5.925-6.425GHz_802.11be EHT160_Nss1,(MCS0),RU996+RU484 MRU 2_4TX

6025MHz_TX

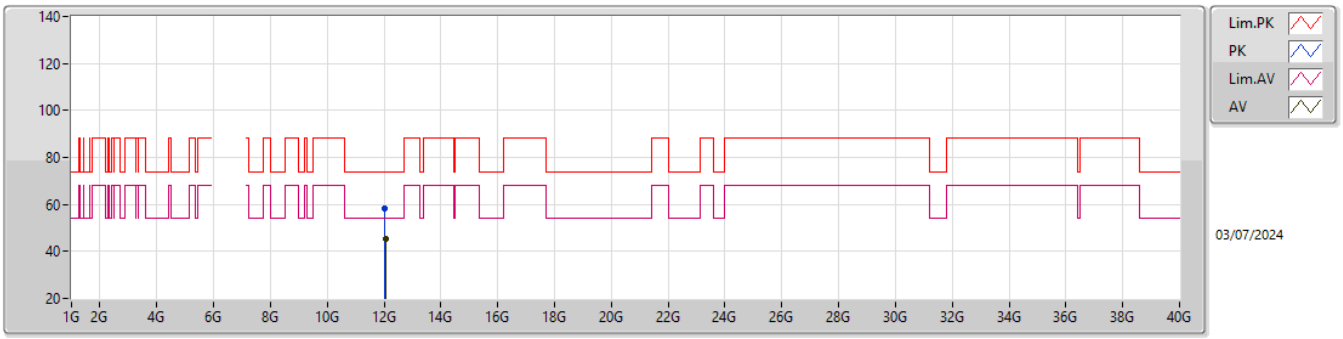

EUT X_4TX
Setting -5/18.5
05-R-E-2

Type	Freq	Level	Limit	Margin	Raw	Dist	Condition	Azimuth	Height	Comment	AF	CL	PA
	(Hz)	(dBuV/m)	(dBuV/m)	(dB)	(dBuV)	(m)		(°)	(m)		(dB)	(dB)	(dB)
PK	12.03854G	58.23	74.00	-15.77	41.68	3	Vertical	42	1.08	-	38.88	11.08	33.41
AV	12.04562G	45.33	54.00	-8.67	28.75	3	Vertical	42	1.08	-	38.89	11.09	33.40

5.925-6.425GHz_802.11be EHT160_Nss1,(MCS0),RU996+RU484 MRU 2_4TX

6025MHz_TX

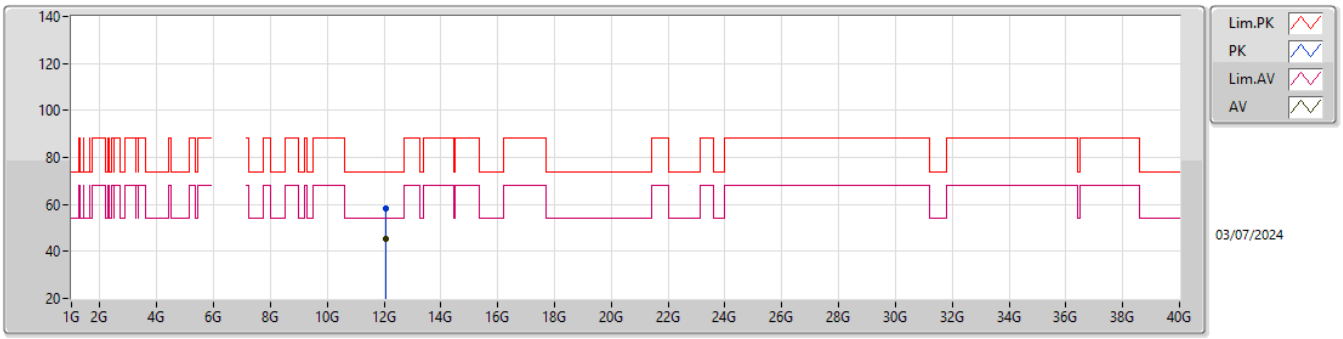

EUT X_4TX
Setting -5/18.5
05-R-E-2

Type	Freq	Level	Limit	Margin	Raw	Dist	Condition	Azimuth	Height	Comment	AF	CL	PA
	(Hz)	(dBuV/m)	(dBuV/m)	(dB)	(dBuV)	(m)		(°)	(m)		(dB)	(dB)	(dB)
PK	12.05906G	58.03	74.00	-15.97	41.41	3	Horizontal	190	1.57	-	38.92	11.09	33.39
AV	12.05858G	45.41	54.00	-8.59	28.79	3	Horizontal	190	1.57	-	38.92	11.09	33.39

5.925-6.425GHz_802.11be EHT160_Nss1,(MCS0),RU996+RU484 MRU 2_4TX

6025MHz_TX

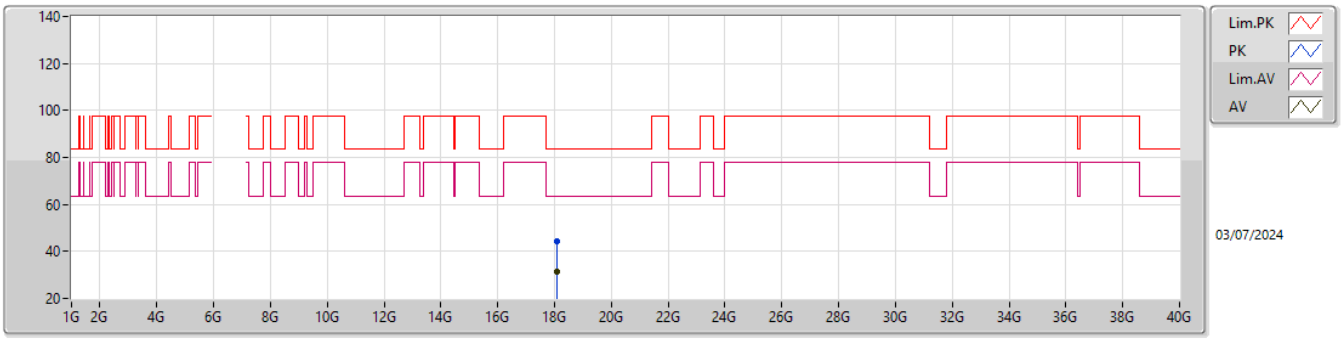

EUT X_4TX
Setting -5/18.5
05-R-E-2

Type	Freq	Level	Limit	Margin	Raw	Dist	Condition	Azimuth	Height	Comment	AF	CL	PA
	(Hz)	(dBuV/m)	(dBuV/m)	(dB)	(dBuV)	(m)		(°)	(m)		(dB)	(dB)	(dB)
PK	18.0828G	44.52	83.54	-39.02	41.17	1	Vertical	282	2.09	-	37.53	15.30	49.48
AV	18.08901G	31.39	63.54	-32.15	28.01	1	Vertical	282	2.09	-	37.56	15.30	49.48

5.925-6.425GHz_802.11be EHT160_Nss1,(MCS0),RU996+RU484 MRU 2_4TX

6025MHz_TX

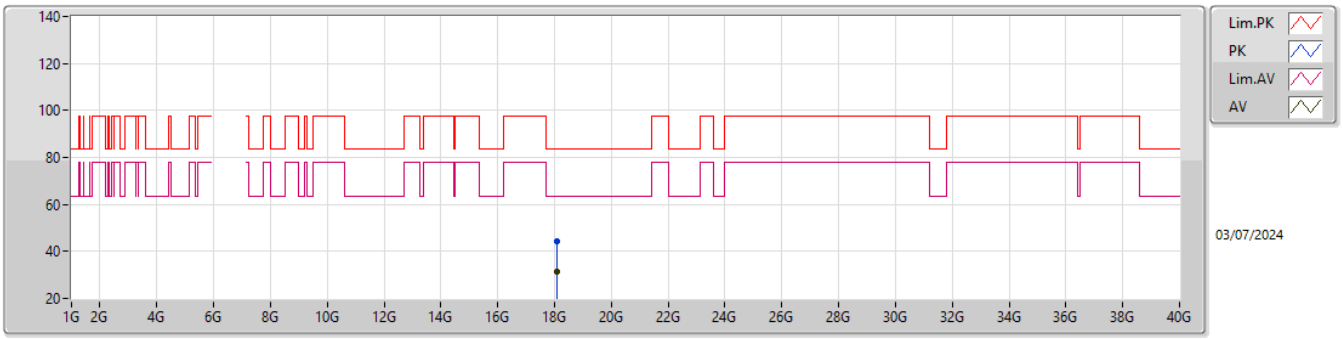

EUT X_4TX
Setting -5/18.5
05-R-E-2

Type	Freq	Level	Limit	Margin	Raw	Dist	Condition	Azimuth	Height	Comment	AF	CL	PA
	(Hz)	(dBuV/m)	(dBuV/m)	(dB)	(dBuV)	(m)		(°)	(m)		(dB)	(dB)	(dB)
PK	18.07995G	44.43	83.54	-39.11	41.09	1	Horizontal	275	1.06	-	37.52	15.30	49.48
AV	18.08973G	31.50	63.54	-32.04	28.12	1	Horizontal	275	1.06	-	37.56	15.30	49.48

5.925-6.425GHz_802.11be EHT160_Nss1,(MCS0),RU726+RU242+RU242 MRU 1_4TX

6025MHz_TX

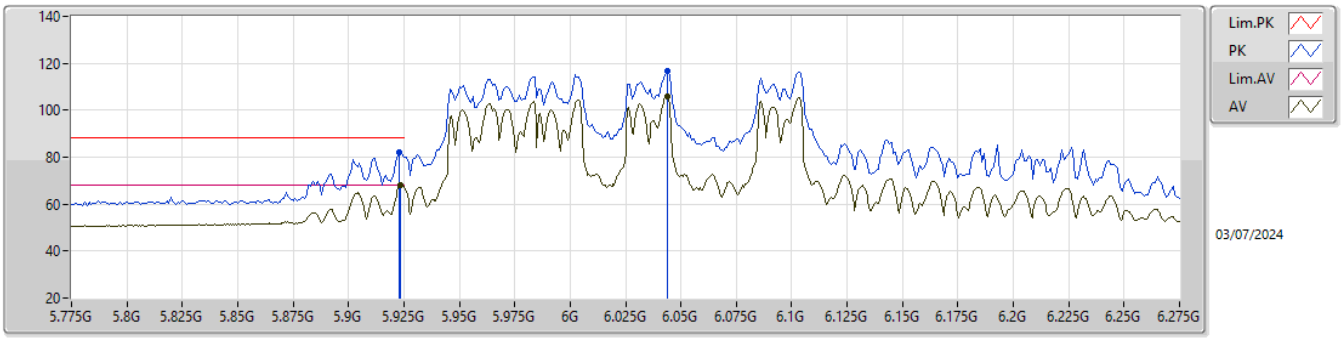

EUT X_4TX
Setting -4/16.5
05-R-G-5-10

Type	Freq	Level	Limit	Margin	Raw	Dist	Condition	Azimuth	Height	Comment	AF	CL	PA
	(Hz)	(dBuV/m)	(dBuV/m)	(dB)	(dBuV)	(m)		(°)	(m)		(dB)	(dB)	(dB)
PK	5.923G	82.01	88.20	-6.19	75.18	3	Vertical	360	1.80	-	34.30	8.11	35.58
RMS	5.9235G	68.02	68.20	-0.18	61.19	3	Vertical	360	1.80	-	34.30	8.11	35.58
PK	6.044G	116.69	Inf	-Inf	109.75	3	Vertical	360	1.80	-	34.29	8.17	35.52
RMS	6.044G	106.08	Inf	-Inf	99.14	3	Vertical	360	1.80	-	34.29	8.17	35.52

5.925-6.425GHz_802.11be EHT160_Nss1,(MCS0),RU726+RU242+RU242 MRU 1_4TX

6025MHz_TX

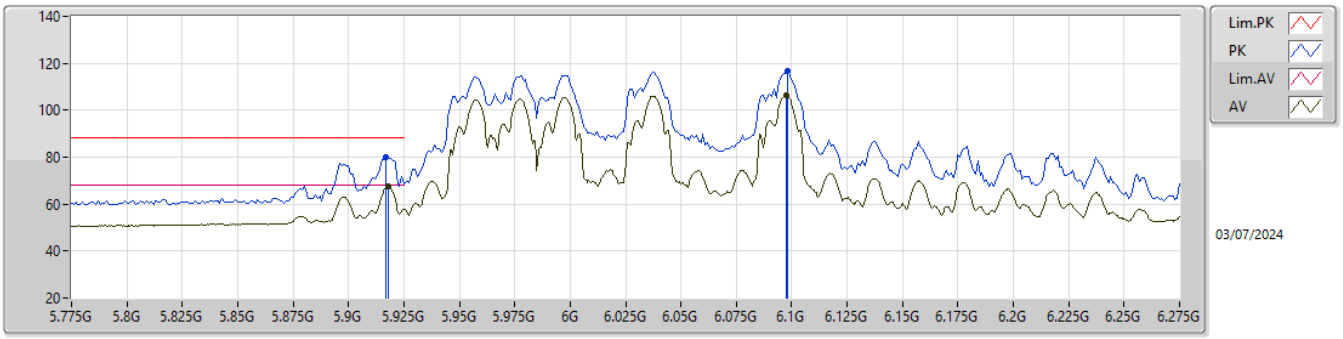

EUT X_4TX
Setting -4/16.5
05-R-G-5-10

Type	Freq	Level	Limit	Margin	Raw	Dist	Condition	Azimuth	Height	Comment	AF	CL	PA
	(Hz)	(dBuV/m)	(dBuV/m)	(dB)	(dBuV)	(m)		(°)	(m)		(dB)	(dB)	(dB)
PK	5.917G	79.99	88.20	-8.21	73.16	3	Horizontal	355	1.80	-	34.30	8.11	35.58
RMS	5.918G	67.53	68.20	-0.67	60.70	3	Horizontal	355	1.80	-	34.30	8.11	35.58
PK	6.098G	116.81	Inf	-Inf	109.84	3	Horizontal	355	1.80	-	34.20	8.19	35.42
RMS	6.0975G	106.34	Inf	-Inf	99.36	3	Horizontal	355	1.80	-	34.21	8.19	35.42

5.925-6.425GHz_802.11be EHT160_Nss1,(MCS0),RU726+RU242+RU242 MRU 1_4TX

6025MHz_TX

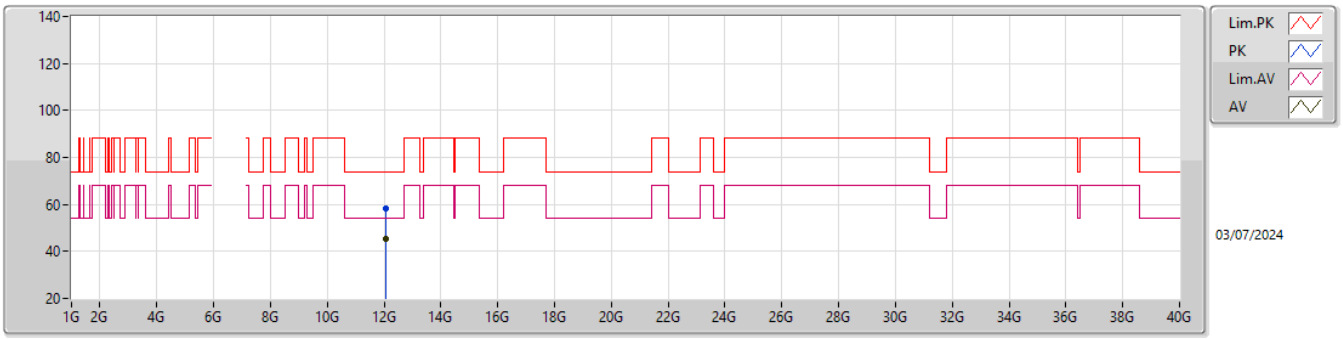

EUT X_4TX
Setting -4/16.5
05-R-E-2

Type	Freq	Level	Limit	Margin	Raw	Dist	Condition	Azimuth	Height	Comment	AF	CL	PA
	(Hz)	(dBuV/m)	(dBuV/m)	(dB)	(dBuV)	(m)		(°)	(m)		(dB)	(dB)	(dB)
PK	12.05186G	58.44	74.00	-15.56	41.85	3	Vertical	4	1.18	-	38.90	11.09	33.40
AV	12.0578G	45.37	54.00	-8.63	28.75	3	Vertical	4	1.18	-	38.92	11.09	33.39

5.925-6.425GHz_802.11be EHT160_Nss1,(MCS0),RU726+RU242+RU242 MRU 1_4TX

6025MHz_TX

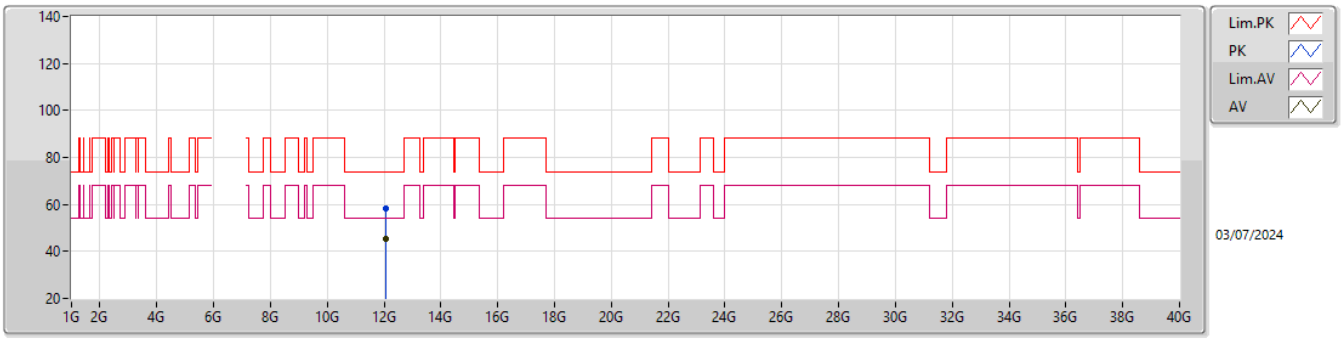

EUT X_4TX
Setting -4/16.5
05-R-E-2

Type	Freq	Level	Limit	Margin	Raw	Dist	Condition	Azimuth	Height	Comment	AF	CL	PA
	(Hz)	(dBuV/m)	(dBuV/m)	(dB)	(dBuV)	(m)		(°)	(m)		(dB)	(dB)	(dB)
PK	12.05522G	58.31	74.00	-15.69	41.70	3	Horizontal	184	2.21	-	38.91	11.09	33.39
AV	12.05768G	45.31	54.00	-8.69	28.69	3	Horizontal	184	2.21	-	38.92	11.09	33.39

5.925-6.425GHz_802.11be EHT160_Nss1,(MCS0),RU726+RU242+RU242 MRU 1_4TX

6025MHz_TX

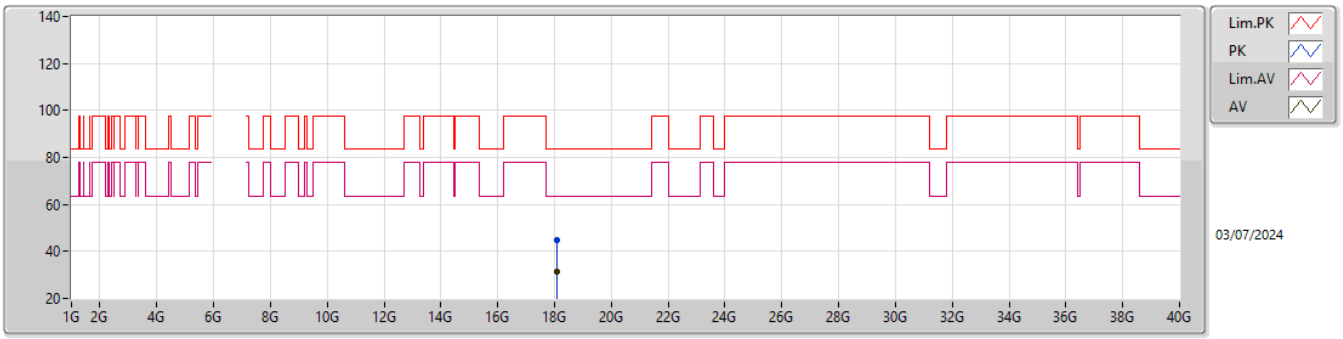

EUT X_4TX
Setting -4/16.5
05-R-E-2

Type	Freq	Level	Limit	Margin	Raw	Dist	Condition	Azimuth	Height	Comment	AF	CL	PA
	(Hz)	(dBuV/m)	(dBuV/m)	(dB)	(dBuV)	(m)		(°)	(m)		(dB)	(dB)	(dB)
PK	18.0672G	44.87	83.54	-38.67	41.57	1	Vertical	216	1.97	-	37.47	15.30	49.47
AV	18.07686G	31.26	63.54	-32.28	27.93	1	Vertical	216	1.97	-	37.51	15.30	49.48

5.925-6.425GHz_802.11be EHT160_Nss1,(MCS0),RU726+RU242+RU242 MRU 1_4TX

6025MHz_TX

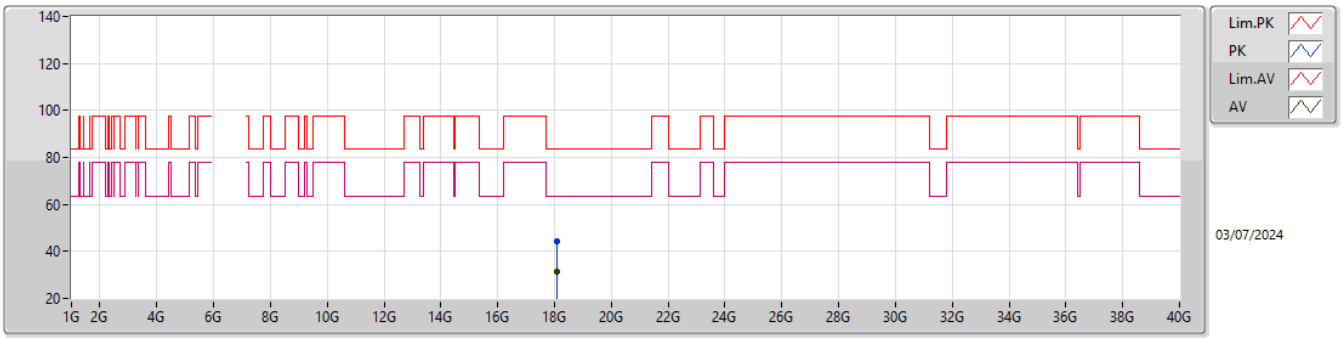

EUT X_4TX
Setting -4/16.5
05-R-E-2

Type	Freq	Level	Limit	Margin	Raw	Dist	Condition	Azimuth	Height	Comment	AF	CL	PA
	(Hz)	(dBuV/m)	(dBuV/m)	(dB)	(dBuV)	(m)		(°)	(m)		(dB)	(dB)	(dB)
PK	18.084G	44.07	83.54	-39.47	40.71	1	Horizontal	143	1.05	-	37.54	15.30	49.48
AV	18.08286G	31.29	63.54	-32.25	27.94	1	Horizontal	143	1.05	-	37.53	15.30	49.48

5.925-6.425GHz_802.11be EHT160_Nss1,(MCS0),RU484+RU484 MRU 1_4TX

6025MHz_TX

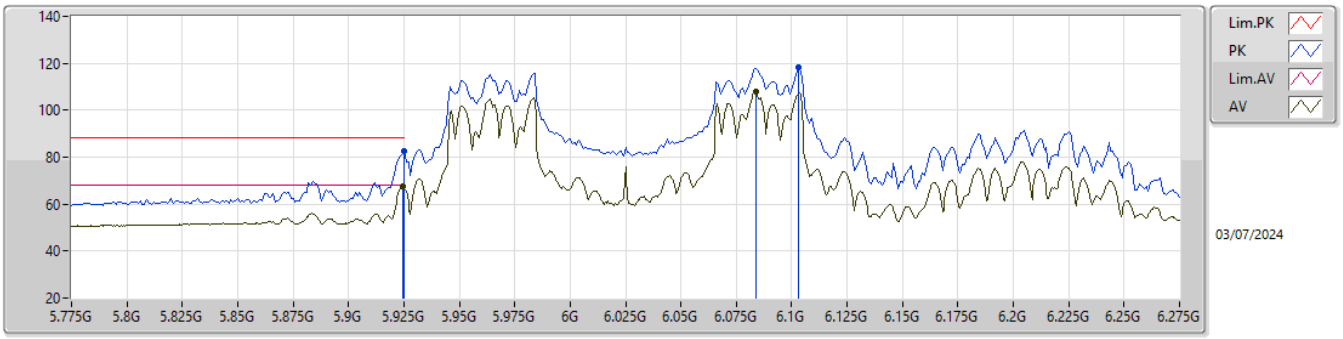

EUT X_4TX
Setting -5.75/17.25
05-R-G-5-10

Type	Freq	Level	Limit	Margin	Raw	Dist	Condition	Azimuth	Height	Comment	AF	CL	PA
	(Hz)	(dBuV/m)	(dBuV/m)	(dB)	(dBuV)	(m)		(°)	(m)		(dB)	(dB)	(dB)
PK	5.925G	82.83	88.20	-5.37	76.00	3	Vertical	0	1.80	-	34.30	8.11	35.58
RMS	5.9245G	67.37	68.20	-0.83	60.54	3	Vertical	0	1.80	-	34.30	8.11	35.58
PK	6.103G	118.08	Inf	-Inf	111.09	3	Vertical	0	1.80	-	34.21	8.19	35.41
RMS	6.084G	107.77	Inf	-Inf	100.80	3	Vertical	0	1.80	-	34.23	8.19	35.45

5.925-6.425GHz_802.11be EHT160_Nss1,(MCS0),RU484+RU484 MRU 1_4TX

6025MHz_TX

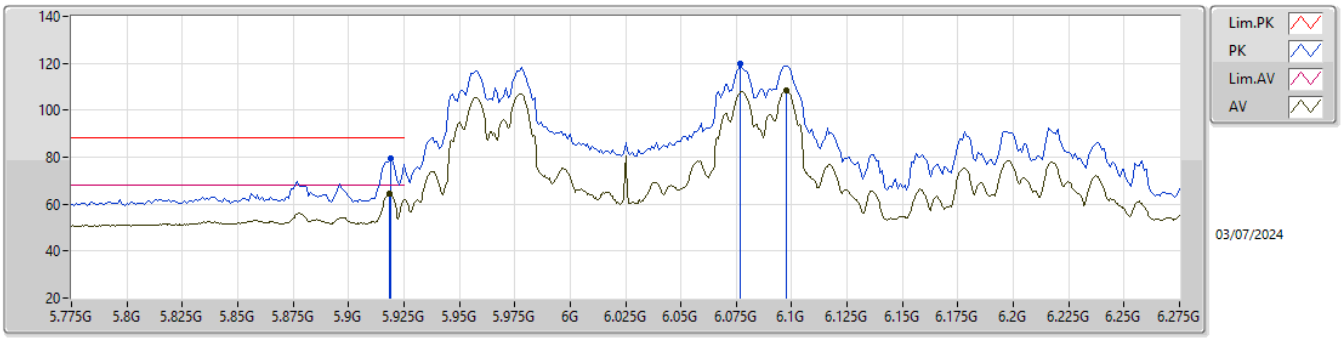

EUT X_4TX
Setting -5.75/17.25
05-R-G-5-10

Type	Freq	Level	Limit	Margin	Raw	Dist	Condition	Azimuth	Height	Comment	AF	CL	PA
	(Hz)	(dBuV/m)	(dBuV/m)	(dB)	(dBuV)	(m)		(°)	(m)		(dB)	(dB)	(dB)
PK	5.919G	79.25	88.20	-8.95	72.42	3	Horizontal	356	1.80	-	34.30	8.11	35.58
RMS	5.9185G	64.32	68.20	-3.88	57.49	3	Horizontal	356	1.80	-	34.30	8.11	35.58
PK	6.077G	119.89	Inf	-Inf	112.92	3	Horizontal	356	1.80	-	34.25	8.18	35.46
RMS	6.0975G	108.29	Inf	-Inf	101.31	3	Horizontal	356	1.80	-	34.21	8.19	35.42

5.925-6.425GHz_802.11be EHT160_Nss1,(MCS0),RU484+RU484 MRU 1_4TX

6025MHz_TX

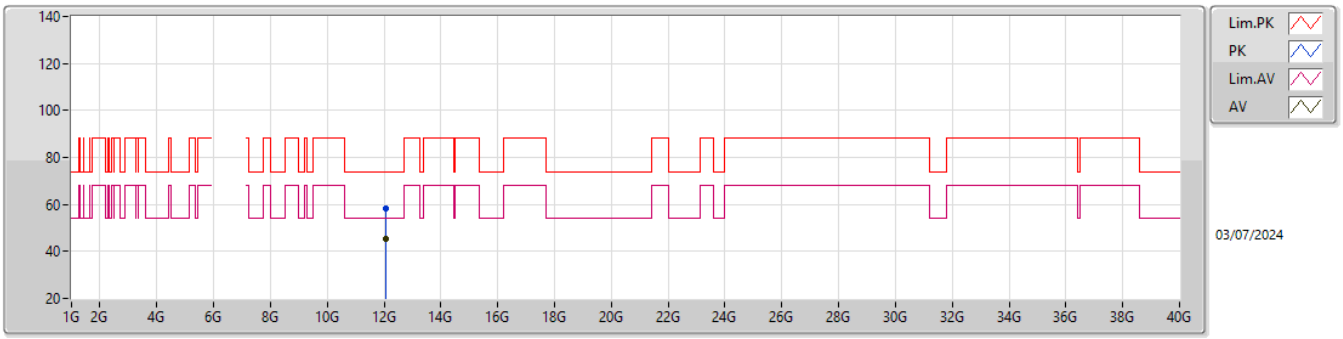

EUT X_4TX
Setting -5.75/17.25
05-R-E-2

Type	Freq	Level	Limit	Margin	Raw	Dist	Condition	Azimuth	Height	Comment	AF	CL	PA
	(Hz)	(dBuV/m)	(dBuV/m)	(dB)	(dBuV)	(m)		(°)	(m)		(dB)	(dB)	(dB)
PK	12.06044G	58.48	74.00	-15.52	41.86	3	Vertical	23	2.43	-	38.92	11.09	33.39
AV	12.06476G	45.50	54.00	-8.50	28.86	3	Vertical	23	2.43	-	38.93	11.09	33.38

5.925-6.425GHz_802.11be EHT160_Nss1,(MCS0),RU484+RU484 MRU 1_4TX

6025MHz_TX

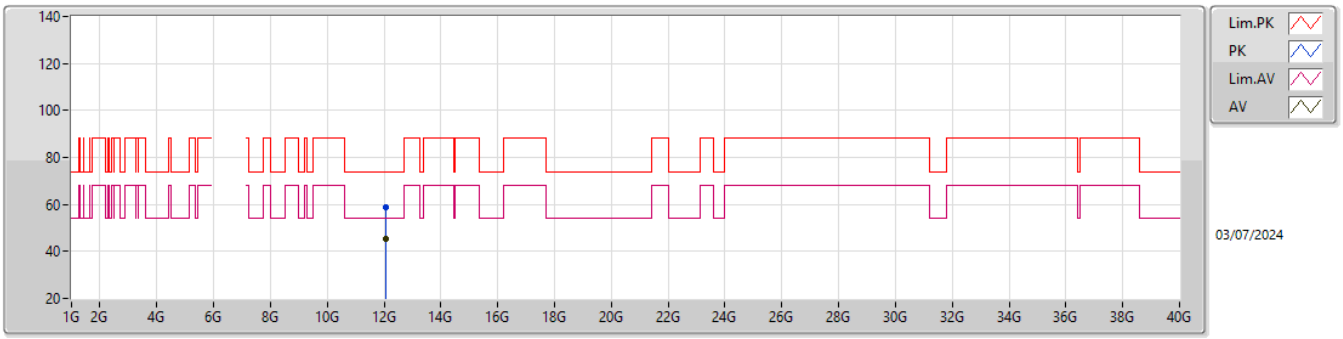

EUT X_4TX
Setting -5.75/17.25
05-R-E-2

Type	Freq	Level	Limit	Margin	Raw	Dist	Condition	Azimuth	Height	Comment	AF	CL	PA
	(Hz)	(dBuV/m)	(dBuV/m)	(dB)	(dBuV)	(m)		(°)	(m)		(dB)	(dB)	(dB)
PK	12.05948G	58.63	74.00	-15.37	42.01	3	Horizontal	40	2.13	-	38.92	11.09	33.39
AV	12.06434G	45.27	54.00	-8.73	28.63	3	Horizontal	40	2.13	-	38.93	11.09	33.38

5.925-6.425GHz_802.11be EHT160_Nss1,(MCS0),RU484+RU484 MRU 1_4TX

6025MHz_TX

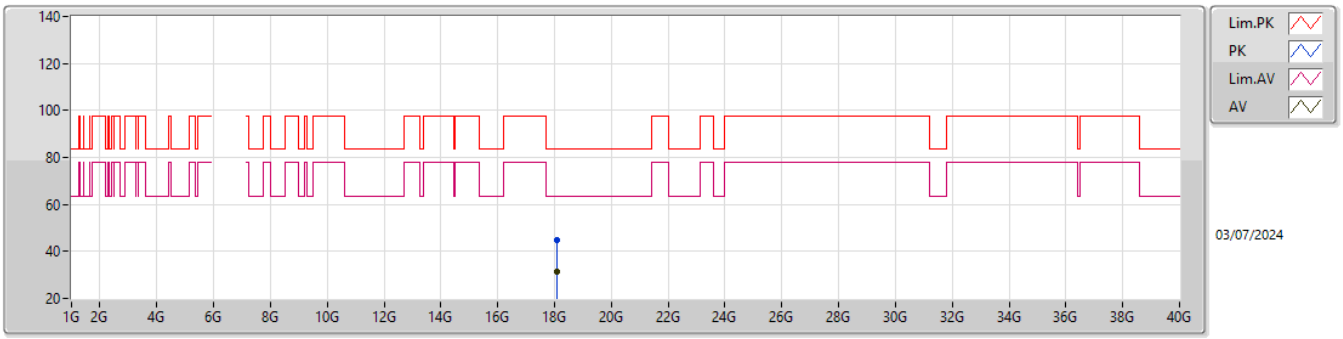

EUT X_4TX
Setting -5.75/17.25
05-R-E-2

Type	Freq	Level	Limit	Margin	Raw	Dist	Condition	Azimuth	Height	Comment	AF	CL	PA
	(Hz)	(dBuV/m)	(dBuV/m)	(dB)	(dBuV)	(m)		(°)	(m)		(dB)	(dB)	(dB)
PK	18.07752G	44.95	83.54	-38.59	41.62	1	Vertical	114	1.53	-	37.51	15.30	49.48
AV	18.08847G	31.22	63.54	-32.32	27.85	1	Vertical	114	1.53	-	37.55	15.30	49.48

5.925-6.425GHz_802.11be EHT160_Nss1,(MCS0),RU484+RU484 MRU 1_4TX

6025MHz_TX

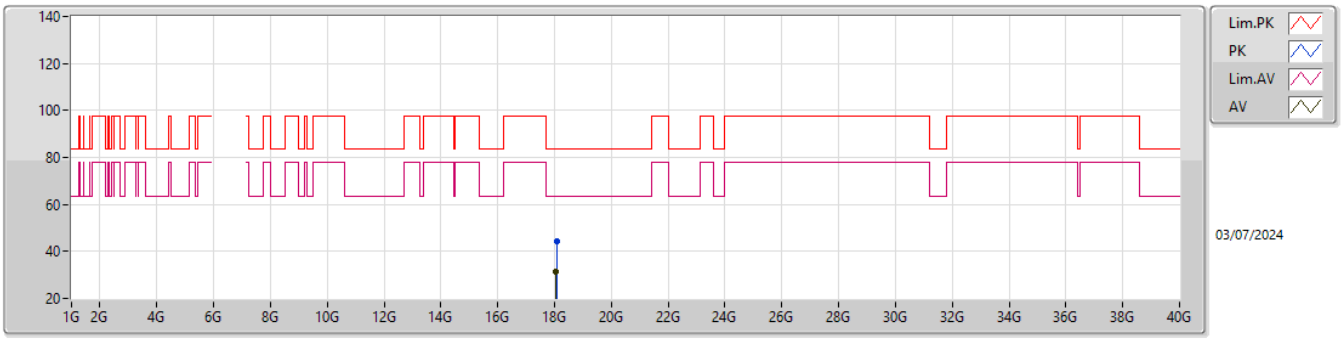

EUT X_4TX
Setting -5.75/17.25
05-R-E-2

Type	Freq	Level	Limit	Margin	Raw	Dist	Condition	Azimuth	Height	Comment	AF	CL	PA
	(Hz)	(dBuV/m)	(dBuV/m)	(dB)	(dBuV)	(m)		(°)	(m)		(dB)	(dB)	(dB)
PK	18.08331G	44.52	83.54	-39.02	41.17	1	Horizontal	280	1.54	-	37.53	15.30	49.48
AV	18.06405G	31.34	63.54	-32.20	28.05	1	Horizontal	280	1.54	-	37.46	15.30	49.47

6.875-7.125GHz_802.11be EHT160_Nss1,(MCS0),RU996+RU484 MRU 2_4TX

6985MHz_TX

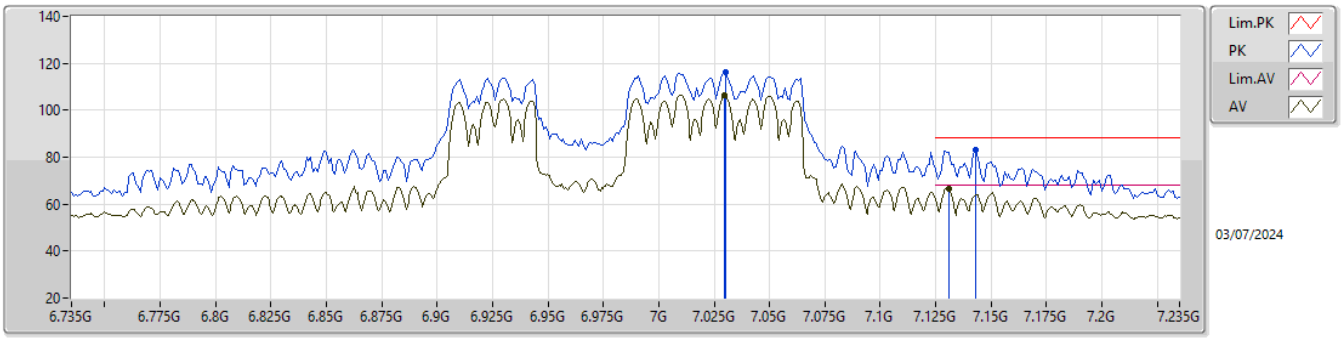

EUT X_4TX
Setting -3.75/17.25
05-R-G-5-10

Type	Freq	Level	Limit	Margin	Raw	Dist	Condition	Azimuth	Height	Comment	AF	CL	PA
	(Hz)	(dBuV/m)	(dBuV/m)	(dB)	(dBuV)	(m)		(°)	(m)		(dB)	(dB)	(dB)
PK	7.03G	116.33	Inf	-Inf	106.70	3	Vertical	350	1.80	-	36.32	8.60	35.29
RMS	7.0295G	106.30	Inf	-Inf	96.67	3	Vertical	350	1.80	-	36.32	8.60	35.29
PK	7.143G	82.89	88.20	-5.31	72.54	3	Vertical	350	1.80	-	36.86	8.57	35.08
RMS	7.131G	66.54	68.20	-1.66	56.27	3	Vertical	350	1.80	-	36.79	8.58	35.10

6.875-7.125GHz_802.11be EHT160_Nss1,(MCS0),RU996+RU484 MRU 2_4TX

6985MHz_TX

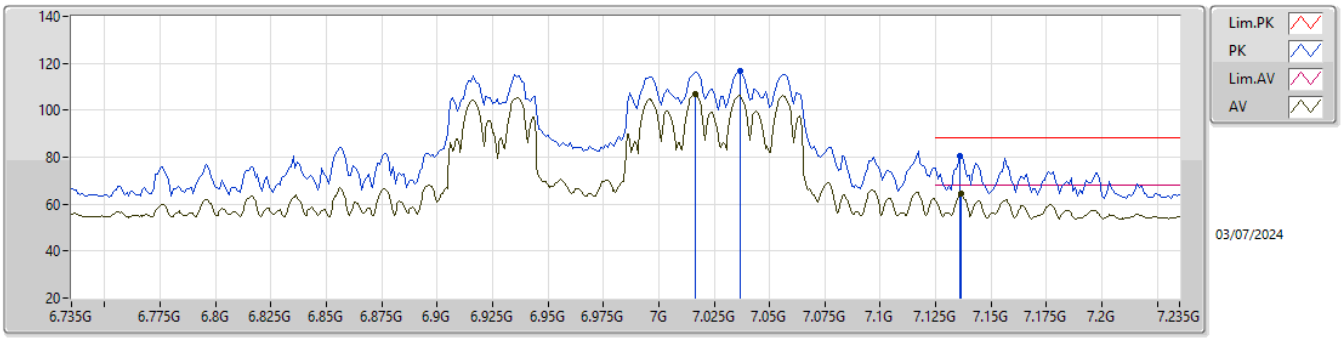

EUT X_4TX
Setting -3.75/17.25
05-R-G-5-10

Type	Freq	Level	Limit	Margin	Raw	Dist	Condition	Azimuth	Height	Comment	AF	CL	PA
	(Hz)	(dBuV/m)	(dBuV/m)	(dB)	(dBuV)	(m)		(°)	(m)		(dB)	(dB)	(dB)
PK	7.037G	116.71	Inf	-Inf	107.03	3	Horizontal	347.9	1.80	-	36.35	8.60	35.27
RMS	7.0165G	106.68	Inf	-Inf	97.11	3	Horizontal	347.9	1.80	-	36.27	8.61	35.31
PK	7.136G	80.58	88.20	-7.62	70.27	3	Horizontal	347.9	1.80	-	36.82	8.58	35.09
RMS	7.1365G	64.24	68.20	-3.96	53.93	3	Horizontal	347.9	1.80	-	36.82	8.58	35.09

6.875-7.125GHz_802.11be EHT160_Nss1,(MCS0),RU996+RU484 MRU 2_4TX

6985MHz_TX

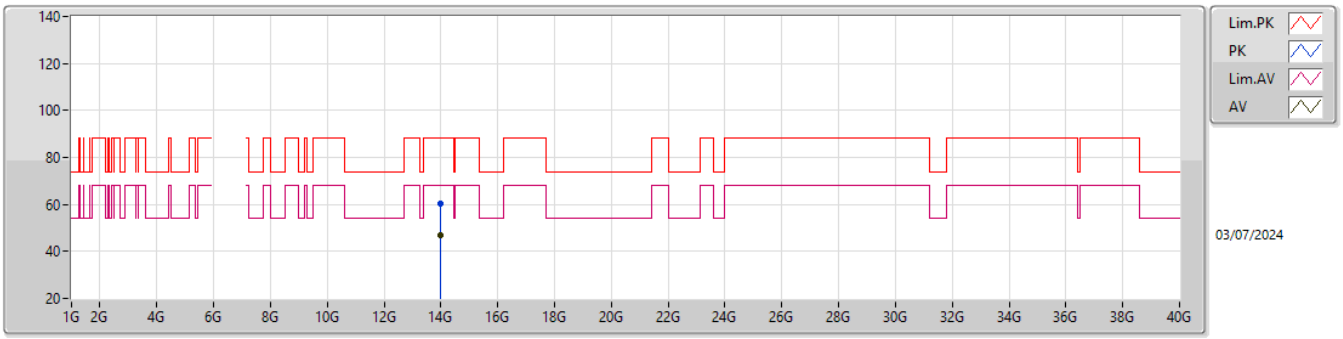

EUT X_4TX
Setting -3.75/17.25
05-R-E-2

Type	Freq	Level	Limit	Margin	Raw	Dist	Condition	Azimuth	Height	Comment	AF	CL	PA
	(Hz)	(dBuV/m)	(dBuV/m)	(dB)	(dBuV)	(m)		(°)	(m)		(dB)	(dB)	(dB)
PK	13.97402G	60.36	88.20	-27.84	41.65	3	Vertical	109	1.60	-	40.50	11.75	33.54
RMS	13.97582G	46.97	68.20	-21.23	28.26	3	Vertical	109	1.60	-	40.50	11.75	33.54

6.875-7.125GHz_802.11be EHT160_Nss1,(MCS0),RU996+RU484 MRU 2_4TX

6985MHz_TX

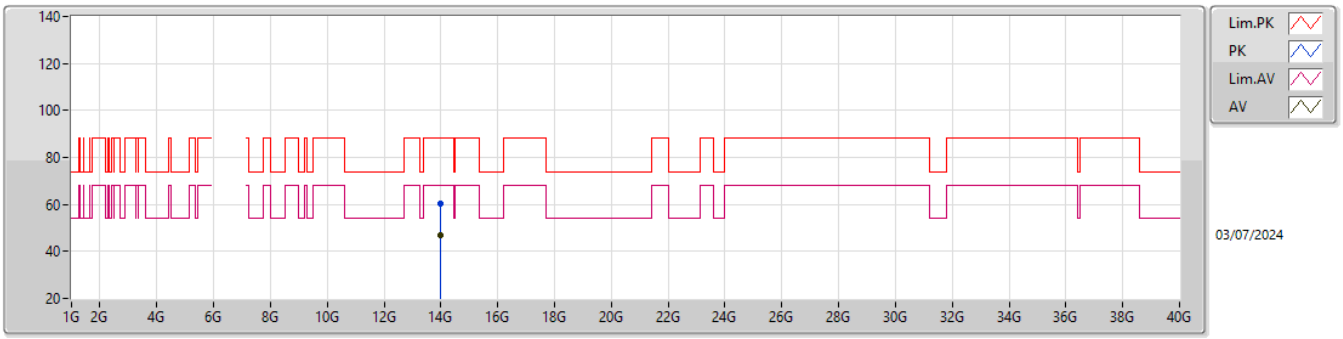

EUT X_4TX
Setting -3.75/17.25
05-R-E-2

Type	Freq	Level	Limit	Margin	Raw	Dist	Condition	Azimuth	Height	Comment	AF	CL	PA
	(Hz)	(dBuV/m)	(dBuV/m)	(dB)	(dBuV)	(m)		(°)	(m)		(dB)	(dB)	(dB)
PK	13.97216G	60.39	88.20	-27.81	41.68	3	Horizontal	306	1.43	-	40.50	11.75	33.54
RMS	13.98092G	47.08	68.20	-21.12	28.37	3	Horizontal	306	1.43	-	40.50	11.75	33.54

6.875-7.125GHz_802.11be EHT160_Nss1,(MCS0),RU996+RU484 MRU 2_4TX

6985MHz_TX

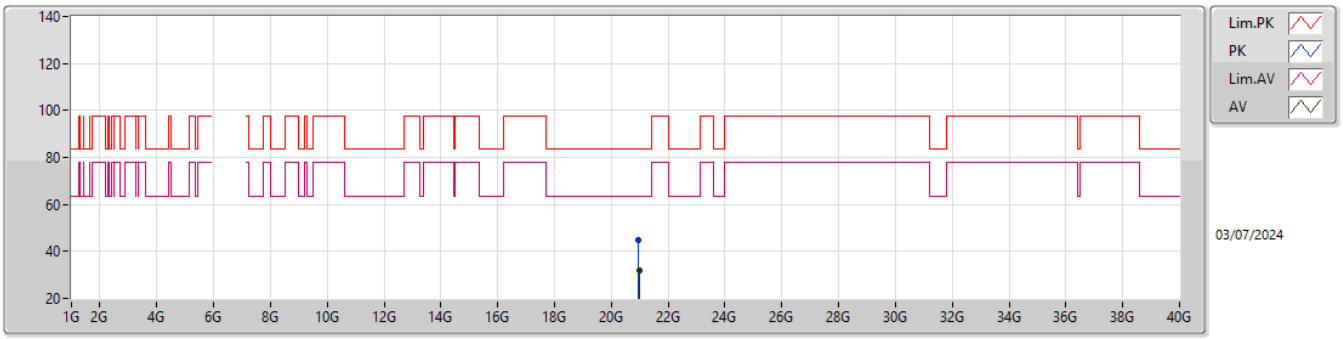

EUT X_4TX
Setting -3.75/17.25
05-R-E-2

Type	Freq	Level	Limit	Margin	Raw	Dist	Condition	Azimuth	Height	Comment	AF	CL	PA
	(Hz)	(dBuV/m)	(dBuV/m)	(dB)	(dBuV)	(m)		(°)	(m)		(dB)	(dB)	(dB)
PK	20.94546G	44.64	83.54	-38.90	39.49	1	Vertical	215	2.91	-	38.10	15.96	48.91
AV	20.97G	32.14	63.54	-31.40	27.04	1	Vertical	215	2.91	-	38.02	15.98	48.90

6.875-7.125GHz_802.11be EHT160_Nss1,(MCS0),RU996+RU484 MRU 2_4TX

6985MHz_TX

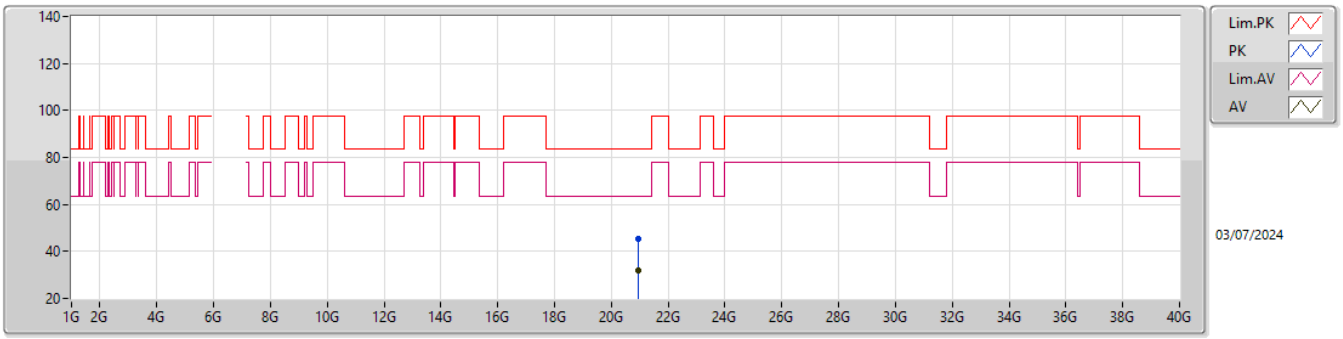

EUT X_4TX
Setting -3.75/17.25
05-R-E-2

Type	Freq	Level	Limit	Margin	Raw	Dist	Condition	Azimuth	Height	Comment	AF	CL	PA
	(Hz)	(dBuV/m)	(dBuV/m)	(dB)	(dBuV)	(m)		(°)	(m)		(dB)	(dB)	(dB)
PK	20.95521G	45.50	83.54	-38.04	40.36	1	Horizontal	41	1.22	-	38.08	15.96	48.90
AV	20.9688G	31.92	63.54	-31.62	26.82	1	Horizontal	41	1.22	-	38.02	15.98	48.90

6.875-7.125GHz_802.11be EHT160_Nss1,(MCS0),RU726+RU242+RU242 MRU 1_4TX

6985MHz_TX

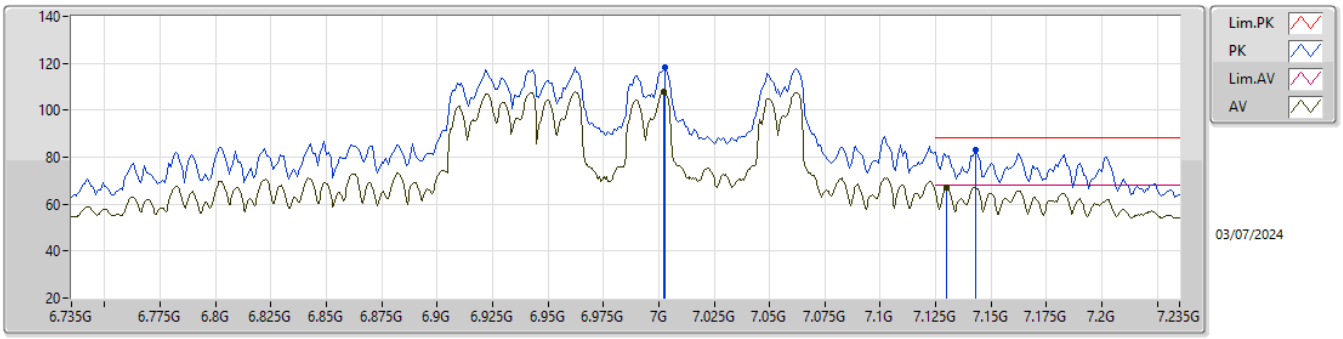

EUT X_4TX
Setting -4.75/17.25
05-R-G-5-10

Type	Freq	Level	Limit	Margin	Raw	Dist	Condition	Azimuth	Height	Comment	AF	CL	PA
	(Hz)	(dBuV/m)	(dBuV/m)	(dB)	(dBuV)	(m)		(°)	(m)		(dB)	(dB)	(dB)
PK	7.003G	118.50	Inf	-Inf	109.01	3	Vertical	4	1.80	-	36.21	8.61	35.33
RMS	7.0025G	107.79	Inf	-Inf	98.31	3	Vertical	4	1.80	-	36.21	8.61	35.34
PK	7.143G	83.16	88.20	-5.04	72.81	3	Vertical	4	1.80	-	36.86	8.57	35.08
RMS	7.13G	67.18	68.20	-1.02	56.92	3	Vertical	4	1.80	-	36.78	8.58	35.10

6.875-7.125GHz_802.11be EHT160_Nss1,(MCS0),RU726+RU242+RU242 MRU 1_4TX

6985MHz_TX

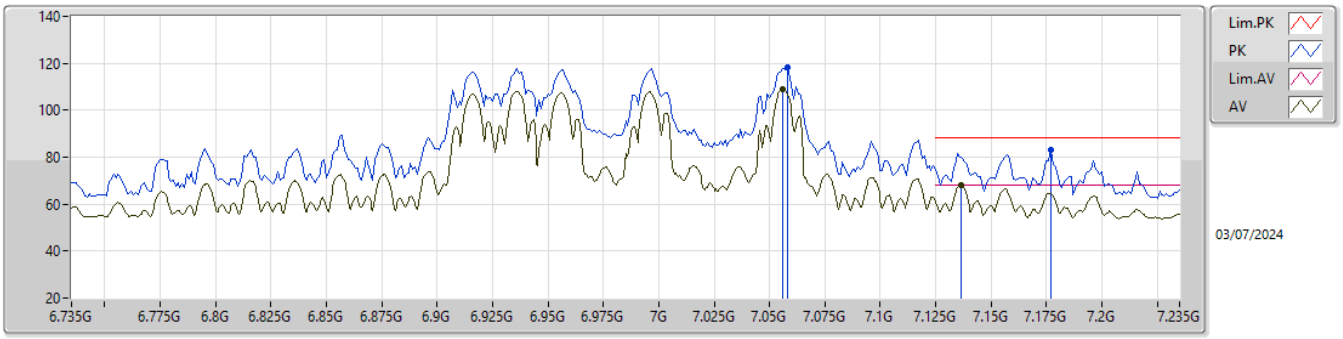

EUT X_4TX
Setting -4.75/17.25
05-R-G-5-10

Type	Freq	Level	Limit	Margin	Raw	Dist	Condition	Azimuth	Height	Comment	AF	CL	PA
	(Hz)	(dBuV/m)	(dBuV/m)	(dB)	(dBuV)	(m)		(°)	(m)		(dB)	(dB)	(dB)
PK	7.058G	118.09	Inf	-Inf	108.29	3	Horizontal	354	1.80	-	36.43	8.60	35.23
RMS	7.056G	109.20	Inf	-Inf	99.42	3	Horizontal	354	1.80	-	36.42	8.60	35.24
PK	7.177G	82.89	88.20	-5.31	72.33	3	Horizontal	354	1.80	-	37.01	8.57	35.02
RMS	7.1365G	67.89	68.20	-0.31	57.58	3	Horizontal	354	1.80	-	36.82	8.58	35.09

6.875-7.125GHz_802.11be EHT160_Nss1,(MCS0),RU726+RU242+RU242 MRU 1_4TX

6985MHz_TX

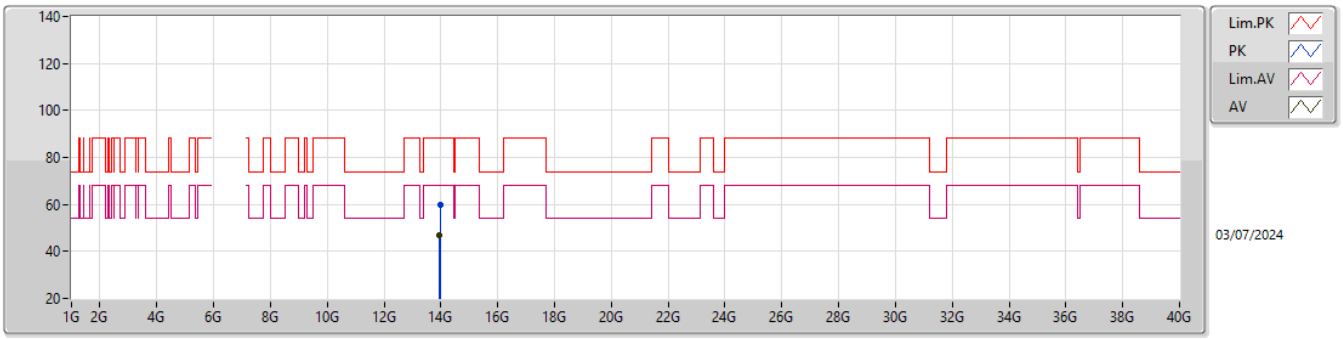

EUT X_4TX
Setting -4.75/17.25
05-R-E-2

Type	Freq	Level	Limit	Margin	Raw	Dist	Condition	Azimuth	Height	Comment	AF	CL	PA
	(Hz)	(dBuV/m)	(dBuV/m)	(dB)	(dBuV)	(m)		(°)	(m)		(dB)	(dB)	(dB)
PK	13.97288G	59.95	88.20	-28.25	41.24	3	Vertical	313	1.64	-	40.50	11.75	33.54
RMS	13.95908G	47.03	68.20	-21.17	28.32	3	Vertical	313	1.64	-	40.50	11.75	33.54

6.875-7.125GHz_802.11be EHT160_Nss1,(MCS0),RU726+RU242+RU242 MRU 1_4TX

6985MHz_TX

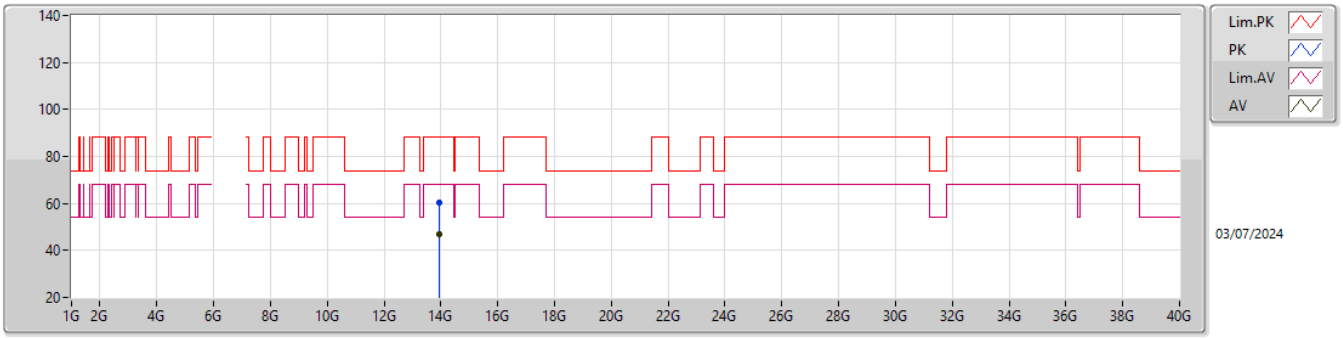

EUT X_4TX
Setting -4.75/17.25
05-R-E-2

Type	Freq	Level	Limit	Margin	Raw	Dist	Condition	Azimuth	Height	Comment	AF	CL	PA
	(Hz)	(dBuV/m)	(dBuV/m)	(dB)	(dBuV)	(m)		(°)	(m)		(dB)	(dB)	(dB)
PK	13.955G	60.35	88.20	-27.85	41.65	3	Horizontal	353	1.09	-	40.50	11.74	33.54
RMS	13.95752G	47.09	68.20	-21.11	28.38	3	Horizontal	353	1.09	-	40.50	11.75	33.54

6.875-7.125GHz_802.11be EHT160_Nss1,(MCS0),RU726+RU242+RU242 MRU 1_4TX

6985MHz_TX

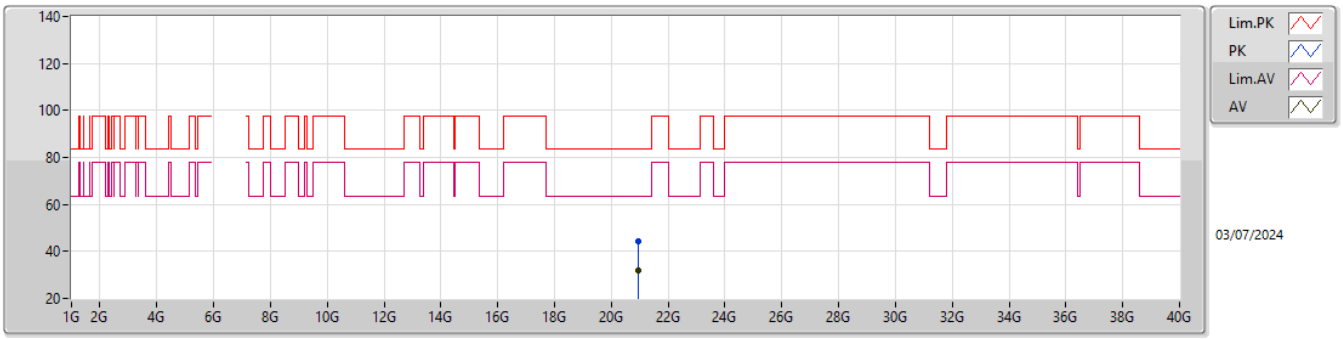

EUT X_4TX
Setting -4.75/17.25
05-R-E-2

Type	Freq	Level	Limit	Margin	Raw	Dist	Condition	Azimuth	Height	Comment	AF	CL	PA
	(Hz)	(dBuV/m)	(dBuV/m)	(dB)	(dBuV)	(m)		(°)	(m)		(dB)	(dB)	(dB)
PK	20.96331G	44.51	83.54	-39.03	39.39	1	Vertical	91	1.47	-	38.05	15.97	48.90
AV	20.96967G	31.97	63.54	-31.57	26.87	1	Vertical	91	1.47	-	38.02	15.98	48.90

6.875-7.125GHz_802.11be EHT160_Nss1,(MCS0),RU726+RU242+RU242 MRU 1_4TX

6985MHz_TX

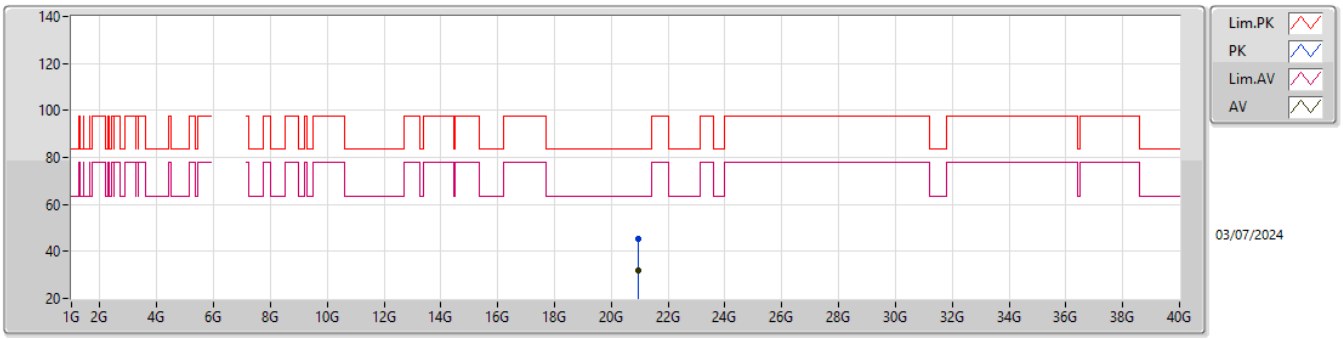

EUT X_4TX
Setting -4.75/17.25
05-R-E-2

Type	Freq	Level	Limit	Margin	Raw	Dist	Condition	Azimuth	Height	Comment	AF	CL	PA
	(Hz)	(dBuV/m)	(dBuV/m)	(dB)	(dBuV)	(m)		(°)	(m)		(dB)	(dB)	(dB)
PK	20.95425G	45.22	83.54	-38.32	40.08	1	Horizontal	100	2.51	-	38.08	15.96	48.90
AV	20.96532G	31.96	63.54	-31.58	26.85	1	Horizontal	100	2.51	-	38.04	15.97	48.90

6.875-7.125GHz_802.11be EHT160_Nss1,(MCS0),RU484+RU484 MRU 1_4TX

6985MHz_TX

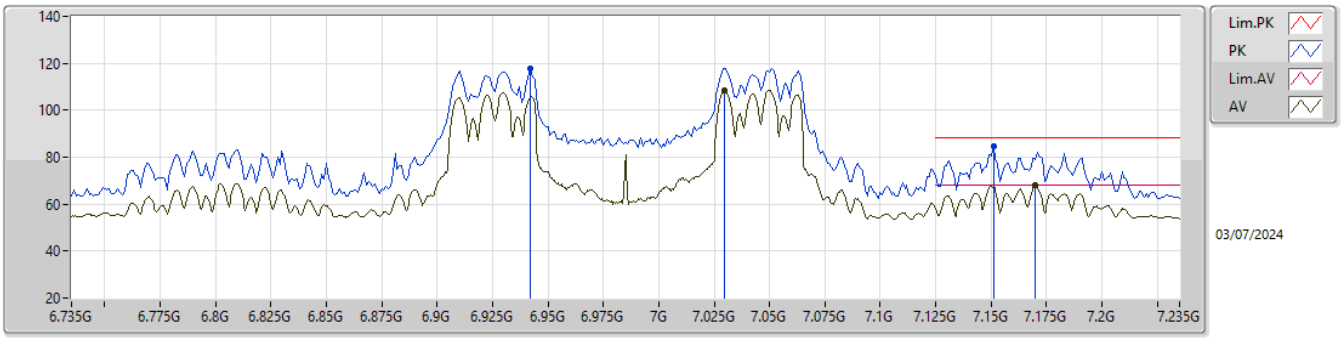

EUT X_4TX
Setting -3.5/15
05-R-G-5-10

Type	Freq	Level	Limit	Margin	Raw	Dist	Condition	Azimuth	Height	Comment	AF	CL	PA
	(Hz)	(dBuV/m)	(dBuV/m)	(dB)	(dBuV)	(m)		(°)	(m)		(dB)	(dB)	(dB)
PK	6.942G	117.89	Inf	-Inf	108.50	3	Vertical	350	1.80	-	36.08	8.57	35.26
RMS	7.0295G	108.52	Inf	-Inf	98.89	3	Vertical	350	1.80	-	36.32	8.60	35.29
PK	7.151G	84.79	88.20	-3.41	74.39	3	Vertical	350	1.80	-	36.90	8.57	35.07
RMS	7.17G	67.94	68.20	-0.26	57.42	3	Vertical	350	1.80	-	36.98	8.57	35.03

6.875-7.125GHz_802.11be EHT160_Nss1,(MCS0),RU484+RU484 MRU 1_4TX

6985MHz_TX

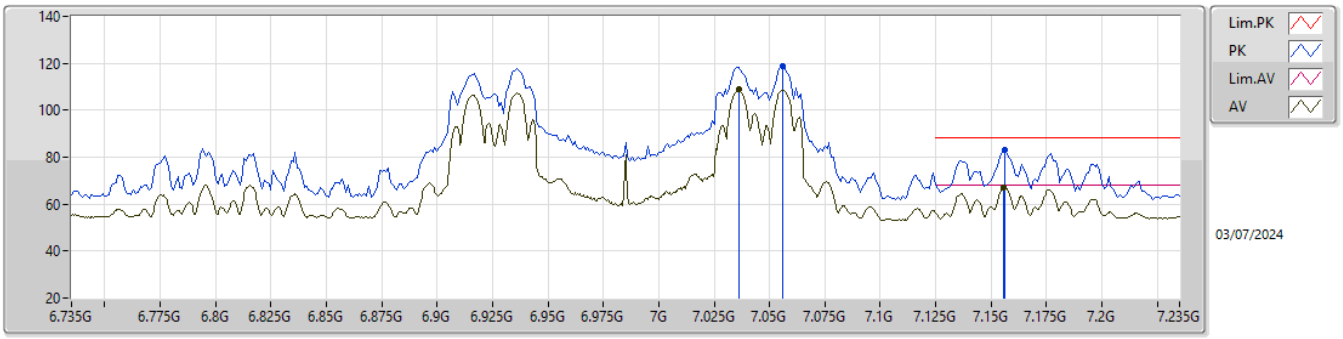

EUT X_4TX
Setting -3.5/15
05-R-G-5-10

Type	Freq	Level	Limit	Margin	Raw	Dist	Condition	Azimuth	Height	Comment	AF	CL	PA
	(Hz)	(dBuV/m)	(dBuV/m)	(dB)	(dBuV)	(m)		(°)	(m)		(dB)	(dB)	(dB)
PK	7.056G	118.83	Inf	-Inf	109.05	3	Horizontal	355	1.80	-	36.42	8.60	35.24
RMS	7.036G	108.76	Inf	-Inf	99.09	3	Horizontal	355	1.80	-	36.34	8.60	35.27
PK	7.156G	83.23	88.20	-4.97	72.80	3	Horizontal	355	1.80	-	36.92	8.57	35.06
RMS	7.1555G	67.24	68.20	-0.96	56.81	3	Horizontal	355	1.80	-	36.92	8.57	35.06

6.875-7.125GHz_802.11be EHT160_Nss1,(MCS0),RU484+RU484 MRU 1_4TX

6985MHz_TX

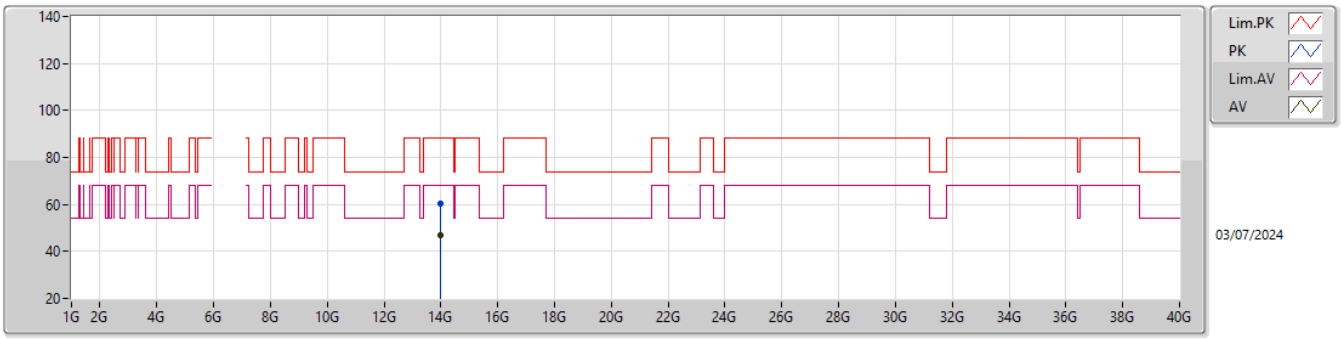

EUT X_4TX
Setting -3.5/15
05-R-E-2

Type	Freq	Level	Limit	Margin	Raw	Dist	Condition	Azimuth	Height	Comment	AF	CL	PA
	(Hz)	(dBuV/m)	(dBuV/m)	(dB)	(dBuV)	(m)		(°)	(m)		(dB)	(dB)	(dB)
PK	13.985G	60.23	88.20	-27.97	41.53	3	Vertical	336	2.93	-	40.50	11.75	33.55
RMS	13.97492G	47.05	68.20	-21.15	28.34	3	Vertical	336	2.93	-	40.50	11.75	33.54

6.875-7.125GHz_802.11be EHT160_Nss1,(MCS0),RU484+RU484 MRU 1_4TX

6985MHz_TX

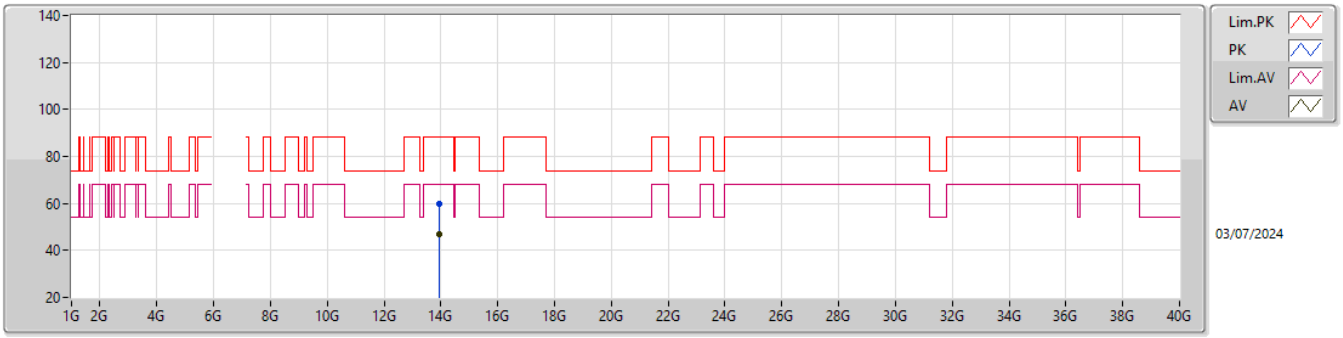

EUT X_4TX
Setting -3.5/15
05-R-E-2

Type	Freq	Level	Limit	Margin	Raw	Dist	Condition	Azimuth	Height	Comment	AF	CL	PA
	(Hz)	(dBuV/m)	(dBuV/m)	(dB)	(dBuV)	(m)		(°)	(m)		(dB)	(dB)	(dB)
PK	13.96124G	60.06	88.20	-28.14	41.35	3	Horizontal	183	1.60	-	40.50	11.75	33.54
RMS	13.95806G	46.86	68.20	-21.34	28.15	3	Horizontal	183	1.60	-	40.50	11.75	33.54

6.875-7.125GHz_802.11be EHT160_Nss1,(MCS0),RU484+RU484 MRU 1_4TX

6985MHz_TX

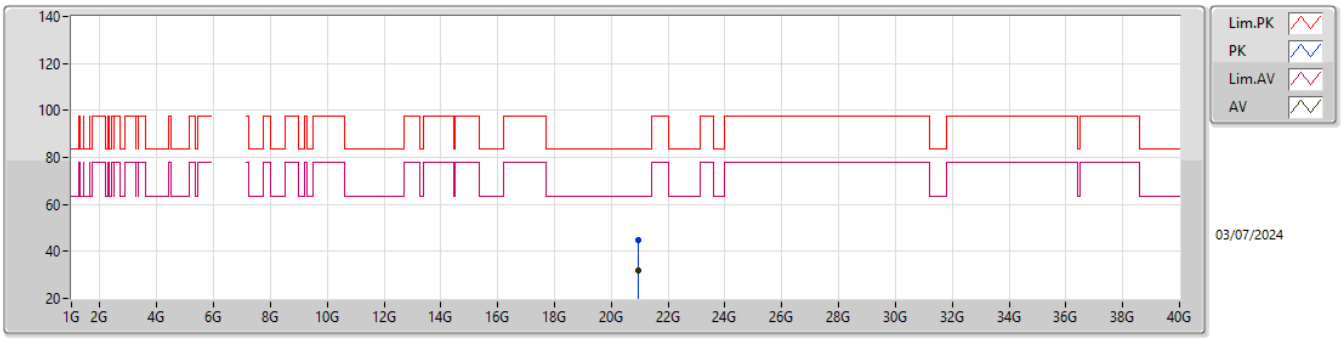

EUT X_4TX
Setting -3.5/15
05-R-E-2

Type	Freq	Level	Limit	Margin	Raw	Dist	Condition	Azimuth	Height	Comment	AF	CL	PA
	(Hz)	(dBuV/m)	(dBuV/m)	(dB)	(dBuV)	(m)		(°)	(m)		(dB)	(dB)	(dB)
PK	20.96457G	45.02	83.54	-38.52	39.91	1	Vertical	321	2.58	-	38.04	15.97	48.90
AV	20.9634G	32.01	63.54	-31.53	26.89	1	Vertical	321	2.58	-	38.05	15.97	48.90

6.875-7.125GHz_802.11be EHT160_Nss1,(MCS0),RU484+RU484 MRU 1_4TX

6985MHz_TX

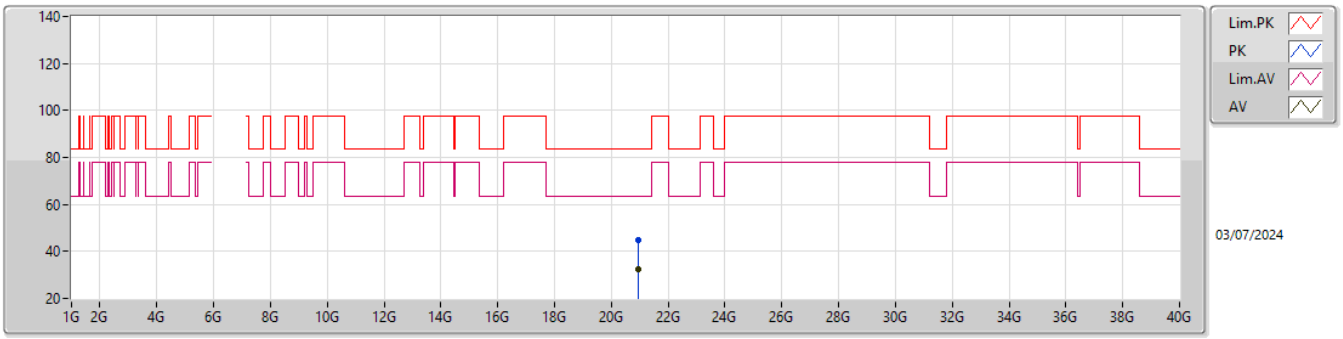

EUT X_4TX
Setting -3.5/15
05-R-E-2

Type	Freq	Level	Limit	Margin	Raw	Dist	Condition	Azimuth	Height	Comment	AF	CL	PA
	(Hz)	(dBuV/m)	(dBuV/m)	(dB)	(dBuV)	(m)		(°)	(m)		(dB)	(dB)	(dB)
PK	20.95221G	44.91	83.54	-38.63	39.76	1	Horizontal	275	2.57	-	38.09	15.96	48.90
AV	20.96874G	32.21	63.54	-31.33	27.11	1	Horizontal	275	2.57	-	38.03	15.97	48.90

5.925-6.425GHz_802.11be EHT320_Nss1,(MCS0),3xRU996 MRU 4_4TX

6105MHz_TX

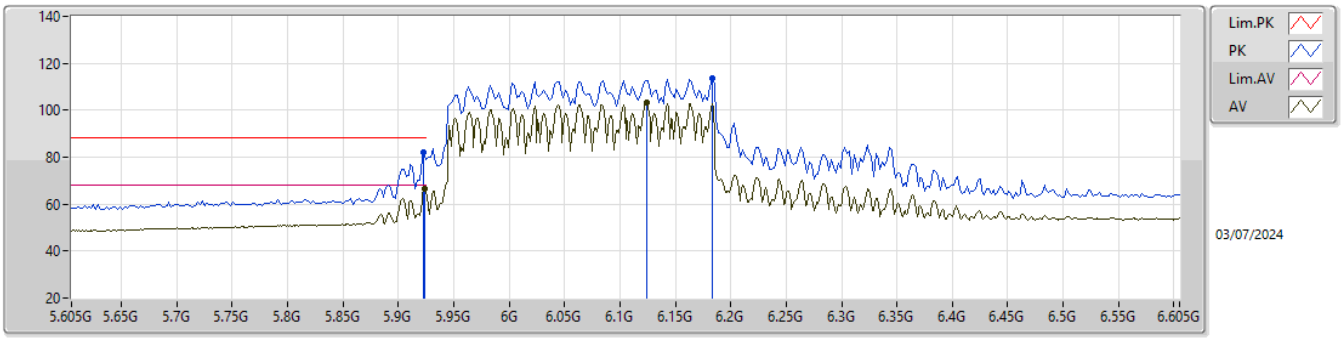

EUT X_4TX
Setting -3.5/19.25
05-R-G-5-10

Type	Freq	Level	Limit	Margin	Raw	Dist	Condition	Azimuth	Height	Comment	AF	CL	PA
	(Hz)	(dBuV/m)	(dBuV/m)	(dB)	(dBuV)	(m)		(°)	(m)		(dB)	(dB)	(dB)
PK	5.923G	81.85	88.20	-6.35	75.02	3	Vertical	0	1.80	-	34.30	8.11	35.58
RMS	5.924G	66.32	68.20	-1.88	59.49	3	Vertical	0	1.80	-	34.30	8.11	35.58
PK	6.183G	113.53	Inf	-Inf	106.20	3	Vertical	0	1.80	-	34.37	8.21	35.25
RMS	6.124G	103.26	Inf	-Inf	96.18	3	Vertical	0	1.80	-	34.25	8.20	35.37

5.925-6.425GHz_802.11be EHT320_Nss1,(MCS0),3xRU996 MRU 4_4TX

6105MHz_TX

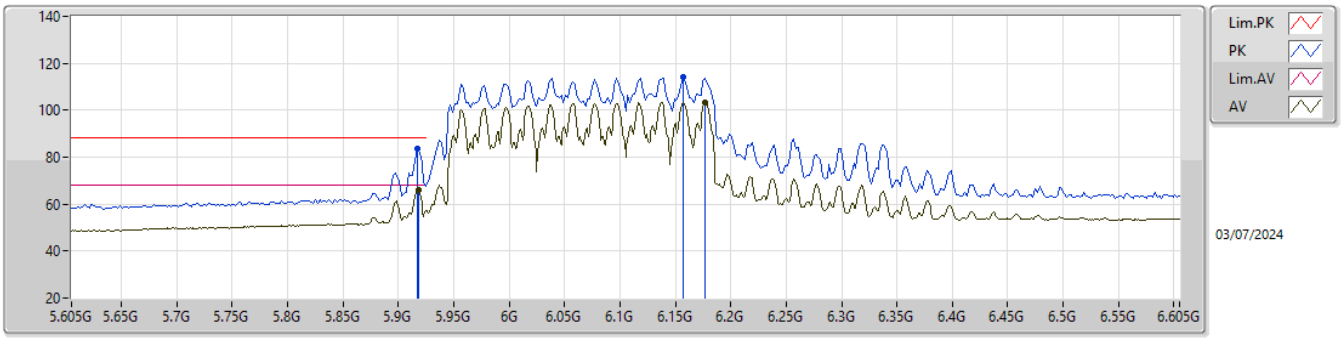

EUT X_4TX
Setting -3.5/19.25
05-R-G-5-10

Type	Freq	Level	Limit	Margin	Raw	Dist	Condition	Azimuth	Height	Comment	AF	CL	PA
	(Hz)	(dBuV/m)	(dBuV/m)	(dB)	(dBuV)	(m)		(°)	(m)		(dB)	(dB)	(dB)
PK	5.917G	83.44	88.20	-4.76	76.61	3	Horizontal	357	1.80	-	34.30	8.11	35.58
RMS	5.918G	66.26	68.20	-1.94	59.43	3	Horizontal	357	1.80	-	34.30	8.11	35.58
PK	6.157G	114.19	Inf	-Inf	106.97	3	Horizontal	357	1.80	-	34.31	8.21	35.30
RMS	6.177G	103.52	Inf	-Inf	96.22	3	Horizontal	357	1.80	-	34.35	8.21	35.26

5.925-6.425GHz_802.11be EHT320_Nss1,(MCS0),3xRU996 MRU 4_4TX

6105MHz_TX

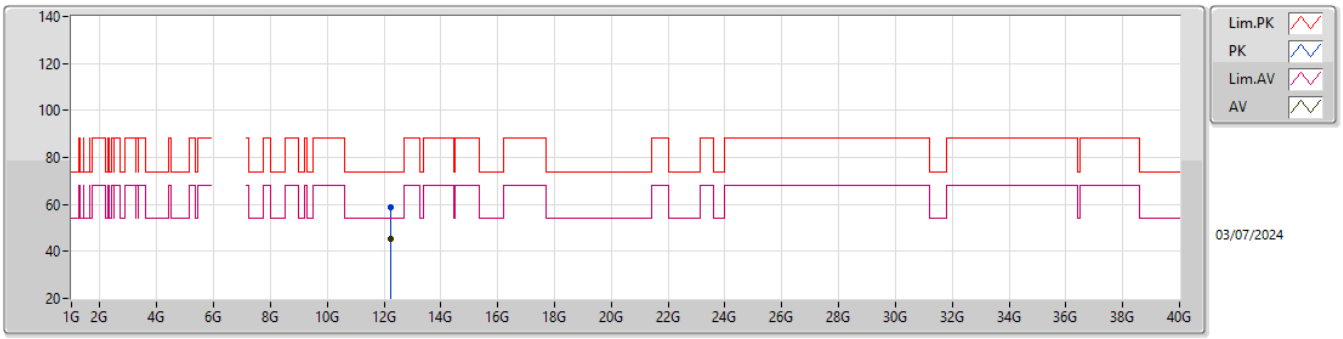

EUT X_4TX
Setting -3.5/19.25
05-R-E-2

Type	Freq	Level	Limit	Margin	Raw	Dist	Condition	Azimuth	Height	Comment	AF	CL	PA
	(Hz)	(dBuV/m)	(dBuV/m)	(dB)	(dBuV)	(m)		(°)	(m)		(dB)	(dB)	(dB)
PK	12.21936G	58.69	74.00	-15.31	41.66	3	Vertical	244	1.07	-	39.10	11.15	33.22
AV	12.22476G	45.37	54.00	-8.63	28.33	3	Vertical	244	1.07	-	39.10	11.15	33.21

5.925-6.425GHz_802.11be EHT320_Nss1,(MCS0),3xRU996 MRU 4_4TX

6105MHz_TX

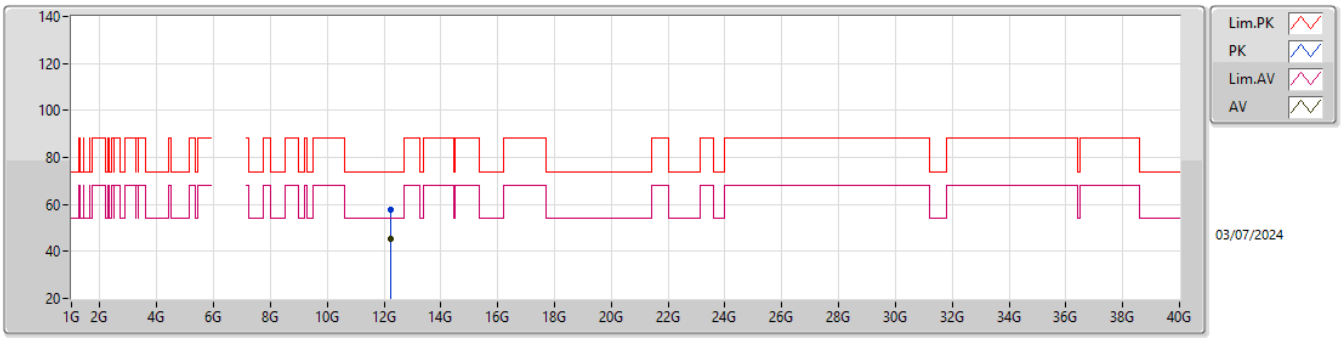

EUT X_4TX
Setting -3.5/19.25
05-R-E-2

Type	Freq	Level	Limit	Margin	Raw	Dist	Condition	Azimuth	Height	Comment	AF	CL	PA
	(Hz)	(dBuV/m)	(dBuV/m)	(dB)	(dBuV)	(m)		(°)	(m)		(dB)	(dB)	(dB)
PK	12.22398G	57.91	74.00	-16.09	40.87	3	Horizontal	163	2.63	-	39.10	11.15	33.21
AV	12.2187G	45.27	54.00	-8.73	28.24	3	Horizontal	163	2.63	-	39.10	11.15	33.22

5.925-6.425GHz_802.11be EHT320_Nss1,(MCS0),3xRU996 MRU 4_4TX

6105MHz_TX

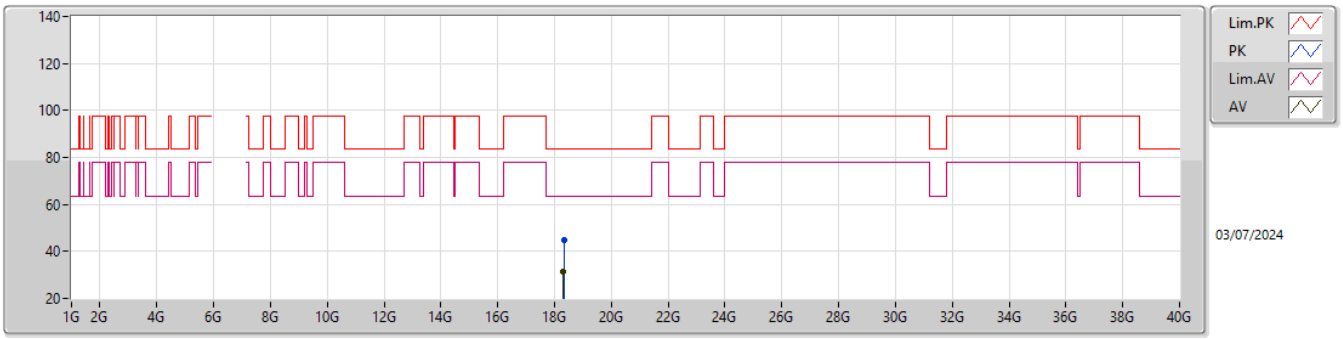

EUT X_4TX
Setting -3.5/19.25
05-R-E-2

Type	Freq	Level	Limit	Margin	Raw	Dist	Condition	Azimuth	Height	Comment	AF	CL	PA
	(Hz)	(dBuV/m)	(dBuV/m)	(dB)	(dBuV)	(m)		(°)	(m)		(dB)	(dB)	(dB)
PK	18.32643G	44.63	83.54	-38.91	41.45	1	Vertical	251	2.11	-	37.50	15.28	49.60
AV	18.31374G	31.27	63.54	-32.27	28.08	1	Vertical	251	2.11	-	37.50	15.28	49.59

5.925-6.425GHz_802.11be EHT320_Nss1,(MCS0),3xRU996 MRU 4_4TX

6105MHz_TX

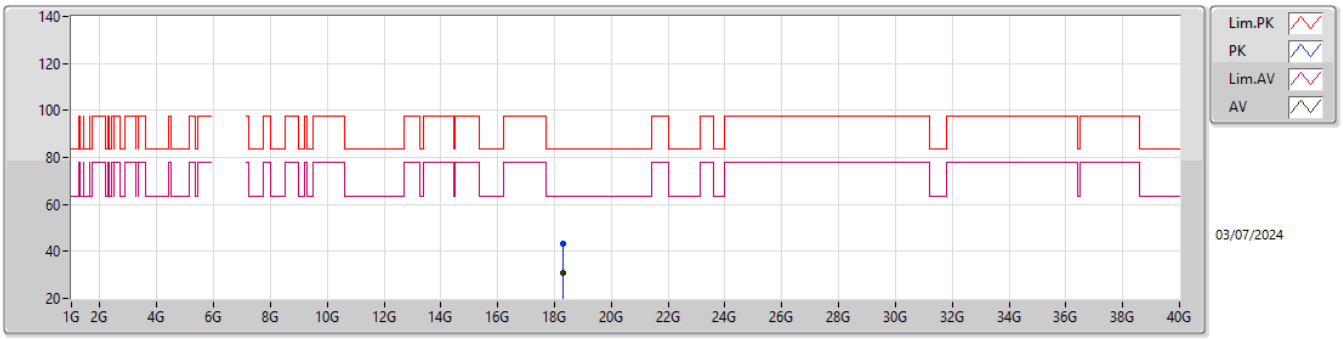

EUT X_4TX
Setting -3.5/19.25
05-R-E-2

Type	Freq	Level	Limit	Margin	Raw	Dist	Condition	Azimuth	Height	Comment	AF	CL	PA
	(Hz)	(dBuV/m)	(dBuV/m)	(dB)	(dBuV)	(m)		(°)	(m)		(dB)	(dB)	(dB)
PK	18.30375G	43.43	83.54	-40.11	40.24	1	Horizontal	162	1.41	-	37.50	15.28	49.59
AV	18.30078G	30.92	63.54	-32.62	27.72	1	Horizontal	162	1.41	-	37.50	15.28	49.58

5.925-6.425GHz_802.11be EHT320_Nss1,(MCS0),2xRU996+RU484 MRU 5_4TX

6105MHz_TX

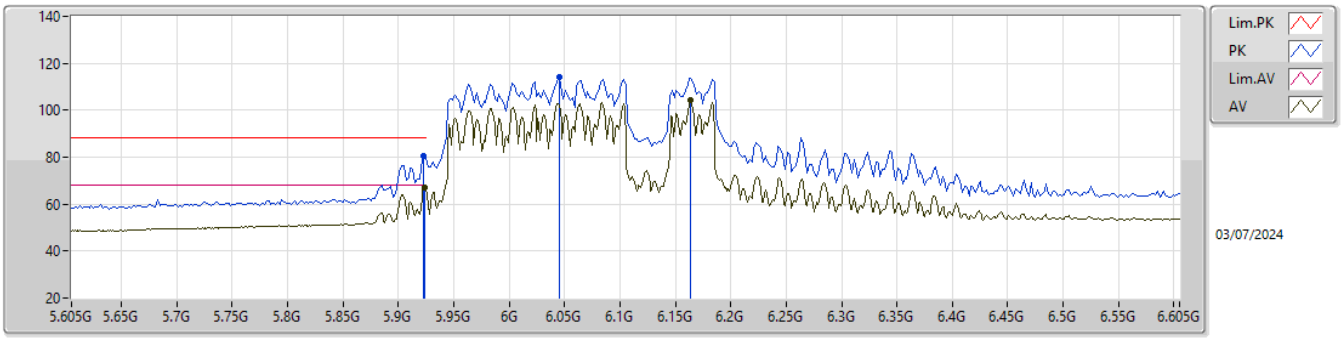

EUT X_4TX
Setting -4.5/19.25
05-R-G-5-10

Type	Freq	Level	Limit	Margin	Raw	Dist	Condition	Azimuth	Height	Comment	AF	CL	PA
	(Hz)	(dBuV/m)	(dBuV/m)	(dB)	(dBuV)	(m)		(°)	(m)		(dB)	(dB)	(dB)
PK	5.923G	80.56	88.20	-7.64	73.73	3	Vertical	3	1.80	-	34.30	8.11	35.58
RMS	5.924G	67.19	68.20	-1.01	60.36	3	Vertical	3	1.80	-	34.30	8.11	35.58
PK	6.045G	114.31	Inf	-Inf	107.37	3	Vertical	3	1.80	-	34.29	8.17	35.52
RMS	6.164G	104.07	Inf	-Inf	96.82	3	Vertical	3	1.80	-	34.33	8.21	35.29

5.925-6.425GHz_802.11be EHT320_Nss1,(MCS0),2xRU996+RU484 MRU 5_4TX

6105MHz_TX

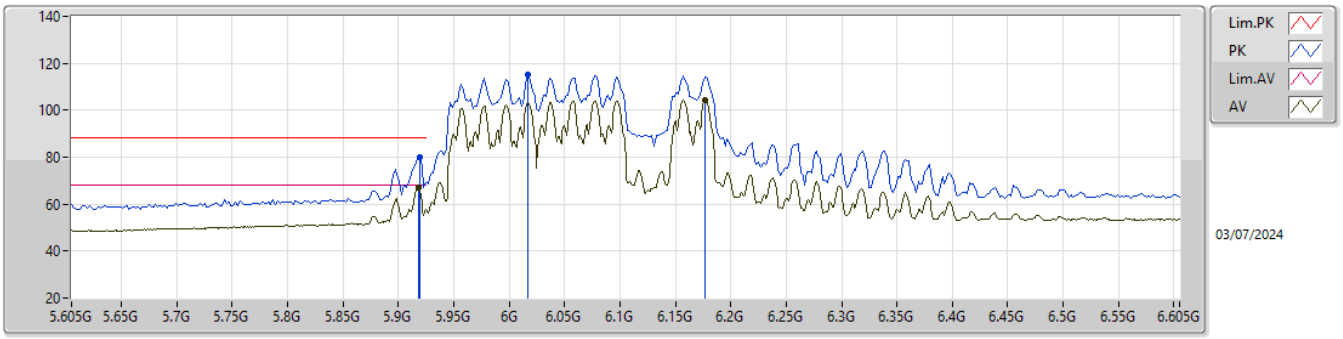

EUT X_4TX
Setting -4.5/19.25
05-R-G-5-10

Type	Freq	Level	Limit	Margin	Raw	Dist	Condition	Azimuth	Height	Comment	AF	CL	PA
	(Hz)	(dBuV/m)	(dBuV/m)	(dB)	(dBuV)	(m)		(°)	(m)		(dB)	(dB)	(dB)
PK	5.919G	79.81	88.20	-8.39	72.98	3	Horizontal	357	1.80	-	34.30	8.11	35.58
RMS	5.918G	67.03	68.20	-1.17	60.20	3	Horizontal	357	1.80	-	34.30	8.11	35.58
PK	6.017G	115.14	Inf	-Inf	108.32	3	Horizontal	357	1.80	-	34.23	8.17	35.58
RMS	6.177G	104.37	Inf	-Inf	97.07	3	Horizontal	357	1.80	-	34.35	8.21	35.26

5.925-6.425GHz_802.11be EHT320_Nss1,(MCS0),2xRU996+RU484 MRU 5_4TX

6105MHz_TX

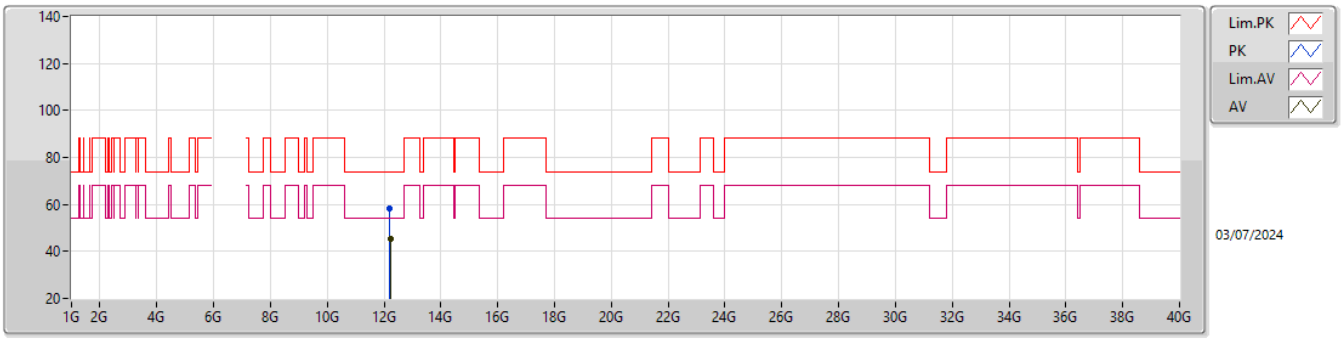

EUT X_4TX
Setting -4.5/19.25
05-R-E-2

Type	Freq	Level	Limit	Margin	Raw	Dist	Condition	Azimuth	Height	Comment	AF	CL	PA
	(Hz)	(dBuV/m)	(dBuV/m)	(dB)	(dBuV)	(m)		(°)	(m)		(dB)	(dB)	(dB)
PK	12.21144G	58.16	74.00	-15.84	41.15	3	Vertical	177	1.44	-	39.10	11.14	33.23
AV	12.22002G	45.18	54.00	-8.82	28.15	3	Vertical	177	1.44	-	39.10	11.15	33.22

5.925-6.425GHz_802.11be EHT320_Nss1,(MCS0),2xRU996+RU484 MRU 5_4TX

6105MHz_TX

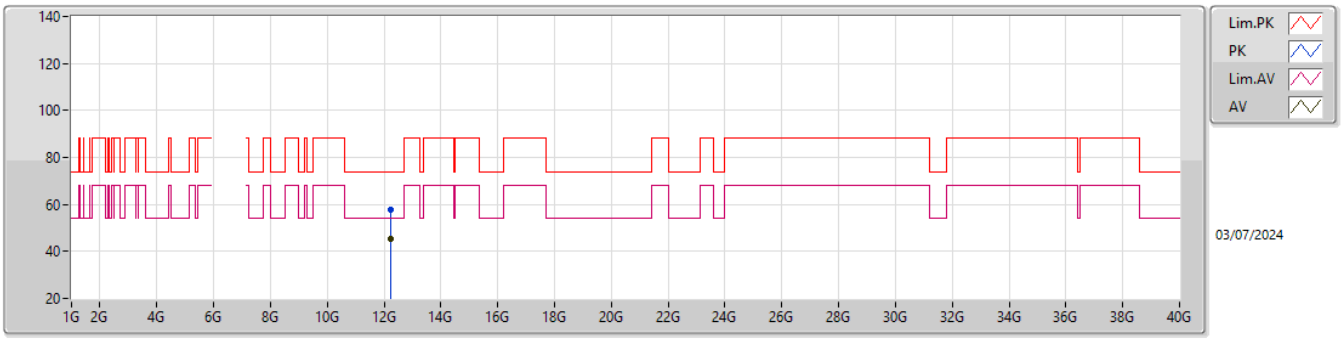

EUT X_4TX
Setting -4.5/19.25
05-R-E-2

Type	Freq	Level	Limit	Margin	Raw	Dist	Condition	Azimuth	Height	Comment	AF	CL	PA
	(Hz)	(dBuV/m)	(dBuV/m)	(dB)	(dBuV)	(m)		(°)	(m)		(dB)	(dB)	(dB)
PK	12.21672G	57.62	74.00	-16.38	40.60	3	Horizontal	6	2.96	-	39.10	11.14	33.22
AV	12.21864G	45.28	54.00	-8.72	28.25	3	Horizontal	6	2.96	-	39.10	11.15	33.22

5.925-6.425GHz_802.11be EHT320_Nss1,(MCS0),2xRU996+RU484 MRU 5_4TX

6105MHz_TX

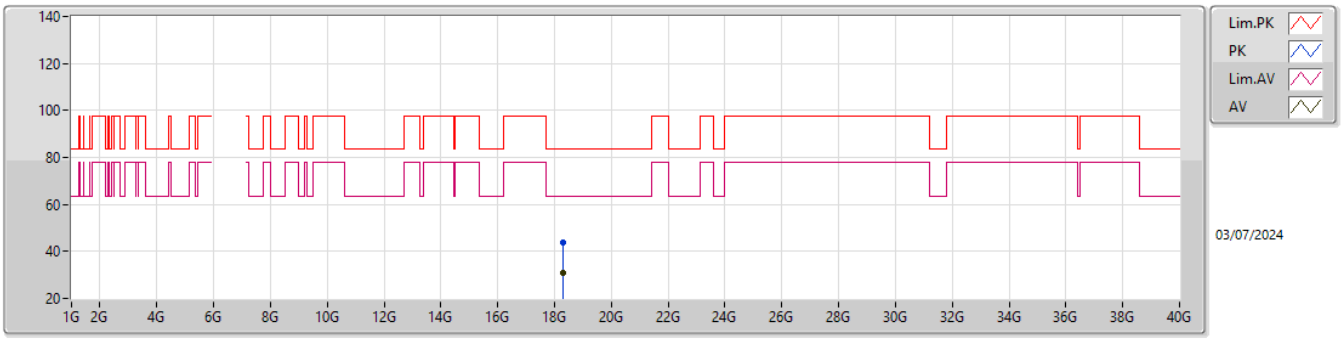

EUT X_4TX
Setting -4.5/19.25
05-R-E-2

Type	Freq	Level	Limit	Margin	Raw	Dist	Condition	Azimuth	Height	Comment	AF	CL	PA
	(Hz)	(dBuV/m)	(dBuV/m)	(dB)	(dBuV)	(m)		(°)	(m)		(dB)	(dB)	(dB)
PK	18.3159G	43.75	83.54	-39.79	40.56	1	Vertical	322	2.16	-	37.50	15.28	49.59
AV	18.30798G	31.04	63.54	-32.50	27.85	1	Vertical	322	2.16	-	37.50	15.28	49.59

5.925-6.425GHz_802.11be EHT320_Nss1,(MCS0),2xRU996+RU484 MRU 5_4TX

6105MHz_TX

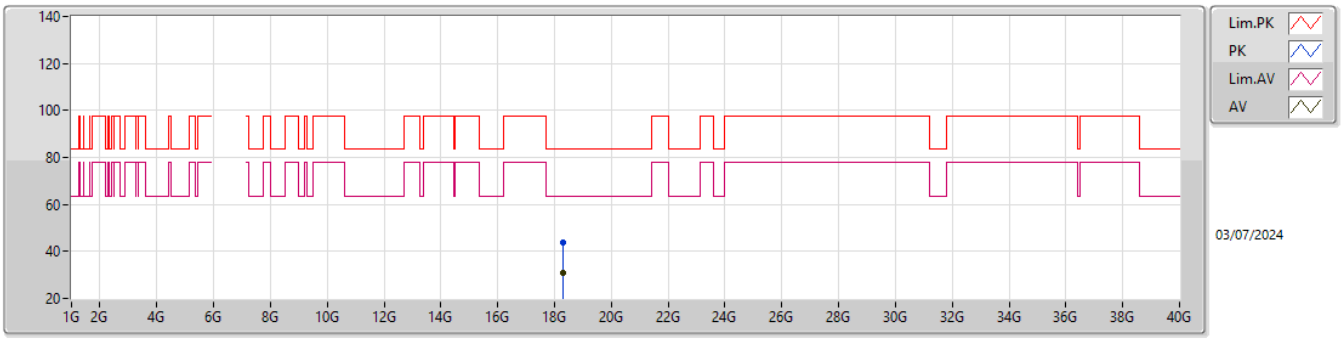

EUT X_4TX
Setting -4.5/19.25
05-R-E-2

Type	Freq	Level	Limit	Margin	Raw	Dist	Condition	Azimuth	Height	Comment	AF	CL	PA
	(Hz)	(dBuV/m)	(dBuV/m)	(dB)	(dBuV)	(m)		(°)	(m)		(dB)	(dB)	(dB)
PK	18.3009G	43.68	83.54	-39.86	40.48	1	Horizontal	191	2.98	-	37.50	15.28	49.58
AV	18.30096G	30.91	63.54	-32.63	27.71	1	Horizontal	191	2.98	-	37.50	15.28	49.58

5.925-6.425GHz_802.11be EHT320_Nss1,(MCS0),2xRU996 MRU 1_4TX

6105MHz_TX

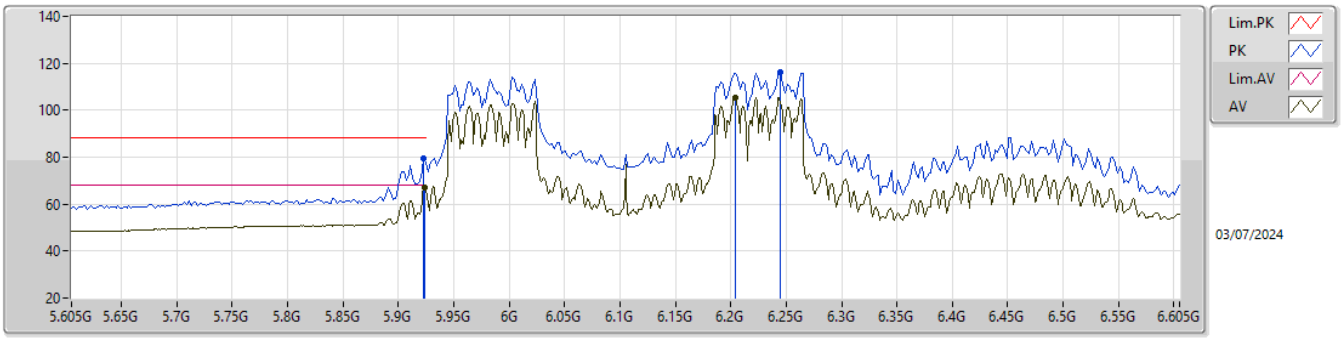

EUT X_4TX
Setting -5.5/19.25
05-R-G-5-10

Type	Freq	Level	Limit	Margin	Raw	Dist	Condition	Azimuth	Height	Comment	AF	CL	PA
	(Hz)	(dBuV/m)	(dBuV/m)	(dB)	(dBuV)	(m)		(°)	(m)		(dB)	(dB)	(dB)
PK	5.923G	79.42	88.20	-8.78	72.59	3	Vertical	360	1.80	-	34.30	8.11	35.58
RMS	5.924G	67.04	68.20	-1.16	60.21	3	Vertical	360	1.80	-	34.30	8.11	35.58
PK	6.245G	115.97	Inf	-Inf	108.35	3	Vertical	360	1.80	-	34.49	8.26	35.13
RMS	6.204G	105.53	Inf	-Inf	98.11	3	Vertical	360	1.80	-	34.41	8.22	35.21

5.925-6.425GHz_802.11be EHT320_Nss1,(MCS0),2xRU996 MRU 1_4TX

6105MHz_TX

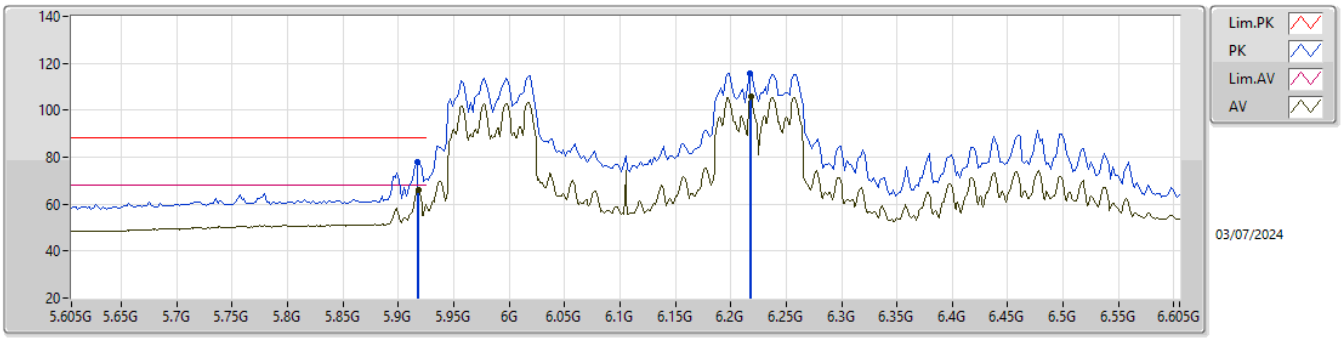

EUT X_4TX
Setting -5.5/19.25
05-R-G-5-10

Type	Freq	Level	Limit	Margin	Raw	Dist	Condition	Azimuth	Height	Comment	AF	CL	PA
	(Hz)	(dBuV/m)	(dBuV/m)	(dB)	(dBuV)	(m)		(°)	(m)		(dB)	(dB)	(dB)
PK	5.917G	78.06	88.20	-10.14	71.23	3	Horizontal	0	1.80	-	34.30	8.11	35.58
RMS	5.918G	66.03	68.20	-2.17	59.20	3	Horizontal	0	1.80	-	34.30	8.11	35.58
PK	6.217G	115.89	Inf	-Inf	108.41	3	Horizontal	0	1.80	-	34.43	8.23	35.18
RMS	6.218G	105.63	Inf	-Inf	98.14	3	Horizontal	0	1.80	-	34.44	8.23	35.18

5.925-6.425GHz_802.11be EHT320_Nss1,(MCS0),2xRU996 MRU 1_4TX

6105MHz_TX

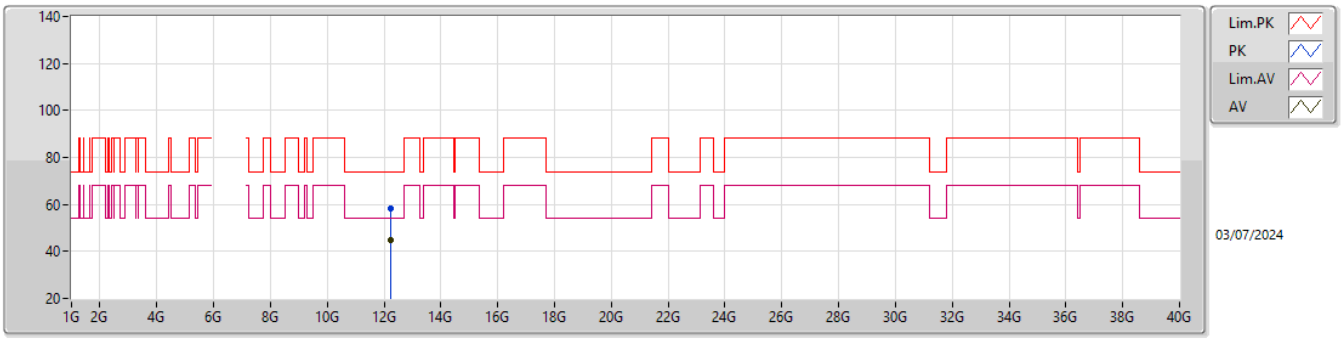

EUT X_4TX
Setting -5.5/19.25
05-R-E-2

Type	Freq	Level	Limit	Margin	Raw	Dist	Condition	Azimuth	Height	Comment	AF	CL	PA
	(Hz)	(dBuV/m)	(dBuV/m)	(dB)	(dBuV)	(m)		(°)	(m)		(dB)	(dB)	(dB)
PK	12.22278G	58.04	74.00	-15.96	41.00	3	Vertical	294	1.59	-	39.10	11.15	33.21
AV	12.21798G	44.74	54.00	-9.26	27.71	3	Vertical	294	1.59	-	39.10	11.15	33.22

5.925-6.425GHz_802.11be EHT320_Nss1,(MCS0),2xRU996 MRU 1_4TX

6105MHz_TX

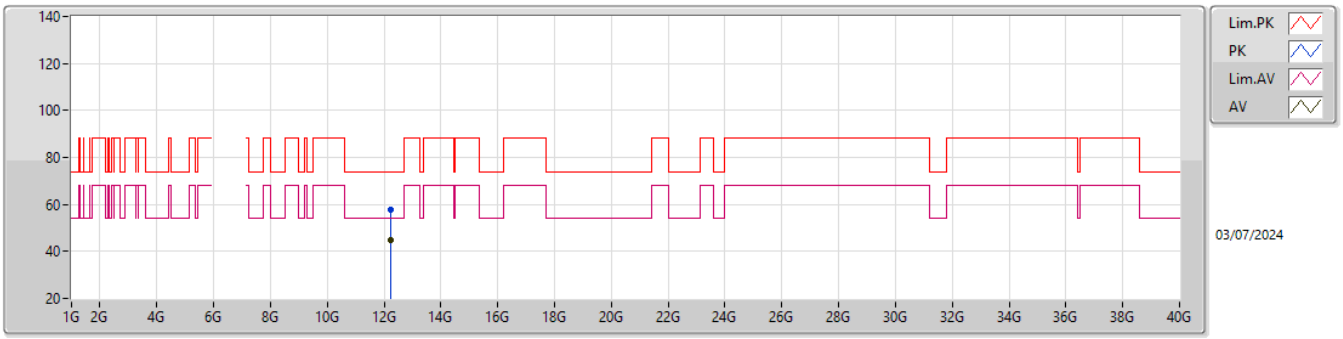

EUT X_4TX
Setting -5.5/19.25
05-R-E-2

Type	Freq	Level	Limit	Margin	Raw	Dist	Condition	Azimuth	Height	Comment	AF	CL	PA
	(Hz)	(dBuV/m)	(dBuV/m)	(dB)	(dBuV)	(m)		(°)	(m)		(dB)	(dB)	(dB)
PK	12.2184G	57.92	74.00	-16.08	40.89	3	Horizontal	280	1.79	-	39.10	11.15	33.22
AV	12.21828G	44.64	54.00	-9.36	27.61	3	Horizontal	280	1.79	-	39.10	11.15	33.22

5.925-6.425GHz_802.11be EHT320_Nss1,(MCS0),2xRU996 MRU 1_4TX

6105MHz_TX

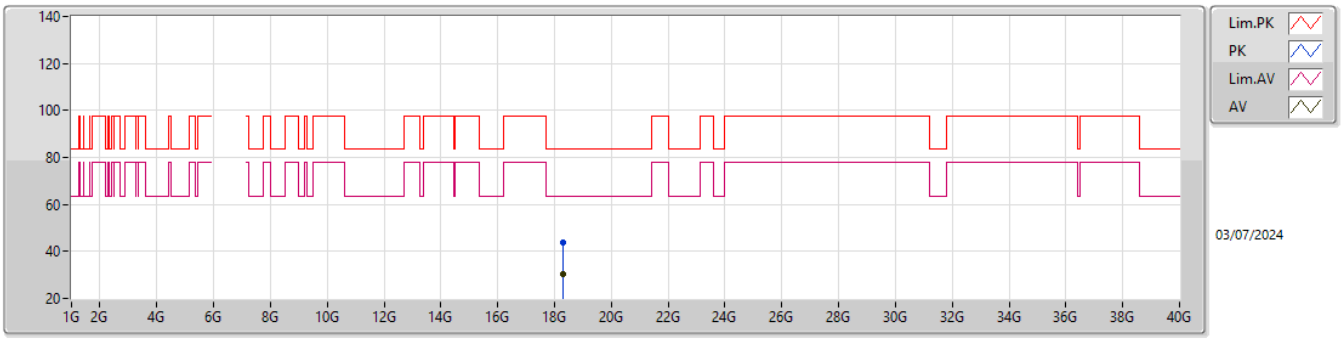

EUT X_4TX
Setting -5.5/19.25
05-R-E-2

Type	Freq	Level	Limit	Margin	Raw	Dist	Condition	Azimuth	Height	Comment	AF	CL	PA
	(Hz)	(dBuV/m)	(dBuV/m)	(dB)	(dBuV)	(m)		(°)	(m)		(dB)	(dB)	(dB)
PK	18.31722G	43.75	83.54	-39.79	40.56	1	Vertical	51	2.69	-	37.50	15.28	49.59
AV	18.31266G	30.52	63.54	-33.02	27.33	1	Vertical	51	2.69	-	37.50	15.28	49.59

5.925-6.425GHz_802.11be EHT320_Nss1,(MCS0),2xRU996 MRU 1_4TX

6105MHz_TX

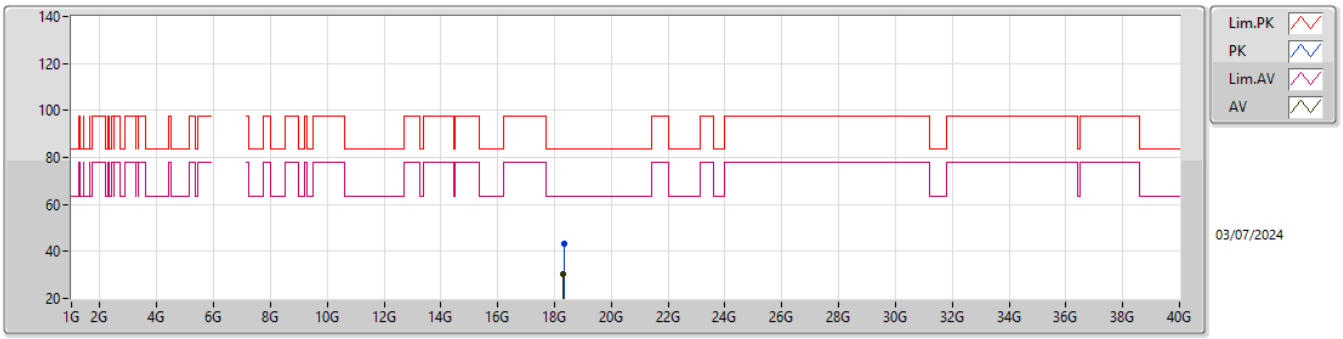

EUT X_4TX
Setting -5.5/19.25
05-R-E-2

Type	Freq	Level	Limit	Margin	Raw	Dist	Condition	Azimuth	Height	Comment	AF	CL	PA
	(Hz)	(dBuV/m)	(dBuV/m)	(dB)	(dBuV)	(m)		(°)	(m)		(dB)	(dB)	(dB)
PK	18.32835G	43.53	83.54	-40.01	40.35	1	Horizontal	211	1.88	-	37.50	15.28	49.60
AV	18.31824G	30.41	63.54	-33.13	27.22	1	Horizontal	211	1.88	-	37.50	15.28	49.59

6.525-6.875GHz_802.11be EHT320_Nss1,(MCS0),2xRU996+RU484 MRU 8_4TX

6905MHz Straddle 6.525-6.875GHz_TX

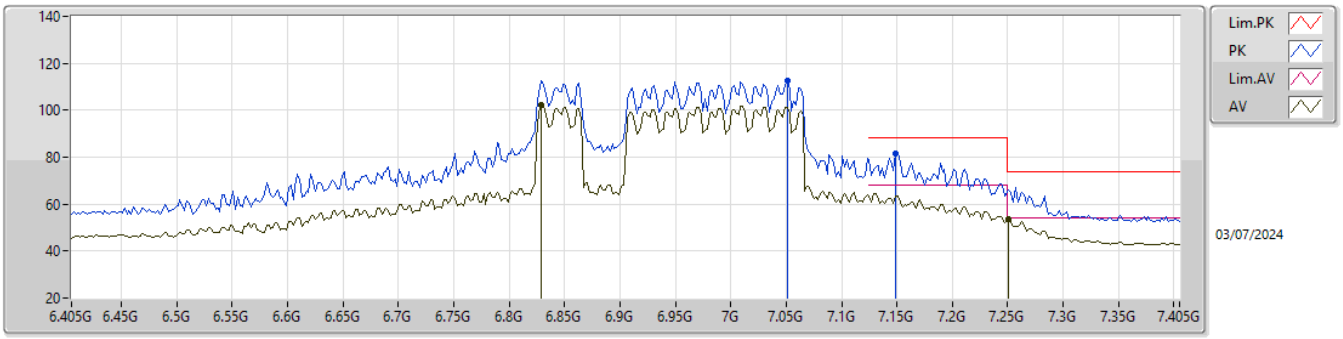

EUT X_4TX
Setting -1.75/16.5
05-R-G-5

Type	Freq	Level	Limit	Margin	Raw	Dist	Condition	Azimuth	Height	Comment	AF	CL	PA
	(Hz)	(dBuV/m)	(dBuV/m)	(dB)	(dBuV)	(m)		(°)	(m)		(dB)	(dB)	(dB)
PK	7.051G	112.73	Inf	-Inf	102.98	3	Vertical	349	1.80	-	36.40	8.60	35.25
AV	6.829G	102.23	Inf	-Inf	92.81	3	Vertical	349	1.80	-	36.04	8.48	35.10
PK	7.149G	81.62	88.20	-6.58	71.23	3	Vertical	349	1.80	-	36.89	8.57	35.07
AV	7.251G	53.87	54.00	-0.13	43.07	3	Vertical	349	1.80	-	37.10	8.58	34.88

6.525-6.875GHz_802.11be EHT320_Nss1,(MCS0),2xRU996+RU484 MRU 8_4TX

6905MHz Straddle 6.525-6.875GHz_TX

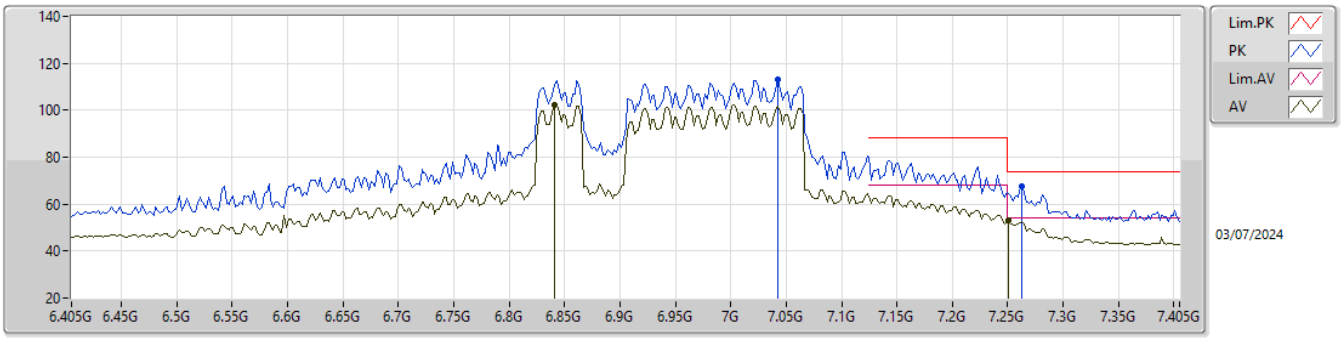

EUT X_4TX
Setting -1.75/16.5
05-R-G-5

Type	Freq	Level	Limit	Margin	Raw	Dist	Condition	Azimuth	Height	Comment	AF	CL	PA
	(Hz)	(dBuV/m)	(dBuV/m)	(dB)	(dBuV)	(m)		(°)	(m)		(dB)	(dB)	(dB)
PK	7.043G	112.87	Inf	-Inf	103.16	3	Horizontal	6	1.80	-	36.37	8.60	35.26
AV	6.841G	102.09	Inf	-Inf	92.69	3	Horizontal	6	1.80	-	36.02	8.49	35.11
PK	7.263G	67.40	74.00	-6.60	56.57	3	Horizontal	6	1.80	-	37.10	8.59	34.86
AV	7.251G	53.14	54.00	-0.86	42.34	3	Horizontal	6	1.80	-	37.10	8.58	34.88

6.525-6.875GHz_802.11be EHT320_Nss1,(MCS0),2xRU996+RU484 MRU 8_4TX

6905MHz Straddle 6.525-6.875GHz_TX

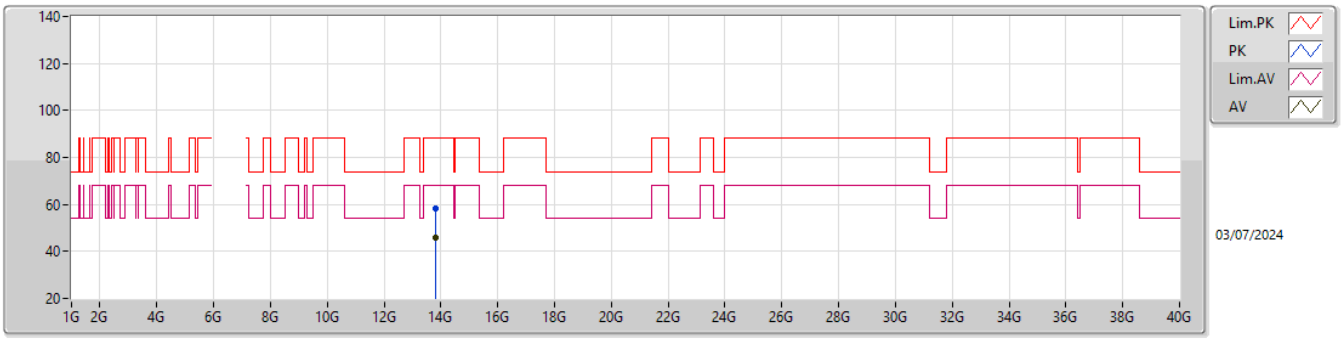

EUT X_4TX
Setting -1.75/16.5
05-R-E-2

Type	Freq	Level	Limit	Margin	Raw	Dist	Condition	Azimuth	Height	Comment	AF	CL	PA
	(Hz)	(dBuV/m)	(dBuV/m)	(dB)	(dBuV)	(m)		(°)	(m)		(dB)	(dB)	(dB)
PK	13.79908G	58.35	88.20	-29.85	39.85	3	Vertical	149	2.28	-	40.30	11.69	33.49
RMS	13.82482G	45.80	68.20	-22.40	27.29	3	Vertical	149	2.28	-	40.30	11.70	33.49

6.525-6.875GHz_802.11be EHT320_Nss1,(MCS0),2xRU996+RU484 MRU 8_4TX

6905MHz Straddle 6.525-6.875GHz_TX

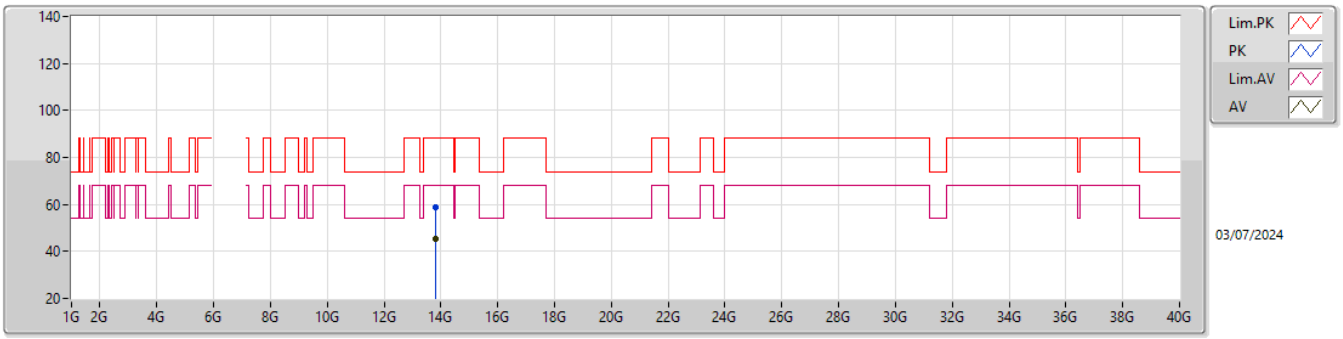

EUT X_4TX
Setting -1.75/16.5
05-R-E-2

Type	Freq	Level	Limit	Margin	Raw	Dist	Condition	Azimuth	Height	Comment	AF	CL	PA
	(Hz)	(dBuV/m)	(dBuV/m)	(dB)	(dBuV)	(m)		(°)	(m)		(dB)	(dB)	(dB)
PK	13.825G	58.99	88.20	-29.21	40.48	3	Horizontal	198	1.84	-	40.30	11.70	33.49
RMS	13.82446G	45.57	68.20	-22.63	27.06	3	Horizontal	198	1.84	-	40.30	11.70	33.49

6.525-6.875GHz_802.11be EHT320_Nss1,(MCS0),2xRU996+RU484 MRU 8_4TX

6905MHz Straddle 6.525-6.875GHz_TX

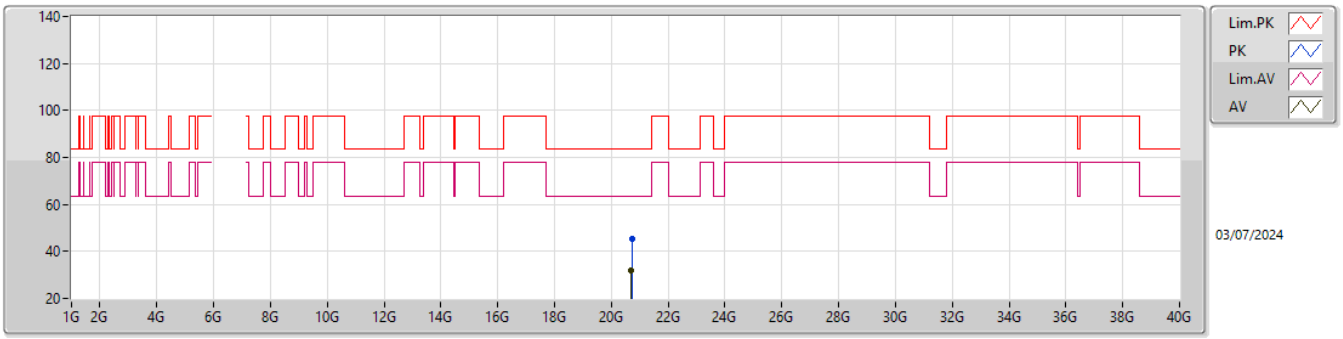

EUT X_4TX
Setting -1.75/16.5
05-R-E-2

Type	Freq	Level	Limit	Margin	Raw	Dist	Condition	Azimuth	Height	Comment	AF	CL	PA
	(Hz)	(dBuV/m)	(dBuV/m)	(dB)	(dBuV)	(m)		(°)	(m)		(dB)	(dB)	(dB)
PK	20.71938G	45.13	83.54	-38.41	40.52	1	Vertical	61	2.91	-	37.86	15.78	49.03
AV	20.70141G	32.14	63.54	-31.40	27.52	1	Vertical	61	2.91	-	37.90	15.76	49.04

6.525-6.875GHz_802.11be EHT320_Nss1,(MCS0),2xRU996+RU484 MRU 8_4TX

6905MHz Straddle 6.525-6.875GHz_TX

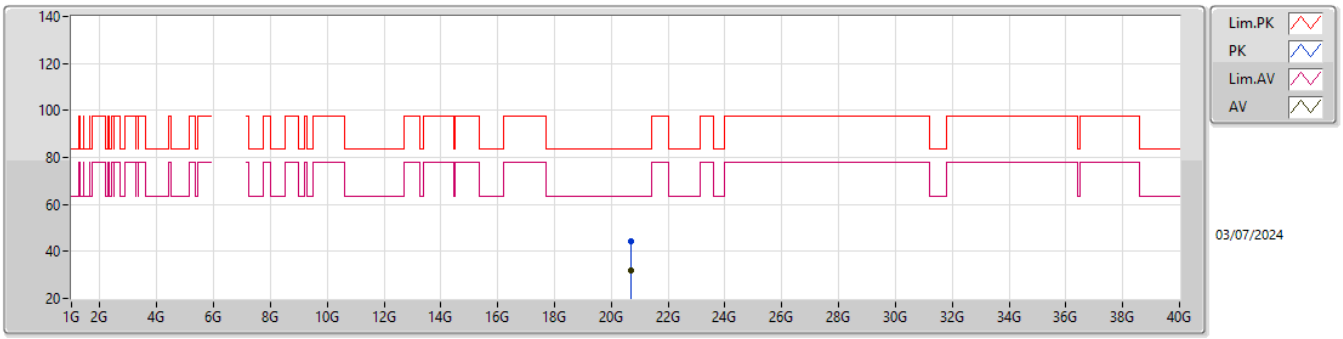

EUT X_4TX
Setting -1.75/16.5
05-R-E-2

Type	Freq	Level	Limit	Margin	Raw	Dist	Condition	Azimuth	Height	Comment	AF	CL	PA
	(Hz)	(dBuV/m)	(dBuV/m)	(dB)	(dBuV)	(m)		(°)	(m)		(dB)	(dB)	(dB)
PK	20.70522G	44.42	83.54	-39.12	39.80	1	Horizontal	241	2.88	-	37.89	15.76	49.03
AV	20.7036G	32.03	63.54	-31.51	27.41	1	Horizontal	241	2.88	-	37.89	15.76	49.03

6.525-6.875GHz_802.11be EHT320_Nss1,(MCS0),2xRU996 MRU 1_4TX

6905MHz Straddle 6.525-6.875GHz_TX

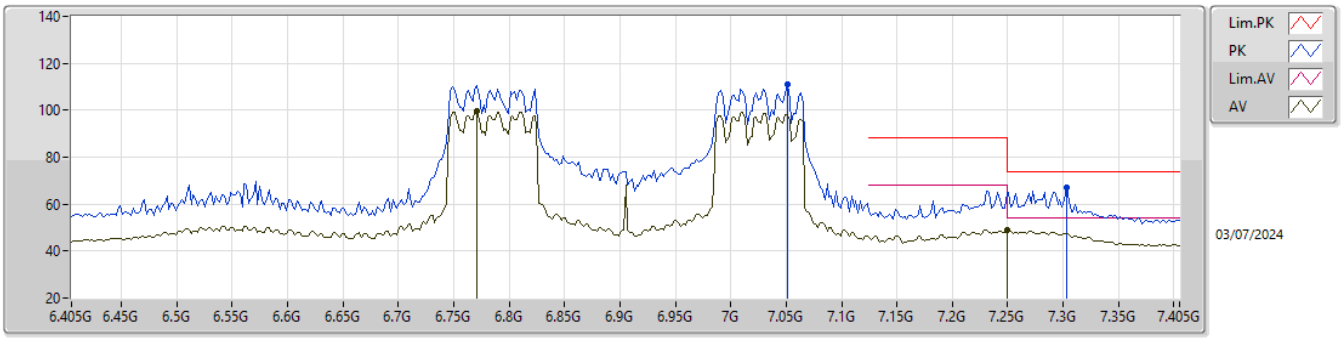

EUT X_4TX
Setting 1/12.75
05-R-G-5

Type	Freq	Level	Limit	Margin	Raw	Dist	Condition	Azimuth	Height	Comment	AF	CL	PA
	(Hz)	(dBuV/m)	(dBuV/m)	(dB)	(dBuV)	(m)		(°)	(m)		(dB)	(dB)	(dB)
PK	7.051G	111.00	Inf	-Inf	101.25	3	Vertical	348	1.80	-	36.40	8.60	35.25
AV	6.771G	99.40	Inf	-Inf	89.83	3	Vertical	348	1.80	-	36.16	8.42	35.01
PK	7.303G	67.01	74.00	-6.99	56.11	3	Vertical	348	1.80	-	37.09	8.60	34.79
AV	7.25G	49.00	54.00	-5.00	38.20	3	Vertical	348	1.80	-	37.10	8.58	34.88

6.525-6.875GHz_802.11be EHT320_Nss1,(MCS0),2xRU996 MRU 1_4TX

6905MHz Straddle 6.525-6.875GHz_TX

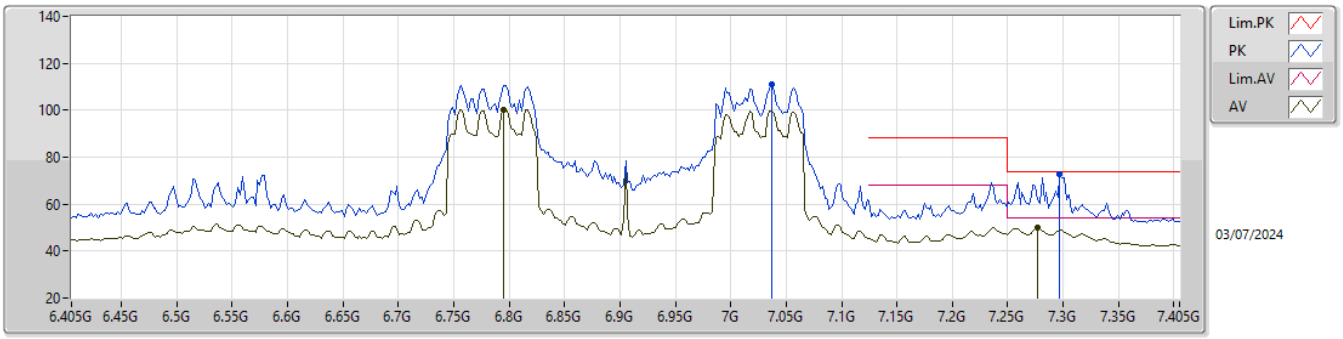

EUT X_4TX
Setting 1/12.75
05-R-G-5

Type	Freq	Level	Limit	Margin	Raw	Dist	Condition	Azimuth	Height	Comment	AF	CL	PA
	(Hz)	(dBuV/m)	(dBuV/m)	(dB)	(dBuV)	(m)		(°)	(m)		(dB)	(dB)	(dB)
PK	7.037G	111.24	Inf	-Inf	101.56	3	Horizontal	6	1.80	-	36.35	8.60	35.27
AV	6.795G	100.33	Inf	-Inf	90.82	3	Horizontal	6	1.80	-	36.11	8.45	35.05
PK	7.297G	72.85	74.00	-1.15	61.95	3	Horizontal	6	1.80	-	37.10	8.60	34.80
AV	7.277G	50.15	54.00	-3.85	39.30	3	Horizontal	6	1.80	-	37.10	8.59	34.84

6.525-6.875GHz_802.11be EHT320_Nss1,(MCS0),2xRU996 MRU 1_4TX

6905MHz Straddle 6.525-6.875GHz_TX

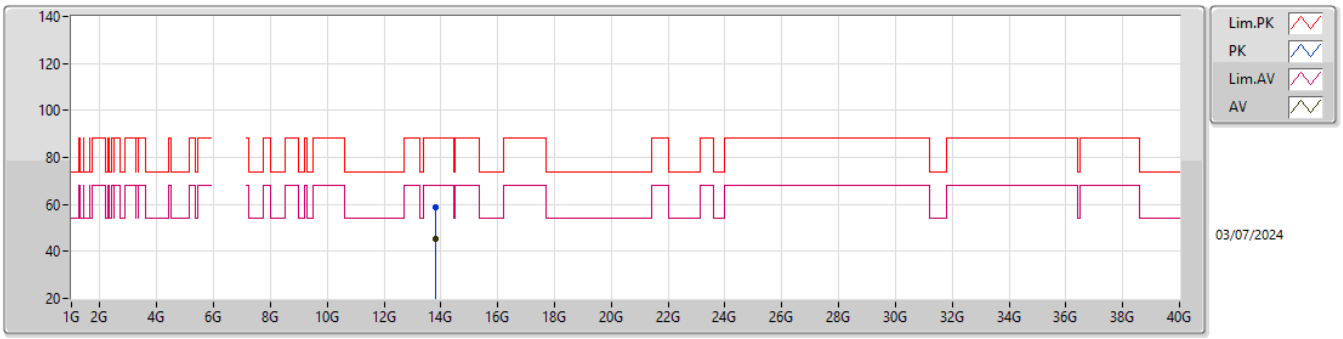

EUT X_4TX
Setting 1/12.75
05-R-E-2

Type	Freq	Level	Limit	Margin	Raw	Dist	Condition	Azimuth	Height	Comment	AF	CL	PA
	(Hz)	(dBuV/m)	(dBuV/m)	(dB)	(dBuV)	(m)		(°)	(m)		(dB)	(dB)	(dB)
PK	13.82386G	58.66	88.20	-29.54	40.15	3	Vertical	192	1.28	-	40.30	11.70	33.49
RMS	13.82464G	45.52	68.20	-22.68	27.01	3	Vertical	192	1.28	-	40.30	11.70	33.49

6.525-6.875GHz_802.11be EHT320_Nss1,(MCS0),2xRU996 MRU 1_4TX

6905MHz Straddle 6.525-6.875GHz_TX

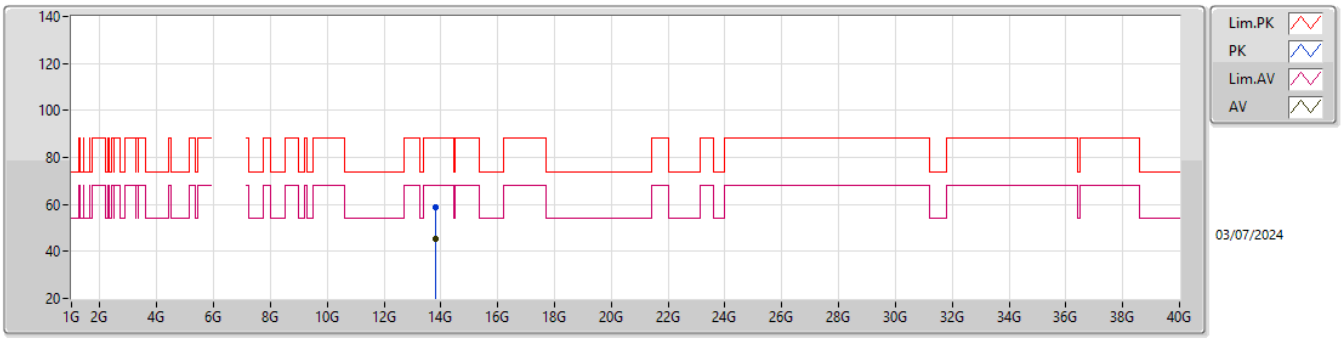

EUT X_4TX
Setting 1/12.75
05-R-E-2

Type	Freq	Level	Limit	Margin	Raw	Dist	Condition	Azimuth	Height	Comment	AF	CL	PA
	(Hz)	(dBuV/m)	(dBuV/m)	(dB)	(dBuV)	(m)		(°)	(m)		(dB)	(dB)	(dB)
PK	13.80052G	58.63	88.20	-29.57	40.13	3	Horizontal	9	2.96	-	40.30	11.69	33.49
RMS	13.825G	45.12	68.20	-23.08	26.61	3	Horizontal	9	2.96	-	40.30	11.70	33.49

6.525-6.875GHz_802.11be EHT320_Nss1,(MCS0),2xRU996 MRU 1_4TX

6905MHz Straddle 6.525-6.875GHz_TX

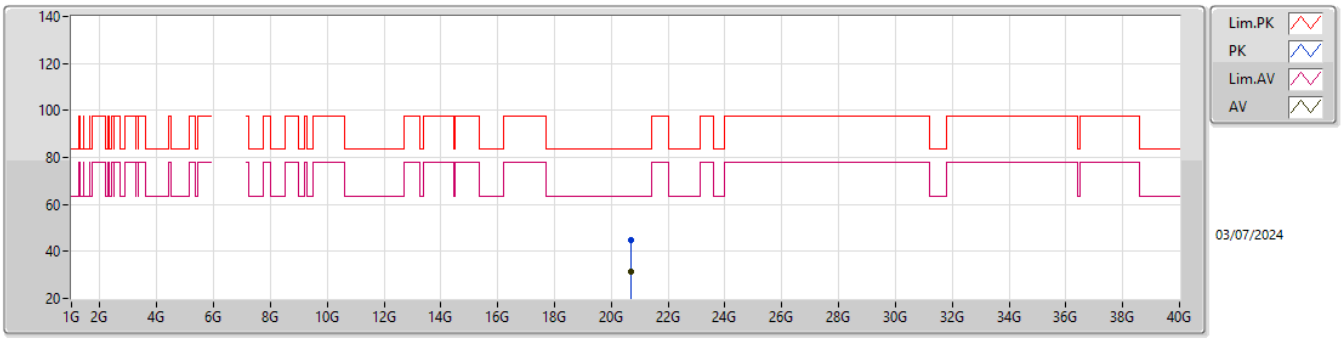

EUT X_4TX
Setting 1/12.75
05-R-E-2

Type	Freq	Level	Limit	Margin	Raw	Dist	Condition	Azimuth	Height	Comment	AF	CL	PA
	(Hz)	(dBuV/m)	(dBuV/m)	(dB)	(dBuV)	(m)		(°)	(m)		(dB)	(dB)	(dB)
PK	20.70996G	44.86	83.54	-38.68	40.24	1	Vertical	193	2.38	-	37.88	15.77	49.03
AV	20.7006G	31.39	63.54	-32.15	26.77	1	Vertical	193	2.38	-	37.90	15.76	49.04

6.525-6.875GHz_802.11be EHT320_Nss1,(MCS0),2xRU996 MRU 1_4TX

6905MHz Straddle 6.525-6.875GHz_TX

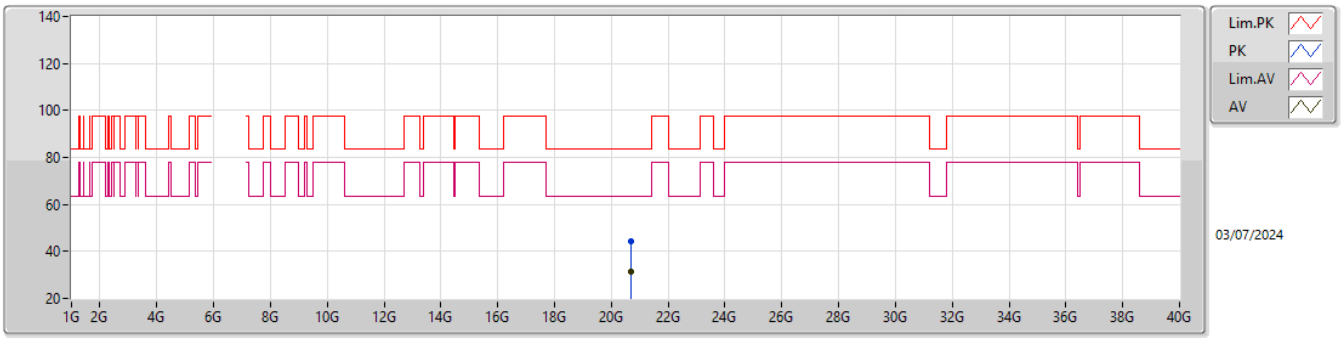

EUT X_4TX
Setting 1/12.75
05-R-E-2

Type	Freq	Level	Limit	Margin	Raw	Dist	Condition	Azimuth	Height	Comment	AF	CL	PA
	(Hz)	(dBuV/m)	(dBuV/m)	(dB)	(dBuV)	(m)		(°)	(m)		(dB)	(dB)	(dB)
PK	20.712G	44.36	83.54	-39.18	39.74	1	Horizontal	152	1.99	-	37.88	15.77	49.03
AV	20.70186G	31.62	63.54	-31.92	27.00	1	Horizontal	152	1.99	-	37.90	15.76	49.04

Test Mode: Mode 4
Summary

Mode	Result	Type	Freq (Hz)	Level (dBuV/m)	Limit (dBuV/m)	Margin (dB)	Dist (m)	Condition	Azimuth (°)	Height (m)	Comments
6.525-6.875GHz	-	-	-	-	-	-	-	-	-	-	-
802.11be EHT320_Nss1,(MCS0),3xRU996+RU484 CP 5_2TX	Pass	RMS	7.301G	53.98	54.00	-0.02	3	Horizontal	356	1.00	-

5.925-6.425GHz_802.11be EHT80_Nss1,(MCS0),RU484+RU242 CP 4_1TX

5985MHz_TX

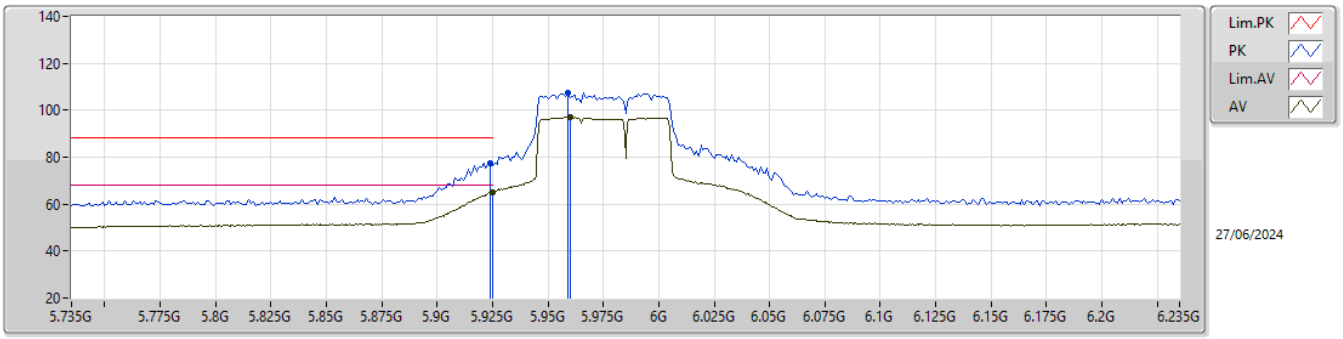

EUT Y_1TX
Setting 20
05-R-R-7-10

Type	Freq	Level	Limit	Margin	Raw	Dist	Condition	Azimuth	Height	Comment	AF	CL	PA
	(Hz)	(dBuV/m)	(dBuV/m)	(dB)	(dBuV)	(m)		(°)	(m)		(dB)	(dB)	(dB)
PK	5.924G	77.67	88.20	-10.53	71.14	3	Vertical	0	1.02	-	34.00	8.11	35.58
RMS	5.925G	64.98	68.20	-3.22	58.45	3	Vertical	0	1.02	-	34.00	8.11	35.58
PK	5.959G	107.46	Inf	-Inf	100.94	3	Vertical	0	1.02	-	33.98	8.13	35.59
RMS	5.96G	96.91	Inf	-Inf	90.39	3	Vertical	0	1.02	-	33.98	8.13	35.59

5.925-6.425GHz_802.11be EHT80_Nss1,(MCS0),RU484+RU242 CP 4_1TX

5985MHz_TX

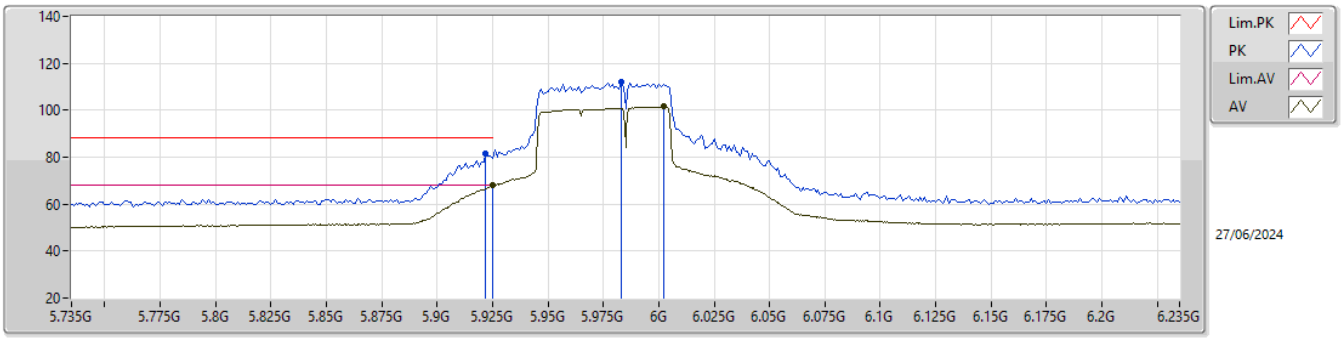

EUT Y_1TX
Setting 20
05-R-R-7-10

Type	Freq	Level	Limit	Margin	Raw	Dist	Condition	Azimuth	Height	Comment	AF	CL	PA
	(Hz)	(dBuV/m)	(dBuV/m)	(dB)	(dBuV)	(m)		(°)	(m)		(dB)	(dB)	(dB)
PK	5.922G	81.31	88.20	-6.89	74.62	3	Horizontal	350	2.75	-	34.16	8.11	35.58
RMS	5.925G	67.98	68.20	-0.22	61.30	3	Horizontal	350	2.75	-	34.15	8.11	35.58
PK	5.983G	111.88	Inf	-Inf	105.23	3	Horizontal	350	2.75	-	34.10	8.15	35.60
RMS	6.0025G	101.79	Inf	-Inf	95.13	3	Horizontal	350	2.75	-	34.11	8.16	35.61

5.925-6.425GHz_802.11be EHT80_Nss1,(MCS0),RU484+RU242 CP 4_1TX

5985MHz_TX

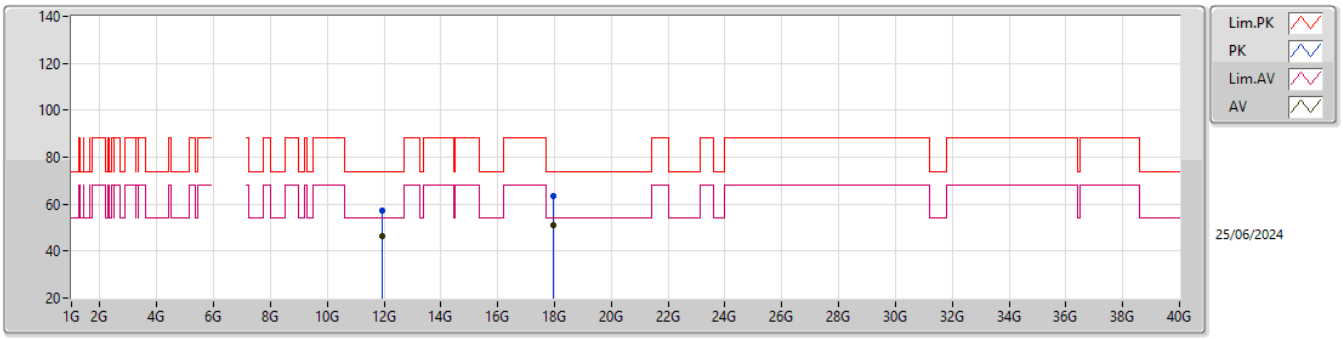

EUT Y_1TX
Setting 20
05-R-Y-1

Type	Freq	Level	Limit	Margin	Raw	Dist	Condition	Azimuth	Height	Comment	AF	CL	PA
	(Hz)	(dBuV/m)	(dBuV/m)	(dB)	(dBuV)	(m)		(°)	(m)		(dB)	(dB)	(dB)
PK	11.926G	57.43	74.00	-16.57	41.12	3	Vertical	60	1.59	-	38.65	11.04	33.38
AV	11.922G	46.63	54.00	-7.37	30.33	3	Vertical	60	1.59	-	38.64	11.04	33.38
PK	17.95032G	63.19	74.00	-10.81	41.24	3	Vertical	164	2.68	-	42.20	13.34	33.59
AV	17.96172G	51.17	54.00	-2.83	29.16	3	Vertical	164	2.68	-	42.27	13.34	33.60

5.925-6.425GHz_802.11be EHT80_Nss1,(MCS0),RU484+RU242 CP 4_1TX

5985MHz_TX

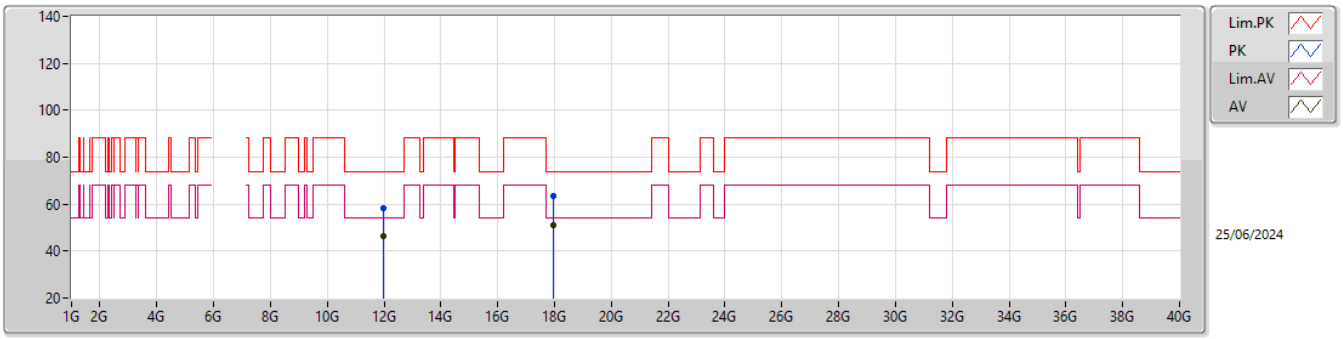

EUT Y_1TX
Setting 20
05-R-Y-1

Type	Freq	Level	Limit	Margin	Raw	Dist	Condition	Azimuth	Height	Comment	AF	CL	PA
	(Hz)	(dBuV/m)	(dBuV/m)	(dB)	(dBuV)	(m)		(°)	(m)		(dB)	(dB)	(dB)
PK	11.97528G	58.46	74.00	-15.54	42.08	3	Horizontal	32	2.41	-	38.75	11.06	33.43
AV	11.97996G	46.42	54.00	-7.58	30.03	3	Horizontal	32	2.41	-	38.76	11.06	33.43
PK	17.96238G	63.25	74.00	-10.75	41.24	3	Horizontal	168	2.76	-	42.27	13.34	33.60
AV	17.96916G	51.16	54.00	-2.84	29.11	3	Horizontal	168	2.76	-	42.31	13.35	33.61

5.925-6.425GHz_802.11be EHT80_Nss1,(MCS0),RU484+RU242 CP 4_1TX

5985MHz_TX

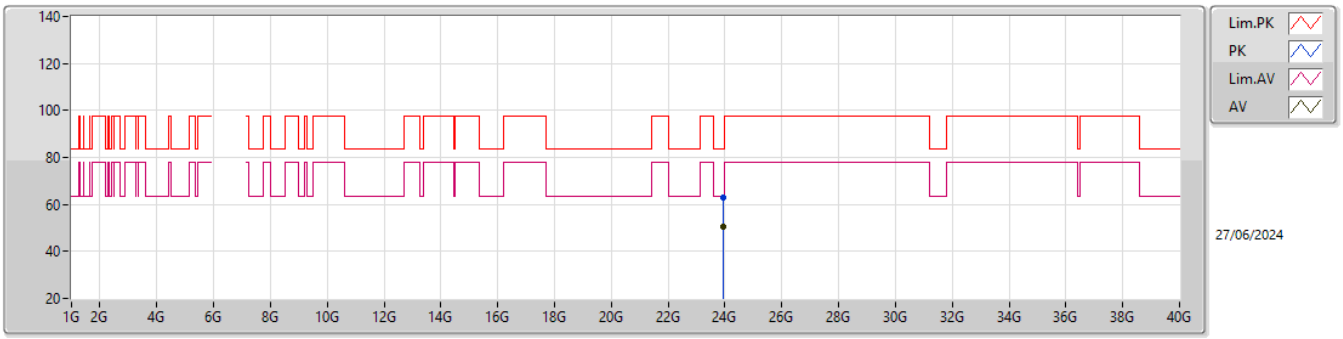

EUT Y_1TX
Setting 20
05-R-Y-1

Type	Freq	Level	Limit	Margin	Raw	Dist	Condition	Azimuth	Height	Comment	AF	CL	PA
	(Hz)	(dBuV/m)	(dBuV/m)	(dB)	(dBuV)	(m)		(°)	(m)		(dB)	(dB)	(dB)
PK	23.9313G	62.82	83.54	-20.72	53.70	1	Vertical	204	1.77	-	38.86	17.38	47.12
AV	23.94276G	50.47	63.54	-13.07	41.32	1	Vertical	204	1.77	-	38.89	17.38	47.12

5.925-6.425GHz_802.11be EHT80_Nss1,(MCS0),RU484+RU242 CP 4_1TX

5985MHz_TX

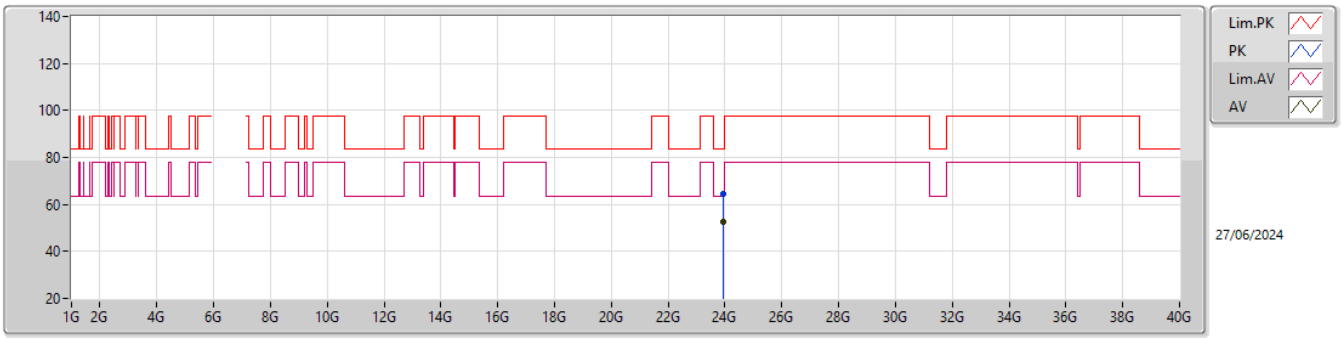

EUT Y_1TX
Setting 20
05-R-Y-1

Type	Freq	Level	Limit	Margin	Raw	Dist	Condition	Azimuth	Height	Comment	AF	CL	PA
	(Hz)	(dBuV/m)	(dBuV/m)	(dB)	(dBuV)	(m)		(°)	(m)		(dB)	(dB)	(dB)
PK	23.92737G	64.72	83.54	-18.82	55.62	1	Horizontal	161	1.23	-	38.85	17.38	47.13
AV	23.9256G	52.53	63.54	-11.01	43.43	1	Horizontal	161	1.23	-	38.85	17.38	47.13

6.875-7.125GHz_802.11be EHT80_Nss1,(MCS0),RU484+RU242 CP 2_1TX

7025MHz_TX

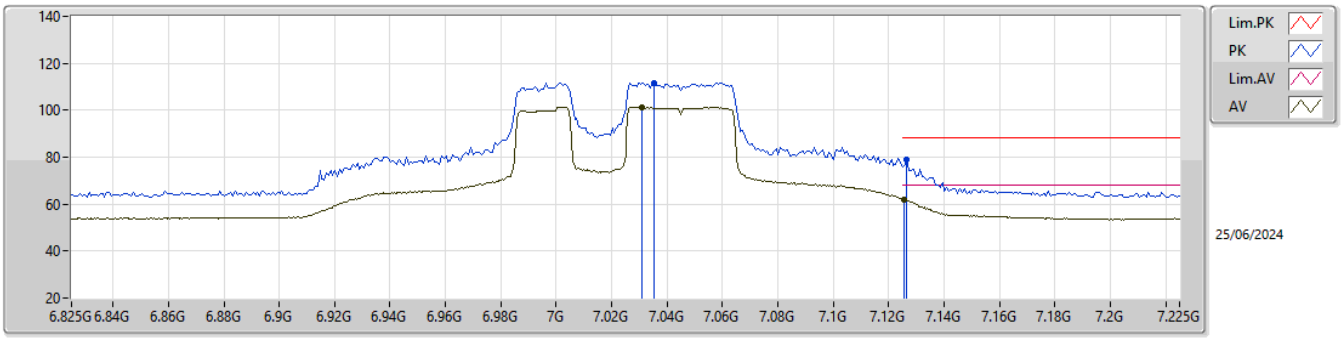

EUT Y_1TX
Setting 20
05-R-R-7-10

Type	Freq	Level	Limit	Margin	Raw	Dist	Condition	Azimuth	Height	Comment	AF	CL	PA
	(Hz)	(dBuV/m)	(dBuV/m)	(dB)	(dBuV)	(m)		(°)	(m)		(dB)	(dB)	(dB)
PK	7.0354G	111.79	Inf	-Inf	102.56	3	Vertical	352	1.00	-	35.91	8.60	35.28
RMS	7.031G	101.26	Inf	-Inf	92.05	3	Vertical	352	1.00	-	35.89	8.60	35.28
PK	7.1266G	79.18	88.20	-9.02	69.30	3	Vertical	352	1.00	-	36.41	8.58	35.11
RMS	7.1254G	62.13	68.20	-6.07	52.26	3	Vertical	352	1.00	-	36.40	8.58	35.11

6.875-7.125GHz_802.11be EHT80_Nss1,(MCS0),RU484+RU242 CP 2_1TX

7025MHz_TX

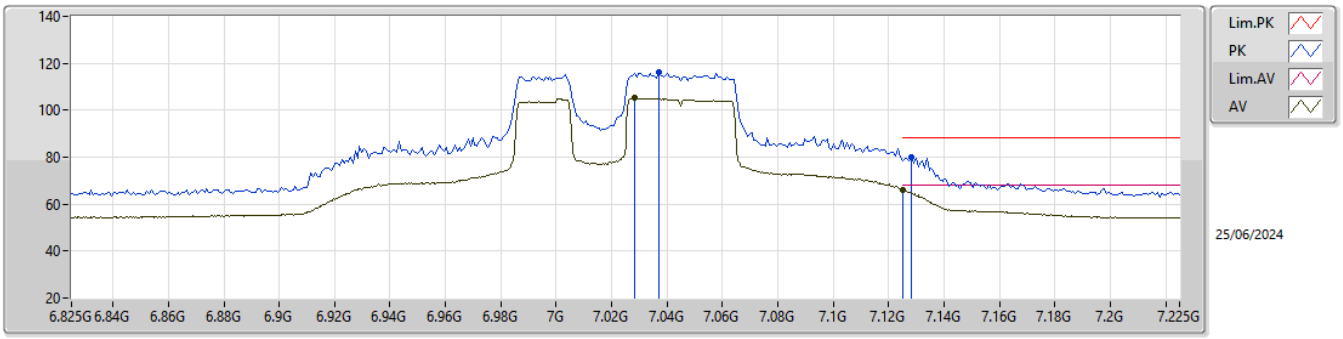

EUT Y_1TX
Setting 20
05-R-R-7-10

Type	Freq	Level	Limit	Margin	Raw	Dist	Condition	Azimuth	Height	Comment	AF	CL	PA
	(Hz)	(dBuV/m)	(dBuV/m)	(dB)	(dBuV)	(m)		(°)	(m)		(dB)	(dB)	(dB)
PK	7.037G	116.13	Inf	-Inf	106.75	3	Horizontal	360	1.00	-	36.05	8.60	35.27
RMS	7.0282G	105.11	Inf	-Inf	95.79	3	Horizontal	360	1.00	-	36.01	8.60	35.29
PK	7.1282G	79.77	88.20	-8.43	69.63	3	Horizontal	360	1.00	-	36.67	8.58	35.11
RMS	7.125G	66.25	68.20	-1.95	56.13	3	Horizontal	360	1.00	-	36.65	8.58	35.11

6.875-7.125GHz_802.11be EHT80_Nss1,(MCS0),RU484+RU242 CP 2_1TX

7025MHz_TX

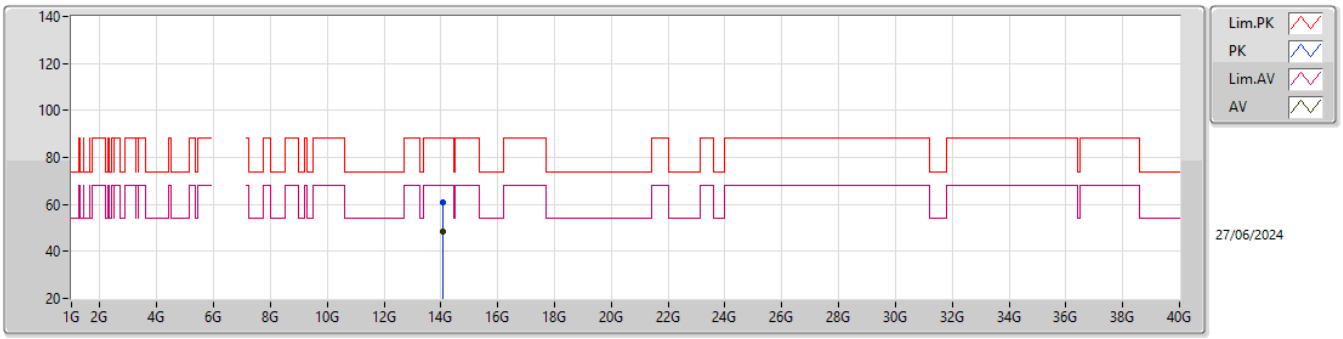

EUT Y_1TX
Setting 20
05-R-Y-1

Type	Freq	Level	Limit	Margin	Raw	Dist	Condition	Azimuth	Height	Comment	AF	CL	PA
	(Hz)	(dBuV/m)	(dBuV/m)	(dB)	(dBuV)	(m)		(°)	(m)		(dB)	(dB)	(dB)
PK	14.06326G	60.64	88.20	-27.56	41.86	3	Vertical	335	2.60	-	40.56	11.78	33.56
RMS	14.06164G	48.42	68.20	-19.78	29.64	3	Vertical	335	2.60	-	40.56	11.78	33.56

6.875-7.125GHz_802.11be EHT80_Nss1,(MCS0),RU484+RU242 CP 2_1TX

7025MHz_TX

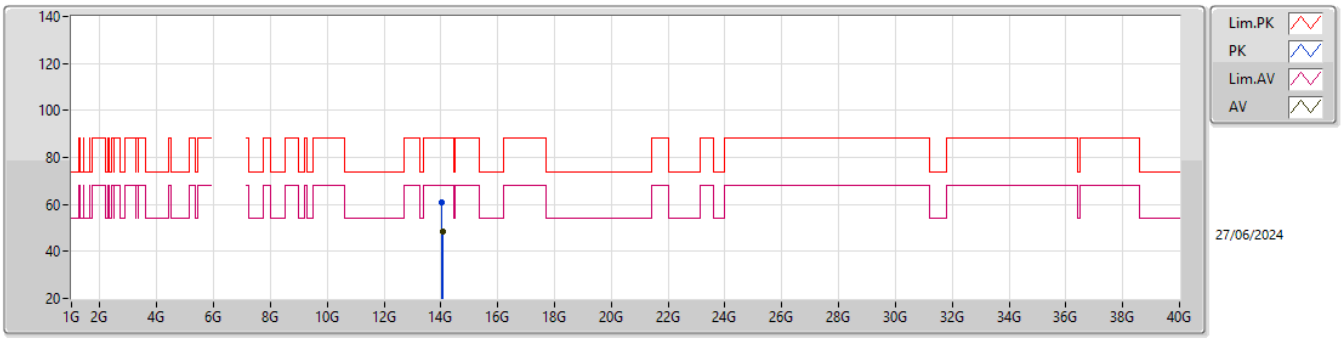

EUT Y_1TX
Setting 20
05-R-Y-1

Type	Freq	Level	Limit	Margin	Raw	Dist	Condition	Azimuth	Height	Comment	AF	CL	PA
	(Hz)	(dBuV/m)	(dBuV/m)	(dB)	(dBuV)	(m)		(°)	(m)		(dB)	(dB)	(dB)
PK	14.044G	60.93	88.20	-27.27	42.18	3	Horizontal	5	1.41	-	40.54	11.77	33.56
RMS	14.06458G	48.50	68.20	-19.70	29.72	3	Horizontal	5	1.41	-	40.56	11.78	33.56

6.875-7.125GHz_802.11be EHT80_Nss1,(MCS0),RU484+RU242 CP 2_1TX

7025MHz_TX

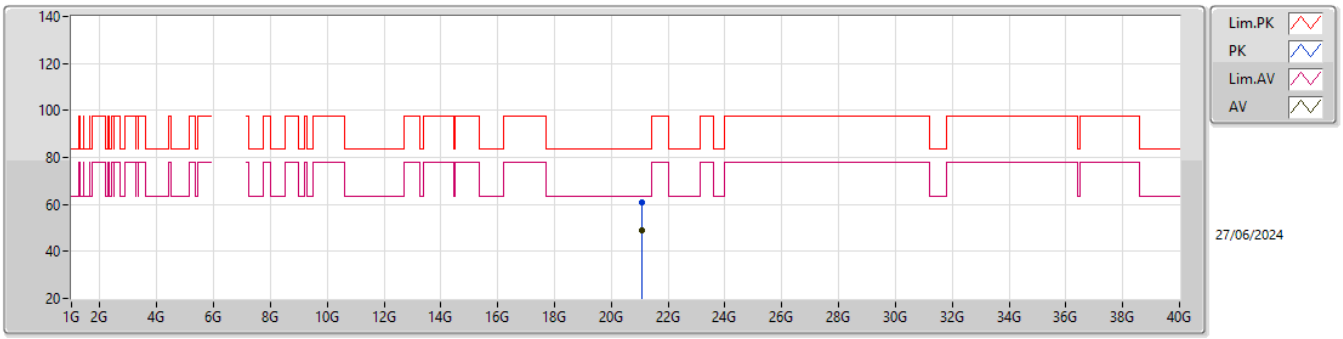

EUT Y_1TX
Setting 20
05-R-Y-1

Type	Freq	Level	Limit	Margin	Raw	Dist	Condition	Azimuth	Height	Comment	AF	CL	PA
	(Hz)	(dBuV/m)	(dBuV/m)	(dB)	(dBuV)	(m)		(°)	(m)		(dB)	(dB)	(dB)
PK	21.07515G	61.06	83.54	-22.48	55.62	1	Vertical	120	2.17	-	38.25	16.06	48.87
AV	21.06099G	49.00	63.54	-14.54	43.49	1	Vertical	120	2.17	-	38.33	16.05	48.87

6.875-7.125GHz_802.11be EHT80_Nss1,(MCS0),RU484+RU242 CP 2_1TX

7025MHz_TX

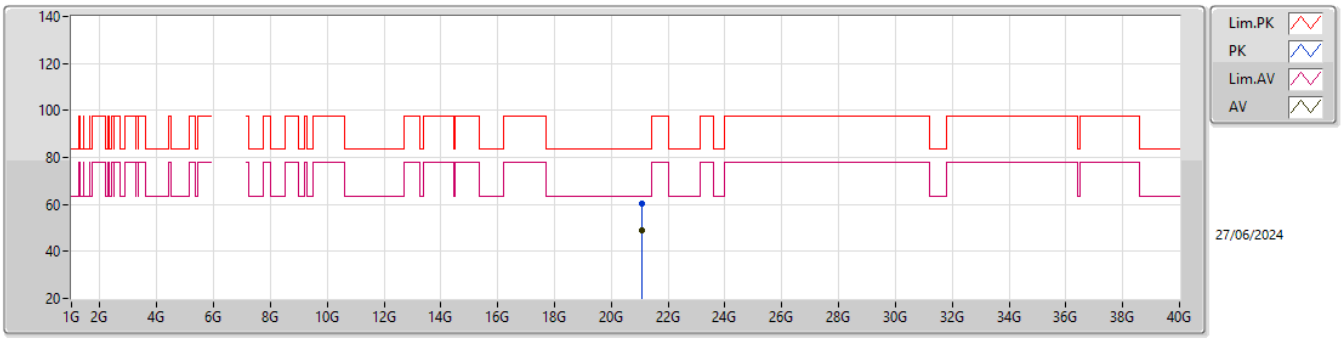

EUT Y_1TX
Setting 20
05-R-Y-1

Type	Freq	Level	Limit	Margin	Raw	Dist	Condition	Azimuth	Height	Comment	AF	CL	PA
	(Hz)	(dBuV/m)	(dBuV/m)	(dB)	(dBuV)	(m)		(°)	(m)		(dB)	(dB)	(dB)
PK	21.07848G	60.51	83.54	-23.03	55.09	1	Horizontal	244	2.62	-	38.23	16.06	48.87
AV	21.06306G	48.90	63.54	-14.64	43.40	1	Horizontal	244	2.62	-	38.32	16.05	48.87

5.925-6.425GHz_802.11be EHT160_Nss1,(MCS0),RU996+RU484+RU242 CP 8_1TX

6025MHz_TX

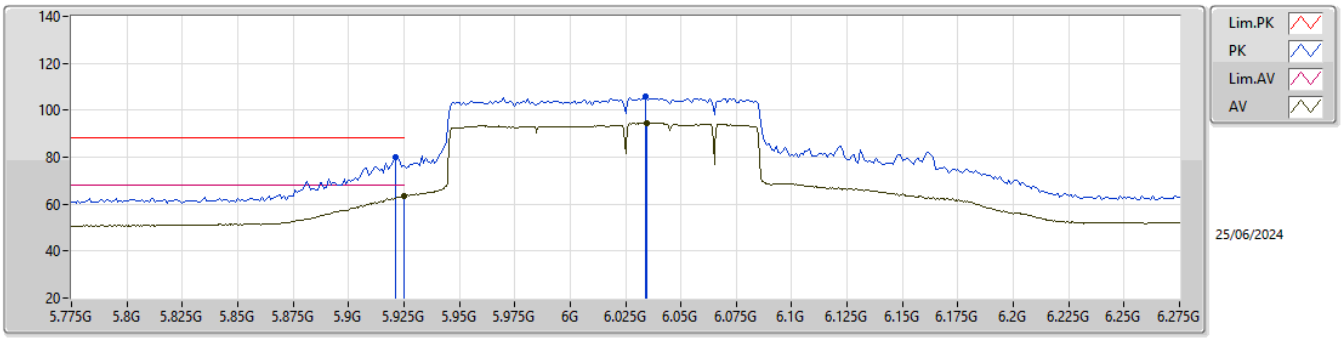

EUT Y_1TX
Setting 20
05-R-R-7-10

Type	Freq	Level	Limit	Margin	Raw	Dist	Condition	Azimuth	Height	Comment	AF	CL	PA
	(Hz)	(dBuV/m)	(dBuV/m)	(dB)	(dBuV)	(m)		(°)	(m)		(dB)	(dB)	(dB)
PK	5.921G	79.78	88.20	-8.42	73.25	3	Vertical	360	1.01	-	34.00	8.11	35.58
RMS	5.925G	63.54	68.20	-4.66	57.01	3	Vertical	360	1.01	-	34.00	8.11	35.58
PK	6.034G	105.68	Inf	-Inf	99.08	3	Vertical	360	1.01	-	33.97	8.17	35.54
RMS	6.0345G	94.64	Inf	-Inf	88.04	3	Vertical	360	1.01	-	33.97	8.17	35.54

5.925-6.425GHz_802.11be EHT160_Nss1,(MCS0),RU996+RU484+RU242 CP 8_1TX

6025MHz_TX

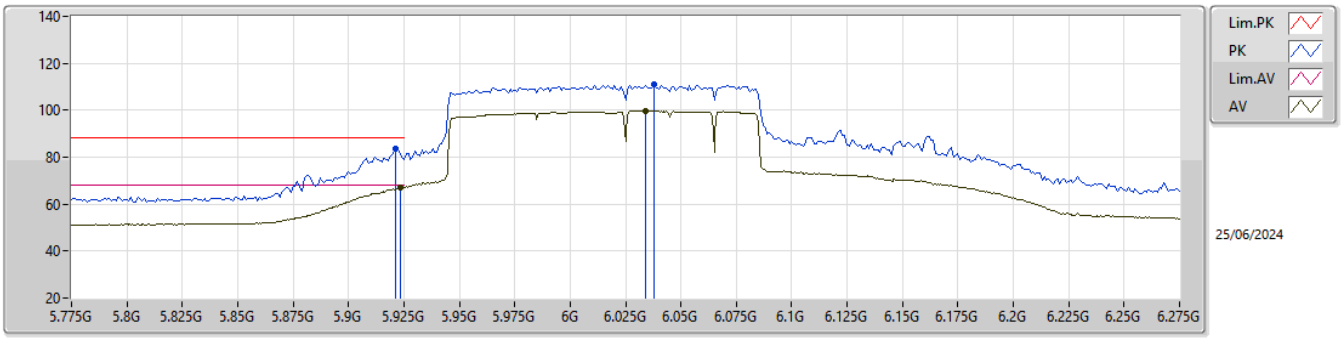

EUT Y_1TX
Setting 20
05-R-R-7-10

Type	Freq	Level	Limit	Margin	Raw	Dist	Condition	Azimuth	Height	Comment	AF	CL	PA
	(Hz)	(dBuV/m)	(dBuV/m)	(dB)	(dBuV)	(m)		(°)	(m)		(dB)	(dB)	(dB)
PK	5.921G	83.77	88.20	-4.43	77.08	3	Horizontal	344	2.61	-	34.16	8.11	35.58
RMS	5.9235G	67.27	68.20	-0.93	60.59	3	Horizontal	344	2.61	-	34.15	8.11	35.58
PK	6.038G	110.94	Inf	-Inf	104.13	3	Horizontal	344	2.61	-	34.18	8.17	35.54
RMS	6.034G	99.71	Inf	-Inf	92.91	3	Horizontal	344	2.61	-	34.17	8.17	35.54

5.925-6.425GHz_802.11be EHT160_Nss1,(MCS0),RU996+RU484+RU242 CP 8_1TX

6025MHz_TX

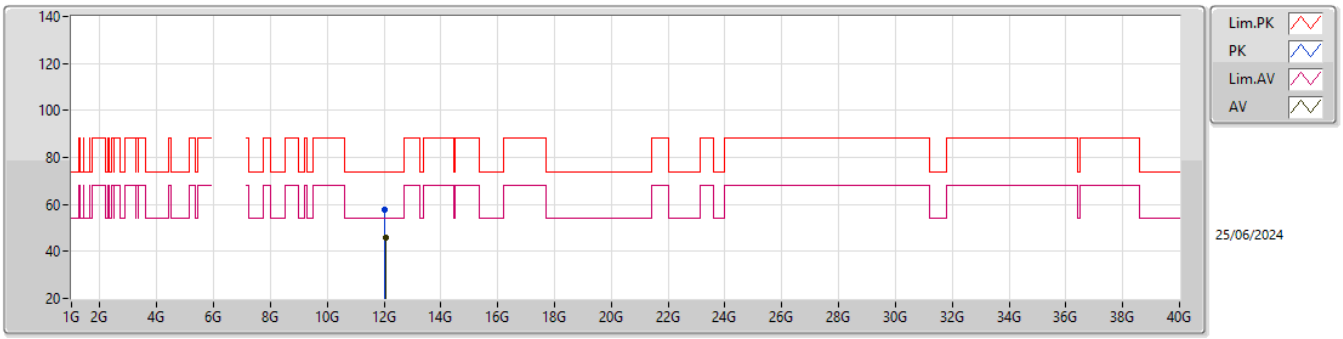

EUT Y_1TX
Setting 20
05-R-Y-1

Type	Freq	Level	Limit	Margin	Raw	Dist	Condition	Azimuth	Height	Comment	AF	CL	PA
	(Hz)	(dBuV/m)	(dBuV/m)	(dB)	(dBuV)	(m)		(°)	(m)		(dB)	(dB)	(dB)
PK	12.0386G	57.70	74.00	-16.30	41.35	3	Vertical	191	2.73	-	38.68	11.08	33.41
AV	12.05192G	45.95	54.00	-8.05	29.55	3	Vertical	191	2.73	-	38.70	11.09	33.39

5.925-6.425GHz_802.11be EHT160_Nss1,(MCS0),RU996+RU484+RU242 CP 8_1TX

6025MHz_TX

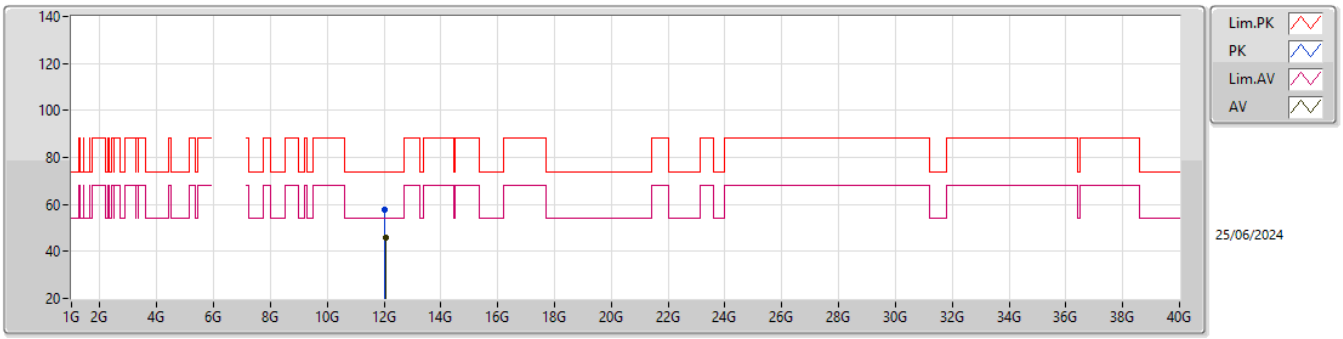

EUT Y_1TX
Setting 20
05-R-Y-1

Type	Freq	Level	Limit	Margin	Raw	Dist	Condition	Azimuth	Height	Comment	AF	CL	PA
	(Hz)	(dBuV/m)	(dBuV/m)	(dB)	(dBuV)	(m)		(°)	(m)		(dB)	(dB)	(dB)
PK	12.03848G	57.74	74.00	-16.26	41.39	3	Horizontal	133	2.46	-	38.68	11.08	33.41
AV	12.04856G	46.04	54.00	-7.96	29.65	3	Horizontal	133	2.46	-	38.70	11.09	33.40

5.925-6.425GHz_802.11be EHT160_Nss1,(MCS0),RU996+RU484+RU242 CP 8_1TX

6025MHz_TX

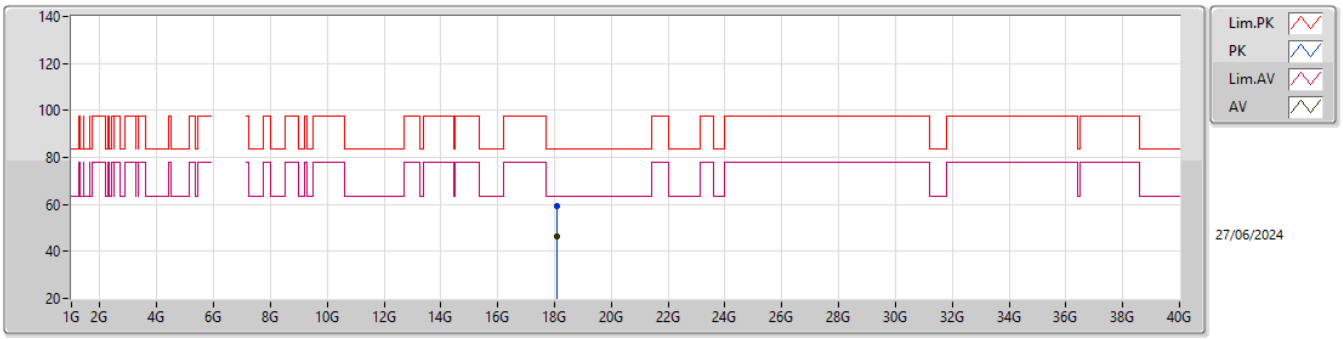

EUT Y_1TX
Setting 20
05-R-Y-1

Type	Freq	Level	Limit	Margin	Raw	Dist	Condition	Azimuth	Height	Comment	AF	CL	PA
	(Hz)	(dBuV/m)	(dBuV/m)	(dB)	(dBuV)	(m)		(°)	(m)		(dB)	(dB)	(dB)
PK	18.08406G	59.08	83.54	-24.46	55.72	1	Vertical	59	1.01	-	37.54	15.30	49.48
AV	18.08991G	46.40	63.54	-17.14	43.02	1	Vertical	59	1.01	-	37.56	15.30	49.48

5.925-6.425GHz_802.11be EHT160_Nss1,(MCS0),RU996+RU484+RU242 CP 8_1TX

6025MHz_TX

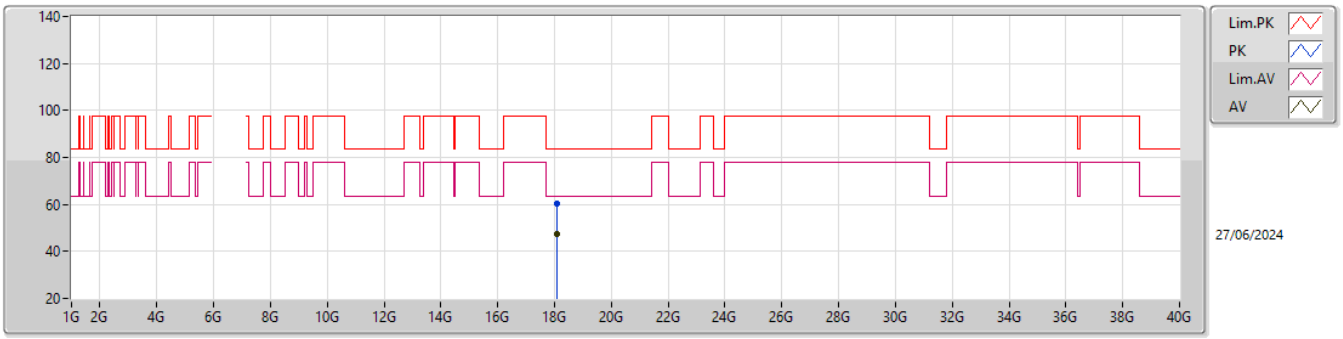

EUT Y_1TX
Setting 20
05-R-Y-1

Type	Freq	Level	Limit	Margin	Raw	Dist	Condition	Azimuth	Height	Comment	AF	CL	PA
	(Hz)	(dBuV/m)	(dBuV/m)	(dB)	(dBuV)	(m)		(°)	(m)		(dB)	(dB)	(dB)
PK	18.07773G	60.14	83.54	-23.40	56.81	1	Horizontal	17	1.51	-	37.51	15.30	49.48
AV	18.08178G	47.37	63.54	-16.17	44.02	1	Horizontal	17	1.51	-	37.53	15.30	49.48

5.925-6.425GHz_802.11be EHT160_Nss1,(MCS0),RU996+RU484 CP 4_1TX

6025MHz_TX

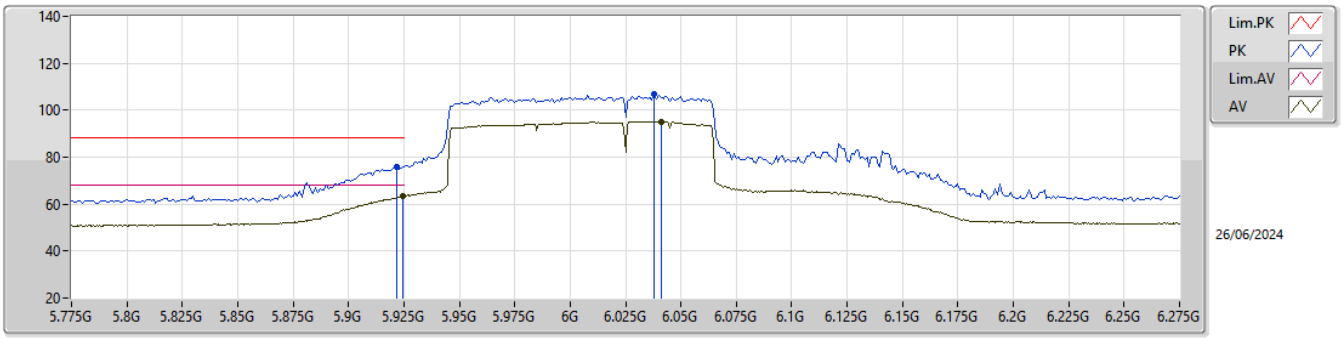

EUT Y_1TX
Setting 20
05-R-R-7-10

Type	Freq	Level	Limit	Margin	Raw	Dist	Condition	Azimuth	Height	Comment	AF	CL	PA
	(Hz)	(dBuV/m)	(dBuV/m)	(dB)	(dBuV)	(m)		(°)	(m)		(dB)	(dB)	(dB)
PK	5.922G	76.10	88.20	-12.10	69.57	3	Vertical	73	3.00	-	34.00	8.11	35.58
RMS	5.9245G	63.29	68.20	-4.91	56.76	3	Vertical	73	3.00	-	34.00	8.11	35.58
PK	6.038G	106.91	Inf	-Inf	100.30	3	Vertical	73	3.00	-	33.98	8.17	35.54
RMS	6.041G	95.17	Inf	-Inf	88.55	3	Vertical	73	3.00	-	33.98	8.17	35.53

5.925-6.425GHz_802.11be EHT160_Nss1,(MCS0),RU996+RU484 CP 4_1TX

6025MHz_TX

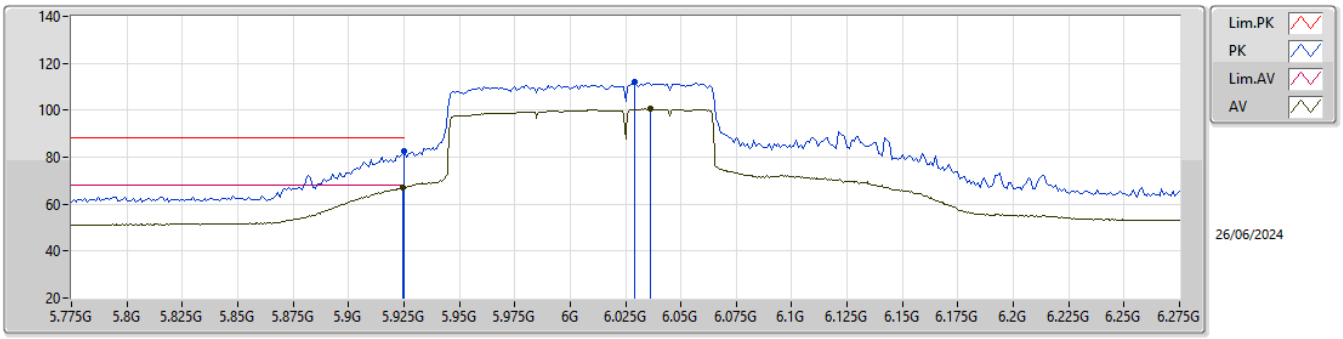

EUT Y_1TX
Setting 20
05-R-R-7-10

Type	Freq	Level	Limit	Margin	Raw	Dist	Condition	Azimuth	Height	Comment	AF	CL	PA
	(Hz)	(dBuV/m)	(dBuV/m)	(dB)	(dBuV)	(m)		(°)	(m)		(dB)	(dB)	(dB)
PK	5.925G	82.39	88.20	-5.81	75.71	3	Horizontal	345	2.60	-	34.15	8.11	35.58
RMS	5.9245G	67.13	68.20	-1.07	60.45	3	Horizontal	345	2.60	-	34.15	8.11	35.58
PK	6.029G	111.83	Inf	-Inf	105.05	3	Horizontal	345	2.60	-	34.16	8.17	35.55
RMS	6.036G	100.51	Inf	-Inf	93.71	3	Horizontal	345	2.60	-	34.17	8.17	35.54

5.925-6.425GHz_802.11be EHT160_Nss1,(MCS0),RU996+RU484 CP 4_1TX

6025MHz_TX

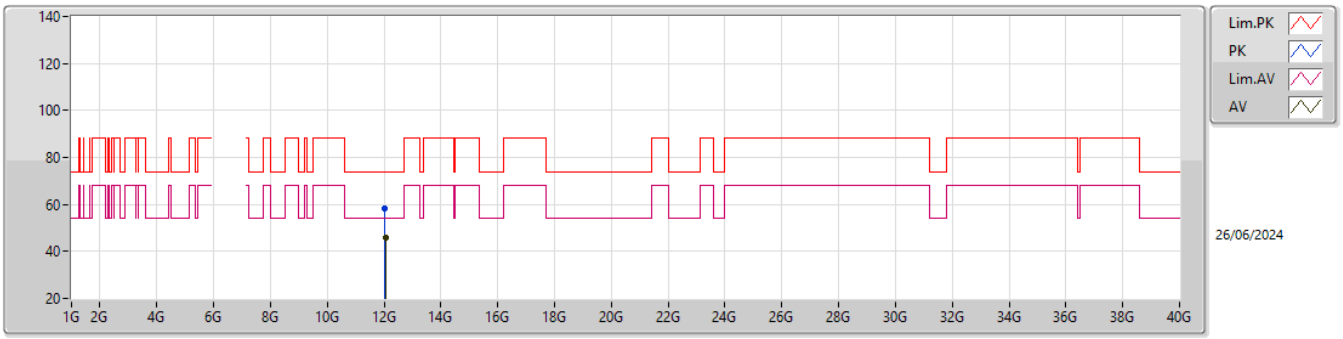

EUT Y_1TX
Setting 20
05-R-Y-1

Type	Freq	Level	Limit	Margin	Raw	Dist	Condition	Azimuth	Height	Comment	AF	CL	PA
	(Hz)	(dBuV/m)	(dBuV/m)	(dB)	(dBuV)	(m)		(°)	(m)		(dB)	(dB)	(dB)
PK	12.04172G	58.03	74.00	-15.97	41.68	3	Vertical	137	3.00	-	38.68	11.08	33.41
AV	12.05264G	46.03	54.00	-7.97	29.62	3	Vertical	137	3.00	-	38.71	11.09	33.39

5.925-6.425GHz_802.11be EHT160_Nss1,(MCS0),RU996+RU484 CP 4_1TX

6025MHz_TX

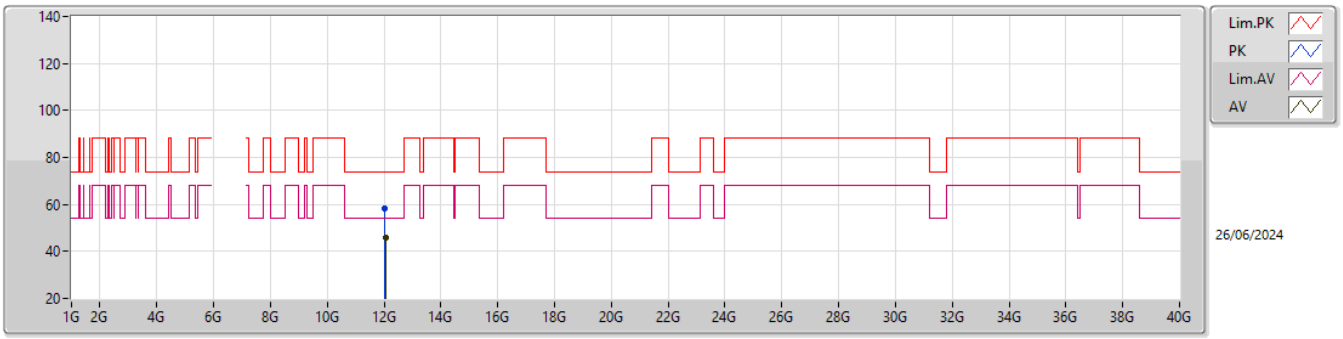

EUT Y_1TX
Setting 20
05-R-Y-1

Type	Freq	Level	Limit	Margin	Raw	Dist	Condition	Azimuth	Height	Comment	AF	CL	PA
	(Hz)	(dBuV/m)	(dBuV/m)	(dB)	(dBuV)	(m)		(°)	(m)		(dB)	(dB)	(dB)
PK	12.03614G	58.13	74.00	-15.87	41.79	3	Horizontal	339	1.64	-	38.67	11.08	33.41
AV	12.0644G	45.97	54.00	-8.03	29.53	3	Horizontal	339	1.64	-	38.73	11.09	33.38

5.925-6.425GHz_802.11be EHT160_Nss1,(MCS0),RU996+RU484 CP 4_1TX

6025MHz_TX

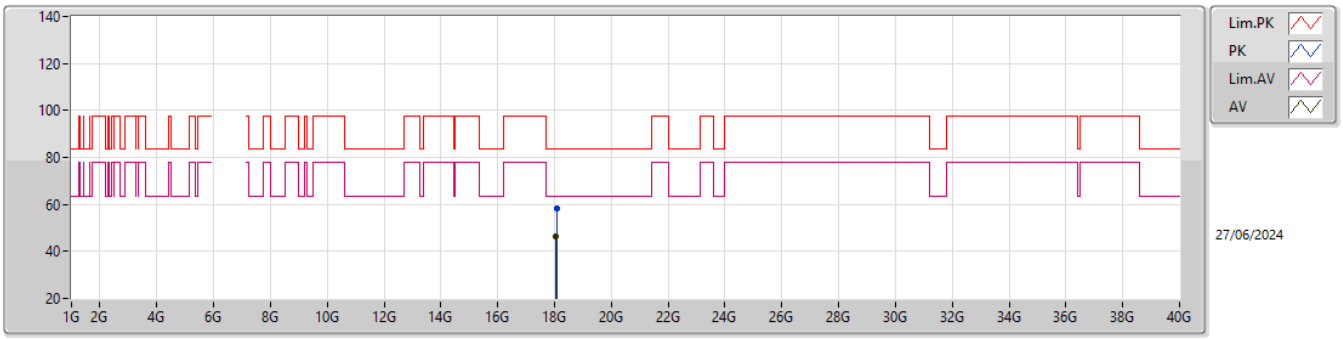

EUT Y_1TX
Setting 20
05-R-Y-1

Type	Freq	Level	Limit	Margin	Raw	Dist	Condition	Azimuth	Height	Comment	AF	CL	PA
	(Hz)	(dBuV/m)	(dBuV/m)	(dB)	(dBuV)	(m)		(°)	(m)		(dB)	(dB)	(dB)
PK	18.08661G	58.38	83.54	-25.16	55.01	1	Vertical	91	2.87	-	37.55	15.30	49.48
AV	18.06033G	46.35	63.54	-17.19	43.08	1	Vertical	91	2.87	-	37.44	15.30	49.47

5.925-6.425GHz_802.11be EHT160_Nss1,(MCS0),RU996+RU484 CP 4_1TX

6025MHz_TX

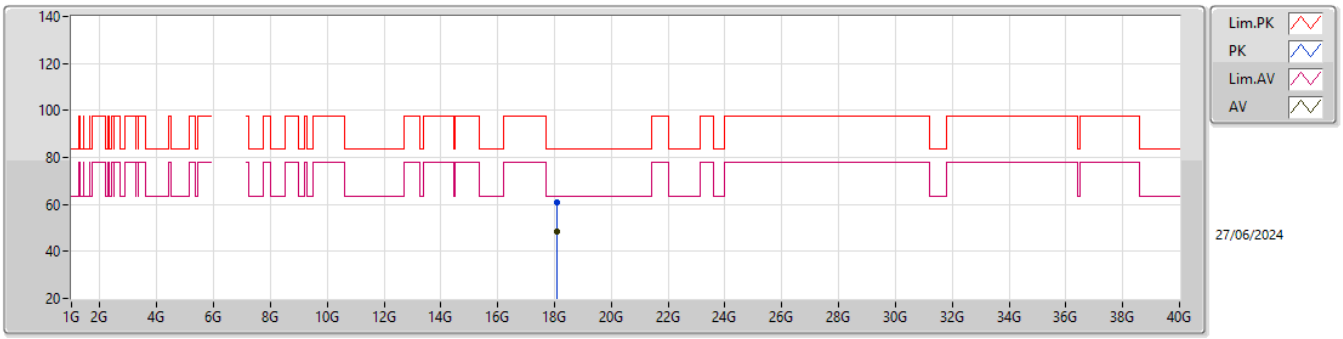

EUT Y_1TX
Setting 20
05-R-Y-1

Type	Freq	Level	Limit	Margin	Raw	Dist	Condition	Azimuth	Height	Comment	AF	CL	PA
	(Hz)	(dBuV/m)	(dBuV/m)	(dB)	(dBuV)	(m)		(°)	(m)		(dB)	(dB)	(dB)
PK	18.07824G	60.61	83.54	-22.93	57.28	1	Horizontal	274	1.62	-	37.51	15.30	49.48
AV	18.08514G	48.34	63.54	-15.20	44.98	1	Horizontal	274	1.62	-	37.54	15.30	49.48

6.875-7.125GHz_802.11be EHT160_Nss1,(MCS0),RU996+RU484+RU242 CP 4_1TX

6985MHz_TX

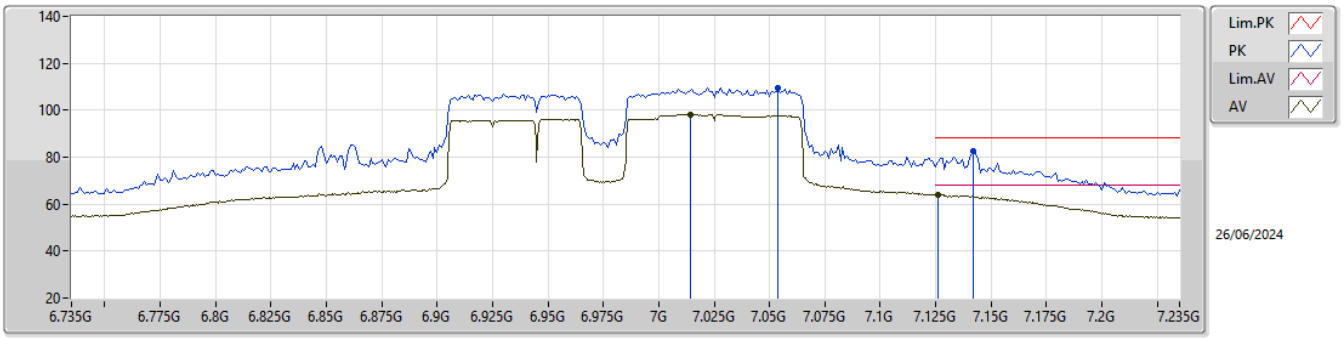

EUT Y_1TX
Setting 20
05-R-R-7-10

Type	Freq	Level	Limit	Margin	Raw	Dist	Condition	Azimuth	Height	Comment	AF	CL	PA
	(Hz)	(dBuV/m)	(dBuV/m)	(dB)	(dBuV)	(m)		(°)	(m)		(dB)	(dB)	(dB)
PK	7.054G	109.60	Inf	-Inf	100.22	3	Vertical	352	1.00	-	36.02	8.60	35.24
RMS	7.0145G	98.24	Inf	-Inf	89.15	3	Vertical	352	1.00	-	35.79	8.61	35.31
PK	7.142G	82.65	88.20	-5.55	72.69	3	Vertical	352	1.00	-	36.47	8.57	35.08
RMS	7.126G	64.20	68.20	-4.00	54.33	3	Vertical	352	1.00	-	36.40	8.58	35.11

6.875-7.125GHz_802.11be EHT160_Nss1,(MCS0),RU996+RU484+RU242 CP 4_1TX

6985MHz_TX

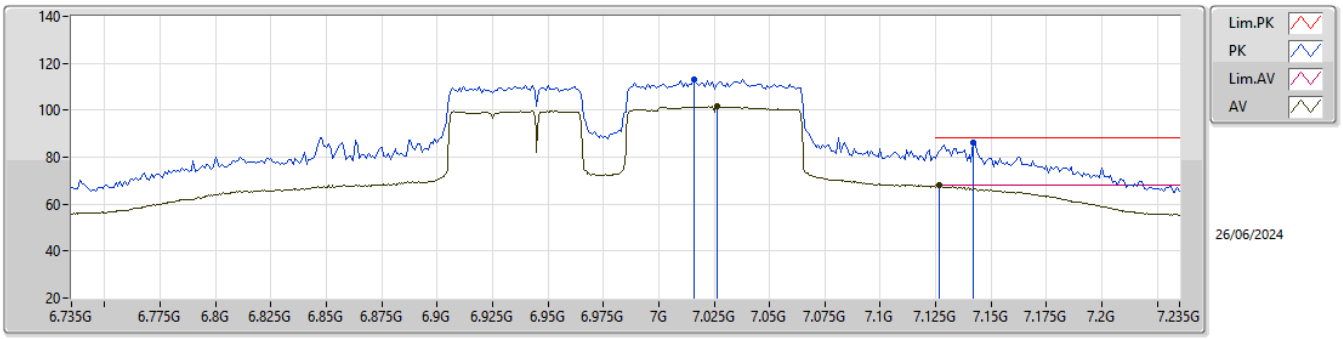

EUT Y_1TX
Setting 20
05-R-R-7-10

Type	Freq	Level	Limit	Margin	Raw	Dist	Condition	Azimuth	Height	Comment	AF	CL	PA
	(Hz)	(dBuV/m)	(dBuV/m)	(dB)	(dBuV)	(m)		(°)	(m)		(dB)	(dB)	(dB)
PK	7.016G	113.18	Inf	-Inf	103.92	3	Horizontal	360	1.00	-	35.96	8.61	35.31
RMS	7.0265G	101.53	Inf	-Inf	92.21	3	Horizontal	360	1.00	-	36.01	8.60	35.29
PK	7.142G	86.28	88.20	-1.92	76.04	3	Horizontal	360	1.00	-	36.75	8.57	35.08
RMS	7.1265G	67.95	68.20	-0.25	57.82	3	Horizontal	360	1.00	-	36.66	8.58	35.11

6.875-7.125GHz_802.11be EHT160_Nss1,(MCS0),RU996+RU484+RU242 CP 4_1TX

6985MHz_TX

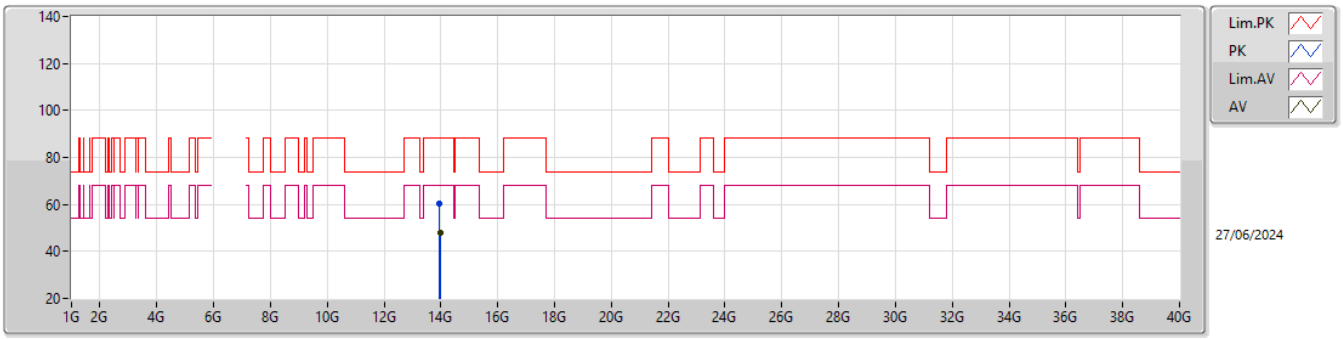

EUT Y_1TX
Setting 20
05-R-Y-1

Type	Freq	Level	Limit	Margin	Raw	Dist	Condition	Azimuth	Height	Comment	AF	CL	PA
	(Hz)	(dBuV/m)	(dBuV/m)	(dB)	(dBuV)	(m)		(°)	(m)		(dB)	(dB)	(dB)
PK	13.9634G	60.32	88.20	-27.88	41.61	3	Vertical	260	1.24	-	40.50	11.75	33.54
RMS	13.98458G	47.92	68.20	-20.28	29.22	3	Vertical	260	1.24	-	40.50	11.75	33.55

6.875-7.125GHz_802.11be EHT160_Nss1,(MCS0),RU996+RU484+RU242 CP 4_1TX

6985MHz_TX

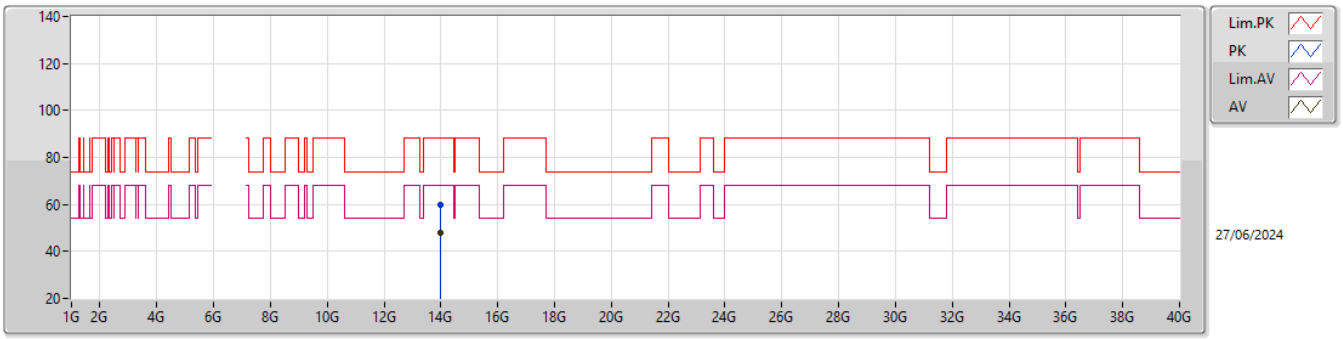

EUT Y_1TX
Setting 20
05-R-Y-1

Type	Freq	Level	Limit	Margin	Raw	Dist	Condition	Azimuth	Height	Comment	AF	CL	PA
	(Hz)	(dBuV/m)	(dBuV/m)	(dB)	(dBuV)	(m)		(°)	(m)		(dB)	(dB)	(dB)
PK	13.9706G	59.75	88.20	-28.45	41.04	3	Horizontal	86	1.03	-	40.50	11.75	33.54
RMS	13.96796G	47.85	68.20	-20.35	29.14	3	Horizontal	86	1.03	-	40.50	11.75	33.54

6.875-7.125GHz_802.11be EHT160_Nss1,(MCS0),RU996+RU484+RU242 CP 4_1TX

6985MHz_TX

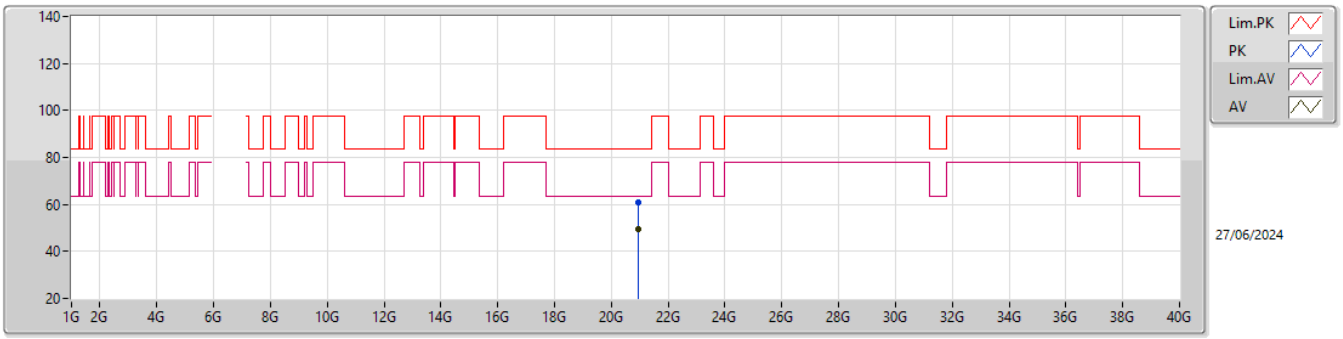

EUT Y_1TX
Setting 20
05-R-Y-1

Type	Freq	Level	Limit	Margin	Raw	Dist	Condition	Azimuth	Height	Comment	AF	CL	PA
	(Hz)	(dBuV/m)	(dBuV/m)	(dB)	(dBuV)	(m)		(°)	(m)		(dB)	(dB)	(dB)
PK	20.95857G	61.00	83.54	-22.54	55.86	1	Vertical	27	2.38	-	38.07	15.97	48.90
AV	20.9658G	49.43	63.54	-14.11	44.32	1	Vertical	27	2.38	-	38.04	15.97	48.90

6.875-7.125GHz_802.11be EHT160_Nss1,(MCS0),RU996+RU484+RU242 CP 4_1TX

6985MHz_TX

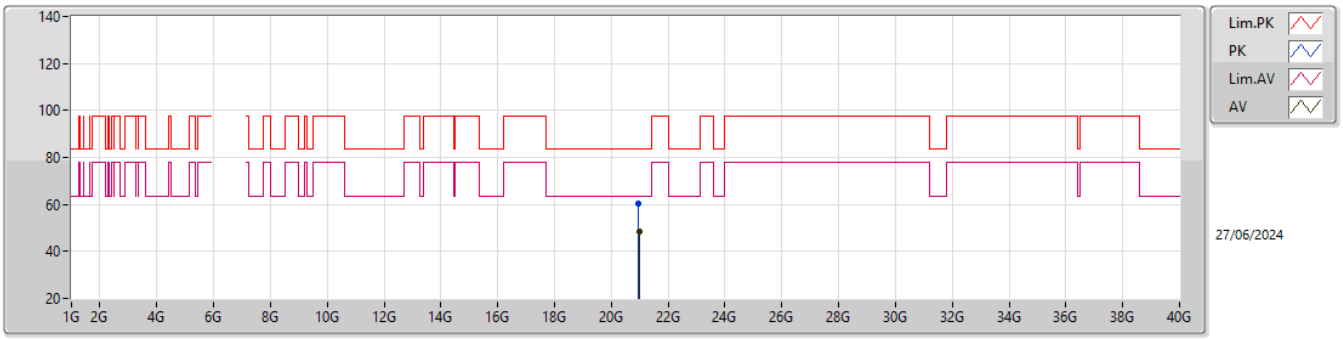

EUT Y_1TX
Setting 20
05-R-Y-1

Type	Freq	Level	Limit	Margin	Raw	Dist	Condition	Azimuth	Height	Comment	AF	CL	PA
	(Hz)	(dBuV/m)	(dBuV/m)	(dB)	(dBuV)	(m)		(°)	(m)		(dB)	(dB)	(dB)
PK	20.96955G	60.33	83.54	-23.21	55.23	1	Horizontal	105	2.67	-	38.02	15.98	48.90
AV	20.96997G	48.45	63.54	-15.09	43.35	1	Horizontal	105	2.67	-	38.02	15.98	48.90

6.875-7.125GHz_802.11be EHT160_Nss1,(MCS0),RU996+RU484 CP 2_1TX

6985MHz_TX

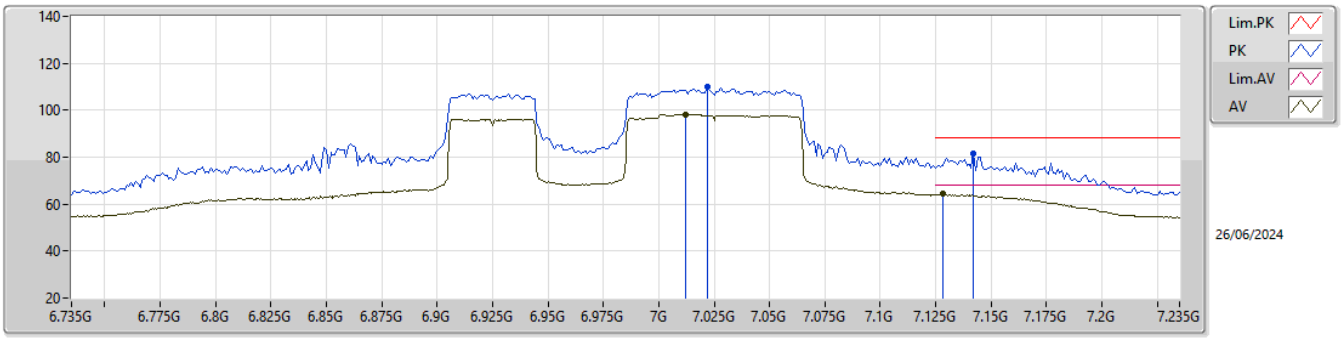

EUT Y_1TX
Setting 20
05-R-R-7-10

Type	Freq	Level	Limit	Margin	Raw	Dist	Condition	Azimuth	Height	Comment	AF	CL	PA
	(Hz)	(dBuV/m)	(dBuV/m)	(dB)	(dBuV)	(m)		(°)	(m)		(dB)	(dB)	(dB)
PK	7.022G	110.00	Inf	-Inf	100.87	3	Vertical	355	1.00	-	35.83	8.60	35.30
RMS	7.012G	98.29	Inf	-Inf	89.23	3	Vertical	355	1.00	-	35.77	8.61	35.32
PK	7.142G	81.60	88.20	-6.60	71.64	3	Vertical	355	1.00	-	36.47	8.57	35.08
RMS	7.128G	64.35	68.20	-3.85	54.47	3	Vertical	355	1.00	-	36.41	8.58	35.11

6.875-7.125GHz_802.11be EHT160_Nss1,(MCS0),RU996+RU484 CP 2_1TX

6985MHz_TX

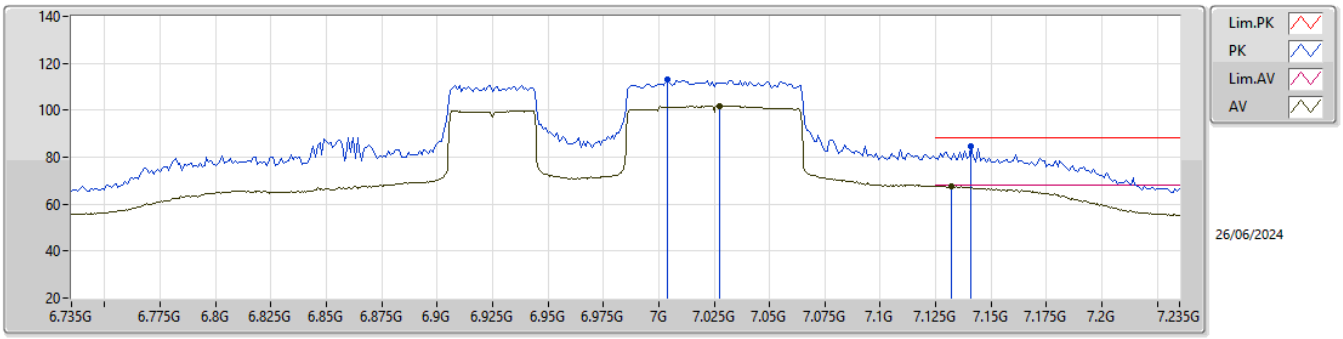

EUT Y_1TX
Setting 20
05-R-R-7-10

Type	Freq	Level	Limit	Margin	Raw	Dist	Condition	Azimuth	Height	Comment	AF	CL	PA
	(Hz)	(dBuV/m)	(dBuV/m)	(dB)	(dBuV)	(m)		(°)	(m)		(dB)	(dB)	(dB)
PK	7.004G	113.25	Inf	-Inf	104.25	3	Horizontal	360	1.00	-	35.72	8.61	35.33
RMS	7.0275G	101.89	Inf	-Inf	92.71	3	Horizontal	360	1.00	-	35.87	8.60	35.29
PK	7.141G	84.60	88.20	-3.60	74.65	3	Horizontal	360	1.00	-	36.46	8.57	35.08
RMS	7.132G	67.79	68.20	-0.41	57.88	3	Horizontal	360	1.00	-	36.43	8.58	35.10

6.875-7.125GHz_802.11be EHT160_Nss1,(MCS0),RU996+RU484 CP 2_1TX

6985MHz_TX

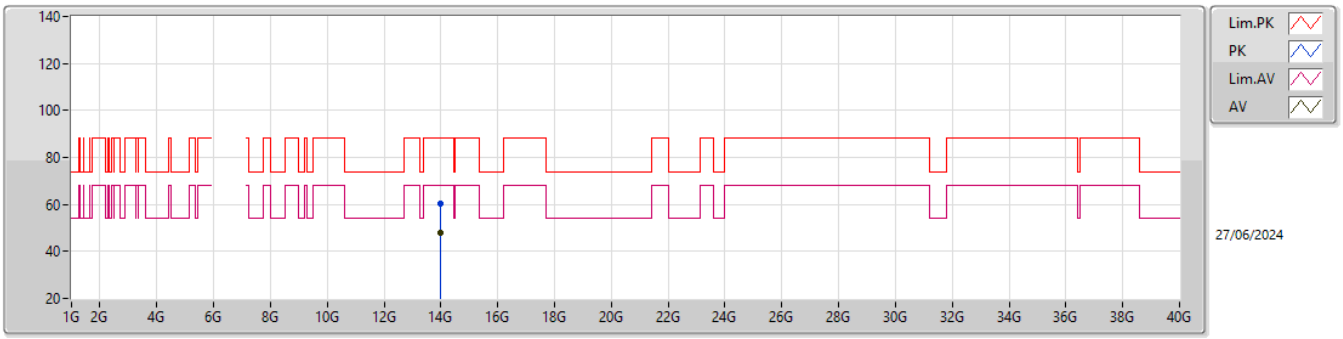

EUT Y_1TX
Setting 20
05-R-R-7

Type	Freq	Level	Limit	Margin	Raw	Dist	Condition	Azimuth	Height	Comment	AF	CL	PA
	(Hz)	(dBuV/m)	(dBuV/m)	(dB)	(dBuV)	(m)		(°)	(m)		(dB)	(dB)	(dB)
PK	13.97888G	60.19	88.20	-28.01	41.48	3	Vertical	291	2.93	-	40.50	11.75	33.54
RMS	13.97966G	47.95	68.20	-20.25	29.24	3	Vertical	291	2.93	-	40.50	11.75	33.54

6.875-7.125GHz_802.11be EHT160_Nss1,(MCS0),RU996+RU484 CP 2_1TX

6985MHz_TX

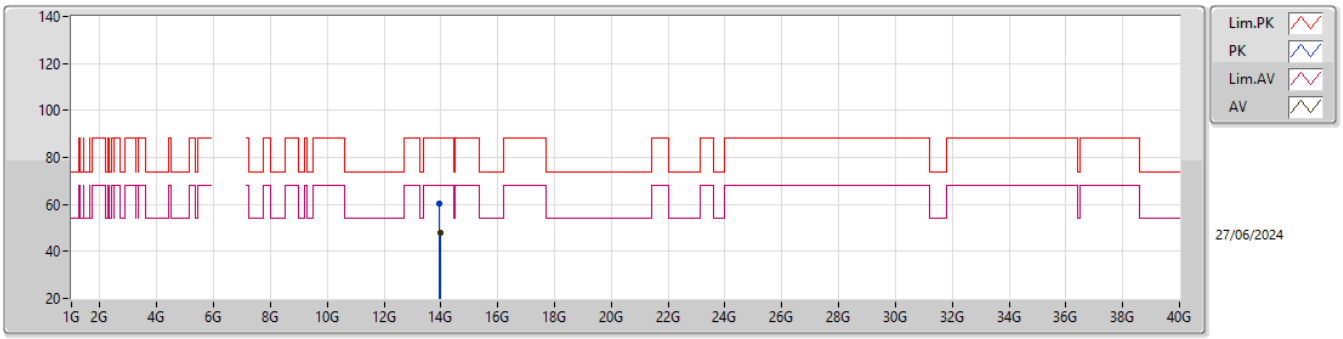

EUT Y_1TX
Setting 20
05-R-R-7

Type	Freq	Level	Limit	Margin	Raw	Dist	Condition	Azimuth	Height	Comment	AF	CL	PA
	(Hz)	(dBuV/m)	(dBuV/m)	(dB)	(dBuV)	(m)		(°)	(m)		(dB)	(dB)	(dB)
PK	13.95728G	60.18	88.20	-28.02	41.47	3	Horizontal	78	2.36	-	40.50	11.75	33.54
RMS	13.9799G	47.88	68.20	-20.32	29.17	3	Horizontal	78	2.36	-	40.50	11.75	33.54

6.875-7.125GHz_802.11be EHT160_Nss1,(MCS0),RU996+RU484 CP 2_1TX

6985MHz_TX

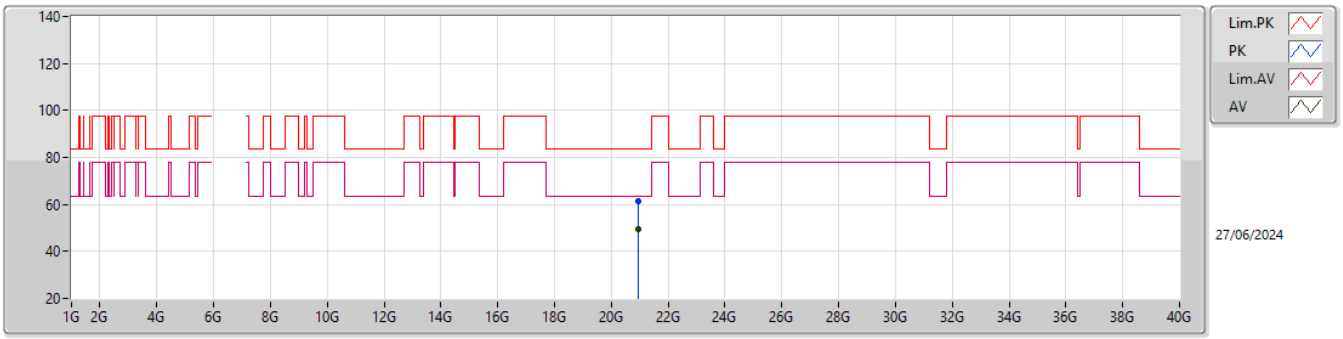

EUT Y_1TX
Setting 20
05-R-R-7

Type	Freq	Level	Limit	Margin	Raw	Dist	Condition	Azimuth	Height	Comment	AF	CL	PA
	(Hz)	(dBuV/m)	(dBuV/m)	(dB)	(dBuV)	(m)		(°)	(m)		(dB)	(dB)	(dB)
PK	20.96892G	61.25	83.54	-22.29	56.15	1	Vertical	298	2.94	-	38.02	15.98	48.90
AV	20.96592G	49.43	63.54	-14.11	44.32	1	Vertical	298	2.94	-	38.04	15.97	48.90

6.875-7.125GHz_802.11be EHT160_Nss1,(MCS0),RU996+RU484 CP 2_1TX

6985MHz_TX

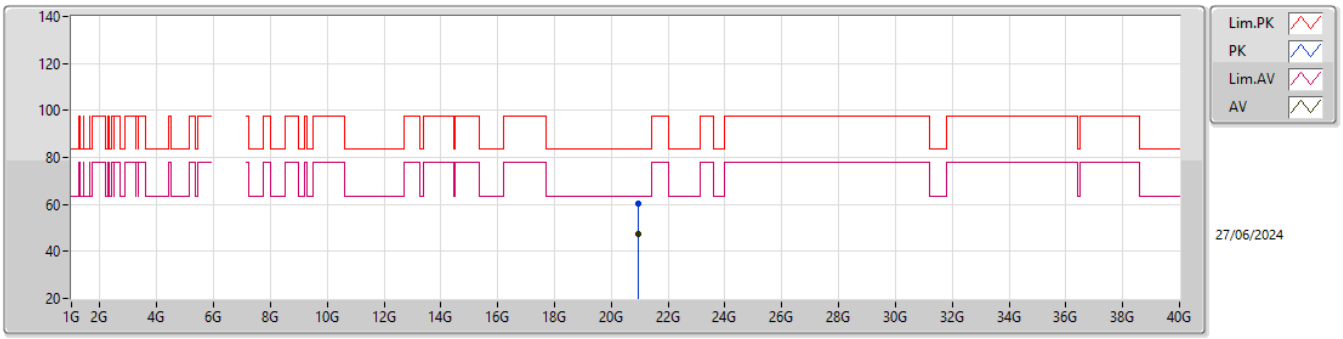

EUT Y_1TX
Setting 20
05-R-R-7

Type	Freq	Level	Limit	Margin	Raw	Dist	Condition	Azimuth	Height	Comment	AF	CL	PA
	(Hz)	(dBuV/m)	(dBuV/m)	(dB)	(dBuV)	(m)		(°)	(m)		(dB)	(dB)	(dB)
PK	20.96625G	60.50	83.54	-23.04	55.40	1	Horizontal	44	1.65	-	38.03	15.97	48.90
AV	20.96955G	47.44	63.54	-16.10	42.34	1	Horizontal	44	1.65	-	38.02	15.98	48.90

5.925-6.425GHz_802.11be EHT320_Nss1,(MCS0),3xRU996+RU484 CP 5_1TX

6105MHz_TX

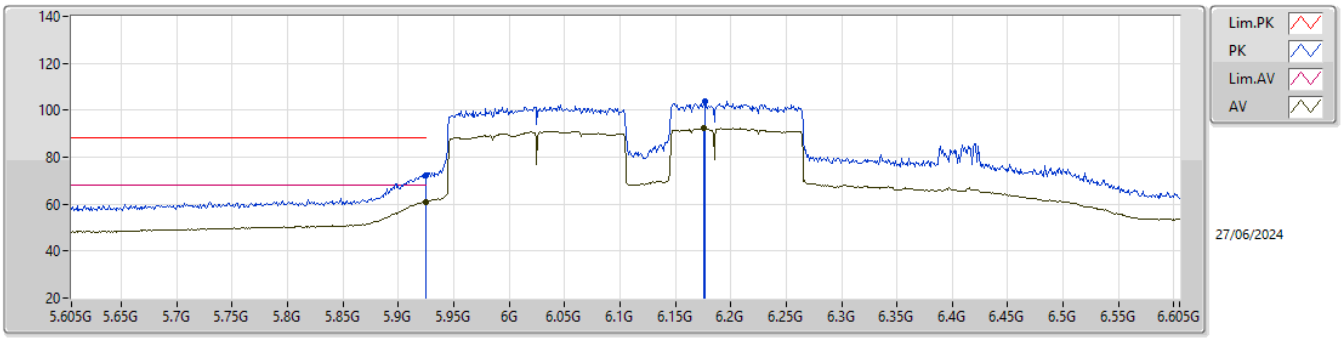

EUT Y_1TX
Setting 20.5
05-R-R-7-10

Type	Freq	Level	Limit	Margin	Raw	Dist	Condition	Azimuth	Height	Comment	AF	CL	PA
	(Hz)	(dBuV/m)	(dBuV/m)	(dB)	(dBuV)	(m)		(°)	(m)		(dB)	(dB)	(dB)
PK	5.925G	72.50	88.20	-15.70	65.67	3	Vertical	12	2.37	-	34.30	8.11	35.58
RMS	5.925G	61.03	68.20	-7.17	54.20	3	Vertical	12	2.37	-	34.30	8.11	35.58
PK	6.177G	103.93	Inf	-Inf	96.63	3	Vertical	12	2.37	-	34.35	8.21	35.26
RMS	6.176G	92.32	Inf	-Inf	85.03	3	Vertical	12	2.37	-	34.35	8.21	35.27

5.925-6.425GHz_802.11be EHT320_Nss1,(MCS0),3xRU996+RU484 CP 5_1TX

6105MHz_TX

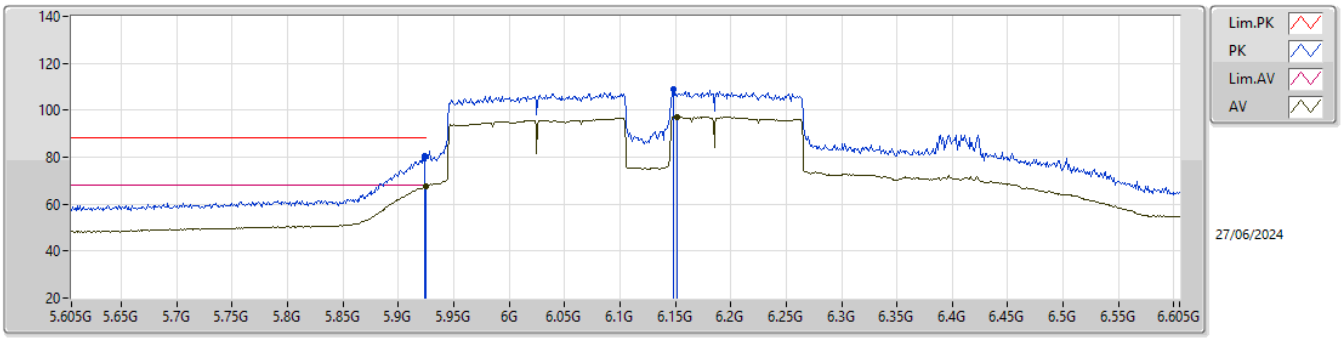

EUT Y_1TX
Setting 20.5
05-R-R-7-10

Type	Freq	Level	Limit	Margin	Raw	Dist	Condition	Azimuth	Height	Comment	AF	CL	PA
	(Hz)	(dBuV/m)	(dBuV/m)	(dB)	(dBuV)	(m)		(°)	(m)		(dB)	(dB)	(dB)
PK	5.924G	80.44	88.20	-7.76	73.61	3	Horizontal	349	2.93	-	34.30	8.11	35.58
RMS	5.925G	67.74	68.20	-0.46	60.91	3	Horizontal	349	2.93	-	34.30	8.11	35.58
PK	6.148G	108.76	Inf	-Inf	101.58	3	Horizontal	349	2.93	-	34.30	8.20	35.32
RMS	6.152G	97.13	Inf	-Inf	89.93	3	Horizontal	349	2.93	-	34.30	8.21	35.31

5.925-6.425GHz_802.11be EHT320_Nss1,(MCS0),3xRU996+RU484 CP 5_1TX

6105MHz_TX

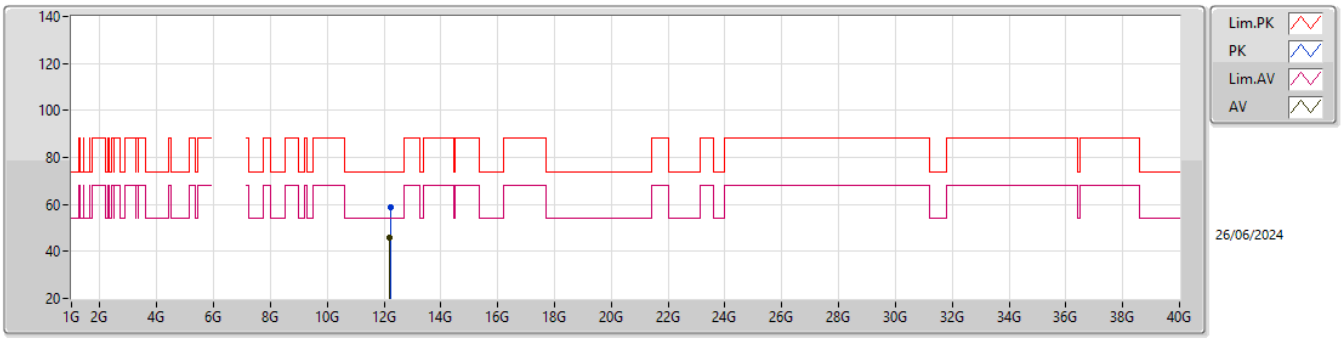

EUT Y_1TX
Setting 20.5
05-R-Y-1

Type	Freq	Level	Limit	Margin	Raw	Dist	Condition	Azimuth	Height	Comment	AF	CL	PA
	(Hz)	(dBuV/m)	(dBuV/m)	(dB)	(dBuV)	(m)		(°)	(m)		(dB)	(dB)	(dB)
PK	12.21933G	58.91	74.00	-15.09	41.88	3	Vertical	150	2.82	-	39.10	11.15	33.22
AV	12.21297G	45.76	54.00	-8.24	28.74	3	Vertical	150	2.82	-	39.10	11.14	33.22

5.925-6.425GHz_802.11be EHT320_Nss1,(MCS0),3xRU996+RU484 CP 5_1TX

6105MHz_TX

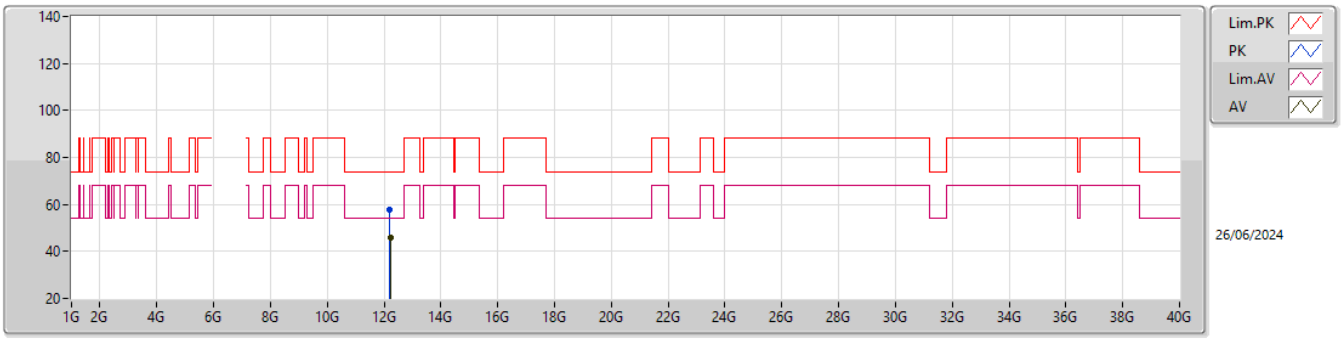

EUT Y_1TX
Setting 20.5
05-R-Y-1

Type	Freq	Level	Limit	Margin	Raw	Dist	Condition	Azimuth	Height	Comment	AF	CL	PA
	(Hz)	(dBuV/m)	(dBuV/m)	(dB)	(dBuV)	(m)		(°)	(m)		(dB)	(dB)	(dB)
PK	12.20367G	57.96	74.00	-16.04	40.95	3	Horizontal	58	2.39	-	39.10	11.14	33.23
AV	12.21729G	45.80	54.00	-8.20	28.78	3	Horizontal	58	2.39	-	39.10	11.14	33.22

5.925-6.425GHz_802.11be EHT320_Nss1,(MCS0),3xRU996+RU484 CP 5_1TX

6105MHz_TX

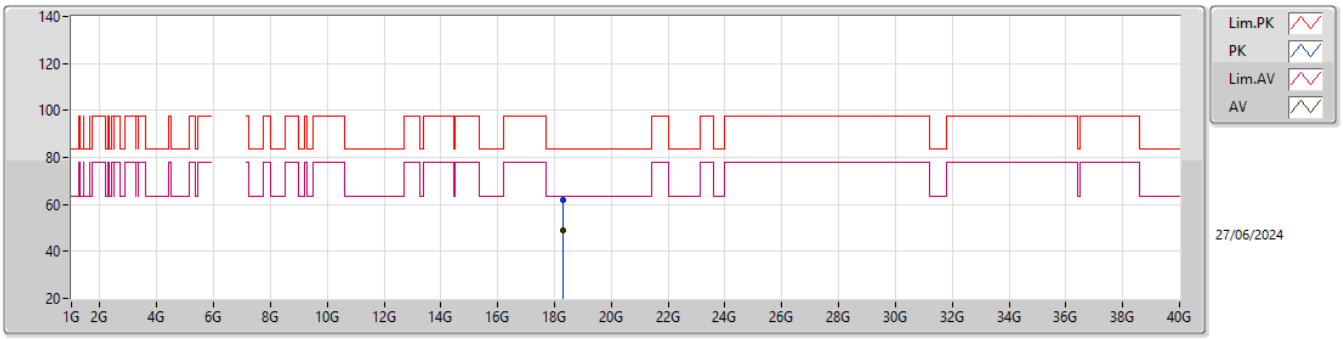

EUT Y_1TX
Setting 20.5
05-R-Y-1

Type	Freq	Level	Limit	Margin	Raw	Dist	Condition	Azimuth	Height	Comment	AF	CL	PA
	(Hz)	(dBuV/m)	(dBuV/m)	(dB)	(dBuV)	(m)		(°)	(m)		(dB)	(dB)	(dB)
PK	18.30465G	61.98	83.54	-21.56	58.79	1	Vertical	5	1.38	-	37.50	15.28	49.59
AV	18.30042G	49.06	63.54	-14.48	45.86	1	Vertical	5	1.38	-	37.50	15.28	49.58

5.925-6.425GHz_802.11be EHT320_Nss1,(MCS0),3xRU996+RU484 CP 5_1TX

6105MHz_TX

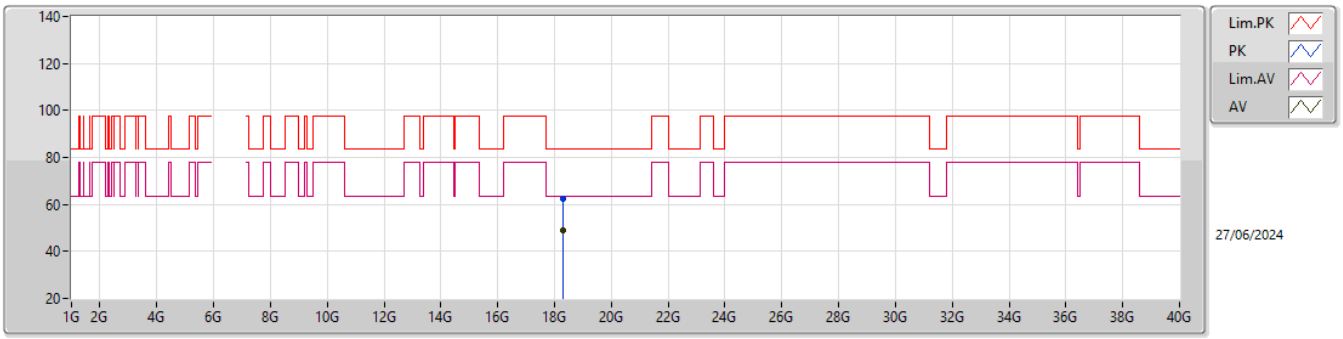

EUT Y_1TX
Setting 20.5
05-R-Y-1

Type	Freq	Level	Limit	Margin	Raw	Dist	Condition	Azimuth	Height	Comment	AF	CL	PA
	(Hz)	(dBuV/m)	(dBuV/m)	(dB)	(dBuV)	(m)		(°)	(m)		(dB)	(dB)	(dB)
PK	18.31764G	62.43	83.54	-21.11	59.24	1	Horizontal	225	2.70	-	37.50	15.28	49.59
AV	18.30021G	49.06	63.54	-14.48	45.86	1	Horizontal	225	2.70	-	37.50	15.28	49.58

5.925-6.425GHz_802.11be EHT320_Nss1,(MCS0),3xRU996 CP 4_1TX

6105MHz_TX

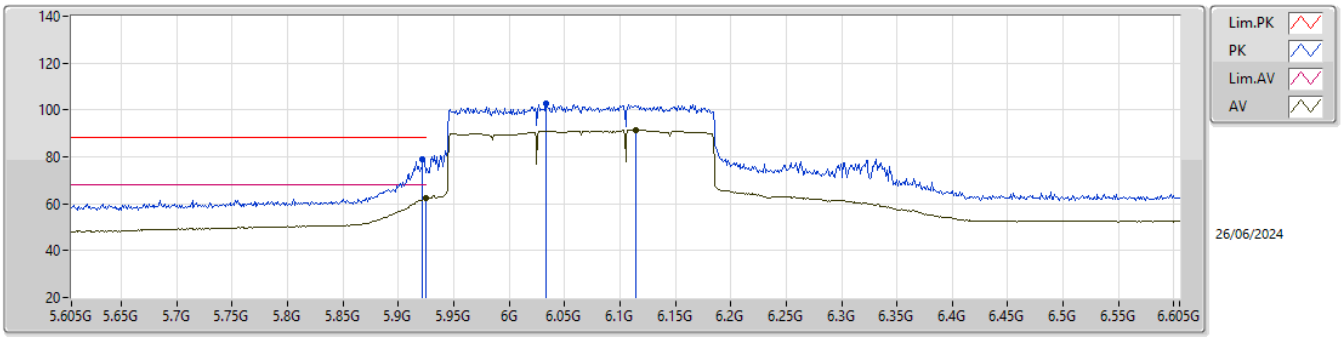

EUT Y_1TX
Setting 20
05-R-R-7-10

Type	Freq	Level	Limit	Margin	Raw	Dist	Condition	Azimuth	Height	Comment	AF	CL	PA
	(Hz)	(dBuV/m)	(dBuV/m)	(dB)	(dBuV)	(m)		(°)	(m)		(dB)	(dB)	(dB)
PK	5.922G	78.84	88.20	-9.36	72.01	3	Vertical	2	1.01	-	34.30	8.11	35.58
RMS	5.925G	62.24	68.20	-5.96	55.41	3	Vertical	2	1.01	-	34.30	8.11	35.58
PK	6.033G	102.85	Inf	-Inf	95.96	3	Vertical	2	1.01	-	34.27	8.17	35.55
RMS	6.114G	91.49	Inf	-Inf	84.46	3	Vertical	2	1.01	-	34.23	8.19	35.39

5.925-6.425GHz_802.11be EHT320_Nss1,(MCS0),3xRU996 CP 4_1TX

6105MHz_TX

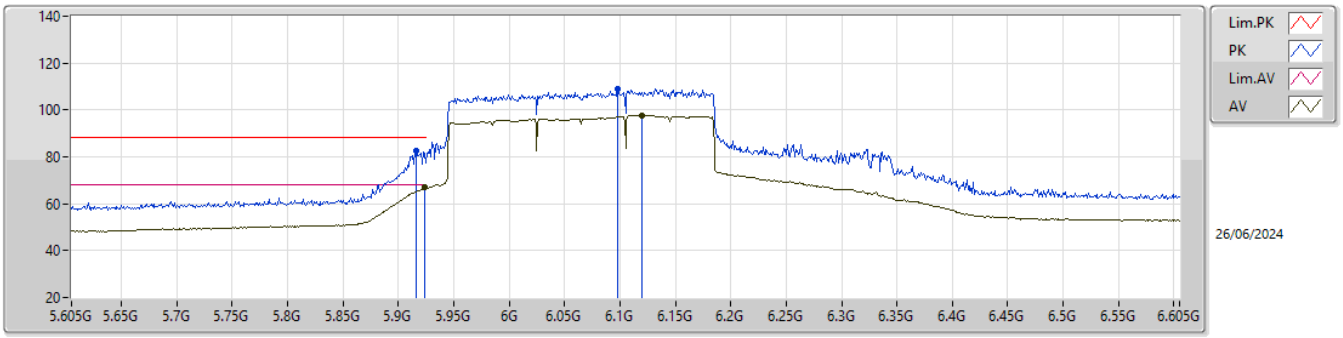

EUT Y_1TX
Setting 20
05-R-R-7-10

Type	Freq	Level	Limit	Margin	Raw	Dist	Condition	Azimuth	Height	Comment	AF	CL	PA
	(Hz)	(dBuV/m)	(dBuV/m)	(dB)	(dBuV)	(m)		(°)	(m)		(dB)	(dB)	(dB)
PK	5.916G	82.65	88.20	-5.55	75.82	3	Horizontal	347	2.94	-	34.30	8.11	35.58
RMS	5.924G	66.89	68.20	-1.31	60.06	3	Horizontal	347	2.94	-	34.30	8.11	35.58
PK	6.098G	108.85	Inf	-Inf	101.88	3	Horizontal	347	2.94	-	34.20	8.19	35.42
RMS	6.12G	97.78	Inf	-Inf	90.71	3	Horizontal	347	2.94	-	34.24	8.20	35.37

5.925-6.425GHz_802.11be EHT320_Nss1,(MCS0),3xRU996 CP 4_1TX

6105MHz_TX

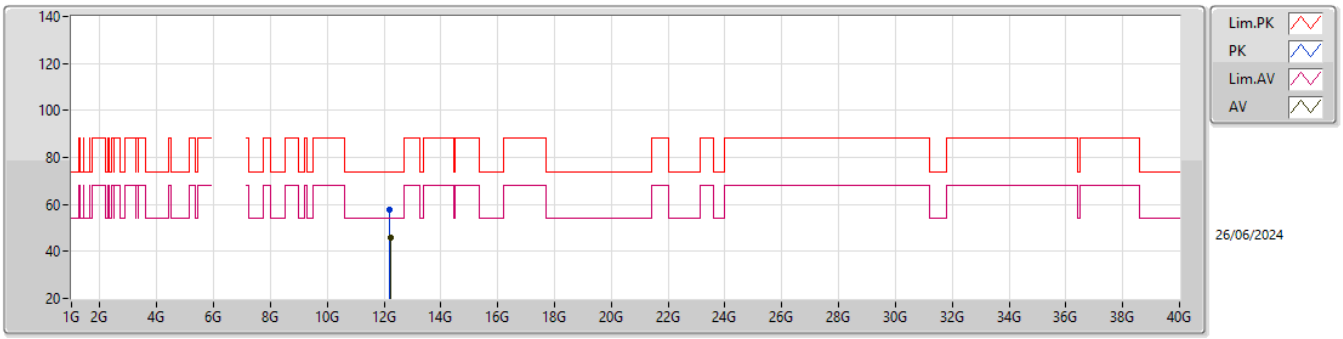

EUT Y_1TX
Setting 20
05-R-Y-1

Type	Freq	Level	Limit	Margin	Raw	Dist	Condition	Azimuth	Height	Comment	AF	CL	PA
	(Hz)	(dBuV/m)	(dBuV/m)	(dB)	(dBuV)	(m)		(°)	(m)		(dB)	(dB)	(dB)
PK	12.21102G	58.00	74.00	-16.00	40.99	3	Vertical	116	1.91	-	39.10	11.14	33.23
AV	12.21909G	45.83	54.00	-8.17	28.80	3	Vertical	116	1.91	-	39.10	11.15	33.22

5.925-6.425GHz_802.11be EHT320_Nss1,(MCS0),3xRU996 CP 4_1TX

6105MHz_TX

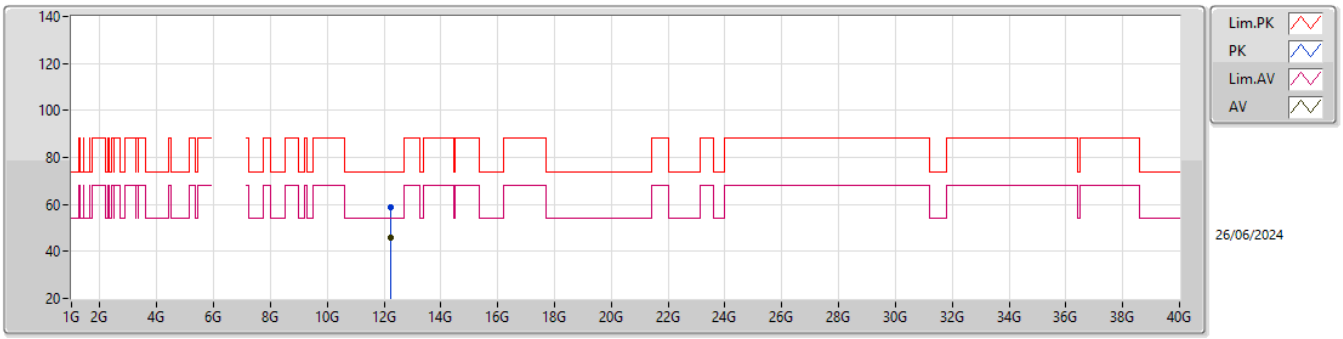

EUT Y_1TX
Setting 20
05-R-Y-1

Type	Freq	Level	Limit	Margin	Raw	Dist	Condition	Azimuth	Height	Comment	AF	CL	PA
	(Hz)	(dBuV/m)	(dBuV/m)	(dB)	(dBuV)	(m)		(°)	(m)		(dB)	(dB)	(dB)
PK	12.2193G	58.88	74.00	-15.12	41.85	3	Horizontal	85	2.37	-	39.10	11.15	33.22
AV	12.21339G	45.84	54.00	-8.16	28.82	3	Horizontal	85	2.37	-	39.10	11.14	33.22

5.925-6.425GHz_802.11be EHT320_Nss1,(MCS0),3xRU996 CP 4_1TX

6105MHz_TX

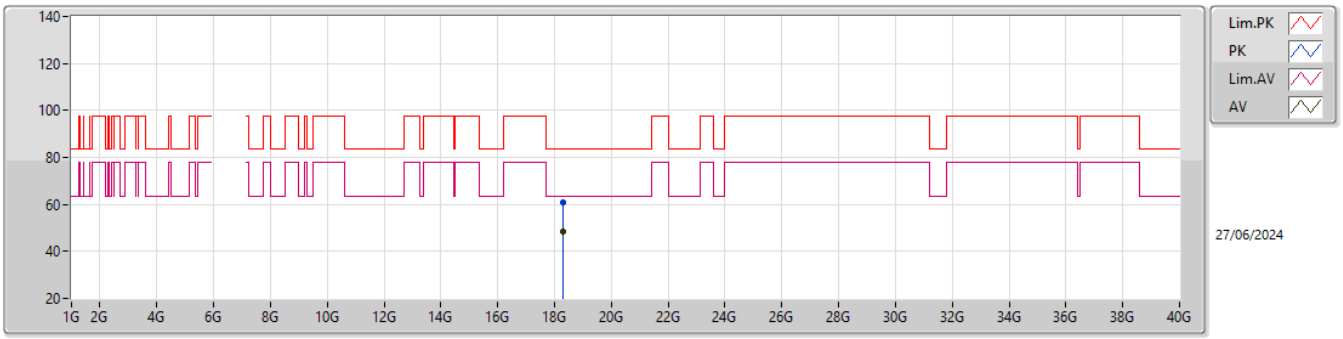

EUT Y_1TX
Setting 20
05-R-Y-1

Type	Freq	Level	Limit	Margin	Raw	Dist	Condition	Azimuth	Height	Comment	AF	CL	PA
	(Hz)	(dBuV/m)	(dBuV/m)	(dB)	(dBuV)	(m)		(°)	(m)		(dB)	(dB)	(dB)
PK	18.30612G	60.65	83.54	-22.89	57.46	1	Vertical	122	1.58	-	37.50	15.28	49.59
AV	18.3006G	48.27	63.54	-15.27	45.07	1	Vertical	122	1.58	-	37.50	15.28	49.58

5.925-6.425GHz_802.11be EHT320_Nss1,(MCS0),3xRU996 CP 4_1TX

6105MHz_TX

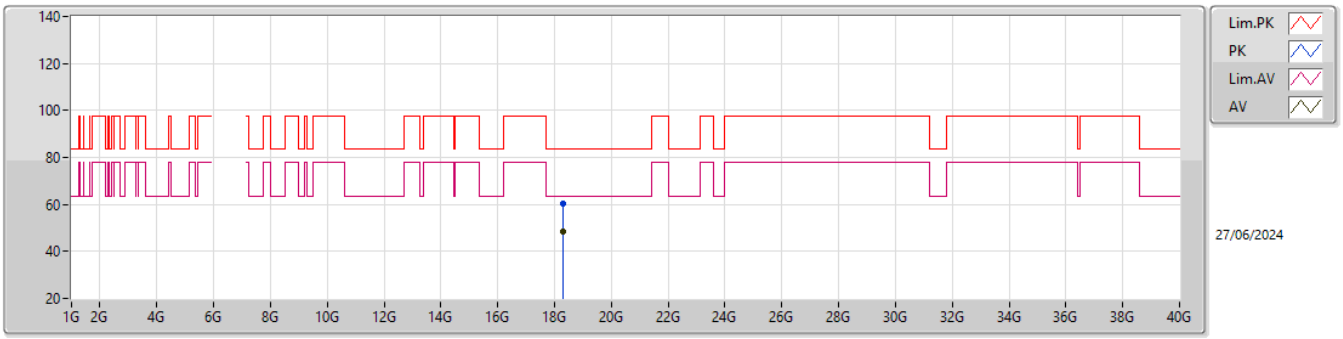

EUT Y_1TX
Setting 20
05-R-Y-1

Type	Freq	Level	Limit	Margin	Raw	Dist	Condition	Azimuth	Height	Comment	AF	CL	PA
	(Hz)	(dBuV/m)	(dBuV/m)	(dB)	(dBuV)	(m)		(°)	(m)		(dB)	(dB)	(dB)
PK	18.30579G	60.23	83.54	-23.31	57.04	1	Horizontal	116	1.57	-	37.50	15.28	49.59
AV	18.30072G	48.27	63.54	-15.27	45.07	1	Horizontal	116	1.57	-	37.50	15.28	49.58

5.925-6.425GHz_802.11be EHT320_Nss1,(MCS0),2xRU996+RU484 CP 6_1TX

6105MHz_TX

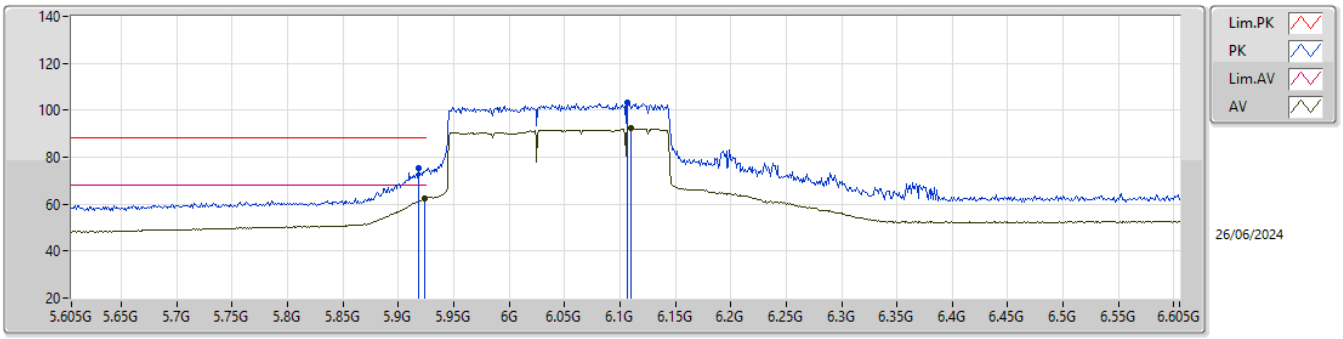

EUT Y_1TX
Setting 20.5
05-R-R-7-10

Type	Freq	Level	Limit	Margin	Raw	Dist	Condition	Azimuth	Height	Comment	AF	CL	PA
	(Hz)	(dBuV/m)	(dBuV/m)	(dB)	(dBuV)	(m)		(°)	(m)		(dB)	(dB)	(dB)
PK	5.918G	75.15	88.20	-13.05	68.32	3	Vertical	2	1.00	-	34.30	8.11	35.58
RMS	5.924G	62.24	68.20	-5.96	55.41	3	Vertical	2	1.00	-	34.30	8.11	35.58
PK	6.107G	103.49	Inf	-Inf	96.49	3	Vertical	2	1.00	-	34.21	8.19	35.40
RMS	6.11G	92.20	Inf	-Inf	85.18	3	Vertical	2	1.00	-	34.22	8.19	35.39

5.925-6.425GHz_802.11be EHT320_Nss1,(MCS0),2xRU996+RU484 CP 6_1TX

6105MHz_TX

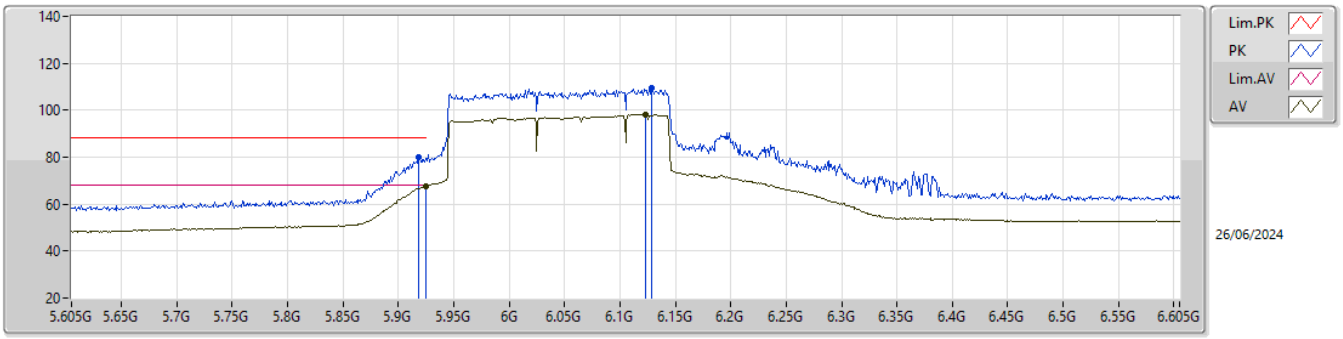

EUT Y_1TX
Setting 20.5
05-R-R-7-10

Type	Freq	Level	Limit	Margin	Raw	Dist	Condition	Azimuth	Height	Comment	AF	CL	PA
	(Hz)	(dBuV/m)	(dBuV/m)	(dB)	(dBuV)	(m)		(°)	(m)		(dB)	(dB)	(dB)
PK	5.918G	80.14	88.20	-8.06	73.31	3	Horizontal	344	2.94	-	34.30	8.11	35.58
RMS	5.925G	67.79	68.20	-0.41	60.96	3	Horizontal	344	2.94	-	34.30	8.11	35.58
PK	6.129G	109.64	Inf	-Inf	102.54	3	Horizontal	344	2.94	-	34.26	8.20	35.36
RMS	6.123G	98.06	Inf	-Inf	90.98	3	Horizontal	344	2.94	-	34.25	8.20	35.37

5.925-6.425GHz_802.11be EHT320_Nss1,(MCS0),2xRU996+RU484 CP 6_1TX

6105MHz_TX

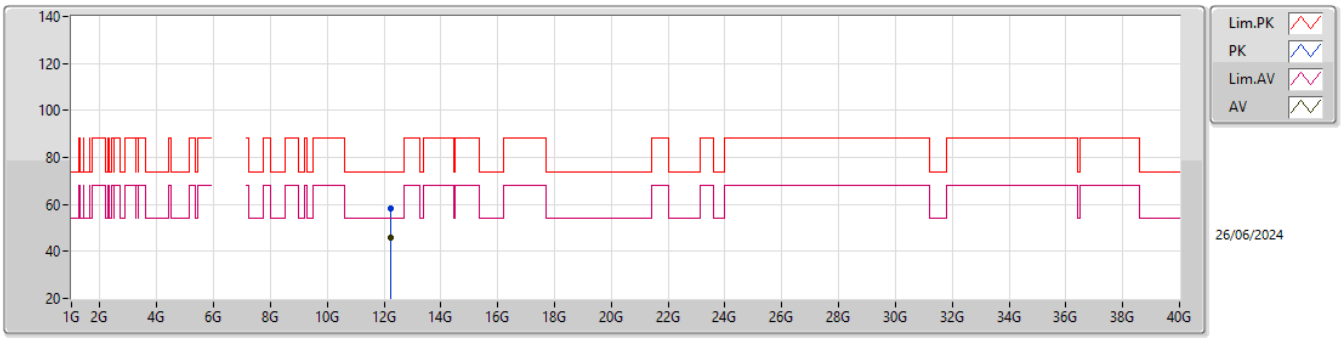

EUT Y_1TX
Setting 20.5
05-R-Y-1

Type	Freq	Level	Limit	Margin	Raw	Dist	Condition	Azimuth	Height	Comment	AF	CL	PA
	(Hz)	(dBuV/m)	(dBuV/m)	(dB)	(dBuV)	(m)		(°)	(m)		(dB)	(dB)	(dB)
PK	12.22158G	58.23	74.00	-15.77	41.20	3	Vertical	95	2.00	-	39.10	11.15	33.22
AV	12.21891G	45.83	54.00	-8.17	28.80	3	Vertical	95	2.00	-	39.10	11.15	33.22

5.925-6.425GHz_802.11be EHT320_Nss1,(MCS0),2xRU996+RU484 CP 6_1TX

6105MHz_TX

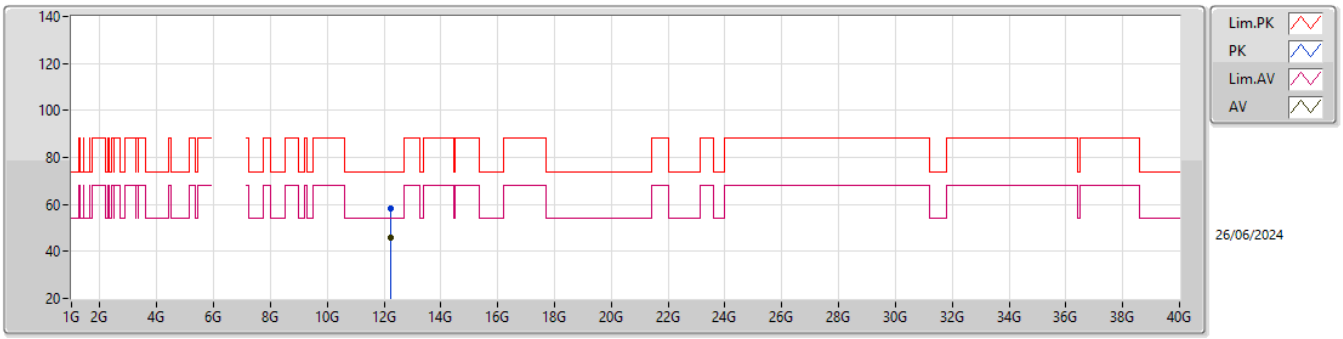

EUT Y_1TX
Setting 20.5
05-R-Y-1

Type	Freq	Level	Limit	Margin	Raw	Dist	Condition	Azimuth	Height	Comment	AF	CL	PA
	(Hz)	(dBuV/m)	(dBuV/m)	(dB)	(dBuV)	(m)		(°)	(m)		(dB)	(dB)	(dB)
PK	12.21933G	58.04	74.00	-15.96	41.01	3	Horizontal	350	1.02	-	39.10	11.15	33.22
AV	12.21483G	45.86	54.00	-8.14	28.84	3	Horizontal	350	1.02	-	39.10	11.14	33.22

5.925-6.425GHz_802.11be EHT320_Nss1,(MCS0),2xRU996+RU484 CP 6_1TX

6105MHz_TX

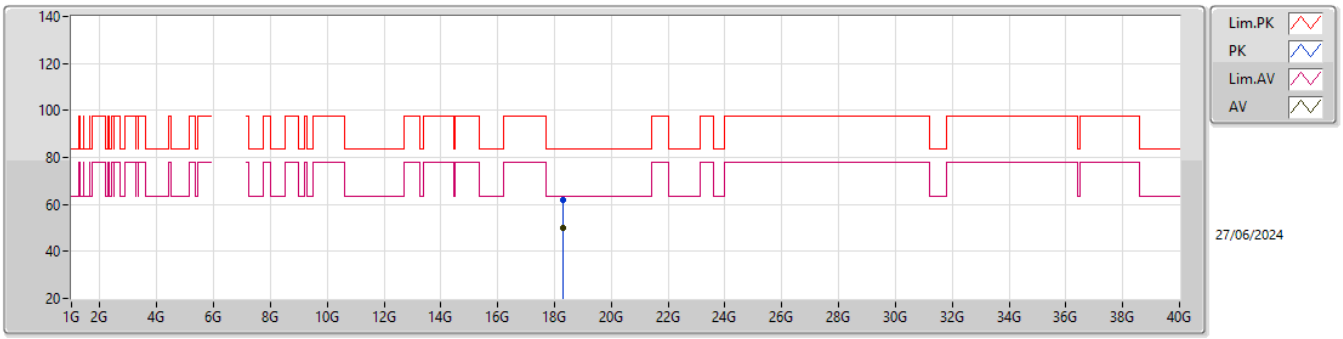

EUT Y_1TX
Setting 20.5
05-R-Y-1

Type	Freq	Level	Limit	Margin	Raw	Dist	Condition	Azimuth	Height	Comment	AF	CL	PA
	(Hz)	(dBuV/m)	(dBuV/m)	(dB)	(dBuV)	(m)		(°)	(m)		(dB)	(dB)	(dB)
PK	18.31293G	62.10	83.54	-21.44	58.91	1	Vertical	256	1.75	-	37.50	15.28	49.59
AV	18.30123G	50.07	63.54	-13.47	46.87	1	Vertical	256	1.75	-	37.50	15.28	49.58

5.925-6.425GHz_802.11be EHT320_Nss1,(MCS0),2xRU996+RU484 CP 6_1TX

6105MHz_TX

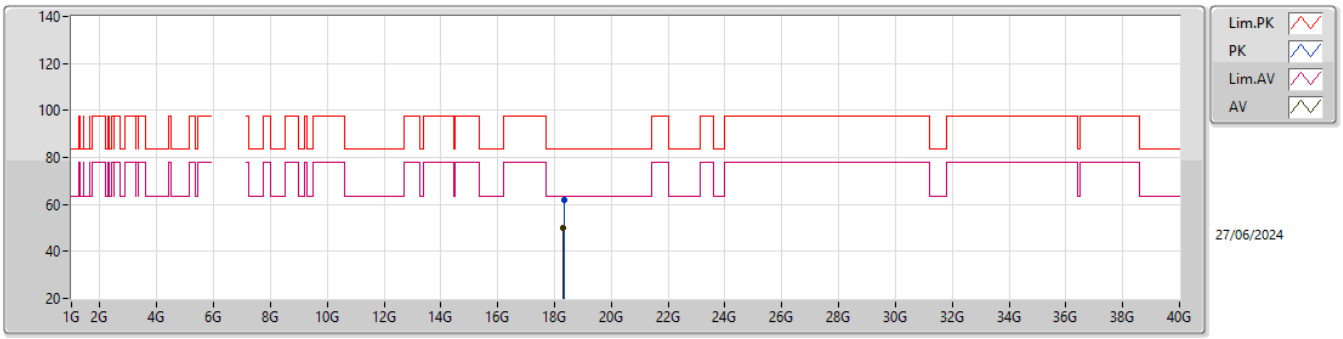

EUT Y_1TX
Setting 20.5
05-R-Y-1

Type	Freq	Level	Limit	Margin	Raw	Dist	Condition	Azimuth	Height	Comment	AF	CL	PA
	(Hz)	(dBuV/m)	(dBuV/m)	(dB)	(dBuV)	(m)		(°)	(m)		(dB)	(dB)	(dB)
PK	18.3234G	62.02	83.54	-21.52	58.84	1	Horizontal	203	2.19	-	37.50	15.28	49.60
AV	18.3G	50.17	63.54	-13.37	46.96	1	Horizontal	203	2.19	-	37.50	15.29	49.58

6.525-6.875GHz_802.11be EHT320_Nss1,(MCS0),3xRU996+RU484 CP 5_1TX

6905MHz Straddle 6.525-6.875GHz_TX

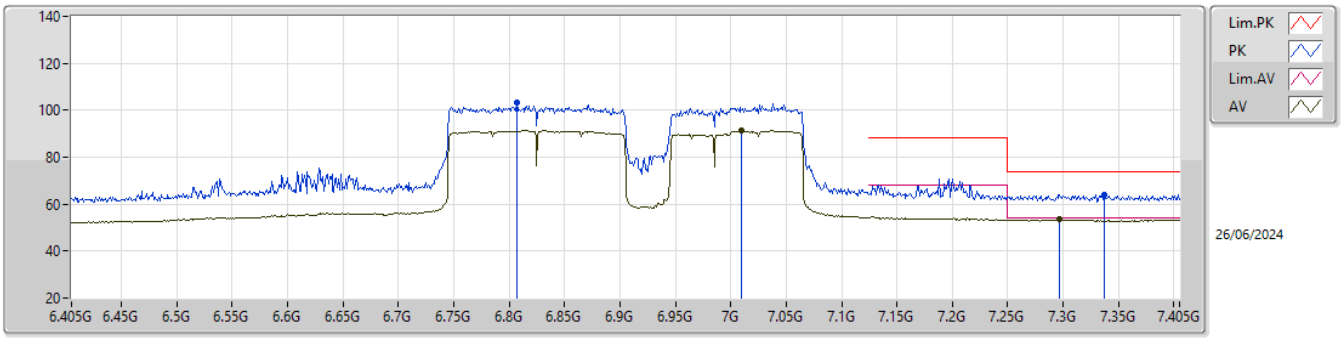

EUT Y_1TX
Setting 17.5
05-R-R-7-10

Type	Freq	Level	Limit	Margin	Raw	Dist	Condition	Azimuth	Height	Comment	AF	CL	PA
	(Hz)	(dBuV/m)	(dBuV/m)	(dB)	(dBuV)	(m)		(°)	(m)		(dB)	(dB)	(dB)
PK	6.807G	103.50	Inf	-Inf	94.01	3	Vertical	345	1.02	-	36.09	8.47	35.07
RMS	7.01G	91.43	Inf	-Inf	81.90	3	Vertical	345	1.02	-	36.24	8.61	35.32
PK	7.337G	64.21	74.00	-9.79	53.38	3	Vertical	345	1.02	-	36.95	8.61	34.73
RMS	7.297G	53.46	54.00	-0.54	42.56	3	Vertical	345	1.02	-	37.10	8.60	34.80

6.525-6.875GHz_802.11be EHT320_Nss1,(MCS0),3xRU996+RU484 CP 5_1TX

6905MHz Straddle 6.525-6.875GHz_TX

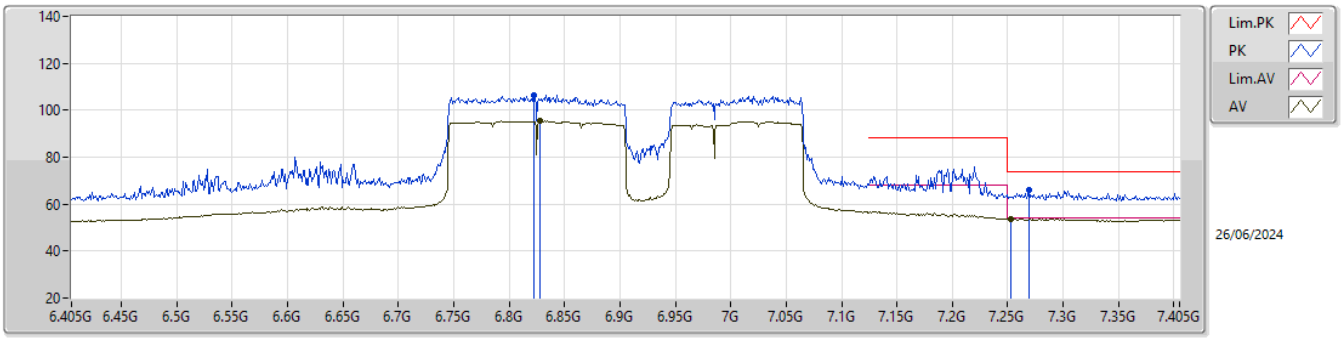

EUT Y_1TX
Setting 17.5
05-R-R-7-10

Type	Freq	Level	Limit	Margin	Raw	Dist	Condition	Azimuth	Height	Comment	AF	CL	PA
	(Hz)	(dBuV/m)	(dBuV/m)	(dB)	(dBuV)	(m)		(°)	(m)		(dB)	(dB)	(dB)
PK	6.822G	106.31	Inf	-Inf	96.86	3	Horizontal	356	1.01	-	36.06	8.48	35.09
RMS	6.828G	95.38	Inf	-Inf	85.96	3	Horizontal	356	1.01	-	36.04	8.48	35.10
PK	7.269G	66.05	74.00	-7.95	55.21	3	Horizontal	356	1.01	-	37.10	8.59	34.85
RMS	7.253G	53.75	54.00	-0.25	42.95	3	Horizontal	356	1.01	-	37.10	8.58	34.88

6.525-6.875GHz_802.11be EHT320_Nss1,(MCS0),3xRU996+RU484 CP 5_1TX

6905MHz Straddle 6.525-6.875GHz_TX

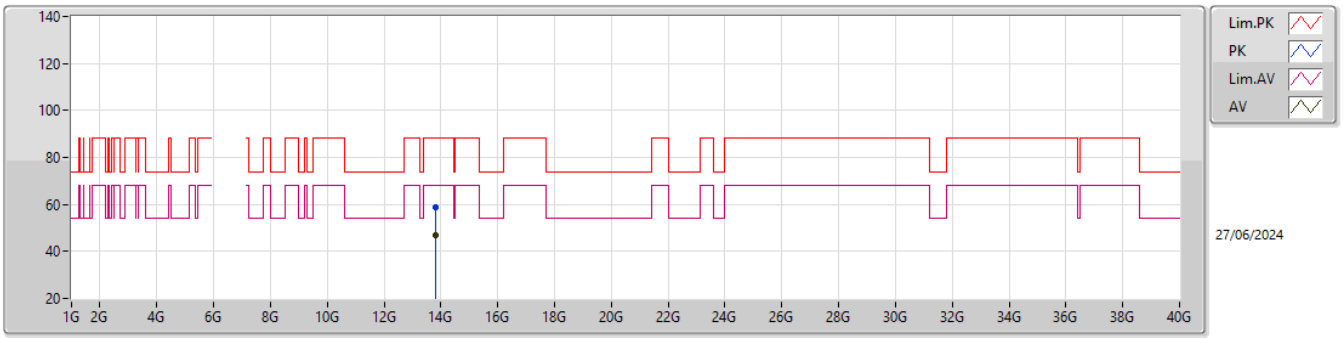

EUT Y_1TX
Setting 20.5
05-R-Y-1

Type	Freq	Level	Limit	Margin	Raw	Dist	Condition	Azimuth	Height	Comment	AF	CL	PA
	(Hz)	(dBuV/m)	(dBuV/m)	(dB)	(dBuV)	(m)		(°)	(m)		(dB)	(dB)	(dB)
PK	13.82269G	58.79	88.20	-29.41	40.28	3	Vertical	216	2.68	-	40.30	11.70	33.49
RMS	13.82419G	46.90	68.20	-21.30	28.39	3	Vertical	216	2.68	-	40.30	11.70	33.49

6.525-6.875GHz_802.11be EHT320_Nss1,(MCS0),3xRU996+RU484 CP 5_1TX

6905MHz Straddle 6.525-6.875GHz_TX

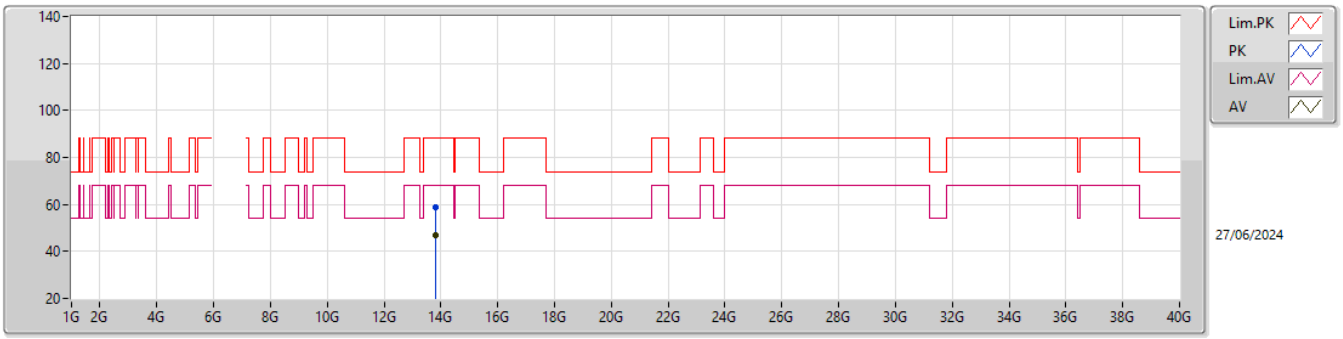

EUT Y_1TX
Setting 20.5
05-R-Y-1

Type	Freq	Level	Limit	Margin	Raw	Dist	Condition	Azimuth	Height	Comment	AF	CL	PA
	(Hz)	(dBuV/m)	(dBuV/m)	(dB)	(dBuV)	(m)		(°)	(m)		(dB)	(dB)	(dB)
PK	13.80985G	58.73	88.20	-29.47	40.23	3	Horizontal	258	2.81	-	40.30	11.69	33.49
RMS	13.82407G	46.82	68.20	-21.38	28.31	3	Horizontal	258	2.81	-	40.30	11.70	33.49

6.525-6.875GHz_802.11be EHT320_Nss1,(MCS0),3xRU996+RU484 CP 5_1TX

6905MHz Straddle 6.525-6.875GHz_TX

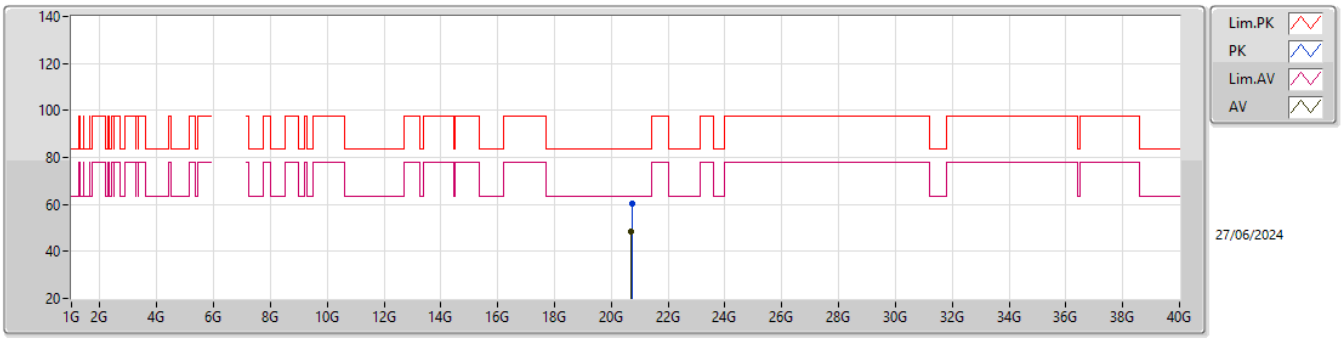

EUT Y_1TX
Setting 20.5
05-R-Y-1

Type	Freq	Level	Limit	Margin	Raw	Dist	Condition	Azimuth	Height	Comment	AF	CL	PA
	(Hz)	(dBuV/m)	(dBuV/m)	(dB)	(dBuV)	(m)		(°)	(m)		(dB)	(dB)	(dB)
PK	20.71458G	60.30	83.54	-23.24	55.69	1	Vertical	37	2.68	-	37.87	15.77	49.03
AV	20.70813G	48.67	63.54	-14.87	44.05	1	Vertical	37	2.68	-	37.88	15.77	49.03

6.525-6.875GHz_802.11be EHT320_Nss1,(MCS0),3xRU996+RU484 CP 5_1TX

6905MHz Straddle 6.525-6.875GHz_TX

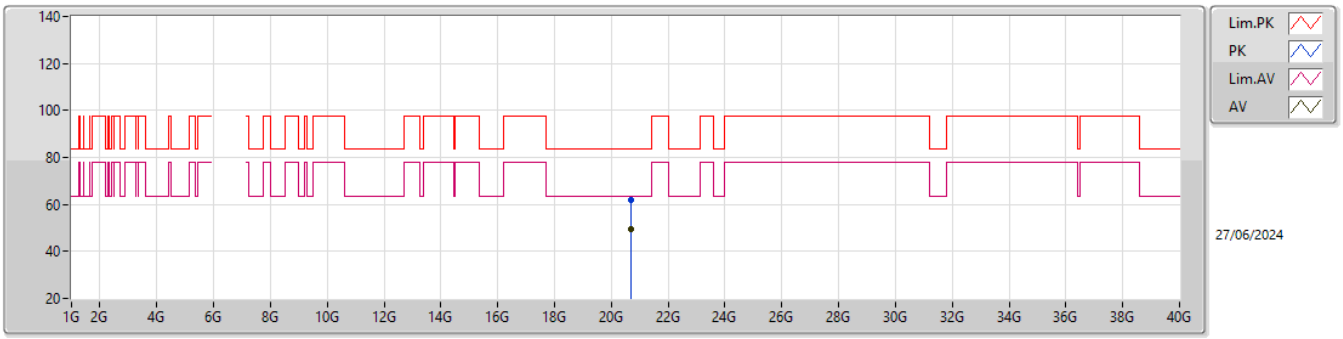

EUT Y_1TX
Setting 20.5
05-R-Y-1

Type	Freq	Level	Limit	Margin	Raw	Dist	Condition	Azimuth	Height	Comment	AF	CL	PA
	(Hz)	(dBuV/m)	(dBuV/m)	(dB)	(dBuV)	(m)		(°)	(m)		(dB)	(dB)	(dB)
PK	20.70738G	61.64	83.54	-21.90	57.01	1	Horizontal	279	2.15	-	37.89	15.77	49.03
AV	20.71089G	49.66	63.54	-13.88	45.04	1	Horizontal	279	2.15	-	37.88	15.77	49.03

6.525-6.875GHz_802.11be EHT320_Nss1,(MCS0),3xRU996 CP 2_1TX

6905MHz Straddle 6.525-6.875GHz_TX

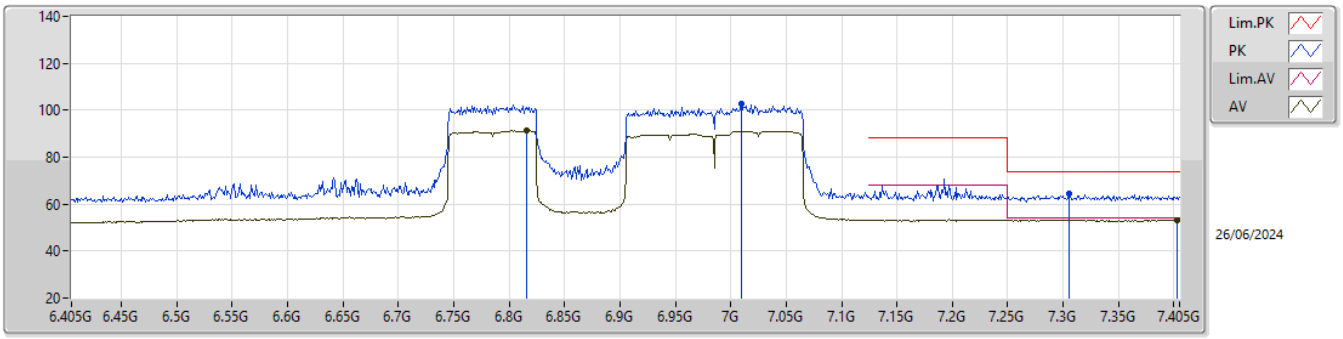

EUT Y_1TX
Setting 17
05-R-R-7-10

Type	Freq	Level	Limit	Margin	Raw	Dist	Condition	Azimuth	Height	Comment	AF	CL	PA
	(Hz)	(dBuV/m)	(dBuV/m)	(dB)	(dBuV)	(m)		(°)	(m)		(dB)	(dB)	(dB)
PK	7.01G	102.93	Inf	-Inf	93.40	3	Vertical	344	1.01	-	36.24	8.61	35.32
RMS	6.816G	91.30	Inf	-Inf	81.84	3	Vertical	344	1.01	-	36.07	8.47	35.08
PK	7.305G	64.26	74.00	-9.74	53.36	3	Vertical	344	1.01	-	37.08	8.60	34.78
RMS	7.403G	53.33	54.00	-0.67	42.70	3	Vertical	344	1.01	-	36.59	8.65	34.61

6.525-6.875GHz_802.11be EHT320_Nss1,(MCS0),3xRU996 CP 2_1TX

6905MHz Straddle 6.525-6.875GHz_TX

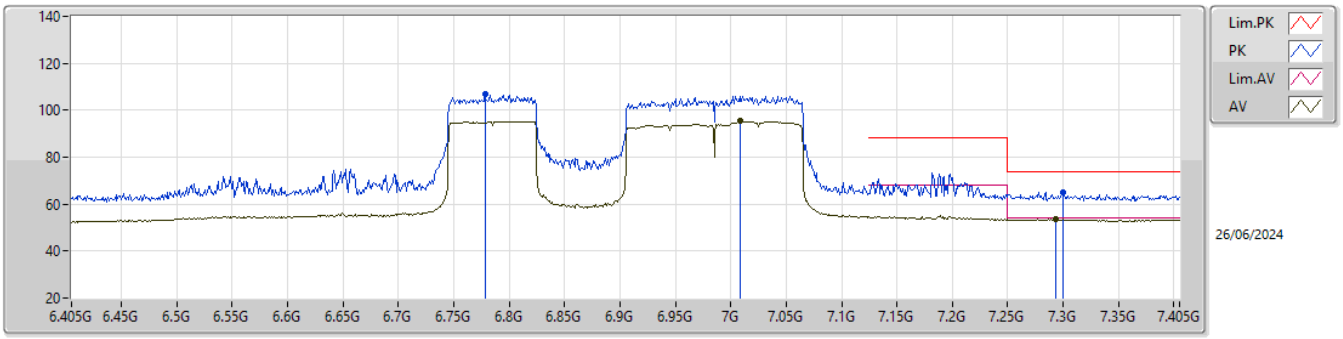

EUT Y_1TX
Setting 17
05-R-R-7-10

Type	Freq	Level	Limit	Margin	Raw	Dist	Condition	Azimuth	Height	Comment	AF	CL	PA
	(Hz)	(dBuV/m)	(dBuV/m)	(dB)	(dBuV)	(m)		(°)	(m)		(dB)	(dB)	(dB)
PK	6.778G	106.83	Inf	-Inf	97.28	3	Horizontal	0	1.00	-	36.14	8.43	35.02
RMS	7.009G	95.26	Inf	-Inf	85.73	3	Horizontal	0	1.00	-	36.24	8.61	35.32
PK	7.3G	65.18	74.00	-8.82	54.27	3	Horizontal	0	1.00	-	37.10	8.60	34.79
RMS	7.293G	53.63	54.00	-0.37	42.74	3	Horizontal	0	1.00	-	37.10	8.60	34.81

6.525-6.875GHz_802.11be EHT320_Nss1,(MCS0),3xRU996 CP 2_1TX

6905MHz Straddle 6.525-6.875GHz_TX

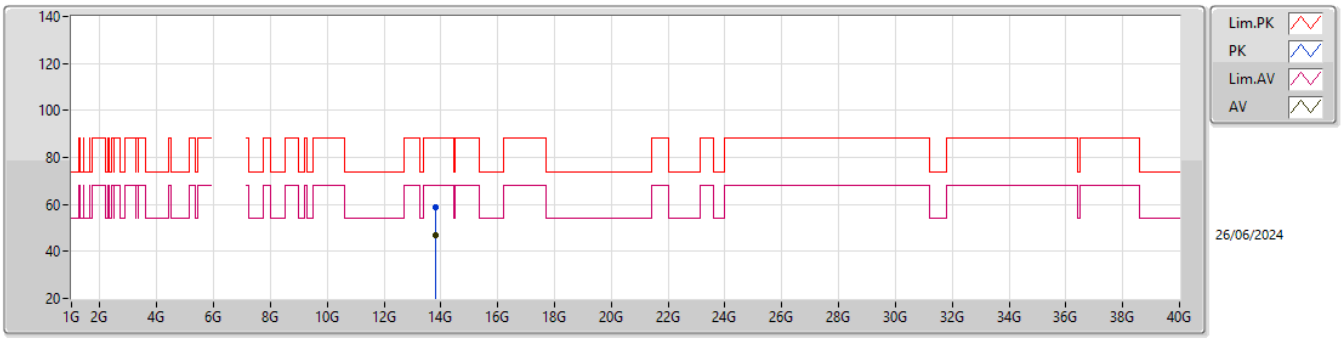

EUT Y_1TX
Setting 17
05-R-Y-1

Type	Freq	Level	Limit	Margin	Raw	Dist	Condition	Azimuth	Height	Comment	AF	CL	PA
	(Hz)	(dBuV/m)	(dBuV/m)	(dB)	(dBuV)	(m)		(°)	(m)		(dB)	(dB)	(dB)
PK	13.82497G	58.64	88.20	-29.56	40.13	3	Vertical	270	1.30	-	40.30	11.70	33.49
RMS	13.82401G	46.90	68.20	-21.30	28.39	3	Vertical	270	1.30	-	40.30	11.70	33.49

6.525-6.875GHz_802.11be EHT320_Nss1,(MCS0),3xRU996 CP 2_1TX

6905MHz Straddle 6.525-6.875GHz_TX

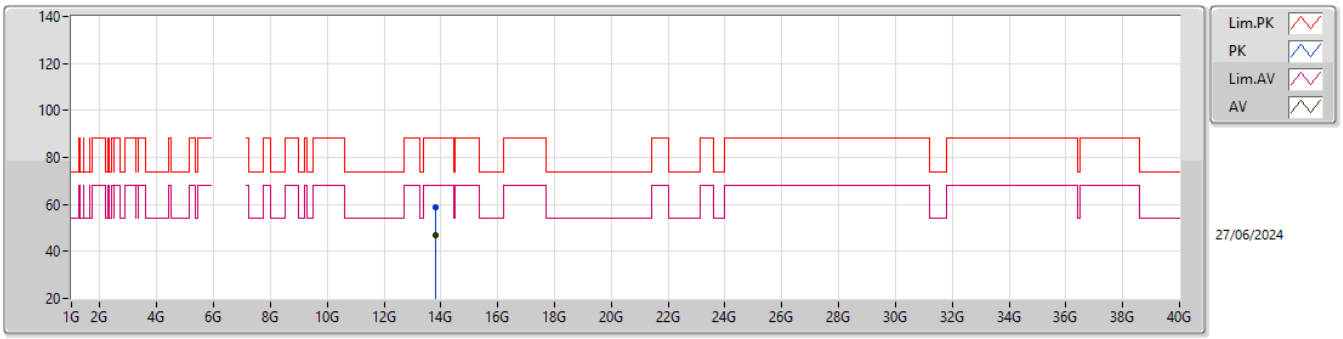

EUT Y_1TX
Setting 17
05-R-Y-1

Type	Freq	Level	Limit	Margin	Raw	Dist	Condition	Azimuth	Height	Comment	AF	CL	PA
	(Hz)	(dBuV/m)	(dBuV/m)	(dB)	(dBuV)	(m)		(°)	(m)		(dB)	(dB)	(dB)
PK	13.80115G	58.91	88.20	-29.29	40.41	3	Horizontal	100	2.76	-	40.30	11.69	33.49
RMS	13.82392G	46.81	68.20	-21.39	28.30	3	Horizontal	100	2.76	-	40.30	11.70	33.49

6.525-6.875GHz_802.11be EHT320_Nss1,(MCS0),3xRU996 CP 2_1TX

6905MHz Straddle 6.525-6.875GHz_TX

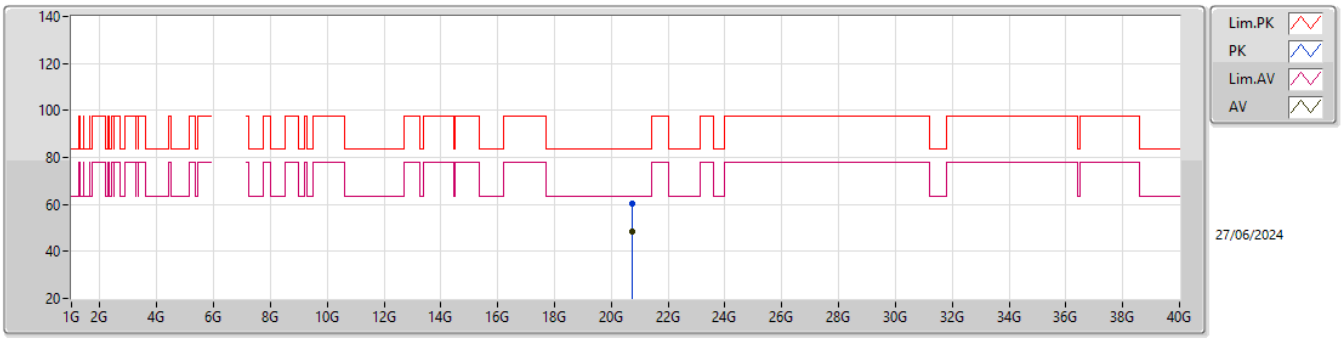

EUT Y_1TX
Setting 17
05-R-Y-1

Type	Freq	Level	Limit	Margin	Raw	Dist	Condition	Azimuth	Height	Comment	AF	CL	PA
	(Hz)	(dBuV/m)	(dBuV/m)	(dB)	(dBuV)	(m)		(°)	(m)		(dB)	(dB)	(dB)
PK	20.71821G	60.17	83.54	-23.37	55.57	1	Vertical	250	1.92	-	37.86	15.77	49.03
AV	20.71623G	48.63	63.54	-14.91	44.02	1	Vertical	250	1.92	-	37.87	15.77	49.03

6.525-6.875GHz_802.11be EHT320_Nss1,(MCS0),3xRU996 CP 2_1TX

6905MHz Straddle 6.525-6.875GHz_TX

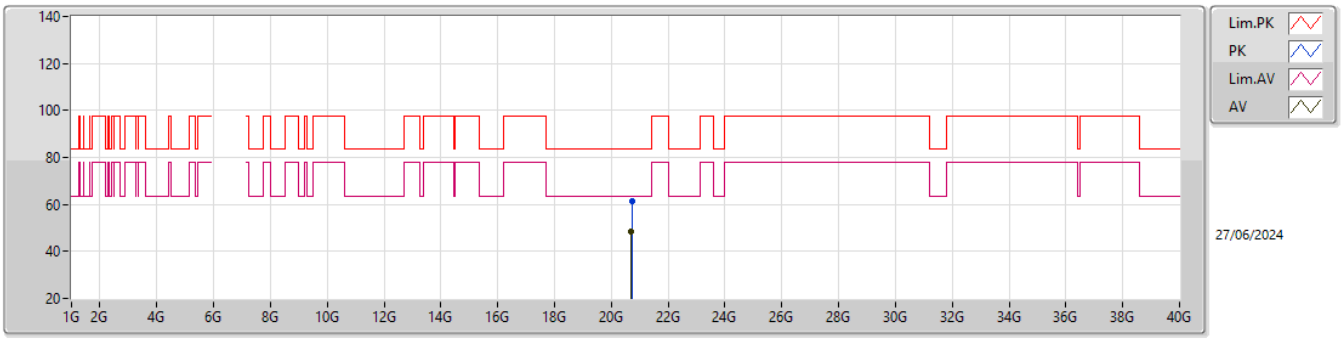

EUT Y_1TX
Setting 17
05-R-Y-1

Type	Freq	Level	Limit	Margin	Raw	Dist	Condition	Azimuth	Height	Comment	AF	CL	PA
	(Hz)	(dBuV/m)	(dBuV/m)	(dB)	(dBuV)	(m)		(°)	(m)		(dB)	(dB)	(dB)
PK	20.72361G	61.44	83.54	-22.10	56.83	1	Horizontal	100	1.43	-	37.85	15.78	49.02
AV	20.70783G	48.67	63.54	-14.87	44.05	1	Horizontal	100	1.43	-	37.88	15.77	49.03

6.525-6.875GHz_802.11be EHT320_Nss1,(MCS0),2xRU996+RU484 CP 10_1TX

6905MHz Straddle 6.525-6.875GHz_TX

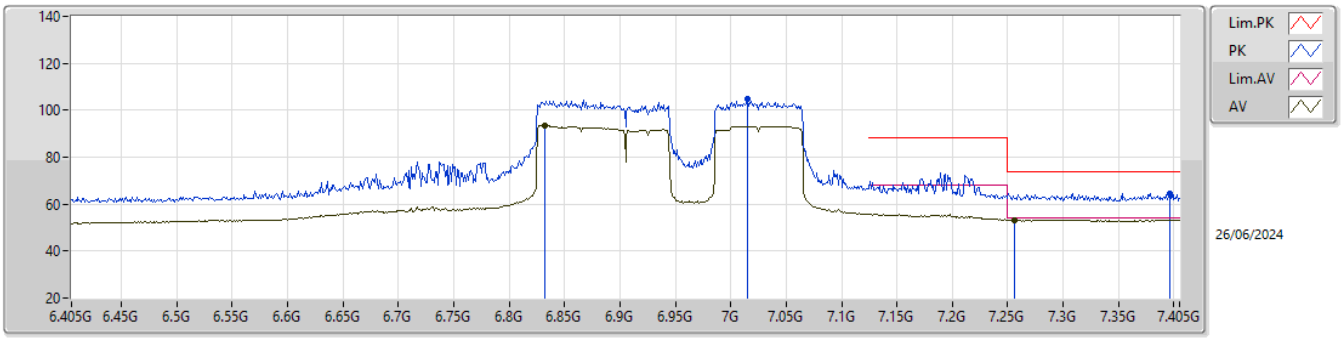

EUT Y_1TX
Setting 18
05-R-R-7-10

Type	Freq	Level	Limit	Margin	Raw	Dist	Condition	Azimuth	Height	Comment	AF	CL	PA
	(Hz)	(dBuV/m)	(dBuV/m)	(dB)	(dBuV)	(m)		(°)	(m)		(dB)	(dB)	(dB)
PK	7.015G	104.59	Inf	-Inf	95.03	3	Vertical	346	1.00	-	36.26	8.61	35.31
RMS	6.832G	93.44	Inf	-Inf	84.02	3	Vertical	346	1.00	-	36.04	8.48	35.10
PK	7.396G	64.68	74.00	-9.32	54.04	3	Vertical	346	1.00	-	36.62	8.64	34.62
RMS	7.256G	53.35	54.00	-0.65	42.54	3	Vertical	346	1.00	-	37.10	8.58	34.87

6.525-6.875GHz_802.11be EHT320_Nss1,(MCS0),2xRU996+RU484 CP 10_1TX

6905MHz Straddle 6.525-6.875GHz_TX

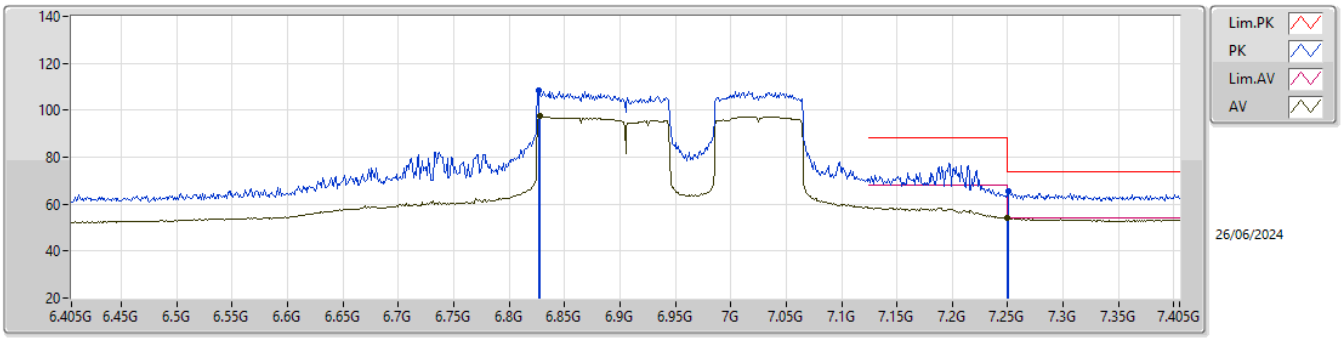

EUT Y_1TX
Setting 18
05-R-R-7-10

Type	Freq	Level	Limit	Margin	Raw	Dist	Condition	Azimuth	Height	Comment	AF	CL	PA
	(Hz)	(dBuV/m)	(dBuV/m)	(dB)	(dBuV)	(m)		(°)	(m)		(dB)	(dB)	(dB)
PK	6.827G	108.43	Inf	-Inf	98.99	3	Horizontal	358	1.01	-	36.05	8.48	35.09
RMS	6.828G	97.35	Inf	-Inf	87.93	3	Horizontal	358	1.01	-	36.04	8.48	35.10
PK	7.251G	65.32	74.00	-8.68	54.52	3	Horizontal	358	1.01	-	37.10	8.58	34.88
RMS	7.25G	53.90	54.00	-0.10	43.10	3	Horizontal	358	1.01	-	37.10	8.58	34.88

6.525-6.875GHz_802.11be EHT320_Nss1,(MCS0),2xRU996+RU484 CP 10_1TX

6905MHz Straddle 6.525-6.875GHz_TX

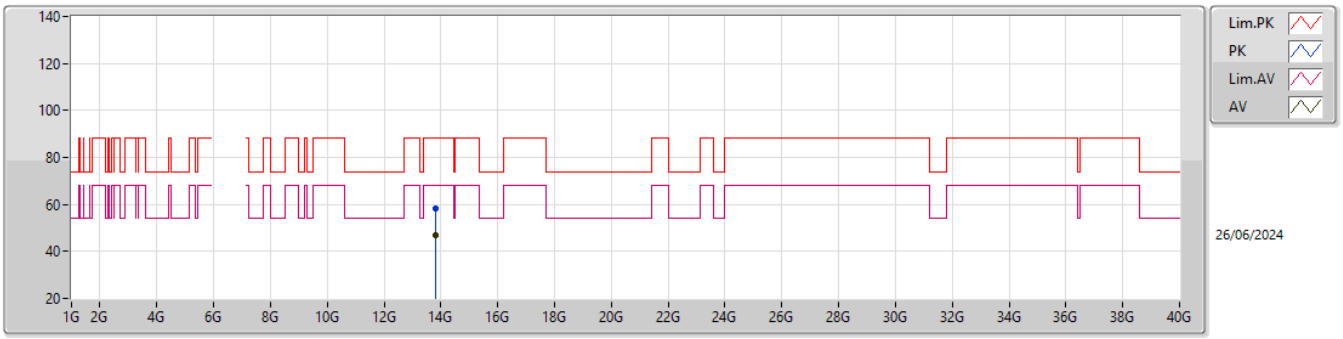

EUT Y_1TX
Setting 18
05-R-Y-1

Type	Freq	Level	Limit	Margin	Raw	Dist	Condition	Azimuth	Height	Comment	AF	CL	PA
	(Hz)	(dBuV/m)	(dBuV/m)	(dB)	(dBuV)	(m)		(°)	(m)		(dB)	(dB)	(dB)
PK	13.80199G	58.02	88.20	-30.18	39.52	3	Vertical	66	1.60	-	40.30	11.69	33.49
RMS	13.82398G	46.90	68.20	-21.30	28.39	3	Vertical	66	1.60	-	40.30	11.70	33.49

6.525-6.875GHz_802.11be EHT320_Nss1,(MCS0),2xRU996+RU484 CP 10_1TX

6905MHz Straddle 6.525-6.875GHz_TX

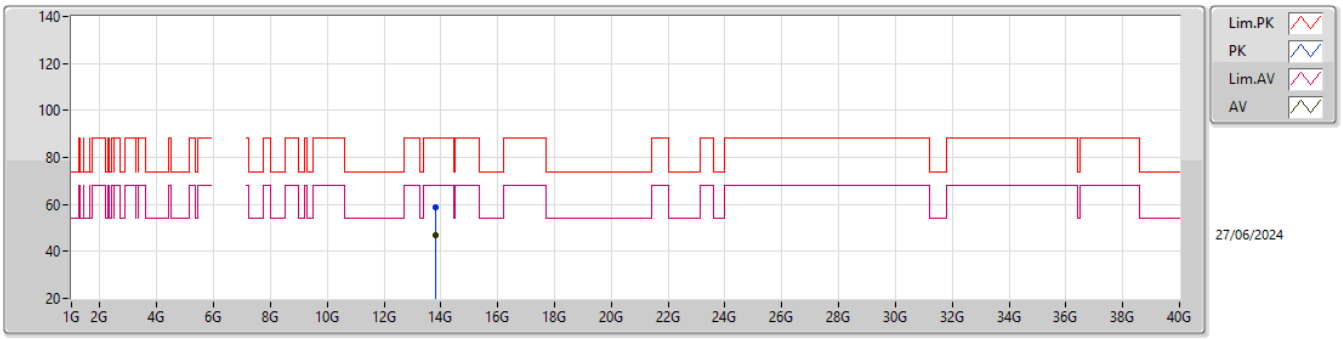

EUT Y_1TX
Setting 18
05-R-Y-1

Type	Freq	Level	Limit	Margin	Raw	Dist	Condition	Azimuth	Height	Comment	AF	CL	PA
	(Hz)	(dBuV/m)	(dBuV/m)	(dB)	(dBuV)	(m)		(°)	(m)		(dB)	(dB)	(dB)
PK	13.8235G	58.63	88.20	-29.57	40.12	3	Horizontal	126	1.46	-	40.30	11.70	33.49
RMS	13.82329G	46.97	68.20	-21.23	28.46	3	Horizontal	126	1.46	-	40.30	11.70	33.49

6.525-6.875GHz_802.11be EHT320_Nss1,(MCS0),2xRU996+RU484 CP 10_1TX

6905MHz Straddle 6.525-6.875GHz_TX

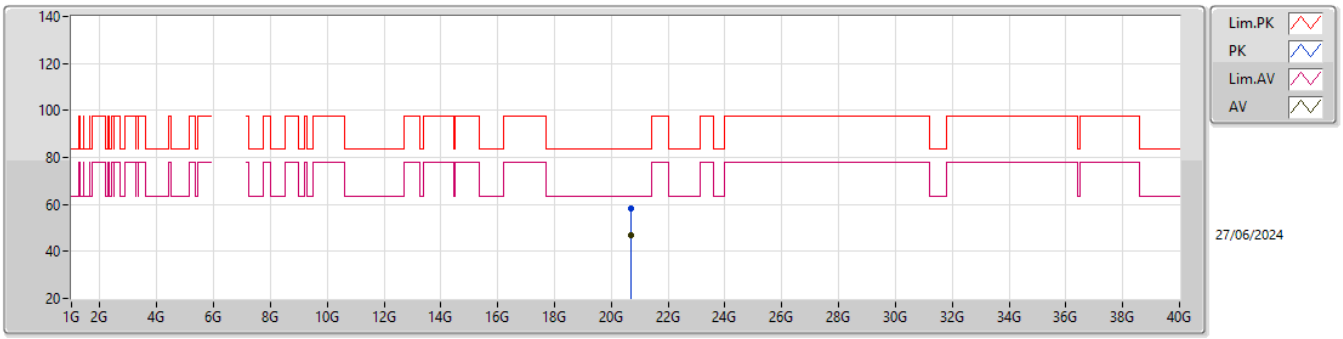

EUT Y_1TX
Setting 18
05-R-Y-1

Type	Freq	Level	Limit	Margin	Raw	Dist	Condition	Azimuth	Height	Comment	AF	CL	PA
	(Hz)	(dBuV/m)	(dBuV/m)	(dB)	(dBuV)	(m)		(°)	(m)		(dB)	(dB)	(dB)
PK	20.71212G	58.53	83.54	-25.01	53.91	1	Vertical	121	2.15	-	37.88	15.77	49.03
AV	20.70429G	46.69	63.54	-16.85	42.07	1	Vertical	121	2.15	-	37.89	15.76	49.03

6.525-6.875GHz_802.11be EHT320_Nss1,(MCS0),2xRU996+RU484 CP 10_1TX

6905MHz Straddle 6.525-6.875GHz_TX

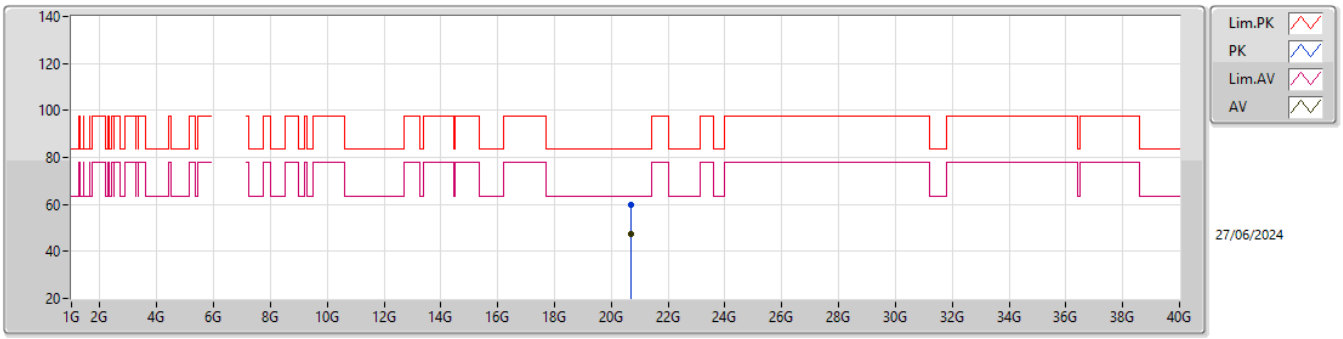

EUT Y_1TX
Setting 18
05-R-Y-1

Type	Freq	Level	Limit	Margin	Raw	Dist	Condition	Azimuth	Height	Comment	AF	CL	PA
	(Hz)	(dBuV/m)	(dBuV/m)	(dB)	(dBuV)	(m)		(°)	(m)		(dB)	(dB)	(dB)
PK	20.7045G	59.69	83.54	-23.85	55.07	1	Horizontal	131	1.73	-	37.89	15.76	49.03
AV	20.70855G	47.67	63.54	-15.87	43.05	1	Horizontal	131	1.73	-	37.88	15.77	49.03

5.925-6.425GHz_802.11be EHT80_Nss1,(MCS0),RU484+RU242 CP 4_2TX

5985MHz_TX

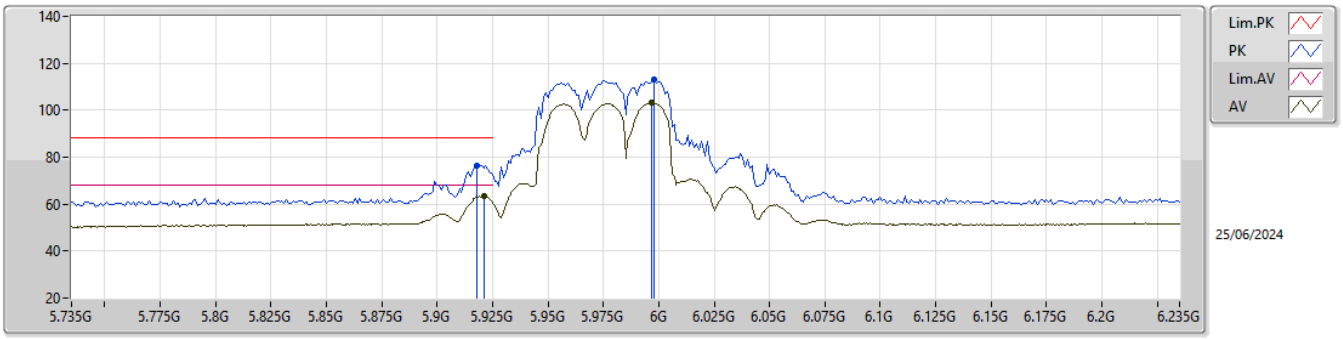

EUT Y_2TX
Setting 18.5
05-R-R-7-10

Type	Freq	Level	Limit	Margin	Raw	Dist	Condition	Azimuth	Height	Comment	AF	CL	PA
	(Hz)	(dBuV/m)	(dBuV/m)	(dB)	(dBuV)	(m)		(°)	(m)		(dB)	(dB)	(dB)
PK	5.918G	76.53	88.20	-11.67	70.00	3	Vertical	354	1.01	-	34.00	8.11	35.58
RMS	5.921G	63.66	68.20	-4.54	57.13	3	Vertical	354	1.01	-	34.00	8.11	35.58
PK	5.998G	112.99	Inf	-Inf	106.54	3	Vertical	354	1.01	-	33.90	8.16	35.61
RMS	5.997G	103.24	Inf	-Inf	96.78	3	Vertical	354	1.01	-	33.91	8.16	35.61

5.925-6.425GHz_802.11be EHT80_Nss1,(MCS0),RU484+RU242 CP 4_2TX

5985MHz_TX

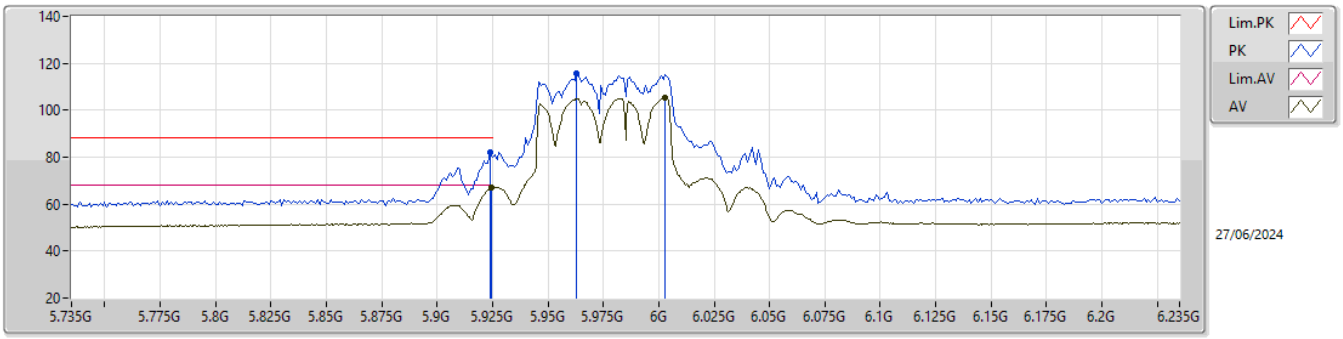

EUT Y_2TX
Setting 18.5
05-R-R-7-10

Type	Freq	Level	Limit	Margin	Raw	Dist	Condition	Azimuth	Height	Comment	AF	CL	PA
	(Hz)	(dBuV/m)	(dBuV/m)	(dB)	(dBuV)	(m)		(°)	(m)		(dB)	(dB)	(dB)
PK	5.924G	82.18	88.20	-6.02	75.50	3	Horizontal	353	2.64	-	34.15	8.11	35.58
RMS	5.9245G	66.96	68.20	-1.24	60.28	3	Horizontal	353	2.64	-	34.15	8.11	35.58
PK	5.963G	115.67	Inf	-Inf	109.03	3	Horizontal	353	2.64	-	34.10	8.14	35.60
RMS	6.003G	105.44	Inf	-Inf	98.77	3	Horizontal	353	2.64	-	34.11	8.16	35.60

5.925-6.425GHz_802.11be EHT80_Nss1,(MCS0),RU484+RU242 CP 4_2TX

5985MHz_TX

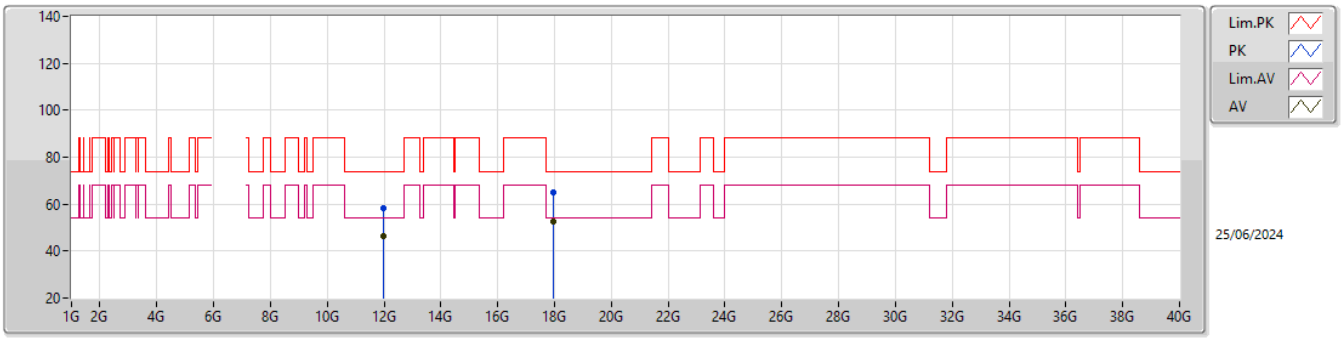

EUT Y_2TX
Setting 18.5
05-R-Y-1

Type	Freq	Level	Limit	Margin	Raw	Dist	Condition	Azimuth	Height	Comment	AF	CL	PA
	(Hz)	(dBuV/m)	(dBuV/m)	(dB)	(dBuV)	(m)		(°)	(m)		(dB)	(dB)	(dB)
PK	11.96112G	58.43	74.00	-15.57	42.28	3	Vertical	230	2.58	-	38.52	11.05	33.42
AV	11.97996G	46.37	54.00	-7.63	30.18	3	Vertical	230	2.58	-	38.56	11.06	33.43
PK	17.96622G	65.12	74.00	-8.88	41.43	3	Vertical	345	1.40	-	43.96	13.34	33.61
AV	17.9688G	52.74	54.00	-1.26	29.01	3	Vertical	345	1.40	-	43.99	13.35	33.61

5.925-6.425GHz_802.11be EHT80_Nss1,(MCS0),RU484+RU242 CP 4_2TX

5985MHz_TX

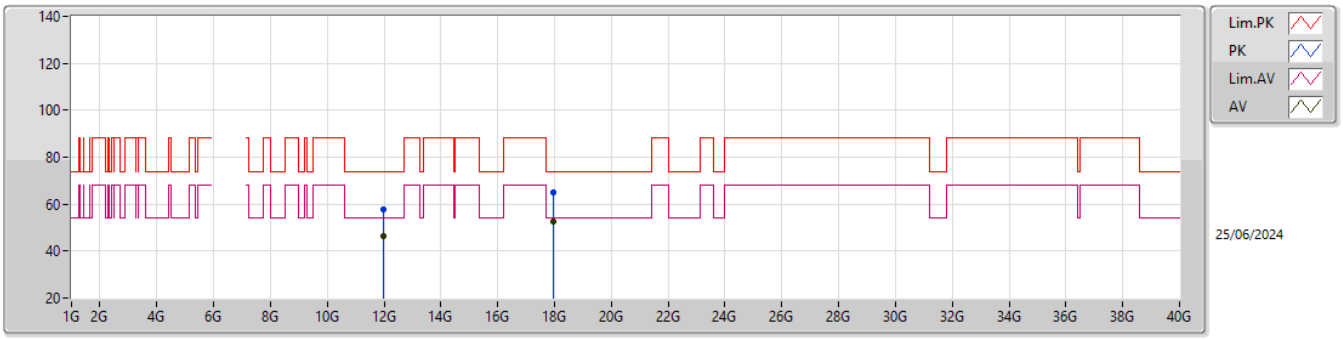

EUT Y_2TX
Setting 18.5
05-R-Y-1

Type	Freq	Level	Limit	Margin	Raw	Dist	Condition	Azimuth	Height	Comment	AF	CL	PA
	(Hz)	(dBuV/m)	(dBuV/m)	(dB)	(dBuV)	(m)		(°)	(m)		(dB)	(dB)	(dB)
PK	11.96436G	57.86	74.00	-16.14	41.70	3	Horizontal	81	1.47	-	38.53	11.05	33.42
AV	11.97984G	46.30	54.00	-7.70	30.11	3	Horizontal	81	1.47	-	38.56	11.06	33.43
PK	17.96214G	65.18	74.00	-8.82	41.52	3	Horizontal	264	1.76	-	43.92	13.34	33.60
AV	17.96778G	52.72	54.00	-1.28	29.00	3	Horizontal	264	1.76	-	43.98	13.35	33.61

5.925-6.425GHz_802.11be EHT80_Nss1,(MCS0),RU484+RU242 CP 4_2TX

5985MHz_TX

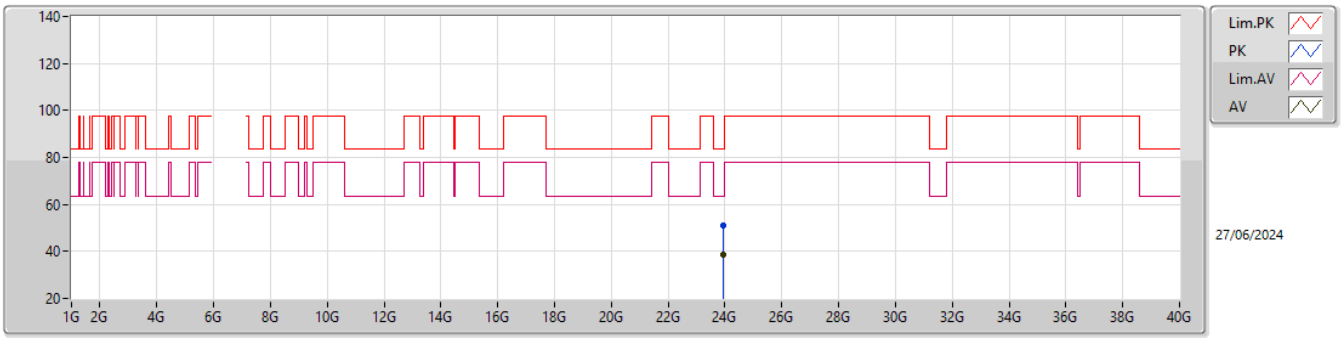

EUT Y_2TX
Setting 18.5
05-R-Y-1

Type	Freq	Level	Limit	Margin	Raw	Dist	Condition	Azimuth	Height	Comment	AF	CL	PA
	(Hz)	(dBuV/m)	(dBuV/m)	(dB)	(dBuV)	(m)		(°)	(m)		(dB)	(dB)	(dB)
PK	23.93535G	50.90	83.54	-32.64	41.77	1	Vertical	128	2.14	-	38.87	17.38	47.12
AV	23.93514G	38.46	63.54	-25.08	29.33	1	Vertical	128	2.14	-	38.87	17.38	47.12

5.925-6.425GHz_802.11be EHT80_Nss1,(MCS0),RU484+RU242 CP 4_2TX

5985MHz_TX

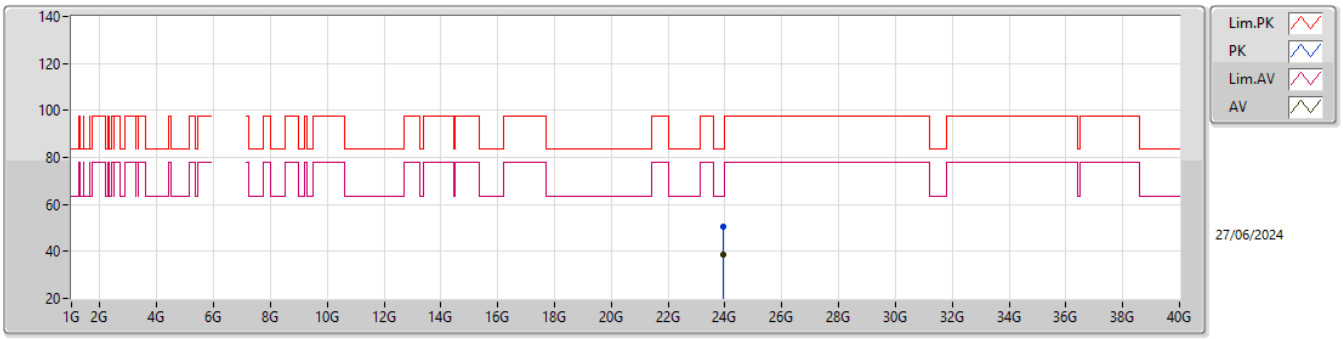

EUT Y_2TX
Setting 18.5
05-R-Y-1

Type	Freq	Level	Limit	Margin	Raw	Dist	Condition	Azimuth	Height	Comment	AF	CL	PA
	(Hz)	(dBuV/m)	(dBuV/m)	(dB)	(dBuV)	(m)		(°)	(m)		(dB)	(dB)	(dB)
PK	23.93139G	50.44	83.54	-33.10	41.32	1	Horizontal	345	1.35	-	38.86	17.38	47.12
AV	23.93337G	38.55	63.54	-24.99	29.42	1	Horizontal	345	1.35	-	38.87	17.38	47.12

6.875-7.125GHz_802.11be EHT80_Nss1,(MCS0),RU484+RU242 CP 2_2TX

7025MHz_TX

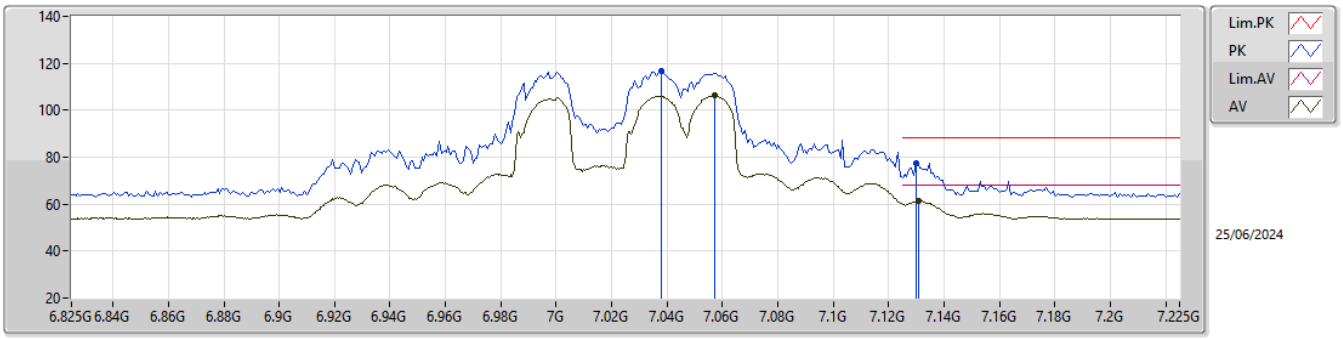

EUT Y_2TX
Setting 20
05-R-R-7-10

Type	Freq	Level	Limit	Margin	Raw	Dist	Condition	Azimuth	Height	Comment	AF	CL	PA
	(Hz)	(dBuV/m)	(dBuV/m)	(dB)	(dBuV)	(m)		(°)	(m)		(dB)	(dB)	(dB)
PK	7.0378G	116.64	Inf	-Inf	107.38	3	Vertical	352	1.01	-	35.93	8.60	35.27
RMS	7.057G	106.16	Inf	-Inf	96.76	3	Vertical	352	1.01	-	36.04	8.60	35.24
PK	7.1298G	77.34	88.20	-10.86	67.44	3	Vertical	352	1.01	-	36.42	8.58	35.10
RMS	7.131G	61.31	68.20	-6.89	51.41	3	Vertical	352	1.01	-	36.42	8.58	35.10

6.875-7.125GHz_802.11be EHT80_Nss1,(MCS0),RU484+RU242 CP 2_2TX

7025MHz_TX

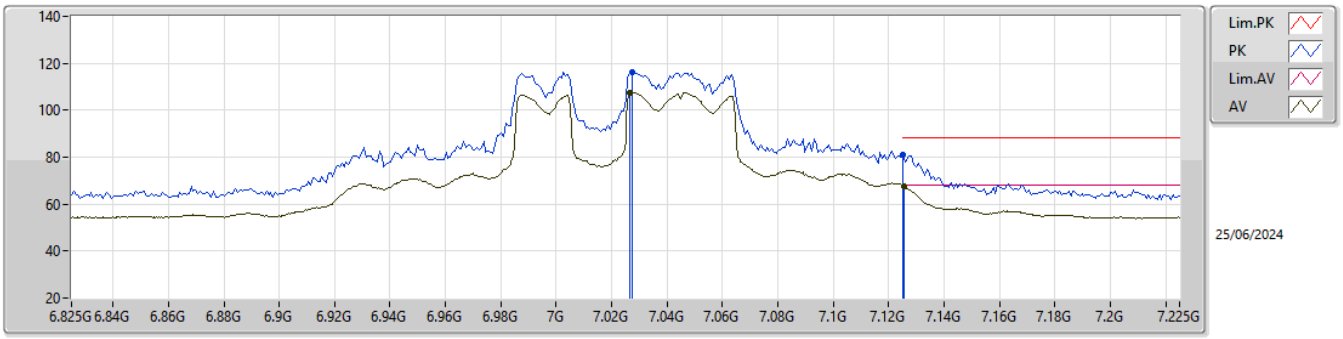

EUT Y_2TX
Setting 20
05-R-R-7-10

Type	Freq	Level	Limit	Margin	Raw	Dist	Condition	Azimuth	Height	Comment	AF	CL	PA
	(Hz)	(dBuV/m)	(dBuV/m)	(dB)	(dBuV)	(m)		(°)	(m)		(dB)	(dB)	(dB)
PK	7.0274G	116.16	Inf	-Inf	106.84	3	Horizontal	356	1.00	-	36.01	8.60	35.29
RMS	7.0266G	107.52	Inf	-Inf	98.20	3	Horizontal	356	1.00	-	36.01	8.60	35.29
PK	7.125G	81.15	88.20	-7.05	71.03	3	Horizontal	356	1.00	-	36.65	8.58	35.11
RMS	7.1254G	67.60	68.20	-0.60	57.48	3	Horizontal	356	1.00	-	36.65	8.58	35.11

6.875-7.125GHz_802.11be EHT80_Nss1,(MCS0),RU484+RU242 CP 2_2TX

7025MHz_TX

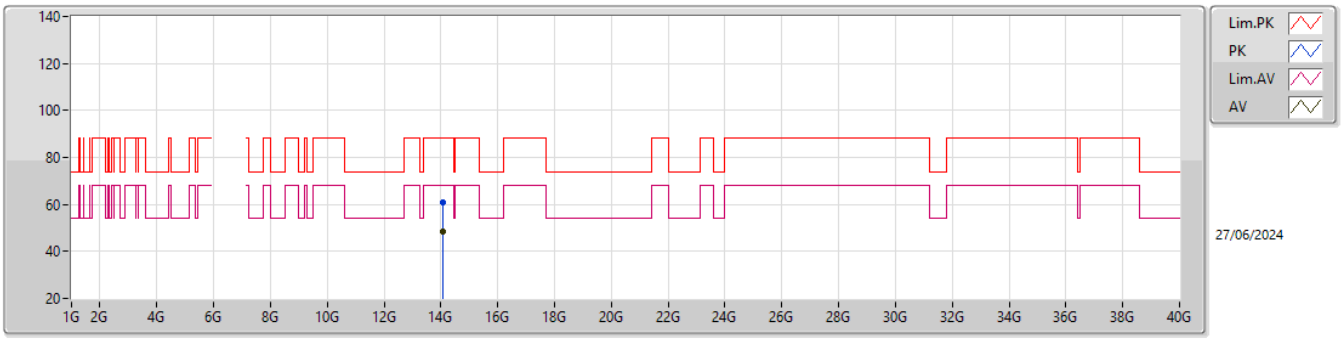

EUT Y_2TX
Setting 20
05-R-Y-1

Type	Freq	Level	Limit	Margin	Raw	Dist	Condition	Azimuth	Height	Comment	AF	CL	PA
	(Hz)	(dBuV/m)	(dBuV/m)	(dB)	(dBuV)	(m)		(°)	(m)		(dB)	(dB)	(dB)
PK	14.0611G	60.70	88.20	-27.50	41.92	3	Vertical	207	2.62	-	40.56	11.78	33.56
RMS	14.06092G	48.49	68.20	-19.71	29.71	3	Vertical	207	2.62	-	40.56	11.78	33.56

6.875-7.125GHz_802.11be EHT80_Nss1,(MCS0),RU484+RU242 CP 2_2TX

7025MHz_TX

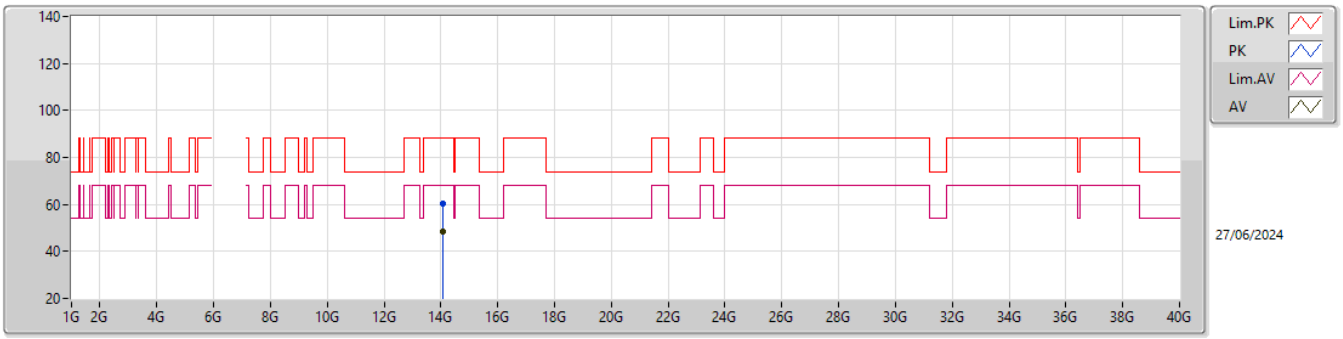

EUT Y_2TX
Setting 20
05-R-Y-1

Type	Freq	Level	Limit	Margin	Raw	Dist	Condition	Azimuth	Height	Comment	AF	CL	PA
	(Hz)	(dBuV/m)	(dBuV/m)	(dB)	(dBuV)	(m)		(°)	(m)		(dB)	(dB)	(dB)
PK	14.05714G	60.44	88.20	-27.76	41.66	3	Horizontal	118	2.02	-	40.56	11.78	33.56
RMS	14.05522G	48.47	68.20	-19.73	29.69	3	Horizontal	118	2.02	-	40.56	11.78	33.56

6.875-7.125GHz_802.11be EHT80_Nss1,(MCS0),RU484+RU242 CP 2_2TX

7025MHz_TX

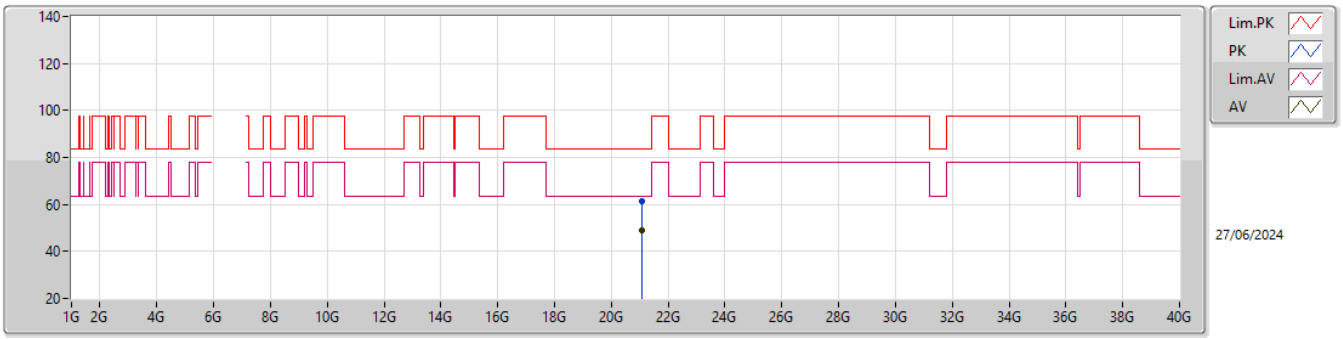

EUT Y_2TX
Setting 20
05-R-Y-1

Type	Freq	Level	Limit	Margin	Raw	Dist	Condition	Azimuth	Height	Comment	AF	CL	PA
	(Hz)	(dBuV/m)	(dBuV/m)	(dB)	(dBuV)	(m)		(°)	(m)		(dB)	(dB)	(dB)
PK	21.06363G	61.32	83.54	-22.22	55.82	1	Vertical	88	2.20	-	38.32	16.05	48.87
AV	21.06828G	48.88	63.54	-14.66	43.41	1	Vertical	88	2.20	-	38.29	16.05	48.87

6.875-7.125GHz_802.11be EHT80_Nss1,(MCS0),RU484+RU242 CP 2_2TX

7025MHz_TX

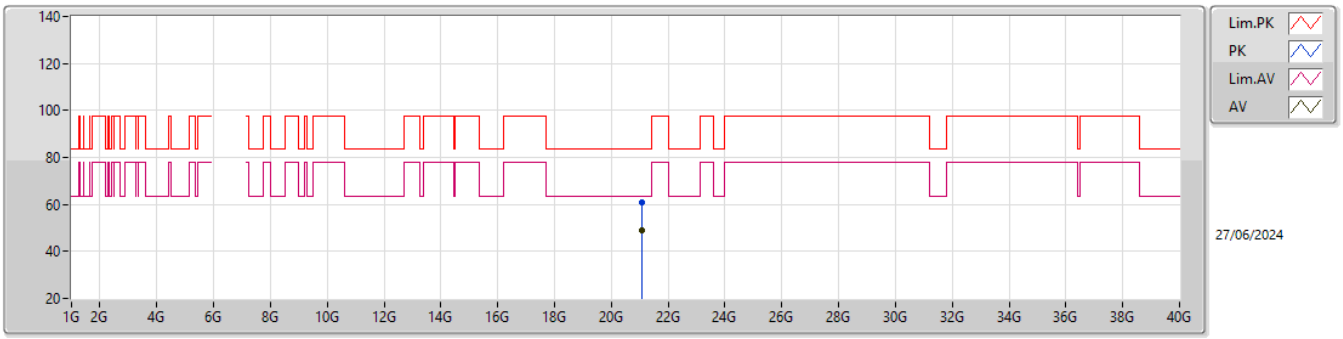

EUT Y_2TX
Setting 20
05-R-Y-1

Type	Freq	Level	Limit	Margin	Raw	Dist	Condition	Azimuth	Height	Comment	AF	CL	PA
	(Hz)	(dBuV/m)	(dBuV/m)	(dB)	(dBuV)	(m)		(°)	(m)		(dB)	(dB)	(dB)
PK	21.07191G	60.93	83.54	-22.61	55.47	1	Horizontal	200	2.48	-	38.27	16.06	48.87
AV	21.07662G	48.95	63.54	-14.59	43.52	1	Horizontal	200	2.48	-	38.24	16.06	48.87

5.925-6.425GHz_802.11be EHT160_Nss1,(MCS0),RU996+RU484+RU242 CP 8_2TX

6025MHz_TX

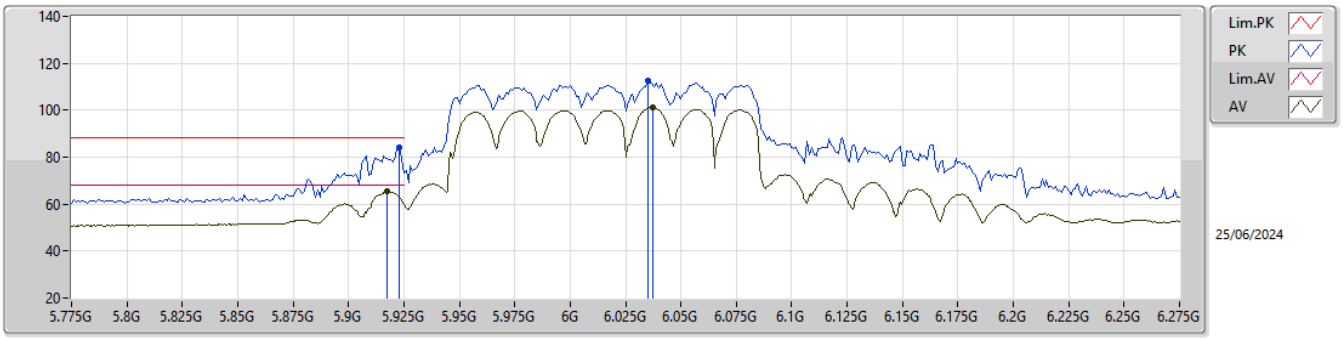

EUT Y_2TX
Setting 19
05-R-R-7-10

Type	Freq	Level	Limit	Margin	Raw	Dist	Condition	Azimuth	Height	Comment	AF	CL	PA
	(Hz)	(dBuV/m)	(dBuV/m)	(dB)	(dBuV)	(m)		(°)	(m)		(dB)	(dB)	(dB)
PK	5.923G	83.98	88.20	-4.22	77.45	3	Vertical	360	1.00	-	34.00	8.11	35.58
RMS	5.9175G	65.36	68.20	-2.84	58.83	3	Vertical	360	1.00	-	34.00	8.11	35.58
PK	6.035G	112.70	Inf	-Inf	106.10	3	Vertical	360	1.00	-	33.97	8.17	35.54
RMS	6.0375G	101.23	Inf	-Inf	94.62	3	Vertical	360	1.00	-	33.98	8.17	35.54

5.925-6.425GHz_802.11be EHT160_Nss1,(MCS0),RU996+RU484+RU242 CP 8_2TX

6025MHz_TX

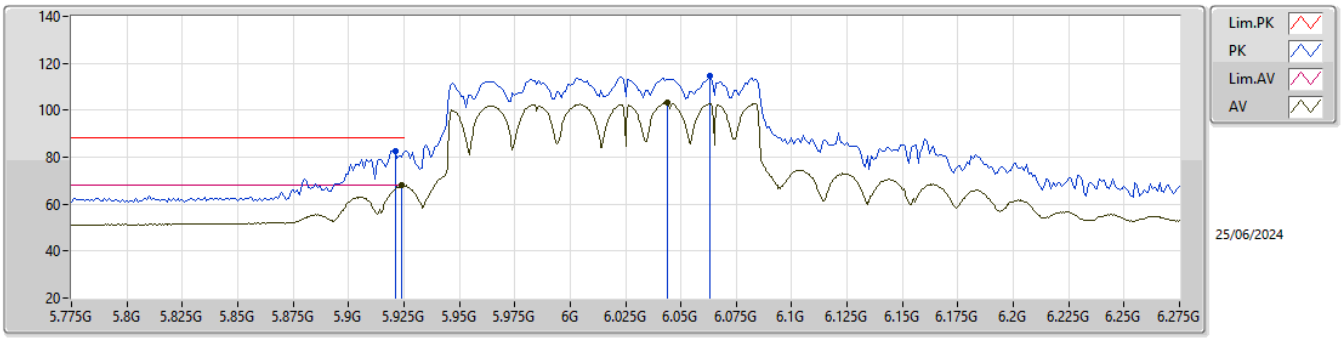

EUT Y_2TX
Setting 19
05-R-R-7-10

Type	Freq	Level	Limit	Margin	Raw	Dist	Condition	Azimuth	Height	Comment	AF	CL	PA
	(Hz)	(dBuV/m)	(dBuV/m)	(dB)	(dBuV)	(m)		(°)	(m)		(dB)	(dB)	(dB)
PK	5.921G	82.65	88.20	-5.55	75.96	3	Horizontal	347	2.56	-	34.16	8.11	35.58
RMS	5.924G	67.87	68.20	-0.33	61.19	3	Horizontal	347	2.56	-	34.15	8.11	35.58
PK	6.063G	114.67	Inf	-Inf	107.81	3	Horizontal	347	2.56	-	34.17	8.18	35.49
RMS	6.044G	103.42	Inf	-Inf	96.58	3	Horizontal	347	2.56	-	34.19	8.17	35.52

5.925-6.425GHz_802.11be EHT160_Nss1,(MCS0),RU996+RU484+RU242 CP 8_2TX

6025MHz_TX

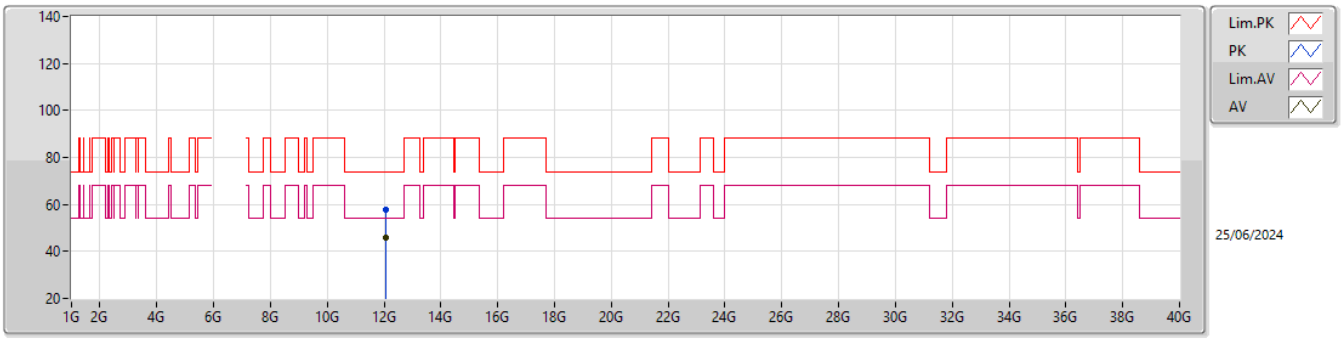

EUT Y_2TX
Setting 19
05-R-Y-1

Type	Freq	Level	Limit	Margin	Raw	Dist	Condition	Azimuth	Height	Comment	AF	CL	PA
	(Hz)	(dBuV/m)	(dBuV/m)	(dB)	(dBuV)	(m)		(°)	(m)		(dB)	(dB)	(dB)
PK	12.0542G	58.00	74.00	-16.00	41.59	3	Vertical	5	2.24	-	38.71	11.09	33.39
AV	12.05276G	46.03	54.00	-7.97	29.62	3	Vertical	5	2.24	-	38.71	11.09	33.39

5.925-6.425GHz_802.11be EHT160_Nss1,(MCS0),RU996+RU484+RU242 CP 8_2TX

6025MHz_TX

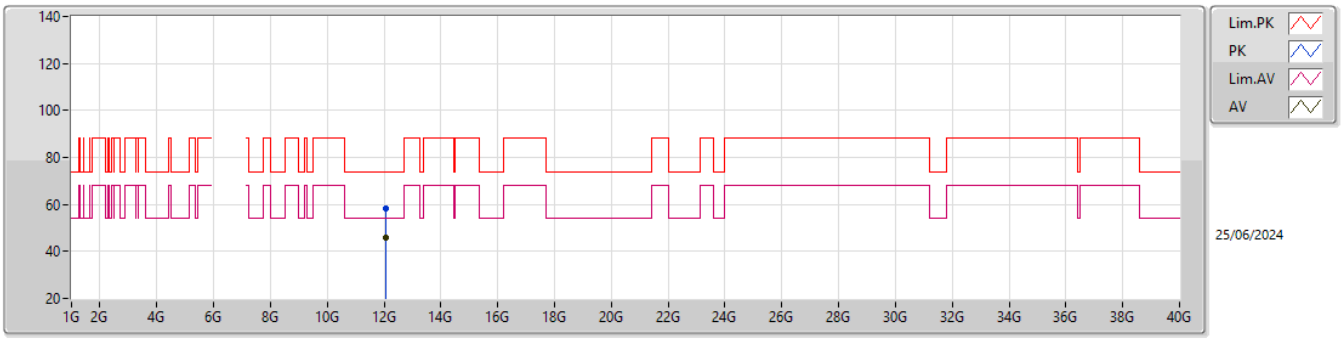

EUT Y_2TX
Setting 19
05-R-Y-1

Type	Freq	Level	Limit	Margin	Raw	Dist	Condition	Azimuth	Height	Comment	AF	CL	PA
	(Hz)	(dBuV/m)	(dBuV/m)	(dB)	(dBuV)	(m)		(°)	(m)		(dB)	(dB)	(dB)
PK	12.0515G	58.49	74.00	-15.51	42.10	3	Horizontal	282	2.19	-	38.70	11.09	33.40
AV	12.05504G	45.93	54.00	-8.07	29.52	3	Horizontal	282	2.19	-	38.71	11.09	33.39

5.925-6.425GHz_802.11be EHT160_Nss1,(MCS0),RU996+RU484+RU242 CP 8_2TX

6025MHz_TX

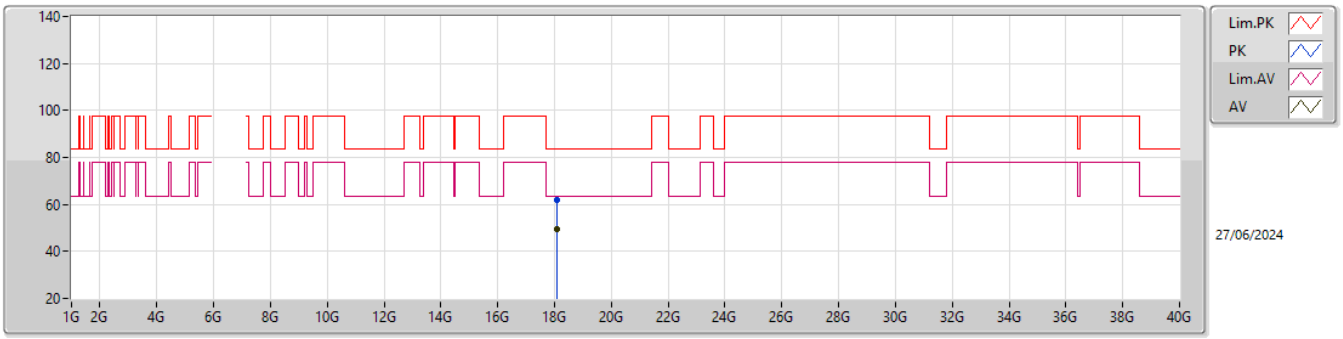

EUT Y_2TX
Setting 19
05-R-Y-1

Type	Freq	Level	Limit	Margin	Raw	Dist	Condition	Azimuth	Height	Comment	AF	CL	PA
	(Hz)	(dBuV/m)	(dBuV/m)	(dB)	(dBuV)	(m)		(°)	(m)		(dB)	(dB)	(dB)
PK	18.08661G	61.77	83.54	-21.77	58.40	1	Vertical	314	1.76	-	37.55	15.30	49.48
AV	18.08691G	49.42	63.54	-14.12	46.05	1	Vertical	314	1.76	-	37.55	15.30	49.48

5.925-6.425GHz_802.11be EHT160_Nss1,(MCS0),RU996+RU484+RU242 CP 8_2TX

6025MHz_TX

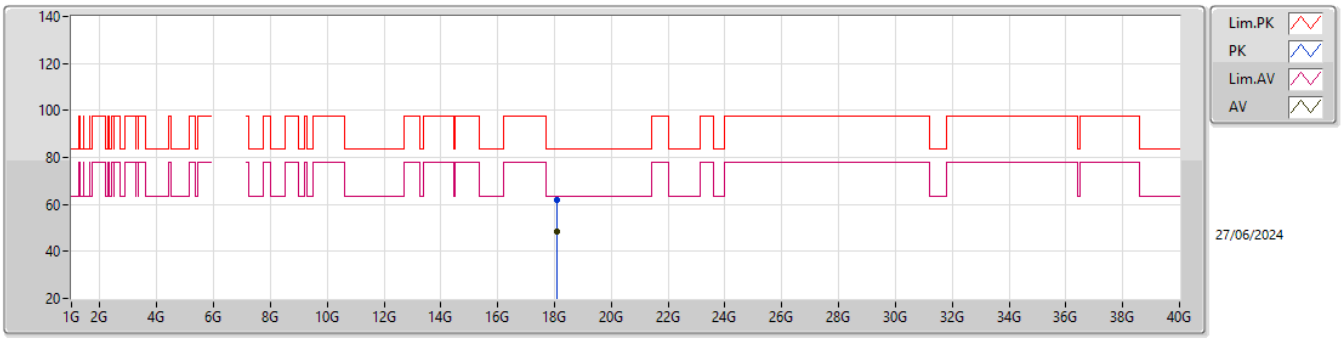

EUT Y_2TX
Setting 19
05-R-Y-1

Type	Freq	Level	Limit	Margin	Raw	Dist	Condition	Azimuth	Height	Comment	AF	CL	PA
	(Hz)	(dBuV/m)	(dBuV/m)	(dB)	(dBuV)	(m)		(°)	(m)		(dB)	(dB)	(dB)
PK	18.08289G	61.75	83.54	-21.79	58.40	1	Horizontal	196	1.37	-	37.53	15.30	49.48
AV	18.08826G	48.32	63.54	-15.22	44.95	1	Horizontal	196	1.37	-	37.55	15.30	49.48

5.925-6.425GHz_802.11be EHT160_Nss1,(MCS0),RU996+RU484 CP 4_2TX

6025MHz_TX

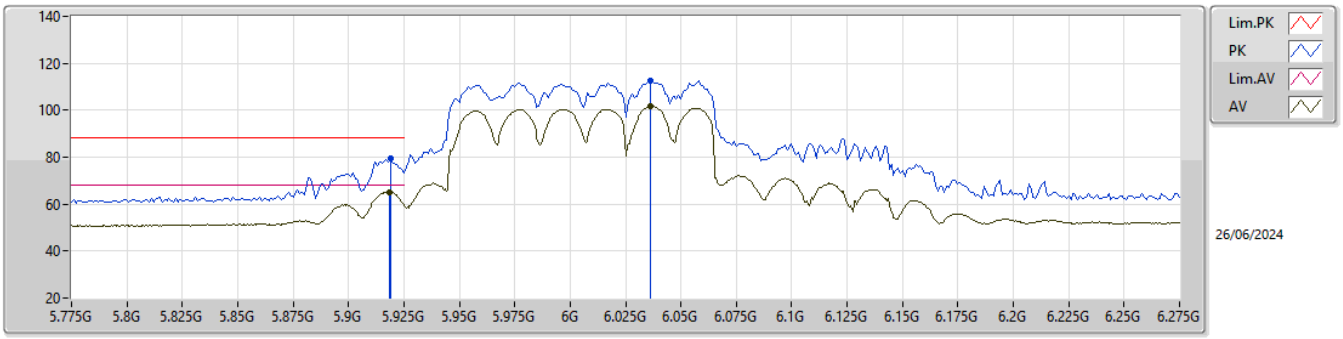

EUT Y_2TX
Setting 19
05-R-R-7-10

Type	Freq	Level	Limit	Margin	Raw	Dist	Condition	Azimuth	Height	Comment	AF	CL	PA
	(Hz)	(dBuV/m)	(dBuV/m)	(dB)	(dBuV)	(m)		(°)	(m)		(dB)	(dB)	(dB)
PK	5.919G	79.27	88.20	-8.93	72.74	3	Vertical	360	1.00	-	34.00	8.11	35.58
RMS	5.9185G	65.19	68.20	-3.01	58.66	3	Vertical	360	1.00	-	34.00	8.11	35.58
PK	6.036G	112.38	Inf	-Inf	105.78	3	Vertical	360	1.00	-	33.97	8.17	35.54
RMS	6.0365G	101.72	Inf	-Inf	95.12	3	Vertical	360	1.00	-	33.97	8.17	35.54

5.925-6.425GHz_802.11be EHT160_Nss1,(MCS0),RU996+RU484 CP 4_2TX

6025MHz_TX

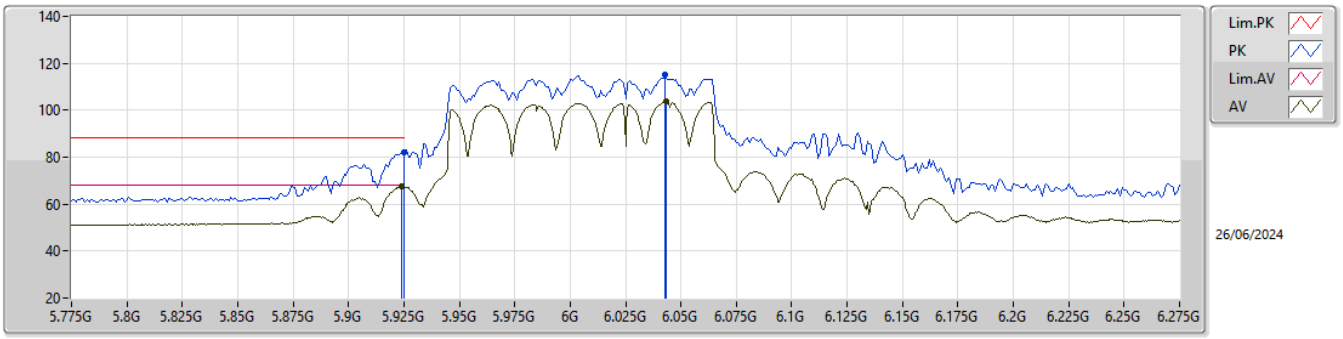

EUT Y_2TX
Setting 19
05-R-R-7-10

Type	Freq	Level	Limit	Margin	Raw	Dist	Condition	Azimuth	Height	Comment	AF	CL	PA
	(Hz)	(dBuV/m)	(dBuV/m)	(dB)	(dBuV)	(m)		(°)	(m)		(dB)	(dB)	(dB)
PK	5.925G	82.23	88.20	-5.97	75.55	3	Horizontal	352	2.57	-	34.15	8.11	35.58
RMS	5.924G	67.77	68.20	-0.43	61.09	3	Horizontal	352	2.57	-	34.15	8.11	35.58
PK	6.043G	115.41	Inf	-Inf	108.58	3	Horizontal	352	2.57	-	34.19	8.17	35.53
RMS	6.0435G	103.78	Inf	-Inf	96.94	3	Horizontal	352	2.57	-	34.19	8.17	35.52

5.925-6.425GHz_802.11be EHT160_Nss1,(MCS0),RU996+RU484 CP 4_2TX

6025MHz_TX

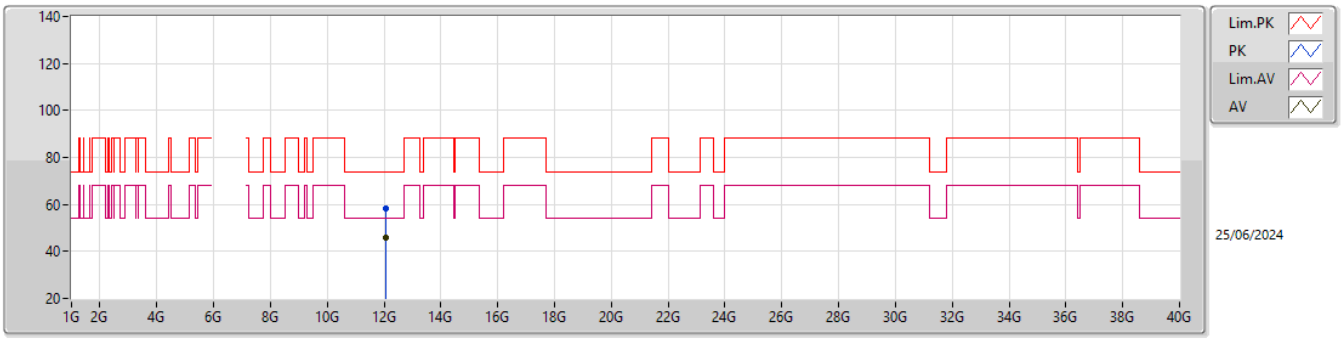

EUT Y_2TX
Setting 19
05-R-Y-1

Type	Freq	Level	Limit	Margin	Raw	Dist	Condition	Azimuth	Height	Comment	AF	CL	PA
	(Hz)	(dBuV/m)	(dBuV/m)	(dB)	(dBuV)	(m)		(°)	(m)		(dB)	(dB)	(dB)
PK	12.05606G	58.35	74.00	-15.65	41.94	3	Vertical	126	2.39	-	38.71	11.09	33.39
AV	12.04976G	46.03	54.00	-7.97	29.64	3	Vertical	126	2.39	-	38.70	11.09	33.40

5.925-6.425GHz_802.11be EHT160_Nss1,(MCS0),RU996+RU484 CP 4_2TX

6025MHz_TX

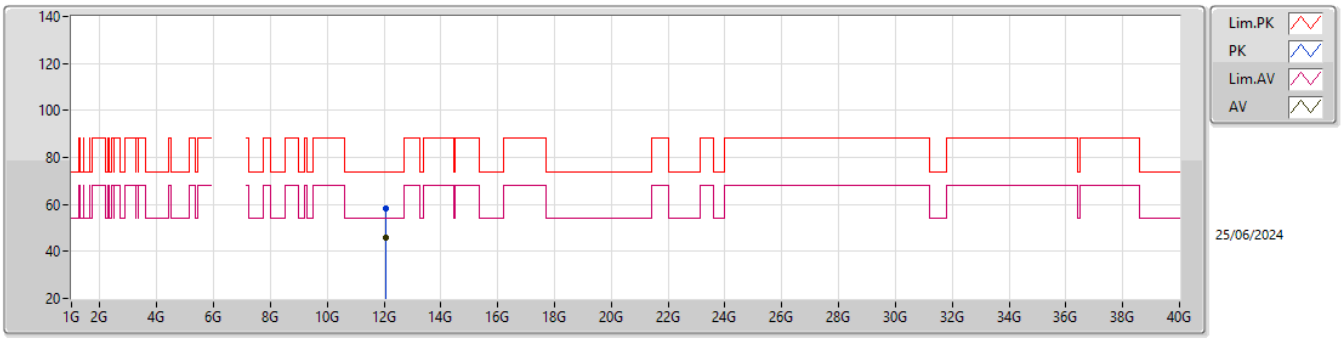

EUT Y_2TX
Setting 19
05-R-Y-1

Type	Freq	Level	Limit	Margin	Raw	Dist	Condition	Azimuth	Height	Comment	AF	CL	PA
	(Hz)	(dBuV/m)	(dBuV/m)	(dB)	(dBuV)	(m)		(°)	(m)		(dB)	(dB)	(dB)
PK	12.0458G	58.51	74.00	-15.49	42.13	3	Horizontal	295	1.91	-	38.69	11.09	33.40
AV	12.04934G	46.03	54.00	-7.97	29.64	3	Horizontal	295	1.91	-	38.70	11.09	33.40

5.925-6.425GHz_802.11be EHT160_Nss1,(MCS0),RU996+RU484 CP 4_2TX

6025MHz_TX

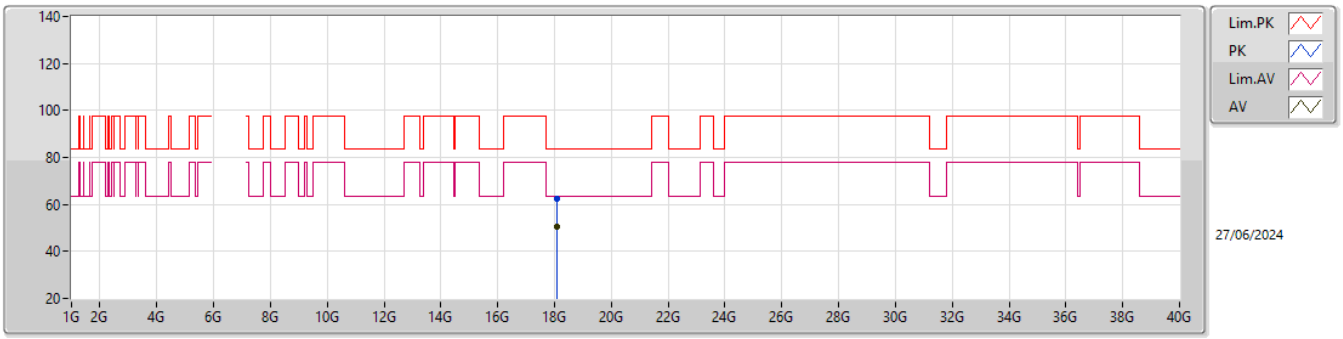

EUT Y_2TX
Setting 19
05-R-Y-1

Type	Freq	Level	Limit	Margin	Raw	Dist	Condition	Azimuth	Height	Comment	AF	CL	PA
	(Hz)	(dBuV/m)	(dBuV/m)	(dB)	(dBuV)	(m)		(°)	(m)		(dB)	(dB)	(dB)
PK	18.08439G	62.62	83.54	-20.92	59.26	1	Vertical	60	1.23	-	37.54	15.30	49.48
AV	18.08838G	50.40	63.54	-13.14	47.03	1	Vertical	60	1.23	-	37.55	15.30	49.48

5.925-6.425GHz_802.11be EHT160_Nss1,(MCS0),RU996+RU484 CP 4_2TX

6025MHz_TX

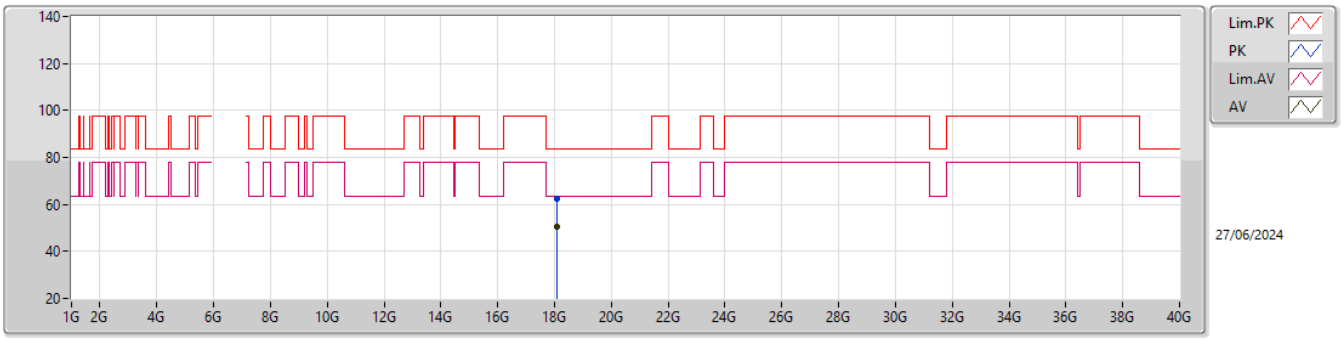

EUT Y_2TX
Setting 19
05-R-Y-1

Type	Freq	Level	Limit	Margin	Raw	Dist	Condition	Azimuth	Height	Comment	AF	CL	PA
	(Hz)	(dBuV/m)	(dBuV/m)	(dB)	(dBuV)	(m)		(°)	(m)		(dB)	(dB)	(dB)
PK	18.08067G	62.62	83.54	-20.92	59.28	1	Horizontal	110	2.96	-	37.52	15.30	49.48
AV	18.08505G	50.34	63.54	-13.20	46.98	1	Horizontal	110	2.96	-	37.54	15.30	49.48

6.875-7.125GHz_802.11be EHT160_Nss1,(MCS0),RU996+RU484+RU242 CP 4_2TX

6985MHz_TX

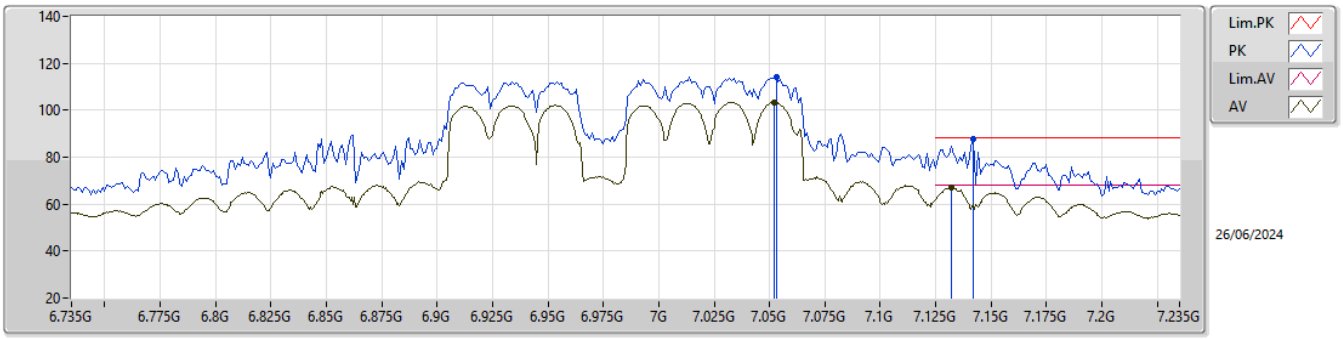

EUT Y_2TX
Setting 19
05-R-R-7-10

Type	Freq	Level	Limit	Margin	Raw	Dist	Condition	Azimuth	Height	Comment	AF	CL	PA
	(Hz)	(dBuV/m)	(dBuV/m)	(dB)	(dBuV)	(m)		(°)	(m)		(dB)	(dB)	(dB)
PK	7.053G	114.25	Inf	-Inf	104.87	3	Vertical	351	2.17	-	36.02	8.60	35.24
RMS	7.052G	103.44	Inf	-Inf	94.08	3	Vertical	351	2.17	-	36.01	8.60	35.25
PK	7.142G	87.58	88.20	-0.62	77.62	3	Vertical	351	2.17	-	36.47	8.57	35.08
RMS	7.132G	67.04	68.20	-1.16	57.13	3	Vertical	351	2.17	-	36.43	8.58	35.10

6.875-7.125GHz_802.11be EHT160_Nss1,(MCS0),RU996+RU484+RU242 CP 4_2TX

6985MHz_TX

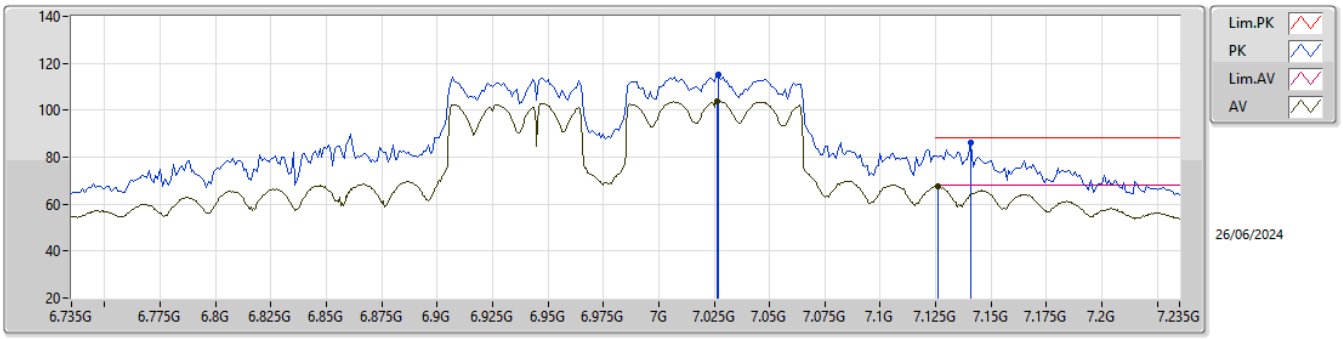

EUT Y_2TX
Setting 19
05-R-R-7-10

Type	Freq	Level	Limit	Margin	Raw	Dist	Condition	Azimuth	Height	Comment	AF	CL	PA
	(Hz)	(dBuV/m)	(dBuV/m)	(dB)	(dBuV)	(m)		(°)	(m)		(dB)	(dB)	(dB)
PK	7.027G	115.19	Inf	-Inf	106.02	3	Horizontal	358	1.00	-	35.86	8.60	35.29
RMS	7.0265G	103.96	Inf	-Inf	94.79	3	Horizontal	358	1.00	-	35.86	8.60	35.29
PK	7.141G	86.15	88.20	-2.05	76.20	3	Horizontal	358	1.00	-	36.46	8.57	35.08
RMS	7.126G	67.75	68.20	-0.45	57.88	3	Horizontal	358	1.00	-	36.40	8.58	35.11

6.875-7.125GHz_802.11be EHT160_Nss1,(MCS0),RU996+RU484+RU242 CP 4_2TX

6985MHz_TX

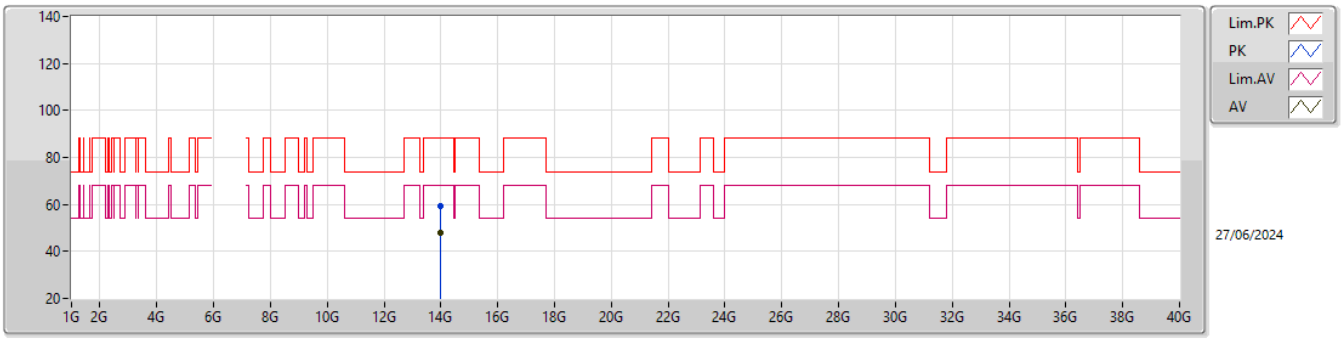

EUT Y_2TX
Setting 19
05-R-Y-1

Type	Freq	Level	Limit	Margin	Raw	Dist	Condition	Azimuth	Height	Comment	AF	CL	PA
	(Hz)	(dBuV/m)	(dBuV/m)	(dB)	(dBuV)	(m)		(°)	(m)		(dB)	(dB)	(dB)
PK	13.97564G	59.49	88.20	-28.71	40.78	3	Vertical	123	1.61	-	40.50	11.75	33.54
RMS	13.9745G	47.90	68.20	-20.30	29.19	3	Vertical	123	1.61	-	40.50	11.75	33.54

6.875-7.125GHz_802.11be EHT160_Nss1,(MCS0),RU996+RU484+RU242 CP 4_2TX

6985MHz_TX

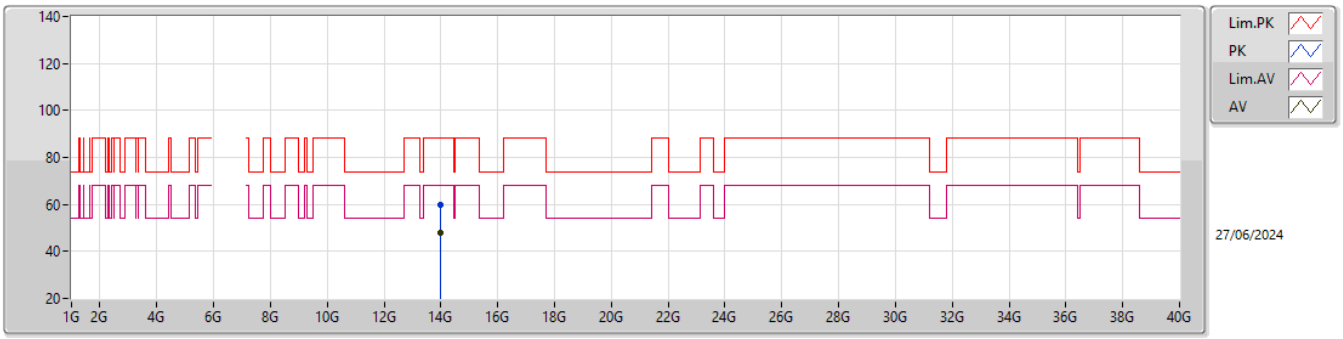

EUT Y_2TX
Setting 19
05-R-Y-1

Type	Freq	Level	Limit	Margin	Raw	Dist	Condition	Azimuth	Height	Comment	AF	CL	PA
	(Hz)	(dBuV/m)	(dBuV/m)	(dB)	(dBuV)	(m)		(°)	(m)		(dB)	(dB)	(dB)
PK	13.97588G	59.94	88.20	-28.26	41.23	3	Horizontal	152	2.64	-	40.50	11.75	33.54
RMS	13.97684G	47.89	68.20	-20.31	29.18	3	Horizontal	152	2.64	-	40.50	11.75	33.54

6.875-7.125GHz_802.11be EHT160_Nss1,(MCS0),RU996+RU484+RU242 CP 4_2TX

6985MHz_TX

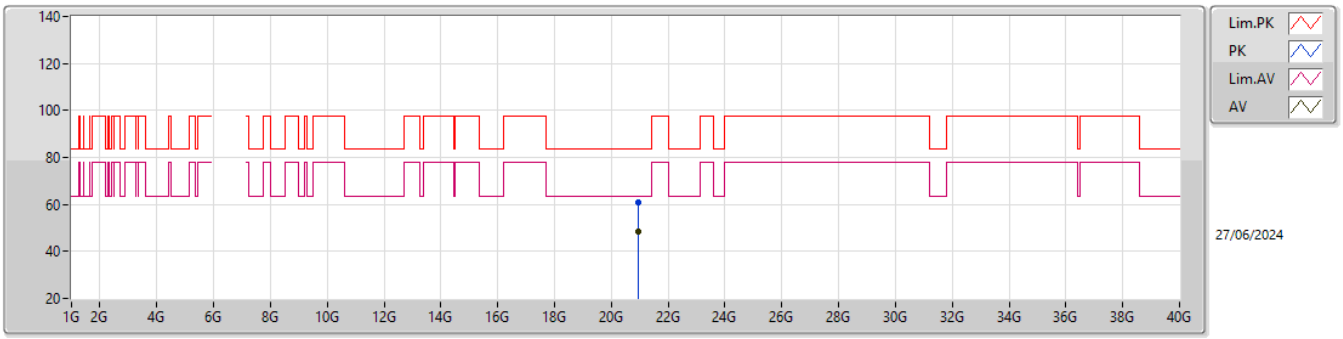

EUT Y_2TX
Setting 19
05-R-Y-1

Type	Freq	Level	Limit	Margin	Raw	Dist	Condition	Azimuth	Height	Comment	AF	CL	PA
	(Hz)	(dBuV/m)	(dBuV/m)	(dB)	(dBuV)	(m)		(°)	(m)		(dB)	(dB)	(dB)
PK	20.96664G	60.96	83.54	-22.58	55.86	1	Vertical	201	2.96	-	38.03	15.97	48.90
AV	20.9658G	48.43	63.54	-15.11	43.32	1	Vertical	201	2.96	-	38.04	15.97	48.90

6.875-7.125GHz_802.11be EHT160_Nss1,(MCS0),RU996+RU484+RU242 CP 4_2TX

6985MHz_TX

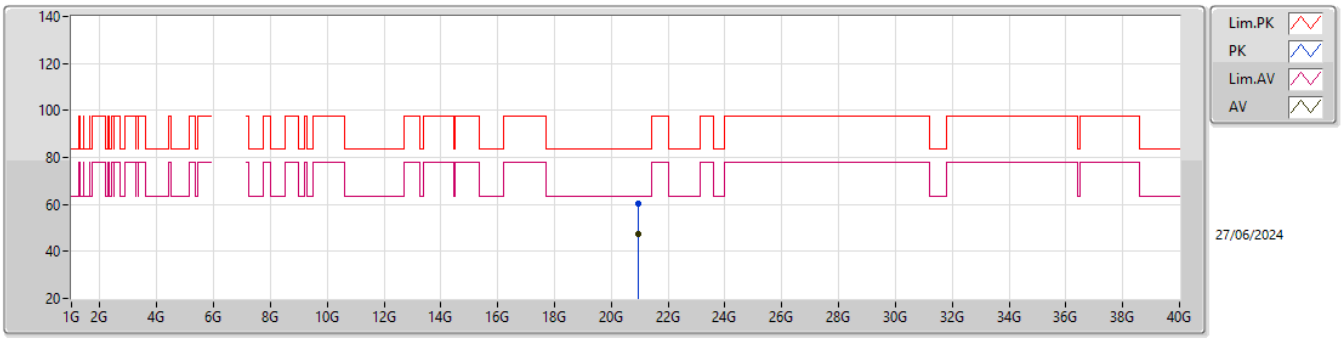

EUT Y_2TX
Setting 19
05-R-Y-1

Type	Freq	Level	Limit	Margin	Raw	Dist	Condition	Azimuth	Height	Comment	AF	CL	PA
	(Hz)	(dBuV/m)	(dBuV/m)	(dB)	(dBuV)	(m)		(°)	(m)		(dB)	(dB)	(dB)
PK	20.95272G	60.54	83.54	-23.00	55.39	1	Horizontal	350	2.95	-	38.09	15.96	48.90
AV	20.96559G	47.43	63.54	-16.11	42.32	1	Horizontal	350	2.95	-	38.04	15.97	48.90

6.875-7.125GHz_802.11be EHT160_Nss1,(MCS0),RU996+RU484 CP 2_2TX

6985MHz_TX

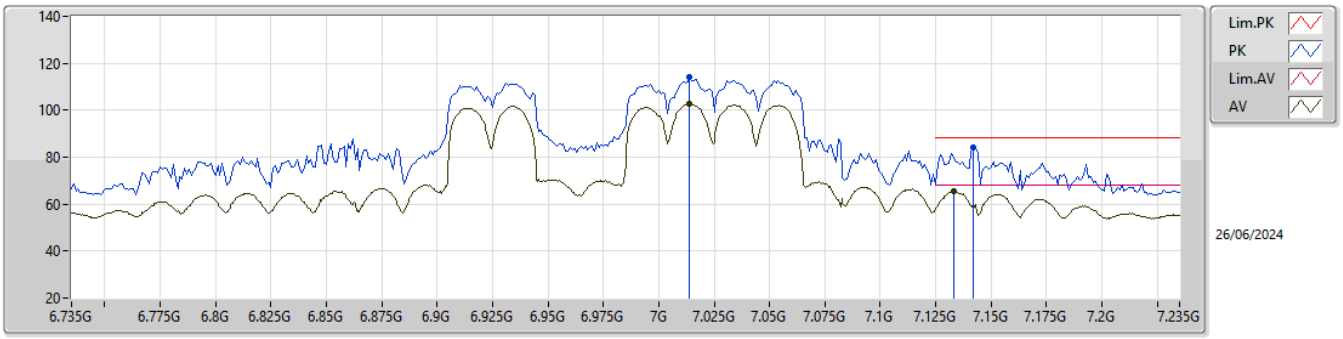

EUT Y_2TX
Setting 19
05-R-R-7-10

Type	Freq	Level	Limit	Margin	Raw	Dist	Condition	Azimuth	Height	Comment	AF	CL	PA
	(Hz)	(dBuV/m)	(dBuV/m)	(dB)	(dBuV)	(m)		(°)	(m)		(dB)	(dB)	(dB)
PK	7.014G	113.89	Inf	-Inf	104.81	3	Vertical	352	1.80	-	35.78	8.61	35.31
RMS	7.014G	102.60	Inf	-Inf	93.52	3	Vertical	352	1.80	-	35.78	8.61	35.31
PK	7.142G	84.37	88.20	-3.83	74.41	3	Vertical	352	1.80	-	36.47	8.57	35.08
RMS	7.133G	65.62	68.20	-2.58	55.71	3	Vertical	352	1.80	-	36.43	8.58	35.10

6.875-7.125GHz_802.11be EHT160_Nss1,(MCS0),RU996+RU484 CP 2_2TX

6985MHz_TX

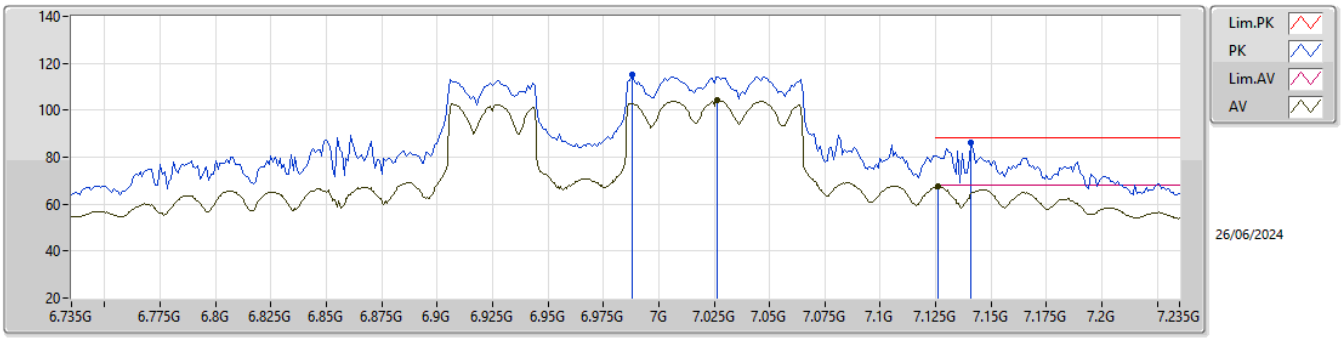

EUT Y_2TX
Setting 19
05-R-R-7-10

Type	Freq	Level	Limit	Margin	Raw	Dist	Condition	Azimuth	Height	Comment	AF	CL	PA
	(Hz)	(dBuV/m)	(dBuV/m)	(dB)	(dBuV)	(m)		(°)	(m)		(dB)	(dB)	(dB)
PK	6.988G	114.99	Inf	-Inf	106.03	3	Horizontal	360	1.01	-	35.68	8.60	35.32
RMS	7.0265G	104.25	Inf	-Inf	95.08	3	Horizontal	360	1.01	-	35.86	8.60	35.29
PK	7.141G	86.02	88.20	-2.18	76.07	3	Horizontal	360	1.01	-	36.46	8.57	35.08
RMS	7.126G	67.38	68.20	-0.82	57.51	3	Horizontal	360	1.01	-	36.40	8.58	35.11

6.875-7.125GHz_802.11be EHT160_Nss1,(MCS0),RU996+RU484 CP 2_2TX

6985MHz_TX

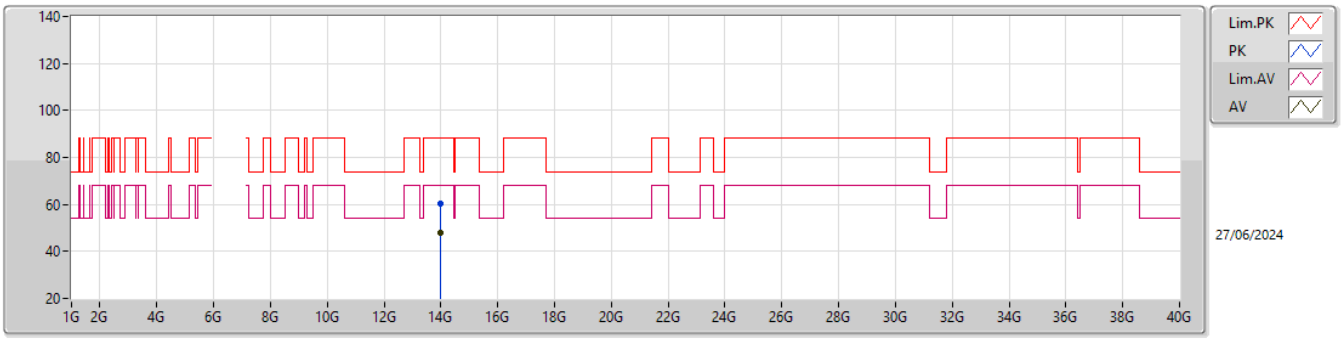

EUT Y_2TX
Setting 19
05-R-Y-1

Type	Freq	Level	Limit	Margin	Raw	Dist	Condition	Azimuth	Height	Comment	AF	CL	PA
	(Hz)	(dBuV/m)	(dBuV/m)	(dB)	(dBuV)	(m)		(°)	(m)		(dB)	(dB)	(dB)
PK	13.98494G	60.19	88.20	-28.01	41.49	3	Vertical	8	2.57	-	40.50	11.75	33.55
RMS	13.97024G	47.99	68.20	-20.21	29.28	3	Vertical	8	2.57	-	40.50	11.75	33.54

6.875-7.125GHz_802.11be EHT160_Nss1,(MCS0),RU996+RU484 CP 2_2TX

6985MHz_TX

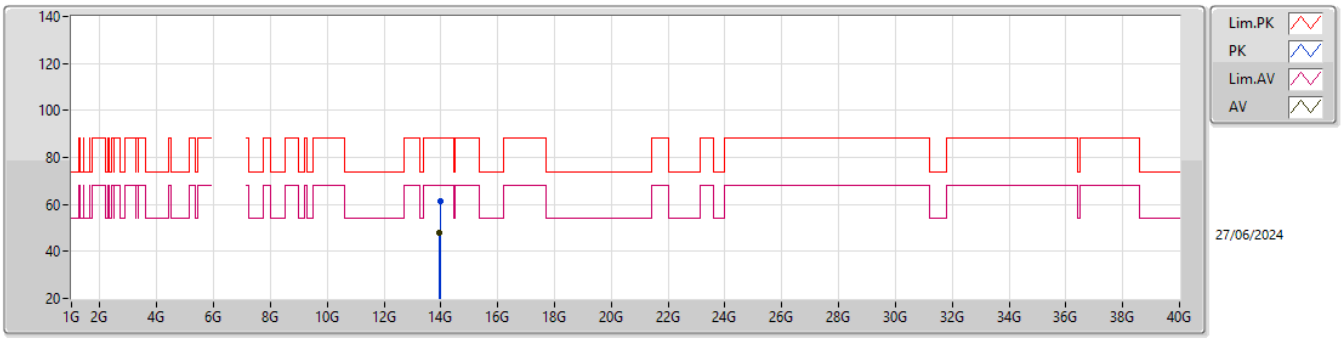

EUT Y_2TX
Setting 19
05-R-Y-1

Type	Freq	Level	Limit	Margin	Raw	Dist	Condition	Azimuth	Height	Comment	AF	CL	PA
	(Hz)	(dBuV/m)	(dBuV/m)	(dB)	(dBuV)	(m)		(°)	(m)		(dB)	(dB)	(dB)
PK	13.97372G	61.15	88.20	-27.05	42.44	3	Horizontal	95	1.61	-	40.50	11.75	33.54
RMS	13.96322G	47.87	68.20	-20.33	29.16	3	Horizontal	95	1.61	-	40.50	11.75	33.54

6.875-7.125GHz_802.11be EHT160_Nss1,(MCS0),RU996+RU484 CP 2_2TX

6985MHz_TX

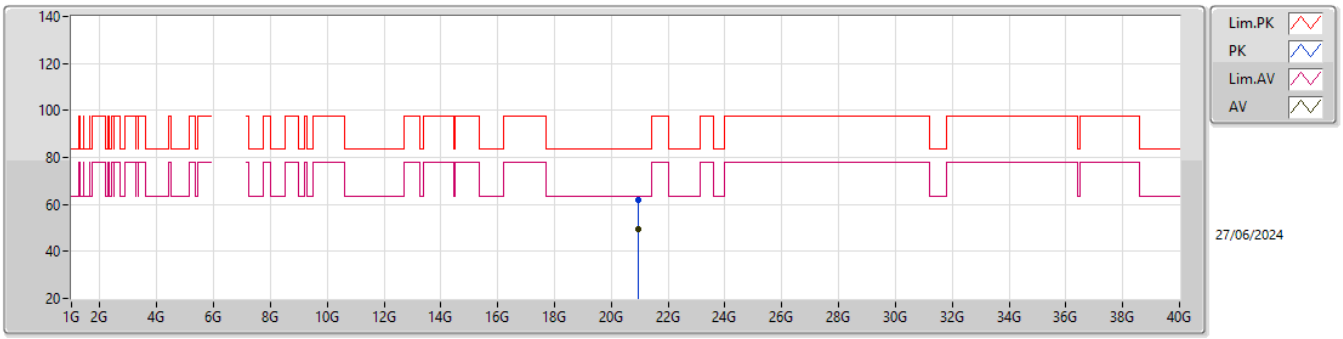

EUT Y_2TX
Setting 19
05-R-Y-1

Type	Freq	Level	Limit	Margin	Raw	Dist	Condition	Azimuth	Height	Comment	AF	CL	PA
	(Hz)	(dBuV/m)	(dBuV/m)	(dB)	(dBuV)	(m)		(°)	(m)		(dB)	(dB)	(dB)
PK	20.95647G	61.91	83.54	-21.63	56.77	1	Vertical	303	2.92	-	38.07	15.97	48.90
AV	20.96937G	49.35	63.54	-14.19	44.25	1	Vertical	303	2.92	-	38.02	15.98	48.90

6.875-7.125GHz_802.11be EHT160_Nss1,(MCS0),RU996+RU484 CP 2_2TX

6985MHz_TX

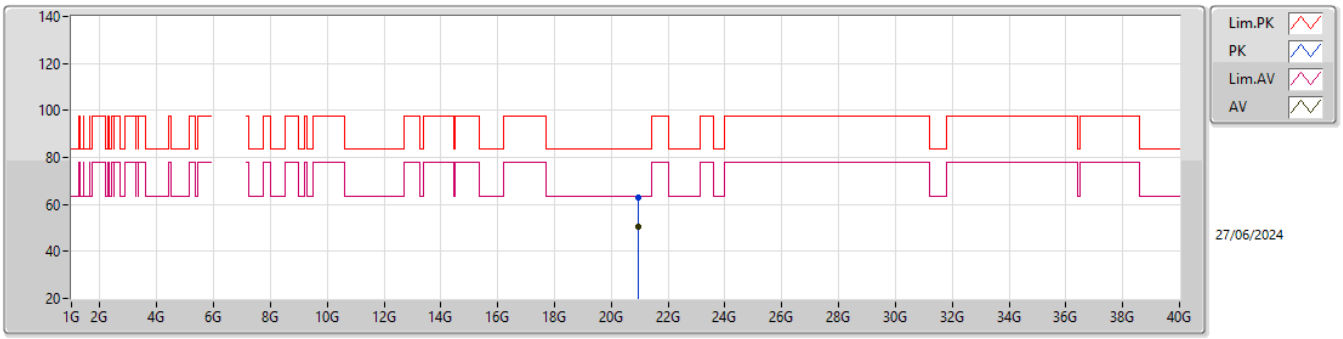

EUT Y_2TX
Setting 19
05-R-Y-1

Type	Freq	Level	Limit	Margin	Raw	Dist	Condition	Azimuth	Height	Comment	AF	CL	PA
	(Hz)	(dBuV/m)	(dBuV/m)	(dB)	(dBuV)	(m)		(°)	(m)		(dB)	(dB)	(dB)
PK	20.94492G	62.91	83.54	-20.63	57.76	1	Horizontal	154	2.43	-	38.10	15.96	48.91
AV	20.96022G	50.42	63.54	-13.12	45.29	1	Horizontal	154	2.43	-	38.06	15.97	48.90

5.925-6.425GHz_802.11be EHT320_Nss1,(MCS0),3xRU996+RU484 CP 5_2TX

6105MHz_TX

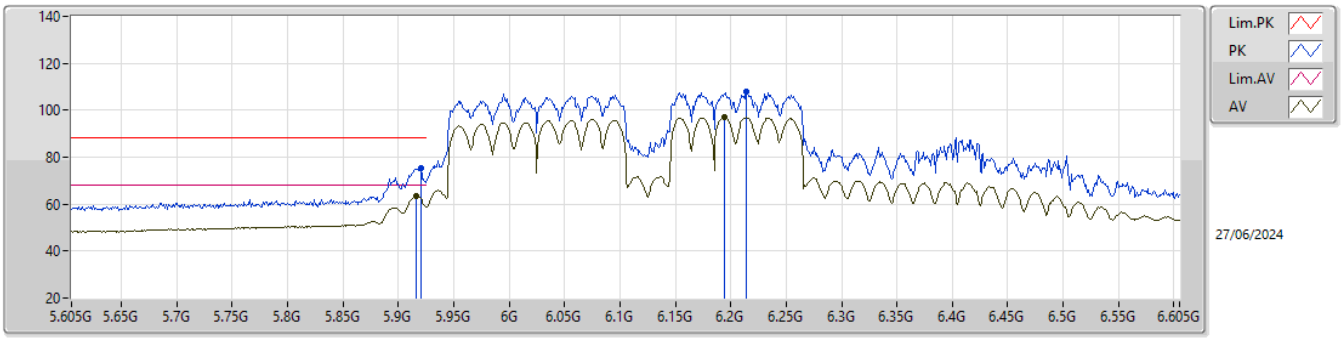

EUT Y_2TX
Setting 19.5
05-R-R-7-10

Type	Freq	Level	Limit	Margin	Raw	Dist	Condition	Azimuth	Height	Comment	AF	CL	PA
	(Hz)	(dBuV/m)	(dBuV/m)	(dB)	(dBuV)	(m)		(°)	(m)		(dB)	(dB)	(dB)
PK	5.92G	75.50	88.20	-12.70	68.67	3	Vertical	0	1.80	-	34.30	8.11	35.58
RMS	5.916G	63.39	68.20	-4.81	56.56	3	Vertical	0	1.80	-	34.30	8.11	35.58
PK	6.214G	107.80	Inf	-Inf	100.33	3	Vertical	0	1.80	-	34.43	8.23	35.19
RMS	6.194G	97.32	Inf	-Inf	89.94	3	Vertical	0	1.80	-	34.39	8.22	35.23

5.925-6.425GHz_802.11be EHT320_Nss1,(MCS0),3xRU996+RU484 CP 5_2TX

6105MHz_TX

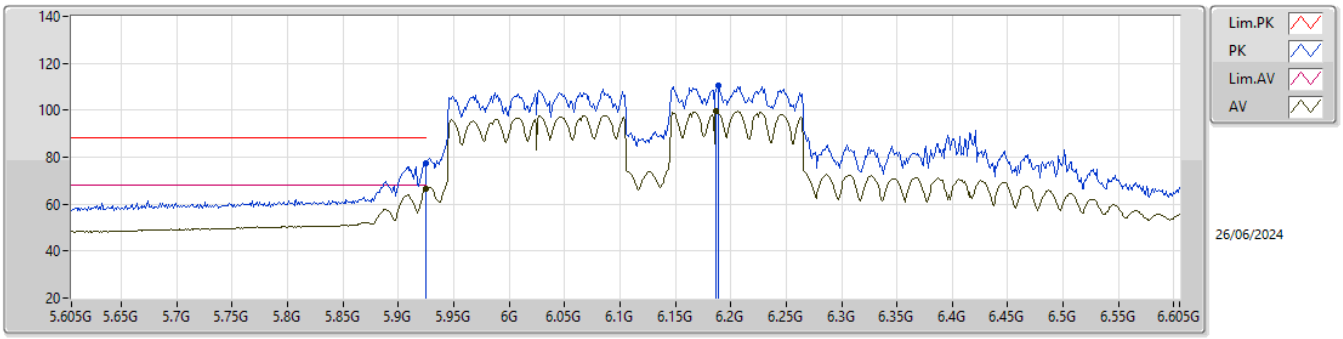

EUT Y_2TX
Setting 19.5
05-R-R-7-10

Type	Freq	Level	Limit	Margin	Raw	Dist	Condition	Azimuth	Height	Comment	AF	CL	PA
	(Hz)	(dBuV/m)	(dBuV/m)	(dB)	(dBuV)	(m)		(°)	(m)		(dB)	(dB)	(dB)
PK	5.925G	77.51	88.20	-10.69	70.68	3	Horizontal	352	1.01	-	34.30	8.11	35.58
RMS	5.925G	66.69	68.20	-1.51	59.86	3	Horizontal	352	1.01	-	34.30	8.11	35.58
PK	6.189G	110.37	Inf	-Inf	103.01	3	Horizontal	352	1.01	-	34.38	8.22	35.24
RMS	6.187G	99.49	Inf	-Inf	92.14	3	Horizontal	352	1.01	-	34.37	8.22	35.24

5.925-6.425GHz_802.11be EHT320_Nss1,(MCS0),3xRU996+RU484 CP 5_2TX

6105MHz_TX

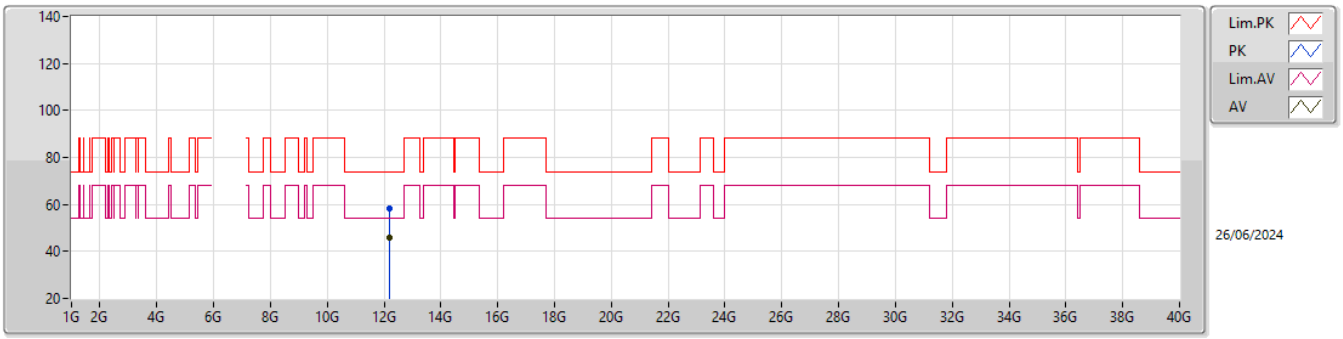

EUT Y_2TX
Setting 19.5
05-R-Y-1

Type	Freq	Level	Limit	Margin	Raw	Dist	Condition	Azimuth	Height	Comment	AF	CL	PA
	(Hz)	(dBuV/m)	(dBuV/m)	(dB)	(dBuV)	(m)		(°)	(m)		(dB)	(dB)	(dB)
PK	12.20748G	58.32	74.00	-15.68	41.31	3	Vertical	103	1.65	-	39.10	11.14	33.23
AV	12.19803G	45.92	54.00	-8.08	28.92	3	Vertical	103	1.65	-	39.10	11.14	33.24

5.925-6.425GHz_802.11be EHT320_Nss1,(MCS0),3xRU996+RU484 CP 5_2TX

6105MHz_TX

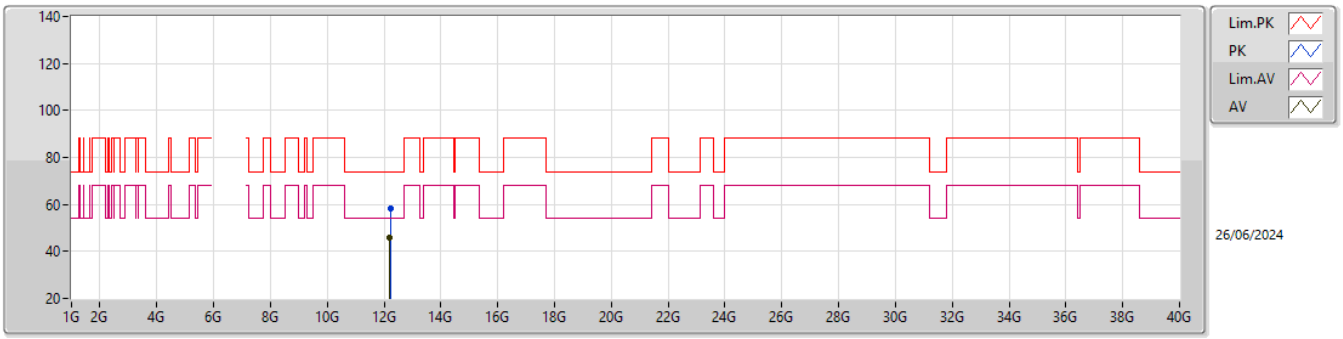

EUT Y_2TX
Setting 19.5
05-R-Y-1

Type	Freq	Level	Limit	Margin	Raw	Dist	Condition	Azimuth	Height	Comment	AF	CL	PA
	(Hz)	(dBuV/m)	(dBuV/m)	(dB)	(dBuV)	(m)		(°)	(m)		(dB)	(dB)	(dB)
PK	12.21873G	58.06	74.00	-15.94	41.03	3	Horizontal	164	1.81	-	39.10	11.15	33.22
AV	12.20811G	45.86	54.00	-8.14	28.85	3	Horizontal	164	1.81	-	39.10	11.14	33.23

5.925-6.425GHz_802.11be EHT320_Nss1,(MCS0),3xRU996+RU484 CP 5_2TX

6105MHz_TX

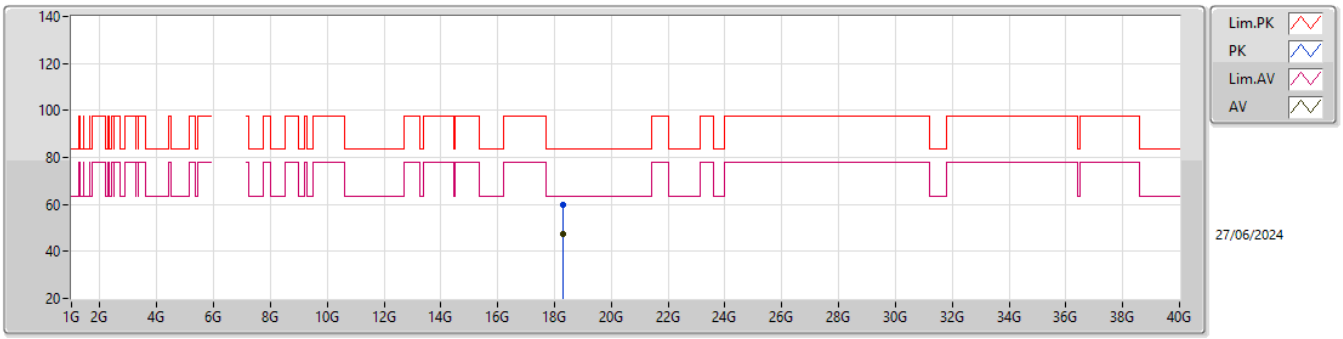

EUT Y_2TX
Setting 19.5
05-R-Y-1

Type	Freq	Level	Limit	Margin	Raw	Dist	Condition	Azimuth	Height	Comment	AF	CL	PA
	(Hz)	(dBuV/m)	(dBuV/m)	(dB)	(dBuV)	(m)		(°)	(m)		(dB)	(dB)	(dB)
PK	18.30603G	60.08	83.54	-23.46	56.89	1	Vertical	247	1.40	-	37.50	15.28	49.59
AV	18.3021G	47.16	63.54	-16.38	43.97	1	Vertical	247	1.40	-	37.50	15.28	49.59

5.925-6.425GHz_802.11be EHT320_Nss1,(MCS0),3xRU996+RU484 CP 5_2TX

6105MHz_TX

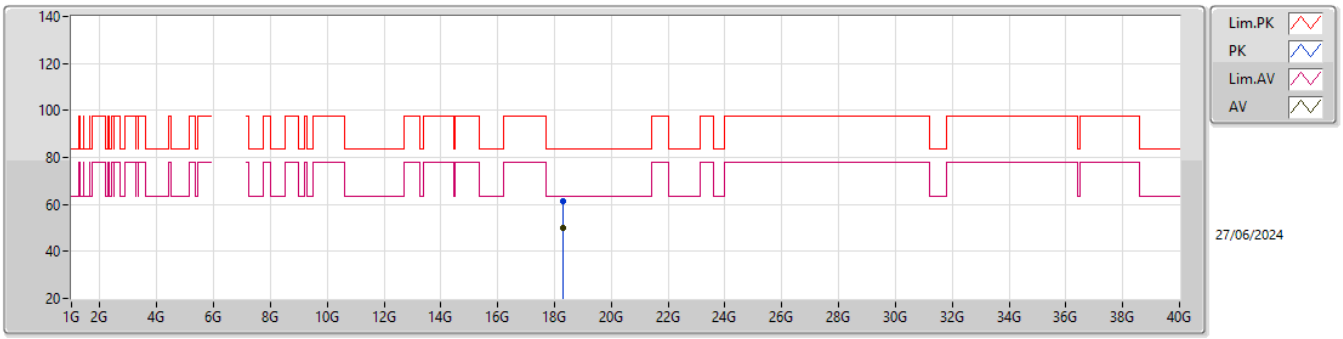

EUT Y_2TX
Setting 19.5
05-R-Y-1

Type	Freq	Level	Limit	Margin	Raw	Dist	Condition	Azimuth	Height	Comment	AF	CL	PA
	(Hz)	(dBuV/m)	(dBuV/m)	(dB)	(dBuV)	(m)		(°)	(m)		(dB)	(dB)	(dB)
PK	18.30939G	61.53	83.54	-22.01	58.34	1	Horizontal	270	1.75	-	37.50	15.28	49.59
AV	18.30138G	50.07	63.54	-13.47	46.87	1	Horizontal	270	1.75	-	37.50	15.28	49.58

5.925-6.425GHz_802.11be EHT320_Nss1,(MCS0),3xRU996 CP 4_2TX

6105MHz_TX

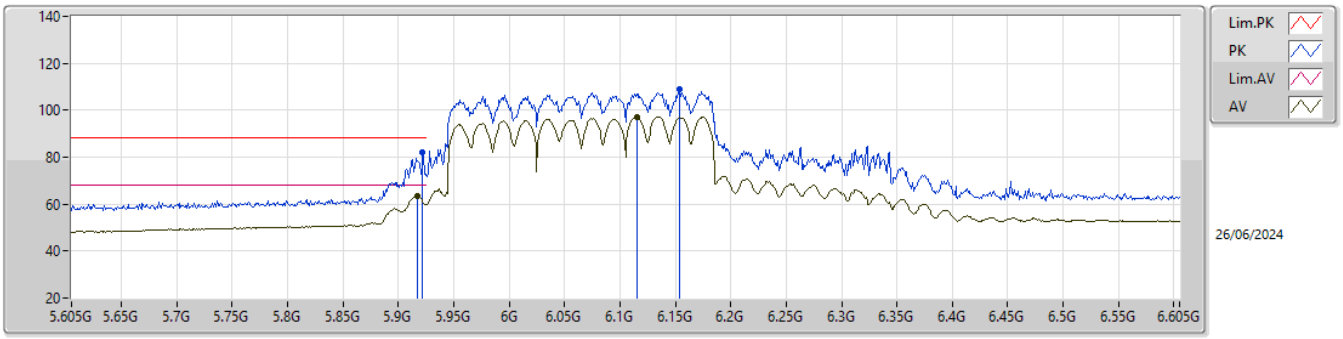

EUT Y_2TX
Setting 19.5
05-R-R-7-10

Type	Freq	Level	Limit	Margin	Raw	Dist	Condition	Azimuth	Height	Comment	AF	CL	PA
	(Hz)	(dBuV/m)	(dBuV/m)	(dB)	(dBuV)	(m)		(°)	(m)		(dB)	(dB)	(dB)
PK	5.922G	81.95	88.20	-6.25	75.12	3	Vertical	0	1.80	-	34.30	8.11	35.58
RMS	5.917G	63.31	68.20	-4.89	56.48	3	Vertical	0	1.80	-	34.30	8.11	35.58
PK	6.154G	108.82	Inf	-Inf	101.61	3	Vertical	0	1.80	-	34.31	8.21	35.31
RMS	6.115G	97.32	Inf	-Inf	90.28	3	Vertical	0	1.80	-	34.23	8.19	35.38

5.925-6.425GHz_802.11be EHT320_Nss1,(MCS0),3xRU996 CP 4_2TX

6105MHz_TX

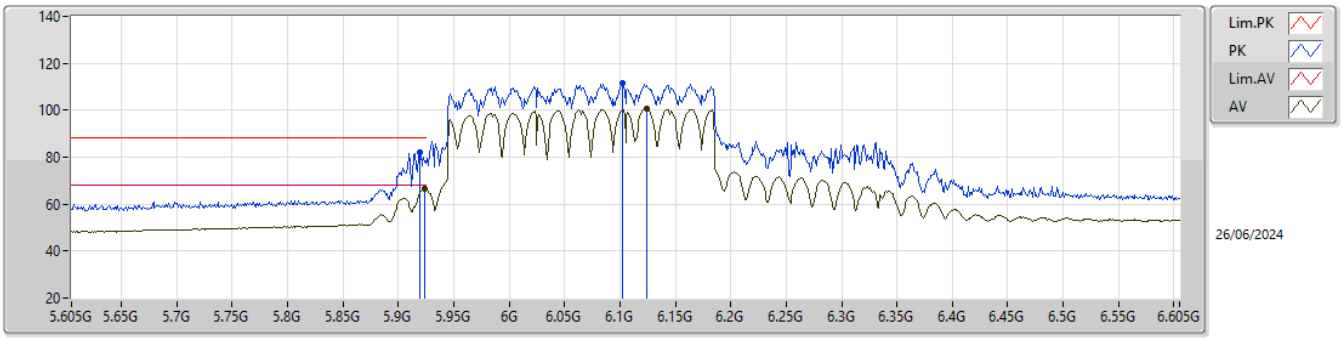

EUT Y_2TX
Setting 19.5
05-R-R-7-10

Type	Freq	Level	Limit	Margin	Raw	Dist	Condition	Azimuth	Height	Comment	AF	CL	PA
	(Hz)	(dBuV/m)	(dBuV/m)	(dB)	(dBuV)	(m)		(°)	(m)		(dB)	(dB)	(dB)
PK	5.919G	82.14	88.20	-6.06	75.31	3	Horizontal	350	2.80	-	34.30	8.11	35.58
RMS	5.924G	66.78	68.20	-1.42	59.95	3	Horizontal	350	2.80	-	34.30	8.11	35.58
PK	6.102G	111.45	Inf	-Inf	104.47	3	Horizontal	350	2.80	-	34.20	8.19	35.41
RMS	6.124G	100.75	Inf	-Inf	93.67	3	Horizontal	350	2.80	-	34.25	8.20	35.37

5.925-6.425GHz_802.11be EHT320_Nss1,(MCS0),3xRU996 CP 4_2TX

6105MHz_TX

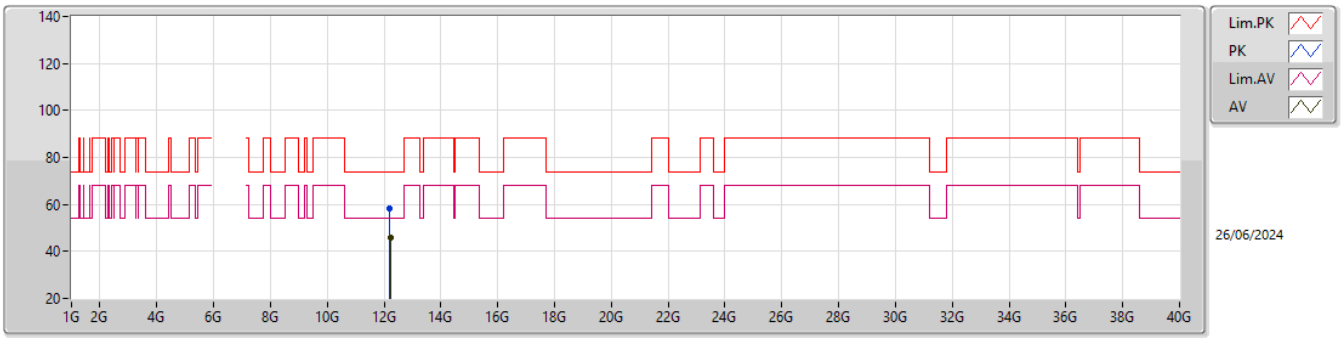

EUT Y_2TX
Setting 19.5
05-R-Y-1

Type	Freq	Level	Limit	Margin	Raw	Dist	Condition	Azimuth	Height	Comment	AF	CL	PA
	(Hz)	(dBuV/m)	(dBuV/m)	(dB)	(dBuV)	(m)		(°)	(m)		(dB)	(dB)	(dB)
PK	12.19803G	58.22	74.00	-15.78	41.22	3	Vertical	1	2.52	-	39.10	11.14	33.24
AV	12.21813G	45.90	54.00	-8.10	28.87	3	Vertical	1	2.52	-	39.10	11.15	33.22

5.925-6.425GHz_802.11be EHT320_Nss1,(MCS0),3xRU996 CP 4_2TX

6105MHz_TX

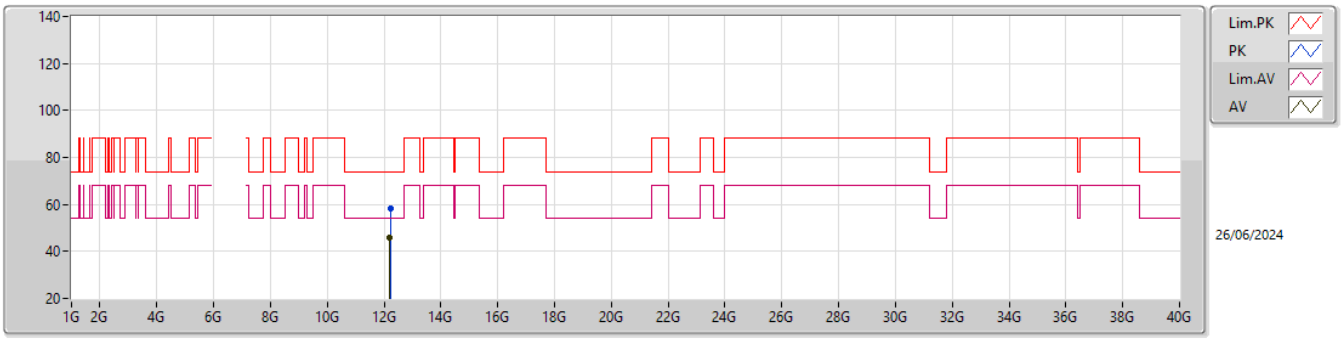

EUT Y_2TX
Setting 19.5
05-R-Y-1

Type	Freq	Level	Limit	Margin	Raw	Dist	Condition	Azimuth	Height	Comment	AF	CL	PA
	(Hz)	(dBuV/m)	(dBuV/m)	(dB)	(dBuV)	(m)		(°)	(m)		(dB)	(dB)	(dB)
PK	12.21336G	58.45	74.00	-15.55	41.43	3	Horizontal	86	1.55	-	39.10	11.14	33.22
AV	12.20217G	45.79	54.00	-8.21	28.79	3	Horizontal	86	1.55	-	39.10	11.14	33.24

5.925-6.425GHz_802.11be EHT320_Nss1,(MCS0),3xRU996 CP 4_2TX

6105MHz_TX

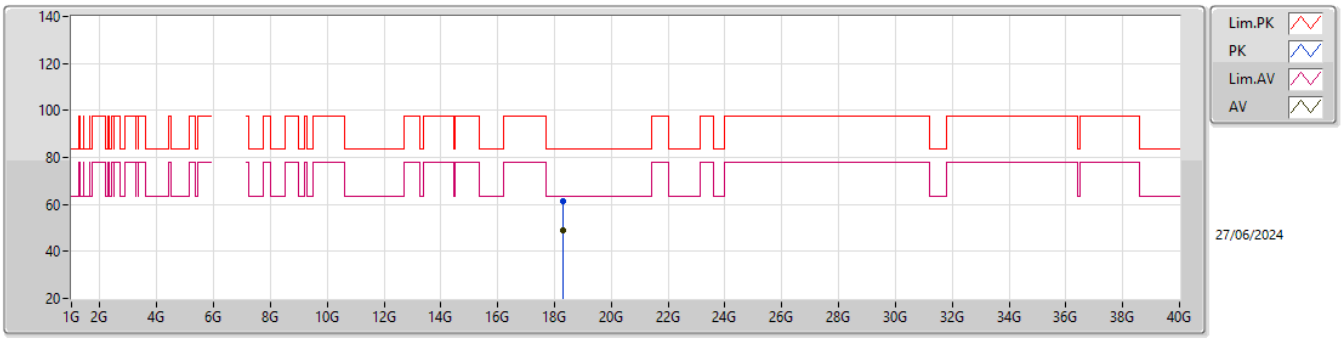

EUT Y_2TX
Setting 19.5
05-R-Y-1

Type	Freq	Level	Limit	Margin	Raw	Dist	Condition	Azimuth	Height	Comment	AF	CL	PA
	(Hz)	(dBuV/m)	(dBuV/m)	(dB)	(dBuV)	(m)		(°)	(m)		(dB)	(dB)	(dB)
PK	18.3033G	61.30	83.54	-22.24	58.11	1	Vertical	166	2.86	-	37.50	15.28	49.59
AV	18.30288G	49.16	63.54	-14.38	45.97	1	Vertical	166	2.86	-	37.50	15.28	49.59

5.925-6.425GHz_802.11be EHT320_Nss1,(MCS0),3xRU996 CP 4_2TX

6105MHz_TX

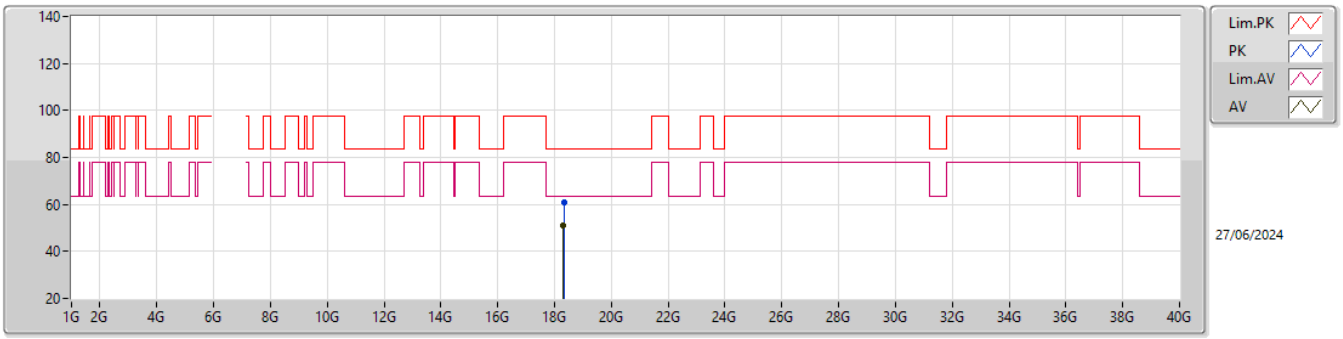

EUT Y_2TX
Setting 19.5
05-R-Y-1

Type	Freq	Level	Limit	Margin	Raw	Dist	Condition	Azimuth	Height	Comment	AF	CL	PA
	(Hz)	(dBuV/m)	(dBuV/m)	(dB)	(dBuV)	(m)		(°)	(m)		(dB)	(dB)	(dB)
PK	18.32172G	60.70	83.54	-22.84	57.51	1	Horizontal	140	2.88	-	37.50	15.28	49.59
AV	18.30366G	51.17	63.54	-12.37	47.98	1	Horizontal	140	2.88	-	37.50	15.28	49.59

5.925-6.425GHz_802.11be EHT320_Nss1,(MCS0),2xRU996+RU484 CP 6_2TX

6105MHz_TX

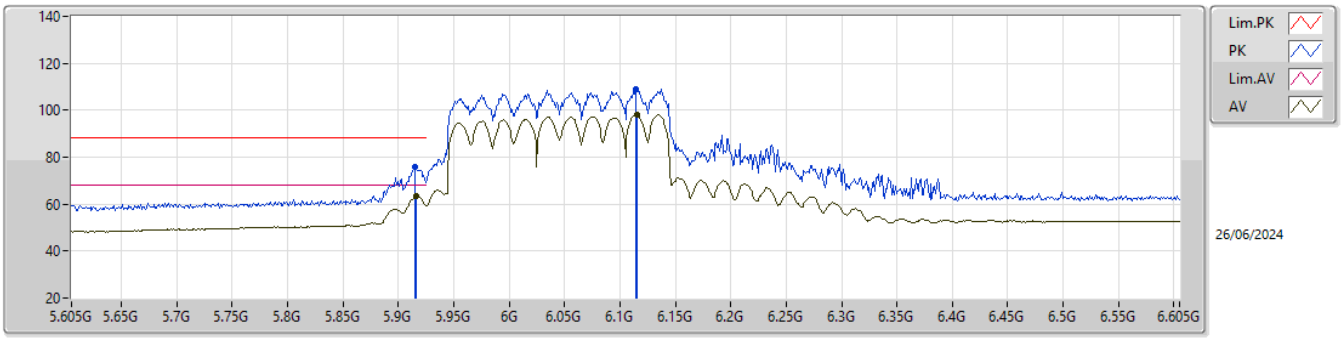

EUT Y_2TX
Setting 19.5
05-R-R-7-10

Type	Freq	Level	Limit	Margin	Raw	Dist	Condition	Azimuth	Height	Comment	AF	CL	PA
	(Hz)	(dBuV/m)	(dBuV/m)	(dB)	(dBuV)	(m)		(°)	(m)		(dB)	(dB)	(dB)
PK	5.915G	75.92	88.20	-12.28	69.10	3	Vertical	0	1.80	-	34.30	8.10	35.58
RMS	5.916G	63.62	68.20	-4.58	56.79	3	Vertical	0	1.80	-	34.30	8.11	35.58
PK	6.114G	109.03	Inf	-Inf	102.00	3	Vertical	0	1.80	-	34.23	8.19	35.39
RMS	6.115G	98.02	Inf	-Inf	90.98	3	Vertical	0	1.80	-	34.23	8.19	35.38

5.925-6.425GHz_802.11be EHT320_Nss1,(MCS0),2xRU996+RU484 CP 6_2TX

6105MHz_TX

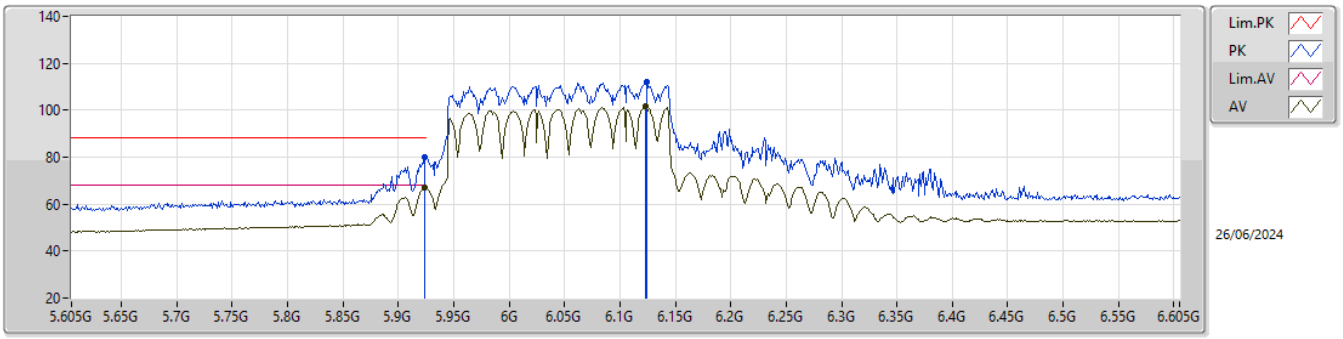

EUT Y_2TX
Setting 19.5
05-R-R-7-10

Type	Freq	Level	Limit	Margin	Raw	Dist	Condition	Azimuth	Height	Comment	AF	CL	PA
	(Hz)	(dBuV/m)	(dBuV/m)	(dB)	(dBuV)	(m)		(°)	(m)		(dB)	(dB)	(dB)
PK	5.924G	79.78	88.20	-8.42	72.95	3	Horizontal	349	2.81	-	34.30	8.11	35.58
RMS	5.924G	66.94	68.20	-1.26	60.11	3	Horizontal	349	2.81	-	34.30	8.11	35.58
PK	6.124G	111.86	Inf	-Inf	104.78	3	Horizontal	349	2.81	-	34.25	8.20	35.37
RMS	6.123G	101.59	Inf	-Inf	94.51	3	Horizontal	349	2.81	-	34.25	8.20	35.37

5.925-6.425GHz_802.11be EHT320_Nss1,(MCS0),2xRU996+RU484 CP 6_2TX

6105MHz_TX

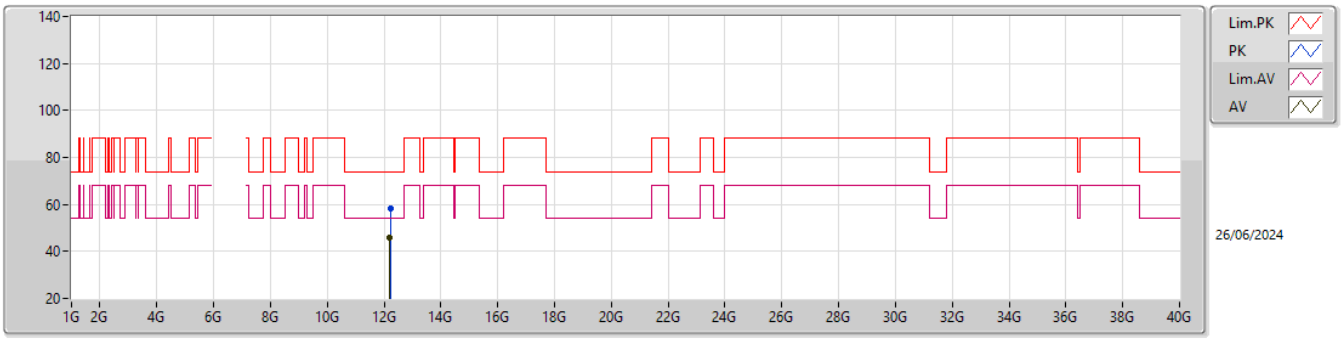

EUT Y_2TX
Setting 19.5
05-R-Y-1

Type	Freq	Level	Limit	Margin	Raw	Dist	Condition	Azimuth	Height	Comment	AF	CL	PA
	(Hz)	(dBuV/m)	(dBuV/m)	(dB)	(dBuV)	(m)		(°)	(m)		(dB)	(dB)	(dB)
PK	12.222G	58.16	74.00	-15.84	41.12	3	Vertical	155	1.73	-	39.10	11.15	33.21
AV	12.19917G	45.84	54.00	-8.16	28.84	3	Vertical	155	1.73	-	39.10	11.14	33.24

5.925-6.425GHz_802.11be EHT320_Nss1,(MCS0),2xRU996+RU484 CP 6_2TX

6105MHz_TX

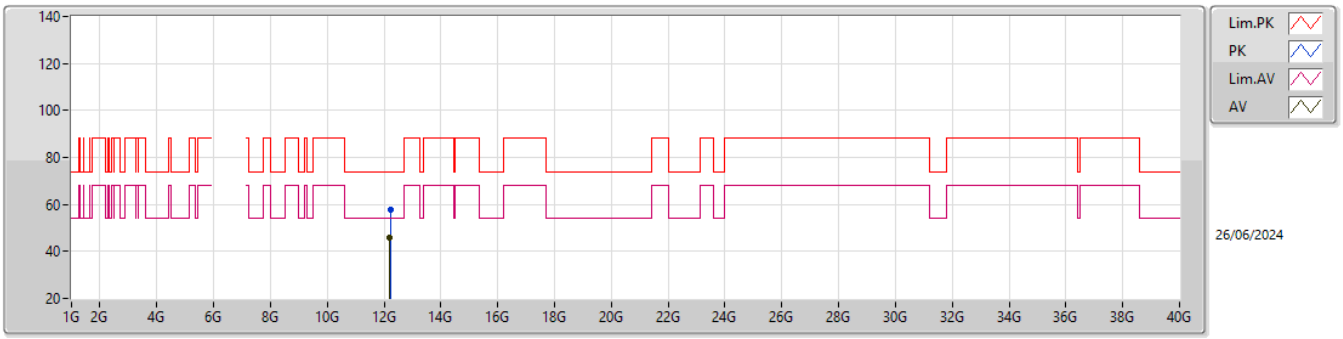

EUT Y_2TX
Setting 19.5
05-R-Y-1

Type	Freq	Level	Limit	Margin	Raw	Dist	Condition	Azimuth	Height	Comment	AF	CL	PA
	(Hz)	(dBuV/m)	(dBuV/m)	(dB)	(dBuV)	(m)		(°)	(m)		(dB)	(dB)	(dB)
PK	12.21597G	57.56	74.00	-16.44	40.54	3	Horizontal	263	2.84	-	39.10	11.14	33.22
AV	12.20505G	45.83	54.00	-8.17	28.82	3	Horizontal	263	2.84	-	39.10	11.14	33.23

5.925-6.425GHz_802.11be EHT320_Nss1,(MCS0),2xRU996+RU484 CP 6_2TX

6105MHz_TX

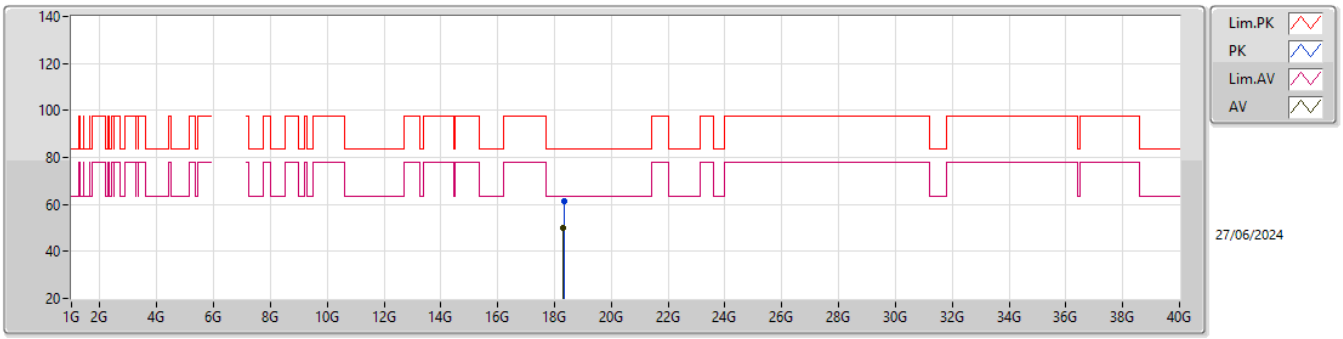

EUT Y_2TX
Setting 19.5
05-R-Y-1

Type	Freq	Level	Limit	Margin	Raw	Dist	Condition	Azimuth	Height	Comment	AF	CL	PA
	(Hz)	(dBuV/m)	(dBuV/m)	(dB)	(dBuV)	(m)		(°)	(m)		(dB)	(dB)	(dB)
PK	18.32412G	61.18	83.54	-22.36	58.00	1	Vertical	229	2.60	-	37.50	15.28	49.60
AV	18.30207G	50.07	63.54	-13.47	46.87	1	Vertical	229	2.60	-	37.50	15.28	49.58

5.925-6.425GHz_802.11be EHT320_Nss1,(MCS0),2xRU996+RU484 CP 6_2TX

6105MHz_TX

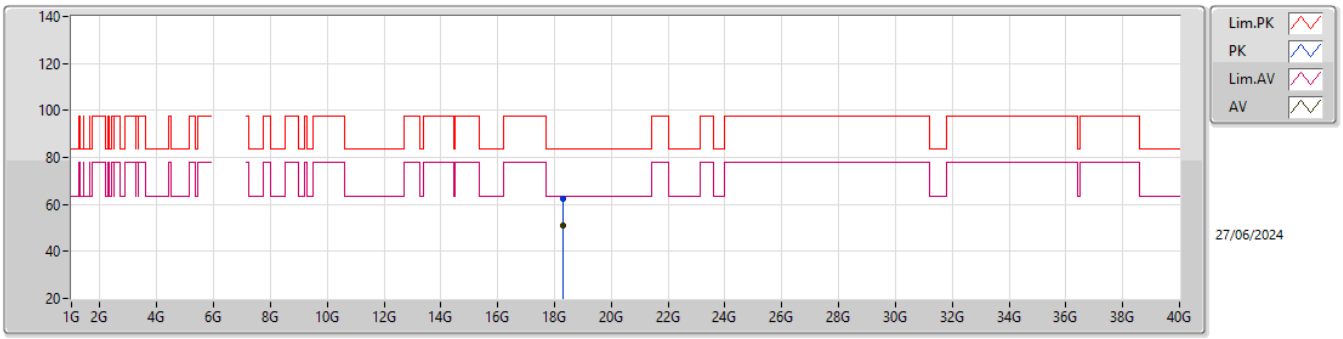

EUT Y_2TX
Setting 19.5
05-R-Y-1

Type	Freq	Level	Limit	Margin	Raw	Dist	Condition	Azimuth	Height	Comment	AF	CL	PA
	(Hz)	(dBuV/m)	(dBuV/m)	(dB)	(dBuV)	(m)		(°)	(m)		(dB)	(dB)	(dB)
PK	18.30081G	62.45	83.54	-21.09	59.25	1	Horizontal	90	2.53	-	37.50	15.28	49.58
AV	18.30201G	51.07	63.54	-12.47	47.87	1	Horizontal	90	2.53	-	37.50	15.28	49.58

6.525-6.875GHz_802.11be EHT320_Nss1,(MCS0),3xRU996+RU484 CP 5_2TX

6905MHz Straddle 6.525-6.875GHz_TX

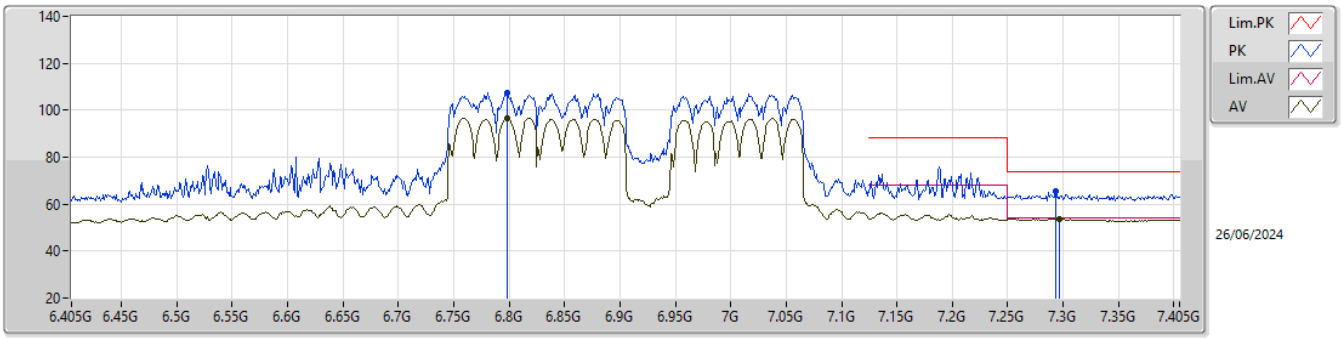

EUT Y_2TX
Setting 17.5
05-R-R-7-10

Type	Freq	Level	Limit	Margin	Raw	Dist	Condition	Azimuth	Height	Comment	AF	CL	PA
	(Hz)	(dBuV/m)	(dBuV/m)	(dB)	(dBuV)	(m)		(°)	(m)		(dB)	(dB)	(dB)
PK	6.798G	107.40	Inf	-Inf	97.89	3	Vertical	347	1.02	-	36.10	8.46	35.05
RMS	6.798G	96.58	Inf	-Inf	87.07	3	Vertical	347	1.02	-	36.10	8.46	35.05
PK	7.293G	65.30	74.00	-8.70	54.41	3	Vertical	347	1.02	-	37.10	8.60	34.81
RMS	7.297G	53.77	54.00	-0.23	42.87	3	Vertical	347	1.02	-	37.10	8.60	34.80

6.525-6.875GHz_802.11be EHT320_Nss1,(MCS0),3xRU996+RU484 CP 5_2TX

6905MHz Straddle 6.525-6.875GHz_TX

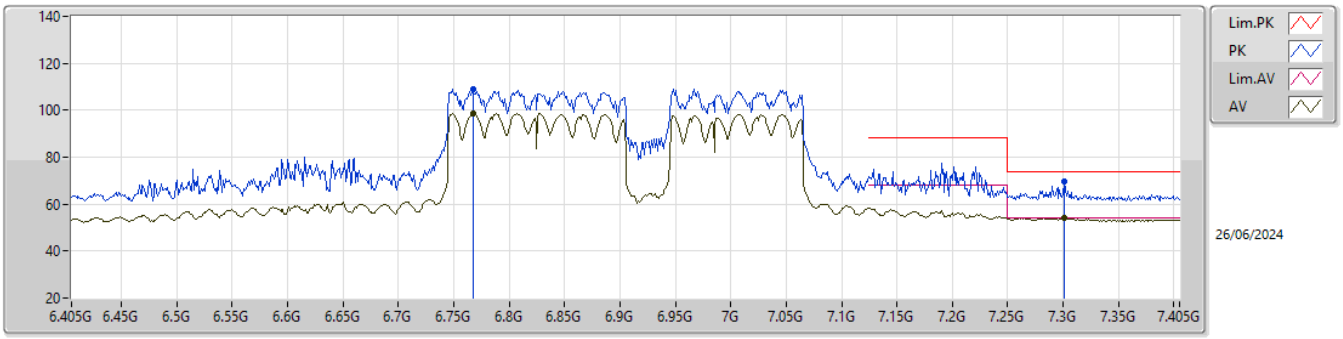

EUT Y_2TX
Setting 17.5
05-R-R-7-10

Type	Freq	Level	Limit	Margin	Raw	Dist	Condition	Azimuth	Height	Comment	AF	CL	PA
	(Hz)	(dBuV/m)	(dBuV/m)	(dB)	(dBuV)	(m)		(°)	(m)		(dB)	(dB)	(dB)
PK	6.767G	109.07	Inf	-Inf	99.49	3	Horizontal	356	1.00	-	36.17	8.42	35.01
RMS	6.768G	98.54	Inf	-Inf	88.97	3	Horizontal	356	1.00	-	36.16	8.42	35.01
PK	7.301G	69.48	74.00	-4.52	58.57	3	Horizontal	356	1.00	-	37.10	8.60	34.79
RMS	7.301G	53.98	54.00	-0.02	43.07	3	Horizontal	356	1.00	-	37.10	8.60	34.79

6.525-6.875GHz_802.11be EHT320_Nss1,(MCS0),3xRU996+RU484 CP 5_2TX

6905MHz Straddle 6.525-6.875GHz_TX

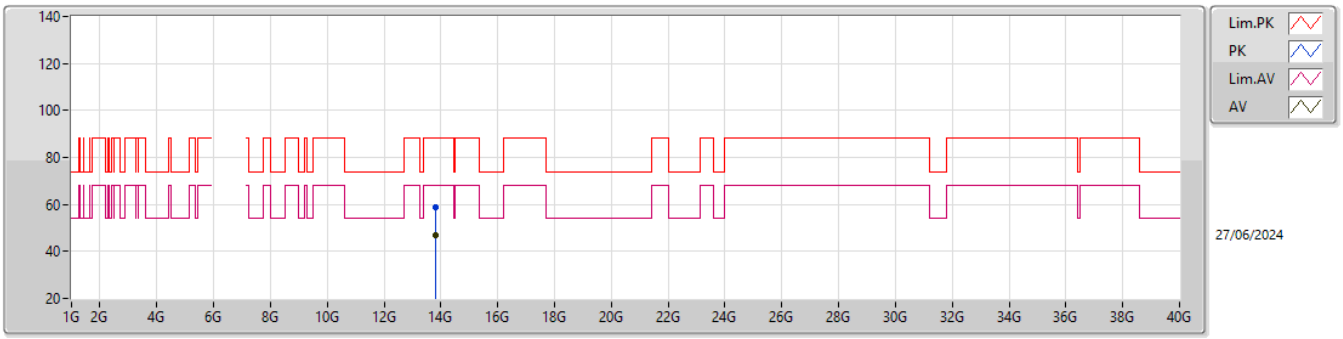

EUT Y_2TX
Setting 17.5
05-R-Y-1

Type	Freq	Level	Limit	Margin	Raw	Dist	Condition	Azimuth	Height	Comment	AF	CL	PA
	(Hz)	(dBuV/m)	(dBuV/m)	(dB)	(dBuV)	(m)		(°)	(m)		(dB)	(dB)	(dB)
PK	13.82248G	58.62	88.20	-29.58	40.11	3	Vertical	290	2.92	-	40.30	11.70	33.49
RMS	13.8238G	46.81	68.20	-21.39	28.30	3	Vertical	290	2.92	-	40.30	11.70	33.49

6.525-6.875GHz_802.11be EHT320_Nss1,(MCS0),3xRU996+RU484 CP 5_2TX

6905MHz Straddle 6.525-6.875GHz_TX

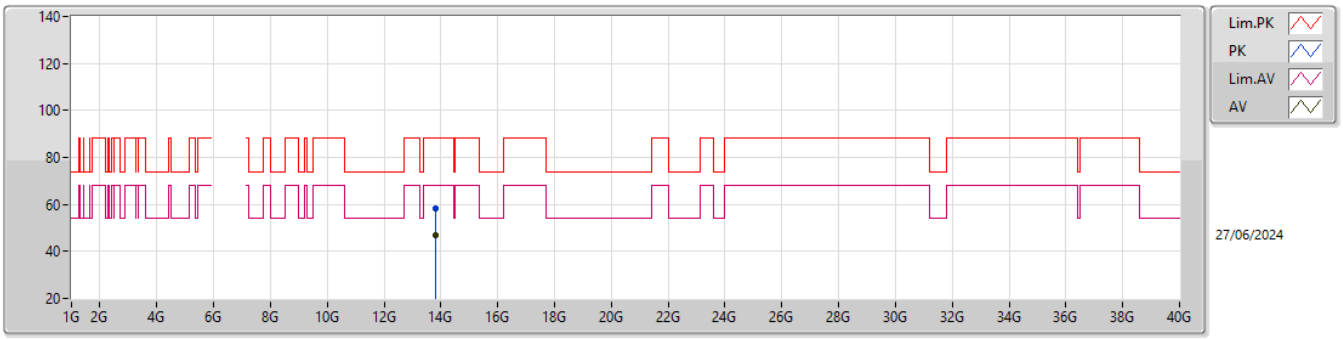

EUT Y_2TX
Setting 17.5
05-R-Y-1

Type	Freq	Level	Limit	Margin	Raw	Dist	Condition	Azimuth	Height	Comment	AF	CL	PA
	(Hz)	(dBuV/m)	(dBuV/m)	(dB)	(dBuV)	(m)		(°)	(m)		(dB)	(dB)	(dB)
PK	13.80289G	58.48	88.20	-29.72	39.98	3	Horizontal	18	2.44	-	40.30	11.69	33.49
RMS	13.82398G	46.82	68.20	-21.38	28.31	3	Horizontal	18	2.44	-	40.30	11.70	33.49

6.525-6.875GHz_802.11be EHT320_Nss1,(MCS0),3xRU996+RU484 CP 5_2TX

6905MHz Straddle 6.525-6.875GHz_TX

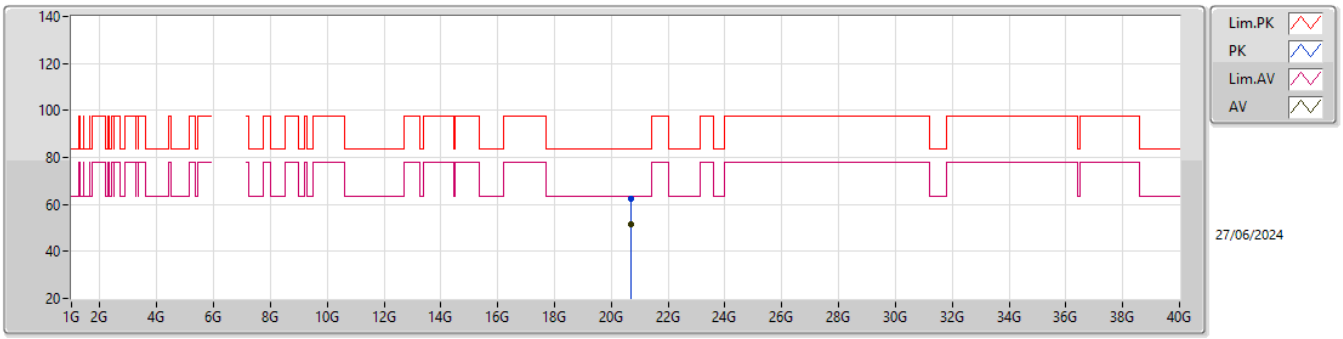

EUT Y_2TX
Setting 17.5
05-R-Y-1

Type	Freq	Level	Limit	Margin	Raw	Dist	Condition	Azimuth	Height	Comment	AF	CL	PA
	(Hz)	(dBuV/m)	(dBuV/m)	(dB)	(dBuV)	(m)		(°)	(m)		(dB)	(dB)	(dB)
PK	20.71026G	62.20	83.54	-21.34	57.58	1	Vertical	240	2.86	-	37.88	15.77	49.03
AV	20.70015G	51.60	63.54	-11.94	46.98	1	Vertical	240	2.86	-	37.90	15.76	49.04

6.525-6.875GHz_802.11be EHT320_Nss1,(MCS0),3xRU996+RU484 CP 5_2TX

6905MHz Straddle 6.525-6.875GHz_TX

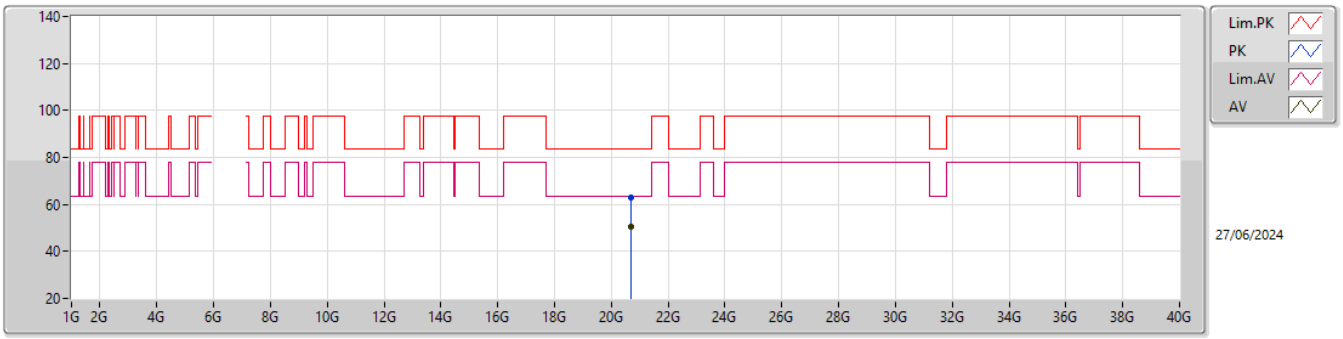

EUT Y_2TX
Setting 17.5
05-R-Y-1

Type	Freq	Level	Limit	Margin	Raw	Dist	Condition	Azimuth	Height	Comment	AF	CL	PA
	(Hz)	(dBuV/m)	(dBuV/m)	(dB)	(dBuV)	(m)		(°)	(m)		(dB)	(dB)	(dB)
PK	20.7132G	62.77	83.54	-20.77	58.16	1	Horizontal	114	1.83	-	37.87	15.77	49.03
AV	20.70444G	50.69	63.54	-12.85	46.07	1	Horizontal	114	1.83	-	37.89	15.76	49.03

6.525-6.875GHz_802.11be EHT320_Nss1,(MCS0),3xRU996 CP 2_2TX

6905MHz Straddle 6.525-6.875GHz_TX

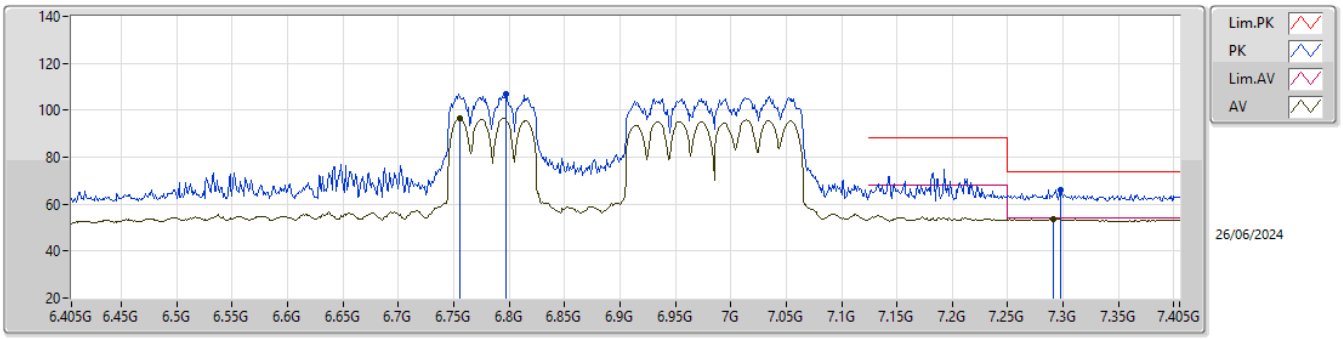

EUT Y_2TX
Setting 17
05-R-R-7-10

Type	Freq	Level	Limit	Margin	Raw	Dist	Condition	Azimuth	Height	Comment	AF	CL	PA
	(Hz)	(dBuV/m)	(dBuV/m)	(dB)	(dBuV)	(m)		(°)	(m)		(dB)	(dB)	(dB)
PK	6.797G	107.15	Inf	-Inf	97.63	3	Vertical	345	1.80	-	36.11	8.46	35.05
RMS	6.756G	96.34	Inf	-Inf	86.73	3	Vertical	345	1.80	-	36.19	8.41	34.99
PK	7.298G	66.18	74.00	-7.82	55.28	3	Vertical	345	1.80	-	37.10	8.60	34.80
RMS	7.291G	53.65	54.00	-0.35	42.76	3	Vertical	345	1.80	-	37.10	8.60	34.81

6.525-6.875GHz_802.11be EHT320_Nss1,(MCS0),3xRU996 CP 2_2TX

6905MHz Straddle 6.525-6.875GHz_TX

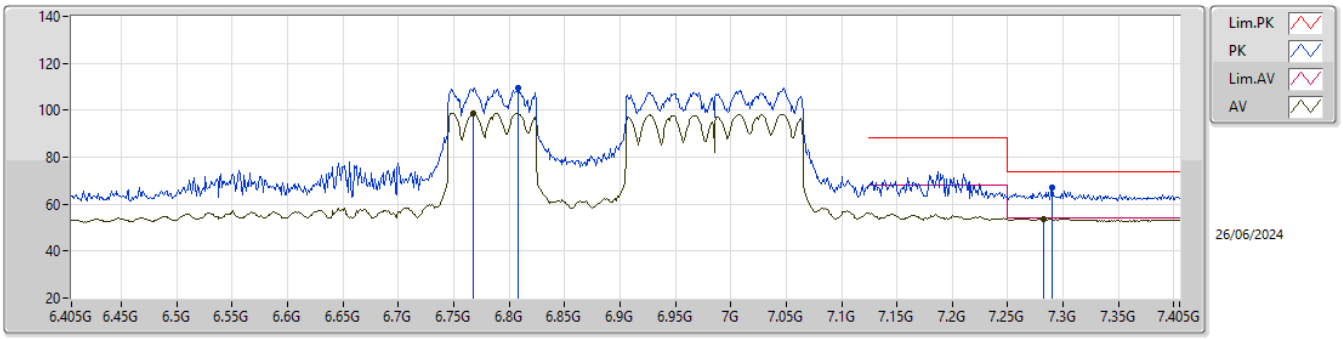

EUT Y_2TX
Setting 17
05-R-R-7-10

Type	Freq	Level	Limit	Margin	Raw	Dist	Condition	Azimuth	Height	Comment	AF	CL	PA
	(Hz)	(dBuV/m)	(dBuV/m)	(dB)	(dBuV)	(m)		(°)	(m)		(dB)	(dB)	(dB)
PK	6.808G	109.56	Inf	-Inf	100.08	3	Horizontal	355	1.00	-	36.08	8.47	35.07
RMS	6.768G	98.80	Inf	-Inf	89.23	3	Horizontal	355	1.00	-	36.16	8.42	35.01
PK	7.29G	67.04	74.00	-6.96	56.15	3	Horizontal	355	1.00	-	37.10	8.60	34.81
RMS	7.282G	53.75	54.00	-0.25	42.89	3	Horizontal	355	1.00	-	37.10	8.59	34.83

6.525-6.875GHz_802.11be EHT320_Nss1,(MCS0),3xRU996 CP 2_2TX

6905MHz Straddle 6.525-6.875GHz_TX

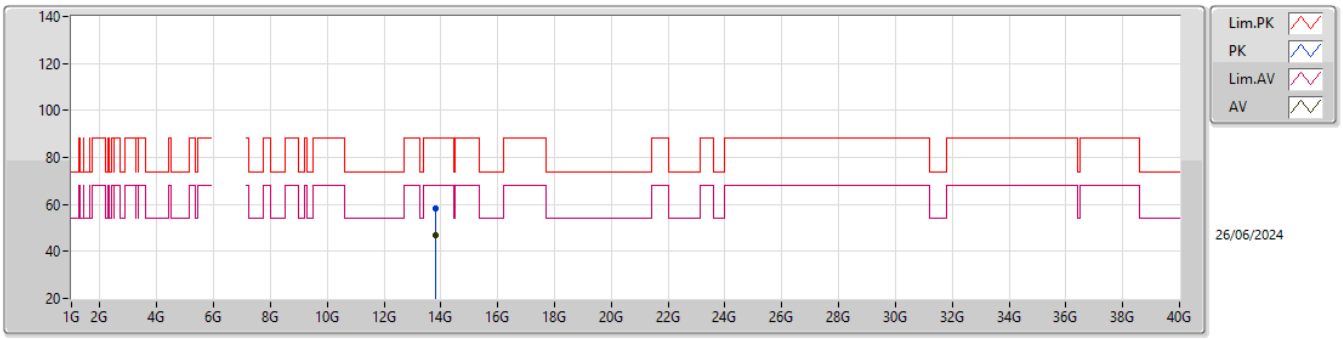

EUT Y_2TX
Setting 17
05-R-Y-1

Type	Freq	Level	Limit	Margin	Raw	Dist	Condition	Azimuth	Height	Comment	AF	CL	PA
	(Hz)	(dBuV/m)	(dBuV/m)	(dB)	(dBuV)	(m)		(°)	(m)		(dB)	(dB)	(dB)
PK	13.8133G	58.48	88.20	-29.72	39.97	3	Vertical	210	2.38	-	40.30	11.70	33.49
RMS	13.82326G	46.81	68.20	-21.39	28.30	3	Vertical	210	2.38	-	40.30	11.70	33.49

6.525-6.875GHz_802.11be EHT320_Nss1,(MCS0),3xRU996 CP 2_2TX

6905MHz Straddle 6.525-6.875GHz_TX

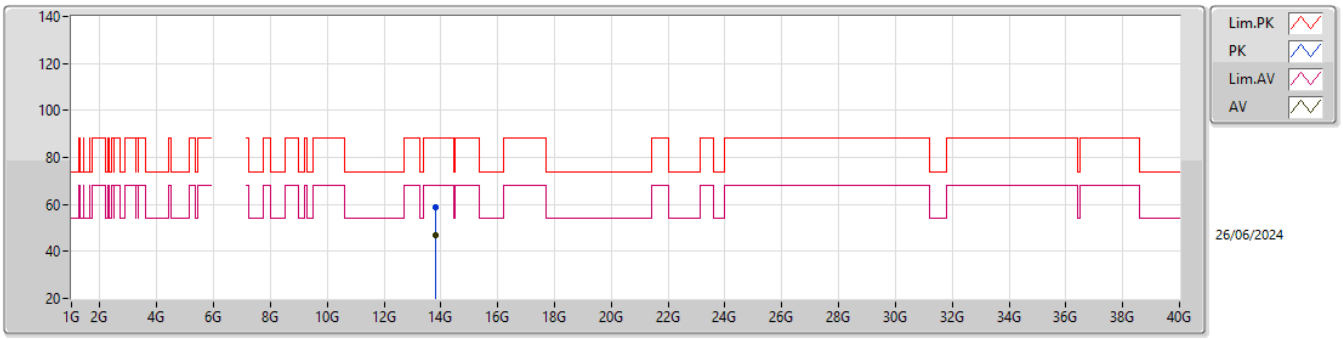

EUT Y_2TX
Setting 17
05-R-Y-1

Type	Freq	Level	Limit	Margin	Raw	Dist	Condition	Azimuth	Height	Comment	AF	CL	PA
	(Hz)	(dBuV/m)	(dBuV/m)	(dB)	(dBuV)	(m)		(°)	(m)		(dB)	(dB)	(dB)
PK	13.82179G	58.63	88.20	-29.57	40.12	3	Horizontal	228	2.80	-	40.30	11.70	33.49
RMS	13.82407G	46.82	68.20	-21.38	28.31	3	Horizontal	228	2.80	-	40.30	11.70	33.49

6.525-6.875GHz_802.11be EHT320_Nss1,(MCS0),3xRU996 CP 2_2TX

6905MHz Straddle 6.525-6.875GHz_TX

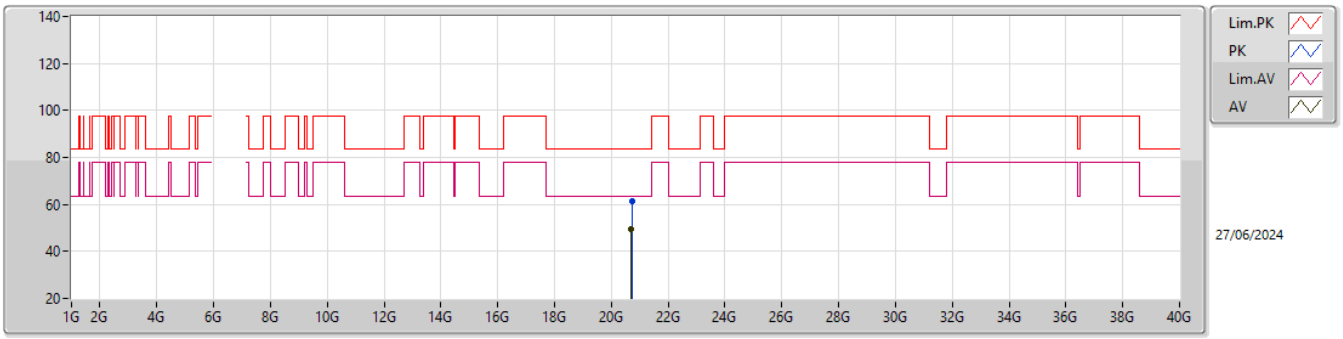

EUT Y_2TX
Setting 17
05-R-Y-1

Type	Freq	Level	Limit	Margin	Raw	Dist	Condition	Azimuth	Height	Comment	AF	CL	PA
	(Hz)	(dBuV/m)	(dBuV/m)	(dB)	(dBuV)	(m)		(°)	(m)		(dB)	(dB)	(dB)
PK	20.71614G	61.40	83.54	-22.14	56.79	1	Vertical	123	2.40	-	37.87	15.77	49.03
AV	20.70432G	49.59	63.54	-13.95	44.97	1	Vertical	123	2.40	-	37.89	15.76	49.03

6.525-6.875GHz_802.11be EHT320_Nss1,(MCS0),3xRU996 CP 2_2TX

6905MHz Straddle 6.525-6.875GHz_TX

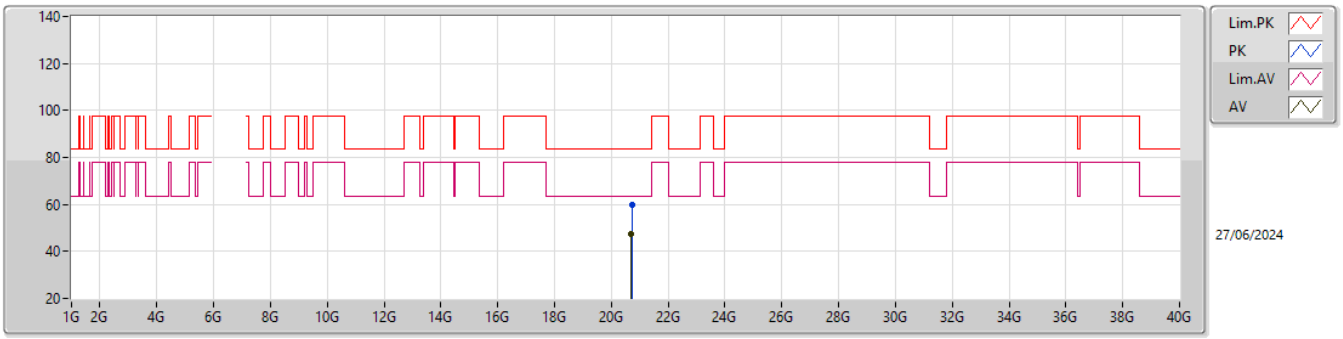

EUT Y_2TX
Setting 17
05-R-Y-1

Type	Freq	Level	Limit	Margin	Raw	Dist	Condition	Azimuth	Height	Comment	AF	CL	PA
	(Hz)	(dBuV/m)	(dBuV/m)	(dB)	(dBuV)	(m)		(°)	(m)		(dB)	(dB)	(dB)
PK	20.71464G	59.91	83.54	-23.63	55.30	1	Horizontal	71	2.62	-	37.87	15.77	49.03
AV	20.70207G	47.61	63.54	-15.93	42.98	1	Horizontal	71	2.62	-	37.90	15.76	49.03

6.525-6.875GHz_802.11be EHT320_Nss1,(MCS0),2xRU996+RU484 CP 10_2TX

6905MHz Straddle 6.525-6.875GHz_TX

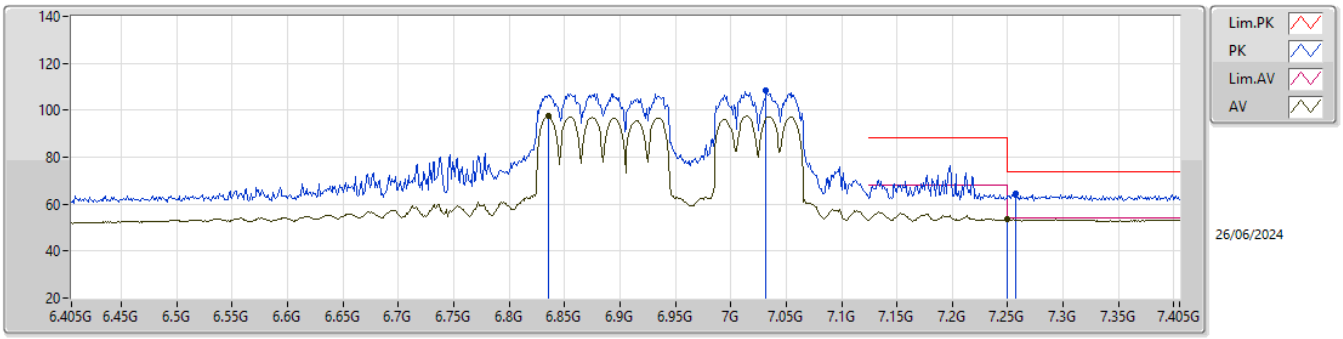

EUT Y_2TX
Setting 17.5
05-R-R-7-10

Type	Freq	Level	Limit	Margin	Raw	Dist	Condition	Azimuth	Height	Comment	AF	CL	PA
	(Hz)	(dBuV/m)	(dBuV/m)	(dB)	(dBuV)	(m)		(°)	(m)		(dB)	(dB)	(dB)
PK	7.032G	108.26	Inf	-Inf	98.61	3	Vertical	349	1.80	-	36.33	8.60	35.28
RMS	6.835G	97.65	Inf	-Inf	88.24	3	Vertical	349	1.80	-	36.03	8.49	35.11
PK	7.257G	64.70	74.00	-9.30	53.89	3	Vertical	349	1.80	-	37.10	8.58	34.87
RMS	7.25G	53.72	54.00	-0.28	42.92	3	Vertical	349	1.80	-	37.10	8.58	34.88

6.525-6.875GHz_802.11be EHT320_Nss1,(MCS0),2xRU996+RU484 CP 10_2TX

6905MHz Straddle 6.525-6.875GHz_TX

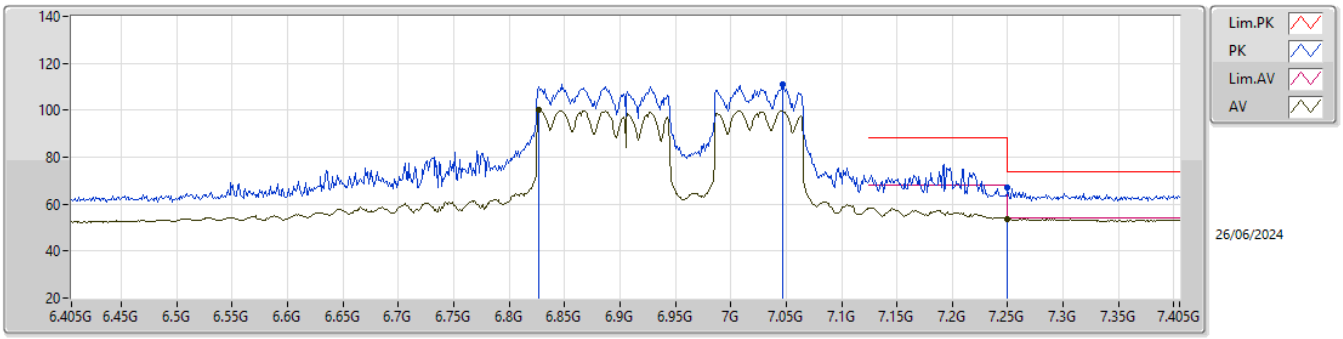

EUT Y_2TX
Setting 17.5
05-R-R-7-10

Type	Freq	Level	Limit	Margin	Raw	Dist	Condition	Azimuth	Height	Comment	AF	CL	PA
	(Hz)	(dBuV/m)	(dBuV/m)	(dB)	(dBuV)	(m)		(°)	(m)		(dB)	(dB)	(dB)
PK	7.047G	111.16	Inf	-Inf	101.42	3	Horizontal	356	1.00	-	36.39	8.60	35.25
RMS	6.827G	100.07	Inf	-Inf	90.63	3	Horizontal	356	1.00	-	36.05	8.48	35.09
PK	7.25G	66.98	74.00	-7.02	56.18	3	Horizontal	356	1.00	-	37.10	8.58	34.88
RMS	7.25G	53.79	54.00	-0.21	42.99	3	Horizontal	356	1.00	-	37.10	8.58	34.88

6.525-6.875GHz_802.11be EHT320_Nss1,(MCS0),2xRU996+RU484 CP 10_2TX

6905MHz Straddle 6.525-6.875GHz_TX

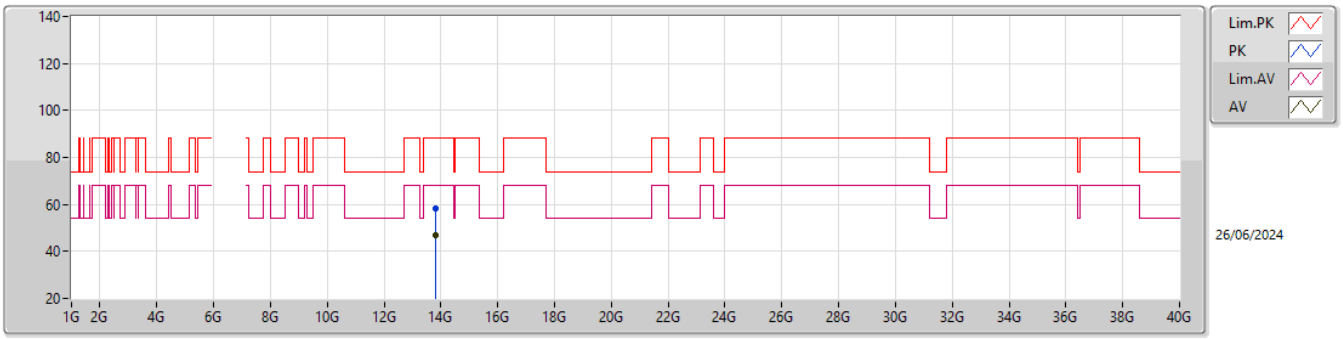

EUT Y_2TX
Setting 17.5
05-R-Y-1

Type	Freq	Level	Limit	Margin	Raw	Dist	Condition	Azimuth	Height	Comment	AF	CL	PA
	(Hz)	(dBuV/m)	(dBuV/m)	(dB)	(dBuV)	(m)		(°)	(m)		(dB)	(dB)	(dB)
PK	13.79797G	58.08	88.20	-30.12	39.57	3	Vertical	59	2.95	-	40.31	11.69	33.49
RMS	13.82407G	46.82	68.20	-21.38	28.31	3	Vertical	59	2.95	-	40.30	11.70	33.49

6.525-6.875GHz_802.11be EHT320_Nss1,(MCS0),2xRU996+RU484 CP 10_2TX

6905MHz Straddle 6.525-6.875GHz_TX

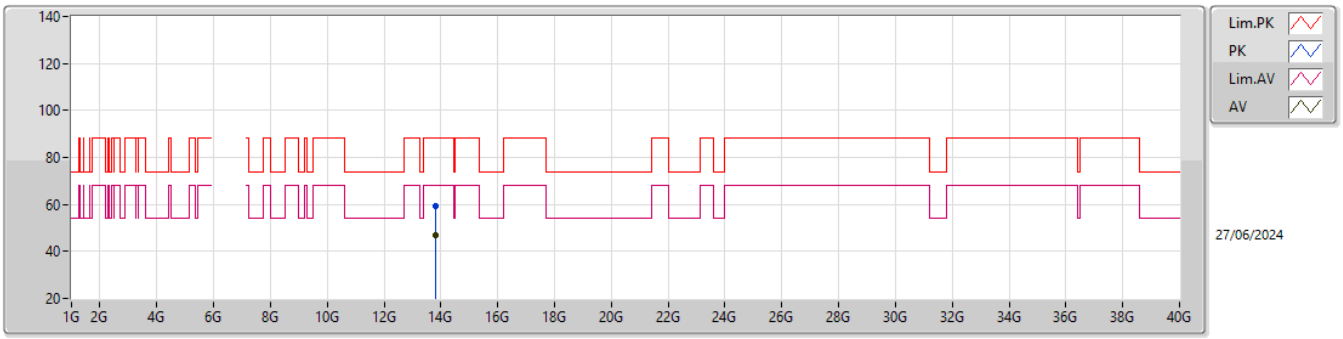

EUT Y_2TX
Setting 17.5
05-R-Y-1

Type	Freq	Level	Limit	Margin	Raw	Dist	Condition	Azimuth	Height	Comment	AF	CL	PA
	(Hz)	(dBuV/m)	(dBuV/m)	(dB)	(dBuV)	(m)		(°)	(m)		(dB)	(dB)	(dB)
PK	13.79524G	59.56	88.20	-28.64	41.03	3	Horizontal	69	2.82	-	40.32	11.69	33.48
RMS	13.82413G	46.82	68.20	-21.38	28.31	3	Horizontal	69	2.82	-	40.30	11.70	33.49

6.525-6.875GHz_802.11be EHT320_Nss1,(MCS0),2xRU996+RU484 CP 10_2TX

6905MHz Straddle 6.525-6.875GHz_TX

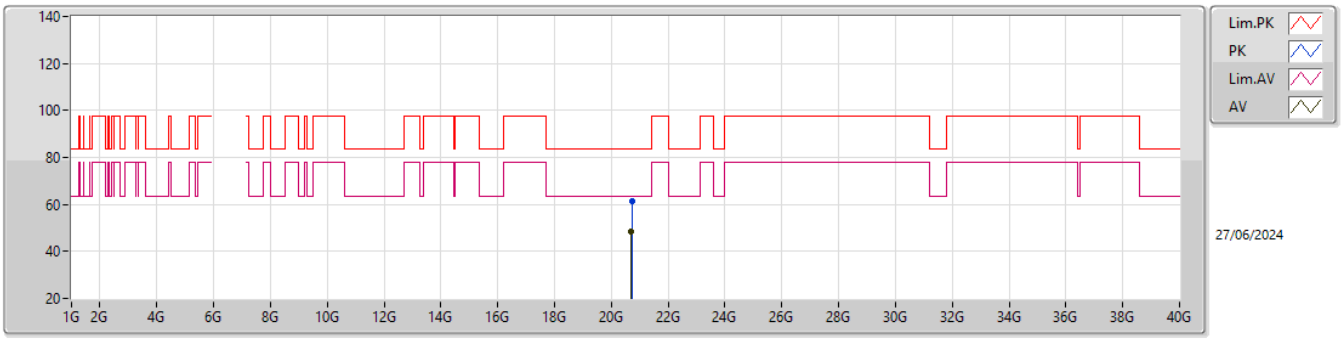

EUT Y_2TX
Setting 17.5
05-R-Y-1

Type	Freq	Level	Limit	Margin	Raw	Dist	Condition	Azimuth	Height	Comment	AF	CL	PA
	(Hz)	(dBuV/m)	(dBuV/m)	(dB)	(dBuV)	(m)		(°)	(m)		(dB)	(dB)	(dB)
PK	20.72565G	61.23	83.54	-22.31	56.62	1	Vertical	156	2.07	-	37.85	15.78	49.02
AV	20.70885G	48.67	63.54	-14.87	44.05	1	Vertical	156	2.07	-	37.88	15.77	49.03

6.525-6.875GHz_802.11be EHT320_Nss1,(MCS0),2xRU996+RU484 CP 10_2TX

6905MHz Straddle 6.525-6.875GHz_TX

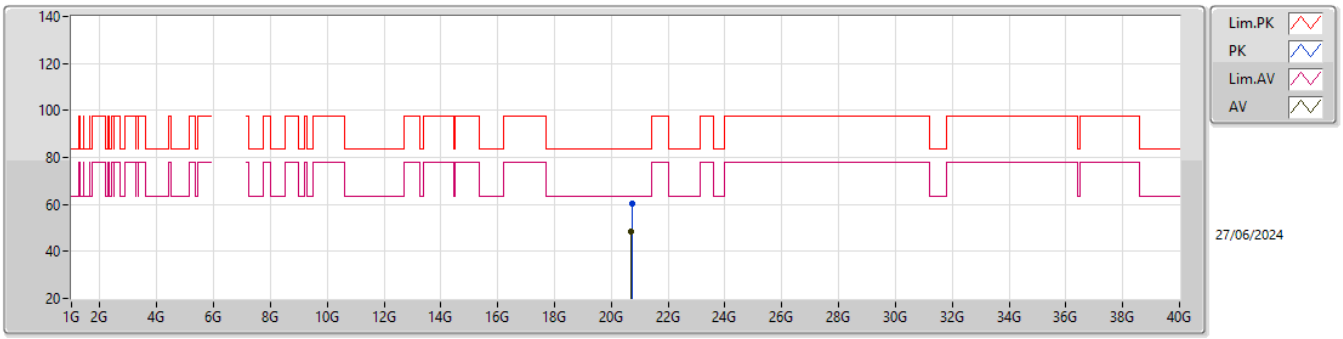

EUT Y_2TX
Setting 17.5
05-R-Y-1

Type	Freq	Level	Limit	Margin	Raw	Dist	Condition	Azimuth	Height	Comment	AF	CL	PA
	(Hz)	(dBuV/m)	(dBuV/m)	(dB)	(dBuV)	(m)		(°)	(m)		(dB)	(dB)	(dB)
PK	20.7198G	60.36	83.54	-23.18	55.75	1	Horizontal	76	2.41	-	37.86	15.78	49.03
AV	20.70006G	48.60	63.54	-14.94	43.98	1	Horizontal	76	2.41	-	37.90	15.76	49.04

5.925-6.425GHz_802.11be EHT80_Nss1,(MCS0),RU484+RU242 CP 4_4TX

5985MHz_TX

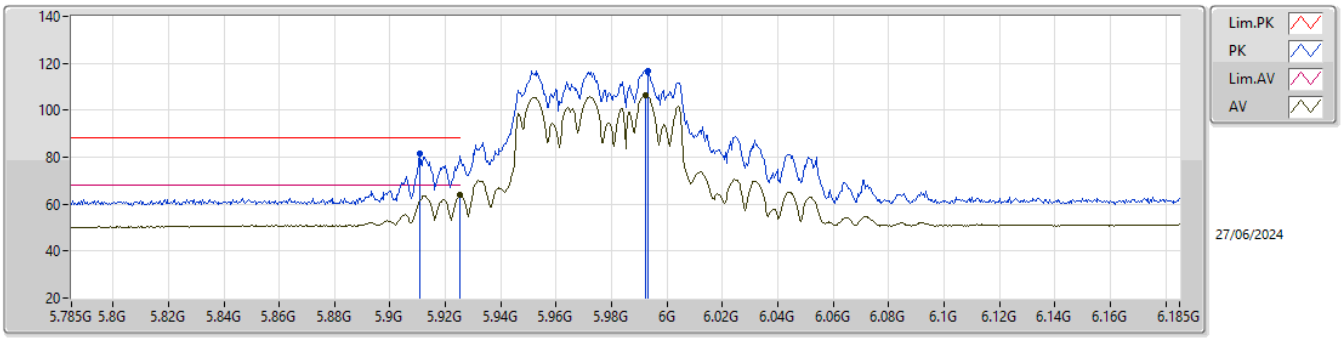

EUT X_4TX
Setting 18
05-R-R-7-10

Type	Freq	Level	Limit	Margin	Raw	Dist	Condition	Azimuth	Height	Comment	AF	CL	PA
	(Hz)	(dBuV/m)	(dBuV/m)	(dB)	(dBuV)	(m)		(°)	(m)		(dB)	(dB)	(dB)
PK	5.9106G	81.42	88.20	-6.78	74.60	3	Vertical	16	1.80	-	34.30	8.10	35.58
RMS	5.925G	64.13	68.20	-4.07	57.30	3	Vertical	16	1.80	-	34.30	8.11	35.58
PK	5.993G	116.83	Inf	-Inf	110.07	3	Vertical	16	1.80	-	34.21	8.16	35.61
RMS	5.9922G	106.21	Inf	-Inf	99.45	3	Vertical	16	1.80	-	34.22	8.15	35.61

5.925-6.425GHz_802.11be EHT80_Nss1,(MCS0),RU484+RU242 CP 4_4TX

5985MHz_TX

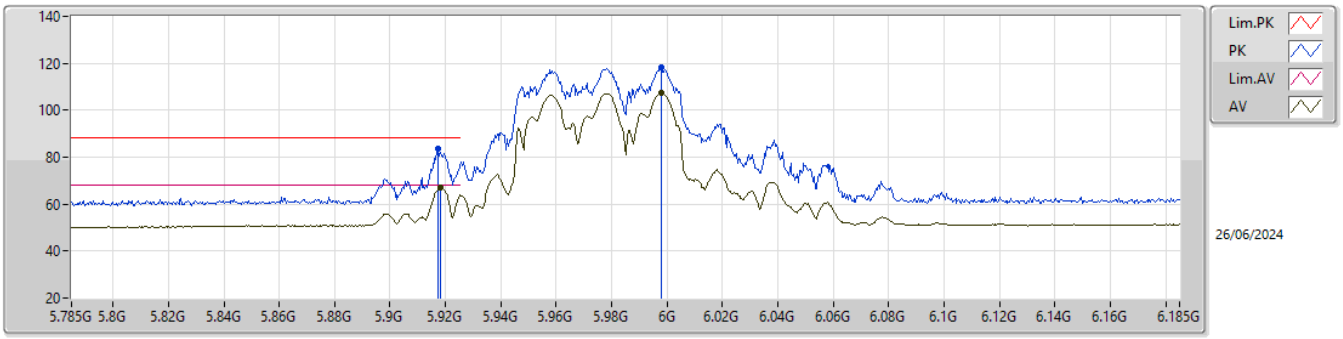

EUT X_4TX
Setting 18
05-R-R-7-10

Type	Freq	Level	Limit	Margin	Raw	Dist	Condition	Azimuth	Height	Comment	AF	CL	PA
	(Hz)	(dBuV/m)	(dBuV/m)	(dB)	(dBuV)	(m)		(°)	(m)		(dB)	(dB)	(dB)
PK	5.9174G	83.84	88.20	-4.36	77.01	3	Horizontal	358	1.80	-	34.30	8.11	35.58
RMS	5.9182G	66.93	68.20	-1.27	60.10	3	Horizontal	358	1.80	-	34.30	8.11	35.58
PK	5.9978G	118.49	Inf	-Inf	111.74	3	Horizontal	358	1.80	-	34.20	8.16	35.61
RMS	5.9978G	107.40	Inf	-Inf	100.65	3	Horizontal	358	1.80	-	34.20	8.16	35.61

5.925-6.425GHz_802.11be EHT80_Nss1,(MCS0),RU484+RU242 CP 4_4TX

5985MHz_TX

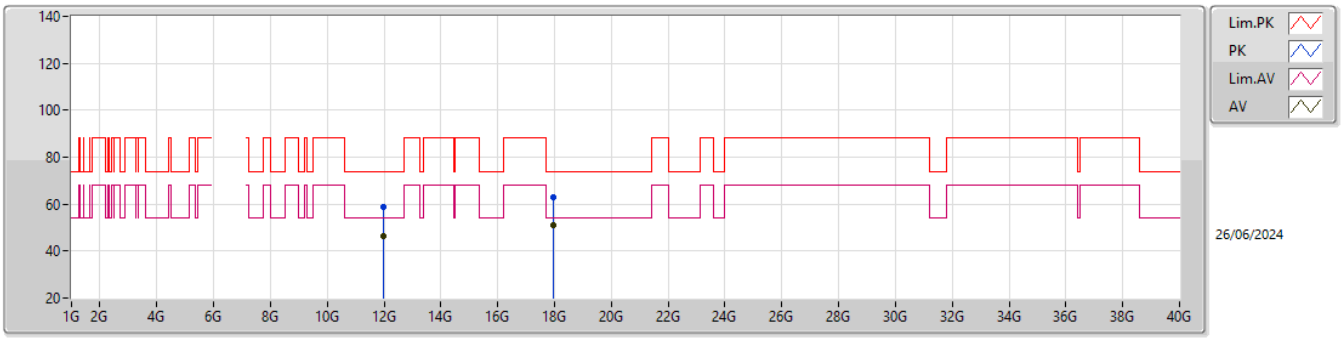

EUT X_4TX
Setting 18
05-R-Y-1

Type	Freq	Level	Limit	Margin	Raw	Dist	Condition	Azimuth	Height	Comment	AF	CL	PA
	(Hz)	(dBuV/m)	(dBuV/m)	(dB)	(dBuV)	(m)		(°)	(m)		(dB)	(dB)	(dB)
PK	11.97771G	58.69	74.00	-15.31	42.30	3	Vertical	170	1.08	-	38.76	11.06	33.43
AV	11.97567G	46.56	54.00	-7.44	30.18	3	Vertical	170	1.08	-	38.75	11.06	33.43
PK	17.94546G	62.75	74.00	-11.25	40.83	3	Vertical	14	2.18	-	42.18	13.33	33.59
AV	17.96817G	51.05	54.00	-2.95	29.00	3	Vertical	14	2.18	-	42.31	13.35	33.61

5.925-6.425GHz_802.11be EHT80_Nss1,(MCS0),RU484+RU242 CP 4_4TX

5985MHz_TX

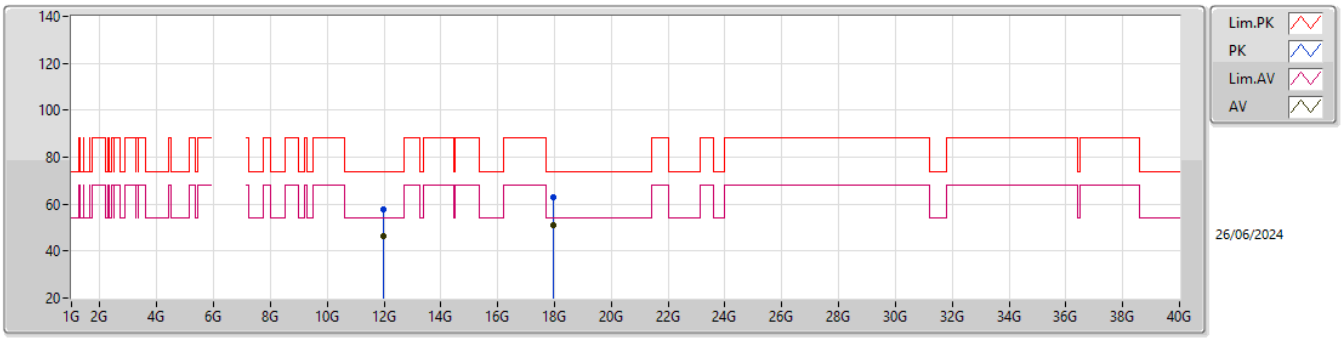

EUT X_4TX
Setting 18
05-R-Y-1

Type	Freq	Level	Limit	Margin	Raw	Dist	Condition	Azimuth	Height	Comment	AF	CL	PA
	(Hz)	(dBuV/m)	(dBuV/m)	(dB)	(dBuV)	(m)		(°)	(m)		(dB)	(dB)	(dB)
PK	11.98395G	57.87	74.00	-16.13	41.48	3	Horizontal	92	2.71	-	38.77	11.06	33.44
AV	11.98245G	46.52	54.00	-7.48	30.13	3	Horizontal	92	2.71	-	38.76	11.06	33.43
PK	17.94513G	62.70	74.00	-11.30	40.78	3	Horizontal	81	2.72	-	42.18	13.33	33.59
AV	17.94366G	51.00	54.00	-3.00	29.09	3	Horizontal	81	2.72	-	42.17	13.33	33.59

5.925-6.425GHz_802.11be EHT80_Nss1,(MCS0),RU484+RU242 CP 4_4TX

5985MHz_TX

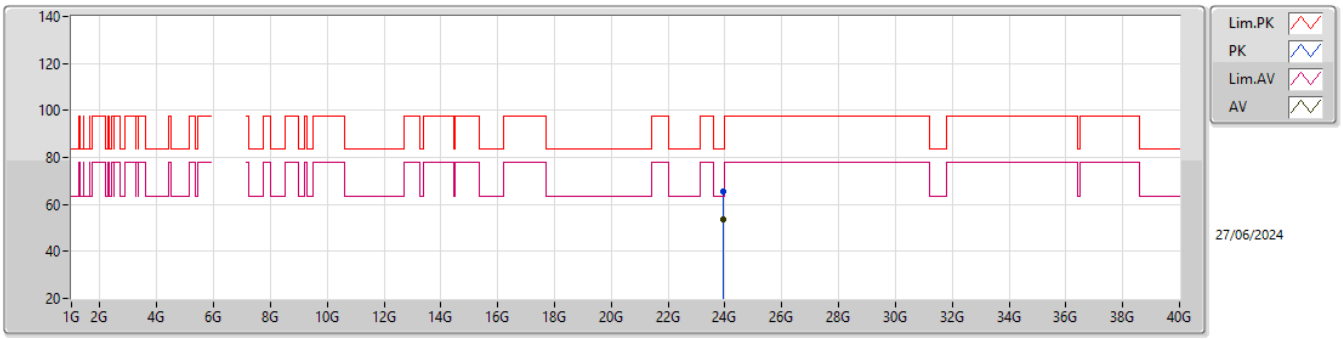

EUT X_4TX
Setting 18
05-R-Y-1

Type	Freq	Level	Limit	Margin	Raw	Dist	Condition	Azimuth	Height	Comment	AF	CL	PA
	(Hz)	(dBuV/m)	(dBuV/m)	(dB)	(dBuV)	(m)		(°)	(m)		(dB)	(dB)	(dB)
PK	23.94495G	65.38	83.54	-18.16	56.23	1	Vertical	40	1.01	-	38.89	17.38	47.12
AV	23.9427G	53.47	63.54	-10.07	44.32	1	Vertical	40	1.01	-	38.89	17.38	47.12

5.925-6.425GHz_802.11be EHT80_Nss1,(MCS0),RU484+RU242 CP 4_4TX

5985MHz_TX

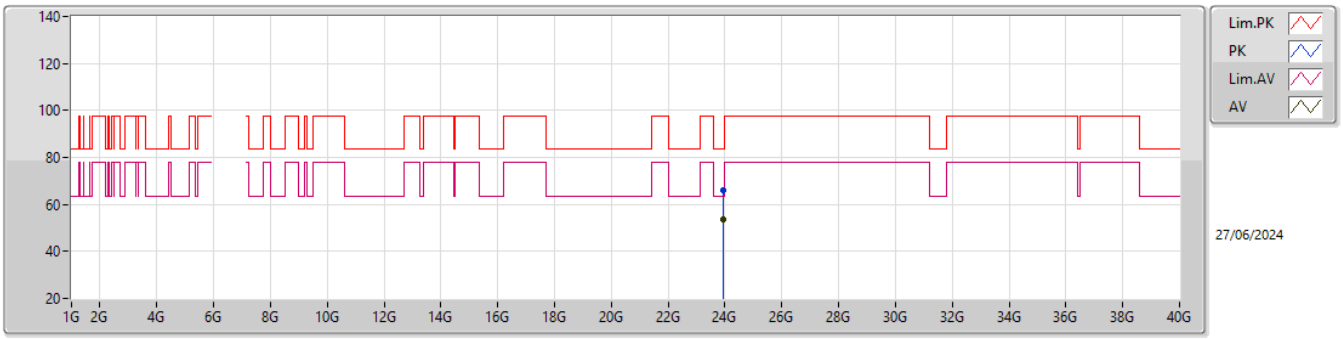

EUT X_4TX
Setting 18
05-R-Y-1

Type	Freq	Level	Limit	Margin	Raw	Dist	Condition	Azimuth	Height	Comment	AF	CL	PA
	(Hz)	(dBuV/m)	(dBuV/m)	(dB)	(dBuV)	(m)		(°)	(m)		(dB)	(dB)	(dB)
PK	23.92698G	66.15	83.54	-17.39	57.05	1	Horizontal	134	1.38	-	38.85	17.38	47.13
AV	23.92656G	53.53	63.54	-10.01	44.43	1	Horizontal	134	1.38	-	38.85	17.38	47.13

6.875-7.125GHz_802.11be EHT80_Nss1,(MCS0),RU484+RU242 CP 2_4TX

7025MHz_TX

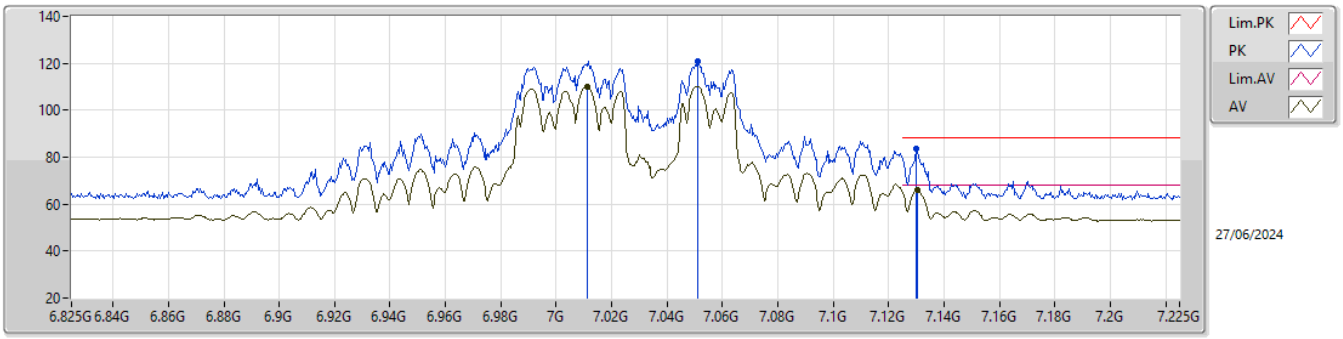

EUT X_4TX
Setting 19
05-R-R-7-10

Type	Freq	Level	Limit	Margin	Raw	Dist	Condition	Azimuth	Height	Comment	AF	CL	PA
	(Hz)	(dBuV/m)	(dBuV/m)	(dB)	(dBuV)	(m)		(°)	(m)		(dB)	(dB)	(dB)
PK	7.051G	121.06	Inf	-Inf	111.31	3	Vertical	5	1.80	-	36.40	8.60	35.25
RMS	7.011G	110.19	Inf	-Inf	100.66	3	Vertical	5	1.80	-	36.24	8.61	35.32
PK	7.1298G	83.76	88.20	-4.44	73.50	3	Vertical	5	1.80	-	36.78	8.58	35.10
RMS	7.1302G	65.92	68.20	-2.28	55.66	3	Vertical	5	1.80	-	36.78	8.58	35.10

6.875-7.125GHz_802.11be EHT80_Nss1,(MCS0),RU484+RU242 CP 2_4TX

7025MHz_TX

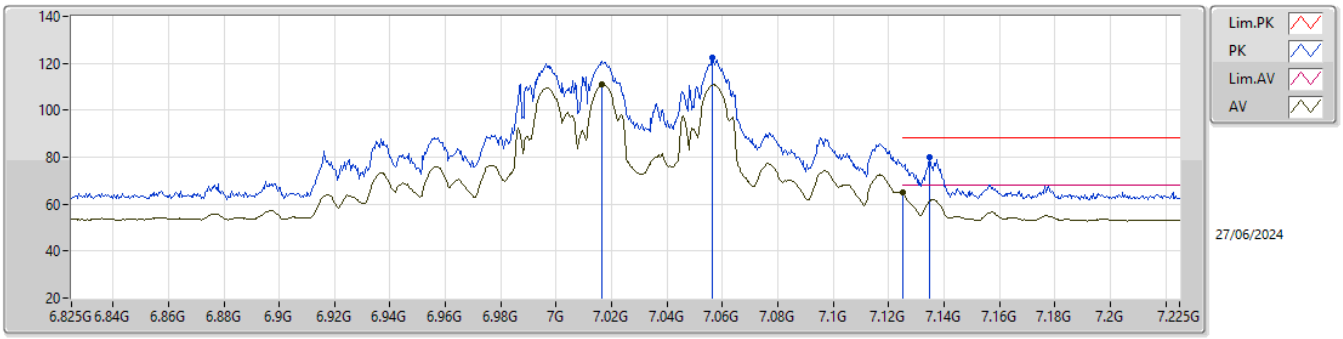

EUT X_4TX
Setting 19
05-R-R-7-10

Type	Freq	Level	Limit	Margin	Raw	Dist	Condition	Azimuth	Height	Comment	AF	CL	PA
	(Hz)	(dBuV/m)	(dBuV/m)	(dB)	(dBuV)	(m)		(°)	(m)		(dB)	(dB)	(dB)
PK	7.0562G	122.29	Inf	-Inf	112.51	3	Horizontal	0	1.80	-	36.42	8.60	35.24
RMS	7.0166G	111.00	Inf	-Inf	101.43	3	Horizontal	0	1.80	-	36.27	8.61	35.31
PK	7.1346G	80.01	88.20	-8.19	69.72	3	Horizontal	0	1.80	-	36.81	8.58	35.10
RMS	7.125G	64.83	68.20	-3.37	54.61	3	Horizontal	0	1.80	-	36.75	8.58	35.11

6.875-7.125GHz_802.11be EHT80_Nss1,(MCS0),RU484+RU242 CP 2_4TX

7025MHz_TX

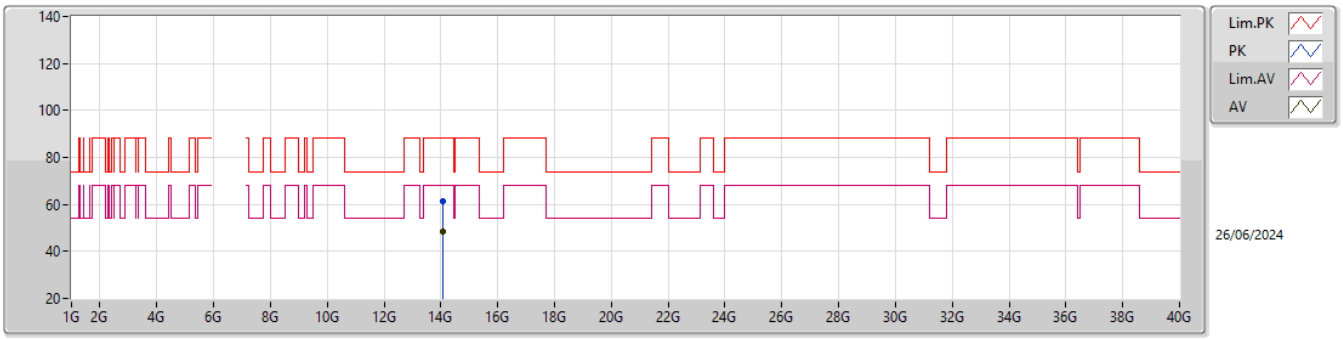

EUT X_4TX
Setting 19
05-R-Y-1

Type	Freq	Level	Limit	Margin	Raw	Dist	Condition	Azimuth	Height	Comment	AF	CL	PA
	(Hz)	(dBuV/m)	(dBuV/m)	(dB)	(dBuV)	(m)		(°)	(m)		(dB)	(dB)	(dB)
PK	14.06425G	61.39	88.20	-26.81	42.71	3	Vertical	86	1.70	-	40.46	11.78	33.56
RMS	14.0599G	48.36	68.20	-19.84	29.70	3	Vertical	86	1.70	-	40.44	11.78	33.56

6.875-7.125GHz_802.11be EHT80_Nss1,(MCS0),RU484+RU242 CP 2_4TX

7025MHz_TX

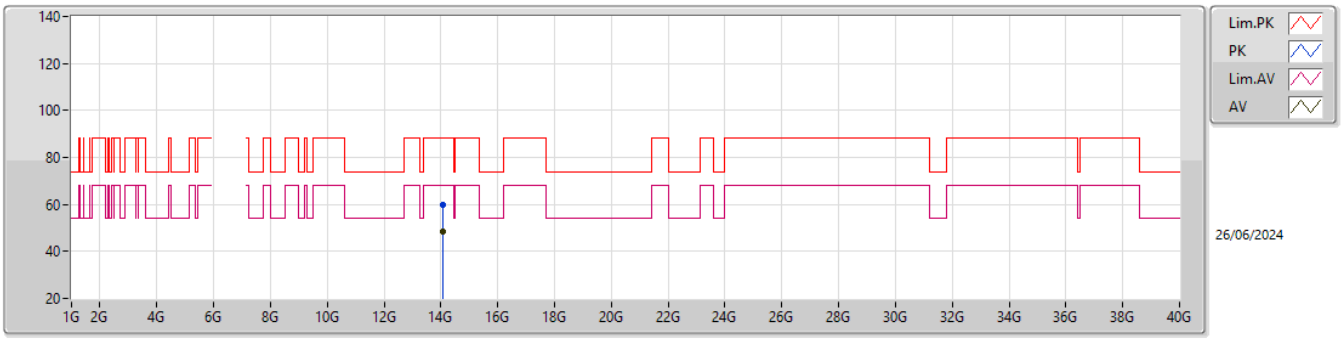

EUT X_4TX
Setting 19
05-R-Y-1

Type	Freq	Level	Limit	Margin	Raw	Dist	Condition	Azimuth	Height	Comment	AF	CL	PA
	(Hz)	(dBuV/m)	(dBuV/m)	(dB)	(dBuV)	(m)		(°)	(m)		(dB)	(dB)	(dB)
PK	14.05681G	60.01	88.20	-28.19	41.36	3	Horizontal	293	2.31	-	40.43	11.78	33.56
RMS	14.0608G	48.30	68.20	-19.90	29.64	3	Horizontal	293	2.31	-	40.44	11.78	33.56

6.875-7.125GHz_802.11be EHT80_Nss1,(MCS0),RU484+RU242 CP 2_4TX

7025MHz_TX

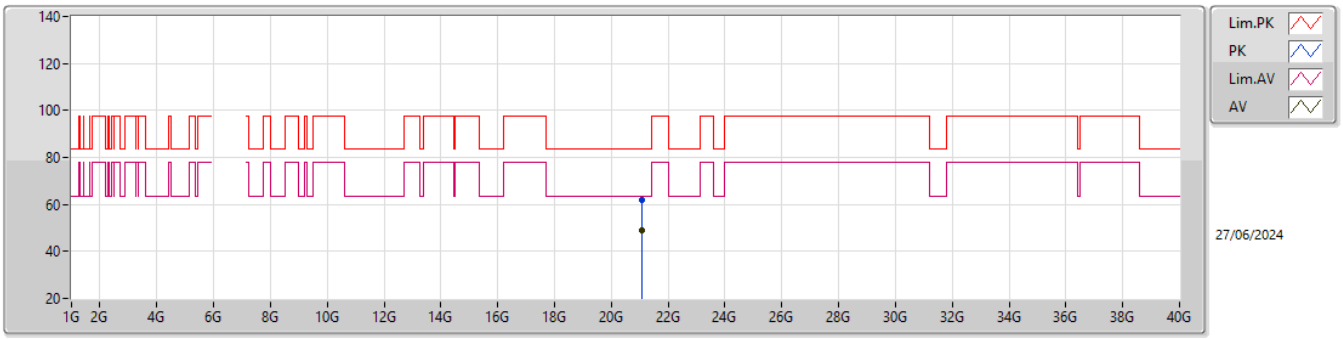

EUT X_4TX
Setting 19
05-R-Y-1

Type	Freq	Level	Limit	Margin	Raw	Dist	Condition	Azimuth	Height	Comment	AF	CL	PA
	(Hz)	(dBuV/m)	(dBuV/m)	(dB)	(dBuV)	(m)		(°)	(m)		(dB)	(dB)	(dB)
PK	21.0666G	61.94	83.54	-21.60	56.46	1	Vertical	34	2.51	-	38.30	16.05	48.87
AV	21.06174G	48.90	63.54	-14.64	43.39	1	Vertical	34	2.51	-	38.33	16.05	48.87

6.875-7.125GHz_802.11be EHT80_Nss1,(MCS0),RU484+RU242 CP 2_4TX

7025MHz_TX

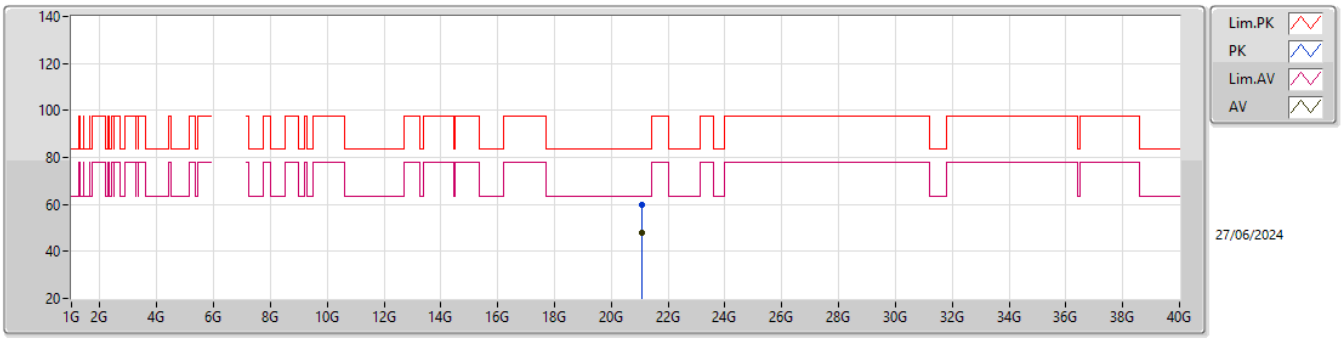

EUT X_4TX
Setting 19
05-R-Y-1

Type	Freq	Level	Limit	Margin	Raw	Dist	Condition	Azimuth	Height	Comment	AF	CL	PA
	(Hz)	(dBuV/m)	(dBuV/m)	(dB)	(dBuV)	(m)		(°)	(m)		(dB)	(dB)	(dB)
PK	21.07836G	59.67	83.54	-23.87	54.25	1	Horizontal	256	2.15	-	38.23	16.06	48.87
AV	21.08391G	47.83	63.54	-15.71	42.43	1	Horizontal	256	2.15	-	38.20	16.07	48.87

5.925-6.425GHz_802.11be EHT160_Nss1,(MCS0),RU996+RU484+RU242 CP 8_4TX

6025MHz_TX

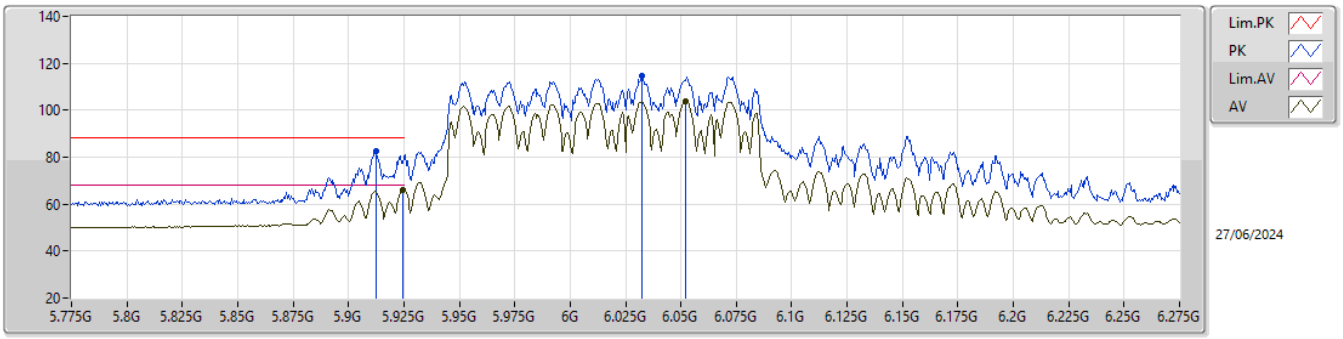

EUT X_4TX
Setting 18.5
05-R-R-7-10

Type	Freq	Level	Limit	Margin	Raw	Dist	Condition	Azimuth	Height	Comment	AF	CL	PA
	(Hz)	(dBuV/m)	(dBuV/m)	(dB)	(dBuV)	(m)		(°)	(m)		(dB)	(dB)	(dB)
PK	5.9125G	82.42	88.20	-5.78	75.60	3	Vertical	19	1.80	-	34.30	8.10	35.58
RMS	5.9245G	66.07	68.20	-2.13	59.24	3	Vertical	19	1.80	-	34.30	8.11	35.58
PK	6.0325G	114.55	Inf	-Inf	107.67	3	Vertical	19	1.80	-	34.26	8.17	35.55
RMS	6.052G	103.60	Inf	-Inf	96.63	3	Vertical	19	1.80	-	34.30	8.18	35.51

5.925-6.425GHz_802.11be EHT160_Nss1,(MCS0),RU996+RU484+RU242 CP 8_4TX

6025MHz_TX

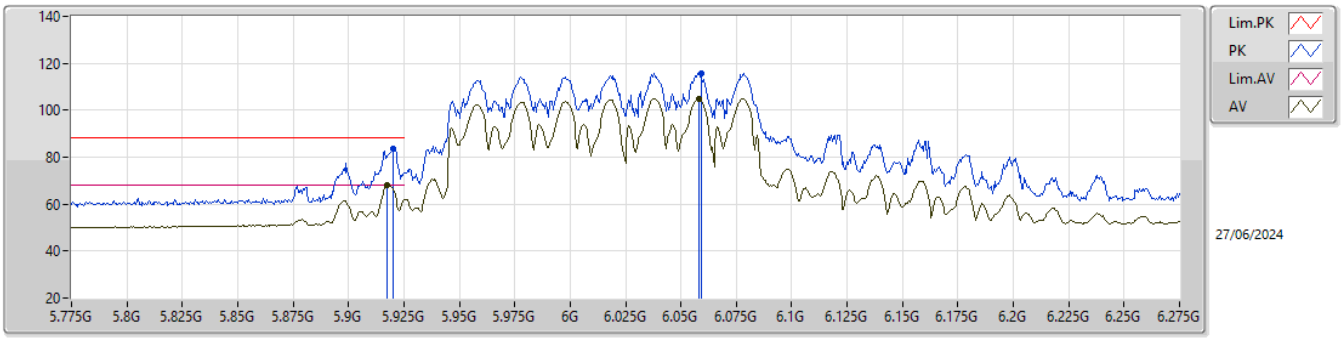

EUT X_4TX
Setting 18.5
05-R-R-7-10

Type	Freq	Level	Limit	Margin	Raw	Dist	Condition	Azimuth	Height	Comment	AF	CL	PA
	(Hz)	(dBuV/m)	(dBuV/m)	(dB)	(dBuV)	(m)		(°)	(m)		(dB)	(dB)	(dB)
PK	5.92G	83.68	88.20	-4.52	76.85	3	Horizontal	9	1.80	-	34.30	8.11	35.58
RMS	5.9175G	68.13	68.20	-0.07	61.30	3	Horizontal	9	1.80	-	34.30	8.11	35.58
PK	6.059G	115.77	Inf	-Inf	108.80	3	Horizontal	9	1.80	-	34.28	8.18	35.49
RMS	6.058G	104.97	Inf	-Inf	98.01	3	Horizontal	9	1.80	-	34.28	8.18	35.50

5.925-6.425GHz_802.11be EHT160_Nss1,(MCS0),RU996+RU484+RU242 CP 8_4TX

6025MHz_TX

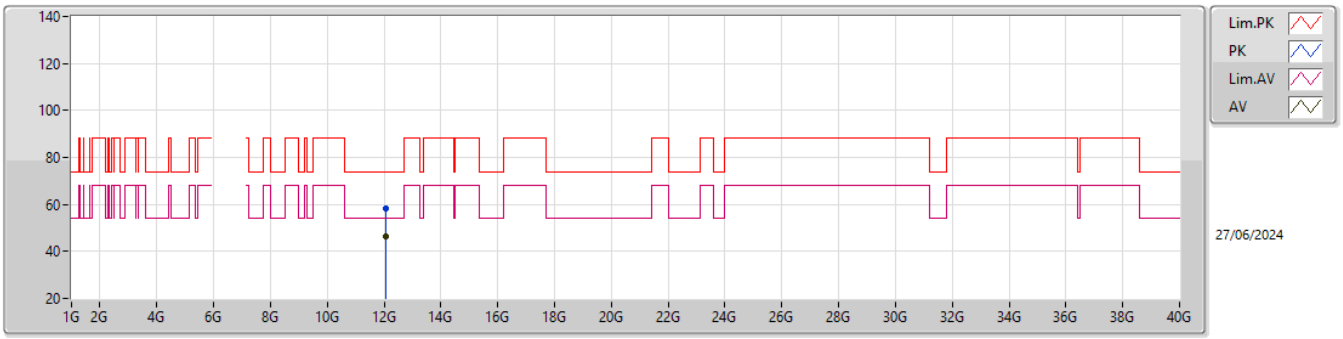

EUT X_4TX
Setting 18.5
05-R-Y-1

Type	Freq	Level	Limit	Margin	Raw	Dist	Condition	Azimuth	Height	Comment	AF	CL	PA
	(Hz)	(dBuV/m)	(dBuV/m)	(dB)	(dBuV)	(m)		(°)	(m)		(dB)	(dB)	(dB)
PK	12.06011G	58.46	74.00	-15.54	41.84	3	Vertical	178	2.61	-	38.92	11.09	33.39
AV	12.04946G	46.16	54.00	-7.84	29.57	3	Vertical	178	2.61	-	38.90	11.09	33.40

5.925-6.425GHz_802.11be EHT160_Nss1,(MCS0),RU996+RU484+RU242 CP 8_4TX

6025MHz_TX

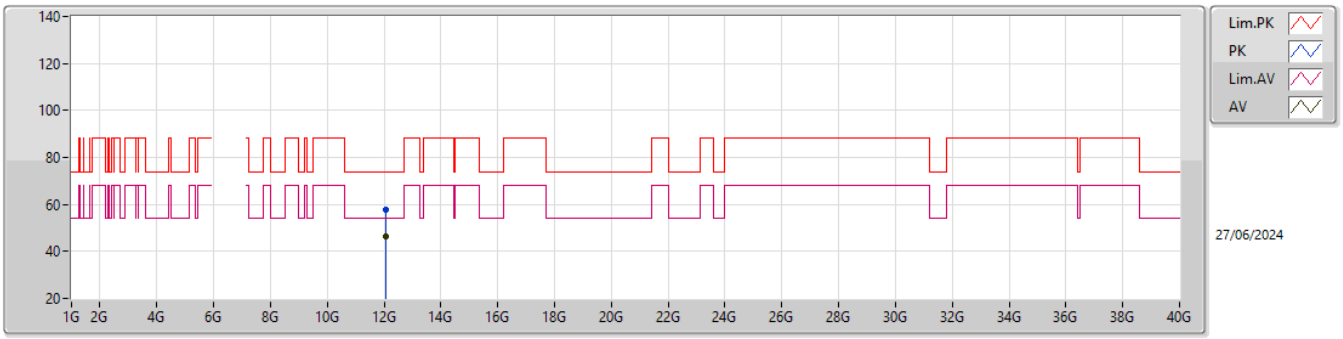

EUT X_4TX
Setting 18.5
05-R-Y-1

Type	Freq	Level	Limit	Margin	Raw	Dist	Condition	Azimuth	Height	Comment	AF	CL	PA
	(Hz)	(dBuV/m)	(dBuV/m)	(dB)	(dBuV)	(m)		(°)	(m)		(dB)	(dB)	(dB)
PK	12.06449G	58.00	74.00	-16.00	41.36	3	Horizontal	269	1.10	-	38.93	11.09	33.38
AV	12.05291G	46.15	54.00	-7.85	29.54	3	Horizontal	269	1.10	-	38.91	11.09	33.39

5.925-6.425GHz_802.11be EHT160_Nss1,(MCS0),RU996+RU484+RU242 CP 8_4TX

6025MHz_TX

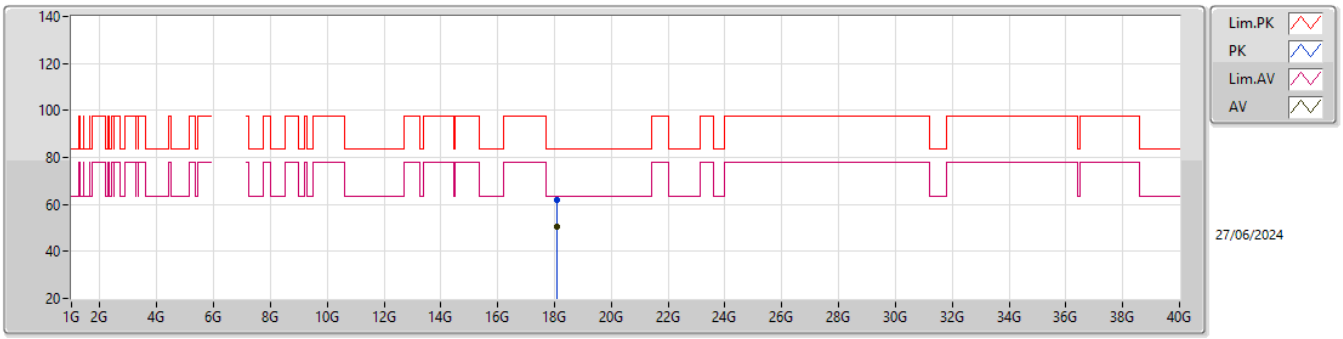

EUT X_4TX
Setting 18.5
05-R-Y-1

Type	Freq	Level	Limit	Margin	Raw	Dist	Condition	Azimuth	Height	Comment	AF	CL	PA
	(Hz)	(dBuV/m)	(dBuV/m)	(dB)	(dBuV)	(m)		(°)	(m)		(dB)	(dB)	(dB)
PK	18.07029G	61.64	83.54	-21.90	58.33	1	Vertical	176	2.93	-	37.48	15.30	49.47
AV	18.08466G	50.35	63.54	-13.19	46.99	1	Vertical	176	2.93	-	37.54	15.30	49.48

5.925-6.425GHz_802.11be EHT160_Nss1,(MCS0),RU996+RU484+RU242 CP 8_4TX

6025MHz_TX

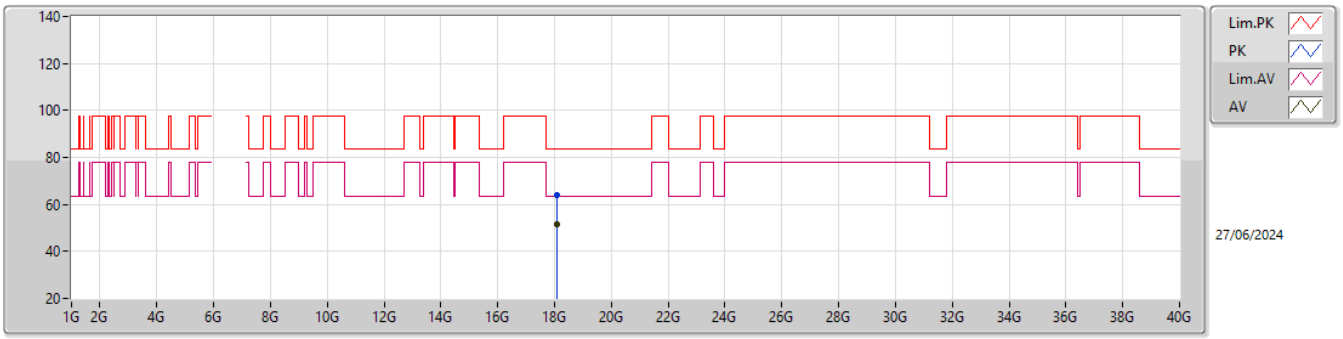

EUT X_4TX
Setting 18.5
05-R-Y-1

Type	Freq	Level	Limit	Margin	Raw	Dist	Condition	Azimuth	Height	Comment	AF	CL	PA
	(Hz)	(dBuV/m)	(dBuV/m)	(dB)	(dBuV)	(m)		(°)	(m)		(dB)	(dB)	(dB)
PK	18.08979G	63.91	83.54	-19.63	60.53	1	Horizontal	303	2.49	-	37.56	15.30	49.48
AV	18.08721G	51.42	63.54	-12.12	48.05	1	Horizontal	303	2.49	-	37.55	15.30	49.48

5.925-6.425GHz_802.11be EHT160_Nss1,(MCS0),RU996+RU484 CP 4_4TX

6025MHz_TX

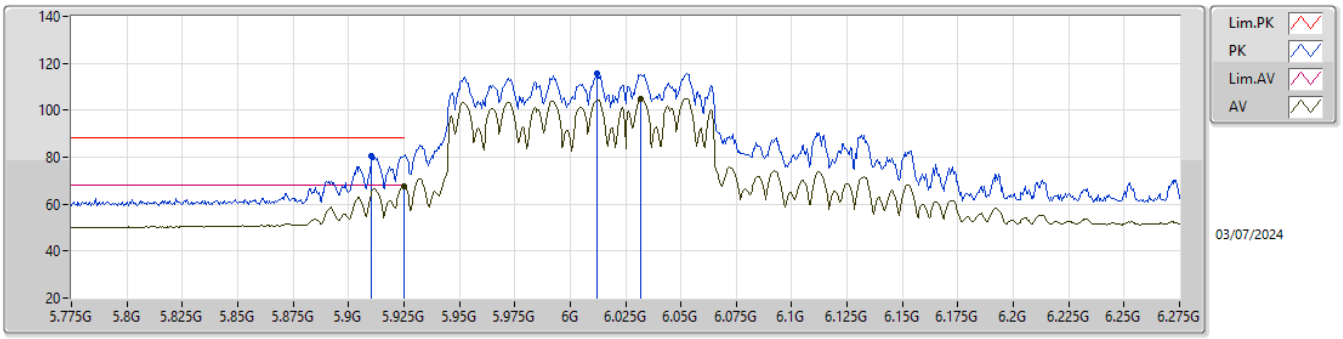

EUT X_4TX
Setting 18.5
05-R-R-7-10

Type	Freq	Level	Limit	Margin	Raw	Dist	Condition	Azimuth	Height	Comment	AF	CL	PA
	(Hz)	(dBuV/m)	(dBuV/m)	(dB)	(dBuV)	(m)		(°)	(m)		(dB)	(dB)	(dB)
PK	5.9105G	80.53	88.20	-7.67	73.71	3	Vertical	-0	1.50	-	34.30	8.10	35.58
RMS	5.925G	67.78	68.20	-0.42	60.95	3	Vertical	-0	1.50	-	34.30	8.11	35.58
PK	6.012G	115.75	Inf	-Inf	108.96	3	Vertical	-0	1.50	-	34.22	8.16	35.59
RMS	6.032G	105.08	Inf	-Inf	98.20	3	Vertical	-0	1.50	-	34.26	8.17	35.55

5.925-6.425GHz_802.11be EHT160_Nss1,(MCS0),RU996+RU484 CP 4_4TX

6025MHz_TX

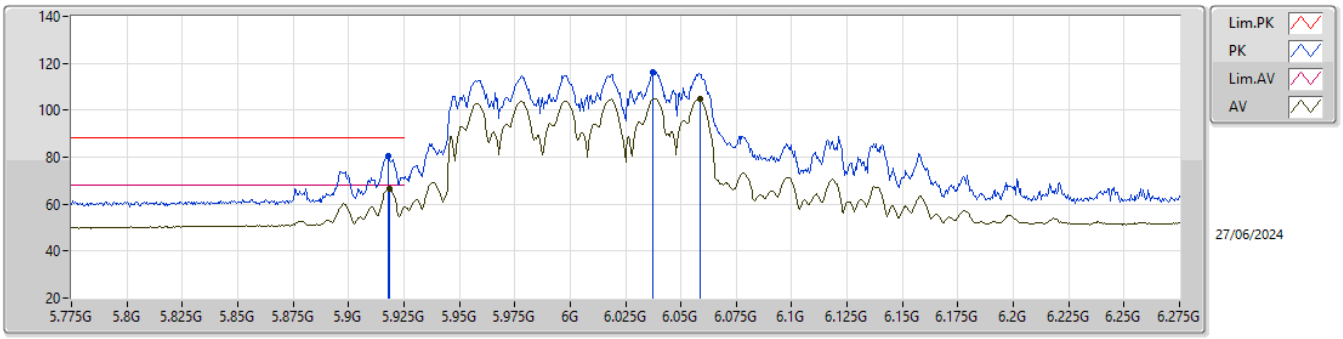

EUT X_4TX
Setting 18.5
05-R-R-7-10

Type	Freq	Level	Limit	Margin	Raw	Dist	Condition	Azimuth	Height	Comment	AF	CL	PA
	(Hz)	(dBuV/m)	(dBuV/m)	(dB)	(dBuV)	(m)		(°)	(m)		(dB)	(dB)	(dB)
PK	5.918G	80.29	88.20	-7.91	73.46	3	Horizontal	360	1.80	-	34.30	8.11	35.58
RMS	5.9185G	66.45	68.20	-1.75	59.62	3	Horizontal	360	1.80	-	34.30	8.11	35.58
PK	6.0375G	116.22	Inf	-Inf	109.32	3	Horizontal	360	1.80	-	34.27	8.17	35.54
RMS	6.0585G	105.03	Inf	-Inf	98.07	3	Horizontal	360	1.80	-	34.28	8.18	35.50

5.925-6.425GHz_802.11be EHT160_Nss1,(MCS0),RU996+RU484 CP 4_4TX

6025MHz_TX

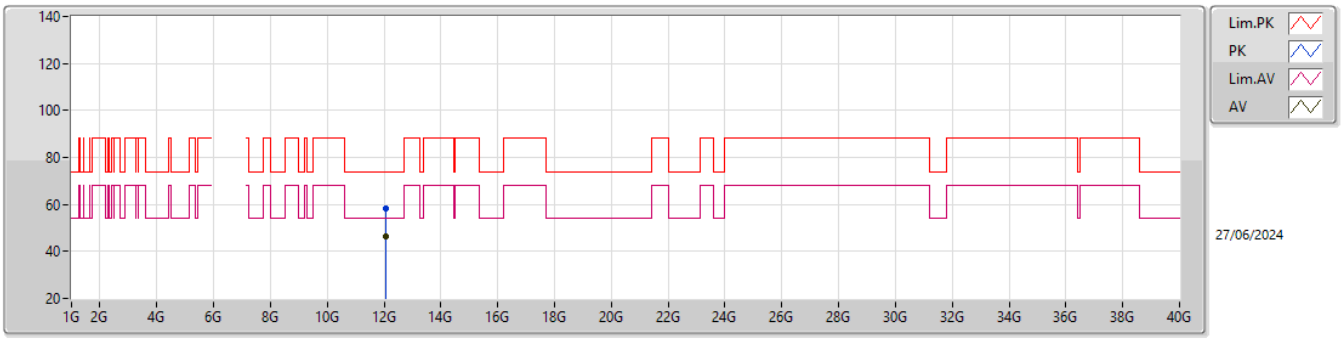

EUT X_4TX
Setting 18.5
05-R-Y-1

Type	Freq	Level	Limit	Margin	Raw	Dist	Condition	Azimuth	Height	Comment	AF	CL	PA
	(Hz)	(dBuV/m)	(dBuV/m)	(dB)	(dBuV)	(m)		(°)	(m)		(dB)	(dB)	(dB)
PK	12.05156G	58.11	74.00	-15.89	41.52	3	Vertical	85	1.08	-	38.90	11.09	33.40
AV	12.05063G	46.22	54.00	-7.78	29.63	3	Vertical	85	1.08	-	38.90	11.09	33.40

5.925-6.425GHz_802.11be EHT160_Nss1,(MCS0),RU996+RU484 CP 4_4TX

6025MHz_TX

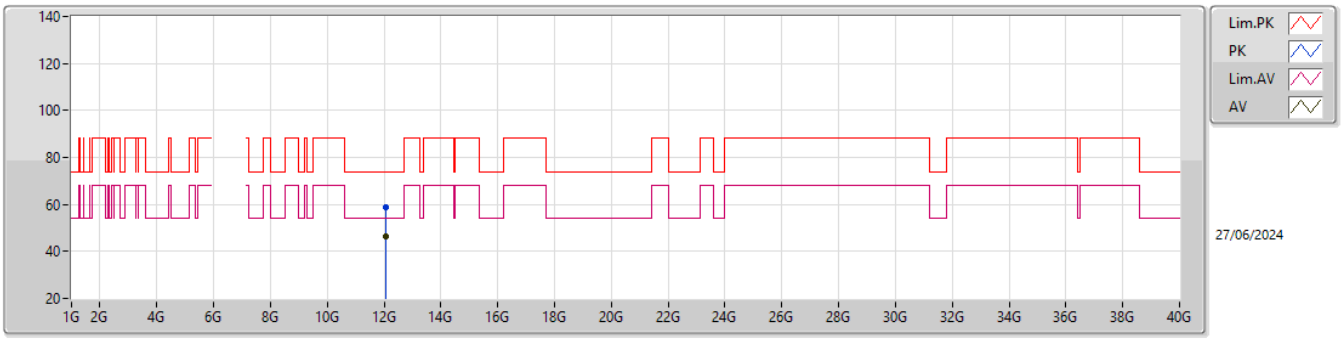

EUT X_4TX
Setting 18.5
05-R-Y-1

Type	Freq	Level	Limit	Margin	Raw	Dist	Condition	Azimuth	Height	Comment	AF	CL	PA
	(Hz)	(dBuV/m)	(dBuV/m)	(dB)	(dBuV)	(m)		(°)	(m)		(dB)	(dB)	(dB)
PK	12.05234G	58.78	74.00	-15.22	42.18	3	Horizontal	142	1.21	-	38.90	11.09	33.39
AV	12.05183G	46.21	54.00	-7.79	29.62	3	Horizontal	142	1.21	-	38.90	11.09	33.40

5.925-6.425GHz_802.11be EHT160_Nss1,(MCS0),RU996+RU484 CP 4_4TX

6025MHz_TX

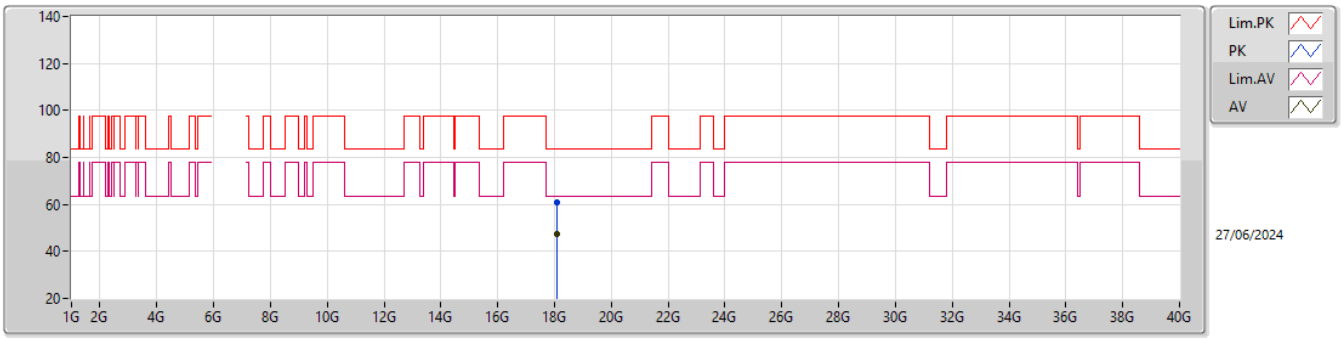

EUT X_4TX
Setting 18.5
05-R-Y-1

Type	Freq	Level	Limit	Margin	Raw	Dist	Condition	Azimuth	Height	Comment	AF	CL	PA
	(Hz)	(dBuV/m)	(dBuV/m)	(dB)	(dBuV)	(m)		(°)	(m)		(dB)	(dB)	(dB)
PK	18.08406G	61.00	83.54	-22.54	57.64	1	Vertical	141	2.55	-	37.54	15.30	49.48
AV	18.08178G	47.28	63.54	-16.26	43.93	1	Vertical	141	2.55	-	37.53	15.30	49.48

5.925-6.425GHz_802.11be EHT160_Nss1,(MCS0),RU996+RU484 CP 4_4TX

6025MHz_TX

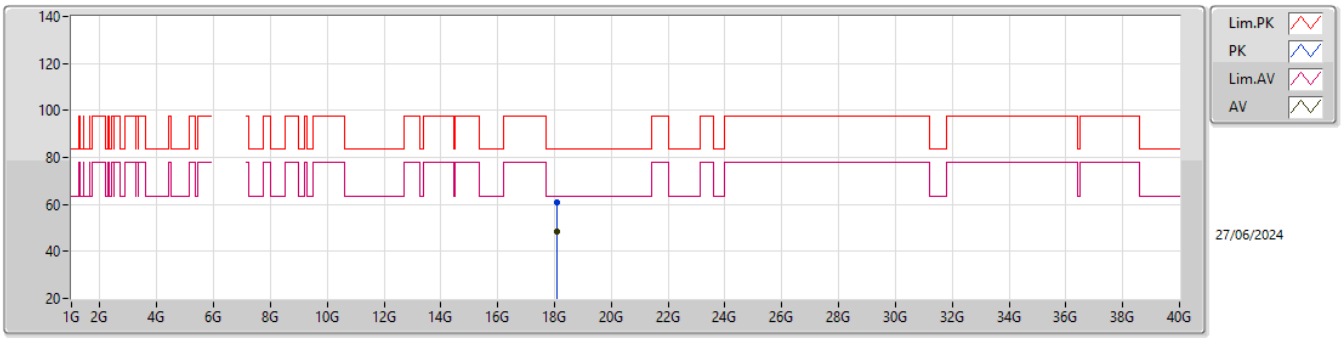

EUT X_4TX
Setting 18.5
05-R-Y-1

Type	Freq	Level	Limit	Margin	Raw	Dist	Condition	Azimuth	Height	Comment	AF	CL	PA
	(Hz)	(dBuV/m)	(dBuV/m)	(dB)	(dBuV)	(m)		(°)	(m)		(dB)	(dB)	(dB)
PK	18.08388G	60.77	83.54	-22.77	57.41	1	Horizontal	151	1.38	-	37.54	15.30	49.48
AV	18.0876G	48.23	63.54	-15.31	44.86	1	Horizontal	151	1.38	-	37.55	15.30	49.48

6.875-7.125GHz_802.11be EHT160_Nss1,(MCS0),RU996+RU484+RU242 CP 4_4TX

6985MHz_TX

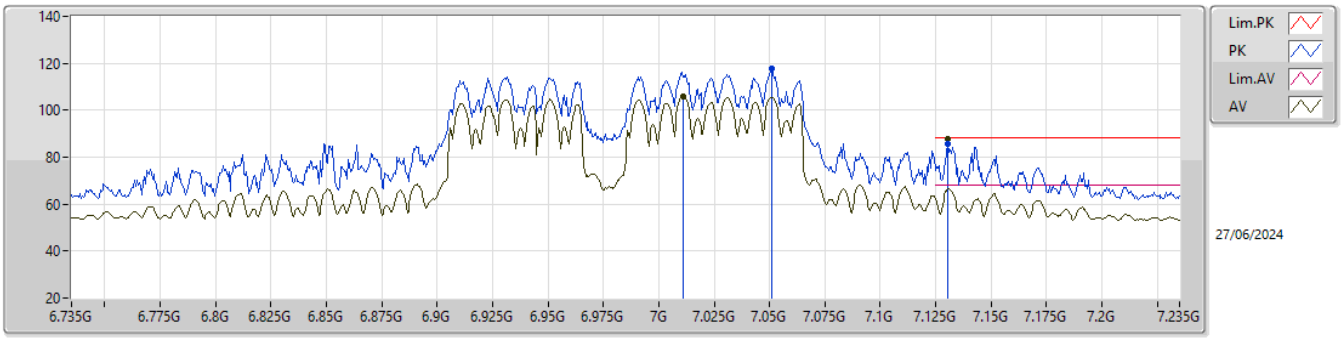

EUT X_4TX
Setting 17.5
05-R-Y-1-10

Type	Freq	Level	Limit	Margin	Raw	Dist	Condition	Azimuth	Height	Comment	AF	CL	PA
	(Hz)	(dBuV/m)	(dBuV/m)	(dB)	(dBuV)	(m)		(°)	(m)		(dB)	(dB)	(dB)
PK	7.051G	117.55	Inf	-Inf	107.80	3	Vertical	7	1.80	-	36.40	8.60	35.25
RMS	7.011G	105.82	Inf	-Inf	96.29	3	Vertical	7	1.80	-	36.24	8.61	35.32
PK	7.1305G	85.63	88.20	-2.57	75.37	3	Vertical	7	1.80	-	36.78	8.58	35.10
RMS	7.1305G	87.73	88.20	-0.47	77.47	3	Vertical	7	1.80	-	36.78	8.58	35.10

6.875-7.125GHz_802.11be EHT160_Nss1,(MCS0),RU996+RU484+RU242 CP 4_4TX

6985MHz_TX

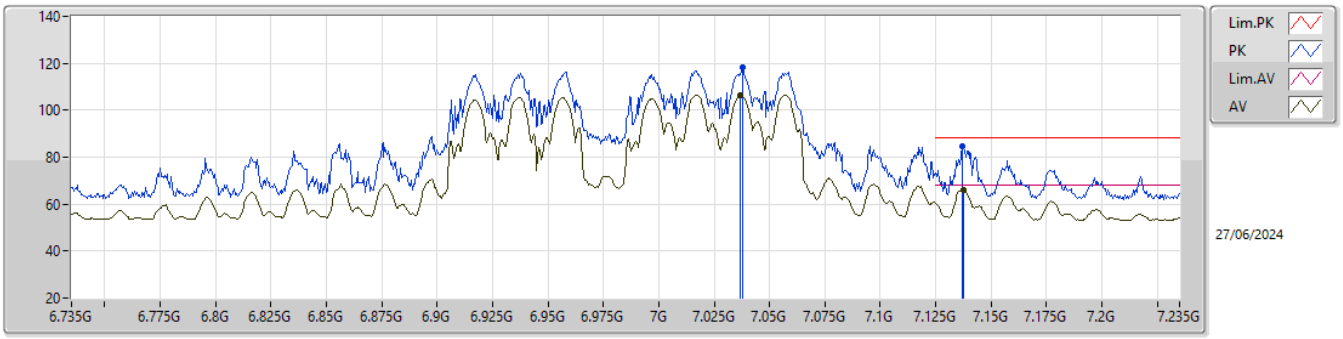

EUT X_4TX
Setting 17.5
05-R-Y-1-10

Type	Freq	Level	Limit	Margin	Raw	Dist	Condition	Azimuth	Height	Comment	AF	CL	PA
	(Hz)	(dBuV/m)	(dBuV/m)	(dB)	(dBuV)	(m)		(°)	(m)		(dB)	(dB)	(dB)
PK	7.038G	118.03	Inf	-Inf	108.35	3	Horizontal	360	1.80	-	36.35	8.60	35.27
RMS	7.037G	106.45	Inf	-Inf	96.77	3	Horizontal	360	1.80	-	36.35	8.60	35.27
PK	7.137G	84.52	88.20	-3.68	74.21	3	Horizontal	360	1.80	-	36.82	8.58	35.09
RMS	7.1375G	65.93	68.20	-2.27	55.61	3	Horizontal	360	1.80	-	36.83	8.58	35.09

6.875-7.125GHz_802.11be EHT160_Nss1,(MCS0),RU996+RU484+RU242 CP 4_4TX

6985MHz_TX

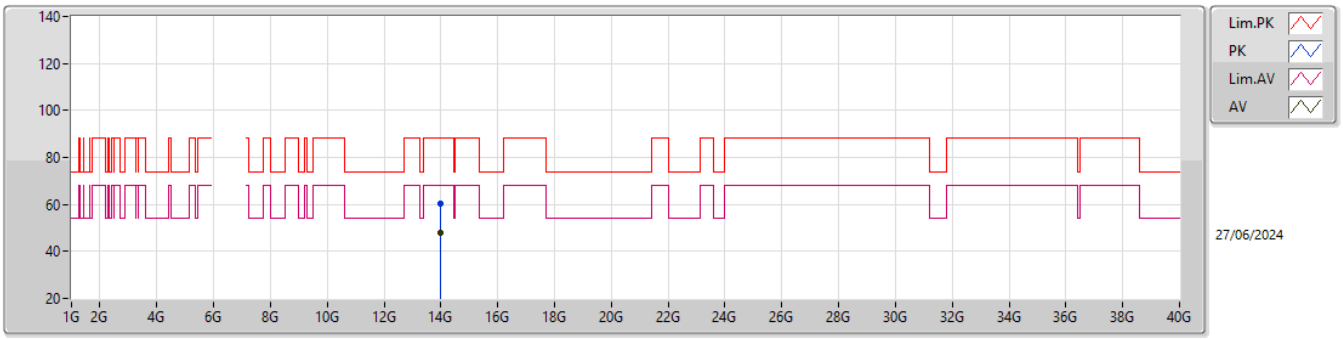

EUT X_4TX
Setting 17.5
05-R-Y-1

Type	Freq	Level	Limit	Margin	Raw	Dist	Condition	Azimuth	Height	Comment	AF	CL	PA
	(Hz)	(dBuV/m)	(dBuV/m)	(dB)	(dBuV)	(m)		(°)	(m)		(dB)	(dB)	(dB)
PK	13.98263G	60.24	88.20	-27.96	41.53	3	Vertical	89	1.08	-	40.50	11.75	33.54
RMS	13.97993G	47.88	68.20	-20.32	29.17	3	Vertical	89	1.08	-	40.50	11.75	33.54

6.875-7.125GHz_802.11be EHT160_Nss1,(MCS0),RU996+RU484+RU242 CP 4_4TX

6985MHz_TX

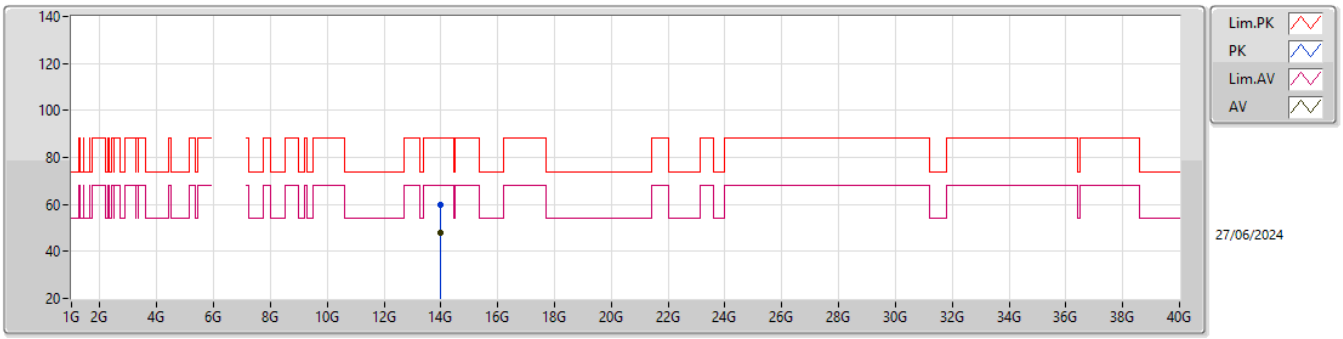

EUT X_4TX
Setting 17.5
05-R-Y-1

Type	Freq	Level	Limit	Margin	Raw	Dist	Condition	Azimuth	Height	Comment	AF	CL	PA
	(Hz)	(dBuV/m)	(dBuV/m)	(dB)	(dBuV)	(m)		(°)	(m)		(dB)	(dB)	(dB)
PK	13.97573G	59.86	88.20	-28.34	41.15	3	Horizontal	274	2.41	-	40.50	11.75	33.54
RMS	13.97765G	47.89	68.20	-20.31	29.18	3	Horizontal	274	2.41	-	40.50	11.75	33.54

6.875-7.125GHz_802.11be EHT160_Nss1,(MCS0),RU996+RU484+RU242 CP 4_4TX

6985MHz_TX

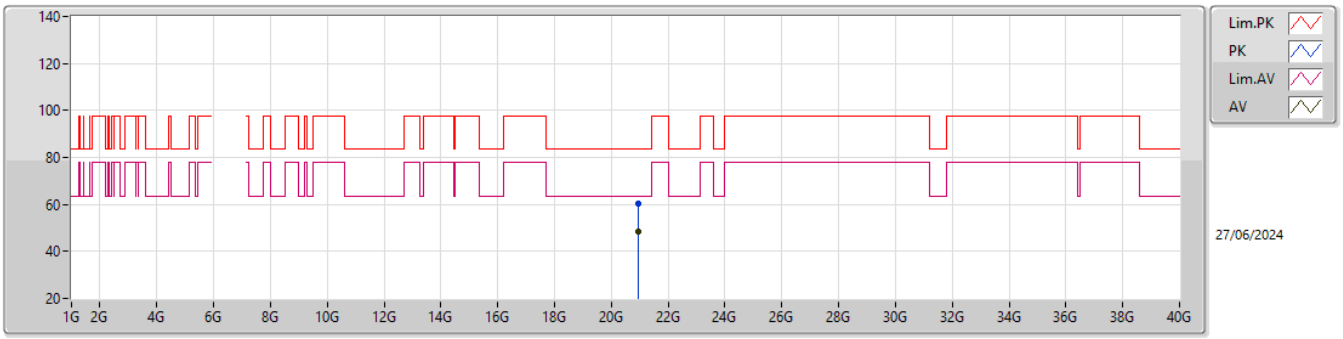

EUT X_4TX
Setting 17.5
05-R-Y-1

Type	Freq	Level	Limit	Margin	Raw	Dist	Condition	Azimuth	Height	Comment	AF	CL	PA
	(Hz)	(dBuV/m)	(dBuV/m)	(dB)	(dBuV)	(m)		(°)	(m)		(dB)	(dB)	(dB)
PK	20.94417G	60.49	83.54	-23.05	55.34	1	Vertical	222	1.64	-	38.10	15.96	48.91
AV	20.96949G	48.44	63.54	-15.10	43.34	1	Vertical	222	1.64	-	38.02	15.98	48.90

6.875-7.125GHz_802.11be EHT160_Nss1,(MCS0),RU996+RU484+RU242 CP 4_4TX

6985MHz_TX

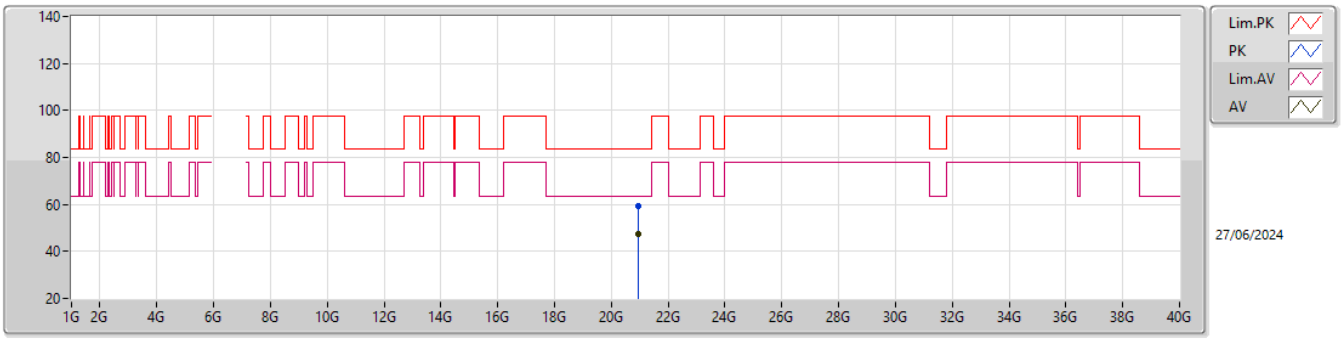

EUT X_4TX
Setting 17.5
05-R-Y-1

Type	Freq	Level	Limit	Margin	Raw	Dist	Condition	Azimuth	Height	Comment	AF	CL	PA
	(Hz)	(dBuV/m)	(dBuV/m)	(dB)	(dBuV)	(m)		(°)	(m)		(dB)	(dB)	(dB)
PK	20.96628G	59.38	83.54	-24.16	54.28	1	Horizontal	297	1.06	-	38.03	15.97	48.90
AV	20.9634G	47.43	63.54	-16.11	42.31	1	Horizontal	297	1.06	-	38.05	15.97	48.90

6.875-7.125GHz_802.11be EHT160_Nss1,(MCS0),RU996+RU484 CP 2_4TX

6985MHz_TX

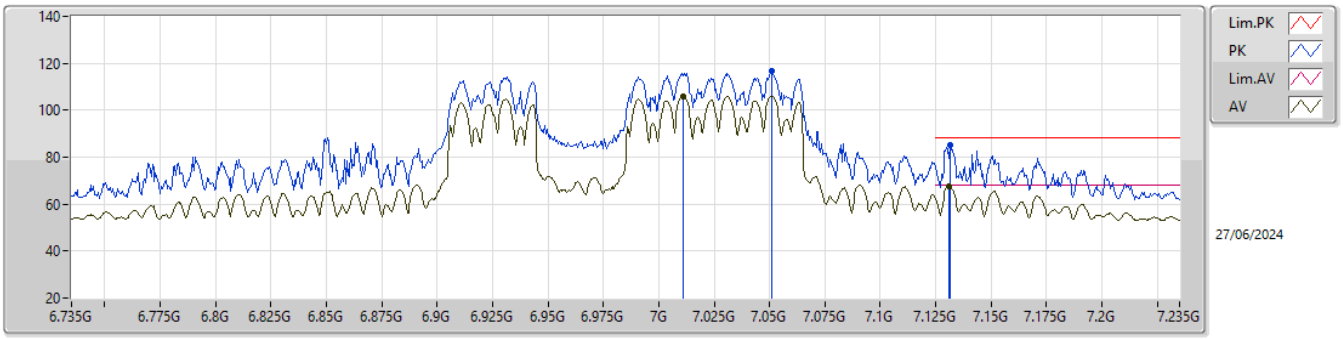

EUT X_4TX
Setting 17.5
05-R-Y-1-10

Type	Freq	Level	Limit	Margin	Raw	Dist	Condition	Azimuth	Height	Comment	AF	CL	PA
	(Hz)	(dBuV/m)	(dBuV/m)	(dB)	(dBuV)	(m)		(°)	(m)		(dB)	(dB)	(dB)
PK	7.051G	116.53	Inf	-Inf	106.78	3	Vertical	5	1.80	-	36.40	8.60	35.25
RMS	7.011G	106.08	Inf	-Inf	96.55	3	Vertical	5	1.80	-	36.24	8.61	35.32
PK	7.1315G	84.93	88.20	-3.27	74.66	3	Vertical	5	1.80	-	36.79	8.58	35.10
RMS	7.131G	67.79	68.20	-0.41	57.52	3	Vertical	5	1.80	-	36.79	8.58	35.10

6.875-7.125GHz_802.11be EHT160_Nss1,(MCS0),RU996+RU484 CP 2_4TX

6985MHz_TX

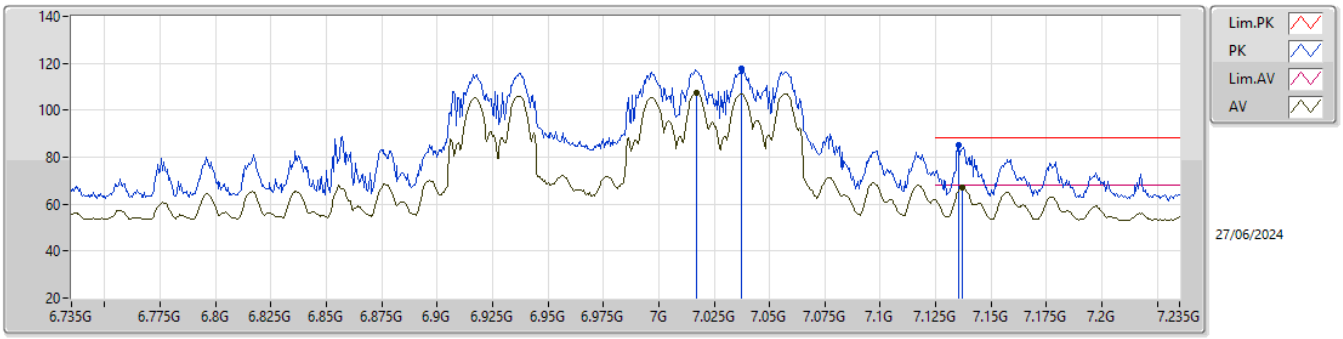

EUT X_4TX
Setting 17.5
05-R-Y-1-10

Type	Freq	Level	Limit	Margin	Raw	Dist	Condition	Azimuth	Height	Comment	AF	CL	PA
	(Hz)	(dBuV/m)	(dBuV/m)	(dB)	(dBuV)	(m)		(°)	(m)		(dB)	(dB)	(dB)
PK	7.0375G	117.91	Inf	-Inf	108.23	3	Horizontal	360	1.80	-	36.35	8.60	35.27
RMS	7.017G	107.29	Inf	-Inf	97.72	3	Horizontal	360	1.80	-	36.27	8.61	35.31
PK	7.1355G	85.00	88.20	-3.20	74.70	3	Horizontal	360	1.80	-	36.81	8.58	35.09
RMS	7.137G	67.15	68.20	-1.05	56.84	3	Horizontal	360	1.80	-	36.82	8.58	35.09

6.875-7.125GHz_802.11be EHT160_Nss1,(MCS0),RU996+RU484 CP 2_4TX

6985MHz_TX

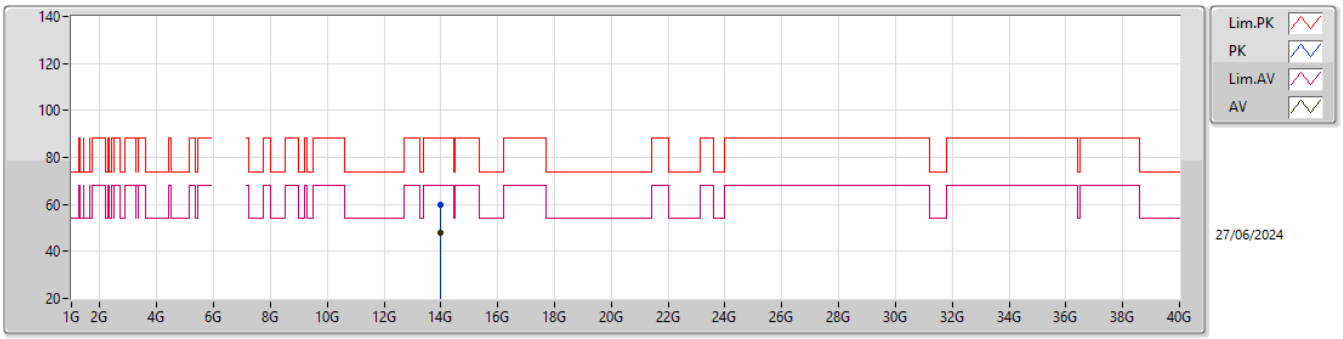

EUT X_4TX
Setting 17.5
05-R-Y-1

Type	Freq	Level	Limit	Margin	Raw	Dist	Condition	Azimuth	Height	Comment	AF	CL	PA
	(Hz)	(dBuV/m)	(dBuV/m)	(dB)	(dBuV)	(m)		(°)	(m)		(dB)	(dB)	(dB)
PK	13.98284G	59.74	88.20	-28.46	41.03	3	Vertical	222	2.19	-	40.50	11.75	33.54
RMS	13.97375G	47.90	68.20	-20.30	29.19	3	Vertical	222	2.19	-	40.50	11.75	33.54

6.875-7.125GHz_802.11be EHT160_Nss1,(MCS0),RU996+RU484 CP 2_4TX

6985MHz_TX

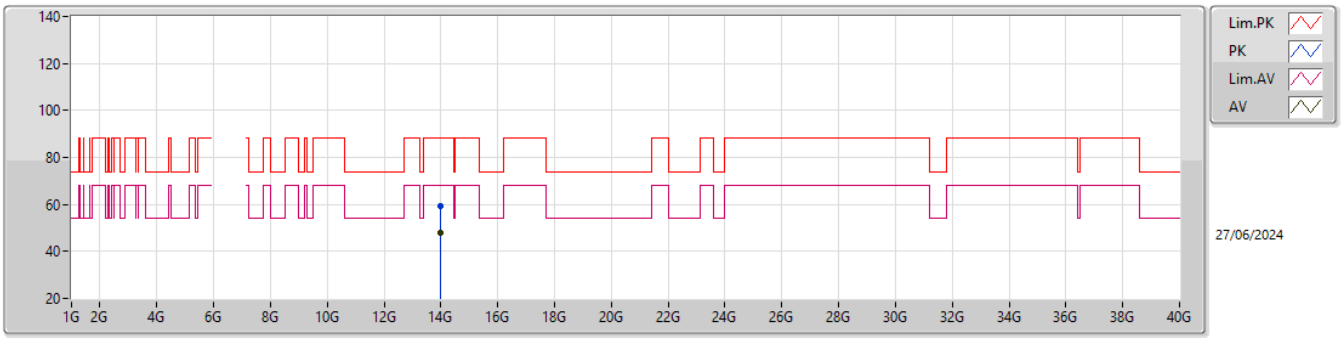

EUT X_4TX
Setting 17.5
05-R-Y-1

Type	Freq	Level	Limit	Margin	Raw	Dist	Condition	Azimuth	Height	Comment	AF	CL	PA
	(Hz)	(dBuV/m)	(dBuV/m)	(dB)	(dBuV)	(m)		(°)	(m)		(dB)	(dB)	(dB)
PK	13.97033G	59.43	88.20	-28.77	40.72	3	Horizontal	246	2.45	-	40.50	11.75	33.54
RMS	13.96793G	47.85	68.20	-20.35	29.14	3	Horizontal	246	2.45	-	40.50	11.75	33.54

6.875-7.125GHz_802.11be EHT160_Nss1,(MCS0),RU996+RU484 CP 2_4TX

6985MHz_TX

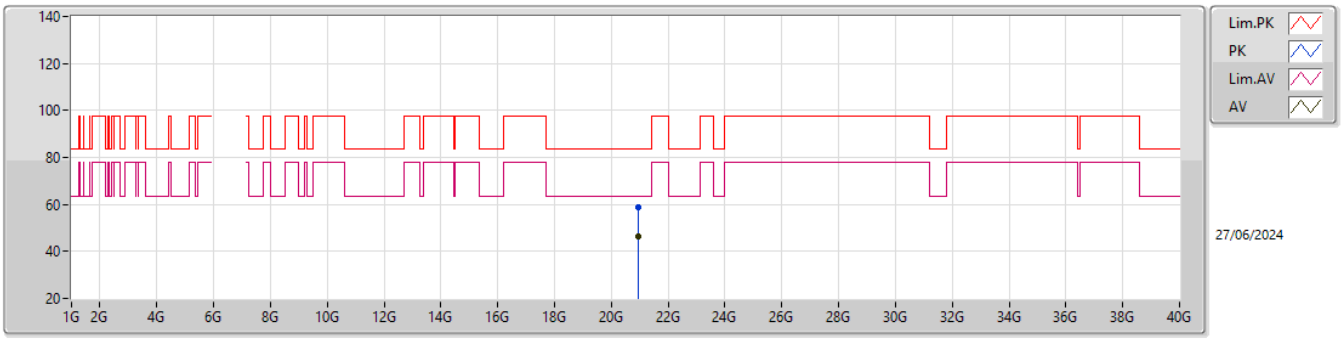

EUT X_4TX
Setting 17.5
05-R-Y-1

Type	Freq	Level	Limit	Margin	Raw	Dist	Condition	Azimuth	Height	Comment	AF	CL	PA
	(Hz)	(dBuV/m)	(dBuV/m)	(dB)	(dBuV)	(m)		(°)	(m)		(dB)	(dB)	(dB)
PK	20.96184G	58.64	83.54	-24.90	53.52	1	Vertical	296	2.40	-	38.05	15.97	48.90
AV	20.96937G	46.35	63.54	-17.19	41.25	1	Vertical	296	2.40	-	38.02	15.98	48.90

6.875-7.125GHz_802.11be EHT160_Nss1,(MCS0),RU996+RU484 CP 2_4TX

6985MHz_TX

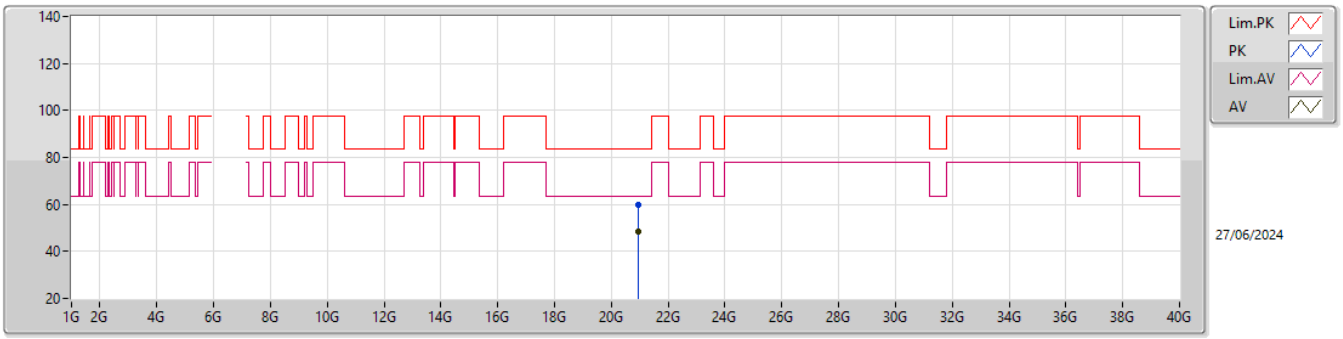

EUT X_4TX
Setting 17.5
05-R-Y-1

Type	Freq	Level	Limit	Margin	Raw	Dist	Condition	Azimuth	Height	Comment	AF	CL	PA
	(Hz)	(dBuV/m)	(dBuV/m)	(dB)	(dBuV)	(m)		(°)	(m)		(dB)	(dB)	(dB)
PK	20.9694G	59.74	83.54	-23.80	54.64	1	Horizontal	11	1.41	-	38.02	15.98	48.90
AV	20.96631G	48.43	63.54	-15.11	43.33	1	Horizontal	11	1.41	-	38.03	15.97	48.90

5.925-6.425GHz_802.11be EHT320_Nss1,(MCS0),3xRU996+RU484 CP 5_4TX

6105MHz_TX

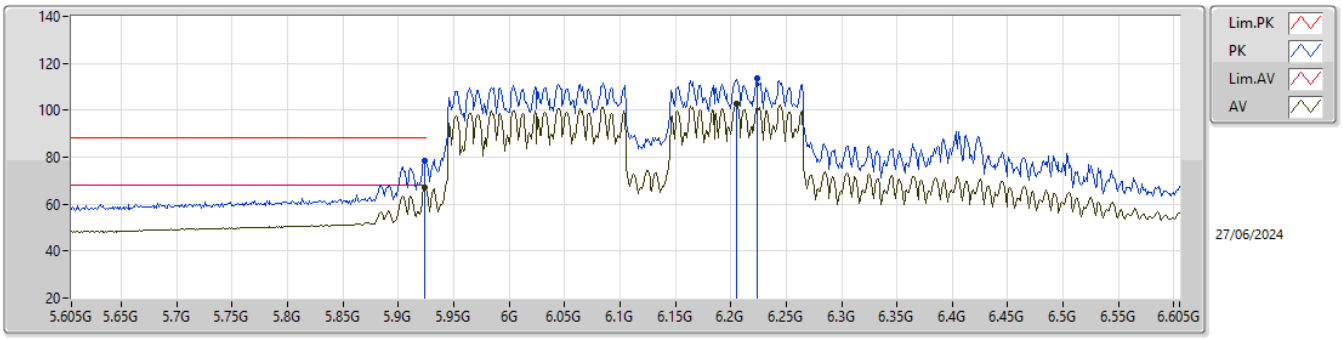

EUT X_4TX
Setting 19
05-R-Y-1-10

Type	Freq	Level	Limit	Margin	Raw	Dist	Condition	Azimuth	Height	Comment	AF	CL	PA
	(Hz)	(dBuV/m)	(dBuV/m)	(dB)	(dBuV)	(m)		(°)	(m)		(dB)	(dB)	(dB)
PK	5.924G	78.66	88.20	-9.54	71.83	3	Vertical	357	1.80	-	34.30	8.11	35.58
RMS	5.924G	66.90	68.20	-1.30	60.07	3	Vertical	357	1.80	-	34.30	8.11	35.58
PK	6.224G	113.48	Inf	-Inf	105.96	3	Vertical	357	1.80	-	34.45	8.24	35.17
RMS	6.205G	102.83	Inf	-Inf	95.41	3	Vertical	357	1.80	-	34.41	8.22	35.21

5.925-6.425GHz_802.11be EHT320_Nss1,(MCS0),3xRU996+RU484 CP 5_4TX

6105MHz_TX

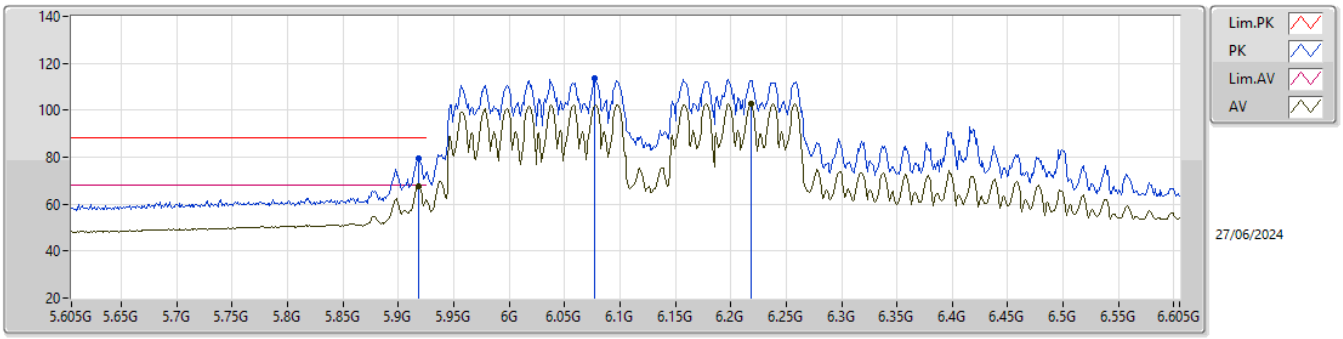

EUT X_4TX
Setting 19
05-R-Y-1-10

Type	Freq	Level	Limit	Margin	Raw	Dist	Condition	Azimuth	Height	Comment	AF	CL	PA
	(Hz)	(dBuV/m)	(dBuV/m)	(dB)	(dBuV)	(m)		(°)	(m)		(dB)	(dB)	(dB)
PK	5.918G	79.49	88.20	-8.71	72.66	3	Horizontal	9	1.80	-	34.30	8.11	35.58
RMS	5.918G	67.72	68.20	-0.48	60.89	3	Horizontal	9	1.80	-	34.30	8.11	35.58
PK	6.077G	113.39	Inf	-Inf	106.42	3	Horizontal	9	1.80	-	34.25	8.18	35.46
RMS	6.218G	102.84	Inf	-Inf	95.35	3	Horizontal	9	1.80	-	34.44	8.23	35.18

5.925-6.425GHz_802.11be EHT320_Nss1,(MCS0),3xRU996+RU484 CP 5_4TX

6105MHz_TX

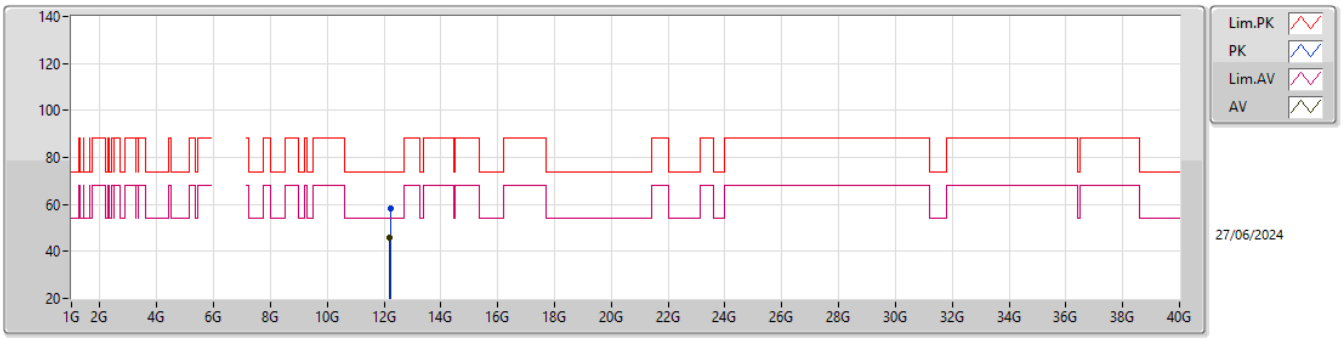

EUT X_4TX
Setting 19
05-R-Y-1

Type	Freq	Level	Limit	Margin	Raw	Dist	Condition	Azimuth	Height	Comment	AF	CL	PA
	(Hz)	(dBuV/m)	(dBuV/m)	(dB)	(dBuV)	(m)		(°)	(m)		(dB)	(dB)	(dB)
PK	12.21375G	58.30	74.00	-15.70	41.28	3	Vertical	68	2.38	-	39.10	11.14	33.22
AV	12.20964G	45.88	54.00	-8.12	28.87	3	Vertical	68	2.38	-	39.10	11.14	33.23

5.925-6.425GHz_802.11be EHT320_Nss1,(MCS0),3xRU996+RU484 CP 5_4TX

6105MHz_TX

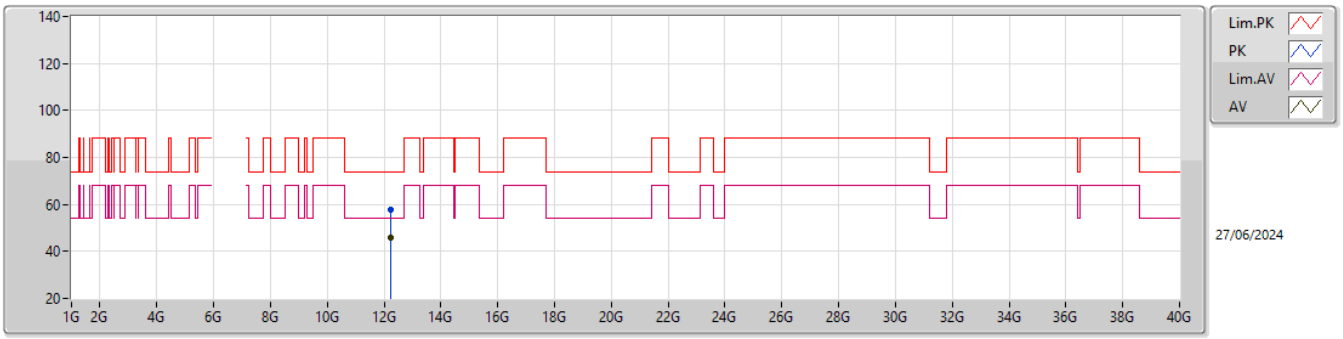

EUT X_4TX
Setting 19
05-R-Y-1

Type	Freq	Level	Limit	Margin	Raw	Dist	Condition	Azimuth	Height	Comment	AF	CL	PA
	(Hz)	(dBuV/m)	(dBuV/m)	(dB)	(dBuV)	(m)		(°)	(m)		(dB)	(dB)	(dB)
PK	12.21939G	57.82	74.00	-16.18	40.79	3	Horizontal	170	1.64	-	39.10	11.15	33.22
AV	12.21597G	45.87	54.00	-8.13	28.85	3	Horizontal	170	1.64	-	39.10	11.14	33.22

5.925-6.425GHz_802.11be EHT320_Nss1,(MCS0),3xRU996+RU484 CP 5_4TX

6105MHz_TX

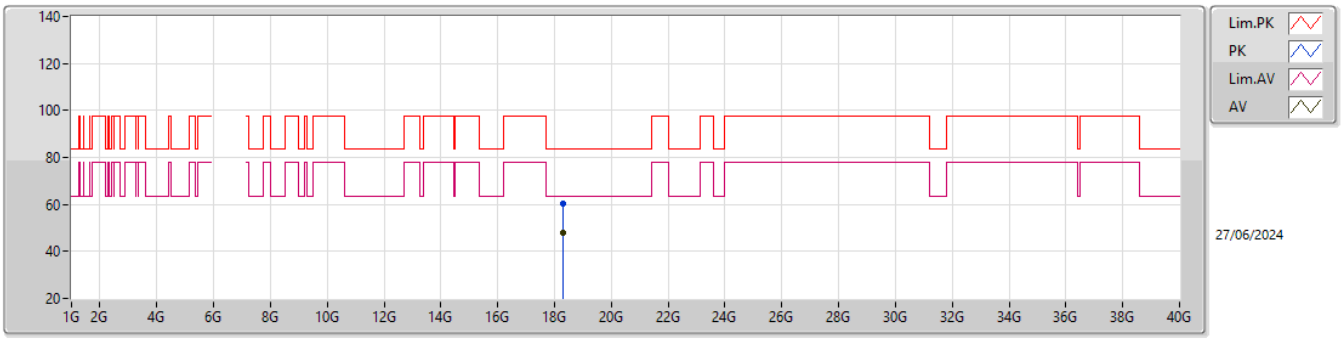

EUT X_4TX
Setting 19
05-R-Y-1

Type	Freq	Level	Limit	Margin	Raw	Dist	Condition	Azimuth	Height	Comment	AF	CL	PA
	(Hz)	(dBuV/m)	(dBuV/m)	(dB)	(dBuV)	(m)		(°)	(m)		(dB)	(dB)	(dB)
PK	18.30327G	60.22	83.54	-23.32	57.03	1	Vertical	237	1.61	-	37.50	15.28	49.59
AV	18.30171G	48.07	63.54	-15.47	44.87	1	Vertical	237	1.61	-	37.50	15.28	49.58

5.925-6.425GHz_802.11be EHT320_Nss1,(MCS0),3xRU996+RU484 CP 5_4TX

6105MHz_TX

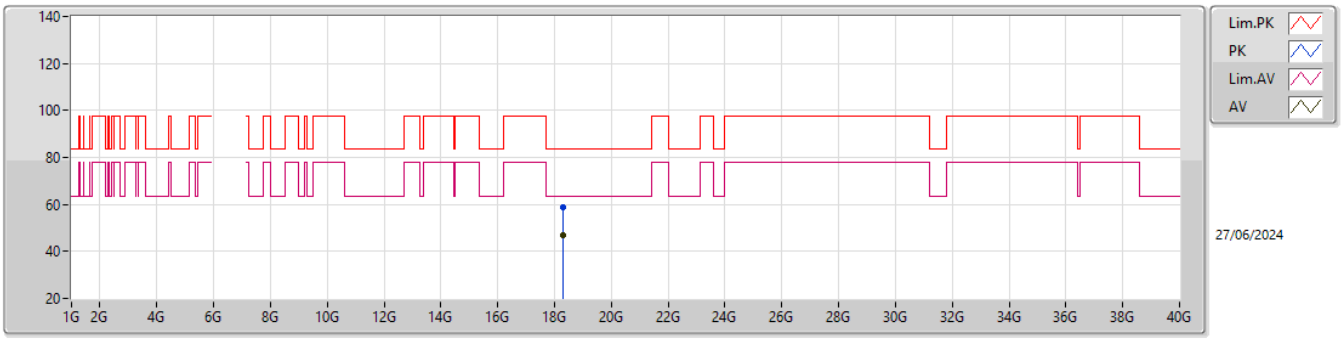

EUT X_4TX
Setting 19
05-R-Y-1

Type	Freq	Level	Limit	Margin	Raw	Dist	Condition	Azimuth	Height	Comment	AF	CL	PA
	(Hz)	(dBuV/m)	(dBuV/m)	(dB)	(dBuV)	(m)		(°)	(m)		(dB)	(dB)	(dB)
PK	18.31446G	59.05	83.54	-24.49	55.86	1	Horizontal	121	1.39	-	37.50	15.28	49.59
AV	18.30021G	47.06	63.54	-16.48	43.86	1	Horizontal	121	1.39	-	37.50	15.28	49.58

5.925-6.425GHz_802.11be EHT320_Nss1,(MCS0),3xRU996 CP 4_4TX

6105MHz_TX

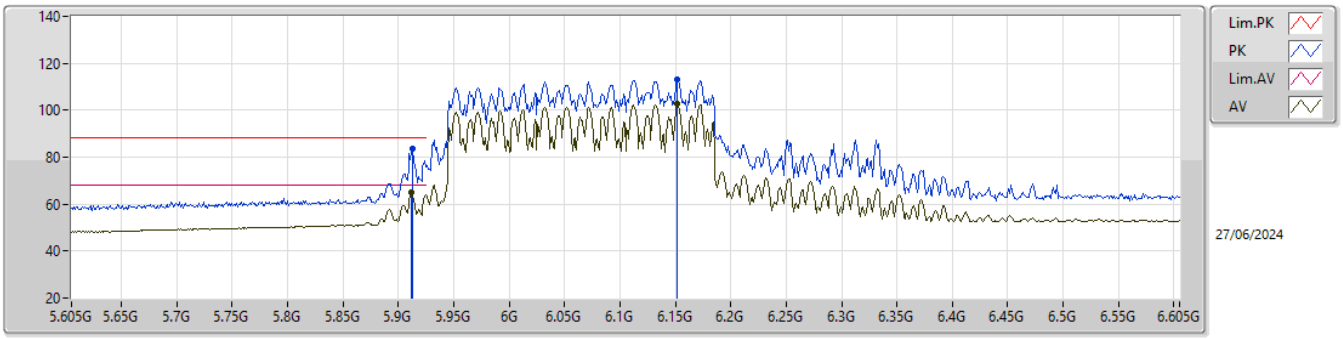

EUT X_4TX
Setting 19
05-R-Y-1-10

Type	Freq	Level	Limit	Margin	Raw	Dist	Condition	Azimuth	Height	Comment	AF	CL	PA
	(Hz)	(dBuV/m)	(dBuV/m)	(dB)	(dBuV)	(m)		(°)	(m)		(dB)	(dB)	(dB)
PK	5.913G	83.57	88.20	-4.63	76.75	3	Vertical	18	1.80	-	34.30	8.10	35.58
RMS	5.912G	64.88	68.20	-3.32	58.06	3	Vertical	18	1.80	-	34.30	8.10	35.58
PK	6.152G	113.11	Inf	-Inf	105.91	3	Vertical	18	1.80	-	34.30	8.21	35.31
RMS	6.152G	102.63	Inf	-Inf	95.43	3	Vertical	18	1.80	-	34.30	8.21	35.31

5.925-6.425GHz_802.11be EHT320_Nss1,(MCS0),3xRU996 CP 4_4TX

6105MHz_TX

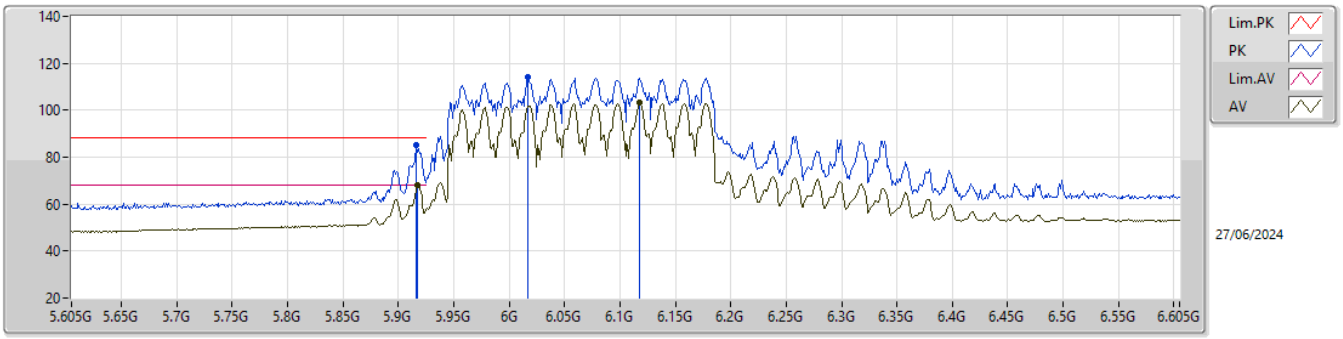

EUT X_4TX
Setting 19
05-R-Y-1-10

Type	Freq	Level	Limit	Margin	Raw	Dist	Condition	Azimuth	Height	Comment	AF	CL	PA
	(Hz)	(dBuV/m)	(dBuV/m)	(dB)	(dBuV)	(m)		(°)	(m)		(dB)	(dB)	(dB)
PK	5.916G	85.22	88.20	-2.98	78.39	3	Horizontal	0	1.80	-	34.30	8.11	35.58
RMS	5.917G	67.98	68.20	-0.22	61.15	3	Horizontal	0	1.80	-	34.30	8.11	35.58
PK	6.017G	114.01	Inf	-Inf	107.19	3	Horizontal	0	1.80	-	34.23	8.17	35.58
RMS	6.118G	103.08	Inf	-Inf	96.02	3	Horizontal	0	1.80	-	34.24	8.20	35.38

5.925-6.425GHz_802.11be EHT320_Nss1,(MCS0),3xRU996 CP 4_4TX

6105MHz_TX

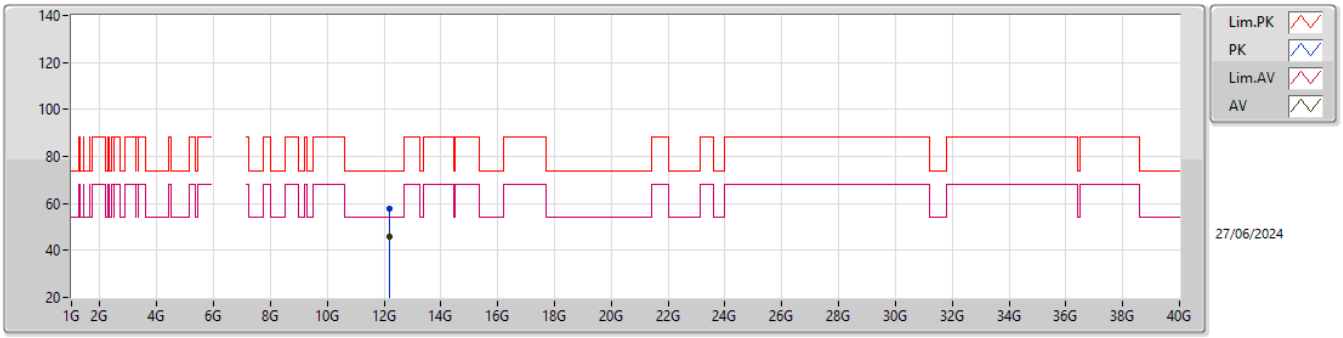

EUT X_4TX
Setting 19
05-R-Y-1

Type	Freq	Level	Limit	Margin	Raw	Dist	Condition	Azimuth	Height	Comment	AF	CL	PA
	(Hz)	(dBuV/m)	(dBuV/m)	(dB)	(dBuV)	(m)		(°)	(m)		(dB)	(dB)	(dB)
PK	12.21132G	57.88	74.00	-16.12	40.87	3	Vertical	118	2.97	-	39.10	11.14	33.23
AV	12.20781G	45.86	54.00	-8.14	28.85	3	Vertical	118	2.97	-	39.10	11.14	33.23

5.925-6.425GHz_802.11be EHT320_Nss1,(MCS0),3xRU996 CP 4_4TX

6105MHz_TX

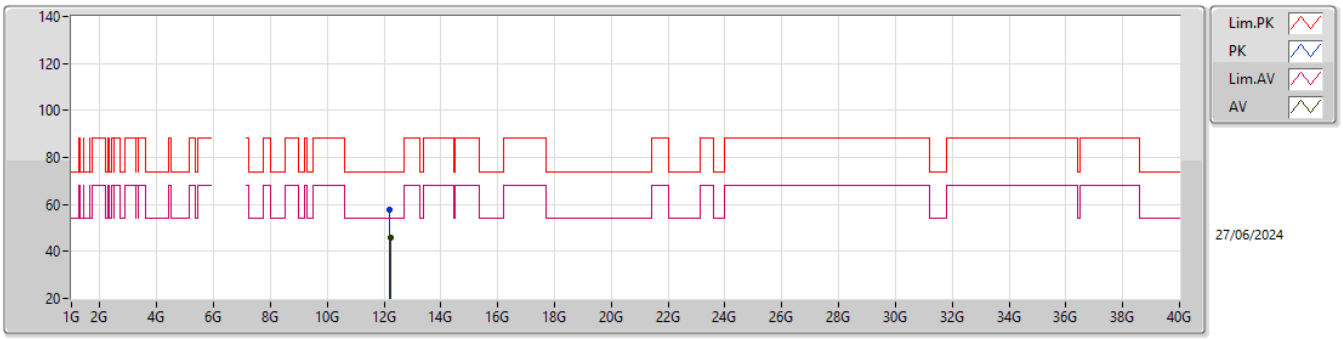

EUT X_4TX
Setting 19
05-R-Y-1

Type	Freq	Level	Limit	Margin	Raw	Dist	Condition	Azimuth	Height	Comment	AF	CL	PA
	(Hz)	(dBuV/m)	(dBuV/m)	(dB)	(dBuV)	(m)		(°)	(m)		(dB)	(dB)	(dB)
PK	12.20664G	58.01	74.00	-15.99	41.00	3	Horizontal	181	2.27	-	39.10	11.14	33.23
AV	12.21744G	45.81	54.00	-8.19	28.78	3	Horizontal	181	2.27	-	39.10	11.15	33.22

5.925-6.425GHz_802.11be EHT320_Nss1,(MCS0),3xRU996 CP 4_4TX

6105MHz_TX

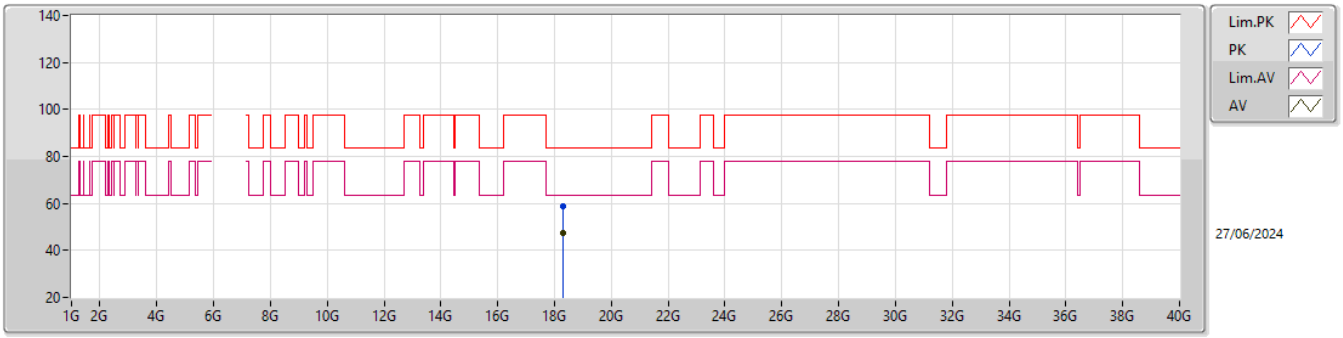

EUT X_4TX
Setting 19
05-R-Y-1

Type	Freq	Level	Limit	Margin	Raw	Dist	Condition	Azimuth	Height	Comment	AF	CL	PA
	(Hz)	(dBuV/m)	(dBuV/m)	(dB)	(dBuV)	(m)		(°)	(m)		(dB)	(dB)	(dB)
PK	18.30381G	58.81	83.54	-24.73	55.62	1	Vertical	207	2.61	-	37.50	15.28	49.59
AV	18.30042G	47.17	63.54	-16.37	43.97	1	Vertical	207	2.61	-	37.50	15.28	49.58

5.925-6.425GHz_802.11be EHT320_Nss1,(MCS0),3xRU996 CP 4_4TX

6105MHz_TX

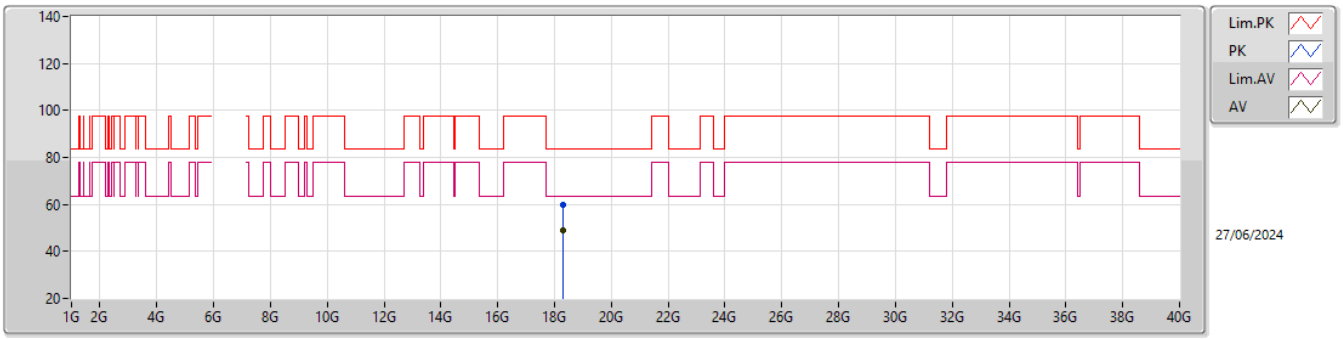

EUT X_4TX
Setting 19
05-R-Y-1

Type	Freq	Level	Limit	Margin	Raw	Dist	Condition	Azimuth	Height	Comment	AF	CL	PA
	(Hz)	(dBuV/m)	(dBuV/m)	(dB)	(dBuV)	(m)		(°)	(m)		(dB)	(dB)	(dB)
PK	18.30024G	59.88	83.54	-23.66	56.68	1	Horizontal	39	1.19	-	37.50	15.28	49.58
AV	18.30249G	49.16	63.54	-14.38	45.97	1	Horizontal	39	1.19	-	37.50	15.28	49.59

5.925-6.425GHz_802.11be EHT320_Nss1,(MCS0),2xRU996+RU484 CP 6_4TX

6105MHz_TX

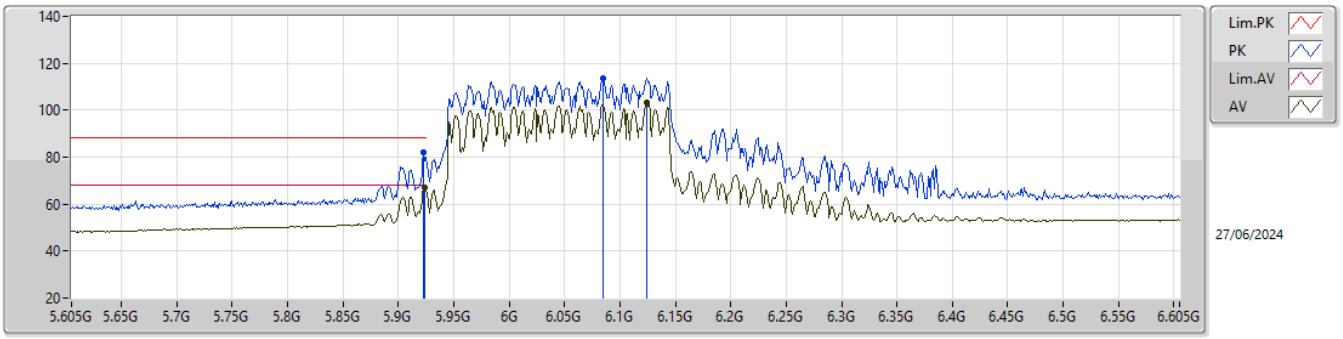

EUT X_4TX
Setting 19
05-R-Y-1-10

Type	Freq	Level	Limit	Margin	Raw	Dist	Condition	Azimuth	Height	Comment	AF	CL	PA
	(Hz)	(dBuV/m)	(dBuV/m)	(dB)	(dBuV)	(m)		(°)	(m)		(dB)	(dB)	(dB)
PK	5.923G	81.99	88.20	-6.21	75.16	3	Vertical	354	1.80	-	34.30	8.11	35.58
RMS	5.924G	67.00	68.20	-1.20	60.17	3	Vertical	354	1.80	-	34.30	8.11	35.58
PK	6.085G	113.82	Inf	-Inf	106.84	3	Vertical	354	1.80	-	34.23	8.19	35.44
RMS	6.124G	103.27	Inf	-Inf	96.19	3	Vertical	354	1.80	-	34.25	8.20	35.37

5.925-6.425GHz_802.11be EHT320_Nss1,(MCS0),2xRU996+RU484 CP 6_4TX

6105MHz_TX

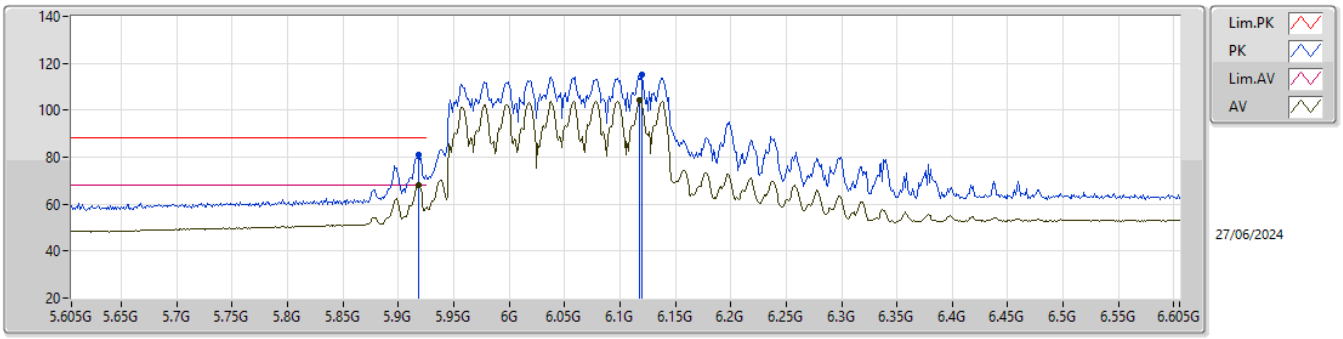

EUT X_4TX
Setting 19
05-R-Y-1-10

Type	Freq	Level	Limit	Margin	Raw	Dist	Condition	Azimuth	Height	Comment	AF	CL	PA
	(Hz)	(dBuV/m)	(dBuV/m)	(dB)	(dBuV)	(m)		(°)	(m)		(dB)	(dB)	(dB)
PK	5.918G	80.99	88.20	-7.21	74.16	3	Horizontal	359	1.80	-	34.30	8.11	35.58
RMS	5.918G	68.12	68.20	-0.08	61.29	3	Horizontal	359	1.80	-	34.30	8.11	35.58
PK	6.12G	115.14	Inf	-Inf	108.07	3	Horizontal	359	1.80	-	34.24	8.20	35.37
RMS	6.118G	104.37	Inf	-Inf	97.31	3	Horizontal	359	1.80	-	34.24	8.20	35.38

5.925-6.425GHz_802.11be EHT320_Nss1,(MCS0),2xRU996+RU484 CP 6_4TX

6105MHz_TX

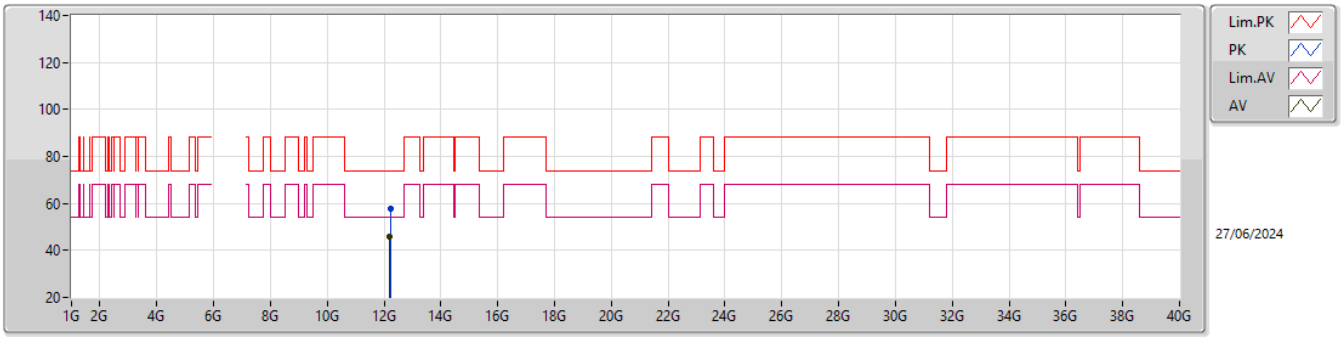

EUT X_4TX
Setting 19
05-R-Y-1

Type	Freq	Level	Limit	Margin	Raw	Dist	Condition	Azimuth	Height	Comment	AF	CL	PA
	(Hz)	(dBuV/m)	(dBuV/m)	(dB)	(dBuV)	(m)		(°)	(m)		(dB)	(dB)	(dB)
PK	12.22149G	57.84	74.00	-16.16	40.81	3	Vertical	103	1.76	-	39.10	11.15	33.22
AV	12.20307G	45.81	54.00	-8.19	28.80	3	Vertical	103	1.76	-	39.10	11.14	33.23

5.925-6.425GHz_802.11be EHT320_Nss1,(MCS0),2xRU996+RU484 CP 6_4TX

6105MHz_TX

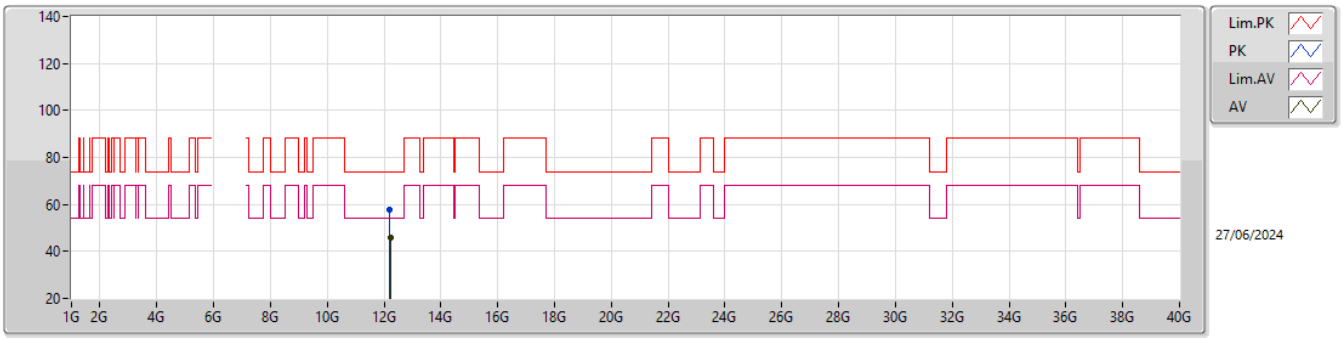

EUT X_4TX
Setting 19
05-R-Y-1

Type	Freq	Level	Limit	Margin	Raw	Dist	Condition	Azimuth	Height	Comment	AF	CL	PA
	(Hz)	(dBuV/m)	(dBuV/m)	(dB)	(dBuV)	(m)		(°)	(m)		(dB)	(dB)	(dB)
PK	12.21123G	57.54	74.00	-16.46	40.53	3	Horizontal	120	1.49	-	39.10	11.14	33.23
AV	12.21378G	45.85	54.00	-8.15	28.83	3	Horizontal	120	1.49	-	39.10	11.14	33.22

5.925-6.425GHz_802.11be EHT320_Nss1,(MCS0),2xRU996+RU484 CP 6_4TX

6105MHz_TX

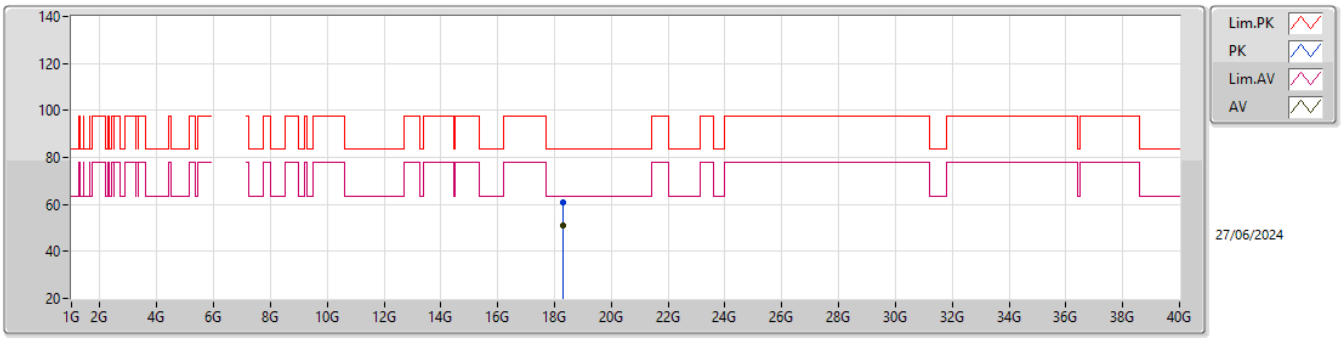

EUT X_4TX
Setting 19
05-R-Y-1

Type	Freq	Level	Limit	Margin	Raw	Dist	Condition	Azimuth	Height	Comment	AF	CL	PA
	(Hz)	(dBuV/m)	(dBuV/m)	(dB)	(dBuV)	(m)		(°)	(m)		(dB)	(dB)	(dB)
PK	18.30831G	60.85	83.54	-22.69	57.66	1	Vertical	61	1.04	-	37.50	15.28	49.59
AV	18.30015G	51.16	63.54	-12.38	47.96	1	Vertical	61	1.04	-	37.50	15.28	49.58

5.925-6.425GHz_802.11be EHT320_Nss1,(MCS0),2xRU996+RU484 CP 6_4TX

6105MHz_TX

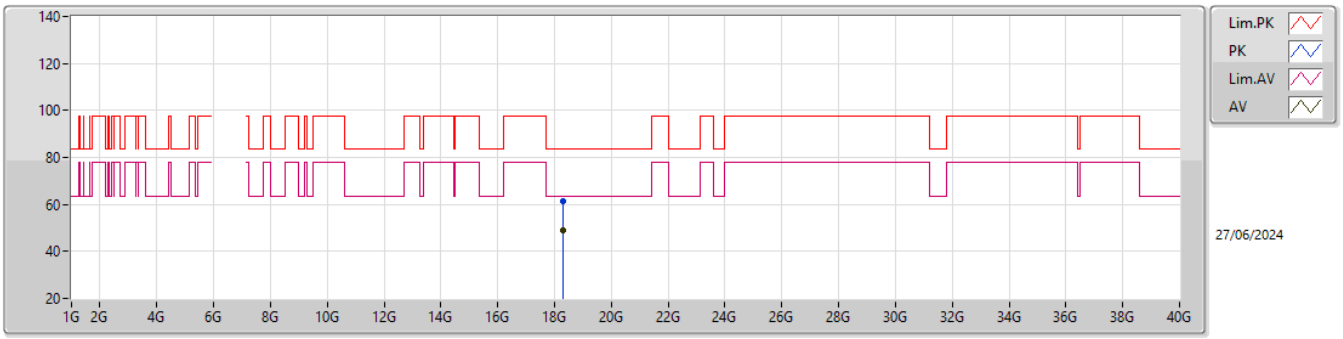

EUT X_4TX
Setting 19
05-R-Y-1

Type	Freq	Level	Limit	Margin	Raw	Dist	Condition	Azimuth	Height	Comment	AF	CL	PA
	(Hz)	(dBuV/m)	(dBuV/m)	(dB)	(dBuV)	(m)		(°)	(m)		(dB)	(dB)	(dB)
PK	18.3027G	61.29	83.54	-22.25	58.10	1	Horizontal	179	1.81	-	37.50	15.28	49.59
AV	18.30009G	49.06	63.54	-14.48	45.86	1	Horizontal	179	1.81	-	37.50	15.28	49.58

6.525-6.875GHz_802.11be EHT320_Nss1,(MCS0),3xRU996+RU484 CP 5_4TX

6905MHz Straddle 6.525-6.875GHz_TX

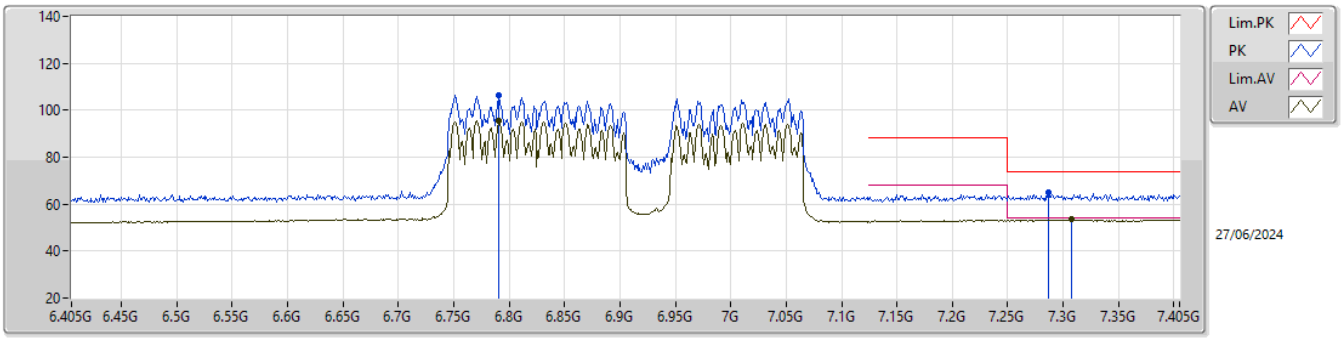

EUT X_4TX
Setting 10
05-R-Y-1-10

Type	Freq	Level	Limit	Margin	Raw	Dist	Condition	Azimuth	Height	Comment	AF	CL	PA
	(Hz)	(dBuV/m)	(dBuV/m)	(dB)	(dBuV)	(m)		(°)	(m)		(dB)	(dB)	(dB)
PK	6.791G	106.48	Inf	-Inf	96.95	3	Vertical	8	1.80	-	36.12	8.45	35.04
RMS	6.791G	95.39	Inf	-Inf	85.86	3	Vertical	8	1.80	-	36.12	8.45	35.04
PK	7.287G	64.89	74.00	-9.11	54.02	3	Vertical	8	1.80	-	37.10	8.59	34.82
RMS	7.308G	53.37	54.00	-0.63	42.48	3	Vertical	8	1.80	-	37.07	8.60	34.78

6.525-6.875GHz_802.11be EHT320_Nss1,(MCS0),3xRU996+RU484 CP 5_4TX

6905MHz Straddle 6.525-6.875GHz_TX

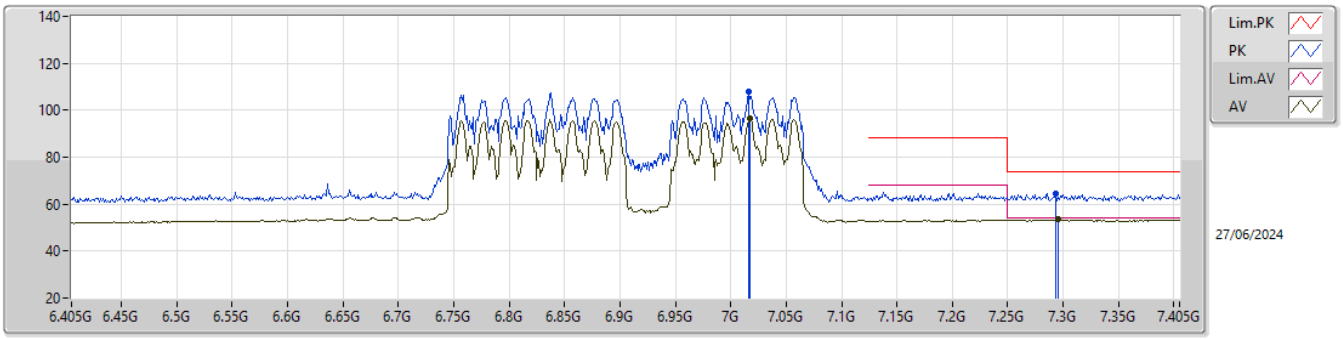

EUT X_4TX
Setting 10
05-R-Y-1-10

Type	Freq	Level	Limit	Margin	Raw	Dist	Condition	Azimuth	Height	Comment	AF	CL	PA
	(Hz)	(dBuV/m)	(dBuV/m)	(dB)	(dBuV)	(m)		(°)	(m)		(dB)	(dB)	(dB)
PK	7.016G	107.91	Inf	-Inf	98.35	3	Horizontal	0	1.80	-	36.26	8.61	35.31
RMS	7.017G	96.35	Inf	-Inf	86.78	3	Horizontal	0	1.80	-	36.27	8.61	35.31
PK	7.293G	64.58	74.00	-9.42	53.69	3	Horizontal	0	1.80	-	37.10	8.60	34.81
RMS	7.296G	53.55	54.00	-0.45	42.65	3	Horizontal	0	1.80	-	37.10	8.60	34.80

6.525-6.875GHz_802.11be EHT320_Nss1,(MCS0),3xRU996+RU484 CP 5_4TX

6905MHz Straddle 6.525-6.875GHz_TX

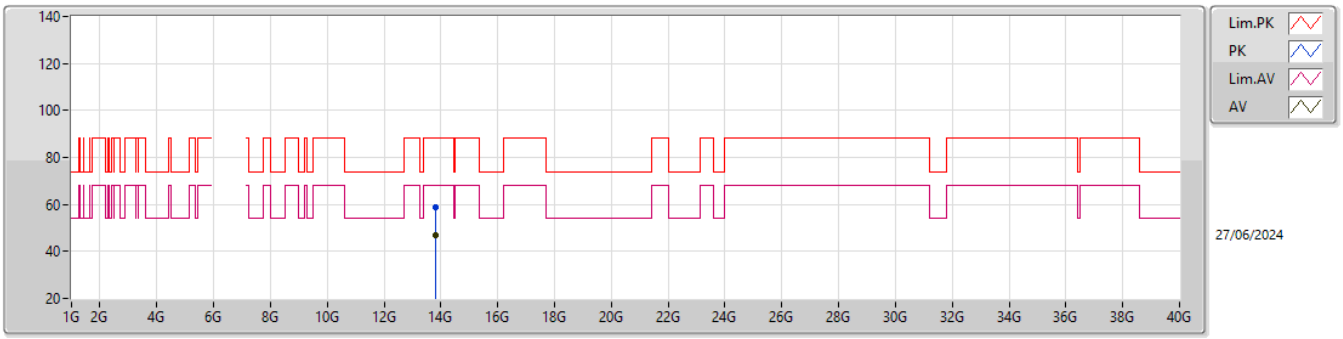

EUT X_4TX
Setting 10
05-R-Y-1

Type	Freq	Level	Limit	Margin	Raw	Dist	Condition	Azimuth	Height	Comment	AF	CL	PA
	(Hz)	(dBuV/m)	(dBuV/m)	(dB)	(dBuV)	(m)		(°)	(m)		(dB)	(dB)	(dB)
PK	13.81678G	58.71	88.20	-29.49	40.20	3	Vertical	194	2.29	-	40.30	11.70	33.49
RMS	13.82329G	46.73	68.20	-21.47	28.22	3	Vertical	194	2.29	-	40.30	11.70	33.49

6.525-6.875GHz_802.11be EHT320_Nss1,(MCS0),3xRU996+RU484 CP 5_4TX

6905MHz Straddle 6.525-6.875GHz_TX

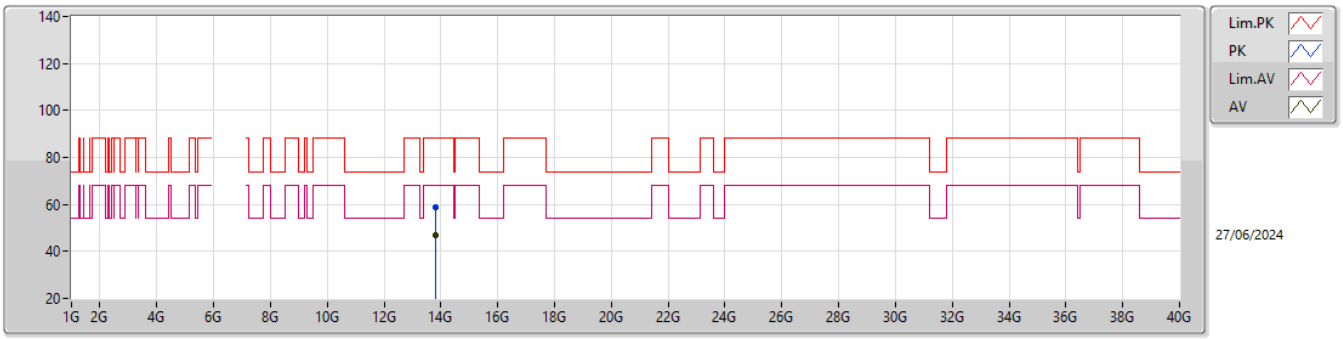

EUT X_4TX
Setting 10
05-R-Y-1

Type	Freq	Level	Limit	Margin	Raw	Dist	Condition	Azimuth	Height	Comment	AF	CL	PA
	(Hz)	(dBuV/m)	(dBuV/m)	(dB)	(dBuV)	(m)		(°)	(m)		(dB)	(dB)	(dB)
PK	13.82473G	58.89	88.20	-29.31	40.38	3	Horizontal	133	2.28	-	40.30	11.70	33.49
RMS	13.82395G	46.82	68.20	-21.38	28.31	3	Horizontal	133	2.28	-	40.30	11.70	33.49

6.525-6.875GHz_802.11be EHT320_Nss1,(MCS0),3xRU996+RU484 CP 5_4TX

6905MHz Straddle 6.525-6.875GHz_TX

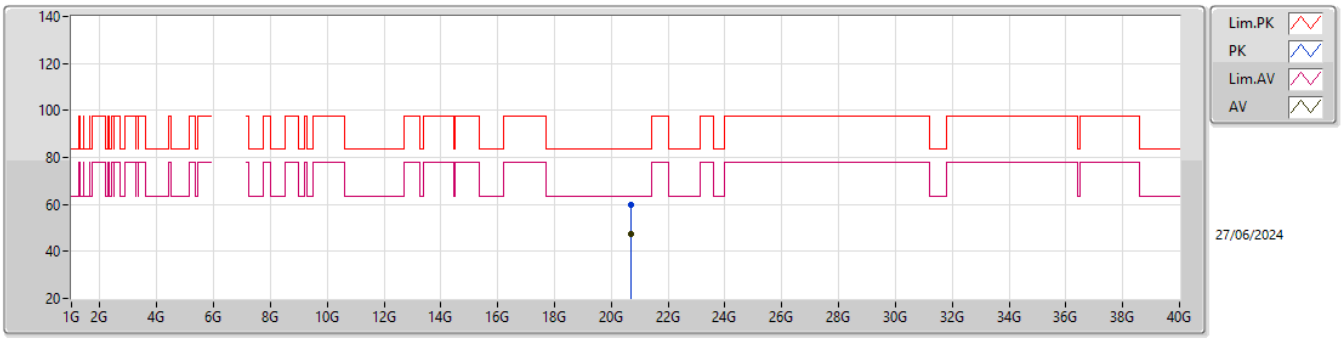

EUT X_4TX
Setting 10
05-R-Y-1

Type	Freq	Level	Limit	Margin	Raw	Dist	Condition	Azimuth	Height	Comment	AF	CL	PA
	(Hz)	(dBuV/m)	(dBuV/m)	(dB)	(dBuV)	(m)		(°)	(m)		(dB)	(dB)	(dB)
PK	20.70126G	59.86	83.54	-23.68	55.24	1	Vertical	59	2.84	-	37.90	15.76	49.04
AV	20.71128G	47.66	63.54	-15.88	43.04	1	Vertical	59	2.84	-	37.88	15.77	49.03

6.525-6.875GHz_802.11be EHT320_Nss1,(MCS0),3xRU996+RU484 CP 5_4TX

6905MHz Straddle 6.525-6.875GHz_TX

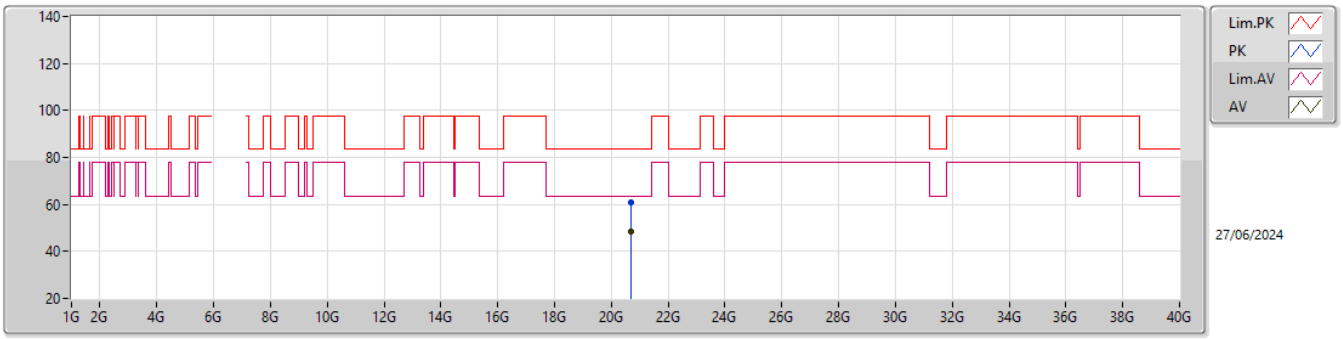

EUT X_4TX
Setting 10
05-R-Y-1

Type	Freq	Level	Limit	Margin	Raw	Dist	Condition	Azimuth	Height	Comment	AF	CL	PA
	(Hz)	(dBuV/m)	(dBuV/m)	(dB)	(dBuV)	(m)		(°)	(m)		(dB)	(dB)	(dB)
PK	20.7087G	60.87	83.54	-22.67	56.25	1	Horizontal	80	1.84	-	37.88	15.77	49.03
AV	20.70267G	48.70	63.54	-14.84	44.08	1	Horizontal	80	1.84	-	37.89	15.76	49.03

6.525-6.875GHz_802.11be EHT320_Nss1,(MCS0),3xRU996 CP 2_4TX

6905MHz Straddle 6.525-6.875GHz_TX

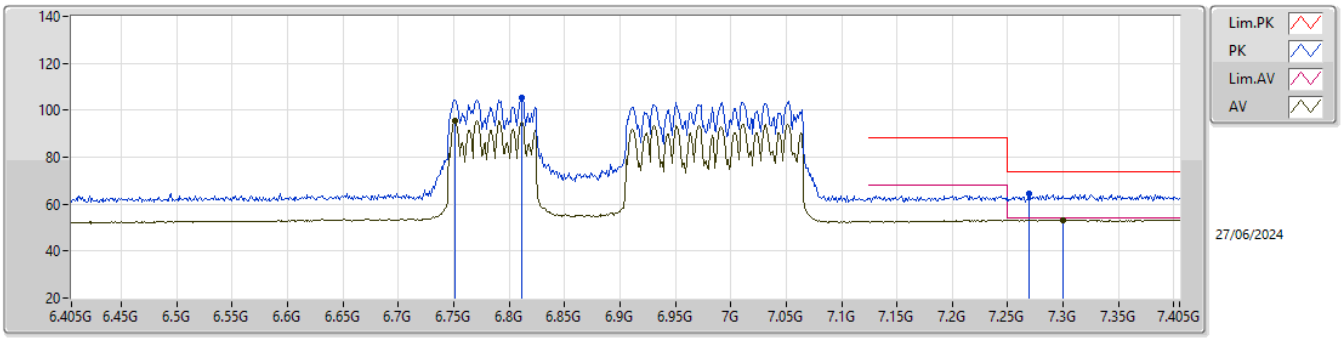

EUT X_4TX
Setting 10
05-R-Y-1-10

Type	Freq	Level	Limit	Margin	Raw	Dist	Condition	Azimuth	Height	Comment	AF	CL	PA
	(Hz)	(dBuV/m)	(dBuV/m)	(dB)	(dBuV)	(m)		(°)	(m)		(dB)	(dB)	(dB)
PK	6.811G	105.46	Inf	-Inf	95.98	3	Vertical	11	1.80	-	36.08	8.47	35.07
RMS	6.751G	95.55	Inf	-Inf	85.94	3	Vertical	11	1.80	-	36.20	8.40	34.99
PK	7.269G	64.36	74.00	-9.64	53.52	3	Vertical	11	1.80	-	37.10	8.59	34.85
RMS	7.3G	53.31	54.00	-0.69	42.40	3	Vertical	11	1.80	-	37.10	8.60	34.79

6.525-6.875GHz_802.11be EHT320_Nss1,(MCS0),3xRU996 CP 2_4TX

6905MHz Straddle 6.525-6.875GHz_TX

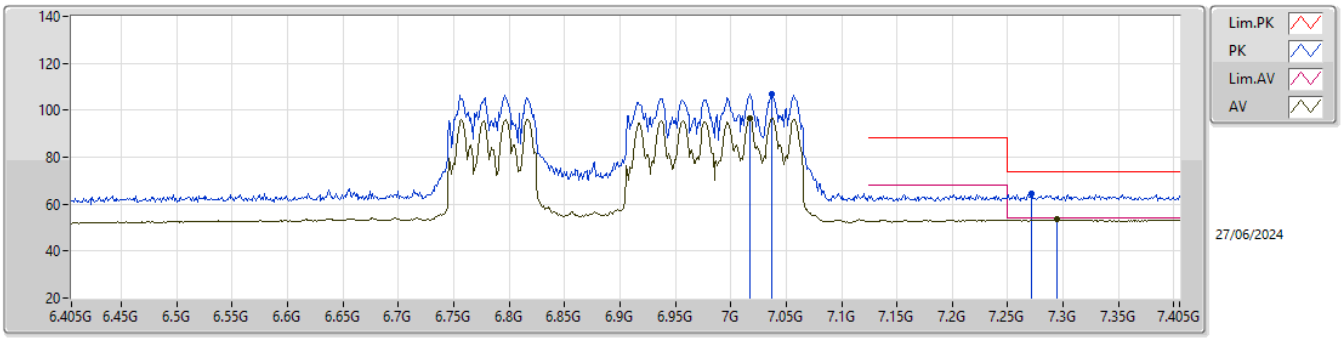

EUT X_4TX
Setting 10
05-R-Y-1-10

Type	Freq	Level	Limit	Margin	Raw	Dist	Condition	Azimuth	Height	Comment	AF	CL	PA
	(Hz)	(dBuV/m)	(dBuV/m)	(dB)	(dBuV)	(m)		(°)	(m)		(dB)	(dB)	(dB)
PK	7.037G	107.05	Inf	-Inf	97.37	3	Horizontal	360	1.80	-	36.35	8.60	35.27
RMS	7.017G	96.46	Inf	-Inf	86.89	3	Horizontal	360	1.80	-	36.27	8.61	35.31
PK	7.271G	64.47	74.00	-9.53	53.63	3	Horizontal	360	1.80	-	37.10	8.59	34.85
RMS	7.294G	53.57	54.00	-0.43	42.67	3	Horizontal	360	1.80	-	37.10	8.60	34.80

6.525-6.875GHz_802.11be EHT320_Nss1,(MCS0),3xRU996 CP 2_4TX

6905MHz Straddle 6.525-6.875GHz_TX

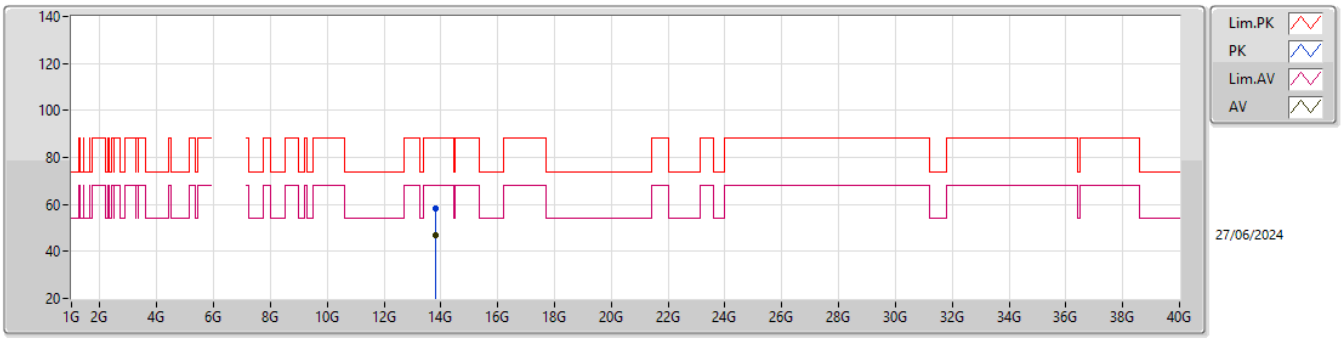

EUT X_4TX
Setting 10
05-R-Y-1

Type	Freq	Level	Limit	Margin	Raw	Dist	Condition	Azimuth	Height	Comment	AF	CL	PA
	(Hz)	(dBuV/m)	(dBuV/m)	(dB)	(dBuV)	(m)		(°)	(m)		(dB)	(dB)	(dB)
PK	13.82386G	58.26	88.20	-29.94	39.75	3	Vertical	196	1.41	-	40.30	11.70	33.49
RMS	13.82374G	46.73	68.20	-21.47	28.22	3	Vertical	196	1.41	-	40.30	11.70	33.49

6.525-6.875GHz_802.11be EHT320_Nss1,(MCS0),3xRU996 CP 2_4TX

6905MHz Straddle 6.525-6.875GHz_TX

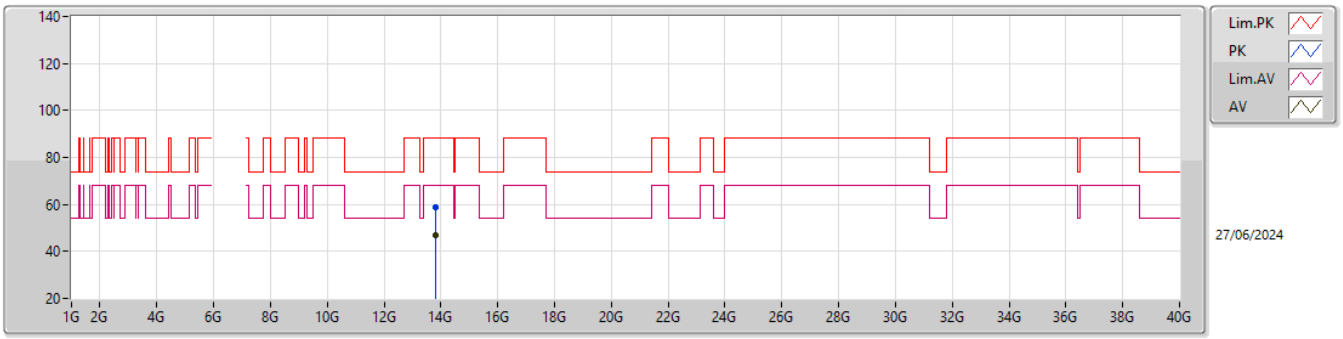

EUT X_4TX
Setting 10
05-R-Y-1

Type	Freq	Level	Limit	Margin	Raw	Dist	Condition	Azimuth	Height	Comment	AF	CL	PA
	(Hz)	(dBuV/m)	(dBuV/m)	(dB)	(dBuV)	(m)		(°)	(m)		(dB)	(dB)	(dB)
PK	13.81876G	58.79	88.20	-29.41	40.28	3	Horizontal	92	1.29	-	40.30	11.70	33.49
RMS	13.82401G	46.82	68.20	-21.38	28.31	3	Horizontal	92	1.29	-	40.30	11.70	33.49

6.525-6.875GHz_802.11be EHT320_Nss1,(MCS0),3xRU996 CP 2_4TX

6905MHz Straddle 6.525-6.875GHz_TX

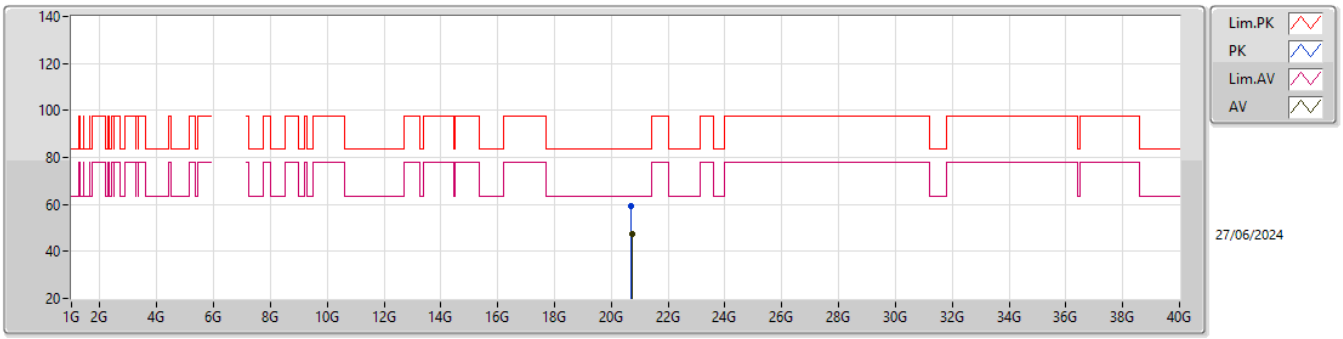

EUT X_4TX
Setting 10
05-R-Y-1

Type	Freq	Level	Limit	Margin	Raw	Dist	Condition	Azimuth	Height	Comment	AF	CL	PA
	(Hz)	(dBuV/m)	(dBuV/m)	(dB)	(dBuV)	(m)		(°)	(m)		(dB)	(dB)	(dB)
PK	20.71194G	59.38	83.54	-24.16	54.76	1	Vertical	224	1.18	-	37.88	15.77	49.03
AV	20.72082G	47.61	63.54	-15.93	43.00	1	Vertical	224	1.18	-	37.86	15.78	49.03

6.525-6.875GHz_802.11be EHT320_Nss1,(MCS0),3xRU996 CP 2_4TX

6905MHz Straddle 6.525-6.875GHz_TX

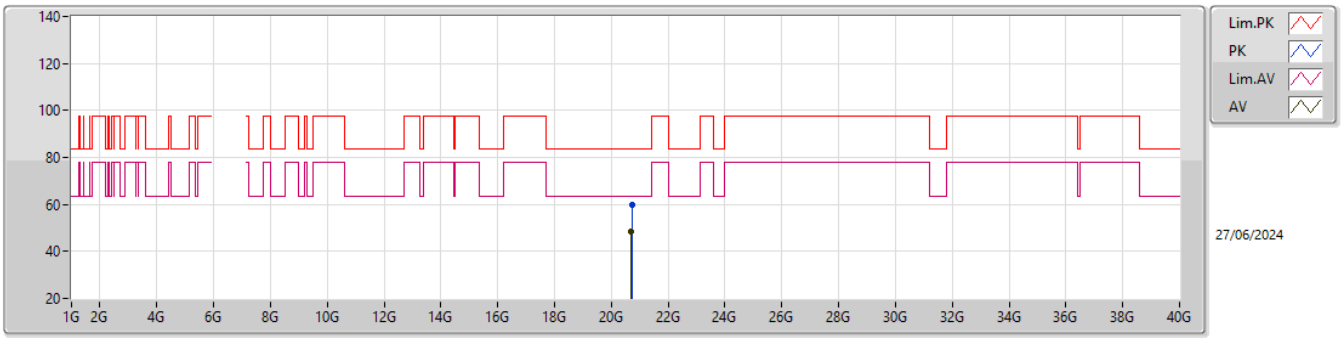

EUT X_4TX
Setting 10
05-R-Y-1

Type	Freq	Level	Limit	Margin	Raw	Dist	Condition	Azimuth	Height	Comment	AF	CL	PA
	(Hz)	(dBuV/m)	(dBuV/m)	(dB)	(dBuV)	(m)		(°)	(m)		(dB)	(dB)	(dB)
PK	20.72625G	59.64	83.54	-23.90	55.03	1	Horizontal	192	2.14	-	37.85	15.78	49.02
AV	20.7129G	48.64	63.54	-14.90	44.03	1	Horizontal	192	2.14	-	37.87	15.77	49.03

6.525-6.875GHz_802.11be EHT320_Nss1,(MCS0),2xRU996+RU484 CP 10_4TX

6905MHz Straddle 6.525-6.875GHz_TX

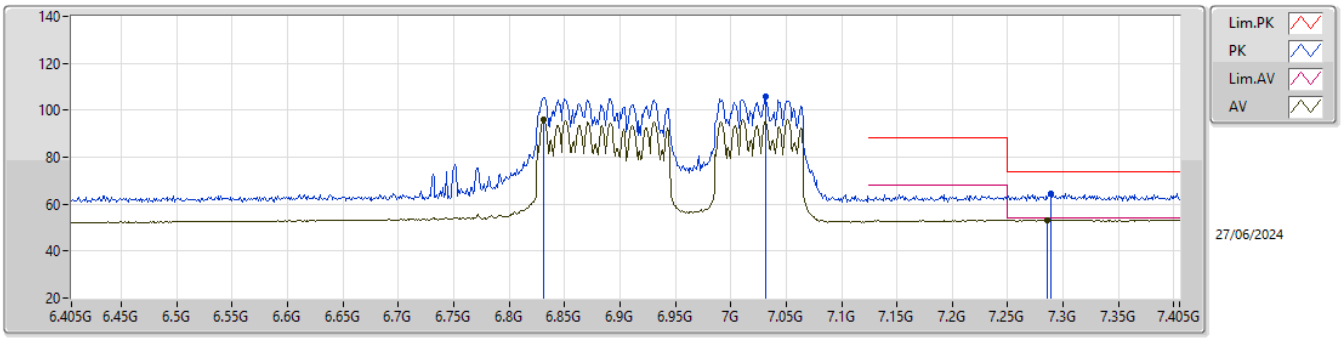

EUT X_4TX
Setting 10
05-R-Y-1-10

Type	Freq	Level	Limit	Margin	Raw	Dist	Condition	Azimuth	Height	Comment	AF	CL	PA
	(Hz)	(dBuV/m)	(dBuV/m)	(dB)	(dBuV)	(m)		(°)	(m)		(dB)	(dB)	(dB)
PK	7.031G	105.90	Inf	-Inf	96.26	3	Vertical	6	1.80	-	36.32	8.60	35.28
RMS	6.831G	96.20	Inf	-Inf	86.78	3	Vertical	6	1.80	-	36.04	8.48	35.10
PK	7.289G	64.56	74.00	-9.44	53.67	3	Vertical	6	1.80	-	37.10	8.60	34.81
RMS	7.286G	53.29	54.00	-0.71	42.42	3	Vertical	6	1.80	-	37.10	8.59	34.82

6.525-6.875GHz_802.11be EHT320_Nss1,(MCS0),2xRU996+RU484 CP 10_4TX

6905MHz Straddle 6.525-6.875GHz_TX

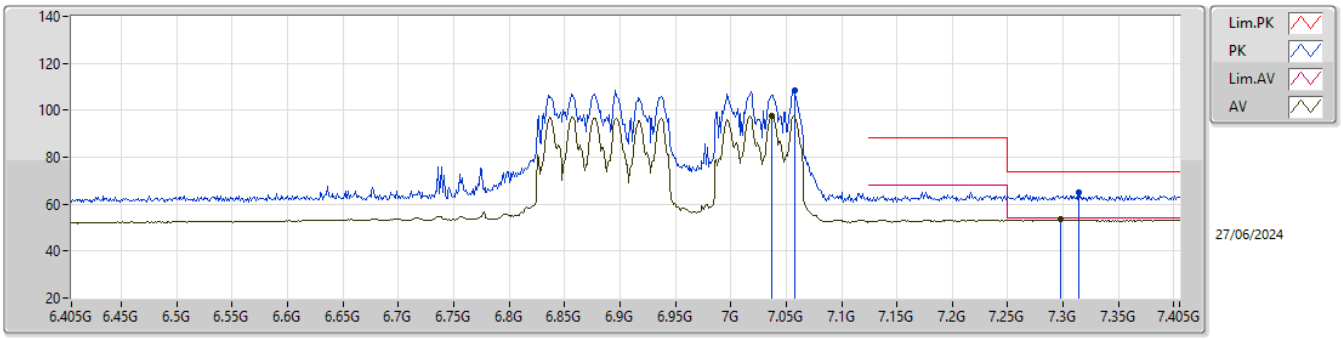

EUT X_4TX
Setting 10
05-R-Y-1-10

Type	Freq	Level	Limit	Margin	Raw	Dist	Condition	Azimuth	Height	Comment	AF	CL	PA
	(Hz)	(dBuV/m)	(dBuV/m)	(dB)	(dBuV)	(m)		(°)	(m)		(dB)	(dB)	(dB)
PK	7.058G	108.60	Inf	-Inf	98.80	3	Horizontal	360	1.80	-	36.43	8.60	35.23
RMS	7.037G	97.61	Inf	-Inf	87.93	3	Horizontal	360	1.80	-	36.35	8.60	35.27
PK	7.314G	64.94	74.00	-9.06	54.06	3	Horizontal	360	1.80	-	37.04	8.61	34.77
RMS	7.298G	53.58	54.00	-0.42	42.68	3	Horizontal	360	1.80	-	37.10	8.60	34.80

6.525-6.875GHz_802.11be EHT320_Nss1,(MCS0),2xRU996+RU484 CP 10_4TX

6905MHz Straddle 6.525-6.875GHz_TX

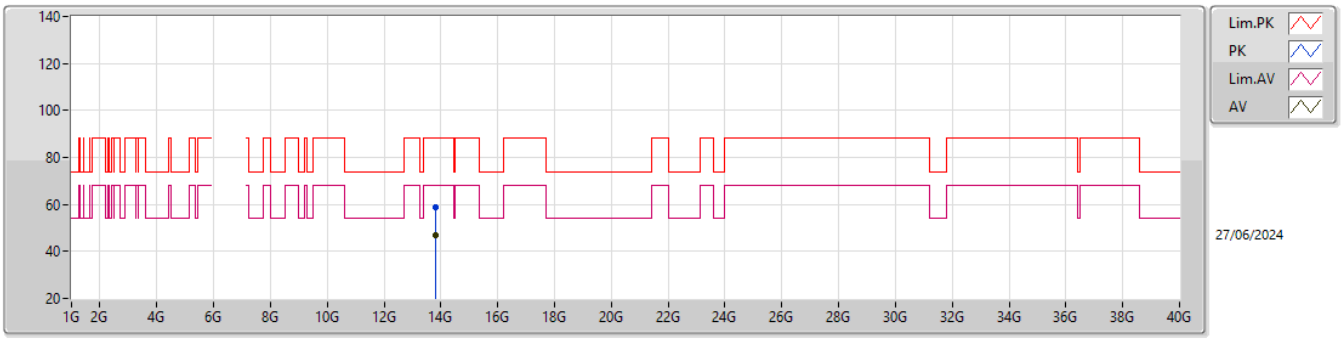

EUT X_4TX
Setting 10
05-R-Y-1

Type	Freq	Level	Limit	Margin	Raw	Dist	Condition	Azimuth	Height	Comment	AF	CL	PA
	(Hz)	(dBuV/m)	(dBuV/m)	(dB)	(dBuV)	(m)		(°)	(m)		(dB)	(dB)	(dB)
PK	13.82476G	58.55	88.20	-29.65	40.04	3	Vertical	46	2.35	-	40.30	11.70	33.49
RMS	13.82485G	46.74	68.20	-21.46	28.23	3	Vertical	46	2.35	-	40.30	11.70	33.49

6.525-6.875GHz_802.11be EHT320_Nss1,(MCS0),2xRU996+RU484 CP 10_4TX

6905MHz Straddle 6.525-6.875GHz_TX

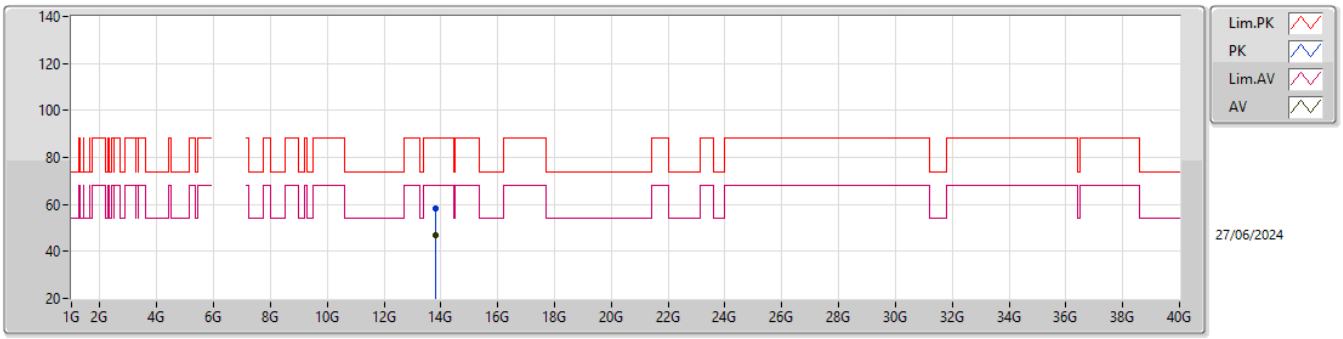

EUT X_4TX
Setting 10
05-R-Y-1

Type	Freq	Level	Limit	Margin	Raw	Dist	Condition	Azimuth	Height	Comment	AF	CL	PA
	(Hz)	(dBuV/m)	(dBuV/m)	(dB)	(dBuV)	(m)		(°)	(m)		(dB)	(dB)	(dB)
PK	13.82425G	58.46	88.20	-29.74	39.95	3	Horizontal	38	2.57	-	40.30	11.70	33.49
RMS	13.82407G	46.82	68.20	-21.38	28.31	3	Horizontal	38	2.57	-	40.30	11.70	33.49

6.525-6.875GHz_802.11be EHT320_Nss1,(MCS0),2xRU996+RU484 CP 10_4TX

6905MHz Straddle 6.525-6.875GHz_TX

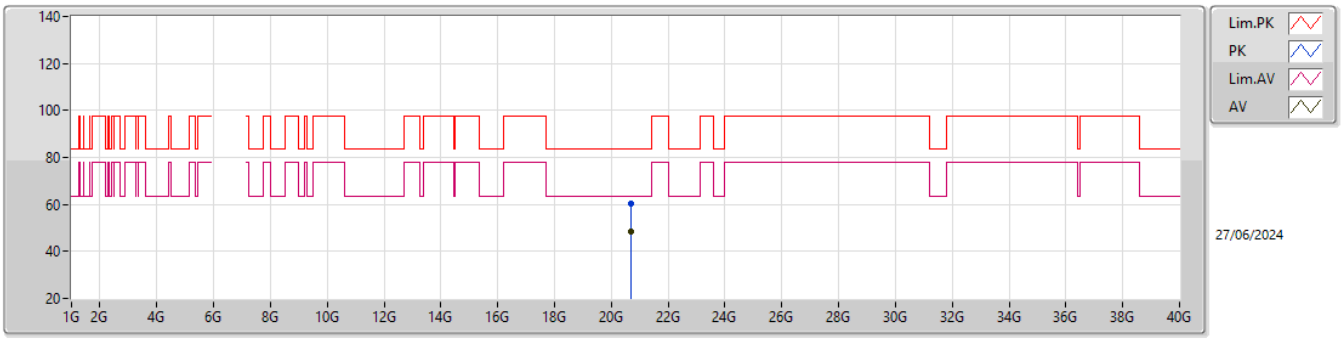

EUT X_4TX
Setting 10
05-R-Y-1

Type	Freq	Level	Limit	Margin	Raw	Dist	Condition	Azimuth	Height	Comment	AF	CL	PA
	(Hz)	(dBuV/m)	(dBuV/m)	(dB)	(dBuV)	(m)		(°)	(m)		(dB)	(dB)	(dB)
PK	20.70951G	60.46	83.54	-23.08	55.84	1	Vertical	125	1.63	-	37.88	15.77	49.03
AV	20.71305G	48.64	63.54	-14.90	44.03	1	Vertical	125	1.63	-	37.87	15.77	49.03

6.525-6.875GHz_802.11be EHT320_Nss1,(MCS0),2xRU996+RU484 CP 10_4TX

6905MHz Straddle 6.525-6.875GHz_TX

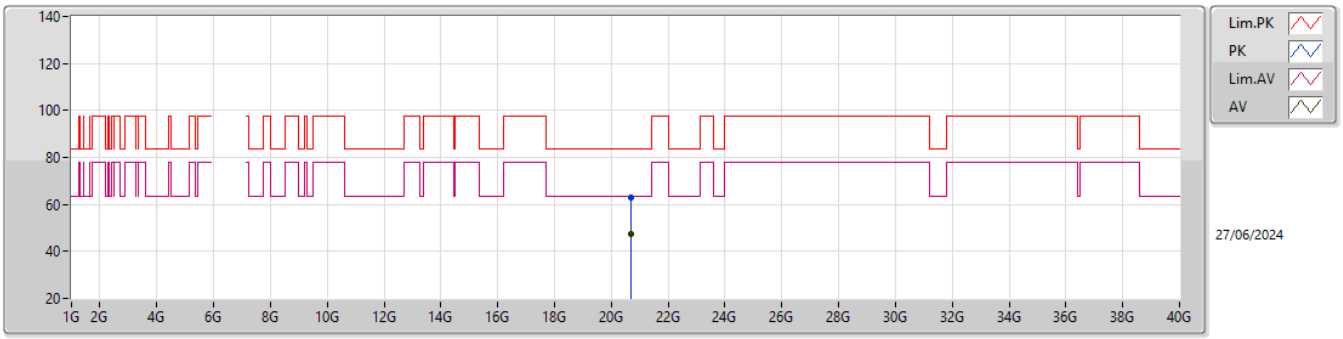

EUT X_4TX
Setting 10
05-R-Y-1

Type	Freq	Level	Limit	Margin	Raw	Dist	Condition	Azimuth	Height	Comment	AF	CL	PA
	(Hz)	(dBuV/m)	(dBuV/m)	(dB)	(dBuV)	(m)		(°)	(m)		(dB)	(dB)	(dB)
PK	20.70432G	62.74	83.54	-20.80	58.12	1	Horizontal	115	1.64	-	37.89	15.76	49.03
AV	20.70426G	47.59	63.54	-15.95	42.97	1	Horizontal	115	1.64	-	37.89	15.76	49.03

Test Mode: Mode 6
Summary

Mode	Result	Type	Freq (Hz)	Level (dBuV/m)	Limit (dBuV/m)	Margin (dB)	Dist (m)	Condition	Azimuth (°)	Height (m)	Comments
5.925-6.425GHz	-	-	-	-	-	-	-	-	-	-	-
802.11be EHT160_Nss1,(MCS0)_2TX	Pass	RMS	5.9235G	68.00	68.20	-0.20	3	Horizontal	346	2.25	20.5

5.925-6.425GHz_802.11be EHT20_Nss1,(MCS0)_1TX

5955MHz_TX

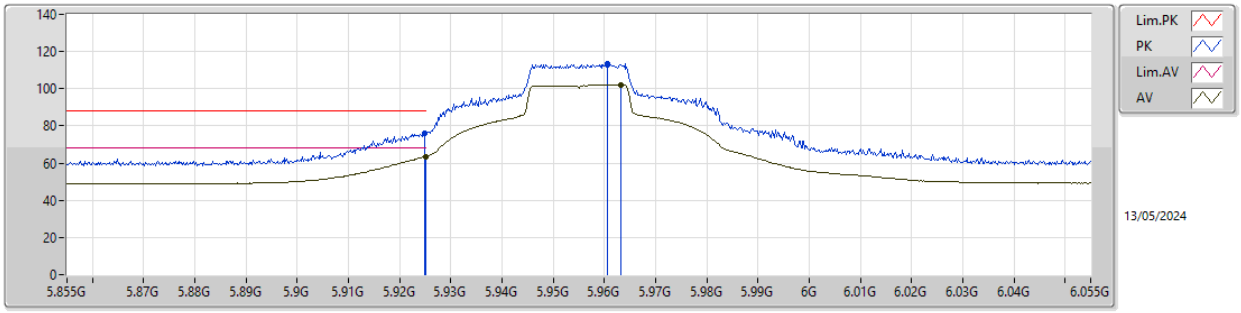

EUT Y_1TX
SET 23

Type	Freq	Level	Limit	Margin	Raw	Dist	Condition	Azimuth	Height	Comment	AF	CL	PA
	(Hz)	(dBuV/m)	(dBuV/m)	(dB)	(dBuV)	(m)		(°)	(m)		(dB)	(dB)	(dB)
PK	5.9248G	75.89	88.20	-12.31	68.82	3	Vertical	64	2.92	23	32.40	7.64	32.97
RMS	5.925G	63.49	68.20	-4.71	56.42	3	Vertical	64	2.92	23	32.40	7.64	32.97
PK	5.9606G	113.58	Inf	-Inf	106.49	3	Vertical	64	2.92	23	32.42	7.66	32.99
RMS	5.9632G	102.16	Inf	-Inf	95.06	3	Vertical	64	2.92	23	32.43	7.66	32.99

5.925-6.425GHz_802.11be EHT20_Nss1,(MCS0)_1TX

5955MHz_TX

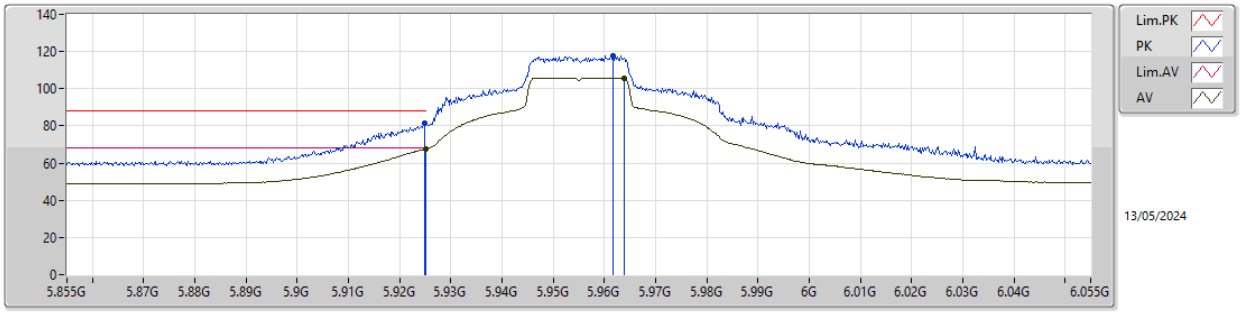

EUT Y_1TX
SET 23
25\17\21\23\24\23.5\23
-10.63\18.59\10.33\0.73\-10.51\-3.65\0.56

Type	Freq	Level	Limit	Margin	Raw	Dist	Condition	Azimuth	Height	Comment	AF	CL	PA
	(Hz)	(dBuV/m)	(dBuV/m)	(dB)	(dBuV)	(m)		(°)	(m)		(dB)	(dB)	(dB)
PK	5.9248G	81.71	88.20	-6.49	74.64	3	Horizontal	337	2.54	23	32.40	7.64	32.97
RMS	5.925G	67.64	68.20	-0.56	60.57	3	Horizontal	337	2.54	23	32.40	7.64	32.97
PK	5.9616G	117.87	Inf	-Inf	110.78	3	Horizontal	337	2.54	23	32.42	7.66	32.99
RMS	5.9638G	105.76	Inf	-Inf	98.66	3	Horizontal	337	2.54	23	32.43	7.66	32.99

5.925-6.425GHz_802.11be EHT20_Nss1,(MCS0)_1TX

5955MHz_TX

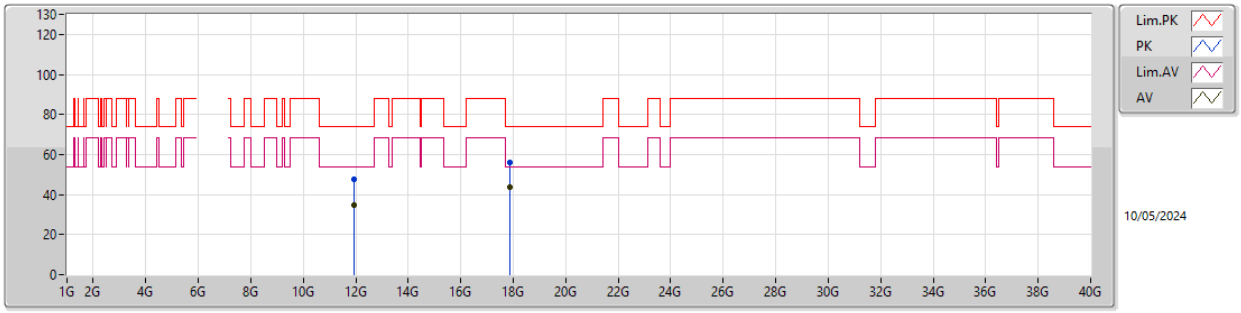

EUT Y_1TX
SET 23

Type	Freq	Level	Limit	Margin	Raw	Dist	Condition	Azimuth	Height	Comment	AF	CL	PA
	(Hz)	(dBuV/m)	(dBuV/m)	(dB)	(dBuV)	(m)		(°)	(m)		(dB)	(dB)	(dB)
PK	11.92259G	47.44	74.00	-26.56	40.35	3	Vertical	59	1.80	23	38.95	11.08	42.94
AV	11.92443G	34.90	54.00	-19.10	27.81	3	Vertical	59	1.80	23	38.95	11.08	42.94
PK	17.8648G	56.05	74.00	-17.95	38.22	3	Vertical	347	1.80	23	46.06	13.41	41.64
AV	17.87067G	43.54	54.00	-10.46	25.56	3	Vertical	347	1.80	23	46.20	13.41	41.63

5.925-6.425GHz_802.11be EHT20_Nss1,(MCS0)_1TX

5955MHz_TX

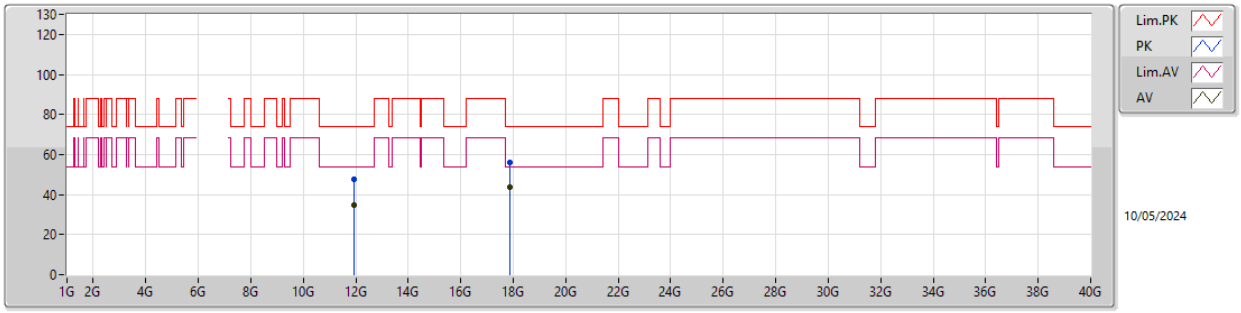

EUT Y_1TX
SET 23

Type	Freq	Level	Limit	Margin	Raw	Dist	Condition	Azimuth	Height	Comment	AF	CL	PA
	(Hz)	(dBuV/m)	(dBuV/m)	(dB)	(dBuV)	(m)		(°)	(m)		(dB)	(dB)	(dB)
PK	11.92974G	47.71	74.00	-26.29	40.60	3	Horizontal	15	1.80	23	38.96	11.08	42.93
AV	11.92219G	34.88	54.00	-19.12	27.80	3	Horizontal	15	1.80	23	38.94	11.08	42.94
PK	17.85785G	56.07	74.00	-17.93	38.43	3	Horizontal	349	1.80	23	45.89	13.40	41.65
AV	17.86033G	43.60	54.00	-10.40	25.89	3	Horizontal	349	1.80	23	45.95	13.40	41.64

5.925-6.425GHz_802.11be EHT20_Nss1,(MCS0)_1TX

5955MHz_TX

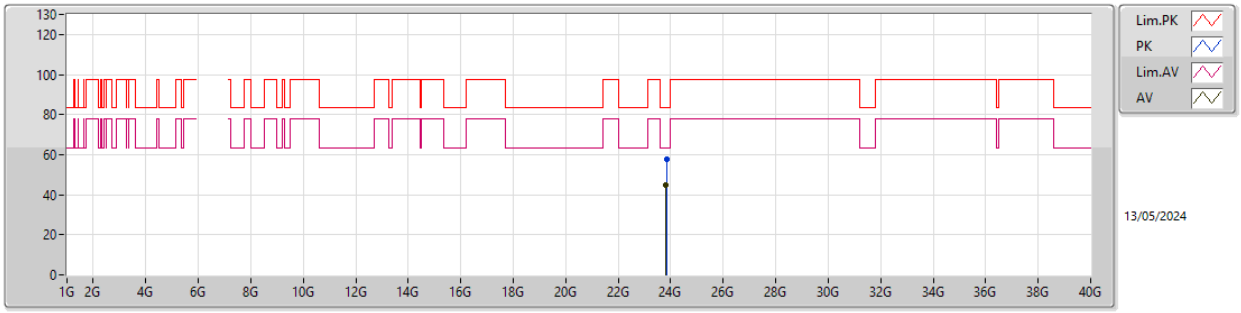

EUT Y_1TX
SET 25

Type	Freq	Level	Limit	Margin	Raw	Dist	Condition	Azimuth	Height	Comment	AF	CL	PA
	(Hz)	(dBuV/m)	(dBuV/m)	(dB)	(dBuV)	(m)		(°)	(m)		(dB)	(dB)	(dB)
PK	23.83594G	57.90	83.54	-25.64	48.84	1	Vertical	353	1.80	25	38.88	17.35	47.17
AV	23.82G	44.92	63.54	-18.62	35.77	1	Vertical	353	1.80	25	38.98	17.35	47.18

5.925-6.425GHz_802.11be EHT20_Nss1,(MCS0)_1TX

5955MHz_TX

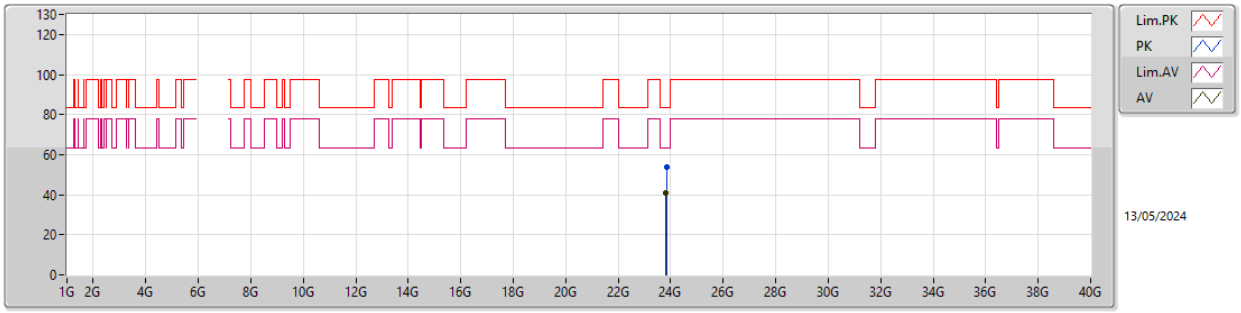

EUT Y_1TX
SET 25

Type	Freq	Level	Limit	Margin	Raw	Dist	Condition	Azimuth	Height	Comment	AF	CL	PA
	(Hz)	(dBuV/m)	(dBuV/m)	(dB)	(dBuV)	(m)		(°)	(m)		(dB)	(dB)	(dB)
PK	23.83399G	53.71	83.54	-29.83	44.63	1	Horizontal	344	1.80	25	38.90	17.35	47.17
AV	23.82004G	40.96	63.54	-22.58	31.81	1	Horizontal	344	1.80	25	38.98	17.35	47.18

5.925-6.425GHz_802.11be EHT20_Nss1,(MCS0)_1TX

6195MHz_TX

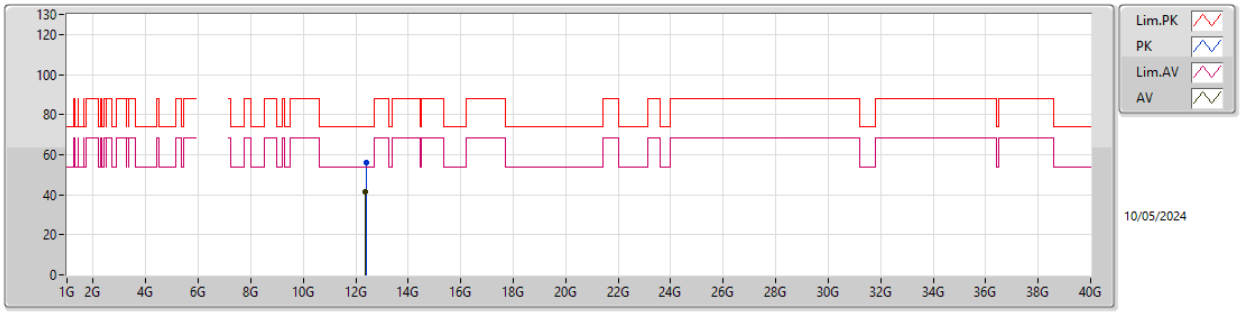

EUT Y_1TX
SET 25

Type	Freq	Level	Limit	Margin	Raw	Dist	Condition	Azimuth	Height	Comment	AF	CL	PA
	(Hz)	(dBuV/m)	(dBuV/m)	(dB)	(dBuV)	(m)		(°)	(m)		(dB)	(dB)	(dB)
PK	12.38744G	56.27	74.00	-17.73	49.20	3	Vertical	6	1.80	25	38.83	11.27	43.03
AV	12.37002G	41.53	54.00	-12.47	34.43	3	Vertical	6	1.80	25	38.86	11.26	43.02

5.925-6.425GHz_802.11be EHT20_Nss1,(MCS0)_1TX

6195MHz_TX

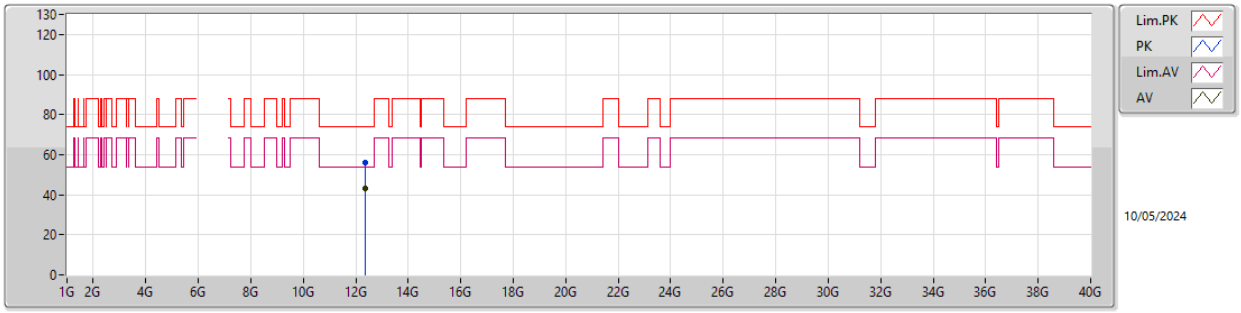

EUT Y_1TX
SET 25

Type	Freq	Level	Limit	Margin	Raw	Dist	Condition	Azimuth	Height	Comment	AF	CL	PA
	(Hz)	(dBuV/m)	(dBuV/m)	(dB)	(dBuV)	(m)		(°)	(m)		(dB)	(dB)	(dB)
PK	12.37542G	56.06	74.00	-17.94	48.98	3	Horizontal	288	2.92	25	38.85	11.26	43.03
AV	12.37014G	42.94	54.00	-11.06	35.84	3	Horizontal	288	2.92	25	38.86	11.26	43.02

5.925-6.425GHz_802.11be EHT20_Nss1,(MCS0)_1TX

6195MHz_TX

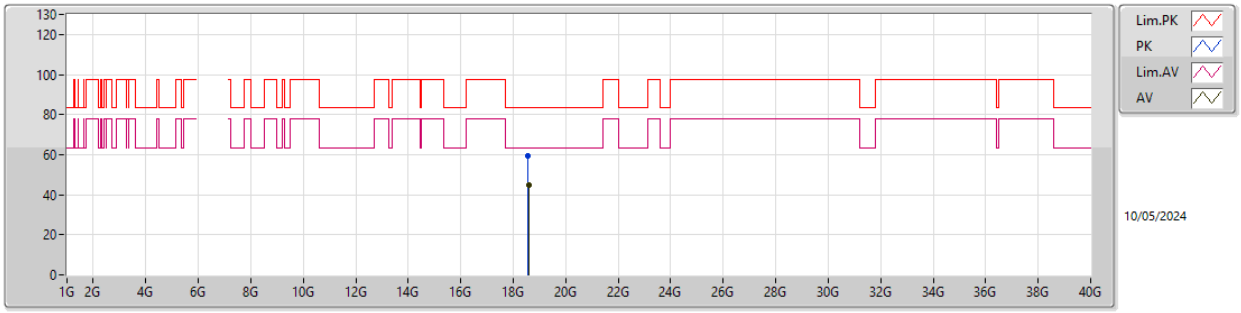

EUT Y_1TX
SET 25

Type	Freq	Level	Limit	Margin	Raw	Dist	Condition	Azimuth	Height	Comment	AF	CL	PA
	(Hz)	(dBuV/m)	(dBuV/m)	(dB)	(dBuV)	(m)		(°)	(m)		(dB)	(dB)	(dB)
PK	18.57401G	59.27	83.54	-24.27	55.93	1	Vertical	9	1.80	25	37.70	15.27	49.63
AV	18.5864G	44.72	63.54	-18.82	41.37	1	Vertical	9	1.80	25	37.70	15.27	49.62

5.925-6.425GHz_802.11be EHT20_Nss1,(MCS0)_1TX

6195MHz_TX

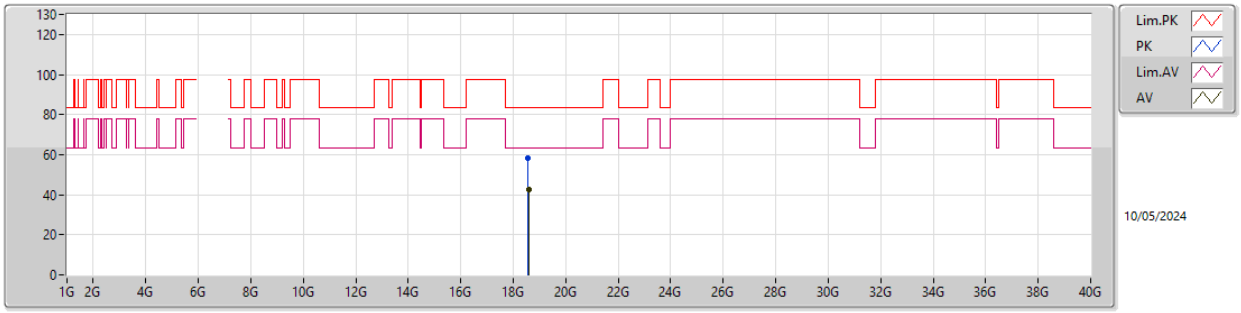

EUT Y_1TX
SET 25

Type	Freq	Level	Limit	Margin	Raw	Dist	Condition	Azimuth	Height	Comment	AF	CL	PA
	(Hz)	(dBuV/m)	(dBuV/m)	(dB)	(dBuV)	(m)		(°)	(m)		(dB)	(dB)	(dB)
PK	18.57273G	58.03	83.54	-25.51	54.69	1	Horizontal	311	1.80	25	37.70	15.27	49.63
AV	18.58192G	42.59	63.54	-20.95	39.24	1	Horizontal	311	1.80	25	37.70	15.27	49.62

5.925-6.425GHz_802.11be EHT20_Nss1,(MCS0)_1TX

6415MHz_TX

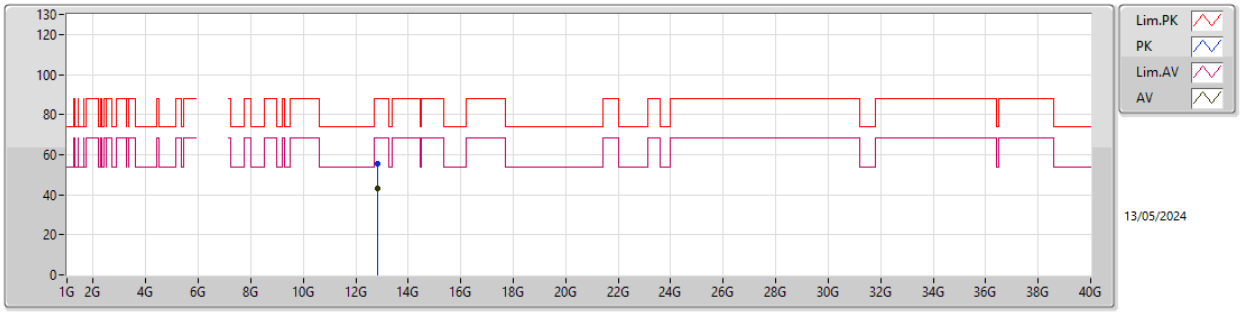

EUT Y_1TX
SET 25

Type	Freq	Level	Limit	Margin	Raw	Dist	Condition	Azimuth	Height	Comment	AF	CL	PA
	(Hz)	(dBuV/m)	(dBuV/m)	(dB)	(dBuV)	(m)		(°)	(m)		(dB)	(dB)	(dB)
PK	12.84183G	55.60	88.20	-32.60	47.52	3	Vertical	348	1.80	25	39.28	11.44	42.64
RMS	12.84754G	42.91	68.20	-25.29	34.80	3	Vertical	348	1.80	25	39.30	11.44	42.63

5.925-6.425GHz_802.11be EHT20_Nss1,(MCS0)_1TX

6415MHz_TX

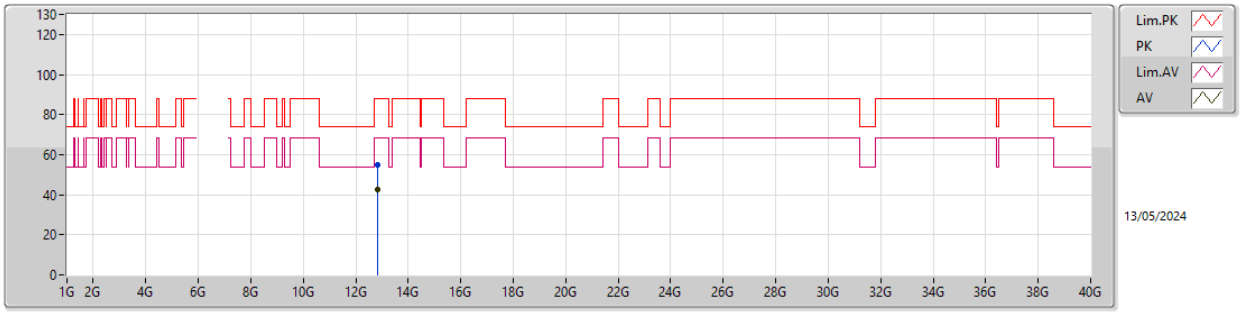

EUT Y_1TX
SET 25

Type	Freq	Level	Limit	Margin	Raw	Dist	Condition	Azimuth	Height	Comment	AF	CL	PA
	(Hz)	(dBuV/m)	(dBuV/m)	(dB)	(dBuV)	(m)		(°)	(m)		(dB)	(dB)	(dB)
PK	12.81246G	55.11	88.20	-33.09	47.14	3	Horizontal	141	1.80	25	39.22	11.43	42.68
RMS	12.84479G	42.84	68.20	-25.36	34.75	3	Horizontal	141	1.80	25	39.29	11.44	42.64

5.925-6.425GHz_802.11be EHT20_Nss1,(MCS0)_1TX

6415MHz_TX

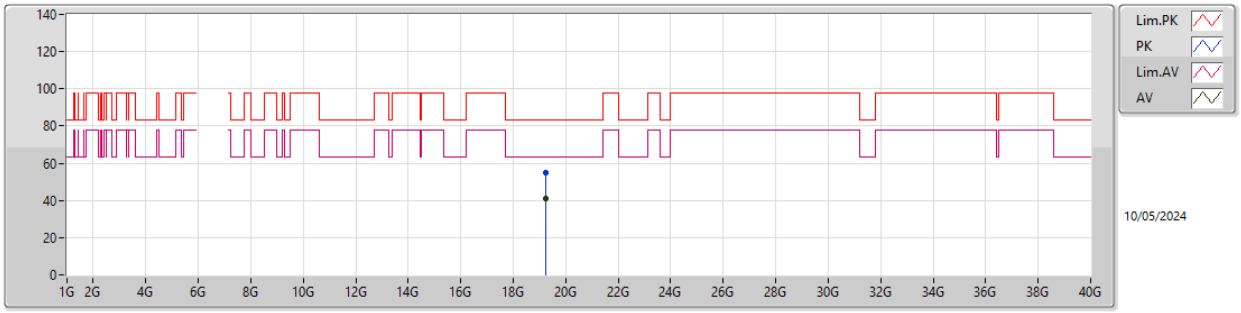

EUT Y_1TX
SET 25

Type	Freq	Level	Limit	Margin	Raw	Dist	Condition	Azimuth	Height	Comment	AF	CL	PA
	(Hz)	(dBuV/m)	(dBuV/m)	(dB)	(dBuV)	(m)		(°)	(m)		(dB)	(dB)	(dB)
PK	19.23429G	55.05	83.54	-28.49	51.38	1	Vertical	34	1.80	25	37.93	15.24	49.50
AV	19.24132G	40.88	63.54	-22.66	37.22	1	Vertical	34	1.80	25	37.92	15.24	49.50