5.925-6.425GHz_802.11be EHT320_Nss1,(MCS0),3xRU996+RU484 CP 8_4TX

6105MHz_TX

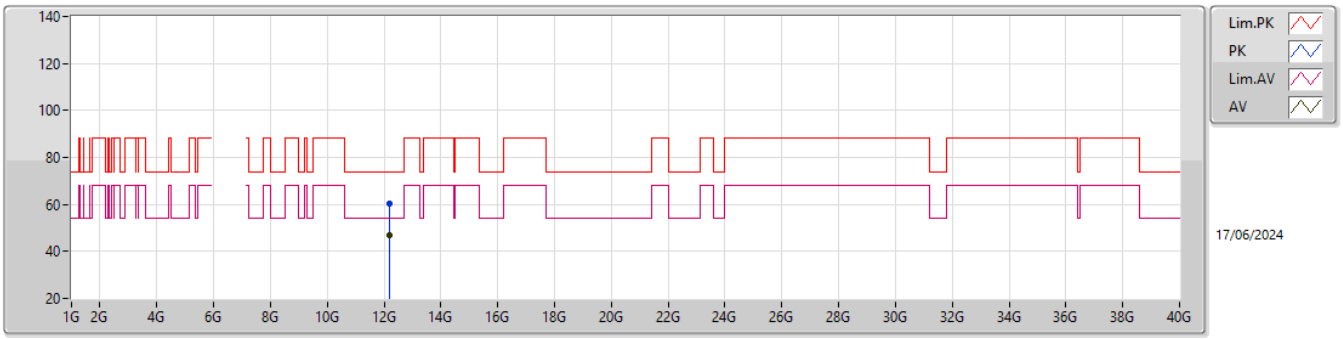

EUT Y_4TX
Setting 20.5
06-K-R-7

Type	Freq	Level	Limit	Margin	Raw	Dist	Condition	Azimuth	Height	Comment	AF	CL	PA
	(Hz)	(dBuV/m)	(dBuV/m)	(dB)	(dBuV)	(m)		(°)	(m)		(dB)	(dB)	(dB)
PK	12.20061G	60.37	74.00	-13.63	43.27	3	Vertical	136	2.18	-	39.00	10.90	32.80
AV	12.19635G	46.97	54.00	-7.03	29.86	3	Vertical	136	2.18	-	39.01	10.90	32.80

5.925-6.425GHz_802.11be EHT320_Nss1,(MCS0),3xRU996+RU484 CP 8_4TX

6105MHz_TX

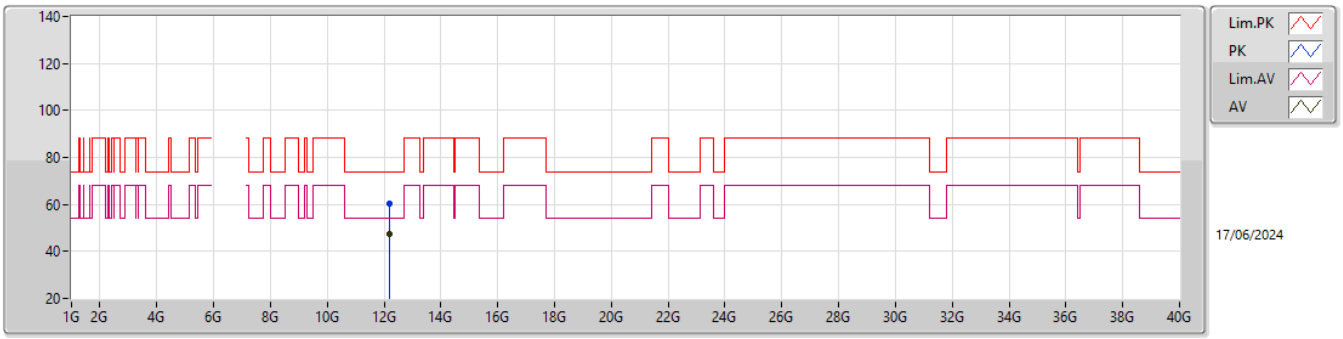

EUT Y_4TX
Setting 20.5
06-K-R-7

Type	Freq	Level	Limit	Margin	Raw	Dist	Condition	Azimuth	Height	Comment	AF	CL	PA
	(Hz)	(dBuV/m)	(dBuV/m)	(dB)	(dBuV)	(m)		(°)	(m)		(dB)	(dB)	(dB)
PK	12.21003G	60.41	74.00	-13.59	43.29	3	Horizontal	13	2.57	-	39.00	10.91	32.79
AV	12.19641G	47.18	54.00	-6.82	30.07	3	Horizontal	13	2.57	-	39.01	10.90	32.80

5.925-6.425GHz_802.11be EHT320_Nss1,(MCS0),3xRU996+RU484 CP 8_4TX

6105MHz_TX

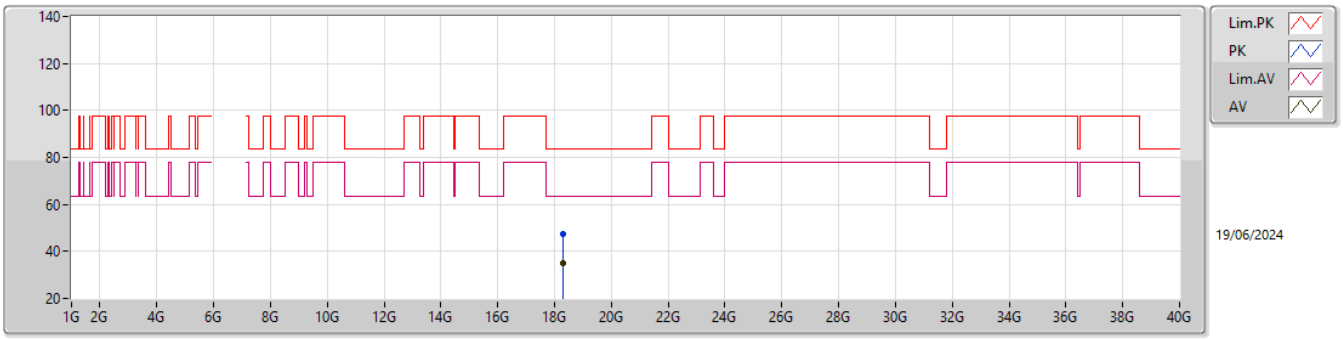

EUT Y_4TX
Setting 20.5
06-K-R-7

Type	Freq	Level	Limit	Margin	Raw	Dist	Condition	Azimuth	Height	Comment	AF	CL	PA
	(Hz)	(dBuV/m)	(dBuV/m)	(dB)	(dBuV)	(m)		(°)	(m)		(dB)	(dB)	(dB)
PK	18.3135G	47.26	83.54	-36.28	44.07	1	Vertical	291	2.65	-	37.50	15.28	49.59
AV	18.30813G	34.86	63.54	-28.68	31.67	1	Vertical	291	2.65	-	37.50	15.28	49.59

5.925-6.425GHz_802.11be EHT320_Nss1,(MCS0),3xRU996+RU484 CP 8_4TX

6105MHz_TX

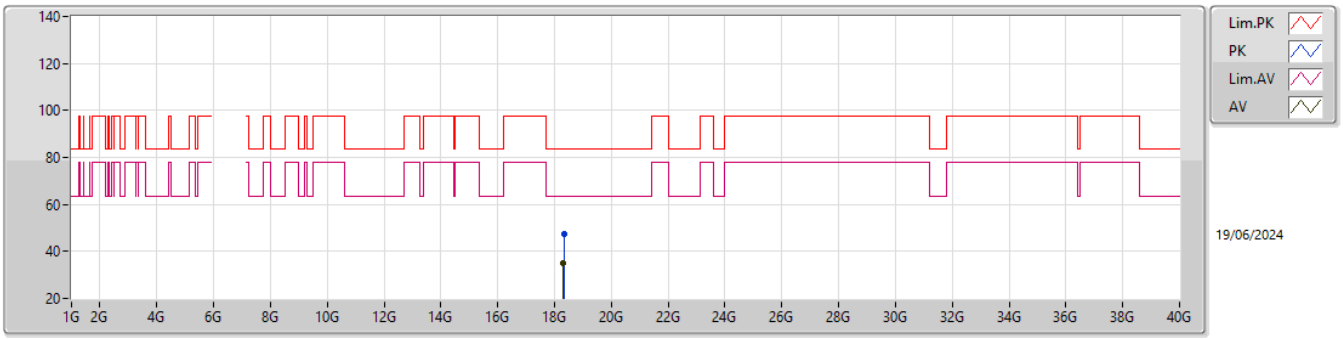

EUT Y_4TX
Setting 20.5
06-K-R-7

Type	Freq	Level	Limit	Margin	Raw	Dist	Condition	Azimuth	Height	Comment	AF	CL	PA
	(Hz)	(dBuV/m)	(dBuV/m)	(dB)	(dBuV)	(m)		(°)	(m)		(dB)	(dB)	(dB)
PK	18.32373G	47.60	83.54	-35.94	44.42	1	Horizontal	141	2.27	-	37.50	15.28	49.60
AV	18.30234G	34.87	63.54	-28.67	31.68	1	Horizontal	141	2.27	-	37.50	15.28	49.59

5.925-6.425GHz_802.11be EHT320_Nss1,(MCS0),3xRU996 CP 2_4TX

6105MHz_TX

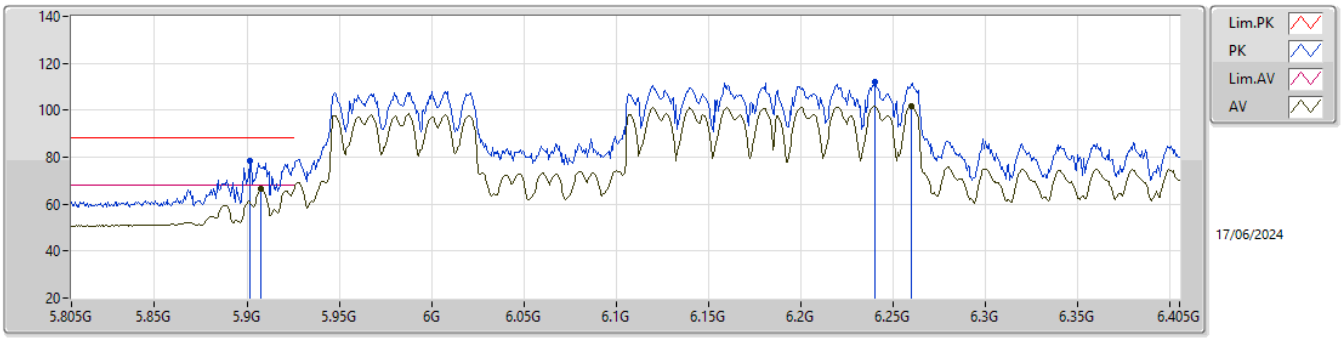

EUT Y_4TX
Setting 20.5
06-K-R-7-10

Type	Freq	Level	Limit	Margin	Raw	Dist	Condition	Azimuth	Height	Comment	AF	CL	PA
	(Hz)	(dBuV/m)	(dBuV/m)	(dB)	(dBuV)	(m)		(°)	(m)		(dB)	(dB)	(dB)
PK	5.9016G	78.44	88.20	-9.76	70.11	3	Vertical	53.9	1.80	-	32.50	7.43	31.60
RMS	5.9076G	66.34	68.20	-1.86	57.99	3	Vertical	53.9	1.80	-	32.52	7.43	31.60
PK	6.24G	112.09	Inf	-Inf	102.44	3	Vertical	53.9	1.80	-	33.08	7.65	31.08
RMS	6.2598G	101.74	Inf	-Inf	91.98	3	Vertical	53.9	1.80	-	33.14	7.66	31.04

5.925-6.425GHz_802.11be EHT320_Nss1,(MCS0),3xRU996 CP 2_4TX

6105MHz_TX

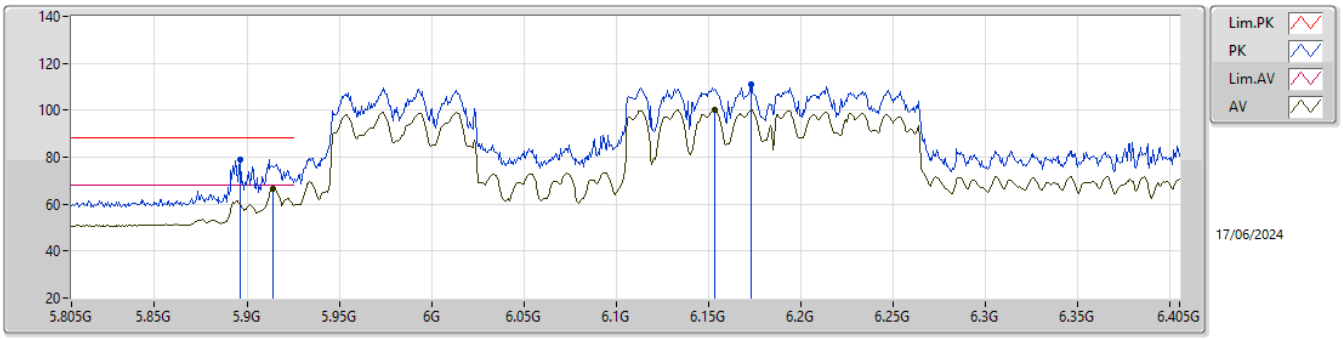

EUT Y_4TX
Setting 20.5
06-K-R-7-10

Type	Freq	Level	Limit	Margin	Raw	Dist	Condition	Azimuth	Height	Comment	AF	CL	PA
	(Hz)	(dBuV/m)	(dBuV/m)	(dB)	(dBuV)	(m)		(°)	(m)		(dB)	(dB)	(dB)
PK	5.8962G	79.01	88.20	-9.19	70.70	3	Horizontal	295	1.87	-	32.48	7.43	31.60
RMS	5.9142G	66.62	68.20	-1.58	58.25	3	Horizontal	295	1.87	-	32.53	7.44	31.60
PK	6.1728G	110.99	Inf	-Inf	101.77	3	Horizontal	295	1.87	-	32.84	7.61	31.23
RMS	6.153G	100.42	Inf	-Inf	91.38	3	Horizontal	295	1.87	-	32.72	7.59	31.27

5.925-6.425GHz_802.11be EHT320_Nss1,(MCS0),3xRU996 CP 2_4TX

6105MHz_TX

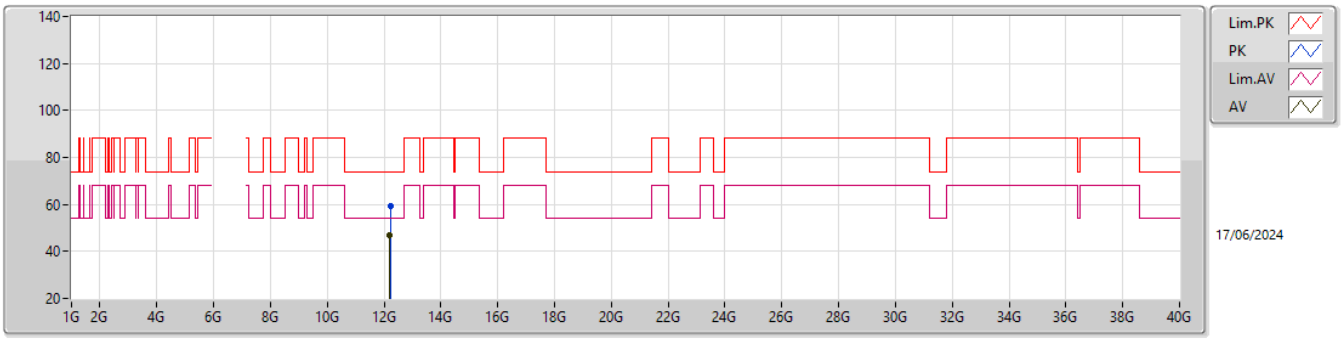

EUT Y_4TX
Setting 20.5
06-K-R-7

Type	Freq	Level	Limit	Margin	Raw	Dist	Condition	Azimuth	Height	Comment	AF	CL	PA
	(Hz)	(dBuV/m)	(dBuV/m)	(dB)	(dBuV)	(m)		(°)	(m)		(dB)	(dB)	(dB)
PK	12.22167G	59.35	74.00	-14.65	42.22	3	Vertical	223	1.24	-	39.00	10.91	32.78
AV	12.19632G	47.11	54.00	-6.89	30.00	3	Vertical	223	1.24	-	39.01	10.90	32.80

5.925-6.425GHz_802.11be EHT320_Nss1,(MCS0),3xRU996 CP 2_4TX

6105MHz_TX

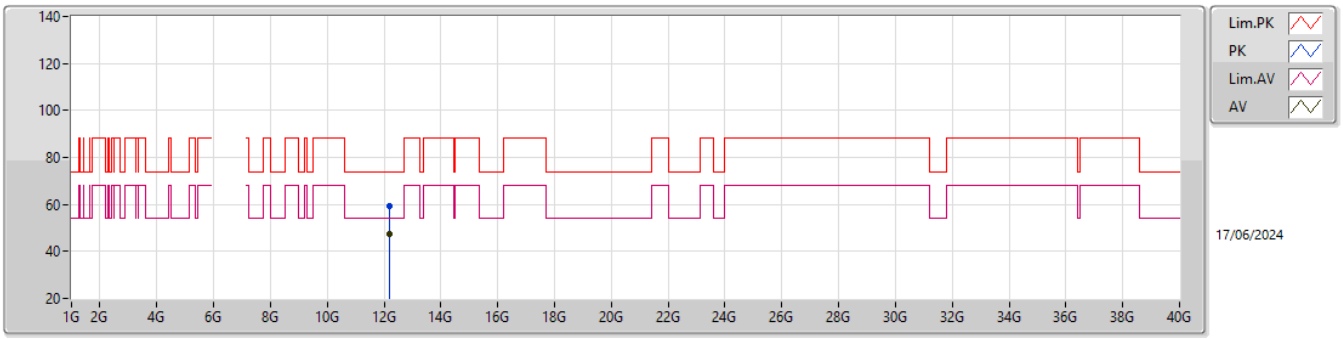

EUT Y_4TX
Setting 20.5
06-K-R-7

Type	Freq	Level	Limit	Margin	Raw	Dist	Condition	Azimuth	Height	Comment	AF	CL	PA
	(Hz)	(dBuV/m)	(dBuV/m)	(dB)	(dBuV)	(m)		(°)	(m)		(dB)	(dB)	(dB)
PK	12.20586G	59.49	74.00	-14.51	42.38	3	Horizontal	65	1.75	-	39.00	10.90	32.79
AV	12.19671G	47.25	54.00	-6.75	30.14	3	Horizontal	65	1.75	-	39.01	10.90	32.80

5.925-6.425GHz_802.11be EHT320_Nss1,(MCS0),3xRU996 CP 2_4TX

6105MHz_TX

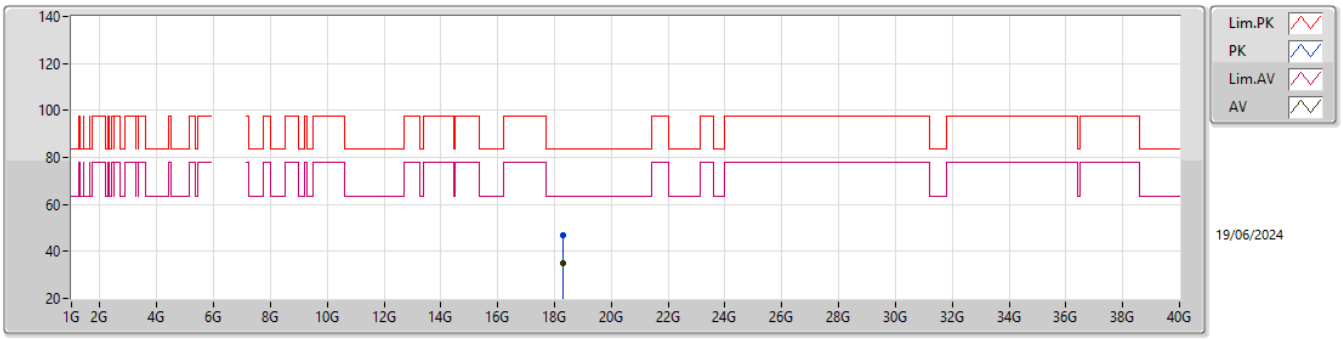

EUT Y_4TX
Setting 20.5
06-K-R-7

Type	Freq	Level	Limit	Margin	Raw	Dist	Condition	Azimuth	Height	Comment	AF	CL	PA
	(Hz)	(dBuV/m)	(dBuV/m)	(dB)	(dBuV)	(m)		(°)	(m)		(dB)	(dB)	(dB)
PK	18.30132G	46.96	83.54	-36.58	43.76	1	Vertical	122	1.25	-	37.50	15.28	49.58
AV	18.30471G	34.79	63.54	-28.75	31.60	1	Vertical	122	1.25	-	37.50	15.28	49.59

5.925-6.425GHz_802.11be EHT320_Nss1,(MCS0),3xRU996 CP 2_4TX

6105MHz_TX

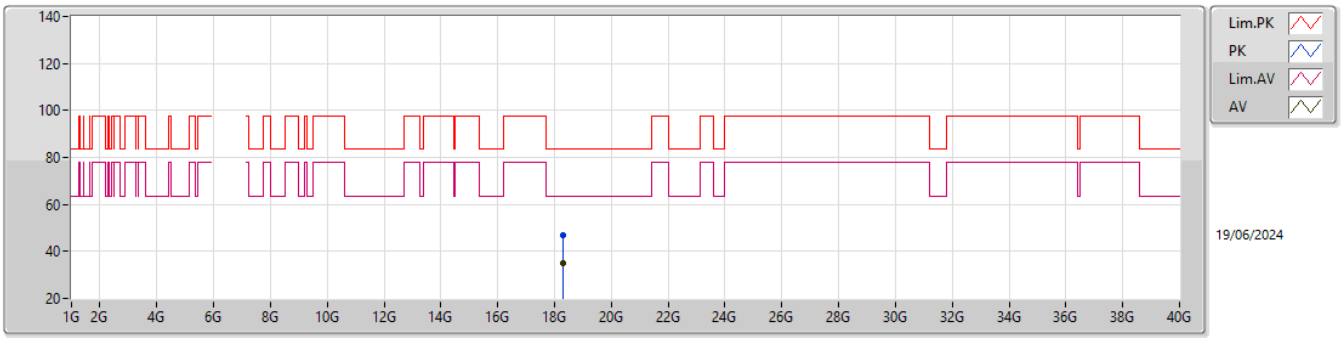

EUT Y_4TX
Setting 20.5
06-K-R-7

Type	Freq	Level	Limit	Margin	Raw	Dist	Condition	Azimuth	Height	Comment	AF	CL	PA
	(Hz)	(dBuV/m)	(dBuV/m)	(dB)	(dBuV)	(m)		(°)	(m)		(dB)	(dB)	(dB)
PK	18.31371G	47.08	83.54	-36.46	43.89	1	Horizontal	216	1.71	-	37.50	15.28	49.59
AV	18.31254G	34.86	63.54	-28.68	31.67	1	Horizontal	216	1.71	-	37.50	15.28	49.59

5.925-6.425GHz_802.11be EHT320_Nss1,(MCS0),2xRU996+RU484 CP 4_4TX

6105MHz_TX

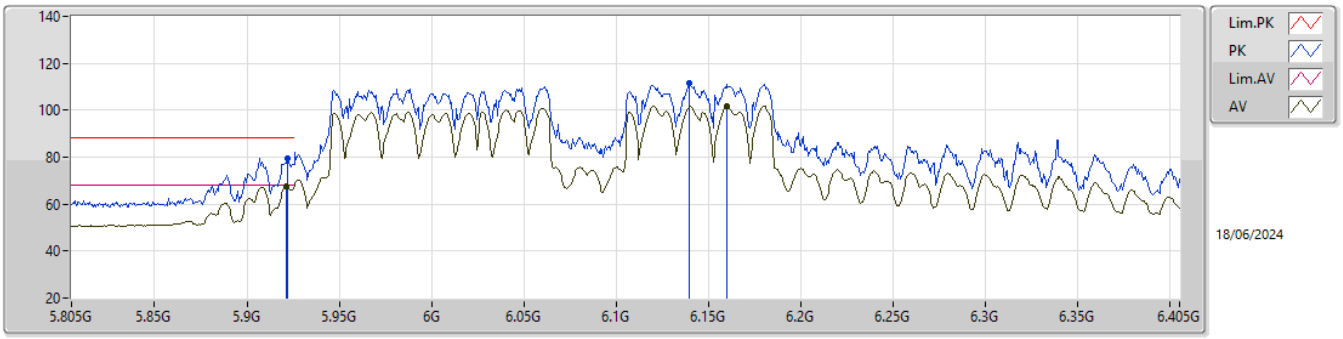

EUT Y_4TX
Setting 20.5
06-K-R-7-10

Type	Freq	Level	Limit	Margin	Raw	Dist	Condition	Azimuth	Height	Comment	AF	CL	PA
	(Hz)	(dBuV/m)	(dBuV/m)	(dB)	(dBuV)	(m)		(°)	(m)		(dB)	(dB)	(dB)
PK	5.922G	79.37	88.20	-8.83	70.99	3	Vertical	58	1.80	-	32.54	7.44	31.60
RMS	5.9214G	67.60	68.20	-0.60	59.22	3	Vertical	58	1.80	-	32.54	7.44	31.60
PK	6.1392G	111.73	Inf	-Inf	102.77	3	Vertical	58	1.80	-	32.68	7.58	31.30
RMS	6.1602G	101.93	Inf	-Inf	92.83	3	Vertical	58	1.80	-	32.76	7.60	31.26

5.925-6.425GHz_802.11be EHT320_Nss1,(MCS0),2xRU996+RU484 CP 4_4TX

6105MHz_TX

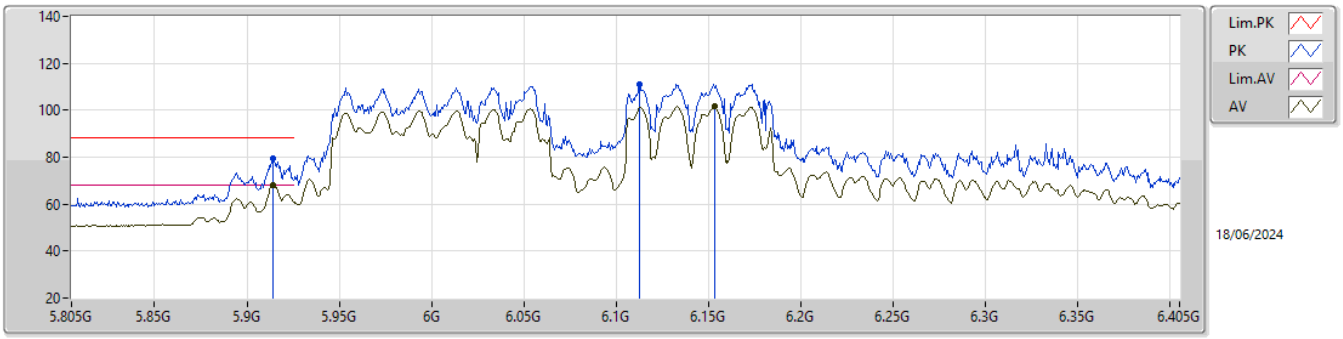

EUT Y_4TX
Setting 20.5
06-K-R-7-10

Type	Freq	Level	Limit	Margin	Raw	Dist	Condition	Azimuth	Height	Comment	AF	CL	PA
	(Hz)	(dBuV/m)	(dBuV/m)	(dB)	(dBuV)	(m)		(°)	(m)		(dB)	(dB)	(dB)
PK	5.9142G	79.30	88.20	-8.90	70.93	3	Horizontal	297	1.84	-	32.53	7.44	31.60
RMS	5.9142G	68.04	68.20	-0.16	59.67	3	Horizontal	297	1.84	-	32.53	7.44	31.60
PK	6.1128G	111.16	Inf	-Inf	102.33	3	Horizontal	297	1.84	-	32.63	7.56	31.36
RMS	6.153G	101.57	Inf	-Inf	92.53	3	Horizontal	297	1.84	-	32.72	7.59	31.27

5.925-6.425GHz_802.11be EHT320_Nss1,(MCS0),2xRU996+RU484 CP 4_4TX

6105MHz_TX

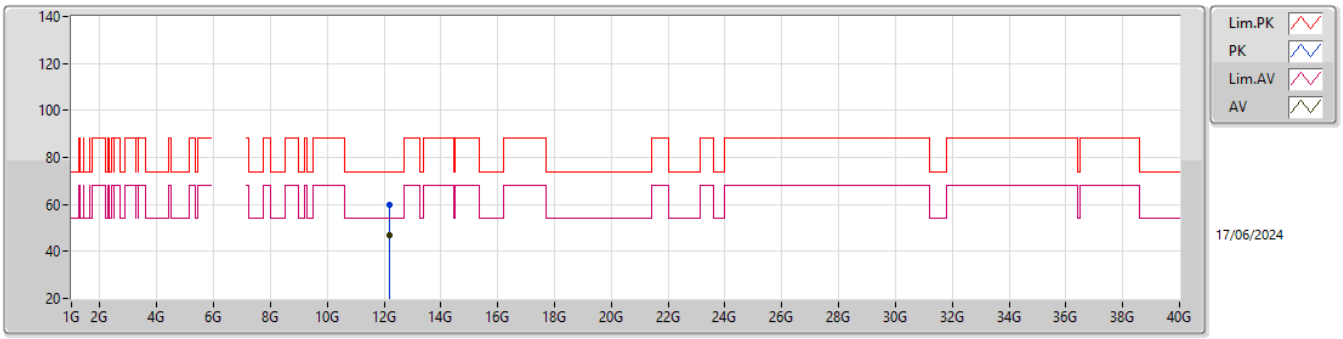

EUT Y_4TX
Setting 20.5
06-K-R-7

Type	Freq	Level	Limit	Margin	Raw	Dist	Condition	Azimuth	Height	Comment	AF	CL	PA
	(Hz)	(dBuV/m)	(dBuV/m)	(dB)	(dBuV)	(m)		(°)	(m)		(dB)	(dB)	(dB)
PK	12.21216G	59.87	74.00	-14.13	42.75	3	Vertical	185	2.06	-	39.00	10.91	32.79
AV	12.19671G	47.11	54.00	-6.89	30.00	3	Vertical	185	2.06	-	39.01	10.90	32.80

5.925-6.425GHz_802.11be EHT320_Nss1,(MCS0),2xRU996+RU484 CP 4_4TX

6105MHz_TX

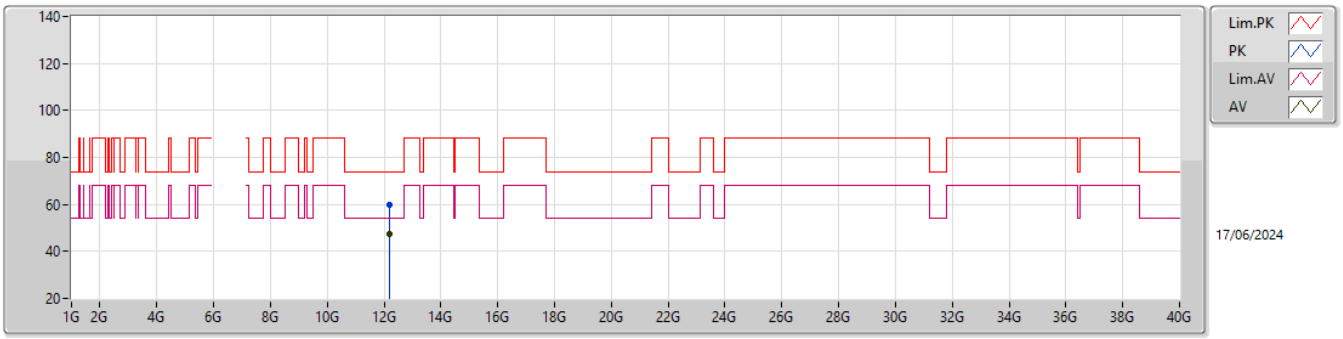

EUT Y_4TX
Setting 20.5
06-K-R-7

Type	Freq	Level	Limit	Margin	Raw	Dist	Condition	Azimuth	Height	Comment	AF	CL	PA
	(Hz)	(dBuV/m)	(dBuV/m)	(dB)	(dBuV)	(m)		(°)	(m)		(dB)	(dB)	(dB)
PK	12.20034G	60.06	74.00	-13.94	42.96	3	Horizontal	162	1.89	-	39.00	10.90	32.80
AV	12.19626G	47.18	54.00	-6.82	30.07	3	Horizontal	162	1.89	-	39.01	10.90	32.80

5.925-6.425GHz_802.11be EHT320_Nss1,(MCS0),2xRU996+RU484 CP 4_4TX

6105MHz_TX

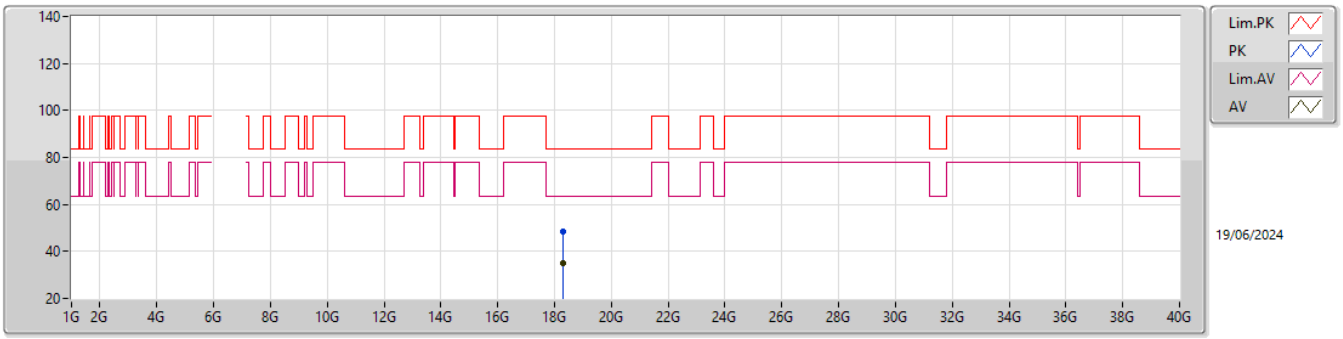

EUT Y_4TX
Setting 20.5
06-K-R-7

Type	Freq	Level	Limit	Margin	Raw	Dist	Condition	Azimuth	Height	Comment	AF	CL	PA
	(Hz)	(dBuV/m)	(dBuV/m)	(dB)	(dBuV)	(m)		(°)	(m)		(dB)	(dB)	(dB)
PK	18.30438G	48.21	83.54	-35.33	45.02	1	Vertical	354	1.91	-	37.50	15.28	49.59
AV	18.31071G	34.86	63.54	-28.68	31.67	1	Vertical	354	1.91	-	37.50	15.28	49.59

5.925-6.425GHz_802.11be EHT320_Nss1,(MCS0),2xRU996+RU484 CP 4_4TX

6105MHz_TX

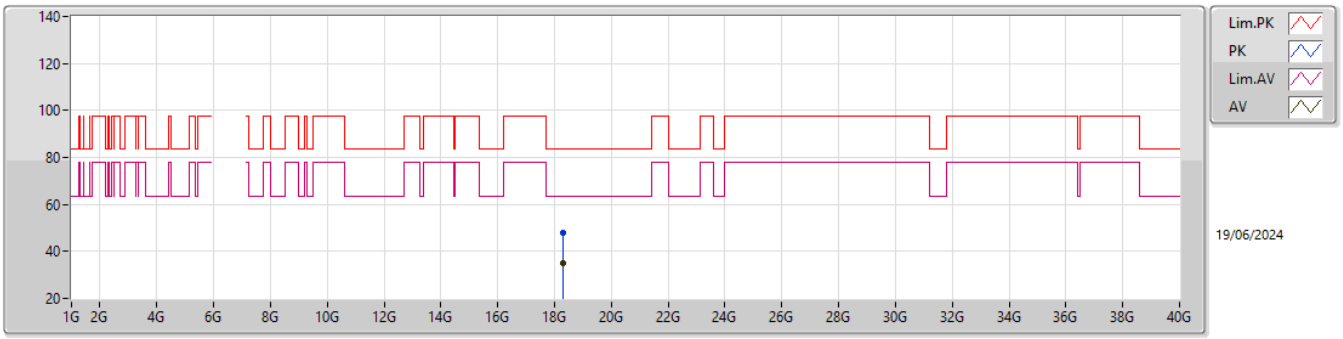

EUT Y_4TX
Setting 20.5
06-K-R-7

Type	Freq	Level	Limit	Margin	Raw	Dist	Condition	Azimuth	Height	Comment	AF	CL	PA
	(Hz)	(dBuV/m)	(dBuV/m)	(dB)	(dBuV)	(m)		(°)	(m)		(dB)	(dB)	(dB)
PK	18.30645G	47.75	83.54	-35.79	44.56	1	Horizontal	254	2.43	-	37.50	15.28	49.59
AV	18.30591G	34.94	63.54	-28.60	31.75	1	Horizontal	254	2.43	-	37.50	15.28	49.59

6.525-6.875GHz_802.11be EHT320_Nss1,(MCS0),3xRU996+RU484 CP 6_4TX

6905MHz Straddle 6.525-6.875GHz_TX

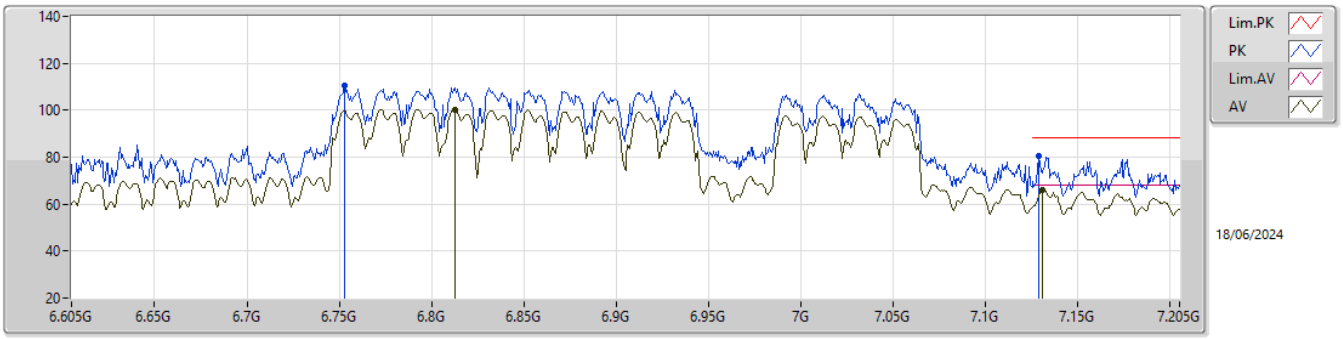

EUT Y_4TX
Setting 19.5
06-K-R-7-10

Type	Freq	Level	Limit	Margin	Raw	Dist	Condition	Azimuth	Height	Comment	AF	CL	PA
	(Hz)	(dBuV/m)	(dBuV/m)	(dB)	(dBuV)	(m)		(°)	(m)		(dB)	(dB)	(dB)
PK	6.7526G	110.65	Inf	-Inf	99.53	3	Vertical	329	1.80	-	34.51	7.95	31.34
AV	6.8126G	100.41	Inf	-Inf	89.31	3	Vertical	329	1.80	-	34.65	7.99	31.54
PK	7.1288G	80.52	88.20	-7.68	68.42	3	Vertical	329	1.80	-	36.17	8.27	32.34
AV	7.1306G	65.96	68.20	-2.24	53.86	3	Vertical	329	1.80	-	36.18	8.27	32.35

6.525-6.875GHz_802.11be EHT320_Nss1,(MCS0),3xRU996+RU484 CP 6_4TX

6905MHz Straddle 6.525-6.875GHz_TX

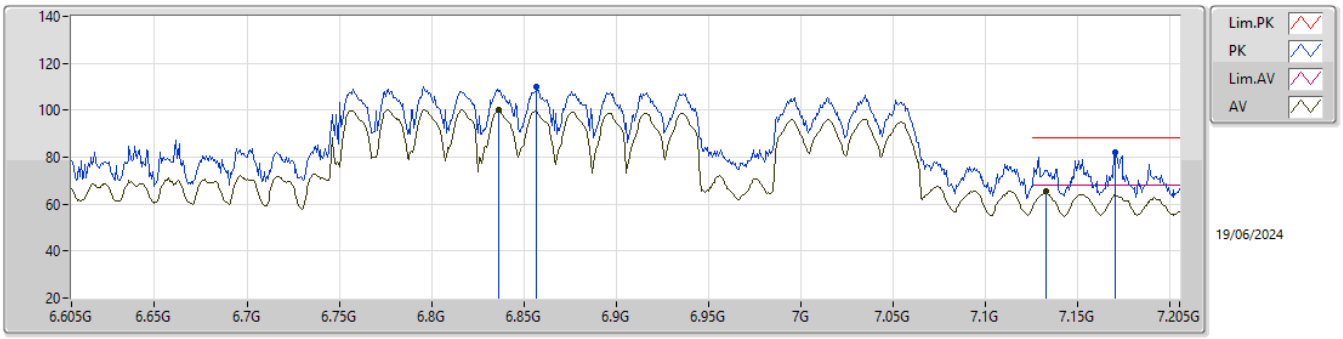

EUT Y_4TX
Setting 19.5
06-K-R-7-10

Type	Freq	Level	Limit	Margin	Raw	Dist	Condition	Azimuth	Height	Comment	AF	CL	PA
	(Hz)	(dBuV/m)	(dBuV/m)	(dB)	(dBuV)	(m)		(°)	(m)		(dB)	(dB)	(dB)
PK	6.857G	109.86	Inf	-Inf	98.69	3	Horizontal	296	1.80	-	34.83	8.03	31.69
RMS	6.836G	100.14	Inf	-Inf	89.01	3	Horizontal	296	1.80	-	34.74	8.01	31.62
PK	7.1702G	82.18	88.20	-6.02	69.93	3	Horizontal	296	1.80	-	36.34	8.31	32.40
RMS	7.133G	65.28	68.20	-2.92	53.15	3	Horizontal	296	1.80	-	36.20	8.28	32.35

6.525-6.875GHz_802.11be EHT320_Nss1,(MCS0),3xRU996+RU484 CP 6_4TX

6905MHz Straddle 6.525-6.875GHz_TX

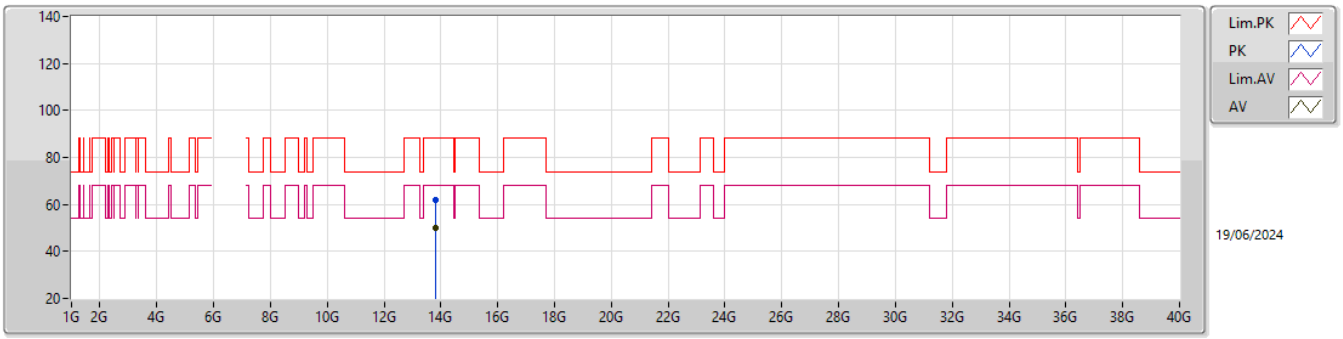

EUT Y_4TX
Setting 19.5
06-K-R-7

Type	Freq	Level	Limit	Margin	Raw	Dist	Condition	Azimuth	Height	Comment	AF	CL	PA
	(Hz)	(dBuV/m)	(dBuV/m)	(dB)	(dBuV)	(m)		(°)	(m)		(dB)	(dB)	(dB)
PK	13.81003G	62.01	88.20	-26.19	42.51	3	Vertical	162	1.40	-	40.48	11.63	32.61
RMS	13.82209G	49.87	68.20	-18.33	30.36	3	Vertical	162	1.40	-	40.46	11.64	32.59

6.525-6.875GHz_802.11be EHT320_Nss1,(MCS0),3xRU996+RU484 CP 6_4TX

6905MHz Straddle 6.525-6.875GHz_TX

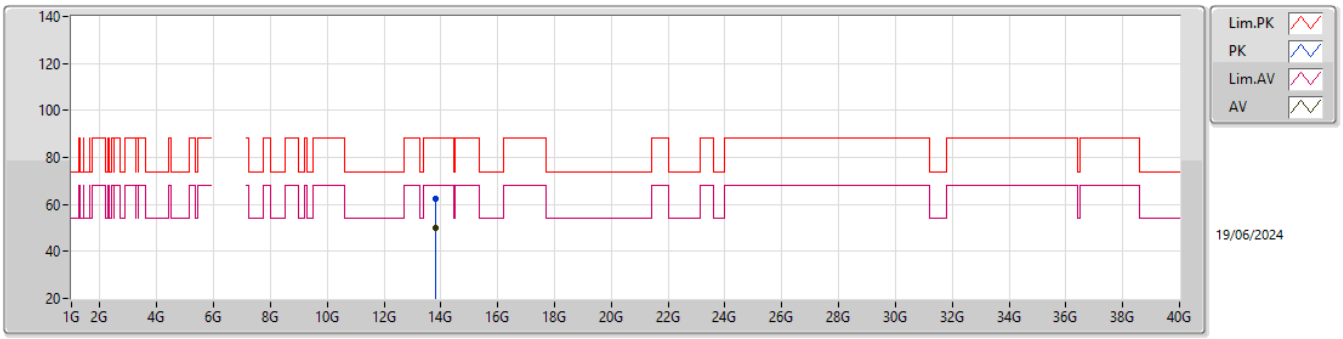

EUT Y_4TX
Setting 19.5
06-K-R-7

Type	Freq	Level	Limit	Margin	Raw	Dist	Condition	Azimuth	Height	Comment	AF	CL	PA
	(Hz)	(dBuV/m)	(dBuV/m)	(dB)	(dBuV)	(m)		(°)	(m)		(dB)	(dB)	(dB)
PK	13.80613G	62.48	88.20	-25.72	42.98	3	Horizontal	143	1.49	-	40.49	11.63	32.62
RMS	13.82242G	49.87	68.20	-18.33	30.36	3	Horizontal	143	1.49	-	40.46	11.64	32.59

6.525-6.875GHz_802.11be EHT320_Nss1,(MCS0),3xRU996+RU484 CP 6_4TX

6905MHz Straddle 6.525-6.875GHz_TX

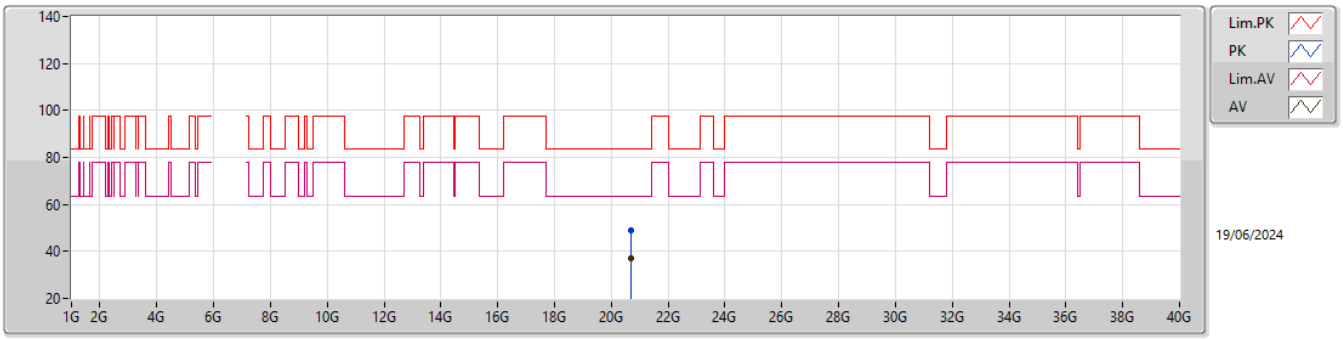

EUT Y_4TX
Setting 19.5
06-K-R-7

Type	Freq	Level	Limit	Margin	Raw	Dist	Condition	Azimuth	Height	Comment	AF	CL	PA
	(Hz)	(dBuV/m)	(dBuV/m)	(dB)	(dBuV)	(m)		(°)	(m)		(dB)	(dB)	(dB)
PK	20.70141G	49.02	83.54	-34.52	44.40	1	Vertical	201	1.47	-	37.90	15.76	49.04
AV	20.70489G	37.07	63.54	-26.47	32.45	1	Vertical	201	1.47	-	37.89	15.76	49.03

6.525-6.875GHz_802.11be EHT320_Nss1,(MCS0),3xRU996+RU484 CP 6_4TX

6905MHz Straddle 6.525-6.875GHz_TX

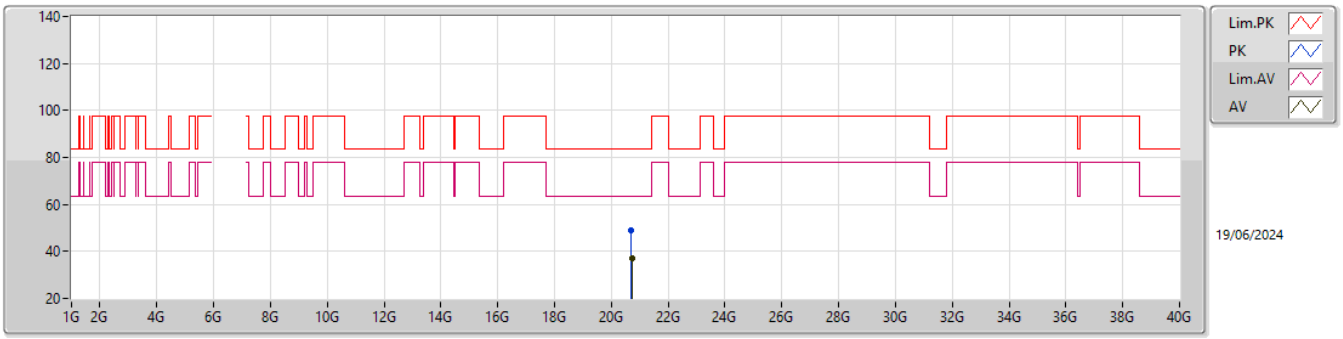

EUT Y_4TX
Setting 19.5
06-K-R-7

Type	Freq	Level	Limit	Margin	Raw	Dist	Condition	Azimuth	Height	Comment	AF	CL	PA
	(Hz)	(dBuV/m)	(dBuV/m)	(dB)	(dBuV)	(m)		(°)	(m)		(dB)	(dB)	(dB)
PK	20.70129G	48.88	83.54	-34.66	44.26	1	Horizontal	56	2.63	-	37.90	15.76	49.04
AV	20.71851G	37.05	63.54	-26.49	32.45	1	Horizontal	56	2.63	-	37.86	15.77	49.03

6.525-6.875GHz_802.11be EHT320_Nss1,(MCS0),3xRU996 CP 3_4TX

6905MHz Straddle 6.525-6.875GHz_TX

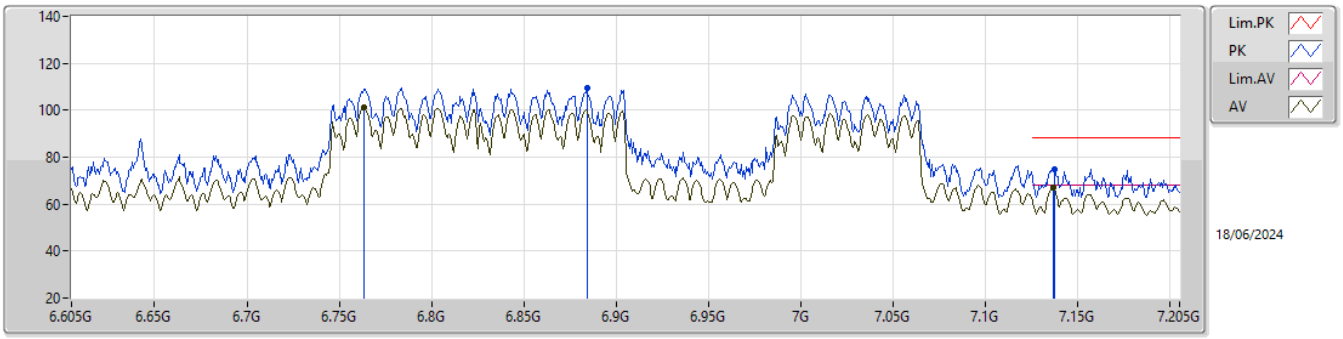

EUT Y_4TX
Setting 19
06-K-S-4-10

Type	Freq	Level	Limit	Margin	Raw	Dist	Condition	Azimuth	Height	Comment	AF	CL	PA
	(Hz)	(dBuV/m)	(dBuV/m)	(dB)	(dBuV)	(m)		(°)	(m)		(dB)	(dB)	(dB)
PK	6.884G	109.70	Inf	-Inf	98.49	3	Vertical	36	1.80	-	34.94	8.05	31.78
RMS	6.7634G	101.03	Inf	-Inf	89.92	3	Vertical	36	1.80	-	34.53	7.96	31.38
PK	7.1372G	75.03	88.20	-13.17	62.88	3	Vertical	36	1.80	-	36.22	8.28	32.35
RMS	7.1366G	67.06	68.20	-1.14	54.91	3	Vertical	36	1.80	-	36.22	8.28	32.35

6.525-6.875GHz_802.11be EHT320_Nss1,(MCS0),3xRU996 CP 3_4TX

6905MHz Straddle 6.525-6.875GHz_TX

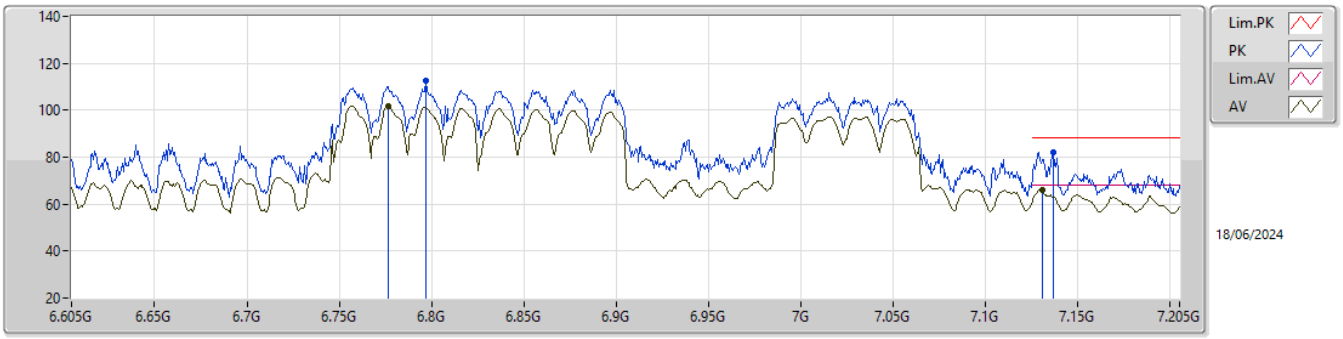

EUT Y_4TX
Setting 19
06-K-S-4-10

Type	Freq	Level	Limit	Margin	Raw	Dist	Condition	Azimuth	Height	Comment	AF	CL	PA
	(Hz)	(dBuV/m)	(dBuV/m)	(dB)	(dBuV)	(m)		(°)	(m)		(dB)	(dB)	(dB)
PK	6.797G	112.34	Inf	-Inf	101.26	3	Horizontal	290	1.69	-	34.59	7.98	31.49
RMS	6.7766G	101.74	Inf	-Inf	90.65	3	Horizontal	290	1.69	-	34.55	7.96	31.42
PK	7.1366G	82.11	88.20	-6.09	69.96	3	Horizontal	290	1.69	-	36.22	8.28	32.35
RMS	7.1306G	66.06	68.20	-2.14	53.96	3	Horizontal	290	1.69	-	36.18	8.27	32.35

6.525-6.875GHz_802.11be EHT320_Nss1,(MCS0),3xRU996 CP 3_4TX

6905MHz Straddle 6.525-6.875GHz_TX

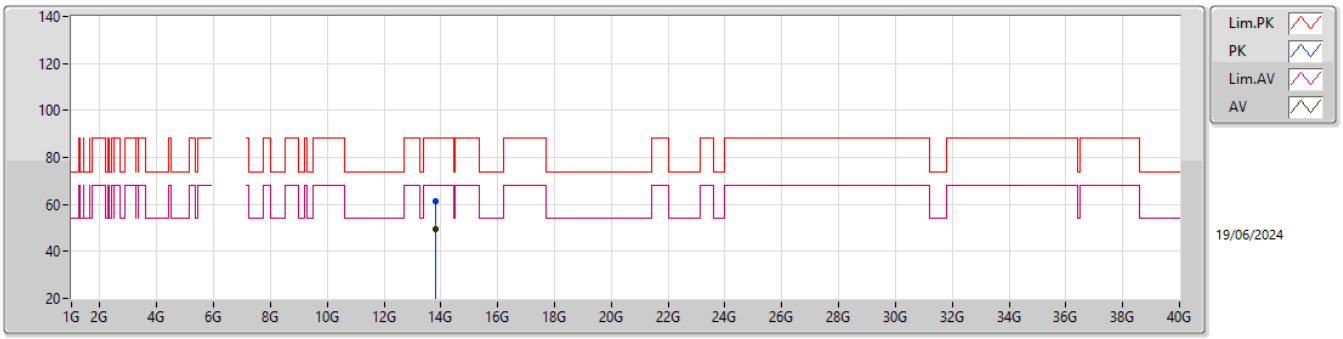

EUT Y_4TX
Setting 19
06-K-S-4

Type	Freq	Level	Limit	Margin	Raw	Dist	Condition	Azimuth	Height	Comment	AF	CL	PA
	(Hz)	(dBuV/m)	(dBuV/m)	(dB)	(dBuV)	(m)		(°)	(m)		(dB)	(dB)	(dB)
PK	13.80991G	61.34	88.20	-26.86	41.84	3	Vertical	156	1.96	-	40.48	11.63	32.61
RMS	13.81885G	49.49	68.20	-18.71	29.99	3	Vertical	156	1.96	-	40.46	11.64	32.60

6.525-6.875GHz_802.11be EHT320_Nss1,(MCS0),3xRU996 CP 3_4TX

6905MHz Straddle 6.525-6.875GHz_TX

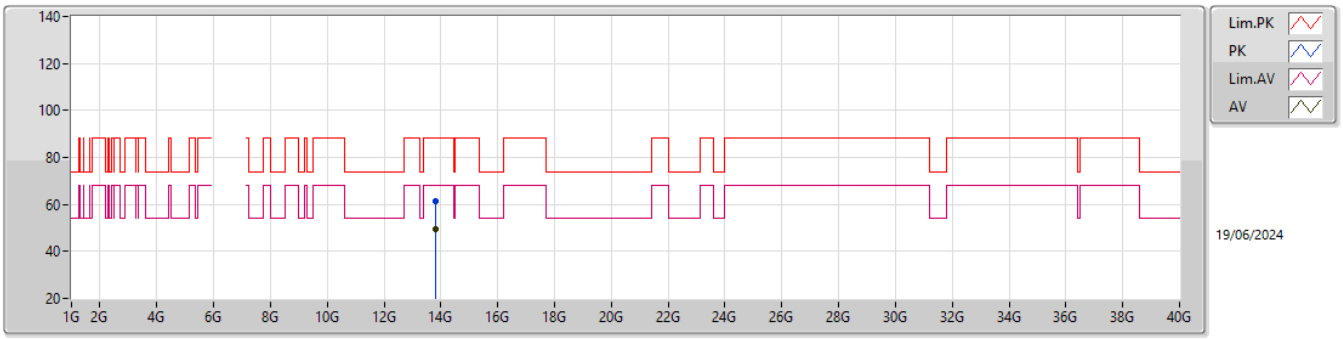

EUT Y_4TX
Setting 19
06-K-S-4

Type	Freq	Level	Limit	Margin	Raw	Dist	Condition	Azimuth	Height	Comment	AF	CL	PA
	(Hz)	(dBuV/m)	(dBuV/m)	(dB)	(dBuV)	(m)		(°)	(m)		(dB)	(dB)	(dB)
PK	13.82131G	61.20	88.20	-27.00	41.69	3	Horizontal	38	1.61	-	40.46	11.64	32.59
RMS	13.81585G	49.49	68.20	-18.71	29.98	3	Horizontal	38	1.61	-	40.47	11.64	32.60

6.525-6.875GHz_802.11be EHT320_Nss1,(MCS0),3xRU996 CP 3_4TX

6905MHz Straddle 6.525-6.875GHz_TX

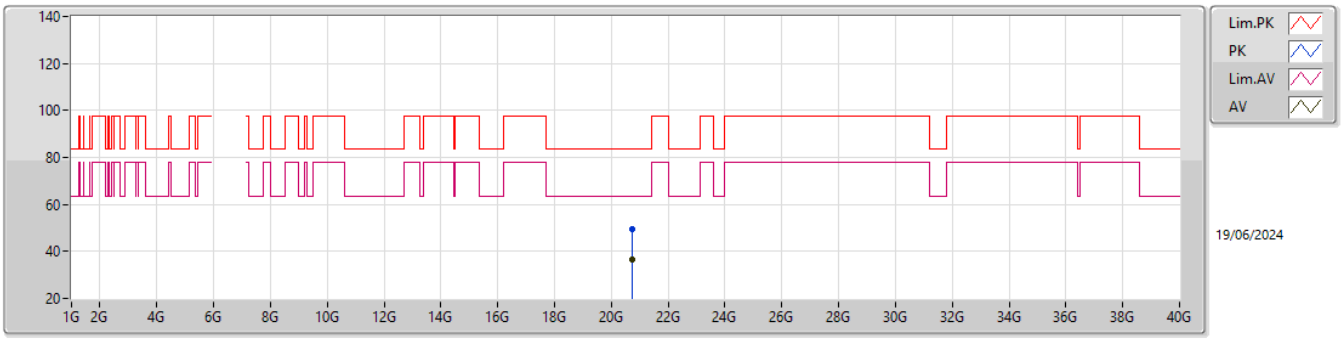

EUT Y_4TX
Setting 19
06-K-S-4

Type	Freq	Level	Limit	Margin	Raw	Dist	Condition	Azimuth	Height	Comment	AF	CL	PA
	(Hz)	(dBuV/m)	(dBuV/m)	(dB)	(dBuV)	(m)		(°)	(m)		(dB)	(dB)	(dB)
PK	20.7288G	49.31	83.54	-34.23	44.71	1	Vertical	37	2.11	-	37.84	15.78	49.02
AV	20.72199G	36.74	63.54	-26.80	32.12	1	Vertical	37	2.11	-	37.86	15.78	49.02

6.525-6.875GHz_802.11be EHT320_Nss1,(MCS0),3xRU996 CP 3_4TX

6905MHz Straddle 6.525-6.875GHz_TX

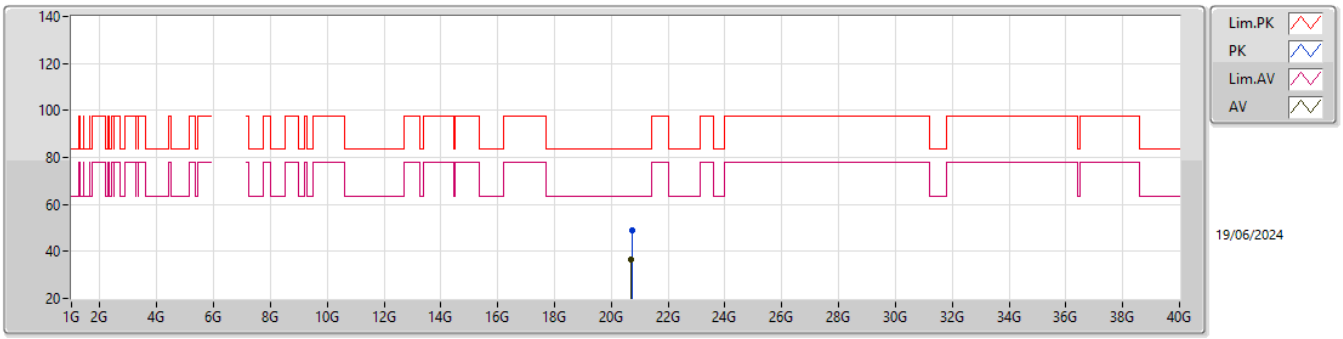

EUT Y_4TX
Setting 19
06-K-S-4

Type	Freq	Level	Limit	Margin	Raw	Dist	Condition	Azimuth	Height	Comment	AF	CL	PA
	(Hz)	(dBuV/m)	(dBuV/m)	(dB)	(dBuV)	(m)		(°)	(m)		(dB)	(dB)	(dB)
PK	20.7195G	49.16	83.54	-34.38	44.55	1	Horizontal	252	2.88	-	37.86	15.78	49.03
AV	20.70786G	36.73	63.54	-26.81	32.11	1	Horizontal	252	2.88	-	37.88	15.77	49.03

6.525-6.875GHz_802.11be EHT320_Nss1,(MCS0),2xRU996+RU484 CP 10_4TX

6905MHz Straddle 6.525-6.875GHz_TX

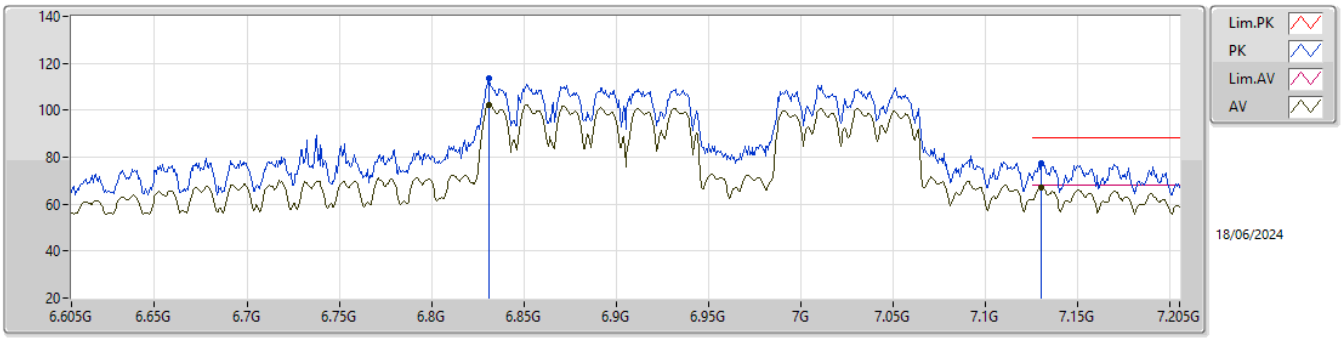

EUT Y_4TX
Setting 19.5
06-K-R-7-10

Type	Freq	Level	Limit	Margin	Raw	Dist	Condition	Azimuth	Height	Comment	AF	CL	PA
	(Hz)	(dBuV/m)	(dBuV/m)	(dB)	(dBuV)	(m)		(°)	(m)		(dB)	(dB)	(dB)
PK	6.8312G	113.44	Inf	-Inf	102.31	3	Vertical	327	2.02	-	34.72	8.01	31.60
RMS	6.8312G	102.44	Inf	-Inf	91.31	3	Vertical	327	2.02	-	34.72	8.01	31.60
PK	7.13G	77.59	88.20	-10.61	65.48	3	Vertical	327	2.02	-	36.18	8.27	32.34
RMS	7.13G	67.25	68.20	-0.95	55.14	3	Vertical	327	2.02	-	36.18	8.27	32.34

6.525-6.875GHz_802.11be EHT320_Nss1,(MCS0),2xRU996+RU484 CP 10_4TX

6905MHz Straddle 6.525-6.875GHz_TX

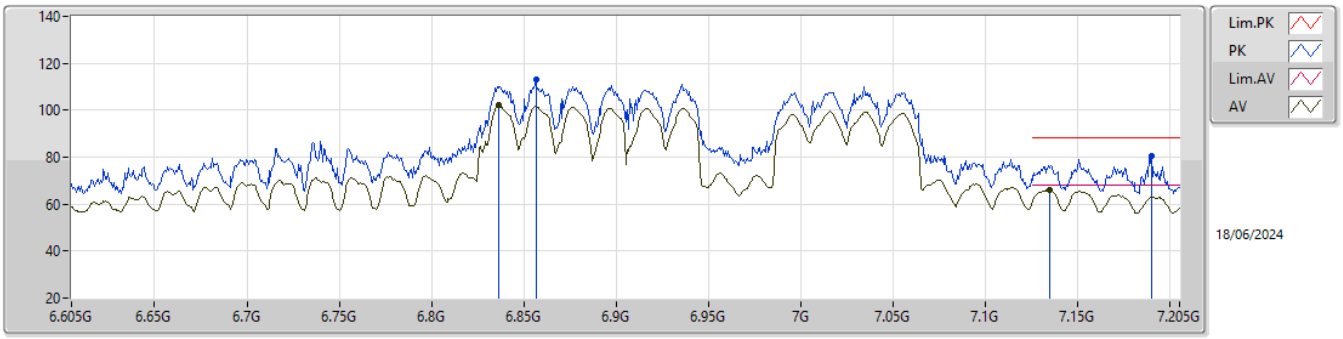

EUT Y_4TX
Setting 19.5
06-K-R-7-10

Type	Freq	Level	Limit	Margin	Raw	Dist	Condition	Azimuth	Height	Comment	AF	CL	PA
	(Hz)	(dBuV/m)	(dBuV/m)	(dB)	(dBuV)	(m)		(°)	(m)		(dB)	(dB)	(dB)
PK	6.8564G	113.34	Inf	-Inf	102.17	3	Horizontal	292	1.74	-	34.83	8.03	31.69
RMS	6.8366G	102.06	Inf	-Inf	90.92	3	Horizontal	292	1.74	-	34.75	8.01	31.62
PK	7.19G	80.72	88.20	-7.48	68.44	3	Horizontal	292	1.74	-	36.38	8.33	32.43
RMS	7.1348G	66.02	68.20	-2.18	53.88	3	Horizontal	292	1.74	-	36.21	8.28	32.35

6.525-6.875GHz_802.11be EHT320_Nss1,(MCS0),2xRU996+RU484 CP 10_4TX

6905MHz Straddle 6.525-6.875GHz_TX

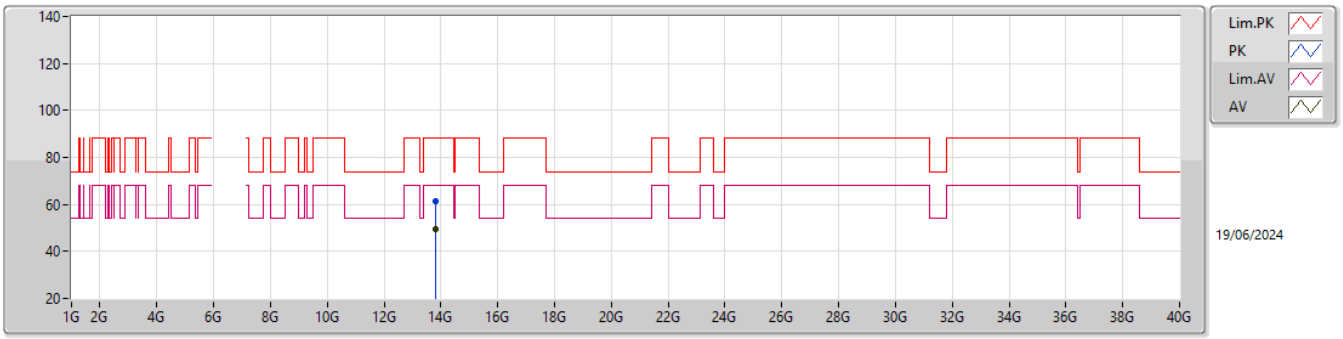

EUT Y_4TX
Setting 19.5
06-K-R-7

Type	Freq	Level	Limit	Margin	Raw	Dist	Condition	Azimuth	Height	Comment	AF	CL	PA
	(Hz)	(dBuV/m)	(dBuV/m)	(dB)	(dBuV)	(m)		(°)	(m)		(dB)	(dB)	(dB)
PK	13.8196G	61.13	88.20	-27.07	41.63	3	Vertical	122	2.10	-	40.46	11.64	32.60
RMS	13.82086G	49.49	68.20	-18.71	29.99	3	Vertical	122	2.10	-	40.46	11.64	32.60

6.525-6.875GHz_802.11be EHT320_Nss1,(MCS0),2xRU996+RU484 CP 10_4TX

6905MHz Straddle 6.525-6.875GHz_TX

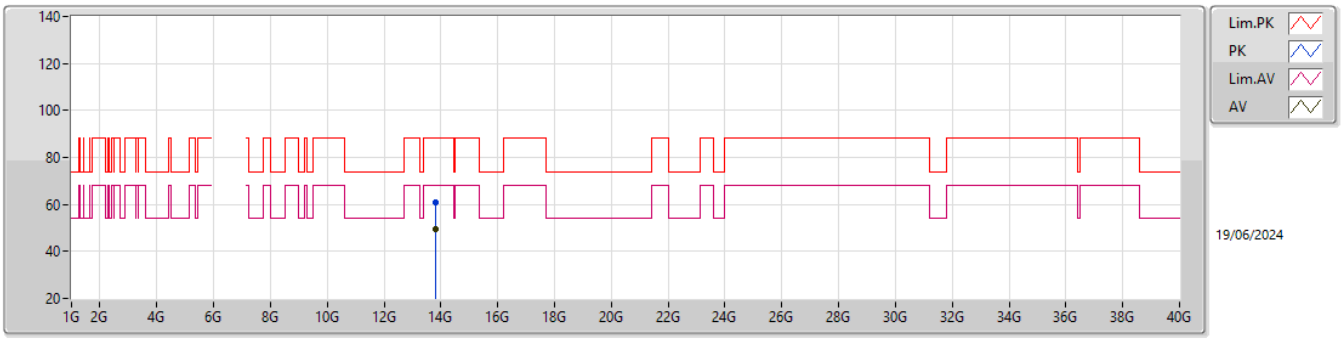

EUT Y_4TX
Setting 19.5
06-K-R-7

Type	Freq	Level	Limit	Margin	Raw	Dist	Condition	Azimuth	Height	Comment	AF	CL	PA
	(Hz)	(dBuV/m)	(dBuV/m)	(dB)	(dBuV)	(m)		(°)	(m)		(dB)	(dB)	(dB)
PK	13.81057G	60.88	88.20	-27.32	41.38	3	Horizontal	323	2.67	-	40.48	11.63	32.61
RMS	13.81972G	49.56	68.20	-18.64	30.06	3	Horizontal	323	2.67	-	40.46	11.64	32.60

6.525-6.875GHz_802.11be EHT320_Nss1,(MCS0),2xRU996+RU484 CP 10_4TX

6905MHz Straddle 6.525-6.875GHz_TX

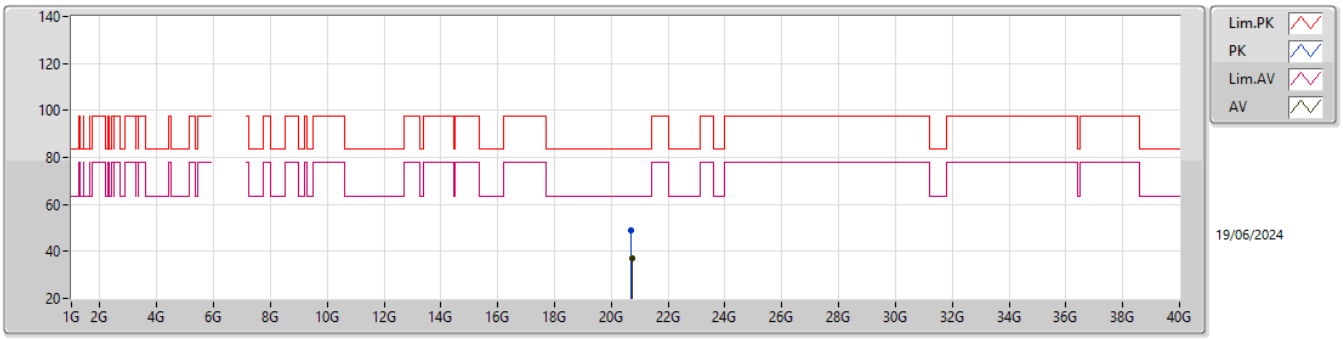

EUT Y_4TX
Setting 19.5
06-K-R-7

Type	Freq	Level	Limit	Margin	Raw	Dist	Condition	Azimuth	Height	Comment	AF	CL	PA
	(Hz)	(dBuV/m)	(dBuV/m)	(dB)	(dBuV)	(m)		(°)	(m)		(dB)	(dB)	(dB)
PK	20.71254G	48.73	83.54	-34.81	44.12	1	Vertical	255	1.79	-	37.87	15.77	49.03
AV	20.71518G	36.90	63.54	-26.64	32.29	1	Vertical	255	1.79	-	37.87	15.77	49.03

6.525-6.875GHz_802.11be EHT320_Nss1,(MCS0),2xRU996+RU484 CP 10_4TX

6905MHz Straddle 6.525-6.875GHz_TX

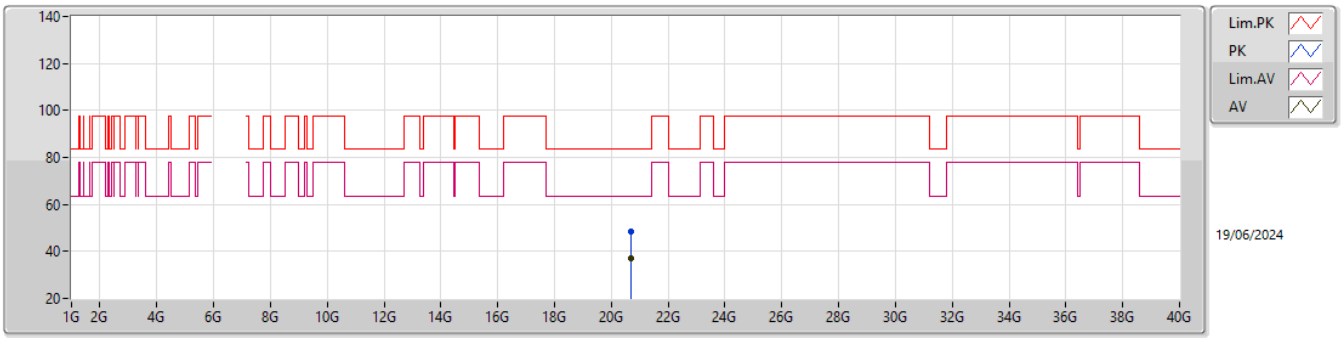

EUT Y_4TX
Setting 19.5
06-K-R-7

Type	Freq	Level	Limit	Margin	Raw	Dist	Condition	Azimuth	Height	Comment	AF	CL	PA
	(Hz)	(dBuV/m)	(dBuV/m)	(dB)	(dBuV)	(m)		(°)	(m)		(dB)	(dB)	(dB)
PK	20.70963G	48.67	83.54	-34.87	44.05	1	Horizontal	23	2.27	-	37.88	15.77	49.03
AV	20.70234G	36.85	63.54	-26.69	32.22	1	Horizontal	23	2.27	-	37.90	15.76	49.03

Test Mode: Mode 5
Summary

Mode	Result	Type	Freq (Hz)	Level (dBuV/m)	Limit (dBuV/m)	Margin (dB)	Dist (m)	Condition	Azimuth (°)	Height (m)	Comments
6.525-6.875GHz	-	-	-	-	-	-	-	-	-	-	-
802.11be EHT160_Nss1,(MCS0)_2TX	Pass	AV	19.86489G	63.47	63.54	-0.07	1	Vertical	19	1.87	25

5.925-6.425GHz_802.11be EHT20_Nss1,(MCS0)_1TX

5955MHz_TX

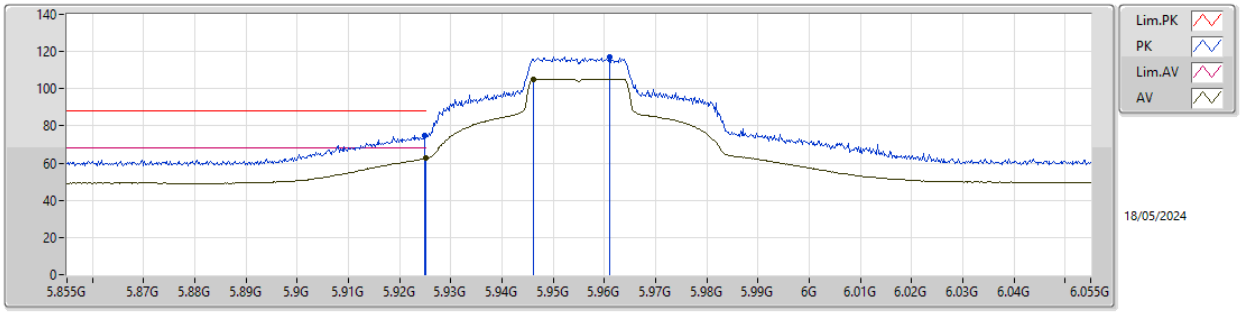

EUT Y_1TX
SET 23

Type	Freq	Level	Limit	Margin	Raw	Dist	Condition	Azimuth	Height	Comment	AF	CL	PA
	(Hz)	(dBuV/m)	(dBuV/m)	(dB)	(dBuV)	(m)		(°)	(m)		(dB)	(dB)	(dB)
PK	5.9248G	74.89	88.20	-13.31	67.82	3	Vertical	60	1.80	23	32.40	7.64	32.97
RMS	5.925G	62.48	68.20	-5.72	55.41	3	Vertical	60	1.80	23	32.40	7.64	32.97
PK	5.961G	117.09	Inf	-Inf	110.00	3	Vertical	60	1.80	23	32.42	7.66	32.99
RMS	5.9462G	105.27	Inf	-Inf	98.20	3	Vertical	60	1.80	23	32.40	7.65	32.98

5.925-6.425GHz_802.11be EHT20_Nss1,(MCS0)_1TX

5955MHz_TX

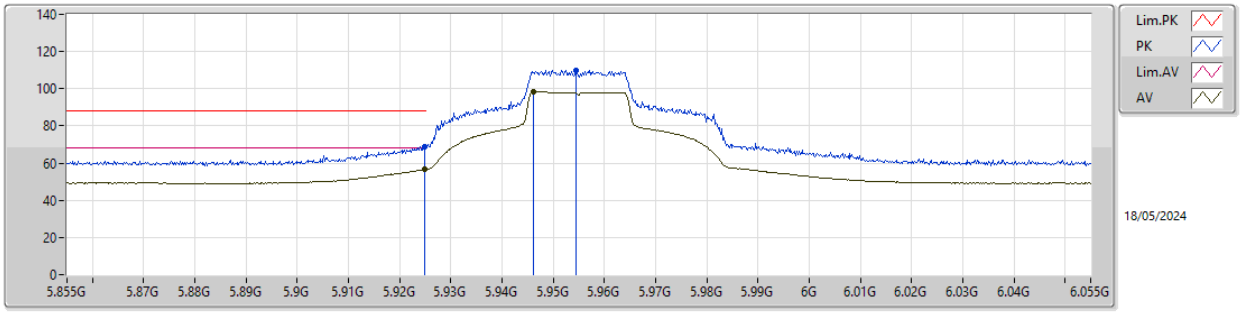

EUT Y_1TX
SET 23

Type	Freq	Level	Limit	Margin	Raw	Dist	Condition	Azimuth	Height	Comment	AF	CL	PA
	(Hz)	(dBuV/m)	(dBuV/m)	(dB)	(dBuV)	(m)		(°)	(m)		(dB)	(dB)	(dB)
PK	5.9248G	68.91	88.20	-19.29	61.84	3	Horizontal	299	2.95	23	32.40	7.64	32.97
RMS	5.9248G	56.52	68.20	-11.68	49.45	3	Horizontal	299	2.95	23	32.40	7.64	32.97
PK	5.9544G	109.94	Inf	-Inf	102.85	3	Horizontal	299	2.95	23	32.41	7.66	32.98
RMS	5.9462G	98.37	Inf	-Inf	91.30	3	Horizontal	299	2.95	23	32.40	7.65	32.98

5.925-6.425GHz_802.11be EHT20_Nss1,(MCS0)_1TX

5955MHz_TX

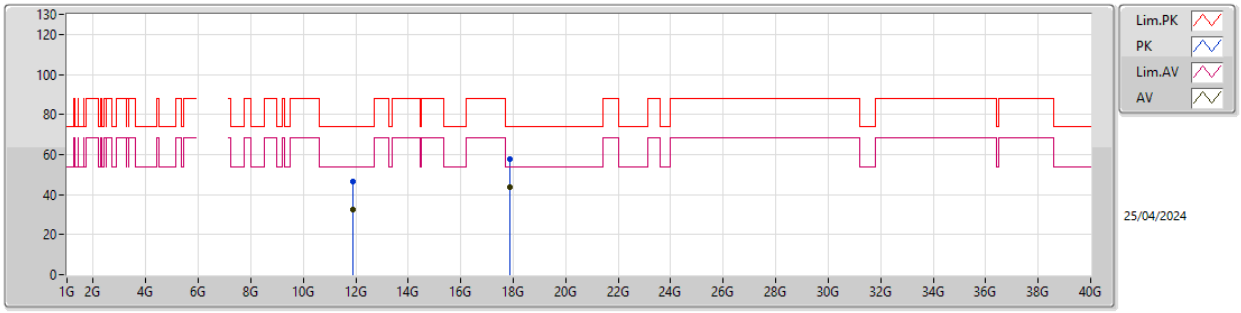

EUT Y_1TX
SET 25

Type	Freq	Level	Limit	Margin	Raw	Dist	Condition	Azimuth	Height	Comment	AF	CL	PA
	(Hz)	(dBuV/m)	(dBuV/m)	(dB)	(dBuV)	(m)		(°)	(m)		(dB)	(dB)	(dB)
PK	11.89066G	46.70	74.00	-27.30	62.55	3	Vertical	348	1.80	25	38.90	11.06	65.81
AV	11.90976G	32.54	54.00	-21.46	48.35	3	Vertical	348	1.80	25	38.92	11.07	65.80
PK	17.85985G	57.59	74.00	-16.41	60.80	3	Vertical	18	1.80	25	45.94	13.40	62.55
AV	17.86664G	43.76	54.00	-10.24	46.79	3	Vertical	18	1.80	25	46.10	13.41	62.54

5.925-6.425GHz_802.11be EHT20_Nss1,(MCS0)_1TX

5955MHz_TX

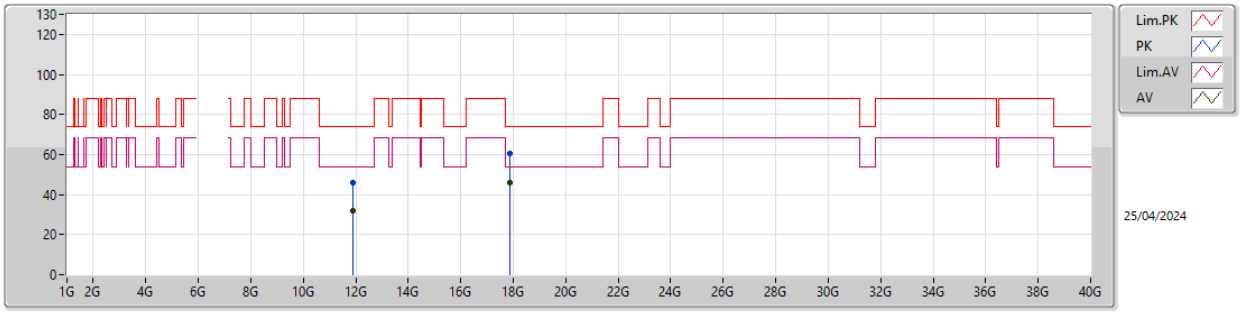

EUT Y_1TX
SET 25

Type	Freq	Level	Limit	Margin	Raw	Dist	Condition	Azimuth	Height	Comment	AF	CL	PA
	(Hz)	(dBuV/m)	(dBuV/m)	(dB)	(dBuV)	(m)		(°)	(m)		(dB)	(dB)	(dB)
PK	11.90521G	46.14	74.00	-27.86	61.96	3	Horizontal	358	1.80	25	38.91	11.07	65.80
AV	11.90964G	32.10	54.00	-21.90	47.91	3	Horizontal	358	1.80	25	38.92	11.07	65.80
PK	17.87279G	60.28	74.00	-13.72	63.15	3	Horizontal	13	1.80	25	46.25	13.41	62.53
AV	17.86692G	45.80	54.00	-8.20	48.82	3	Horizontal	13	1.80	25	46.11	13.41	62.54

5.925-6.425GHz_802.11be EHT20_Nss1,(MCS0)_1TX

5955MHz_TX

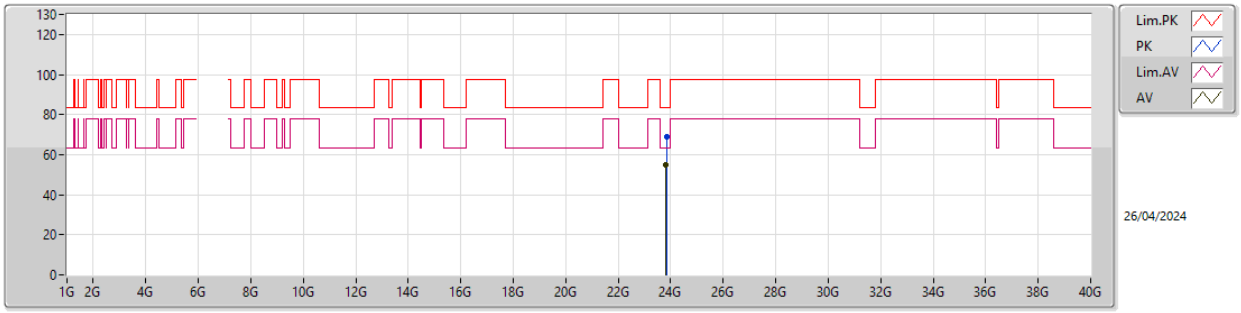

EUT Y_1TX
SET 25

Type	Freq	Level	Limit	Margin	Raw	Dist	Condition	Azimuth	Height	Comment	AF	CL	PA
	(Hz)	(dBuV/m)	(dBuV/m)	(dB)	(dBuV)	(m)		(°)	(m)		(dB)	(dB)	(dB)
PK	23.83483G	68.97	83.54	-14.57	59.90	1	Vertical	13	1.95	25	38.89	17.35	47.17
AV	23.82056G	54.65	63.54	-8.89	45.50	1	Vertical	13	1.95	25	38.98	17.35	47.18

5.925-6.425GHz_802.11be EHT20_Nss1,(MCS0)_1TX

5955MHz_TX

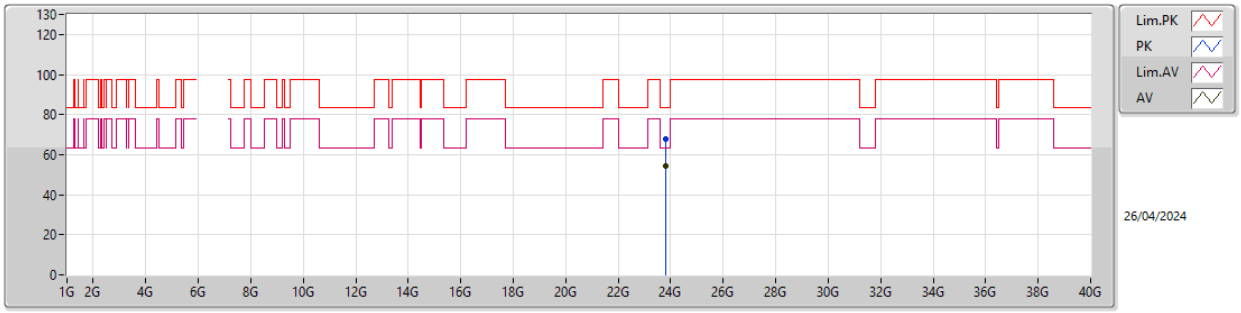

EUT Y_1TX
SET 25

Type	Freq	Level	Limit	Margin	Raw	Dist	Condition	Azimuth	Height	Comment	AF	CL	PA
	(Hz)	(dBuV/m)	(dBuV/m)	(dB)	(dBuV)	(m)		(°)	(m)		(dB)	(dB)	(dB)
PK	23.80841G	67.96	83.54	-15.58	58.76	1	Horizontal	42	1.76	25	39.05	17.34	47.19
AV	23.81888G	54.57	63.54	-8.97	45.41	1	Horizontal	42	1.76	25	38.99	17.35	47.18

5.925-6.425GHz_802.11be EHT20_Nss1,(MCS0)_1TX

6195MHz_TX

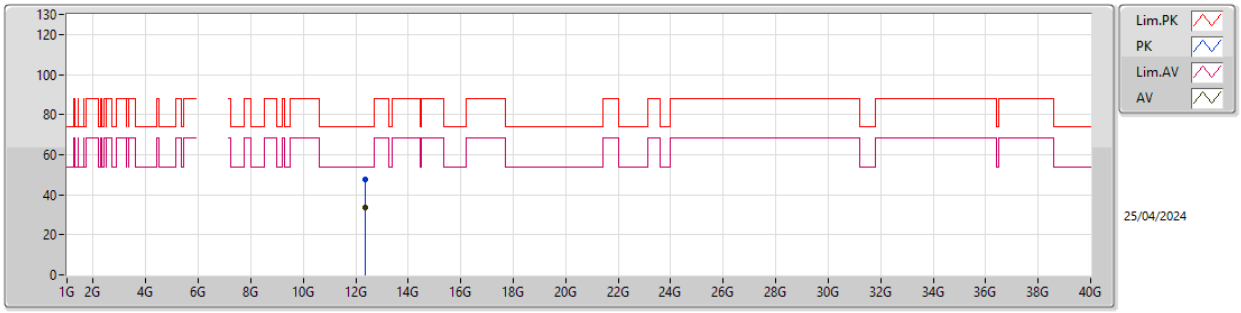

EUT Y_1TX
SET 25

Type	Freq	Level	Limit	Margin	Raw	Dist	Condition	Azimuth	Height	Comment	AF	CL	PA
	(Hz)	(dBuV/m)	(dBuV/m)	(dB)	(dBuV)	(m)		(°)	(m)		(dB)	(dB)	(dB)
PK	12.37577G	47.73	74.00	-26.27	63.02	3	Vertical	61	1.80	25	38.85	11.26	65.40
AV	12.37126G	33.57	54.00	-20.43	48.86	3	Vertical	61	1.80	25	38.86	11.26	65.41

5.925-6.425GHz_802.11be EHT20_Nss1,(MCS0)_1TX

6195MHz_TX

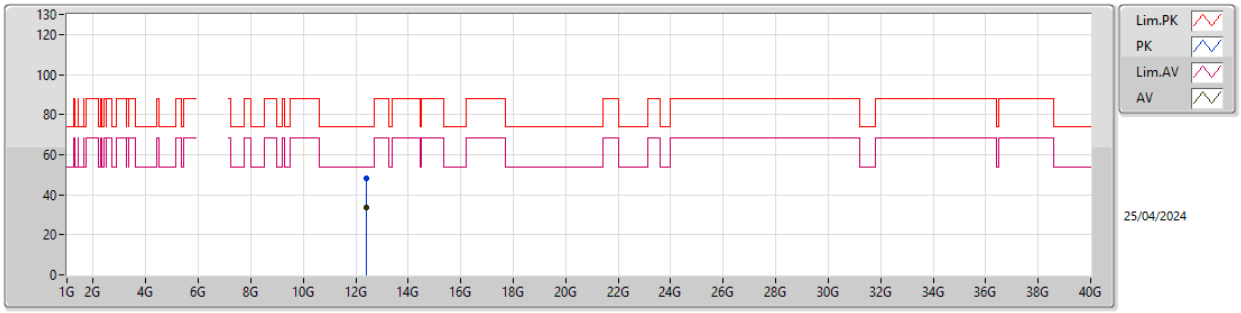

EUT Y_1TX
SET 25

Type	Freq	Level	Limit	Margin	Raw	Dist	Condition	Azimuth	Height	Comment	AF	CL	PA
	(Hz)	(dBuV/m)	(dBuV/m)	(dB)	(dBuV)	(m)		(°)	(m)		(dB)	(dB)	(dB)
PK	12.40479G	48.10	74.00	-25.90	63.44	3	Horizontal	1	1.80	25	38.77	11.27	65.38
AV	12.40718G	33.77	54.00	-20.23	49.11	3	Horizontal	1	1.80	25	38.76	11.27	65.37

5.925-6.425GHz_802.11be EHT20_Nss1,(MCS0)_1TX

6195MHz_TX

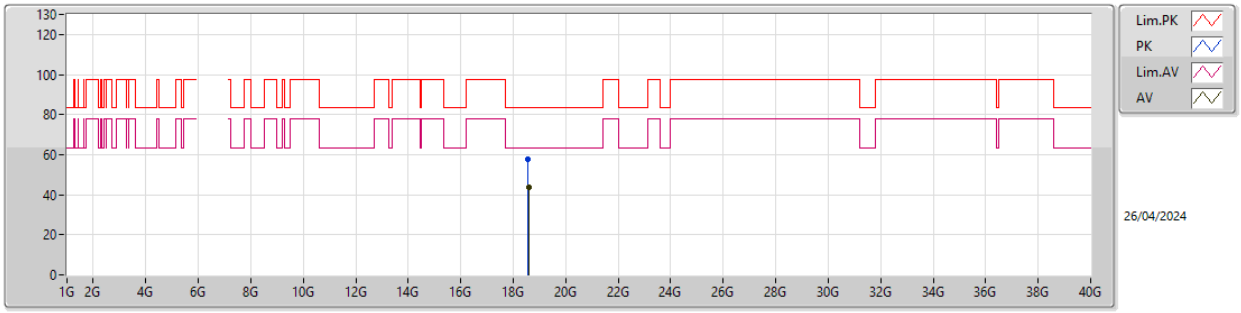

EUT Y_1TX
SET 25

Type	Freq	Level	Limit	Margin	Raw	Dist	Condition	Azimuth	Height	Comment	AF	CL	PA
	(Hz)	(dBuV/m)	(dBuV/m)	(dB)	(dBuV)	(m)		(°)	(m)		(dB)	(dB)	(dB)
PK	18.57149G	57.72	83.54	-25.82	54.38	1	Vertical	331	1.80	25	37.70	15.27	49.63
AV	18.58248G	43.94	63.54	-19.60	40.59	1	Vertical	331	1.80	25	37.70	15.27	49.62

5.925-6.425GHz_802.11be EHT20_Nss1,(MCS0)_1TX

6195MHz_TX

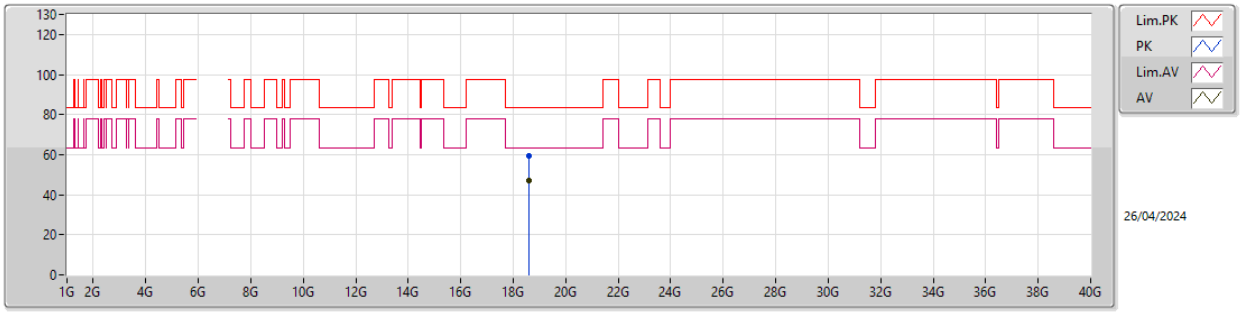

EUT Y_1TX
SET 25

Type	Freq	Level	Limit	Margin	Raw	Dist	Condition	Azimuth	Height	Comment	AF	CL	PA
	(Hz)	(dBuV/m)	(dBuV/m)	(dB)	(dBuV)	(m)		(°)	(m)		(dB)	(dB)	(dB)
PK	18.59048G	59.18	83.54	-24.36	55.83	1	Horizontal	344	1.81	25	37.70	15.27	49.62
AV	18.58041G	47.10	63.54	-16.44	43.76	1	Horizontal	344	1.81	25	37.70	15.27	49.63

5.925-6.425GHz_802.11be EHT20_Nss1,(MCS0)_1TX

6415MHz_TX

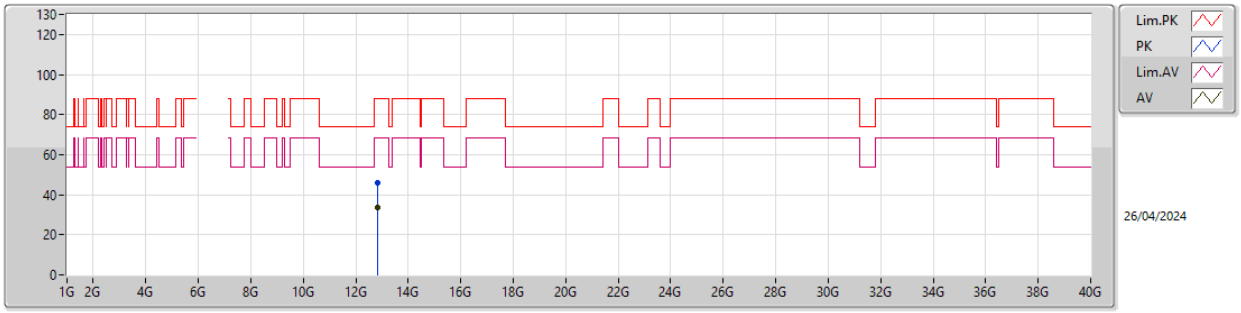

EUT Y_1TX
SET 25

Type	Freq	Level	Limit	Margin	Raw	Dist	Condition	Azimuth	Height	Comment	AF	CL	PA
	(Hz)	(dBuV/m)	(dBuV/m)	(dB)	(dBuV)	(m)		(°)	(m)		(dB)	(dB)	(dB)
PK	12.83016G	46.06	88.20	-42.14	60.61	3	Vertical	9	1.80	25	39.26	11.44	65.25
RMS	12.82988G	33.71	68.20	-34.49	48.26	3	Vertical	9	1.80	25	39.26	11.44	65.25

5.925-6.425GHz_802.11be EHT20_Nss1,(MCS0)_1TX

6415MHz_TX

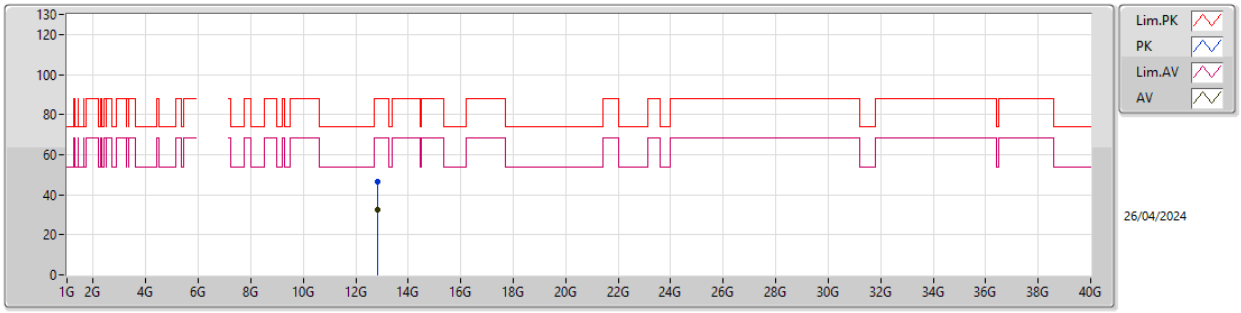

EUT Y_1TX
SET 25

Type	Freq	Level	Limit	Margin	Raw	Dist	Condition	Azimuth	Height	Comment	AF	CL	PA
	(Hz)	(dBuV/m)	(dBuV/m)	(dB)	(dBuV)	(m)		(°)	(m)		(dB)	(dB)	(dB)
PK	12.83971G	46.72	88.20	-41.48	61.25	3	Horizontal	232	1.80	25	39.28	11.44	65.25
RMS	12.84351G	32.22	68.20	-35.98	46.74	3	Horizontal	232	1.80	25	39.29	11.44	65.25

5.925-6.425GHz_802.11be EHT20_Nss1,(MCS0)_1TX

6415MHz_TX

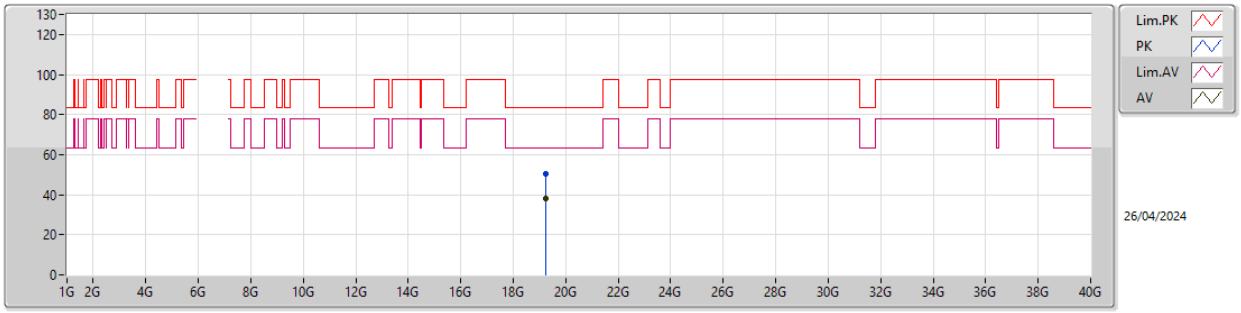

EUT Y_1TX
SET 25

Type	Freq	Level	Limit	Margin	Raw	Dist	Condition	Azimuth	Height	Comment	AF	CL	PA
	(Hz)	(dBuV/m)	(dBuV/m)	(dB)	(dBuV)	(m)		(°)	(m)		(dB)	(dB)	(dB)
PK	19.2474G	50.34	83.54	-33.20	46.70	1	Vertical	340	1.80	25	37.91	15.24	49.51
AV	19.24512G	38.02	63.54	-25.52	34.38	1	Vertical	340	1.80	25	37.91	15.24	49.51

5.925-6.425GHz_802.11be EHT20_Nss1,(MCS0)_1TX

6415MHz_TX

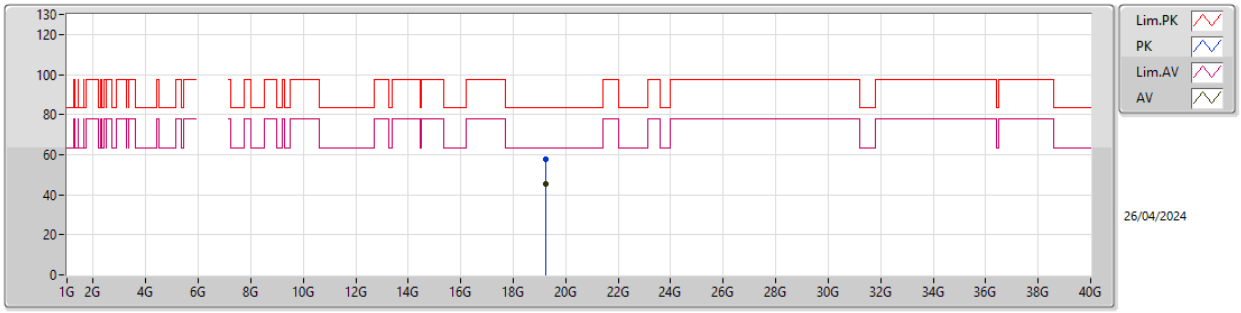

EUT Y_1TX
SET 25

Type	Freq	Level	Limit	Margin	Raw	Dist	Condition	Azimuth	Height	Comment	AF	CL	PA
	(Hz)	(dBuV/m)	(dBuV/m)	(dB)	(dBuV)	(m)		(°)	(m)		(dB)	(dB)	(dB)
PK	19.25028G	57.67	83.54	-25.87	54.04	1	Horizontal	56	1.80	25	37.90	15.24	49.51
AV	19.24764G	45.19	63.54	-18.35	41.56	1	Horizontal	56	1.80	25	37.90	15.24	49.51

6.525-6.875GHz_802.11be EHT20_Nss1,(MCS0)_1TX

6535MHz_TX

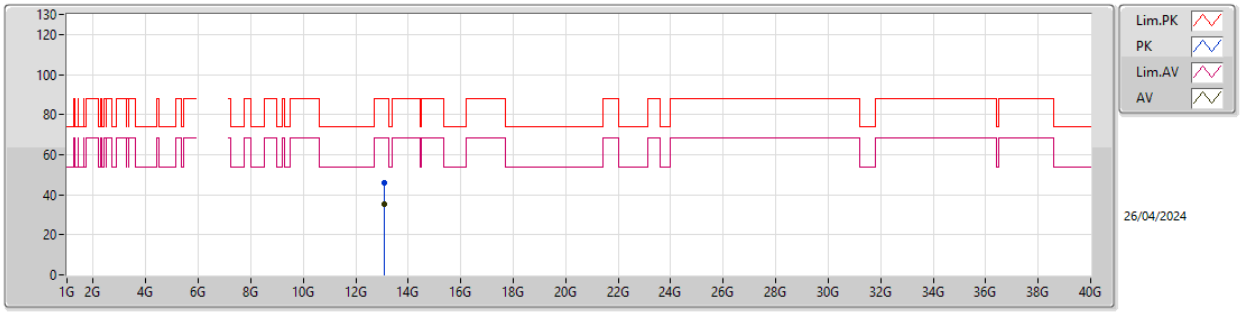

EUT Y_1TX
SET 25

Type	Freq	Level	Limit	Margin	Raw	Dist	Condition	Azimuth	Height	Comment	AF	CL	PA
	(Hz)	(dBuV/m)	(dBuV/m)	(dB)	(dBuV)	(m)		(°)	(m)		(dB)	(dB)	(dB)
PK	13.06968G	45.75	88.20	-42.45	60.23	3	Vertical	4	1.80	25	39.08	11.53	65.09
RMS	13.0698G	35.33	68.20	-32.87	49.81	3	Vertical	4	1.80	25	39.08	11.53	65.09

6.525-6.875GHz_802.11be EHT20_Nss1,(MCS0)_1TX

6535MHz_TX

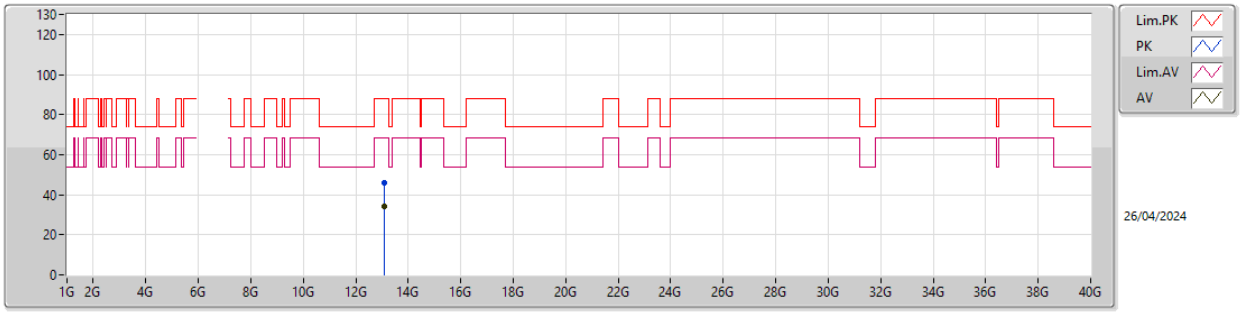

EUT Y_1TX
SET 25

Type	Freq	Level	Limit	Margin	Raw	Dist	Condition	Azimuth	Height	Comment	AF	CL	PA
	(Hz)	(dBuV/m)	(dBuV/m)	(dB)	(dBuV)	(m)		(°)	(m)		(dB)	(dB)	(dB)
PK	13.07052G	46.15	88.20	-42.05	60.63	3	Horizontal	1	1.80	25	39.08	11.53	65.09
RMS	13.07G	34.44	68.20	-33.76	48.92	3	Horizontal	1	1.80	25	39.08	11.53	65.09

6.525-6.875GHz_802.11be EHT20_Nss1,(MCS0)_1TX

6535MHz_TX

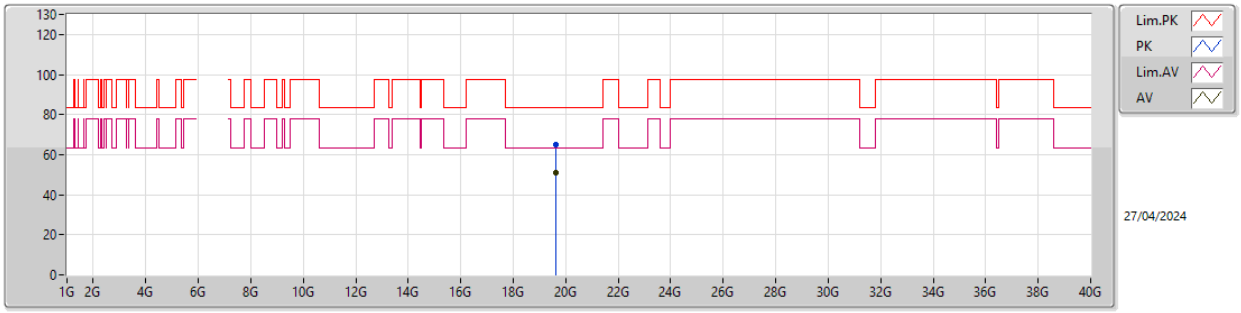

EUT Y_1TX
SET 25

Type	Freq	Level	Limit	Margin	Raw	Dist	Condition	Azimuth	Height	Comment	AF	CL	PA
	(Hz)	(dBuV/m)	(dBuV/m)	(dB)	(dBuV)	(m)		(°)	(m)		(dB)	(dB)	(dB)
PK	19.62019G	64.74	83.54	-18.80	61.18	1	Vertical	13	1.80	25	37.92	15.22	49.58
AV	19.61219G	50.72	63.54	-12.82	47.22	1	Vertical	13	1.80	25	37.87	15.22	49.59

6.525-6.875GHz_802.11be EHT20_Nss1,(MCS0)_1TX

6535MHz_TX

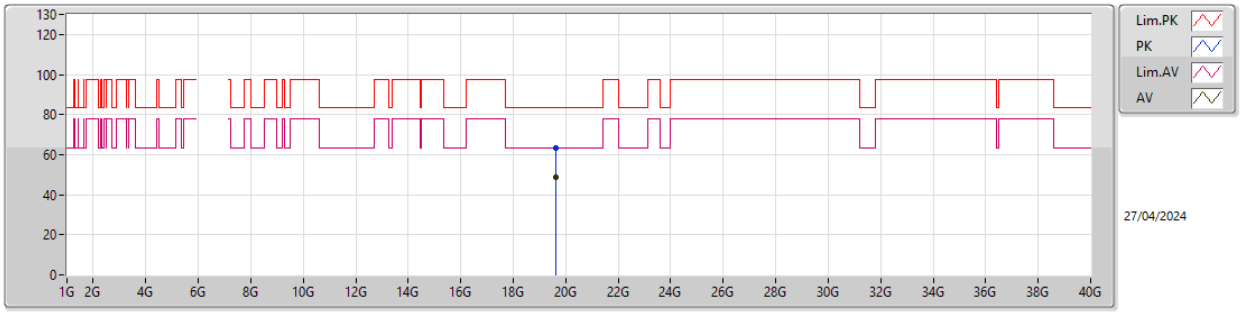

EUT Y_1TX
SET 25

Type	Freq	Level	Limit	Margin	Raw	Dist	Condition	Azimuth	Height	Comment	AF	CL	PA
	(Hz)	(dBuV/m)	(dBuV/m)	(dB)	(dBuV)	(m)		(°)	(m)		(dB)	(dB)	(dB)
PK	19.62294G	63.42	83.54	-20.12	59.84	1	Horizontal	345	1.76	25	37.94	15.22	49.58
AV	19.60868G	48.65	63.54	-14.89	45.17	1	Horizontal	345	1.76	25	37.85	15.22	49.59

6.525-6.875GHz_802.11be EHT20_Nss1,(MCS0)_1TX

6695MHz_TX

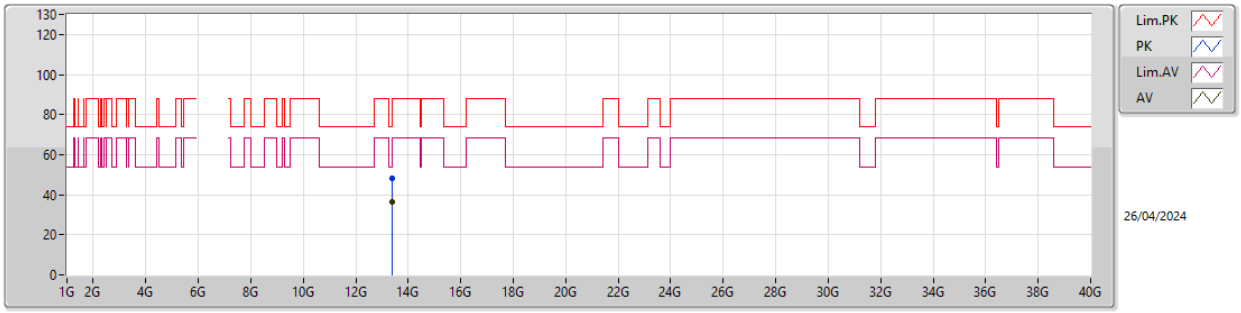

EUT Y_1TX
SET 25

Type	Freq	Level	Limit	Margin	Raw	Dist	Condition	Azimuth	Height	Comment	AF	CL	PA
	(Hz)	(dBuV/m)	(dBuV/m)	(dB)	(dBuV)	(m)		(°)	(m)		(dB)	(dB)	(dB)
PK	13.37214G	48.16	74.00	-25.84	61.29	3	Vertical	5	1.80	25	39.74	11.64	64.51
AV	13.38988G	36.53	54.00	-17.47	49.57	3	Vertical	5	1.80	25	39.78	11.65	64.47

6.525-6.875GHz_802.11be EHT20_Nss1,(MCS0)_1TX

6695MHz_TX

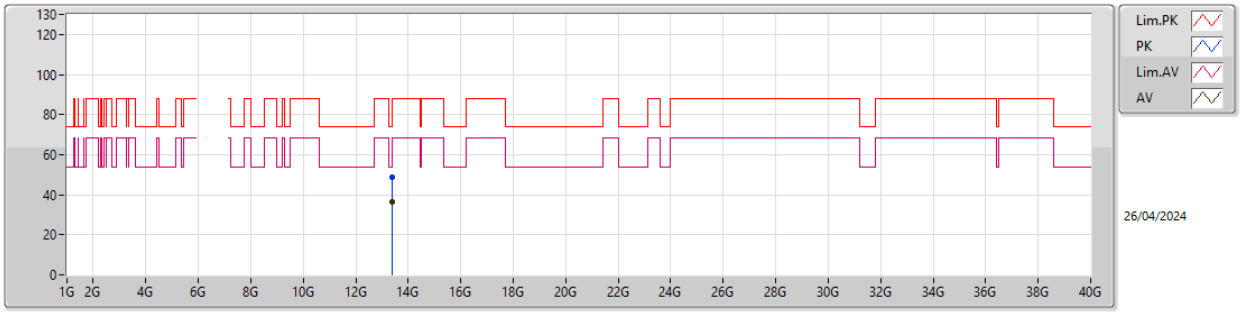

EUT Y_1TX
SET 25

Type	Freq	Level	Limit	Margin	Raw	Dist	Condition	Azimuth	Height	Comment	AF	CL	PA
	(Hz)	(dBuV/m)	(dBuV/m)	(dB)	(dBuV)	(m)		(°)	(m)		(dB)	(dB)	(dB)
PK	13.38265G	48.74	74.00	-25.26	61.81	3	Horizontal	360	1.80	25	39.77	11.65	64.49
AV	13.38157G	36.31	54.00	-17.69	49.40	3	Horizontal	360	1.80	25	39.76	11.64	64.49

6.525-6.875GHz_802.11be EHT20_Nss1,(MCS0)_1TX

6695MHz_TX

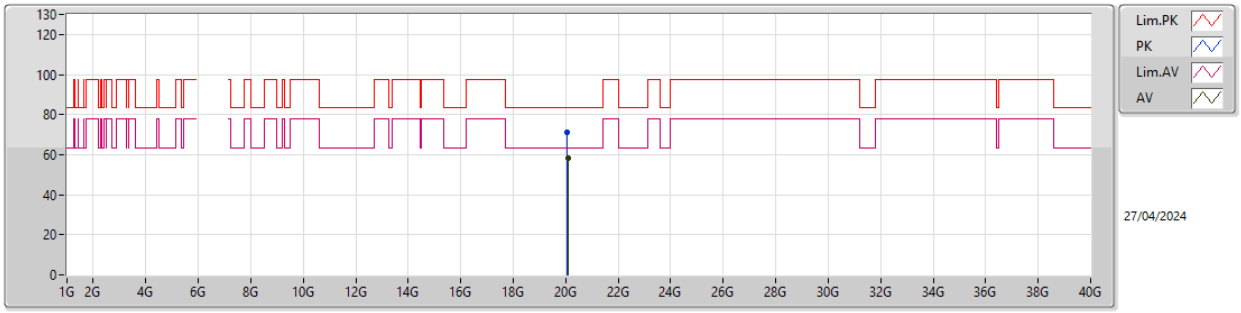

EUT Y_1TX
SET 25

Type	Freq	Level	Limit	Margin	Raw	Dist	Condition	Azimuth	Height	Comment	AF	CL	PA
	(Hz)	(dBuV/m)	(dBuV/m)	(dB)	(dBuV)	(m)		(°)	(m)		(dB)	(dB)	(dB)
PK	20.0693G	70.94	83.54	-12.60	67.15	1	Vertical	21	1.80	25	37.78	15.26	49.25
AV	20.08488G	58.08	63.54	-5.46	54.22	1	Vertical	21	1.80	25	37.84	15.27	49.25

6.525-6.875GHz_802.11be EHT20_Nss1,(MCS0)_1TX

6695MHz_TX

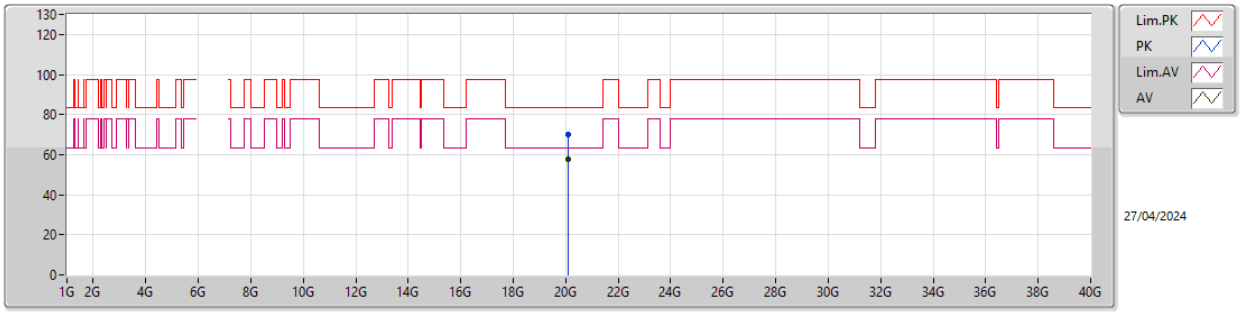

EUT Y_1TX
SET 25

Type	Freq	Level	Limit	Margin	Raw	Dist	Condition	Azimuth	Height	Comment	AF	CL	PA
	(Hz)	(dBuV/m)	(dBuV/m)	(dB)	(dBuV)	(m)		(°)	(m)		(dB)	(dB)	(dB)
PK	20.07425G	70.09	83.54	-13.45	66.28	1	Horizontal	19	1.80	25	37.80	15.26	49.25
AV	20.08496G	57.68	63.54	-5.86	53.82	1	Horizontal	19	1.80	25	37.84	15.27	49.25

6.525-6.875GHz_802.11be EHT20_Nss1,(MCS0)_1TX

6855MHz_TX

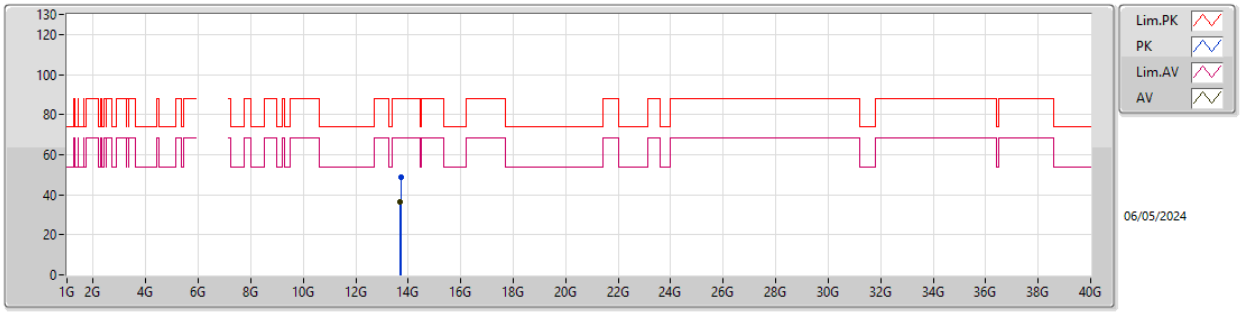

EUT Y_1TX
SET 25

Type	Freq	Level	Limit	Margin	Raw	Dist	Condition	Azimuth	Height	Comment	AF	CL	PA
	(Hz)	(dBuV/m)	(dBuV/m)	(dB)	(dBuV)	(m)		(°)	(m)		(dB)	(dB)	(dB)
PK	13.71425G	48.68	88.20	-39.52	61.13	3	Vertical	283	2.51	25	40.13	11.77	64.35
RMS	13.7023G	36.43	68.20	-31.77	48.90	3	Vertical	283	2.51	25	40.10	11.77	64.34

6.525-6.875GHz_802.11be EHT20_Nss1,(MCS0)_1TX

6855MHz_TX

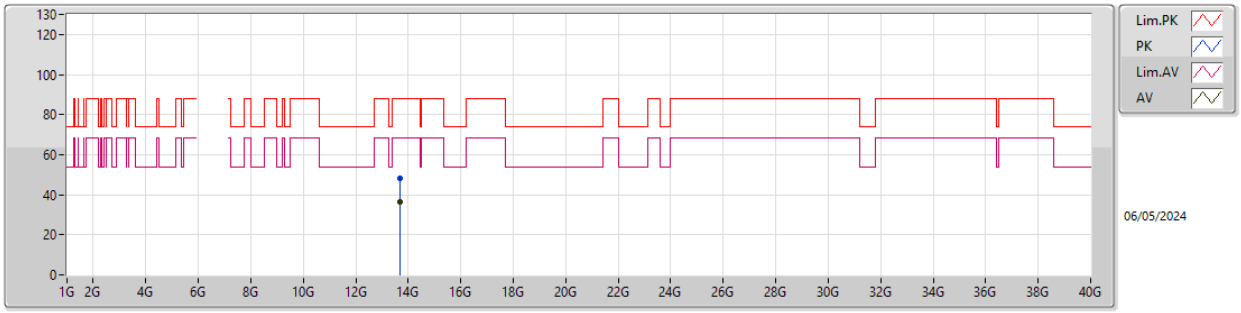

EUT Y_1TX
SET 25

Type	Freq	Level	Limit	Margin	Raw	Dist	Condition	Azimuth	Height	Comment	AF	CL	PA
	(Hz)	(dBuV/m)	(dBuV/m)	(dB)	(dBuV)	(m)		(°)	(m)		(dB)	(dB)	(dB)
PK	13.70305G	48.43	88.20	-39.77	60.89	3	Horizontal	284	2.80	25	40.11	11.77	64.34
RMS	13.70215G	36.49	68.20	-31.71	48.96	3	Horizontal	284	2.80	25	40.10	11.77	64.34

6.525-6.875GHz_802.11be EHT20_Nss1,(MCS0)_1TX

6855MHz_TX

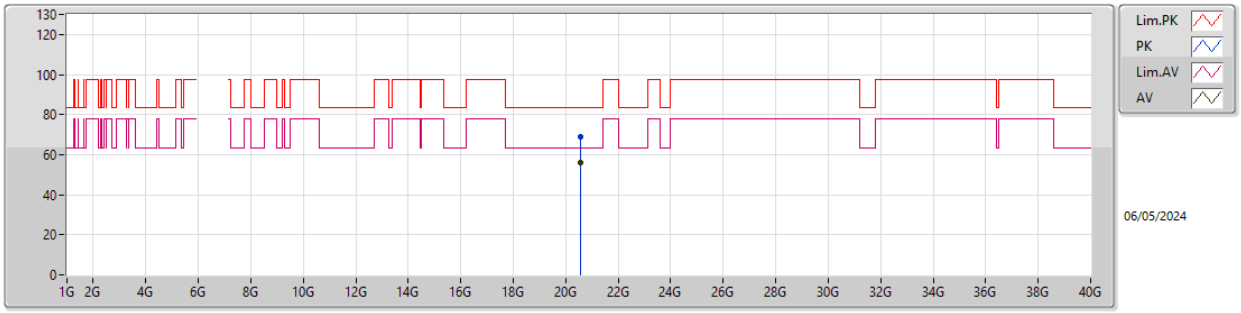

EUT Y_1TX
SET 25

Type	Freq	Level	Limit	Margin	Raw	Dist	Condition	Azimuth	Height	Comment	AF	CL	PA
	(Hz)	(dBuV/m)	(dBuV/m)	(dB)	(dBuV)	(m)		(°)	(m)		(dB)	(dB)	(dB)
PK	20.57545G	69.07	83.54	-14.47	64.56	1	Vertical	211	2.23	25	37.95	15.66	49.10
AV	20.5831G	56.10	63.54	-7.44	51.56	1	Vertical	211	2.23	25	37.97	15.67	49.10

6.525-6.875GHz_802.11be EHT20_Nss1,(MCS0)_1TX

6855MHz_TX

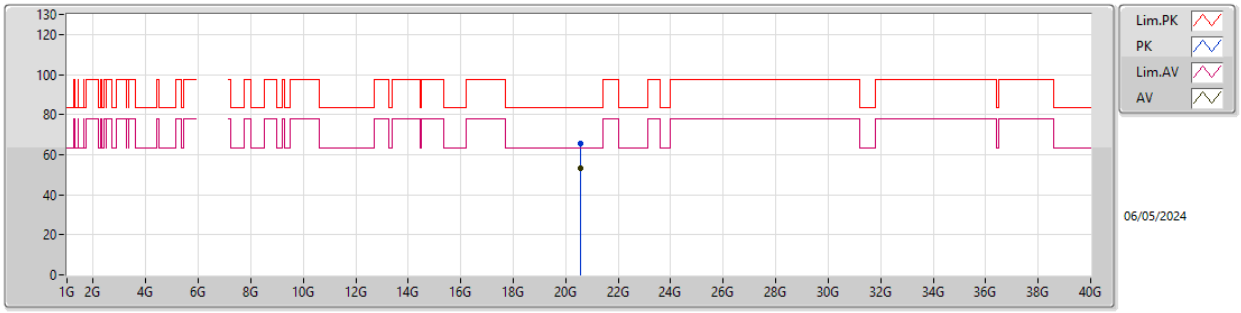

EUT Y_1TX
SET 25

Type	Freq	Level	Limit	Margin	Raw	Dist	Condition	Azimuth	Height	Comment	AF	CL	PA
	(Hz)	(dBuV/m)	(dBuV/m)	(dB)	(dBuV)	(m)		(°)	(m)		(dB)	(dB)	(dB)
PK	20.5458G	65.61	83.54	-17.93	61.22	1	Horizontal	312	1.23	25	37.87	15.64	49.12
AV	20.58355G	53.14	63.54	-10.40	48.60	1	Horizontal	312	1.23	25	37.97	15.67	49.10

5.925-6.425GHz_802.11be EHT40_Nss1,(MCS0)_1TX

5965MHz_TX

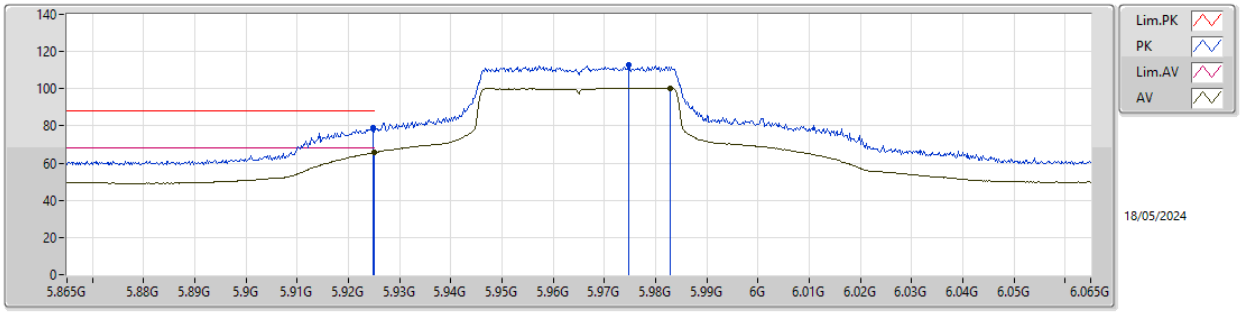

EUT Y_1TX
SET 20.5
25\17\21\19\20\20.5
-15.35\16.44\-0.59\11.37\5.41\2.64

Type	Freq	Level	Limit	Margin	Raw	Dist	Condition	Azimuth	Height	Comment	AF	CL	PA
	(Hz)	(dBuV/m)	(dBuV/m)	(dB)	(dBuV)	(m)		(°)	(m)		(dB)	(dB)	(dB)
PK	5.9248G	78.86	88.20	-9.34	71.79	3	Vertical	59	1.80	20.5	32.40	7.64	32.97
RMS	5.925G	65.56	68.20	-2.64	58.49	3	Vertical	59	1.80	20.5	32.40	7.64	32.97
PK	5.9748G	112.81	Inf	-Inf	105.68	3	Vertical	59	1.80	20.5	32.45	7.67	32.99
RMS	5.9828G	100.22	Inf	-Inf	93.07	3	Vertical	59	1.80	20.5	32.47	7.67	32.99

5.925-6.425GHz_802.11be EHT40_Nss1,(MCS0)_1TX

5965MHz_TX

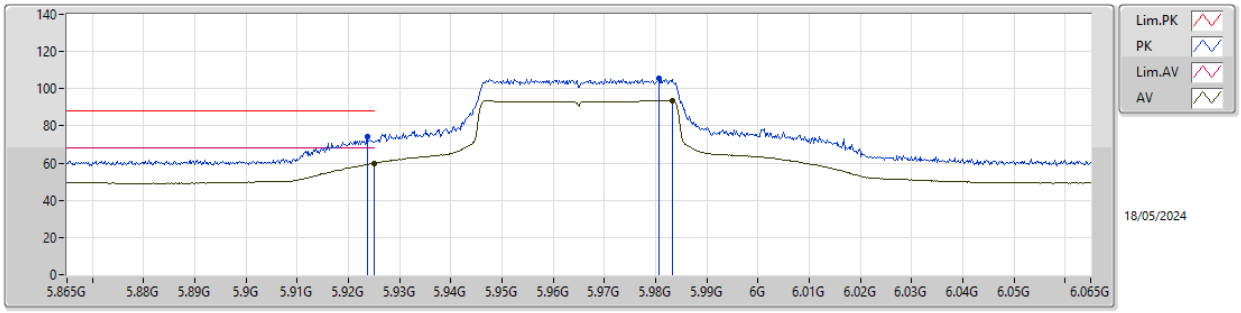

EUT Y_1TX
SET 20.5

Type	Freq	Level	Limit	Margin	Raw	Dist	Condition	Azimuth	Height	Comment	AF	CL	PA
	(Hz)	(dBuV/m)	(dBuV/m)	(dB)	(dBuV)	(m)		(°)	(m)		(dB)	(dB)	(dB)
PK	5.9236G	74.13	88.20	-14.07	67.06	3	Horizontal	298	2.95	20.5	32.40	7.64	32.97
RMS	5.925G	59.86	68.20	-8.34	52.79	3	Horizontal	298	2.95	20.5	32.40	7.64	32.97
PK	5.9806G	105.36	Inf	-Inf	98.22	3	Horizontal	298	2.95	20.5	32.46	7.67	32.99
RMS	5.9832G	93.43	Inf	-Inf	86.28	3	Horizontal	298	2.95	20.5	32.47	7.67	32.99

5.925-6.425GHz_802.11be EHT40_Nss1,(MCS0)_1TX

5965MHz_TX

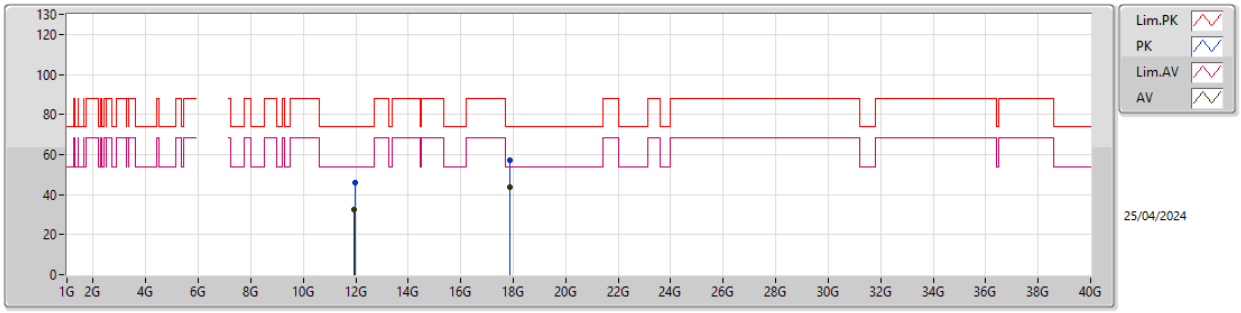

EUT Y_1TX
SET 25

Type	Freq	Level	Limit	Margin	Raw	Dist	Condition	Azimuth	Height	Comment	AF	CL	PA
	(Hz)	(dBuV/m)	(dBuV/m)	(dB)	(dBuV)	(m)		(°)	(m)		(dB)	(dB)	(dB)
PK	11.96884G	46.08	74.00	-27.92	61.70	3	Vertical	356	1.80	25	39.04	11.10	65.76
AV	11.92976G	32.48	54.00	-21.52	48.23	3	Vertical	356	1.80	25	38.96	11.08	65.79
PK	17.8707G	57.11	74.00	-16.89	60.03	3	Vertical	21	1.80	25	46.20	13.41	62.53
AV	17.87758G	43.45	54.00	-10.55	46.20	3	Vertical	21	1.80	25	46.36	13.41	62.52

5.925-6.425GHz_802.11be EHT40_Nss1,(MCS0)_1TX

5965MHz_TX

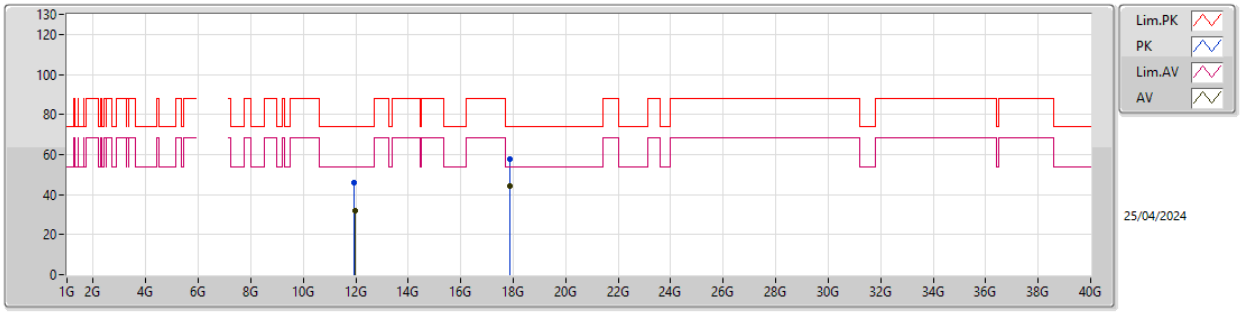

EUT Y_1TX
SET 25

Type	Freq	Level	Limit	Margin	Raw	Dist	Condition	Azimuth	Height	Comment	AF	CL	PA
	(Hz)	(dBuV/m)	(dBuV/m)	(dB)	(dBuV)	(m)		(°)	(m)		(dB)	(dB)	(dB)
PK	11.93488G	46.08	74.00	-27.92	61.81	3	Horizontal	356	1.80	25	38.97	11.08	65.78
AV	11.9694G	32.14	54.00	-21.86	47.76	3	Horizontal	356	1.80	25	39.04	11.10	65.76
PK	17.87166G	57.93	74.00	-16.07	60.83	3	Horizontal	12	1.80	25	46.22	13.41	62.53
AV	17.88557G	44.45	54.00	-9.55	46.99	3	Horizontal	12	1.80	25	46.55	13.41	62.50

5.925-6.425GHz_802.11be EHT40_Nss1,(MCS0)_1TX

5965MHz_TX

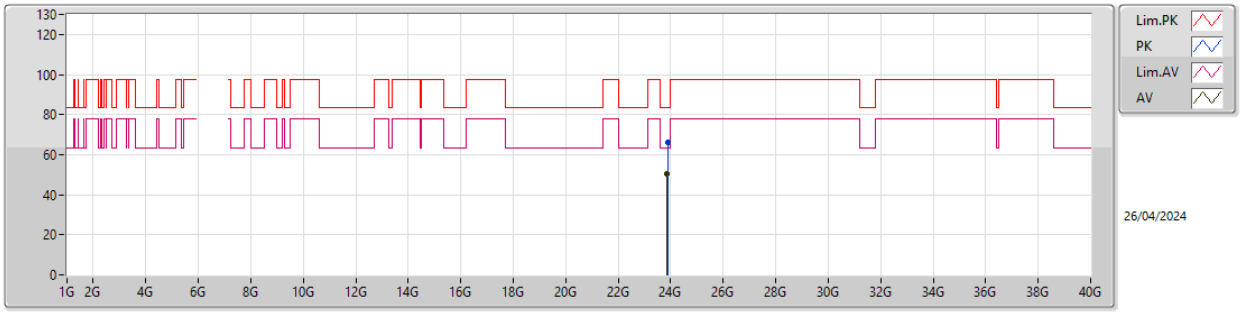

EUT Y_1TX
SET 25

Type	Freq	Level	Limit	Margin	Raw	Dist	Condition	Azimuth	Height	Comment	AF	CL	PA
	(Hz)	(dBuV/m)	(dBuV/m)	(dB)	(dBuV)	(m)		(°)	(m)		(dB)	(dB)	(dB)
PK	23.87846G	66.06	83.54	-17.48	57.05	1	Vertical	16	1.74	25	38.80	17.36	47.15
AV	23.86016G	50.16	63.54	-13.38	41.16	1	Vertical	16	1.74	25	38.80	17.36	47.16

5.925-6.425GHz_802.11be EHT40_Nss1,(MCS0)_1TX

5965MHz_TX

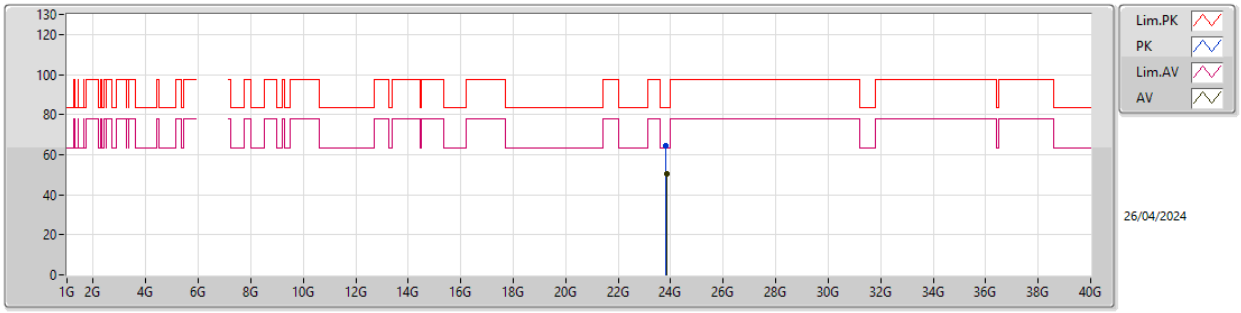

EUT Y_1TX
SET 25

Type	Freq	Level	Limit	Margin	Raw	Dist	Condition	Azimuth	Height	Comment	AF	CL	PA
	(Hz)	(dBuV/m)	(dBuV/m)	(dB)	(dBuV)	(m)		(°)	(m)		(dB)	(dB)	(dB)
PK	23.83099G	64.26	83.54	-19.28	55.17	1	Horizontal	346	1.80	25	38.91	17.35	47.17
AV	23.86032G	50.70	63.54	-12.84	41.70	1	Horizontal	346	1.80	25	38.80	17.36	47.16

5.925-6.425GHz_802.11be EHT40_Nss1,(MCS0)_1TX

6205MHz_TX

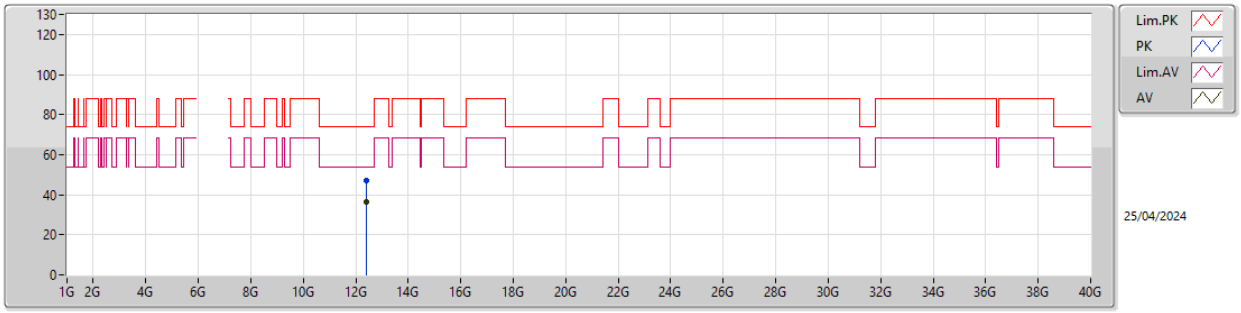

EUT Y_1TX
SET 25

Type	Freq	Level	Limit	Margin	Raw	Dist	Condition	Azimuth	Height	Comment	AF	CL	PA
	(Hz)	(dBuV/m)	(dBuV/m)	(dB)	(dBuV)	(m)		(°)	(m)		(dB)	(dB)	(dB)
PK	12.41008G	46.87	74.00	-27.13	62.22	3	Vertical	34	1.80	25	38.74	11.28	65.37
AV	12.40984G	36.25	54.00	-17.75	51.60	3	Vertical	34	1.80	25	38.74	11.28	65.37

5.925-6.425GHz_802.11be EHT40_Nss1,(MCS0)_1TX

6205MHz_TX

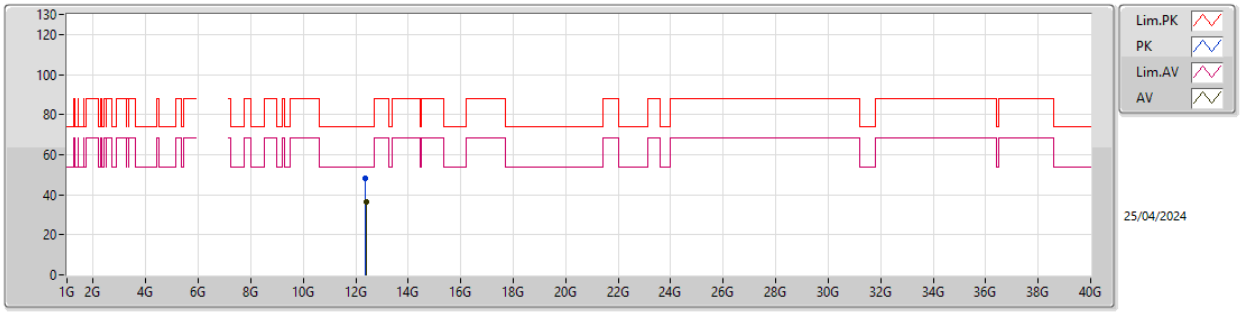

EUT Y_1TX
SET 25

Type	Freq	Level	Limit	Margin	Raw	Dist	Condition	Azimuth	Height	Comment	AF	CL	PA
	(Hz)	(dBuV/m)	(dBuV/m)	(dB)	(dBuV)	(m)		(°)	(m)		(dB)	(dB)	(dB)
PK	12.37979G	48.23	74.00	-25.77	63.53	3	Horizontal	290	1.80	25	38.84	11.26	65.40
AV	12.41016G	36.15	54.00	-17.85	51.50	3	Horizontal	290	1.80	25	38.74	11.28	65.37

5.925-6.425GHz_802.11be EHT40_Nss1,(MCS0)_1TX

6205MHz_TX

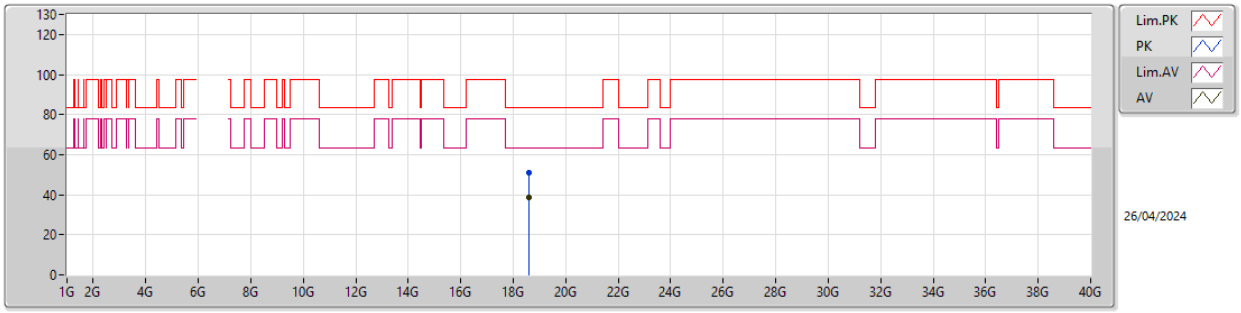

EUT Y_1TX
SET 25

Type	Freq	Level	Limit	Margin	Raw	Dist	Condition	Azimuth	Height	Comment	AF	CL	PA
	(Hz)	(dBuV/m)	(dBuV/m)	(dB)	(dBuV)	(m)		(°)	(m)		(dB)	(dB)	(dB)
PK	18.61732G	51.14	83.54	-32.40	47.74	1	Vertical	13	1.80	25	37.73	15.27	49.60
AV	18.61748G	38.60	63.54	-24.94	35.20	1	Vertical	13	1.80	25	37.73	15.27	49.60

5.925-6.425GHz_802.11be EHT40_Nss1,(MCS0)_1TX

6205MHz_TX

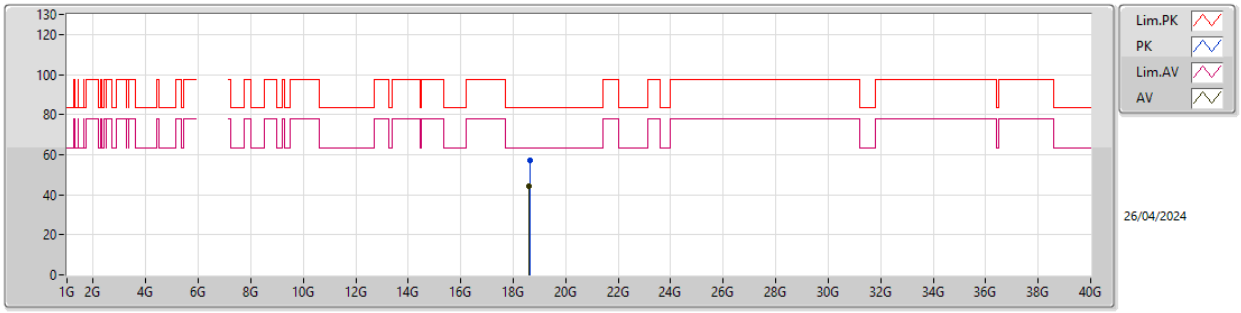

EUT Y_1TX
SET 25

Type	Freq	Level	Limit	Margin	Raw	Dist	Condition	Azimuth	Height	Comment	AF	CL	PA
	(Hz)	(dBuV/m)	(dBuV/m)	(dB)	(dBuV)	(m)		(°)	(m)		(dB)	(dB)	(dB)
PK	18.62707G	57.38	83.54	-26.16	53.95	1	Horizontal	9	1.80	25	37.75	15.27	49.59
AV	18.61868G	44.17	63.54	-19.37	40.76	1	Horizontal	9	1.80	25	37.74	15.27	49.60

5.925-6.425GHz_802.11be EHT40_Nss1,(MCS0)_1TX

6405MHz_TX

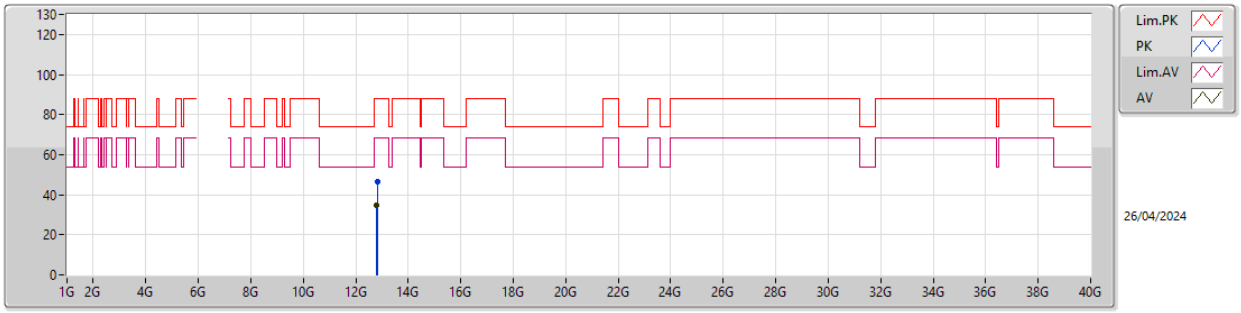

EUT Y_1TX
SET 25

Type	Freq	Level	Limit	Margin	Raw	Dist	Condition	Azimuth	Height	Comment	AF	CL	PA
	(Hz)	(dBuV/m)	(dBuV/m)	(dB)	(dBuV)	(m)		(°)	(m)		(dB)	(dB)	(dB)
PK	12.83597G	46.57	88.20	-41.63	61.11	3	Vertical	10	1.80	25	39.27	11.44	65.25
RMS	12.80984G	34.69	68.20	-33.51	49.29	3	Vertical	10	1.80	25	39.22	11.43	65.25

5.925-6.425GHz_802.11be EHT40_Nss1,(MCS0)_1TX

6405MHz_TX

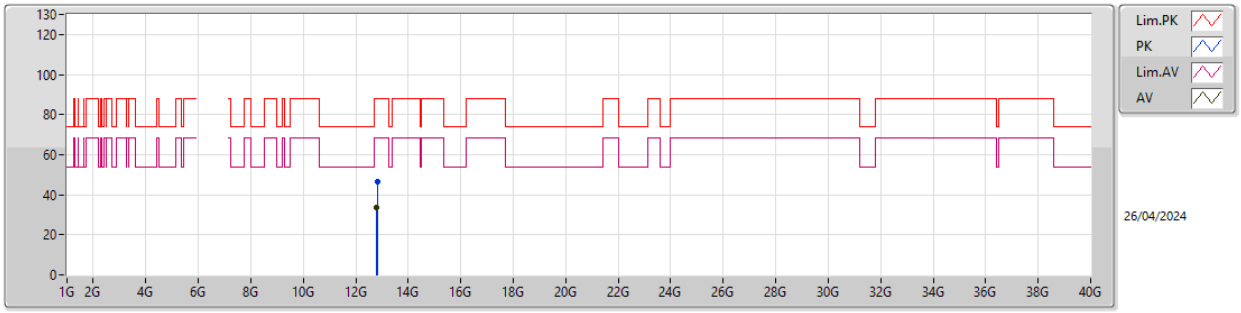

EUT Y_1TX
SET 25

Type	Freq	Level	Limit	Margin	Raw	Dist	Condition	Azimuth	Height	Comment	AF	CL	PA
	(Hz)	(dBuV/m)	(dBuV/m)	(dB)	(dBuV)	(m)		(°)	(m)		(dB)	(dB)	(dB)
PK	12.84269G	46.27	88.20	-41.93	60.79	3	Horizontal	259	1.80	25	39.29	11.44	65.25
RMS	12.77004G	33.85	68.20	-34.35	48.68	3	Horizontal	259	1.80	25	39.02	11.41	65.26

5.925-6.425GHz_802.11be EHT40_Nss1,(MCS0)_1TX

6405MHz_TX

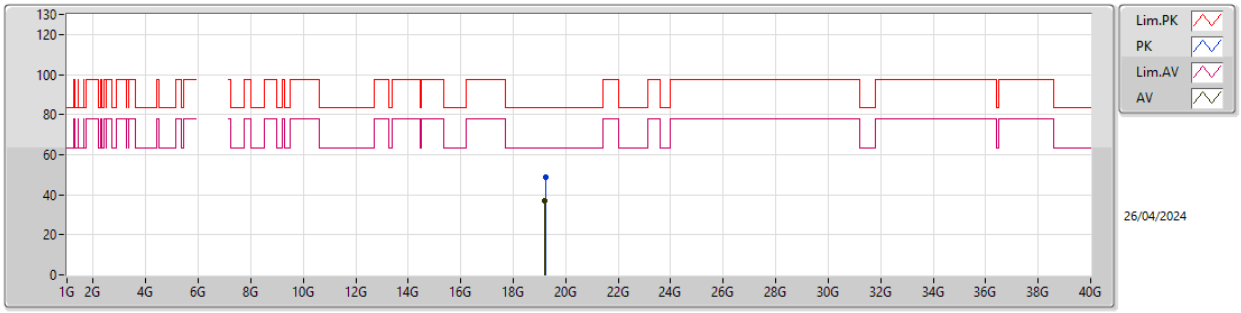

EUT Y_1TX
SET 25

Type	Freq	Level	Limit	Margin	Raw	Dist	Condition	Azimuth	Height	Comment	AF	CL	PA
	(Hz)	(dBuV/m)	(dBuV/m)	(dB)	(dBuV)	(m)		(°)	(m)		(dB)	(dB)	(dB)
PK	19.22539G	49.03	83.54	-34.51	45.33	1	Vertical	305	1.80	25	37.95	15.24	49.49
AV	19.21748G	37.10	63.54	-26.44	33.38	1	Vertical	305	1.80	25	37.97	15.24	49.49

5.925-6.425GHz_802.11be EHT40_Nss1,(MCS0)_1TX

6405MHz_TX

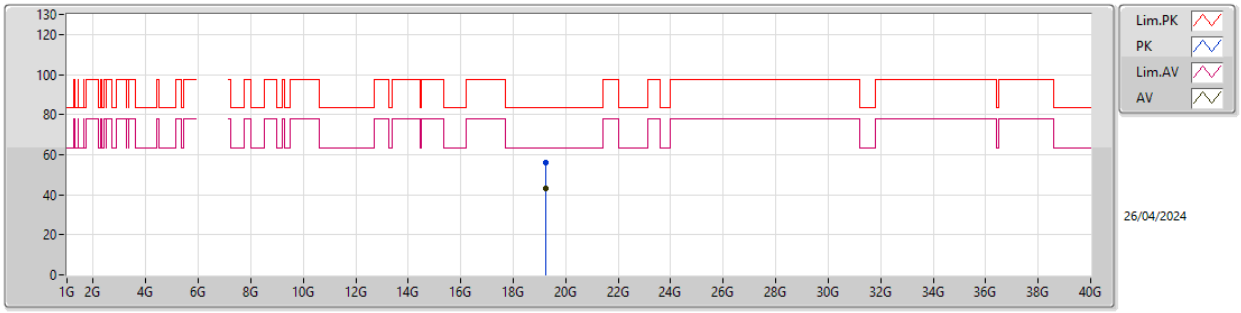

EUT Y_1TX
SET 25

Type	Freq	Level	Limit	Margin	Raw	Dist	Condition	Azimuth	Height	Comment	AF	CL	PA
	(Hz)	(dBuV/m)	(dBuV/m)	(dB)	(dBuV)	(m)		(°)	(m)		(dB)	(dB)	(dB)
PK	19.2333G	56.02	83.54	-27.52	52.35	1	Horizontal	57	1.80	25	37.93	15.24	49.50
AV	19.22307G	43.32	63.54	-20.22	39.62	1	Horizontal	57	1.80	25	37.95	15.24	49.49

6.525-6.875GHz_802.11be EHT40_Nss1,(MCS0)_1TX

6565MHz_TX

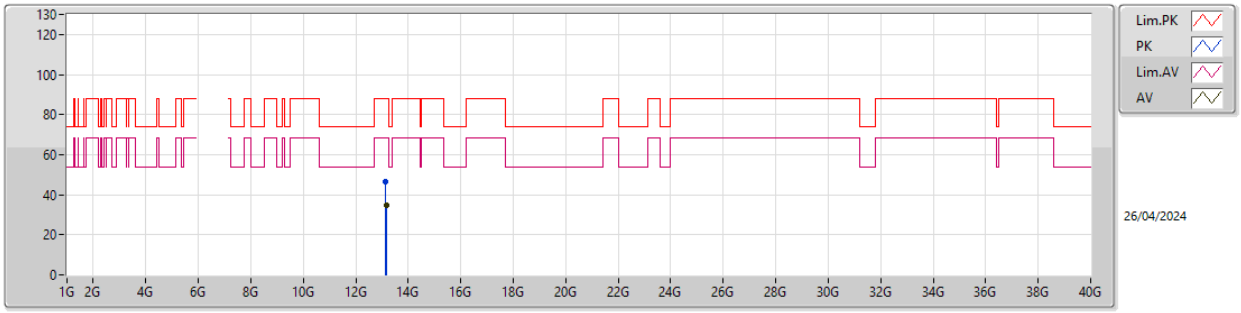

EUT Y_1TX
SET 25

Type	Freq	Level	Limit	Margin	Raw	Dist	Condition	Azimuth	Height	Comment	AF	CL	PA
	(Hz)	(dBuV/m)	(dBuV/m)	(dB)	(dBuV)	(m)		(°)	(m)		(dB)	(dB)	(dB)
PK	13.11066G	46.30	88.20	-41.90	60.54	3	Vertical	99	1.80	25	39.24	11.54	65.02
RMS	13.16988G	34.56	68.20	-33.64	48.58	3	Vertical	99	1.80	25	39.32	11.56	64.90

6.525-6.875GHz_802.11be EHT40_Nss1,(MCS0)_1TX

6565MHz_TX

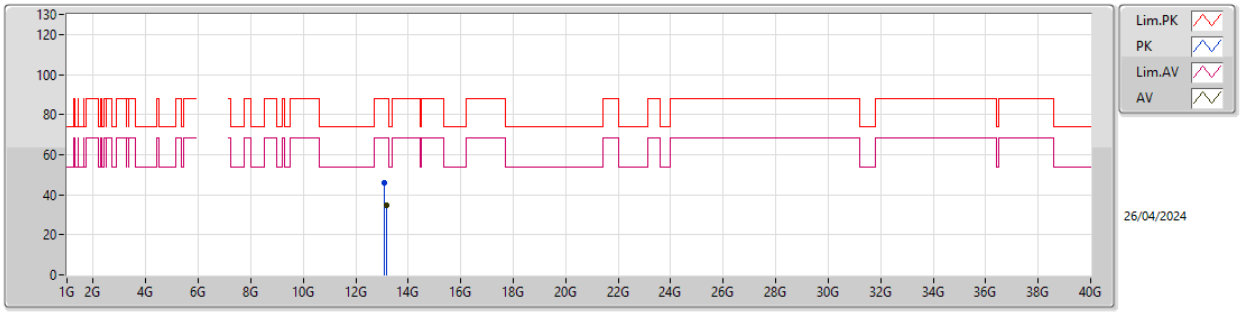

EUT Y_1TX
SET 25

Type	Freq	Level	Limit	Margin	Raw	Dist	Condition	Azimuth	Height	Comment	AF	CL	PA
	(Hz)	(dBuV/m)	(dBuV/m)	(dB)	(dBuV)	(m)		(°)	(m)		(dB)	(dB)	(dB)
PK	13.09683G	46.04	88.20	-42.16	60.35	3	Horizontal	283	1.80	25	39.19	11.54	65.04
RMS	13.1698G	34.83	68.20	-33.37	48.85	3	Horizontal	283	1.80	25	39.32	11.56	64.90

6.525-6.875GHz_802.11be EHT40_Nss1,(MCS0)_1TX

6565MHz_TX

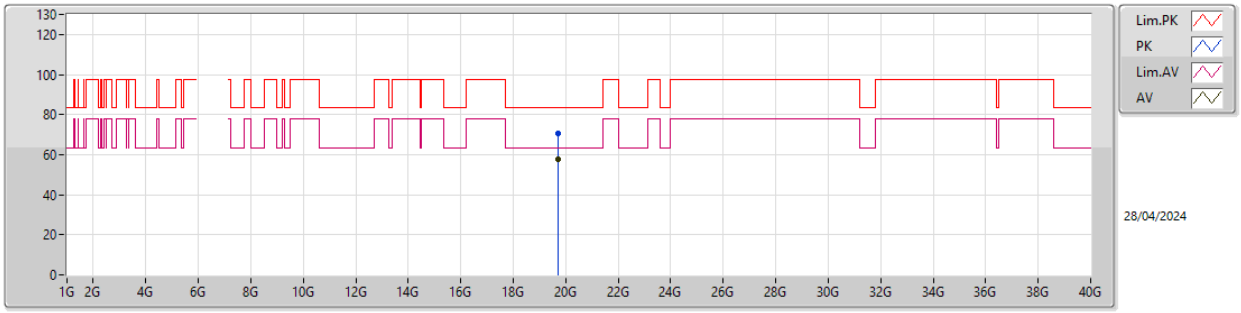

EUT Y_1TX
SET 25

Type	Freq	Level	Limit	Margin	Raw	Dist	Condition	Azimuth	Height	Comment	AF	CL	PA
	(Hz)	(dBuV/m)	(dBuV/m)	(dB)	(dBuV)	(m)		(°)	(m)		(dB)	(dB)	(dB)
PK	19.71538G	70.88	83.54	-12.66	67.34	1	Vertical	11	1.80	25	37.83	15.21	49.50
AV	19.69964G	57.65	63.54	-5.89	54.15	1	Vertical	11	1.80	25	37.80	15.22	49.52

6.525-6.875GHz_802.11be EHT40_Nss1,(MCS0)_1TX

6565MHz_TX

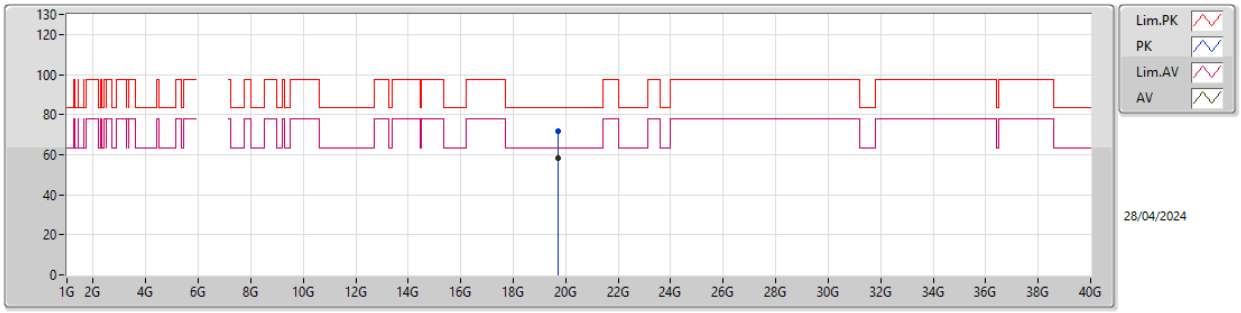

EUT Y_1TX
SET 25

Type	Freq	Level	Limit	Margin	Raw	Dist	Condition	Azimuth	Height	Comment	AF	CL	PA
	(Hz)	(dBuV/m)	(dBuV/m)	(dB)	(dBuV)	(m)		(°)	(m)		(dB)	(dB)	(dB)
PK	19.69772G	71.66	83.54	-11.88	68.15	1	Horizontal	346	1.85	25	37.81	15.22	49.52
AV	19.70267G	58.05	63.54	-5.49	54.54	1	Horizontal	346	1.85	25	37.81	15.21	49.51

6.525-6.875GHz_802.11be EHT40_Nss1,(MCS0)_1TX

6685MHz_TX

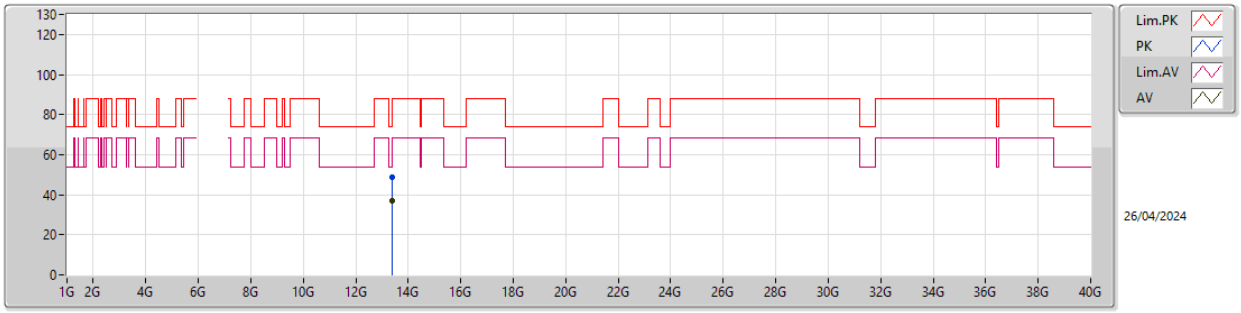

EUT Y_1TX
SET 25

Type	Freq	Level	Limit	Margin	Raw	Dist	Condition	Azimuth	Height	Comment	AF	CL	PA
	(Hz)	(dBuV/m)	(dBuV/m)	(dB)	(dBuV)	(m)		(°)	(m)		(dB)	(dB)	(dB)
PK	13.37008G	48.64	74.00	-25.36	61.77	3	Vertical	2	1.80	25	39.74	11.64	64.51
AV	13.37G	37.09	54.00	-16.91	50.22	3	Vertical	2	1.80	25	39.74	11.64	64.51

6.525-6.875GHz_802.11be EHT40_Nss1,(MCS0)_1TX

6685MHz_TX

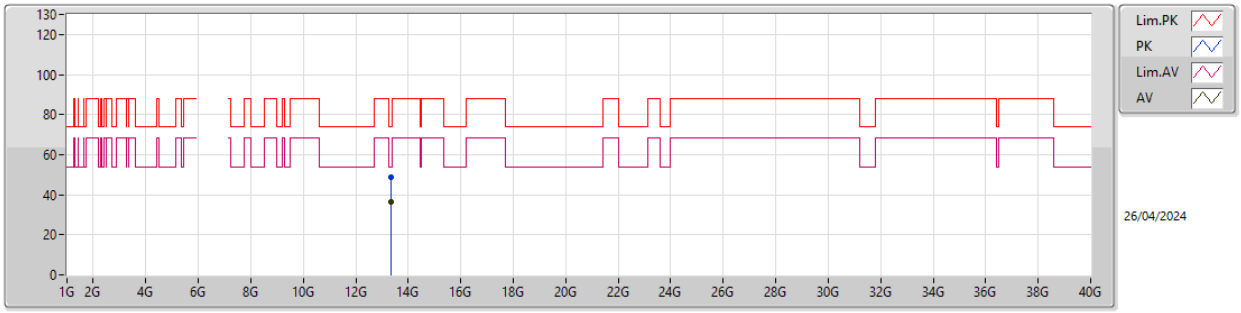

EUT Y_1TX
SET 25

Type	Freq	Level	Limit	Margin	Raw	Dist	Condition	Azimuth	Height	Comment	AF	CL	PA
	(Hz)	(dBuV/m)	(dBuV/m)	(dB)	(dBuV)	(m)		(°)	(m)		(dB)	(dB)	(dB)
PK	13.33084G	48.70	74.00	-25.30	62.07	3	Horizontal	318	1.80	25	39.59	11.63	64.59
AV	13.33268G	36.29	54.00	-17.71	49.64	3	Horizontal	318	1.80	25	39.60	11.63	64.58

6.525-6.875GHz_802.11be EHT40_Nss1,(MCS0)_1TX

6685MHz_TX

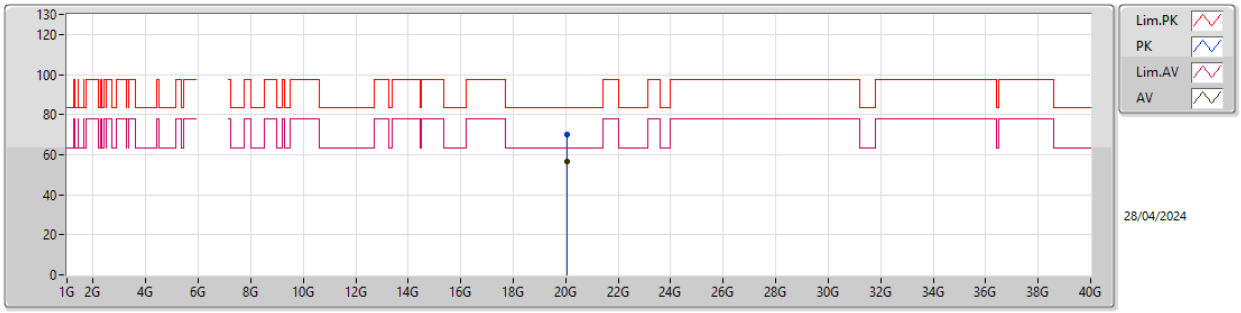

EUT Y_1TX
SET 25

Type	Freq	Level	Limit	Margin	Raw	Dist	Condition	Azimuth	Height	Comment	AF	CL	PA
	(Hz)	(dBuV/m)	(dBuV/m)	(dB)	(dBuV)	(m)		(°)	(m)		(dB)	(dB)	(dB)
PK	20.04325G	70.24	83.54	-13.30	66.56	1	Vertical	20	1.80	25	37.71	15.23	49.26
AV	20.05021G	56.85	63.54	-6.69	53.17	1	Vertical	20	1.80	25	37.70	15.24	49.26

6.525-6.875GHz_802.11be EHT40_Nss1,(MCS0)_1TX

6685MHz_TX

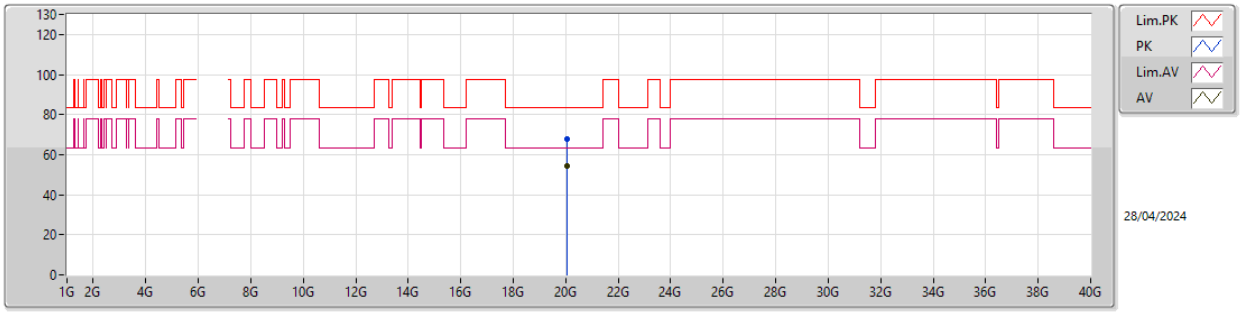

EUT Y_1TX
SET 25

Type	Freq	Level	Limit	Margin	Raw	Dist	Condition	Azimuth	Height	Comment	AF	CL	PA
	(Hz)	(dBuV/m)	(dBuV/m)	(dB)	(dBuV)	(m)		(°)	(m)		(dB)	(dB)	(dB)
PK	20.05572G	67.64	83.54	-15.90	63.94	1	Horizontal	20	1.80	25	37.72	15.24	49.26
AV	20.04901G	54.47	63.54	-9.07	50.79	1	Horizontal	20	1.80	25	37.70	15.24	49.26

6.525-6.875GHz_802.11be EHT40_Nss1,(MCS0)_1TX

6845MHz_TX

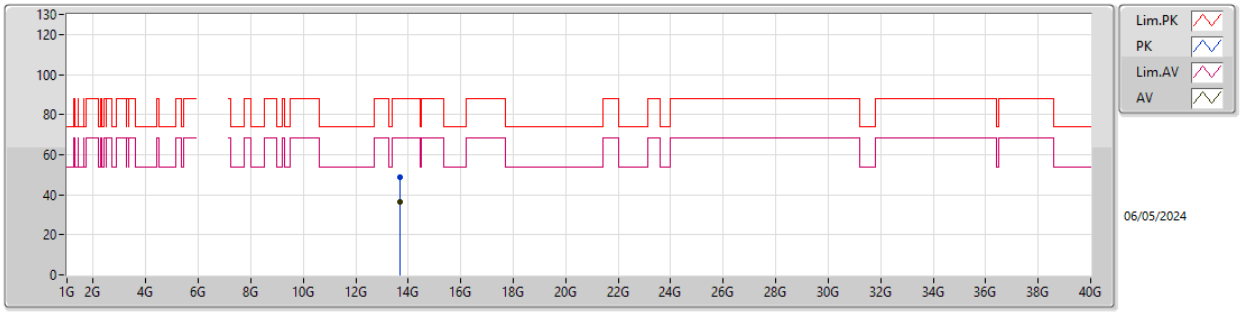

EUT Y_1TX
SET 25

Type	Freq	Level	Limit	Margin	Raw	Dist	Condition	Azimuth	Height	Comment	AF	CL	PA
	(Hz)	(dBuV/m)	(dBuV/m)	(dB)	(dBuV)	(m)		(°)	(m)		(dB)	(dB)	(dB)
PK	13.67715G	48.82	88.20	-39.38	61.29	3	Vertical	36	2.88	25	40.10	11.76	64.33
RMS	13.7013G	36.15	68.20	-32.05	48.62	3	Vertical	36	2.88	25	40.10	11.77	64.34

6.525-6.875GHz_802.11be EHT40_Nss1,(MCS0)_1TX

6845MHz_TX

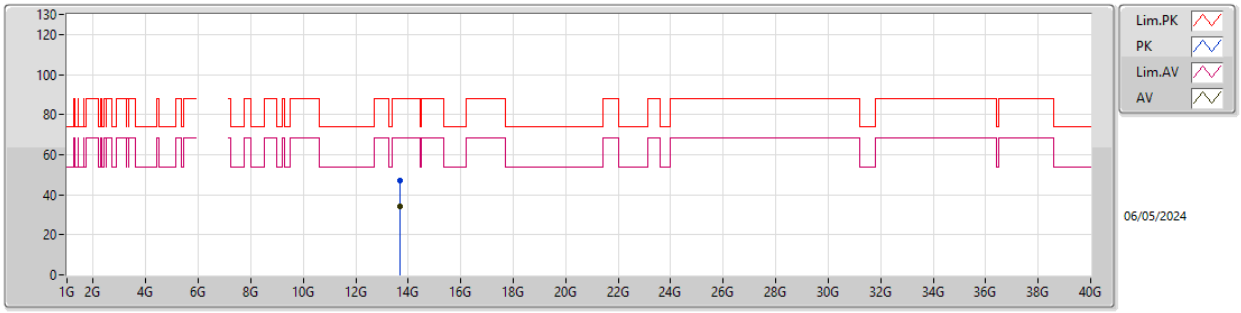

EUT Y_1TX
SET 25

Type	Freq	Level	Limit	Margin	Raw	Dist	Condition	Azimuth	Height	Comment	AF	CL	PA
	(Hz)	(dBuV/m)	(dBuV/m)	(dB)	(dBuV)	(m)		(°)	(m)		(dB)	(dB)	(dB)
PK	13.70545G	47.13	88.20	-41.07	59.59	3	Horizontal	87	1.89	25	40.11	11.77	64.34
RMS	13.7054G	34.12	68.20	-34.08	46.58	3	Horizontal	87	1.89	25	40.11	11.77	64.34

6.525-6.875GHz_802.11be EHT40_Nss1,(MCS0)_1TX

6845MHz_TX

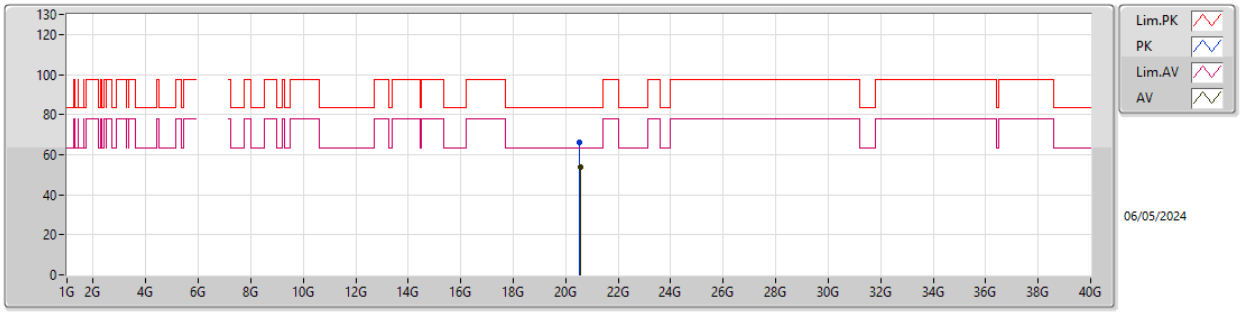

EUT Y_1TX
SET 25

Type	Freq	Level	Limit	Margin	Raw	Dist	Condition	Azimuth	Height	Comment	AF	CL	PA
	(Hz)	(dBuV/m)	(dBuV/m)	(dB)	(dBuV)	(m)		(°)	(m)		(dB)	(dB)	(dB)
PK	20.53845G	66.35	83.54	-17.19	62.01	1	Vertical	185	2.77	25	37.83	15.63	49.12
AV	20.5585G	53.83	63.54	-9.71	49.37	1	Vertical	185	2.77	25	37.92	15.65	49.11

6.525-6.875GHz_802.11be EHT40_Nss1,(MCS0)_1TX

6845MHz_TX

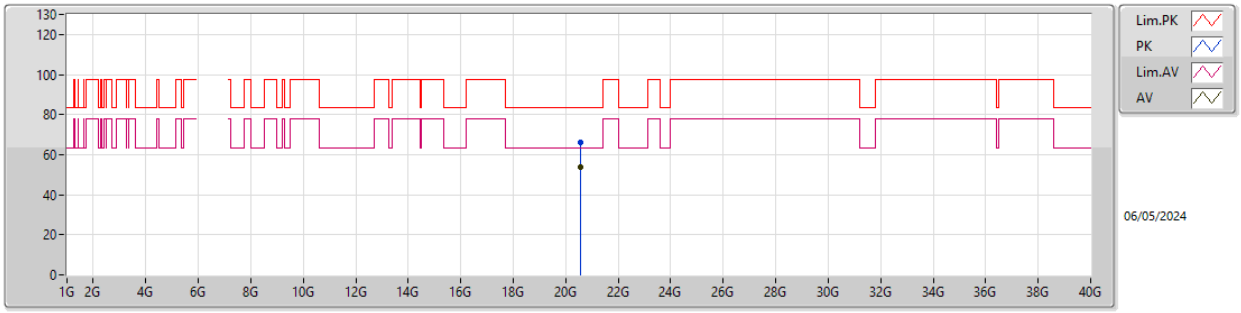

EUT Y_1TX
SET 25

Type	Freq	Level	Limit	Margin	Raw	Dist	Condition	Azimuth	Height	Comment	AF	CL	PA
	(Hz)	(dBuV/m)	(dBuV/m)	(dB)	(dBuV)	(m)		(°)	(m)		(dB)	(dB)	(dB)
PK	20.5469G	66.12	83.54	-17.42	61.72	1	Horizontal	102	1.56	25	37.88	15.64	49.12
AV	20.55265G	53.78	63.54	-9.76	49.34	1	Horizontal	102	1.56	25	37.91	15.64	49.11

5.925-6.425GHz_802.11be EHT80_Nss1,(MCS0)_1TX

5985MHz_TX

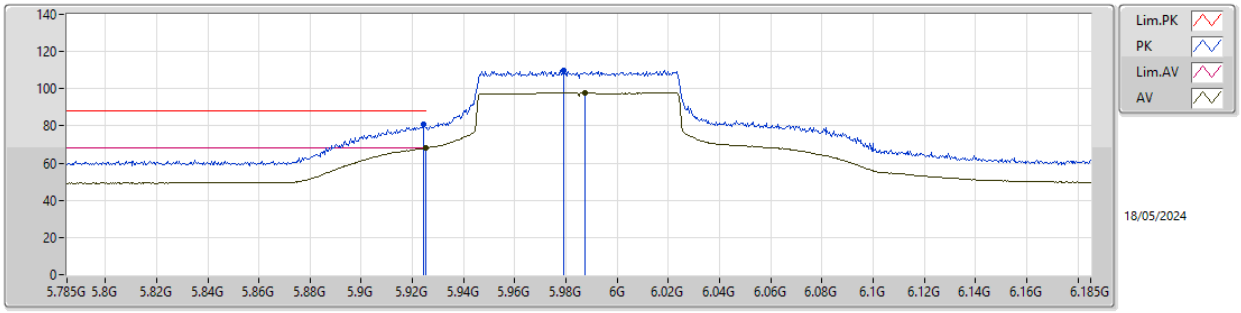

EUT Y_1TX
SET 21.5
25\17\21\23\22\21.5
-15.06\17.20\2.91\-7.67\-2.23\0.10

Type	Freq	Level	Limit	Margin	Raw	Dist	Condition	Azimuth	Height	Comment	AF	CL	PA
	(Hz)	(dBuV/m)	(dBuV/m)	(dB)	(dBuV)	(m)		(°)	(m)		(dB)	(dB)	(dB)
PK	5.9242G	81.06	88.20	-7.14	73.99	3	Vertical	57	1.80	21.5	32.40	7.64	32.97
RMS	5.925G	68.10	68.20	-0.10	61.03	3	Vertical	57	1.80	21.5	32.40	7.64	32.97
PK	5.979G	109.88	Inf	-Inf	102.74	3	Vertical	57	1.80	21.5	32.46	7.67	32.99
RMS	5.9874G	97.76	Inf	-Inf	90.62	3	Vertical	57	1.80	21.5	32.47	7.67	33.00

5.925-6.425GHz_802.11be EHT80_Nss1,(MCS0)_1TX

5985MHz_TX

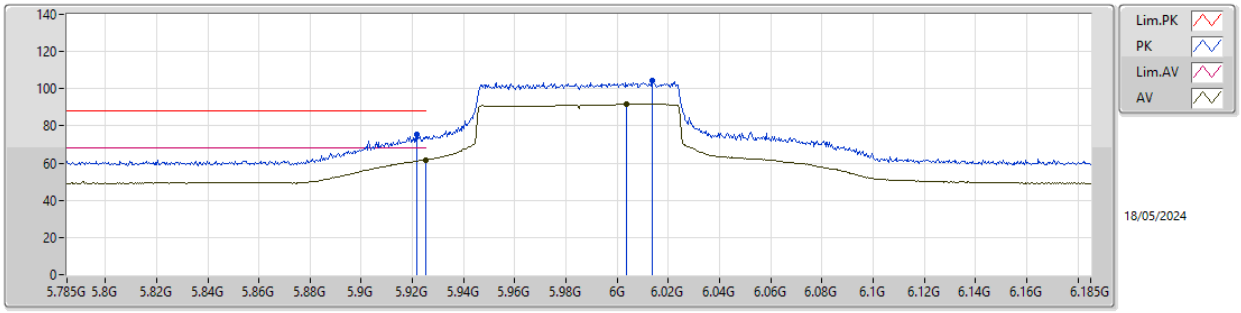

EUT Y_1TX
SET 21.5

Type	Freq	Level	Limit	Margin	Raw	Dist	Condition	Azimuth	Height	Comment	AF	CL	PA
	(Hz)	(dBuV/m)	(dBuV/m)	(dB)	(dBuV)	(m)		(°)	(m)		(dB)	(dB)	(dB)
PK	5.9218G	75.34	88.20	-12.86	68.27	3	Horizontal	297	2.95	21.5	32.40	7.64	32.97
RMS	5.925G	61.66	68.20	-6.54	54.59	3	Horizontal	297	2.95	21.5	32.40	7.64	32.97
PK	6.0138G	104.34	Inf	-Inf	97.13	3	Horizontal	297	2.95	21.5	32.53	7.68	33.00
RMS	6.0038G	91.64	Inf	-Inf	84.45	3	Horizontal	297	2.95	21.5	32.51	7.68	33.00

5.925-6.425GHz_802.11be EHT80_Nss1,(MCS0)_1TX

5985MHz_TX

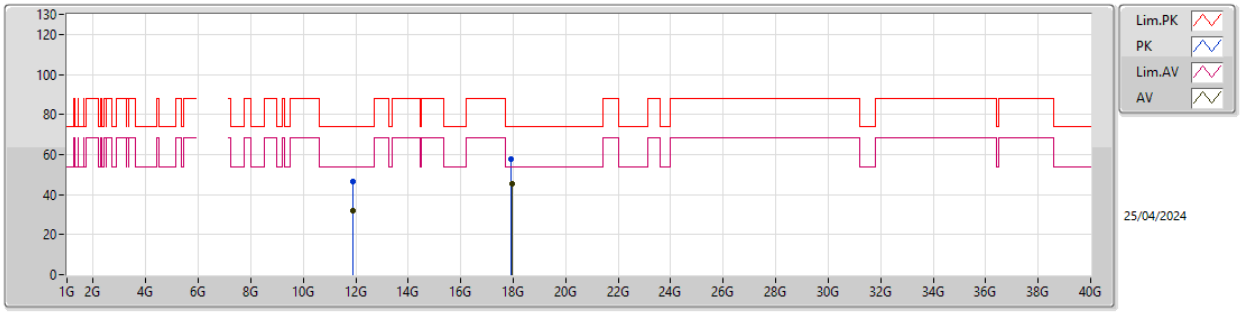

EUT Y_1TX
SET 25

Type	Freq	Level	Limit	Margin	Raw	Dist	Condition	Azimuth	Height	Comment	AF	CL	PA
	(Hz)	(dBuV/m)	(dBuV/m)	(dB)	(dBuV)	(m)		(°)	(m)		(dB)	(dB)	(dB)
PK	11.90271G	46.59	74.00	-27.41	62.41	3	Vertical	238	1.80	25	38.91	11.07	65.80
AV	11.91022G	32.05	54.00	-21.95	47.86	3	Vertical	238	1.80	25	38.92	11.07	65.80
PK	17.90945G	57.45	74.00	-16.55	59.38	3	Vertical	11	1.80	25	47.11	13.42	62.46
AV	17.97594G	45.55	54.00	-8.45	45.61	3	Vertical	11	1.80	25	48.83	13.44	62.33

5.925-6.425GHz_802.11be EHT80_Nss1,(MCS0)_1TX

5985MHz_TX

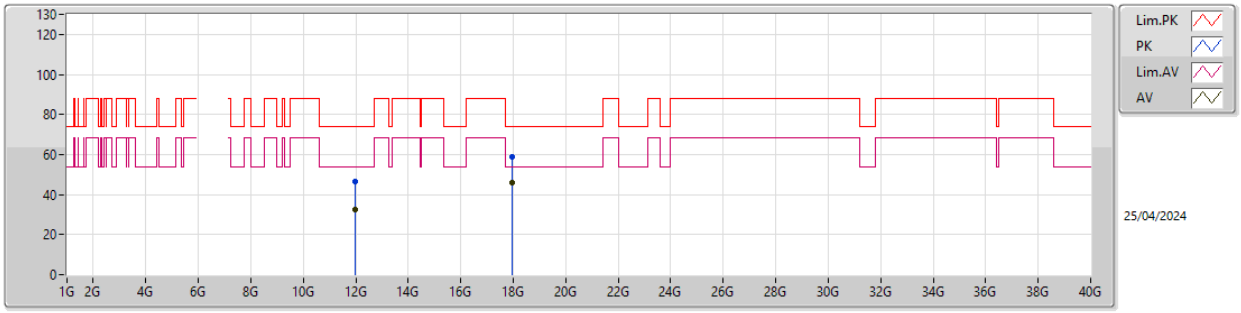

EUT Y_1TX
SET 25

Type	Freq	Level	Limit	Margin	Raw	Dist	Condition	Azimuth	Height	Comment	AF	CL	PA
	(Hz)	(dBuV/m)	(dBuV/m)	(dB)	(dBuV)	(m)		(°)	(m)		(dB)	(dB)	(dB)
PK	11.99126G	46.63	74.00	-27.37	62.18	3	Horizontal	286	1.80	25	39.08	11.12	65.75
AV	11.9716G	32.29	54.00	-21.71	47.91	3	Horizontal	286	1.80	25	39.04	11.10	65.76
PK	17.94893G	58.87	74.00	-15.13	59.84	3	Horizontal	11	1.80	25	47.98	13.43	62.38
AV	17.97546G	46.19	54.00	-7.81	46.27	3	Horizontal	11	1.80	25	48.81	13.44	62.33

5.925-6.425GHz_802.11be EHT80_Nss1,(MCS0)_1TX

5985MHz_TX

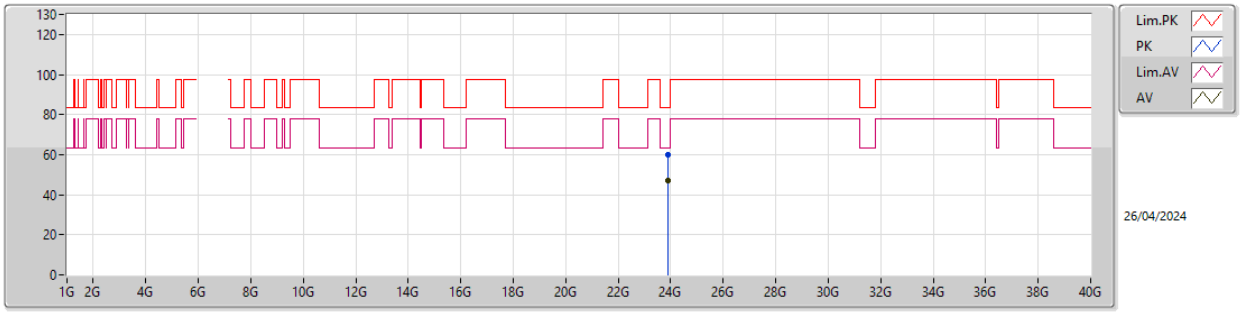

EUT Y_1TX
SET 25

Type	Freq	Level	Limit	Margin	Raw	Dist	Condition	Azimuth	Height	Comment	AF	CL	PA
	(Hz)	(dBuV/m)	(dBuV/m)	(dB)	(dBuV)	(m)		(°)	(m)		(dB)	(dB)	(dB)
PK	23.90388G	59.89	83.54	-23.65	50.85	1	Vertical	360	1.75	25	38.81	17.37	47.14
AV	23.9173G	47.19	63.54	-16.35	38.11	1	Vertical	360	1.75	25	38.83	17.38	47.13

5.925-6.425GHz_802.11be EHT80_Nss1,(MCS0)_1TX

5985MHz_TX

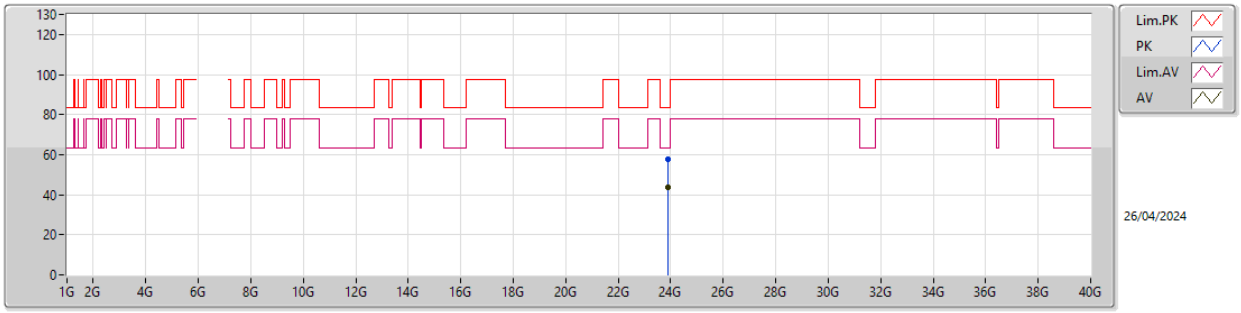

EUT Y_1TX
SET 25

Type	Freq	Level	Limit	Margin	Raw	Dist	Condition	Azimuth	Height	Comment	AF	CL	PA
	(Hz)	(dBuV/m)	(dBuV/m)	(dB)	(dBuV)	(m)		(°)	(m)		(dB)	(dB)	(dB)
PK	23.90819G	57.44	83.54	-26.10	48.39	1	Horizontal	303	1.80	25	38.82	17.37	47.14
AV	23.90899G	43.58	63.54	-19.96	34.53	1	Horizontal	303	1.80	25	38.82	17.37	47.14

5.925-6.425GHz_802.11be EHT80_Nss1,(MCS0)_1TX

6225MHz_TX

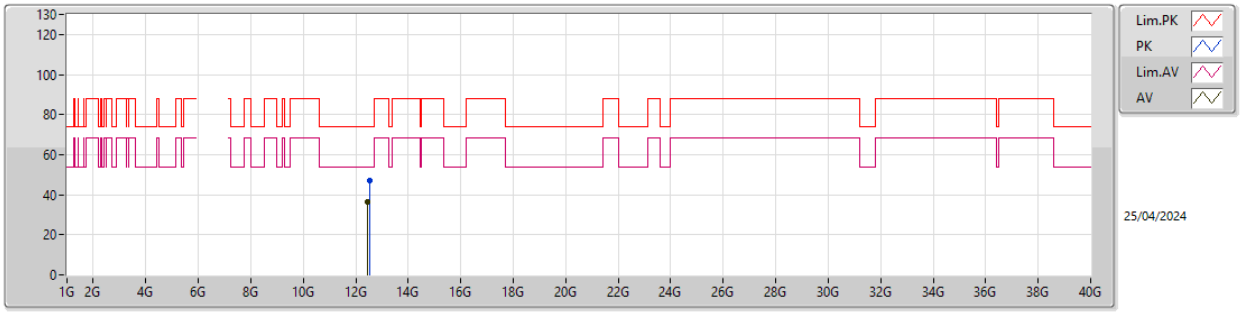

EUT Y_1TX
SET 25

Type	Freq	Level	Limit	Margin	Raw	Dist	Condition	Azimuth	Height	Comment	AF	CL	PA
	(Hz)	(dBuV/m)	(dBuV/m)	(dB)	(dBuV)	(m)		(°)	(m)		(dB)	(dB)	(dB)
PK	12.52944G	47.10	74.00	-26.90	62.57	3	Vertical	352	1.80	25	38.50	11.32	65.29
AV	12.45G	36.22	54.00	-17.78	51.77	3	Vertical	352	1.80	25	38.50	11.29	65.34

5.925-6.425GHz_802.11be EHT80_Nss1,(MCS0)_1TX

6225MHz_TX

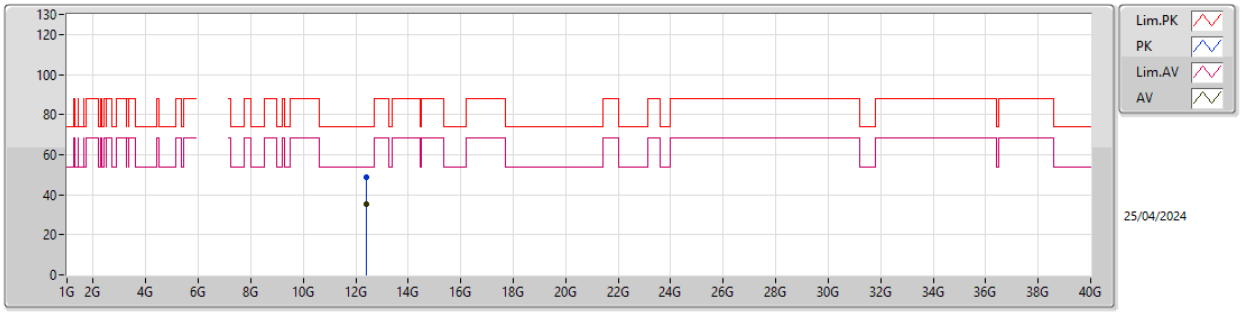

EUT Y_1TX
SET 25

Type	Freq	Level	Limit	Margin	Raw	Dist	Condition	Azimuth	Height	Comment	AF	CL	PA
	(Hz)	(dBuV/m)	(dBuV/m)	(dB)	(dBuV)	(m)		(°)	(m)		(dB)	(dB)	(dB)
PK	12.4078G	48.49	74.00	-25.51	63.84	3	Horizontal	16	1.80	25	38.75	11.27	65.37
AV	12.40796G	35.37	54.00	-18.63	50.71	3	Horizontal	16	1.80	25	38.75	11.28	65.37

5.925-6.425GHz_802.11be EHT80_Nss1,(MCS0)_1TX

6225MHz_TX

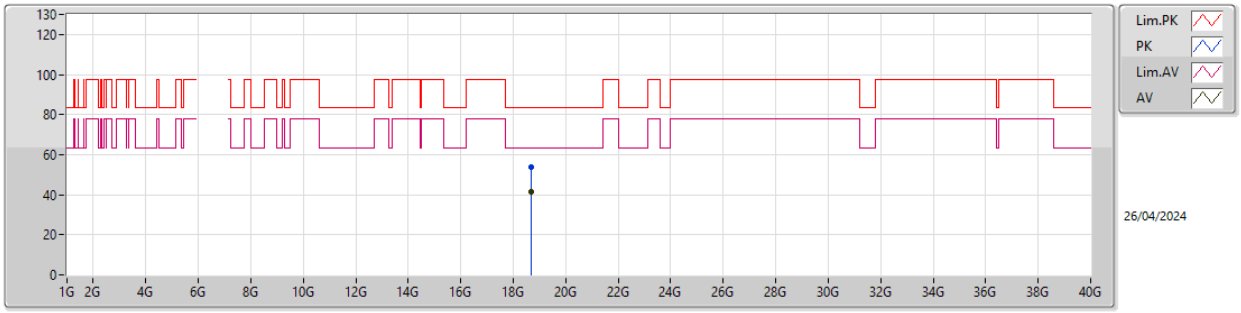

EUT Y_1TX
SET 25

Type	Freq	Level	Limit	Margin	Raw	Dist	Condition	Azimuth	Height	Comment	AF	CL	PA
	(Hz)	(dBuV/m)	(dBuV/m)	(dB)	(dBuV)	(m)		(°)	(m)		(dB)	(dB)	(dB)
PK	18.66829G	53.86	83.54	-29.68	50.43	1	Vertical	6	1.80	25	37.73	15.27	49.57
AV	18.66509G	41.60	63.54	-21.94	38.16	1	Vertical	6	1.80	25	37.74	15.27	49.57

5.925-6.425GHz_802.11be EHT80_Nss1,(MCS0)_1TX

6225MHz_TX

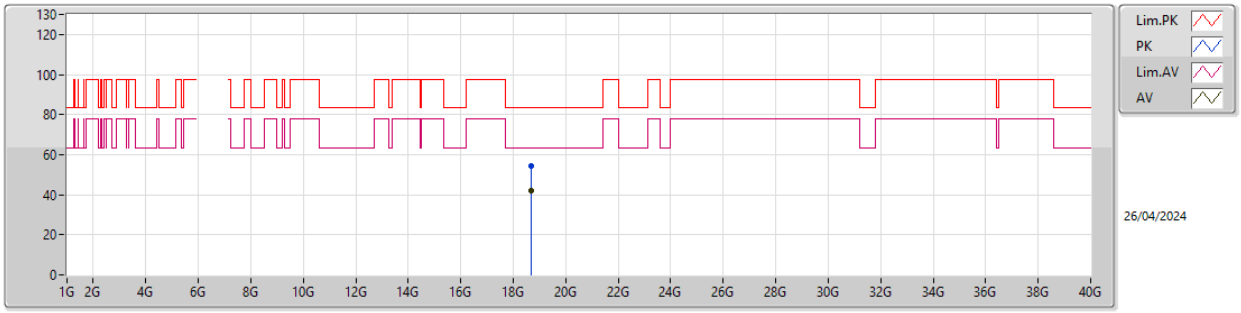

EUT Y_1TX
SET 25

Type	Freq	Level	Limit	Margin	Raw	Dist	Condition	Azimuth	Height	Comment	AF	CL	PA
	(Hz)	(dBuV/m)	(dBuV/m)	(dB)	(dBuV)	(m)		(°)	(m)		(dB)	(dB)	(dB)
PK	18.66829G	54.44	83.54	-29.10	51.01	1	Horizontal	12	1.88	25	37.73	15.27	49.57
AV	18.66445G	42.17	63.54	-21.37	38.73	1	Horizontal	12	1.88	25	37.74	15.27	49.57

5.925-6.425GHz_802.11be EHT80_Nss1,(MCS0)_1TX

6385MHz_TX

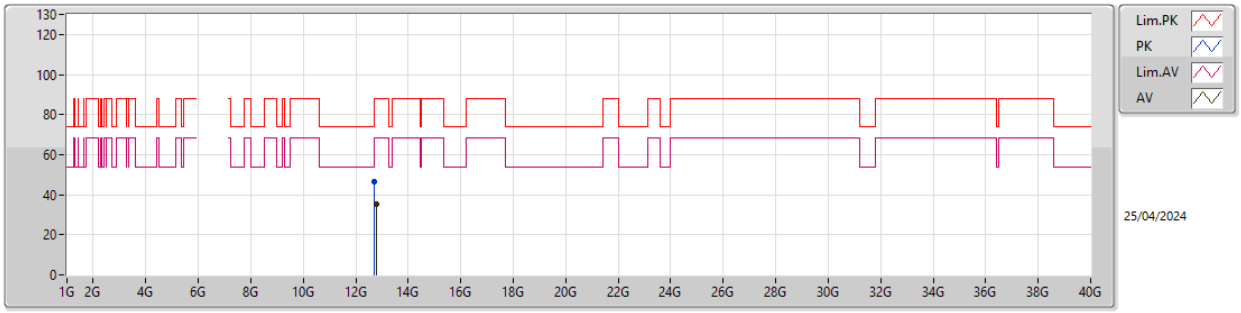

EUT Y_1TX
SET 25

Type	Freq	Level	Limit	Margin	Raw	Dist	Condition	Azimuth	Height	Comment	AF	CL	PA
	(Hz)	(dBuV/m)	(dBuV/m)	(dB)	(dBuV)	(m)		(°)	(m)		(dB)	(dB)	(dB)
PK	12.70686G	46.52	88.20	-41.68	61.59	3	Vertical	360	1.80	25	38.81	11.39	65.27
AV	12.76984G	35.18	68.20	-33.02	50.01	3	Vertical	360	1.80	25	39.02	11.41	65.26

5.925-6.425GHz_802.11be EHT80_Nss1,(MCS0)_1TX

6385MHz_TX

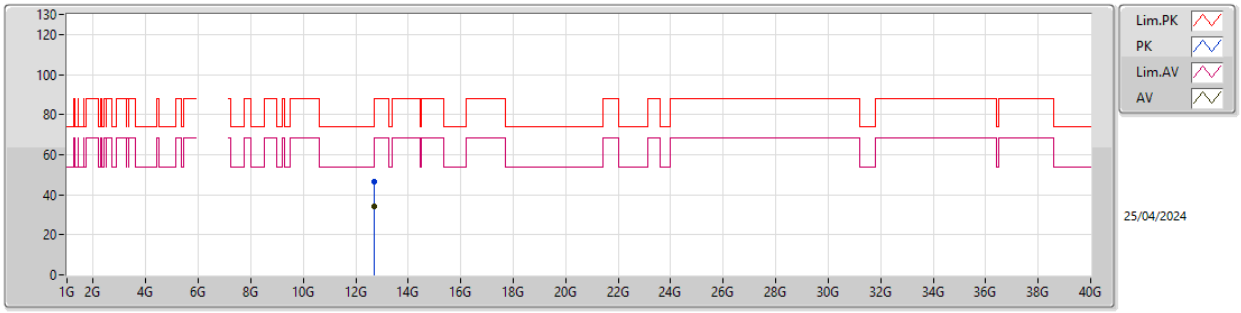

EUT Y_1TX
SET 25

Type	Freq	Level	Limit	Margin	Raw	Dist	Condition	Azimuth	Height	Comment	AF	CL	PA
	(Hz)	(dBuV/m)	(dBuV/m)	(dB)	(dBuV)	(m)		(°)	(m)		(dB)	(dB)	(dB)
PK	12.69088G	46.26	74.00	-27.74	61.35	3	Horizontal	12	1.80	25	38.80	11.38	65.27
AV	12.69008G	34.00	54.00	-20.00	49.09	3	Horizontal	12	1.80	25	38.80	11.38	65.27

5.925-6.425GHz_802.11be EHT80_Nss1,(MCS0)_1TX

6385MHz_TX

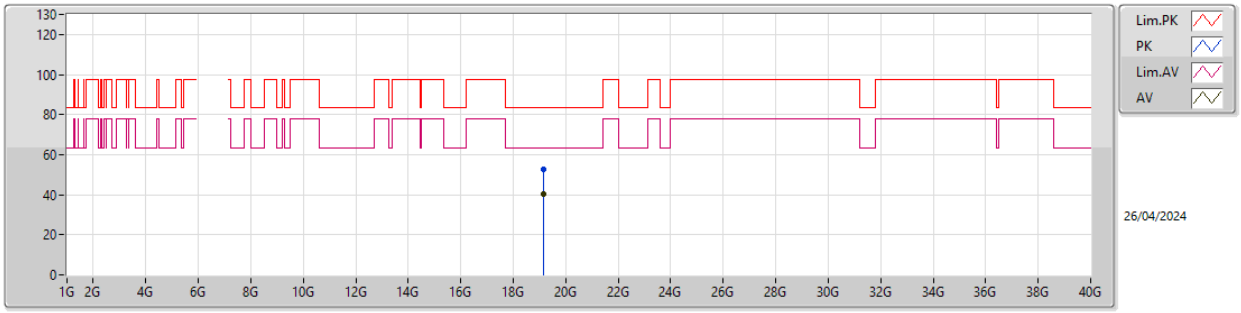

EUT Y_1TX
SET 25

Type	Freq	Level	Limit	Margin	Raw	Dist	Condition	Azimuth	Height	Comment	AF	CL	PA
	(Hz)	(dBuV/m)	(dBuV/m)	(dB)	(dBuV)	(m)		(°)	(m)		(dB)	(dB)	(dB)
PK	19.1721G	52.70	83.54	-30.84	49.09	1	Vertical	10	1.80	25	37.83	15.24	49.46
AV	19.14941G	40.39	63.54	-23.15	36.89	1	Vertical	10	1.80	25	37.70	15.24	49.44

5.925-6.425GHz_802.11be EHT80_Nss1,(MCS0)_1TX

6385MHz_TX

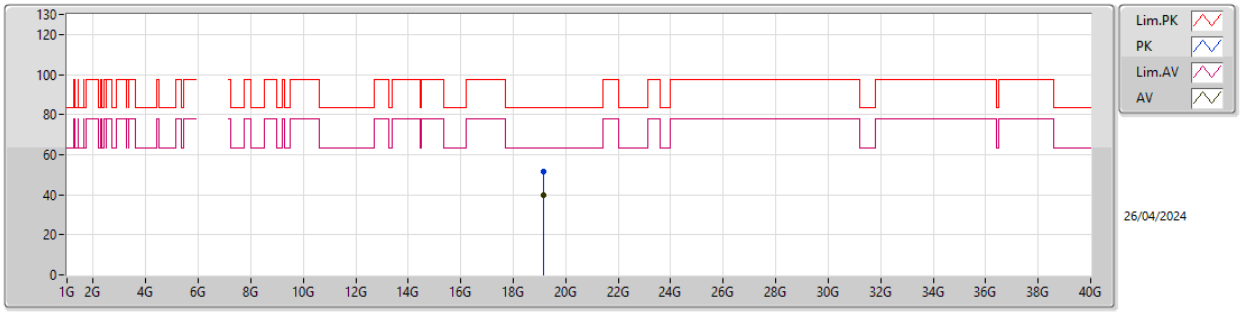

EUT Y_1TX
SET 25

Type	Freq	Level	Limit	Margin	Raw	Dist	Condition	Azimuth	Height	Comment	AF	CL	PA
	(Hz)	(dBuV/m)	(dBuV/m)	(dB)	(dBuV)	(m)		(°)	(m)		(dB)	(dB)	(dB)
PK	19.16011G	51.77	83.54	-31.77	48.22	1	Horizontal	34	1.80	25	37.76	15.24	49.45
AV	19.15388G	40.06	63.54	-23.48	36.54	1	Horizontal	34	1.80	25	37.72	15.24	49.44

6.525-6.875GHz_802.11be EHT80_Nss1,(MCS0)_1TX

6625MHz_TX

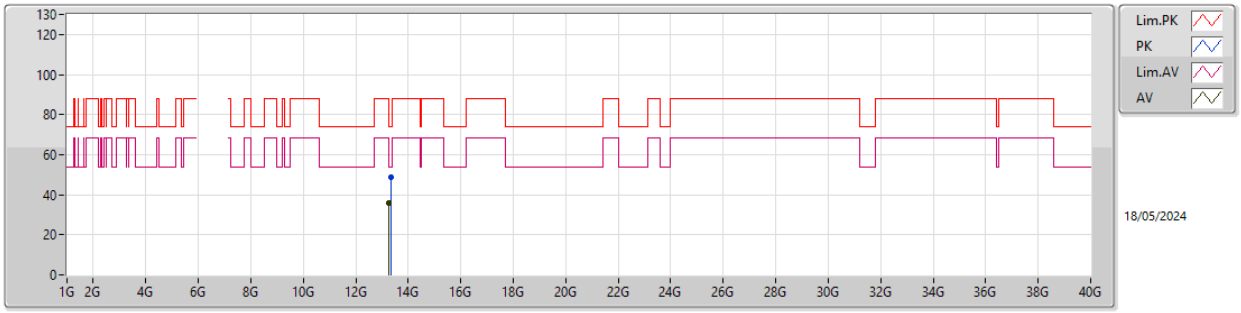

EUT Y_1TX
SET 25

Type	Freq	Level	Limit	Margin	Raw	Dist	Condition	Azimuth	Height	Comment	AF	CL	PA
	(Hz)	(dBuV/m)	(dBuV/m)	(dB)	(dBuV)	(m)		(°)	(m)		(dB)	(dB)	(dB)
PK	13.3288G	48.57	74.00	-25.43	61.97	3	Vertical	254	1.80	25	39.57	11.62	64.59
AV	13.27541G	35.88	54.00	-18.12	49.68	3	Vertical	254	1.80	25	39.30	11.60	64.70

6.525-6.875GHz_802.11be EHT80_Nss1,(MCS0)_1TX

6625MHz_TX

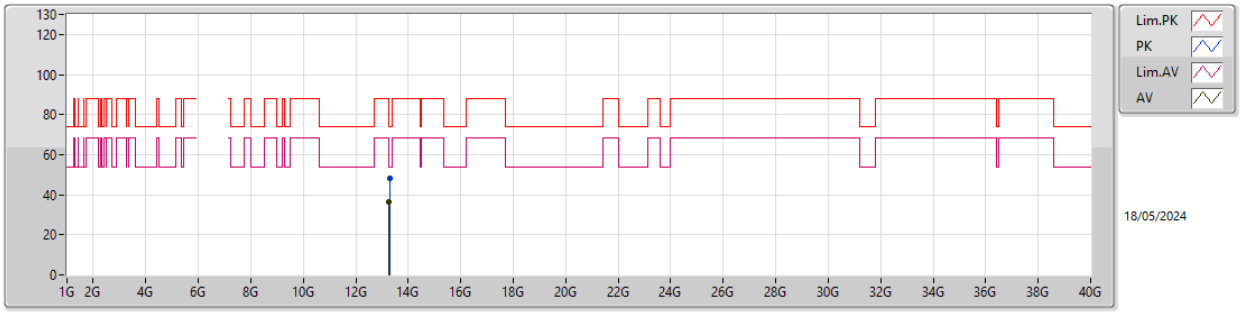

EUT Y_1TX
SET 25

Type	Freq	Level	Limit	Margin	Raw	Dist	Condition	Azimuth	Height	Comment	AF	CL	PA
	(Hz)	(dBuV/m)	(dBuV/m)	(dB)	(dBuV)	(m)		(°)	(m)		(dB)	(dB)	(dB)
PK	13.30131G	48.11	74.00	-25.89	61.74	3	Horizontal	145	1.80	25	39.41	11.61	64.65
AV	13.27382G	36.47	54.00	-17.53	50.27	3	Horizontal	145	1.80	25	39.30	11.60	64.70

6.525-6.875GHz_802.11be EHT80_Nss1,(MCS0)_1TX

6625MHz_TX

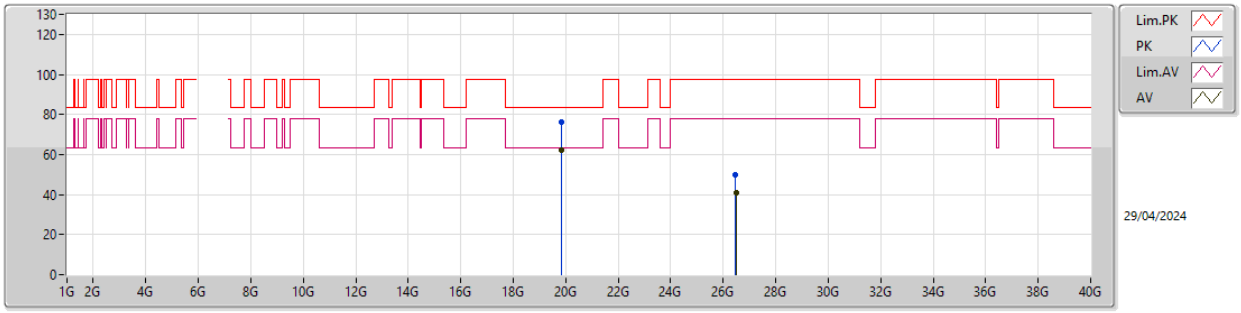

EUT Y_1TX
SET 23

Type	Freq	Level	Limit	Margin	Raw	Dist	Condition	Azimuth	Height	Comment	AF	CL	PA
	(Hz)	(dBuV/m)	(dBuV/m)	(dB)	(dBuV)	(m)		(°)	(m)		(dB)	(dB)	(dB)
PK	19.85022G	76.18	83.54	-7.36	72.76	1	Vertical	17	1.89	23	37.60	15.21	49.39
AV	19.85806G	62.46	63.54	-1.08	58.99	1	Vertical	17	1.89	23	37.65	15.21	49.39
PK	26.46068G	49.61	97.74	-48.13	37.85	1	Vertical	3	2.01	23	39.70	17.98	45.92
AV	26.49984G	41.02	77.74	-36.72	29.21	1	Vertical	3	2.01	23	39.70	18.00	45.89

6.525-6.875GHz_802.11be EHT80_Nss1,(MCS0)_1TX

6625MHz_TX

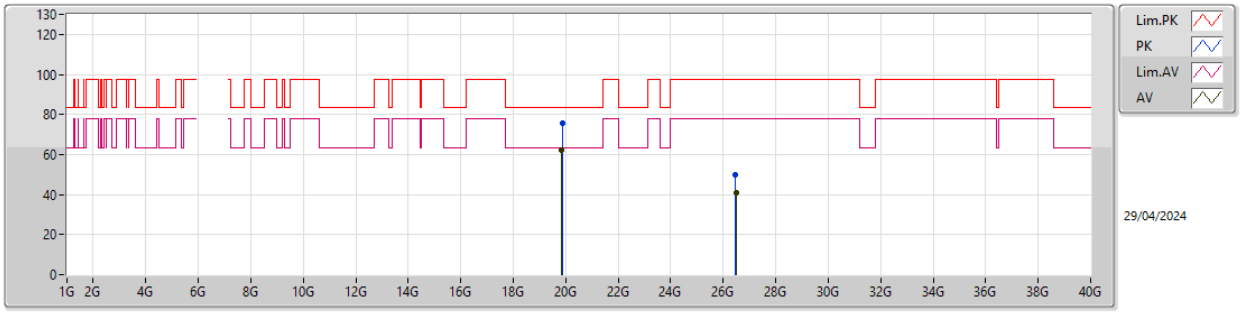

EUT Y_1TX
SET 24.5

Type	Freq	Level	Limit	Margin	Raw	Dist	Condition	Azimuth	Height	Comment	AF	CL	PA
	(Hz)	(dBuV/m)	(dBuV/m)	(dB)	(dBuV)	(m)		(°)	(m)		(dB)	(dB)	(dB)
PK	19.86381G	75.39	83.54	-8.15	71.88	1	Horizontal	350	1.83	24.5	37.68	15.21	49.38
AV	19.85902G	62.45	63.54	-1.09	58.98	1	Horizontal	350	1.83	24.5	37.65	15.21	49.39
PK	26.44374G	50.08	97.74	-47.66	38.38	1	Horizontal	56	1.56	24.5	39.66	17.97	45.93
AV	26.49968G	40.69	77.74	-37.05	28.88	1	Horizontal	56	1.56	24.5	39.70	18.00	45.89

6.525-6.875GHz_802.11be EHT80_Nss1,(MCS0)_1TX

6705MHz_TX

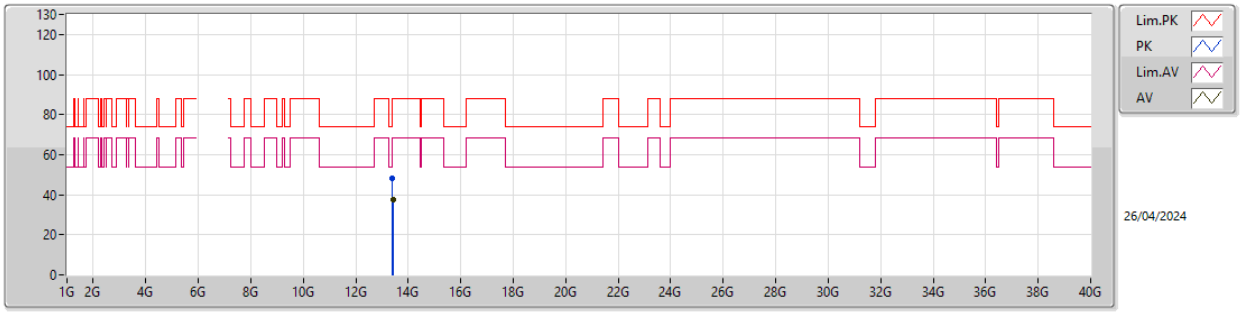

EUT Y_1TX
SET 25

Type	Freq	Level	Limit	Margin	Raw	Dist	Condition	Azimuth	Height	Comment	AF	CL	PA
	(Hz)	(dBuV/m)	(dBuV/m)	(dB)	(dBuV)	(m)		(°)	(m)		(dB)	(dB)	(dB)
PK	13.40869G	48.17	88.20	-40.03	61.12	3	Vertical	1	1.80	25	39.83	11.66	64.44
RMS	13.40984G	37.66	68.20	-30.54	50.59	3	Vertical	1	1.80	25	39.84	11.66	64.43

6.525-6.875GHz_802.11be EHT80_Nss1,(MCS0)_1TX

6705MHz_TX

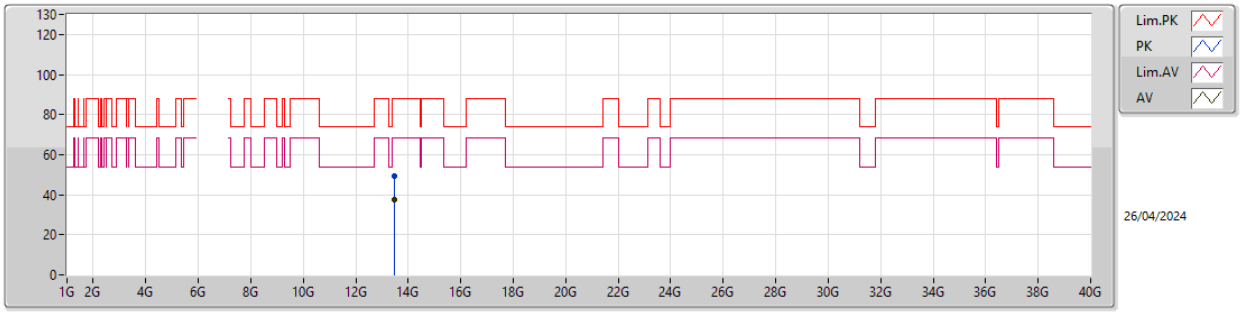

EUT Y_1TX
SET 25

Type	Freq	Level	Limit	Margin	Raw	Dist	Condition	Azimuth	Height	Comment	AF	CL	PA
	(Hz)	(dBuV/m)	(dBuV/m)	(dB)	(dBuV)	(m)		(°)	(m)		(dB)	(dB)	(dB)
PK	13.46786G	49.56	88.20	-38.64	62.16	3	Horizontal	269	1.80	25	40.04	11.68	64.32
RMS	13.47633G	37.34	68.20	-30.86	49.92	3	Horizontal	269	1.80	25	40.05	11.68	64.31

6.525-6.875GHz_802.11be EHT80_Nss1,(MCS0)_1TX

6705MHz_TX

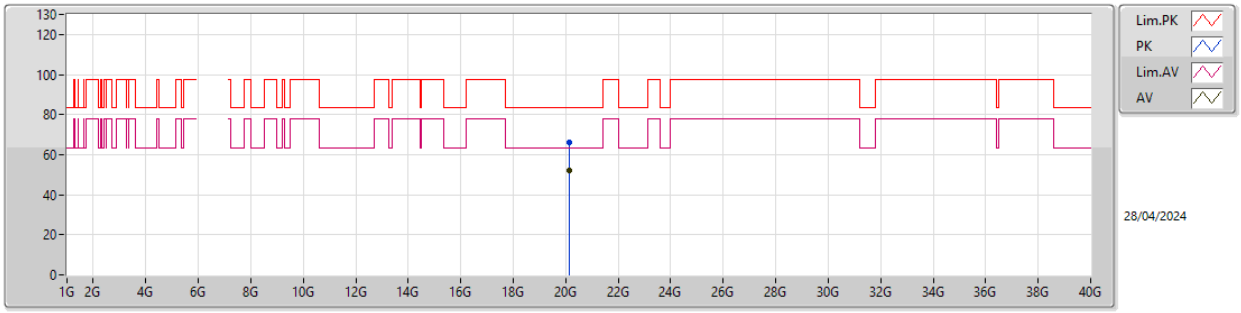

EUT Y_1TX
SET 25

Type	Freq	Level	Limit	Margin	Raw	Dist	Condition	Azimuth	Height	Comment	AF	CL	PA
	(Hz)	(dBuV/m)	(dBuV/m)	(dB)	(dBuV)	(m)		(°)	(m)		(dB)	(dB)	(dB)
PK	20.11996G	66.10	83.54	-17.44	62.26	1	Vertical	22	1.80	25	37.78	15.30	49.24
AV	20.12059G	52.31	63.54	-11.23	48.47	1	Vertical	22	1.80	25	37.78	15.30	49.24

6.525-6.875GHz_802.11be EHT80_Nss1,(MCS0)_1TX

6705MHz_TX

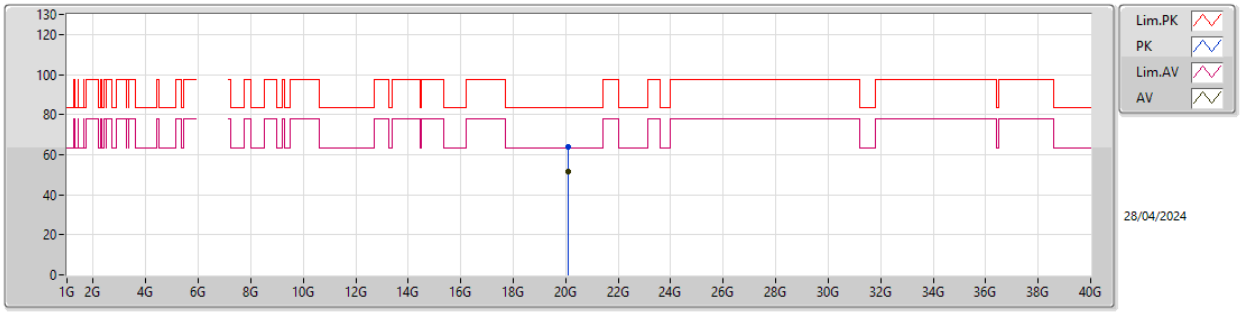

EUT Y_1TX
SET 25

Type	Freq	Level	Limit	Margin	Raw	Dist	Condition	Azimuth	Height	Comment	AF	CL	PA
	(Hz)	(dBuV/m)	(dBuV/m)	(dB)	(dBuV)	(m)		(°)	(m)		(dB)	(dB)	(dB)
PK	20.076G	63.99	83.54	-19.55	60.18	1	Horizontal	19	1.80	25	37.80	15.26	49.25
AV	20.08831G	51.55	63.54	-11.99	47.68	1	Horizontal	19	1.80	25	37.85	15.27	49.25

6.525-6.875GHz_802.11be EHT80_Nss1,(MCS0)_1TX

6785MHz_TX

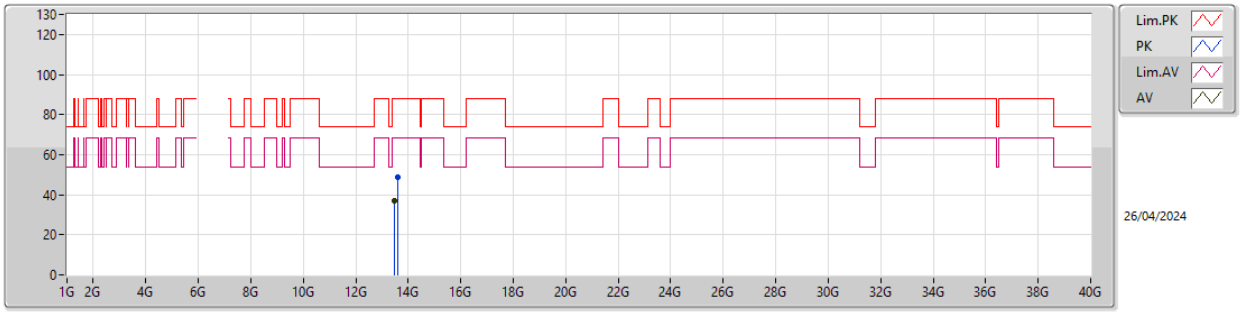

EUT Y_1TX
SET 25

Type	Freq	Level	Limit	Margin	Raw	Dist	Condition	Azimuth	Height	Comment	AF	CL	PA
	(Hz)	(dBuV/m)	(dBuV/m)	(dB)	(dBuV)	(m)		(°)	(m)		(dB)	(dB)	(dB)
PK	13.61955G	48.70	88.20	-39.50	61.17	3	Vertical	317	1.80	25	40.10	11.74	64.31
RMS	13.49008G	36.97	68.20	-31.23	49.48	3	Vertical	317	1.80	25	40.08	11.69	64.28

6.525-6.875GHz_802.11be EHT80_Nss1,(MCS0)_1TX

6785MHz_TX

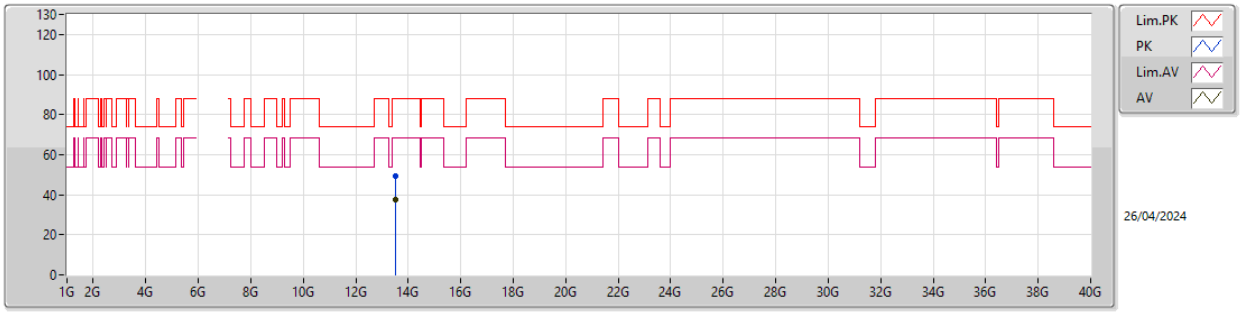

EUT Y_1TX
SET 25

Type	Freq	Level	Limit	Margin	Raw	Dist	Condition	Azimuth	Height	Comment	AF	CL	PA
	(Hz)	(dBuV/m)	(dBuV/m)	(dB)	(dBuV)	(m)		(°)	(m)		(dB)	(dB)	(dB)
PK	13.51422G	49.37	88.20	-38.83	61.78	3	Horizontal	44	1.80	25	40.16	11.70	64.27
RMS	13.50622G	37.54	68.20	-30.66	49.99	3	Horizontal	44	1.80	25	40.12	11.69	64.26

6.525-6.875GHz_802.11be EHT80_Nss1,(MCS0)_1TX

6785MHz_TX

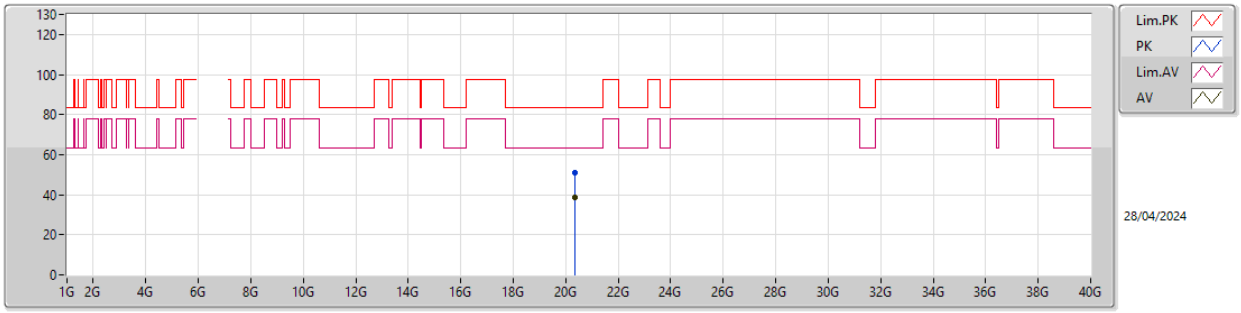

EUT Y_1TX
SET 25

Type	Freq	Level	Limit	Margin	Raw	Dist	Condition	Azimuth	Height	Comment	AF	CL	PA
	(Hz)	(dBuV/m)	(dBuV/m)	(dB)	(dBuV)	(m)		(°)	(m)		(dB)	(dB)	(dB)
PK	20.3355G	50.74	83.54	-32.80	46.32	1	Vertical	22	1.80	25	38.13	15.47	49.18
AV	20.3331G	38.52	63.54	-25.02	34.10	1	Vertical	22	1.80	25	38.13	15.47	49.18

6.525-6.875GHz_802.11be EHT80_Nss1,(MCS0)_1TX

6785MHz_TX

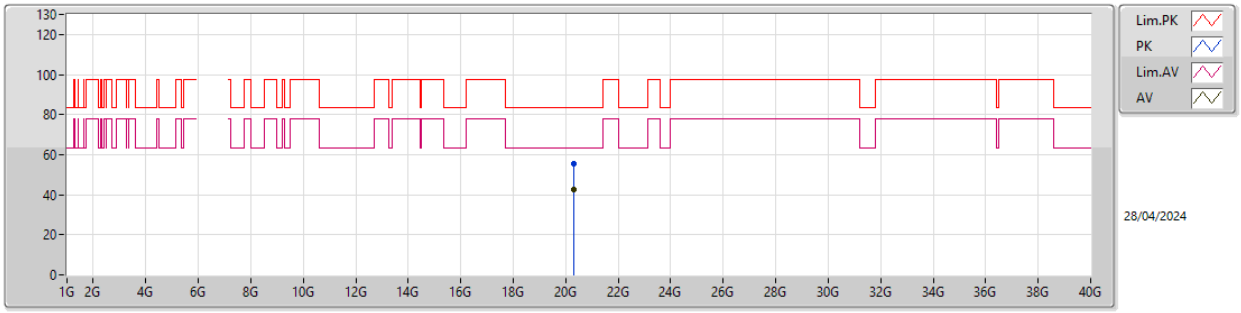

EUT Y_1TX
SET 25

Type	Freq	Level	Limit	Margin	Raw	Dist	Condition	Azimuth	Height	Comment	AF	CL	PA
	(Hz)	(dBuV/m)	(dBuV/m)	(dB)	(dBuV)	(m)		(°)	(m)		(dB)	(dB)	(dB)
PK	20.32767G	55.21	83.54	-28.33	50.79	1	Horizontal	44	1.80	25	38.14	15.46	49.18
AV	20.32079G	42.34	63.54	-21.20	37.91	1	Horizontal	44	1.80	25	38.16	15.46	49.19

5.925-6.425GHz_802.11be EHT160_Nss1,(MCS0)_1TX

6025MHz_TX

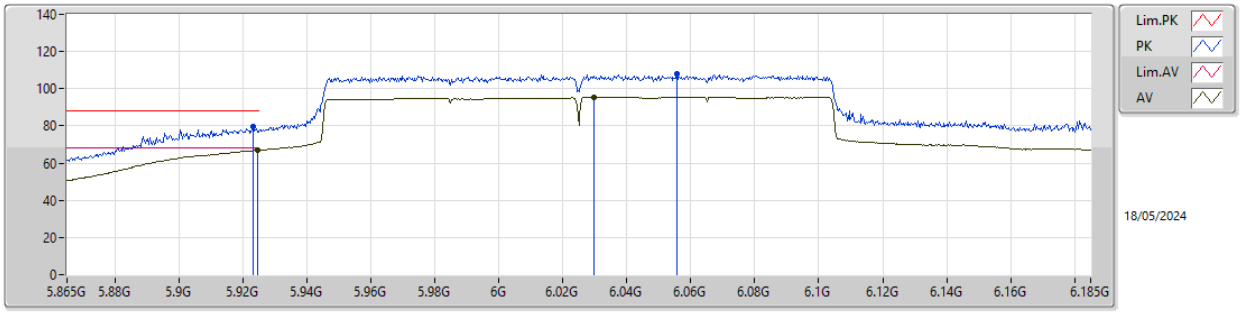

EUT Y_1TX
SET 21.5

Type	Freq	Level	Limit	Margin	Raw	Dist	Condition	Azimuth	Height	Comment	AF	CL	PA
	(Hz)	(dBuV/m)	(dBuV/m)	(dB)	(dBuV)	(m)		(°)	(m)		(dB)	(dB)	(dB)
PK	5.92324G	79.44	88.20	-8.76	72.37	3	Vertical	63	1.80	21.5	32.40	7.64	32.97
RMS	5.92452G	66.96	68.20	-1.24	59.89	3	Vertical	63	1.80	21.5	32.40	7.64	32.97
PK	6.05572G	107.92	Inf	-Inf	100.65	3	Vertical	63	1.80	21.5	32.59	7.69	33.01
RMS	6.0298G	95.42	Inf	-Inf	88.17	3	Vertical	63	1.80	21.5	32.56	7.69	33.00

5.925-6.425GHz_802.11be EHT160_Nss1,(MCS0)_1TX

6025MHz_TX

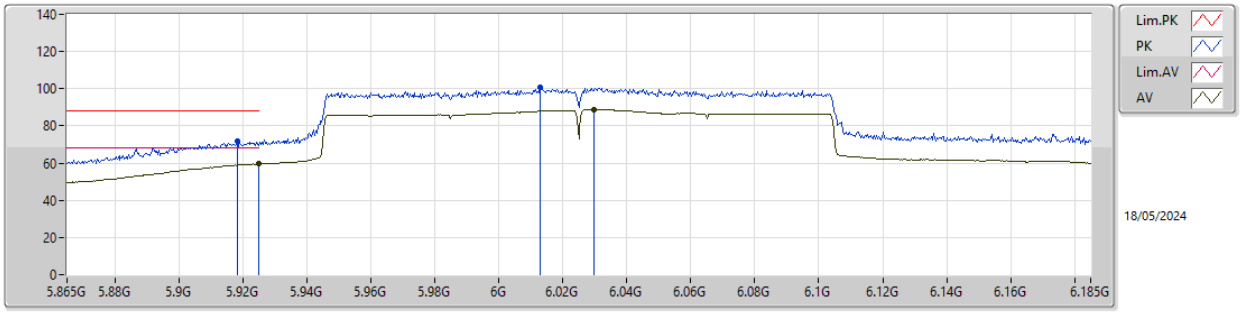

EUT Y_1TX
SET 21.5

Type	Freq	Level	Limit	Margin	Raw	Dist	Condition	Azimuth	Height	Comment	AF	CL	PA
	(Hz)	(dBuV/m)	(dBuV/m)	(dB)	(dBuV)	(m)		(°)	(m)		(dB)	(dB)	(dB)
PK	5.91812G	71.56	88.20	-16.64	64.49	3	Horizontal	292	2.89	21.5	32.40	7.64	32.97
RMS	5.92484G	59.50	68.20	-8.70	52.43	3	Horizontal	292	2.89	21.5	32.40	7.64	32.97
PK	6.01284G	101.01	Inf	-Inf	93.80	3	Horizontal	292	2.89	21.5	32.53	7.68	33.00
RMS	6.0298G	88.75	Inf	-Inf	81.50	3	Horizontal	292	2.89	21.5	32.56	7.69	33.00

5.925-6.425GHz_802.11be EHT160_Nss1,(MCS0)_1TX

6025MHz_TX

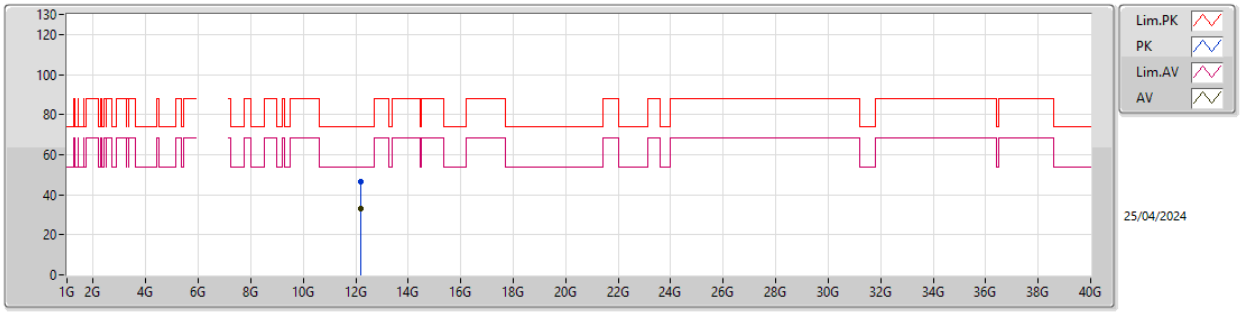

EUT Y_1TX
SET 25

Type	Freq	Level	Limit	Margin	Raw	Dist	Condition	Azimuth	Height	Comment	AF	CL	PA
	(Hz)	(dBuV/m)	(dBuV/m)	(dB)	(dBuV)	(m)		(°)	(m)		(dB)	(dB)	(dB)
PK	12.17915G	46.65	74.00	-27.35	61.86	3	Vertical	276	1.80	25	39.18	11.19	65.58
AV	12.20984G	32.84	54.00	-21.16	48.09	3	Vertical	276	1.80	25	39.10	11.20	65.55

5.925-6.425GHz_802.11be EHT160_Nss1,(MCS0)_1TX

6025MHz_TX

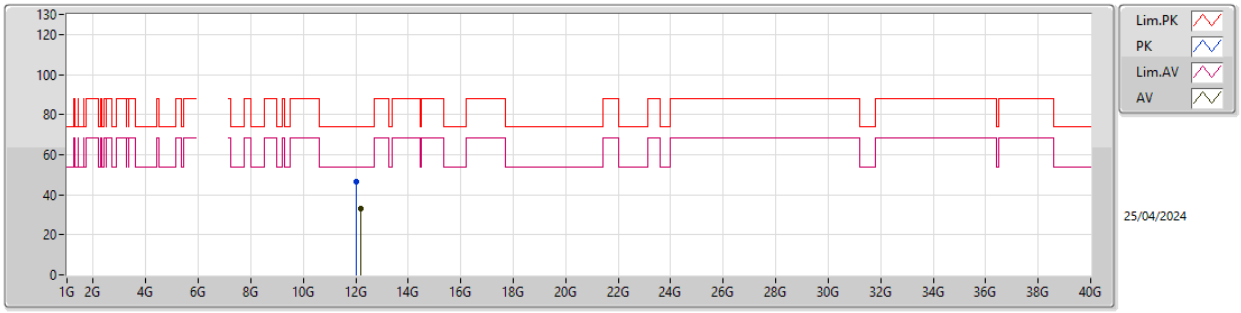

EUT Y_1TX
SET 25

Type	Freq	Level	Limit	Margin	Raw	Dist	Condition	Azimuth	Height	Comment	AF	CL	PA
	(Hz)	(dBuV/m)	(dBuV/m)	(dB)	(dBuV)	(m)		(°)	(m)		(dB)	(dB)	(dB)
PK	12.00269G	46.76	74.00	-27.24	62.27	3	Horizontal	2	1.80	25	39.11	11.12	65.74
AV	12.17851G	32.91	54.00	-21.09	48.11	3	Horizontal	2	1.80	25	39.19	11.19	65.58

5.925-6.425GHz_802.11be EHT160_Nss1,(MCS0)_1TX

6025MHz_TX

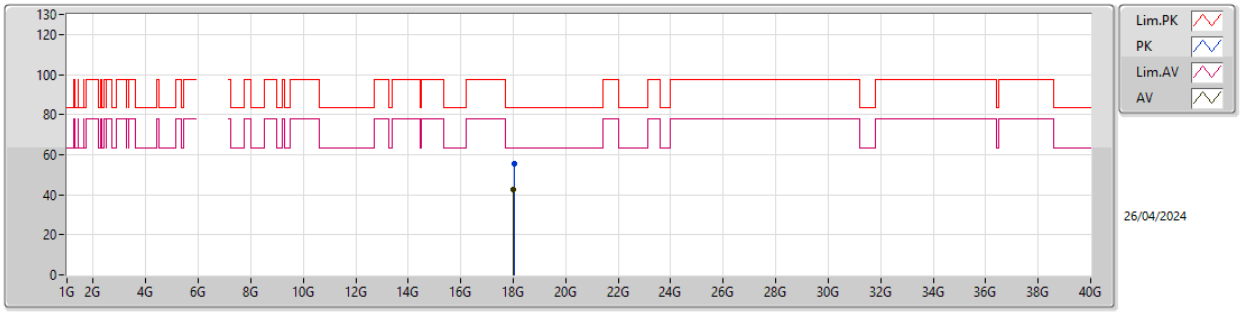

EUT Y_1TX
SET 25

Type	Freq	Level	Limit	Margin	Raw	Dist	Condition	Azimuth	Height	Comment	AF	CL	PA
	(Hz)	(dBuV/m)	(dBuV/m)	(dB)	(dBuV)	(m)		(°)	(m)		(dB)	(dB)	(dB)
PK	18.03728G	55.72	83.54	-27.82	52.43	1	Vertical	347	1.92	25	37.45	15.30	49.46
AV	18.0181G	42.75	63.54	-20.79	39.37	1	Vertical	347	1.92	25	37.53	15.30	49.45

5.925-6.425GHz_802.11be EHT160_Nss1,(MCS0)_1TX

6025MHz_TX

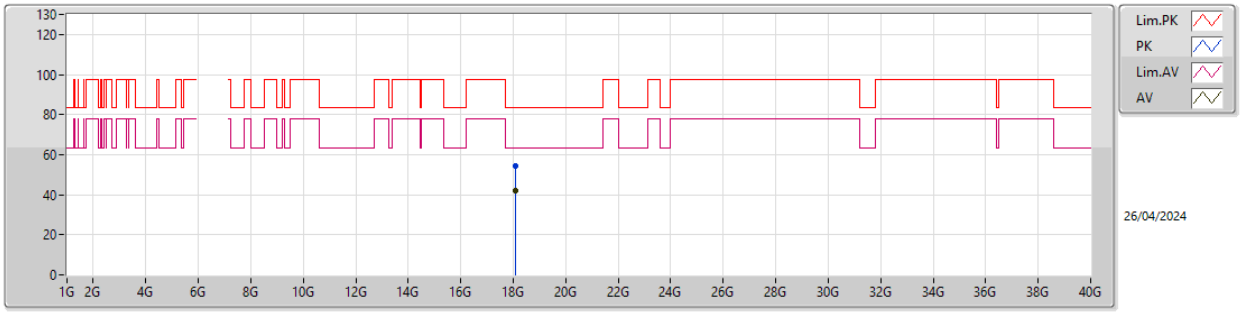

EUT Y_1TX
SET 25

Type	Freq	Level	Limit	Margin	Raw	Dist	Condition	Azimuth	Height	Comment	AF	CL	PA
	(Hz)	(dBuV/m)	(dBuV/m)	(dB)	(dBuV)	(m)		(°)	(m)		(dB)	(dB)	(dB)
PK	18.0766G	54.16	83.54	-29.38	50.83	1	Horizontal	25	1.81	25	37.51	15.30	49.48
AV	18.07308G	42.12	63.54	-21.42	38.81	1	Horizontal	25	1.81	25	37.49	15.30	49.48

5.925-6.425GHz_802.11be EHT160_Nss1,(MCS0)_1TX

6185MHz_TX

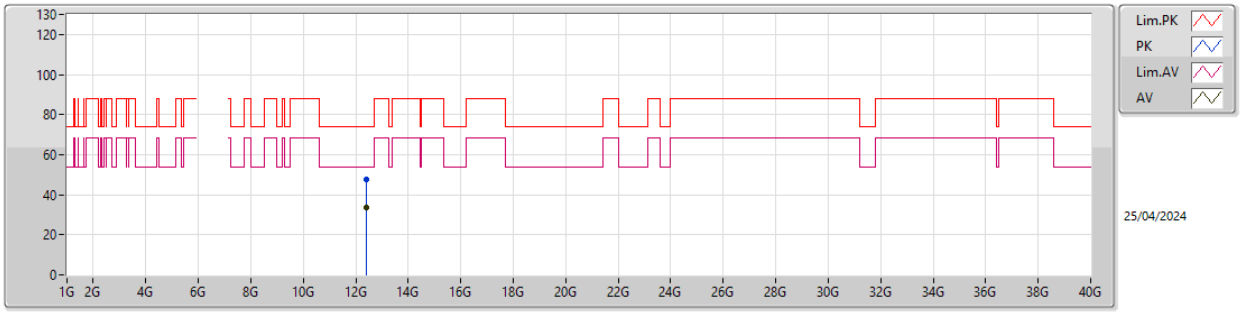

EUT Y_1TX
SET 25

Type	Freq	Level	Limit	Margin	Raw	Dist	Condition	Azimuth	Height	Comment	AF	CL	PA
	(Hz)	(dBuV/m)	(dBuV/m)	(dB)	(dBuV)	(m)		(°)	(m)		(dB)	(dB)	(dB)
PK	12.4106G	47.36	74.00	-26.64	62.71	3	Vertical	241	1.80	25	38.74	11.28	65.37
AV	12.40964G	33.43	54.00	-20.57	48.78	3	Vertical	241	1.80	25	38.74	11.28	65.37

5.925-6.425GHz_802.11be EHT160_Nss1,(MCS0)_1TX

6185MHz_TX

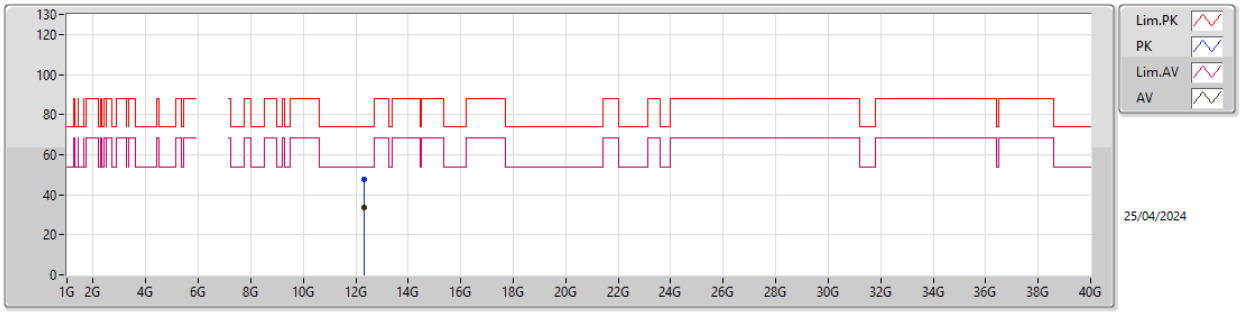

EUT Y_1TX
SET 25

Type	Freq	Level	Limit	Margin	Raw	Dist	Condition	Azimuth	Height	Comment	AF	CL	PA
	(Hz)	(dBuV/m)	(dBuV/m)	(dB)	(dBuV)	(m)		(°)	(m)		(dB)	(dB)	(dB)
PK	12.30415G	47.82	74.00	-26.18	63.06	3	Horizontal	65	1.80	25	38.99	11.24	65.47
AV	12.33867G	33.88	54.00	-20.12	49.15	3	Horizontal	65	1.80	25	38.92	11.25	65.44

5.925-6.425GHz_802.11be EHT160_Nss1,(MCS0)_1TX

6185MHz_TX

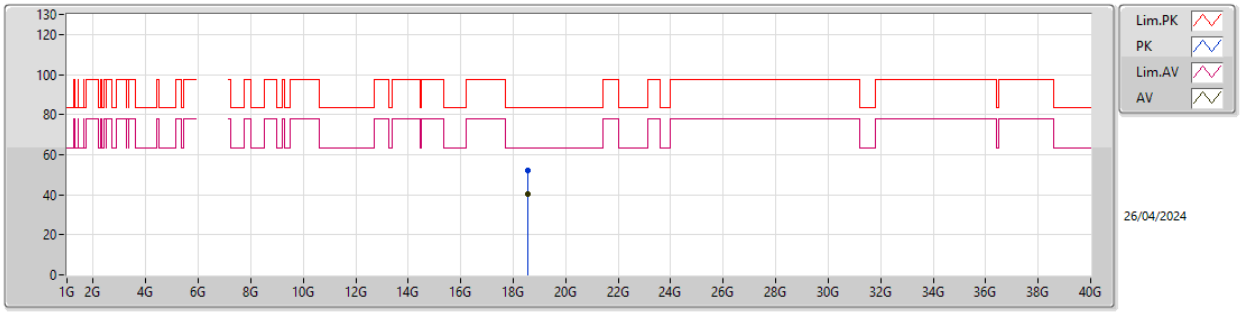

EUT Y_1TX
SET 25

Type	Freq	Level	Limit	Margin	Raw	Dist	Condition	Azimuth	Height	Comment	AF	CL	PA
	(Hz)	(dBuV/m)	(dBuV/m)	(dB)	(dBuV)	(m)		(°)	(m)		(dB)	(dB)	(dB)
PK	18.55468G	52.35	83.54	-31.19	49.02	1	Vertical	7	2.04	25	37.70	15.27	49.64
AV	18.54573G	40.36	63.54	-23.18	37.02	1	Vertical	7	2.04	25	37.72	15.27	49.65

5.925-6.425GHz_802.11be EHT160_Nss1,(MCS0)_1TX

6185MHz_TX

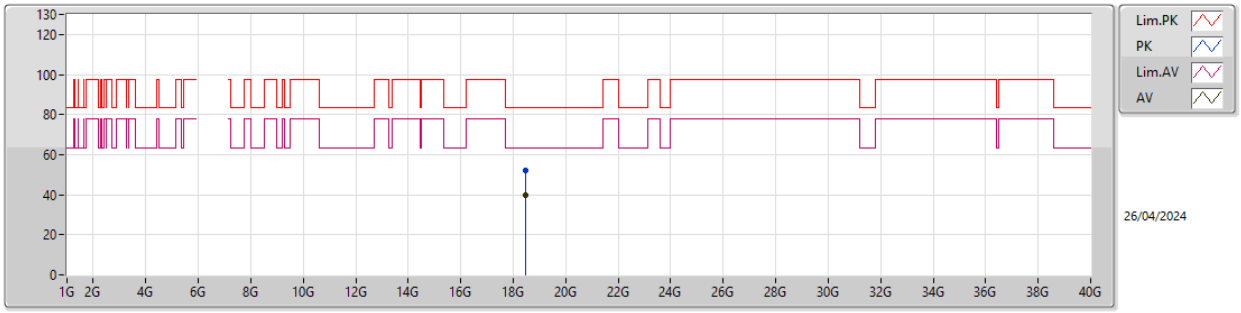

EUT Y_1TX
SET 25

Type	Freq	Level	Limit	Margin	Raw	Dist	Condition	Azimuth	Height	Comment	AF	CL	PA
	(Hz)	(dBuV/m)	(dBuV/m)	(dB)	(dBuV)	(m)		(°)	(m)		(dB)	(dB)	(dB)
PK	18.45526G	52.30	83.54	-31.24	48.96	1	Horizontal	39	1.80	25	37.72	15.28	49.66
AV	18.45174G	39.83	63.54	-23.71	36.50	1	Horizontal	39	1.80	25	37.71	15.28	49.66

5.925-6.425GHz_802.11be EHT160_Nss1,(MCS0)_1TX

6345MHz_TX

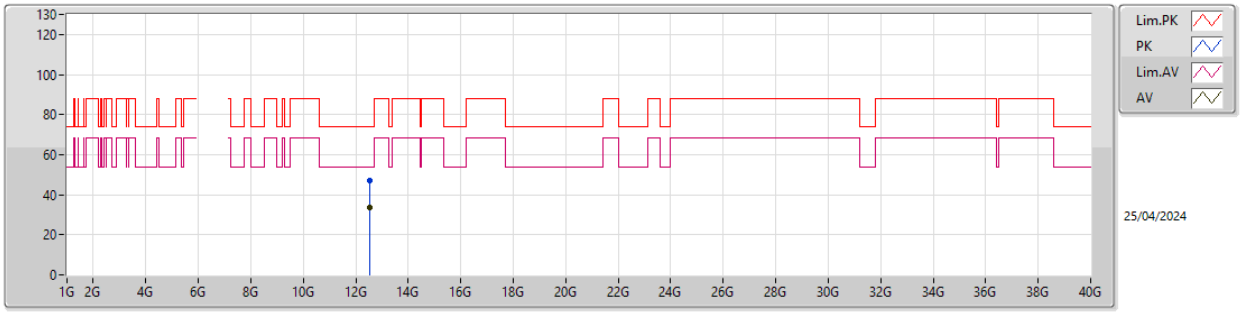

EUT Y_1TX
SET 25

Type	Freq	Level	Limit	Margin	Raw	Dist	Condition	Azimuth	Height	Comment	AF	CL	PA
	(Hz)	(dBuV/m)	(dBuV/m)	(dB)	(dBuV)	(m)		(°)	(m)		(dB)	(dB)	(dB)
PK	12.53559G	46.84	74.00	-27.16	62.31	3	Vertical	28	1.80	25	38.50	11.32	65.29
AV	12.5503G	33.36	54.00	-20.64	48.81	3	Vertical	28	1.80	25	38.50	11.33	65.28

5.925-6.425GHz_802.11be EHT160_Nss1,(MCS0)_1TX

6345MHz_TX

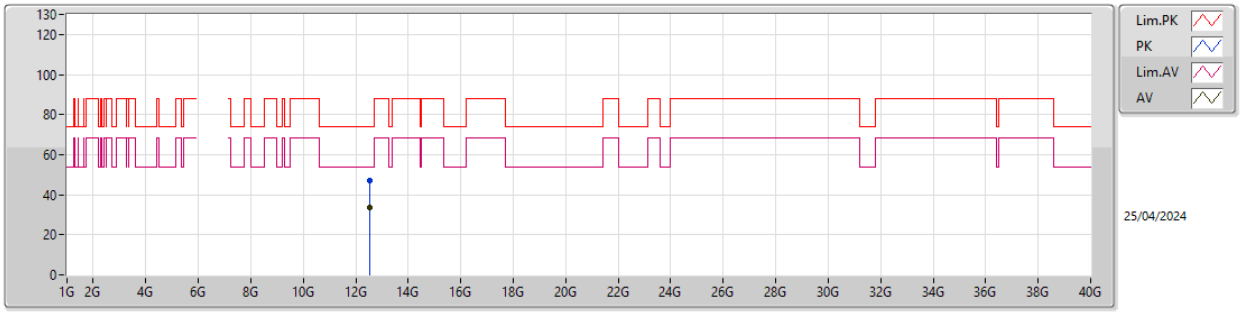

EUT Y_1TX
SET 25

Type	Freq	Level	Limit	Margin	Raw	Dist	Condition	Azimuth	Height	Comment	AF	CL	PA
	(Hz)	(dBuV/m)	(dBuV/m)	(dB)	(dBuV)	(m)		(°)	(m)		(dB)	(dB)	(dB)
PK	12.53847G	46.98	74.00	-27.02	62.45	3	Horizontal	256	1.80	25	38.50	11.32	65.29
AV	12.54518G	33.47	54.00	-20.53	48.92	3	Horizontal	256	1.80	25	38.50	11.33	65.28

5.925-6.425GHz_802.11be EHT160_Nss1,(MCS0)_1TX

6345MHz_TX

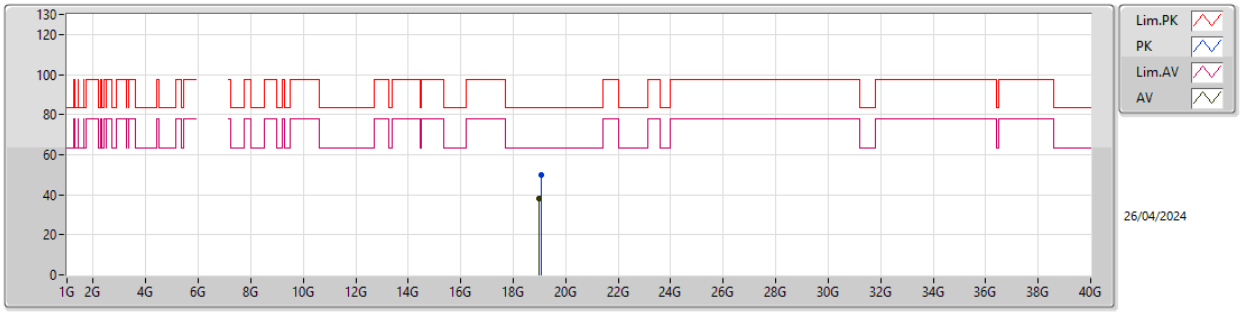

EUT Y_1TX
SET 25

Type	Freq	Level	Limit	Margin	Raw	Dist	Condition	Azimuth	Height	Comment	AF	CL	PA
	(Hz)	(dBuV/m)	(dBuV/m)	(dB)	(dBuV)	(m)		(°)	(m)		(dB)	(dB)	(dB)
PK	19.06889G	49.60	83.54	-33.94	45.84	1	Vertical	12	1.80	25	37.90	15.25	49.39
AV	18.98225G	37.96	63.54	-25.58	34.20	1	Vertical	12	1.80	25	37.86	15.25	49.35

5.925-6.425GHz_802.11be EHT160_Nss1,(MCS0)_1TX

6345MHz_TX

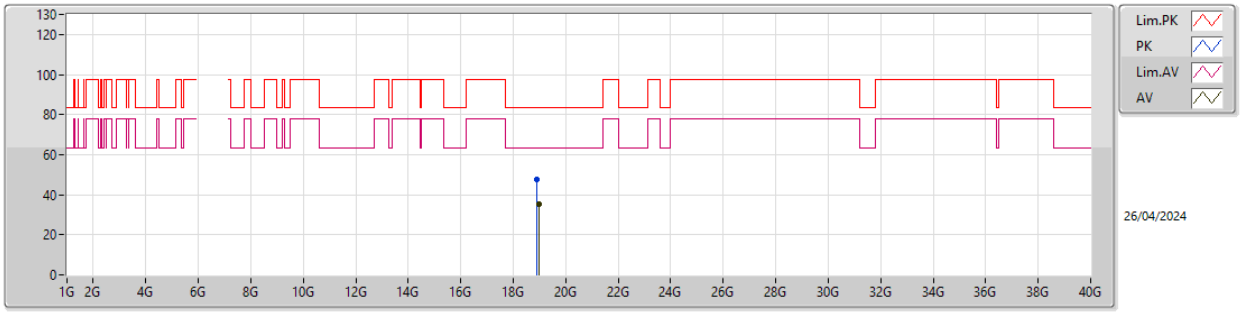

EUT Y_1TX
SET 25

Type	Freq	Level	Limit	Margin	Raw	Dist	Condition	Azimuth	Height	Comment	AF	CL	PA
	(Hz)	(dBuV/m)	(dBuV/m)	(dB)	(dBuV)	(m)		(°)	(m)		(dB)	(dB)	(dB)
PK	18.90425G	47.44	83.54	-36.10	43.53	1	Horizontal	308	1.80	25	38.07	15.25	49.41
AV	18.96595G	35.26	63.54	-28.28	31.54	1	Horizontal	308	1.80	25	37.83	15.25	49.36

6.525-6.875GHz_802.11be EHT160_Nss1,(MCS0)_1TX

6665MHz_TX

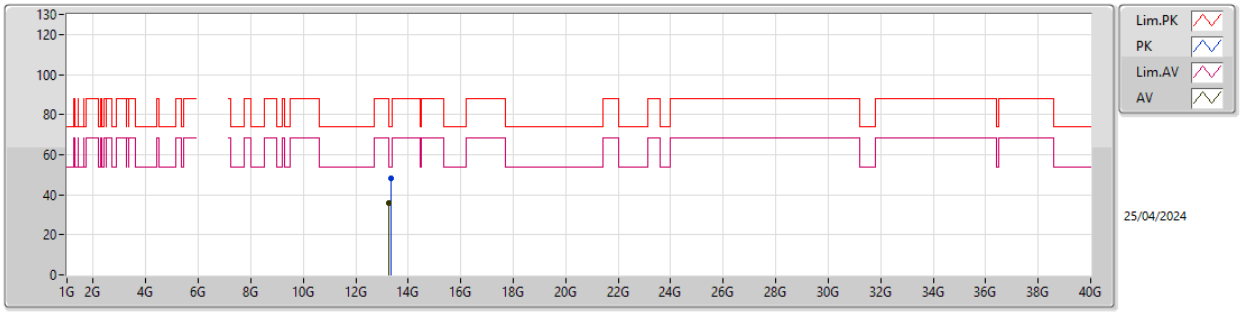

EUT Y_1TX
SET 25

Type	Freq	Level	Limit	Margin	Raw	Dist	Condition	Azimuth	Height	Comment	AF	CL	PA
	(Hz)	(dBuV/m)	(dBuV/m)	(dB)	(dBuV)	(m)		(°)	(m)		(dB)	(dB)	(dB)
PK	13.34854G	48.36	74.00	-25.64	61.59	3	Vertical	288	1.80	25	39.69	11.63	64.55
AV	13.27725G	36.14	54.00	-17.86	49.91	3	Vertical	288	1.80	25	39.31	11.61	64.69

6.525-6.875GHz_802.11be EHT160_Nss1,(MCS0)_1TX

6665MHz_TX

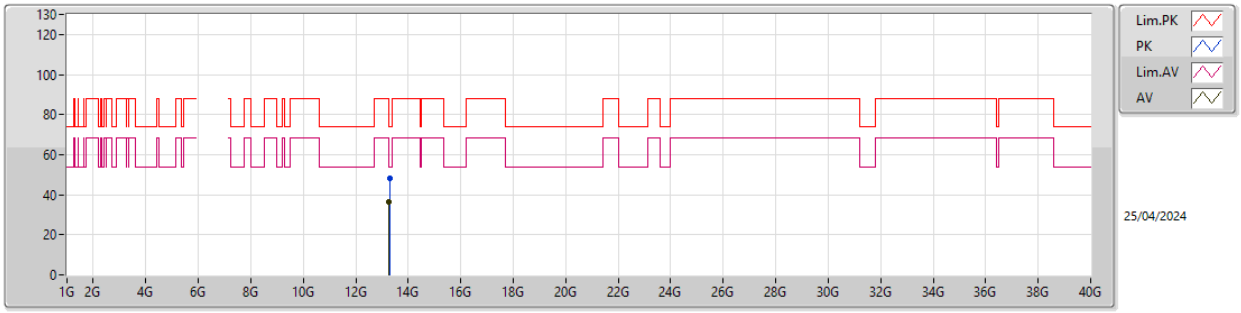

EUT Y_1TX
SET 25

Type	Freq	Level	Limit	Margin	Raw	Dist	Condition	Azimuth	Height	Comment	AF	CL	PA
	(Hz)	(dBuV/m)	(dBuV/m)	(dB)	(dBuV)	(m)		(°)	(m)		(dB)	(dB)	(dB)
PK	13.2878G	48.19	74.00	-25.81	61.90	3	Horizontal	16	1.80	25	39.35	11.61	64.67
AV	13.27597G	36.30	54.00	-17.70	50.09	3	Horizontal	16	1.80	25	39.30	11.60	64.69

6.525-6.875GHz_802.11be EHT160_Nss1,(MCS0)_1TX

6665MHz_TX

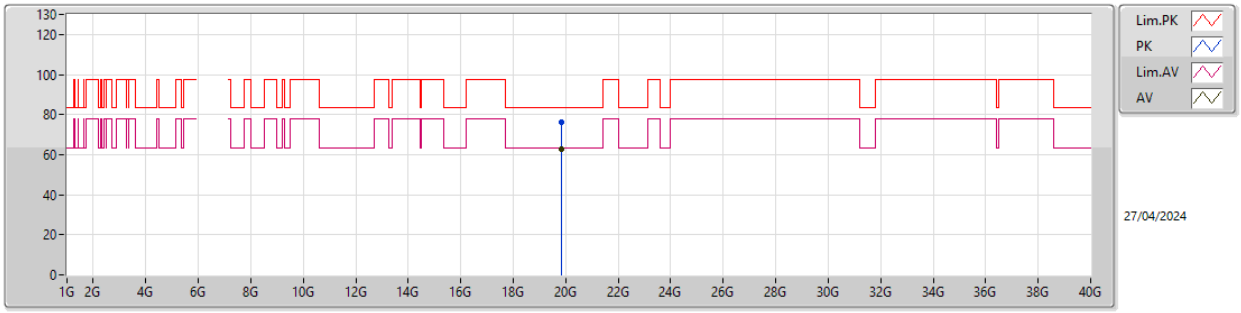

EUT Y_1TX
SET 25

Type	Freq	Level	Limit	Margin	Raw	Dist	Condition	Azimuth	Height	Comment	AF	CL	PA
	(Hz)	(dBuV/m)	(dBuV/m)	(dB)	(dBuV)	(m)		(°)	(m)		(dB)	(dB)	(dB)
PK	19.8505G	76.47	83.54	-7.07	73.05	1	Vertical	18	1.87	25	37.60	15.21	49.39
AV	19.85786G	62.69	63.54	-0.85	59.22	1	Vertical	18	1.87	25	37.65	15.21	49.39

6.525-6.875GHz_802.11be EHT160_Nss1,(MCS0)_1TX

6665MHz_TX

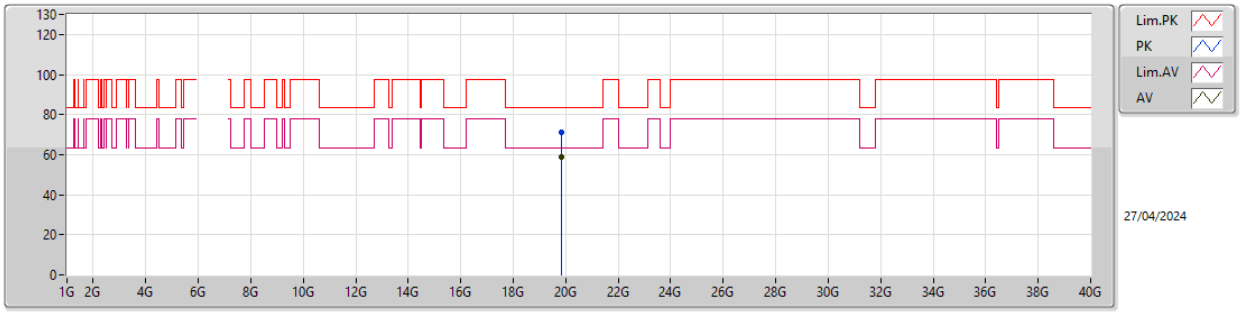

EUT Y_1TX
SET 25

Type	Freq	Level	Limit	Margin	Raw	Dist	Condition	Azimuth	Height	Comment	AF	CL	PA
	(Hz)	(dBuV/m)	(dBuV/m)	(dB)	(dBuV)	(m)		(°)	(m)		(dB)	(dB)	(dB)
PK	19.84891G	71.12	83.54	-12.42	67.69	1	Horizontal	345	1.80	25	37.61	15.21	49.39
AV	19.85754G	58.70	63.54	-4.84	55.23	1	Horizontal	345	1.80	25	37.65	15.21	49.39

5.925-6.425GHz_802.11be EHT20_Nss1,(MCS0)_2TX

5955MHz_TX

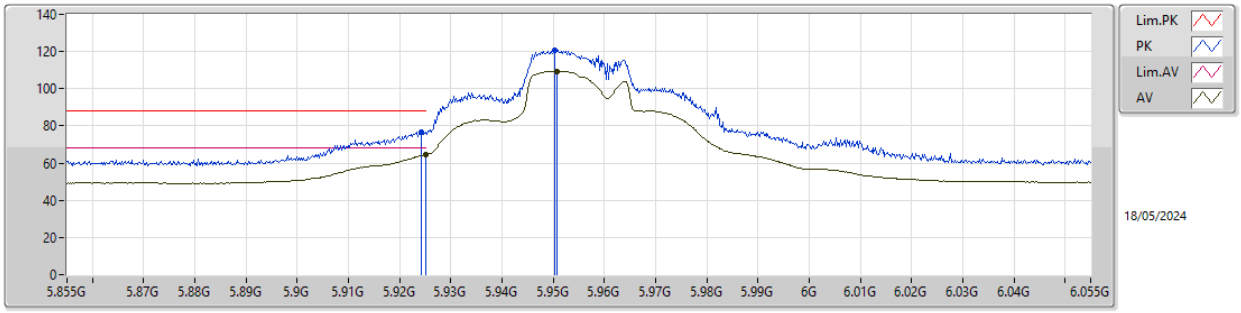

EUT Y_2TX
SET 23

Type	Freq	Level	Limit	Margin	Raw	Dist	Condition	Azimuth	Height	Comment	AF	CL	PA
	(Hz)	(dBuV/m)	(dBuV/m)	(dB)	(dBuV)	(m)		(°)	(m)		(dB)	(dB)	(dB)
PK	5.9242G	76.87	88.20	-11.33	69.80	3	Vertical	62	1.80	23	32.40	7.64	32.97
RMS	5.925G	64.62	68.20	-3.58	57.55	3	Vertical	62	1.80	23	32.40	7.64	32.97
PK	5.9502G	120.78	Inf	-Inf	113.70	3	Vertical	62	1.80	23	32.40	7.66	32.98
RMS	5.9508G	109.52	Inf	-Inf	102.44	3	Vertical	62	1.80	23	32.40	7.66	32.98

5.925-6.425GHz_802.11be EHT20_Nss1,(MCS0)_2TX

5955MHz_TX

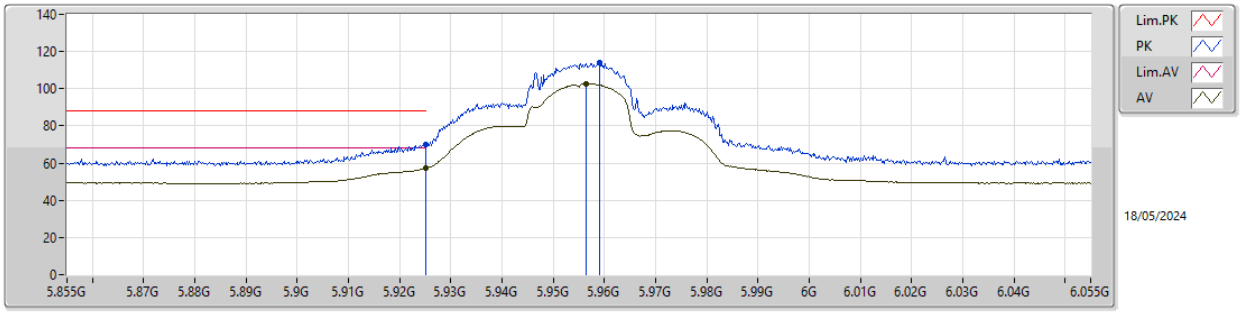

EUT Y_2TX
SET 23

Type	Freq	Level	Limit	Margin	Raw	Dist	Condition	Azimuth	Height	Comment	AF	CL	PA
	(Hz)	(dBuV/m)	(dBuV/m)	(dB)	(dBuV)	(m)		(°)	(m)		(dB)	(dB)	(dB)
PK	5.925G	70.16	88.20	-18.04	63.09	3	Horizontal	303	2.95	23	32.40	7.64	32.97
RMS	5.925G	57.22	68.20	-10.98	50.15	3	Horizontal	303	2.95	23	32.40	7.64	32.97
PK	5.959G	113.92	Inf	-Inf	106.83	3	Horizontal	303	2.95	23	32.42	7.66	32.99
RMS	5.9564G	102.68	Inf	-Inf	95.60	3	Horizontal	303	2.95	23	32.41	7.66	32.99

5.925-6.425GHz_802.11be EHT20_Nss1,(MCS0)_2TX

5955MHz_TX

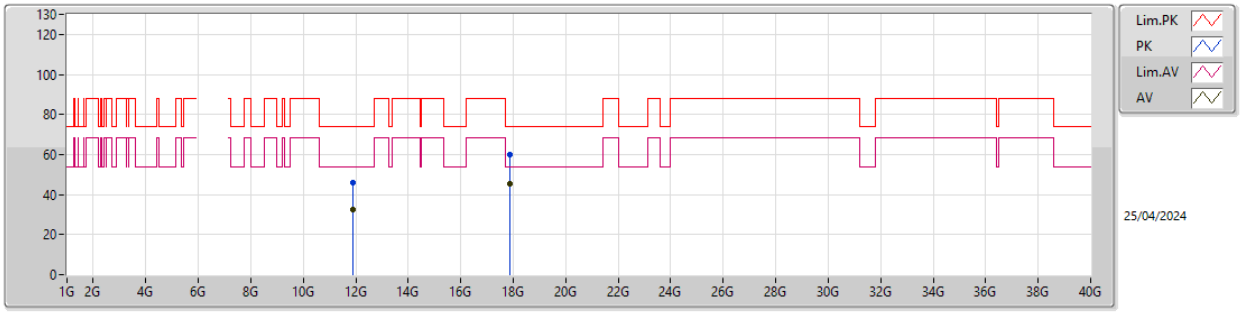

EUT Y_2TX
SET 25

Type	Freq	Level	Limit	Margin	Raw	Dist	Condition	Azimuth	Height	Comment	AF	CL	PA
	(Hz)	(dBuV/m)	(dBuV/m)	(dB)	(dBuV)	(m)		(°)	(m)		(dB)	(dB)	(dB)
PK	11.90061G	45.82	74.00	-28.18	61.66	3	Vertical	360	1.80	25	38.90	11.07	65.81
AV	11.90976G	32.64	54.00	-21.36	48.45	3	Vertical	360	1.80	25	38.92	11.07	65.80
PK	17.87243G	59.99	74.00	-14.01	62.87	3	Vertical	23	1.80	25	46.24	13.41	62.53
AV	17.87111G	45.43	54.00	-8.57	48.34	3	Vertical	23	1.80	25	46.21	13.41	62.53

5.925-6.425GHz_802.11be EHT20_Nss1,(MCS0)_2TX

5955MHz_TX

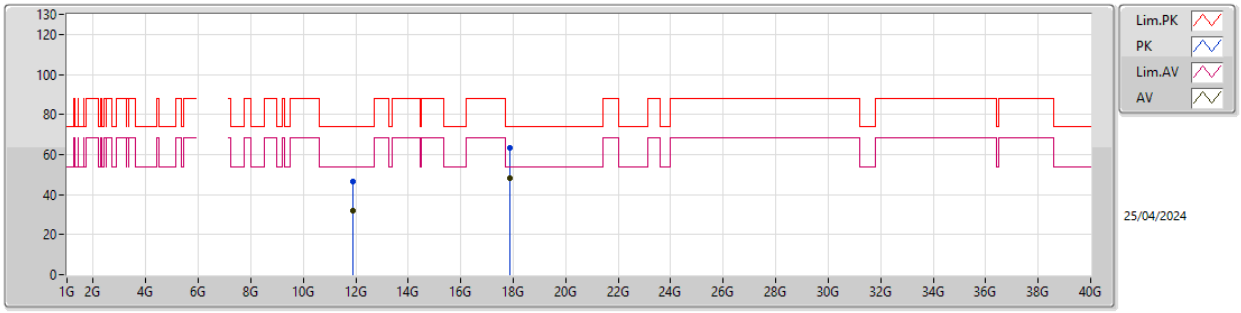

EUT Y_2TX
SET 25

Type	Freq	Level	Limit	Margin	Raw	Dist	Condition	Azimuth	Height	Comment	AF	CL	PA
	(Hz)	(dBuV/m)	(dBuV/m)	(dB)	(dBuV)	(m)		(°)	(m)		(dB)	(dB)	(dB)
PK	11.90309G	46.46	74.00	-27.54	62.28	3	Horizontal	264	1.80	25	38.91	11.07	65.80
AV	11.90972G	32.09	54.00	-21.91	47.90	3	Horizontal	264	1.80	25	38.92	11.07	65.80
PK	17.87367G	63.32	74.00	-10.68	66.17	3	Horizontal	13	1.78	25	46.27	13.41	62.53
AV	17.87343G	48.04	54.00	-5.96	50.90	3	Horizontal	13	1.78	25	46.26	13.41	62.53

5.925-6.425GHz_802.11be EHT20_Nss1,(MCS0)_2TX

5955MHz_TX

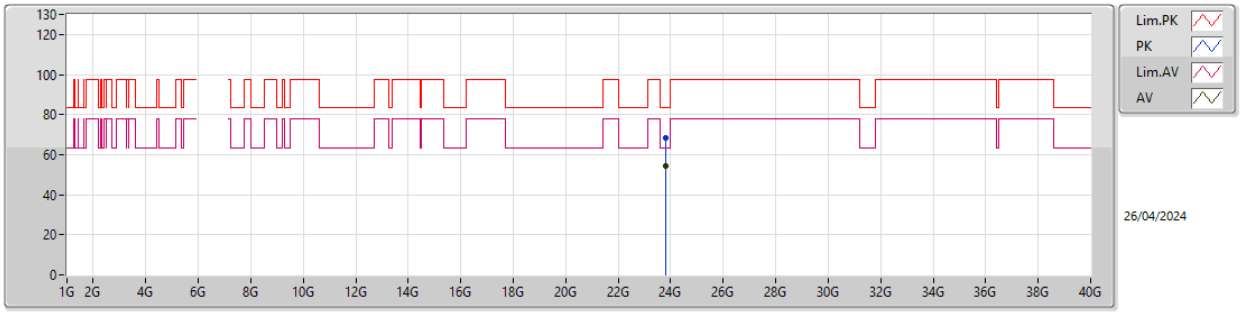

EUT Y_2TX
SET 25

Type	Freq	Level	Limit	Margin	Raw	Dist	Condition	Azimuth	Height	Comment	AF	CL	PA
	(Hz)	(dBuV/m)	(dBuV/m)	(dB)	(dBuV)	(m)		(°)	(m)		(dB)	(dB)	(dB)
PK	23.83091G	68.46	83.54	-15.08	59.37	1	Vertical	1	1.74	25	38.91	17.35	47.17
AV	23.81189G	54.58	63.54	-8.96	45.39	1	Vertical	1	1.74	25	39.03	17.34	47.18

5.925-6.425GHz_802.11be EHT20_Nss1,(MCS0)_2TX

5955MHz_TX

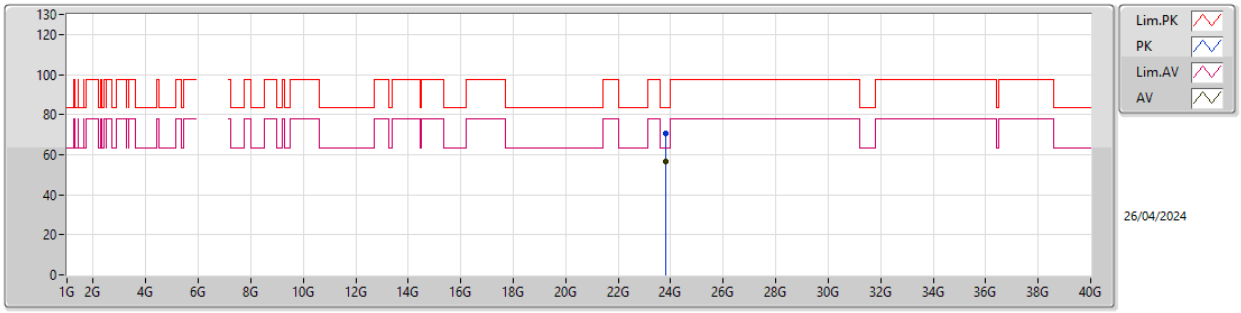

EUT Y_2TX
SET 25

Type	Freq	Level	Limit	Margin	Raw	Dist	Condition	Azimuth	Height	Comment	AF	CL	PA
	(Hz)	(dBuV/m)	(dBuV/m)	(dB)	(dBuV)	(m)		(°)	(m)		(dB)	(dB)	(dB)
PK	23.81145G	70.47	83.54	-13.07	61.28	1	Horizontal	41	1.78	25	39.03	17.34	47.18
AV	23.81465G	56.63	63.54	-6.91	47.46	1	Horizontal	41	1.78	25	39.01	17.34	47.18

5.925-6.425GHz_802.11be EHT20_Nss1,(MCS0)_2TX

6195MHz_TX

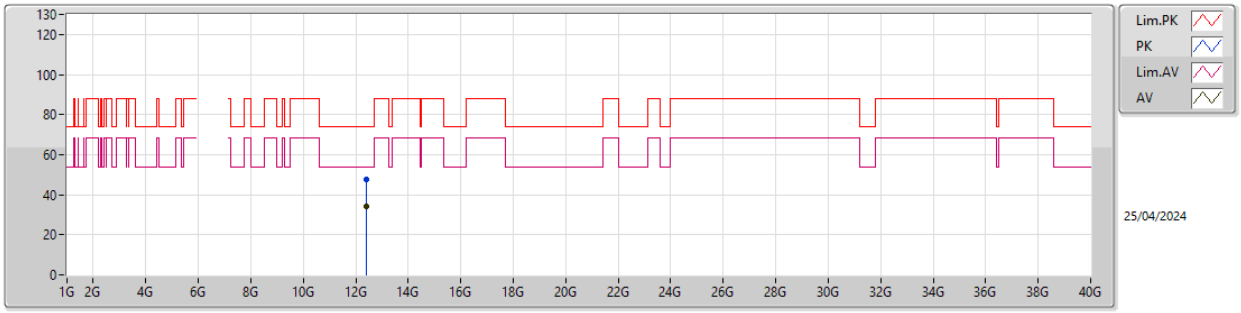

EUT Y_2TX
SET 25

Type	Freq	Level	Limit	Margin	Raw	Dist	Condition	Azimuth	Height	Comment	AF	CL	PA
	(Hz)	(dBuV/m)	(dBuV/m)	(dB)	(dBuV)	(m)		(°)	(m)		(dB)	(dB)	(dB)
PK	12.40127G	47.48	74.00	-26.52	62.80	3	Vertical	5	1.80	25	38.79	11.27	65.38
AV	12.38992G	34.08	54.00	-19.92	49.38	3	Vertical	5	1.80	25	38.82	11.27	65.39

5.925-6.425GHz_802.11be EHT20_Nss1,(MCS0)_2TX

6195MHz_TX

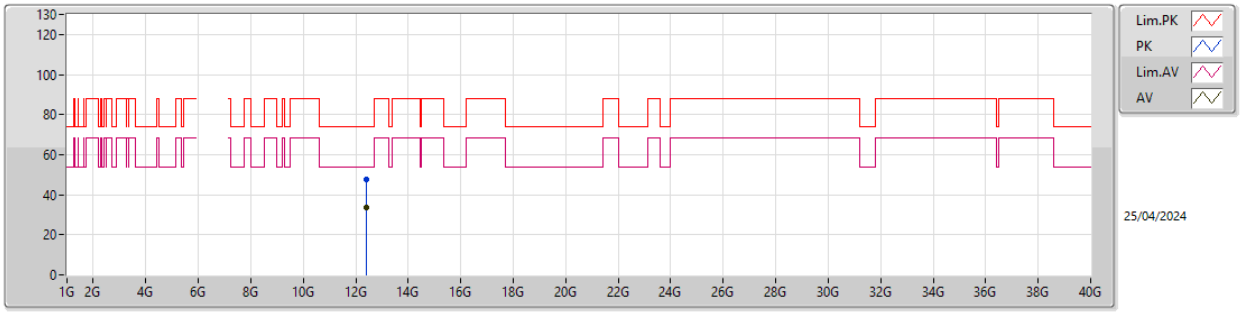

EUT Y_2TX
SET 25

Type	Freq	Level	Limit	Margin	Raw	Dist	Condition	Azimuth	Height	Comment	AF	CL	PA
	(Hz)	(dBuV/m)	(dBuV/m)	(dB)	(dBuV)	(m)		(°)	(m)		(dB)	(dB)	(dB)
PK	12.40866G	47.81	74.00	-26.19	63.15	3	Horizontal	143	1.80	25	38.75	11.28	65.37
AV	12.4061G	33.82	54.00	-20.18	49.16	3	Horizontal	143	1.80	25	38.76	11.27	65.37

5.925-6.425GHz_802.11be EHT20_Nss1,(MCS0)_2TX

6195MHz_TX

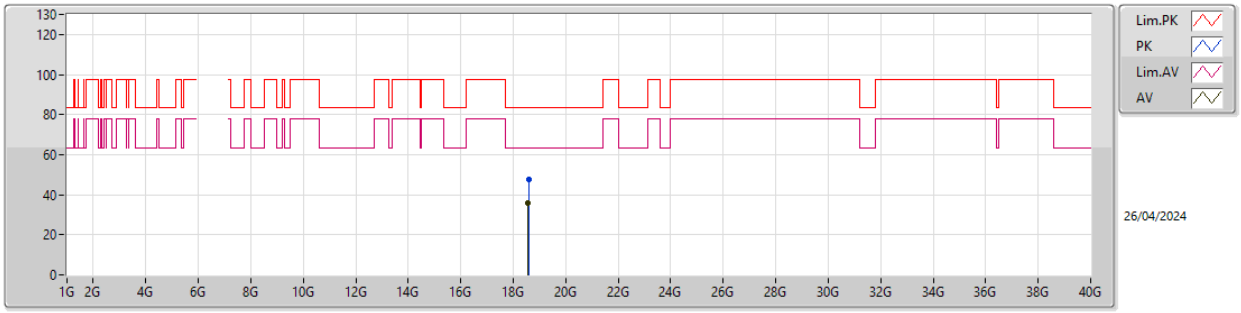

EUT Y_2TX
SET 25

Type	Freq	Level	Limit	Margin	Raw	Dist	Condition	Azimuth	Height	Comment	AF	CL	PA
	(Hz)	(dBuV/m)	(dBuV/m)	(dB)	(dBuV)	(m)		(°)	(m)		(dB)	(dB)	(dB)
PK	18.57969G	47.63	83.54	-35.91	44.29	1	Vertical	170	1.80	25	37.70	15.27	49.63
AV	18.57597G	35.59	63.54	-27.95	32.25	1	Vertical	170	1.80	25	37.70	15.27	49.63

5.925-6.425GHz_802.11be EHT20_Nss1,(MCS0)_2TX

6195MHz_TX

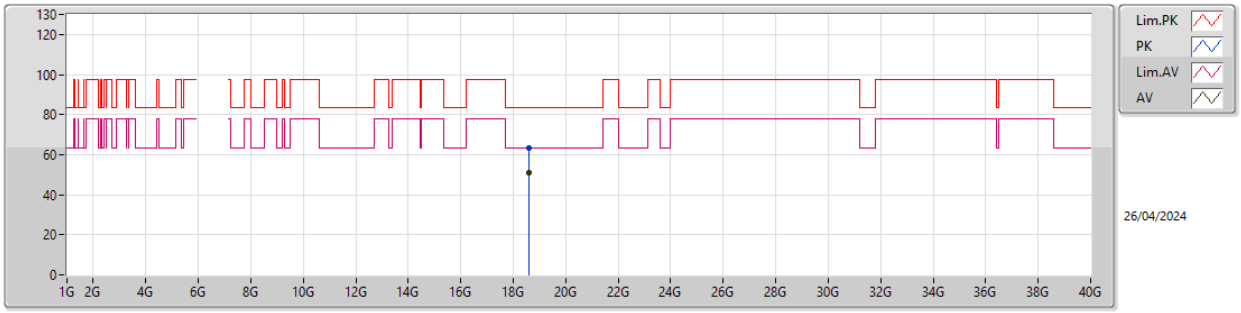

EUT Y_2TX
SET 25

Type	Freq	Level	Limit	Margin	Raw	Dist	Condition	Azimuth	Height	Comment	AF	CL	PA
	(Hz)	(dBuV/m)	(dBuV/m)	(dB)	(dBuV)	(m)		(°)	(m)		(dB)	(dB)	(dB)
PK	18.59155G	63.45	83.54	-20.09	60.10	1	Horizontal	13	2.00	25	37.70	15.27	49.62
AV	18.59008G	50.95	63.54	-12.59	47.60	1	Horizontal	13	2.00	25	37.70	15.27	49.62

5.925-6.425GHz_802.11be EHT20_Nss1,(MCS0)_2TX

6415MHz_TX

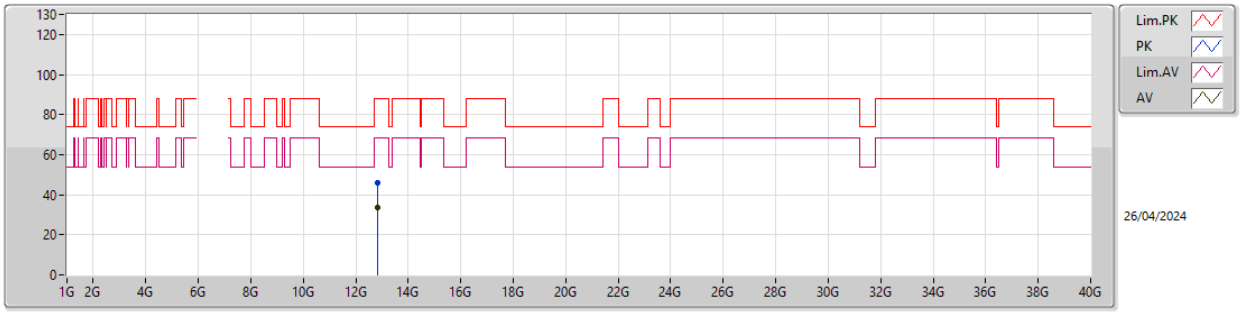

EUT Y_2TX
SET 25

Type	Freq	Level	Limit	Margin	Raw	Dist	Condition	Azimuth	Height	Comment	AF	CL	PA
	(Hz)	(dBuV/m)	(dBuV/m)	(dB)	(dBuV)	(m)		(°)	(m)		(dB)	(dB)	(dB)
PK	12.8145G	46.00	88.20	-42.20	60.59	3	Vertical	11	1.80	25	39.23	11.43	65.25
RMS	12.82988G	33.59	68.20	-34.61	48.14	3	Vertical	11	1.80	25	39.26	11.44	65.25

5.925-6.425GHz_802.11be EHT20_Nss1,(MCS0)_2TX

6415MHz_TX

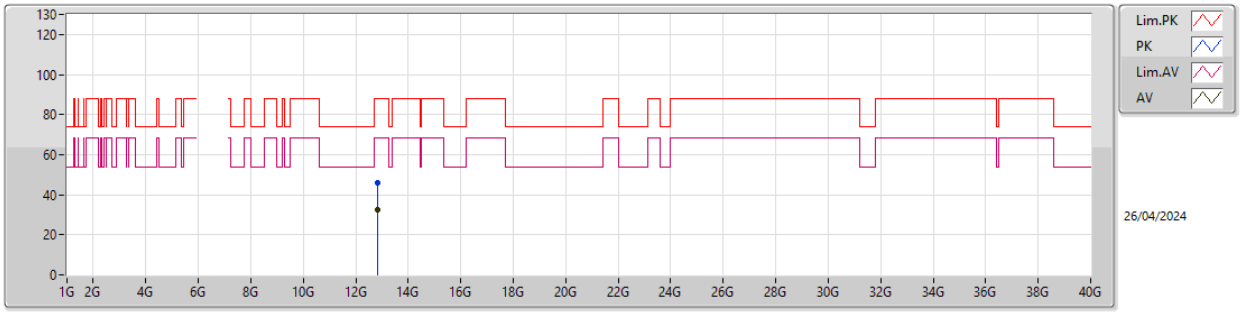

EUT Y_2TX
SET 25

Type	Freq	Level	Limit	Margin	Raw	Dist	Condition	Azimuth	Height	Comment	AF	CL	PA
	(Hz)	(dBuV/m)	(dBuV/m)	(dB)	(dBuV)	(m)		(°)	(m)		(dB)	(dB)	(dB)
PK	12.84247G	46.13	88.20	-42.07	60.66	3	Horizontal	348	1.80	25	39.28	11.44	65.25
RMS	12.84898G	32.26	68.20	-35.94	46.77	3	Horizontal	348	1.80	25	39.30	11.44	65.25

5.925-6.425GHz_802.11be EHT20_Nss1,(MCS0)_2TX

6415MHz_TX

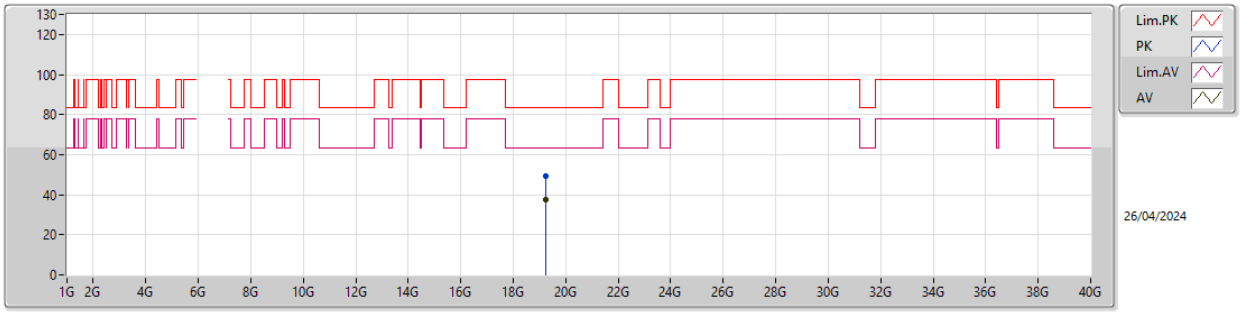

EUT Y_2TX
SET 25

Type	Freq	Level	Limit	Margin	Raw	Dist	Condition	Azimuth	Height	Comment	AF	CL	PA
	(Hz)	(dBuV/m)	(dBuV/m)	(dB)	(dBuV)	(m)		(°)	(m)		(dB)	(dB)	(dB)
PK	19.25551G	49.55	83.54	-33.99	45.91	1	Vertical	209	1.80	25	37.91	15.24	49.51
AV	19.25367G	37.58	63.54	-25.96	33.94	1	Vertical	209	1.80	25	37.91	15.24	49.51

5.925-6.425GHz_802.11be EHT20_Nss1,(MCS0)_2TX

6415MHz_TX

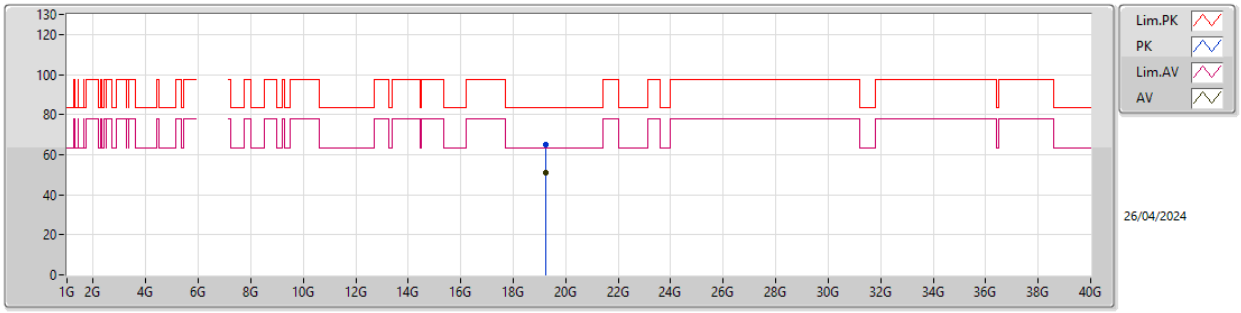

EUT Y_2TX
SET 25

Type	Freq	Level	Limit	Margin	Raw	Dist	Condition	Azimuth	Height	Comment	AF	CL	PA
	(Hz)	(dBuV/m)	(dBuV/m)	(dB)	(dBuV)	(m)		(°)	(m)		(dB)	(dB)	(dB)
PK	19.23637G	64.72	83.54	-18.82	61.05	1	Horizontal	36	1.82	25	37.93	15.24	49.50
AV	19.23689G	50.84	63.54	-12.70	47.17	1	Horizontal	36	1.82	25	37.93	15.24	49.50

6.525-6.875GHz_802.11be EHT20_Nss1,(MCS0)_2TX

6535MHz_TX

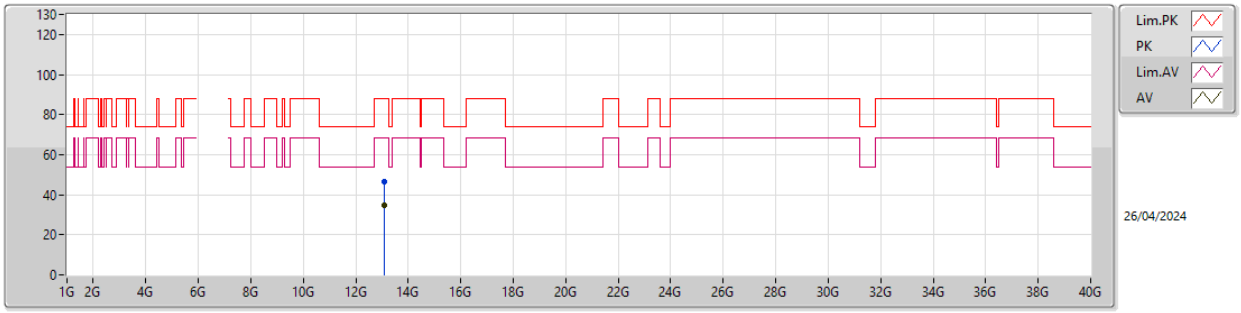

EUT Y_2TX
SET 25

Type	Freq	Level	Limit	Margin	Raw	Dist	Condition	Azimuth	Height	Comment	AF	CL	PA
	(Hz)	(dBuV/m)	(dBuV/m)	(dB)	(dBuV)	(m)		(°)	(m)		(dB)	(dB)	(dB)
PK	13.06996G	46.36	88.20	-41.84	60.84	3	Vertical	3	1.80	25	39.08	11.53	65.09
RMS	13.06992G	34.99	68.20	-33.21	49.47	3	Vertical	3	1.80	25	39.08	11.53	65.09

6.525-6.875GHz_802.11be EHT20_Nss1,(MCS0)_2TX

6535MHz_TX

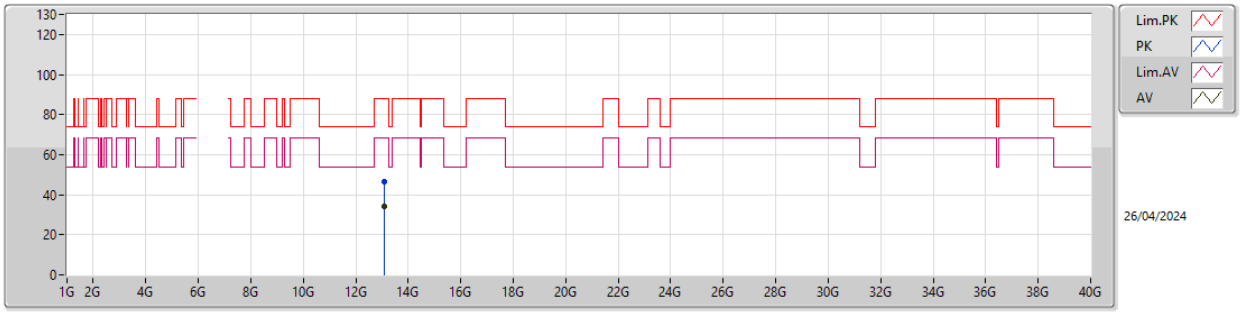

EUT Y_2TX
SET 25

Type	Freq	Level	Limit	Margin	Raw	Dist	Condition	Azimuth	Height	Comment	AF	CL	PA
	(Hz)	(dBuV/m)	(dBuV/m)	(dB)	(dBuV)	(m)		(°)	(m)		(dB)	(dB)	(dB)
PK	13.08475G	46.24	88.20	-41.96	60.64	3	Horizontal	360	1.80	25	39.14	11.53	65.07
RMS	13.06988G	34.46	68.20	-33.74	48.94	3	Horizontal	360	1.80	25	39.08	11.53	65.09

6.525-6.875GHz_802.11be EHT20_Nss1,(MCS0)_2TX

6535MHz_TX

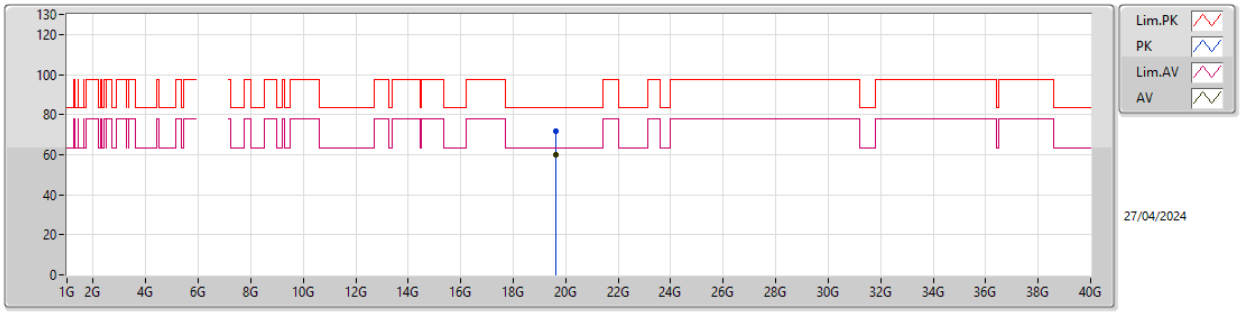

EUT Y_2TX
SET 25

Type	Freq	Level	Limit	Margin	Raw	Dist	Condition	Azimuth	Height	Comment	AF	CL	PA
	(Hz)	(dBuV/m)	(dBuV/m)	(dB)	(dBuV)	(m)		(°)	(m)		(dB)	(dB)	(dB)
PK	19.60596G	71.66	83.54	-11.88	68.19	1	Vertical	350	1.73	25	37.84	15.22	49.59
AV	19.60612G	59.87	63.54	-3.67	56.40	1	Vertical	350	1.73	25	37.84	15.22	49.59

6.525-6.875GHz_802.11be EHT20_Nss1,(MCS0)_2TX

6535MHz_TX

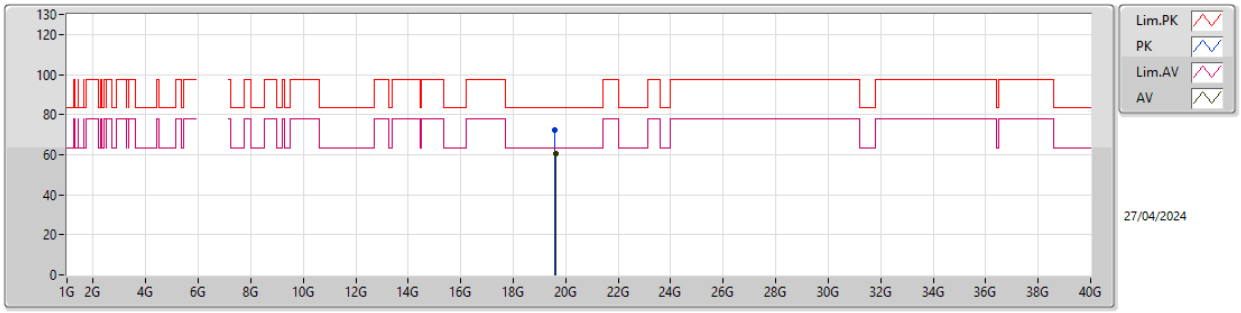

EUT Y_2TX
SET 25

Type	Freq	Level	Limit	Margin	Raw	Dist	Condition	Azimuth	Height	Comment	AF	CL	PA
	(Hz)	(dBuV/m)	(dBuV/m)	(dB)	(dBuV)	(m)		(°)	(m)		(dB)	(dB)	(dB)
PK	19.6028G	72.09	83.54	-11.45	68.65	1	Horizontal	42	1.82	25	37.82	15.22	49.60
AV	19.60544G	60.29	63.54	-3.25	56.83	1	Horizontal	42	1.82	25	37.83	15.22	49.59

6.525-6.875GHz_802.11be EHT20_Nss1,(MCS0)_2TX

6695MHz_TX

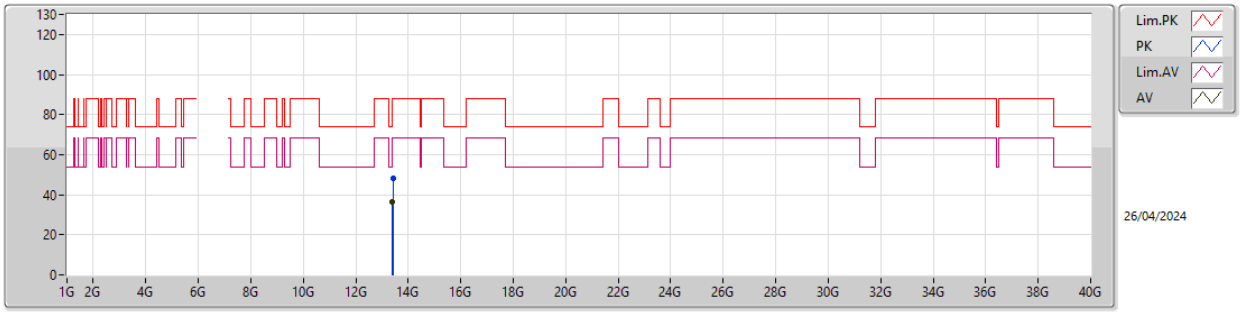

EUT Y_2TX
SET 25

Type	Freq	Level	Limit	Margin	Raw	Dist	Condition	Azimuth	Height	Comment	AF	CL	PA
	(Hz)	(dBuV/m)	(dBuV/m)	(dB)	(dBuV)	(m)		(°)	(m)		(dB)	(dB)	(dB)
PK	13.40977G	48.21	88.20	-39.99	61.15	3	Vertical	4	1.80	25	39.84	11.66	64.44
RMS	13.4059G	36.40	68.20	-31.80	49.37	3	Vertical	4	1.80	25	39.82	11.65	64.44

6.525-6.875GHz_802.11be EHT20_Nss1,(MCS0)_2TX

6695MHz_TX

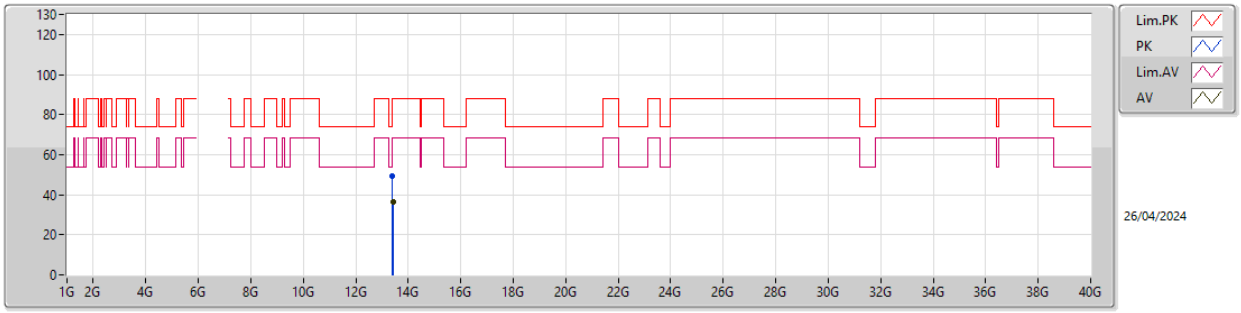

EUT Y_2TX
SET 25

Type	Freq	Level	Limit	Margin	Raw	Dist	Condition	Azimuth	Height	Comment	AF	CL	PA
	(Hz)	(dBuV/m)	(dBuV/m)	(dB)	(dBuV)	(m)		(°)	(m)		(dB)	(dB)	(dB)
PK	13.4049G	49.10	88.20	-39.10	62.07	3	Horizontal	244	1.80	25	39.82	11.65	64.44
RMS	13.40954G	36.41	68.20	-31.79	49.35	3	Horizontal	244	1.80	25	39.84	11.66	64.44

6.525-6.875GHz_802.11be EHT20_Nss1,(MCS0)_2TX

6695MHz_TX

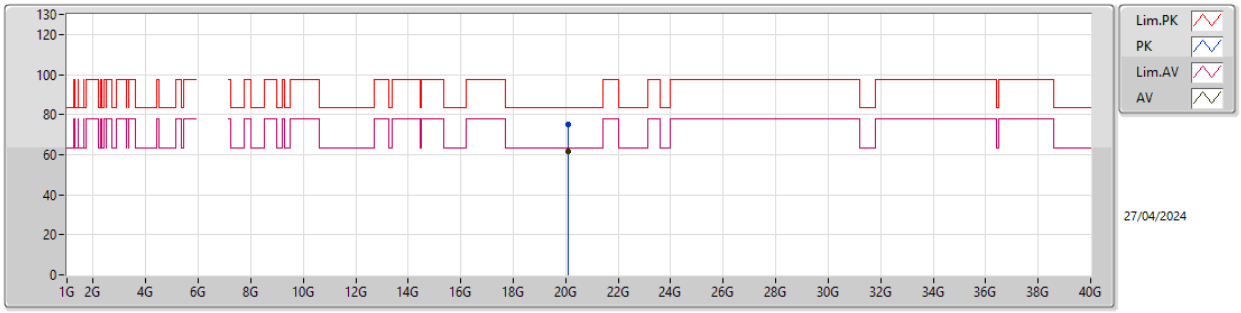

EUT Y_2TX
SET 25

Type	Freq	Level	Limit	Margin	Raw	Dist	Condition	Azimuth	Height	Comment	AF	CL	PA
	(Hz)	(dBuV/m)	(dBuV/m)	(dB)	(dBuV)	(m)		(°)	(m)		(dB)	(dB)	(dB)
PK	20.09243G	75.06	83.54	-8.48	71.17	1	Vertical	20	1.80	25	37.87	15.27	49.25
AV	20.09075G	61.81	63.54	-1.73	57.93	1	Vertical	20	1.80	25	37.86	15.27	49.25

6.525-6.875GHz_802.11be EHT20_Nss1,(MCS0)_2TX

6695MHz_TX

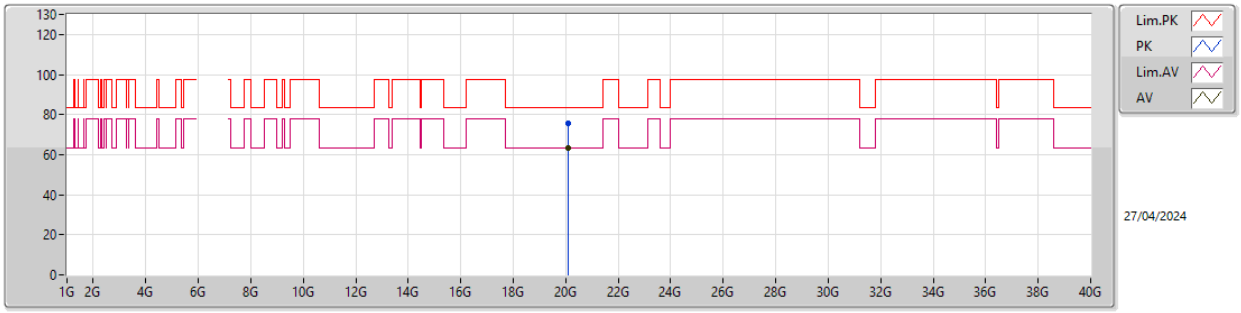

EUT Y_2TX
SET 25

Type	Freq	Level	Limit	Margin	Raw	Dist	Condition	Azimuth	Height	Comment	AF	CL	PA
	(Hz)	(dBuV/m)	(dBuV/m)	(dB)	(dBuV)	(m)		(°)	(m)		(dB)	(dB)	(dB)
PK	20.07893G	75.79	83.54	-7.75	71.96	1	Horizontal	28	1.80	25	37.82	15.26	49.25
AV	20.08037G	63.26	63.54	-0.28	59.43	1	Horizontal	28	1.80	25	37.82	15.26	49.25

6.525-6.875GHz_802.11be EHT20_Nss1,(MCS0)_2TX

6855MHz_TX

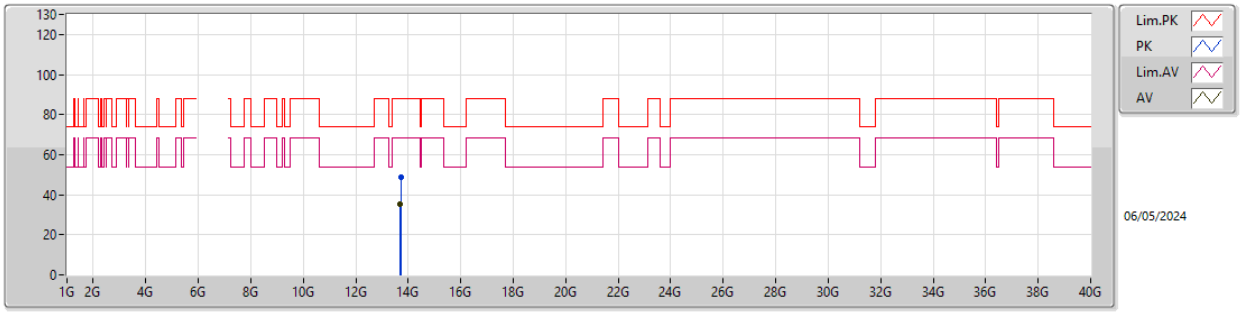

EUT Y_2TX
SET 25

Type	Freq	Level	Limit	Margin	Raw	Dist	Condition	Azimuth	Height	Comment	AF	CL	PA
	(Hz)	(dBuV/m)	(dBuV/m)	(dB)	(dBuV)	(m)		(°)	(m)		(dB)	(dB)	(dB)
PK	13.71455G	48.60	88.20	-39.60	61.05	3	Vertical	195	2.69	25	40.13	11.77	64.35
RMS	13.70165G	35.32	68.20	-32.88	47.79	3	Vertical	195	2.69	25	40.10	11.77	64.34

6.525-6.875GHz_802.11be EHT20_Nss1,(MCS0)_2TX

6855MHz_TX

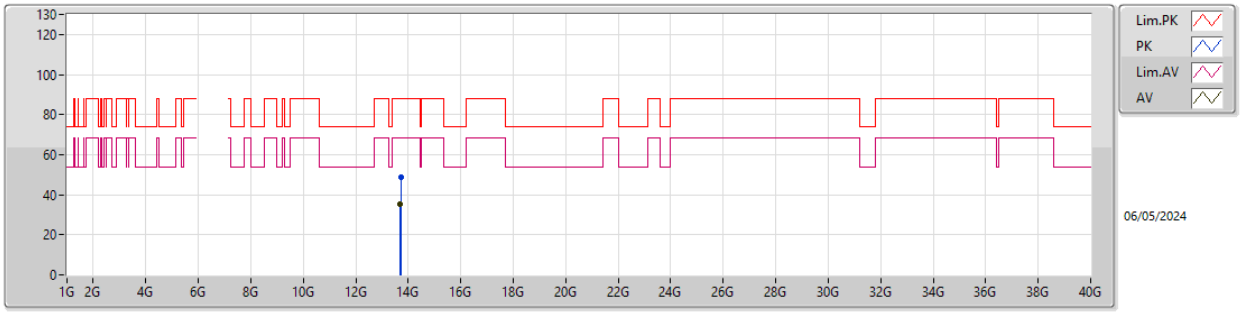

EUT Y_2TX
SET 25

Type	Freq	Level	Limit	Margin	Raw	Dist	Condition	Azimuth	Height	Comment	AF	CL	PA
	(Hz)	(dBuV/m)	(dBuV/m)	(dB)	(dBuV)	(m)		(°)	(m)		(dB)	(dB)	(dB)
PK	13.7345G	48.94	88.20	-39.26	61.34	3	Horizontal	316	1.47	25	40.17	11.78	64.35
RMS	13.70235G	35.31	68.20	-32.89	47.78	3	Horizontal	316	1.47	25	40.10	11.77	64.34

6.525-6.875GHz_802.11be EHT20_Nss1,(MCS0)_2TX

6855MHz_TX

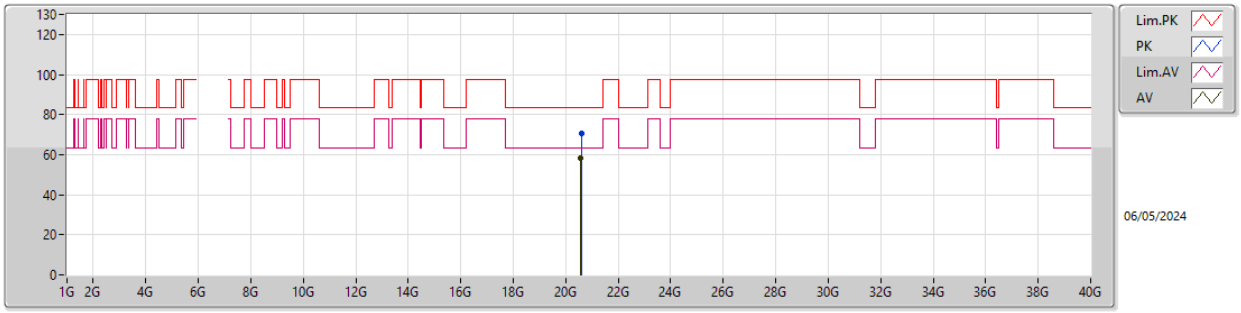

EUT Y_2TX
SET 25

Type	Freq	Level	Limit	Margin	Raw	Dist	Condition	Azimuth	Height	Comment	AF	CL	PA
	(Hz)	(dBuV/m)	(dBuV/m)	(dB)	(dBuV)	(m)		(°)	(m)		(dB)	(dB)	(dB)
PK	20.58835G	70.73	83.54	-12.81	66.17	1	Vertical	48	2.61	25	37.98	15.67	49.09
AV	20.583G	58.10	63.54	-5.44	53.56	1	Vertical	48	2.61	25	37.97	15.67	49.10

6.525-6.875GHz_802.11be EHT20_Nss1,(MCS0)_2TX

6855MHz_TX

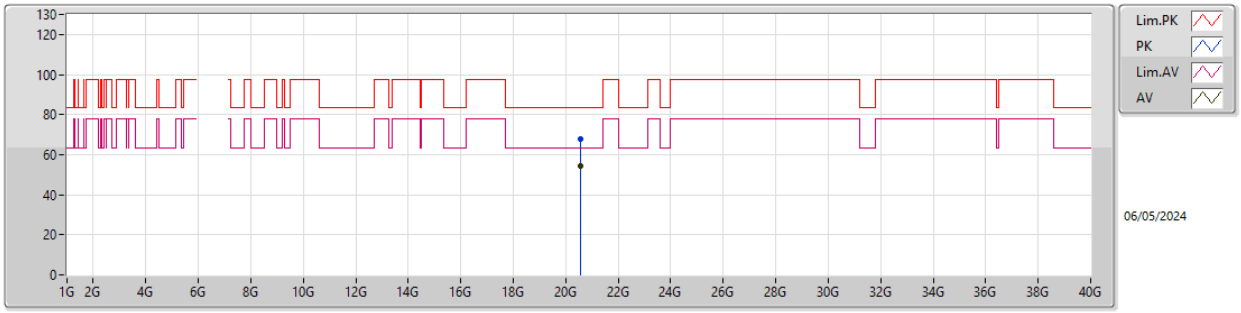

EUT Y_2TX
SET 25

Type	Freq	Level	Limit	Margin	Raw	Dist	Condition	Azimuth	Height	Comment	AF	CL	PA
	(Hz)	(dBuV/m)	(dBuV/m)	(dB)	(dBuV)	(m)		(°)	(m)		(dB)	(dB)	(dB)
PK	20.56685G	67.55	83.54	-15.99	63.08	1	Horizontal	109	2.79	25	37.93	15.65	49.11
AV	20.5837G	54.09	63.54	-9.45	49.55	1	Horizontal	109	2.79	25	37.97	15.67	49.10

5.925-6.425GHz_802.11be EHT40_Nss1,(MCS0)_2TX

5965MHz_TX

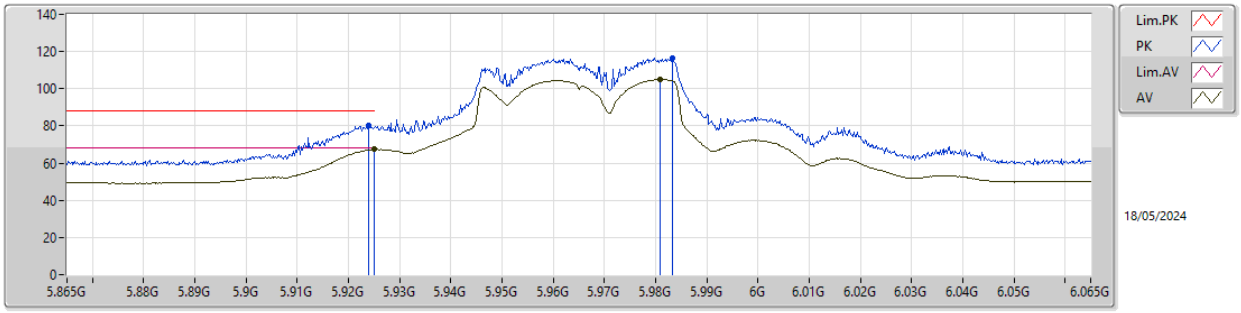

EUT Y_2TX
SET 20.5
25\17\21\19\20\20.5
-17.60\15.10\-2.32\9.64\4.00\0.85

Type	Freq	Level	Limit	Margin	Raw	Dist	Condition	Azimuth	Height	Comment	AF	CL	PA
	(Hz)	(dBuV/m)	(dBuV/m)	(dB)	(dBuV)	(m)		(°)	(m)		(dB)	(dB)	(dB)
PK	5.924G	80.26	88.20	-7.94	73.19	3	Vertical	62	1.80	20.5	32.40	7.64	32.97
RMS	5.925G	67.35	68.20	-0.85	60.28	3	Vertical	62	1.80	20.5	32.40	7.64	32.97
PK	5.9832G	116.48	Inf	-Inf	109.33	3	Vertical	62	1.80	20.5	32.47	7.67	32.99
RMS	5.9808G	104.90	Inf	-Inf	97.76	3	Vertical	62	1.80	20.5	32.46	7.67	32.99

5.925-6.425GHz_802.11be EHT40_Nss1,(MCS0)_2TX

5965MHz_TX

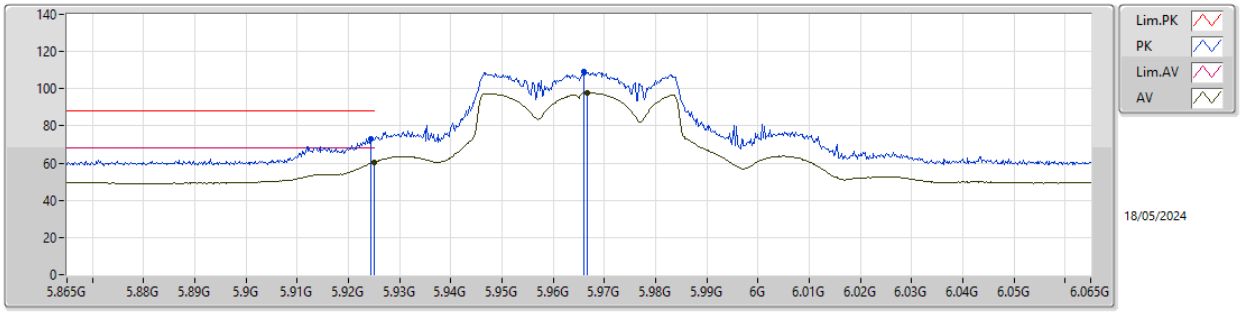

EUT Y_2TX
SET 20.5

Type	Freq	Level	Limit	Margin	Raw	Dist	Condition	Azimuth	Height	Comment	AF	CL	PA
	(Hz)	(dBuV/m)	(dBuV/m)	(dB)	(dBuV)	(m)		(°)	(m)		(dB)	(dB)	(dB)
PK	5.9244G	72.89	88.20	-15.31	65.82	3	Horizontal	302	2.95	20.5	32.40	7.64	32.97
RMS	5.925G	60.55	68.20	-7.65	53.48	3	Horizontal	302	2.95	20.5	32.40	7.64	32.97
PK	5.966G	109.41	Inf	-Inf	102.31	3	Horizontal	302	2.95	20.5	32.43	7.66	32.99
RMS	5.9666G	97.68	Inf	-Inf	90.58	3	Horizontal	302	2.95	20.5	32.43	7.66	32.99

5.925-6.425GHz_802.11be EHT40_Nss1,(MCS0)_2TX

5965MHz_TX

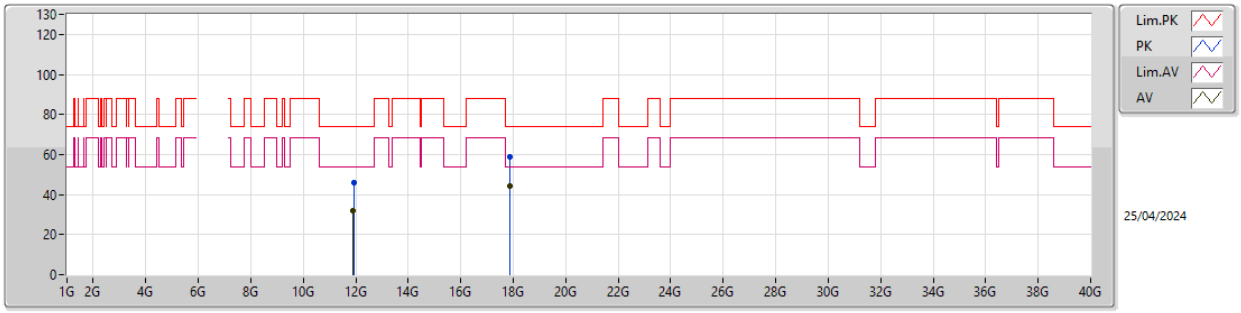

EUT Y_2TX
SET 25

Type	Freq	Level	Limit	Margin	Raw	Dist	Condition	Azimuth	Height	Comment	AF	CL	PA
	(Hz)	(dBuV/m)	(dBuV/m)	(dB)	(dBuV)	(m)		(°)	(m)		(dB)	(dB)	(dB)
PK	11.95278G	45.99	74.00	-28.01	61.66	3	Vertical	309	1.80	25	39.01	11.09	65.77
AV	11.9093G	32.11	54.00	-21.89	47.92	3	Vertical	309	1.80	25	38.92	11.07	65.80
PK	17.87894G	59.05	74.00	-14.95	61.77	3	Vertical	22	1.80	25	46.39	13.41	62.52
AV	17.88109G	44.46	54.00	-9.54	47.11	3	Vertical	22	1.80	25	46.45	13.41	62.51

5.925-6.425GHz_802.11be EHT40_Nss1,(MCS0)_2TX

5965MHz_TX

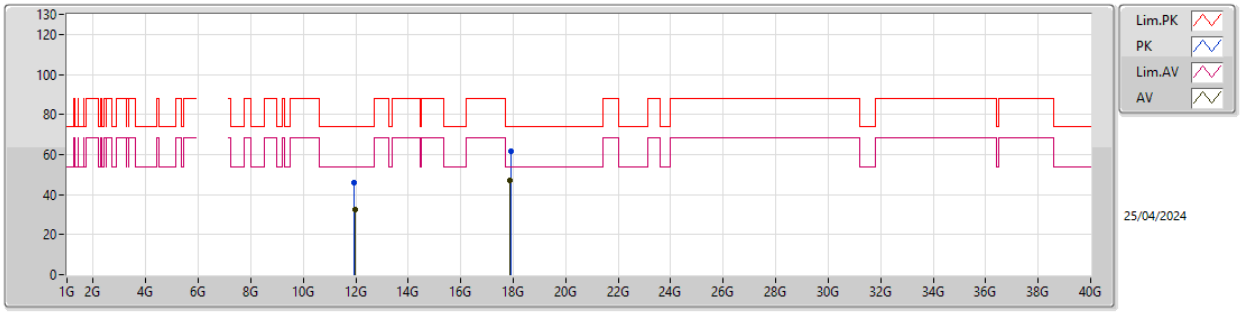

EUT Y_2TX
SET 25

Type	Freq	Level	Limit	Margin	Raw	Dist	Condition	Azimuth	Height	Comment	AF	CL	PA
	(Hz)	(dBuV/m)	(dBuV/m)	(dB)	(dBuV)	(m)		(°)	(m)		(dB)	(dB)	(dB)
PK	11.95637G	46.10	74.00	-27.90	61.76	3	Horizontal	342	1.80	25	39.01	11.10	65.77
AV	11.96708G	32.29	54.00	-21.71	47.92	3	Horizontal	342	1.80	25	39.03	11.10	65.76
PK	17.90379G	61.68	74.00	-12.32	63.75	3	Horizontal	13	1.80	25	46.98	13.42	62.47
AV	17.88525G	46.99	54.00	-7.01	49.53	3	Horizontal	13	1.80	25	46.55	13.41	62.50

5.925-6.425GHz_802.11be EHT40_Nss1,(MCS0)_2TX

5965MHz_TX

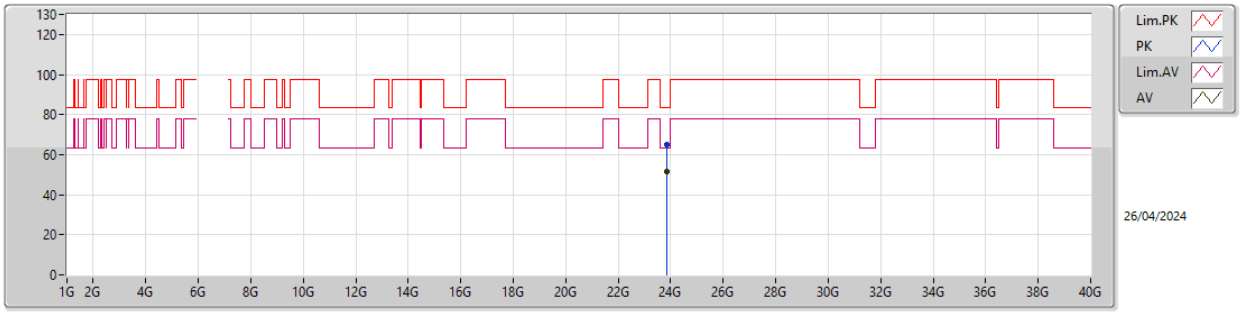

EUT Y_2TX
SET 25

Type	Freq	Level	Limit	Margin	Raw	Dist	Condition	Azimuth	Height	Comment	AF	CL	PA
	(Hz)	(dBuV/m)	(dBuV/m)	(dB)	(dBuV)	(m)		(°)	(m)		(dB)	(dB)	(dB)
PK	23.86879G	64.77	83.54	-18.77	55.77	1	Vertical	25	1.80	25	38.80	17.36	47.16
AV	23.86679G	51.50	63.54	-12.04	42.50	1	Vertical	25	1.80	25	38.80	17.36	47.16

5.925-6.425GHz_802.11be EHT40_Nss1,(MCS0)_2TX

5965MHz_TX

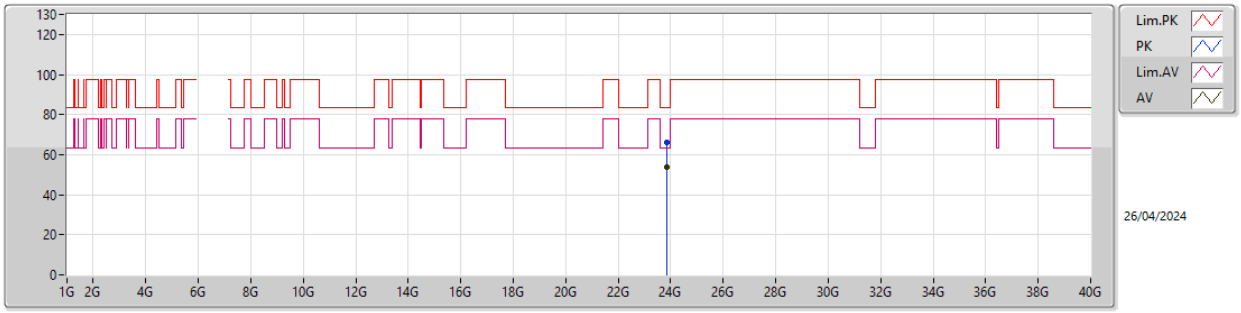

EUT Y_2TX
SET 25

Type	Freq	Level	Limit	Margin	Raw	Dist	Condition	Azimuth	Height	Comment	AF	CL	PA
	(Hz)	(dBuV/m)	(dBuV/m)	(dB)	(dBuV)	(m)		(°)	(m)		(dB)	(dB)	(dB)
PK	23.85784G	66.15	83.54	-17.39	57.15	1	Horizontal	345	1.80	25	38.80	17.36	47.16
AV	23.86024G	54.07	63.54	-9.47	45.07	1	Horizontal	345	1.80	25	38.80	17.36	47.16

5.925-6.425GHz_802.11be EHT40_Nss1,(MCS0)_2TX

6205MHz_TX

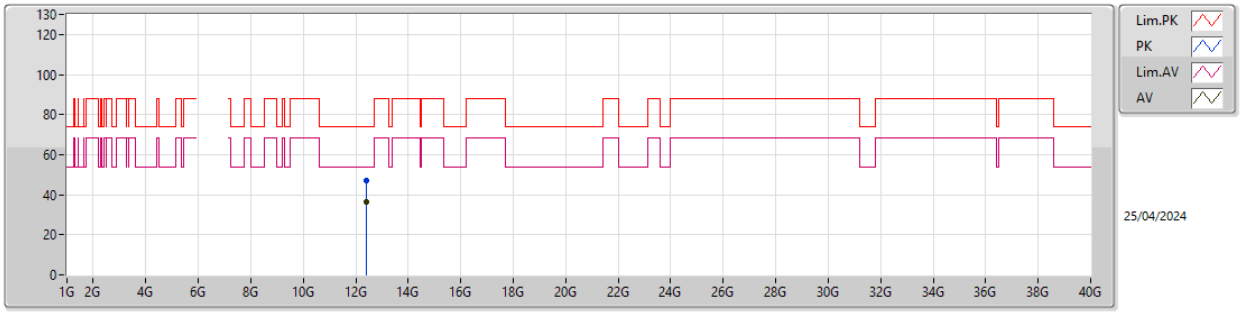

EUT Y_2TX
SET 25

Type	Freq	Level	Limit	Margin	Raw	Dist	Condition	Azimuth	Height	Comment	AF	CL	PA
	(Hz)	(dBuV/m)	(dBuV/m)	(dB)	(dBuV)	(m)		(°)	(m)		(dB)	(dB)	(dB)
PK	12.4104G	47.07	74.00	-26.93	62.42	3	Vertical	35	1.80	25	38.74	11.28	65.37
AV	12.40992G	36.27	54.00	-17.73	51.62	3	Vertical	35	1.80	25	38.74	11.28	65.37

5.925-6.425GHz_802.11be EHT40_Nss1,(MCS0)_2TX

6205MHz_TX

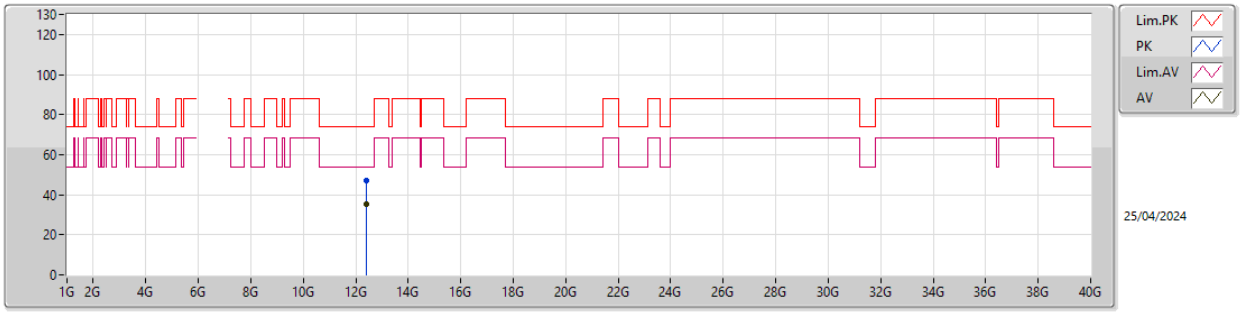

EUT Y_2TX
SET 25

Type	Freq	Level	Limit	Margin	Raw	Dist	Condition	Azimuth	Height	Comment	AF	CL	PA
	(Hz)	(dBuV/m)	(dBuV/m)	(dB)	(dBuV)	(m)		(°)	(m)		(dB)	(dB)	(dB)
PK	12.42543G	47.33	74.00	-26.67	62.76	3	Horizontal	94	1.80	25	38.65	11.28	65.36
AV	12.4104G	35.37	54.00	-18.63	50.72	3	Horizontal	94	1.80	25	38.74	11.28	65.37

5.925-6.425GHz_802.11be EHT40_Nss1,(MCS0)_2TX

6205MHz_TX

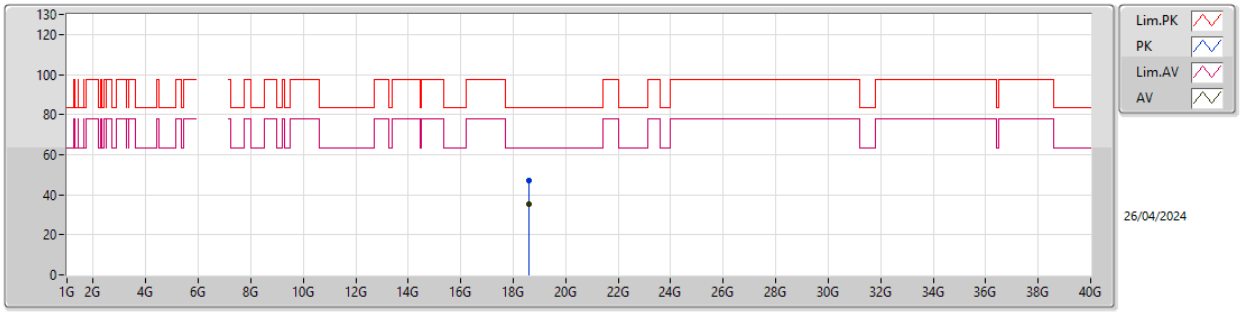

EUT Y_2TX
SET 25

Type	Freq	Level	Limit	Margin	Raw	Dist	Condition	Azimuth	Height	Comment	AF	CL	PA
	(Hz)	(dBuV/m)	(dBuV/m)	(dB)	(dBuV)	(m)		(°)	(m)		(dB)	(dB)	(dB)
PK	18.60221G	47.29	83.54	-36.25	43.93	1	Vertical	159	1.24	25	37.70	15.27	49.61
AV	18.61828G	35.48	63.54	-28.06	32.07	1	Vertical	159	1.24	25	37.74	15.27	49.60

5.925-6.425GHz_802.11be EHT40_Nss1,(MCS0)_2TX

6205MHz_TX

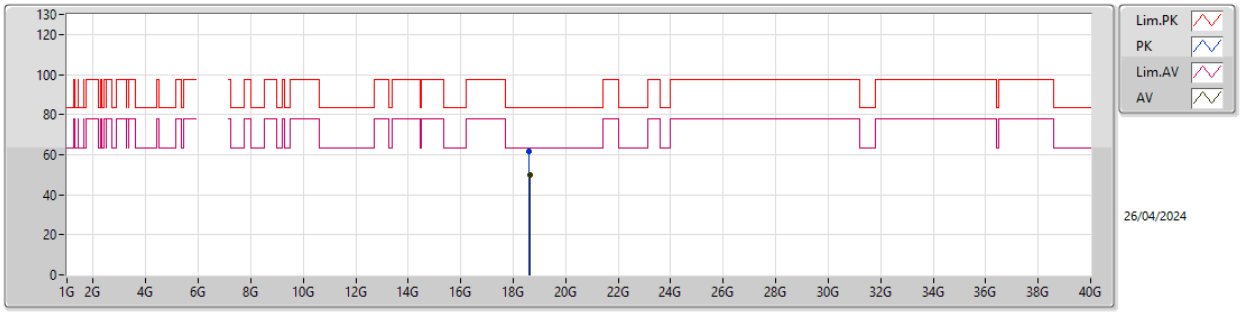

EUT Y_2TX
SET 25

Type	Freq	Level	Limit	Margin	Raw	Dist	Condition	Azimuth	Height	Comment	AF	CL	PA
	(Hz)	(dBuV/m)	(dBuV/m)	(dB)	(dBuV)	(m)		(°)	(m)		(dB)	(dB)	(dB)
PK	18.60637G	61.79	83.54	-21.75	58.42	1	Horizontal	11	1.81	25	37.71	15.27	49.61
AV	18.62459G	49.85	63.54	-13.69	46.43	1	Horizontal	11	1.81	25	37.75	15.27	49.60

5.925-6.425GHz_802.11be EHT40_Nss1,(MCS0)_2TX

6405MHz_TX

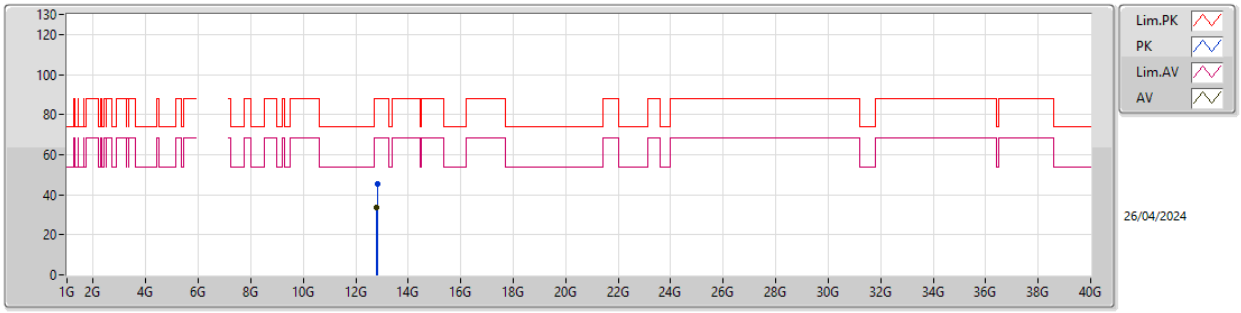

EUT Y_2TX
SET 25

Type	Freq	Level	Limit	Margin	Raw	Dist	Condition	Azimuth	Height	Comment	AF	CL	PA
	(Hz)	(dBuV/m)	(dBuV/m)	(dB)	(dBuV)	(m)		(°)	(m)		(dB)	(dB)	(dB)
PK	12.84541G	45.61	88.20	-42.59	60.13	3	Vertical	7	1.80	25	39.29	11.44	65.25
RMS	12.80984G	33.87	68.20	-34.33	48.47	3	Vertical	7	1.80	25	39.22	11.43	65.25

5.925-6.425GHz_802.11be EHT40_Nss1,(MCS0)_2TX

6405MHz_TX

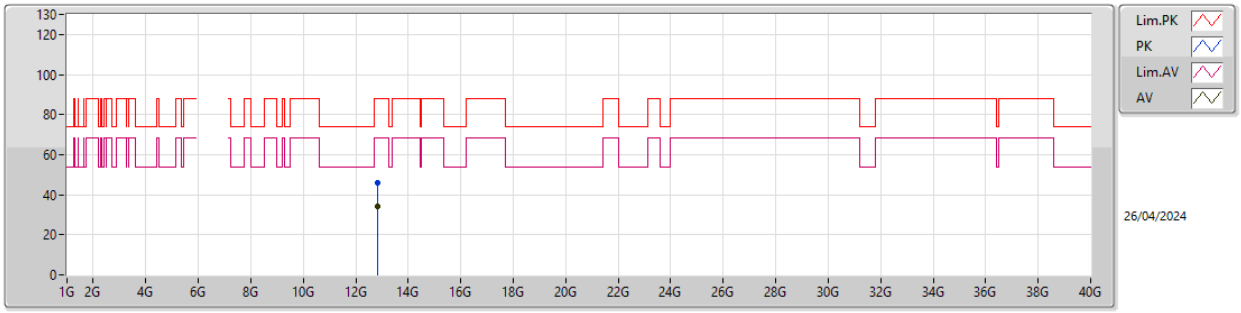

EUT Y_2TX
SET 25

Type	Freq	Level	Limit	Margin	Raw	Dist	Condition	Azimuth	Height	Comment	AF	CL	PA
	(Hz)	(dBuV/m)	(dBuV/m)	(dB)	(dBuV)	(m)		(°)	(m)		(dB)	(dB)	(dB)
PK	12.8458G	45.88	88.20	-42.32	60.40	3	Horizontal	341	1.80	25	39.29	11.44	65.25
RMS	12.84852G	34.04	68.20	-34.16	48.55	3	Horizontal	341	1.80	25	39.30	11.44	65.25

5.925-6.425GHz_802.11be EHT40_Nss1,(MCS0)_2TX

6405MHz_TX

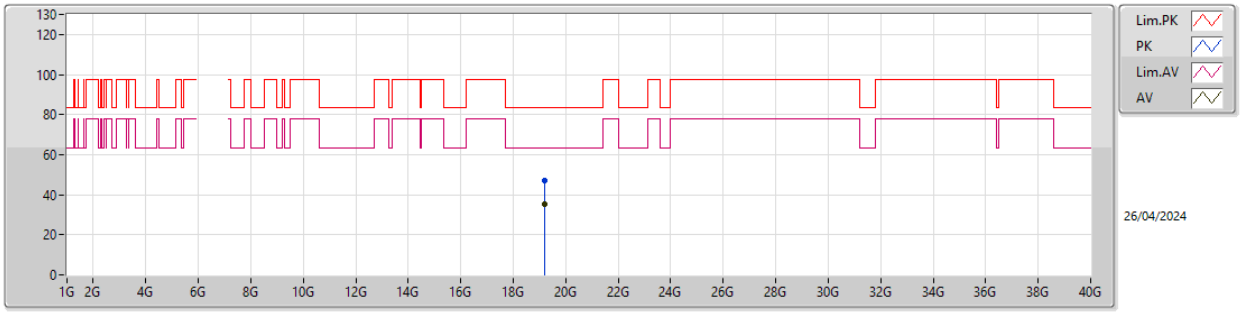

EUT Y_2TX
SET 25

Type	Freq	Level	Limit	Margin	Raw	Dist	Condition	Azimuth	Height	Comment	AF	CL	PA
	(Hz)	(dBuV/m)	(dBuV/m)	(dB)	(dBuV)	(m)		(°)	(m)		(dB)	(dB)	(dB)
PK	19.1983G	47.17	83.54	-36.37	43.41	1	Vertical	105	2.22	25	37.99	15.24	49.47
AV	19.21724G	35.46	63.54	-28.08	31.74	1	Vertical	105	2.22	25	37.97	15.24	49.49

5.925-6.425GHz_802.11be EHT40_Nss1,(MCS0)_2TX

6405MHz_TX

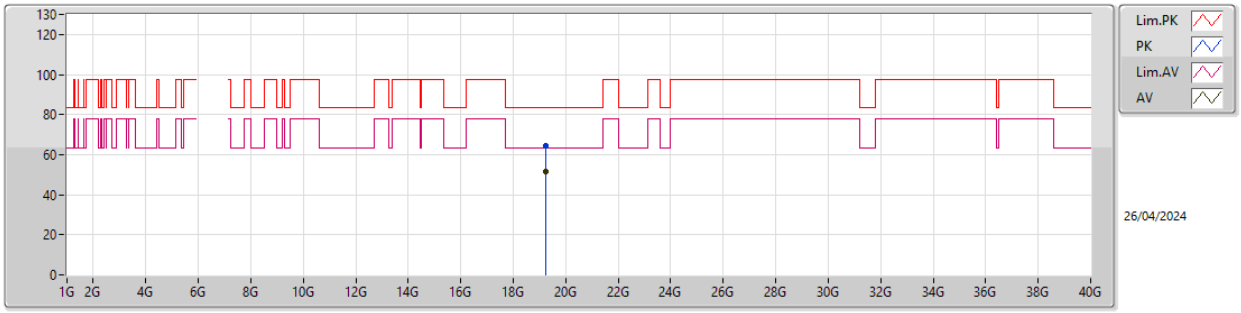

EUT Y_2TX
SET 25

Type	Freq	Level	Limit	Margin	Raw	Dist	Condition	Azimuth	Height	Comment	AF	CL	PA
	(Hz)	(dBuV/m)	(dBuV/m)	(dB)	(dBuV)	(m)		(°)	(m)		(dB)	(dB)	(dB)
PK	19.24489G	64.39	83.54	-19.15	60.75	1	Horizontal	47	1.70	25	37.91	15.24	49.51
AV	19.22659G	51.38	63.54	-12.16	47.68	1	Horizontal	47	1.70	25	37.95	15.24	49.49

6.525-6.875GHz_802.11be EHT40_Nss1,(MCS0)_2TX

6565MHz_TX

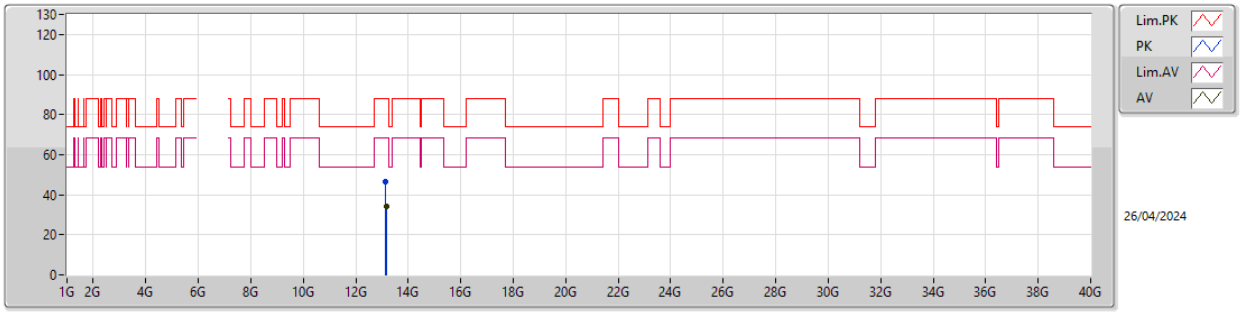

EUT Y_2TX
SET 25

Type	Freq	Level	Limit	Margin	Raw	Dist	Condition	Azimuth	Height	Comment	AF	CL	PA
	(Hz)	(dBuV/m)	(dBuV/m)	(dB)	(dBuV)	(m)		(°)	(m)		(dB)	(dB)	(dB)
PK	13.14031G	46.37	88.20	-41.83	60.42	3	Vertical	138	1.80	25	39.36	11.55	64.96
RMS	13.16948G	34.38	68.20	-33.82	48.40	3	Vertical	138	1.80	25	39.32	11.56	64.90

6.525-6.875GHz_802.11be EHT40_Nss1,(MCS0)_2TX

6565MHz_TX

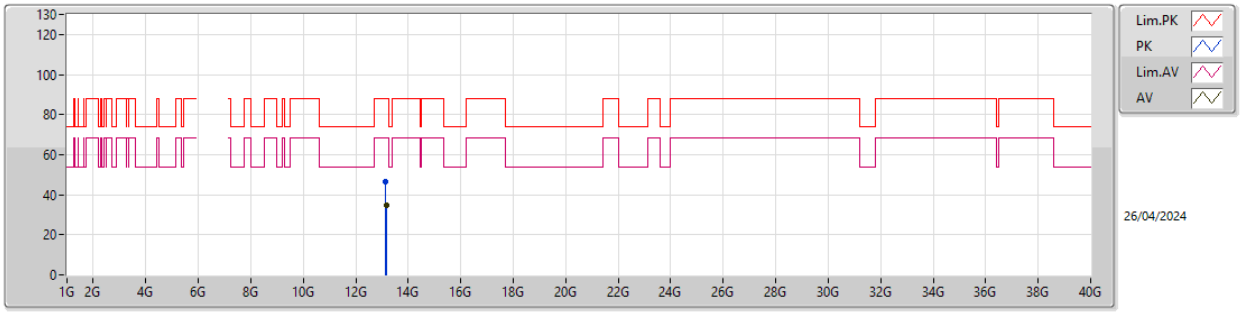

EUT Y_2TX
SET 25

Type	Freq	Level	Limit	Margin	Raw	Dist	Condition	Azimuth	Height	Comment	AF	CL	PA
	(Hz)	(dBuV/m)	(dBuV/m)	(dB)	(dBuV)	(m)		(°)	(m)		(dB)	(dB)	(dB)
PK	13.132G	46.65	88.20	-41.55	60.74	3	Horizontal	200	1.80	25	39.33	11.55	64.97
RMS	13.16988G	34.85	68.20	-33.35	48.87	3	Horizontal	200	1.80	25	39.32	11.56	64.90

6.525-6.875GHz_802.11be EHT40_Nss1,(MCS0)_2TX

6565MHz_TX

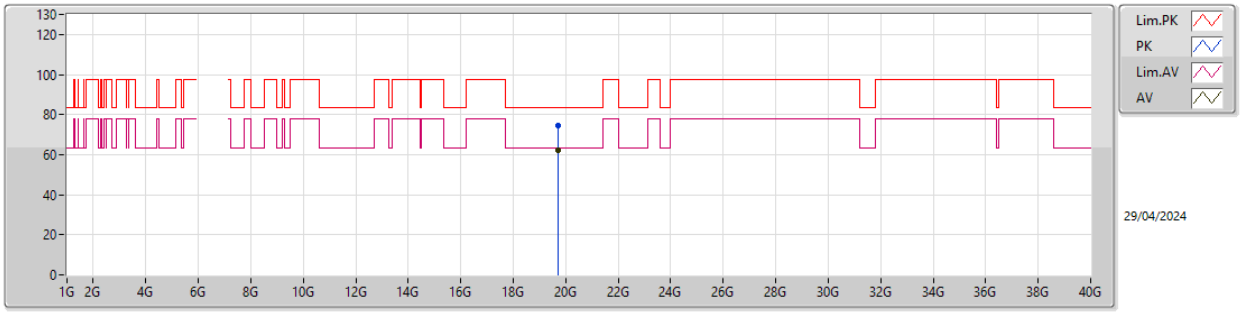

EUT Y_2TX
SET 24

Type	Freq	Level	Limit	Margin	Raw	Dist	Condition	Azimuth	Height	Comment	AF	CL	PA
	(Hz)	(dBuV/m)	(dBuV/m)	(dB)	(dBuV)	(m)		(°)	(m)		(dB)	(dB)	(dB)
PK	19.70811G	74.62	83.54	-8.92	71.10	1	Vertical	12	1.87	24	37.82	15.21	49.51
AV	19.68845G	62.34	63.54	-1.20	58.78	1	Vertical	12	1.87	24	37.87	15.22	49.53

6.525-6.875GHz_802.11be EHT40_Nss1,(MCS0)_2TX

6565MHz_TX

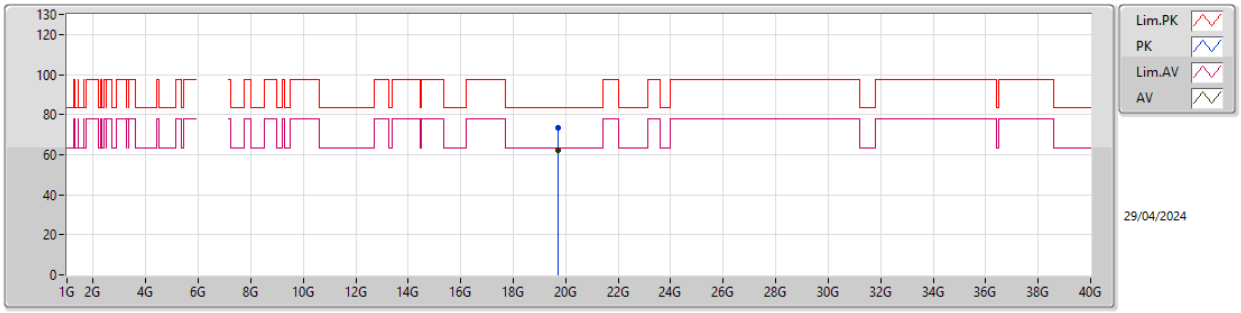

EUT Y_2TX
SET 24

Type	Freq	Level	Limit	Margin	Raw	Dist	Condition	Azimuth	Height	Comment	AF	CL	PA
	(Hz)	(dBuV/m)	(dBuV/m)	(dB)	(dBuV)	(m)		(°)	(m)		(dB)	(dB)	(dB)
PK	19.69212G	73.54	83.54	-10.00	69.99	1	Horizontal	331	1.76	24	37.85	15.22	49.52
AV	19.6906G	62.45	63.54	-1.09	58.89	1	Horizontal	333	1.72	24	37.86	15.22	49.52

6.525-6.875GHz_802.11be EHT40_Nss1,(MCS0)_2TX

6685MHz_TX

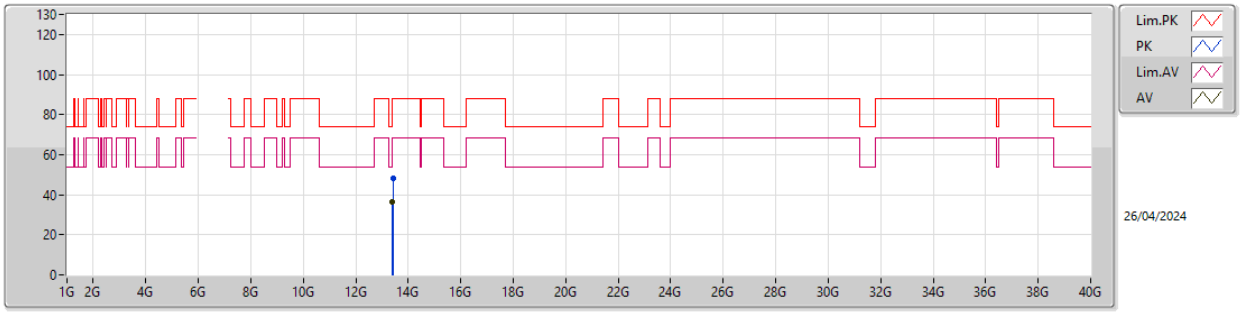

EUT Y_2TX
SET 25

Type	Freq	Level	Limit	Margin	Raw	Dist	Condition	Azimuth	Height	Comment	AF	CL	PA
	(Hz)	(dBuV/m)	(dBuV/m)	(dB)	(dBuV)	(m)		(°)	(m)		(dB)	(dB)	(dB)
PK	13.40948G	48.45	88.20	-39.75	61.39	3	Vertical	256	1.80	25	39.84	11.66	64.44
RMS	13.40716G	36.27	68.20	-31.93	49.23	3	Vertical	256	1.80	25	39.83	11.65	64.44

6.525-6.875GHz_802.11be EHT40_Nss1,(MCS0)_2TX

6685MHz_TX

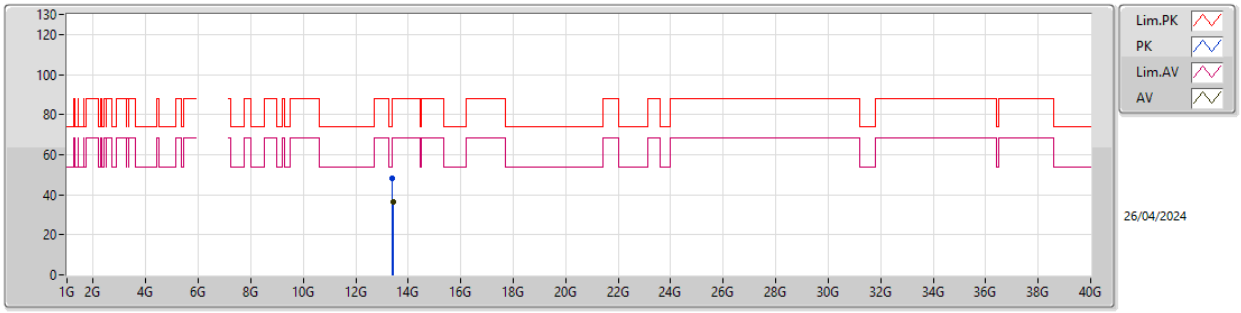

EUT Y_2TX
SET 25

Type	Freq	Level	Limit	Margin	Raw	Dist	Condition	Azimuth	Height	Comment	AF	CL	PA
	(Hz)	(dBuV/m)	(dBuV/m)	(dB)	(dBuV)	(m)		(°)	(m)		(dB)	(dB)	(dB)
PK	13.40695G	48.14	88.20	-40.06	61.10	3	Horizontal	252	1.80	25	39.83	11.65	64.44
RMS	13.40915G	36.23	68.20	-31.97	49.17	3	Horizontal	252	1.80	25	39.84	11.66	64.44

6.525-6.875GHz_802.11be EHT40_Nss1,(MCS0)_2TX

6685MHz_TX

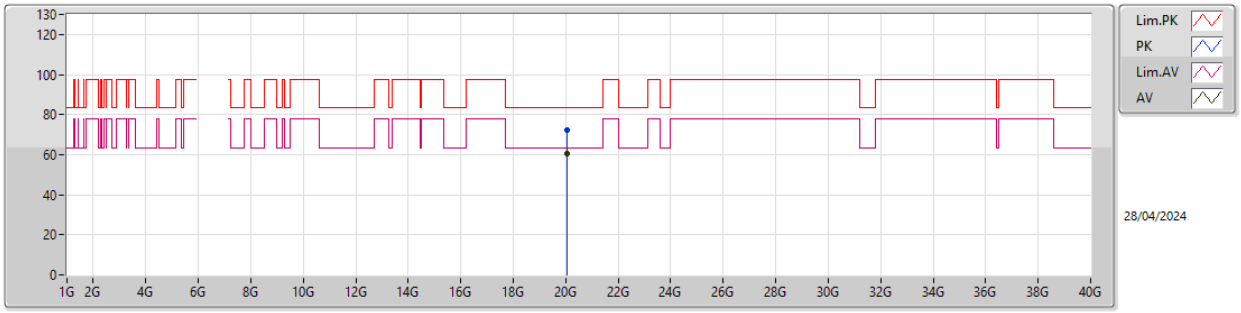

EUT Y_2TX
SET 25

Type	Freq	Level	Limit	Margin	Raw	Dist	Condition	Azimuth	Height	Comment	AF	CL	PA
	(Hz)	(dBuV/m)	(dBuV/m)	(dB)	(dBuV)	(m)		(°)	(m)		(dB)	(dB)	(dB)
PK	20.03822G	72.32	83.54	-11.22	68.63	1	Vertical	17	1.80	25	37.72	15.23	49.26
AV	20.05732G	60.61	63.54	-2.93	56.89	1	Vertical	17	1.80	25	37.73	15.25	49.26

6.525-6.875GHz_802.11be EHT40_Nss1,(MCS0)_2TX

6685MHz_TX

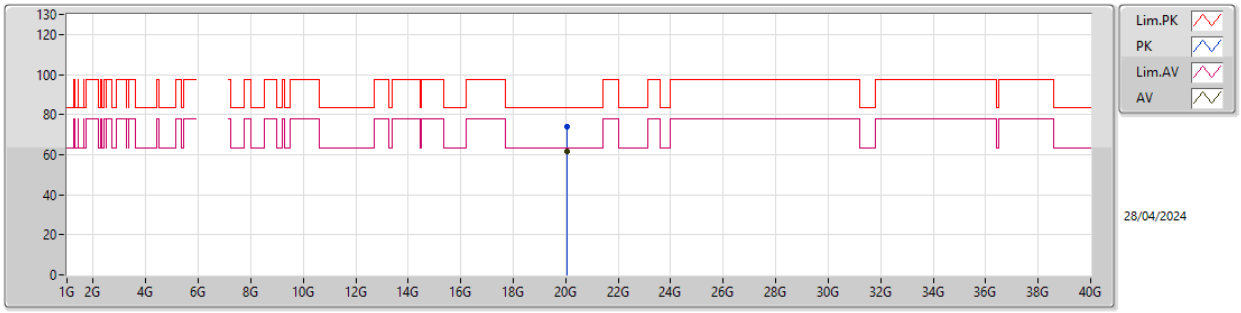

EUT Y_2TX
SET 25

Type	Freq	Level	Limit	Margin	Raw	Dist	Condition	Azimuth	Height	Comment	AF	CL	PA
	(Hz)	(dBuV/m)	(dBuV/m)	(dB)	(dBuV)	(m)		(°)	(m)		(dB)	(dB)	(dB)
PK	20.05076G	74.14	83.54	-9.40	70.46	1	Horizontal	28	1.80	25	37.70	15.24	49.26
AV	20.05116G	61.91	63.54	-1.63	58.23	1	Horizontal	28	1.80	25	37.70	15.24	49.26

6.525-6.875GHz_802.11be EHT40_Nss1,(MCS0)_2TX

6845MHz_TX

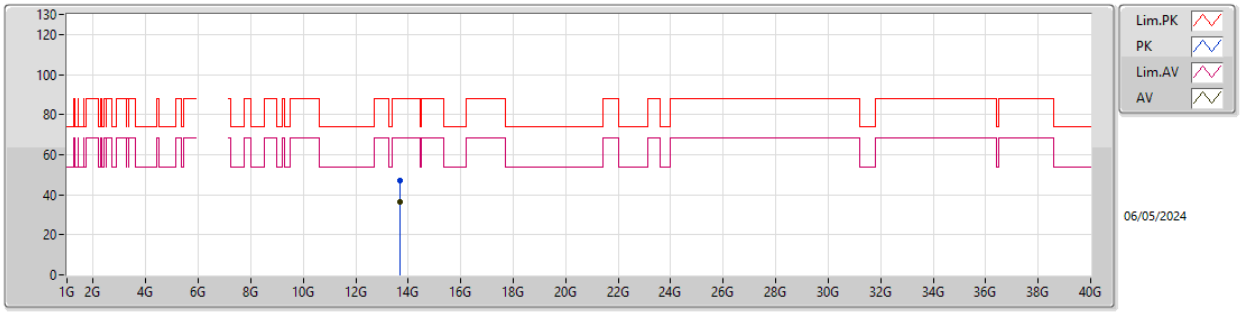

EUT Y_2TX
SET 25

Type	Freq	Level	Limit	Margin	Raw	Dist	Condition	Azimuth	Height	Comment	AF	CL	PA
	(Hz)	(dBuV/m)	(dBuV/m)	(dB)	(dBuV)	(m)		(°)	(m)		(dB)	(dB)	(dB)
PK	13.66585G	47.06	88.20	-41.14	59.54	3	Vertical	91	1.50	25	40.10	11.75	64.33
RMS	13.69835G	36.23	68.20	-31.97	48.70	3	Vertical	91	1.50	25	40.10	11.77	64.34

6.525-6.875GHz_802.11be EHT40_Nss1,(MCS0)_2TX

6845MHz_TX

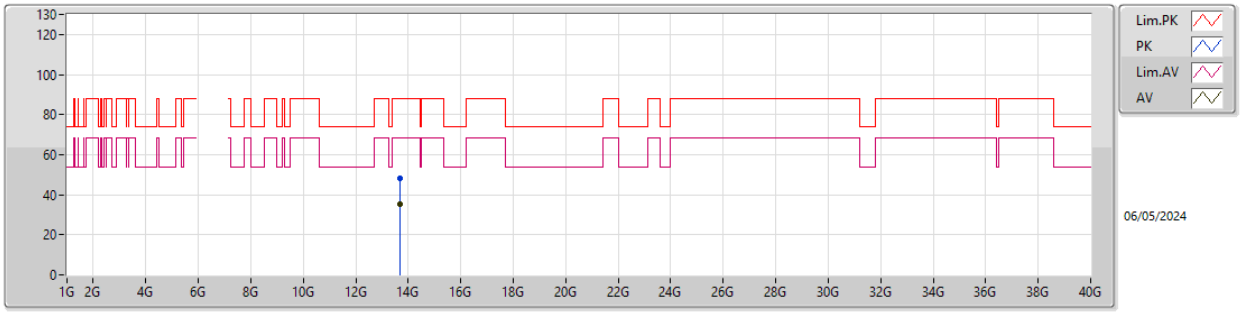

EUT Y_2TX
SET 25

Type	Freq	Level	Limit	Margin	Raw	Dist	Condition	Azimuth	Height	Comment	AF	CL	PA
	(Hz)	(dBuV/m)	(dBuV/m)	(dB)	(dBuV)	(m)		(°)	(m)		(dB)	(dB)	(dB)
PK	13.681G	48.44	88.20	-39.76	60.91	3	Horizontal	291	2.17	25	40.10	11.76	64.33
RMS	13.69895G	35.23	68.20	-32.97	47.70	3	Horizontal	291	2.17	25	40.10	11.77	64.34

6.525-6.875GHz_802.11be EHT40_Nss1,(MCS0)_2TX

6845MHz_TX

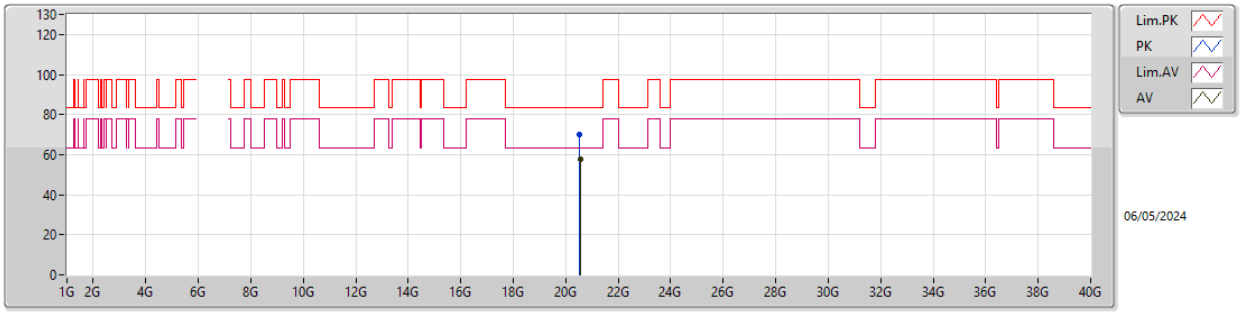

EUT Y_2TX
SET 25

Type	Freq	Level	Limit	Margin	Raw	Dist	Condition	Azimuth	Height	Comment	AF	CL	PA
	(Hz)	(dBuV/m)	(dBuV/m)	(dB)	(dBuV)	(m)		(°)	(m)		(dB)	(dB)	(dB)
PK	20.5194G	69.81	83.54	-13.73	65.60	1	Vertical	267	1.60	25	37.72	15.62	49.13
AV	20.5576G	57.83	63.54	-5.71	53.37	1	Vertical	267	1.60	25	37.92	15.65	49.11

6.525-6.875GHz_802.11be EHT40_Nss1,(MCS0)_2TX

6845MHz_TX

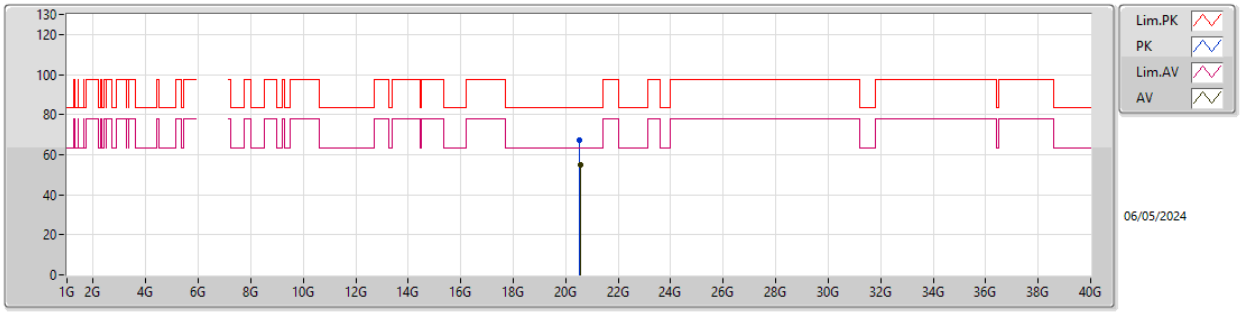

EUT Y_2TX
SET 25

Type	Freq	Level	Limit	Margin	Raw	Dist	Condition	Azimuth	Height	Comment	AF	CL	PA
	(Hz)	(dBuV/m)	(dBuV/m)	(dB)	(dBuV)	(m)		(°)	(m)		(dB)	(dB)	(dB)
PK	20.51275G	67.15	83.54	-16.39	62.99	1	Horizontal	161	1.57	25	37.68	15.61	49.13
AV	20.5584G	54.83	63.54	-8.71	50.37	1	Horizontal	161	1.57	25	37.92	15.65	49.11

5.925-6.425GHz_802.11be EHT80_Nss1,(MCS0)_2TX

5985MHz_TX

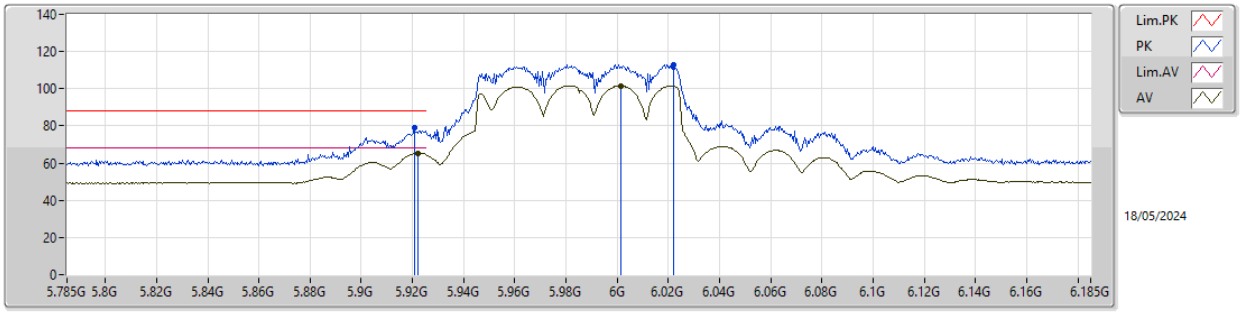

EUT Y_2TX
SET 20.5
25\17\21\19\20\20.5
-18.04\15.91\-0.15\10.78\5.71\2.94

Type	Freq	Level	Limit	Margin	Raw	Dist	Condition	Azimuth	Height	Comment	AF	CL	PA
	(Hz)	(dBuV/m)	(dBuV/m)	(dB)	(dBuV)	(m)		(°)	(m)		(dB)	(dB)	(dB)
PK	5.9206G	78.97	88.20	-9.23	71.90	3	Vertical	60	1.80	20.5	32.40	7.64	32.97
RMS	5.9222G	65.26	68.20	-2.94	58.19	3	Vertical	60	1.80	20.5	32.40	7.64	32.97
PK	6.0222G	113.08	Inf	-Inf	105.86	3	Vertical	60	1.80	20.5	32.54	7.68	33.00
RMS	6.0014G	101.60	Inf	-Inf	94.42	3	Vertical	60	1.80	20.5	32.50	7.68	33.00

5.925-6.425GHz_802.11be EHT80_Nss1,(MCS0)_2TX

5985MHz_TX

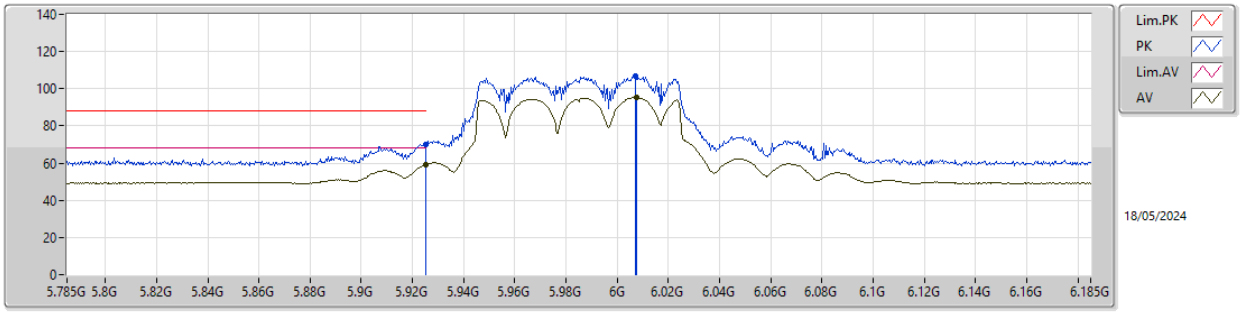

EUT Y_2TX
SET 20.5

Type	Freq	Level	Limit	Margin	Raw	Dist	Condition	Azimuth	Height	Comment	AF	CL	PA
	(Hz)	(dBuV/m)	(dBuV/m)	(dB)	(dBuV)	(m)		(°)	(m)		(dB)	(dB)	(dB)
PK	5.925G	70.16	88.20	-18.04	63.09	3	Horizontal	306	2.95	20.5	32.40	7.64	32.97
RMS	5.925G	59.20	68.20	-9.00	52.13	3	Horizontal	306	2.95	20.5	32.40	7.64	32.97
PK	6.007G	106.68	Inf	-Inf	99.49	3	Horizontal	306	2.95	20.5	32.51	7.68	33.00
RMS	6.0074G	95.26	Inf	-Inf	88.07	3	Horizontal	306	2.95	20.5	32.51	7.68	33.00

5.925-6.425GHz_802.11be EHT80_Nss1,(MCS0)_2TX

5985MHz_TX

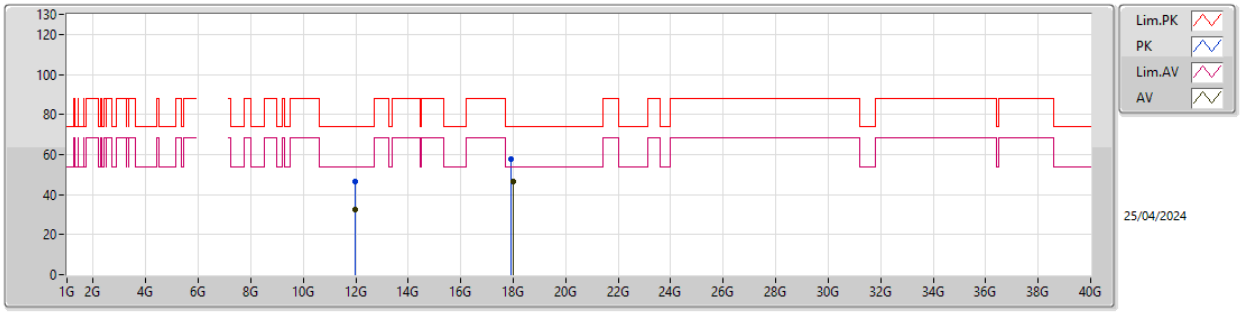

EUT Y_2TX
SET 25

Type	Freq	Level	Limit	Margin	Raw	Dist	Condition	Azimuth	Height	Comment	AF	CL	PA
	(Hz)	(dBuV/m)	(dBuV/m)	(dB)	(dBuV)	(m)		(°)	(m)		(dB)	(dB)	(dB)
PK	11.99094G	46.37	74.00	-27.63	61.92	3	Vertical	6	1.80	25	39.08	11.12	65.75
AV	11.96984G	32.72	54.00	-21.28	48.34	3	Vertical	6	1.80	25	39.04	11.10	65.76
PK	17.90305G	57.88	74.00	-16.12	59.96	3	Vertical	22	1.80	25	46.97	13.42	62.47
AV	17.98153G	46.43	54.00	-7.57	46.30	3	Vertical	22	1.80	25	49.01	13.44	62.32

5.925-6.425GHz_802.11be EHT80_Nss1,(MCS0)_2TX

5985MHz_TX

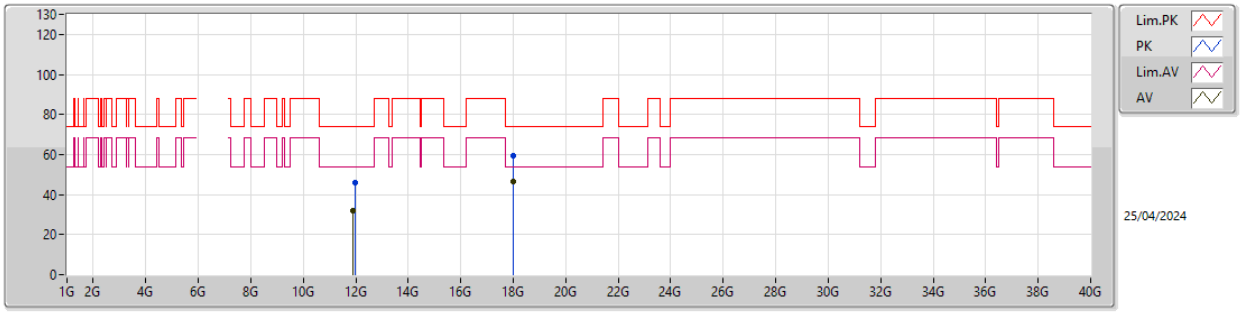

EUT Y_2TX
SET 25

Type	Freq	Level	Limit	Margin	Raw	Dist	Condition	Azimuth	Height	Comment	AF	CL	PA
	(Hz)	(dBuV/m)	(dBuV/m)	(dB)	(dBuV)	(m)		(°)	(m)		(dB)	(dB)	(dB)
PK	11.98678G	45.96	74.00	-28.04	61.53	3	Horizontal	360	1.80	25	39.07	11.11	65.75
AV	11.91006G	32.15	54.00	-21.85	47.96	3	Horizontal	360	1.80	25	38.92	11.07	65.80
PK	17.98329G	59.48	74.00	-14.52	59.28	3	Horizontal	9	1.80	25	49.07	13.44	62.31
AV	17.98137G	46.30	54.00	-7.70	46.18	3	Horizontal	9	1.80	25	49.00	13.44	62.32

5.925-6.425GHz_802.11be EHT80_Nss1,(MCS0)_2TX

5985MHz_TX

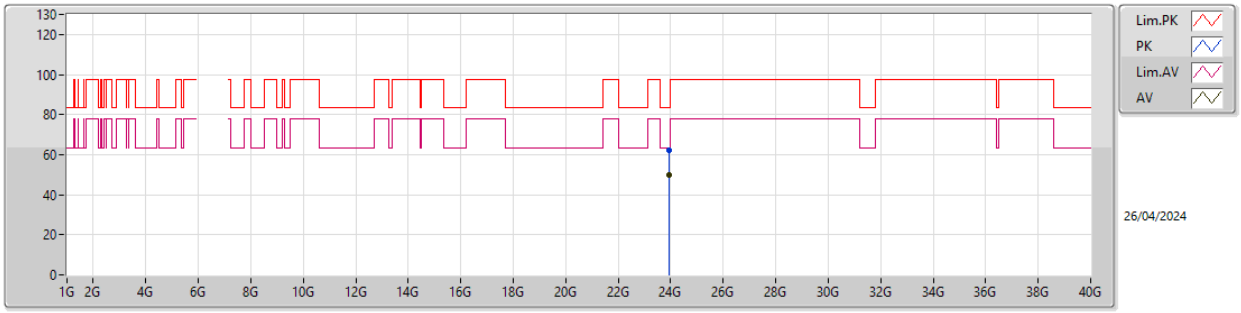

EUT Y_2TX
SET 25

Type	Freq	Level	Limit	Margin	Raw	Dist	Condition	Azimuth	Height	Comment	AF	CL	PA
	(Hz)	(dBuV/m)	(dBuV/m)	(dB)	(dBuV)	(m)		(°)	(m)		(dB)	(dB)	(dB)
PK	23.93904G	61.97	83.54	-21.57	52.83	1	Vertical	22	1.80	25	38.88	17.38	47.12
AV	23.94G	49.88	63.54	-13.66	40.74	1	Vertical	22	1.80	25	38.88	17.38	47.12

5.925-6.425GHz_802.11be EHT80_Nss1,(MCS0)_2TX

5985MHz_TX

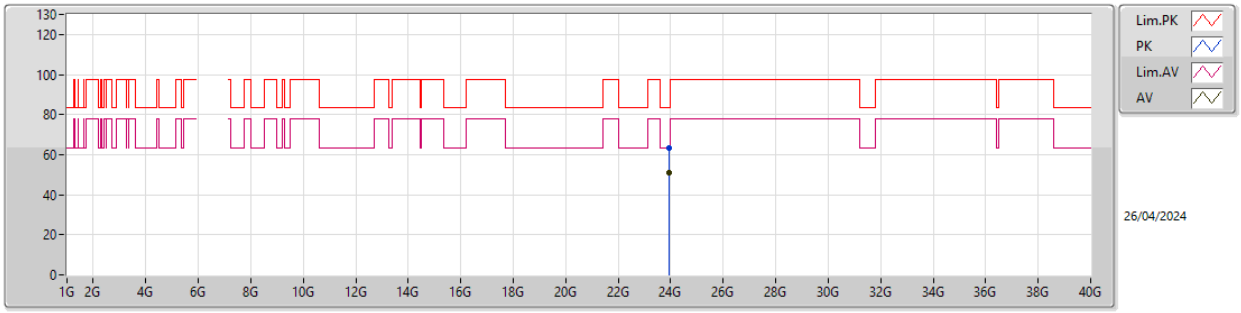

EUT Y_2TX
SET 25

Type	Freq	Level	Limit	Margin	Raw	Dist	Condition	Azimuth	Height	Comment	AF	CL	PA
	(Hz)	(dBuV/m)	(dBuV/m)	(dB)	(dBuV)	(m)		(°)	(m)		(dB)	(dB)	(dB)
PK	23.94G	63.35	83.54	-20.19	54.21	1	Horizontal	346	1.73	25	38.88	17.38	47.12
AV	23.93936G	51.18	63.54	-12.36	42.04	1	Horizontal	346	1.73	25	38.88	17.38	47.12

5.925-6.425GHz_802.11be EHT80_Nss1,(MCS0)_2TX

6225MHz_TX

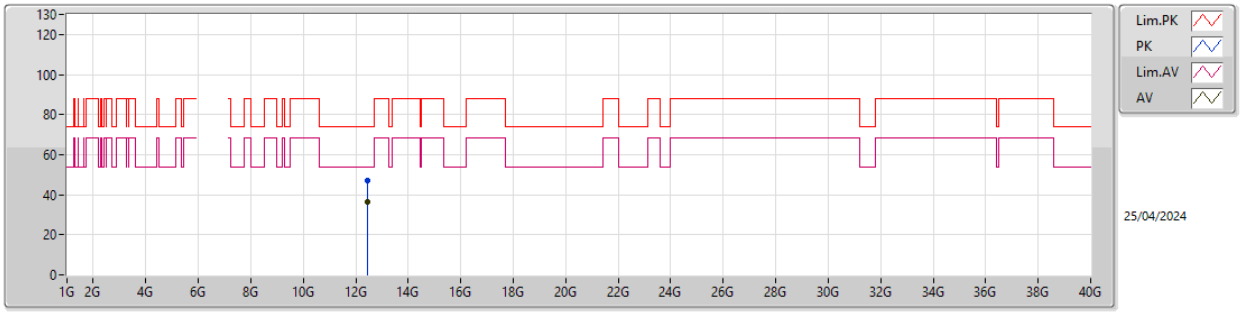

EUT Y_2TX
SET 25

Type	Freq	Level	Limit	Margin	Raw	Dist	Condition	Azimuth	Height	Comment	AF	CL	PA
	(Hz)	(dBuV/m)	(dBuV/m)	(dB)	(dBuV)	(m)		(°)	(m)		(dB)	(dB)	(dB)
PK	12.45016G	47.15	74.00	-26.85	62.69	3	Vertical	354	1.80	25	38.50	11.29	65.33
AV	12.44984G	36.33	54.00	-17.67	51.88	3	Vertical	354	1.80	25	38.50	11.29	65.34

5.925-6.425GHz_802.11be EHT80_Nss1,(MCS0)_2TX

6225MHz_TX

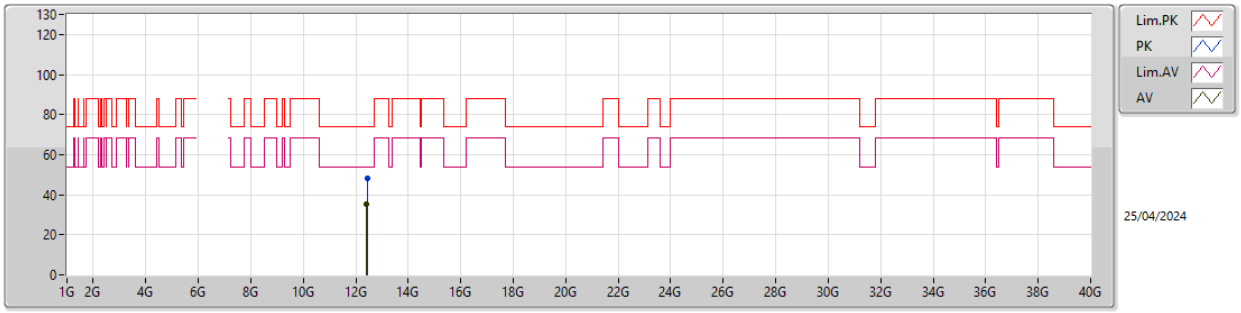

EUT Y_2TX
SET 25

Type	Freq	Level	Limit	Margin	Raw	Dist	Condition	Azimuth	Height	Comment	AF	CL	PA
	(Hz)	(dBuV/m)	(dBuV/m)	(dB)	(dBuV)	(m)		(°)	(m)		(dB)	(dB)	(dB)
PK	12.43018G	48.17	74.00	-25.83	63.62	3	Horizontal	67	1.80	25	38.62	11.28	65.35
AV	12.40253G	35.55	54.00	-18.45	50.88	3	Horizontal	67	1.80	25	38.78	11.27	65.38

5.925-6.425GHz_802.11be EHT80_Nss1,(MCS0)_2TX

6225MHz_TX

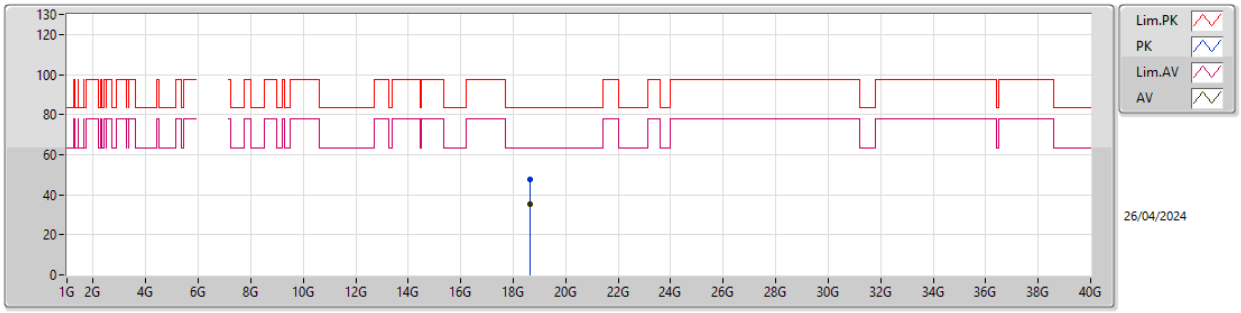

EUT Y_2TX
SET 25

Type	Freq	Level	Limit	Margin	Raw	Dist	Condition	Azimuth	Height	Comment	AF	CL	PA
	(Hz)	(dBuV/m)	(dBuV/m)	(dB)	(dBuV)	(m)		(°)	(m)		(dB)	(dB)	(dB)
PK	18.65454G	47.66	83.54	-35.88	44.18	1	Vertical	88	1.80	25	37.78	15.27	49.57
AV	18.64879G	35.18	63.54	-28.36	31.69	1	Vertical	88	1.80	25	37.80	15.27	49.58

5.925-6.425GHz_802.11be EHT80_Nss1,(MCS0)_2TX

6225MHz_TX

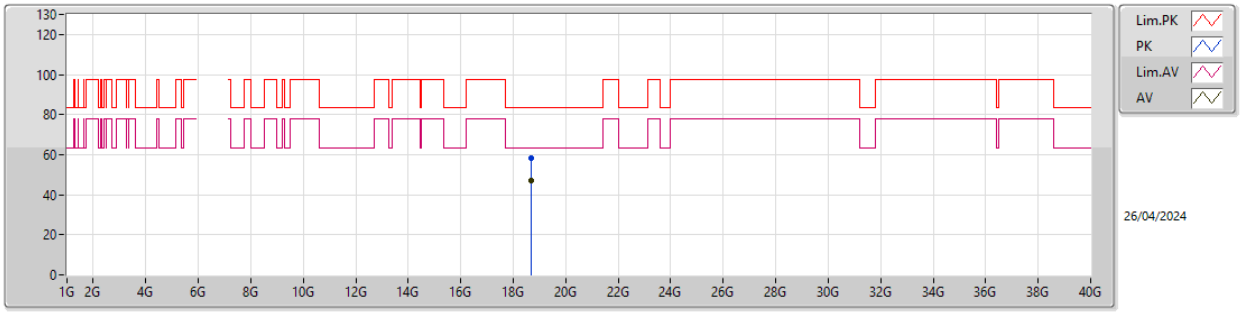

EUT Y_2TX
SET 25

Type	Freq	Level	Limit	Margin	Raw	Dist	Condition	Azimuth	Height	Comment	AF	CL	PA
	(Hz)	(dBuV/m)	(dBuV/m)	(dB)	(dBuV)	(m)		(°)	(m)		(dB)	(dB)	(dB)
PK	18.68331G	58.51	83.54	-25.03	55.13	1	Horizontal	12	1.80	25	37.67	15.27	49.56
AV	18.66429G	46.79	63.54	-16.75	43.35	1	Horizontal	12	1.80	25	37.74	15.27	49.57

5.925-6.425GHz_802.11be EHT80_Nss1,(MCS0)_2TX

6385MHz_TX

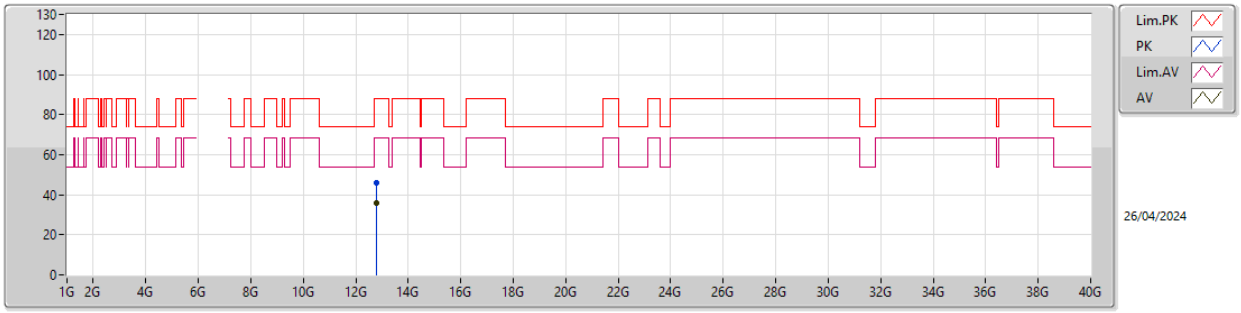

EUT Y_2TX
SET 25

Type	Freq	Level	Limit	Margin	Raw	Dist	Condition	Azimuth	Height	Comment	AF	CL	PA
	(Hz)	(dBuV/m)	(dBuV/m)	(dB)	(dBuV)	(m)		(°)	(m)		(dB)	(dB)	(dB)
PK	12.76968G	45.94	88.20	-42.26	60.77	3	Vertical	357	1.79	25	39.02	11.41	65.26
RMS	12.76984G	35.73	68.20	-32.47	50.56	3	Vertical	357	1.79	25	39.02	11.41	65.26

5.925-6.425GHz_802.11be EHT80_Nss1,(MCS0)_2TX

6385MHz_TX

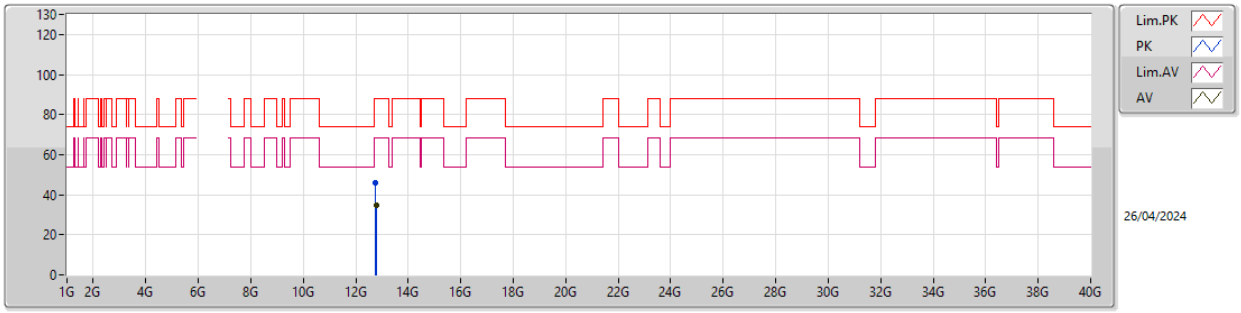

EUT Y_2TX
SET 25

Type	Freq	Level	Limit	Margin	Raw	Dist	Condition	Azimuth	Height	Comment	AF	CL	PA
	(Hz)	(dBuV/m)	(dBuV/m)	(dB)	(dBuV)	(m)		(°)	(m)		(dB)	(dB)	(dB)
PK	12.76616G	46.08	88.20	-42.12	60.93	3	Horizontal	311	1.80	25	39.00	11.41	65.26
RMS	12.76984G	35.02	68.20	-33.18	49.85	3	Horizontal	311	1.80	25	39.02	11.41	65.26

5.925-6.425GHz_802.11be EHT80_Nss1,(MCS0)_2TX

6385MHz_TX

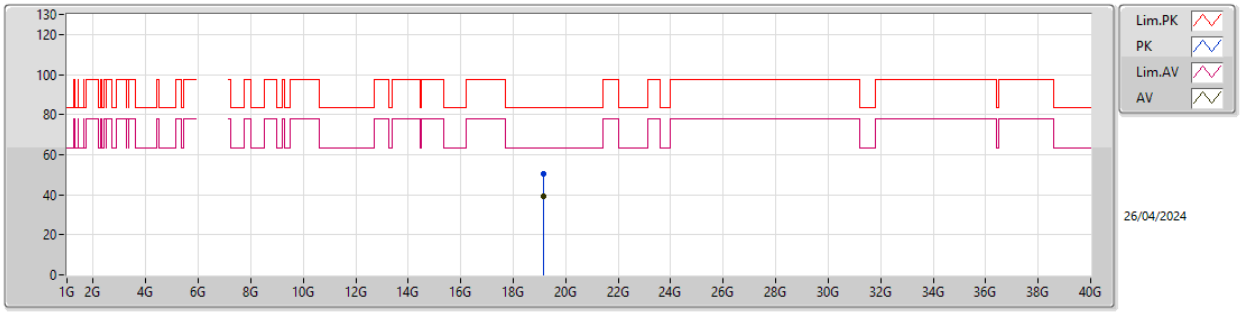

EUT Y_2TX
SET 25

Type	Freq	Level	Limit	Margin	Raw	Dist	Condition	Azimuth	Height	Comment	AF	CL	PA
	(Hz)	(dBuV/m)	(dBuV/m)	(dB)	(dBuV)	(m)		(°)	(m)		(dB)	(dB)	(dB)
PK	19.15228G	50.22	83.54	-33.32	46.71	1	Vertical	348	1.80	25	37.71	15.24	49.44
AV	19.15052G	39.21	63.54	-24.33	35.71	1	Vertical	348	1.80	25	37.70	15.24	49.44

5.925-6.425GHz_802.11be EHT80_Nss1,(MCS0)_2TX

6385MHz_TX

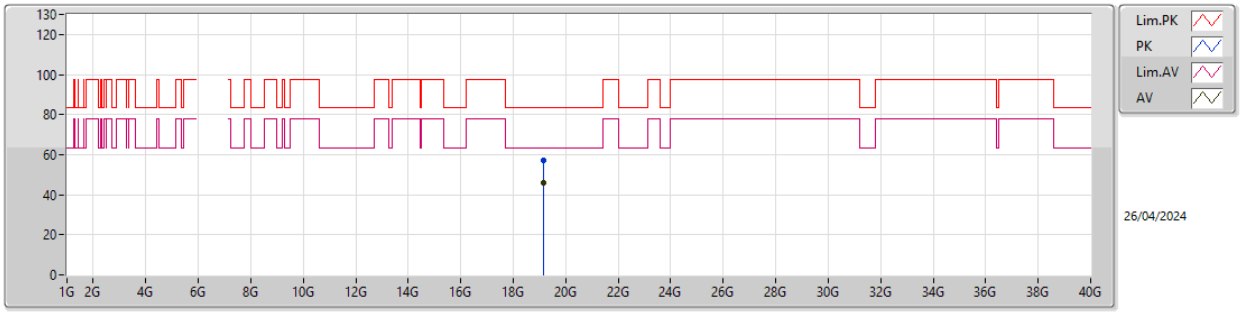

EUT Y_2TX
SET 25

Type	Freq	Level	Limit	Margin	Raw	Dist	Condition	Azimuth	Height	Comment	AF	CL	PA
	(Hz)	(dBuV/m)	(dBuV/m)	(dB)	(dBuV)	(m)		(°)	(m)		(dB)	(dB)	(dB)
PK	19.16795G	57.35	83.54	-26.19	53.75	1	Horizontal	37	1.80	25	37.81	15.24	49.45
AV	19.14717G	45.84	63.54	-17.70	42.33	1	Horizontal	37	1.80	25	37.71	15.24	49.44

6.525-6.875GHz_802.11be EHT80_Nss1,(MCS0)_2TX

6625MHz_TX

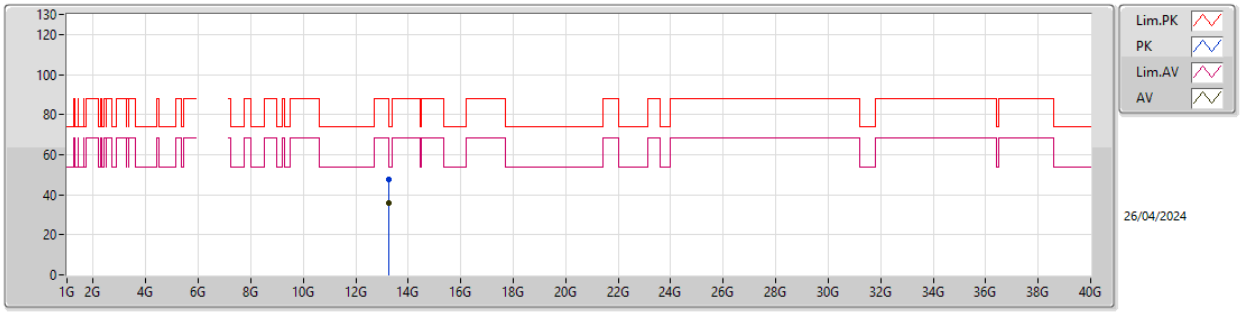

EUT Y_2TX
SET 25

Type	Freq	Level	Limit	Margin	Raw	Dist	Condition	Azimuth	Height	Comment	AF	CL	PA
	(Hz)	(dBuV/m)	(dBuV/m)	(dB)	(dBuV)	(m)		(°)	(m)		(dB)	(dB)	(dB)
PK	13.24717G	47.66	88.20	-40.54	61.62	3	Vertical	77	1.80	25	39.20	11.59	64.75
RMS	13.24382G	35.95	68.20	-32.25	49.92	3	Vertical	77	1.80	25	39.20	11.59	64.76

6.525-6.875GHz_802.11be EHT80_Nss1,(MCS0)_2TX

6625MHz_TX

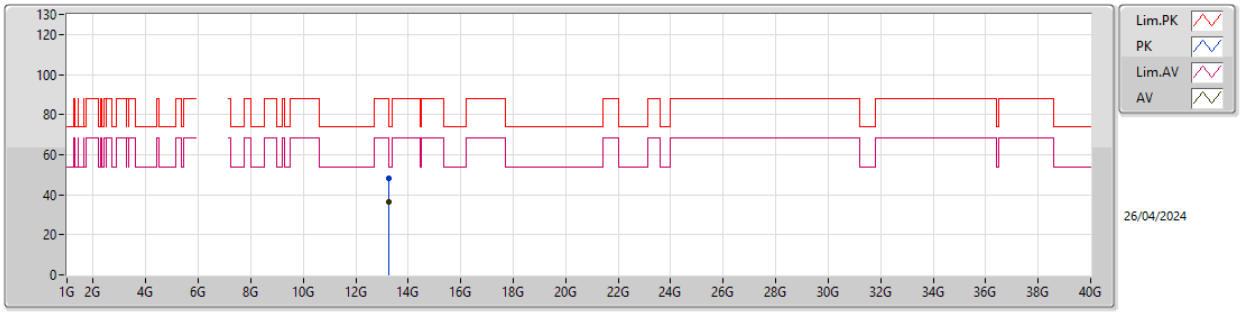

EUT Y_2TX
SET 25

Type	Freq	Level	Limit	Margin	Raw	Dist	Condition	Azimuth	Height	Comment	AF	CL	PA
	(Hz)	(dBuV/m)	(dBuV/m)	(dB)	(dBuV)	(m)		(°)	(m)		(dB)	(dB)	(dB)
PK	13.24329G	47.97	88.20	-40.23	61.94	3	Horizontal	216	1.80	25	39.20	11.59	64.76
RMS	13.2443G	36.37	68.20	-31.83	50.34	3	Horizontal	216	1.80	25	39.20	11.59	64.76

6.525-6.875GHz_802.11be EHT80_Nss1,(MCS0)_2TX

6625MHz_TX

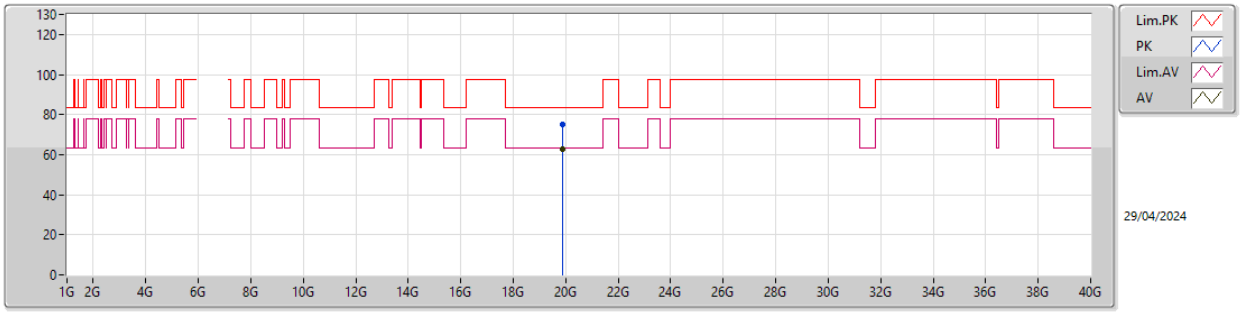

EUT Y_2TX
SET 23

Type	Freq	Level	Limit	Margin	Raw	Dist	Condition	Azimuth	Height	Comment	AF	CL	PA
	(Hz)	(dBuV/m)	(dBuV/m)	(dB)	(dBuV)	(m)		(°)	(m)		(dB)	(dB)	(dB)
PK	19.86253G	74.89	83.54	-8.65	71.38	1	Vertical	20	1.82	23	37.68	15.21	49.38
AV	19.86477G	62.96	63.54	-0.58	59.44	1	Vertical	20	1.82	23	37.69	15.21	49.38

6.525-6.875GHz_802.11be EHT80_Nss1,(MCS0)_2TX

6625MHz_TX

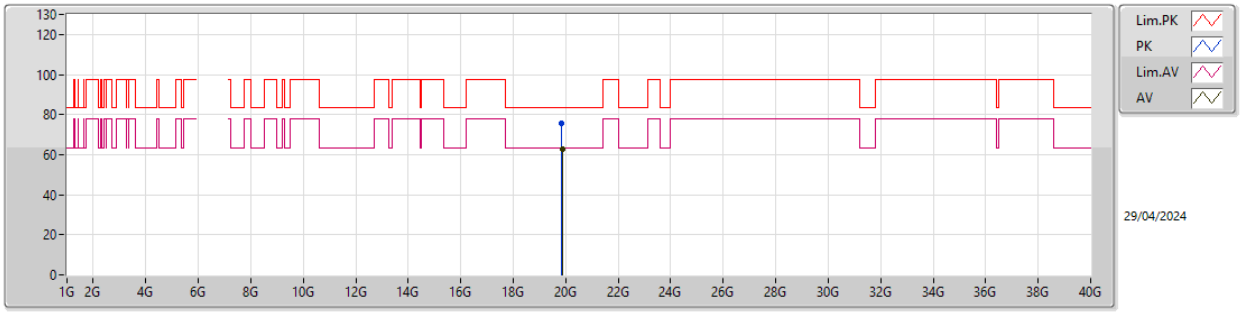

EUT Y_2TX
SET 23.5

Type	Freq	Level	Limit	Margin	Raw	Dist	Condition	Azimuth	Height	Comment	AF	CL	PA
	(Hz)	(dBuV/m)	(dBuV/m)	(dB)	(dBuV)	(m)		(°)	(m)		(dB)	(dB)	(dB)
PK	19.84511G	75.44	83.54	-8.10	71.98	1	Horizontal	342	1.80	23.5	37.65	15.21	49.40
AV	19.86445G	62.71	63.54	-0.83	59.19	1	Horizontal	342	1.80	23.5	37.69	15.21	49.38

6.525-6.875GHz_802.11be EHT80_Nss1,(MCS0)_2TX

6705MHz_TX

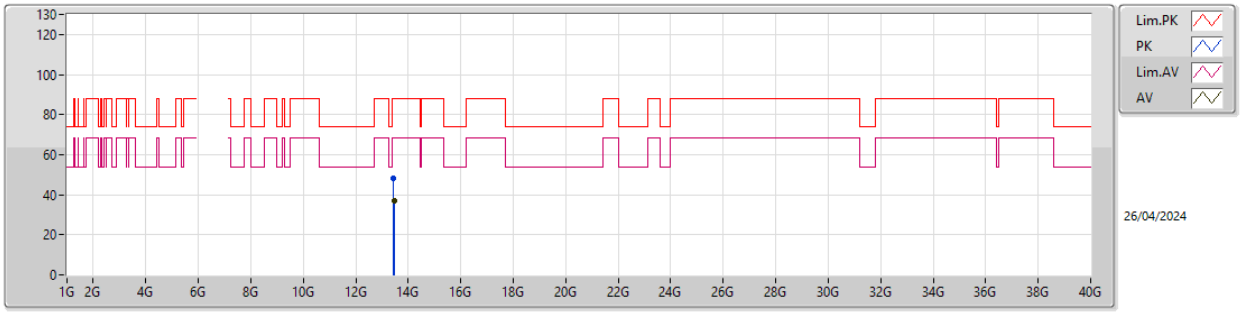

EUT Y_2TX
SET 25

Type	Freq	Level	Limit	Margin	Raw	Dist	Condition	Azimuth	Height	Comment	AF	CL	PA
	(Hz)	(dBuV/m)	(dBuV/m)	(dB)	(dBuV)	(m)		(°)	(m)		(dB)	(dB)	(dB)
PK	13.4451G	48.24	88.20	-39.96	60.96	3	Vertical	85	1.80	25	39.98	11.67	64.37
RMS	13.47362G	37.19	68.20	-31.01	49.77	3	Vertical	85	1.80	25	40.05	11.68	64.31

6.525-6.875GHz_802.11be EHT80_Nss1,(MCS0)_2TX

6705MHz_TX

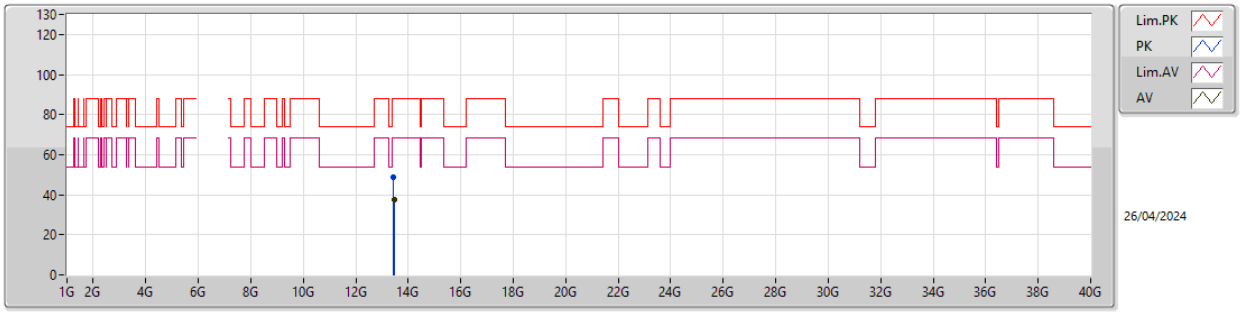

EUT Y_2TX
SET 25

Type	Freq	Level	Limit	Margin	Raw	Dist	Condition	Azimuth	Height	Comment	AF	CL	PA
	(Hz)	(dBuV/m)	(dBuV/m)	(dB)	(dBuV)	(m)		(°)	(m)		(dB)	(dB)	(dB)
PK	13.43999G	48.56	88.20	-39.64	61.31	3	Horizontal	351	1.80	25	39.96	11.67	64.38
RMS	13.48928G	37.31	68.20	-30.89	49.82	3	Horizontal	351	1.80	25	40.08	11.69	64.28

6.525-6.875GHz_802.11be EHT80_Nss1,(MCS0)_2TX

6705MHz_TX

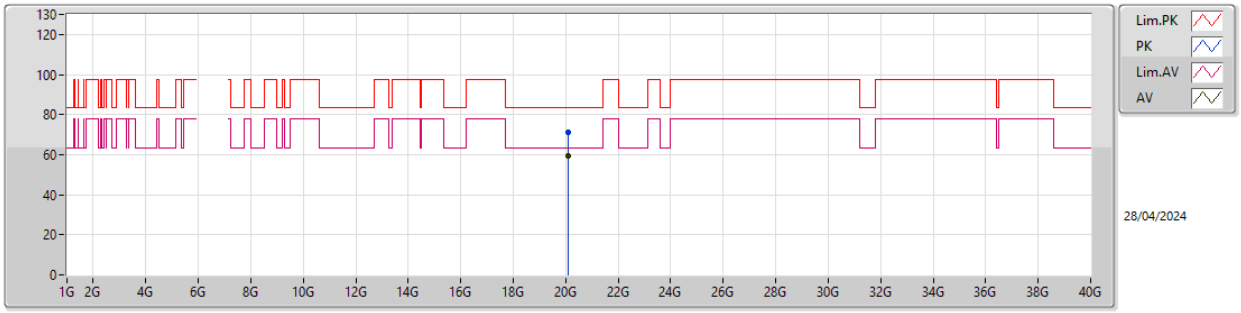

EUT Y_2TX
SET 25

Type	Freq	Level	Limit	Margin	Raw	Dist	Condition	Azimuth	Height	Comment	AF	CL	PA
	(Hz)	(dBuV/m)	(dBuV/m)	(dB)	(dBuV)	(m)		(°)	(m)		(dB)	(dB)	(dB)
PK	20.10381G	71.26	83.54	-12.28	67.34	1	Vertical	20	1.83	25	37.88	15.28	49.24
AV	20.10221G	59.22	63.54	-4.32	55.29	1	Vertical	20	1.83	25	37.89	15.28	49.24

6.525-6.875GHz_802.11be EHT80_Nss1,(MCS0)_2TX

6705MHz_TX

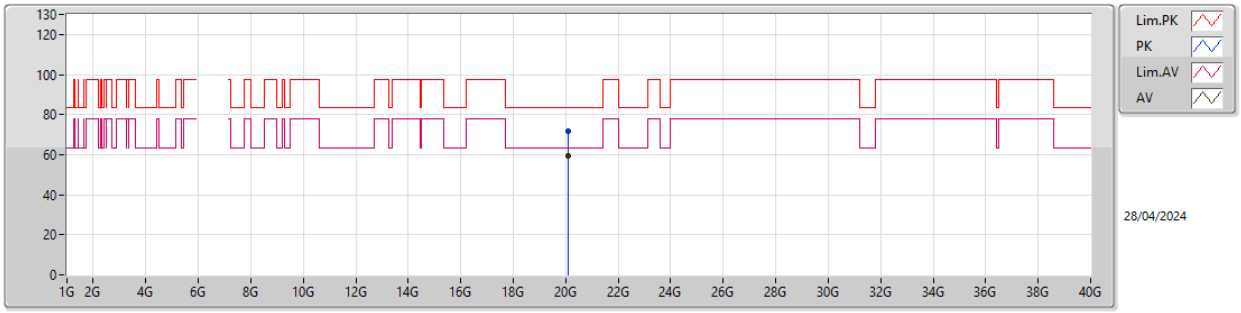

EUT Y_2TX
SET 25

Type	Freq	Level	Limit	Margin	Raw	Dist	Condition	Azimuth	Height	Comment	AF	CL	PA
	(Hz)	(dBuV/m)	(dBuV/m)	(dB)	(dBuV)	(m)		(°)	(m)		(dB)	(dB)	(dB)
PK	20.11308G	71.45	83.54	-12.09	67.58	1	Horizontal	30	1.80	25	37.82	15.29	49.24
AV	20.11324G	59.20	63.54	-4.34	55.33	1	Horizontal	30	1.80	25	37.82	15.29	49.24

6.525-6.875GHz_802.11be EHT80_Nss1,(MCS0)_2TX

6785MHz_TX

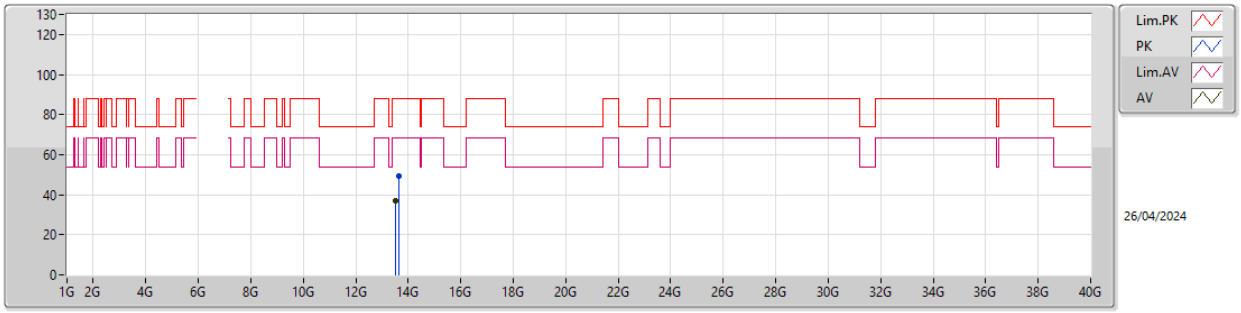

EUT Y_2TX
SET 25

Type	Freq	Level	Limit	Margin	Raw	Dist	Condition	Azimuth	Height	Comment	AF	CL	PA
	(Hz)	(dBuV/m)	(dBuV/m)	(dB)	(dBuV)	(m)		(°)	(m)		(dB)	(dB)	(dB)
PK	13.648G	49.24	88.20	-38.96	61.71	3	Vertical	101	1.80	25	40.10	11.75	64.32
RMS	13.49663G	37.07	68.20	-31.13	49.56	3	Vertical	101	1.80	25	40.09	11.69	64.27

6.525-6.875GHz_802.11be EHT80_Nss1,(MCS0)_2TX

6785MHz_TX

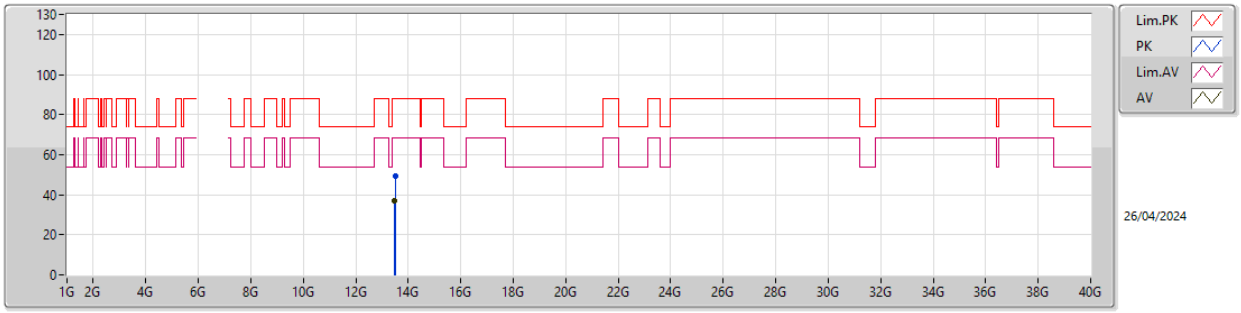

EUT Y_2TX
SET 25

Type	Freq	Level	Limit	Margin	Raw	Dist	Condition	Azimuth	Height	Comment	AF	CL	PA
	(Hz)	(dBuV/m)	(dBuV/m)	(dB)	(dBuV)	(m)		(°)	(m)		(dB)	(dB)	(dB)
PK	13.53132G	49.13	88.20	-39.07	61.47	3	Horizontal	244	1.80	25	40.23	11.70	64.27
RMS	13.49296G	37.24	68.20	-30.96	49.73	3	Horizontal	244	1.80	25	40.09	11.69	64.27

6.525-6.875GHz_802.11be EHT80_Nss1,(MCS0)_2TX

6785MHz_TX

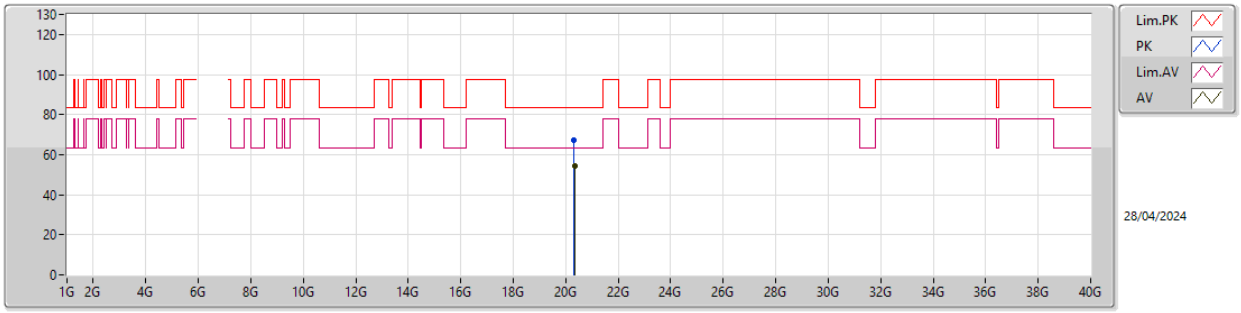

EUT Y_2TX
SET 25

Type	Freq	Level	Limit	Margin	Raw	Dist	Condition	Azimuth	Height	Comment	AF	CL	PA
	(Hz)	(dBuV/m)	(dBuV/m)	(dB)	(dBuV)	(m)		(°)	(m)		(dB)	(dB)	(dB)
PK	20.32671G	66.98	83.54	-16.56	62.56	1	Vertical	20	1.80	25	38.15	15.46	49.19
AV	20.32927G	54.48	63.54	-9.06	50.06	1	Vertical	20	1.80	25	38.14	15.46	49.18

6.525-6.875GHz_802.11be EHT80_Nss1,(MCS0)_2TX

6785MHz_TX

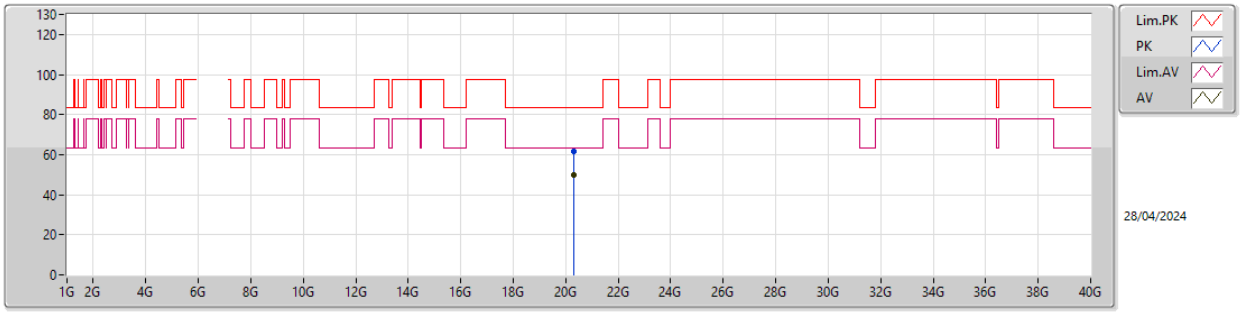

EUT Y_2TX
SET 25

Type	Freq	Level	Limit	Margin	Raw	Dist	Condition	Azimuth	Height	Comment	AF	CL	PA
	(Hz)	(dBuV/m)	(dBuV/m)	(dB)	(dBuV)	(m)		(°)	(m)		(dB)	(dB)	(dB)
PK	20.28931G	61.82	83.54	-21.72	57.42	1	Horizontal	347	1.80	25	38.16	15.43	49.19
AV	20.30801G	49.86	63.54	-13.68	45.42	1	Horizontal	347	1.80	25	38.18	15.45	49.19

5.925-6.425GHz_802.11be EHT160_Nss1,(MCS0)_2TX

6025MHz_TX

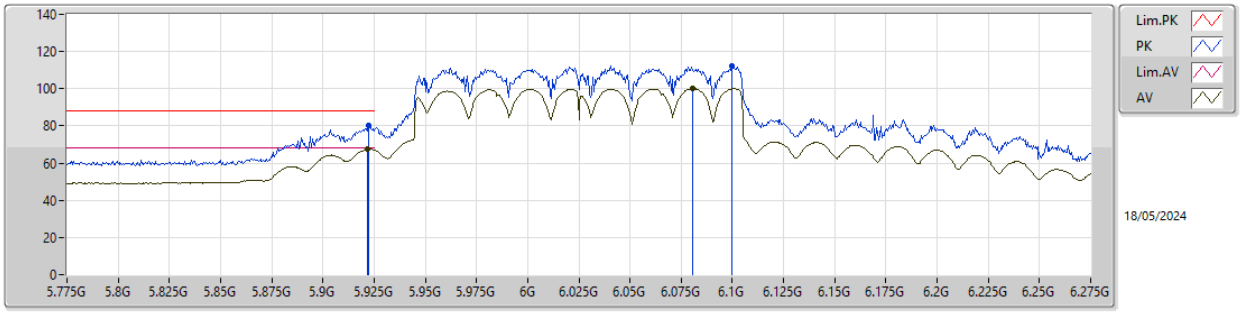

EUT Y_2TX
SET 21
25\17\21\23\22\21.5\21
-16.22\16.61\0.63\-10.71\-4.86\-2.20\0.66

Type	Freq	Level	Limit	Margin	Raw	Dist	Condition	Azimuth	Height	Comment	AF	CL	PA
	(Hz)	(dBuV/m)	(dBuV/m)	(dB)	(dBuV)	(m)		(°)	(m)		(dB)	(dB)	(dB)
PK	5.9225G	80.23	88.20	-7.97	73.16	3	Vertical	60	1.80	21	32.40	7.64	32.97
RMS	5.922G	67.54	68.20	-0.66	60.47	3	Vertical	60	1.80	21	32.40	7.64	32.97
PK	6.0995G	112.41	Inf	-Inf	105.22	3	Vertical	60	1.80	21	32.50	7.70	33.01
RMS	6.0805G	100.08	Inf	-Inf	92.85	3	Vertical	60	1.80	21	32.54	7.70	33.01

5.925-6.425GHz_802.11be EHT160_Nss1,(MCS0)_2TX

6025MHz_TX

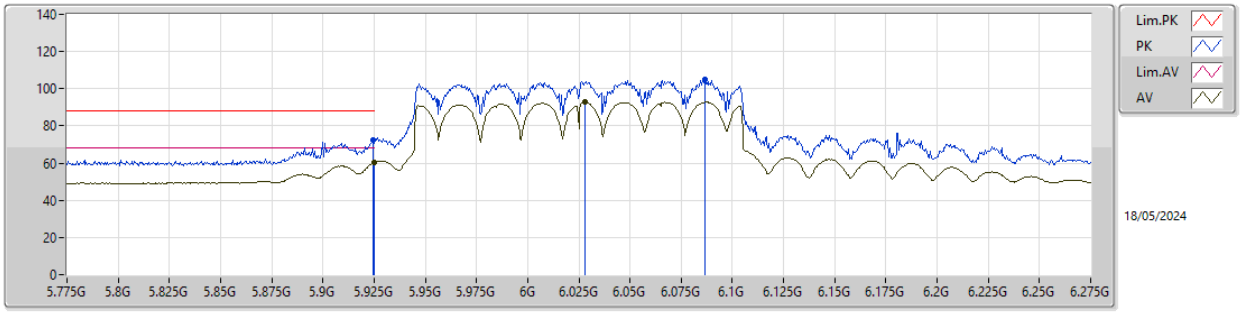

EUT Y_2TX
SET 21

Type	Freq	Level	Limit	Margin	Raw	Dist	Condition	Azimuth	Height	Comment	AF	CL	PA
	(Hz)	(dBuV/m)	(dBuV/m)	(dB)	(dBuV)	(m)		(°)	(m)		(dB)	(dB)	(dB)
PK	5.9245G	72.18	88.20	-16.02	65.11	3	Horizontal	305	2.95	21	32.40	7.64	32.97
RMS	5.925G	60.14	68.20	-8.06	53.07	3	Horizontal	305	2.95	21	32.40	7.64	32.97
PK	6.0865G	105.03	Inf	-Inf	97.81	3	Horizontal	305	2.95	21	32.53	7.70	33.01
RMS	6.028G	92.74	Inf	-Inf	85.49	3	Horizontal	305	2.95	21	32.56	7.69	33.00

5.925-6.425GHz_802.11be EHT160_Nss1,(MCS0)_2TX

6025MHz_TX

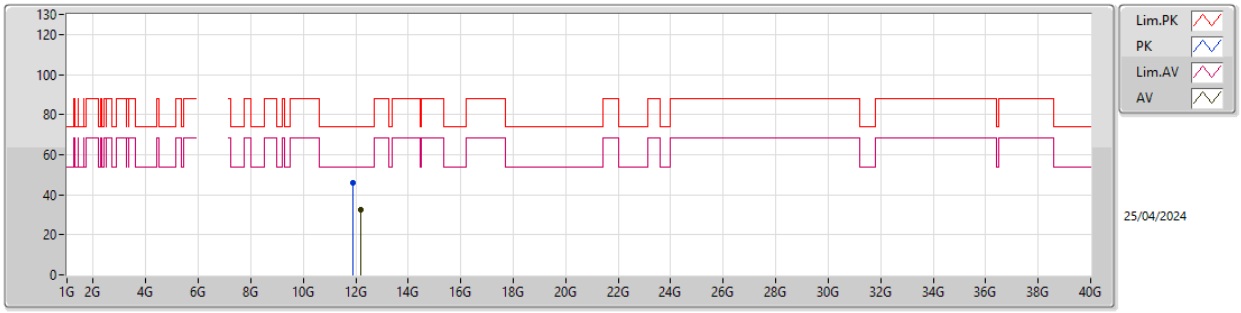

EUT Y_2TX
SET 25

Type	Freq	Level	Limit	Margin	Raw	Dist	Condition	Azimuth	Height	Comment	AF	CL	PA
	(Hz)	(dBuV/m)	(dBuV/m)	(dB)	(dBuV)	(m)		(°)	(m)		(dB)	(dB)	(dB)
PK	11.89176G	46.21	74.00	-27.79	62.06	3	Vertical	86	1.80	25	38.90	11.06	65.81
AV	12.20888G	32.76	54.00	-21.24	48.01	3	Vertical	86	1.80	25	39.10	11.20	65.55

5.925-6.425GHz_802.11be EHT160_Nss1,(MCS0)_2TX

6025MHz_TX

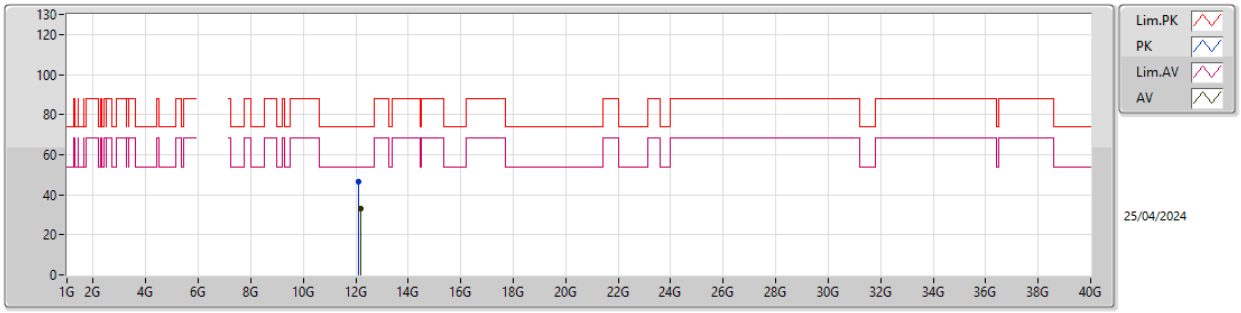

EUT Y_2TX
SET 25

Type	Freq	Level	Limit	Margin	Raw	Dist	Condition	Azimuth	Height	Comment	AF	CL	PA
	(Hz)	(dBuV/m)	(dBuV/m)	(dB)	(dBuV)	(m)		(°)	(m)		(dB)	(dB)	(dB)
PK	12.09507G	46.56	74.00	-27.44	61.75	3	Horizontal	355	1.80	25	39.30	11.16	65.65
AV	12.20952G	33.06	54.00	-20.94	48.31	3	Horizontal	355	1.80	25	39.10	11.20	65.55

5.925-6.425GHz_802.11be EHT160_Nss1,(MCS0)_2TX

6025MHz_TX

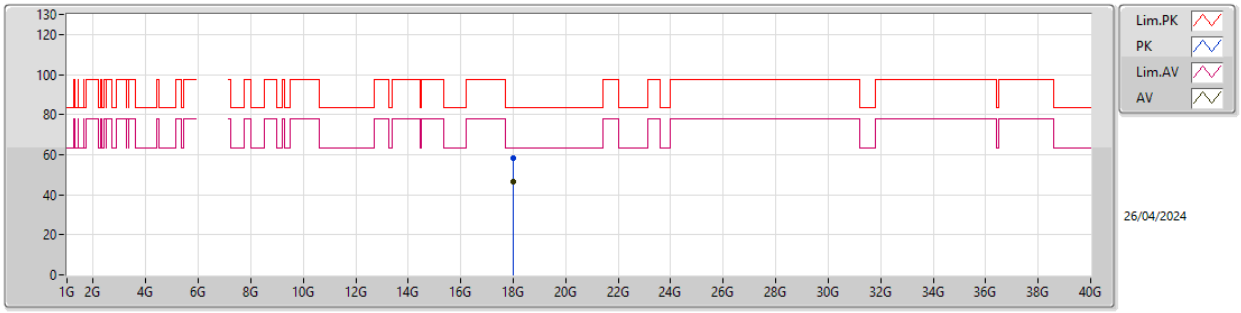

EUT Y_2TX
SET 25

Type	Freq	Level	Limit	Margin	Raw	Dist	Condition	Azimuth	Height	Comment	AF	CL	PA
	(Hz)	(dBuV/m)	(dBuV/m)	(dB)	(dBuV)	(m)		(°)	(m)		(dB)	(dB)	(dB)
PK	18.00307G	58.45	83.54	-25.09	55.00	1	Vertical	14	2.13	25	37.59	15.30	49.44
AV	18.00499G	46.53	63.54	-17.01	43.09	1	Vertical	14	2.13	25	37.58	15.30	49.44

5.925-6.425GHz_802.11be EHT160_Nss1,(MCS0)_2TX

6025MHz_TX

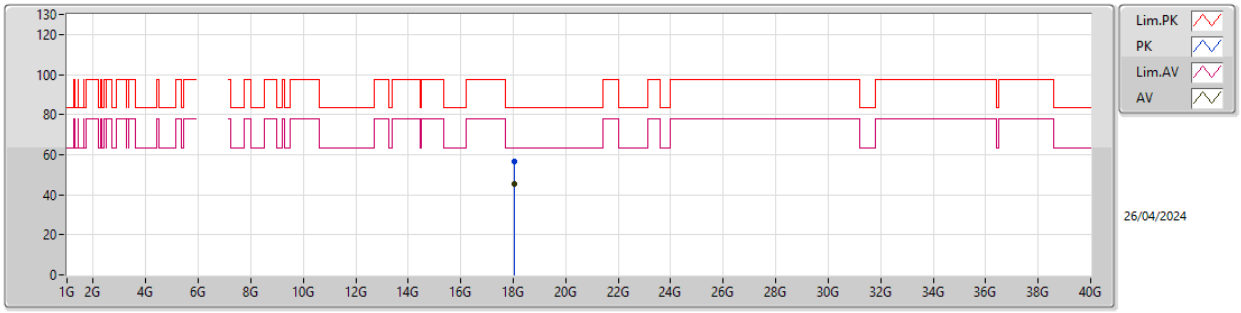

EUT Y_2TX
SET 25

Type	Freq	Level	Limit	Margin	Raw	Dist	Condition	Azimuth	Height	Comment	AF	CL	PA
	(Hz)	(dBuV/m)	(dBuV/m)	(dB)	(dBuV)	(m)		(°)	(m)		(dB)	(dB)	(dB)
PK	18.06317G	56.58	83.54	-26.96	53.30	1	Horizontal	24	1.76	25	37.45	15.30	49.47
AV	18.06381G	45.15	63.54	-18.39	41.86	1	Horizontal	24	1.76	25	37.46	15.30	49.47

5.925-6.425GHz_802.11be EHT160_Nss1,(MCS0)_2TX

6185MHz_TX

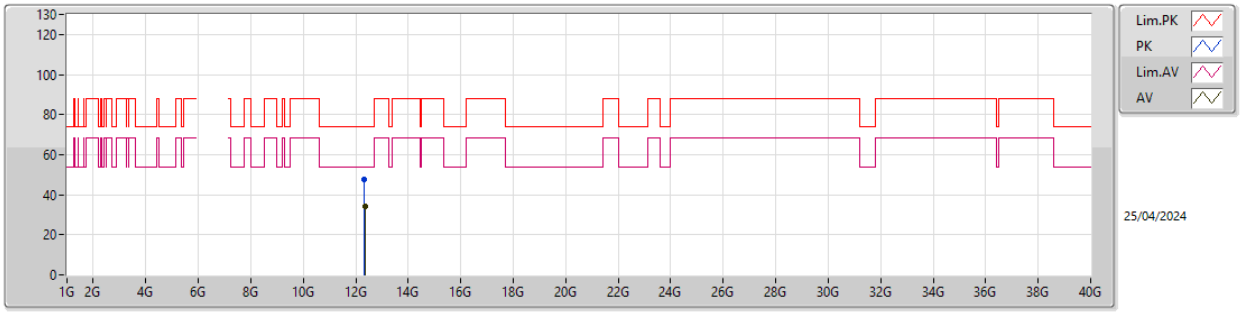

EUT Y_2TX
SET 25

Type	Freq	Level	Limit	Margin	Raw	Dist	Condition	Azimuth	Height	Comment	AF	CL	PA
	(Hz)	(dBuV/m)	(dBuV/m)	(dB)	(dBuV)	(m)		(°)	(m)		(dB)	(dB)	(dB)
PK	12.33867G	47.36	74.00	-26.64	62.63	3	Vertical	33	1.80	25	38.92	11.25	65.44
AV	12.36968G	34.24	54.00	-19.76	49.53	3	Vertical	33	1.80	25	38.86	11.26	65.41

5.925-6.425GHz_802.11be EHT160_Nss1,(MCS0)_2TX

6185MHz_TX

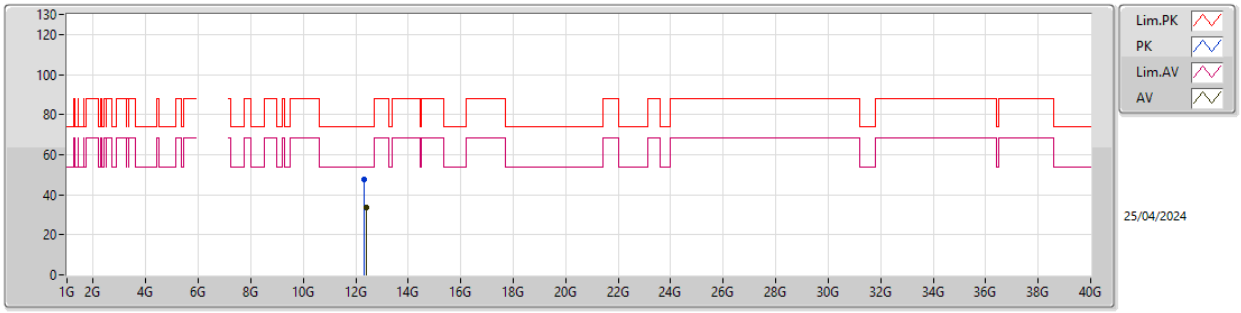

EUT Y_2TX
SET 25

Type	Freq	Level	Limit	Margin	Raw	Dist	Condition	Azimuth	Height	Comment	AF	CL	PA
	(Hz)	(dBuV/m)	(dBuV/m)	(dB)	(dBuV)	(m)		(°)	(m)		(dB)	(dB)	(dB)
PK	12.32844G	47.84	74.00	-26.16	63.10	3	Horizontal	359	1.80	25	38.94	11.24	65.44
AV	12.40037G	33.82	54.00	-20.18	49.13	3	Horizontal	359	1.80	25	38.80	11.27	65.38

5.925-6.425GHz_802.11be EHT160_Nss1,(MCS0)_2TX

6185MHz_TX

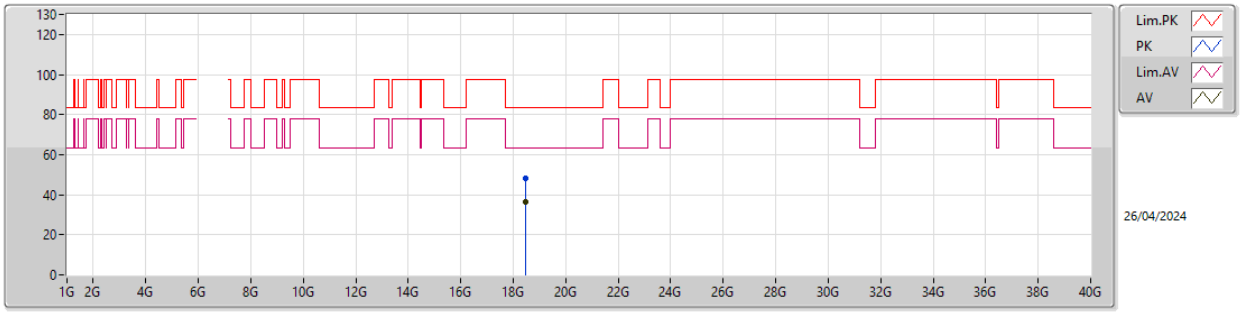

EUT Y_2TX
SET 25

Type	Freq	Level	Limit	Margin	Raw	Dist	Condition	Azimuth	Height	Comment	AF	CL	PA
	(Hz)	(dBuV/m)	(dBuV/m)	(dB)	(dBuV)	(m)		(°)	(m)		(dB)	(dB)	(dB)
PK	18.48339G	48.40	83.54	-35.14	44.96	1	Vertical	85	1.80	25	37.83	15.28	49.67
AV	18.48403G	36.22	63.54	-27.32	32.77	1	Vertical	85	1.80	25	37.84	15.28	49.67

5.925-6.425GHz_802.11be EHT160_Nss1,(MCS0)_2TX

6185MHz_TX

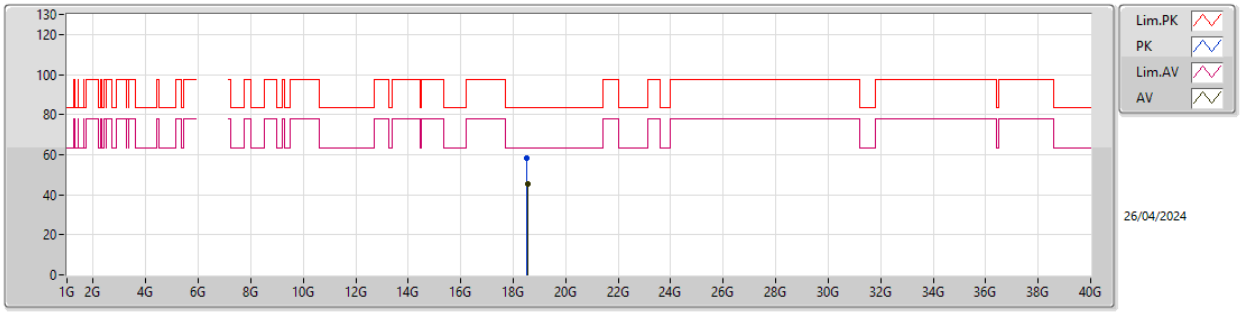

EUT Y_2TX
SET 25

Type	Freq	Level	Limit	Margin	Raw	Dist	Condition	Azimuth	Height	Comment	AF	CL	PA
	(Hz)	(dBuV/m)	(dBuV/m)	(dB)	(dBuV)	(m)		(°)	(m)		(dB)	(dB)	(dB)
PK	18.52303G	58.48	83.54	-25.06	55.06	1	Horizontal	38	1.80	25	37.81	15.27	49.66
AV	18.54221G	45.31	63.54	-18.23	41.96	1	Horizontal	38	1.80	25	37.73	15.27	49.65

5.925-6.425GHz_802.11be EHT160_Nss1,(MCS0)_2TX

6345MHz_TX

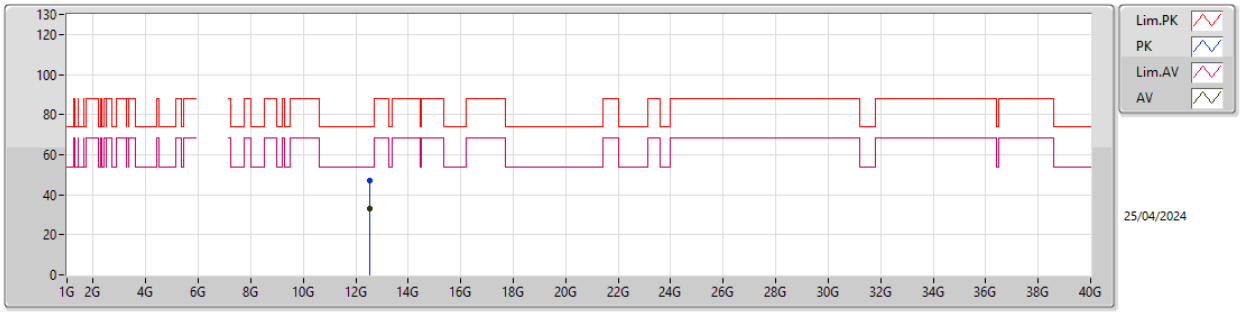

EUT Y_2TX
SET 25

Type	Freq	Level	Limit	Margin	Raw	Dist	Condition	Azimuth	Height	Comment	AF	CL	PA
	(Hz)	(dBuV/m)	(dBuV/m)	(dB)	(dBuV)	(m)		(°)	(m)		(dB)	(dB)	(dB)
PK	12.54327G	47.18	74.00	-26.82	62.63	3	Vertical	80	1.80	25	38.50	11.33	65.28
AV	12.53975G	33.21	54.00	-20.79	48.67	3	Vertical	80	1.80	25	38.50	11.33	65.29

5.925-6.425GHz_802.11be EHT160_Nss1,(MCS0)_2TX

6345MHz_TX

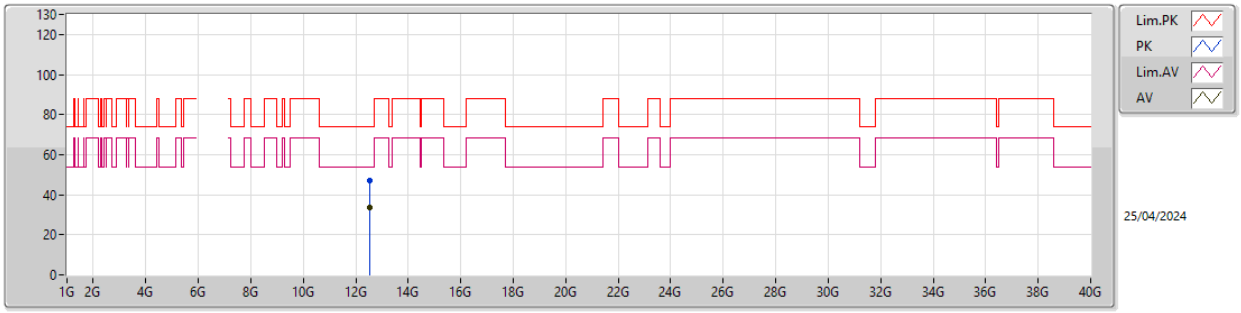

EUT Y_2TX
SET 25

Type	Freq	Level	Limit	Margin	Raw	Dist	Condition	Azimuth	Height	Comment	AF	CL	PA
	(Hz)	(dBuV/m)	(dBuV/m)	(dB)	(dBuV)	(m)		(°)	(m)		(dB)	(dB)	(dB)
PK	12.54135G	46.89	74.00	-27.11	62.35	3	Horizontal	245	1.80	25	38.50	11.33	65.29
AV	12.53464G	33.55	54.00	-20.45	49.02	3	Horizontal	245	1.80	25	38.50	11.32	65.29

5.925-6.425GHz_802.11be EHT160_Nss1,(MCS0)_2TX

6345MHz_TX

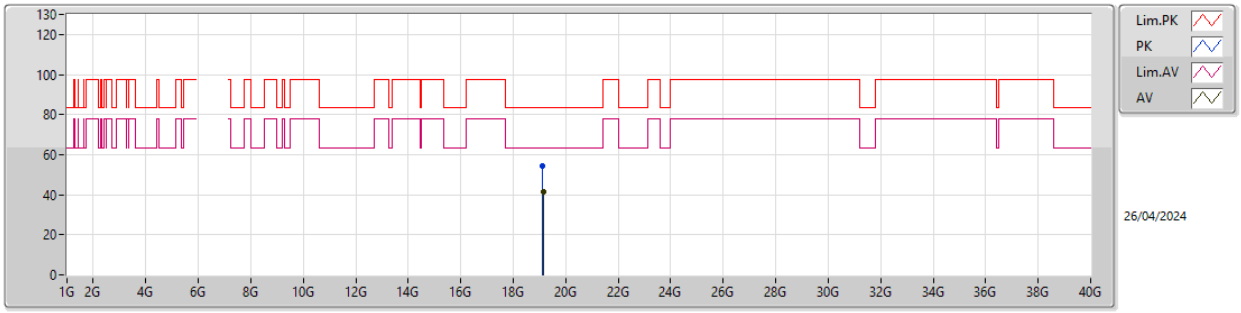

EUT Y_2TX
SET 25

Type	Freq	Level	Limit	Margin	Raw	Dist	Condition	Azimuth	Height	Comment	AF	CL	PA
	(Hz)	(dBuV/m)	(dBuV/m)	(dB)	(dBuV)	(m)		(°)	(m)		(dB)	(dB)	(dB)
PK	19.12451G	54.12	83.54	-29.42	50.50	1	Vertical	12	1.80	25	37.80	15.24	49.42
AV	19.14145G	41.52	63.54	-22.02	37.99	1	Vertical	12	1.80	25	37.73	15.24	49.44

5.925-6.425GHz_802.11be EHT160_Nss1,(MCS0)_2TX

6345MHz_TX

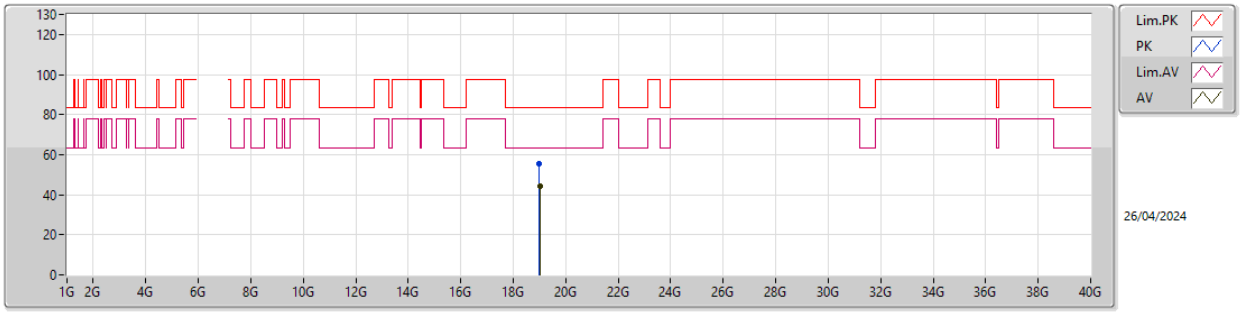

EUT Y_2TX
SET 25

Type	Freq	Level	Limit	Margin	Raw	Dist	Condition	Azimuth	Height	Comment	AF	CL	PA
	(Hz)	(dBuV/m)	(dBuV/m)	(dB)	(dBuV)	(m)		(°)	(m)		(dB)	(dB)	(dB)
PK	18.97138G	55.61	83.54	-27.93	51.88	1	Horizontal	36	1.81	25	37.84	15.25	49.36
AV	19.00943G	44.40	63.54	-19.14	40.60	1	Horizontal	36	1.81	25	37.90	15.25	49.35

6.525-6.875GHz_802.11be EHT160_Nss1,(MCS0)_2TX

6665MHz_TX

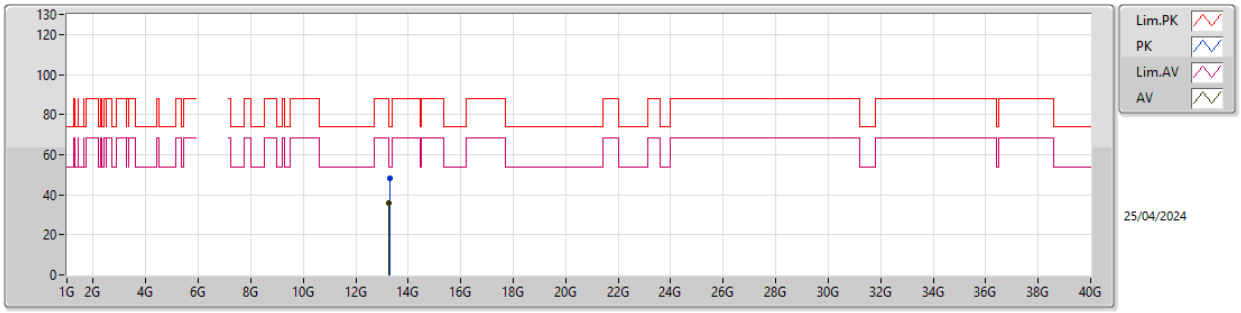

EUT Y_2TX
SET 25

Type	Freq	Level	Limit	Margin	Raw	Dist	Condition	Azimuth	Height	Comment	AF	CL	PA
	(Hz)	(dBuV/m)	(dBuV/m)	(dB)	(dBuV)	(m)		(°)	(m)		(dB)	(dB)	(dB)
PK	13.30826G	48.38	74.00	-25.62	61.94	3	Vertical	335	1.80	25	39.45	11.62	64.63
AV	13.27565G	36.07	54.00	-17.93	49.87	3	Vertical	335	1.80	25	39.30	11.60	64.70

6.525-6.875GHz_802.11be EHT160_Nss1,(MCS0)_2TX

6665MHz_TX

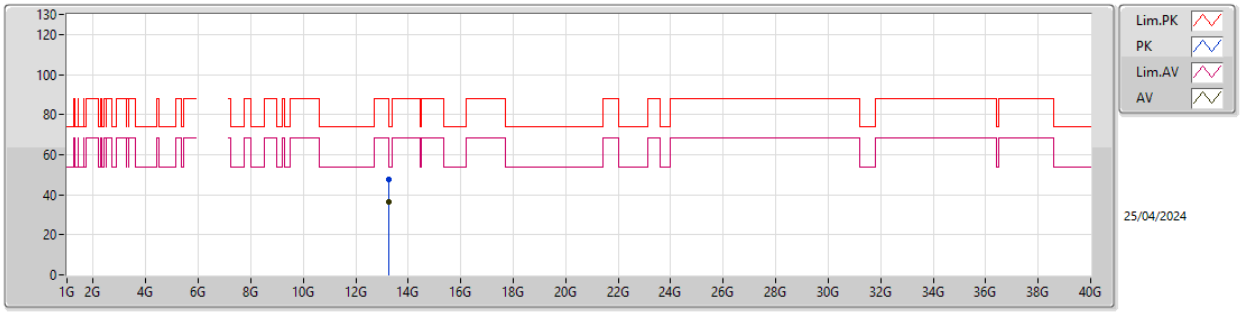

EUT Y_2TX
SET 25

Type	Freq	Level	Limit	Margin	Raw	Dist	Condition	Azimuth	Height	Comment	AF	CL	PA
	(Hz)	(dBuV/m)	(dBuV/m)	(dB)	(dBuV)	(m)		(°)	(m)		(dB)	(dB)	(dB)
PK	13.2715G	47.76	74.00	-26.24	61.57	3	Horizontal	64	1.80	25	39.29	11.60	64.70
AV	13.27533G	36.43	54.00	-17.57	50.23	3	Horizontal	64	1.80	25	39.30	11.60	64.70

6.525-6.875GHz_802.11be EHT160_Nss1,(MCS0)_2TX

6665MHz_TX

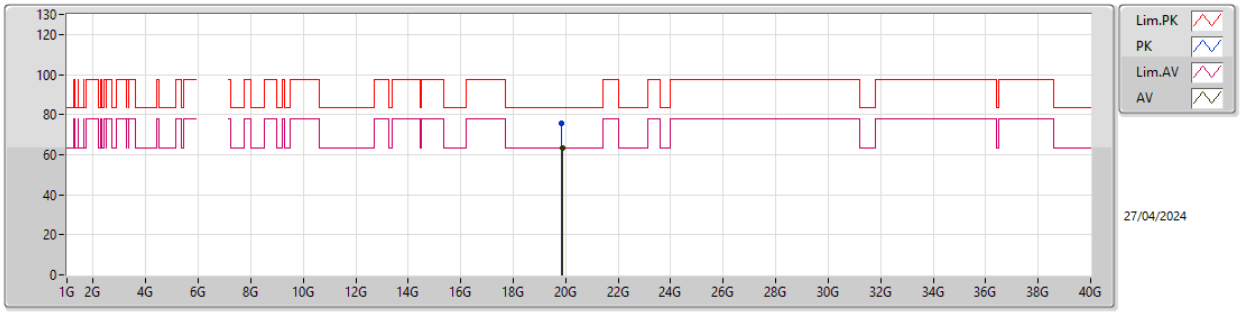

EUT Y_2TX
SET 25

Type	Freq	Level	Limit	Margin	Raw	Dist	Condition	Azimuth	Height	Comment	AF	CL	PA
	(Hz)	(dBuV/m)	(dBuV/m)	(dB)	(dBuV)	(m)		(°)	(m)		(dB)	(dB)	(dB)
PK	19.84603G	75.77	83.54	-7.77	72.32	1	Vertical	19	1.87	25	37.64	15.21	49.40
AV	19.86489G	63.47	63.54	-0.07	59.95	1	Vertical	19	1.87	25	37.69	15.21	49.38

6.525-6.875GHz_802.11be EHT160_Nss1,(MCS0)_2TX

6665MHz_TX

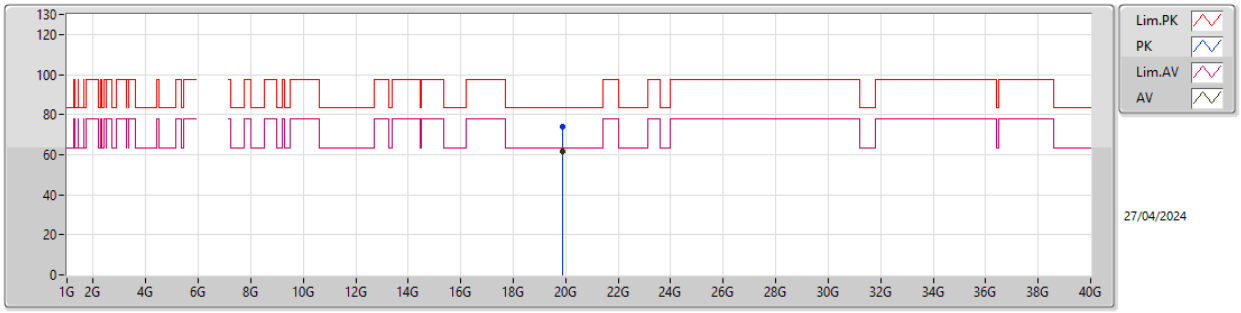

EUT Y_2TX
SET 25

Type	Freq	Level	Limit	Margin	Raw	Dist	Condition	Azimuth	Height	Comment	AF	CL	PA
	(Hz)	(dBuV/m)	(dBuV/m)	(dB)	(dBuV)	(m)		(°)	(m)		(dB)	(dB)	(dB)
PK	19.86425G	73.71	83.54	-9.83	70.19	1	Horizontal	342	1.80	25	37.69	15.21	49.38
AV	19.86521G	61.48	63.54	-2.06	57.96	1	Horizontal	342	1.80	25	37.69	15.21	49.38

5.925-6.425GHz_802.11be EHT20_Nss1,(MCS0)_4TX

5955MHz_TX

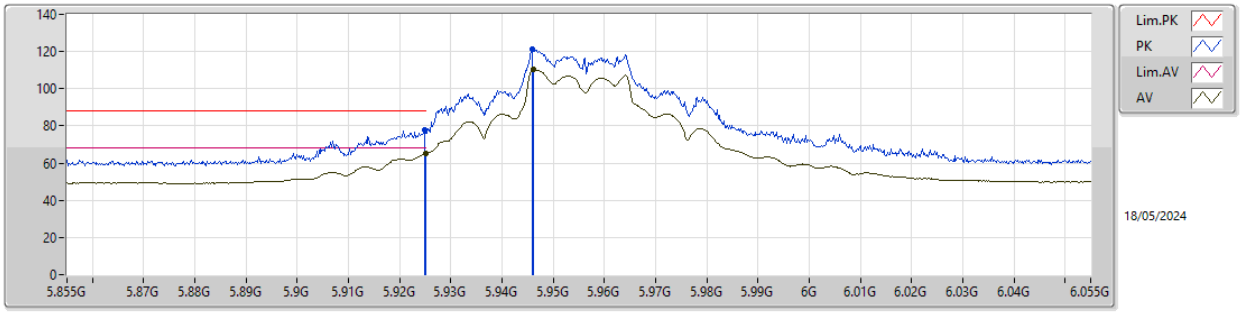

EUT Y_4TX
SET 23
25\17.5\21\22.5\23\24.5\24\18\23
-7.20\18.68\10.07\6.54\3.42\-6.06\-5.16\18.24\3.10

Type	Freq	Level	Limit	Margin	Raw	Dist	Condition	Azimuth	Height	Comment	AF	CL	PA
	(Hz)	(dBuV/m)	(dBuV/m)	(dB)	(dBuV)	(m)		(°)	(m)		(dB)	(dB)	(dB)
PK	5.9248G	78.13	88.20	-10.07	71.06	3	Vertical	330	1.80	23	32.40	7.64	32.97
RMS	5.925G	65.10	68.20	-3.10	58.03	3	Vertical	330	1.80	23	32.40	7.64	32.97
PK	5.946G	121.47	Inf	-Inf	114.40	3	Vertical	330	1.80	23	32.40	7.65	32.98
RMS	5.9462G	110.32	Inf	-Inf	103.25	3	Vertical	330	1.80	23	32.40	7.65	32.98

5.925-6.425GHz_802.11be EHT20_Nss1,(MCS0)_4TX

5955MHz_TX

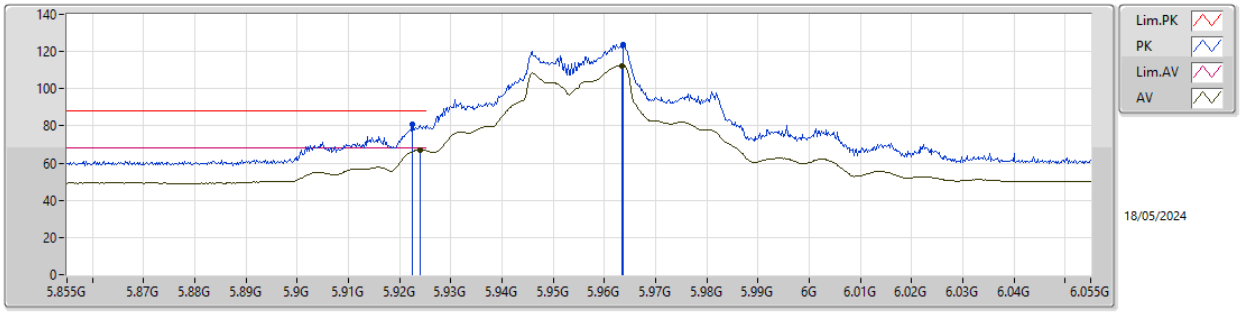

EUT Y_4TX
SET 23

Type	Freq	Level	Limit	Margin	Raw	Dist	Condition	Azimuth	Height	Comment	AF	CL	PA
	(Hz)	(dBuV/m)	(dBuV/m)	(dB)	(dBuV)	(m)		(°)	(m)		(dB)	(dB)	(dB)
PK	5.9224G	80.80	88.20	-7.40	73.73	3	Horizontal	297	2.12	23	32.40	7.64	32.97
RMS	5.924G	67.20	68.20	-1.00	60.13	3	Horizontal	297	2.12	23	32.40	7.64	32.97
PK	5.9636G	123.90	Inf	-Inf	116.80	3	Horizontal	297	2.12	23	32.43	7.66	32.99
RMS	5.9634G	112.34	Inf	-Inf	105.24	3	Horizontal	297	2.12	23	32.43	7.66	32.99

5.925-6.425GHz_802.11be EHT20_Nss1,(MCS0)_4TX

5955MHz_TX

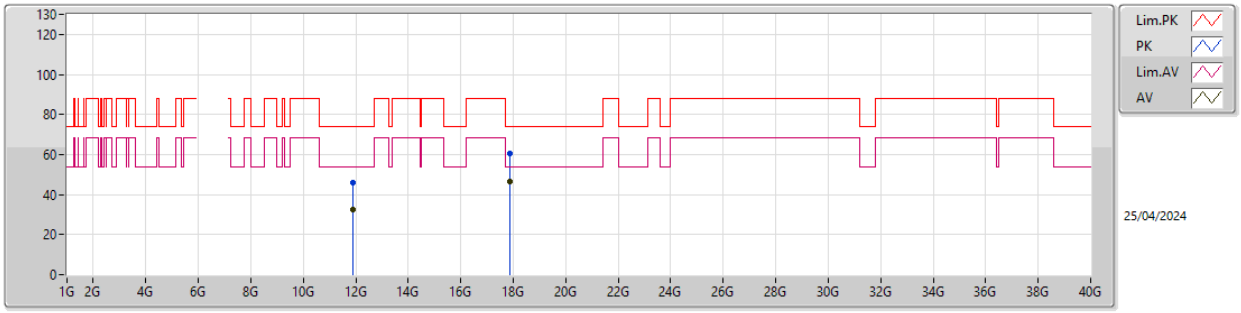

EUT Y_4TX
SET 25

Type	Freq	Level	Limit	Margin	Raw	Dist	Condition	Azimuth	Height	Comment	AF	CL	PA
	(Hz)	(dBuV/m)	(dBuV/m)	(dB)	(dBuV)	(m)		(°)	(m)		(dB)	(dB)	(dB)
PK	11.91264G	45.89	74.00	-28.11	61.69	3	Vertical	1	1.80	25	38.93	11.07	65.80
AV	11.9098G	32.72	54.00	-21.28	48.53	3	Vertical	1	1.80	25	38.92	11.07	65.80
PK	17.85925G	60.56	74.00	-13.44	63.80	3	Vertical	12	1.80	25	45.92	13.40	62.56
AV	17.85897G	46.63	54.00	-7.37	49.87	3	Vertical	12	1.80	25	45.92	13.40	62.56

5.925-6.425GHz_802.11be EHT20_Nss1,(MCS0)_4TX

5955MHz_TX

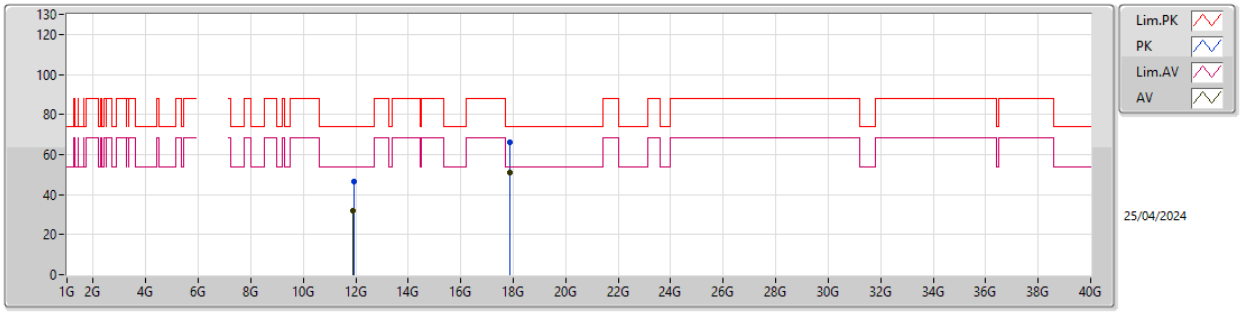

EUT Y_4TX
SET 25

Type	Freq	Level	Limit	Margin	Raw	Dist	Condition	Azimuth	Height	Comment	AF	CL	PA
	(Hz)	(dBuV/m)	(dBuV/m)	(dB)	(dBuV)	(m)		(°)	(m)		(dB)	(dB)	(dB)
PK	11.91667G	46.39	74.00	-27.61	62.18	3	Horizontal	265	1.80	25	38.93	11.07	65.79
AV	11.90964G	32.00	54.00	-22.00	47.81	3	Horizontal	265	1.80	25	38.92	11.07	65.80
PK	17.87899G	66.20	74.00	-7.80	68.91	3	Horizontal	25	1.80	25	46.40	13.41	62.52
AV	17.8606G	51.11	54.00	-2.89	54.31	3	Horizontal	25	1.80	25	45.95	13.40	62.55

5.925-6.425GHz_802.11be EHT20_Nss1,(MCS0)_4TX

5955MHz_TX

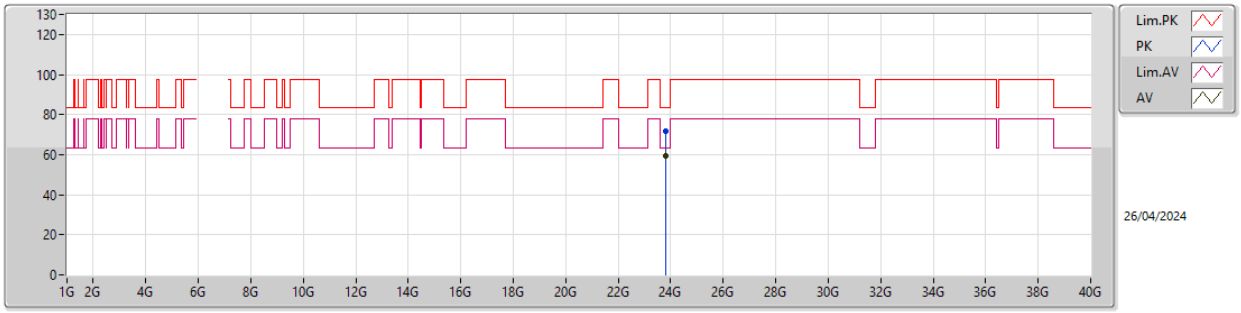

EUT Y_4TX
SET 25

Type	Freq	Level	Limit	Margin	Raw	Dist	Condition	Azimuth	Height	Comment	AF	CL	PA
	(Hz)	(dBuV/m)	(dBuV/m)	(dB)	(dBuV)	(m)		(°)	(m)		(dB)	(dB)	(dB)
PK	23.81277G	71.63	83.54	-11.91	62.45	1	Vertical	26	1.80	25	39.02	17.34	47.18
AV	23.81209G	59.24	63.54	-4.30	50.05	1	Vertical	26	1.80	25	39.03	17.34	47.18

5.925-6.425GHz_802.11be EHT20_Nss1,(MCS0)_4TX

5955MHz_TX

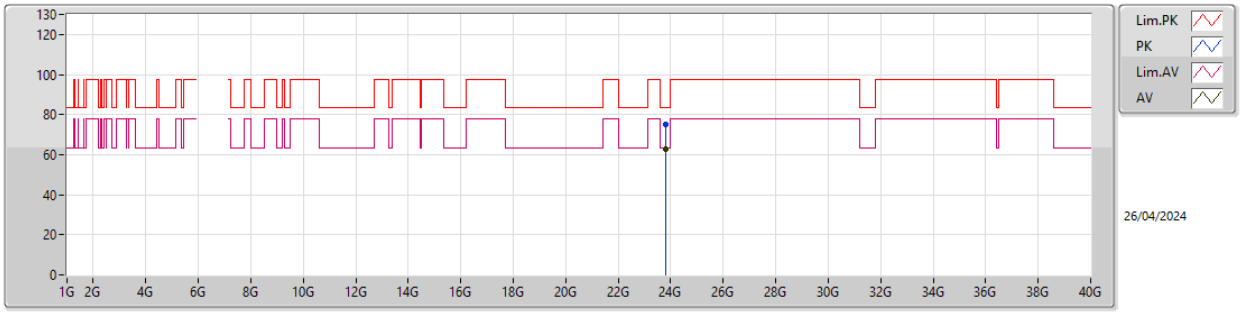

EUT Y_4TX
SET 25

Type	Freq	Level	Limit	Margin	Raw	Dist	Condition	Azimuth	Height	Comment	AF	CL	PA
	(Hz)	(dBuV/m)	(dBuV/m)	(dB)	(dBuV)	(m)		(°)	(m)		(dB)	(dB)	(dB)
PK	23.8188G	74.95	83.54	-8.59	65.79	1	Horizontal	345	1.80	25	38.99	17.35	47.18
AV	23.8188G	62.57	63.54	-0.97	53.41	1	Horizontal	345	1.80	25	38.99	17.35	47.18

5.925-6.425GHz_802.11be EHT20_Nss1,(MCS0)_4TX

6195MHz_TX

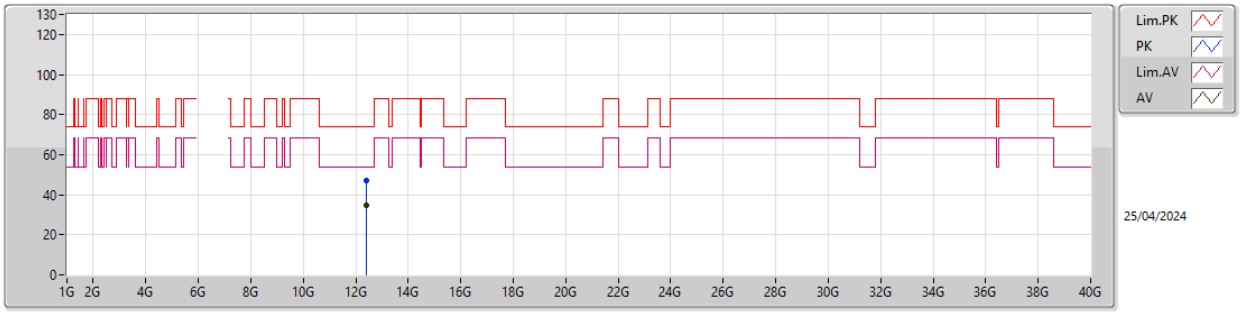

EUT Y_4TX
SET 25

Type	Freq	Level	Limit	Margin	Raw	Dist	Condition	Azimuth	Height	Comment	AF	CL	PA
	(Hz)	(dBuV/m)	(dBuV/m)	(dB)	(dBuV)	(m)		(°)	(m)		(dB)	(dB)	(dB)
PK	12.39136G	47.32	74.00	-26.68	62.62	3	Vertical	1	1.80	25	38.82	11.27	65.39
AV	12.38992G	34.52	54.00	-19.48	49.82	3	Vertical	1	1.80	25	38.82	11.27	65.39

5.925-6.425GHz_802.11be EHT20_Nss1,(MCS0)_4TX

6195MHz_TX

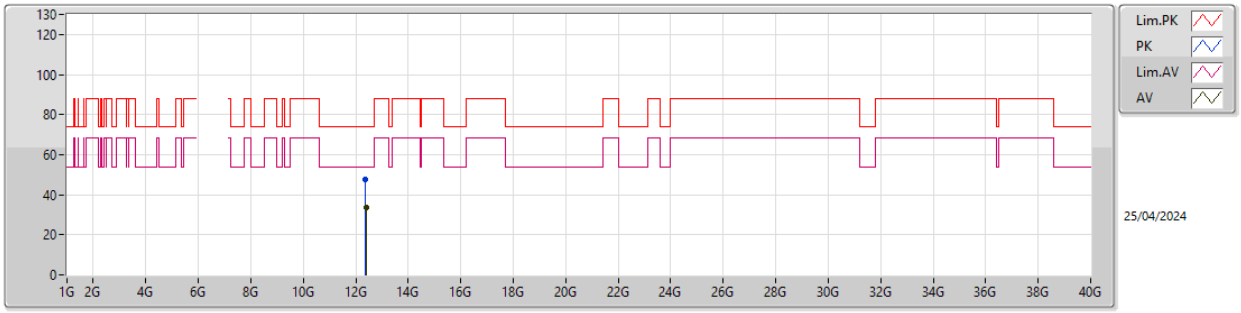

EUT Y_4TX
SET 25

Type	Freq	Level	Limit	Margin	Raw	Dist	Condition	Azimuth	Height	Comment	AF	CL	PA
	(Hz)	(dBuV/m)	(dBuV/m)	(dB)	(dBuV)	(m)		(°)	(m)		(dB)	(dB)	(dB)
PK	12.37669G	47.46	74.00	-26.54	62.75	3	Horizontal	197	1.80	25	38.85	11.26	65.40
AV	12.40554G	33.77	54.00	-20.23	49.11	3	Horizontal	197	1.80	25	38.77	11.27	65.38

5.925-6.425GHz_802.11be EHT20_Nss1,(MCS0)_4TX

6195MHz_TX

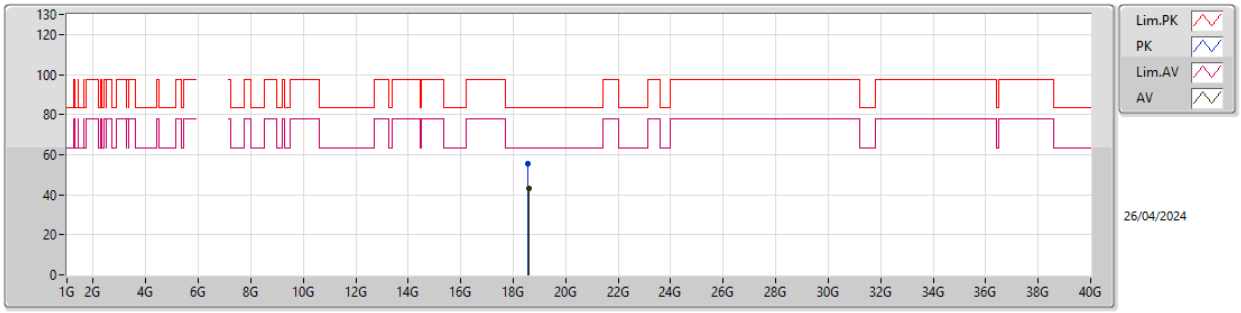

EUT Y_4TX
SET 25

Type	Freq	Level	Limit	Margin	Raw	Dist	Condition	Azimuth	Height	Comment	AF	CL	PA
	(Hz)	(dBuV/m)	(dBuV/m)	(dB)	(dBuV)	(m)		(°)	(m)		(dB)	(dB)	(dB)
PK	18.57065G	55.59	83.54	-27.95	52.25	1	Vertical	317	1.80	23.5	37.70	15.27	49.63
AV	18.59024G	43.08	63.54	-20.46	39.73	1	Vertical	317	1.80	23.5	37.70	15.27	49.62

5.925-6.425GHz_802.11be EHT20_Nss1,(MCS0)_4TX

6195MHz_TX

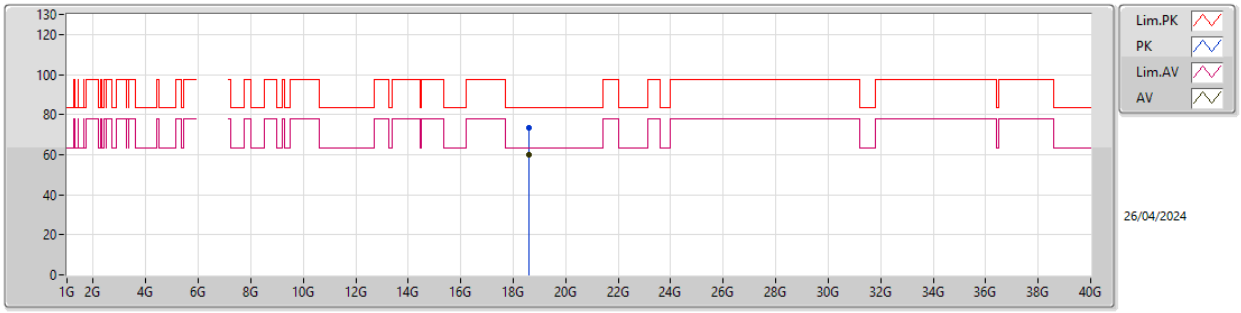

EUT Y_4TX
SET 25

Type	Freq	Level	Limit	Margin	Raw	Dist	Condition	Azimuth	Height	Comment	AF	CL	PA
	(Hz)	(dBuV/m)	(dBuV/m)	(dB)	(dBuV)	(m)		(°)	(m)		(dB)	(dB)	(dB)
PK	18.58656G	73.24	83.54	-10.30	69.89	1	Horizontal	41	1.70	25	37.70	15.27	49.62
AV	18.5858G	60.12	63.54	-3.42	56.77	1	Horizontal	41	1.70	25	37.70	15.27	49.62

5.925-6.425GHz_802.11be EHT20_Nss1,(MCS0)_4TX

6415MHz_TX

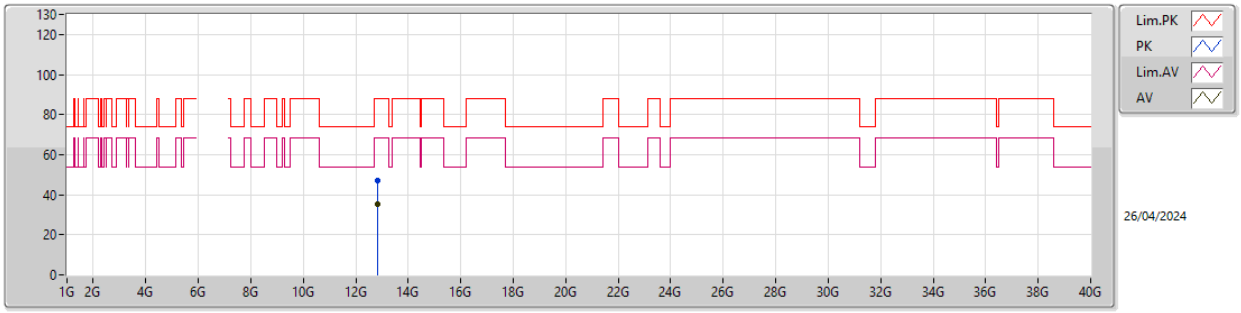

EUT Y_4TX
SET 25

Type	Freq	Level	Limit	Margin	Raw	Dist	Condition	Azimuth	Height	Comment	AF	CL	PA
	(Hz)	(dBuV/m)	(dBuV/m)	(dB)	(dBuV)	(m)		(°)	(m)		(dB)	(dB)	(dB)
PK	12.82996G	46.81	88.20	-41.39	61.36	3	Vertical	360	1.80	25	39.26	11.44	65.25
RMS	12.82988G	35.05	68.20	-33.15	49.60	3	Vertical	360	1.80	25	39.26	11.44	65.25

5.925-6.425GHz_802.11be EHT20_Nss1,(MCS0)_4TX

6415MHz_TX

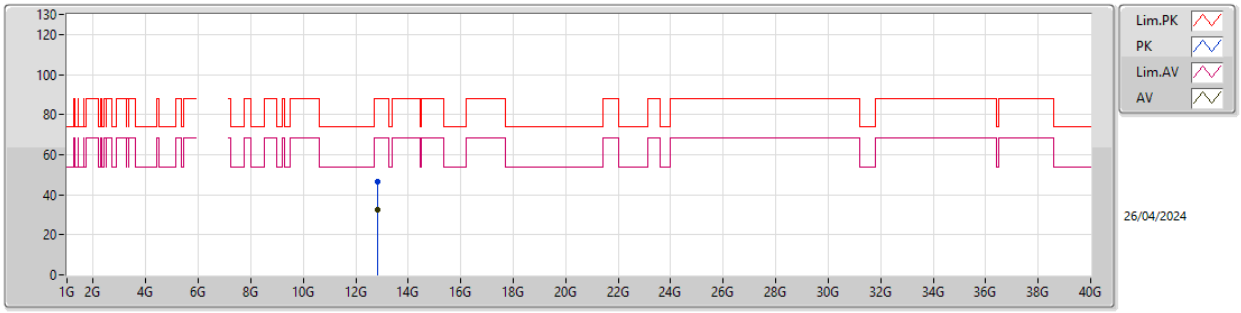

EUT Y_4TX
SET 25

Type	Freq	Level	Limit	Margin	Raw	Dist	Condition	Azimuth	Height	Comment	AF	CL	PA
	(Hz)	(dBuV/m)	(dBuV/m)	(dB)	(dBuV)	(m)		(°)	(m)		(dB)	(dB)	(dB)
PK	12.84568G	46.34	88.20	-41.86	60.86	3	Horizontal	50	1.80	25	39.29	11.44	65.25
RMS	12.84893G	32.37	68.20	-35.83	46.88	3	Horizontal	50	1.80	25	39.30	11.44	65.25

5.925-6.425GHz_802.11be EHT20_Nss1,(MCS0)_4TX

6415MHz_TX

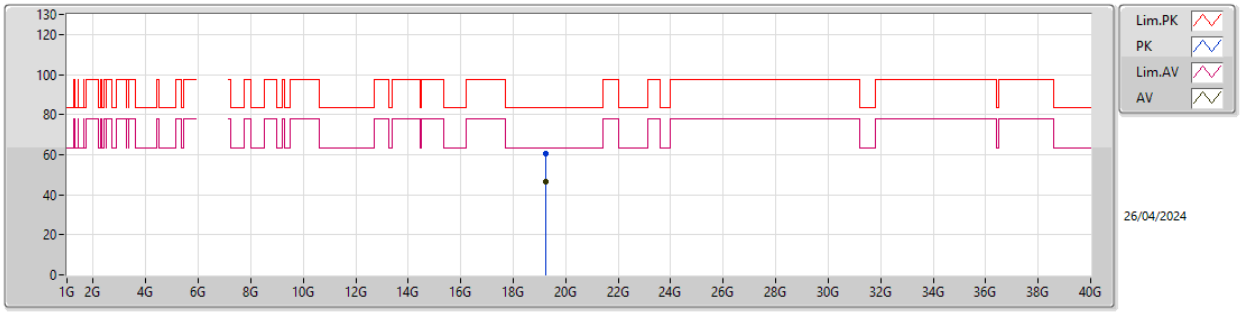

EUT Y_4TX
SET 25

Type	Freq	Level	Limit	Margin	Raw	Dist	Condition	Azimuth	Height	Comment	AF	CL	PA
	(Hz)	(dBuV/m)	(dBuV/m)	(dB)	(dBuV)	(m)		(°)	(m)		(dB)	(dB)	(dB)
PK	19.25063G	60.37	83.54	-23.17	56.74	1	Vertical	327	1.80	23.5	37.90	15.24	49.51
AV	19.25099G	46.59	63.54	-16.95	42.96	1	Vertical	327	1.80	23.5	37.90	15.24	49.51

5.925-6.425GHz_802.11be EHT20_Nss1,(MCS0)_4TX

6415MHz_TX

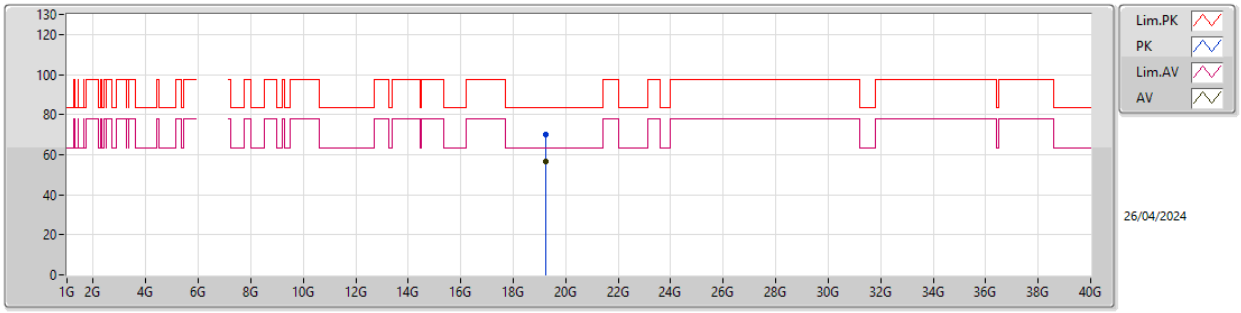

EUT Y_4TX
SET 25

Type	Freq	Level	Limit	Margin	Raw	Dist	Condition	Azimuth	Height	Comment	AF	CL	PA
	(Hz)	(dBuV/m)	(dBuV/m)	(dB)	(dBuV)	(m)		(°)	(m)		(dB)	(dB)	(dB)
PK	19.24972G	69.85	83.54	-13.69	66.22	1	Horizontal	42	1.80	25	37.90	15.24	49.51
AV	19.25063G	56.86	63.54	-6.68	53.23	1	Horizontal	42	1.80	25	37.90	15.24	49.51

6.525-6.875GHz_802.11be EHT20_Nss1,(MCS0)_4TX

6535MHz_TX

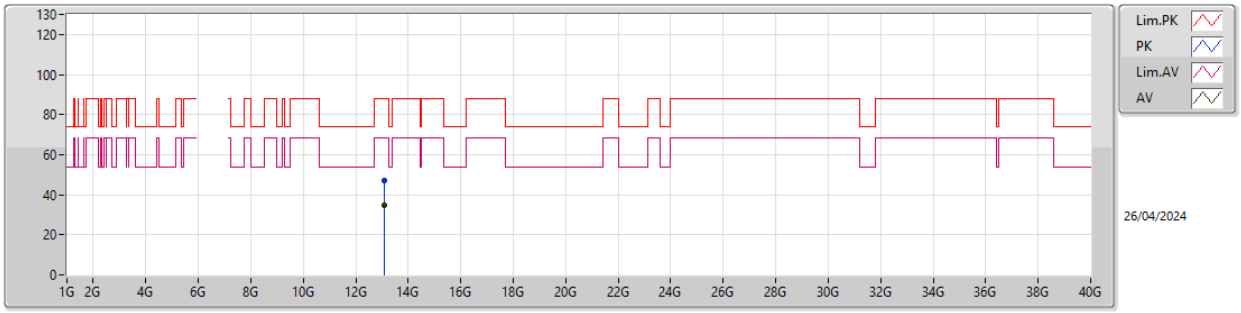

EUT Y_4TX
SET 25

Type	Freq	Level	Limit	Margin	Raw	Dist	Condition	Azimuth	Height	Comment	AF	CL	PA
	(Hz)	(dBuV/m)	(dBuV/m)	(dB)	(dBuV)	(m)		(°)	(m)		(dB)	(dB)	(dB)
PK	13.0698G	46.94	88.20	-41.26	61.42	3	Vertical	351	1.80	25	39.08	11.53	65.09
RMS	13.06988G	34.99	68.20	-33.21	49.47	3	Vertical	351	1.80	25	39.08	11.53	65.09

6.525-6.875GHz_802.11be EHT20_Nss1,(MCS0)_4TX

6535MHz_TX

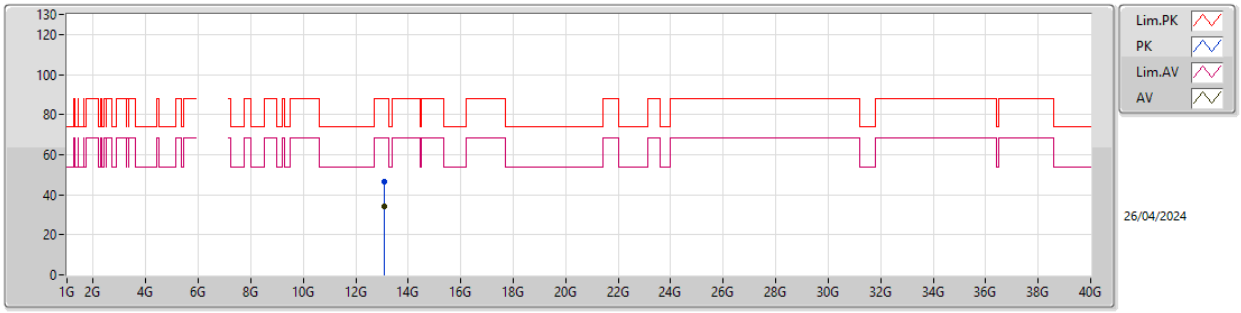

EUT Y_4TX
SET 25

Type	Freq	Level	Limit	Margin	Raw	Dist	Condition	Azimuth	Height	Comment	AF	CL	PA
	(Hz)	(dBuV/m)	(dBuV/m)	(dB)	(dBuV)	(m)		(°)	(m)		(dB)	(dB)	(dB)
PK	13.08782G	46.40	88.20	-41.80	60.78	3	Horizontal	33	1.80	25	39.15	11.53	65.06
RMS	13.07004G	34.25	68.20	-33.95	48.73	3	Horizontal	33	1.80	25	39.08	11.53	65.09

6.525-6.875GHz_802.11be EHT20_Nss1,(MCS0)_4TX

6535MHz_TX

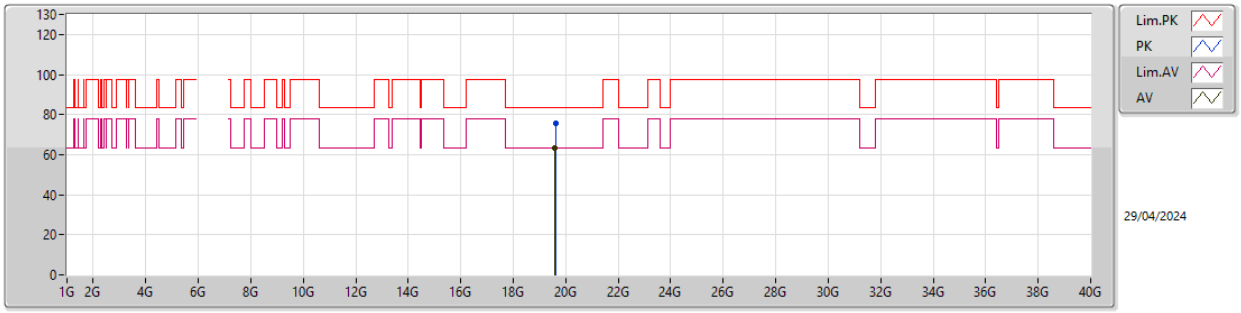

EUT Y_4TX
SET 23.5

Type	Freq	Level	Limit	Margin	Raw	Dist	Condition	Azimuth	Height	Comment	AF	CL	PA
	(Hz)	(dBuV/m)	(dBuV/m)	(dB)	(dBuV)	(m)		(°)	(m)		(dB)	(dB)	(dB)
PK	19.62019G	75.85	83.54	-7.69	72.29	1	Vertical	349	1.73	23.5	37.92	15.22	49.58
AV	19.60224G	63.15	63.54	-0.39	59.72	1	Vertical	349	1.73	23.5	37.81	15.22	49.60

6.525-6.875GHz_802.11be EHT20_Nss1,(MCS0)_4TX

6535MHz_TX

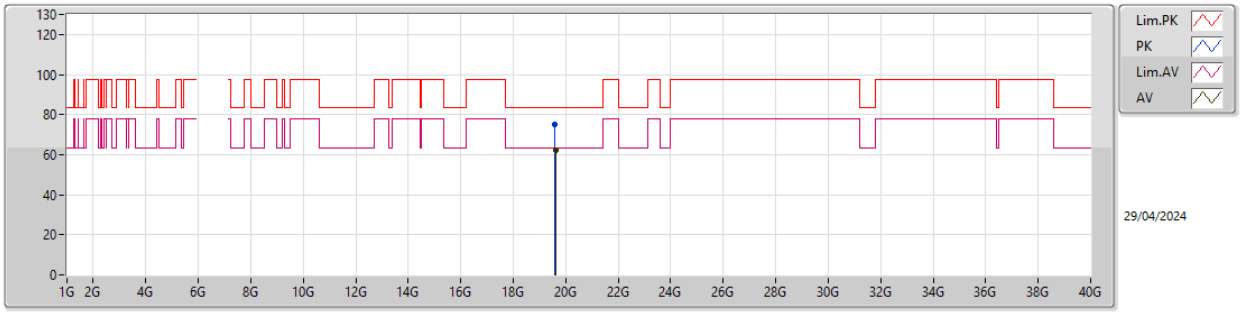

EUT Y_4TX
SET 22

Type	Freq	Level	Limit	Margin	Raw	Dist	Condition	Azimuth	Height	Comment	AF	CL	PA
	(Hz)	(dBuV/m)	(dBuV/m)	(dB)	(dBuV)	(m)		(°)	(m)		(dB)	(dB)	(dB)
PK	19.6026G	74.96	83.54	-8.58	71.52	1	Horizontal	299	1.81	22	37.82	15.22	49.60
AV	19.60332G	62.04	63.54	-1.50	58.60	1	Horizontal	299	1.81	22	37.82	15.22	49.60

6.525-6.875GHz_802.11be EHT20_Nss1,(MCS0)_4TX

6695MHz_TX

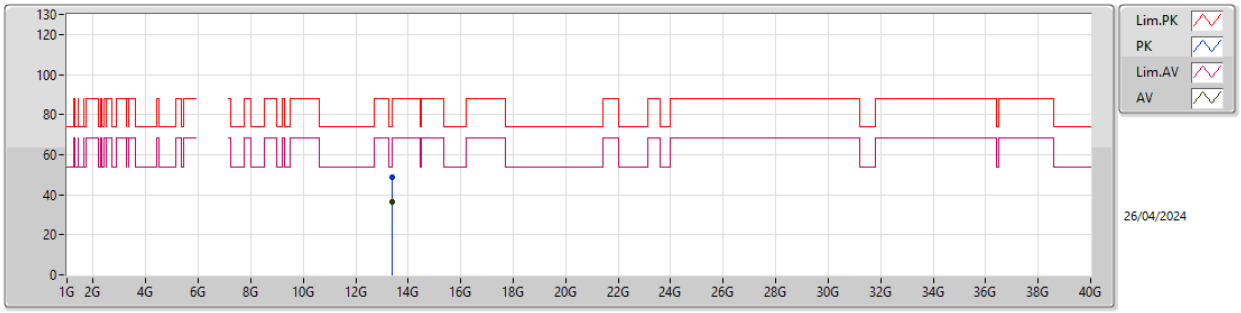

EUT Y_4TX
SET 25

Type	Freq	Level	Limit	Margin	Raw	Dist	Condition	Azimuth	Height	Comment	AF	CL	PA
	(Hz)	(dBuV/m)	(dBuV/m)	(dB)	(dBuV)	(m)		(°)	(m)		(dB)	(dB)	(dB)
PK	13.40042G	48.63	88.20	-39.57	61.63	3	Vertical	331	1.80	25	39.80	11.65	64.45
RMS	13.4077G	36.20	68.20	-32.00	49.16	3	Vertical	331	1.80	25	39.83	11.65	64.44

6.525-6.875GHz_802.11be EHT20_Nss1,(MCS0)_4TX

6695MHz_TX

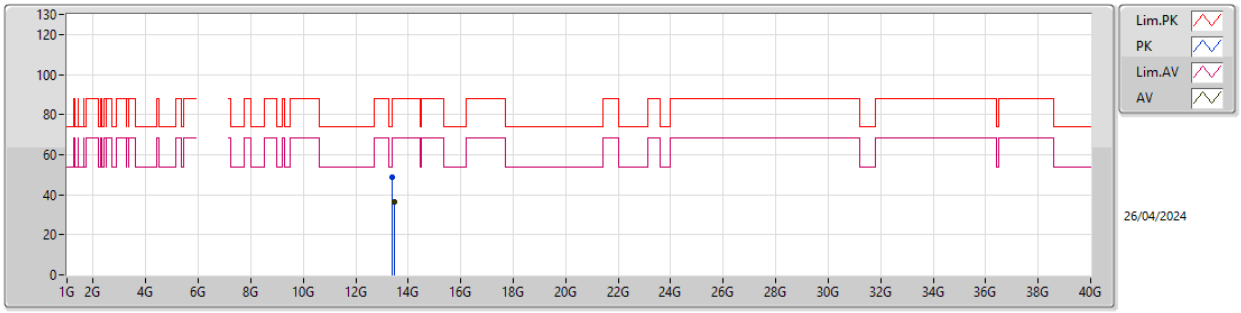

EUT Y_4TX
SET 25

Type	Freq	Level	Limit	Margin	Raw	Dist	Condition	Azimuth	Height	Comment	AF	CL	PA
	(Hz)	(dBuV/m)	(dBuV/m)	(dB)	(dBuV)	(m)		(°)	(m)		(dB)	(dB)	(dB)
PK	13.40335G	48.90	88.20	-39.30	61.89	3	Horizontal	76	1.80	25	39.81	11.65	64.45
RMS	13.47921G	36.26	68.20	-31.94	48.82	3	Horizontal	76	1.80	25	40.06	11.68	64.30

6.525-6.875GHz_802.11be EHT20_Nss1,(MCS0)_4TX

6695MHz_TX

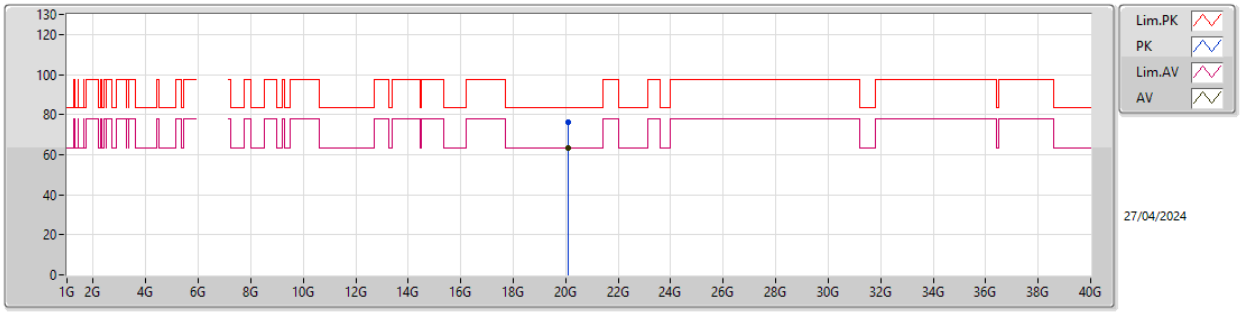

EUT Y_4TX
SET 25

Type	Freq	Level	Limit	Margin	Raw	Dist	Condition	Azimuth	Height	Comment	AF	CL	PA
	(Hz)	(dBuV/m)	(dBuV/m)	(dB)	(dBuV)	(m)		(°)	(m)		(dB)	(dB)	(dB)
PK	20.08676G	76.26	83.54	-7.28	72.39	1	Vertical	22	1.74	25	37.85	15.27	49.25
AV	20.08664G	63.32	63.54	-0.22	59.45	1	Vertical	22	1.74	25	37.85	15.27	49.25

6.525-6.875GHz_802.11be EHT20_Nss1,(MCS0)_4TX

6695MHz_TX

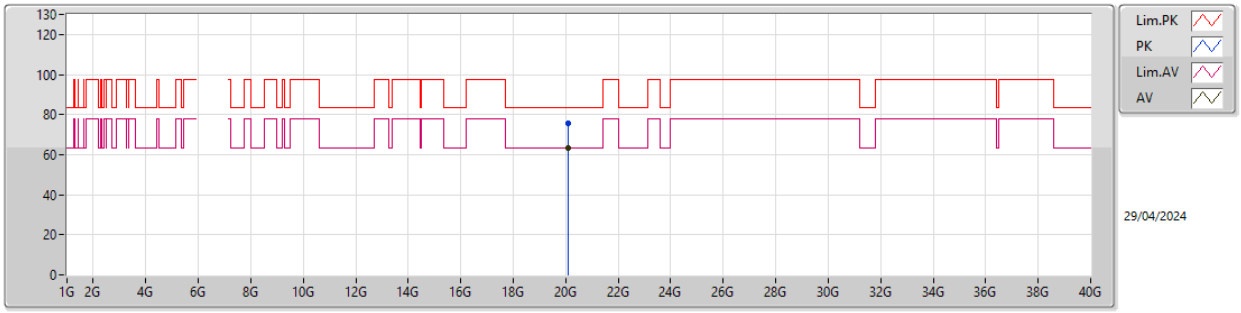

EUT Y_4TX
SET 23.5

Type	Freq	Level	Limit	Margin	Raw	Dist	Condition	Azimuth	Height	Comment	AF	CL	PA
	(Hz)	(dBuV/m)	(dBuV/m)	(dB)	(dBuV)	(m)		(°)	(m)		(dB)	(dB)	(dB)
PK	20.08664G	75.68	83.54	-7.86	71.81	1	Horizontal	19	1.76	23.5	37.85	15.27	49.25
AV	20.087G	63.18	63.54	-0.36	59.31	1	Horizontal	19	1.76	23.5	37.85	15.27	49.25

6.525-6.875GHz_802.11be EHT20_Nss1,(MCS0)_4TX

6855MHz_TX

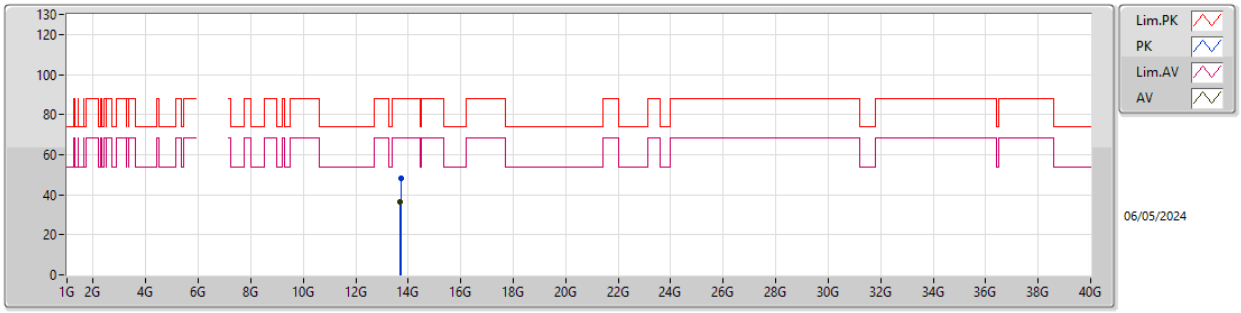

EUT Y_4TX
SET 25

Type	Freq	Level	Limit	Margin	Raw	Dist	Condition	Azimuth	Height	Comment	AF	CL	PA
	(Hz)	(dBuV/m)	(dBuV/m)	(dB)	(dBuV)	(m)		(°)	(m)		(dB)	(dB)	(dB)
PK	13.714G	48.02	88.20	-40.18	60.47	3	Vertical	25	2.28	25	40.13	11.77	64.35
RMS	13.70465G	36.30	68.20	-31.90	48.76	3	Vertical	25	2.28	25	40.11	11.77	64.34

6.525-6.875GHz_802.11be EHT20_Nss1,(MCS0)_4TX

6855MHz_TX

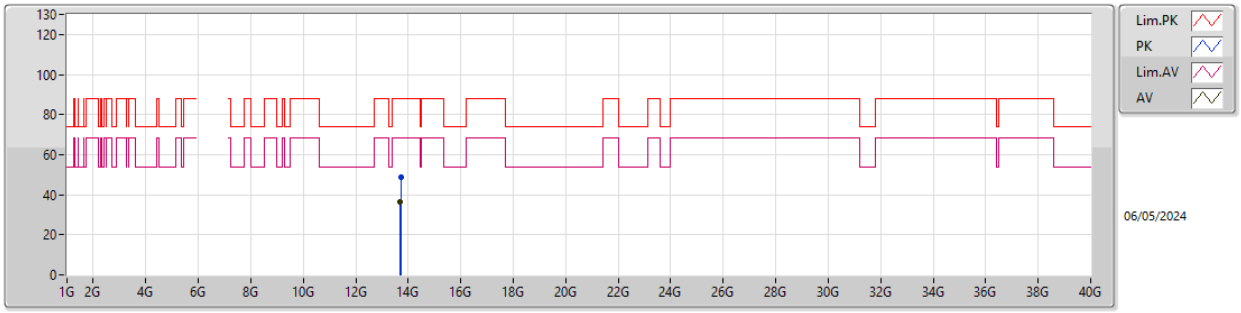

EUT Y_4TX
SET 25

Type	Freq	Level	Limit	Margin	Raw	Dist	Condition	Azimuth	Height	Comment	AF	CL	PA
	(Hz)	(dBuV/m)	(dBuV/m)	(dB)	(dBuV)	(m)		(°)	(m)		(dB)	(dB)	(dB)
PK	13.7106G	48.74	88.20	-39.46	61.19	3	Horizontal	246	1.45	25	40.12	11.77	64.34
RMS	13.6985G	36.29	68.20	-31.91	48.76	3	Horizontal	246	1.45	25	40.10	11.77	64.34

6.525-6.875GHz_802.11be EHT20_Nss1,(MCS0)_4TX

6855MHz_TX

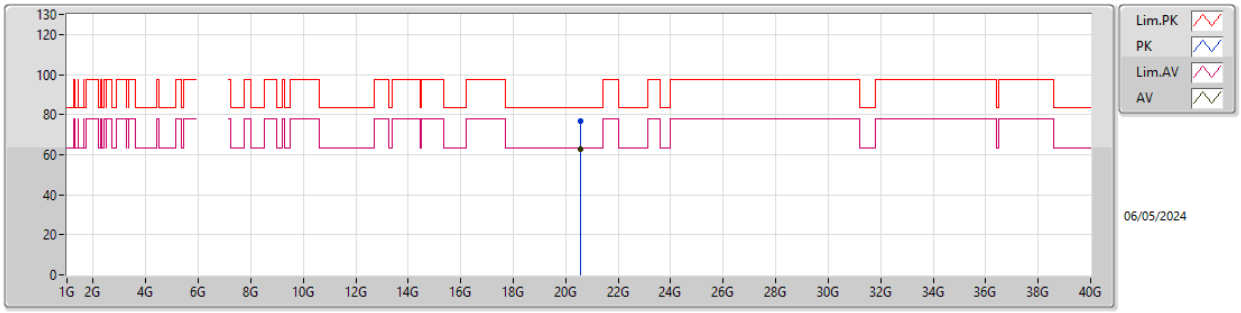

EUT Y_4TX
SET 25

Type	Freq	Level	Limit	Margin	Raw	Dist	Condition	Azimuth	Height	Comment	AF	CL	PA
	(Hz)	(dBuV/m)	(dBuV/m)	(dB)	(dBuV)	(m)		(°)	(m)		(dB)	(dB)	(dB)
PK	20.57475G	76.97	83.54	-6.57	72.46	1	Vertical	226	1.26	25	37.95	15.66	49.10
AV	20.5826G	62.55	63.54	-0.99	58.01	1	Vertical	226	1.26	25	37.97	15.67	49.10

6.525-6.875GHz_802.11be EHT20_Nss1,(MCS0)_4TX

6855MHz_TX

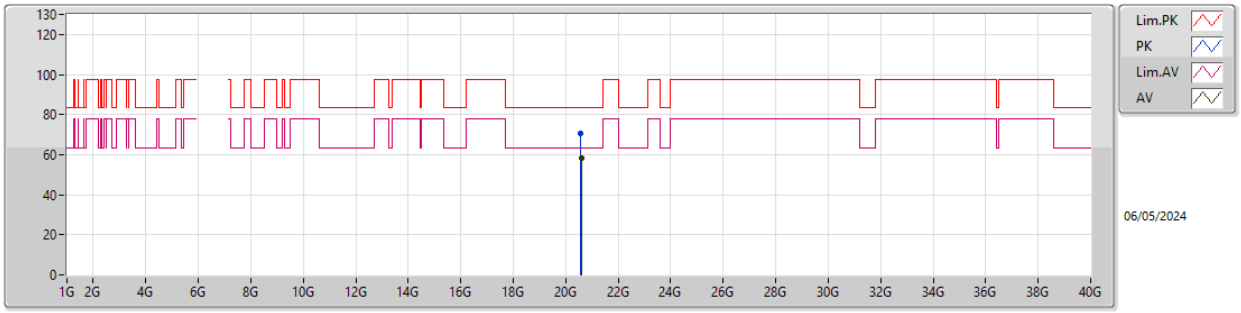

EUT Y_4TX
SET 25

Type	Freq	Level	Limit	Margin	Raw	Dist	Condition	Azimuth	Height	Comment	AF	CL	PA
	(Hz)	(dBuV/m)	(dBuV/m)	(dB)	(dBuV)	(m)		(°)	(m)		(dB)	(dB)	(dB)
PK	20.58515G	70.74	83.54	-12.80	66.20	1	Horizontal	58	1.22	25	37.97	15.67	49.10
AV	20.58675G	58.09	63.54	-5.45	53.54	1	Horizontal	58	1.22	25	37.97	15.67	49.09

5.925-6.425GHz_802.11be EHT40_Nss1,(MCS0)_4TX

5965MHz_TX

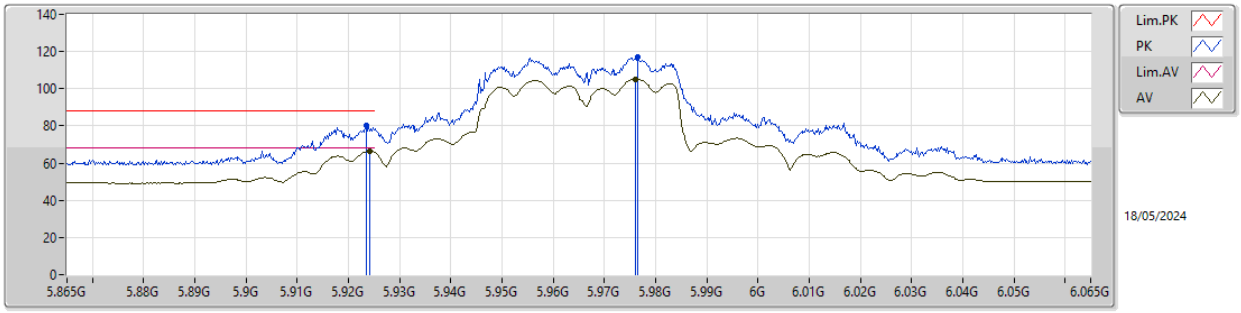

EUT Y_4TX
SET 20.5
25\17\21\19\20\20.5
-15.77\16.08\-1.58\10.60\4.40\1.56

Type	Freq	Level	Limit	Margin	Raw	Dist	Condition	Azimuth	Height	Comment	AF	CL	PA
	(Hz)	(dBuV/m)	(dBuV/m)	(dB)	(dBuV)	(m)		(°)	(m)		(dB)	(dB)	(dB)
PK	5.9234G	79.97	88.20	-8.23	72.90	3	Vertical	332	1.80	20.5	32.40	7.64	32.97
RMS	5.9242G	66.64	68.20	-1.56	59.57	3	Vertical	332	1.80	20.5	32.40	7.64	32.97
PK	5.9766G	117.20	Inf	-Inf	110.07	3	Vertical	332	1.80	20.5	32.45	7.67	32.99
RMS	5.976G	105.30	Inf	-Inf	98.17	3	Vertical	332	1.80	20.5	32.45	7.67	32.99

5.925-6.425GHz_802.11be EHT40_Nss1,(MCS0)_4TX

5965MHz_TX

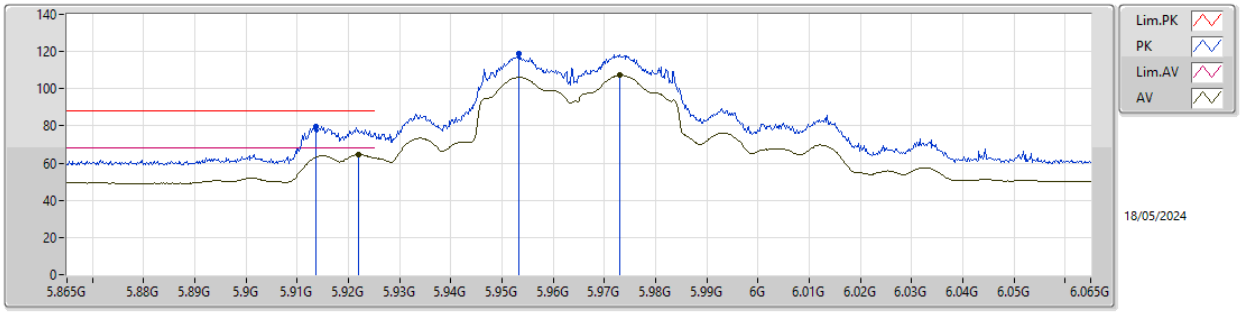

EUT Y_4TX
SET 20.5

Type	Freq	Level	Limit	Margin	Raw	Dist	Condition	Azimuth	Height	Comment	AF	CL	PA
	(Hz)	(dBuV/m)	(dBuV/m)	(dB)	(dBuV)	(m)		(°)	(m)		(dB)	(dB)	(dB)
PK	5.9136G	79.89	88.20	-8.31	72.82	3	Horizontal	297	2.07	20.5	32.40	7.64	32.97
RMS	5.922G	64.67	68.20	-3.53	57.60	3	Horizontal	297	2.07	20.5	32.40	7.64	32.97
PK	5.9532G	118.70	Inf	-Inf	111.61	3	Horizontal	297	2.07	20.5	32.41	7.66	32.98
RMS	5.973G	107.20	Inf	-Inf	100.07	3	Horizontal	297	2.07	20.5	32.45	7.67	32.99

5.925-6.425GHz_802.11be EHT40_Nss1,(MCS0)_4TX

5965MHz_TX

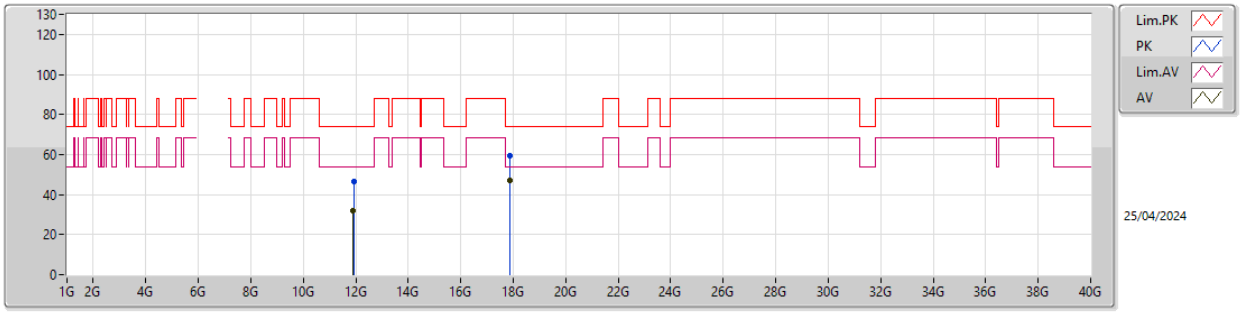

EUT Y_4TX
SET 25

Type	Freq	Level	Limit	Margin	Raw	Dist	Condition	Azimuth	Height	Comment	AF	CL	PA
	(Hz)	(dBuV/m)	(dBuV/m)	(dB)	(dBuV)	(m)		(°)	(m)		(dB)	(dB)	(dB)
PK	11.91593G	46.70	74.00	-27.30	62.50	3	Vertical	192	1.80	25	38.93	11.07	65.80
AV	11.9097G	32.09	54.00	-21.91	47.90	3	Vertical	192	1.80	25	38.92	11.07	65.80
PK	17.87047G	59.52	74.00	-14.48	62.45	3	Vertical	11	1.80	25	46.19	13.41	62.53
AV	17.88845G	47.09	54.00	-6.91	49.56	3	Vertical	11	1.80	25	46.62	13.41	62.50

5.925-6.425GHz_802.11be EHT40_Nss1,(MCS0)_4TX

5965MHz_TX

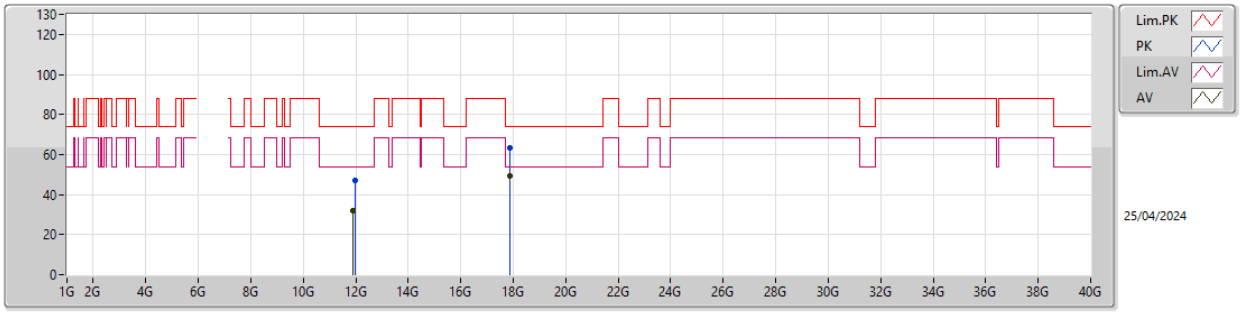

EUT Y_4TX
SET 25

Type	Freq	Level	Limit	Margin	Raw	Dist	Condition	Azimuth	Height	Comment	AF	CL	PA
	(Hz)	(dBuV/m)	(dBuV/m)	(dB)	(dBuV)	(m)		(°)	(m)		(dB)	(dB)	(dB)
PK	11.95821G	47.02	74.00	-26.98	62.67	3	Horizontal	82	1.80	25	39.02	11.10	65.77
AV	11.9097G	32.05	54.00	-21.95	47.86	3	Horizontal	82	1.80	25	38.92	11.07	65.80
PK	17.88741G	63.17	74.00	-10.83	65.66	3	Horizontal	14	1.80	25	46.60	13.41	62.50
AV	17.88677G	49.30	54.00	-4.70	51.81	3	Horizontal	14	1.80	25	46.58	13.41	62.50

5.925-6.425GHz_802.11be EHT40_Nss1,(MCS0)_4TX

5965MHz_TX

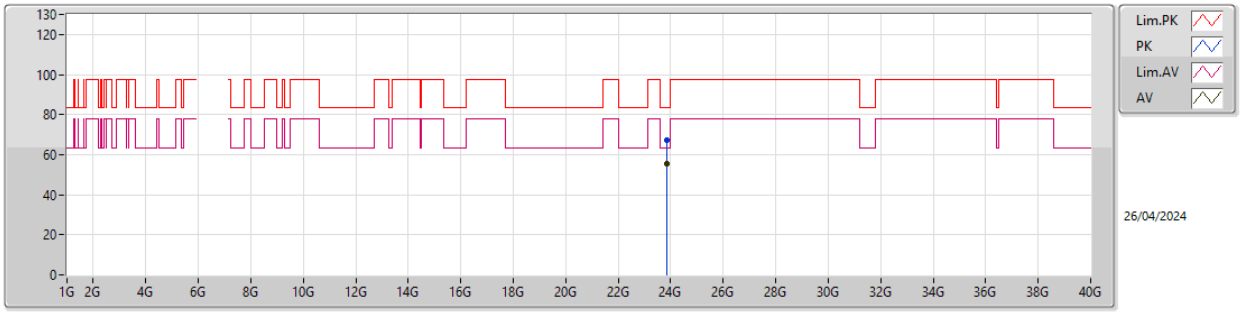

EUT Y_4TX
SET 25

Type	Freq	Level	Limit	Margin	Raw	Dist	Condition	Azimuth	Height	Comment	AF	CL	PA
	(Hz)	(dBuV/m)	(dBuV/m)	(dB)	(dBuV)	(m)		(°)	(m)		(dB)	(dB)	(dB)
PK	23.87143G	67.46	83.54	-16.08	58.45	1	Vertical	25	1.80	25	38.80	17.36	47.15
AV	23.85145G	55.51	63.54	-8.03	46.51	1	Vertical	25	1.80	25	38.80	17.36	47.16

5.925-6.425GHz_802.11be EHT40_Nss1,(MCS0)_4TX

5965MHz_TX

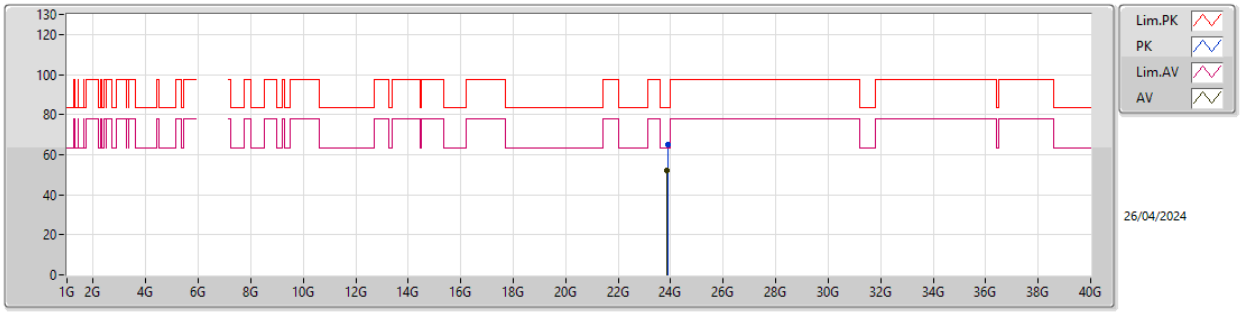

EUT Y_4TX
SET 25

Type	Freq	Level	Limit	Margin	Raw	Dist	Condition	Azimuth	Height	Comment	AF	CL	PA
	(Hz)	(dBuV/m)	(dBuV/m)	(dB)	(dBuV)	(m)		(°)	(m)		(dB)	(dB)	(dB)
PK	23.8787G	64.75	83.54	-18.79	55.74	1	Horizontal	343	1.80	25	38.80	17.36	47.15
AV	23.85944G	52.02	63.54	-11.52	43.02	1	Horizontal	343	1.80	25	38.80	17.36	47.16

5.925-6.425GHz_802.11be EHT40_Nss1,(MCS0)_4TX

6205MHz_TX

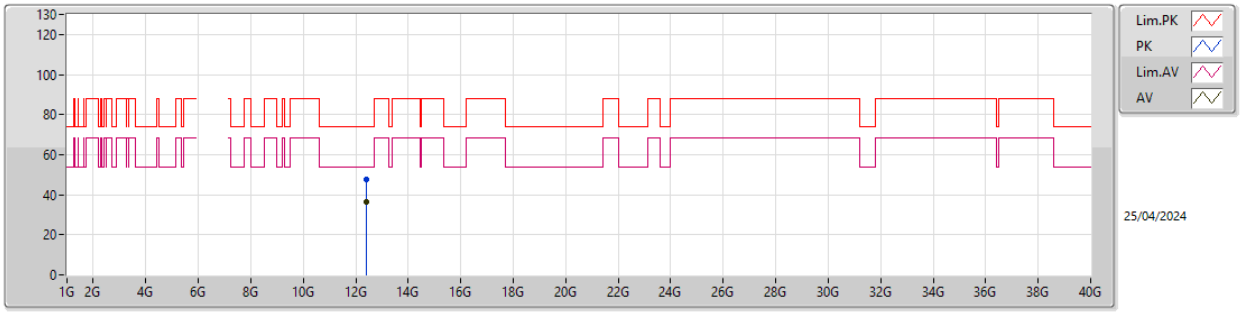

EUT Y_4TX
SET 25

Type	Freq	Level	Limit	Margin	Raw	Dist	Condition	Azimuth	Height	Comment	AF	CL	PA
	(Hz)	(dBuV/m)	(dBuV/m)	(dB)	(dBuV)	(m)		(°)	(m)		(dB)	(dB)	(dB)
PK	12.41496G	47.65	74.00	-26.35	63.03	3	Vertical	1	1.80	25	38.71	11.28	65.37
AV	12.40992G	36.35	54.00	-17.65	51.70	3	Vertical	1	1.80	25	38.74	11.28	65.37

5.925-6.425GHz_802.11be EHT40_Nss1,(MCS0)_4TX

6205MHz_TX

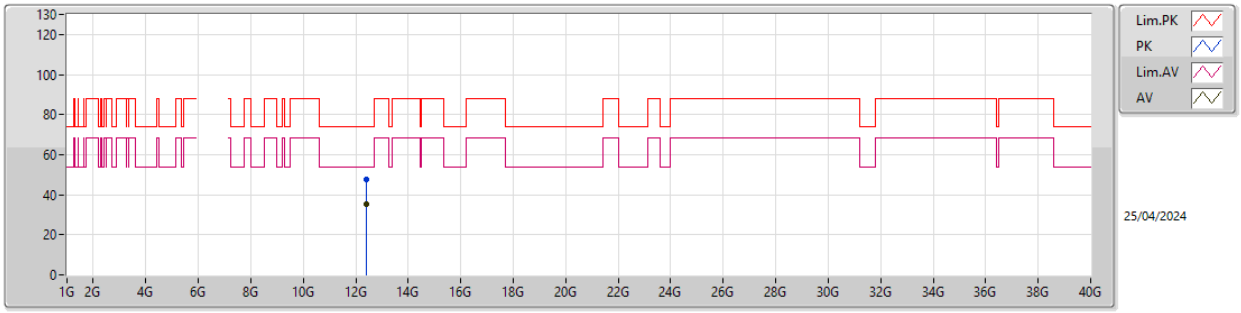

EUT Y_4TX
SET 25

Type	Freq	Level	Limit	Margin	Raw	Dist	Condition	Azimuth	Height	Comment	AF	CL	PA
	(Hz)	(dBuV/m)	(dBuV/m)	(dB)	(dBuV)	(m)		(°)	(m)		(dB)	(dB)	(dB)
PK	12.3937G	47.39	74.00	-26.61	62.70	3	Horizontal	175	1.80	25	38.81	11.27	65.39
AV	12.4112G	35.40	54.00	-18.60	50.76	3	Horizontal	175	1.80	25	38.73	11.28	65.37

5.925-6.425GHz_802.11be EHT40_Nss1,(MCS0)_4TX

6205MHz_TX

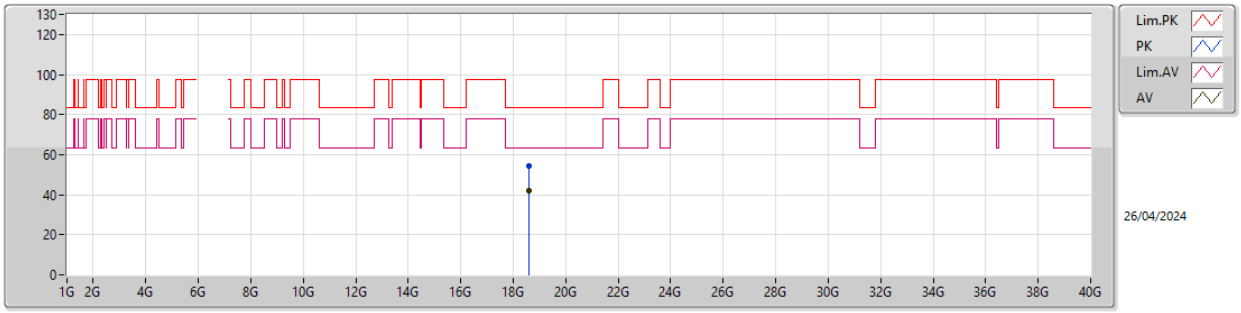

EUT Y_4TX
SET 25

Type	Freq	Level	Limit	Margin	Raw	Dist	Condition	Azimuth	Height	Comment	AF	CL	PA
	(Hz)	(dBuV/m)	(dBuV/m)	(dB)	(dBuV)	(m)		(°)	(m)		(dB)	(dB)	(dB)
PK	18.61788G	54.16	83.54	-29.38	50.75	1	Vertical	118	1.80	25	37.74	15.27	49.60
AV	18.61836G	42.17	63.54	-21.37	38.76	1	Vertical	118	1.80	25	37.74	15.27	49.60

5.925-6.425GHz_802.11be EHT40_Nss1,(MCS0)_4TX

6205MHz_TX

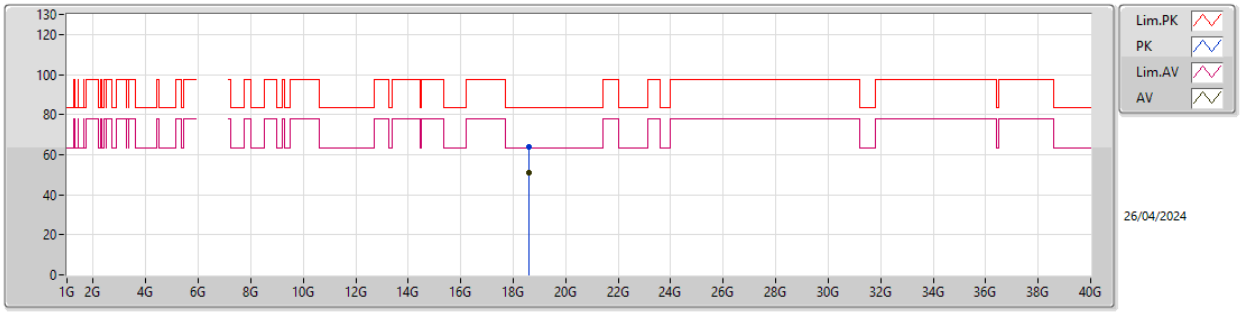

EUT Y_4TX
SET 25

Type	Freq	Level	Limit	Margin	Raw	Dist	Condition	Azimuth	Height	Comment	AF	CL	PA
	(Hz)	(dBuV/m)	(dBuV/m)	(dB)	(dBuV)	(m)		(°)	(m)		(dB)	(dB)	(dB)
PK	18.60381G	64.09	83.54	-19.45	60.72	1	Horizontal	342	1.80	25	37.71	15.27	49.61
AV	18.60461G	51.10	63.54	-12.44	47.73	1	Horizontal	342	1.80	25	37.71	15.27	49.61

5.925-6.425GHz_802.11be EHT40_Nss1,(MCS0)_4TX

6405MHz_TX

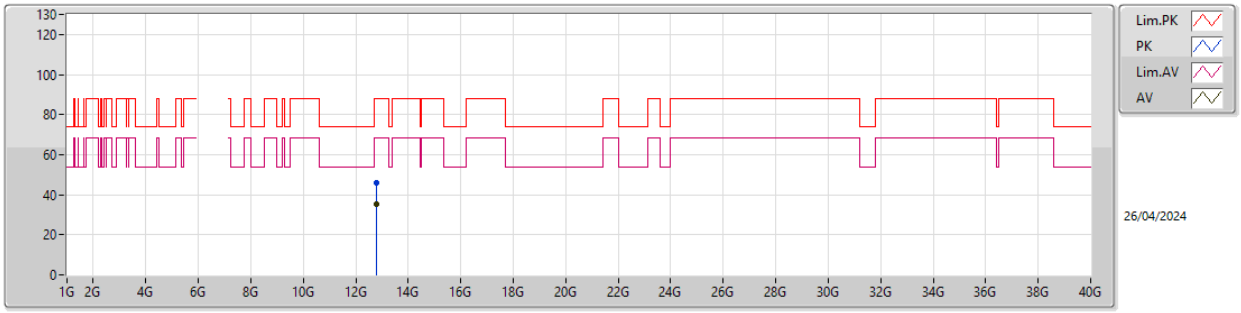

EUT Y_4TX
SET 25

Type	Freq	Level	Limit	Margin	Raw	Dist	Condition	Azimuth	Height	Comment	AF	CL	PA
	(Hz)	(dBuV/m)	(dBuV/m)	(dB)	(dBuV)	(m)		(°)	(m)		(dB)	(dB)	(dB)
PK	12.81016G	45.84	88.20	-42.36	60.44	3	Vertical	356	1.80	25	39.22	11.43	65.25
RMS	12.80984G	35.14	68.20	-33.06	49.74	3	Vertical	356	1.80	25	39.22	11.43	65.25

5.925-6.425GHz_802.11be EHT40_Nss1,(MCS0)_4TX

6405MHz_TX

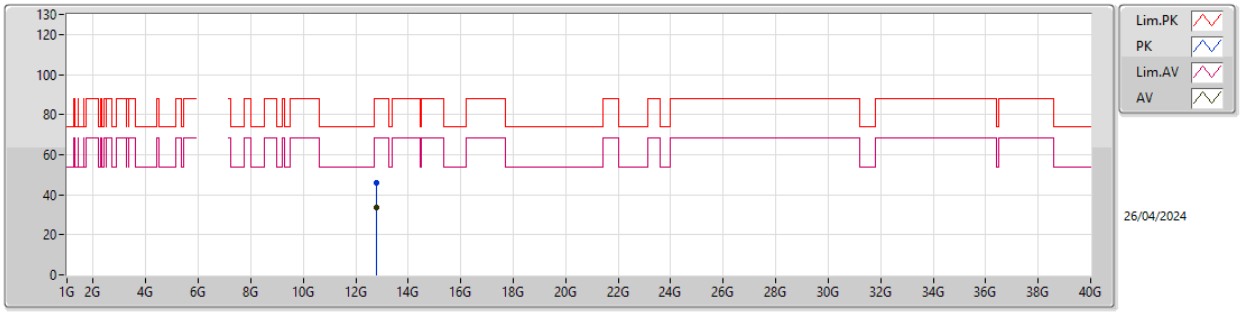

EUT Y_4TX
SET 25

Type	Freq	Level	Limit	Margin	Raw	Dist	Condition	Azimuth	Height	Comment	AF	CL	PA
	(Hz)	(dBuV/m)	(dBuV/m)	(dB)	(dBuV)	(m)		(°)	(m)		(dB)	(dB)	(dB)
PK	12.77356G	45.93	88.20	-42.27	60.74	3	Horizontal	295	1.80	25	39.04	11.41	65.26
RMS	12.77204G	33.76	68.20	-34.44	48.58	3	Horizontal	295	1.80	25	39.03	11.41	65.26

5.925-6.425GHz_802.11be EHT40_Nss1,(MCS0)_4TX

6405MHz_TX

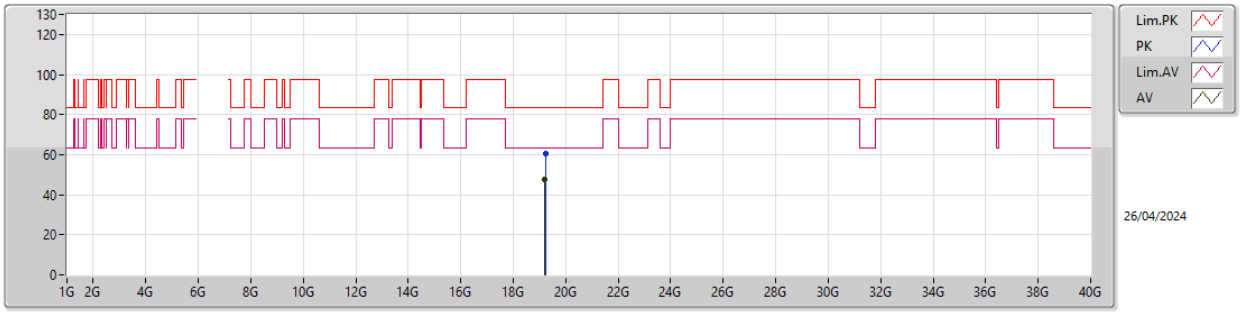

EUT Y_4TX
SET 25

Type	Freq	Level	Limit	Margin	Raw	Dist	Condition	Azimuth	Height	Comment	AF	CL	PA
	(Hz)	(dBuV/m)	(dBuV/m)	(dB)	(dBuV)	(m)		(°)	(m)		(dB)	(dB)	(dB)
PK	19.23106G	60.38	83.54	-23.16	56.70	1	Vertical	2	1.80	25	37.94	15.24	49.50
AV	19.213G	47.84	63.54	-15.70	44.11	1	Vertical	2	1.80	25	37.97	15.24	49.48

5.925-6.425GHz_802.11be EHT40_Nss1,(MCS0)_4TX

6405MHz_TX

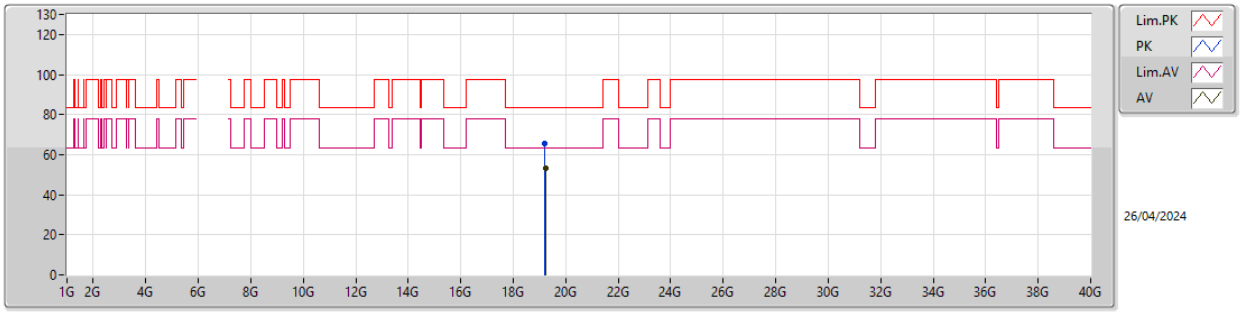

EUT Y_4TX
SET 25

Type	Freq	Level	Limit	Margin	Raw	Dist	Condition	Azimuth	Height	Comment	AF	CL	PA
	(Hz)	(dBuV/m)	(dBuV/m)	(dB)	(dBuV)	(m)		(°)	(m)		(dB)	(dB)	(dB)
PK	19.21524G	65.42	83.54	-18.12	61.70	1	Horizontal	43	1.80	25	37.97	15.24	49.49
AV	19.22059G	53.20	63.54	-10.34	49.49	1	Horizontal	43	1.80	25	37.96	15.24	49.49

6.525-6.875GHz_802.11be EHT40_Nss1,(MCS0)_4TX

6565MHz_TX

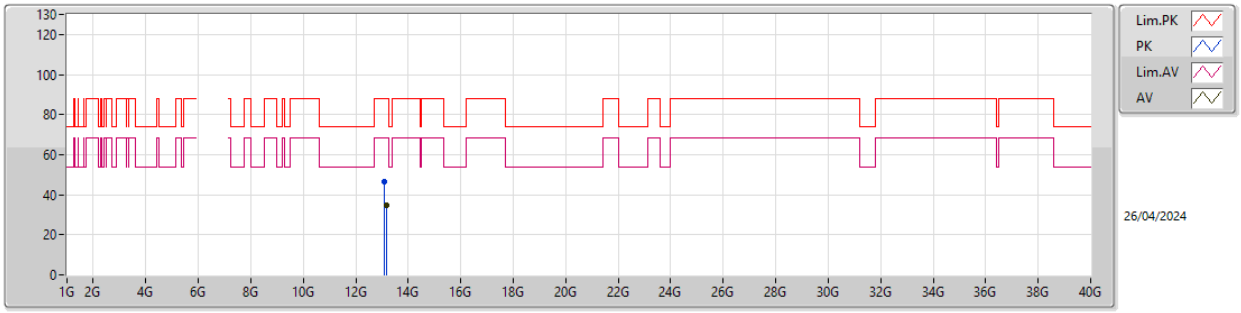

EUT Y_4TX
SET 25

Type	Freq	Level	Limit	Margin	Raw	Dist	Condition	Azimuth	Height	Comment	AF	CL	PA
	(Hz)	(dBuV/m)	(dBuV/m)	(dB)	(dBuV)	(m)		(°)	(m)		(dB)	(dB)	(dB)
PK	13.10523G	46.73	88.20	-41.47	61.00	3	Vertical	184	1.80	25	39.22	11.54	65.03
RMS	13.16988G	34.53	68.20	-33.67	48.55	3	Vertical	184	1.80	25	39.32	11.56	64.90

6.525-6.875GHz_802.11be EHT40_Nss1,(MCS0)_4TX

6565MHz_TX

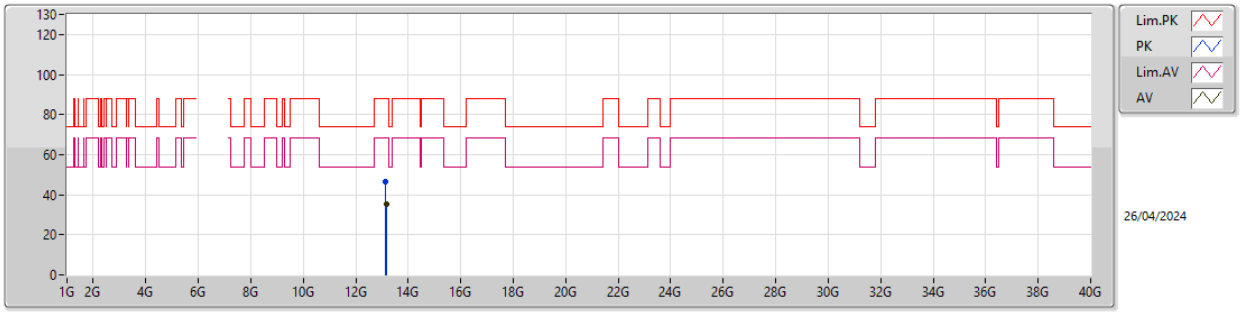

EUT Y_4TX
SET 25

Type	Freq	Level	Limit	Margin	Raw	Dist	Condition	Azimuth	Height	Comment	AF	CL	PA
	(Hz)	(dBuV/m)	(dBuV/m)	(dB)	(dBuV)	(m)		(°)	(m)		(dB)	(dB)	(dB)
PK	13.13336G	46.66	88.20	-41.54	60.75	3	Horizontal	348	1.80	25	39.33	11.55	64.97
RMS	13.1698G	35.17	68.20	-33.03	49.19	3	Horizontal	348	1.80	25	39.32	11.56	64.90

6.525-6.875GHz_802.11be EHT40_Nss1,(MCS0)_4TX

6565MHz_TX

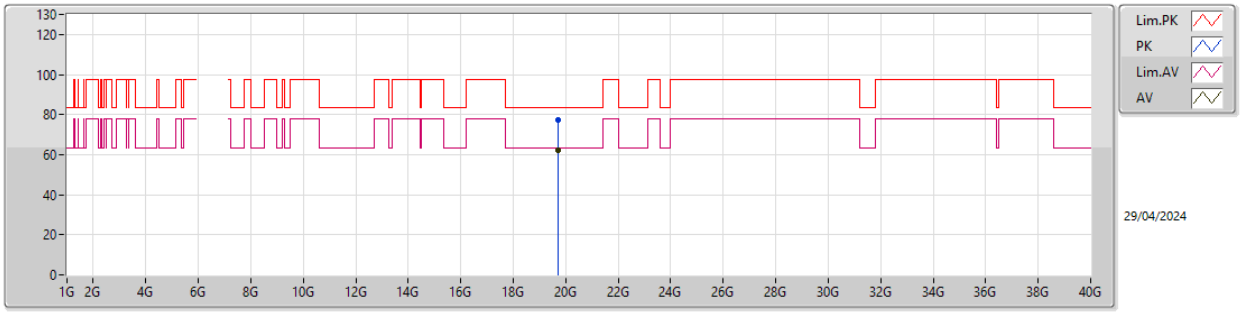

EUT Y_4TX
SET 23

Type	Freq	Level	Limit	Margin	Raw	Dist	Condition	Azimuth	Height	Comment	AF	CL	PA
	(Hz)	(dBuV/m)	(dBuV/m)	(dB)	(dBuV)	(m)		(°)	(m)		(dB)	(dB)	(dB)
PK	19.72841G	77.06	83.54	-6.48	73.48	1	Vertical	18	1.78	23	37.86	15.21	49.49
AV	19.70979G	62.18	63.54	-1.36	58.66	1	Vertical	18	1.78	23	37.82	15.21	49.51

6.525-6.875GHz_802.11be EHT40_Nss1,(MCS0)_4TX

6565MHz_TX

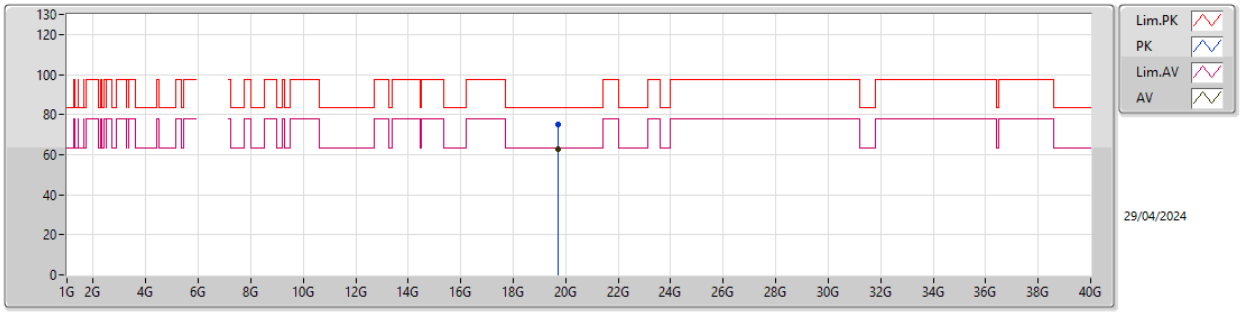

EUT Y_4TX
SET 22.5

Type	Freq	Level	Limit	Margin	Raw	Dist	Condition	Azimuth	Height	Comment	AF	CL	PA
	(Hz)	(dBuV/m)	(dBuV/m)	(dB)	(dBuV)	(m)		(°)	(m)		(dB)	(dB)	(dB)
PK	19.693G	74.96	83.54	-8.58	71.42	1	Horizontal	296	1.80	22.5	37.84	15.22	49.52
AV	19.6926G	62.71	63.54	-0.83	59.17	1	Horizontal	296	1.80	22.5	37.84	15.22	49.52

6.525-6.875GHz_802.11be EHT40_Nss1,(MCS0)_4TX

6685MHz_TX

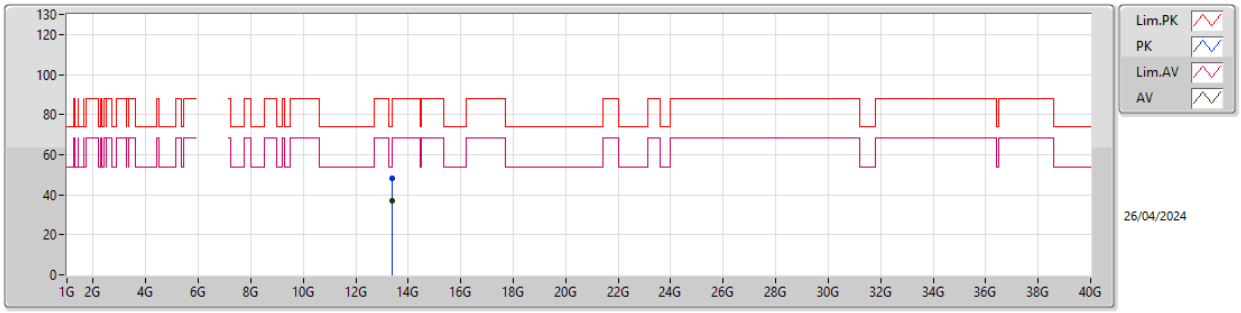

EUT Y_4TX
SET 25

Type	Freq	Level	Limit	Margin	Raw	Dist	Condition	Azimuth	Height	Comment	AF	CL	PA
	(Hz)	(dBuV/m)	(dBuV/m)	(dB)	(dBuV)	(m)		(°)	(m)		(dB)	(dB)	(dB)
PK	13.37016G	48.33	74.00	-25.67	61.46	3	Vertical	358	1.80	25	39.74	11.64	64.51
AV	13.36992G	36.82	54.00	-17.18	49.95	3	Vertical	358	1.80	25	39.74	11.64	64.51

6.525-6.875GHz_802.11be EHT40_Nss1,(MCS0)_4TX

6685MHz_TX

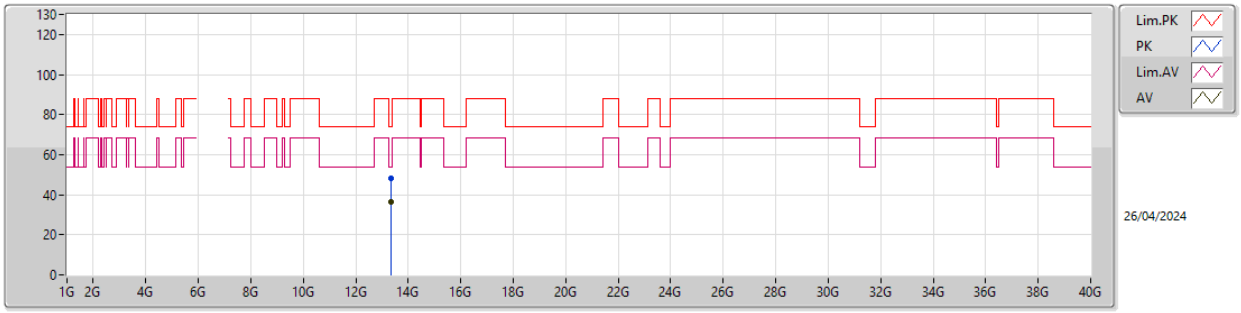

EUT Y_4TX
SET 25

Type	Freq	Level	Limit	Margin	Raw	Dist	Condition	Azimuth	Height	Comment	AF	CL	PA
	(Hz)	(dBuV/m)	(dBuV/m)	(dB)	(dBuV)	(m)		(°)	(m)		(dB)	(dB)	(dB)
PK	13.36009G	48.32	74.00	-25.68	61.49	3	Horizontal	53	1.80	25	39.72	11.64	64.53
AV	13.33244G	36.32	54.00	-17.68	49.69	3	Horizontal	53	1.80	25	39.59	11.63	64.59

6.525-6.875GHz_802.11be EHT40_Nss1,(MCS0)_4TX

6685MHz_TX

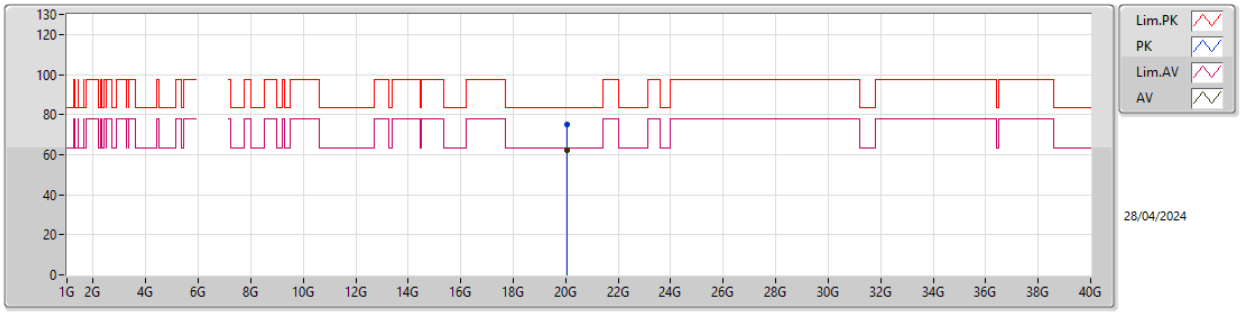

EUT Y_4TX
SET 25

Type	Freq	Level	Limit	Margin	Raw	Dist	Condition	Azimuth	Height	Comment	AF	CL	PA
	(Hz)	(dBuV/m)	(dBuV/m)	(dB)	(dBuV)	(m)		(°)	(m)		(dB)	(dB)	(dB)
PK	20.06283G	75.02	83.54	-8.52	71.27	1	Vertical	19	1.80	25	37.75	15.25	49.25
AV	20.06275G	62.36	63.54	-1.18	58.61	1	Vertical	19	1.80	25	37.75	15.25	49.25

6.525-6.875GHz_802.11be EHT40_Nss1,(MCS0)_4TX

6685MHz_TX

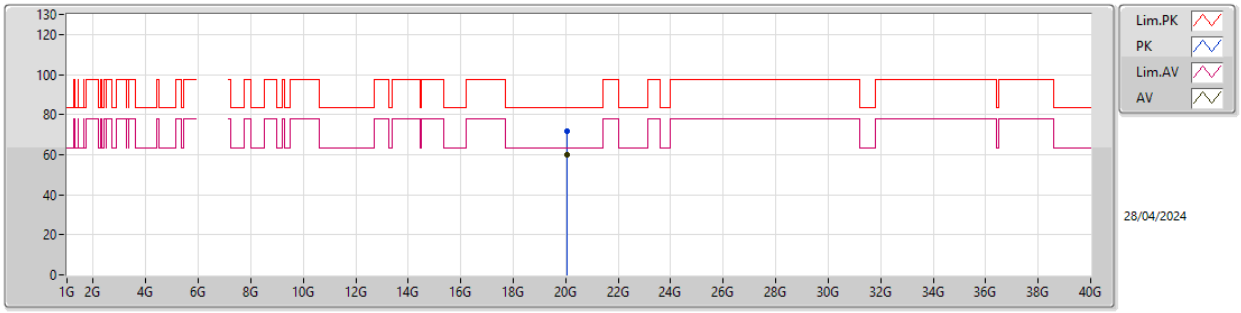

EUT Y_4TX
SET 25

Type	Freq	Level	Limit	Margin	Raw	Dist	Condition	Azimuth	Height	Comment	AF	CL	PA
	(Hz)	(dBuV/m)	(dBuV/m)	(dB)	(dBuV)	(m)		(°)	(m)		(dB)	(dB)	(dB)
PK	20.05212G	71.97	83.54	-11.57	68.28	1	Horizontal	37	1.80	25	37.71	15.24	49.26
AV	20.05268G	59.85	63.54	-3.69	56.16	1	Horizontal	37	1.80	25	37.71	15.24	49.26

6.525-6.875GHz_802.11be EHT40_Nss1,(MCS0)_4TX

6845MHz_TX

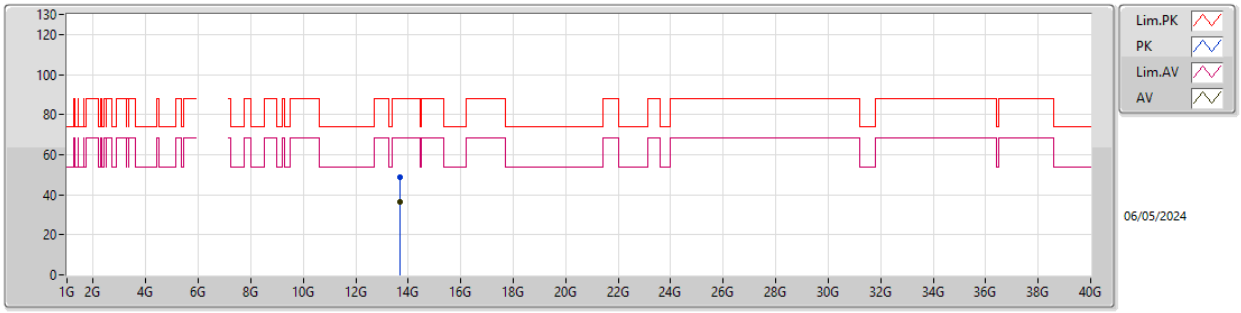

EUT Y_4TX
SET 25

Type	Freq	Level	Limit	Margin	Raw	Dist	Condition	Azimuth	Height	Comment	AF	CL	PA
	(Hz)	(dBuV/m)	(dBuV/m)	(dB)	(dBuV)	(m)		(°)	(m)		(dB)	(dB)	(dB)
PK	13.70695G	48.79	88.20	-39.41	61.25	3	Vertical	8	2.64	25	40.11	11.77	64.34
RMS	13.70175G	36.20	68.20	-32.00	48.67	3	Vertical	8	2.64	25	40.10	11.77	64.34

6.525-6.875GHz_802.11be EHT40_Nss1,(MCS0)_4TX

6845MHz_TX

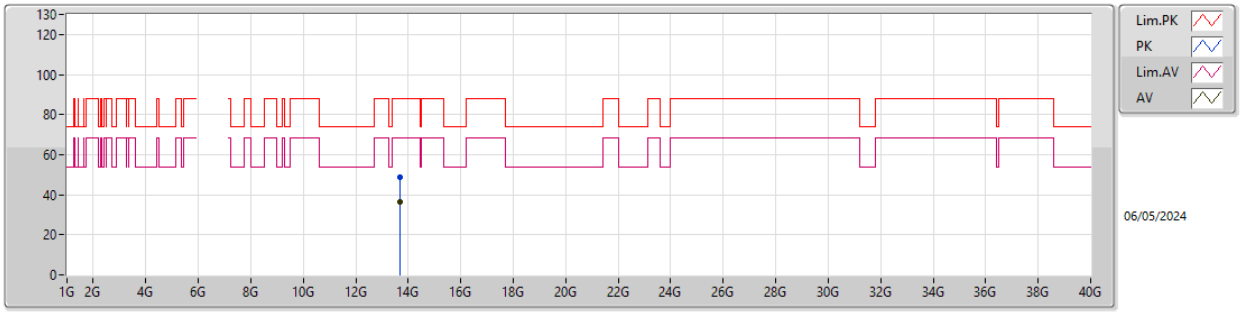

EUT Y_4TX
SET 25

Type	Freq	Level	Limit	Margin	Raw	Dist	Condition	Azimuth	Height	Comment	AF	CL	PA
	(Hz)	(dBuV/m)	(dBuV/m)	(dB)	(dBuV)	(m)		(°)	(m)		(dB)	(dB)	(dB)
PK	13.70225G	48.91	88.20	-39.29	61.38	3	Horizontal	355	2.28	25	40.10	11.77	64.34
RMS	13.70125G	36.21	68.20	-31.99	48.68	3	Horizontal	355	2.28	25	40.10	11.77	64.34

6.525-6.875GHz_802.11be EHT40_Nss1,(MCS0)_4TX

6845MHz_TX

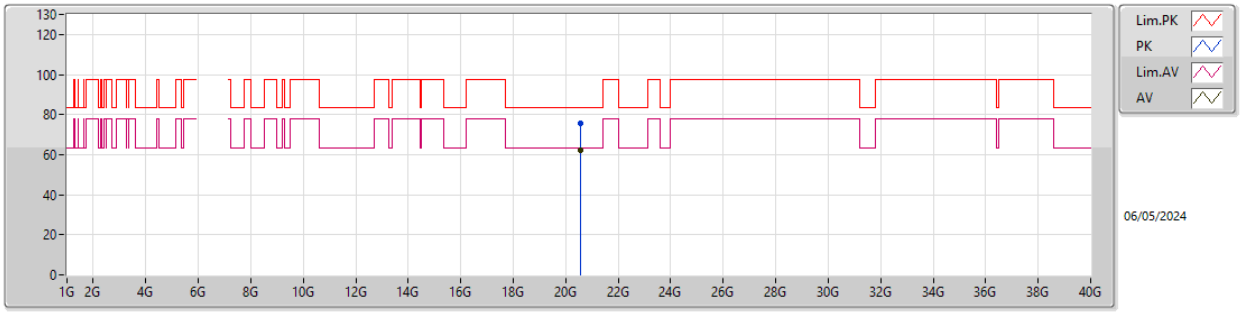

EUT Y_4TX
SET 25

Type	Freq	Level	Limit	Margin	Raw	Dist	Condition	Azimuth	Height	Comment	AF	CL	PA
	(Hz)	(dBuV/m)	(dBuV/m)	(dB)	(dBuV)	(m)		(°)	(m)		(dB)	(dB)	(dB)
PK	20.54365G	75.41	83.54	-8.13	71.04	1	Vertical	259	1.23	25	37.86	15.63	49.12
AV	20.55775G	61.92	63.54	-1.62	57.46	1	Vertical	259	1.23	25	37.92	15.65	49.11

6.525-6.875GHz_802.11be EHT40_Nss1,(MCS0)_4TX

6845MHz_TX

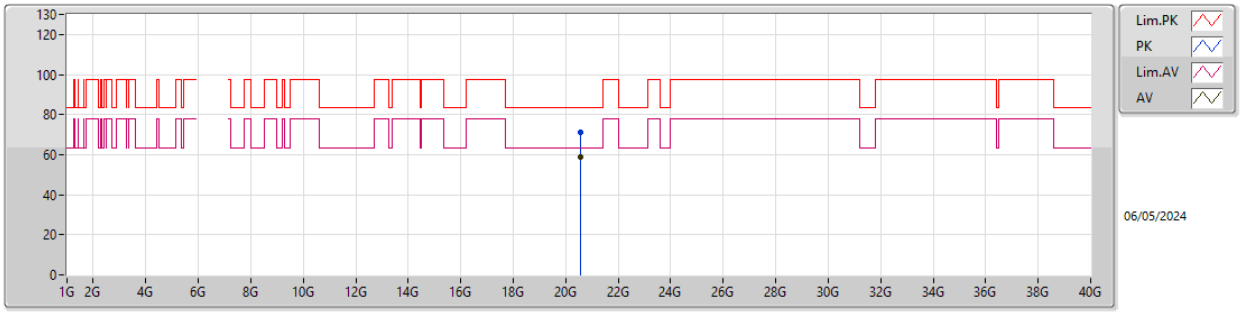

EUT Y_4TX
SET 25

Type	Freq	Level	Limit	Margin	Raw	Dist	Condition	Azimuth	Height	Comment	AF	CL	PA
	(Hz)	(dBuV/m)	(dBuV/m)	(dB)	(dBuV)	(m)		(°)	(m)		(dB)	(dB)	(dB)
PK	20.55095G	71.22	83.54	-12.32	66.79	1	Horizontal	358	2.76	25	37.90	15.64	49.11
AV	20.558G	58.88	63.54	-4.66	54.42	1	Horizontal	358	2.76	25	37.92	15.65	49.11

5.925-6.425GHz_802.11be EHT80_Nss1,(MCS0)_4TX

5985MHz_TX

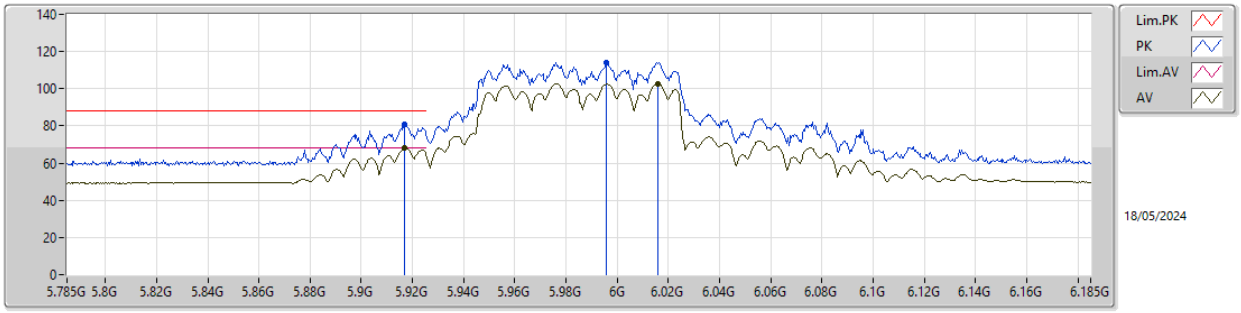

EUT Y_4TX
SET 21
25\17\21
-16.37\16.41\0.15

Type	Freq	Level	Limit	Margin	Raw	Dist	Condition	Azimuth	Height	Comment	AF	CL	PA
	(Hz)	(dBuV/m)	(dBuV/m)	(dB)	(dBuV)	(m)		(°)	(m)		(dB)	(dB)	(dB)
PK	5.917G	81.14	88.20	-7.06	74.07	3	Vertical	333	1.80	21	32.40	7.64	32.97
RMS	5.917G	68.05	68.20	-0.15	60.98	3	Vertical	333	1.80	21	32.40	7.64	32.97
PK	5.9958G	114.01	Inf	-Inf	106.84	3	Vertical	333	1.80	21	32.49	7.68	33.00
RMS	6.0158G	102.72	Inf	-Inf	95.51	3	Vertical	333	1.80	21	32.53	7.68	33.00

5.925-6.425GHz_802.11be EHT80_Nss1,(MCS0)_4TX

5985MHz_TX

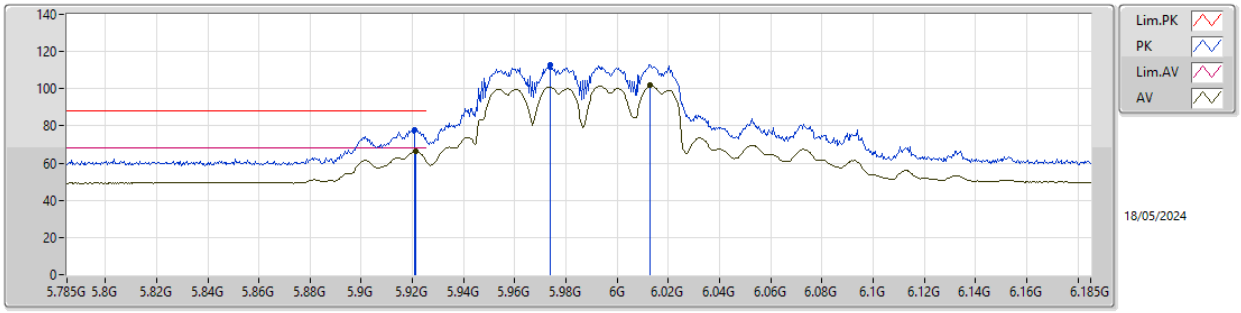

EUT Y_4TX
SET 20.5
21\20.5
-0.50\1.92

Type	Freq	Level	Limit	Margin	Raw	Dist	Condition	Azimuth	Height	Comment	AF	CL	PA
	(Hz)	(dBuV/m)	(dBuV/m)	(dB)	(dBuV)	(m)		(°)	(m)		(dB)	(dB)	(dB)
PK	5.9206G	77.76	88.20	-10.44	70.69	3	Horizontal	292	1.80	20.5	32.40	7.64	32.97
RMS	5.9214G	66.28	68.20	-1.92	59.21	3	Horizontal	292	1.80	20.5	32.40	7.64	32.97
PK	5.9738G	112.88	Inf	-Inf	105.75	3	Horizontal	292	1.80	20.5	32.45	7.67	32.99
RMS	6.013G	101.70	Inf	-Inf	94.49	3	Horizontal	292	1.80	20.5	32.53	7.68	33.00

5.925-6.425GHz_802.11be EHT80_Nss1,(MCS0)_4TX

5985MHz_TX

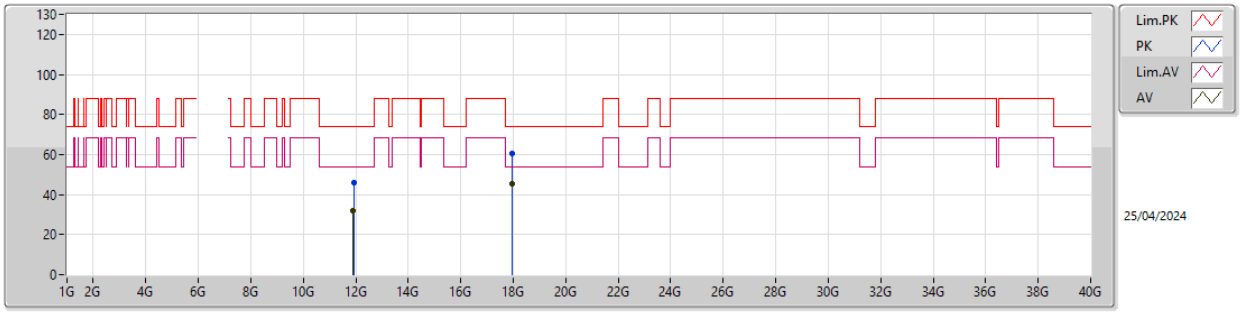

EUT Y_4TX
SET 25

Type	Freq	Level	Limit	Margin	Raw	Dist	Condition	Azimuth	Height	Comment	AF	CL	PA
	(Hz)	(dBuV/m)	(dBuV/m)	(dB)	(dBuV)	(m)		(°)	(m)		(dB)	(dB)	(dB)
PK	11.94858G	46.04	74.00	-27.96	61.72	3	Vertical	321	1.80	25	39.00	11.09	65.77
AV	11.90958G	31.99	54.00	-22.01	47.80	3	Vertical	321	1.80	25	38.92	11.07	65.80
PK	17.96987G	60.30	74.00	-13.70	60.56	3	Vertical	9	1.80	25	48.64	13.44	62.34
AV	17.94845G	45.30	54.00	-8.70	46.28	3	Vertical	9	1.80	25	47.97	13.43	62.38

5.925-6.425GHz_802.11be EHT80_Nss1,(MCS0)_4TX

5985MHz_TX

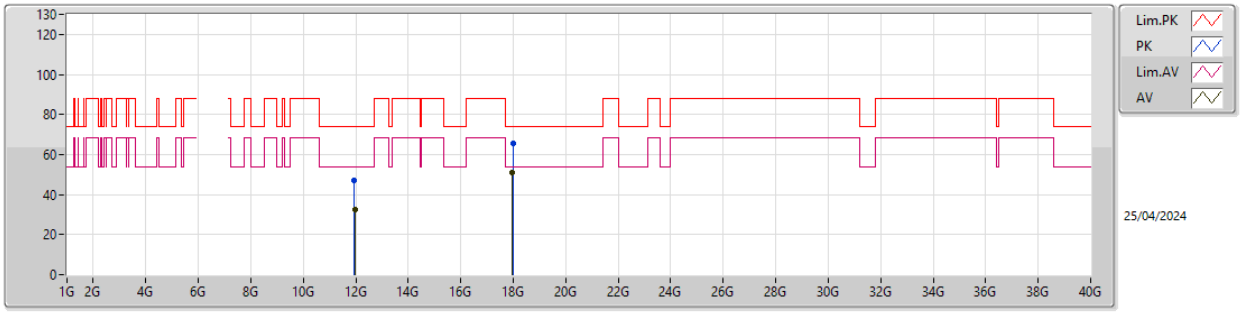

EUT Y_4TX
SET 25

Type	Freq	Level	Limit	Margin	Raw	Dist	Condition	Azimuth	Height	Comment	AF	CL	PA
	(Hz)	(dBuV/m)	(dBuV/m)	(dB)	(dBuV)	(m)		(°)	(m)		(dB)	(dB)	(dB)
PK	11.94682G	47.01	74.00	-26.99	62.71	3	Horizontal	314	1.80	25	38.99	11.09	65.78
AV	11.96984G	32.42	54.00	-21.58	48.04	3	Horizontal	314	1.80	25	39.04	11.10	65.76
PK	17.98953G	65.62	74.00	-8.38	65.21	3	Horizontal	11	1.80	25	49.26	13.45	62.30
AV	17.97034G	50.73	54.00	-3.27	50.98	3	Horizontal	11	1.80	25	48.65	13.44	62.34

5.925-6.425GHz_802.11be EHT80_Nss1,(MCS0)_4TX

5985MHz_TX

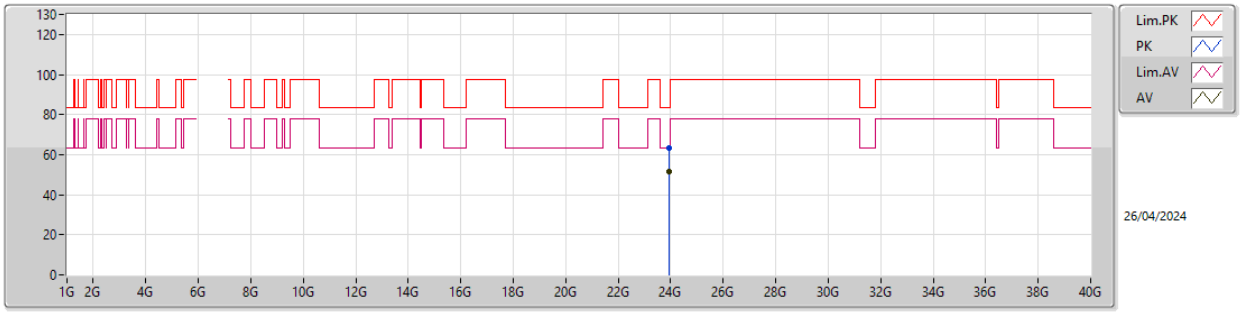

EUT Y_4TX
SET 25

Type	Freq	Level	Limit	Margin	Raw	Dist	Condition	Azimuth	Height	Comment	AF	CL	PA
	(Hz)	(dBuV/m)	(dBuV/m)	(dB)	(dBuV)	(m)		(°)	(m)		(dB)	(dB)	(dB)
PK	23.94016G	63.40	83.54	-20.14	54.26	1	Vertical	360	1.89	25	38.88	17.38	47.12
AV	23.93233G	51.51	63.54	-12.03	42.39	1	Vertical	360	1.89	25	38.86	17.38	47.12

5.925-6.425GHz_802.11be EHT80_Nss1,(MCS0)_4TX

5985MHz_TX

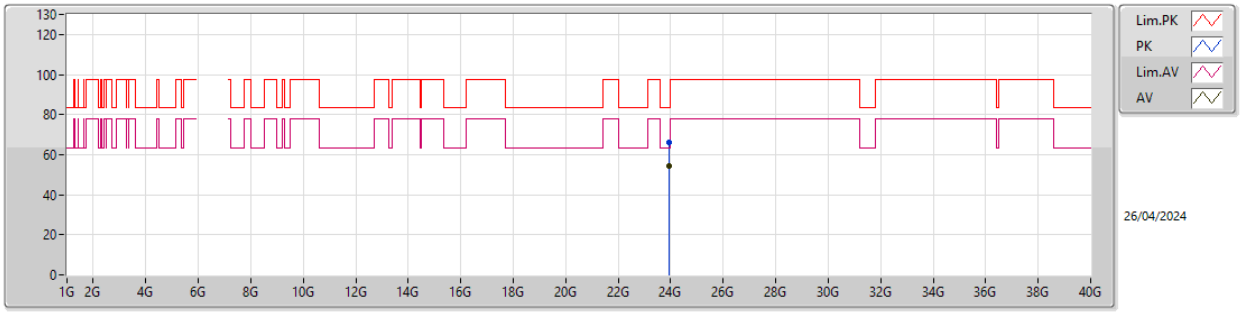

EUT Y_4TX
SET 25

Type	Freq	Level	Limit	Margin	Raw	Dist	Condition	Azimuth	Height	Comment	AF	CL	PA
	(Hz)	(dBuV/m)	(dBuV/m)	(dB)	(dBuV)	(m)		(°)	(m)		(dB)	(dB)	(dB)
PK	23.9376G	66.25	83.54	-17.29	57.11	1	Horizontal	346	1.77	25	38.88	17.38	47.12
AV	23.93744G	54.61	63.54	-8.93	45.48	1	Horizontal	346	1.77	25	38.87	17.38	47.12

5.925-6.425GHz_802.11be EHT80_Nss1,(MCS0)_4TX

6225MHz_TX

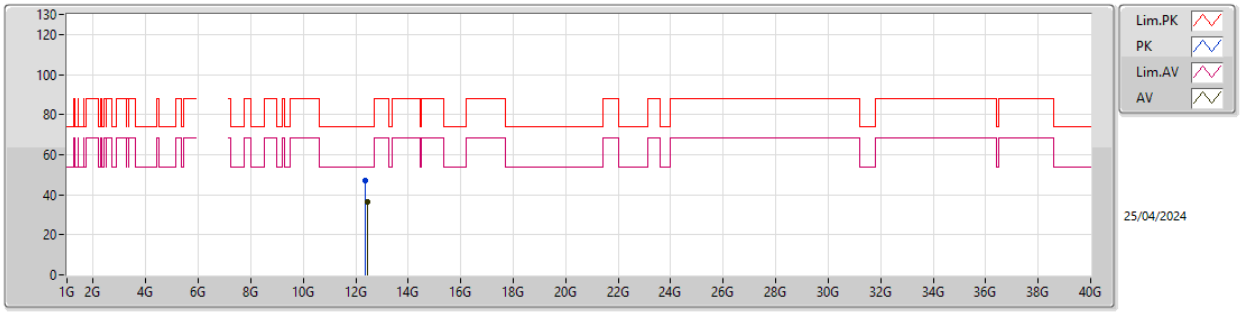

EUT Y_4TX
SET 25

Type	Freq	Level	Limit	Margin	Raw	Dist	Condition	Azimuth	Height	Comment	AF	CL	PA
	(Hz)	(dBuV/m)	(dBuV/m)	(dB)	(dBuV)	(m)		(°)	(m)		(dB)	(dB)	(dB)
PK	12.37072G	47.23	74.00	-26.77	62.52	3	Vertical	352	1.80	25	38.86	11.26	65.41
AV	12.45G	36.39	54.00	-17.61	51.94	3	Vertical	352	1.80	25	38.50	11.29	65.34

5.925-6.425GHz_802.11be EHT80_Nss1,(MCS0)_4TX

6225MHz_TX

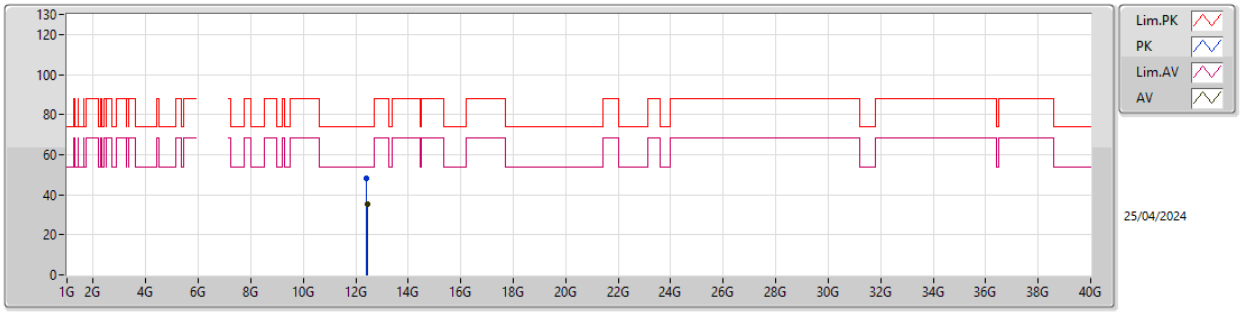

EUT Y_4TX
SET 25

Type	Freq	Level	Limit	Margin	Raw	Dist	Condition	Azimuth	Height	Comment	AF	CL	PA
	(Hz)	(dBuV/m)	(dBuV/m)	(dB)	(dBuV)	(m)		(°)	(m)		(dB)	(dB)	(dB)
PK	12.40413G	47.93	74.00	-26.07	63.26	3	Horizontal	63	1.80	25	38.78	11.27	65.38
AV	12.44984G	35.46	54.00	-18.54	51.01	3	Horizontal	63	1.80	25	38.50	11.29	65.34

5.925-6.425GHz_802.11be EHT80_Nss1,(MCS0)_4TX

6225MHz_TX

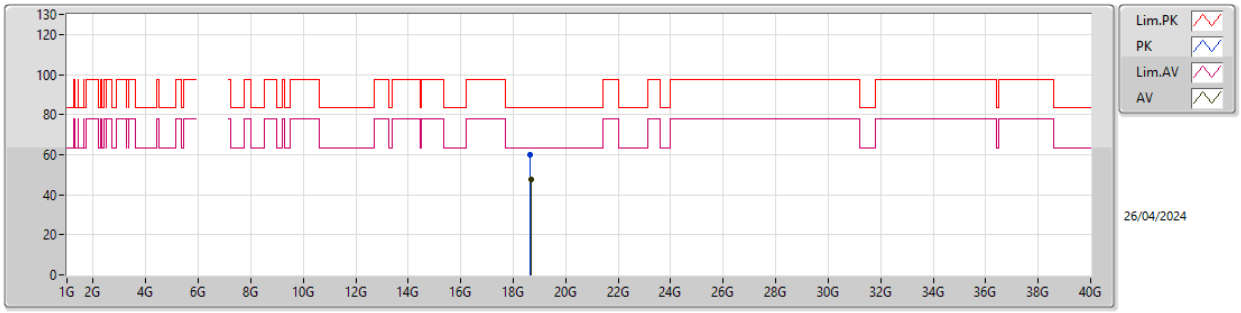

EUT Y_4TX
SET 25

Type	Freq	Level	Limit	Margin	Raw	Dist	Condition	Azimuth	Height	Comment	AF	CL	PA
	(Hz)	(dBuV/m)	(dBuV/m)	(dB)	(dBuV)	(m)		(°)	(m)		(dB)	(dB)	(dB)
PK	18.63568G	59.80	83.54	-23.74	56.35	1	Vertical	1	1.80	25	37.77	15.27	49.59
AV	18.67164G	47.84	63.54	-15.70	44.42	1	Vertical	1	1.80	25	37.71	15.27	49.56

5.925-6.425GHz_802.11be EHT80_Nss1,(MCS0)_4TX

6225MHz_TX

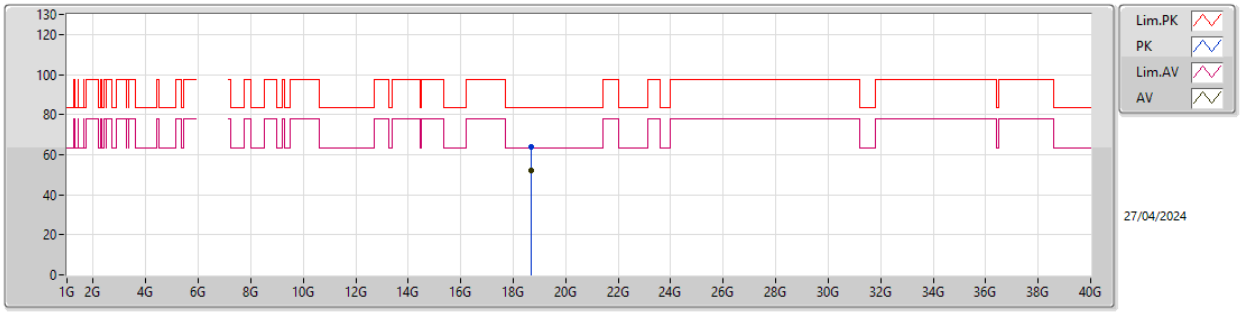

EUT Y_4TX
SET 25

Type	Freq	Level	Limit	Margin	Raw	Dist	Condition	Azimuth	Height	Comment	AF	CL	PA
	(Hz)	(dBuV/m)	(dBuV/m)	(dB)	(dBuV)	(m)		(°)	(m)		(dB)	(dB)	(dB)
PK	18.67596G	64.06	83.54	-19.48	60.65	1	Horizontal	41	1.72	25	37.70	15.27	49.56
AV	18.675G	51.92	63.54	-11.62	48.51	1	Horizontal	41	1.72	25	37.70	15.27	49.56

5.925-6.425GHz_802.11be EHT80_Nss1,(MCS0)_4TX

6385MHz_TX

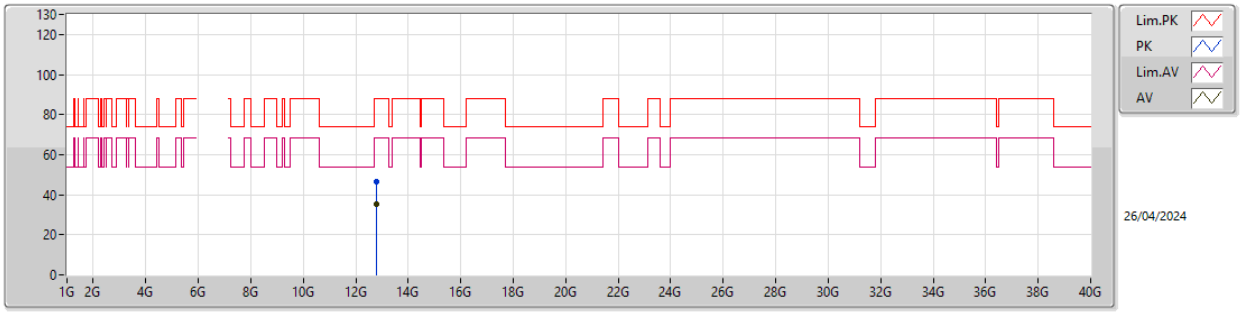

EUT Y_4TX
SET 25

Type	Freq	Level	Limit	Margin	Raw	Dist	Condition	Azimuth	Height	Comment	AF	CL	PA
	(Hz)	(dBuV/m)	(dBuV/m)	(dB)	(dBuV)	(m)		(°)	(m)		(dB)	(dB)	(dB)
PK	12.792G	46.59	88.20	-41.61	61.27	3	Vertical	360	1.80	25	39.15	11.42	65.25
RMS	12.77G	35.12	68.20	-33.08	49.95	3	Vertical	360	1.80	25	39.02	11.41	65.26

5.925-6.425GHz_802.11be EHT80_Nss1,(MCS0)_4TX

6385MHz_TX

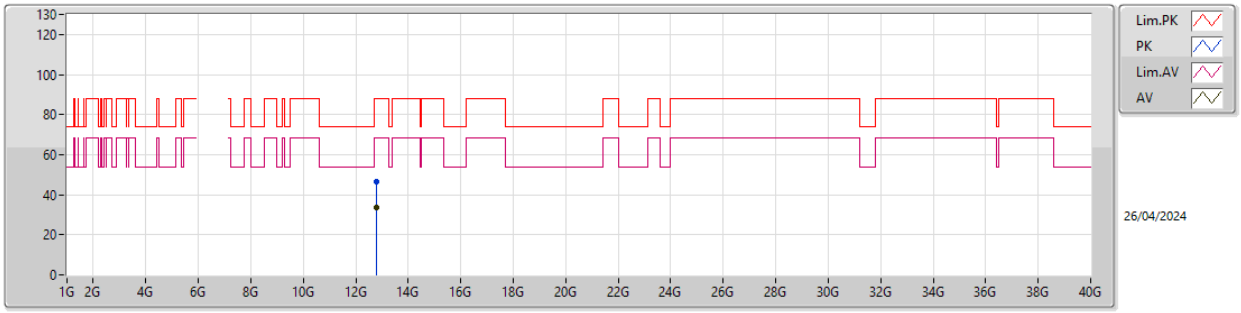

EUT Y_4TX
SET 25

Type	Freq	Level	Limit	Margin	Raw	Dist	Condition	Azimuth	Height	Comment	AF	CL	PA
	(Hz)	(dBuV/m)	(dBuV/m)	(dB)	(dBuV)	(m)		(°)	(m)		(dB)	(dB)	(dB)
PK	12.77543G	46.60	88.20	-41.60	61.40	3	Horizontal	104	1.80	25	39.05	11.41	65.26
RMS	12.79008G	33.90	68.20	-34.30	48.60	3	Horizontal	104	1.80	25	39.14	11.42	65.26

5.925-6.425GHz_802.11be EHT80_Nss1,(MCS0)_4TX

6385MHz_TX

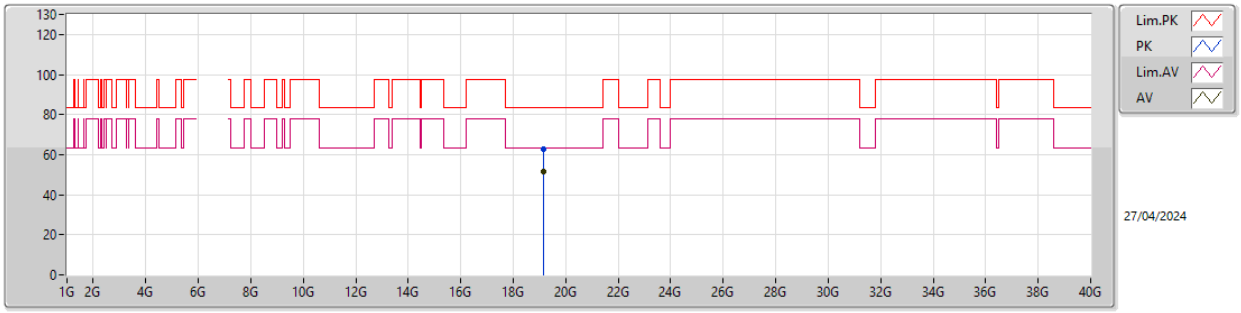

EUT Y_4TX
SET 25

Type	Freq	Level	Limit	Margin	Raw	Dist	Condition	Azimuth	Height	Comment	AF	CL	PA
	(Hz)	(dBuV/m)	(dBuV/m)	(dB)	(dBuV)	(m)		(°)	(m)		(dB)	(dB)	(dB)
PK	19.16347G	62.79	83.54	-20.75	59.22	1	Vertical	10	1.80	25	37.78	15.24	49.45
AV	19.16155G	51.56	63.54	-11.98	48.00	1	Vertical	10	1.80	25	37.77	15.24	49.45

5.925-6.425GHz_802.11be EHT80_Nss1,(MCS0)_4TX

6385MHz_TX

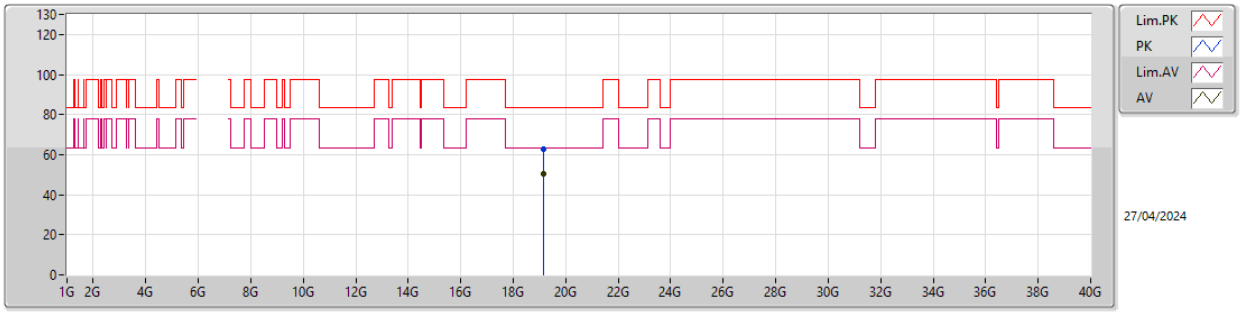

EUT Y_4TX
SET 25

Type	Freq	Level	Limit	Margin	Raw	Dist	Condition	Azimuth	Height	Comment	AF	CL	PA
	(Hz)	(dBuV/m)	(dBuV/m)	(dB)	(dBuV)	(m)		(°)	(m)		(dB)	(dB)	(dB)
PK	19.14733G	62.63	83.54	-20.91	59.12	1	Horizontal	1	1.80	25	37.71	15.24	49.44
AV	19.14717G	50.40	63.54	-13.14	46.89	1	Horizontal	1	1.80	25	37.71	15.24	49.44

6.525-6.875GHz_802.11be EHT80_Nss1,(MCS0)_4TX

6625MHz_TX

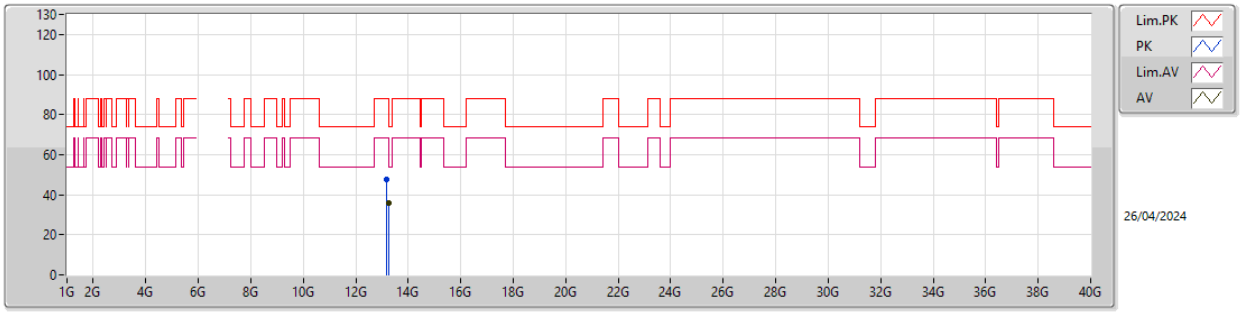

EUT Y_4TX
SET 25

Type	Freq	Level	Limit	Margin	Raw	Dist	Condition	Azimuth	Height	Comment	AF	CL	PA
	(Hz)	(dBuV/m)	(dBuV/m)	(dB)	(dBuV)	(m)		(°)	(m)		(dB)	(dB)	(dB)
PK	13.17583G	47.36	88.20	-40.84	61.38	3	Vertical	358	1.80	25	39.30	11.57	64.89
RMS	13.24984G	36.03	68.20	-32.17	49.99	3	Vertical	358	1.80	25	39.20	11.59	64.75

6.525-6.875GHz_802.11be EHT80_Nss1,(MCS0)_4TX

6625MHz_TX

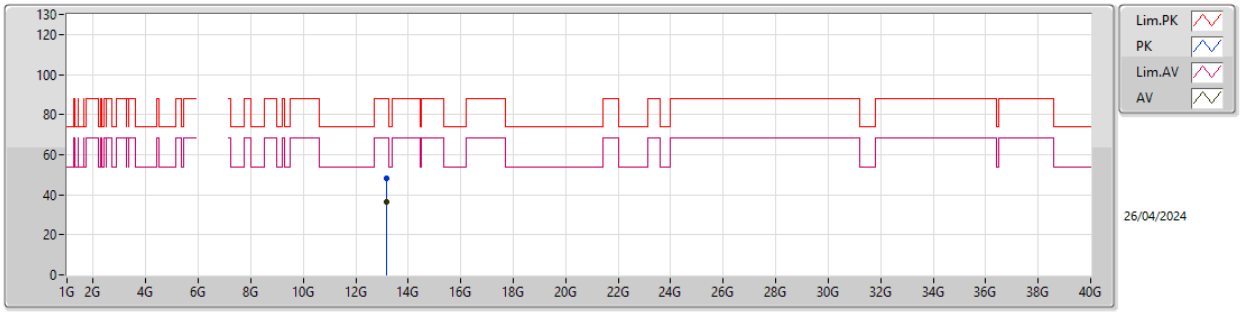

EUT Y_4TX
SET 25

Type	Freq	Level	Limit	Margin	Raw	Dist	Condition	Azimuth	Height	Comment	AF	CL	PA
	(Hz)	(dBuV/m)	(dBuV/m)	(dB)	(dBuV)	(m)		(°)	(m)		(dB)	(dB)	(dB)
PK	13.18277G	48.10	88.20	-40.10	62.14	3	Horizontal	149	1.80	25	39.27	11.57	64.88
RMS	13.17717G	36.48	68.20	-31.72	50.51	3	Horizontal	149	1.80	25	39.29	11.57	64.89

6.525-6.875GHz_802.11be EHT80_Nss1,(MCS0)_4TX

6625MHz_TX

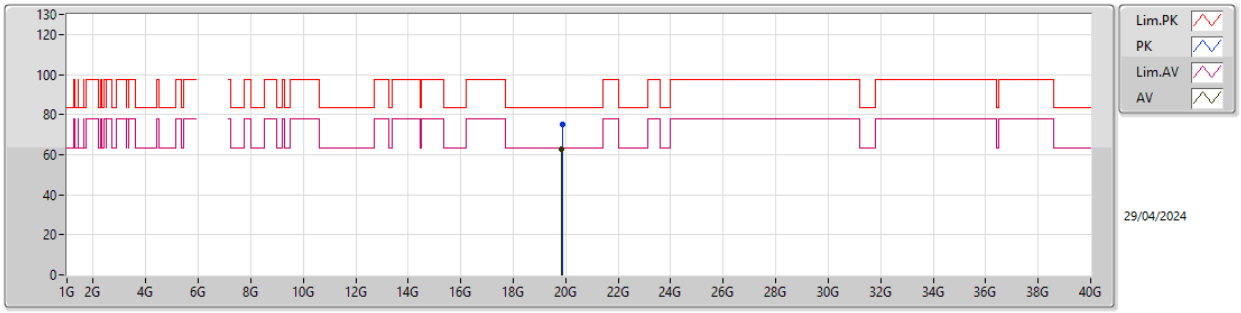

EUT Y_4TX
SET 22

Type	Freq	Level	Limit	Margin	Raw	Dist	Condition	Azimuth	Height	Comment	AF	CL	PA
	(Hz)	(dBuV/m)	(dBuV/m)	(dB)	(dBuV)	(m)		(°)	(m)		(dB)	(dB)	(dB)
PK	19.86317G	75.15	83.54	-8.39	71.64	1	Vertical	17	1.87	22	37.68	15.21	49.38
AV	19.84719G	62.61	63.54	-0.93	59.17	1	Vertical	17	1.87	22	37.63	15.21	49.40

6.525-6.875GHz_802.11be EHT80_Nss1,(MCS0)_4TX

6625MHz_TX

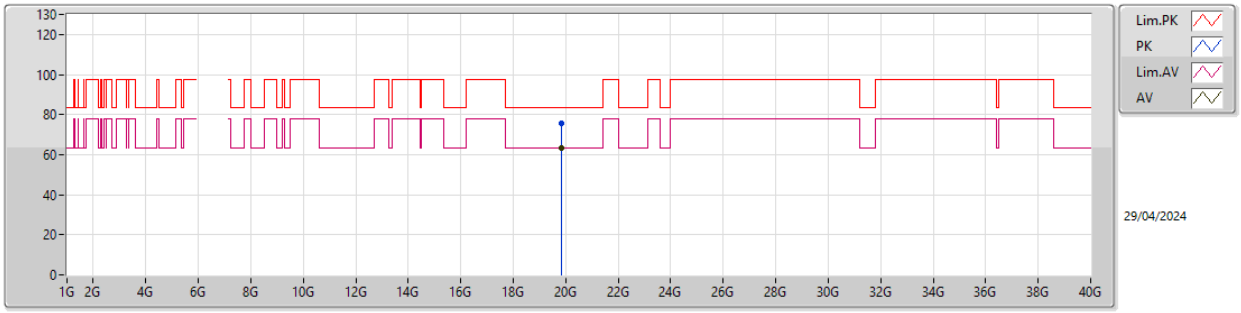

EUT Y_4TX
SET 23

Type	Freq	Level	Limit	Margin	Raw	Dist	Condition	Azimuth	Height	Comment	AF	CL	PA
	(Hz)	(dBuV/m)	(dBuV/m)	(dB)	(dBuV)	(m)		(°)	(m)		(dB)	(dB)	(dB)
PK	19.84607G	75.79	83.54	-7.75	72.34	1	Horizontal	348	1.80	23	37.64	15.21	49.40
AV	19.84623G	63.24	63.54	-0.30	59.79	1	Horizontal	348	1.80	23	37.64	15.21	49.40

6.525-6.875GHz_802.11be EHT80_Nss1,(MCS0)_4TX

6705MHz_TX

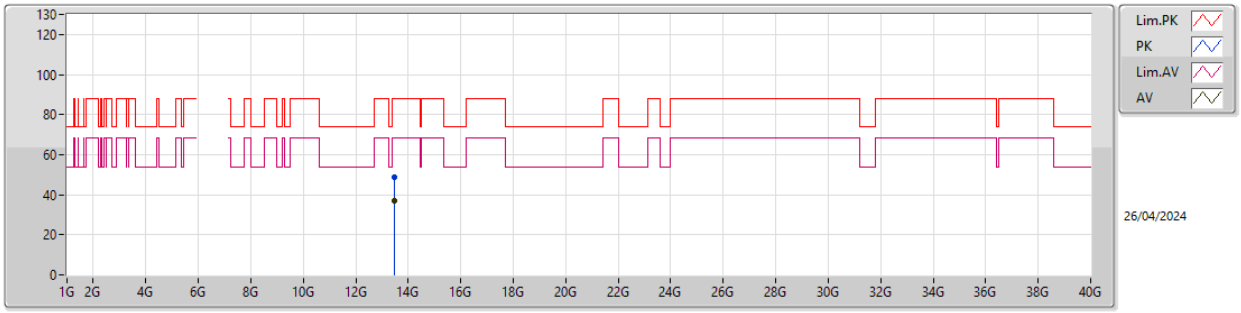

EUT Y_4TX
SET 25

Type	Freq	Level	Limit	Margin	Raw	Dist	Condition	Azimuth	Height	Comment	AF	CL	PA
	(Hz)	(dBuV/m)	(dBuV/m)	(dB)	(dBuV)	(m)		(°)	(m)		(dB)	(dB)	(dB)
PK	13.45795G	48.98	88.20	-39.22	61.63	3	Vertical	337	1.80	25	40.02	11.67	64.34
RMS	13.47937G	37.07	68.20	-31.13	49.63	3	Vertical	337	1.80	25	40.06	11.68	64.30

6.525-6.875GHz_802.11be EHT80_Nss1,(MCS0)_4TX

6705MHz_TX

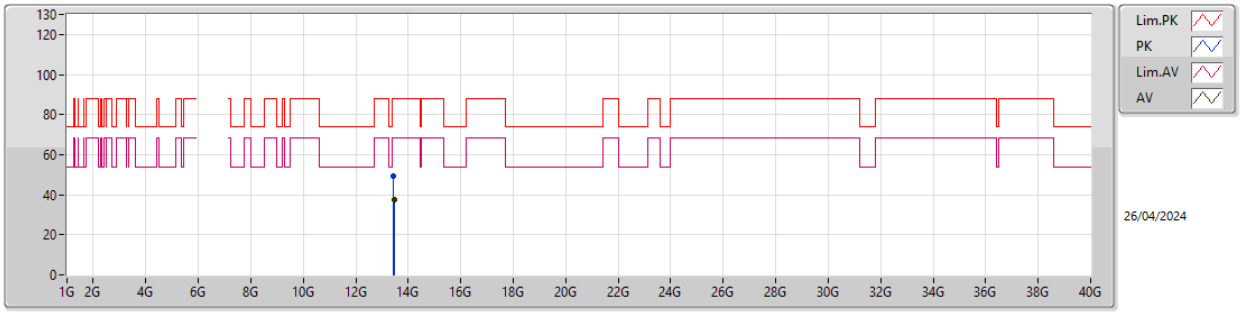

EUT Y_4TX
SET 25

Type	Freq	Level	Limit	Margin	Raw	Dist	Condition	Azimuth	Height	Comment	AF	CL	PA
	(Hz)	(dBuV/m)	(dBuV/m)	(dB)	(dBuV)	(m)		(°)	(m)		(dB)	(dB)	(dB)
PK	13.41767G	49.11	88.20	-39.09	62.00	3	Horizontal	1	1.80	25	39.87	11.66	64.42
RMS	13.47697G	37.43	68.20	-30.77	50.00	3	Horizontal	1	1.80	25	40.05	11.68	64.30

6.525-6.875GHz_802.11be EHT80_Nss1,(MCS0)_4TX

6705MHz_TX

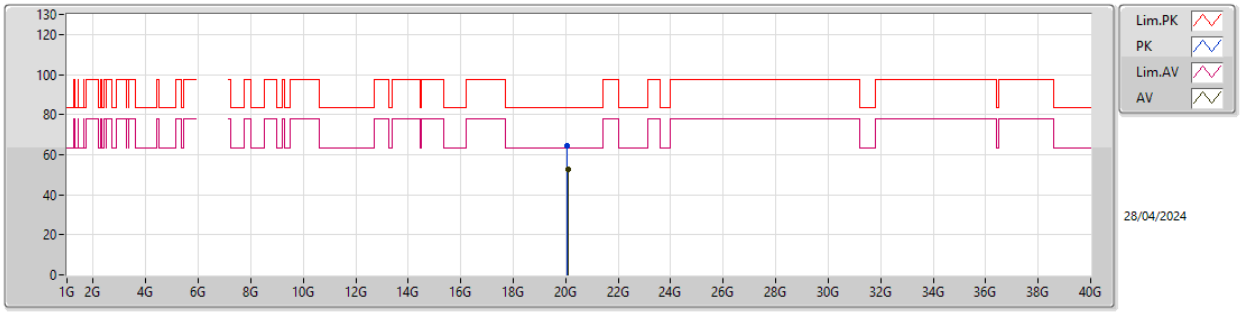

EUT Y_4TX
SET 25

Type	Freq	Level	Limit	Margin	Raw	Dist	Condition	Azimuth	Height	Comment	AF	CL	PA
	(Hz)	(dBuV/m)	(dBuV/m)	(dB)	(dBuV)	(m)		(°)	(m)		(dB)	(dB)	(dB)
PK	20.06689G	64.61	83.54	-18.93	60.84	1	Vertical	27	1.80	25	37.77	15.25	49.25
AV	20.08655G	52.68	63.54	-10.86	48.81	1	Vertical	27	1.80	25	37.85	15.27	49.25

6.525-6.875GHz_802.11be EHT80_Nss1,(MCS0)_4TX

6705MHz_TX

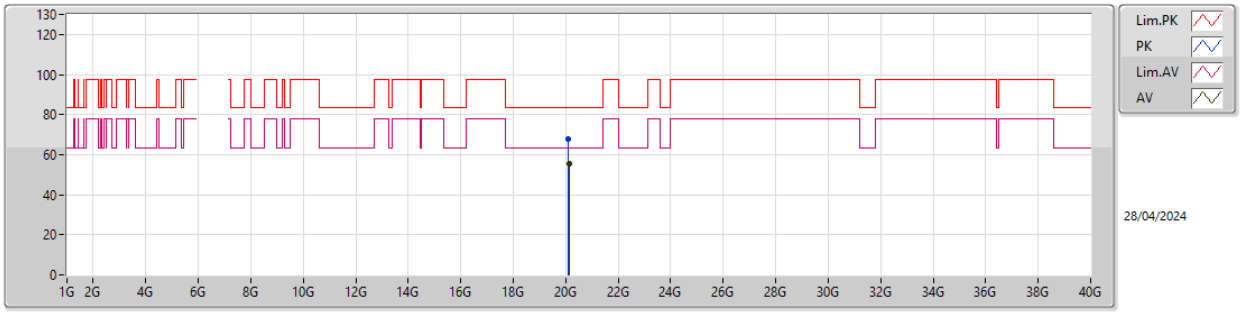

EUT Y_4TX
SET 25

Type	Freq	Level	Limit	Margin	Raw	Dist	Condition	Azimuth	Height	Comment	AF	CL	PA
	(Hz)	(dBuV/m)	(dBuV/m)	(dB)	(dBuV)	(m)		(°)	(m)		(dB)	(dB)	(dB)
PK	20.0987G	67.55	83.54	-15.99	63.62	1	Horizontal	42	1.80	25	37.89	15.28	49.24
AV	20.11948G	55.59	63.54	-7.95	51.75	1	Horizontal	42	1.80	25	37.78	15.30	49.24

6.525-6.875GHz_802.11be EHT80_Nss1,(MCS0)_4TX

6785MHz_TX

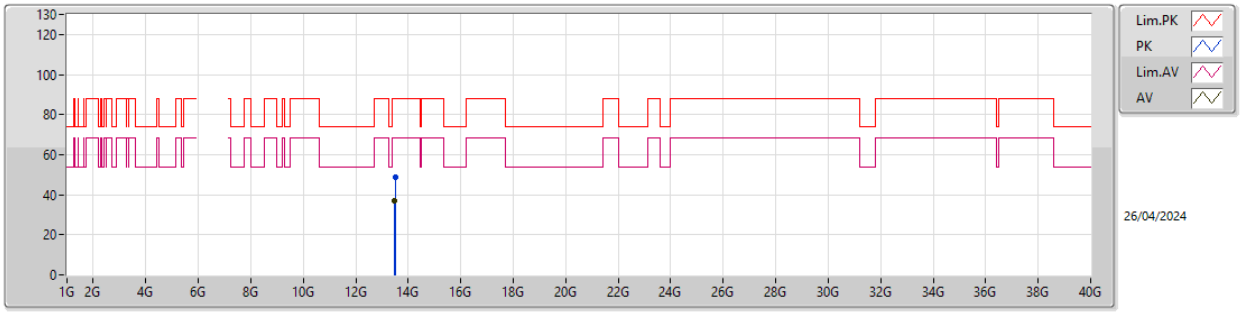

EUT Y_4TX
SET 25

Type	Freq	Level	Limit	Margin	Raw	Dist	Condition	Azimuth	Height	Comment	AF	CL	PA
	(Hz)	(dBuV/m)	(dBuV/m)	(dB)	(dBuV)	(m)		(°)	(m)		(dB)	(dB)	(dB)
PK	13.50974G	48.98	88.20	-39.22	61.41	3	Vertical	228	1.80	25	40.14	11.69	64.26
RMS	13.49328G	37.09	68.20	-31.11	49.58	3	Vertical	228	1.80	25	40.09	11.69	64.27

6.525-6.875GHz_802.11be EHT80_Nss1,(MCS0)_4TX

6785MHz_TX

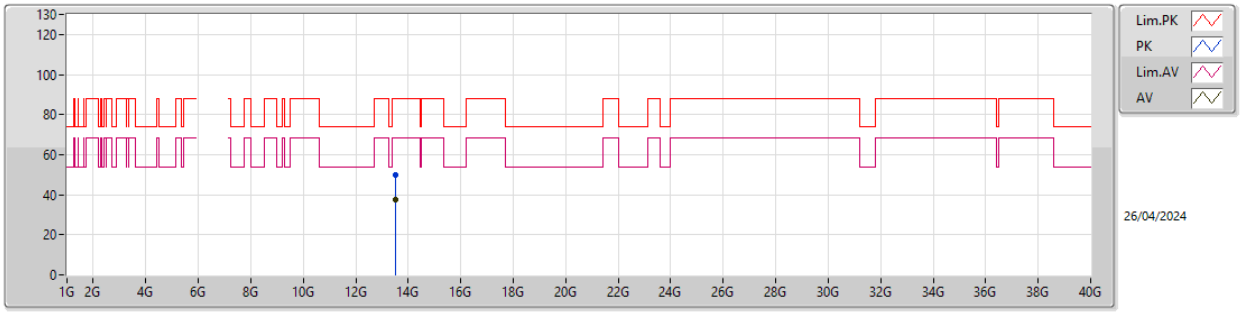

EUT Y_4TX
SET 25

Type	Freq	Level	Limit	Margin	Raw	Dist	Condition	Azimuth	Height	Comment	AF	CL	PA
	(Hz)	(dBuV/m)	(dBuV/m)	(dB)	(dBuV)	(m)		(°)	(m)		(dB)	(dB)	(dB)
PK	13.5318G	49.77	88.20	-38.43	62.11	3	Horizontal	10	1.80	25	40.23	11.70	64.27
RMS	13.50558G	37.32	68.20	-30.88	49.77	3	Horizontal	10	1.80	25	40.12	11.69	64.26

6.525-6.875GHz_802.11be EHT80_Nss1,(MCS0)_4TX

6785MHz_TX

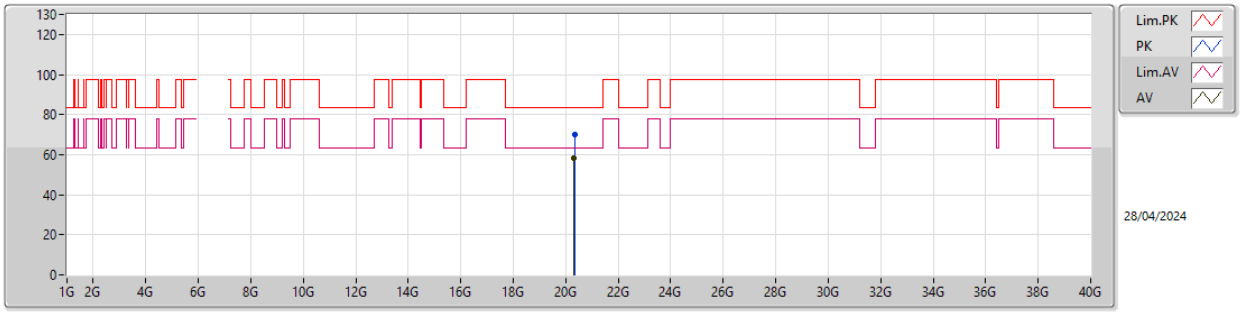

EUT Y_4TX
SET 25

Type	Freq	Level	Limit	Margin	Raw	Dist	Condition	Azimuth	Height	Comment	AF	CL	PA
	(Hz)	(dBuV/m)	(dBuV/m)	(dB)	(dBuV)	(m)		(°)	(m)		(dB)	(dB)	(dB)
PK	20.33758G	70.24	83.54	-13.30	65.83	1	Vertical	1	1.88	25	38.12	15.47	49.18
AV	20.31696G	58.09	63.54	-5.45	53.66	1	Vertical	1	1.88	25	38.17	15.45	49.19

6.525-6.875GHz_802.11be EHT80_Nss1,(MCS0)_4TX

6785MHz_TX

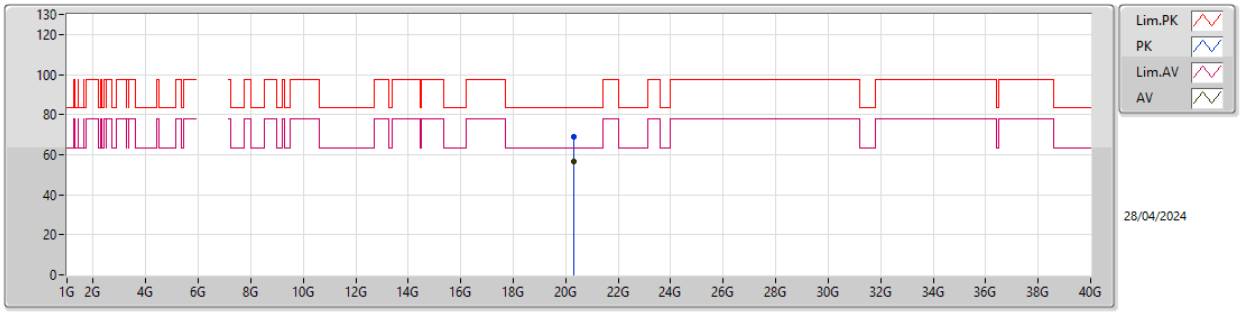

EUT Y_4TX
SET 25

Type	Freq	Level	Limit	Margin	Raw	Dist	Condition	Azimuth	Height	Comment	AF	CL	PA
	(Hz)	(dBuV/m)	(dBuV/m)	(dB)	(dBuV)	(m)		(°)	(m)		(dB)	(dB)	(dB)
PK	20.30305G	69.12	83.54	-14.42	64.68	1	Horizontal	350	1.80	25	38.19	15.44	49.19
AV	20.31888G	56.49	63.54	-7.05	52.06	1	Horizontal	350	1.80	25	38.16	15.46	49.19

5.925-6.425GHz_802.11be EHT160_Nss1,(MCS0)_4TX

6025MHz_TX

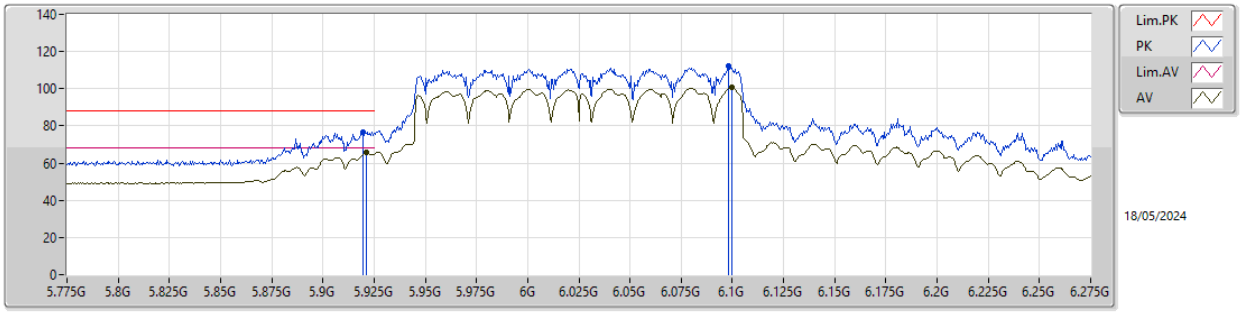

EUT Y_4TX
SET 20.5
25\17\21\19\20\20.5
-15.22\16.43\-0.13\11.26\5.44\2.67

Type	Freq	Level	Limit	Margin	Raw	Dist	Condition	Azimuth	Height	Comment	AF	CL	PA
	(Hz)	(dBuV/m)	(dBuV/m)	(dB)	(dBuV)	(m)		(°)	(m)		(dB)	(dB)	(dB)
PK	5.9195G	76.91	88.20	-11.29	69.84	3	Vertical	55	1.80	20.5	32.40	7.64	32.97
RMS	5.921G	65.53	68.20	-2.67	58.46	3	Vertical	55	1.80	20.5	32.40	7.64	32.97
PK	6.098G	112.05	Inf	-Inf	104.86	3	Vertical	55	1.80	20.5	32.50	7.70	33.01
RMS	6.0995G	100.49	Inf	-Inf	93.30	3	Vertical	55	1.80	20.5	32.50	7.70	33.01

5.925-6.425GHz_802.11be EHT160_Nss1,(MCS0)_4TX

6025MHz_TX

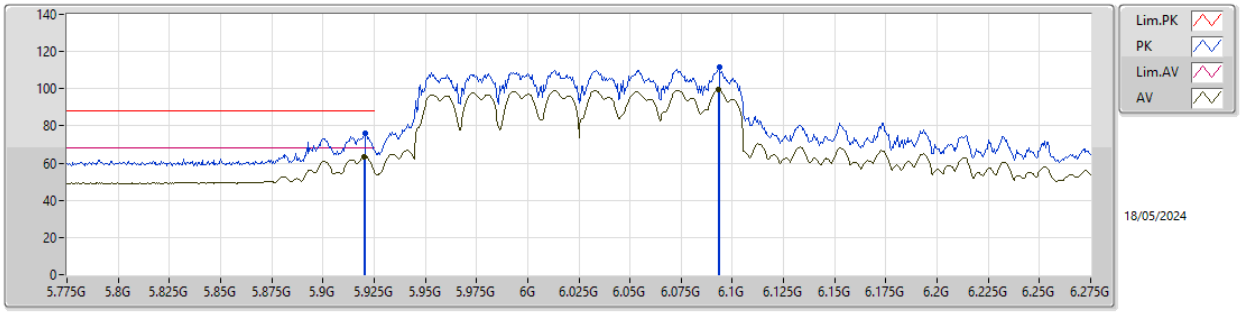

EUT Y_4TX
SET 20.5

Type	Freq	Level	Limit	Margin	Raw	Dist	Condition	Azimuth	Height	Comment	AF	CL	PA
	(Hz)	(dBuV/m)	(dBuV/m)	(dB)	(dBuV)	(m)		(°)	(m)		(dB)	(dB)	(dB)
PK	5.9205G	75.97	88.20	-12.23	68.90	3	Horizontal	292	1.80	20.5	32.40	7.64	32.97
RMS	5.92G	63.50	68.20	-4.70	56.43	3	Horizontal	292	1.80	20.5	32.40	7.64	32.97
PK	6.0935G	111.47	Inf	-Inf	104.27	3	Horizontal	292	1.80	20.5	32.51	7.70	33.01
RMS	6.093G	99.32	Inf	-Inf	92.12	3	Horizontal	292	1.80	20.5	32.51	7.70	33.01

5.925-6.425GHz_802.11be EHT160_Nss1,(MCS0)_4TX

6025MHz_TX

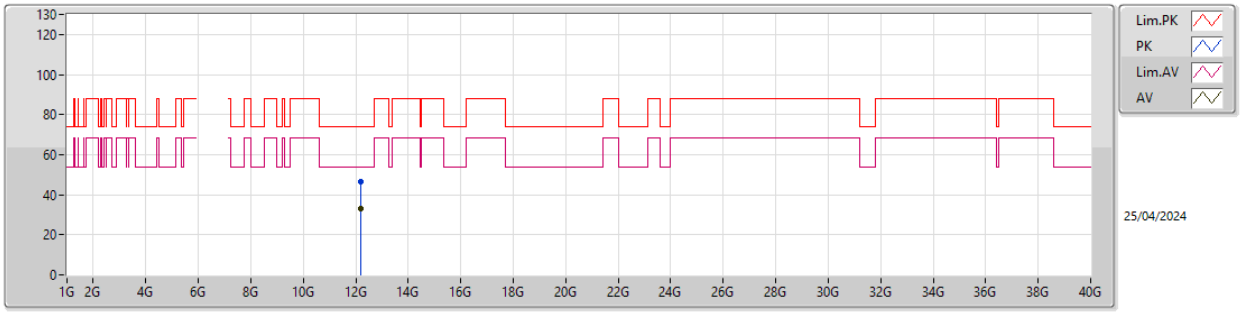

EUT Y_4TX
SET 25

Type	Freq	Level	Limit	Margin	Raw	Dist	Condition	Azimuth	Height	Comment	AF	CL	PA
	(Hz)	(dBuV/m)	(dBuV/m)	(dB)	(dBuV)	(m)		(°)	(m)		(dB)	(dB)	(dB)
PK	12.19386G	46.61	74.00	-27.39	61.87	3	Vertical	109	1.80	25	39.12	11.19	65.57
AV	12.20952G	33.03	54.00	-20.97	48.28	3	Vertical	109	1.80	25	39.10	11.20	65.55

5.925-6.425GHz_802.11be EHT160_Nss1,(MCS0)_4TX

6025MHz_TX

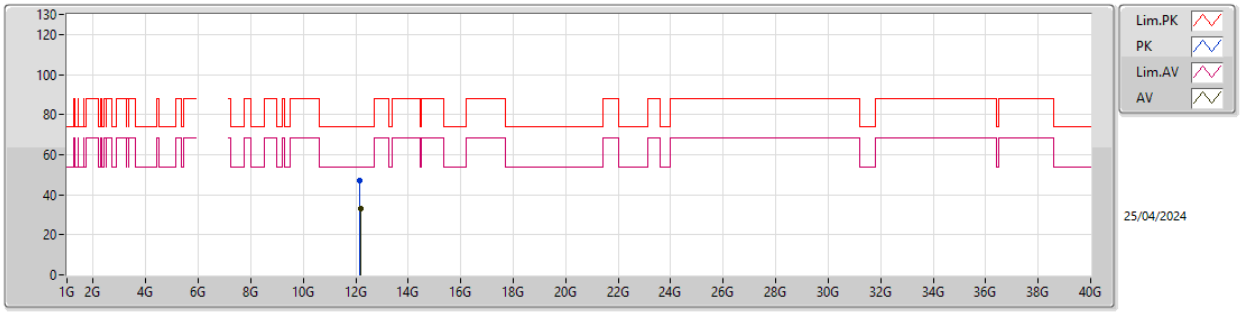

EUT Y_4TX
SET 25

Type	Freq	Level	Limit	Margin	Raw	Dist	Condition	Azimuth	Height	Comment	AF	CL	PA
	(Hz)	(dBuV/m)	(dBuV/m)	(dB)	(dBuV)	(m)		(°)	(m)		(dB)	(dB)	(dB)
PK	12.16317G	46.88	74.00	-27.12	62.04	3	Horizontal	70	1.80	25	39.25	11.18	65.59
AV	12.20984G	33.23	54.00	-20.77	48.48	3	Horizontal	70	1.80	25	39.10	11.20	65.55

5.925-6.425GHz_802.11be EHT160_Nss1,(MCS0)_4TX

6025MHz_TX

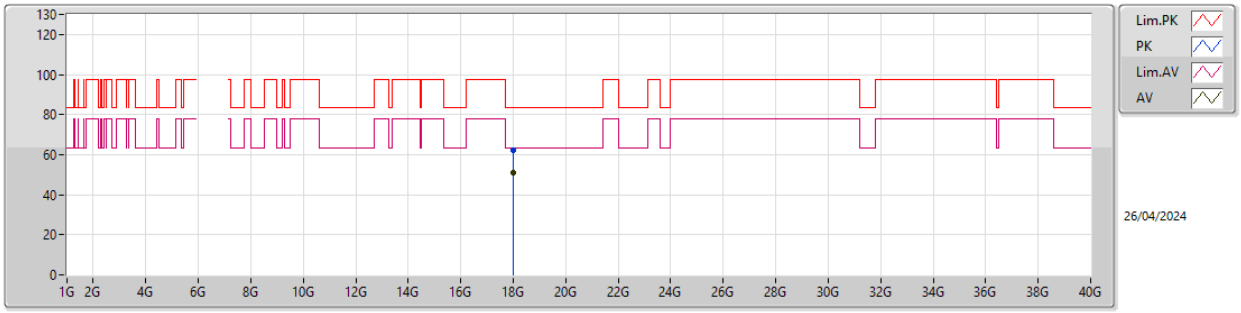

EUT Y_4TX
SET 25

Type	Freq	Level	Limit	Margin	Raw	Dist	Condition	Azimuth	Height	Comment	AF	CL	PA
	(Hz)	(dBuV/m)	(dBuV/m)	(dB)	(dBuV)	(m)		(°)	(m)		(dB)	(dB)	(dB)
PK	18.01106G	62.45	83.54	-21.09	59.04	1	Vertical	12	1.80	25	37.56	15.30	49.45
AV	18.01106G	50.81	63.54	-12.73	47.40	1	Vertical	12	1.80	25	37.56	15.30	49.45

5.925-6.425GHz_802.11be EHT160_Nss1,(MCS0)_4TX

6025MHz_TX

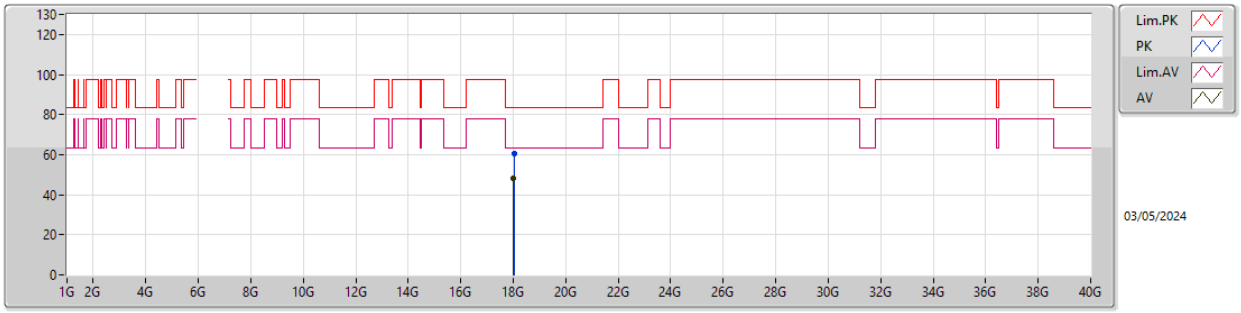

EUT Y_4TX
SET 25

Type	Freq	Level	Limit	Margin	Raw	Dist	Condition	Azimuth	Height	Comment	AF	CL	PA
	(Hz)	(dBuV/m)	(dBuV/m)	(dB)	(dBuV)	(m)		(°)	(m)		(dB)	(dB)	(dB)
PK	18.02961G	60.66	83.54	-22.88	57.33	1	Horizontal	25	1.80	25	37.48	15.30	49.45
AV	18.00979G	48.14	63.54	-15.40	44.72	1	Horizontal	25	1.80	25	37.56	15.30	49.44

5.925-6.425GHz_802.11be EHT160_Nss1,(MCS0)_4TX

6185MHz_TX

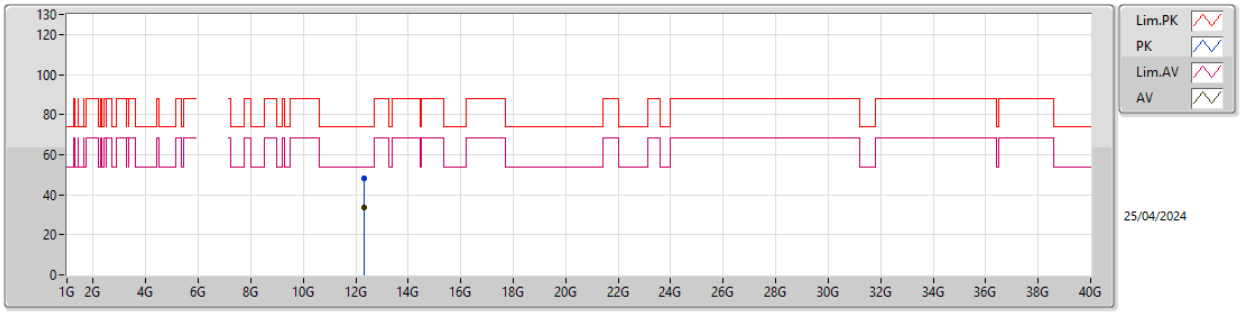

EUT Y_4TX
SET 25

Type	Freq	Level	Limit	Margin	Raw	Dist	Condition	Azimuth	Height	Comment	AF	CL	PA
	(Hz)	(dBuV/m)	(dBuV/m)	(dB)	(dBuV)	(m)		(°)	(m)		(dB)	(dB)	(dB)
PK	12.33324G	48.23	74.00	-25.77	63.49	3	Vertical	146	1.80	25	38.93	11.25	65.44
AV	12.33739G	33.59	54.00	-20.41	48.85	3	Vertical	146	1.80	25	38.93	11.25	65.44

5.925-6.425GHz_802.11be EHT160_Nss1,(MCS0)_4TX

6185MHz_TX

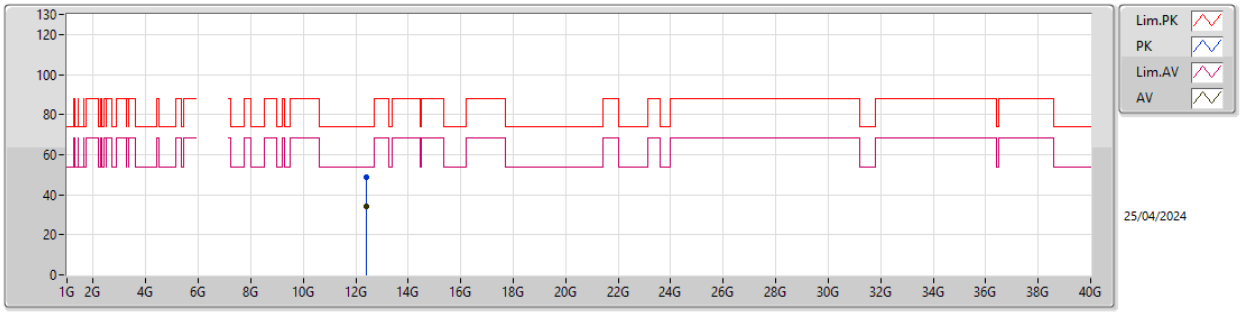

EUT Y_4TX
SET 25

Type	Freq	Level	Limit	Margin	Raw	Dist	Condition	Azimuth	Height	Comment	AF	CL	PA
	(Hz)	(dBuV/m)	(dBuV/m)	(dB)	(dBuV)	(m)		(°)	(m)		(dB)	(dB)	(dB)
PK	12.40261G	48.50	74.00	-25.50	63.83	3	Horizontal	234	1.80	25	38.78	11.27	65.38
AV	12.40261G	33.95	54.00	-20.05	49.28	3	Horizontal	234	1.80	25	38.78	11.27	65.38

5.925-6.425GHz_802.11be EHT160_Nss1,(MCS0)_4TX

6185MHz_TX

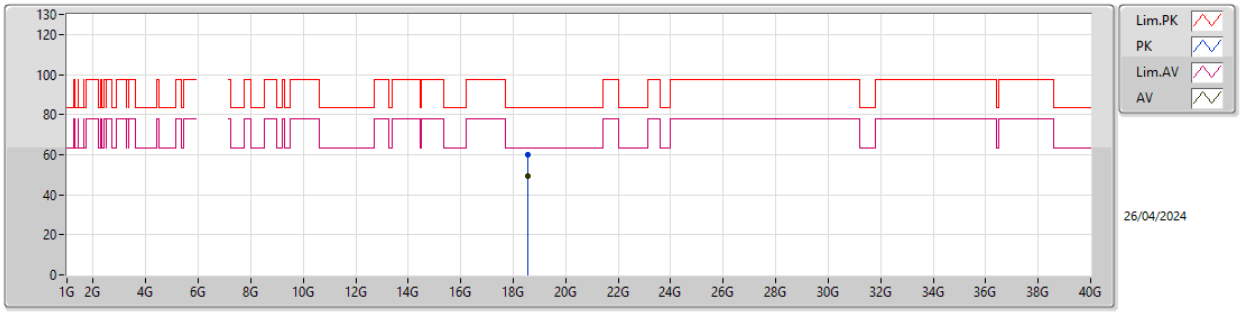

EUT Y_4TX
SET 25

Type	Freq	Level	Limit	Margin	Raw	Dist	Condition	Azimuth	Height	Comment	AF	CL	PA
	(Hz)	(dBuV/m)	(dBuV/m)	(dB)	(dBuV)	(m)		(°)	(m)		(dB)	(dB)	(dB)
PK	18.54957G	60.08	83.54	-23.46	56.76	1	Vertical	1	1.76	25	37.70	15.27	49.65
AV	18.55468G	49.09	63.54	-14.45	45.76	1	Vertical	1	1.76	25	37.70	15.27	49.64

5.925-6.425GHz_802.11be EHT160_Nss1,(MCS0)_4TX

6185MHz_TX

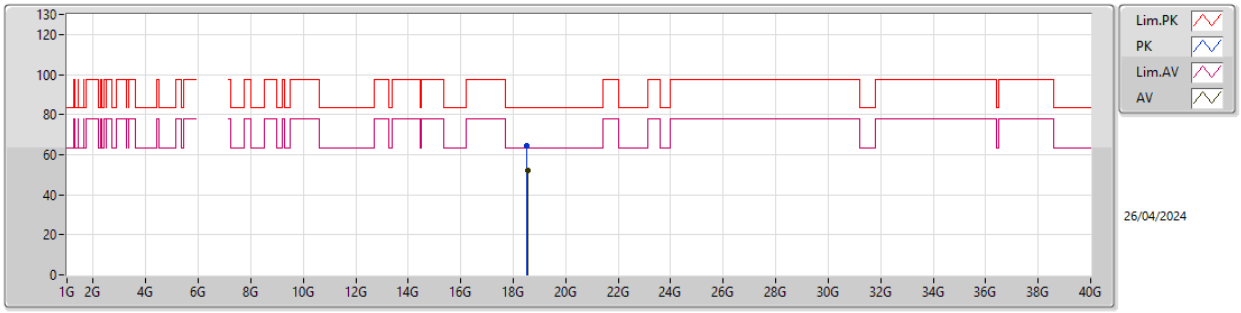

EUT Y_4TX
SET 25

Type	Freq	Level	Limit	Margin	Raw	Dist	Condition	Azimuth	Height	Comment	AF	CL	PA
	(Hz)	(dBuV/m)	(dBuV/m)	(dB)	(dBuV)	(m)		(°)	(m)		(dB)	(dB)	(dB)
PK	18.51696G	64.19	83.54	-19.35	60.76	1	Horizontal	42	1.71	25	37.83	15.27	49.67
AV	18.55532G	52.24	63.54	-11.30	48.91	1	Horizontal	42	1.71	25	37.70	15.27	49.64

5.925-6.425GHz_802.11be EHT160_Nss1,(MCS0)_4TX

6345MHz_TX

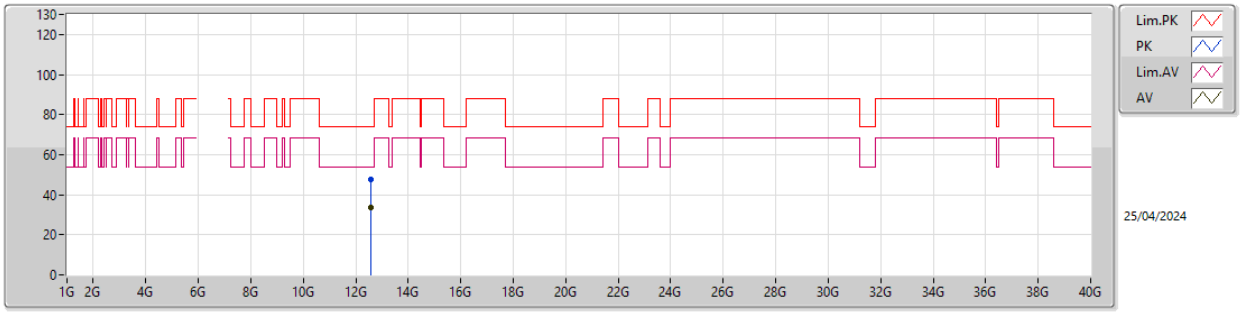

EUT Y_4TX
SET 25

Type	Freq	Level	Limit	Margin	Raw	Dist	Condition	Azimuth	Height	Comment	AF	CL	PA
	(Hz)	(dBuV/m)	(dBuV/m)	(dB)	(dBuV)	(m)		(°)	(m)		(dB)	(dB)	(dB)
PK	12.56085G	47.36	74.00	-26.64	62.77	3	Vertical	243	1.80	25	38.54	11.33	65.28
AV	12.57044G	33.58	54.00	-20.42	48.94	3	Vertical	243	1.80	25	38.58	11.34	65.28

5.925-6.425GHz_802.11be EHT160_Nss1,(MCS0)_4TX

6345MHz_TX

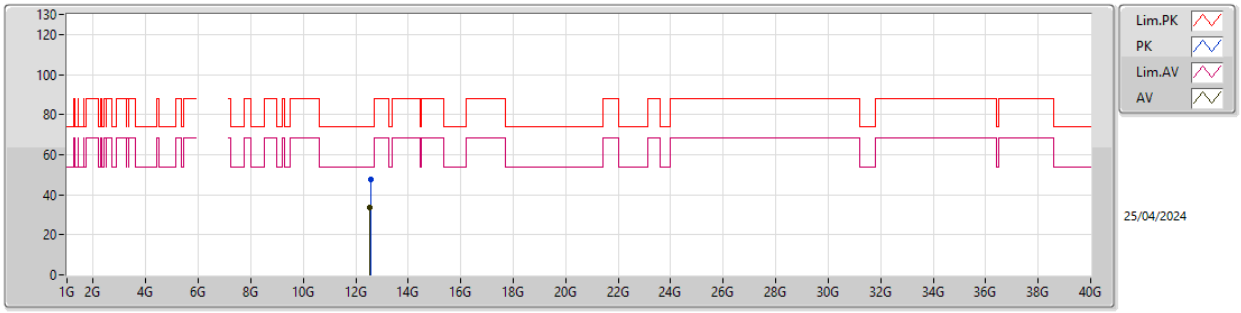

EUT Y_4TX
SET 25

Type	Freq	Level	Limit	Margin	Raw	Dist	Condition	Azimuth	Height	Comment	AF	CL	PA
	(Hz)	(dBuV/m)	(dBuV/m)	(dB)	(dBuV)	(m)		(°)	(m)		(dB)	(dB)	(dB)
PK	12.55478G	47.52	74.00	-26.48	62.95	3	Horizontal	360	1.80	25	38.52	11.33	65.28
AV	12.53432G	33.68	54.00	-20.32	49.15	3	Horizontal	360	1.80	25	38.50	11.32	65.29

5.925-6.425GHz_802.11be EHT160_Nss1,(MCS0)_4TX

6345MHz_TX

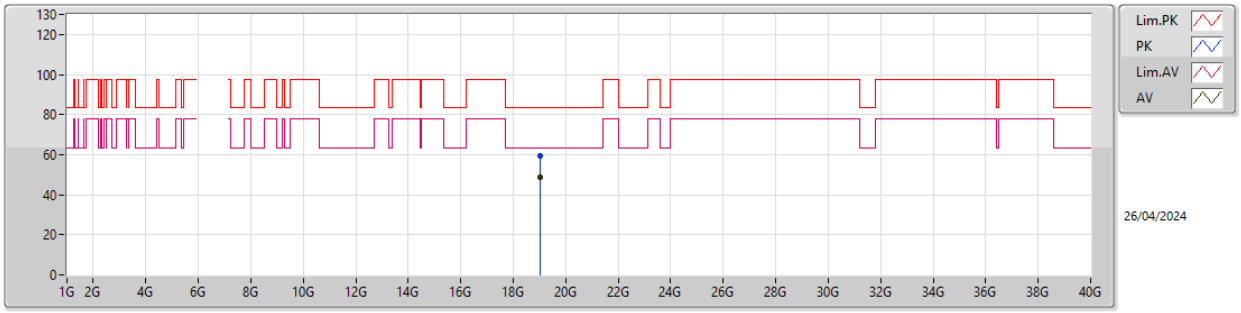

EUT Y_4TX
SET 25

Type	Freq	Level	Limit	Margin	Raw	Dist	Condition	Azimuth	Height	Comment	AF	CL	PA
	(Hz)	(dBuV/m)	(dBuV/m)	(dB)	(dBuV)	(m)		(°)	(m)		(dB)	(dB)	(dB)
PK	19.02733G	59.41	83.54	-24.13	55.62	1	Vertical	360	1.80	25	37.90	15.25	49.36
AV	19.02797G	48.59	63.54	-14.95	44.80	1	Vertical	360	1.80	25	37.90	15.25	49.36

5.925-6.425GHz_802.11be EHT160_Nss1,(MCS0)_4TX

6345MHz_TX

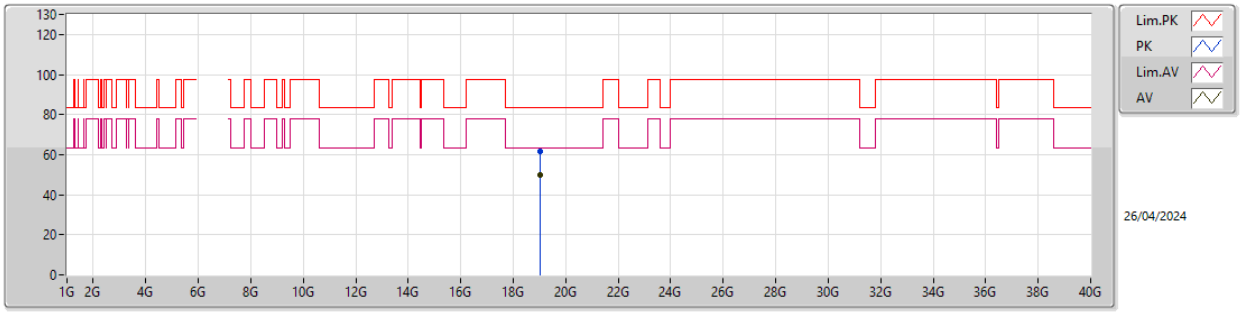

EUT Y_4TX
SET 25

Type	Freq	Level	Limit	Margin	Raw	Dist	Condition	Azimuth	Height	Comment	AF	CL	PA
	(Hz)	(dBuV/m)	(dBuV/m)	(dB)	(dBuV)	(m)		(°)	(m)		(dB)	(dB)	(dB)
PK	19.00815G	61.79	83.54	-21.75	57.99	1	Horizontal	1	1.88	25	37.90	15.25	49.35
AV	19.02701G	49.83	63.54	-13.71	46.04	1	Horizontal	1	1.88	25	37.90	15.25	49.36

6.525-6.875GHz_802.11be EHT160_Nss1,(MCS0)_4TX

6665MHz_TX

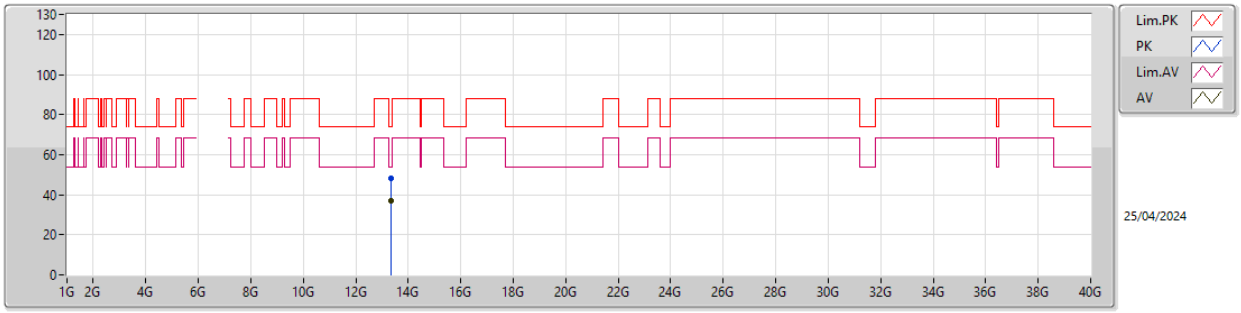

EUT Y_4TX
SET 25

Type	Freq	Level	Limit	Margin	Raw	Dist	Condition	Azimuth	Height	Comment	AF	CL	PA
	(Hz)	(dBuV/m)	(dBuV/m)	(dB)	(dBuV)	(m)		(°)	(m)		(dB)	(dB)	(dB)
PK	13.36197G	48.28	74.00	-25.72	61.45	3	Vertical	360	1.80	25	39.72	11.64	64.53
AV	13.33G	36.74	54.00	-17.26	50.12	3	Vertical	360	1.80	25	39.58	11.63	64.59

6.525-6.875GHz_802.11be EHT160_Nss1,(MCS0)_4TX

6665MHz_TX

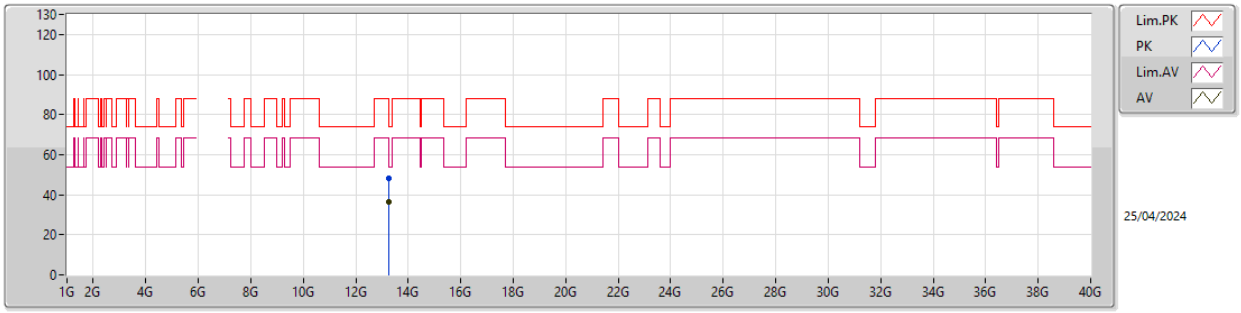

EUT Y_4TX
SET 25

Type	Freq	Level	Limit	Margin	Raw	Dist	Condition	Azimuth	Height	Comment	AF	CL	PA
	(Hz)	(dBuV/m)	(dBuV/m)	(dB)	(dBuV)	(m)		(°)	(m)		(dB)	(dB)	(dB)
PK	13.2651G	48.45	74.00	-25.55	62.31	3	Horizontal	31	1.80	25	39.26	11.60	64.72
AV	13.27501G	36.36	54.00	-17.64	50.16	3	Horizontal	31	1.80	25	39.30	11.60	64.70