6.425-6.525GHz_802.11ax HEW20_Nss1,(MCS0)_1TX **PSD**

6475MHz

26/04/2024

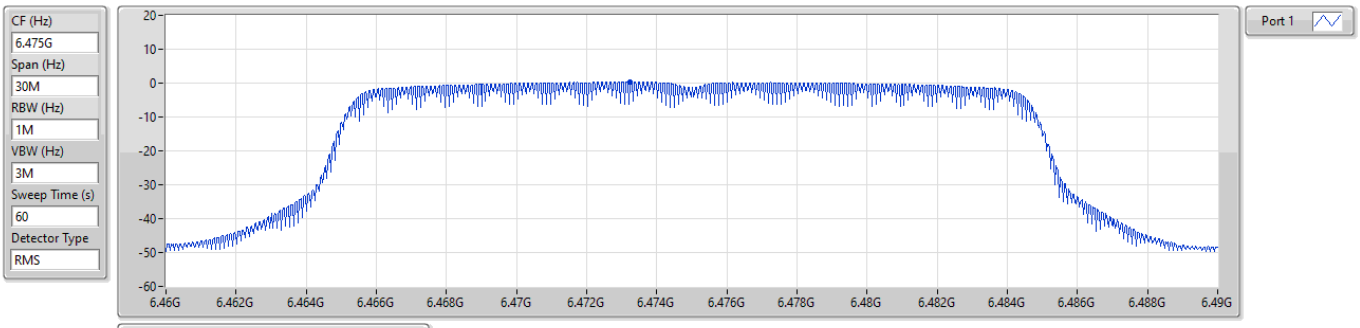

Sum	PD	Port 1
(dBm/RBW)	(dBm/RBW)	(dBm/RBW)
0.32	0.32	0.32

6.425-6.525GHz_802.11ax HEW20_Nss1,(MCS0)_1TX **PSD**

6515MHz

26/04/2024

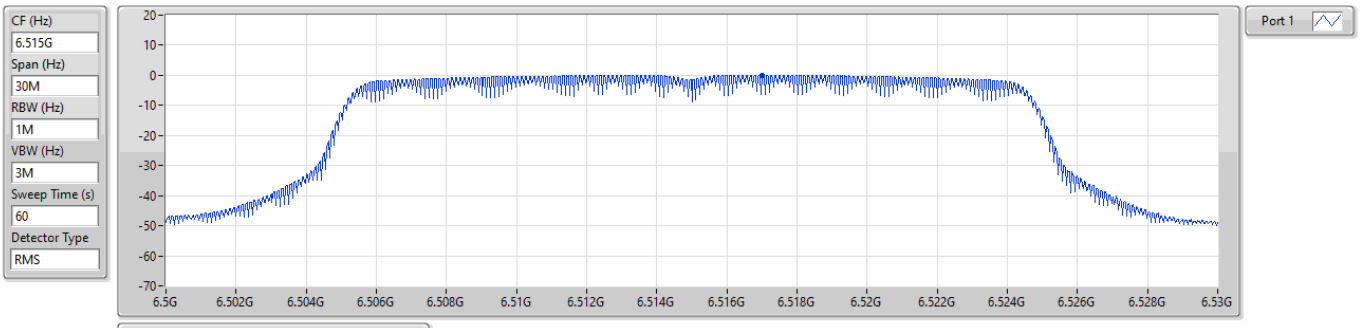

Sum	PD	Port 1
(dBm/RBW)	(dBm/RBW)	(dBm/RBW)
0.11	0.11	0.11

6.525-6.875GHz_802.11ax HEW20_Nss1,(MCS0)_1TX **PSD**

6535MHz

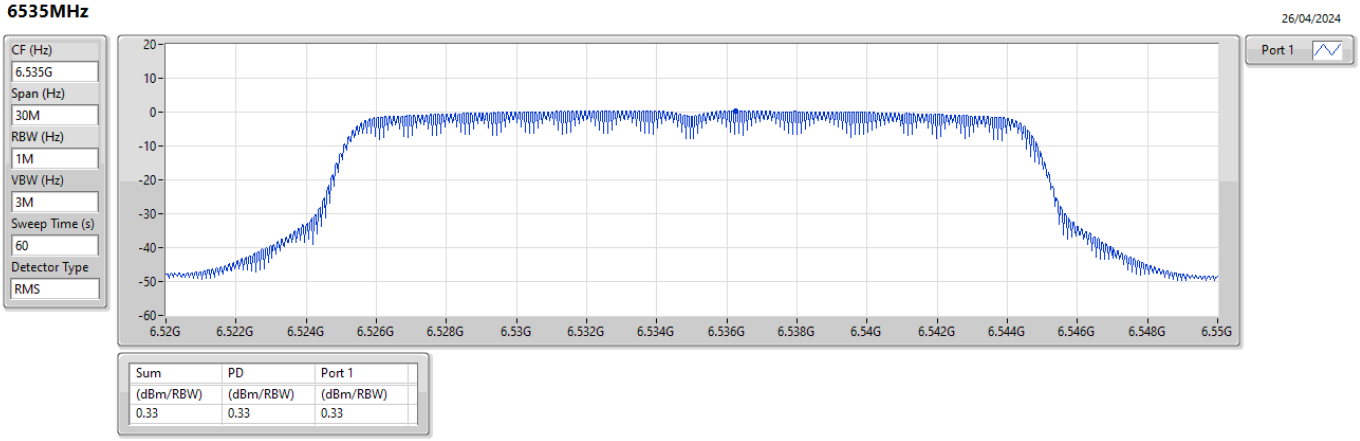

6.525-6.875GHz_802.11ax HEW20_Nss1,(MCS0)_1TX **PSD**

6695MHz

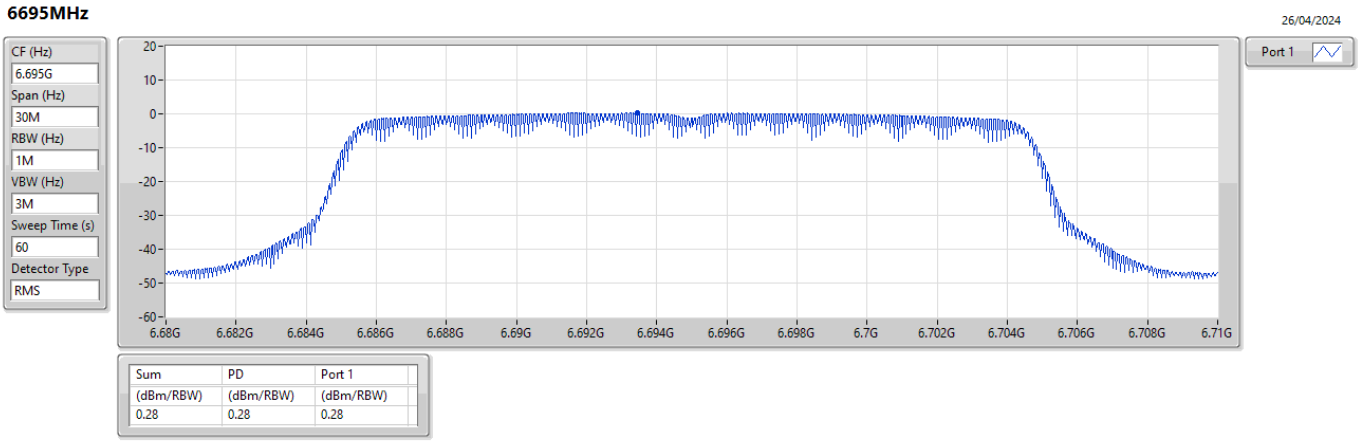

6.525-6.875GHz_802.11ax HEW20_Nss1,(MCS0)_1TX **PSD**

6875MHz

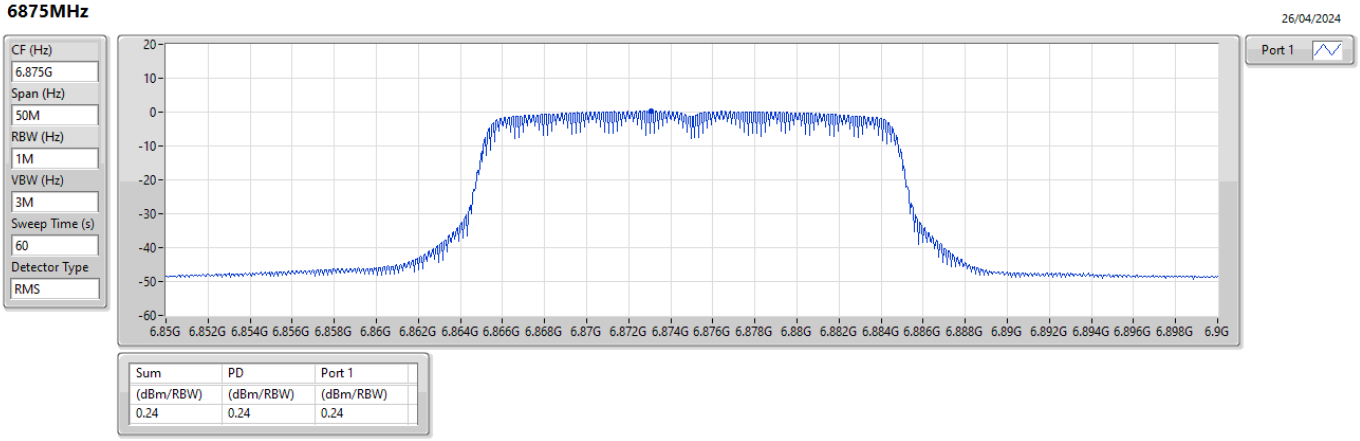

6.875-7.125GHz_802.11ax HEW20_Nss1,(MCS0)_1TX **PSD**

6895MHz

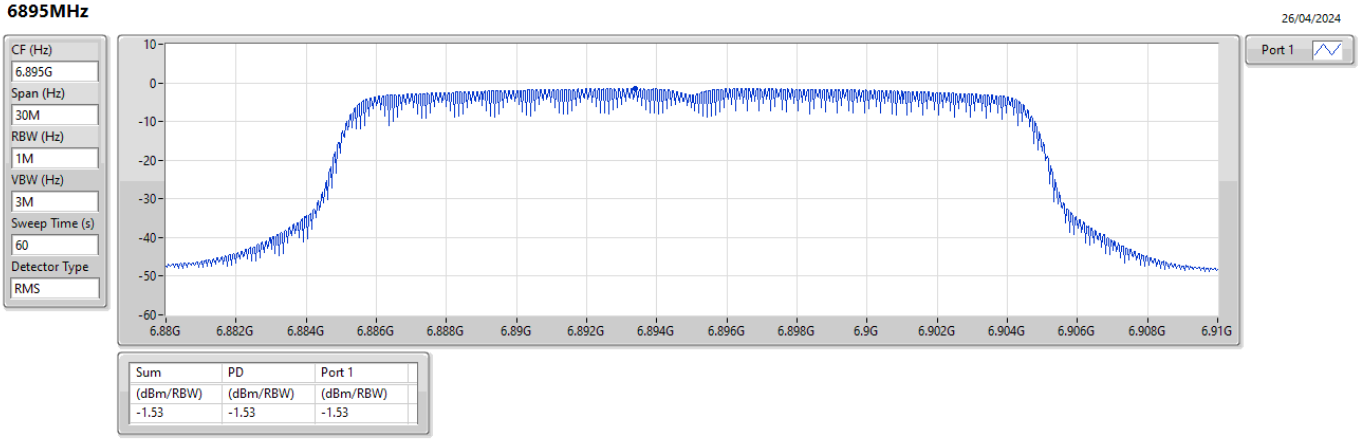

6.875-7.125GHz_802.11ax HEW20_Nss1,(MCS0)_1TX **PSD**

6995MHz

26/04/2024

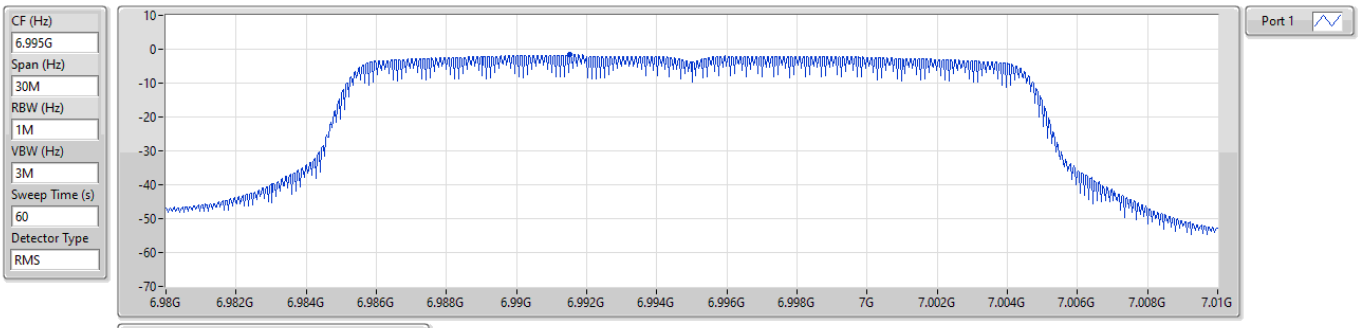

Sum	PD	Port 1
(dBm/RBW)	(dBm/RBW)	(dBm/RBW)
-1.67	-1.67	-1.67

6.875-7.125GHz_802.11ax HEW20_Nss1,(MCS0)_1TX **PSD**

7095MHz

26/04/2024

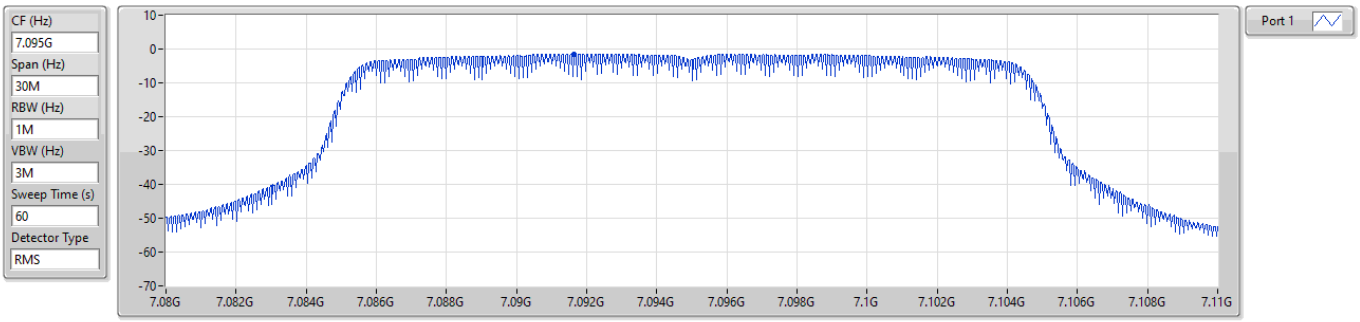

Sum	PD	Port 1
(dBm/RBW)	(dBm/RBW)	(dBm/RBW)
-1.52	-1.52	-1.52

6.875-7.125GHz_802.11ax HEW20_Nss1,(MCS0)_1TX **PSD**

7115MHz

26/04/2024

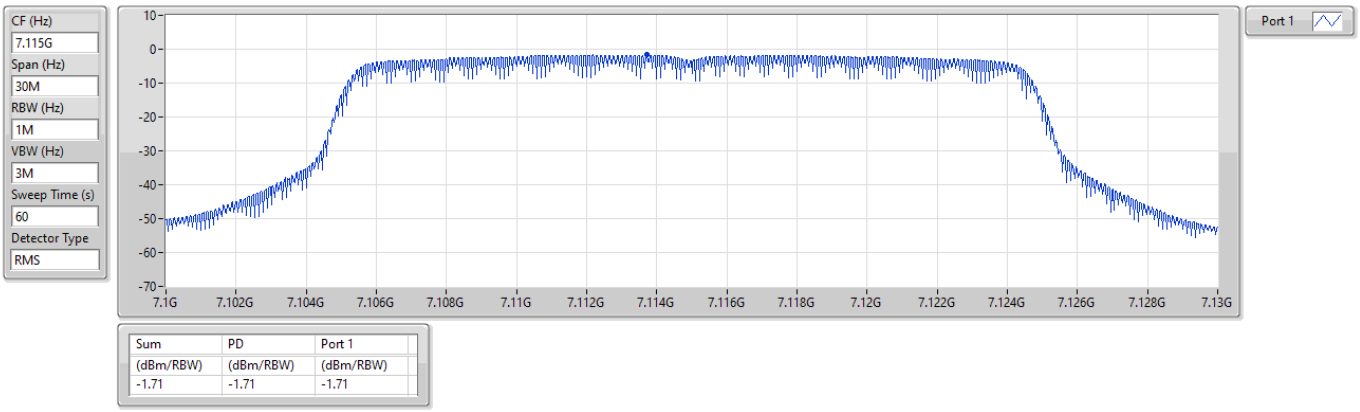

Sum	PD	Port 1
(dBm/RBW)	(dBm/RBW)	(dBm/RBW)
-1.71	-1.71	-1.71

Test Mode: Mode 10
Summary

Mode	PD (dBm/RBW)	EIRP PD (dBm/RBW)
5.925-6.425GHz	-	-
802.11ax HEW20_Nss1,(MCS0)_1TX	12.93	19.03
6.525-6.875GHz	-	-
802.11ax HEW20_Nss1,(MCS0)_1TX	13.52	18.10

RBW = 500kHz for 5.725-5.85GHz band / 1MHz for other band;

Result

Mode	Result	DG (dBi)	Port 1 (dBm/RBW)	PD (dBm/RBW)	PD Limit (dBm/RBW)	EIRP PD (dBm/RBW)	EIRP PD Limit (dBm/RBW)
802.11ax HEW20_Nss1,(MCS0)_1TX	-	-	-	-	-	-	-
5955MHz	Pass	6.10	11.21	11.21	Inf	17.31	23.00
6195MHz	Pass	6.10	12.93	12.93	Inf	19.03	23.00
6415MHz	Pass	6.10	9.78	9.78	Inf	15.88	23.00
6535MHz	Pass	4.58	10.58	10.58	Inf	15.16	23.00
6695MHz	Pass	4.58	13.52	13.52	Inf	18.10	23.00
6855MHz	Pass	4.58	13.27	13.27	Inf	17.85	23.00

DG = Directional Gain; RBW = 500kHz for 5.725-5.85GHz band / 1MHz for other band;
PD = trace bin-by-bin of each transmits port summing can be performed maximum power density; Port X = Port X Power Density;
Inf = There's no restriction for the limit.

5.925-6.425GHz_802.11ax HEW20_Nss1,(MCS0)_1TX **PSD**

5955MHz

26/04/2024

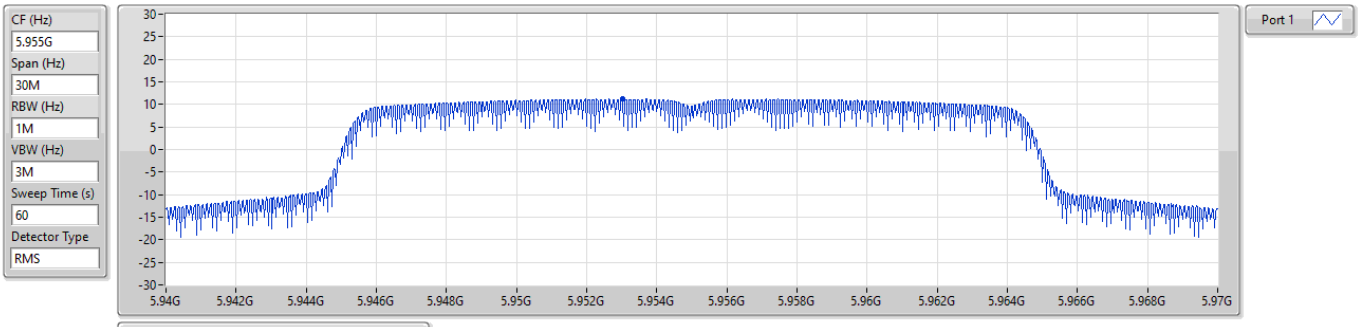

Sum	PD	Port 1
(dBm/RBW)	(dBm/RBW)	(dBm/RBW)
11.21	11.21	11.21

5.925-6.425GHz_802.11ax HEW20_Nss1,(MCS0)_1TX **PSD**

6195MHz

26/04/2024

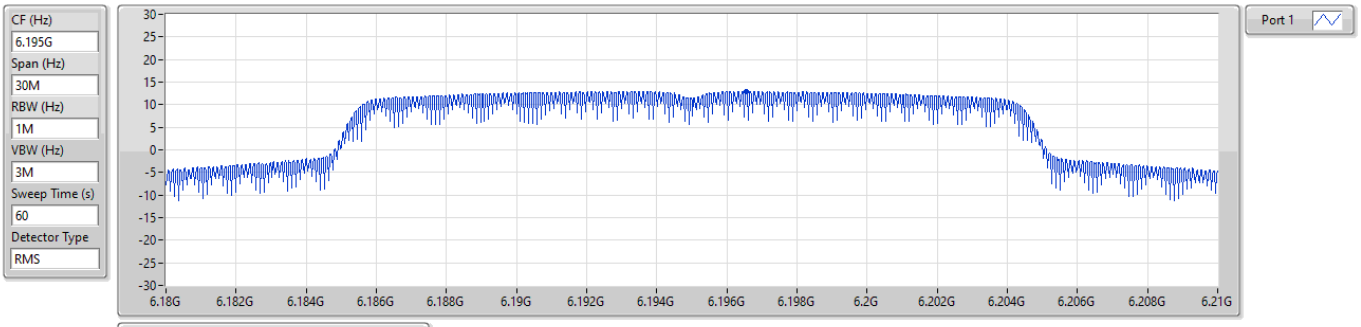

Sum	PD	Port 1
(dBm/RBW)	(dBm/RBW)	(dBm/RBW)
12.93	12.93	12.93

5.925-6.425GHz_802.11ax HEW20_Nss1,(MCS0)_1TX **PSD**

6415MHz

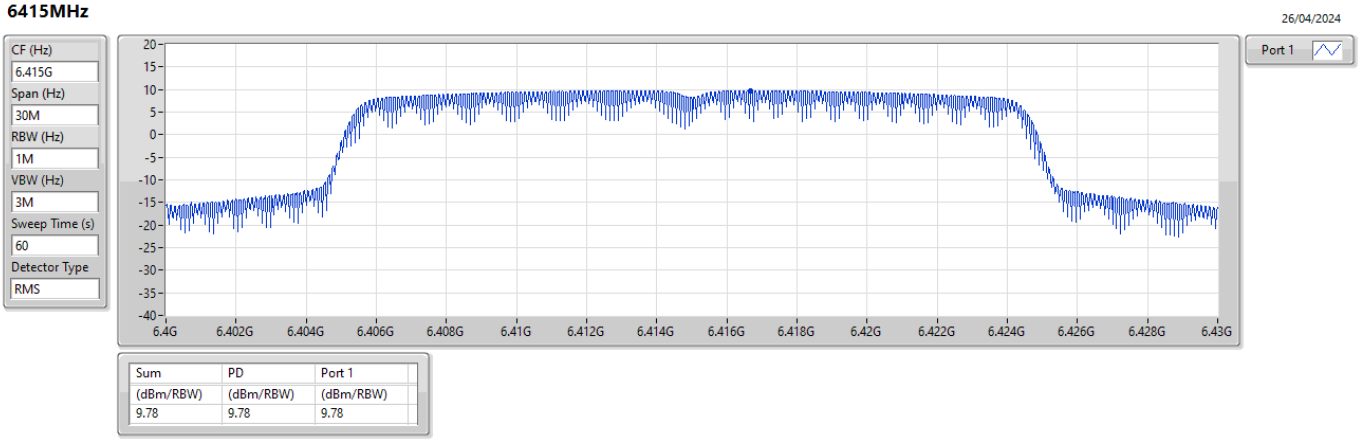

6.525-6.875GHz_802.11ax HEW20_Nss1,(MCS0)_1TX **PSD**

6535MHz

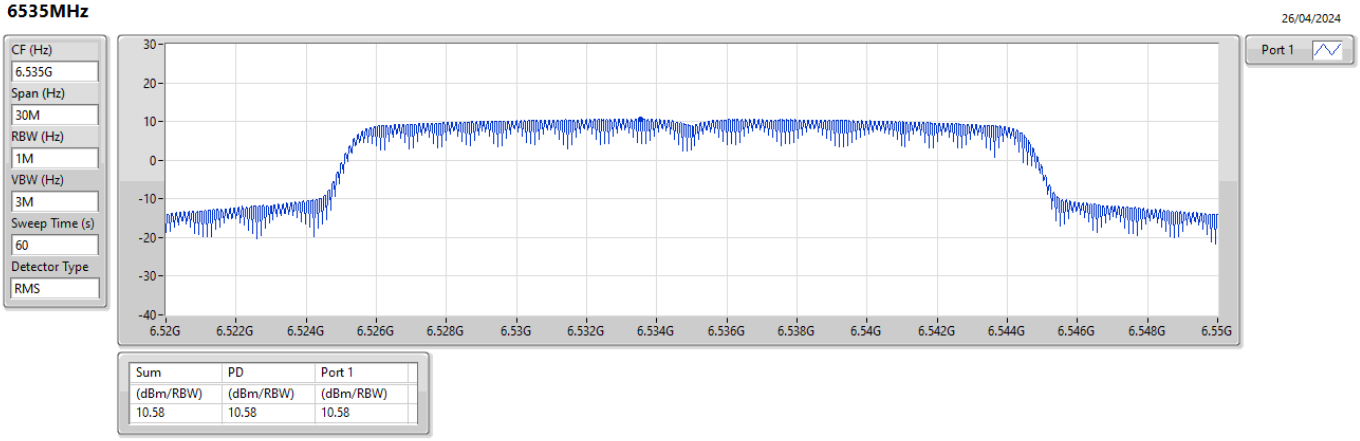

6.525-6.875GHz_802.11ax HEW20_Nss1,(MCS0)_1TX **PSD**

6695MHz

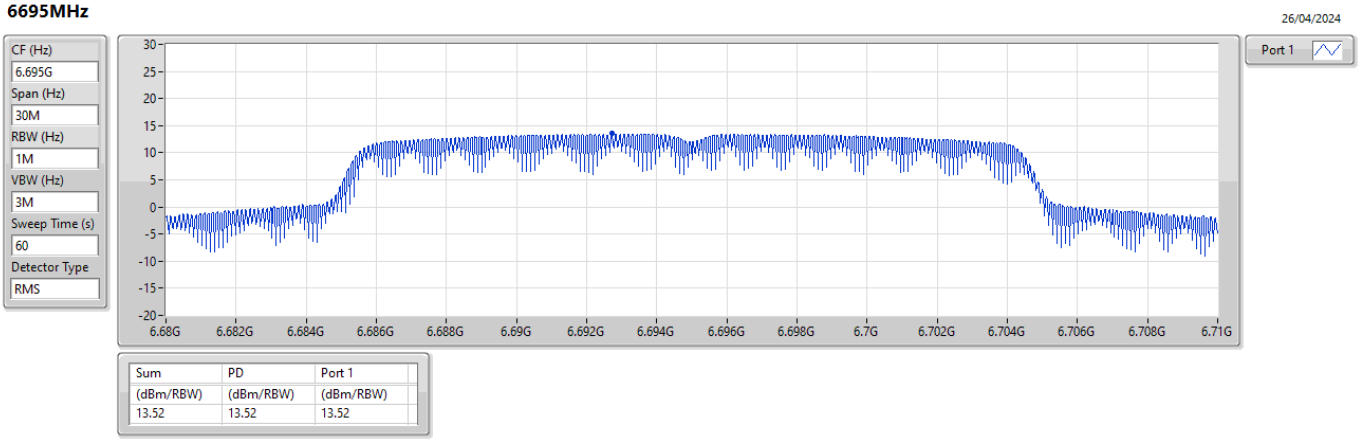

6.525-6.875GHz_802.11ax HEW20_Nss1,(MCS0)_1TX **PSD**

6855MHz

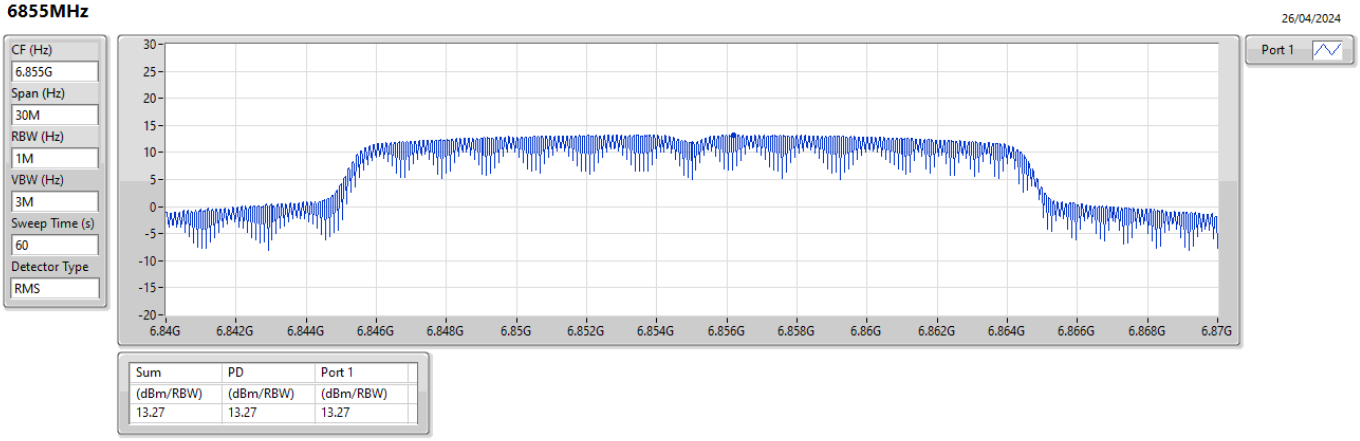

Summary

Mode	Result	Type	Freq (Hz)	Level (dBuV/m)	Limit (dBuV/m)	Margin (dB)	Condition
Mode 1	Pass	QP	36.79M	35.77	40.00	-4.23	Vertical

Mode 1

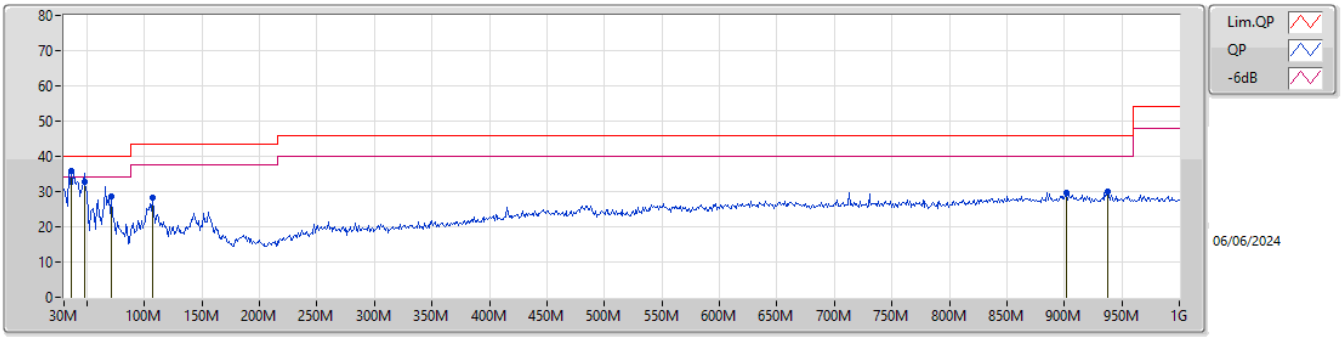

Type	Freq	Level	Limit	Margin	Factor	Dist	Condition	Azimuth	Height	Comment	Raw	AF	CL	PA
	(Hz)	(dBuV/m)	(dBuV/m)	(dB)	(dB/m)	(m)		(°)	(m)		(dBuV/m)	(dB/m)	(dB)	(dB)
QP	36.79M	35.77	40.00	-4.23	-10.03	3	Vertical	28	1.50	"Worst"	45.80	20.21	0.38	30.62
PK	48.43M	32.88	40.00	-7.12	-15.86	3	Vertical	195	1.00	-	48.74	14.45	0.51	30.82
PK	70.74M	28.79	40.00	-11.21	-17.66	3	Vertical	52	2.00	-	46.45	12.41	0.66	30.73
PK	106.63M	28.14	43.50	-15.36	-12.19	3	Vertical	221	1.00	-	40.33	17.75	0.86	30.80
PK	902.03M	29.61	46.00	-16.39	-1.98	3	Vertical	149	1.25	-	31.59	26.84	3.08	31.90
PK	937.92M	30.04	46.00	-15.96	-2.41	3	Vertical	0	1.00	-	32.45	26.62	3.18	32.21

Mode 1

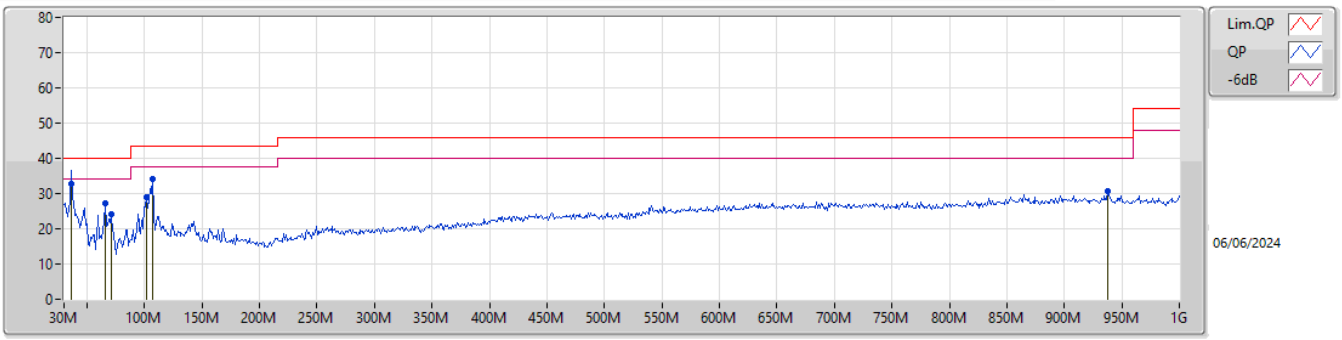

Type	Freq	Level	Limit	Margin	Factor	Dist	Condition	Azimuth	Height	Comment	Raw	AF	CL	PA
	(Hz)	(dBuV/m)	(dBuV/m)	(dB)	(dB/m)	(m)		(°)	(m)		(dBuV/m)	(dB/m)	(dB)	(dB)
QP	35.82M	32.91	40.00	-7.09	-9.49	3	Horizontal	360	1.00	"Worst"	42.40	20.79	0.37	30.65
PK	65.89M	27.32	40.00	-12.68	-17.97	3	Horizontal	113	3.00	-	45.29	12.34	0.63	30.94
PK	70.74M	24.05	40.00	-15.95	-17.66	3	Horizontal	116	2.00	-	41.71	12.41	0.66	30.73
PK	101.78M	29.02	43.50	-14.48	-12.49	3	Horizontal	116	1.25	-	41.51	17.39	0.83	30.71
PK	106.63M	34.09	43.50	-9.41	-12.19	3	Horizontal	288	3.00	-	46.28	17.75	0.86	30.80
PK	937.92M	30.56	46.00	-15.44	-2.41	3	Horizontal	70	3.00	-	32.97	26.62	3.18	32.21

Test Mode: Mode 1
Summary

Mode	Result	Type	Freq (Hz)	Level (dBuV/m)	Limit (dBuV/m)	Margin (dB)	Dist (m)	Condition	Azimuth (°)	Height (m)	Comments
6.875-7.125GHz	-	-	-	-	-	-	-	-	-	-	-
802.11be EHT40_Nss1,(MCS0)_2TX	Pass	AV	21.01268G	63.53	63.54	-0.01	1	Vertical	4	1.84	25

5.925-6.425GHz_802.11be EHT20_Nss1,(MCS0)_1TX

5955MHz_TX

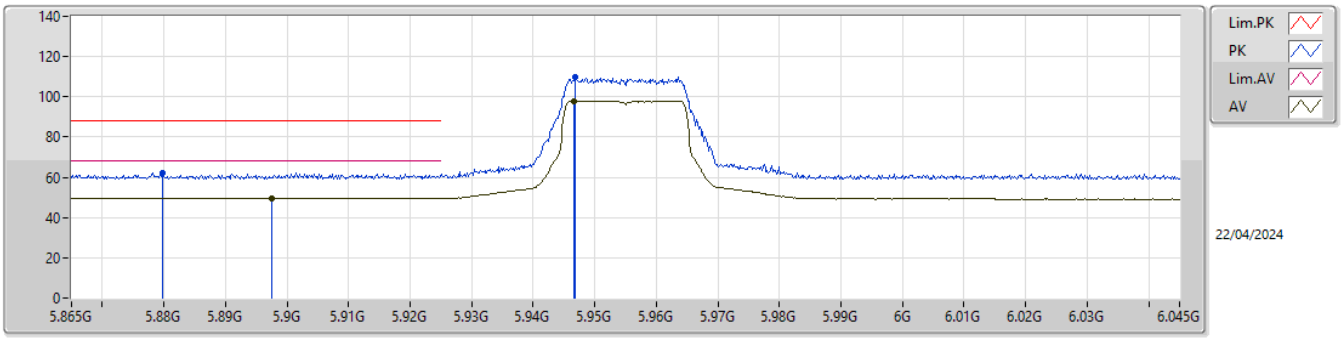

EUT Y_1TX
SET 16

Type	Freq	Level	Limit	Margin	Raw	Dist	Condition	Azimuth	Height	Comment	AF	CL	PA
	(Hz)	(dBuV/m)	(dBuV/m)	(dB)	(dBuV)	(m)		(°)	(m)		(dB)	(dB)	(dB)
PK	5.87976G	62.07	88.20	-26.13	55.09	3	Vertical	59	1.80	16	32.32	7.62	32.96
RMS	5.89758G	49.77	68.20	-18.43	42.72	3	Vertical	59	1.80	16	32.39	7.63	32.97
PK	5.9469G	109.73	Inf	-Inf	102.66	3	Vertical	59	1.80	16	32.40	7.65	32.98
RMS	5.94654G	97.92	Inf	-Inf	90.85	3	Vertical	59	1.80	16	32.40	7.65	32.98

5.925-6.425GHz_802.11be EHT20_Nss1,(MCS0)_1TX

5955MHz_TX

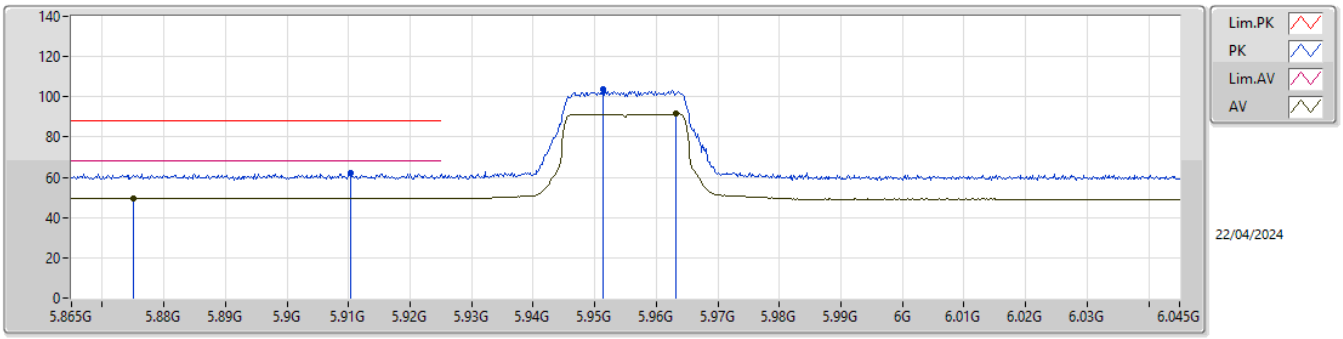

EUT Y_1TX
SET 16

Type	Freq	Level	Limit	Margin	Raw	Dist	Condition	Azimuth	Height	Comment	AF	CL	PA
	(Hz)	(dBuV/m)	(dBuV/m)	(dB)	(dBuV)	(m)		(°)	(m)		(dB)	(dB)	(dB)
PK	5.91036G	61.93	88.20	-26.27	54.86	3	Horizontal	302	2.95	16	32.40	7.64	32.97
RMS	5.87508G	49.72	68.20	-18.48	42.76	3	Horizontal	302	2.95	16	32.30	7.62	32.96
PK	5.9514G	103.81	Inf	-Inf	96.73	3	Horizontal	302	2.95	16	32.40	7.66	32.98
RMS	5.96328G	91.47	Inf	-Inf	84.37	3	Horizontal	302	2.95	16	32.43	7.66	32.99

5.925-6.425GHz_802.11be EHT20_Nss1,(MCS0)_1TX

5955MHz_TX

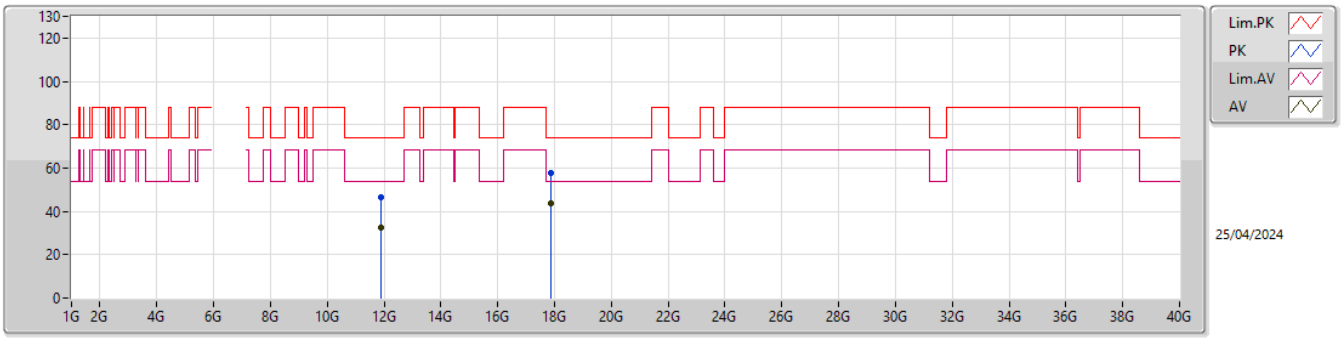

EUT Y_1TX
SET 25

Type	Freq	Level	Limit	Margin	Raw	Dist	Condition	Azimuth	Height	Comment	AF	CL	PA
	(Hz)	(dBuV/m)	(dBuV/m)	(dB)	(dBuV)	(m)		(°)	(m)		(dB)	(dB)	(dB)
PK	11.89066G	46.70	74.00	-27.30	62.55	3	Vertical	348	1.80	25	38.90	11.06	65.81
AV	11.90976G	32.54	54.00	-21.46	48.35	3	Vertical	348	1.80	25	38.92	11.07	65.80
PK	17.85985G	57.59	74.00	-16.41	60.80	3	Vertical	18	1.80	25	45.94	13.40	62.55
AV	17.86664G	43.76	54.00	-10.24	46.79	3	Vertical	18	1.80	25	46.10	13.41	62.54

5.925-6.425GHz_802.11be EHT20_Nss1,(MCS0)_1TX

5955MHz_TX

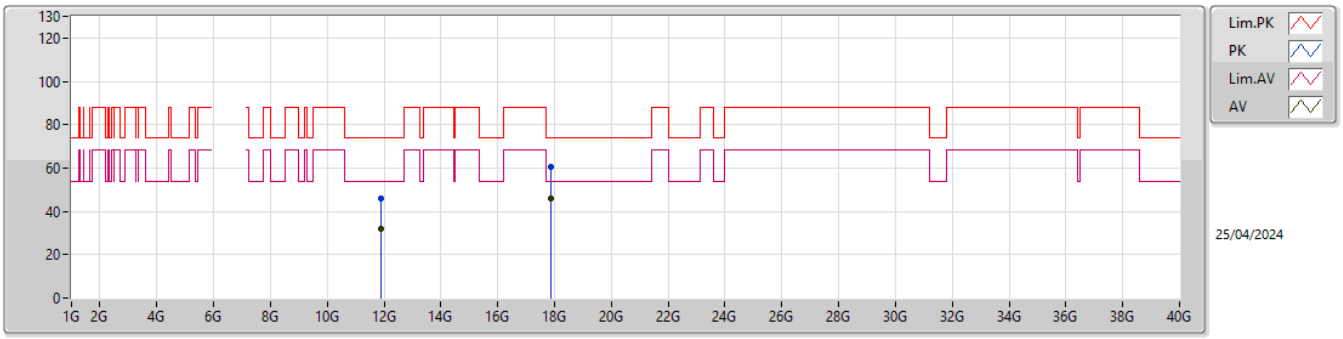

EUT Y_1TX
SET 25

Type	Freq	Level	Limit	Margin	Raw	Dist	Condition	Azimuth	Height	Comment	AF	CL	PA
	(Hz)	(dBuV/m)	(dBuV/m)	(dB)	(dBuV)	(m)		(°)	(m)		(dB)	(dB)	(dB)
PK	11.90521G	46.14	74.00	-27.86	61.96	3	Horizontal	358	1.80	25	38.91	11.07	65.80
AV	11.90964G	32.10	54.00	-21.90	47.91	3	Horizontal	358	1.80	25	38.92	11.07	65.80
PK	17.87279G	60.28	74.00	-13.72	63.15	3	Horizontal	13	1.80	25	46.25	13.41	62.53
AV	17.86692G	45.80	54.00	-8.20	48.82	3	Horizontal	13	1.80	25	46.11	13.41	62.54

5.925-6.425GHz_802.11be EHT20_Nss1,(MCS0)_1TX

5955MHz_TX

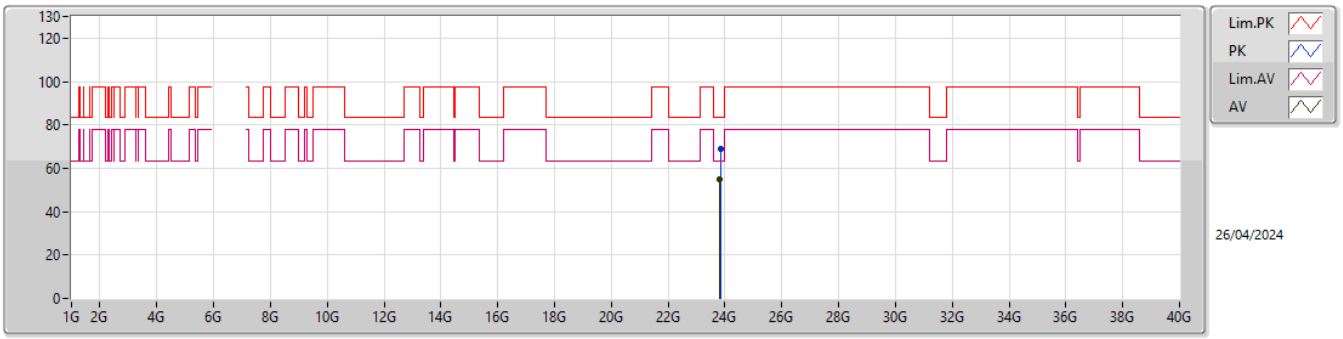

EUT Y_1TX
SET 25

Type	Freq	Level	Limit	Margin	Raw	Dist	Condition	Azimuth	Height	Comment	AF	CL	PA
	(Hz)	(dBuV/m)	(dBuV/m)	(dB)	(dBuV)	(m)		(°)	(m)		(dB)	(dB)	(dB)
PK	23.83483G	68.97	83.54	-14.57	59.90	1	Vertical	13	1.95	25	38.89	17.35	47.17
AV	23.82056G	54.65	63.54	-8.89	45.50	1	Vertical	13	1.95	25	38.98	17.35	47.18

5.925-6.425GHz_802.11be EHT20_Nss1,(MCS0)_1TX

5955MHz_TX

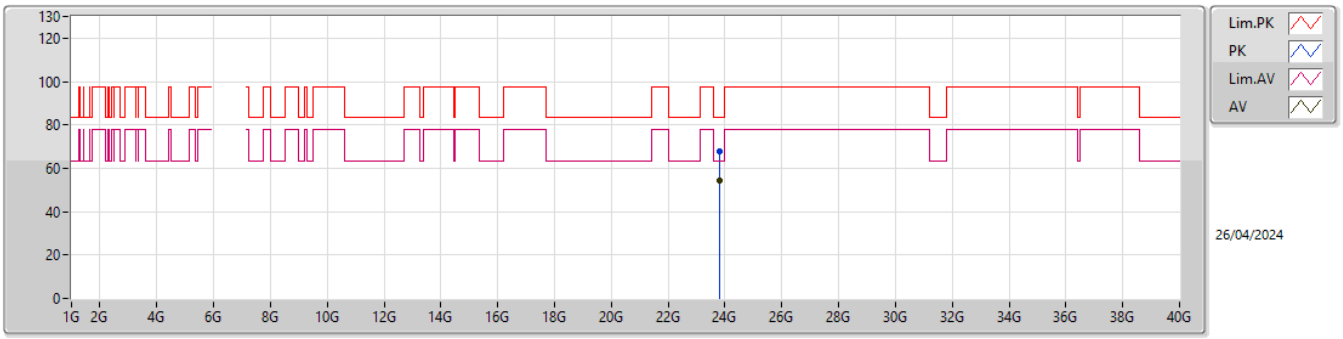

EUT Y_1TX
SET 25

Type	Freq	Level	Limit	Margin	Raw	Dist	Condition	Azimuth	Height	Comment	AF	CL	PA
	(Hz)	(dBuV/m)	(dBuV/m)	(dB)	(dBuV)	(m)		(°)	(m)		(dB)	(dB)	(dB)
PK	23.80841G	67.96	83.54	-15.58	58.76	1	Horizontal	42	1.76	25	39.05	17.34	47.19
AV	23.81888G	54.57	63.54	-8.97	45.41	1	Horizontal	42	1.76	25	38.99	17.35	47.18

5.925-6.425GHz_802.11be EHT20_Nss1,(MCS0)_1TX

6195MHz_TX

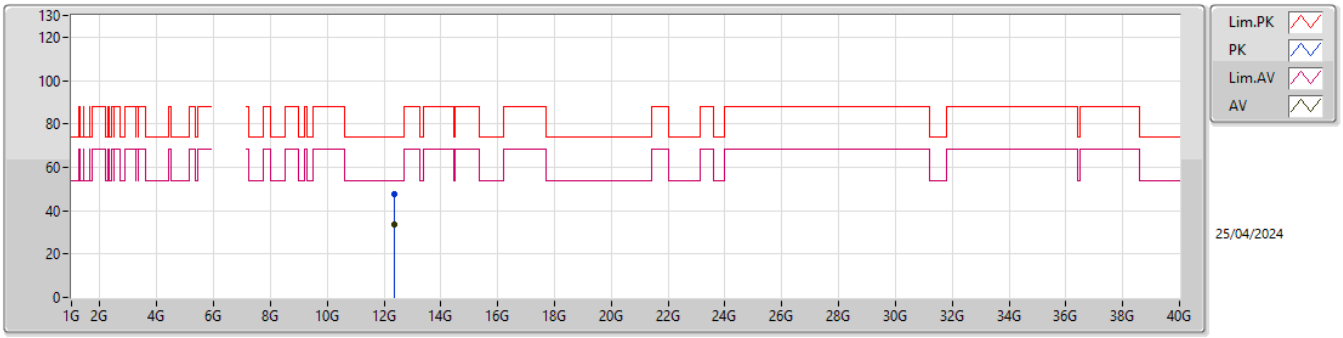

EUT Y_1TX
SET 25

Type	Freq	Level	Limit	Margin	Raw	Dist	Condition	Azimuth	Height	Comment	AF	CL	PA
	(Hz)	(dBuV/m)	(dBuV/m)	(dB)	(dBuV)	(m)		(°)	(m)		(dB)	(dB)	(dB)
PK	12.37577G	47.73	74.00	-26.27	63.02	3	Vertical	61	1.80	25	38.85	11.26	65.40
AV	12.37126G	33.57	54.00	-20.43	48.86	3	Vertical	61	1.80	25	38.86	11.26	65.41

5.925-6.425GHz_802.11be EHT20_Nss1,(MCS0)_1TX

6195MHz_TX

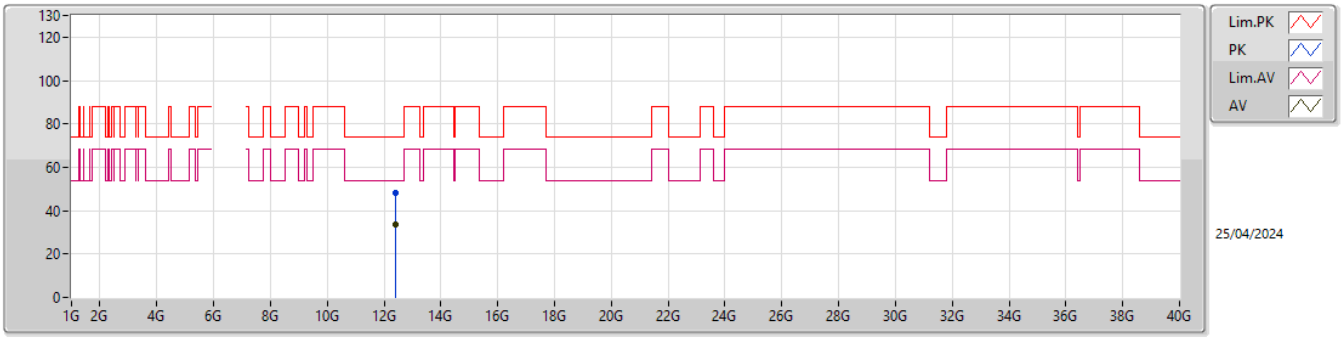

EUT Y_1TX
SET 25

Type	Freq	Level	Limit	Margin	Raw	Dist	Condition	Azimuth	Height	Comment	AF	CL	PA
	(Hz)	(dBuV/m)	(dBuV/m)	(dB)	(dBuV)	(m)		(°)	(m)		(dB)	(dB)	(dB)
PK	12.40479G	48.10	74.00	-25.90	63.44	3	Horizontal	1	1.80	25	38.77	11.27	65.38
AV	12.40718G	33.77	54.00	-20.23	49.11	3	Horizontal	1	1.80	25	38.76	11.27	65.37

5.925-6.425GHz_802.11be EHT20_Nss1,(MCS0)_1TX

6195MHz_TX

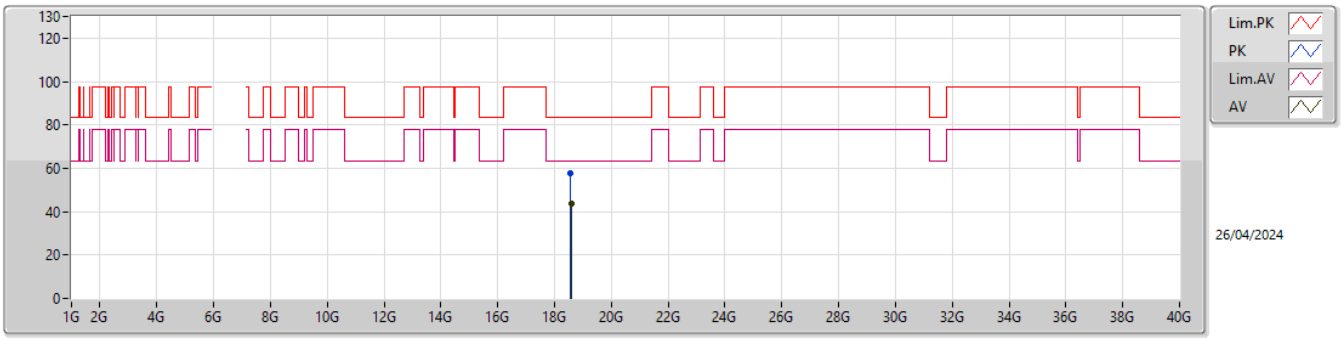

EUT Y_1TX
SET 25

Type	Freq	Level	Limit	Margin	Raw	Dist	Condition	Azimuth	Height	Comment	AF	CL	PA
	(Hz)	(dBuV/m)	(dBuV/m)	(dB)	(dBuV)	(m)		(°)	(m)		(dB)	(dB)	(dB)
PK	18.57149G	57.72	83.54	-25.82	54.38	1	Vertical	331	1.80	25	37.70	15.27	49.63
AV	18.58248G	43.94	63.54	-19.60	40.59	1	Vertical	331	1.80	25	37.70	15.27	49.62

5.925-6.425GHz_802.11be EHT20_Nss1,(MCS0)_1TX

6195MHz_TX

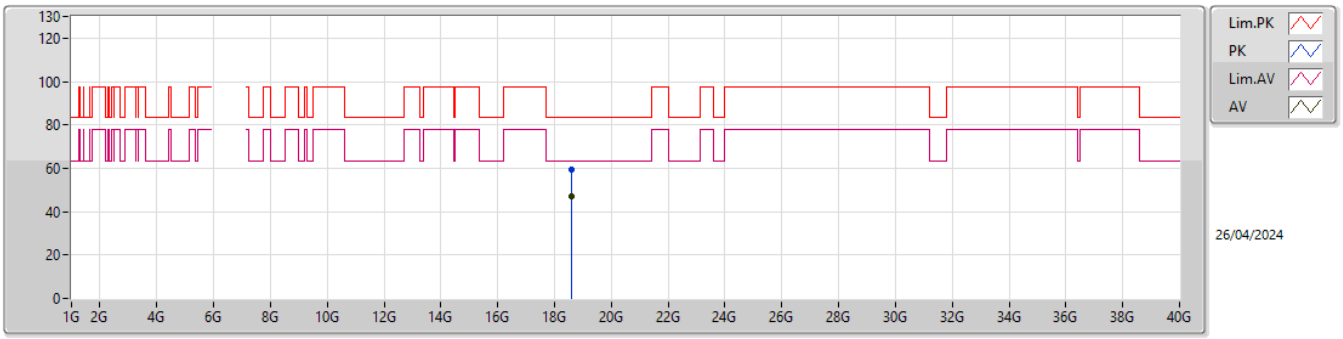

EUT Y_1TX
SET 25

Type	Freq	Level	Limit	Margin	Raw	Dist	Condition	Azimuth	Height	Comment	AF	CL	PA
	(Hz)	(dBuV/m)	(dBuV/m)	(dB)	(dBuV)	(m)		(°)	(m)		(dB)	(dB)	(dB)
PK	18.59048G	59.18	83.54	-24.36	55.83	1	Horizontal	344	1.81	25	37.70	15.27	49.62
AV	18.58041G	47.10	63.54	-16.44	43.76	1	Horizontal	344	1.81	25	37.70	15.27	49.63

5.925-6.425GHz_802.11be EHT20_Nss1,(MCS0)_1TX

6415MHz_TX

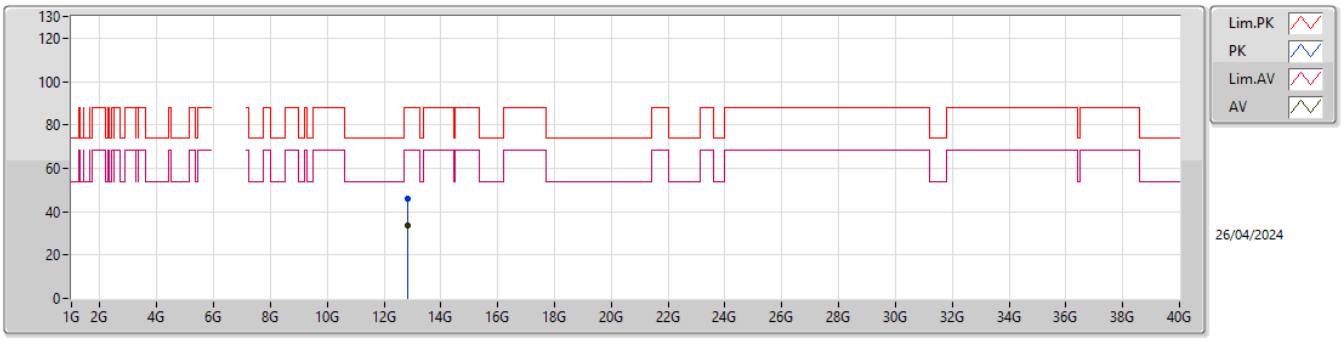

EUT Y_1TX
SET 25

Type	Freq	Level	Limit	Margin	Raw	Dist	Condition	Azimuth	Height	Comment	AF	CL	PA
	(Hz)	(dBuV/m)	(dBuV/m)	(dB)	(dBuV)	(m)		(°)	(m)		(dB)	(dB)	(dB)
PK	12.83016G	46.06	88.20	-42.14	60.61	3	Vertical	9	1.80	25	39.26	11.44	65.25
RMS	12.82988G	33.71	68.20	-34.49	48.26	3	Vertical	9	1.80	25	39.26	11.44	65.25

5.925-6.425GHz_802.11be EHT20_Nss1,(MCS0)_1TX

6415MHz_TX

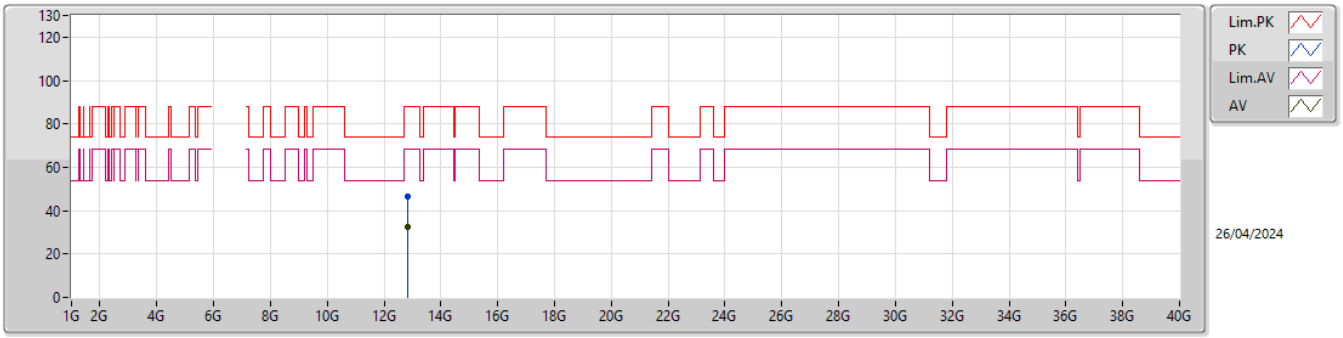

EUT Y_1TX
SET 25

Type	Freq	Level	Limit	Margin	Raw	Dist	Condition	Azimuth	Height	Comment	AF	CL	PA
	(Hz)	(dBuV/m)	(dBuV/m)	(dB)	(dBuV)	(m)		(°)	(m)		(dB)	(dB)	(dB)
PK	12.83971G	46.72	88.20	-41.48	61.25	3	Horizontal	232	1.80	25	39.28	11.44	65.25
RMS	12.84351G	32.22	68.20	-35.98	46.74	3	Horizontal	232	1.80	25	39.29	11.44	65.25

5.925-6.425GHz_802.11be EHT20_Nss1,(MCS0)_1TX

6415MHz_TX

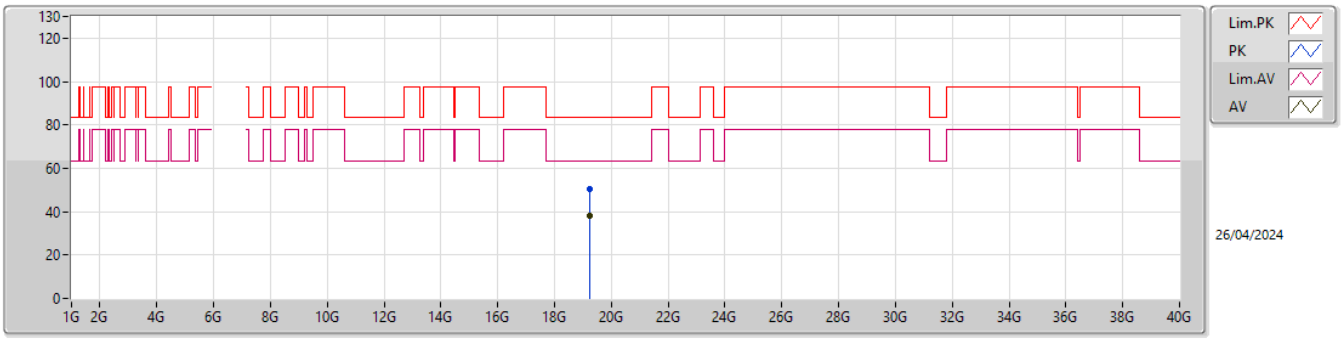

EUT Y_1TX
SET 25

Type	Freq	Level	Limit	Margin	Raw	Dist	Condition	Azimuth	Height	Comment	AF	CL	PA
	(Hz)	(dBuV/m)	(dBuV/m)	(dB)	(dBuV)	(m)		(°)	(m)		(dB)	(dB)	(dB)
PK	19.2474G	50.34	83.54	-33.20	46.70	1	Vertical	340	1.80	25	37.91	15.24	49.51
AV	19.24512G	38.02	63.54	-25.52	34.38	1	Vertical	340	1.80	25	37.91	15.24	49.51

5.925-6.425GHz_802.11be EHT20_Nss1,(MCS0)_1TX

6415MHz_TX

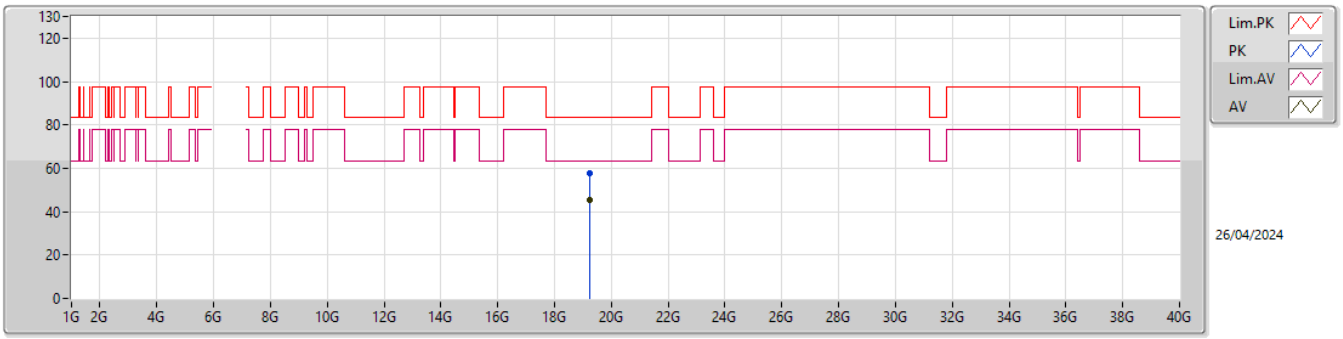

EUT Y_1TX
SET 25

Type	Freq	Level	Limit	Margin	Raw	Dist	Condition	Azimuth	Height	Comment	AF	CL	PA
	(Hz)	(dBuV/m)	(dBuV/m)	(dB)	(dBuV)	(m)		(°)	(m)		(dB)	(dB)	(dB)
PK	19.25028G	57.67	83.54	-25.87	54.04	1	Horizontal	56	1.80	25	37.90	15.24	49.51
AV	19.24764G	45.19	63.54	-18.35	41.56	1	Horizontal	56	1.80	25	37.90	15.24	49.51

6.425-6.525GHz_802.11be EHT20_Nss1,(MCS0)_1TX

6435MHz_TX

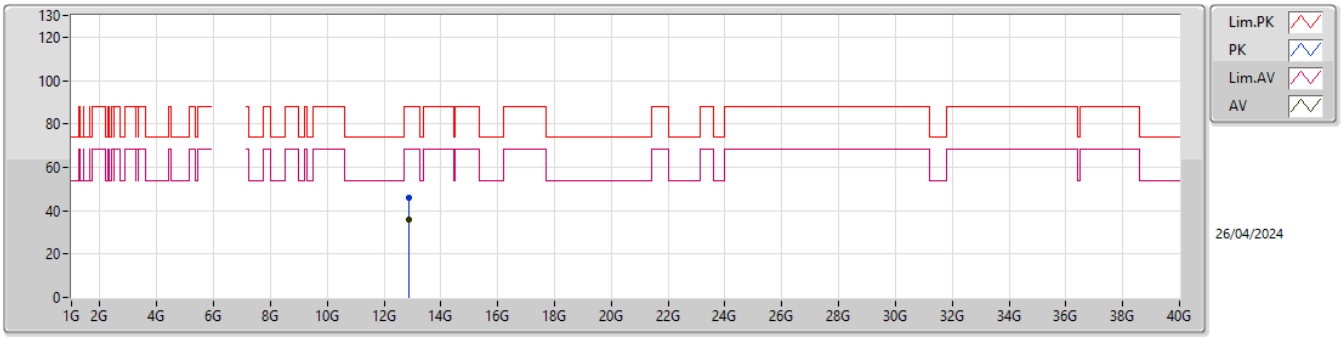

EUT Y_1TX
SET 25

Type	Freq	Level	Limit	Margin	Raw	Dist	Condition	Azimuth	Height	Comment	AF	CL	PA
	(Hz)	(dBuV/m)	(dBuV/m)	(dB)	(dBuV)	(m)		(°)	(m)		(dB)	(dB)	(dB)
PK	12.8736G	46.02	88.20	-42.18	60.52	3	Vertical	12	1.80	25	39.30	11.45	65.25
RMS	12.86996G	36.10	68.20	-32.10	50.60	3	Vertical	12	1.80	25	39.30	11.45	65.25

6.425-6.525GHz_802.11be EHT20_Nss1,(MCS0)_1TX

6435MHz_TX

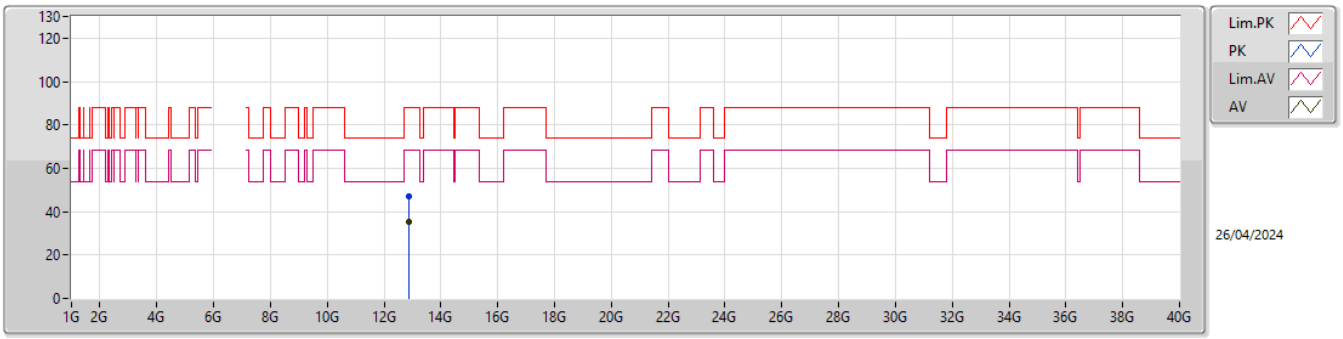

EUT Y_1TX
SET 25

Type	Freq	Level	Limit	Margin	Raw	Dist	Condition	Azimuth	Height	Comment	AF	CL	PA
	(Hz)	(dBuV/m)	(dBuV/m)	(dB)	(dBuV)	(m)		(°)	(m)		(dB)	(dB)	(dB)
PK	12.8553G	47.22	88.20	-40.98	61.72	3	Horizontal	310	1.80	25	39.30	11.45	65.25
RMS	12.87004G	35.10	68.20	-33.10	49.60	3	Horizontal	310	1.80	25	39.30	11.45	65.25

6.425-6.525GHz_802.11be EHT20_Nss1,(MCS0)_1TX

6435MHz_TX

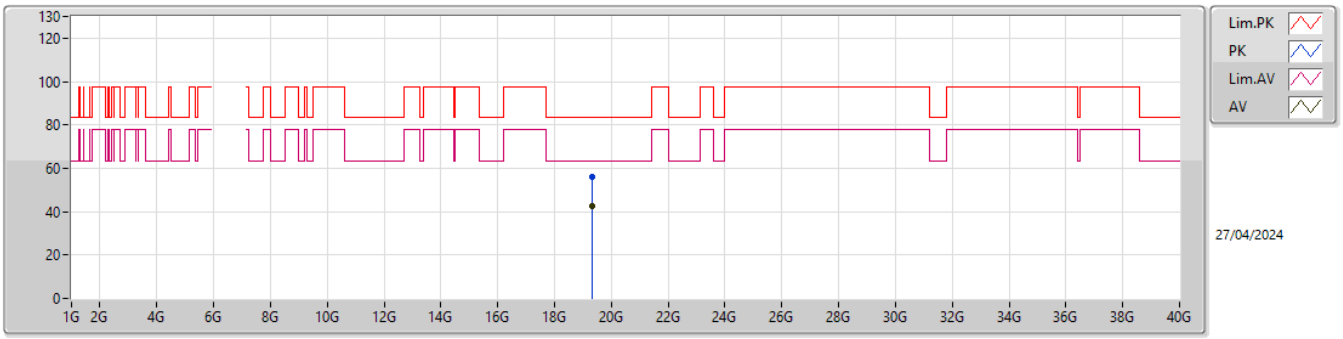

EUT Y_1TX
SET 25

Type	Freq	Level	Limit	Margin	Raw	Dist	Condition	Azimuth	Height	Comment	AF	CL	PA
	(Hz)	(dBuV/m)	(dBuV/m)	(dB)	(dBuV)	(m)		(°)	(m)		(dB)	(dB)	(dB)
PK	19.32003G	56.14	83.54	-27.40	52.55	1	Vertical	16	1.71	25	37.92	15.23	49.56
AV	19.30612G	42.57	63.54	-20.97	38.91	1	Vertical	16	1.71	25	37.98	15.23	49.55

6.425-6.525GHz_802.11be EHT20_Nss1,(MCS0)_1TX

6435MHz_TX

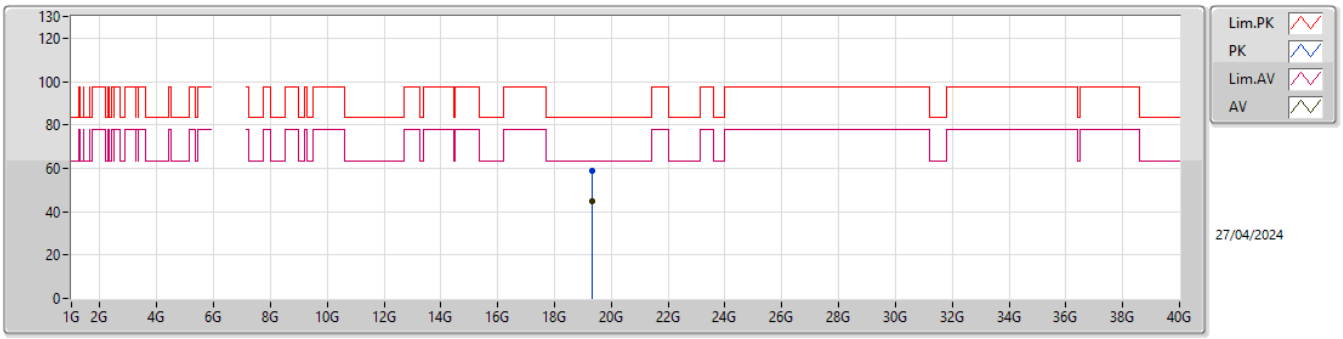

EUT Y_1TX
SET 25

Type	Freq	Level	Limit	Margin	Raw	Dist	Condition	Azimuth	Height	Comment	AF	CL	PA
	(Hz)	(dBuV/m)	(dBuV/m)	(dB)	(dBuV)	(m)		(°)	(m)		(dB)	(dB)	(dB)
PK	19.31215G	58.91	83.54	-24.63	55.28	1	Horizontal	41	1.77	25	37.95	15.23	49.55
AV	19.30528G	44.97	63.54	-18.57	41.31	1	Horizontal	41	1.77	25	37.98	15.23	49.55

6.425-6.525GHz_802.11be EHT20_Nss1,(MCS0)_1TX

6475MHz_TX

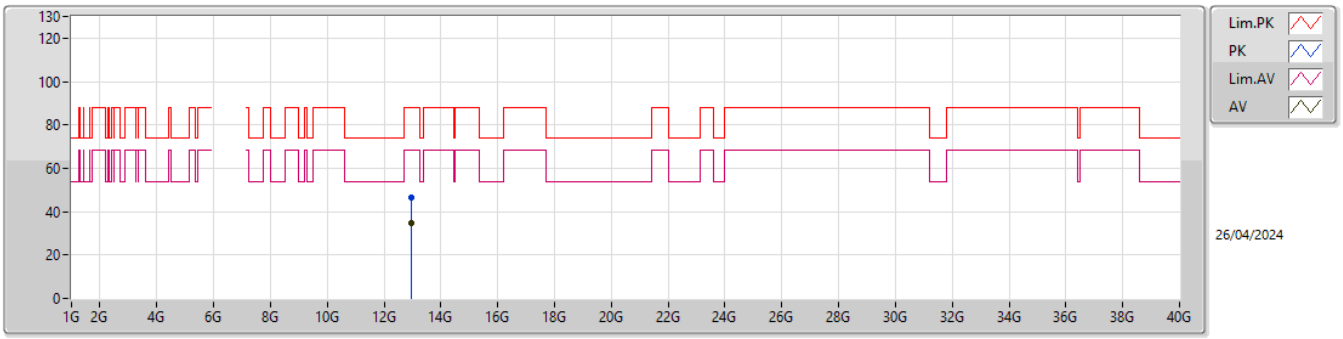

EUT Y_1TX
SET 25

Type	Freq	Level	Limit	Margin	Raw	Dist	Condition	Azimuth	Height	Comment	AF	CL	PA
	(Hz)	(dBuV/m)	(dBuV/m)	(dB)	(dBuV)	(m)		(°)	(m)		(dB)	(dB)	(dB)
PK	12.949G	46.28	88.20	-41.92	60.64	3	Vertical	7	1.80	25	39.40	11.48	65.24
RMS	12.94988G	34.86	68.20	-33.34	49.22	3	Vertical	7	1.80	25	39.40	11.48	65.24

6.425-6.525GHz_802.11be EHT20_Nss1,(MCS0)_1TX

6475MHz_TX

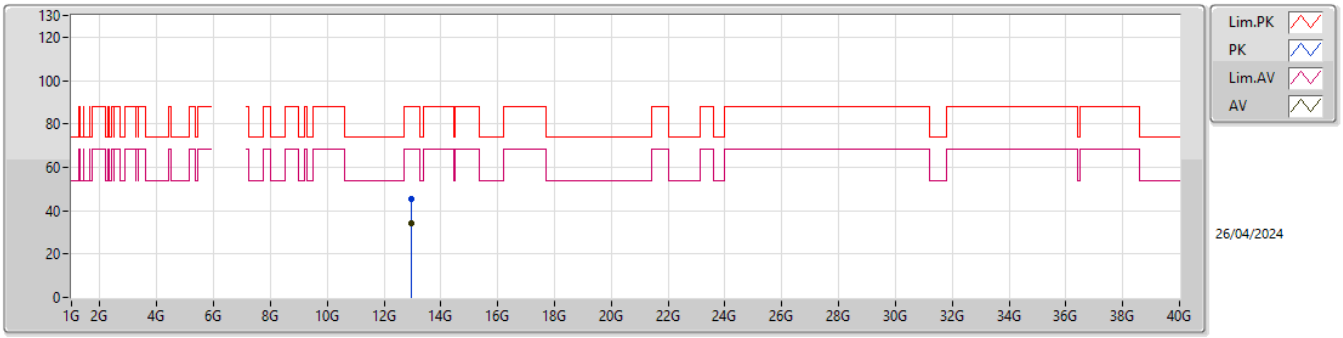

EUT Y_1TX
SET 25

Type	Freq	Level	Limit	Margin	Raw	Dist	Condition	Azimuth	Height	Comment	AF	CL	PA
	(Hz)	(dBuV/m)	(dBuV/m)	(dB)	(dBuV)	(m)		(°)	(m)		(dB)	(dB)	(dB)
PK	12.95739G	45.57	88.20	-42.63	59.96	3	Horizontal	360	1.80	25	39.37	11.48	65.24
RMS	12.94992G	33.97	68.20	-34.23	48.33	3	Horizontal	360	1.80	25	39.40	11.48	65.24

6.425-6.525GHz_802.11be EHT20_Nss1,(MCS0)_1TX

6475MHz_TX

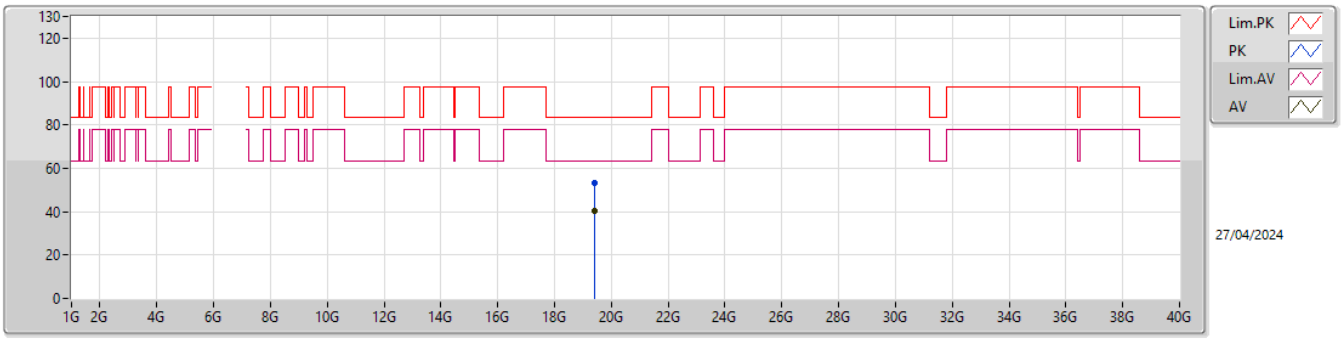

EUT Y_1TX
SET 25

Type	Freq	Level	Limit	Margin	Raw	Dist	Condition	Azimuth	Height	Comment	AF	CL	PA
	(Hz)	(dBuV/m)	(dBuV/m)	(dB)	(dBuV)	(m)		(°)	(m)		(dB)	(dB)	(dB)
PK	19.42892G	53.38	83.54	-30.16	49.90	1	Vertical	39	1.80	25	37.88	15.23	49.63
AV	19.42788G	40.43	63.54	-23.11	36.94	1	Vertical	39	1.80	25	37.89	15.23	49.63

6.425-6.525GHz_802.11be EHT20_Nss1,(MCS0)_1TX

6475MHz_TX

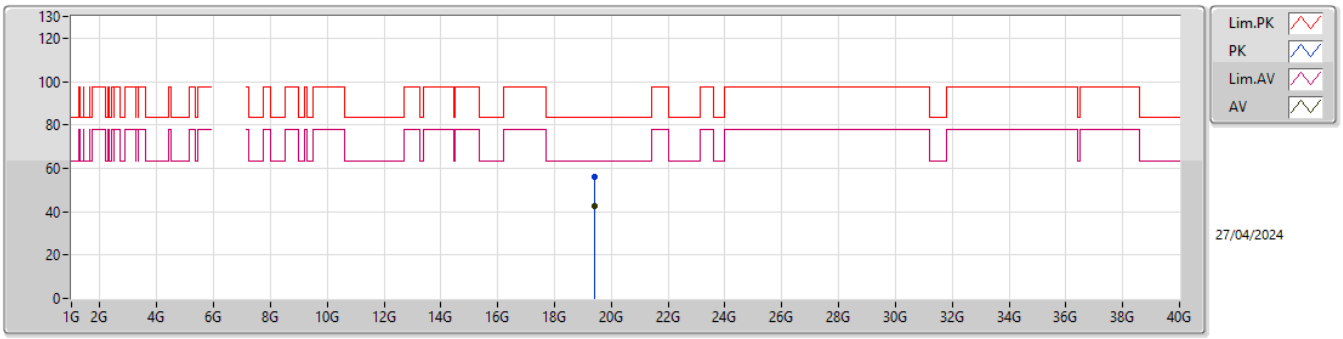

EUT Y_1TX
SET 25

Type	Freq	Level	Limit	Margin	Raw	Dist	Condition	Azimuth	Height	Comment	AF	CL	PA
	(Hz)	(dBuV/m)	(dBuV/m)	(dB)	(dBuV)	(m)		(°)	(m)		(dB)	(dB)	(dB)
PK	19.4212G	56.13	83.54	-27.41	52.61	1	Horizontal	360	1.80	25	37.92	15.23	49.63
AV	19.42452G	42.85	63.54	-20.69	39.35	1	Horizontal	360	1.80	25	37.90	15.23	49.63

6.425-6.525GHz_802.11be EHT20_Nss1,(MCS0)_1TX

6515MHz_TX

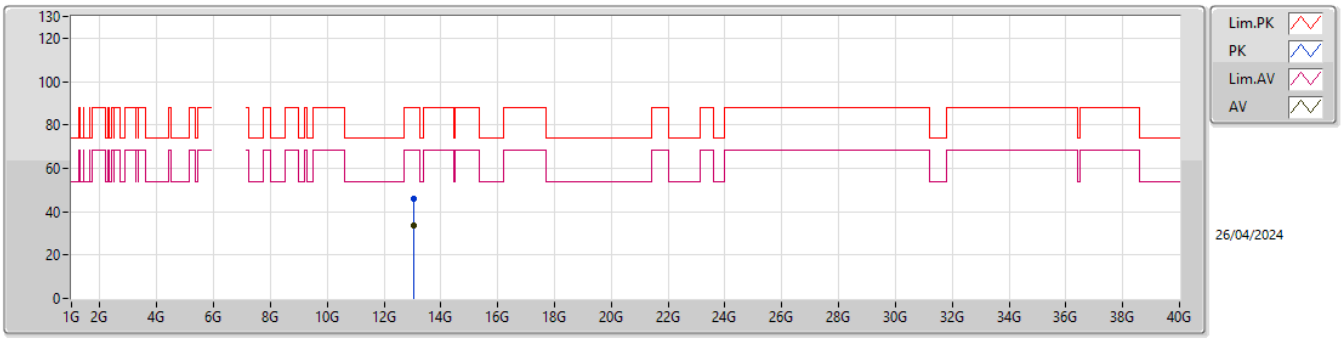

EUT Y_1TX
SET 25

Type	Freq	Level	Limit	Margin	Raw	Dist	Condition	Azimuth	Height	Comment	AF	CL	PA
	(Hz)	(dBuV/m)	(dBuV/m)	(dB)	(dBuV)	(m)		(°)	(m)		(dB)	(dB)	(dB)
PK	13.02988G	46.11	88.20	-42.09	60.69	3	Vertical	1	1.80	25	39.08	11.51	65.17
RMS	13.02992G	33.79	68.20	-34.41	48.37	3	Vertical	1	1.80	25	39.08	11.51	65.17

6.425-6.525GHz_802.11be EHT20_Nss1,(MCS0)_1TX

6515MHz_TX

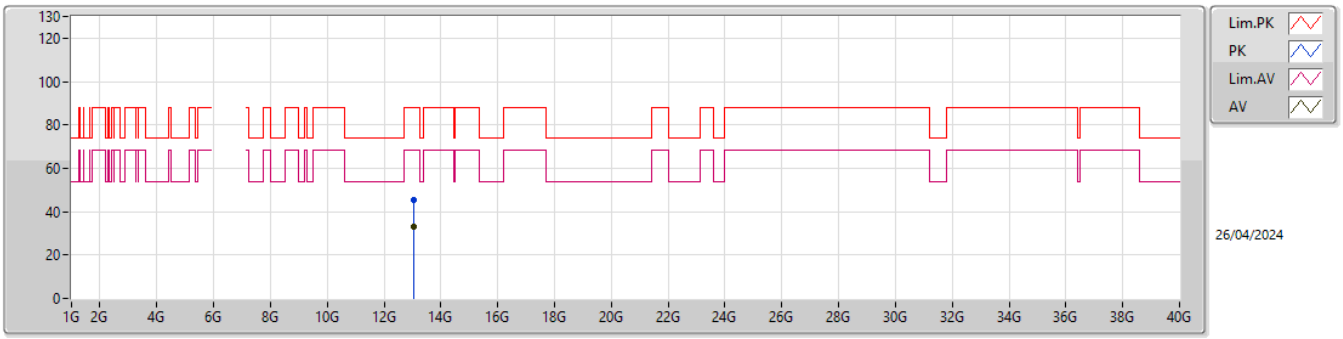

EUT Y_1TX
SET 25

Type	Freq	Level	Limit	Margin	Raw	Dist	Condition	Azimuth	Height	Comment	AF	CL	PA
	(Hz)	(dBuV/m)	(dBuV/m)	(dB)	(dBuV)	(m)		(°)	(m)		(dB)	(dB)	(dB)
PK	13.03771G	45.23	88.20	-42.97	59.83	3	Horizontal	201	1.80	25	39.05	11.51	65.16
RMS	13.0469G	33.25	68.20	-34.95	47.86	3	Horizontal	201	1.80	25	39.01	11.52	65.14

6.425-6.525GHz_802.11be EHT20_Nss1,(MCS0)_1TX

6515MHz_TX

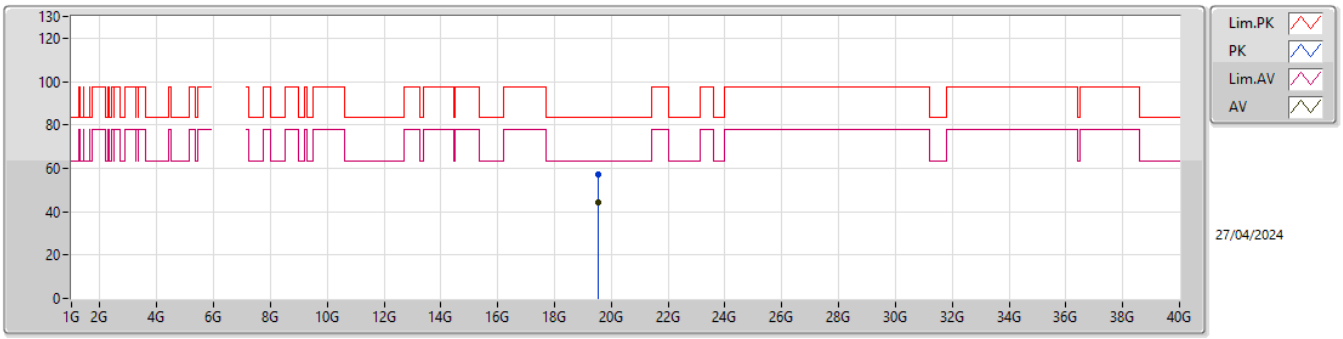

EUT Y_1TX
SET 25

Type	Freq	Level	Limit	Margin	Raw	Dist	Condition	Azimuth	Height	Comment	AF	CL	PA
	(Hz)	(dBuV/m)	(dBuV/m)	(dB)	(dBuV)	(m)		(°)	(m)		(dB)	(dB)	(dB)
PK	19.55291G	57.17	83.54	-26.37	53.51	1	Vertical	13	1.82	25	38.08	15.22	49.64
AV	19.54712G	44.35	63.54	-19.19	40.68	1	Vertical	13	1.82	25	38.09	15.22	49.64

6.425-6.525GHz_802.11be EHT20_Nss1,(MCS0)_1TX

6515MHz_TX

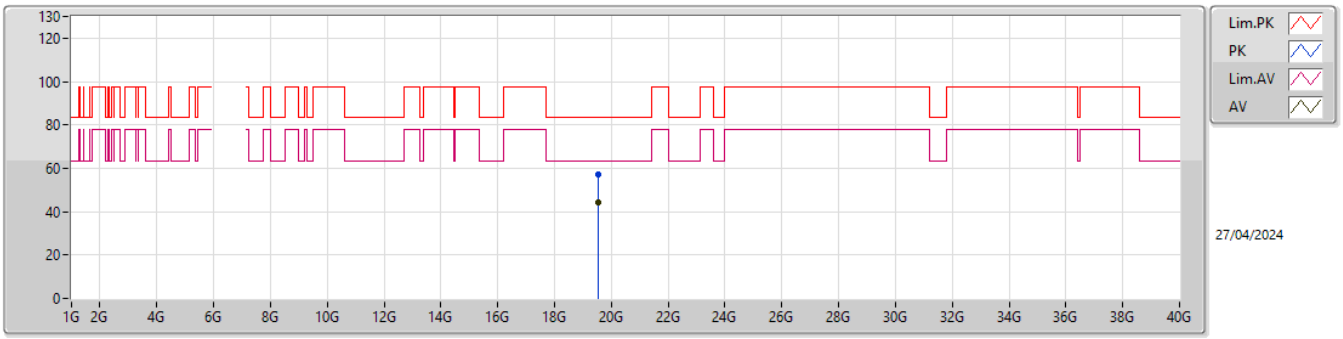

EUT Y_1TX
SET 25

Type	Freq	Level	Limit	Margin	Raw	Dist	Condition	Azimuth	Height	Comment	AF	CL	PA
	(Hz)	(dBuV/m)	(dBuV/m)	(dB)	(dBuV)	(m)		(°)	(m)		(dB)	(dB)	(dB)
PK	19.55871G	57.18	83.54	-26.36	53.54	1	Horizontal	346	1.75	25	38.05	15.22	49.63
AV	19.5494G	44.35	63.54	-19.19	40.67	1	Horizontal	346	1.75	25	38.10	15.22	49.64

6.525-6.875GHz_802.11be EHT20_Nss1,(MCS0)_1TX

6535MHz_TX

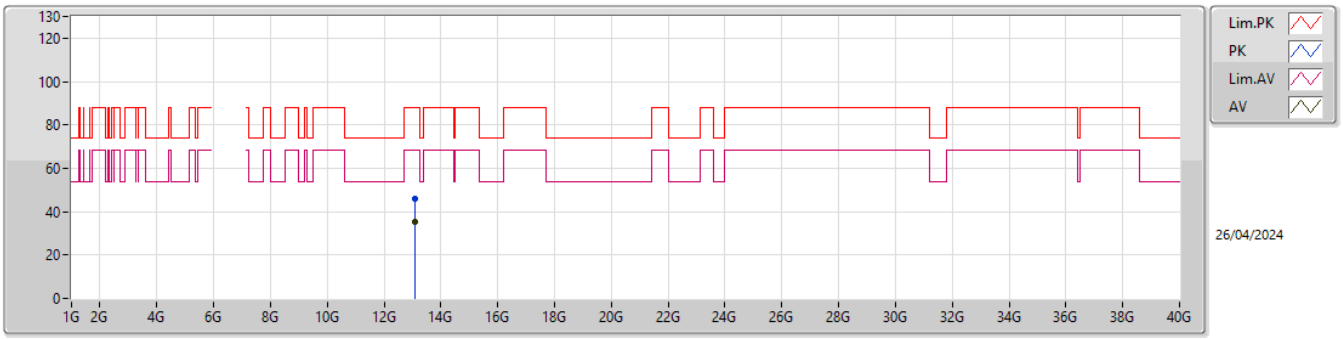

EUT Y_1TX
SET 25

Type	Freq	Level	Limit	Margin	Raw	Dist	Condition	Azimuth	Height	Comment	AF	CL	PA
	(Hz)	(dBuV/m)	(dBuV/m)	(dB)	(dBuV)	(m)		(°)	(m)		(dB)	(dB)	(dB)
PK	13.06968G	45.75	88.20	-42.45	60.23	3	Vertical	4	1.80	25	39.08	11.53	65.09
RMS	13.0698G	35.33	68.20	-32.87	49.81	3	Vertical	4	1.80	25	39.08	11.53	65.09

6.525-6.875GHz_802.11be EHT20_Nss1,(MCS0)_1TX

6535MHz_TX

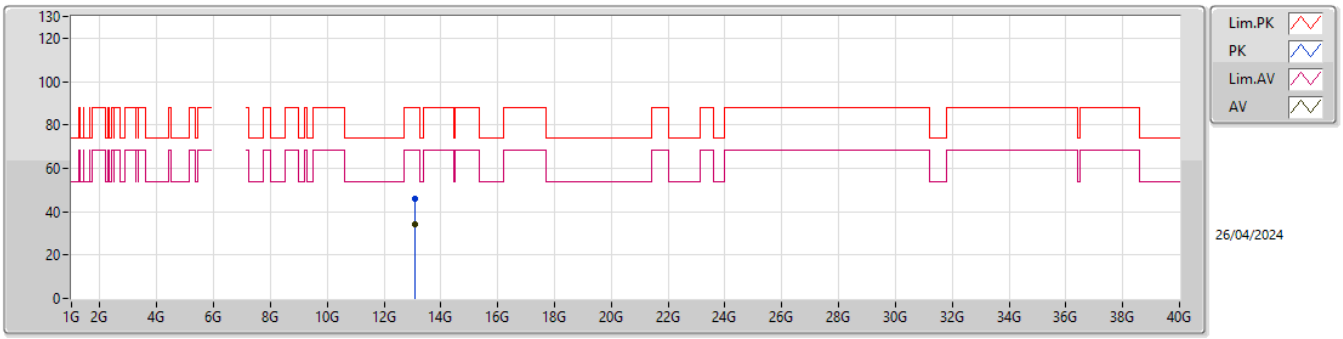

EUT Y_1TX
SET 25

Type	Freq	Level	Limit	Margin	Raw	Dist	Condition	Azimuth	Height	Comment	AF	CL	PA
	(Hz)	(dBuV/m)	(dBuV/m)	(dB)	(dBuV)	(m)		(°)	(m)		(dB)	(dB)	(dB)
PK	13.07052G	46.15	88.20	-42.05	60.63	3	Horizontal	1	1.80	25	39.08	11.53	65.09
RMS	13.07G	34.44	68.20	-33.76	48.92	3	Horizontal	1	1.80	25	39.08	11.53	65.09

6.525-6.875GHz_802.11be EHT20_Nss1,(MCS0)_1TX

6535MHz_TX

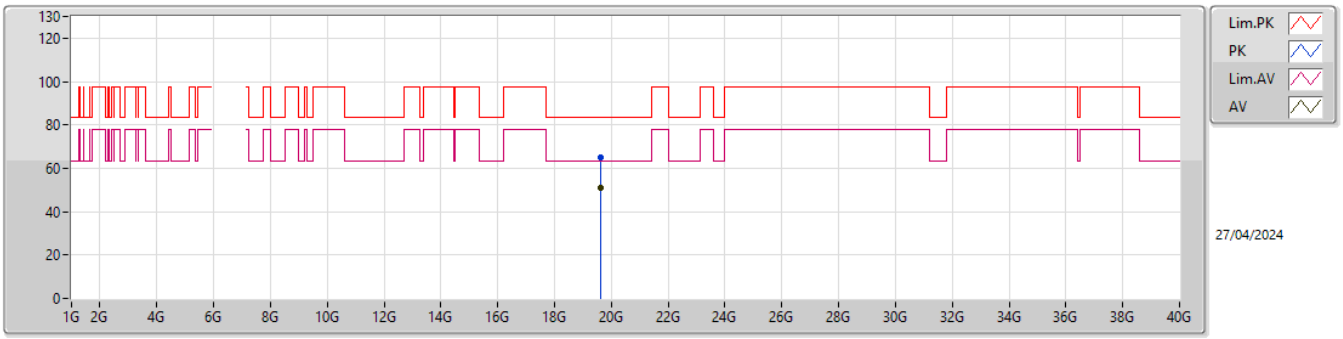

EUT Y_1TX
SET 25

Type	Freq	Level	Limit	Margin	Raw	Dist	Condition	Azimuth	Height	Comment	AF	CL	PA
	(Hz)	(dBuV/m)	(dBuV/m)	(dB)	(dBuV)	(m)		(°)	(m)		(dB)	(dB)	(dB)
PK	19.62019G	64.74	83.54	-18.80	61.18	1	Vertical	13	1.80	25	37.92	15.22	49.58
AV	19.61219G	50.72	63.54	-12.82	47.22	1	Vertical	13	1.80	25	37.87	15.22	49.59

6.525-6.875GHz_802.11be EHT20_Nss1,(MCS0)_1TX

6535MHz_TX

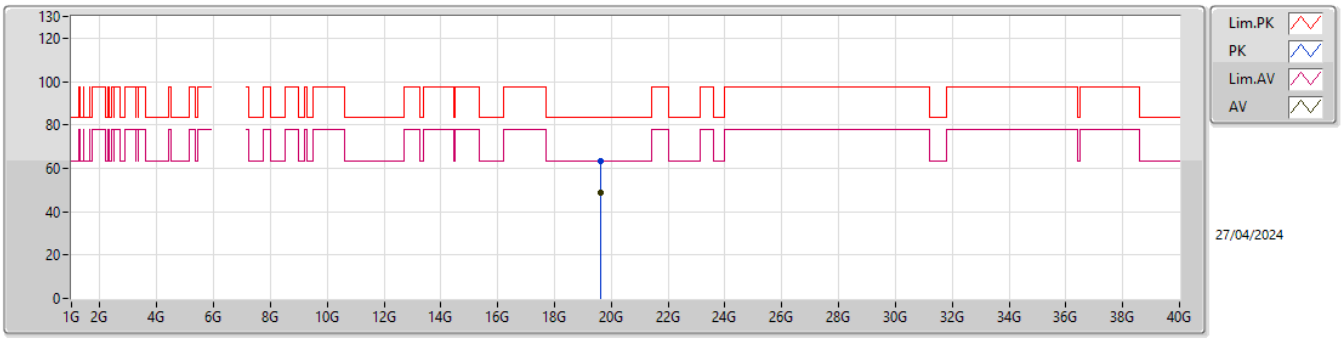

EUT Y_1TX
SET 25

Type	Freq	Level	Limit	Margin	Raw	Dist	Condition	Azimuth	Height	Comment	AF	CL	PA
	(Hz)	(dBuV/m)	(dBuV/m)	(dB)	(dBuV)	(m)		(°)	(m)		(dB)	(dB)	(dB)
PK	19.62294G	63.42	83.54	-20.12	59.84	1	Horizontal	345	1.76	25	37.94	15.22	49.58
AV	19.60868G	48.65	63.54	-14.89	45.17	1	Horizontal	345	1.76	25	37.85	15.22	49.59

6.525-6.875GHz_802.11be EHT20_Nss1,(MCS0)_1TX

6695MHz_TX

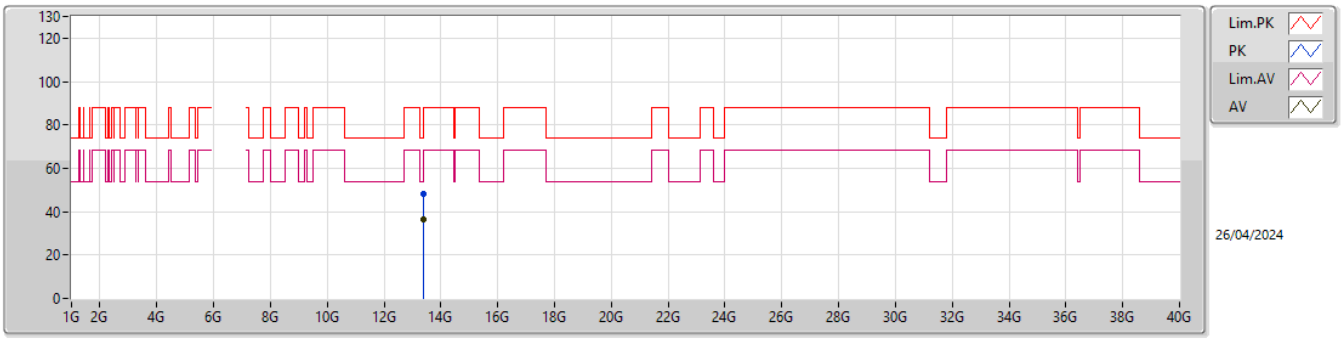

EUT Y_1TX
SET 25

Type	Freq	Level	Limit	Margin	Raw	Dist	Condition	Azimuth	Height	Comment	AF	CL	PA
	(Hz)	(dBuV/m)	(dBuV/m)	(dB)	(dBuV)	(m)		(°)	(m)		(dB)	(dB)	(dB)
PK	13.37214G	48.16	74.00	-25.84	61.29	3	Vertical	5	1.80	25	39.74	11.64	64.51
AV	13.38988G	36.53	54.00	-17.47	49.57	3	Vertical	5	1.80	25	39.78	11.65	64.47

6.525-6.875GHz_802.11be EHT20_Nss1,(MCS0)_1TX

6695MHz_TX

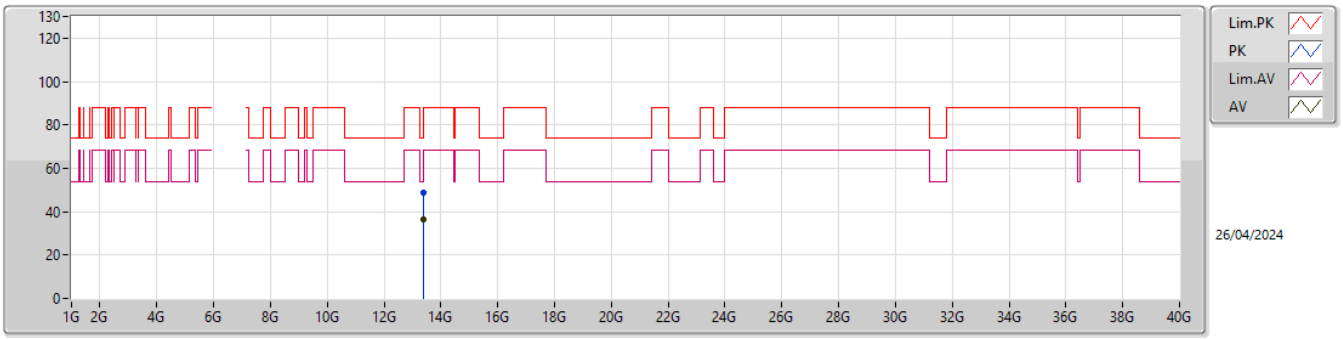

EUT Y_1TX
SET 25

Type	Freq	Level	Limit	Margin	Raw	Dist	Condition	Azimuth	Height	Comment	AF	CL	PA
	(Hz)	(dBuV/m)	(dBuV/m)	(dB)	(dBuV)	(m)		(°)	(m)		(dB)	(dB)	(dB)
PK	13.38265G	48.74	74.00	-25.26	61.81	3	Horizontal	360	1.80	25	39.77	11.65	64.49
AV	13.38157G	36.31	54.00	-17.69	49.40	3	Horizontal	360	1.80	25	39.76	11.64	64.49

6.525-6.875GHz_802.11be EHT20_Nss1,(MCS0)_1TX

6695MHz_TX

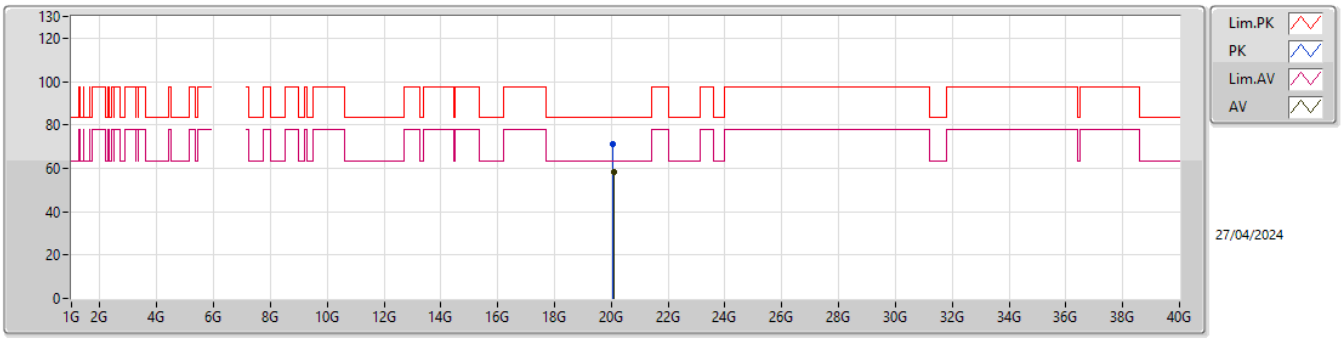

EUT Y_1TX
SET 25

Type	Freq	Level	Limit	Margin	Raw	Dist	Condition	Azimuth	Height	Comment	AF	CL	PA
	(Hz)	(dBuV/m)	(dBuV/m)	(dB)	(dBuV)	(m)		(°)	(m)		(dB)	(dB)	(dB)
PK	20.0693G	70.94	83.54	-12.60	67.15	1	Vertical	21	1.80	25	37.78	15.26	49.25
AV	20.08488G	58.08	63.54	-5.46	54.22	1	Vertical	21	1.80	25	37.84	15.27	49.25

6.525-6.875GHz_802.11be EHT20_Nss1,(MCS0)_1TX

6695MHz_TX

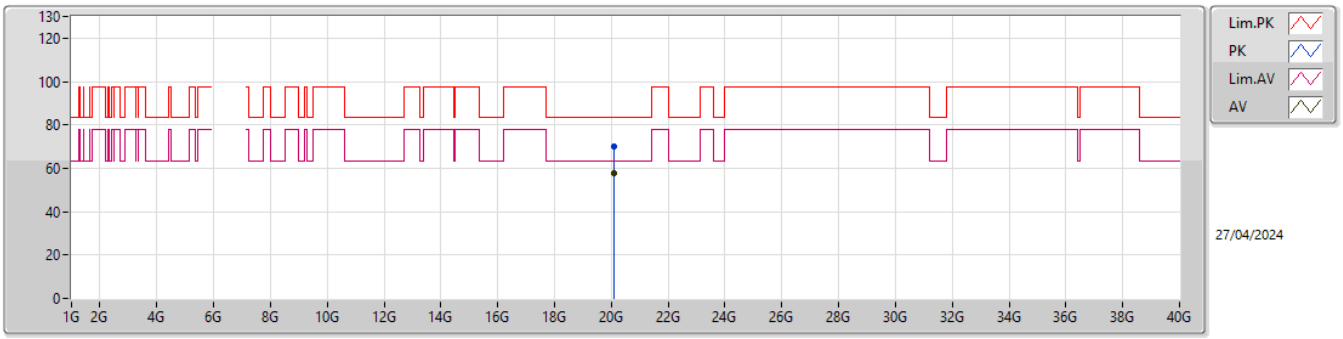

EUT Y_1TX
SET 25

Type	Freq	Level	Limit	Margin	Raw	Dist	Condition	Azimuth	Height	Comment	AF	CL	PA
	(Hz)	(dBuV/m)	(dBuV/m)	(dB)	(dBuV)	(m)		(°)	(m)		(dB)	(dB)	(dB)
PK	20.07425G	70.09	83.54	-13.45	66.28	1	Horizontal	19	1.80	25	37.80	15.26	49.25
AV	20.08496G	57.68	63.54	-5.86	53.82	1	Horizontal	19	1.80	25	37.84	15.27	49.25

6.525-6.875GHz_802.11be EHT20_Nss1,(MCS0)_1TX

6875MHz Straddle 6.525-6.875GHz_TX

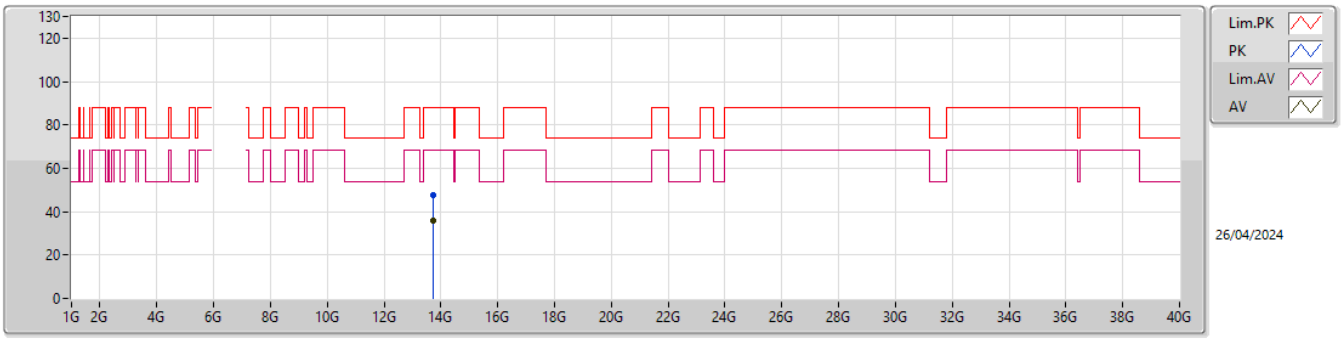

EUT Y_1TX
SET 25

Type	Freq	Level	Limit	Margin	Raw	Dist	Condition	Azimuth	Height	Comment	AF	CL	PA
	(Hz)	(dBuV/m)	(dBuV/m)	(dB)	(dBuV)	(m)		(°)	(m)		(dB)	(dB)	(dB)
PK	13.74972G	47.59	88.20	-40.61	59.97	3	Vertical	12	1.80	25	40.20	11.78	64.36
RMS	13.74992G	35.96	68.20	-32.24	48.34	3	Vertical	12	1.80	25	40.20	11.78	64.36

6.525-6.875GHz_802.11be EHT20_Nss1,(MCS0)_1TX

6875MHz Straddle 6.525-6.875GHz_TX

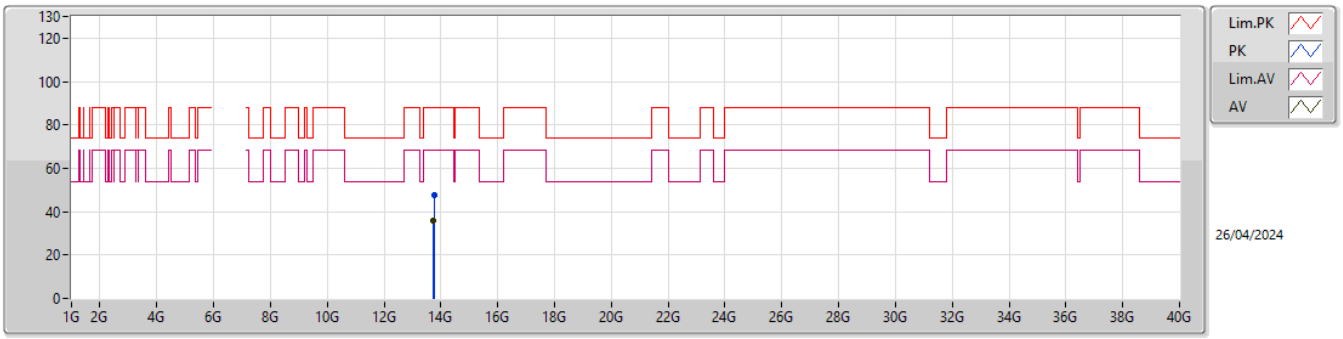

EUT Y_1TX
SET 25

Type	Freq	Level	Limit	Margin	Raw	Dist	Condition	Azimuth	Height	Comment	AF	CL	PA
	(Hz)	(dBuV/m)	(dBuV/m)	(dB)	(dBuV)	(m)		(°)	(m)		(dB)	(dB)	(dB)
PK	13.76574G	47.49	88.20	-40.71	59.87	3	Horizontal	259	1.80	25	40.20	11.79	64.37
RMS	13.7313G	35.59	68.20	-32.61	48.00	3	Horizontal	259	1.80	25	40.16	11.78	64.35

6.525-6.875GHz_802.11be EHT20_Nss1,(MCS0)_1TX

6875MHz Straddle 6.525-6.875GHz_TX

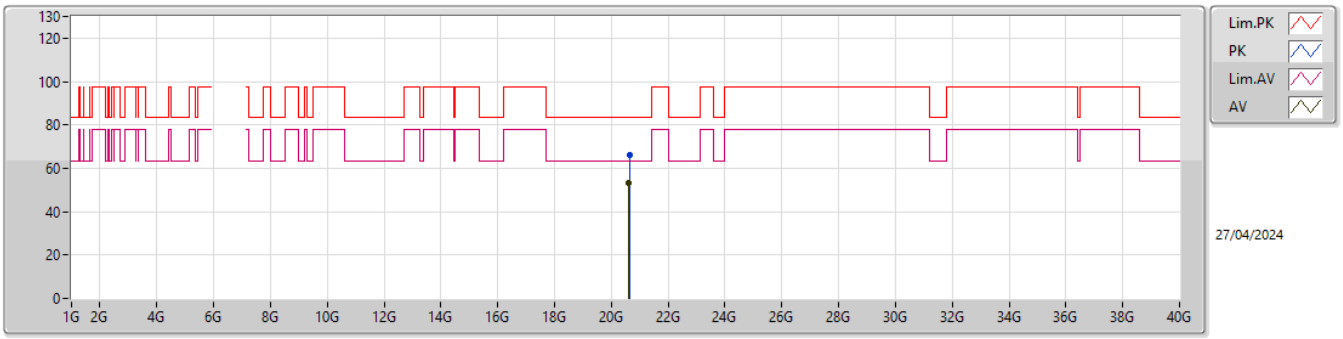

EUT Y_1TX
SET 25

Type	Freq	Level	Limit	Margin	Raw	Dist	Condition	Azimuth	Height	Comment	AF	CL	PA
	(Hz)	(dBuV/m)	(dBuV/m)	(dB)	(dBuV)	(m)		(°)	(m)		(dB)	(dB)	(dB)
PK	20.63451G	65.96	83.54	-17.58	61.39	1	Vertical	20	1.78	25	37.93	15.71	49.07
AV	20.62484G	53.02	63.54	-10.52	48.45	1	Vertical	20	1.78	25	37.95	15.70	49.08

6.525-6.875GHz_802.11be EHT20_Nss1,(MCS0)_1TX

6875MHz Straddle 6.525-6.875GHz_TX

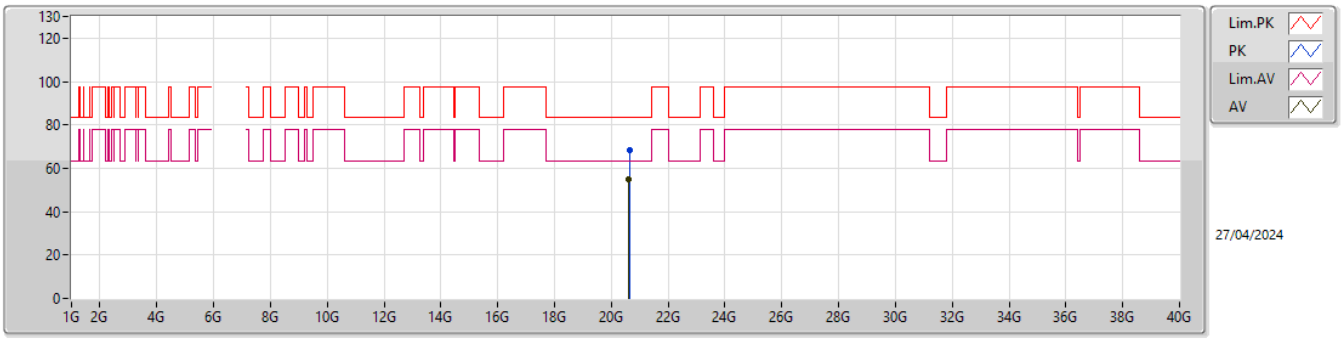

EUT Y_1TX
SET 25

Type	Freq	Level	Limit	Margin	Raw	Dist	Condition	Azimuth	Height	Comment	AF	CL	PA
	(Hz)	(dBuV/m)	(dBuV/m)	(dB)	(dBuV)	(m)		(°)	(m)		(dB)	(dB)	(dB)
PK	20.62896G	68.60	83.54	-14.94	64.03	1	Horizontal	17	1.91	25	37.94	15.70	49.07
AV	20.62732G	55.15	63.54	-8.39	50.57	1	Horizontal	17	1.91	25	37.95	15.70	49.07

6.875-7.125GHz_802.11be EHT20_Nss1,(MCS0)_1TX

6895MHz_TX

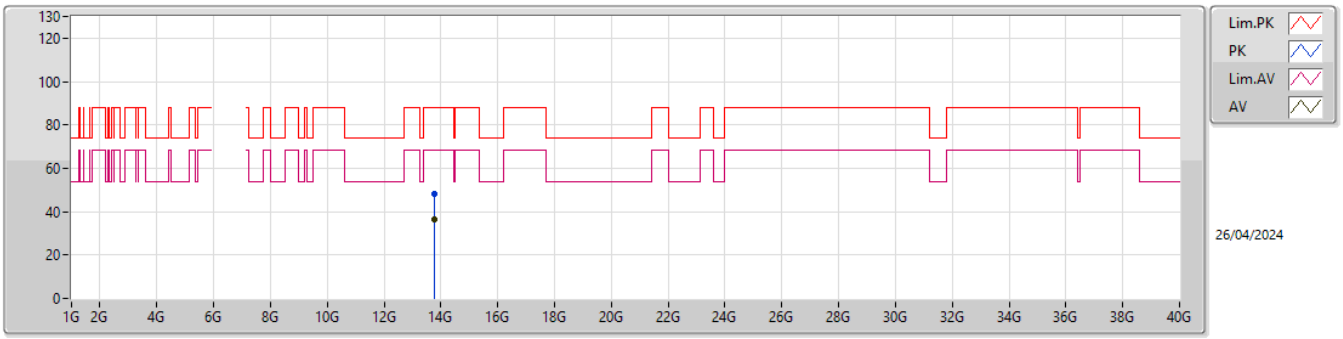

EUT Y_1TX
SET 25

Type	Freq	Level	Limit	Margin	Raw	Dist	Condition	Azimuth	Height	Comment	AF	CL	PA
	(Hz)	(dBuV/m)	(dBuV/m)	(dB)	(dBuV)	(m)		(°)	(m)		(dB)	(dB)	(dB)
PK	13.7886G	48.30	88.20	-39.90	60.68	3	Vertical	360	1.80	25	40.20	11.80	64.38
RMS	13.78992G	36.42	68.20	-31.78	48.80	3	Vertical	360	1.80	25	40.20	11.80	64.38

6.875-7.125GHz_802.11be EHT20_Nss1,(MCS0)_1TX

6895MHz_TX

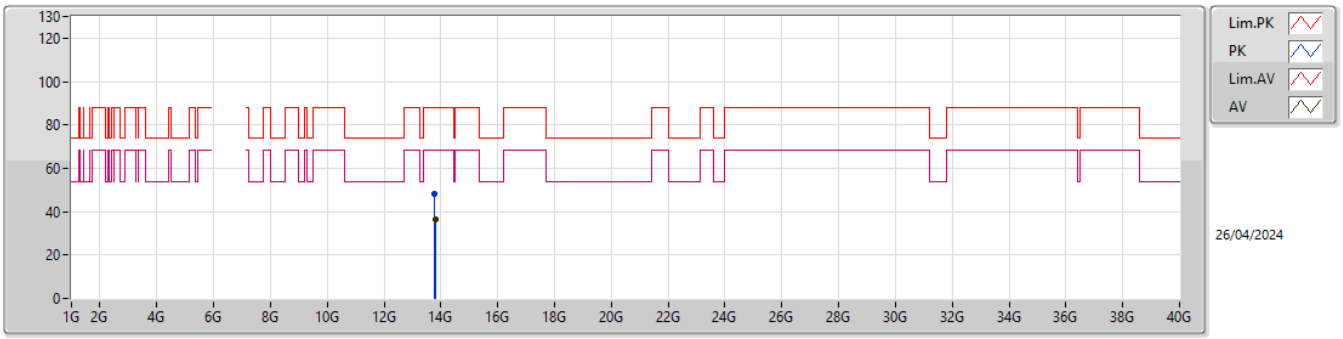

EUT Y_1TX
SET 25

Type	Freq	Level	Limit	Margin	Raw	Dist	Condition	Azimuth	Height	Comment	AF	CL	PA
	(Hz)	(dBuV/m)	(dBuV/m)	(dB)	(dBuV)	(m)		(°)	(m)		(dB)	(dB)	(dB)
PK	13.7721G	48.07	88.20	-40.13	60.45	3	Horizontal	97	1.80	25	40.20	11.79	64.37
RMS	13.80938G	36.19	68.20	-32.01	48.54	3	Horizontal	97	1.80	25	40.22	11.81	64.38

6.875-7.125GHz_802.11be EHT20_Nss1,(MCS0)_1TX

6895MHz_TX

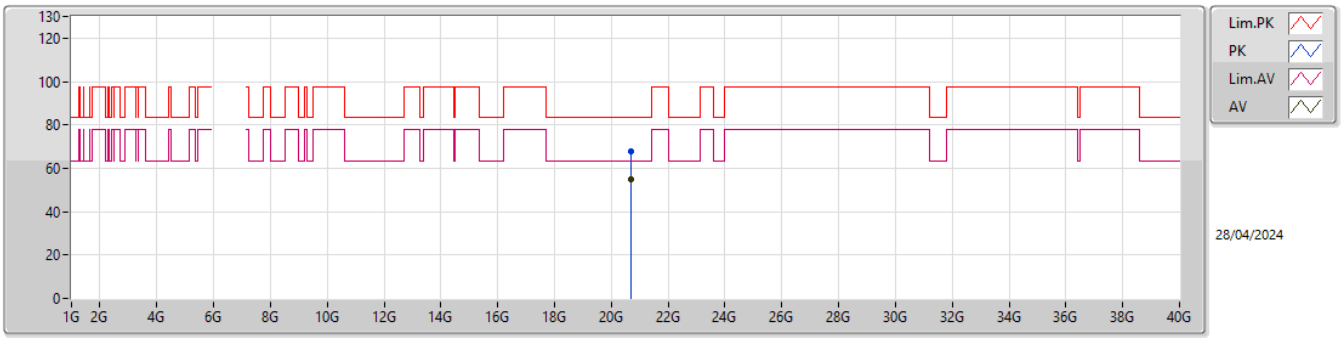

EUT Y_1TX
SET 25

Type	Freq	Level	Limit	Margin	Raw	Dist	Condition	Azimuth	Height	Comment	AF	CL	PA
	(Hz)	(dBuV/m)	(dBuV/m)	(dB)	(dBuV)	(m)		(°)	(m)		(dB)	(dB)	(dB)
PK	20.67525G	67.85	83.54	-15.69	63.26	1	Vertical	20	1.80	25	37.90	15.74	49.05
AV	20.6834G	54.84	63.54	-8.70	50.23	1	Vertical	20	1.80	25	37.90	15.75	49.04

6.875-7.125GHz_802.11be EHT20_Nss1,(MCS0)_1TX

6895MHz_TX

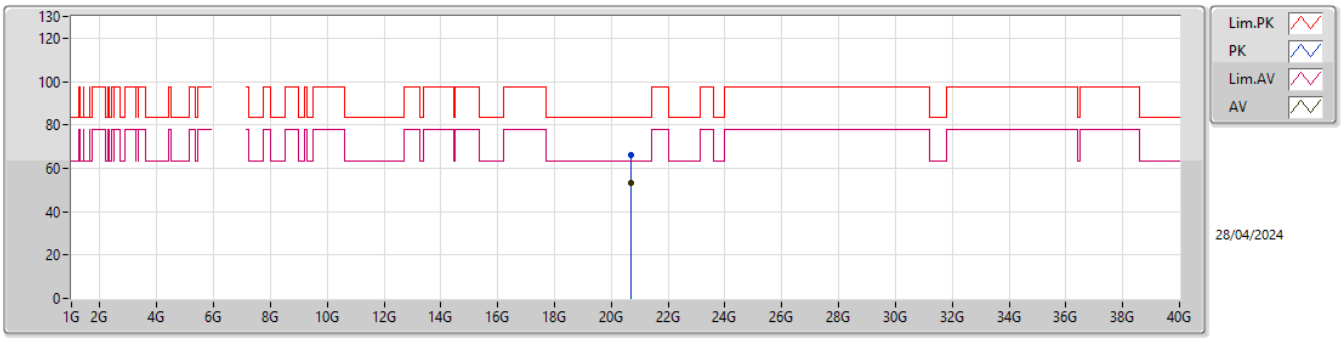

EUT Y_1TX
SET 25

Type	Freq	Level	Limit	Margin	Raw	Dist	Condition	Azimuth	Height	Comment	AF	CL	PA
	(Hz)	(dBuV/m)	(dBuV/m)	(dB)	(dBuV)	(m)		(°)	(m)		(dB)	(dB)	(dB)
PK	20.68452G	66.28	83.54	-17.26	61.67	1	Horizontal	19	1.80	25	37.90	15.75	49.04
AV	20.68484G	53.35	63.54	-10.19	48.74	1	Horizontal	19	1.80	25	37.90	15.75	49.04

6.875-7.125GHz_802.11be EHT20_Nss1,(MCS0)_1TX

6995MHz_TX

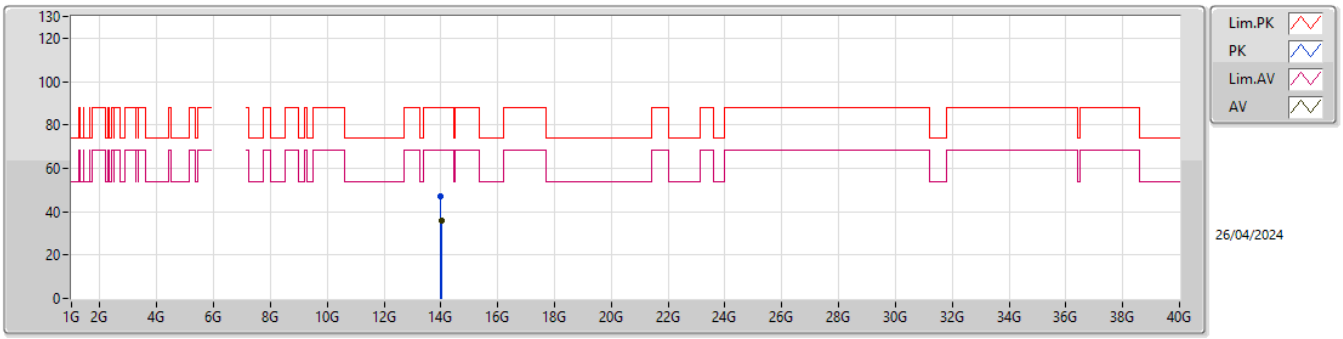

EUT Y_1TX
SET 25

Type	Freq	Level	Limit	Margin	Raw	Dist	Condition	Azimuth	Height	Comment	AF	CL	PA
	(Hz)	(dBuV/m)	(dBuV/m)	(dB)	(dBuV)	(m)		(°)	(m)		(dB)	(dB)	(dB)
PK	14.00678G	47.30	88.20	-40.90	58.96	3	Vertical	360	1.80	25	40.91	11.88	64.45
RMS	14.0081G	35.70	68.20	-32.50	47.34	3	Vertical	360	1.80	25	40.92	11.88	64.44

6.875-7.125GHz_802.11be EHT20_Nss1,(MCS0)_1TX

6995MHz_TX

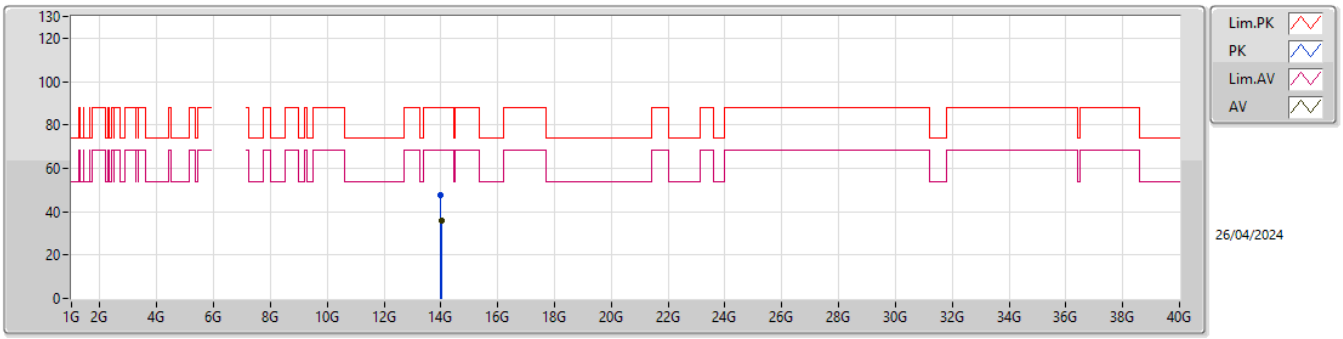

EUT Y_1TX
SET 25

Type	Freq	Level	Limit	Margin	Raw	Dist	Condition	Azimuth	Height	Comment	AF	CL	PA
	(Hz)	(dBuV/m)	(dBuV/m)	(dB)	(dBuV)	(m)		(°)	(m)		(dB)	(dB)	(dB)
PK	14.00626G	47.85	88.20	-40.35	59.51	3	Horizontal	17	1.80	25	40.91	11.88	64.45
RMS	14.00834G	35.95	68.20	-32.25	47.59	3	Horizontal	17	1.80	25	40.92	11.88	64.44

6.875-7.125GHz_802.11be EHT20_Nss1,(MCS0)_1TX

6995MHz_TX

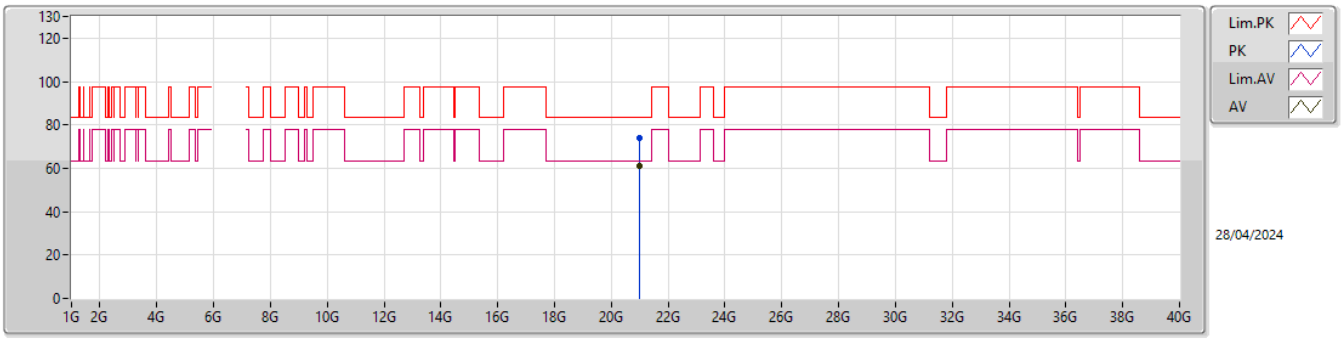

EUT Y_1TX
SET 25

Type	Freq	Level	Limit	Margin	Raw	Dist	Condition	Azimuth	Height	Comment	AF	CL	PA
	(Hz)	(dBuV/m)	(dBuV/m)	(dB)	(dBuV)	(m)		(°)	(m)		(dB)	(dB)	(dB)
PK	20.98108G	73.71	83.54	-9.83	68.64	1	Vertical	18	1.72	25	37.98	15.98	48.89
AV	20.988G	61.18	63.54	-2.36	56.13	1	Vertical	18	1.72	25	37.95	15.99	48.89

6.875-7.125GHz_802.11be EHT20_Nss1,(MCS0)_1TX

6995MHz_TX

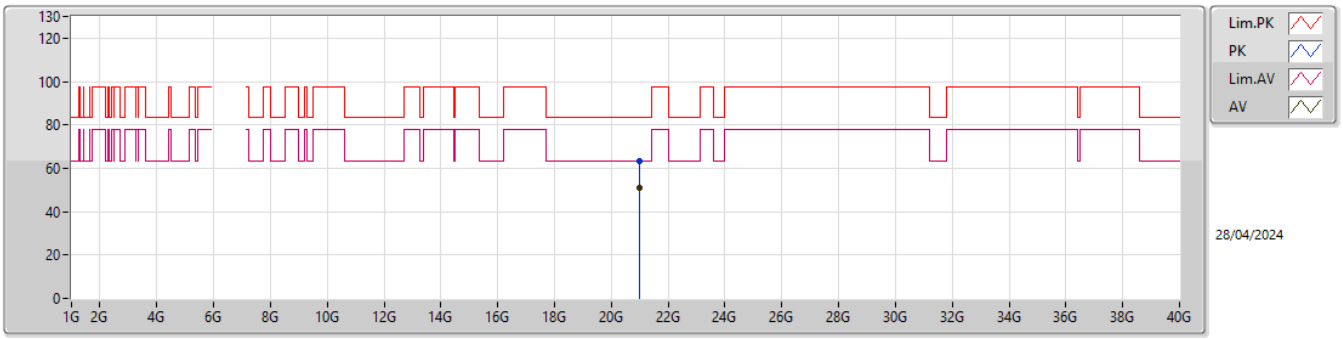

EUT Y_1TX
SET 25

Type	Freq	Level	Limit	Margin	Raw	Dist	Condition	Azimuth	Height	Comment	AF	CL	PA
	(Hz)	(dBuV/m)	(dBuV/m)	(dB)	(dBuV)	(m)		(°)	(m)		(dB)	(dB)	(dB)
PK	20.98612G	63.28	83.54	-20.26	58.22	1	Horizontal	343	1.80	25	37.96	15.99	48.89
AV	20.98856G	51.27	63.54	-12.27	46.22	1	Horizontal	343	1.80	25	37.95	15.99	48.89

6.875-7.125GHz_802.11be EHT20_Nss1,(MCS0)_1TX

7095MHz_TX

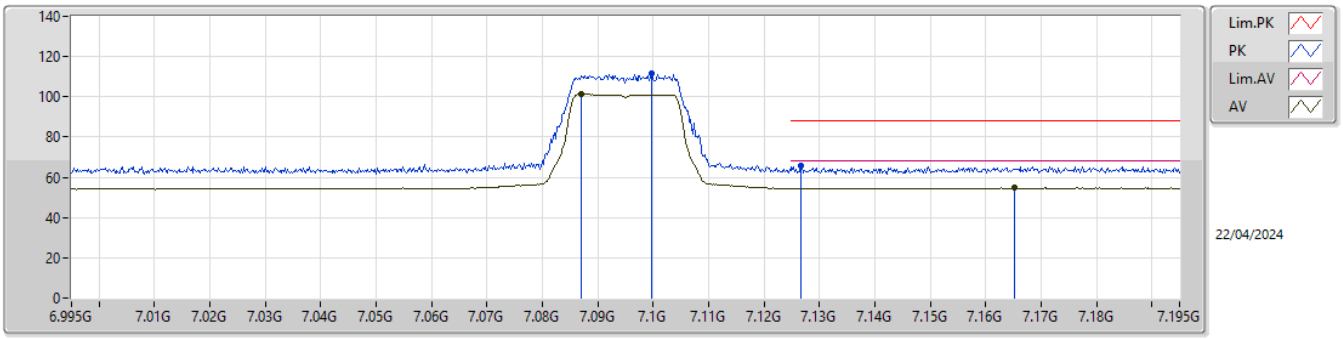

EUT Y_1TX
SET 13

Type	Freq	Level	Limit	Margin	Raw	Dist	Condition	Azimuth	Height	Comment	AF	CL	PA
	(Hz)	(dBuV/m)	(dBuV/m)	(dB)	(dBuV)	(m)		(°)	(m)		(dB)	(dB)	(dB)
PK	7.0998G	111.36	Inf	-Inf	100.27	3	Vertical	68	2.65	-	35.60	8.53	33.04
RMS	7.087G	101.23	Inf	-Inf	90.22	3	Vertical	68	2.65	-	35.52	8.53	33.04
PK	7.1266G	65.62	88.20	-22.58	54.39	3	Vertical	68	2.65	-	35.76	8.52	33.05
RMS	7.1652G	54.69	68.20	-13.51	43.29	3	Vertical	68	2.65	-	35.96	8.50	33.06

6.875-7.125GHz_802.11be EHT20_Nss1,(MCS0)_1TX

7095MHz_TX

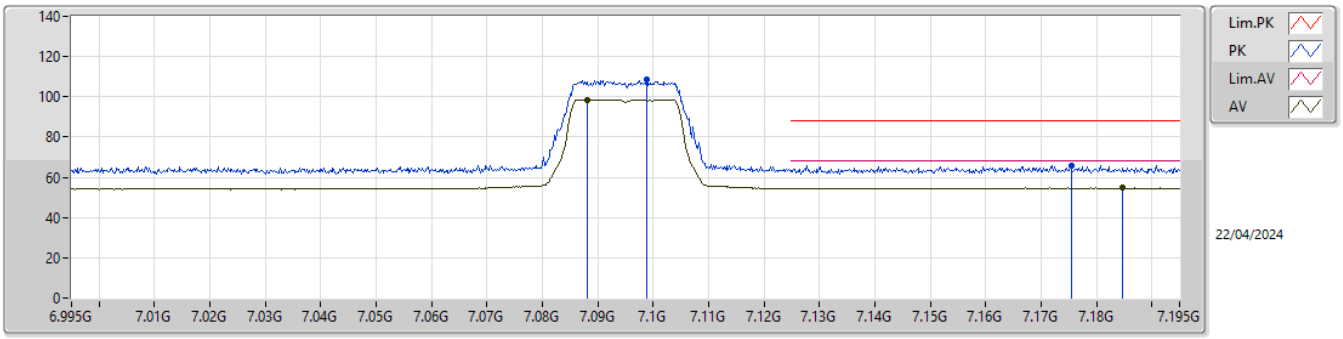

EUT Y_1TX
SET 13

Type	Freq	Level	Limit	Margin	Raw	Dist	Condition	Azimuth	Height	Comment	AF	CL	PA
	(Hz)	(dBuV/m)	(dBuV/m)	(dB)	(dBuV)	(m)		(°)	(m)		(dB)	(dB)	(dB)
PK	7.0988G	108.85	Inf	-Inf	97.77	3	Horizontal	349	2.85	-	35.59	8.53	33.04
RMS	7.088G	98.54	Inf	-Inf	87.52	3	Horizontal	349	2.85	-	35.53	8.53	33.04
PK	7.1754G	66.07	88.20	-22.13	54.63	3	Horizontal	349	2.85	-	36.00	8.50	33.06
RMS	7.1846G	54.70	68.20	-13.50	43.23	3	Horizontal	349	2.85	-	36.04	8.50	33.07

6.875-7.125GHz_802.11be EHT20_Nss1,(MCS0)_1TX

7095MHz_TX

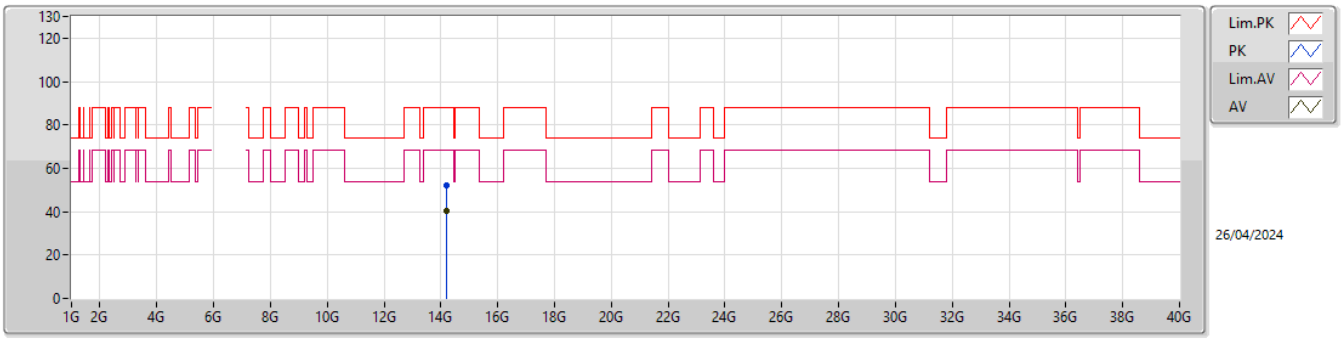

EUT Y_1TX
SET 25

Type	Freq	Level	Limit	Margin	Raw	Dist	Condition	Azimuth	Height	Comment	AF	CL	PA
	(Hz)	(dBuV/m)	(dBuV/m)	(dB)	(dBuV)	(m)		(°)	(m)		(dB)	(dB)	(dB)
PK	14.18844G	51.86	88.20	-36.34	62.46	3	Vertical	338	1.80	25	41.48	11.97	64.05
RMS	14.19004G	40.37	68.20	-27.83	50.97	3	Vertical	338	1.80	25	41.48	11.97	64.05

6.875-7.125GHz_802.11be EHT20_Nss1,(MCS0)_1TX

7095MHz_TX

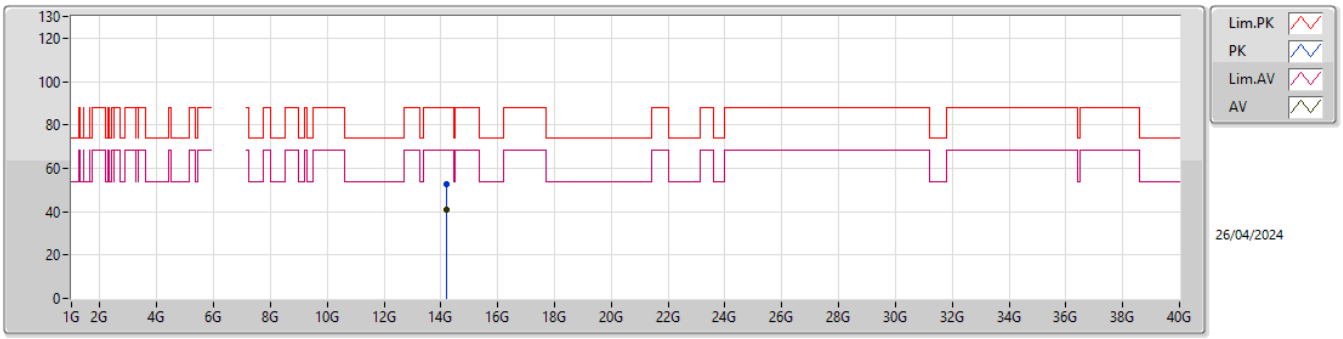

EUT Y_1TX
SET 25

Type	Freq	Level	Limit	Margin	Raw	Dist	Condition	Azimuth	Height	Comment	AF	CL	PA
	(Hz)	(dBuV/m)	(dBuV/m)	(dB)	(dBuV)	(m)		(°)	(m)		(dB)	(dB)	(dB)
PK	14.19316G	52.42	88.20	-35.78	63.00	3	Horizontal	40	1.80	25	41.49	11.97	64.04
RMS	14.19116G	40.84	68.20	-27.36	51.43	3	Horizontal	40	1.80	25	41.48	11.97	64.04

6.875-7.125GHz_802.11be EHT20_Nss1,(MCS0)_1TX

7095MHz_TX

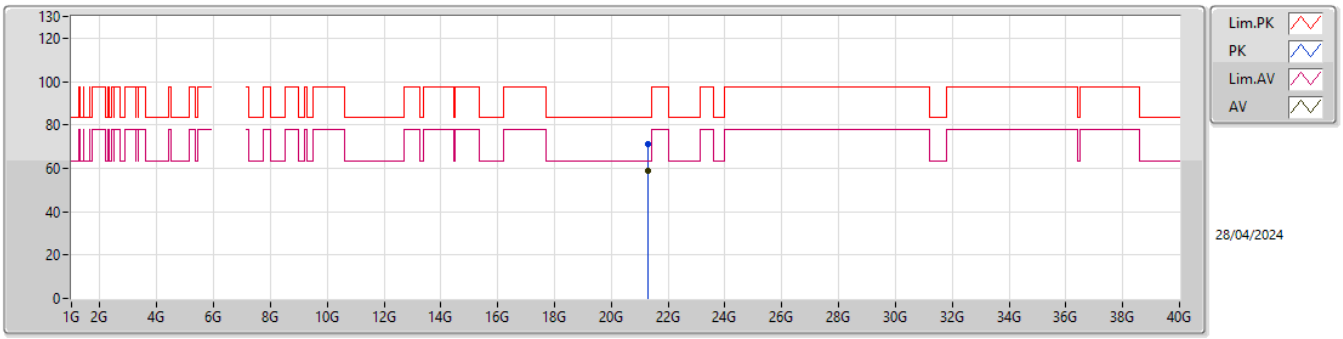

EUT Y_1TX
SET 25

Type	Freq	Level	Limit	Margin	Raw	Dist	Condition	Azimuth	Height	Comment	AF	CL	PA
	(Hz)	(dBuV/m)	(dBuV/m)	(dB)	(dBuV)	(m)		(°)	(m)		(dB)	(dB)	(dB)
PK	21.28304G	70.92	83.54	-12.62	65.28	1	Vertical	343	1.80	25	38.26	16.23	48.85
AV	21.28428G	58.97	63.54	-4.57	53.32	1	Vertical	343	1.80	25	38.27	16.23	48.85

6.875-7.125GHz_802.11be EHT20_Nss1,(MCS0)_1TX

7095MHz_TX

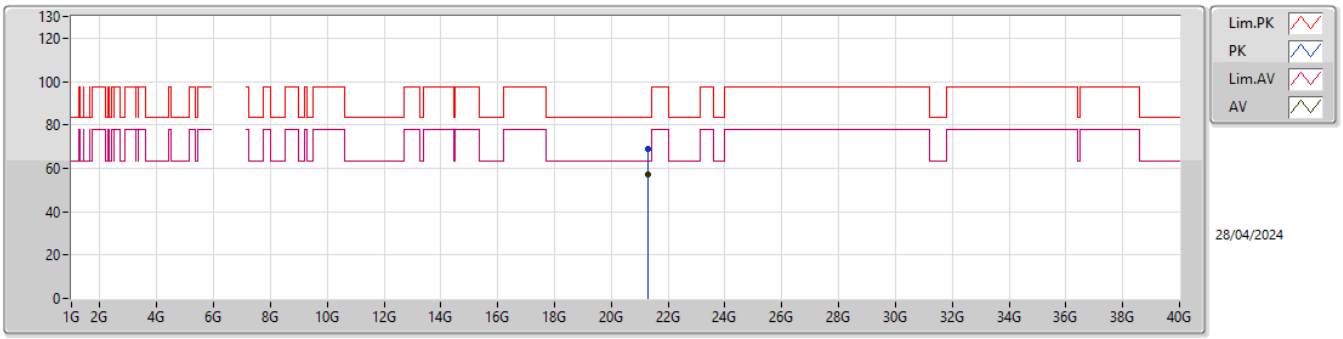

EUT Y_1TX
SET 25

Type	Freq	Level	Limit	Margin	Raw	Dist	Condition	Azimuth	Height	Comment	AF	CL	PA
	(Hz)	(dBuV/m)	(dBuV/m)	(dB)	(dBuV)	(m)		(°)	(m)		(dB)	(dB)	(dB)
PK	21.27837G	69.12	83.54	-14.42	63.52	1	Horizontal	63	1.80	25	38.23	16.22	48.85
AV	21.28548G	57.11	63.54	-6.43	51.45	1	Horizontal	63	1.80	25	38.28	16.23	48.85

6.875-7.125GHz_802.11be EHT20_Nss1,(MCS0)_1TX

7115MHz_TX

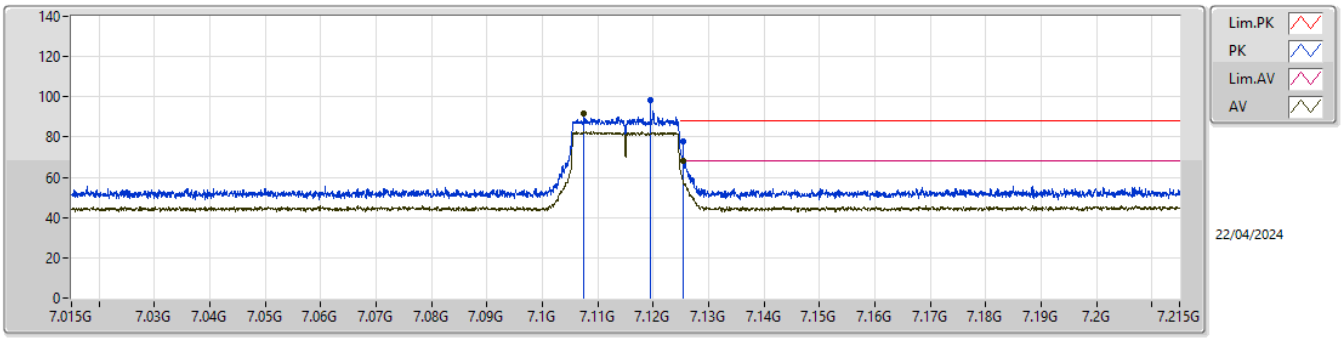

EUT Y_1TX
SET 2.5

Type	Freq	Level	Limit	Margin	Raw	Dist	Condition	Azimuth	Height	Comment	AF	CL	PA
	(Hz)	(dBuV/m)	(dBuV/m)	(dB)	(dBuV)	(m)		(°)	(m)		(dB)	(dB)	(dB)
PK	7.1195G	98.11	Inf	-Inf	86.92	3	Vertical	68.7	2.64	BP 1MHz	35.72	8.52	33.05
RMS	7.1075G	91.79	Inf	-Inf	80.67	3	Vertical	68.7	2.64	BP 1MHz	35.64	8.52	33.04
PK	7.1255G	77.86	88.20	-10.34	66.64	3	Vertical	68.7	2.64	BP 1MHz	35.75	8.52	33.05
RMS	7.1255G	67.98	68.20	-0.22	56.76	3	Vertical	68.7	2.64	BP 1MHz	35.75	8.52	33.05

6.875-7.125GHz_802.11be EHT20_Nss1,(MCS0)_1TX

7115MHz_TX

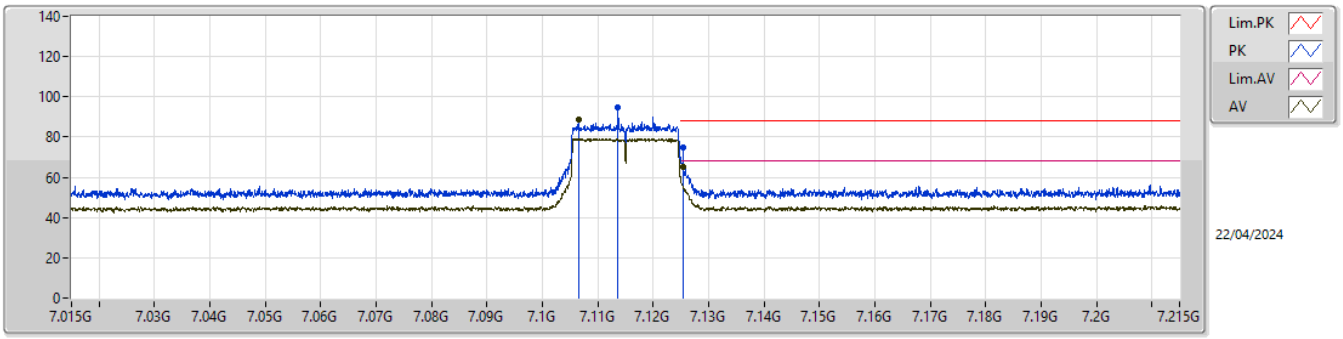

EUT Y_1TX
SET 2.5

Type	Freq	Level	Limit	Margin	Raw	Dist	Condition	Azimuth	Height	Comment	AF	CL	PA
	(Hz)	(dBuV/m)	(dBuV/m)	(dB)	(dBuV)	(m)		(°)	(m)		(dB)	(dB)	(dB)
PK	7.1135G	94.93	Inf	-Inf	83.77	3	Horizontal	352	2.87	BP 1MHz	35.68	8.52	33.04
RMS	7.1065G	88.55	Inf	-Inf	77.43	3	Horizontal	352	2.87	BP 1MHz	35.64	8.52	33.04
PK	7.1255G	74.94	88.20	-13.26	63.72	3	Horizontal	352	2.87	BP 1MHz	35.75	8.52	33.05
RMS	7.1255G	65.09	68.20	-3.11	53.87	3	Horizontal	352	2.87	BP 1MHz	35.75	8.52	33.05

6.875-7.125GHz_802.11be EHT20_Nss1,(MCS0)_1TX

7115MHz_TX

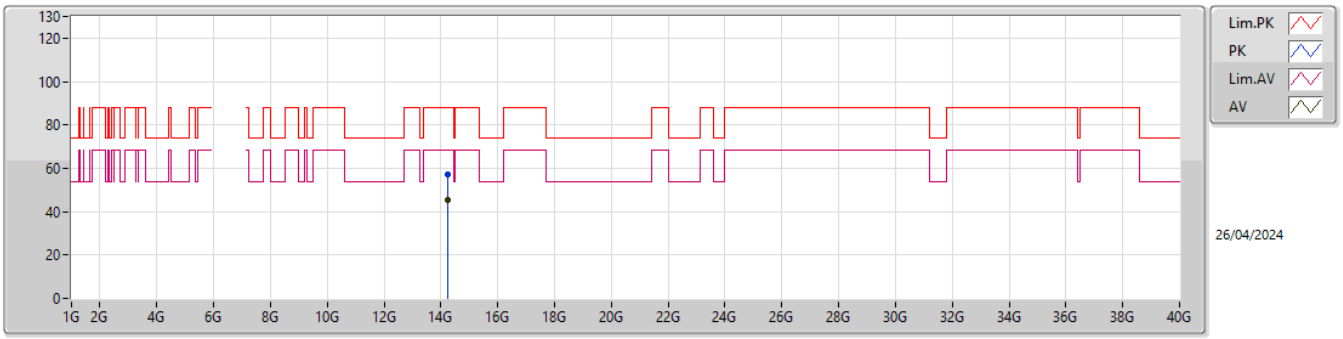

EUT Y_1TX
SET 25

Type	Freq	Level	Limit	Margin	Raw	Dist	Condition	Azimuth	Height	Comment	AF	CL	PA
	(Hz)	(dBuV/m)	(dBuV/m)	(dB)	(dBuV)	(m)		(°)	(m)		(dB)	(dB)	(dB)
PK	14.24279G	57.26	88.20	-30.94	67.79	3	Vertical	57	1.89	25	41.41	11.99	63.93
RMS	14.23052G	45.32	68.20	-22.88	55.85	3	Vertical	57	1.89	25	41.44	11.99	63.96

6.875-7.125GHz_802.11be EHT20_Nss1,(MCS0)_1TX

7115MHz_TX

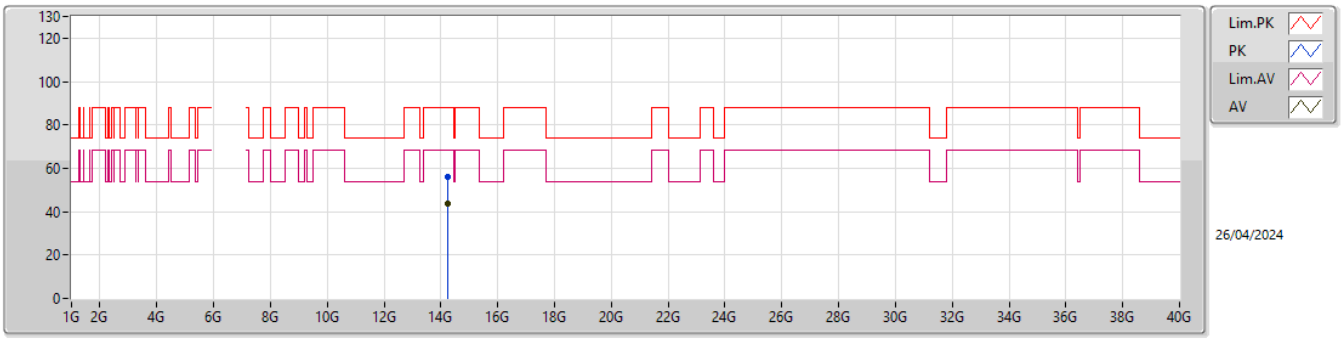

EUT Y_1TX
SET 25

Type	Freq	Level	Limit	Margin	Raw	Dist	Condition	Azimuth	Height	Comment	AF	CL	PA
	(Hz)	(dBuV/m)	(dBuV/m)	(dB)	(dBuV)	(m)		(°)	(m)		(dB)	(dB)	(dB)
PK	14.23759G	56.27	88.20	-31.93	66.80	3	Horizontal	49	1.80	25	41.42	11.99	63.94
RMS	14.231G	43.67	68.20	-24.53	54.20	3	Horizontal	49	1.80	25	41.44	11.99	63.96

6.875-7.125GHz_802.11be EHT20_Nss1,(MCS0)_1TX

7115MHz_TX

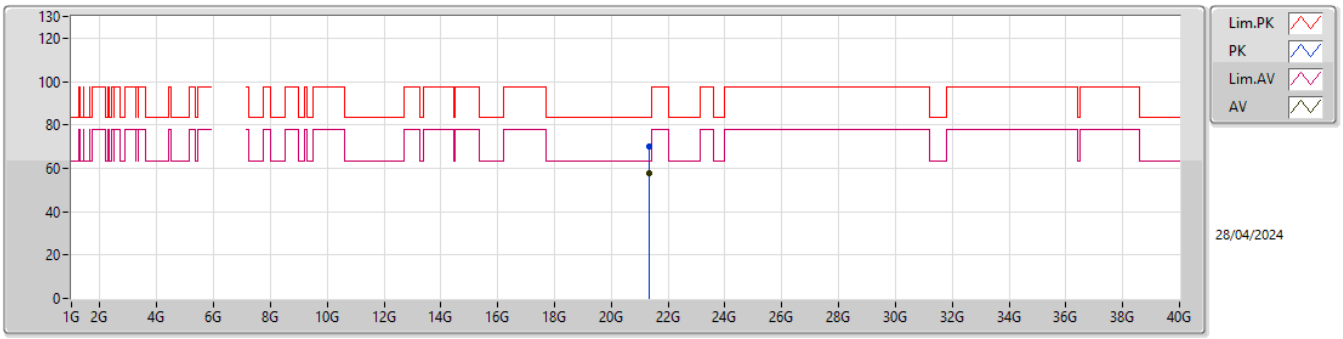

EUT Y_1TX
SET 25

Type	Freq	Level	Limit	Margin	Raw	Dist	Condition	Azimuth	Height	Comment	AF	CL	PA
	(Hz)	(dBuV/m)	(dBuV/m)	(dB)	(dBuV)	(m)		(°)	(m)		(dB)	(dB)	(dB)
PK	21.33497G	70.27	83.54	-13.27	64.51	1	Vertical	22	1.80	25	38.33	16.27	48.84
AV	21.34025G	57.51	63.54	-6.03	51.76	1	Vertical	22	1.80	25	38.32	16.27	48.84

6.875-7.125GHz_802.11be EHT20_Nss1,(MCS0)_1TX

7115MHz_TX

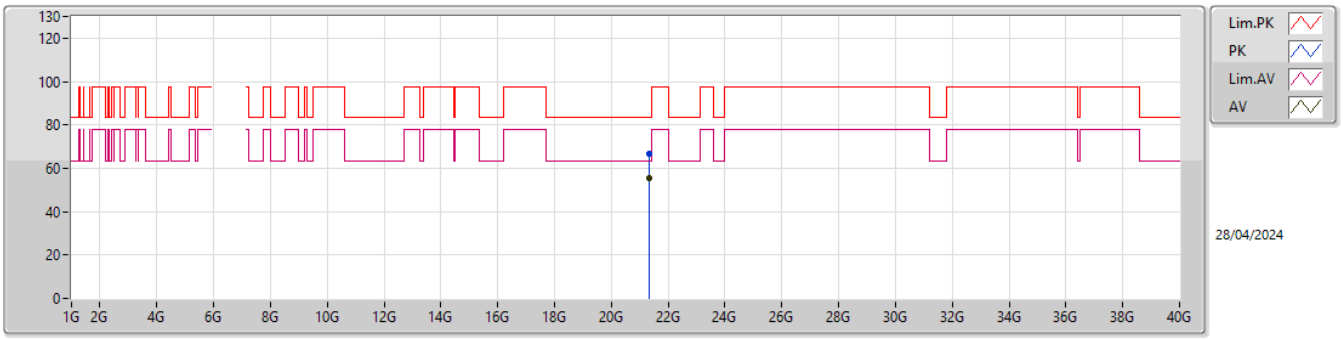

EUT Y_1TX
SET 25

Type	Freq	Level	Limit	Margin	Raw	Dist	Condition	Azimuth	Height	Comment	AF	CL	PA
	(Hz)	(dBuV/m)	(dBuV/m)	(dB)	(dBuV)	(m)		(°)	(m)		(dB)	(dB)	(dB)
PK	21.33737G	66.83	83.54	-16.71	61.07	1	Horizontal	43	1.80	25	38.33	16.27	48.84
AV	21.34033G	55.27	63.54	-8.27	49.52	1	Horizontal	43	1.80	25	38.32	16.27	48.84

5.925-6.425GHz_802.11be EHT40_Nss1,(MCS0)_1TX

5965MHz_TX

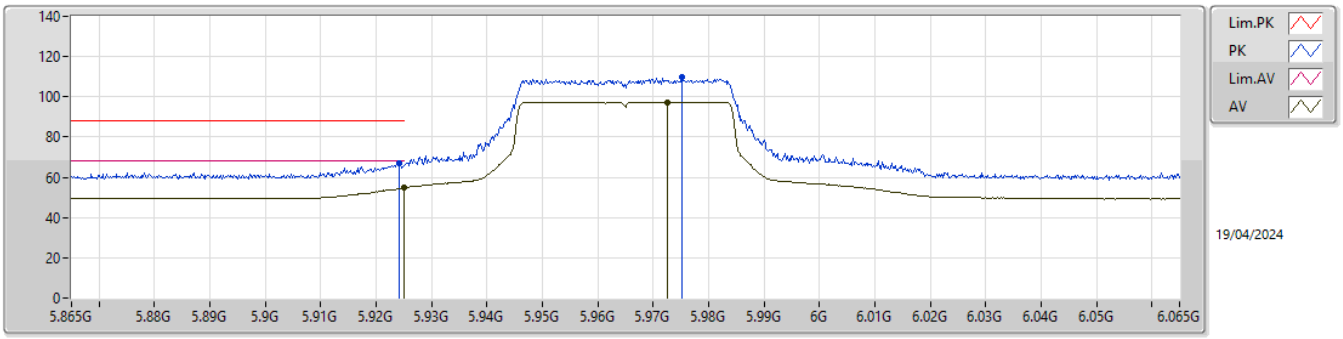

EUT Y_1TX
SET

Type	Freq	Level	Limit	Margin	Raw	Dist	Condition	Azimuth	Height	Comment	AF	CL	PA
	(Hz)	(dBuV/m)	(dBuV/m)	(dB)	(dBuV)	(m)		(°)	(m)		(dB)	(dB)	(dB)
PK	5.9242G	66.74	88.20	-21.46	59.67	3	Vertical	59	1.80	-	32.40	7.64	32.97
AV	5.925G	54.64	68.20	-13.56	47.57	3	Vertical	59	1.80	-	32.40	7.64	32.97
PK	5.9752G	109.63	Inf	-Inf	102.50	3	Vertical	59	1.80	-	32.45	7.67	32.99
AV	5.9726G	97.42	Inf	-Inf	90.29	3	Vertical	59	1.80	-	32.45	7.67	32.99

5.925-6.425GHz_802.11be EHT40_Nss1,(MCS0)_1TX

5965MHz_TX

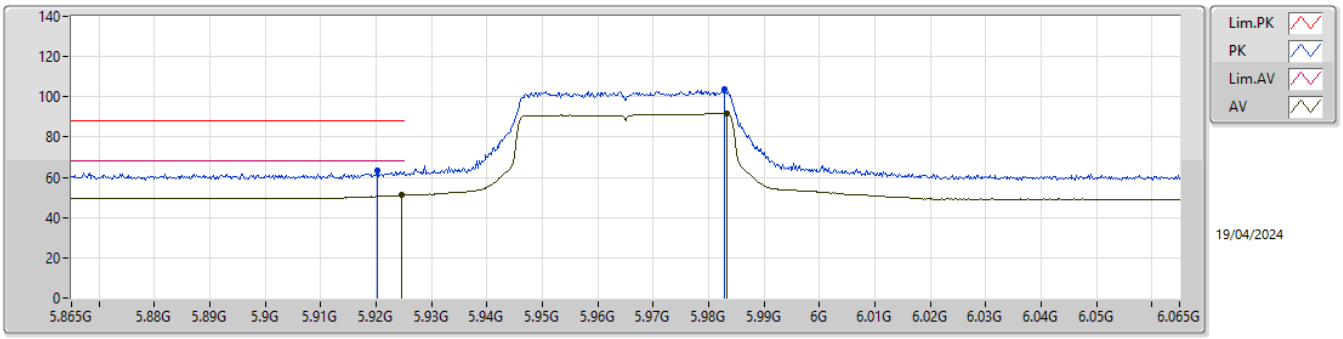

EUT Y_1TX
SET

Type	Freq	Level	Limit	Margin	Raw	Dist	Condition	Azimuth	Height	Comment	AF	CL	PA
	(Hz)	(dBuV/m)	(dBuV/m)	(dB)	(dBuV)	(m)		(°)	(m)		(dB)	(dB)	(dB)
PK	5.9202G	63.56	88.20	-24.64	56.49	3	Horizontal	299	2.95	-	32.40	7.64	32.97
AV	5.9246G	51.05	68.20	-17.15	43.98	3	Horizontal	299	2.95	-	32.40	7.64	32.97
PK	5.9828G	104.09	Inf	-Inf	96.94	3	Horizontal	299	2.95	-	32.47	7.67	32.99
AV	5.9832G	91.70	Inf	-Inf	84.55	3	Horizontal	299	2.95	-	32.47	7.67	32.99

5.925-6.425GHz_802.11be EHT40_Nss1,(MCS0)_1TX

5965MHz_TX

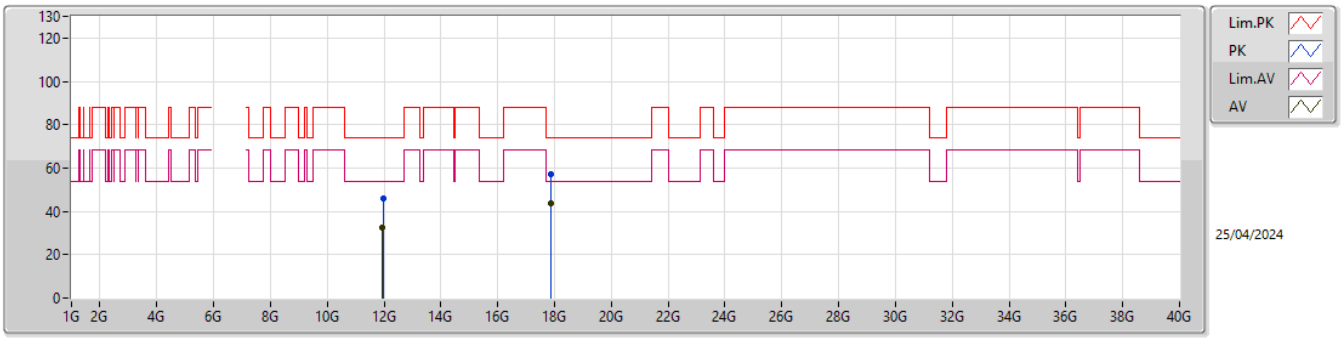

EUT Y_1TX
SET 25

Type	Freq	Level	Limit	Margin	Raw	Dist	Condition	Azimuth	Height	Comment	AF	CL	PA
	(Hz)	(dBuV/m)	(dBuV/m)	(dB)	(dBuV)	(m)		(°)	(m)		(dB)	(dB)	(dB)
PK	11.96884G	46.08	74.00	-27.92	61.70	3	Vertical	356	1.80	25	39.04	11.10	65.76
AV	11.92976G	32.48	54.00	-21.52	48.23	3	Vertical	356	1.80	25	38.96	11.08	65.79
PK	17.8707G	57.11	74.00	-16.89	60.03	3	Vertical	21	1.80	25	46.20	13.41	62.53
AV	17.87758G	43.45	54.00	-10.55	46.20	3	Vertical	21	1.80	25	46.36	13.41	62.52

5.925-6.425GHz_802.11be EHT40_Nss1,(MCS0)_1TX

5965MHz_TX

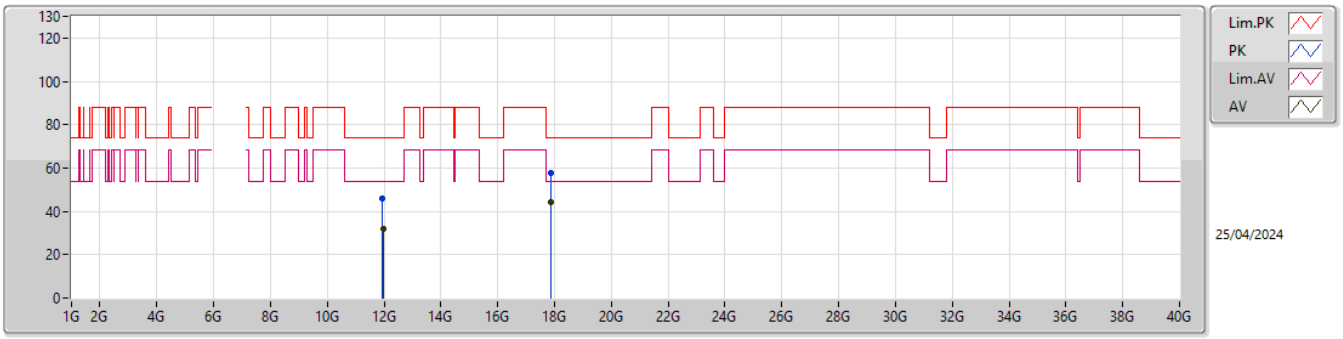

EUT Y_1TX
SET 25

Type	Freq	Level	Limit	Margin	Raw	Dist	Condition	Azimuth	Height	Comment	AF	CL	PA
	(Hz)	(dBuV/m)	(dBuV/m)	(dB)	(dBuV)	(m)		(°)	(m)		(dB)	(dB)	(dB)
PK	11.93488G	46.08	74.00	-27.92	61.81	3	Horizontal	356	1.80	25	38.97	11.08	65.78
AV	11.9694G	32.14	54.00	-21.86	47.76	3	Horizontal	356	1.80	25	39.04	11.10	65.76
PK	17.87166G	57.93	74.00	-16.07	60.83	3	Horizontal	12	1.80	25	46.22	13.41	62.53
AV	17.88557G	44.45	54.00	-9.55	46.99	3	Horizontal	12	1.80	25	46.55	13.41	62.50

5.925-6.425GHz_802.11be EHT40_Nss1,(MCS0)_1TX

5965MHz_TX

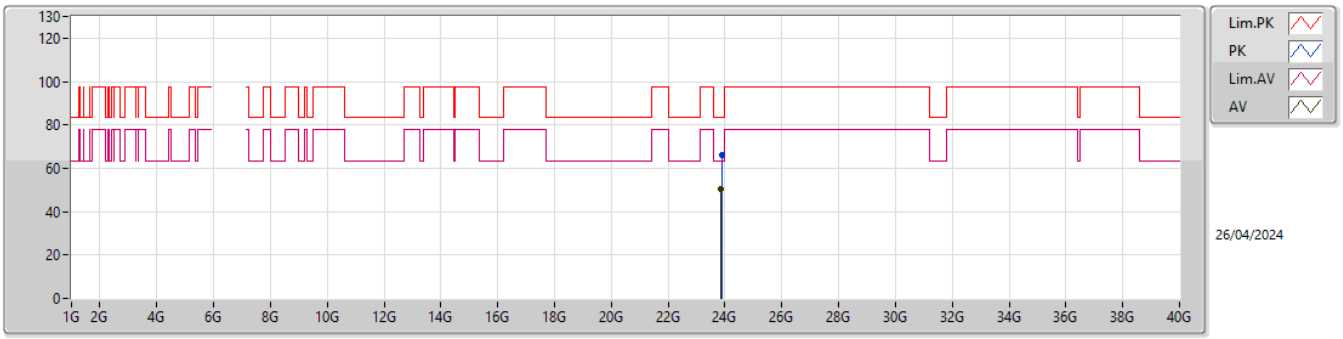

EUT Y_1TX
SET 25

Type	Freq	Level	Limit	Margin	Raw	Dist	Condition	Azimuth	Height	Comment	AF	CL	PA
	(Hz)	(dBuV/m)	(dBuV/m)	(dB)	(dBuV)	(m)		(°)	(m)		(dB)	(dB)	(dB)
PK	23.87846G	66.06	83.54	-17.48	57.05	1	Vertical	16	1.74	25	38.80	17.36	47.15
AV	23.86016G	50.16	63.54	-13.38	41.16	1	Vertical	16	1.74	25	38.80	17.36	47.16

5.925-6.425GHz_802.11be EHT40_Nss1,(MCS0)_1TX

5965MHz_TX

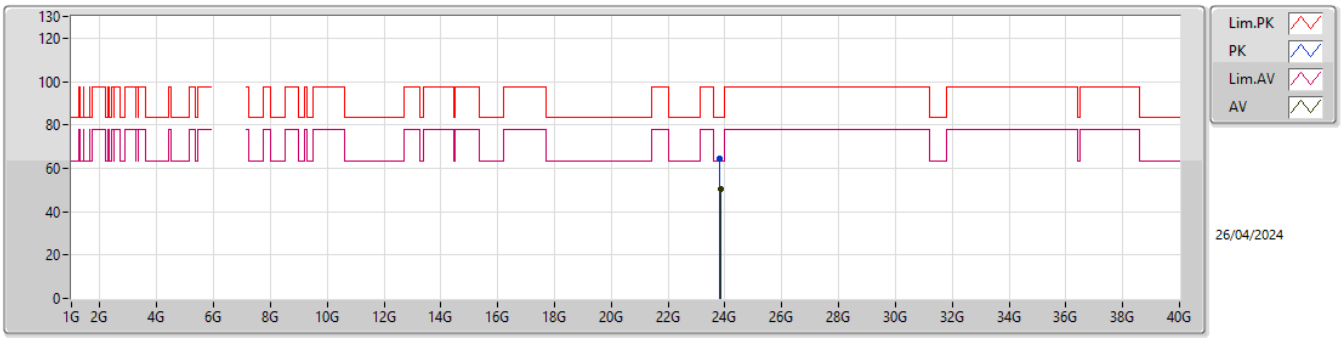

EUT Y_1TX
SET 25

Type	Freq	Level	Limit	Margin	Raw	Dist	Condition	Azimuth	Height	Comment	AF	CL	PA
	(Hz)	(dBuV/m)	(dBuV/m)	(dB)	(dBuV)	(m)		(°)	(m)		(dB)	(dB)	(dB)
PK	23.83099G	64.26	83.54	-19.28	55.17	1	Horizontal	346	1.80	25	38.91	17.35	47.17
AV	23.86032G	50.70	63.54	-12.84	41.70	1	Horizontal	346	1.80	25	38.80	17.36	47.16

5.925-6.425GHz_802.11be EHT40_Nss1,(MCS0)_1TX

6205MHz_TX

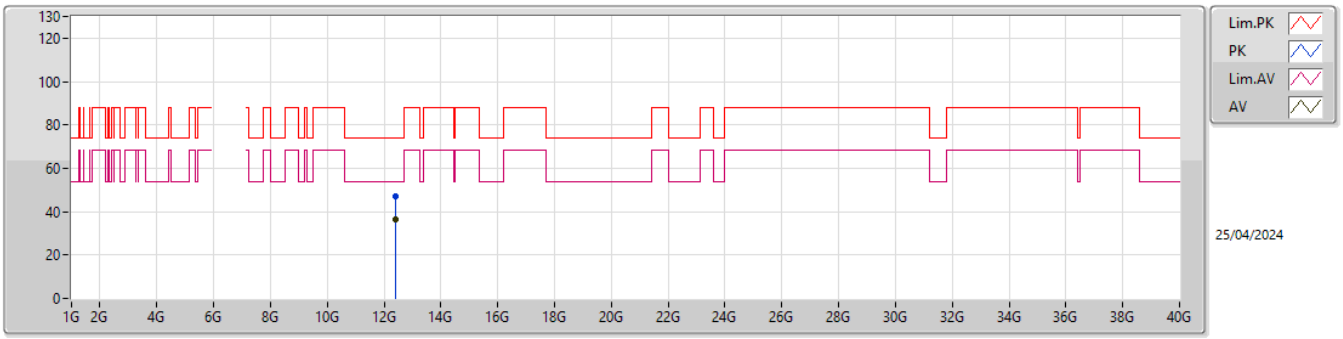

EUT Y_1TX
SET 25

Type	Freq	Level	Limit	Margin	Raw	Dist	Condition	Azimuth	Height	Comment	AF	CL	PA
	(Hz)	(dBuV/m)	(dBuV/m)	(dB)	(dBuV)	(m)		(°)	(m)		(dB)	(dB)	(dB)
PK	12.41008G	46.87	74.00	-27.13	62.22	3	Vertical	34	1.80	25	38.74	11.28	65.37
AV	12.40984G	36.25	54.00	-17.75	51.60	3	Vertical	34	1.80	25	38.74	11.28	65.37

5.925-6.425GHz_802.11be EHT40_Nss1,(MCS0)_1TX

6205MHz_TX

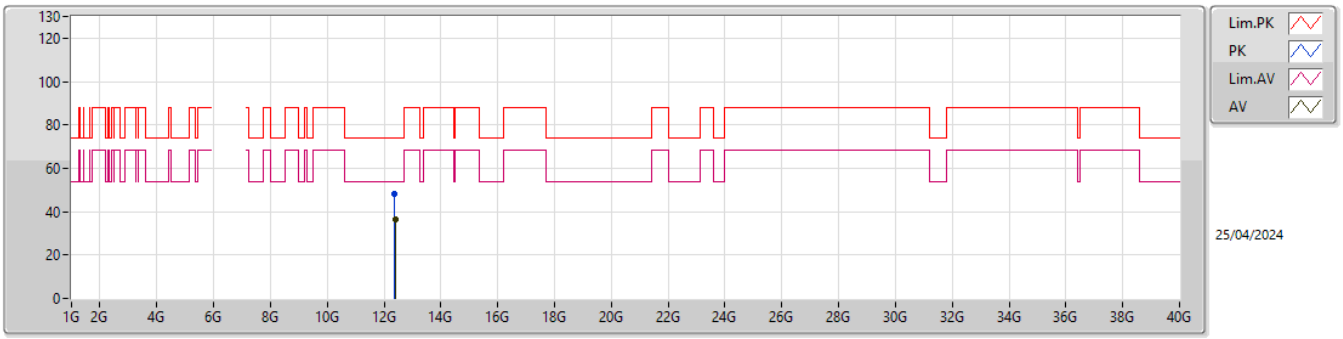

EUT Y_1TX
SET 25

Type	Freq	Level	Limit	Margin	Raw	Dist	Condition	Azimuth	Height	Comment	AF	CL	PA
	(Hz)	(dBuV/m)	(dBuV/m)	(dB)	(dBuV)	(m)		(°)	(m)		(dB)	(dB)	(dB)
PK	12.37979G	48.23	74.00	-25.77	63.53	3	Horizontal	290	1.80	25	38.84	11.26	65.40
AV	12.41016G	36.15	54.00	-17.85	51.50	3	Horizontal	290	1.80	25	38.74	11.28	65.37

5.925-6.425GHz_802.11be EHT40_Nss1,(MCS0)_1TX

6205MHz_TX

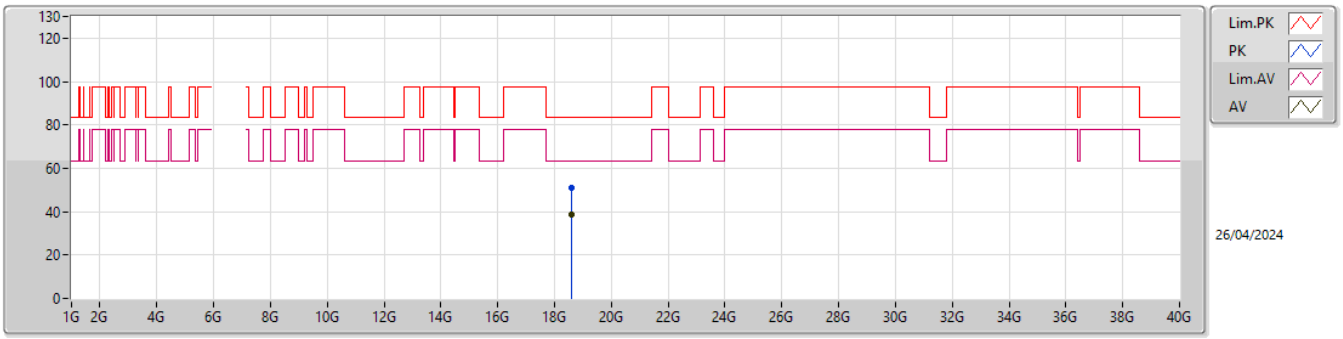

EUT Y_1TX
SET 25

Type	Freq	Level	Limit	Margin	Raw	Dist	Condition	Azimuth	Height	Comment	AF	CL	PA
	(Hz)	(dBuV/m)	(dBuV/m)	(dB)	(dBuV)	(m)		(°)	(m)		(dB)	(dB)	(dB)
PK	18.61732G	51.14	83.54	-32.40	47.74	1	Vertical	13	1.80	25	37.73	15.27	49.60
AV	18.61748G	38.60	63.54	-24.94	35.20	1	Vertical	13	1.80	25	37.73	15.27	49.60

5.925-6.425GHz_802.11be EHT40_Nss1,(MCS0)_1TX

6205MHz_TX

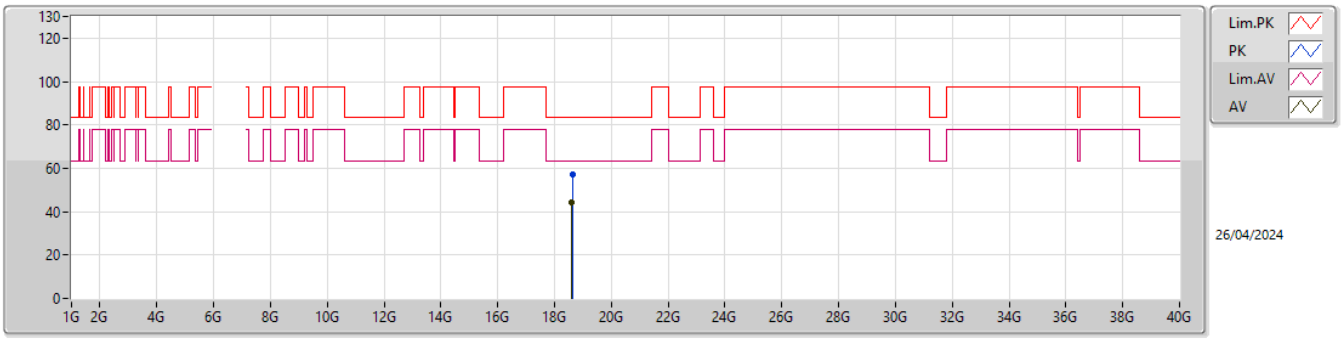

EUT Y_1TX
SET 25

Type	Freq	Level	Limit	Margin	Raw	Dist	Condition	Azimuth	Height	Comment	AF	CL	PA
	(Hz)	(dBuV/m)	(dBuV/m)	(dB)	(dBuV)	(m)		(°)	(m)		(dB)	(dB)	(dB)
PK	18.62707G	57.38	83.54	-26.16	53.95	1	Horizontal	9	1.80	25	37.75	15.27	49.59
AV	18.61868G	44.17	63.54	-19.37	40.76	1	Horizontal	9	1.80	25	37.74	15.27	49.60

5.925-6.425GHz_802.11be EHT40_Nss1,(MCS0)_1TX

6405MHz_TX

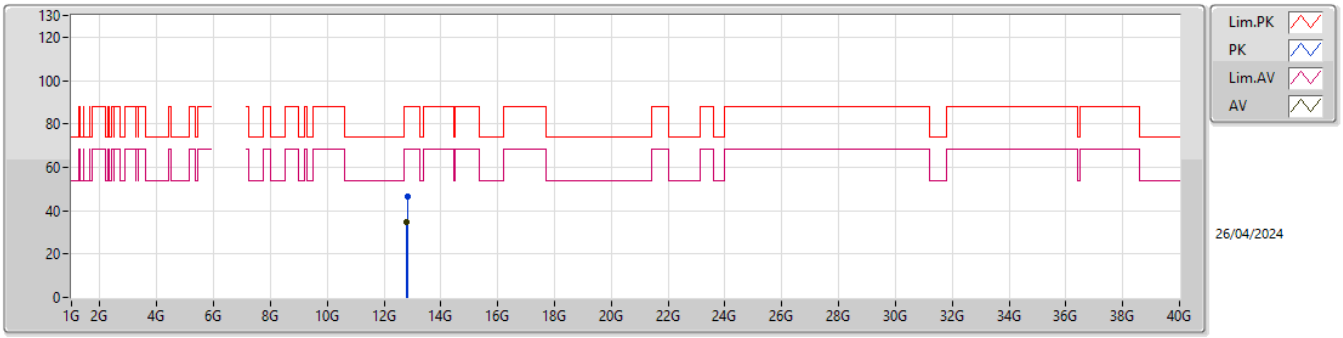

EUT Y_1TX
SET 25

Type	Freq	Level	Limit	Margin	Raw	Dist	Condition	Azimuth	Height	Comment	AF	CL	PA
	(Hz)	(dBuV/m)	(dBuV/m)	(dB)	(dBuV)	(m)		(°)	(m)		(dB)	(dB)	(dB)
PK	12.83597G	46.57	88.20	-41.63	61.11	3	Vertical	10	1.80	25	39.27	11.44	65.25
RMS	12.80984G	34.69	68.20	-33.51	49.29	3	Vertical	10	1.80	25	39.22	11.43	65.25

5.925-6.425GHz_802.11be EHT40_Nss1,(MCS0)_1TX

6405MHz_TX

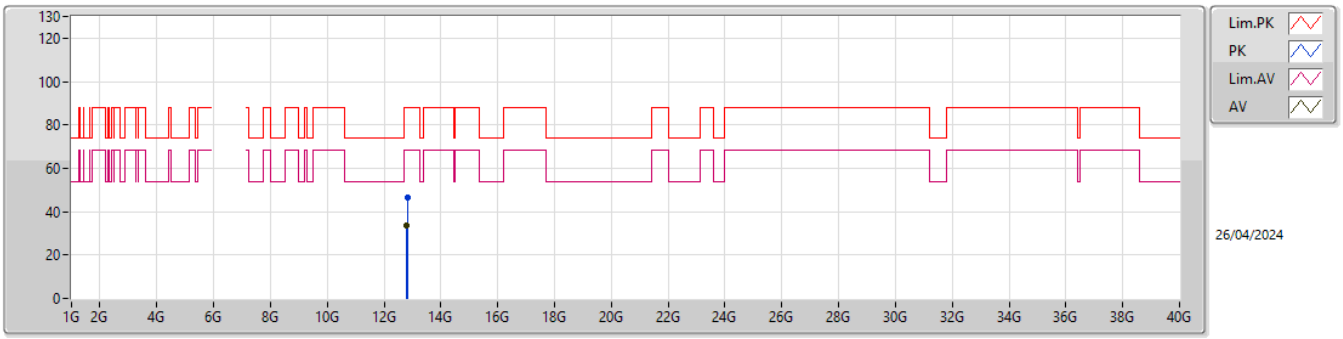

EUT Y_1TX
SET 25

Type	Freq	Level	Limit	Margin	Raw	Dist	Condition	Azimuth	Height	Comment	AF	CL	PA
	(Hz)	(dBuV/m)	(dBuV/m)	(dB)	(dBuV)	(m)		(°)	(m)		(dB)	(dB)	(dB)
PK	12.84269G	46.27	88.20	-41.93	60.79	3	Horizontal	259	1.80	25	39.29	11.44	65.25
RMS	12.77004G	33.85	68.20	-34.35	48.68	3	Horizontal	259	1.80	25	39.02	11.41	65.26

5.925-6.425GHz_802.11be EHT40_Nss1,(MCS0)_1TX

6405MHz_TX

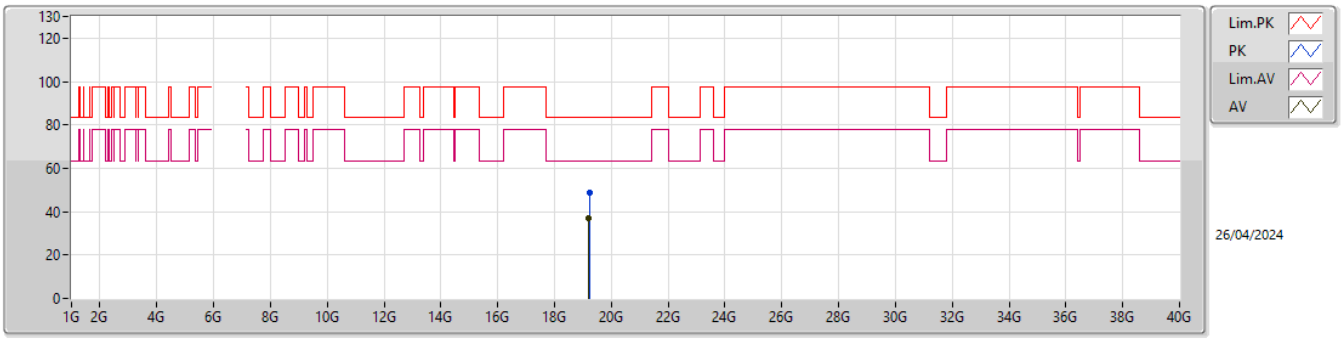

EUT Y_1TX
SET 25

Type	Freq	Level	Limit	Margin	Raw	Dist	Condition	Azimuth	Height	Comment	AF	CL	PA
	(Hz)	(dBuV/m)	(dBuV/m)	(dB)	(dBuV)	(m)		(°)	(m)		(dB)	(dB)	(dB)
PK	19.22539G	49.03	83.54	-34.51	45.33	1	Vertical	305	1.80	25	37.95	15.24	49.49
AV	19.21748G	37.10	63.54	-26.44	33.38	1	Vertical	305	1.80	25	37.97	15.24	49.49

5.925-6.425GHz_802.11be EHT40_Nss1,(MCS0)_1TX

6405MHz_TX

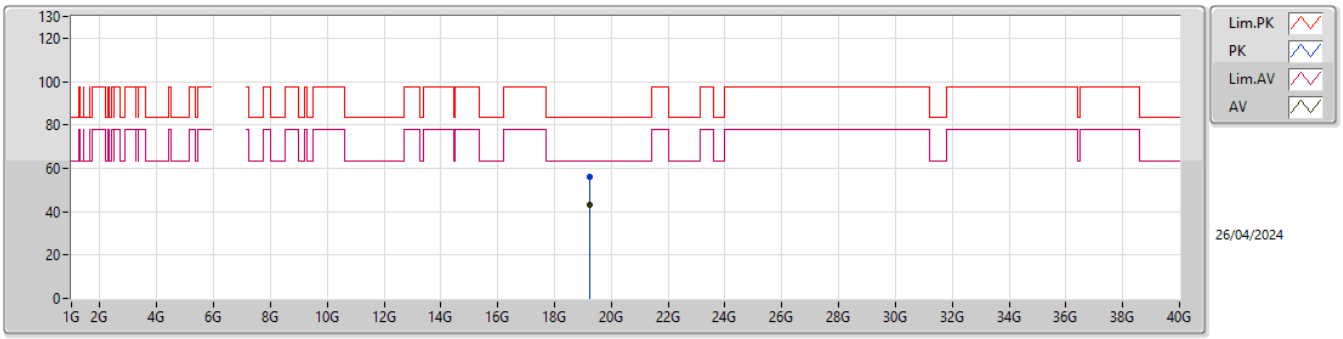

EUT Y_1TX
SET 25

Type	Freq	Level	Limit	Margin	Raw	Dist	Condition	Azimuth	Height	Comment	AF	CL	PA
	(Hz)	(dBuV/m)	(dBuV/m)	(dB)	(dBuV)	(m)		(°)	(m)		(dB)	(dB)	(dB)
PK	19.2333G	56.02	83.54	-27.52	52.35	1	Horizontal	57	1.80	25	37.93	15.24	49.50
AV	19.22307G	43.32	63.54	-20.22	39.62	1	Horizontal	57	1.80	25	37.95	15.24	49.49

6.425-6.525GHz_802.11be EHT40_Nss1,(MCS0)_1TX

6445MHz_TX

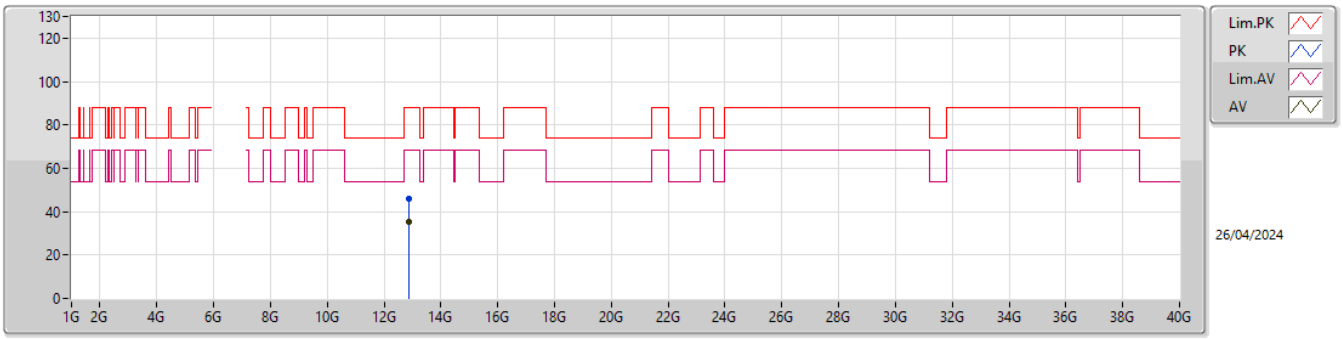

EUT Y_1TX
SET 25

Type	Freq	Level	Limit	Margin	Raw	Dist	Condition	Azimuth	Height	Comment	AF	CL	PA
	(Hz)	(dBuV/m)	(dBuV/m)	(dB)	(dBuV)	(m)		(°)	(m)		(dB)	(dB)	(dB)
PK	12.86235G	45.98	88.20	-42.22	60.48	3	Vertical	355	1.80	25	39.30	11.45	65.25
RMS	12.89G	35.53	68.20	-32.67	50.01	3	Vertical	355	1.80	25	39.30	11.46	65.24

6.425-6.525GHz_802.11be EHT40_Nss1,(MCS0)_1TX

6445MHz_TX

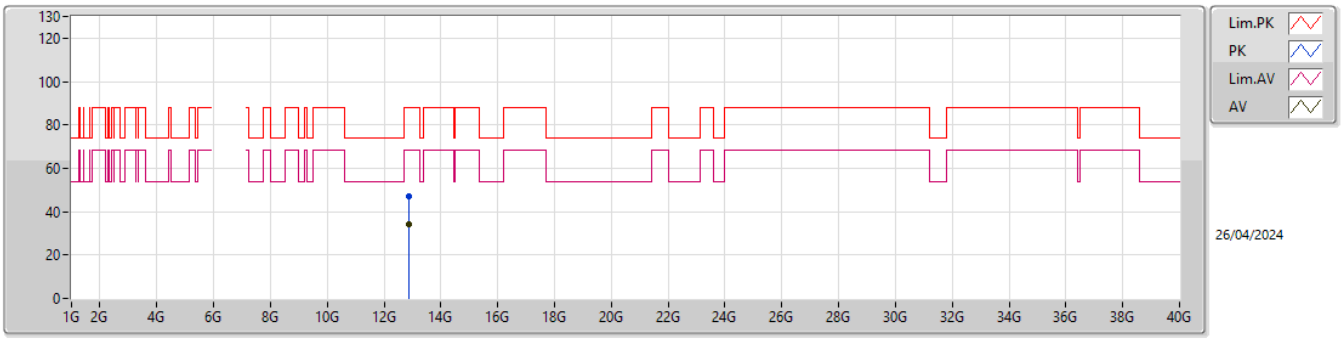

EUT Y_1TX
SET 25

Type	Freq	Level	Limit	Margin	Raw	Dist	Condition	Azimuth	Height	Comment	AF	CL	PA
	(Hz)	(dBuV/m)	(dBuV/m)	(dB)	(dBuV)	(m)		(°)	(m)		(dB)	(dB)	(dB)
PK	12.85811G	47.06	88.20	-41.14	61.56	3	Horizontal	17	1.80	25	39.30	11.45	65.25
RMS	12.88976G	34.40	68.20	-33.80	48.88	3	Horizontal	17	1.80	25	39.30	11.46	65.24

6.425-6.525GHz_802.11be EHT40_Nss1,(MCS0)_1TX

6445MHz_TX

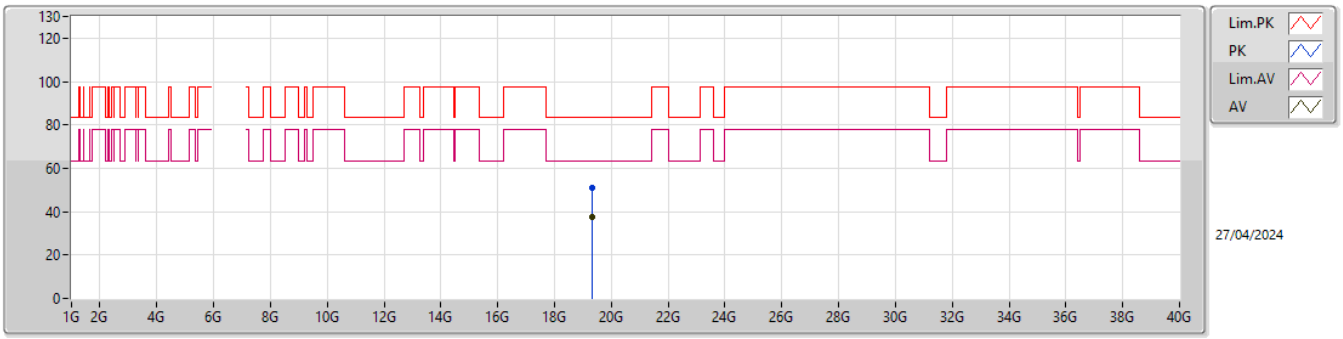

EUT Y_1TX
SET 25

Type	Freq	Level	Limit	Margin	Raw	Dist	Condition	Azimuth	Height	Comment	AF	CL	PA
	(Hz)	(dBuV/m)	(dBuV/m)	(dB)	(dBuV)	(m)		(°)	(m)		(dB)	(dB)	(dB)
PK	19.32869G	50.72	83.54	-32.82	47.16	1	Vertical	44	1.80	25	37.89	15.23	49.56
AV	19.31966G	37.62	63.54	-25.92	34.03	1	Vertical	44	1.80	25	37.92	15.23	49.56

6.425-6.525GHz_802.11be EHT40_Nss1,(MCS0)_1TX

6445MHz_TX

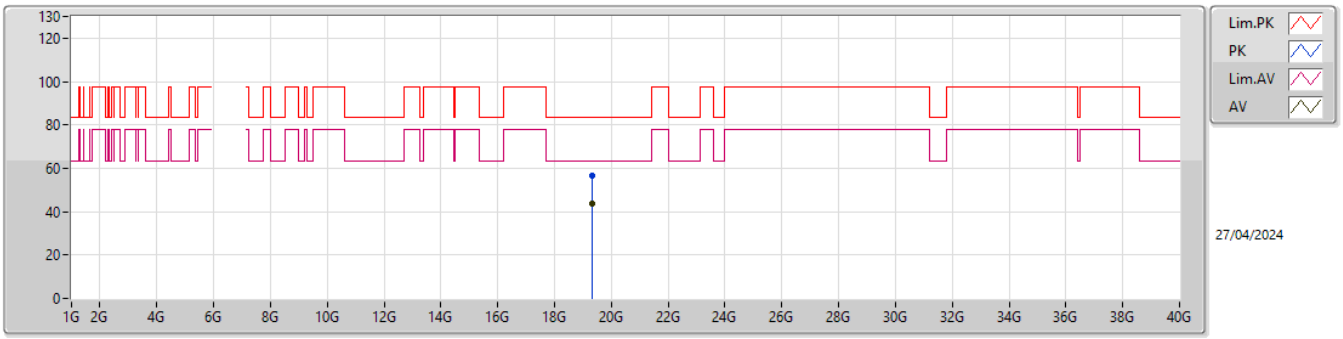

EUT Y_1TX
SET 25

Type	Freq	Level	Limit	Margin	Raw	Dist	Condition	Azimuth	Height	Comment	AF	CL	PA
	(Hz)	(dBuV/m)	(dBuV/m)	(dB)	(dBuV)	(m)		(°)	(m)		(dB)	(dB)	(dB)
PK	19.32197G	56.43	83.54	-27.11	52.85	1	Horizontal	41	1.80	25	37.91	15.23	49.56
AV	19.33524G	43.66	63.54	-19.88	40.14	1	Horizontal	41	1.80	25	37.86	15.23	49.57

6.425-6.525GHz_802.11be EHT40_Nss1,(MCS0)_1TX

6485MHz_TX

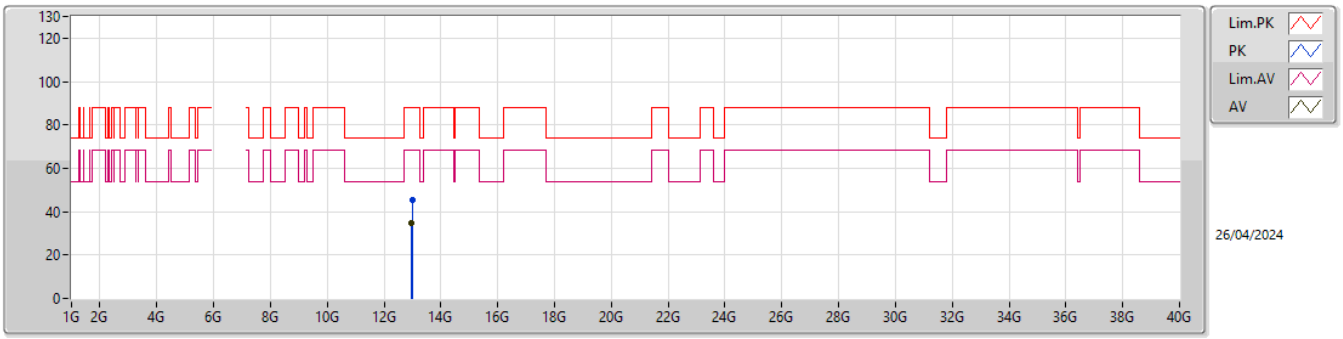

EUT Y_1TX
SET 25

Type	Freq	Level	Limit	Margin	Raw	Dist	Condition	Azimuth	Height	Comment	AF	CL	PA
	(Hz)	(dBuV/m)	(dBuV/m)	(dB)	(dBuV)	(m)		(°)	(m)		(dB)	(dB)	(dB)
PK	12.99318G	45.18	88.20	-43.02	59.68	3	Vertical	360	1.80	25	39.23	11.50	65.23
RMS	12.96984G	34.54	68.20	-33.66	48.96	3	Vertical	360	1.80	25	39.32	11.49	65.23

6.425-6.525GHz_802.11be EHT40_Nss1,(MCS0)_1TX

6485MHz_TX

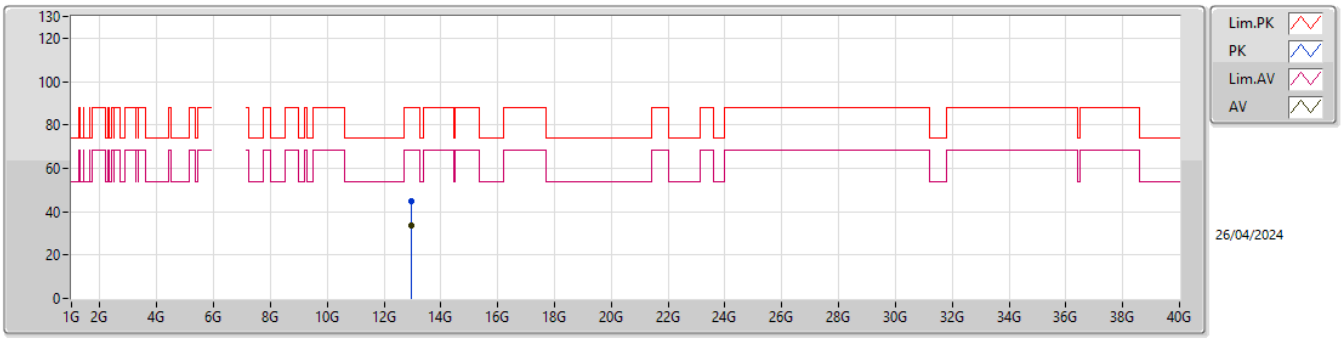

EUT Y_1TX
SET 25

Type	Freq	Level	Limit	Margin	Raw	Dist	Condition	Azimuth	Height	Comment	AF	CL	PA
	(Hz)	(dBuV/m)	(dBuV/m)	(dB)	(dBuV)	(m)		(°)	(m)		(dB)	(dB)	(dB)
PK	12.96928G	44.96	88.20	-43.24	59.38	3	Horizontal	27	1.80	25	39.32	11.49	65.23
RMS	12.97032G	33.51	68.20	-34.69	47.93	3	Horizontal	27	1.80	25	39.32	11.49	65.23

6.425-6.525GHz_802.11be EHT40_Nss1,(MCS0)_1TX

6485MHz_TX

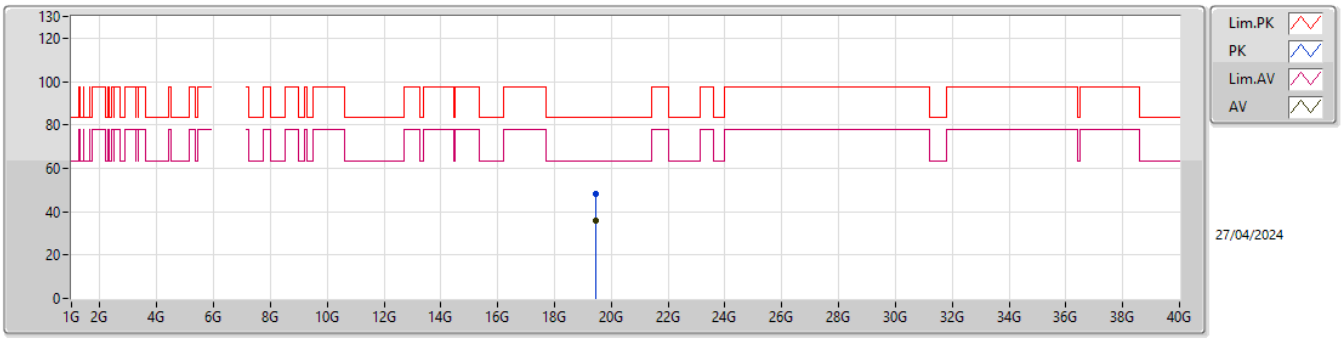

EUT Y_1TX
SET 25

Type	Freq	Level	Limit	Margin	Raw	Dist	Condition	Azimuth	Height	Comment	AF	CL	PA
	(Hz)	(dBuV/m)	(dBuV/m)	(dB)	(dBuV)	(m)		(°)	(m)		(dB)	(dB)	(dB)
PK	19.44669G	47.97	83.54	-35.57	44.57	1	Vertical	16	1.80	25	37.81	15.23	49.64
AV	19.43814G	35.94	63.54	-27.60	32.50	1	Vertical	16	1.80	25	37.85	15.23	49.64

6.425-6.525GHz_802.11be EHT40_Nss1,(MCS0)_1TX

6485MHz_TX

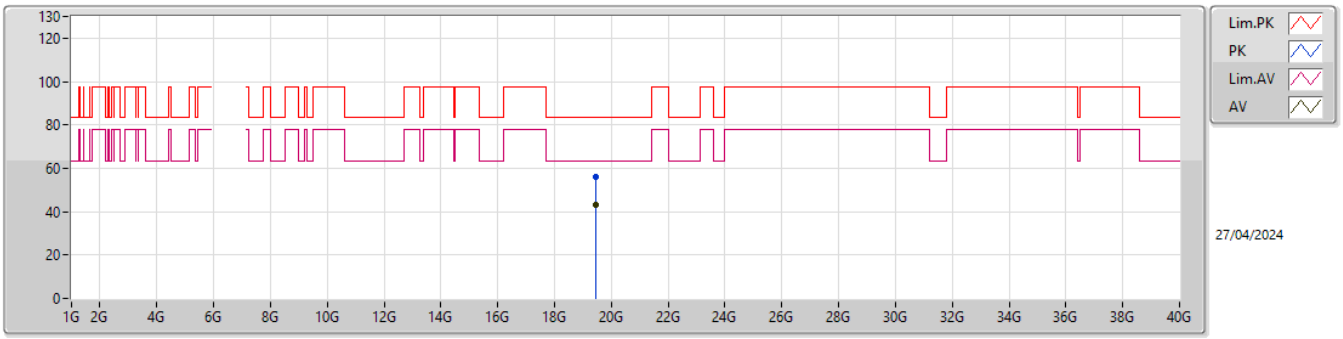

EUT Y_1TX
SET 25

Type	Freq	Level	Limit	Margin	Raw	Dist	Condition	Azimuth	Height	Comment	AF	CL	PA
	(Hz)	(dBuV/m)	(dBuV/m)	(dB)	(dBuV)	(m)		(°)	(m)		(dB)	(dB)	(dB)
PK	19.45564G	56.07	83.54	-27.47	52.67	1	Horizontal	360	1.80	25	37.82	15.23	49.65
AV	19.46044G	43.21	63.54	-20.33	39.79	1	Horizontal	360	1.80	25	37.84	15.23	49.65

6.425-6.525GHz_802.11be EHT40_Nss1,(MCS0)_1TX

6525MHz Straddle 6.425-6.525GHz_TX

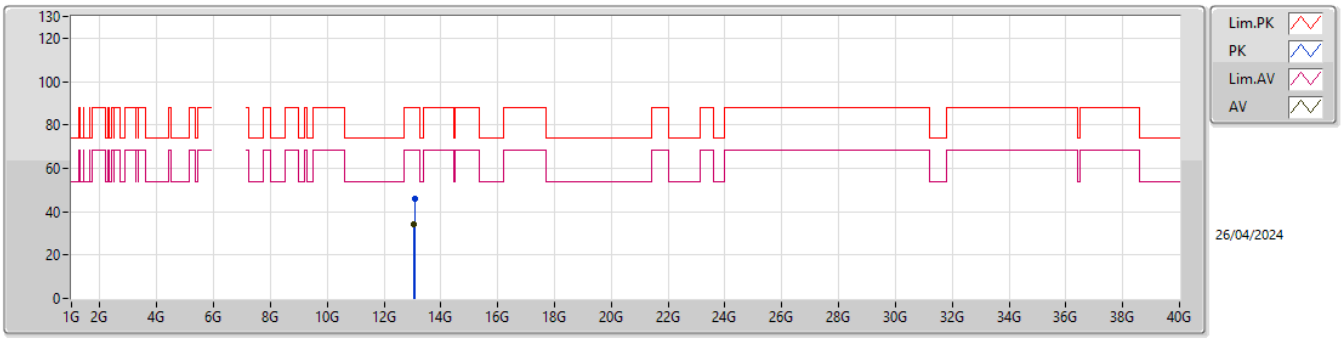

EUT Y_1TX
SET 25

Type	Freq	Level	Limit	Margin	Raw	Dist	Condition	Azimuth	Height	Comment	AF	CL	PA
	(Hz)	(dBuV/m)	(dBuV/m)	(dB)	(dBuV)	(m)		(°)	(m)		(dB)	(dB)	(dB)
PK	13.06942G	46.21	88.20	-41.99	60.70	3	Vertical	352	1.80	25	39.08	11.53	65.10
RMS	13.04992G	33.95	68.20	-34.25	48.56	3	Vertical	352	1.80	25	39.00	11.52	65.13

6.425-6.525GHz_802.11be EHT40_Nss1,(MCS0)_1TX

6525MHz Straddle 6.425-6.525GHz_TX

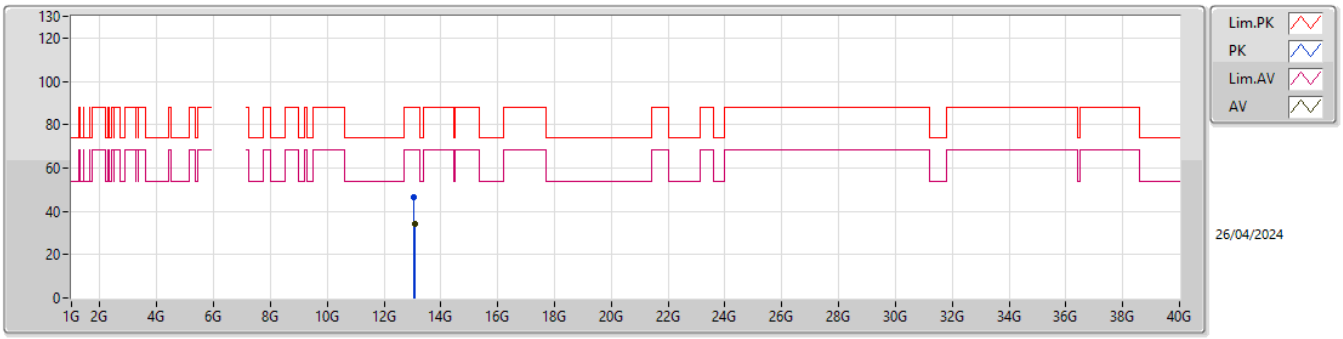

EUT Y_1TX
SET 25

Type	Freq	Level	Limit	Margin	Raw	Dist	Condition	Azimuth	Height	Comment	AF	CL	PA
	(Hz)	(dBuV/m)	(dBuV/m)	(dB)	(dBuV)	(m)		(°)	(m)		(dB)	(dB)	(dB)
PK	13.06614G	46.24	88.20	-41.96	60.75	3	Horizontal	22	1.80	25	39.06	11.53	65.10
RMS	13.06806G	34.24	68.20	-33.96	48.74	3	Horizontal	22	1.80	25	39.07	11.53	65.10

6.425-6.525GHz_802.11be EHT40_Nss1,(MCS0)_1TX

6525MHz Straddle 6.425-6.525GHz_TX

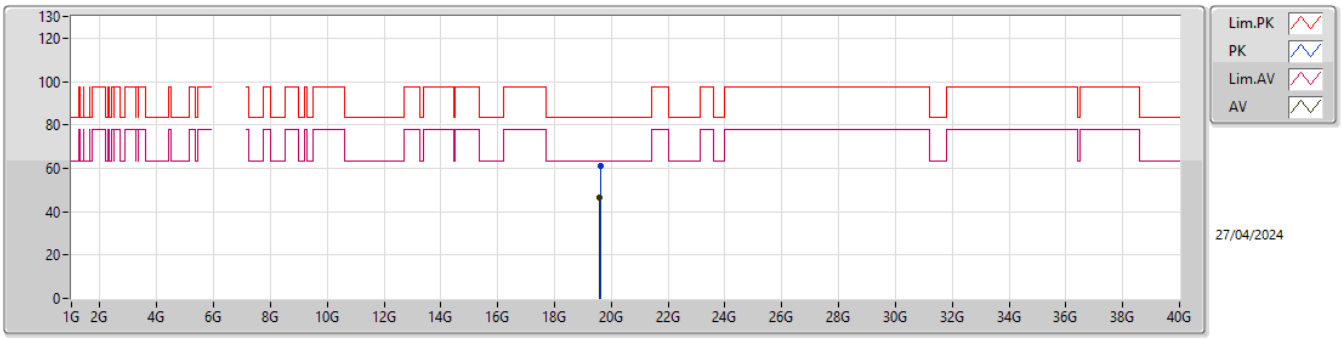

EUT Y_1TX
SET 25

Type	Freq	Level	Limit	Margin	Raw	Dist	Condition	Azimuth	Height	Comment	AF	CL	PA
	(Hz)	(dBuV/m)	(dBuV/m)	(dB)	(dBuV)	(m)		(°)	(m)		(dB)	(dB)	(dB)
PK	19.6124G	61.32	83.54	-22.22	57.82	1	Vertical	13	1.82	25	37.87	15.22	49.59
AV	19.58979G	46.60	63.54	-16.94	43.13	1	Vertical	13	1.82	25	37.86	15.22	49.61

6.425-6.525GHz_802.11be EHT40_Nss1,(MCS0)_1TX

6525MHz Straddle 6.425-6.525GHz_TX

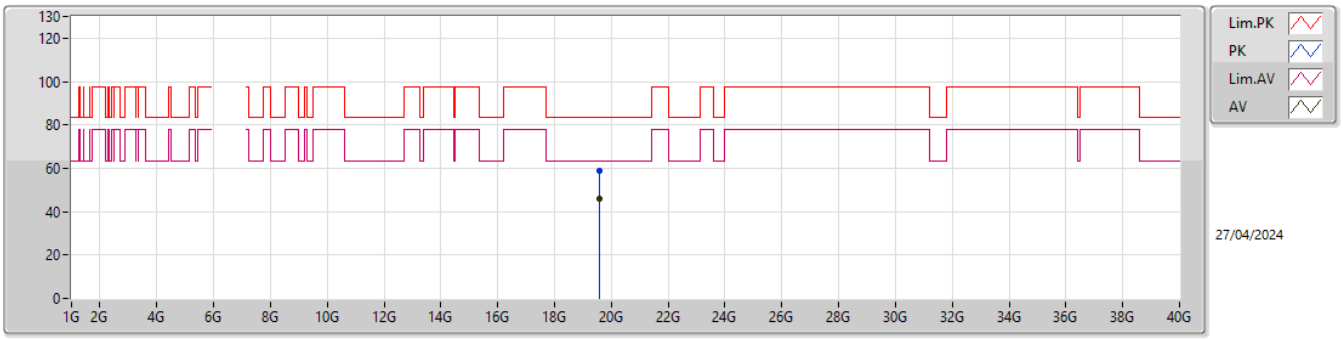

EUT Y_1TX
SET 25

Type	Freq	Level	Limit	Margin	Raw	Dist	Condition	Azimuth	Height	Comment	AF	CL	PA
	(Hz)	(dBuV/m)	(dBuV/m)	(dB)	(dBuV)	(m)		(°)	(m)		(dB)	(dB)	(dB)
PK	19.59818G	58.82	83.54	-24.72	55.39	1	Horizontal	346	1.74	25	37.81	15.22	49.60
AV	19.58899G	45.80	63.54	-17.74	42.32	1	Horizontal	346	1.74	25	37.87	15.22	49.61

6.525-6.875GHz_802.11be EHT40_Nss1,(MCS0)_1TX

6565MHz_TX

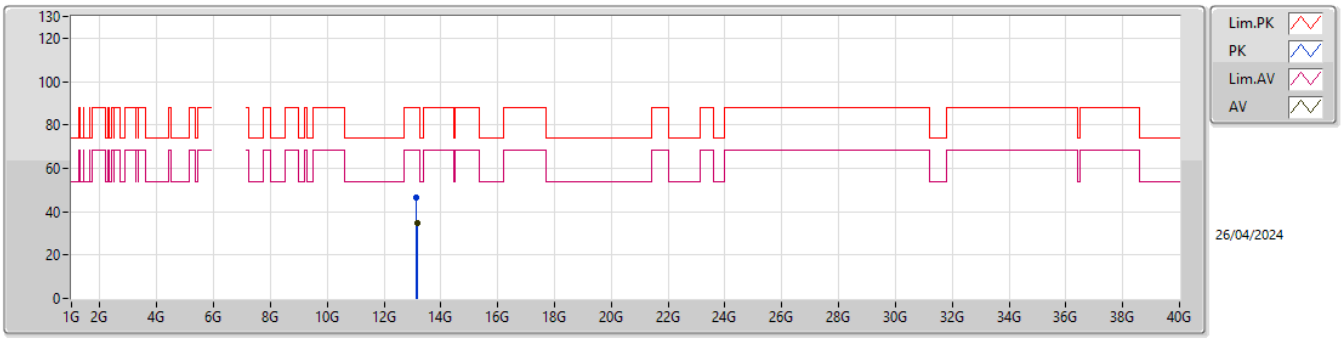

EUT Y_1TX
SET 25

Type	Freq	Level	Limit	Margin	Raw	Dist	Condition	Azimuth	Height	Comment	AF	CL	PA
	(Hz)	(dBuV/m)	(dBuV/m)	(dB)	(dBuV)	(m)		(°)	(m)		(dB)	(dB)	(dB)
PK	13.11066G	46.30	88.20	-41.90	60.54	3	Vertical	99	1.80	25	39.24	11.54	65.02
RMS	13.16988G	34.56	68.20	-33.64	48.58	3	Vertical	99	1.80	25	39.32	11.56	64.90

6.525-6.875GHz_802.11be EHT40_Nss1,(MCS0)_1TX

6565MHz_TX

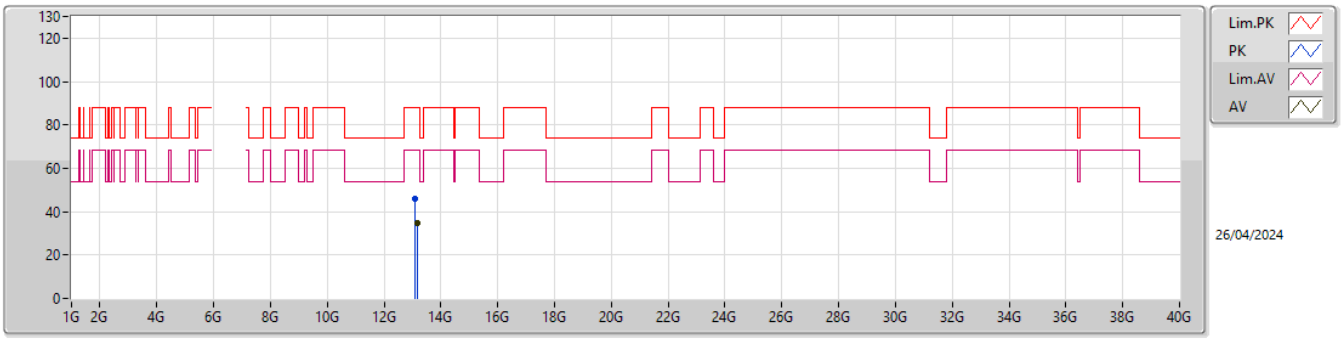

EUT Y_1TX
SET 25

Type	Freq	Level	Limit	Margin	Raw	Dist	Condition	Azimuth	Height	Comment	AF	CL	PA
	(Hz)	(dBuV/m)	(dBuV/m)	(dB)	(dBuV)	(m)		(°)	(m)		(dB)	(dB)	(dB)
PK	13.09683G	46.04	88.20	-42.16	60.35	3	Horizontal	283	1.80	25	39.19	11.54	65.04
RMS	13.1698G	34.83	68.20	-33.37	48.85	3	Horizontal	283	1.80	25	39.32	11.56	64.90

6.525-6.875GHz_802.11be EHT40_Nss1,(MCS0)_1TX

6565MHz_TX

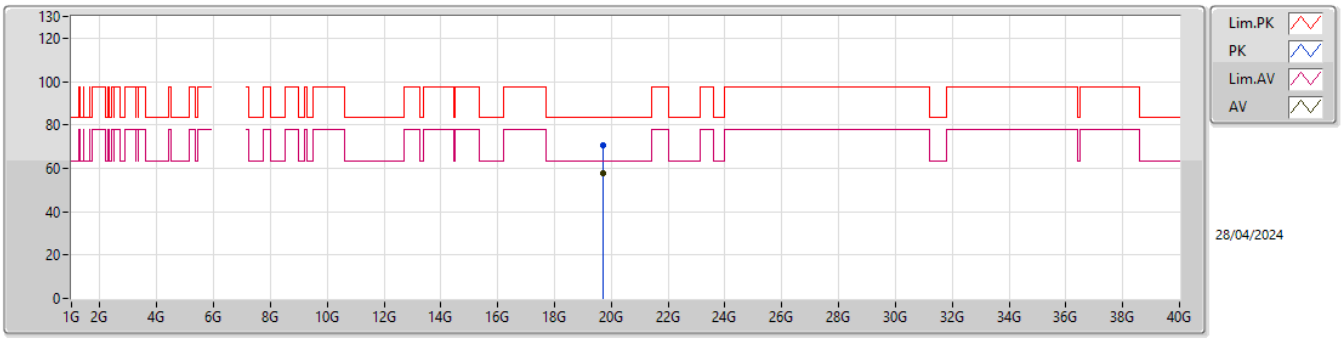

EUT Y_1TX
SET 25

Type	Freq	Level	Limit	Margin	Raw	Dist	Condition	Azimuth	Height	Comment	AF	CL	PA
	(Hz)	(dBuV/m)	(dBuV/m)	(dB)	(dBuV)	(m)		(°)	(m)		(dB)	(dB)	(dB)
PK	19.71538G	70.88	83.54	-12.66	67.34	1	Vertical	11	1.80	25	37.83	15.21	49.50
AV	19.69964G	57.65	63.54	-5.89	54.15	1	Vertical	11	1.80	25	37.80	15.22	49.52

6.525-6.875GHz_802.11be EHT40_Nss1,(MCS0)_1TX

6565MHz_TX

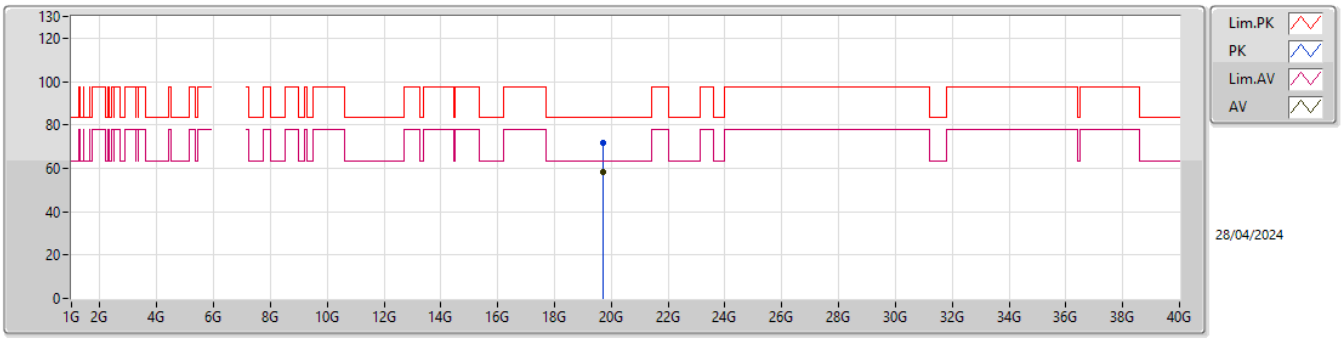

EUT Y_1TX
SET 25

Type	Freq	Level	Limit	Margin	Raw	Dist	Condition	Azimuth	Height	Comment	AF	CL	PA
	(Hz)	(dBuV/m)	(dBuV/m)	(dB)	(dBuV)	(m)		(°)	(m)		(dB)	(dB)	(dB)
PK	19.69772G	71.66	83.54	-11.88	68.15	1	Horizontal	346	1.85	25	37.81	15.22	49.52
AV	19.70267G	58.05	63.54	-5.49	54.54	1	Horizontal	346	1.85	25	37.81	15.21	49.51

6.525-6.875GHz_802.11be EHT40_Nss1,(MCS0)_1TX

6685MHz_TX

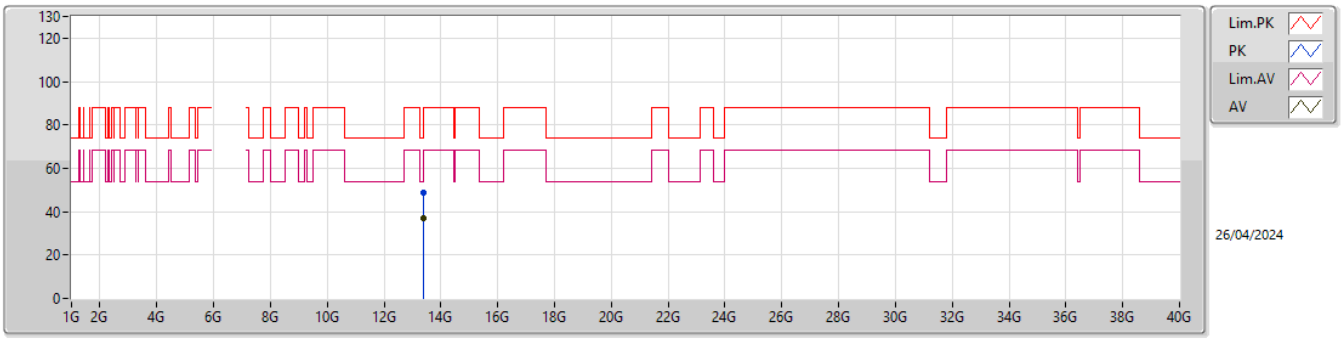

EUT Y_1TX
SET 25

Type	Freq	Level	Limit	Margin	Raw	Dist	Condition	Azimuth	Height	Comment	AF	CL	PA
	(Hz)	(dBuV/m)	(dBuV/m)	(dB)	(dBuV)	(m)		(°)	(m)		(dB)	(dB)	(dB)
PK	13.37008G	48.64	74.00	-25.36	61.77	3	Vertical	2	1.80	25	39.74	11.64	64.51
AV	13.37G	37.09	54.00	-16.91	50.22	3	Vertical	2	1.80	25	39.74	11.64	64.51

6.525-6.875GHz_802.11be EHT40_Nss1,(MCS0)_1TX

6685MHz_TX

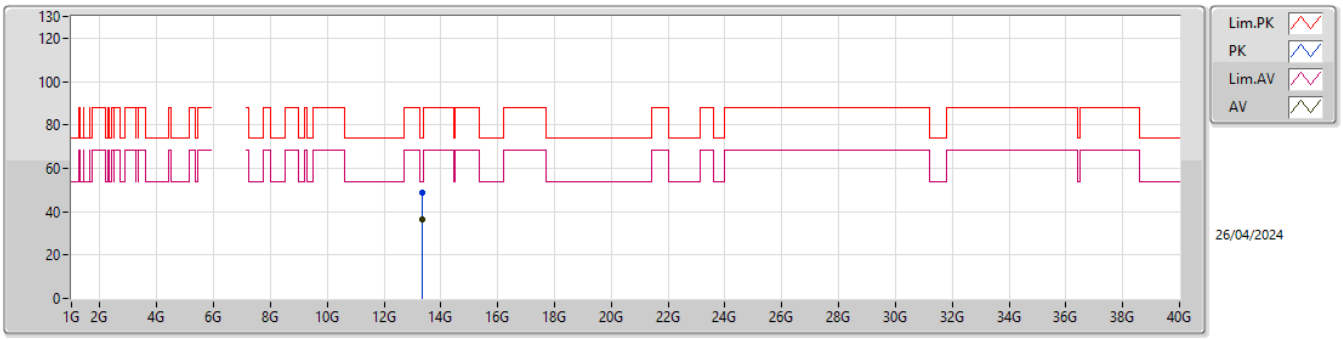

EUT Y_1TX
SET 25

Type	Freq	Level	Limit	Margin	Raw	Dist	Condition	Azimuth	Height	Comment	AF	CL	PA
	(Hz)	(dBuV/m)	(dBuV/m)	(dB)	(dBuV)	(m)		(°)	(m)		(dB)	(dB)	(dB)
PK	13.33084G	48.70	74.00	-25.30	62.07	3	Horizontal	318	1.80	25	39.59	11.63	64.59
AV	13.33268G	36.29	54.00	-17.71	49.64	3	Horizontal	318	1.80	25	39.60	11.63	64.58

6.525-6.875GHz_802.11be EHT40_Nss1,(MCS0)_1TX

6685MHz_TX

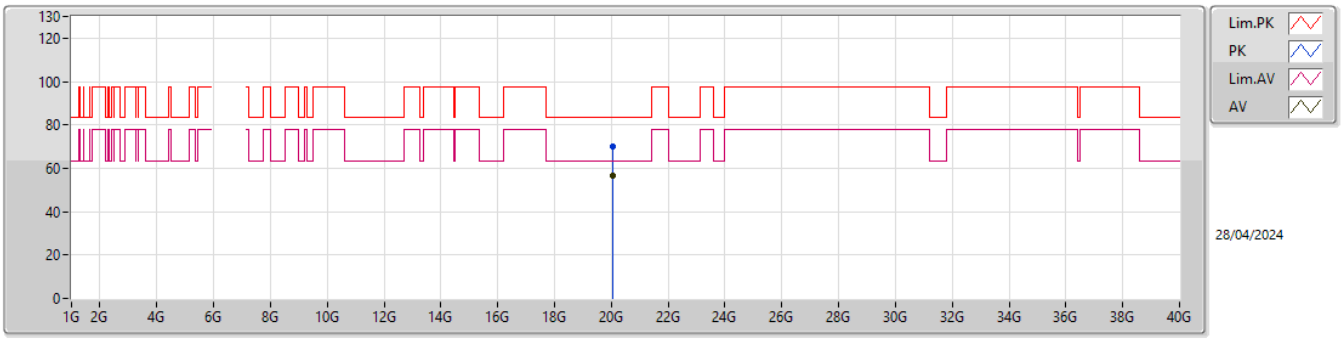

EUT Y_1TX
SET 25

Type	Freq	Level	Limit	Margin	Raw	Dist	Condition	Azimuth	Height	Comment	AF	CL	PA
	(Hz)	(dBuV/m)	(dBuV/m)	(dB)	(dBuV)	(m)		(°)	(m)		(dB)	(dB)	(dB)
PK	20.04325G	70.24	83.54	-13.30	66.56	1	Vertical	20	1.80	25	37.71	15.23	49.26
AV	20.05021G	56.85	63.54	-6.69	53.17	1	Vertical	20	1.80	25	37.70	15.24	49.26

6.525-6.875GHz_802.11be EHT40_Nss1,(MCS0)_1TX

6685MHz_TX

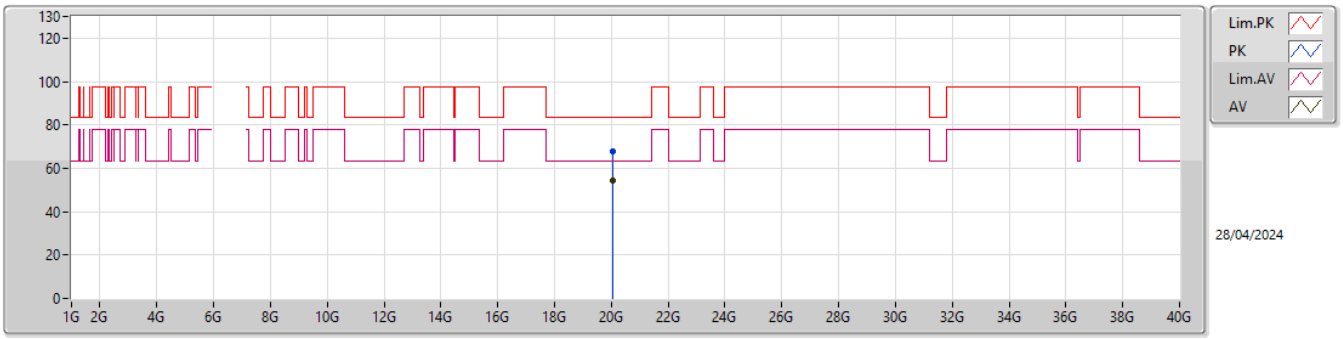

EUT Y_1TX
SET 25

Type	Freq	Level	Limit	Margin	Raw	Dist	Condition	Azimuth	Height	Comment	AF	CL	PA
	(Hz)	(dBuV/m)	(dBuV/m)	(dB)	(dBuV)	(m)		(°)	(m)		(dB)	(dB)	(dB)
PK	20.05572G	67.64	83.54	-15.90	63.94	1	Horizontal	20	1.80	25	37.72	15.24	49.26
AV	20.04901G	54.47	63.54	-9.07	50.79	1	Horizontal	20	1.80	25	37.70	15.24	49.26

6.525-6.875GHz_802.11be EHT40_Nss1,(MCS0)_1TX

6885MHz Straddle 6.525-6.875GHz_TX

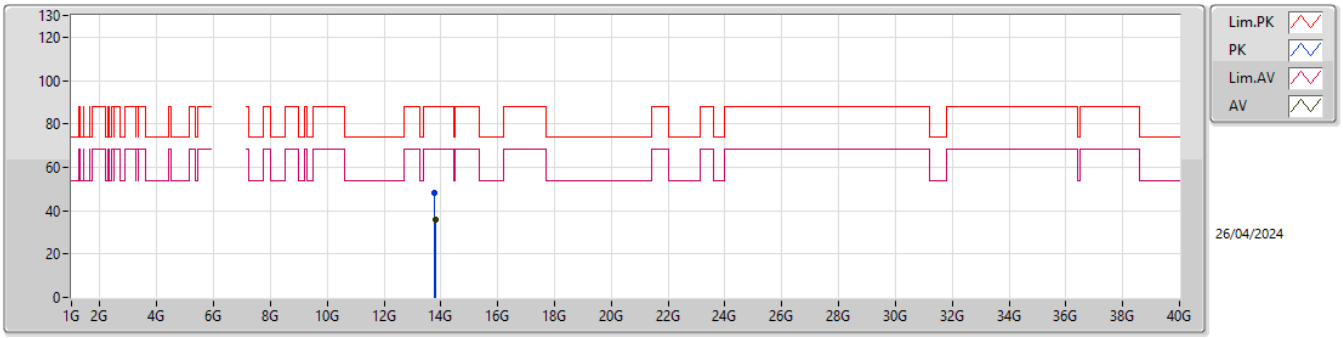

EUT Y_1TX
SET 25

Type	Freq	Level	Limit	Margin	Raw	Dist	Condition	Azimuth	Height	Comment	AF	CL	PA
	(Hz)	(dBuV/m)	(dBuV/m)	(dB)	(dBuV)	(m)		(°)	(m)		(dB)	(dB)	(dB)
PK	13.77232G	48.11	88.20	-40.09	60.49	3	Vertical	16	1.80	25	40.20	11.79	64.37
RMS	13.809G	35.87	68.20	-32.33	48.22	3	Vertical	16	1.80	25	40.22	11.81	64.38

6.525-6.875GHz_802.11be EHT40_Nss1,(MCS0)_1TX

6885MHz Straddle 6.525-6.875GHz_TX

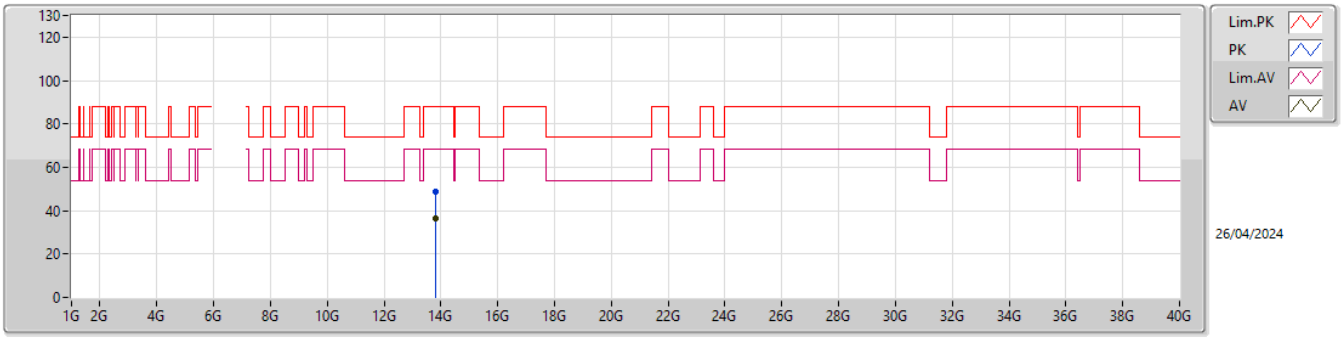

EUT Y_1TX
SET 25

Type	Freq	Level	Limit	Margin	Raw	Dist	Condition	Azimuth	Height	Comment	AF	CL	PA
	(Hz)	(dBuV/m)	(dBuV/m)	(dB)	(dBuV)	(m)		(°)	(m)		(dB)	(dB)	(dB)
PK	13.79957G	48.80	88.20	-39.40	61.18	3	Horizontal	302	1.80	25	40.20	11.80	64.38
RMS	13.80956G	36.43	68.20	-31.77	48.78	3	Horizontal	302	1.80	25	40.22	11.81	64.38

6.525-6.875GHz_802.11be EHT40_Nss1,(MCS0)_1TX

6885MHz Straddle 6.525-6.875GHz_TX

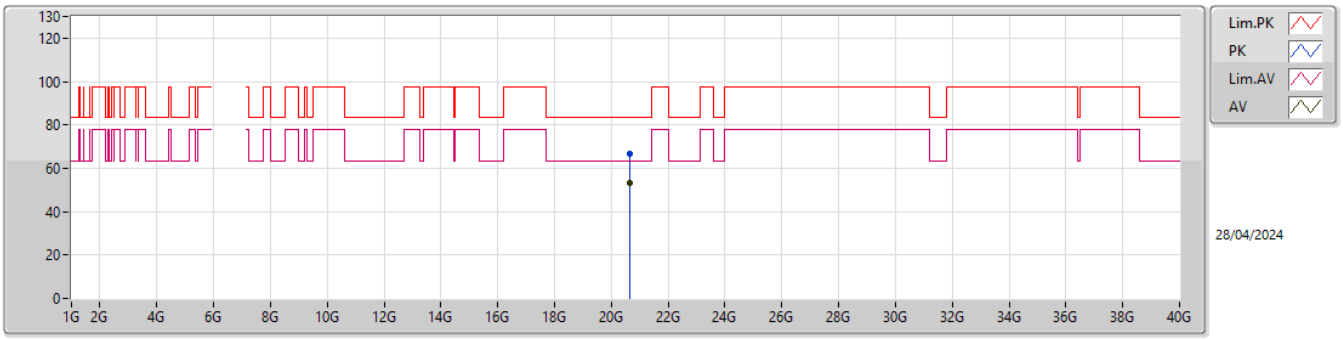

EUT Y_1TX
SET 25

Type	Freq	Level	Limit	Margin	Raw	Dist	Condition	Azimuth	Height	Comment	AF	CL	PA
	(Hz)	(dBuV/m)	(dBuV/m)	(dB)	(dBuV)	(m)		(°)	(m)		(dB)	(dB)	(dB)
PK	20.65628G	66.46	83.54	-17.08	61.89	1	Vertical	19	1.80	25	37.90	15.73	49.06
AV	20.65364G	53.11	63.54	-10.43	48.55	1	Vertical	19	1.80	25	37.90	15.72	49.06

6.525-6.875GHz_802.11be EHT40_Nss1,(MCS0)_1TX

6885MHz Straddle 6.525-6.875GHz_TX

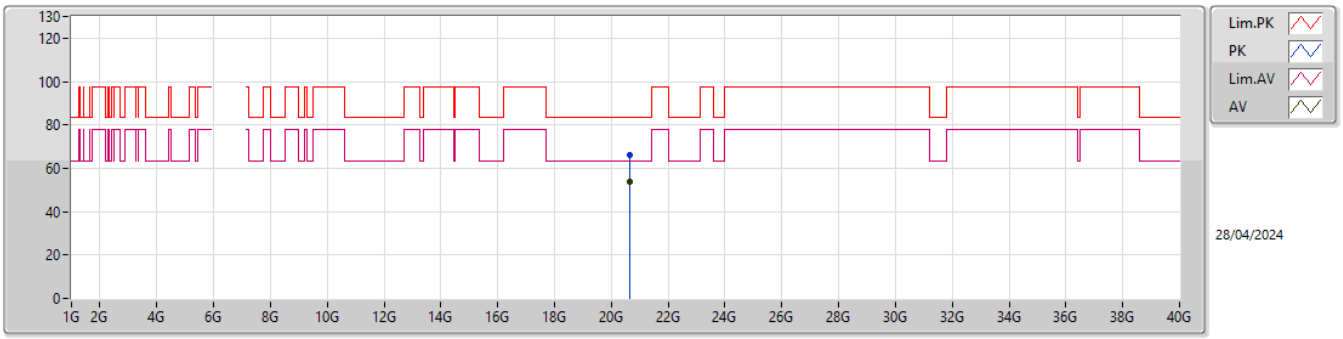

EUT Y_1TX
SET 25

Type	Freq	Level	Limit	Margin	Raw	Dist	Condition	Azimuth	Height	Comment	AF	CL	PA
	(Hz)	(dBuV/m)	(dBuV/m)	(dB)	(dBuV)	(m)		(°)	(m)		(dB)	(dB)	(dB)
PK	20.65788G	66.02	83.54	-17.52	61.45	1	Horizontal	18	1.87	25	37.90	15.73	49.06
AV	20.65748G	53.54	63.54	-10.00	48.97	1	Horizontal	18	1.87	25	37.90	15.73	49.06

6.875-7.125GHz_802.11be EHT40_Nss1,(MCS0)_1TX

6925MHz_TX

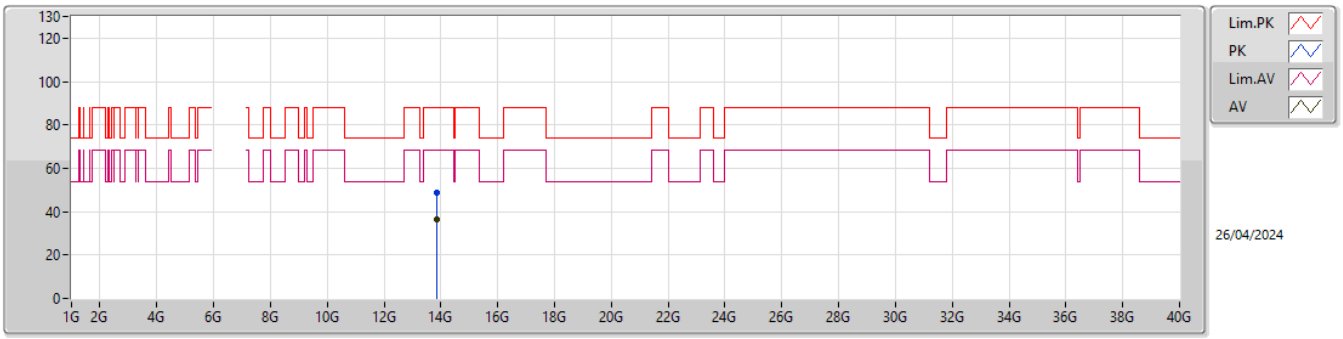

EUT Y_1TX
SET 25

Type	Freq	Level	Limit	Margin	Raw	Dist	Condition	Azimuth	Height	Comment	AF	CL	PA
	(Hz)	(dBuV/m)	(dBuV/m)	(dB)	(dBuV)	(m)		(°)	(m)		(dB)	(dB)	(dB)
PK	13.84992G	48.95	88.20	-39.25	61.23	3	Vertical	360	1.80	25	40.30	11.82	64.40
RMS	13.85008G	36.21	68.20	-31.99	48.49	3	Vertical	360	1.80	25	40.30	11.82	64.40

6.875-7.125GHz_802.11be EHT40_Nss1,(MCS0)_1TX

6925MHz_TX

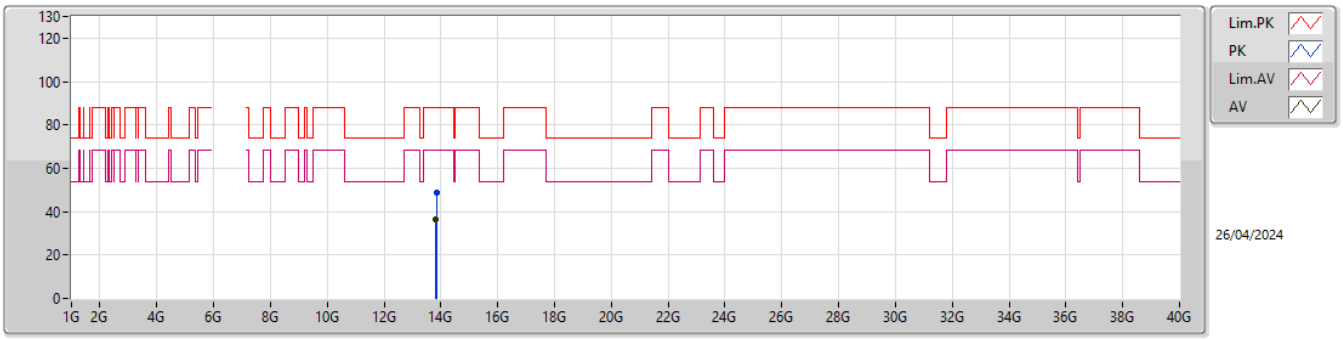

EUT Y_1TX
SET 25

Type	Freq	Level	Limit	Margin	Raw	Dist	Condition	Azimuth	Height	Comment	AF	CL	PA
	(Hz)	(dBuV/m)	(dBuV/m)	(dB)	(dBuV)	(m)		(°)	(m)		(dB)	(dB)	(dB)
PK	13.85743G	48.64	88.20	-39.56	60.85	3	Horizontal	102	1.80	25	40.36	11.83	64.40
RMS	13.81428G	36.37	68.20	-31.83	48.72	3	Horizontal	102	1.80	25	40.23	11.81	64.39

6.875-7.125GHz_802.11be EHT40_Nss1,(MCS0)_1TX

6925MHz_TX

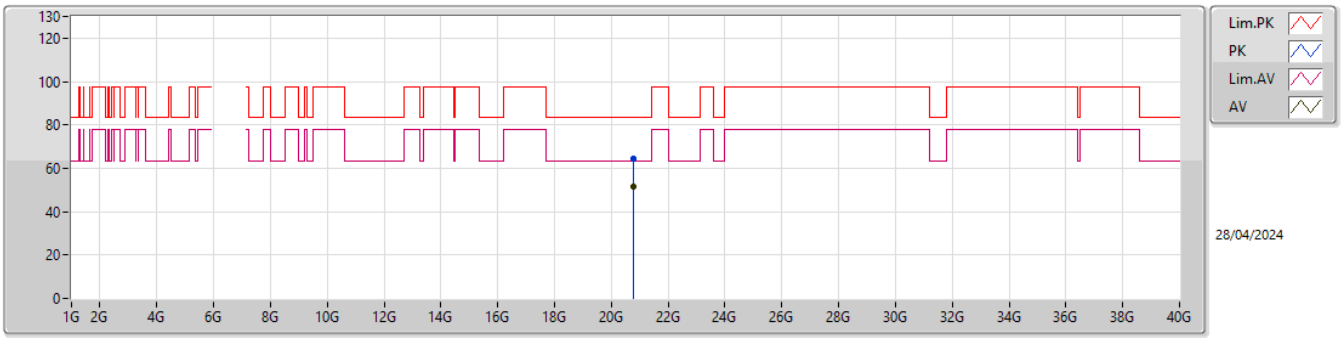

EUT Y_1TX
SET 25

Type	Freq	Level	Limit	Margin	Raw	Dist	Condition	Azimuth	Height	Comment	AF	CL	PA
	(Hz)	(dBuV/m)	(dBuV/m)	(dB)	(dBuV)	(m)		(°)	(m)		(dB)	(dB)	(dB)
PK	20.78771G	64.53	83.54	-19.01	59.59	1	Vertical	22	1.80	25	38.10	15.83	48.99
AV	20.77916G	51.67	63.54	-11.87	46.81	1	Vertical	22	1.80	25	38.03	15.82	48.99

6.875-7.125GHz_802.11be EHT40_Nss1,(MCS0)_1TX

6925MHz_TX

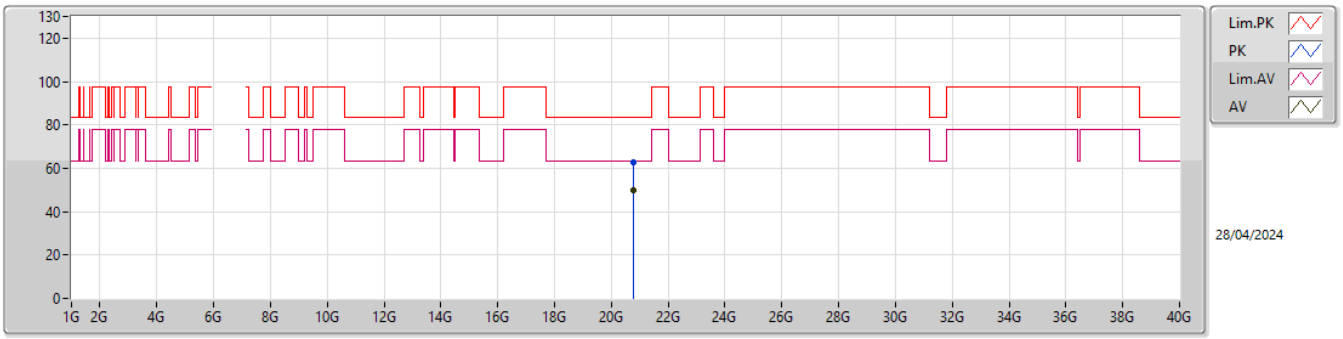

EUT Y_1TX
SET 25

Type	Freq	Level	Limit	Margin	Raw	Dist	Condition	Azimuth	Height	Comment	AF	CL	PA
	(Hz)	(dBuV/m)	(dBuV/m)	(dB)	(dBuV)	(m)		(°)	(m)		(dB)	(dB)	(dB)
PK	20.77564G	62.54	83.54	-21.00	57.71	1	Horizontal	30	1.80	25	38.01	15.82	49.00
AV	20.77252G	49.76	63.54	-13.78	44.96	1	Horizontal	30	1.80	25	37.98	15.82	49.00

6.875-7.125GHz_802.11be EHT40_Nss1,(MCS0)_1TX

7005MHz_TX

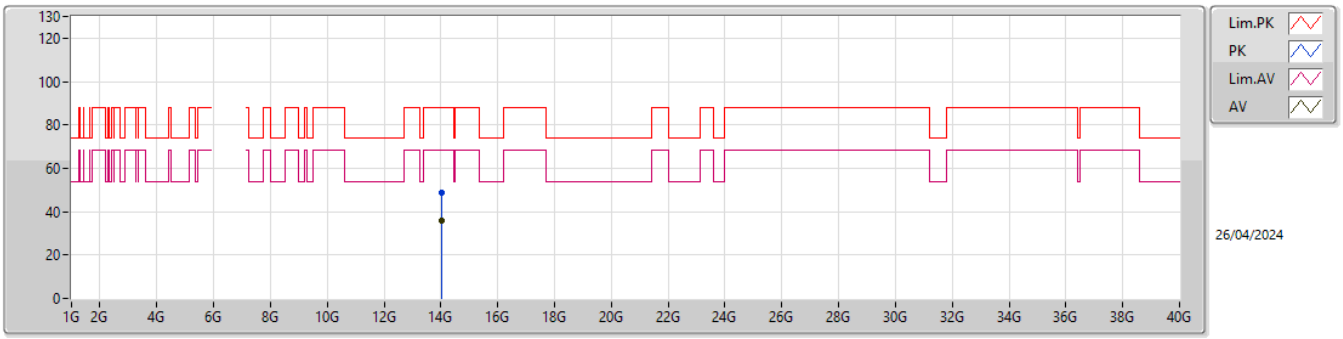

EUT Y_1TX
SET 25

Type	Freq	Level	Limit	Margin	Raw	Dist	Condition	Azimuth	Height	Comment	AF	CL	PA
	(Hz)	(dBuV/m)	(dBuV/m)	(dB)	(dBuV)	(m)		(°)	(m)		(dB)	(dB)	(dB)
PK	14.02295G	48.86	88.20	-39.34	60.43	3	Vertical	95	1.80	25	40.95	11.89	64.41
RMS	14.02199G	36.09	68.20	-32.11	47.67	3	Vertical	95	1.80	25	40.94	11.89	64.41

6.875-7.125GHz_802.11be EHT40_Nss1,(MCS0)_1TX

7005MHz_TX

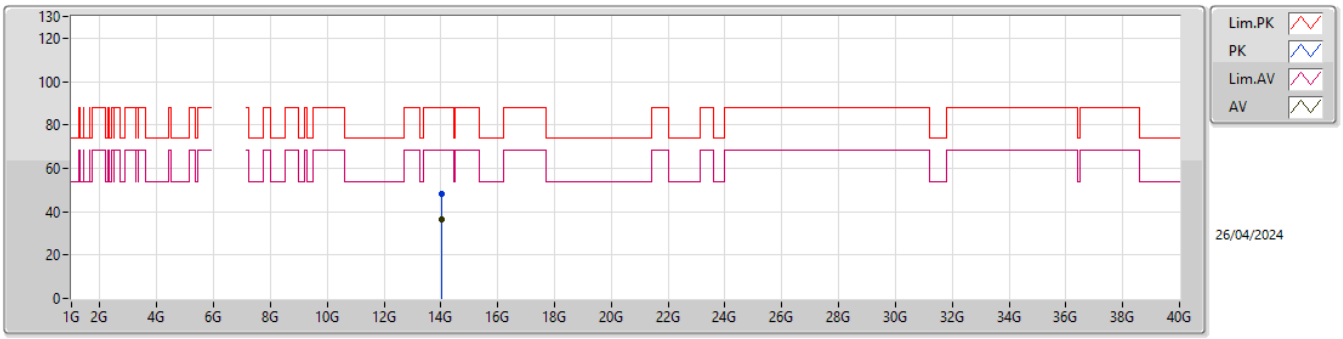

EUT Y_1TX
SET 25

Type	Freq	Level	Limit	Margin	Raw	Dist	Condition	Azimuth	Height	Comment	AF	CL	PA
	(Hz)	(dBuV/m)	(dBuV/m)	(dB)	(dBuV)	(m)		(°)	(m)		(dB)	(dB)	(dB)
PK	14.03526G	48.08	88.20	-40.12	59.59	3	Horizontal	1	1.80	25	40.97	11.90	64.38
RMS	14.02295G	36.37	68.20	-31.83	47.94	3	Horizontal	1	1.80	25	40.95	11.89	64.41

6.875-7.125GHz_802.11be EHT40_Nss1,(MCS0)_1TX

7005MHz_TX

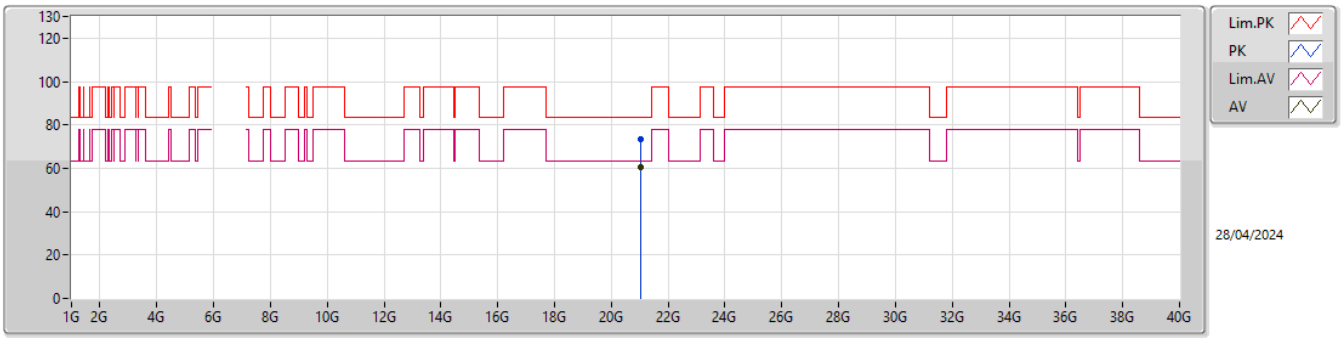

EUT Y_1TX
SET 25

Type	Freq	Level	Limit	Margin	Raw	Dist	Condition	Azimuth	Height	Comment	AF	CL	PA
	(Hz)	(dBuV/m)	(dBuV/m)	(dB)	(dBuV)	(m)		(°)	(m)		(dB)	(dB)	(dB)
PK	21.02843G	73.17	83.54	-10.37	67.85	1	Vertical	7	1.63	25	38.18	16.02	48.88
AV	21.0162G	60.26	63.54	-3.28	55.07	1	Vertical	7	1.63	25	38.06	16.01	48.88

6.875-7.125GHz_802.11be EHT40_Nss1,(MCS0)_1TX

7005MHz_TX

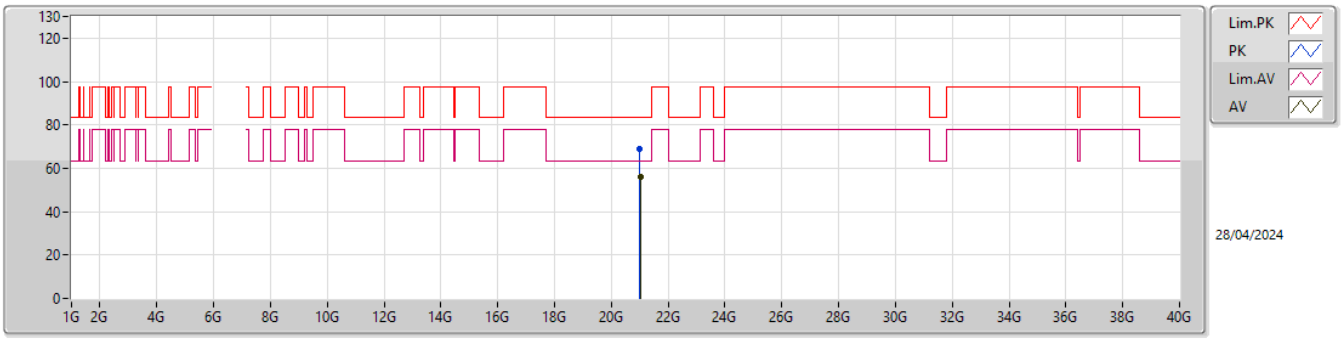

EUT Y_1TX
SET 25

Type	Freq	Level	Limit	Margin	Raw	Dist	Condition	Azimuth	Height	Comment	AF	CL	PA
	(Hz)	(dBuV/m)	(dBuV/m)	(dB)	(dBuV)	(m)		(°)	(m)		(dB)	(dB)	(dB)
PK	20.99974G	68.77	83.54	-14.77	63.75	1	Horizontal	342	1.80	25	37.90	16.00	48.88
AV	21.01404G	56.06	63.54	-7.48	50.89	1	Horizontal	342	1.80	25	38.04	16.01	48.88

6.875-7.125GHz_802.11be EHT40_Nss1,(MCS0)_1TX

7085MHz_TX

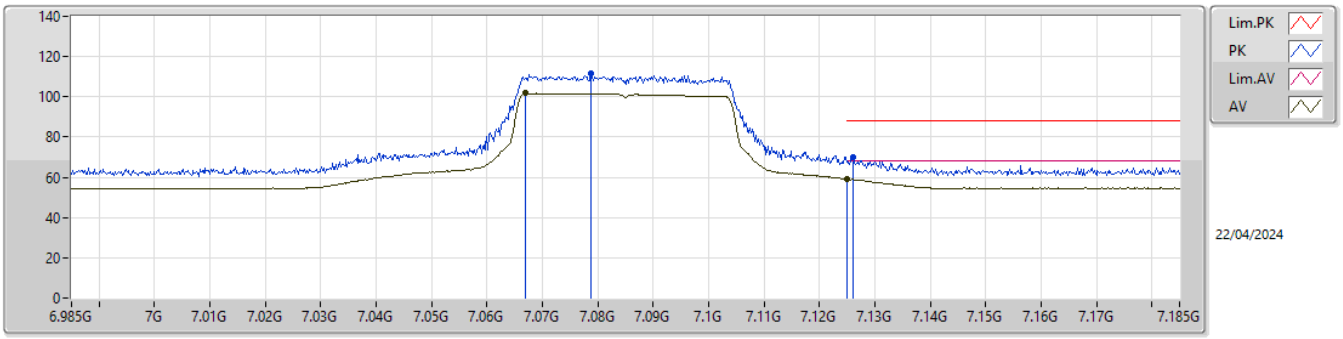

EUT Y_1TX
SET 18.5

Type	Freq	Level	Limit	Margin	Raw	Dist	Condition	Azimuth	Height	Comment	AF	CL	PA
	(Hz)	(dBuV/m)	(dBuV/m)	(dB)	(dBuV)	(m)		(°)	(m)		(dB)	(dB)	(dB)
PK	7.0788G	111.67	Inf	-Inf	100.70	3	Vertical	326	1.80	-	35.47	8.53	33.03
RMS	7.067G	101.71	Inf	-Inf	90.80	3	Vertical	326	1.80	-	35.40	8.54	33.03
PK	7.126G	69.88	88.20	-18.32	58.65	3	Vertical	326	1.80	-	35.76	8.52	33.05
RMS	7.125G	59.15	68.20	-9.05	47.93	3	Vertical	326	1.80	-	35.75	8.52	33.05

6.875-7.125GHz_802.11be EHT40_Nss1,(MCS0)_1TX

7085MHz_TX

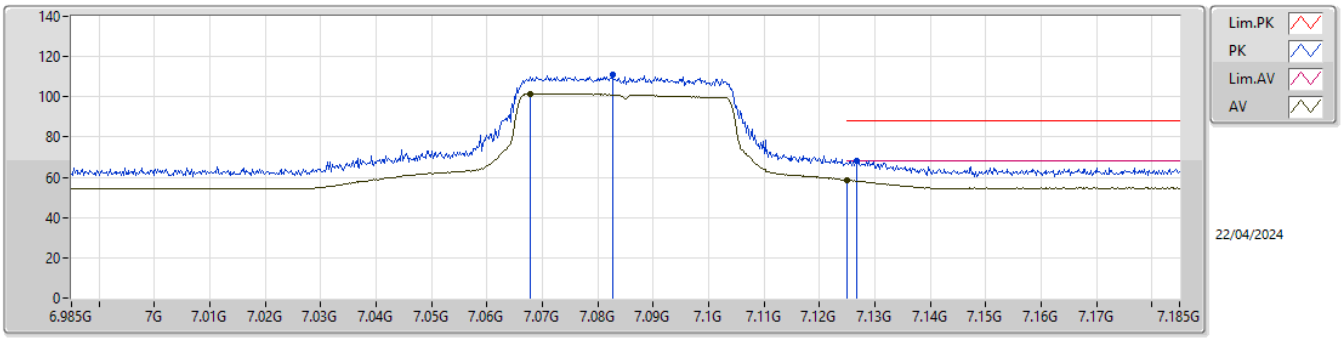

EUT Y_1TX
SET 18.5

Type	Freq	Level	Limit	Margin	Raw	Dist	Condition	Azimuth	Height	Comment	AF	CL	PA
	(Hz)	(dBuV/m)	(dBuV/m)	(dB)	(dBuV)	(m)		(°)	(m)		(dB)	(dB)	(dB)
PK	7.0826G	110.74	Inf	-Inf	99.74	3	Horizontal	350	2.91	-	35.50	8.53	33.03
RMS	7.0678G	101.31	Inf	-Inf	90.39	3	Horizontal	350	2.91	-	35.41	8.54	33.03
PK	7.1268G	68.34	88.20	-19.86	57.11	3	Horizontal	350	2.91	-	35.76	8.52	33.05
RMS	7.125G	58.60	68.20	-9.60	47.38	3	Horizontal	350	2.91	-	35.75	8.52	33.05

6.875-7.125GHz_802.11be EHT40_Nss1,(MCS0)_1TX

7085MHz_TX

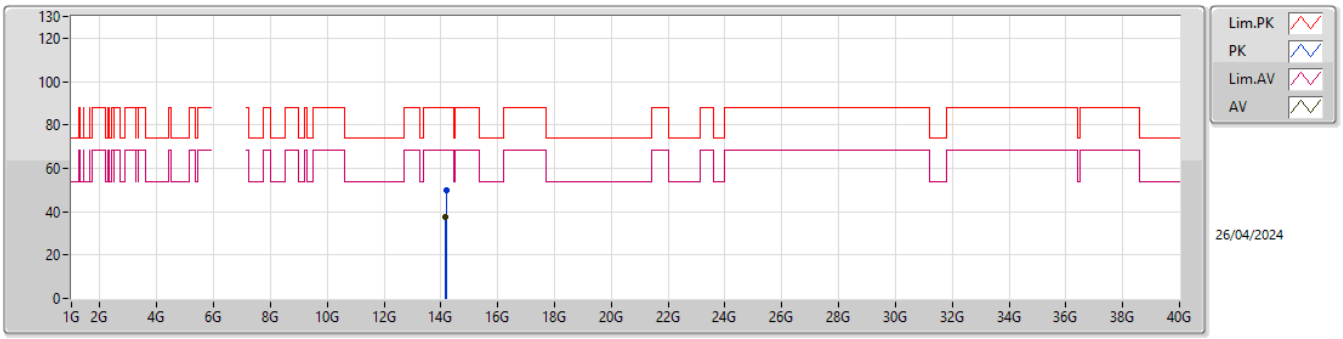

EUT Y_1TX
SET 25

Type	Freq	Level	Limit	Margin	Raw	Dist	Condition	Azimuth	Height	Comment	AF	CL	PA
	(Hz)	(dBuV/m)	(dBuV/m)	(dB)	(dBuV)	(m)		(°)	(m)		(dB)	(dB)	(dB)
PK	14.20293G	49.65	88.20	-38.55	60.21	3	Vertical	305	1.80	25	41.49	11.97	64.02
RMS	14.17456G	37.63	68.20	-30.57	48.30	3	Vertical	305	1.80	25	41.45	11.96	64.08

6.875-7.125GHz_802.11be EHT40_Nss1,(MCS0)_1TX

7085MHz_TX

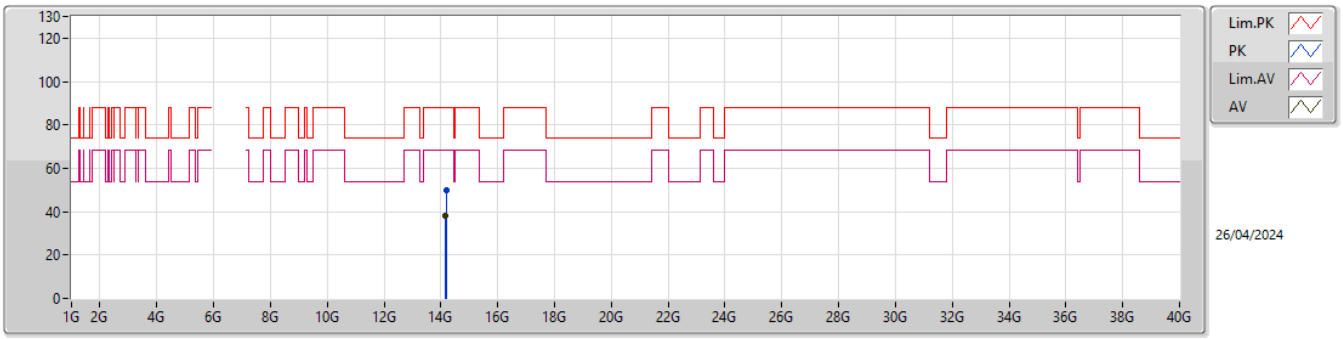

EUT Y_1TX
SET 25

Type	Freq	Level	Limit	Margin	Raw	Dist	Condition	Azimuth	Height	Comment	AF	CL	PA
	(Hz)	(dBuV/m)	(dBuV/m)	(dB)	(dBuV)	(m)		(°)	(m)		(dB)	(dB)	(dB)
PK	14.18015G	50.11	88.20	-38.09	60.76	3	Horizontal	43	1.80	25	41.46	11.96	64.07
RMS	14.17176G	37.94	68.20	-30.26	48.63	3	Horizontal	43	1.80	25	41.44	11.96	64.09

6.875-7.125GHz_802.11be EHT40_Nss1,(MCS0)_1TX

7085MHz_TX

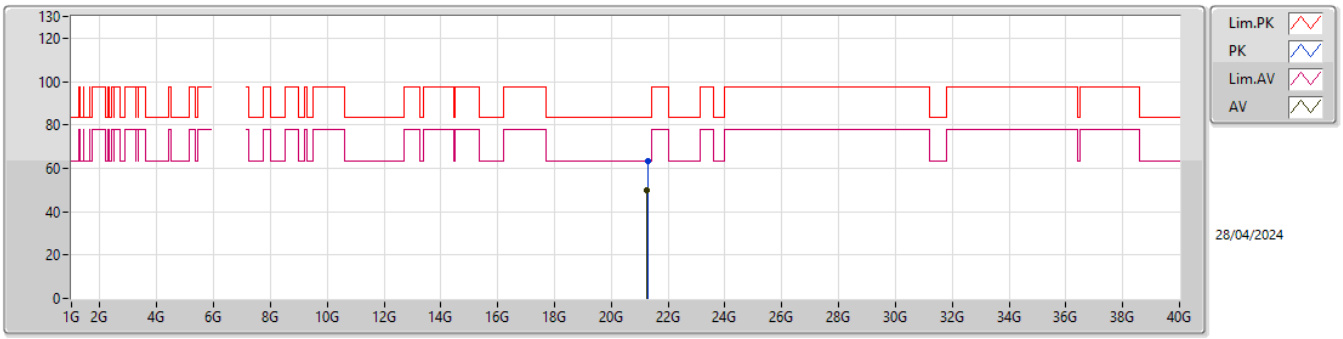

EUT Y_1TX
SET 25

Type	Freq	Level	Limit	Margin	Raw	Dist	Condition	Azimuth	Height	Comment	AF	CL	PA
	(Hz)	(dBuV/m)	(dBuV/m)	(dB)	(dBuV)	(m)		(°)	(m)		(dB)	(dB)	(dB)
PK	21.28201G	63.44	83.54	-20.10	57.80	1	Vertical	344	1.80	25	38.26	16.23	48.85
AV	21.26843G	49.81	63.54	-13.73	44.30	1	Vertical	344	1.80	25	38.15	16.21	48.85

6.875-7.125GHz_802.11be EHT40_Nss1,(MCS0)_1TX

7085MHz_TX

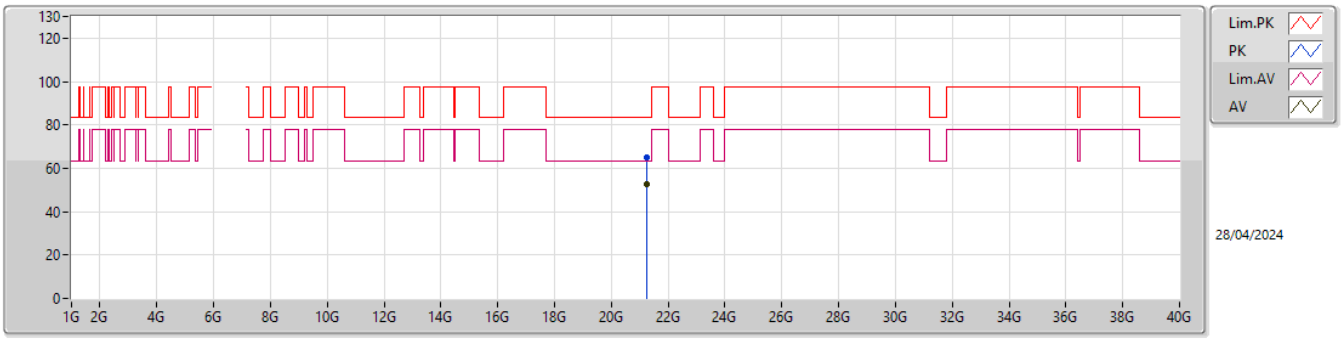

EUT Y_1TX
SET 25

Type	Freq	Level	Limit	Margin	Raw	Dist	Condition	Azimuth	Height	Comment	AF	CL	PA
	(Hz)	(dBuV/m)	(dBuV/m)	(dB)	(dBuV)	(m)		(°)	(m)		(dB)	(dB)	(dB)
PK	21.24022G	64.94	83.54	-18.60	59.60	1	Horizontal	67	1.80	25	38.00	16.19	48.85
AV	21.25308G	52.87	63.54	-10.67	47.50	1	Horizontal	67	1.80	25	38.02	16.20	48.85

5.925-6.425GHz_802.11be EHT80_Nss1,(MCS0)_1TX

5985MHz_TX

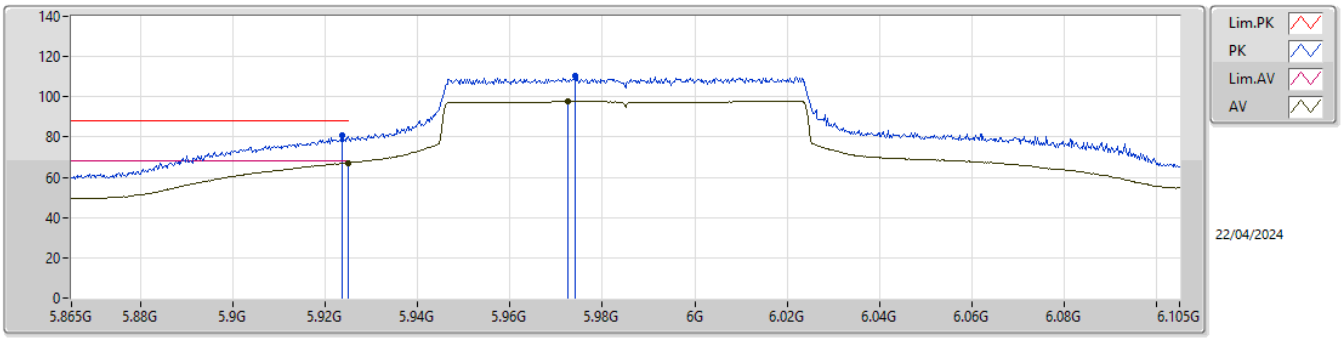

EUT Y_1TX
SET 21.5

Type	Freq	Level	Limit	Margin	Raw	Dist	Condition	Azimuth	Height	Comment	AF	CL	PA
	(Hz)	(dBuV/m)	(dBuV/m)	(dB)	(dBuV)	(m)		(°)	(m)		(dB)	(dB)	(dB)
PK	5.92356G	81.09	88.20	-7.11	74.02	3	Vertical	62	1.80	-	32.40	7.64	32.97
RMS	5.925G	67.20	68.20	-1.00	60.13	3	Vertical	62	1.80	-	32.40	7.64	32.97
PK	5.9742G	110.21	Inf	-Inf	103.08	3	Vertical	62	1.80	-	32.45	7.67	32.99
RMS	5.97252G	97.63	Inf	-Inf	90.50	3	Vertical	62	1.80	-	32.45	7.67	32.99

5.925-6.425GHz_802.11be EHT80_Nss1,(MCS0)_1TX

5985MHz_TX

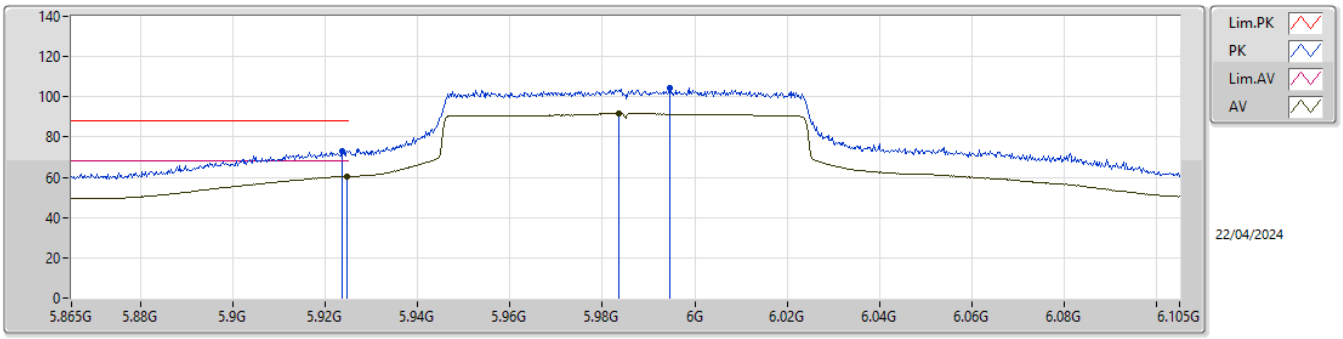

EUT Y_1TX
SET 21.5

Type	Freq	Level	Limit	Margin	Raw	Dist	Condition	Azimuth	Height	Comment	AF	CL	PA
	(Hz)	(dBuV/m)	(dBuV/m)	(dB)	(dBuV)	(m)		(°)	(m)		(dB)	(dB)	(dB)
PK	5.92356G	73.05	88.20	-15.15	65.98	3	Horizontal	298	2.95	-	32.40	7.64	32.97
RMS	5.92476G	60.46	68.20	-7.74	53.39	3	Horizontal	298	2.95	-	32.40	7.64	32.97
PK	5.9946G	104.43	Inf	-Inf	97.26	3	Horizontal	298	2.95	-	32.49	7.68	33.00
RMS	5.98356G	91.67	Inf	-Inf	84.52	3	Horizontal	298	2.95	-	32.47	7.67	32.99

5.925-6.425GHz_802.11be EHT80_Nss1,(MCS0)_1TX

5985MHz_TX

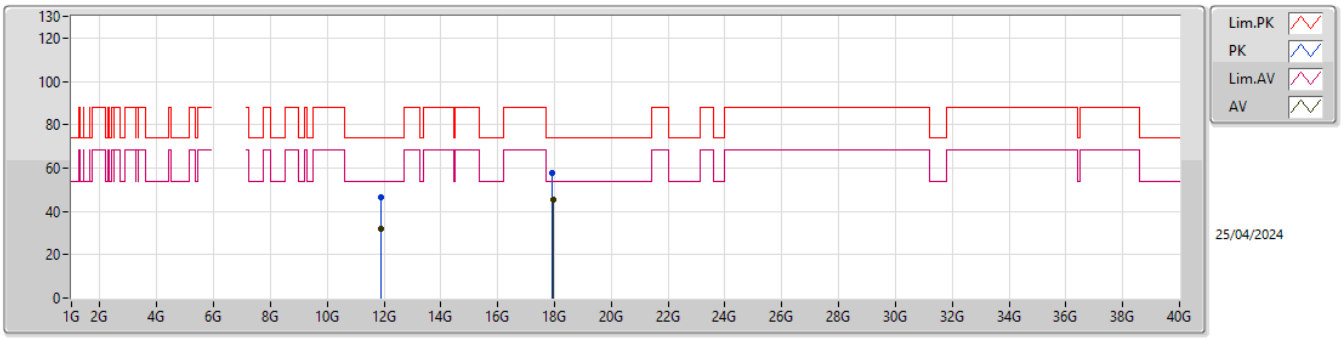

EUT Y_1TX
SET 25

Type	Freq	Level	Limit	Margin	Raw	Dist	Condition	Azimuth	Height	Comment	AF	CL	PA
	(Hz)	(dBuV/m)	(dBuV/m)	(dB)	(dBuV)	(m)		(°)	(m)		(dB)	(dB)	(dB)
PK	11.90271G	46.59	74.00	-27.41	62.41	3	Vertical	238	1.80	25	38.91	11.07	65.80
AV	11.91022G	32.05	54.00	-21.95	47.86	3	Vertical	238	1.80	25	38.92	11.07	65.80
PK	17.90945G	57.45	74.00	-16.55	59.38	3	Vertical	11	1.80	25	47.11	13.42	62.46
AV	17.97594G	45.55	54.00	-8.45	45.61	3	Vertical	11	1.80	25	48.83	13.44	62.33

5.925-6.425GHz_802.11be EHT80_Nss1,(MCS0)_1TX

5985MHz_TX

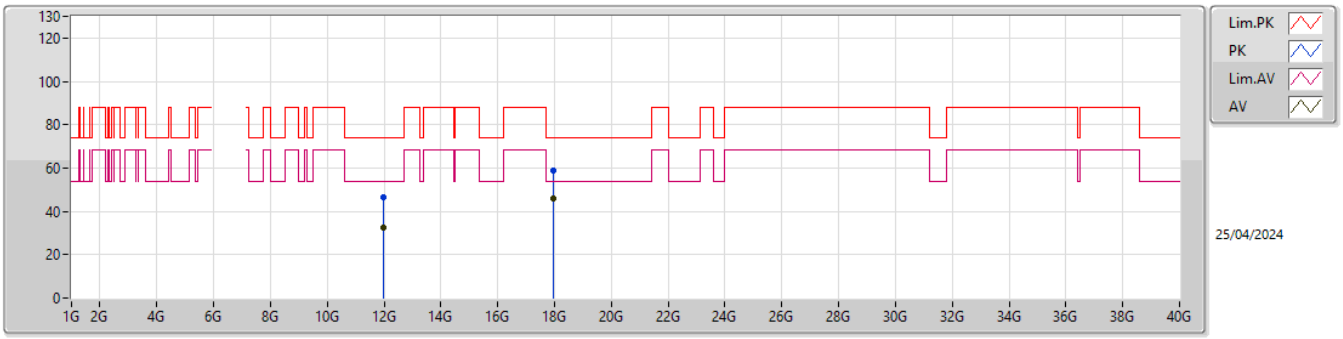

EUT Y_1TX
SET 25

Type	Freq	Level	Limit	Margin	Raw	Dist	Condition	Azimuth	Height	Comment	AF	CL	PA
	(Hz)	(dBuV/m)	(dBuV/m)	(dB)	(dBuV)	(m)		(°)	(m)		(dB)	(dB)	(dB)
PK	11.99126G	46.63	74.00	-27.37	62.18	3	Horizontal	286	1.80	25	39.08	11.12	65.75
AV	11.9716G	32.29	54.00	-21.71	47.91	3	Horizontal	286	1.80	25	39.04	11.10	65.76
PK	17.94893G	58.87	74.00	-15.13	59.84	3	Horizontal	11	1.80	25	47.98	13.43	62.38
AV	17.97546G	46.19	54.00	-7.81	46.27	3	Horizontal	11	1.80	25	48.81	13.44	62.33

5.925-6.425GHz_802.11be EHT80_Nss1,(MCS0)_1TX

5985MHz_TX

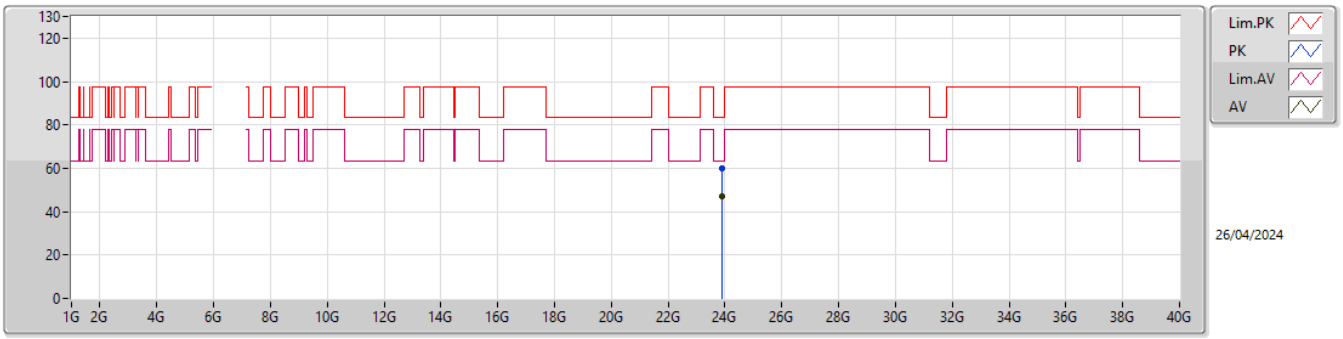

EUT Y_1TX
SET 25

Type	Freq	Level	Limit	Margin	Raw	Dist	Condition	Azimuth	Height	Comment	AF	CL	PA
	(Hz)	(dBuV/m)	(dBuV/m)	(dB)	(dBuV)	(m)		(°)	(m)		(dB)	(dB)	(dB)
PK	23.90388G	59.89	83.54	-23.65	50.85	1	Vertical	360	1.75	25	38.81	17.37	47.14
AV	23.9173G	47.19	63.54	-16.35	38.11	1	Vertical	360	1.75	25	38.83	17.38	47.13

5.925-6.425GHz_802.11be EHT80_Nss1,(MCS0)_1TX

5985MHz_TX

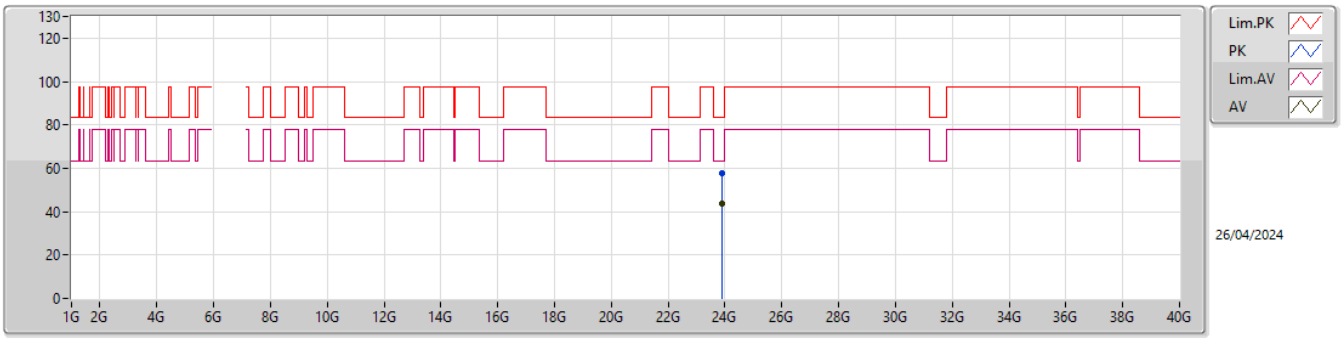

EUT Y_1TX
SET 25

Type	Freq	Level	Limit	Margin	Raw	Dist	Condition	Azimuth	Height	Comment	AF	CL	PA
	(Hz)	(dBuV/m)	(dBuV/m)	(dB)	(dBuV)	(m)		(°)	(m)		(dB)	(dB)	(dB)
PK	23.90819G	57.44	83.54	-26.10	48.39	1	Horizontal	303	1.80	25	38.82	17.37	47.14
AV	23.90899G	43.58	63.54	-19.96	34.53	1	Horizontal	303	1.80	25	38.82	17.37	47.14

5.925-6.425GHz_802.11be EHT80_Nss1,(MCS0)_1TX

6225MHz_TX

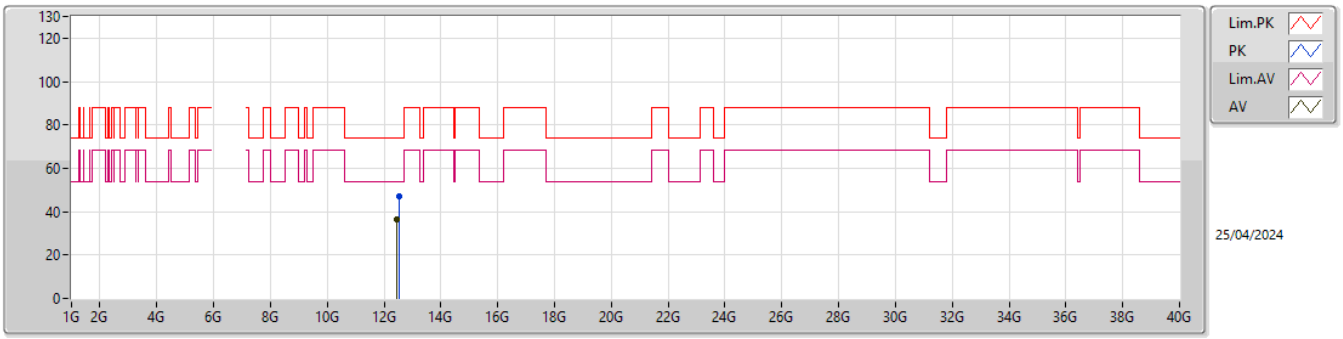

EUT Y_1TX
SET 25

Type	Freq	Level	Limit	Margin	Raw	Dist	Condition	Azimuth	Height	Comment	AF	CL	PA
	(Hz)	(dBuV/m)	(dBuV/m)	(dB)	(dBuV)	(m)		(°)	(m)		(dB)	(dB)	(dB)
PK	12.52944G	47.10	74.00	-26.90	62.57	3	Vertical	352	1.80	25	38.50	11.32	65.29
AV	12.45G	36.22	54.00	-17.78	51.77	3	Vertical	352	1.80	25	38.50	11.29	65.34

5.925-6.425GHz_802.11be EHT80_Nss1,(MCS0)_1TX

6225MHz_TX

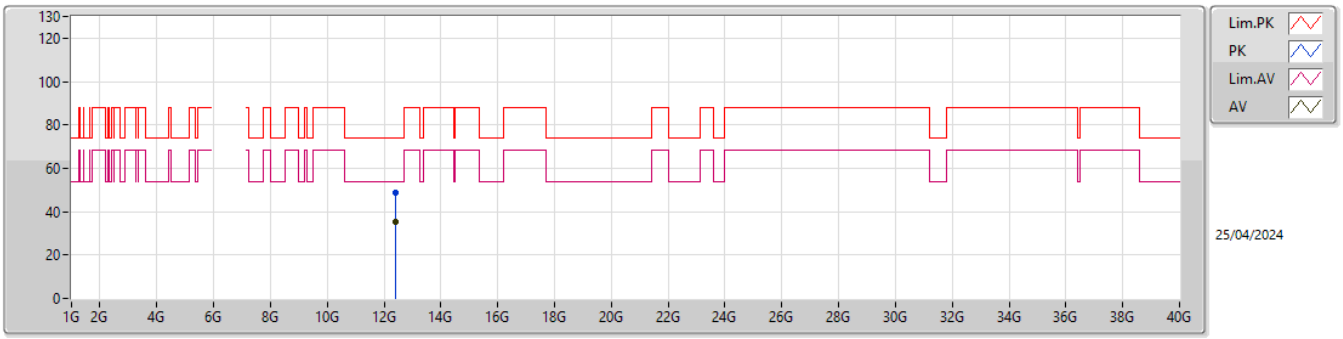

EUT Y_1TX
SET 25

Type	Freq	Level	Limit	Margin	Raw	Dist	Condition	Azimuth	Height	Comment	AF	CL	PA
	(Hz)	(dBuV/m)	(dBuV/m)	(dB)	(dBuV)	(m)		(°)	(m)		(dB)	(dB)	(dB)
PK	12.4078G	48.49	74.00	-25.51	63.84	3	Horizontal	16	1.80	25	38.75	11.27	65.37
AV	12.40796G	35.37	54.00	-18.63	50.71	3	Horizontal	16	1.80	25	38.75	11.28	65.37

5.925-6.425GHz_802.11be EHT80_Nss1,(MCS0)_1TX

6225MHz_TX

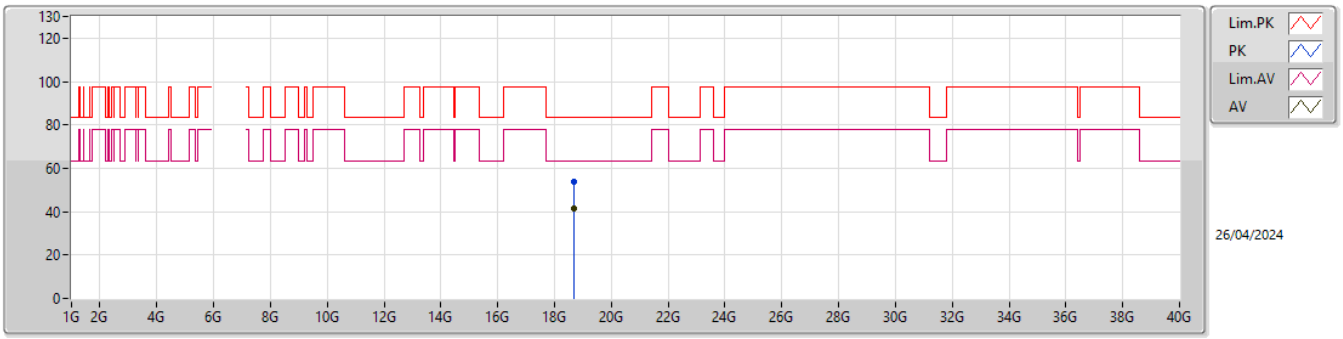

EUT Y_1TX
SET 25

Type	Freq	Level	Limit	Margin	Raw	Dist	Condition	Azimuth	Height	Comment	AF	CL	PA
	(Hz)	(dBuV/m)	(dBuV/m)	(dB)	(dBuV)	(m)		(°)	(m)		(dB)	(dB)	(dB)
PK	18.66829G	53.86	83.54	-29.68	50.43	1	Vertical	6	1.80	25	37.73	15.27	49.57
AV	18.66509G	41.60	63.54	-21.94	38.16	1	Vertical	6	1.80	25	37.74	15.27	49.57

5.925-6.425GHz_802.11be EHT80_Nss1,(MCS0)_1TX

6225MHz_TX

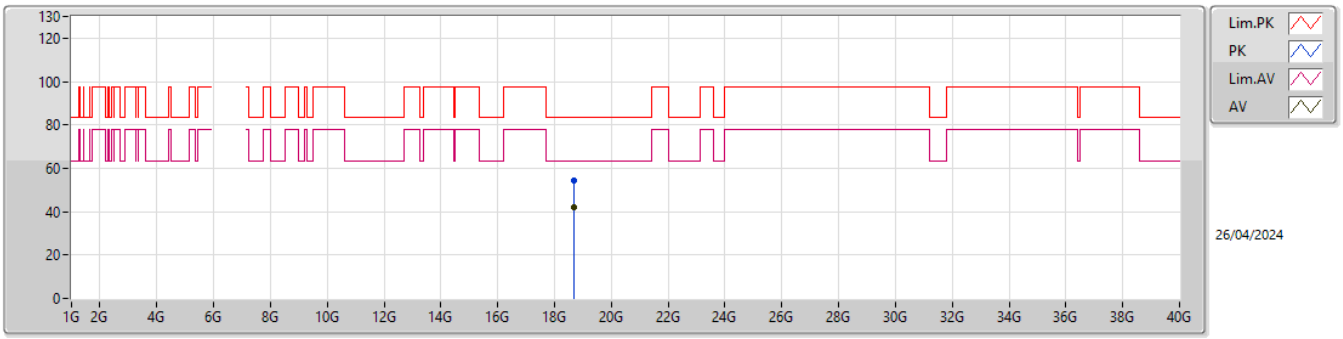

EUT Y_1TX
SET 25

Type	Freq	Level	Limit	Margin	Raw	Dist	Condition	Azimuth	Height	Comment	AF	CL	PA
	(Hz)	(dBuV/m)	(dBuV/m)	(dB)	(dBuV)	(m)		(°)	(m)		(dB)	(dB)	(dB)
PK	18.66829G	54.44	83.54	-29.10	51.01	1	Horizontal	12	1.88	25	37.73	15.27	49.57
AV	18.66445G	42.17	63.54	-21.37	38.73	1	Horizontal	12	1.88	25	37.74	15.27	49.57

5.925-6.425GHz_802.11be EHT80_Nss1,(MCS0)_1TX

6385MHz_TX

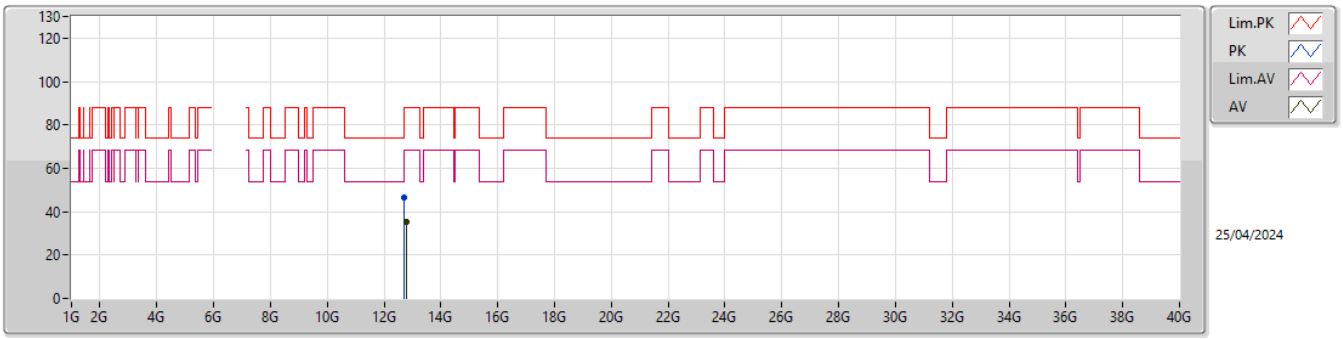

EUT Y_1TX
SET 25

Type	Freq	Level	Limit	Margin	Raw	Dist	Condition	Azimuth	Height	Comment	AF	CL	PA
	(Hz)	(dBuV/m)	(dBuV/m)	(dB)	(dBuV)	(m)		(°)	(m)		(dB)	(dB)	(dB)
PK	12.70686G	46.52	88.20	-41.68	61.59	3	Vertical	360	1.80	25	38.81	11.39	65.27
AV	12.76984G	35.18	68.20	-33.02	50.01	3	Vertical	360	1.80	25	39.02	11.41	65.26

5.925-6.425GHz_802.11be EHT80_Nss1,(MCS0)_1TX

6385MHz_TX

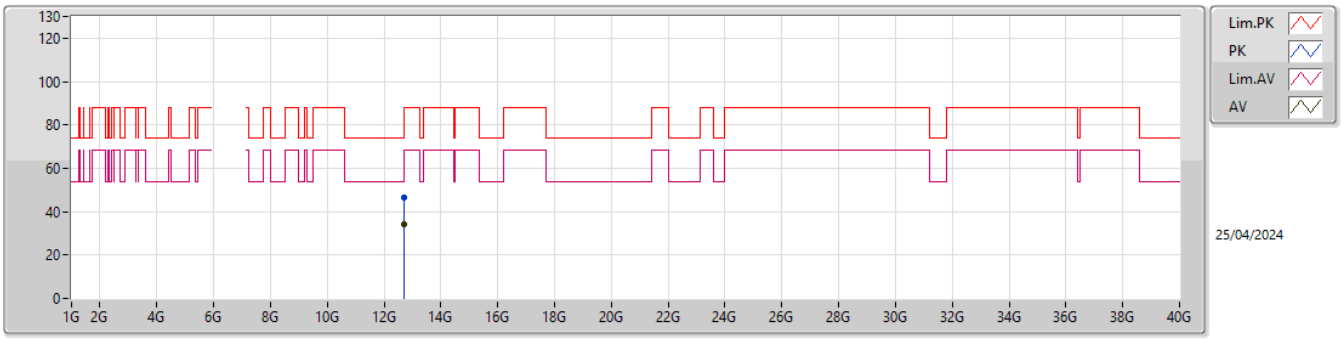

EUT Y_1TX
SET 25

Type	Freq	Level	Limit	Margin	Raw	Dist	Condition	Azimuth	Height	Comment	AF	CL	PA
	(Hz)	(dBuV/m)	(dBuV/m)	(dB)	(dBuV)	(m)		(°)	(m)		(dB)	(dB)	(dB)
PK	12.69088G	46.26	74.00	-27.74	61.35	3	Horizontal	12	1.80	25	38.80	11.38	65.27
AV	12.69008G	34.00	54.00	-20.00	49.09	3	Horizontal	12	1.80	25	38.80	11.38	65.27

5.925-6.425GHz_802.11be EHT80_Nss1,(MCS0)_1TX

6385MHz_TX

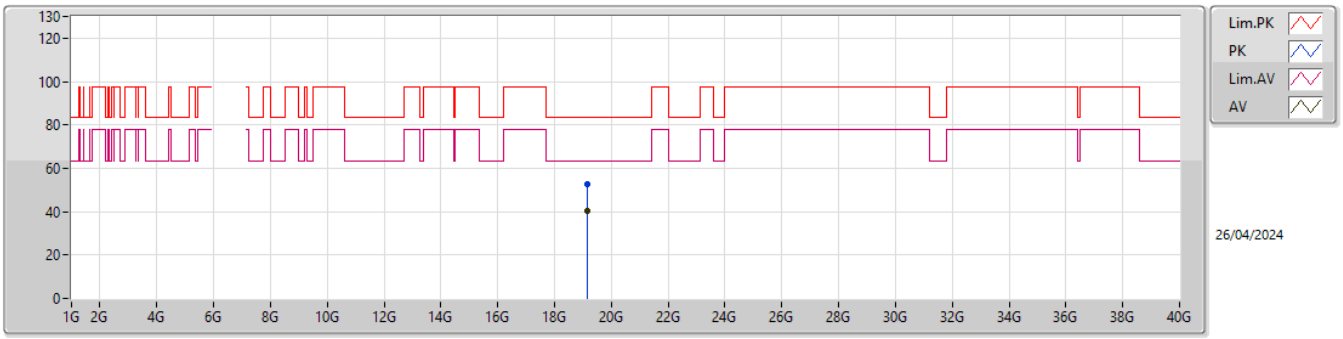

EUT Y_1TX
SET 25

Type	Freq	Level	Limit	Margin	Raw	Dist	Condition	Azimuth	Height	Comment	AF	CL	PA
	(Hz)	(dBuV/m)	(dBuV/m)	(dB)	(dBuV)	(m)		(°)	(m)		(dB)	(dB)	(dB)
PK	19.1721G	52.70	83.54	-30.84	49.09	1	Vertical	10	1.80	25	37.83	15.24	49.46
AV	19.14941G	40.39	63.54	-23.15	36.89	1	Vertical	10	1.80	25	37.70	15.24	49.44

5.925-6.425GHz_802.11be EHT80_Nss1,(MCS0)_1TX

6385MHz_TX

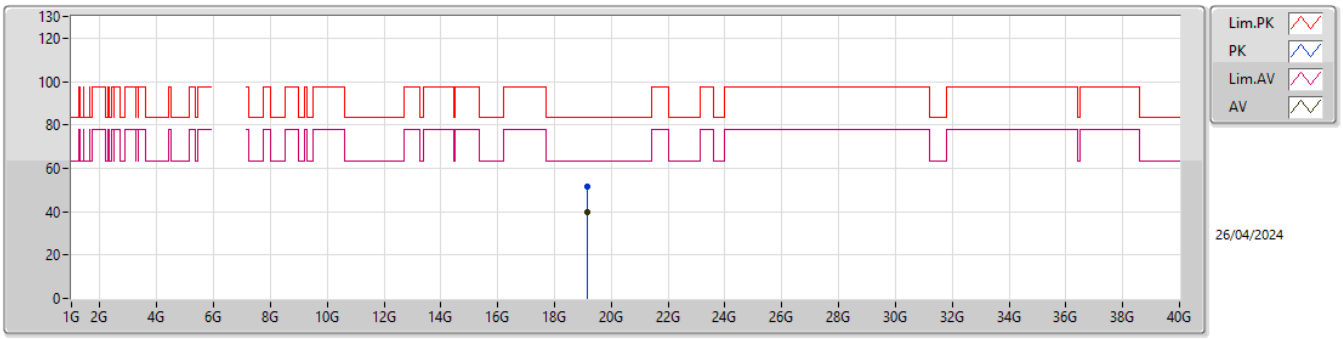

EUT Y_1TX
SET 25

Type	Freq	Level	Limit	Margin	Raw	Dist	Condition	Azimuth	Height	Comment	AF	CL	PA
	(Hz)	(dBuV/m)	(dBuV/m)	(dB)	(dBuV)	(m)		(°)	(m)		(dB)	(dB)	(dB)
PK	19.16011G	51.77	83.54	-31.77	48.22	1	Horizontal	34	1.80	25	37.76	15.24	49.45
AV	19.15388G	40.06	63.54	-23.48	36.54	1	Horizontal	34	1.80	25	37.72	15.24	49.44

6.425-6.525GHz_802.11be EHT80_Nss1,(MCS0)_1TX

6465MHz_TX

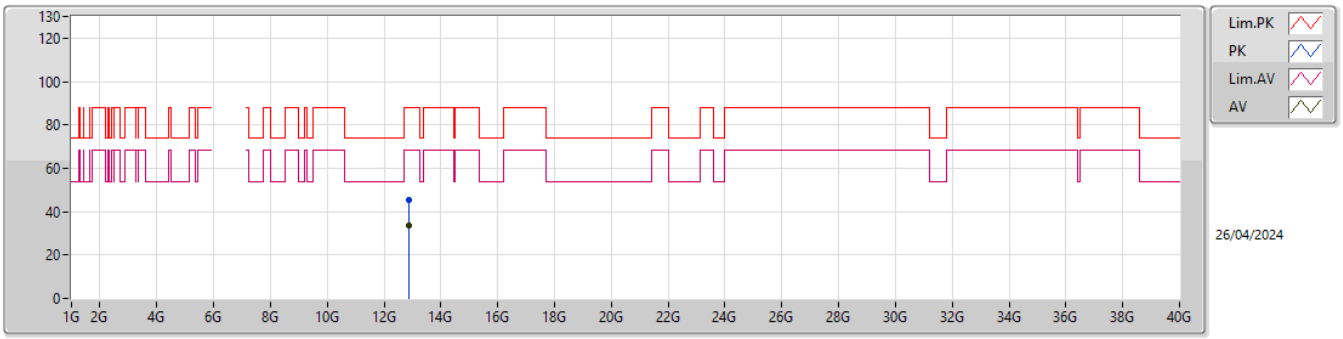

EUT Y_1TX
SET 25

Type	Freq	Level	Limit	Margin	Raw	Dist	Condition	Azimuth	Height	Comment	AF	CL	PA
	(Hz)	(dBuV/m)	(dBuV/m)	(dB)	(dBuV)	(m)		(°)	(m)		(dB)	(dB)	(dB)
PK	12.86223G	45.54	88.20	-42.66	60.04	3	Vertical	162	1.80	25	39.30	11.45	65.25
RMS	12.86686G	33.89	68.20	-34.31	48.39	3	Vertical	162	1.80	25	39.30	11.45	65.25

6.425-6.525GHz_802.11be EHT80_Nss1,(MCS0)_1TX

6465MHz_TX

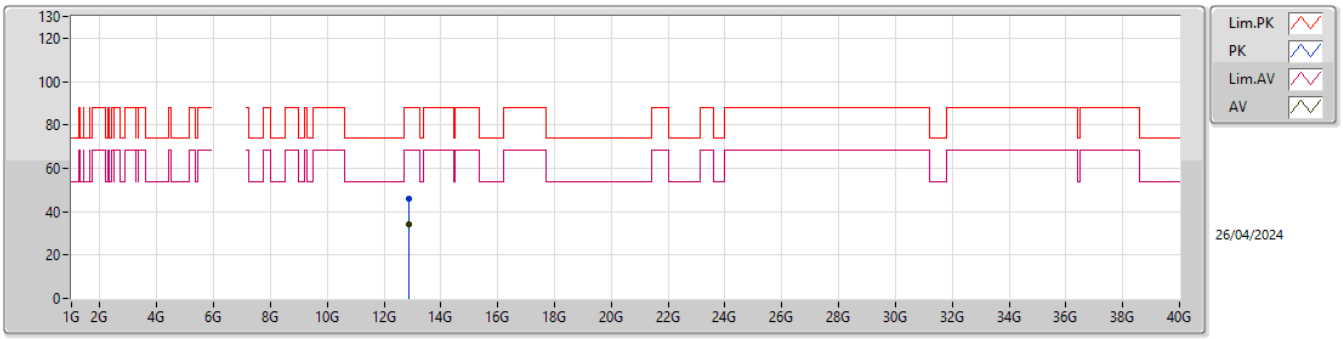

EUT Y_1TX
SET 25

Type	Freq	Level	Limit	Margin	Raw	Dist	Condition	Azimuth	Height	Comment	AF	CL	PA
	(Hz)	(dBuV/m)	(dBuV/m)	(dB)	(dBuV)	(m)		(°)	(m)		(dB)	(dB)	(dB)
PK	12.85983G	46.12	88.20	-42.08	60.62	3	Horizontal	32	1.80	25	39.30	11.45	65.25
RMS	12.86638G	34.10	68.20	-34.10	48.60	3	Horizontal	32	1.80	25	39.30	11.45	65.25

6.425-6.525GHz_802.11be EHT80_Nss1,(MCS0)_1TX

6465MHz_TX

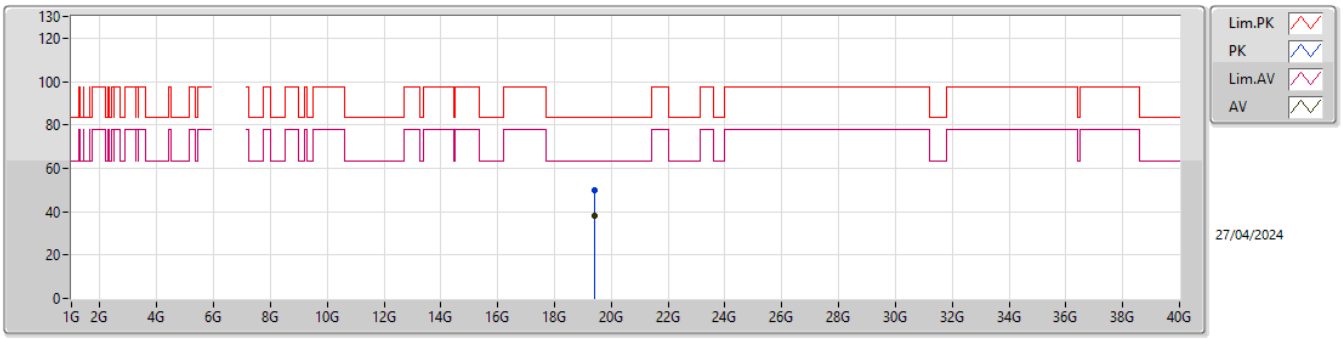

EUT Y_1TX
SET 25

Type	Freq	Level	Limit	Margin	Raw	Dist	Condition	Azimuth	Height	Comment	AF	CL	PA
	(Hz)	(dBuV/m)	(dBuV/m)	(dB)	(dBuV)	(m)		(°)	(m)		(dB)	(dB)	(dB)
PK	19.40251G	49.62	83.54	-33.92	46.01	1	Vertical	308	1.80	25	37.99	15.23	49.61
AV	19.40059G	38.21	63.54	-25.33	34.59	1	Vertical	308	1.80	25	38.00	15.23	49.61

6.425-6.525GHz_802.11be EHT80_Nss1,(MCS0)_1TX

6465MHz_TX

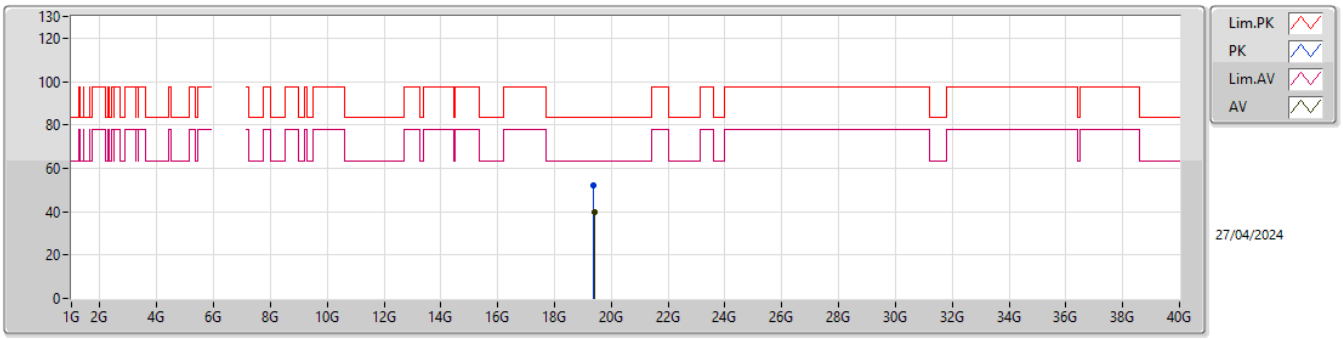

EUT Y_1TX
SET 25

Type	Freq	Level	Limit	Margin	Raw	Dist	Condition	Azimuth	Height	Comment	AF	CL	PA
	(Hz)	(dBuV/m)	(dBuV/m)	(dB)	(dBuV)	(m)		(°)	(m)		(dB)	(dB)	(dB)
PK	19.36863G	52.35	83.54	-31.19	48.84	1	Horizontal	360	1.80	25	37.87	15.23	49.59
AV	19.40123G	40.05	63.54	-23.49	36.43	1	Horizontal	360	1.80	25	38.00	15.23	49.61

6.425-6.525GHz_802.11be EHT80_Nss1,(MCS0)_1TX

6545MHz Straddle 6.425-6.525GHz_TX

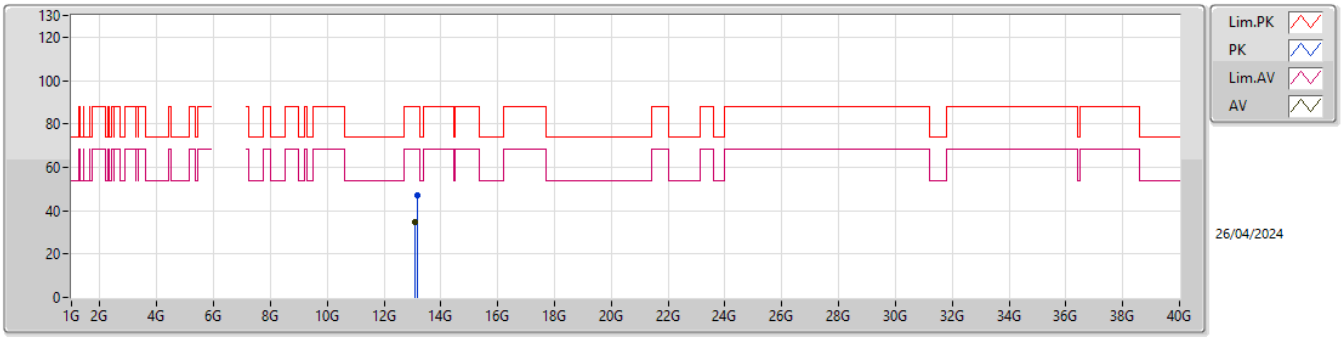

EUT Y_1TX
SET 25

Type	Freq	Level	Limit	Margin	Raw	Dist	Condition	Azimuth	Height	Comment	AF	CL	PA
	(Hz)	(dBuV/m)	(dBuV/m)	(dB)	(dBuV)	(m)		(°)	(m)		(dB)	(dB)	(dB)
PK	13.15282G	46.85	88.20	-41.35	60.83	3	Vertical	1	1.80	25	39.39	11.56	64.93
RMS	13.09G	34.93	68.20	-33.27	49.30	3	Vertical	1	1.80	25	39.16	11.53	65.06

6.425-6.525GHz_802.11be EHT80_Nss1,(MCS0)_1TX

6545MHz Straddle 6.425-6.525GHz_TX

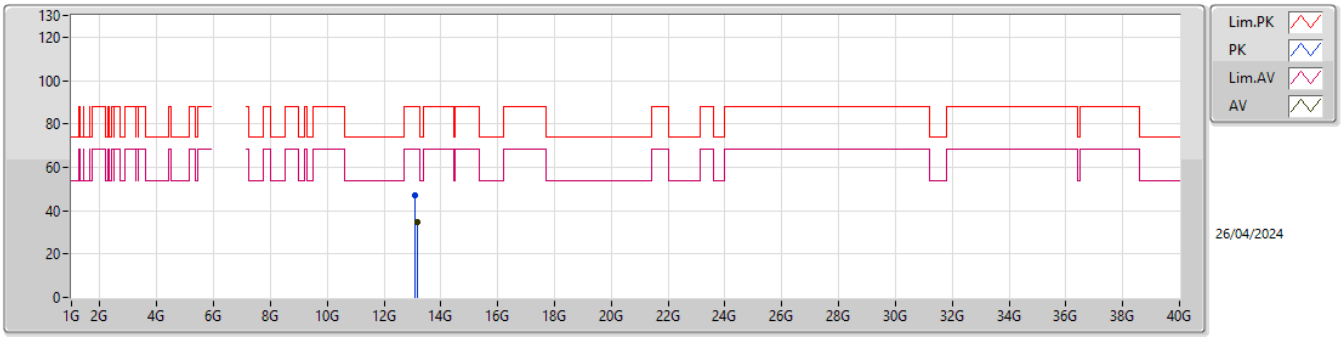

EUT Y_1TX
SET 25

Type	Freq	Level	Limit	Margin	Raw	Dist	Condition	Azimuth	Height	Comment	AF	CL	PA
	(Hz)	(dBuV/m)	(dBuV/m)	(dB)	(dBuV)	(m)		(°)	(m)		(dB)	(dB)	(dB)
PK	13.07034G	47.33	88.20	-40.87	61.81	3	Horizontal	303	1.80	25	39.08	11.53	65.09
RMS	13.16928G	34.91	68.20	-33.29	48.93	3	Horizontal	303	1.80	25	39.32	11.56	64.90

6.425-6.525GHz_802.11be EHT80_Nss1,(MCS0)_1TX

6545MHz Straddle 6.425-6.525GHz_TX

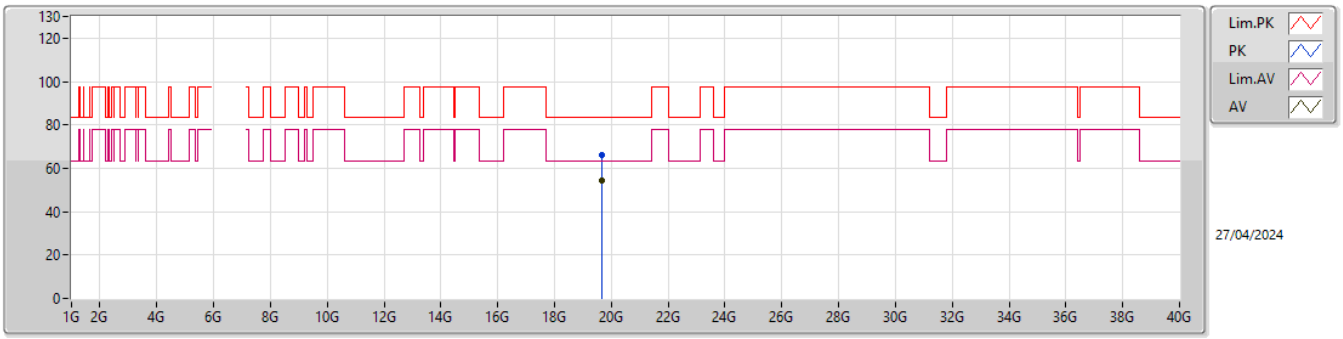

EUT Y_1TX
SET 25

Type	Freq	Level	Limit	Margin	Raw	Dist	Condition	Azimuth	Height	Comment	AF	CL	PA
	(Hz)	(dBuV/m)	(dBuV/m)	(dB)	(dBuV)	(m)		(°)	(m)		(dB)	(dB)	(dB)
PK	19.65418G	66.31	83.54	-17.23	62.57	1	Vertical	12	1.88	25	38.07	15.22	49.55
AV	19.65722G	54.51	63.54	-9.03	50.78	1	Vertical	12	1.88	25	38.06	15.22	49.55

6.425-6.525GHz_802.11be EHT80_Nss1,(MCS0)_1TX

6545MHz Straddle 6.425-6.525GHz_TX

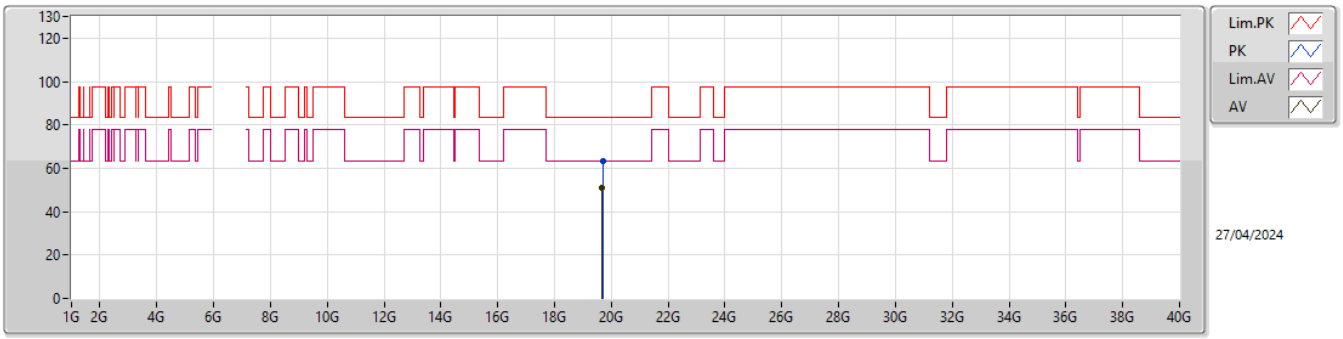

EUT Y_1TX
SET 25

Type	Freq	Level	Limit	Margin	Raw	Dist	Condition	Azimuth	Height	Comment	AF	CL	PA
	(Hz)	(dBuV/m)	(dBuV/m)	(dB)	(dBuV)	(m)		(°)	(m)		(dB)	(dB)	(dB)
PK	19.70837G	63.20	83.54	-20.34	59.68	1	Horizontal	347	1.82	25	37.82	15.21	49.51
AV	19.66985G	50.87	63.54	-12.67	47.21	1	Horizontal	347	1.82	25	37.98	15.22	49.54

6.525-6.875GHz_802.11be EHT80_Nss1,(MCS0)_1TX

6625MHz_TX

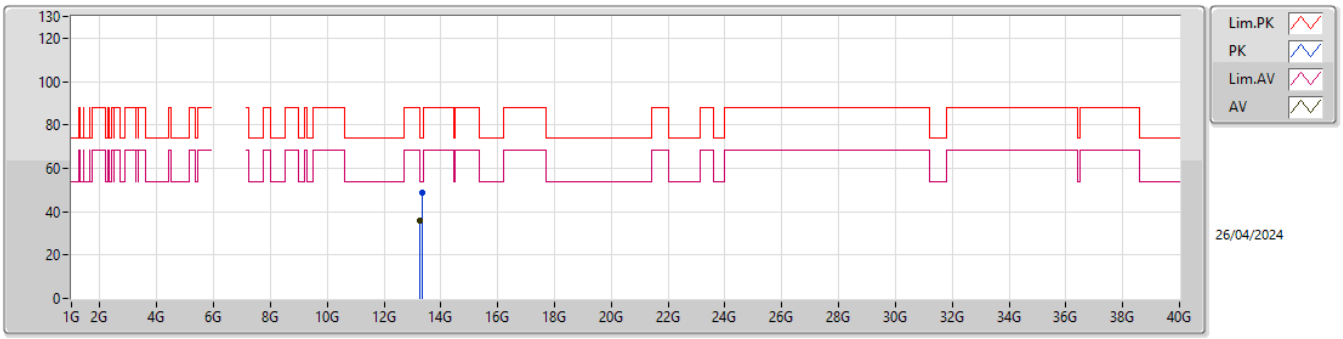

EUT Y_1TX
SET 25

Type	Freq	Level	Limit	Margin	Raw	Dist	Condition	Azimuth	Height	Comment	AF	CL	PA
	(Hz)	(dBuV/m)	(dBuV/m)	(dB)	(dBuV)	(m)		(°)	(m)		(dB)	(dB)	(dB)
PK	13.3288G	48.57	74.00	-25.43	61.97	3	Vertical	254	1.80	25	39.57	11.62	64.59
RMS	13.27541G	35.88	54.00	-18.12	49.68	3	Vertical	254	1.80	25	39.30	11.60	64.70

6.525-6.875GHz_802.11be EHT80_Nss1,(MCS0)_1TX

6625MHz_TX

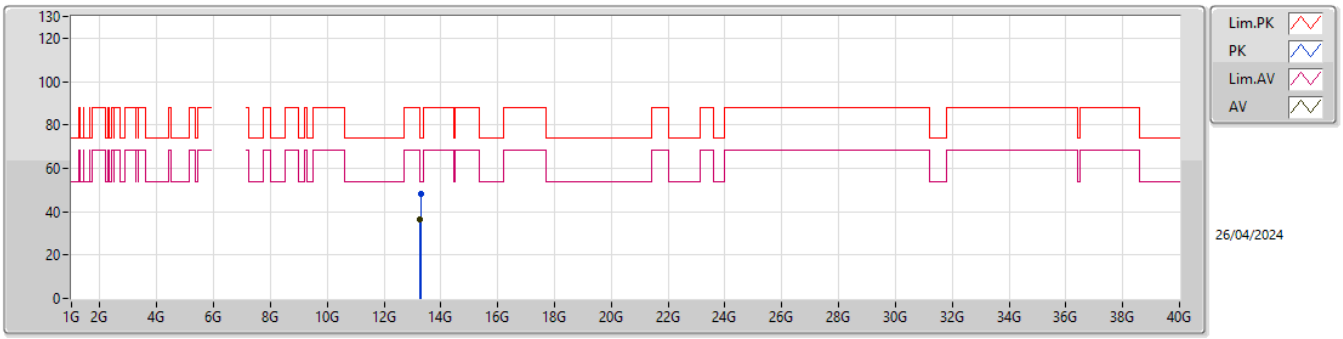

EUT Y_1TX
SET 25

Type	Freq	Level	Limit	Margin	Raw	Dist	Condition	Azimuth	Height	Comment	AF	CL	PA
	(Hz)	(dBuV/m)	(dBuV/m)	(dB)	(dBuV)	(m)		(°)	(m)		(dB)	(dB)	(dB)
PK	13.30131G	48.11	74.00	-25.89	61.74	3	Horizontal	145	1.80	25	39.41	11.61	64.65
RMS	13.27382G	36.47	54.00	-17.53	50.27	3	Horizontal	145	1.80	25	39.30	11.60	64.70

6.525-6.875GHz_802.11be EHT80_Nss1,(MCS0)_1TX

6625MHz_TX

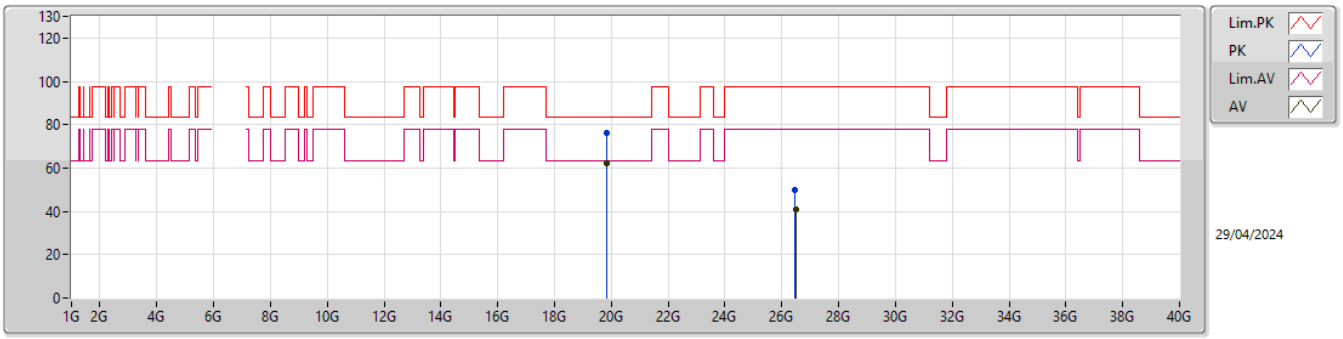

EUT Y_1TX
SET 23

Type	Freq	Level	Limit	Margin	Raw	Dist	Condition	Azimuth	Height	Comment	AF	CL	PA
	(Hz)	(dBuV/m)	(dBuV/m)	(dB)	(dBuV)	(m)		(°)	(m)		(dB)	(dB)	(dB)
PK	19.85022G	76.18	83.54	-7.36	72.76	1	Vertical	17	1.89	23	37.60	15.21	49.39
AV	19.85806G	62.46	63.54	-1.08	58.99	1	Vertical	17	1.89	23	37.65	15.21	49.39
PK	26.46068G	49.61	97.74	-48.13	37.85	1	Vertical	3	2.01	23	39.70	17.98	45.92
AV	26.49984G	41.02	77.74	-36.72	29.21	1	Vertical	3	2.01	23	39.70	18.00	45.89

6.525-6.875GHz_802.11be EHT80_Nss1,(MCS0)_1TX

6625MHz_TX

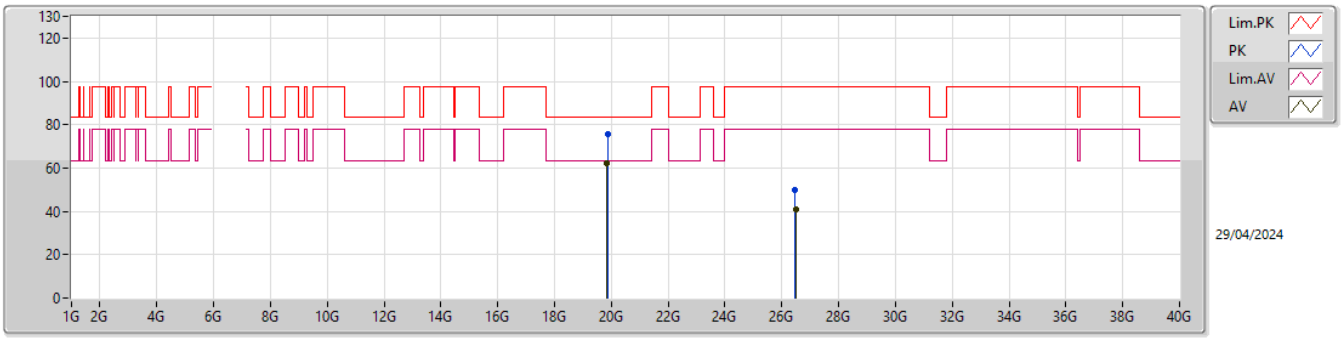

EUT Y_1TX
SET 24.5

Type	Freq	Level	Limit	Margin	Raw	Dist	Condition	Azimuth	Height	Comment	AF	CL	PA
	(Hz)	(dBuV/m)	(dBuV/m)	(dB)	(dBuV)	(m)		(°)	(m)		(dB)	(dB)	(dB)
PK	19.86381G	75.39	83.54	-8.15	71.88	1	Horizontal	350	1.83	24.5	37.68	15.21	49.38
AV	19.85902G	62.45	63.54	-1.09	58.98	1	Horizontal	350	1.83	24.5	37.65	15.21	49.39
PK	26.44374G	50.08	97.74	-47.66	38.38	1	Horizontal	56	1.56	24.5	39.66	17.97	45.93
AV	26.49968G	40.69	77.74	-37.05	28.88	1	Horizontal	56	1.56	24.5	39.70	18.00	45.89

6.525-6.875GHz_802.11be EHT80_Nss1,(MCS0)_1TX

6705MHz_TX

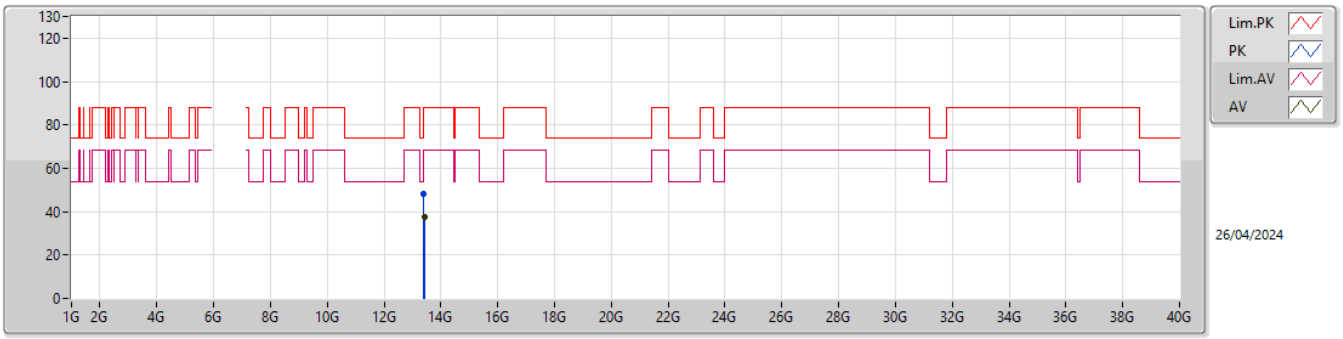

EUT Y_1TX
SET 25

Type	Freq	Level	Limit	Margin	Raw	Dist	Condition	Azimuth	Height	Comment	AF	CL	PA
	(Hz)	(dBuV/m)	(dBuV/m)	(dB)	(dBuV)	(m)		(°)	(m)		(dB)	(dB)	(dB)
PK	13.40869G	48.17	88.20	-40.03	61.12	3	Vertical	1	1.80	25	39.83	11.66	64.44
RMS	13.40984G	37.66	68.20	-30.54	50.59	3	Vertical	1	1.80	25	39.84	11.66	64.43

6.525-6.875GHz_802.11be EHT80_Nss1,(MCS0)_1TX

6705MHz_TX

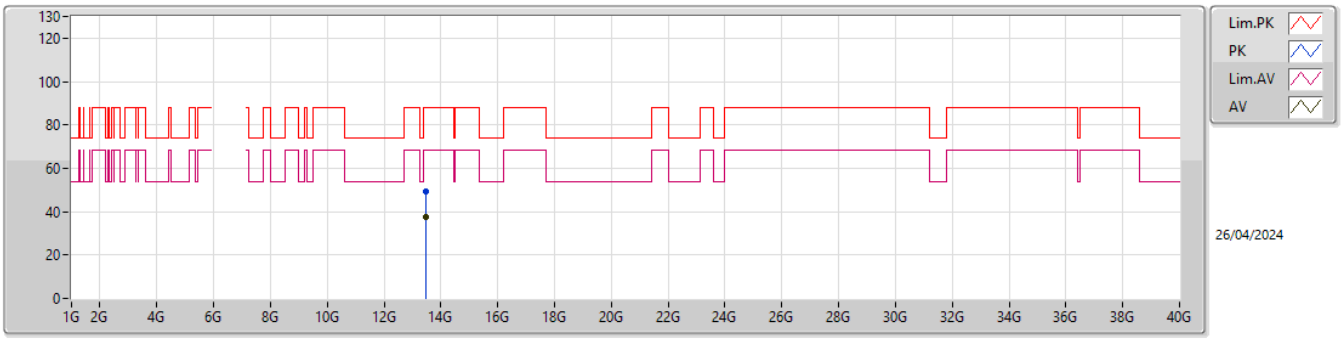

EUT Y_1TX
SET 25

Type	Freq	Level	Limit	Margin	Raw	Dist	Condition	Azimuth	Height	Comment	AF	CL	PA
	(Hz)	(dBuV/m)	(dBuV/m)	(dB)	(dBuV)	(m)		(°)	(m)		(dB)	(dB)	(dB)
PK	13.46786G	49.56	88.20	-38.64	62.16	3	Horizontal	269	1.80	25	40.04	11.68	64.32
RMS	13.47633G	37.34	68.20	-30.86	49.92	3	Horizontal	269	1.80	25	40.05	11.68	64.31

6.525-6.875GHz_802.11be EHT80_Nss1,(MCS0)_1TX

6705MHz_TX

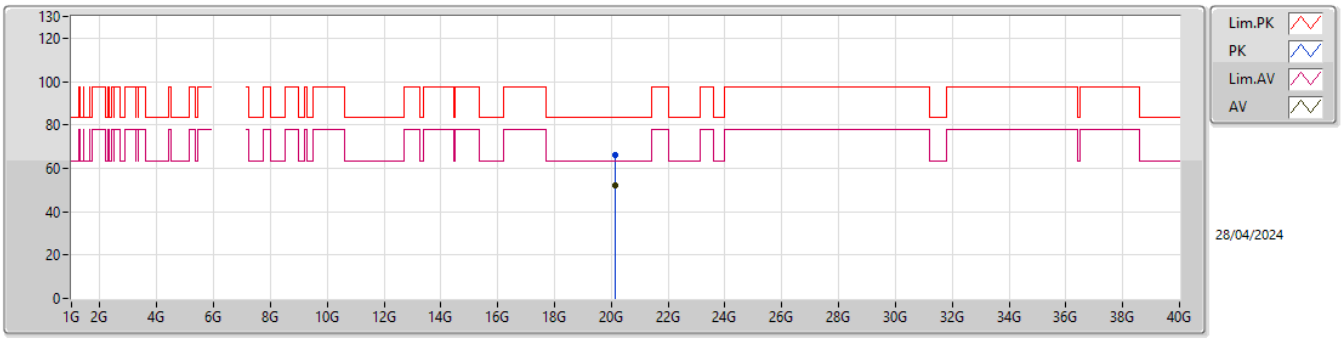

EUT Y_1TX
SET 25

Type	Freq	Level	Limit	Margin	Raw	Dist	Condition	Azimuth	Height	Comment	AF	CL	PA
	(Hz)	(dBuV/m)	(dBuV/m)	(dB)	(dBuV)	(m)		(°)	(m)		(dB)	(dB)	(dB)
PK	20.11996G	66.10	83.54	-17.44	62.26	1	Vertical	22	1.80	25	37.78	15.30	49.24
AV	20.12059G	52.31	63.54	-11.23	48.47	1	Vertical	22	1.80	25	37.78	15.30	49.24

6.525-6.875GHz_802.11be EHT80_Nss1,(MCS0)_1TX

6705MHz_TX

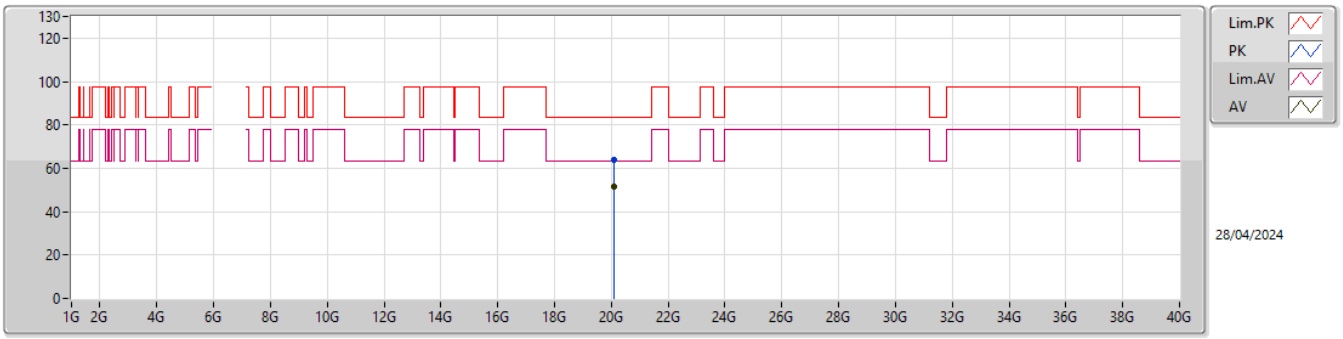

EUT Y_1TX
SET 25

Type	Freq	Level	Limit	Margin	Raw	Dist	Condition	Azimuth	Height	Comment	AF	CL	PA
	(Hz)	(dBuV/m)	(dBuV/m)	(dB)	(dBuV)	(m)		(°)	(m)		(dB)	(dB)	(dB)
PK	20.076G	63.99	83.54	-19.55	60.18	1	Horizontal	19	1.80	25	37.80	15.26	49.25
AV	20.08831G	51.55	63.54	-11.99	47.68	1	Horizontal	19	1.80	25	37.85	15.27	49.25

6.525-6.875GHz_802.11be EHT80_Nss1,(MCS0)_1TX

6785MHz_TX

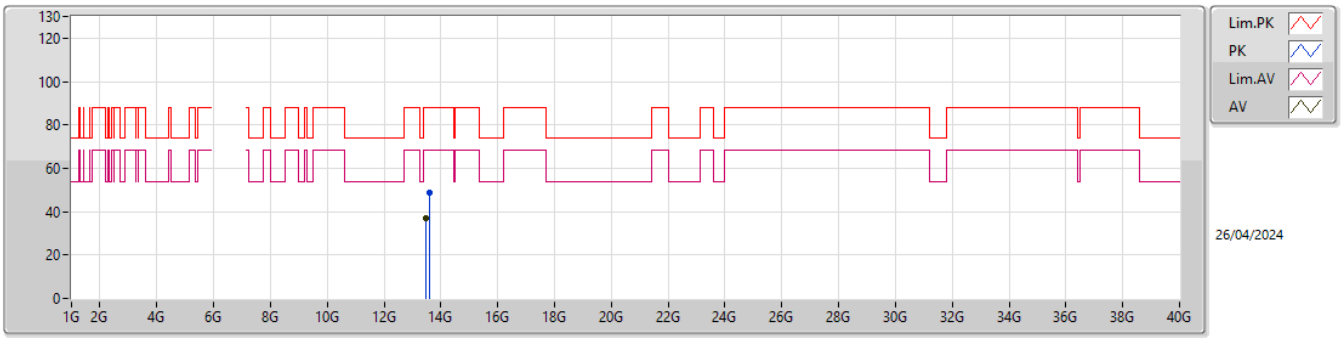

EUT Y_1TX
SET 25

Type	Freq	Level	Limit	Margin	Raw	Dist	Condition	Azimuth	Height	Comment	AF	CL	PA
	(Hz)	(dBuV/m)	(dBuV/m)	(dB)	(dBuV)	(m)		(°)	(m)		(dB)	(dB)	(dB)
PK	13.61955G	48.70	88.20	-39.50	61.17	3	Vertical	317	1.80	25	40.10	11.74	64.31
RMS	13.49008G	36.97	68.20	-31.23	49.48	3	Vertical	317	1.80	25	40.08	11.69	64.28

6.525-6.875GHz_802.11be EHT80_Nss1,(MCS0)_1TX

6785MHz_TX

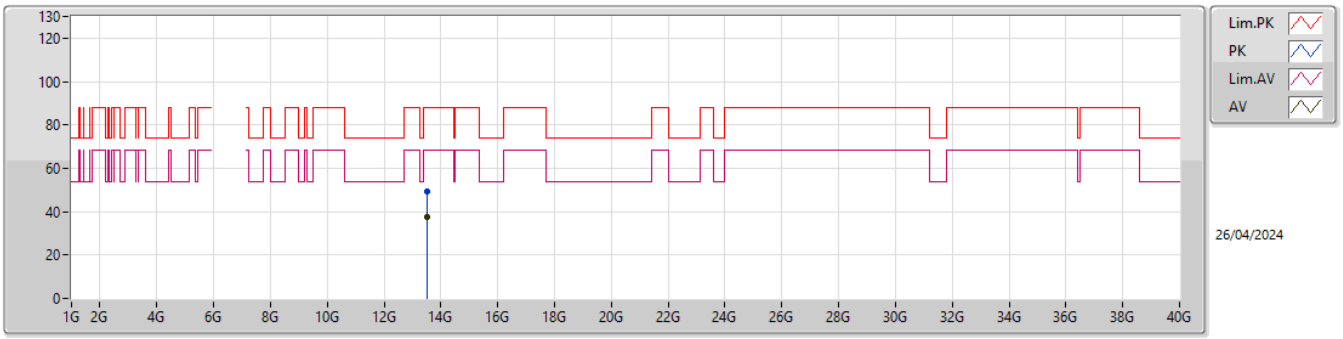

EUT Y_1TX
SET 25

Type	Freq	Level	Limit	Margin	Raw	Dist	Condition	Azimuth	Height	Comment	AF	CL	PA
	(Hz)	(dBuV/m)	(dBuV/m)	(dB)	(dBuV)	(m)		(°)	(m)		(dB)	(dB)	(dB)
PK	13.51422G	49.37	88.20	-38.83	61.78	3	Horizontal	44	1.80	25	40.16	11.70	64.27
RMS	13.50622G	37.54	68.20	-30.66	49.99	3	Horizontal	44	1.80	25	40.12	11.69	64.26

6.525-6.875GHz_802.11be EHT80_Nss1,(MCS0)_1TX

6785MHz_TX

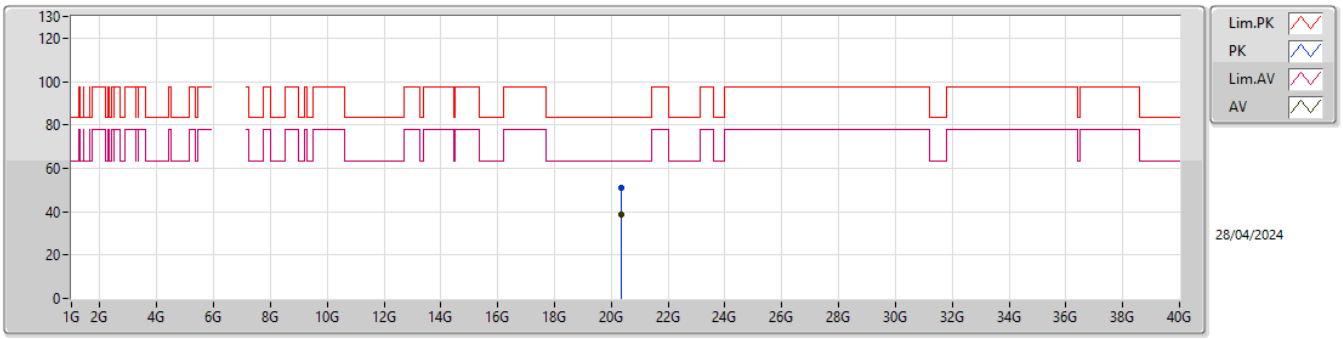

EUT Y_1TX
SET 25

Type	Freq	Level	Limit	Margin	Raw	Dist	Condition	Azimuth	Height	Comment	AF	CL	PA
	(Hz)	(dBuV/m)	(dBuV/m)	(dB)	(dBuV)	(m)		(°)	(m)		(dB)	(dB)	(dB)
PK	20.3355G	50.74	83.54	-32.80	46.32	1	Vertical	22	1.80	25	38.13	15.47	49.18
AV	20.3331G	38.52	63.54	-25.02	34.10	1	Vertical	22	1.80	25	38.13	15.47	49.18

6.525-6.875GHz_802.11be EHT80_Nss1,(MCS0)_1TX

6785MHz_TX

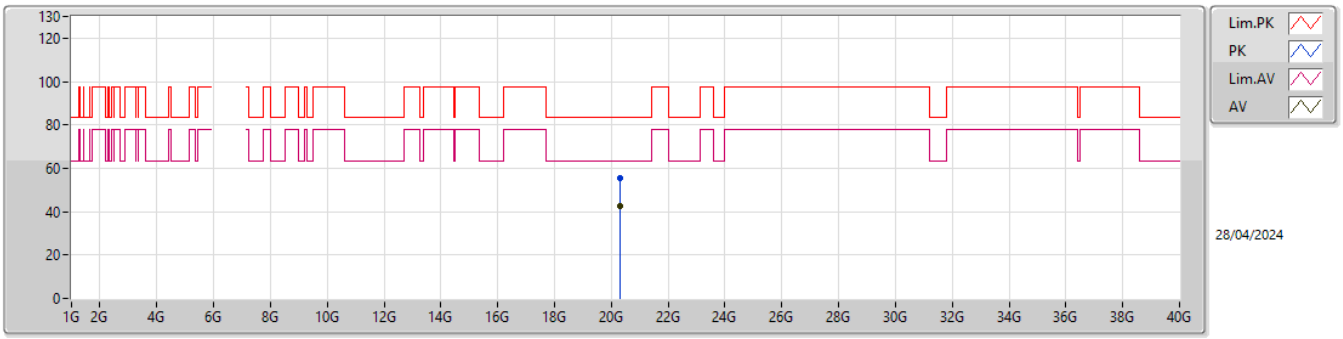

EUT Y_1TX
SET 25

Type	Freq	Level	Limit	Margin	Raw	Dist	Condition	Azimuth	Height	Comment	AF	CL	PA
	(Hz)	(dBuV/m)	(dBuV/m)	(dB)	(dBuV)	(m)		(°)	(m)		(dB)	(dB)	(dB)
PK	20.32767G	55.21	83.54	-28.33	50.79	1	Horizontal	44	1.80	25	38.14	15.46	49.18
AV	20.32079G	42.34	63.54	-21.20	37.91	1	Horizontal	44	1.80	25	38.16	15.46	49.19

6.525-6.875GHz_802.11be EHT80_Nss1,(MCS0)_1TX

6865MHz Straddle 6.525-6.875GHz_TX

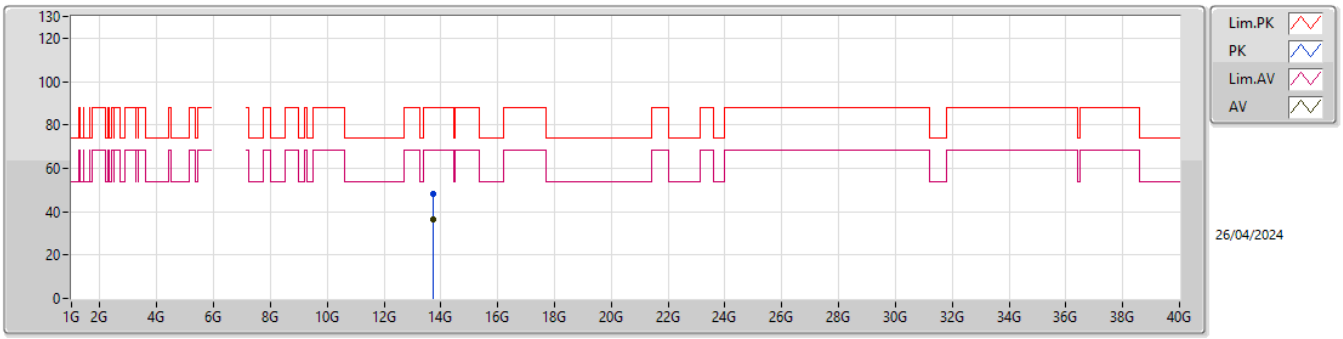

EUT Y_1TX
SET 25

Type	Freq	Level	Limit	Margin	Raw	Dist	Condition	Azimuth	Height	Comment	AF	CL	PA
	(Hz)	(dBuV/m)	(dBuV/m)	(dB)	(dBuV)	(m)		(°)	(m)		(dB)	(dB)	(dB)
PK	13.726G	47.93	88.20	-40.27	60.35	3	Vertical	360	1.80	25	40.15	11.78	64.35
RMS	13.72984G	36.66	68.20	-31.54	49.07	3	Vertical	360	1.80	25	40.16	11.78	64.35

6.525-6.875GHz_802.11be EHT80_Nss1,(MCS0)_1TX

6865MHz Straddle 6.525-6.875GHz_TX

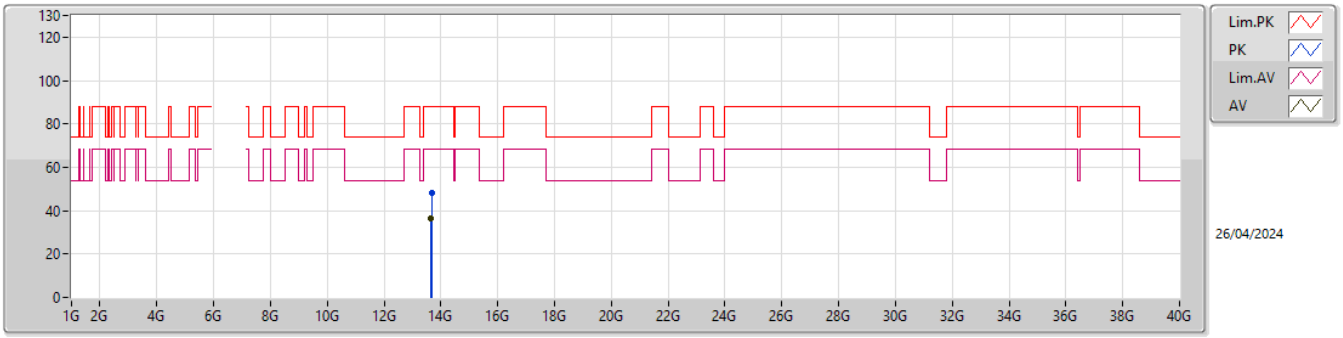

EUT Y_1TX
SET 25

Type	Freq	Level	Limit	Margin	Raw	Dist	Condition	Azimuth	Height	Comment	AF	CL	PA
	(Hz)	(dBuV/m)	(dBuV/m)	(dB)	(dBuV)	(m)		(°)	(m)		(dB)	(dB)	(dB)
PK	13.6683G	48.19	88.20	-40.01	60.67	3	Horizontal	4	1.80	25	40.10	11.75	64.33
RMS	13.6528G	36.57	68.20	-31.63	49.04	3	Horizontal	4	1.80	25	40.10	11.75	64.32

6.525-6.875GHz_802.11be EHT80_Nss1,(MCS0)_1TX

6865MHz Straddle 6.525-6.875GHz_TX

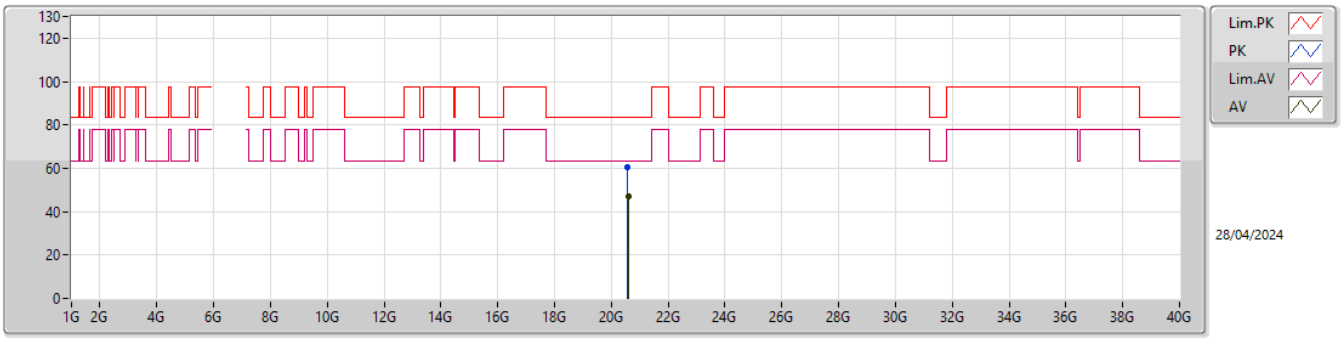

EUT Y_1TX
SET 25

Type	Freq	Level	Limit	Margin	Raw	Dist	Condition	Azimuth	Height	Comment	AF	CL	PA
	(Hz)	(dBuV/m)	(dBuV/m)	(dB)	(dBuV)	(m)		(°)	(m)		(dB)	(dB)	(dB)
PK	20.58285G	60.71	83.54	-22.83	56.17	1	Vertical	20	1.78	25	37.97	15.67	49.10
AV	20.60315G	47.15	63.54	-16.39	42.57	1	Vertical	20	1.78	25	37.99	15.68	49.09

6.525-6.875GHz_802.11be EHT80_Nss1,(MCS0)_1TX

6865MHz Straddle 6.525-6.875GHz_TX

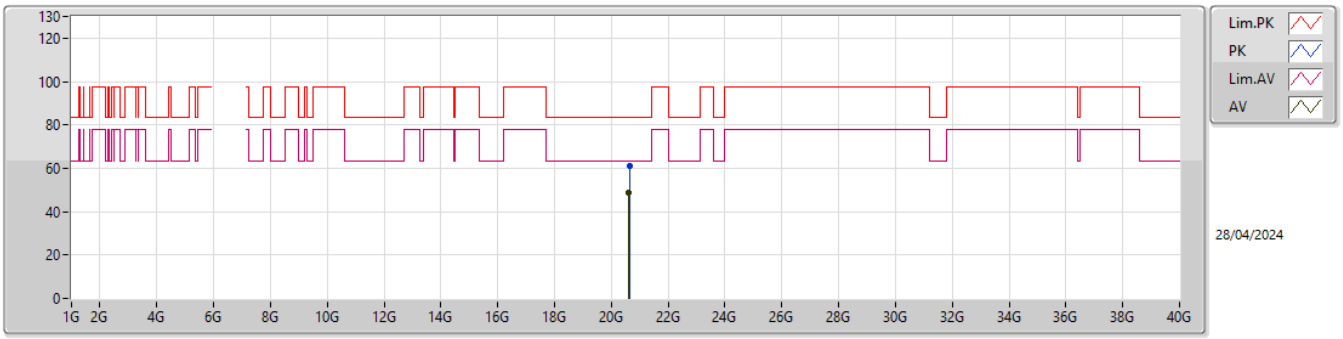

EUT Y_1TX
SET 25

Type	Freq	Level	Limit	Margin	Raw	Dist	Condition	Azimuth	Height	Comment	AF	CL	PA
	(Hz)	(dBuV/m)	(dBuV/m)	(dB)	(dBuV)	(m)		(°)	(m)		(dB)	(dB)	(dB)
PK	20.63688G	60.93	83.54	-22.61	56.36	1	Horizontal	16	1.84	25	37.93	15.71	49.07
AV	20.62057G	48.61	63.54	-14.93	44.03	1	Horizontal	16	1.84	25	37.96	15.70	49.08

6.875-7.125GHz_802.11be EHT80_Nss1,(MCS0)_1TX

6945MHz_TX

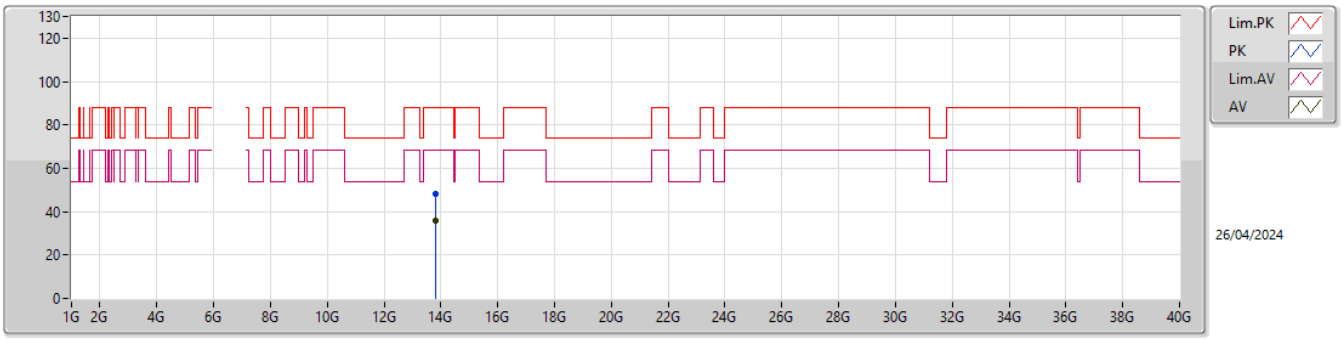

EUT Y_1TX
SET 25

Type	Freq	Level	Limit	Margin	Raw	Dist	Condition	Azimuth	Height	Comment	AF	CL	PA
	(Hz)	(dBuV/m)	(dBuV/m)	(dB)	(dBuV)	(m)		(°)	(m)		(dB)	(dB)	(dB)
PK	13.82079G	48.03	88.20	-40.17	60.37	3	Vertical	312	1.80	25	40.24	11.81	64.39
RMS	13.81791G	35.94	68.20	-32.26	48.28	3	Vertical	312	1.80	25	40.24	11.81	64.39

6.875-7.125GHz_802.11be EHT80_Nss1,(MCS0)_1TX

6945MHz_TX

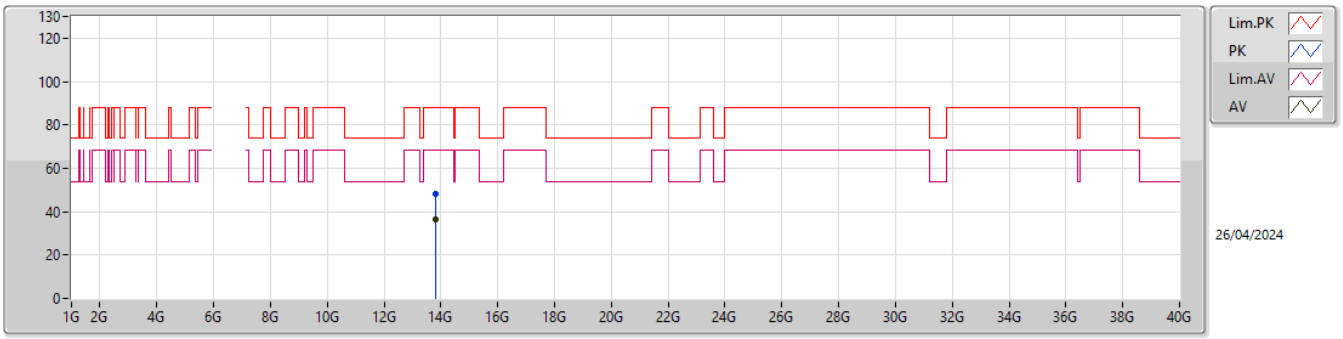

EUT Y_1TX
SET 25

Type	Freq	Level	Limit	Margin	Raw	Dist	Condition	Azimuth	Height	Comment	AF	CL	PA
	(Hz)	(dBuV/m)	(dBuV/m)	(dB)	(dBuV)	(m)		(°)	(m)		(dB)	(dB)	(dB)
PK	13.8136G	47.94	88.20	-40.26	60.29	3	Horizontal	1	1.80	25	40.23	11.81	64.39
RMS	13.82431G	36.16	68.20	-32.04	48.49	3	Horizontal	1	1.80	25	40.25	11.81	64.39

6.875-7.125GHz_802.11be EHT80_Nss1,(MCS0)_1TX

6945MHz_TX

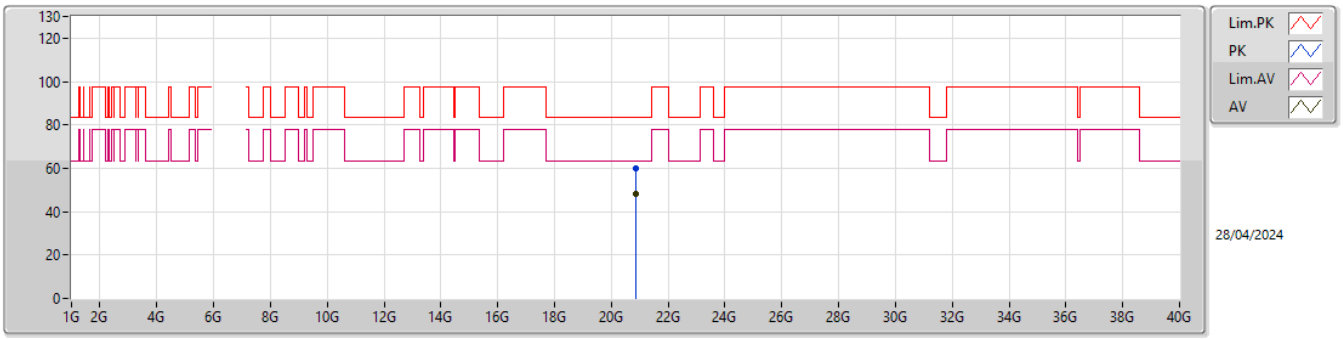

EUT Y_1TX
SET 25

Type	Freq	Level	Limit	Margin	Raw	Dist	Condition	Azimuth	Height	Comment	AF	CL	PA
	(Hz)	(dBuV/m)	(dBuV/m)	(dB)	(dBuV)	(m)		(°)	(m)		(dB)	(dB)	(dB)
PK	20.8748G	59.97	83.54	-23.57	54.87	1	Vertical	10	1.63	25	38.15	15.90	48.95
AV	20.86121G	48.07	63.54	-15.47	42.95	1	Vertical	10	1.63	25	38.18	15.89	48.95

6.875-7.125GHz_802.11be EHT80_Nss1,(MCS0)_1TX

6945MHz_TX

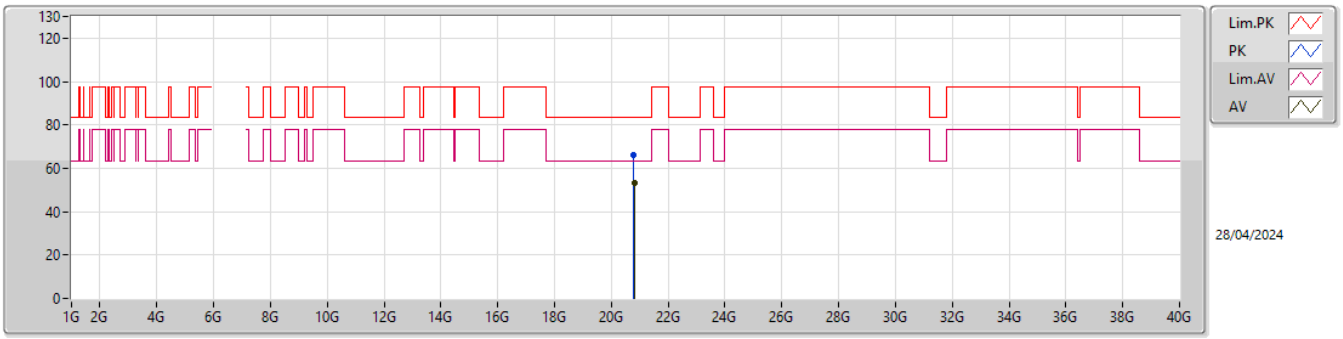

EUT Y_1TX
SET 25

Type	Freq	Level	Limit	Margin	Raw	Dist	Condition	Azimuth	Height	Comment	AF	CL	PA
	(Hz)	(dBuV/m)	(dBuV/m)	(dB)	(dBuV)	(m)		(°)	(m)		(dB)	(dB)	(dB)
PK	20.77426G	65.91	83.54	-17.63	61.10	1	Horizontal	26	1.85	25	37.99	15.82	49.00
AV	20.8179G	53.16	63.54	-10.38	48.08	1	Horizontal	26	1.85	25	38.20	15.85	48.97

6.875-7.125GHz_802.11be EHT80_Nss1,(MCS0)_1TX

7025MHz_TX

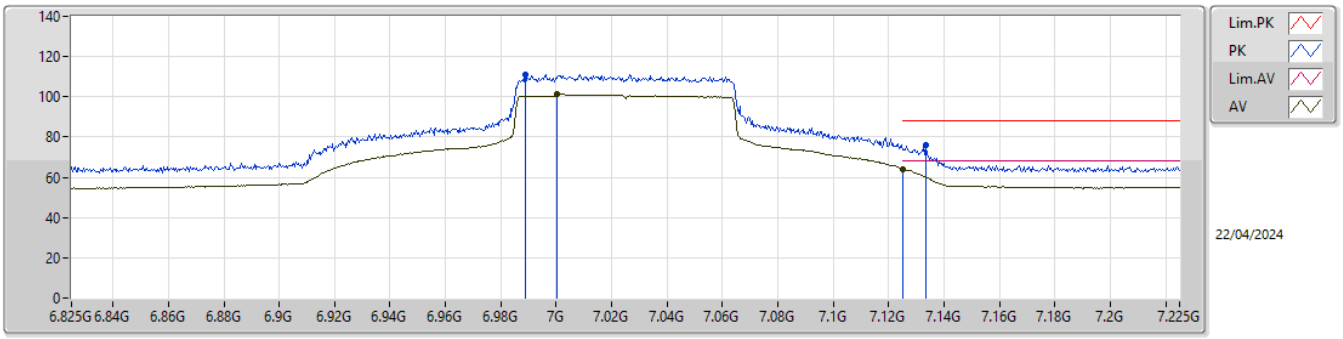

EUT Y_1TX
SET 22

Type	Freq	Level	Limit	Margin	Raw	Dist	Condition	Azimuth	Height	Comment	AF	CL	PA
	(Hz)	(dBuV/m)	(dBuV/m)	(dB)	(dBuV)	(m)		(°)	(m)		(dB)	(dB)	(dB)
PK	6.989G	111.31	Inf	-Inf	100.69	3	Vertical	328.1	1.80	-	35.08	8.55	33.01
RMS	7.0002G	101.39	Inf	-Inf	90.74	3	Vertical	328.1	1.80	-	35.10	8.56	33.01
PK	7.1334G	75.87	88.20	-12.33	64.61	3	Vertical	328.1	1.80	-	35.80	8.51	33.05
RMS	7.125G	64.24	68.20	-3.96	53.02	3	Vertical	328.1	1.80	-	35.75	8.52	33.05

6.875-7.125GHz_802.11be EHT80_Nss1,(MCS0)_1TX

7025MHz_TX

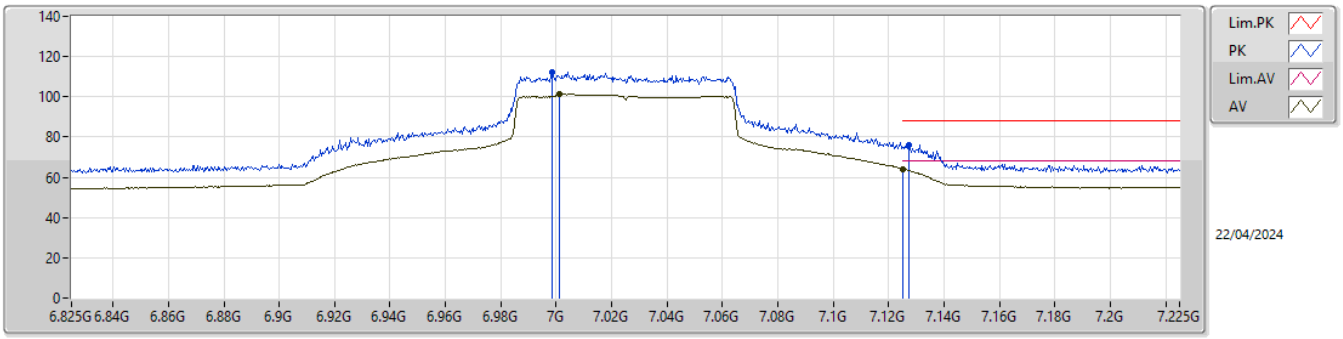

EUT Y_1TX
SET 22

Type	Freq	Level	Limit	Margin	Raw	Dist	Condition	Azimuth	Height	Comment	AF	CL	PA
	(Hz)	(dBuV/m)	(dBuV/m)	(dB)	(dBuV)	(m)		(°)	(m)		(dB)	(dB)	(dB)
PK	6.9986G	112.15	Inf	-Inf	101.50	3	Horizontal	349.8	2.96	-	35.10	8.56	33.01
RMS	7.001G	101.46	Inf	-Inf	90.81	3	Horizontal	349.8	2.96	-	35.10	8.56	33.01
PK	7.1274G	76.11	88.20	-12.09	64.88	3	Horizontal	349.8	2.96	-	35.76	8.52	33.05
RMS	7.125G	64.24	68.20	-3.96	53.02	3	Horizontal	349.8	2.96	-	35.75	8.52	33.05

6.875-7.125GHz_802.11be EHT80_Nss1,(MCS0)_1TX

7025MHz_TX

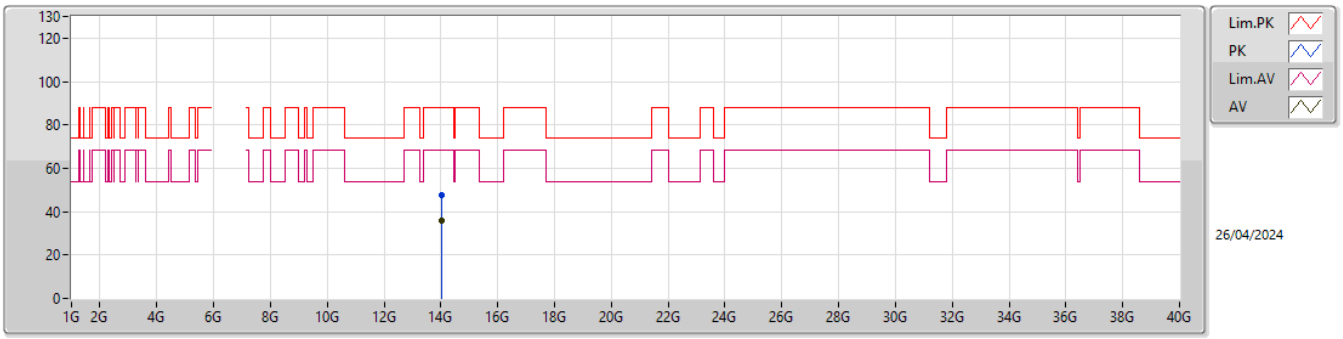

EUT Y_1TX
SET 25

Type	Freq	Level	Limit	Margin	Raw	Dist	Condition	Azimuth	Height	Comment	AF	CL	PA
	(Hz)	(dBuV/m)	(dBuV/m)	(dB)	(dBuV)	(m)		(°)	(m)		(dB)	(dB)	(dB)
PK	14.01867G	47.85	88.20	-40.35	59.44	3	Vertical	280	1.80	25	40.94	11.89	64.42
RMS	14.02347G	35.99	68.20	-32.21	47.56	3	Vertical	280	1.80	25	40.95	11.89	64.41

6.875-7.125GHz_802.11be EHT80_Nss1,(MCS0)_1TX

7025MHz_TX

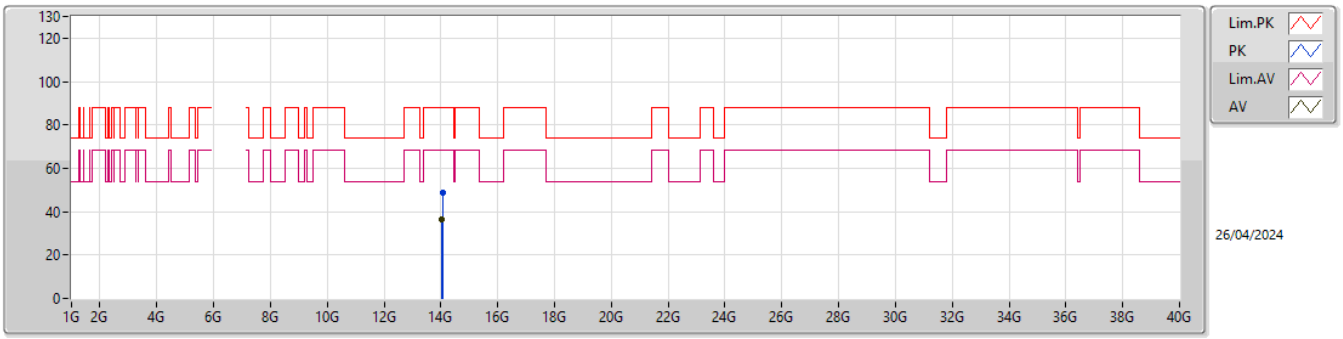

EUT Y_1TX
SET 25

Type	Freq	Level	Limit	Margin	Raw	Dist	Condition	Azimuth	Height	Comment	AF	CL	PA
	(Hz)	(dBuV/m)	(dBuV/m)	(dB)	(dBuV)	(m)		(°)	(m)		(dB)	(dB)	(dB)
PK	14.0508G	48.68	88.20	-39.52	60.13	3	Horizontal	131	1.80	25	41.00	11.90	64.35
RMS	14.02411G	36.26	68.20	-31.94	47.83	3	Horizontal	131	1.80	25	40.95	11.89	64.41

6.875-7.125GHz_802.11be EHT80_Nss1,(MCS0)_1TX

7025MHz_TX

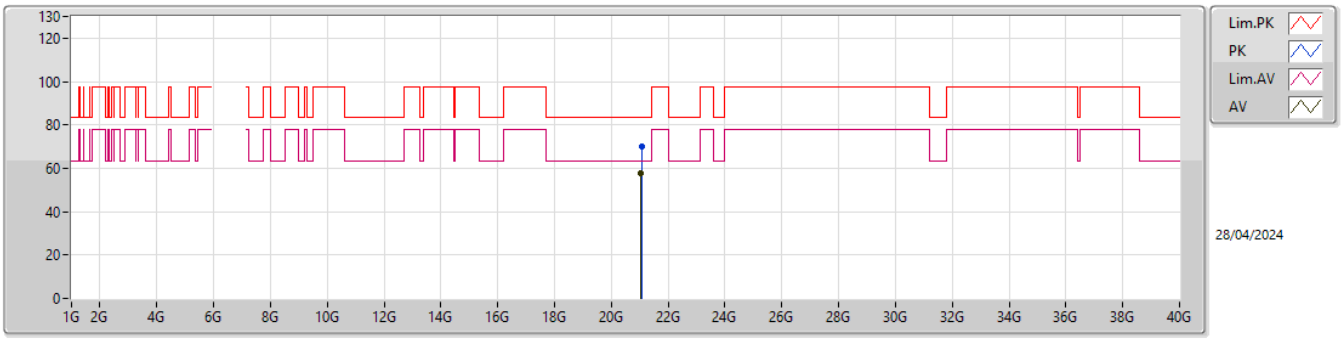

EUT Y_1TX
SET 25

Type	Freq	Level	Limit	Margin	Raw	Dist	Condition	Azimuth	Height	Comment	AF	CL	PA
	(Hz)	(dBuV/m)	(dBuV/m)	(dB)	(dBuV)	(m)		(°)	(m)		(dB)	(dB)	(dB)
PK	21.06685G	69.79	83.54	-13.75	64.31	1	Vertical	4	1.83	25	38.30	16.05	48.87
AV	21.05262G	57.78	63.54	-5.76	52.23	1	Vertical	4	1.83	25	38.38	16.04	48.87

6.875-7.125GHz_802.11be EHT80_Nss1,(MCS0)_1TX

7025MHz_TX

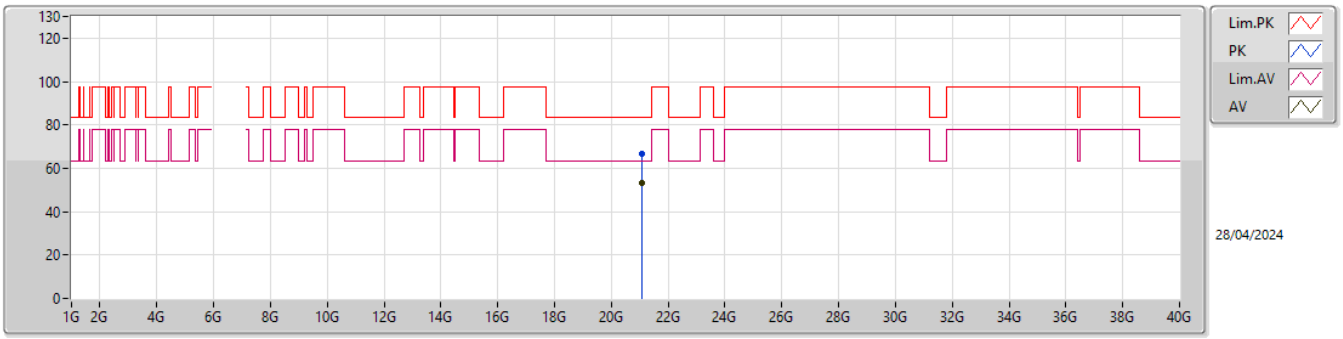

EUT Y_1TX
SET 25

Type	Freq	Level	Limit	Margin	Raw	Dist	Condition	Azimuth	Height	Comment	AF	CL	PA
	(Hz)	(dBuV/m)	(dBuV/m)	(dB)	(dBuV)	(m)		(°)	(m)		(dB)	(dB)	(dB)
PK	21.07324G	66.63	83.54	-16.91	61.18	1	Horizontal	342	1.80	25	38.26	16.06	48.87
AV	21.06989G	53.46	63.54	-10.08	47.99	1	Horizontal	342	1.80	25	38.28	16.06	48.87

5.925-6.425GHz_802.11be EHT160_Nss1,(MCS0)_1TX

6025MHz_TX

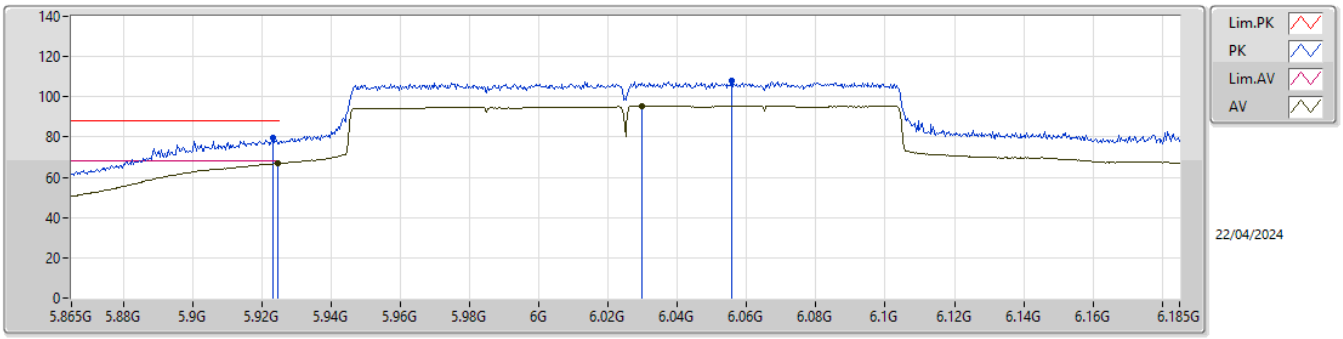

EUT Y_1TX
SET 21.5
23.5\15.5\19.5\21.5\22.5\22\21.5
-9.49\18.34\13.07\1.30\-3.70\-1.37\1.24

Type	Freq	Level	Limit	Margin	Raw	Dist	Condition	Azimuth	Height	Comment	AF	CL	PA
	(Hz)	(dBuV/m)	(dBuV/m)	(dB)	(dBuV)	(m)		(°)	(m)		(dB)	(dB)	(dB)
PK	5.92324G	79.44	88.20	-8.76	72.37	3	Vertical	63	1.80	21.5	32.40	7.64	32.97
RMS	5.92452G	66.96	68.20	-1.24	59.89	3	Vertical	63	1.80	21.5	32.40	7.64	32.97
PK	6.05572G	107.92	Inf	-Inf	100.65	3	Vertical	63	1.80	21.5	32.59	7.69	33.01
RMS	6.0298G	95.42	Inf	-Inf	88.17	3	Vertical	63	1.80	21.5	32.56	7.69	33.00

5.925-6.425GHz_802.11be EHT160_Nss1,(MCS0)_1TX

6025MHz_TX

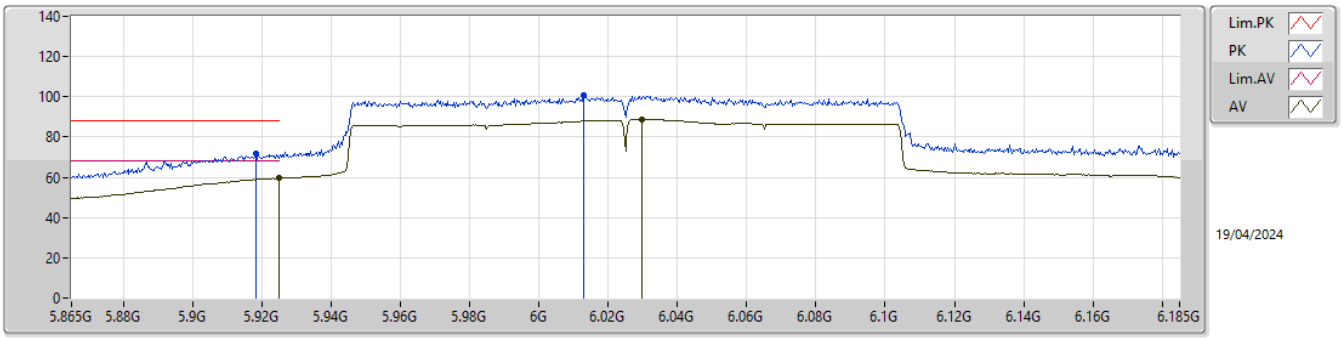

EUT Y_1TX
SET

Type	Freq	Level	Limit	Margin	Raw	Dist	Condition	Azimuth	Height	Comment	AF	CL	PA
	(Hz)	(dBuV/m)	(dBuV/m)	(dB)	(dBuV)	(m)		(°)	(m)		(dB)	(dB)	(dB)
PK	5.91812G	71.56	88.20	-16.64	64.49	3	Horizontal	292	2.89	-	32.40	7.64	32.97
AV	5.92484G	59.50	68.20	-8.70	52.43	3	Horizontal	292	2.89	-	32.40	7.64	32.97
PK	6.01284G	101.01	Inf	-Inf	93.80	3	Horizontal	292	2.89	-	32.53	7.68	33.00
AV	6.0298G	88.75	Inf	-Inf	81.50	3	Horizontal	292	2.89	-	32.56	7.69	33.00

5.925-6.425GHz_802.11be EHT160_Nss1,(MCS0)_1TX

6025MHz_TX

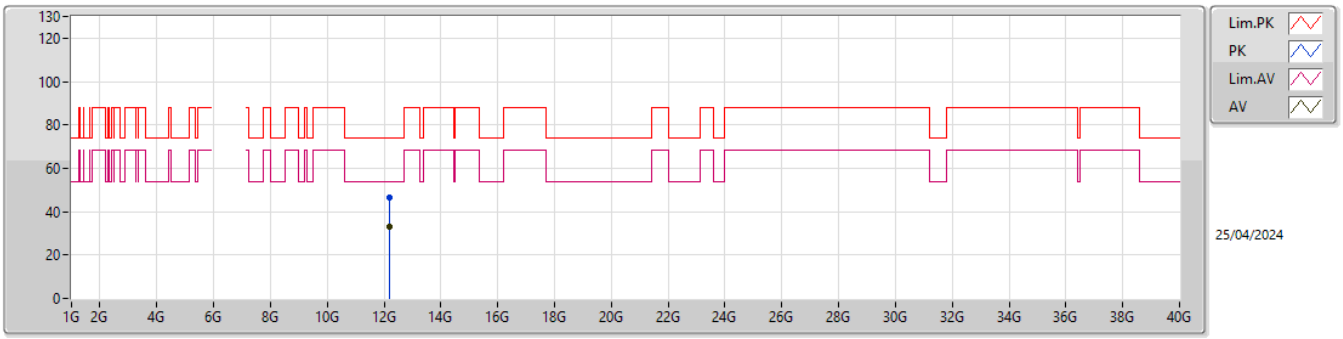

EUT Y_1TX
SET 25

Type	Freq	Level	Limit	Margin	Raw	Dist	Condition	Azimuth	Height	Comment	AF	CL	PA
	(Hz)	(dBuV/m)	(dBuV/m)	(dB)	(dBuV)	(m)		(°)	(m)		(dB)	(dB)	(dB)
PK	12.17915G	46.65	74.00	-27.35	61.86	3	Vertical	276	1.80	25	39.18	11.19	65.58
AV	12.20984G	32.84	54.00	-21.16	48.09	3	Vertical	276	1.80	25	39.10	11.20	65.55

5.925-6.425GHz_802.11be EHT160_Nss1,(MCS0)_1TX

6025MHz_TX

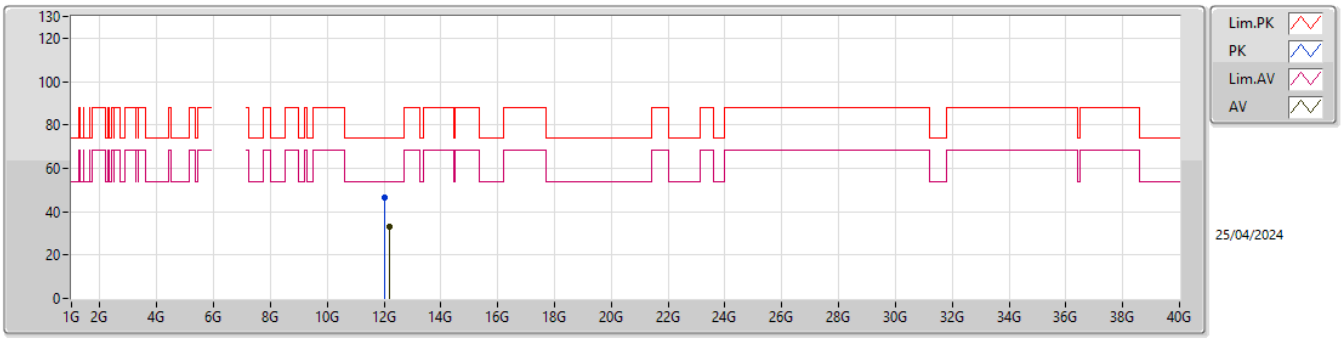

EUT Y_1TX
SET 25

Type	Freq	Level	Limit	Margin	Raw	Dist	Condition	Azimuth	Height	Comment	AF	CL	PA
	(Hz)	(dBuV/m)	(dBuV/m)	(dB)	(dBuV)	(m)		(°)	(m)		(dB)	(dB)	(dB)
PK	12.00269G	46.76	74.00	-27.24	62.27	3	Horizontal	2	1.80	25	39.11	11.12	65.74
AV	12.17851G	32.91	54.00	-21.09	48.11	3	Horizontal	2	1.80	25	39.19	11.19	65.58

5.925-6.425GHz_802.11be EHT160_Nss1,(MCS0)_1TX

6025MHz_TX

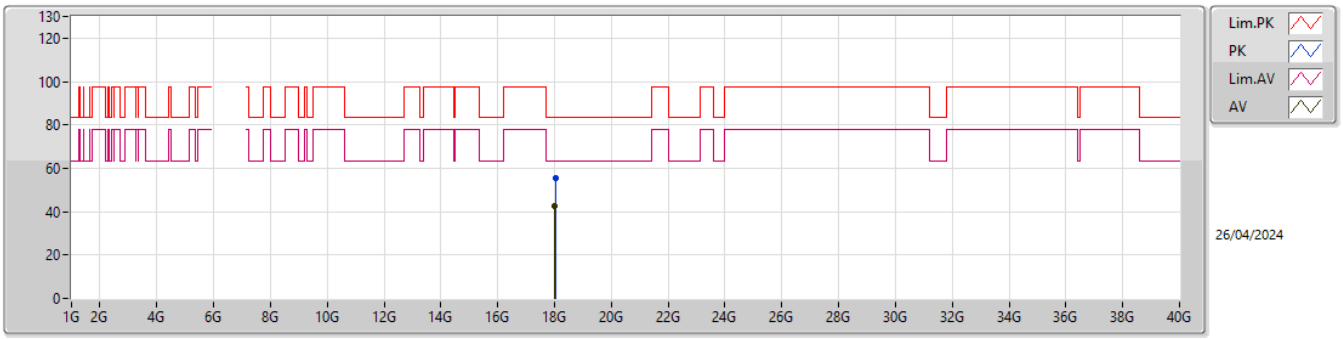

EUT Y_1TX
SET 25

Type	Freq	Level	Limit	Margin	Raw	Dist	Condition	Azimuth	Height	Comment	AF	CL	PA
	(Hz)	(dBuV/m)	(dBuV/m)	(dB)	(dBuV)	(m)		(°)	(m)		(dB)	(dB)	(dB)
PK	18.03728G	55.72	83.54	-27.82	52.43	1	Vertical	347	1.92	25	37.45	15.30	49.46
AV	18.0181G	42.75	63.54	-20.79	39.37	1	Vertical	347	1.92	25	37.53	15.30	49.45

5.925-6.425GHz_802.11be EHT160_Nss1,(MCS0)_1TX

6025MHz_TX

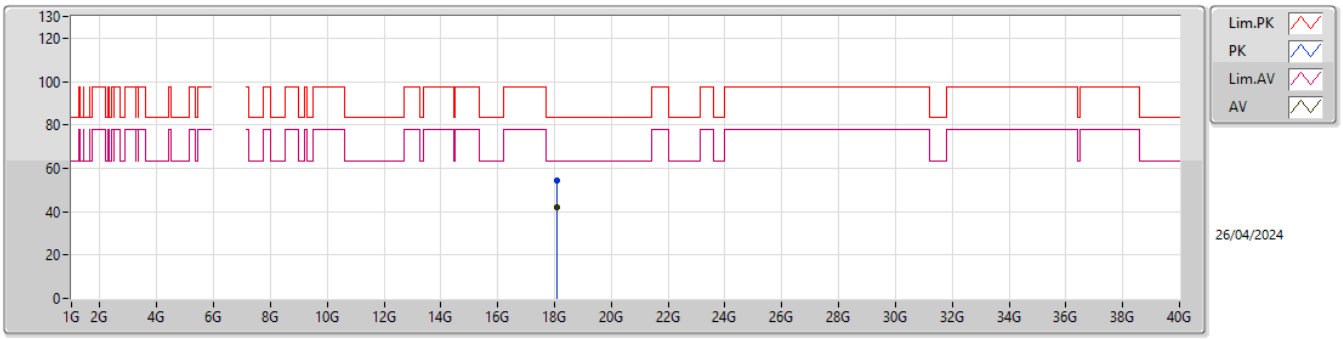

EUT Y_1TX
SET 25

Type	Freq	Level	Limit	Margin	Raw	Dist	Condition	Azimuth	Height	Comment	AF	CL	PA
	(Hz)	(dBuV/m)	(dBuV/m)	(dB)	(dBuV)	(m)		(°)	(m)		(dB)	(dB)	(dB)
PK	18.0766G	54.16	83.54	-29.38	50.83	1	Horizontal	25	1.81	25	37.51	15.30	49.48
AV	18.07308G	42.12	63.54	-21.42	38.81	1	Horizontal	25	1.81	25	37.49	15.30	49.48

5.925-6.425GHz_802.11be EHT160_Nss1,(MCS0)_1TX

6185MHz_TX

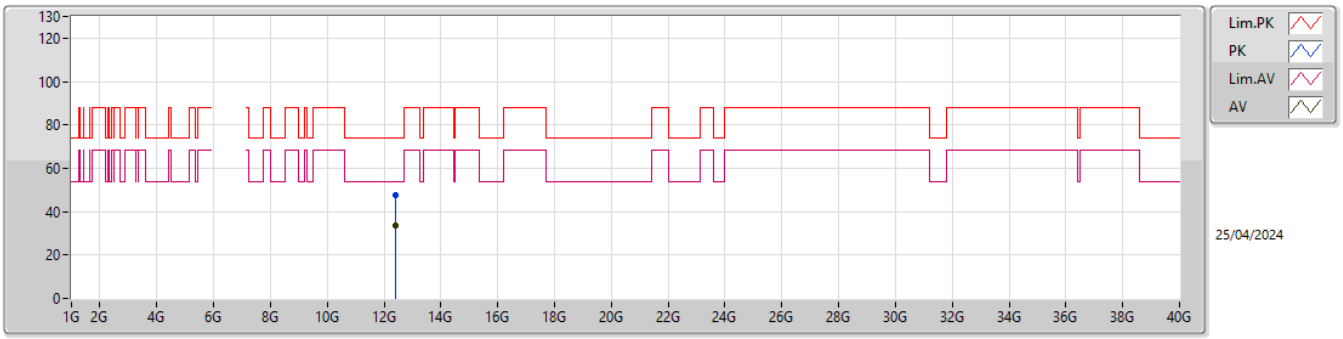

EUT Y_1TX
SET 25

Type	Freq	Level	Limit	Margin	Raw	Dist	Condition	Azimuth	Height	Comment	AF	CL	PA
	(Hz)	(dBuV/m)	(dBuV/m)	(dB)	(dBuV)	(m)		(°)	(m)		(dB)	(dB)	(dB)
PK	12.4106G	47.36	74.00	-26.64	62.71	3	Vertical	241	1.80	25	38.74	11.28	65.37
AV	12.40964G	33.43	54.00	-20.57	48.78	3	Vertical	241	1.80	25	38.74	11.28	65.37

5.925-6.425GHz_802.11be EHT160_Nss1,(MCS0)_1TX

6185MHz_TX

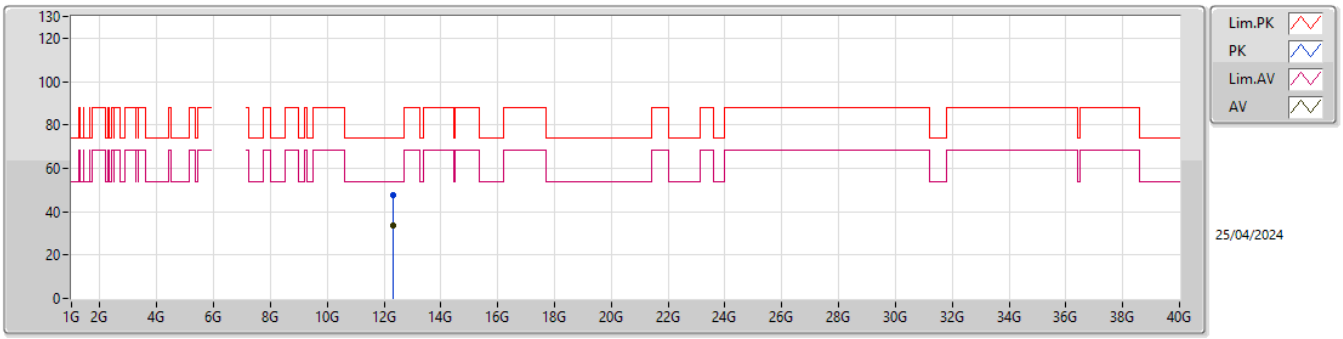

EUT Y_1TX
SET 25

Type	Freq	Level	Limit	Margin	Raw	Dist	Condition	Azimuth	Height	Comment	AF	CL	PA
	(Hz)	(dBuV/m)	(dBuV/m)	(dB)	(dBuV)	(m)		(°)	(m)		(dB)	(dB)	(dB)
PK	12.30415G	47.82	74.00	-26.18	63.06	3	Horizontal	65	1.80	25	38.99	11.24	65.47
AV	12.33867G	33.88	54.00	-20.12	49.15	3	Horizontal	65	1.80	25	38.92	11.25	65.44

5.925-6.425GHz_802.11be EHT160_Nss1,(MCS0)_1TX

6185MHz_TX

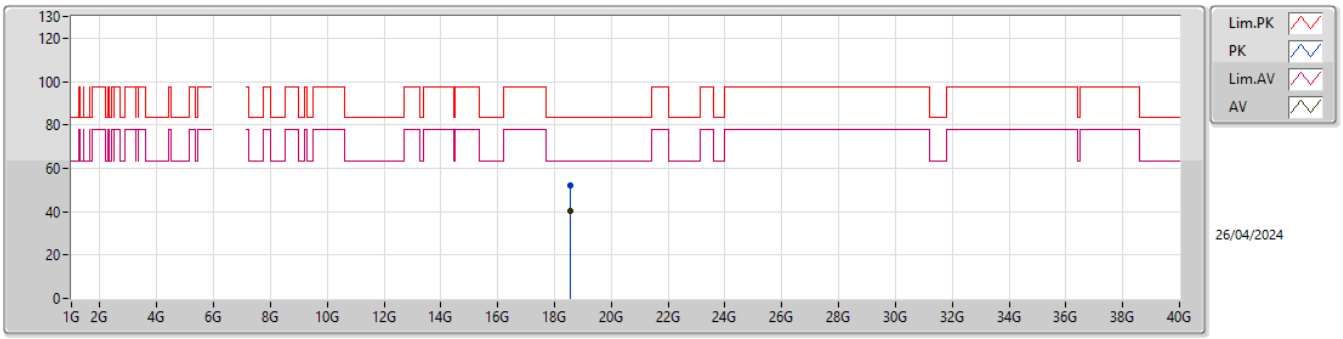

EUT Y_1TX
SET 25

Type	Freq	Level	Limit	Margin	Raw	Dist	Condition	Azimuth	Height	Comment	AF	CL	PA
	(Hz)	(dBuV/m)	(dBuV/m)	(dB)	(dBuV)	(m)		(°)	(m)		(dB)	(dB)	(dB)
PK	18.55468G	52.35	83.54	-31.19	49.02	1	Vertical	7	2.04	25	37.70	15.27	49.64
AV	18.54573G	40.36	63.54	-23.18	37.02	1	Vertical	7	2.04	25	37.72	15.27	49.65

5.925-6.425GHz_802.11be EHT160_Nss1,(MCS0)_1TX

6185MHz_TX

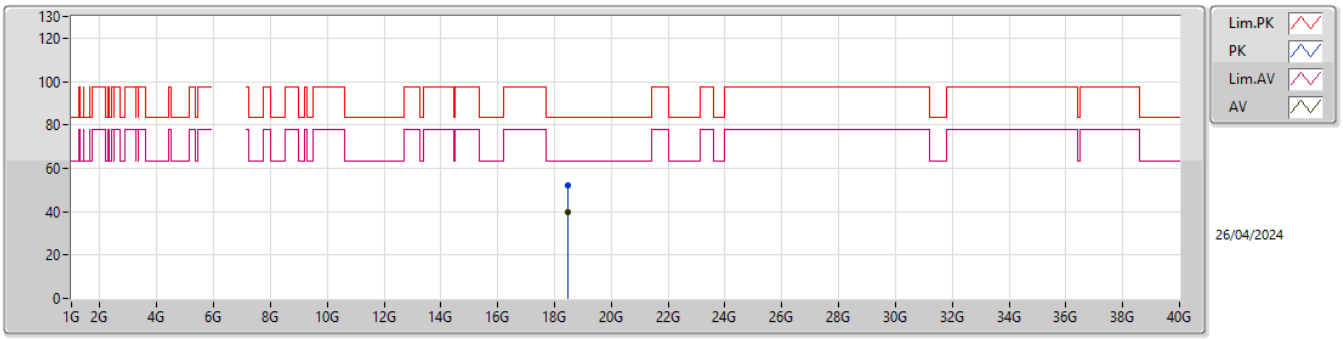

EUT Y_1TX
SET 25

Type	Freq	Level	Limit	Margin	Raw	Dist	Condition	Azimuth	Height	Comment	AF	CL	PA
	(Hz)	(dBuV/m)	(dBuV/m)	(dB)	(dBuV)	(m)		(°)	(m)		(dB)	(dB)	(dB)
PK	18.45526G	52.30	83.54	-31.24	48.96	1	Horizontal	39	1.80	25	37.72	15.28	49.66
AV	18.45174G	39.83	63.54	-23.71	36.50	1	Horizontal	39	1.80	25	37.71	15.28	49.66

5.925-6.425GHz_802.11be EHT160_Nss1,(MCS0)_1TX

6345MHz_TX

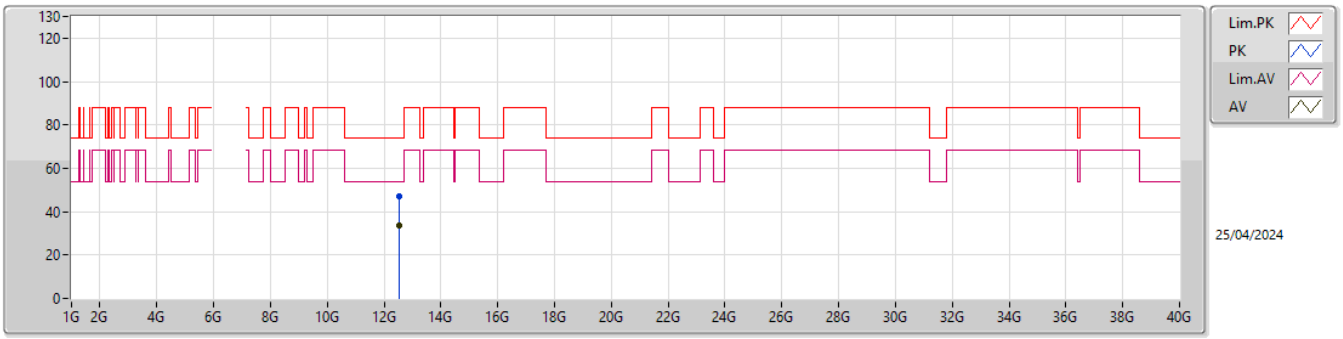

EUT Y_1TX
SET 25

Type	Freq	Level	Limit	Margin	Raw	Dist	Condition	Azimuth	Height	Comment	AF	CL	PA
	(Hz)	(dBuV/m)	(dBuV/m)	(dB)	(dBuV)	(m)		(°)	(m)		(dB)	(dB)	(dB)
PK	12.53559G	46.84	74.00	-27.16	62.31	3	Vertical	28	1.80	25	38.50	11.32	65.29
AV	12.5503G	33.36	54.00	-20.64	48.81	3	Vertical	28	1.80	25	38.50	11.33	65.28

5.925-6.425GHz_802.11be EHT160_Nss1,(MCS0)_1TX

6345MHz_TX

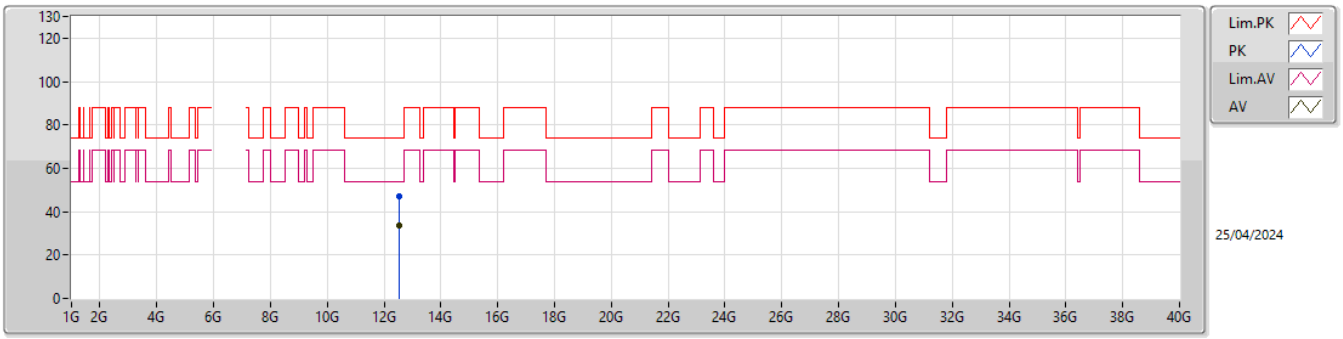

EUT Y_1TX
SET 25

Type	Freq	Level	Limit	Margin	Raw	Dist	Condition	Azimuth	Height	Comment	AF	CL	PA
	(Hz)	(dBuV/m)	(dBuV/m)	(dB)	(dBuV)	(m)		(°)	(m)		(dB)	(dB)	(dB)
PK	12.53847G	46.98	74.00	-27.02	62.45	3	Horizontal	256	1.80	25	38.50	11.32	65.29
AV	12.54518G	33.47	54.00	-20.53	48.92	3	Horizontal	256	1.80	25	38.50	11.33	65.28

5.925-6.425GHz_802.11be EHT160_Nss1,(MCS0)_1TX

6345MHz_TX

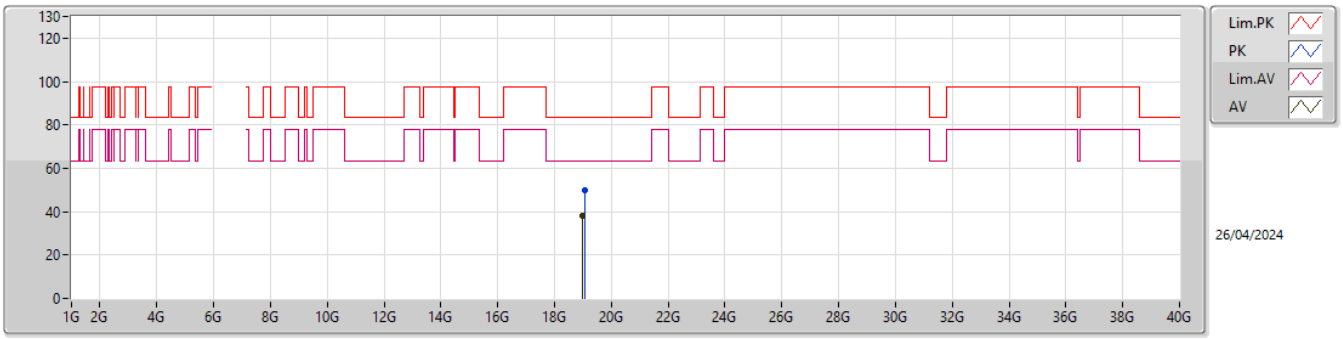

EUT Y_1TX
SET 25

Type	Freq	Level	Limit	Margin	Raw	Dist	Condition	Azimuth	Height	Comment	AF	CL	PA
	(Hz)	(dBuV/m)	(dBuV/m)	(dB)	(dBuV)	(m)		(°)	(m)		(dB)	(dB)	(dB)
PK	19.06889G	49.60	83.54	-33.94	45.84	1	Vertical	12	1.80	25	37.90	15.25	49.39
AV	18.98225G	37.96	63.54	-25.58	34.20	1	Vertical	12	1.80	25	37.86	15.25	49.35

5.925-6.425GHz_802.11be EHT160_Nss1,(MCS0)_1TX

6345MHz_TX

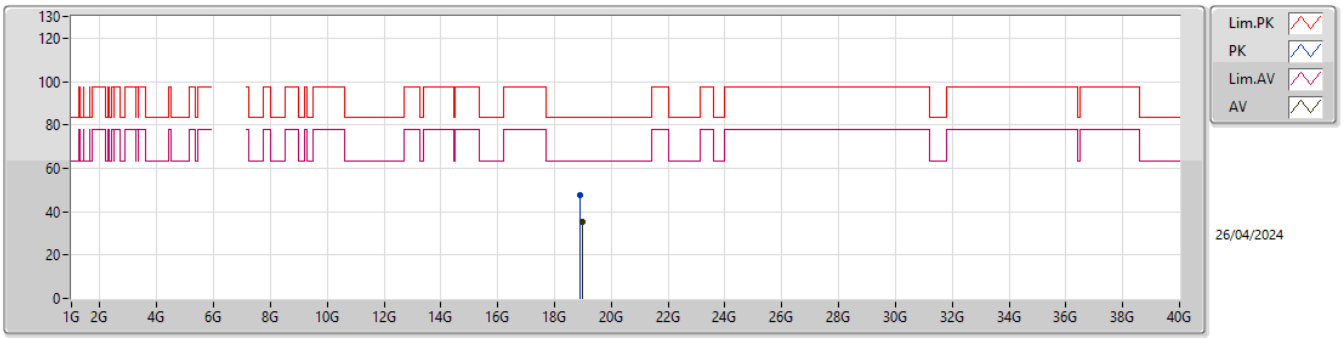

EUT Y_1TX
SET 25

Type	Freq	Level	Limit	Margin	Raw	Dist	Condition	Azimuth	Height	Comment	AF	CL	PA
	(Hz)	(dBuV/m)	(dBuV/m)	(dB)	(dBuV)	(m)		(°)	(m)		(dB)	(dB)	(dB)
PK	18.90425G	47.44	83.54	-36.10	43.53	1	Horizontal	308	1.80	25	38.07	15.25	49.41
AV	18.96595G	35.26	63.54	-28.28	31.54	1	Horizontal	308	1.80	25	37.83	15.25	49.36

6.425-6.525GHz_802.11be EHT160_Nss1,(MCS0)_1TX

6505MHz Straddle 6.425-6.525GHz_TX

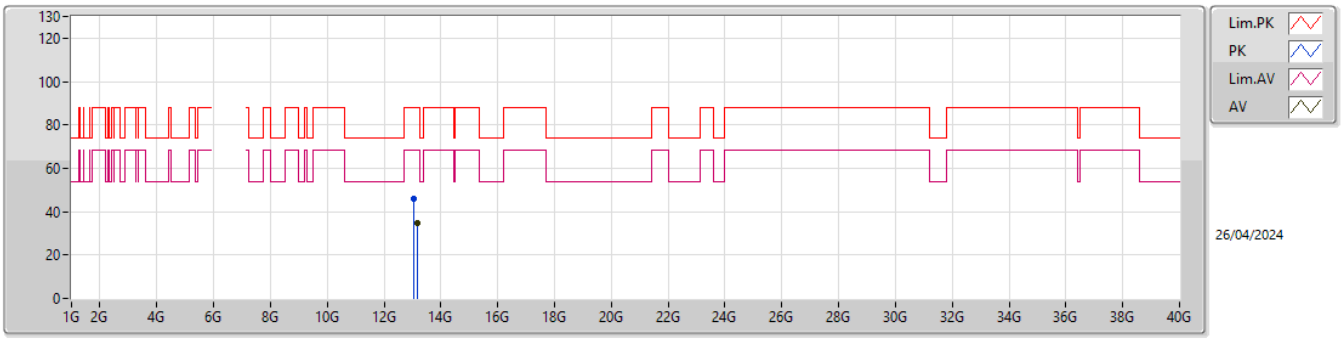

EUT Y_1TX
SET 25

Type	Freq	Level	Limit	Margin	Raw	Dist	Condition	Azimuth	Height	Comment	AF	CL	PA
	(Hz)	(dBuV/m)	(dBuV/m)	(dB)	(dBuV)	(m)		(°)	(m)		(dB)	(dB)	(dB)
PK	13.05731G	45.78	88.20	-42.42	60.35	3	Vertical	202	1.80	25	39.03	11.52	65.12
RMS	13.16952G	34.70	68.20	-33.50	48.72	3	Vertical	202	1.80	25	39.32	11.56	64.90

6.425-6.525GHz_802.11be EHT160_Nss1,(MCS0)_1TX

6505MHz Straddle 6.425-6.525GHz_TX

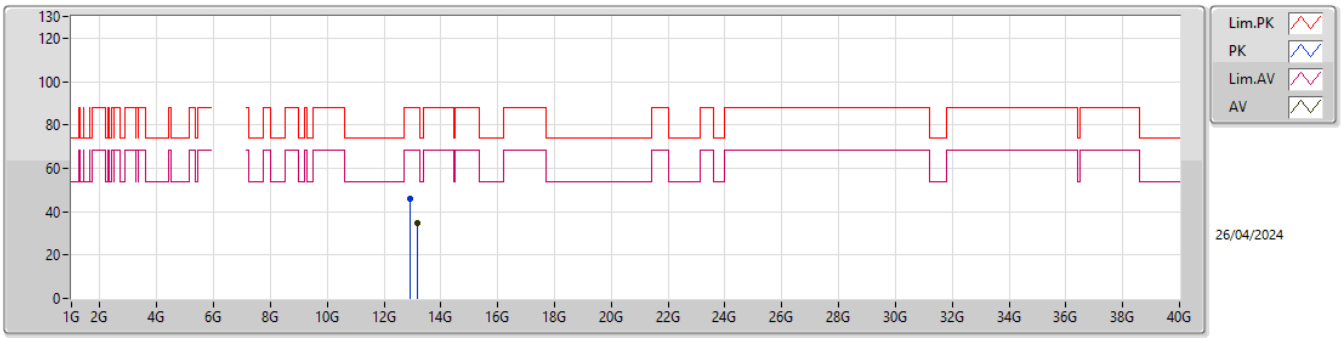

EUT Y_1TX
SET 25

Type	Freq	Level	Limit	Margin	Raw	Dist	Condition	Azimuth	Height	Comment	AF	CL	PA
	(Hz)	(dBuV/m)	(dBuV/m)	(dB)	(dBuV)	(m)		(°)	(m)		(dB)	(dB)	(dB)
PK	12.89651G	46.19	88.20	-42.01	60.67	3	Horizontal	1	1.80	25	39.30	11.46	65.24
RMS	13.1692G	34.92	68.20	-33.28	48.94	3	Horizontal	1	1.80	25	39.32	11.56	64.90

6.425-6.525GHz_802.11be EHT160_Nss1,(MCS0)_1TX

6505MHz Straddle 6.425-6.525GHz_TX

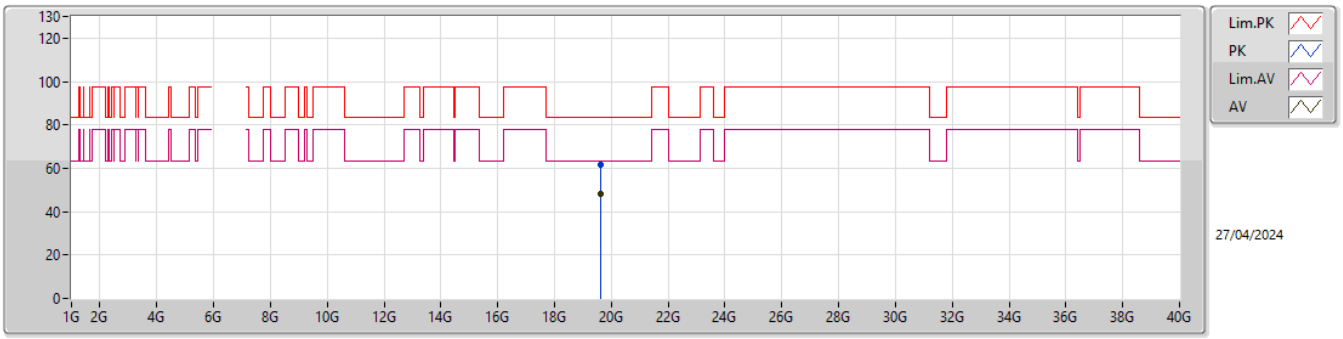

EUT Y_1TX
SET 25

Type	Freq	Level	Limit	Margin	Raw	Dist	Condition	Azimuth	Height	Comment	AF	CL	PA
	(Hz)	(dBuV/m)	(dBuV/m)	(dB)	(dBuV)	(m)		(°)	(m)		(dB)	(dB)	(dB)
PK	19.64511G	61.90	83.54	-21.64	58.17	1	Vertical	14	1.86	25	38.07	15.22	49.56
AV	19.64511G	47.99	63.54	-15.55	44.26	1	Vertical	14	1.86	25	38.07	15.22	49.56

6.425-6.525GHz_802.11be EHT160_Nss1,(MCS0)_1TX

6505MHz Straddle 6.425-6.525GHz_TX

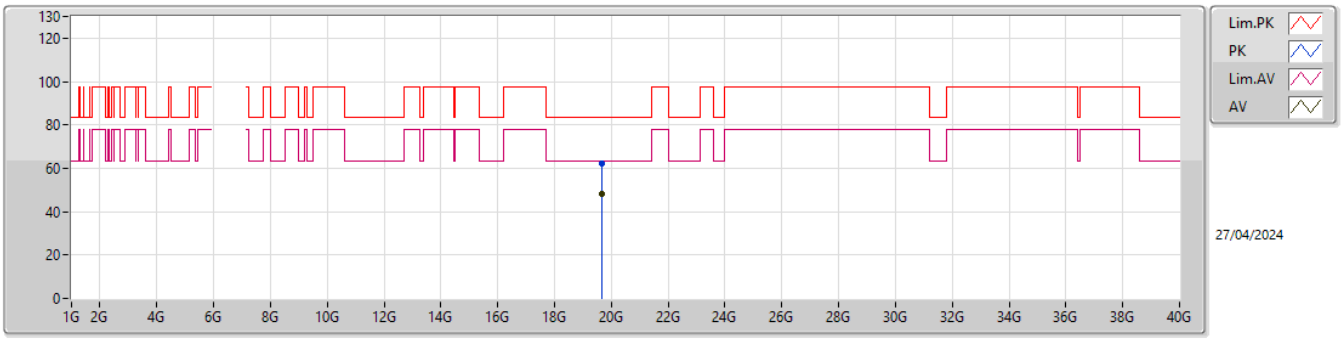

EUT Y_1TX
SET 25

Type	Freq	Level	Limit	Margin	Raw	Dist	Condition	Azimuth	Height	Comment	AF	CL	PA
	(Hz)	(dBuV/m)	(dBuV/m)	(dB)	(dBuV)	(m)		(°)	(m)		(dB)	(dB)	(dB)
PK	19.65726G	62.05	83.54	-21.49	58.32	1	Horizontal	346	1.84	25	38.06	15.22	49.55
AV	19.65374G	48.43	63.54	-15.11	44.68	1	Horizontal	346	1.84	25	38.08	15.22	49.55

6.525-6.875GHz_802.11be EHT160_Nss1,(MCS0)_1TX

6665MHz_TX

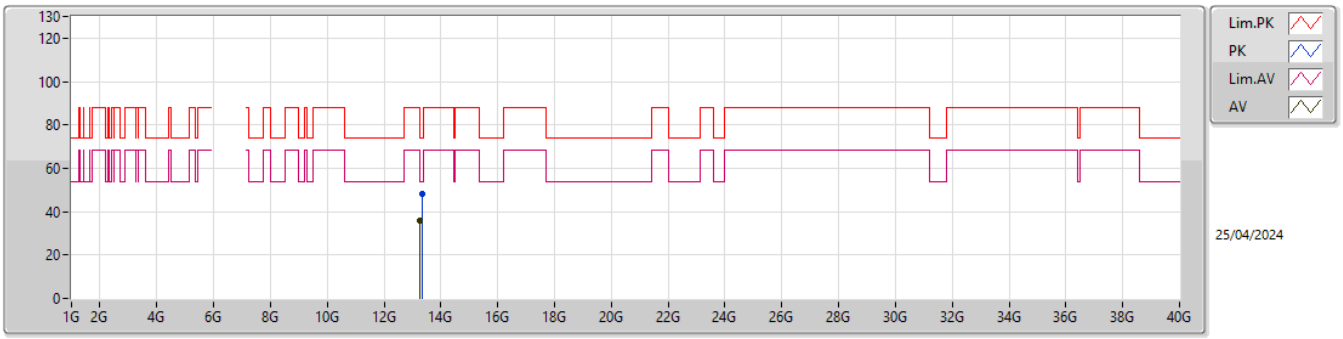

EUT Y_1TX
SET 25

Type	Freq	Level	Limit	Margin	Raw	Dist	Condition	Azimuth	Height	Comment	AF	CL	PA
	(Hz)	(dBuV/m)	(dBuV/m)	(dB)	(dBuV)	(m)		(°)	(m)		(dB)	(dB)	(dB)
PK	13.34854G	48.36	74.00	-25.64	61.59	3	Vertical	288	1.80	25	39.69	11.63	64.55
AV	13.27725G	36.14	54.00	-17.86	49.91	3	Vertical	288	1.80	25	39.31	11.61	64.69

6.525-6.875GHz_802.11be EHT160_Nss1,(MCS0)_1TX

6665MHz_TX

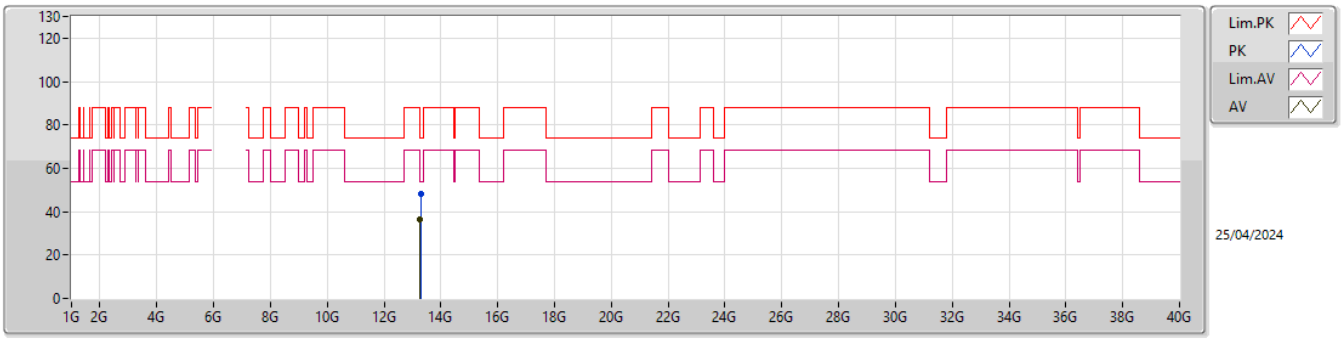

EUT Y_1TX
SET 25

Type	Freq	Level	Limit	Margin	Raw	Dist	Condition	Azimuth	Height	Comment	AF	CL	PA
	(Hz)	(dBuV/m)	(dBuV/m)	(dB)	(dBuV)	(m)		(°)	(m)		(dB)	(dB)	(dB)
PK	13.2878G	48.19	74.00	-25.81	61.90	3	Horizontal	16	1.80	25	39.35	11.61	64.67
AV	13.27597G	36.30	54.00	-17.70	50.09	3	Horizontal	16	1.80	25	39.30	11.60	64.69

6.525-6.875GHz_802.11be EHT160_Nss1,(MCS0)_1TX

6665MHz_TX

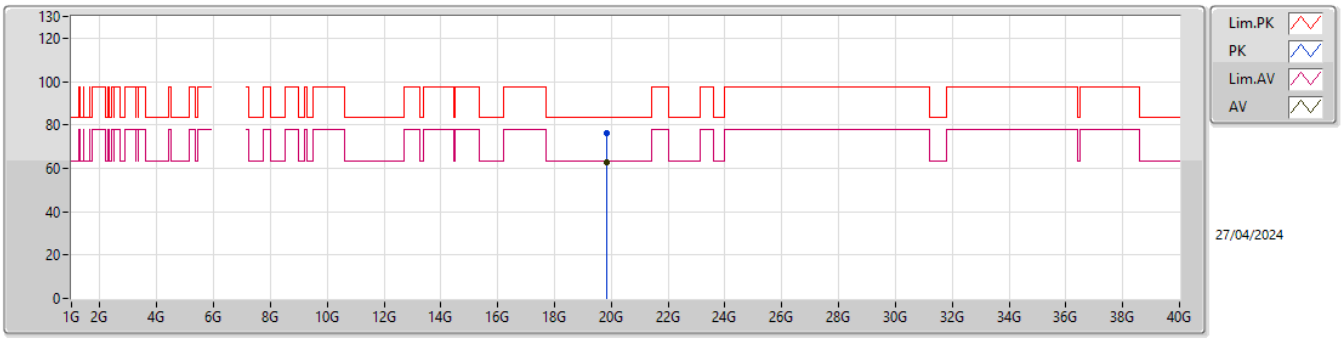

EUT Y_1TX
SET 25

Type	Freq	Level	Limit	Margin	Raw	Dist	Condition	Azimuth	Height	Comment	AF	CL	PA
	(Hz)	(dBuV/m)	(dBuV/m)	(dB)	(dBuV)	(m)		(°)	(m)		(dB)	(dB)	(dB)
PK	19.8505G	76.47	83.54	-7.07	73.05	1	Vertical	18	1.87	25	37.60	15.21	49.39
AV	19.85786G	62.69	63.54	-0.85	59.22	1	Vertical	18	1.87	25	37.65	15.21	49.39

6.525-6.875GHz_802.11be EHT160_Nss1,(MCS0)_1TX

6665MHz_TX

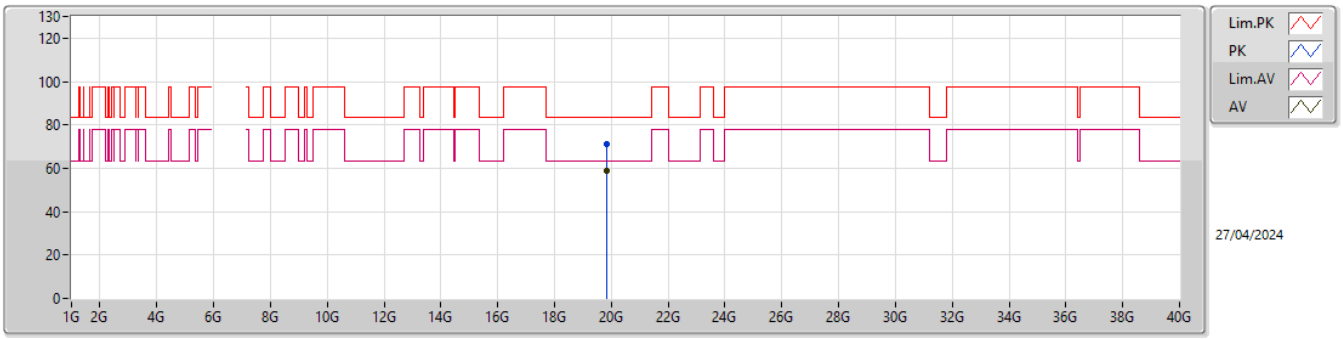

EUT Y_1TX
SET 25

Type	Freq	Level	Limit	Margin	Raw	Dist	Condition	Azimuth	Height	Comment	AF	CL	PA
	(Hz)	(dBuV/m)	(dBuV/m)	(dB)	(dBuV)	(m)		(°)	(m)		(dB)	(dB)	(dB)
PK	19.84891G	71.12	83.54	-12.42	67.69	1	Horizontal	345	1.80	25	37.61	15.21	49.39
AV	19.85754G	58.70	63.54	-4.84	55.23	1	Horizontal	345	1.80	25	37.65	15.21	49.39

6.525-6.875GHz_802.11be EHT160_Nss1,(MCS0)_1TX

6825MHz Straddle 6.525-6.875GHz_TX

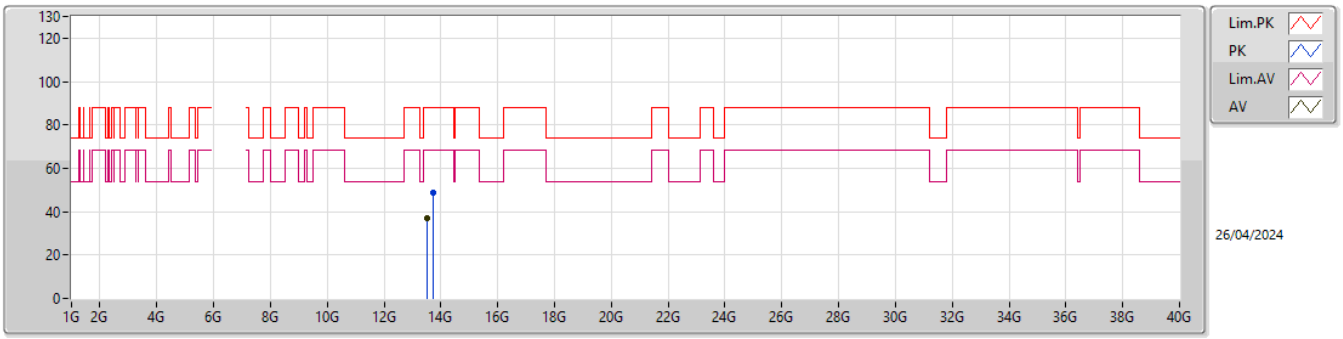

EUT Y_1TX
SET 25

Type	Freq	Level	Limit	Margin	Raw	Dist	Condition	Azimuth	Height	Comment	AF	CL	PA
	(Hz)	(dBuV/m)	(dBuV/m)	(dB)	(dBuV)	(m)		(°)	(m)		(dB)	(dB)	(dB)
PK	13.71234G	48.52	88.20	-39.68	60.97	3	Vertical	331	1.80	25	40.12	11.77	64.34
RMS	13.49527G	37.22	68.20	-30.98	49.71	3	Vertical	331	1.80	25	40.09	11.69	64.27

6.525-6.875GHz_802.11be EHT160_Nss1,(MCS0)_1TX

6825MHz Straddle 6.525-6.875GHz_TX

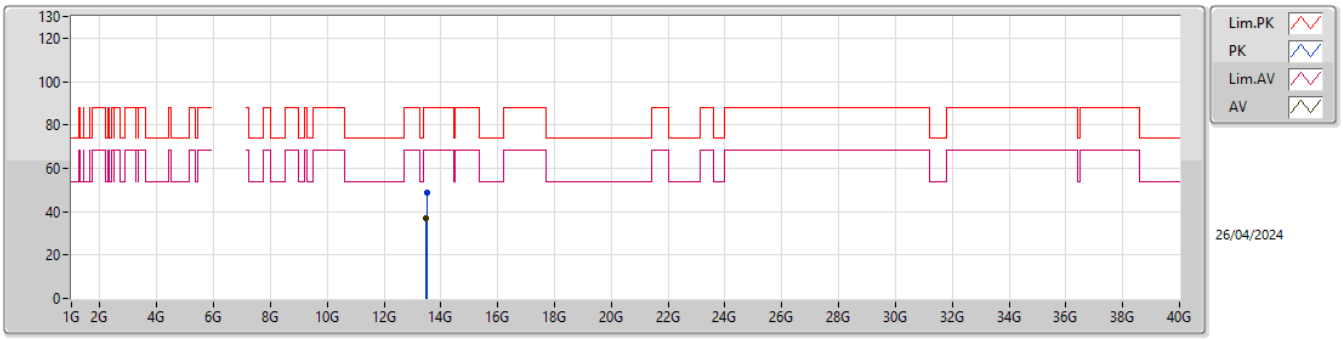

EUT Y_1TX
SET 25

Type	Freq	Level	Limit	Margin	Raw	Dist	Condition	Azimuth	Height	Comment	AF	CL	PA
	(Hz)	(dBuV/m)	(dBuV/m)	(dB)	(dBuV)	(m)		(°)	(m)		(dB)	(dB)	(dB)
PK	13.50007G	48.82	88.20	-39.38	61.29	3	Horizontal	60	1.80	25	40.10	11.69	64.26
RMS	13.49208G	37.22	68.20	-30.98	49.73	3	Horizontal	60	1.80	25	40.08	11.69	64.28

6.525-6.875GHz_802.11be EHT160_Nss1,(MCS0)_1TX

6825MHz Straddle 6.525-6.875GHz_TX

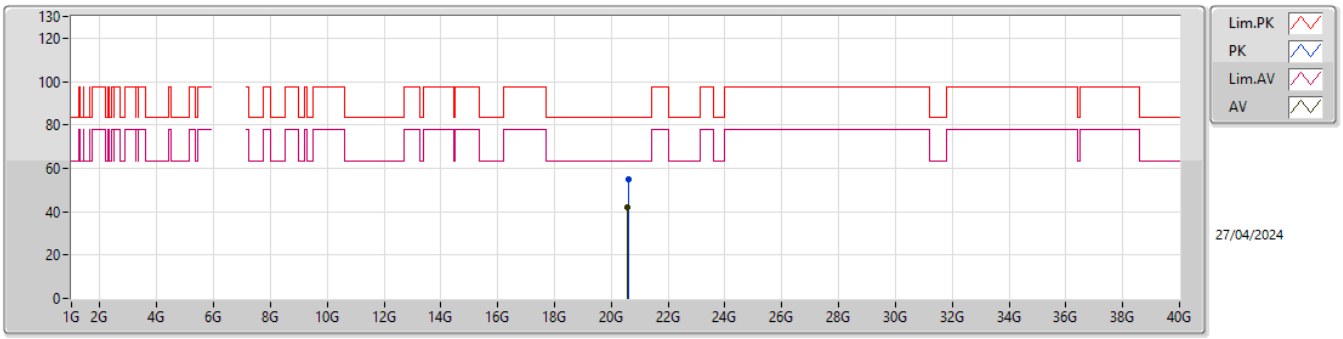

EUT Y_1TX
SET 25

Type	Freq	Level	Limit	Margin	Raw	Dist	Condition	Azimuth	Height	Comment	AF	CL	PA
	(Hz)	(dBuV/m)	(dBuV/m)	(dB)	(dBuV)	(m)		(°)	(m)		(dB)	(dB)	(dB)
PK	20.60543G	55.03	83.54	-28.51	50.45	1	Vertical	20	1.78	25	37.99	15.68	49.09
AV	20.58113G	42.05	63.54	-21.49	37.53	1	Vertical	20	1.78	25	37.96	15.66	49.10

6.525-6.875GHz_802.11be EHT160_Nss1,(MCS0)_1TX

6825MHz Straddle 6.525-6.875GHz_TX

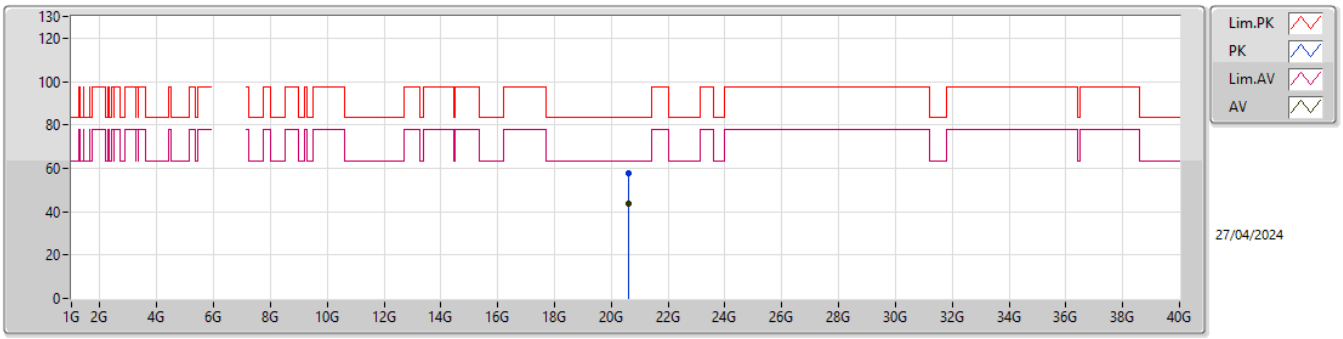

EUT Y_1TX
SET 25

Type	Freq	Level	Limit	Margin	Raw	Dist	Condition	Azimuth	Height	Comment	AF	CL	PA
	(Hz)	(dBuV/m)	(dBuV/m)	(dB)	(dBuV)	(m)		(°)	(m)		(dB)	(dB)	(dB)
PK	20.60543G	57.61	83.54	-25.93	53.03	1	Horizontal	17	1.90	25	37.99	15.68	49.09
AV	20.6195G	43.75	63.54	-19.79	39.17	1	Horizontal	17	1.90	25	37.96	15.70	49.08

6.875-7.125GHz_802.11be EHT160_Nss1,(MCS0)_1TX

6985MHz_TX

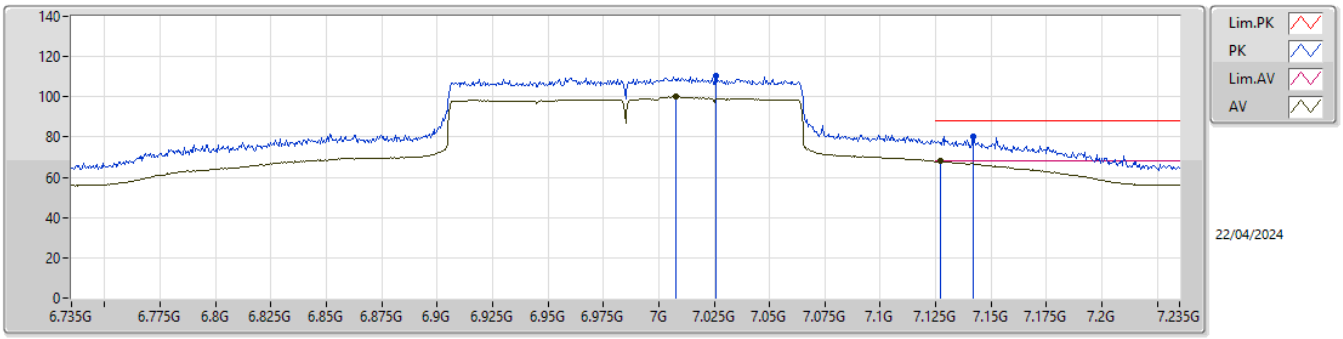

EUT Y_1TX
SET 21

Type	Freq	Level	Limit	Margin	Raw	Dist	Condition	Azimuth	Height	Comment	AF	CL	PA
	(Hz)	(dBuV/m)	(dBuV/m)	(dB)	(dBuV)	(m)		(°)	(m)		(dB)	(dB)	(dB)
PK	7.026G	110.32	Inf	-Inf	99.59	3	Vertical	65.1	2.65	-	35.20	8.55	33.02
RMS	7.0075G	99.99	Inf	-Inf	89.31	3	Vertical	65.1	2.65	-	35.13	8.56	33.01
PK	7.142G	80.48	88.20	-7.72	69.17	3	Vertical	65.1	2.65	-	35.85	8.51	33.05
RMS	7.127G	67.97	68.20	-0.23	56.74	3	Vertical	65.1	2.65	-	35.76	8.52	33.05

6.875-7.125GHz_802.11be EHT160_Nss1,(MCS0)_1TX

6985MHz_TX

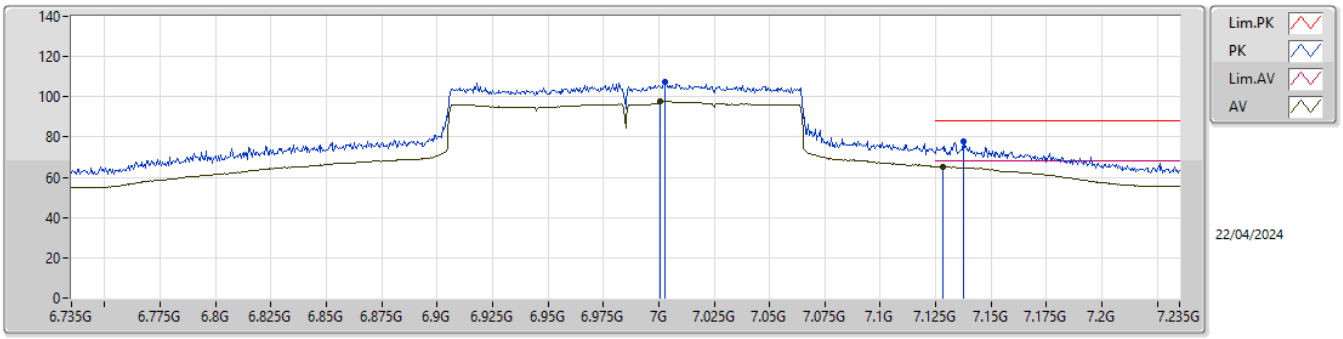

EUT Y_1TX
SET 21

Type	Freq	Level	Limit	Margin	Raw	Dist	Condition	Azimuth	Height	Comment	AF	CL	PA
	(Hz)	(dBuV/m)	(dBuV/m)	(dB)	(dBuV)	(m)		(°)	(m)		(dB)	(dB)	(dB)
PK	7.003G	107.26	Inf	-Inf	96.60	3	Horizontal	349.8	2.94	-	35.11	8.56	33.01
RMS	7.0005G	97.78	Inf	-Inf	87.13	3	Horizontal	349.8	2.94	-	35.10	8.56	33.01
PK	7.1375G	78.13	88.20	-10.07	66.84	3	Horizontal	349.8	2.94	-	35.83	8.51	33.05
RMS	7.128G	65.42	68.20	-2.78	54.18	3	Horizontal	349.8	2.94	-	35.77	8.52	33.05

6.875-7.125GHz_802.11be EHT160_Nss1,(MCS0)_1TX

6985MHz_TX

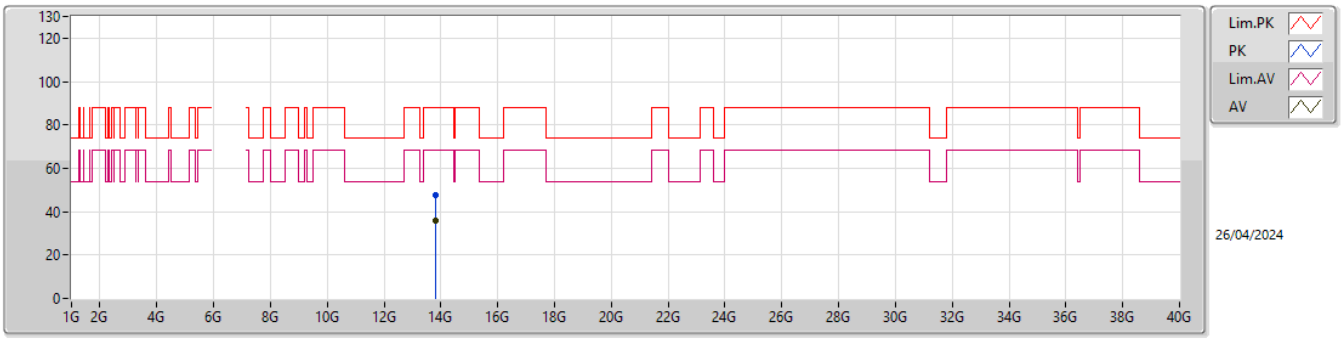

EUT Y_1TX
SET 25

Type	Freq	Level	Limit	Margin	Raw	Dist	Condition	Azimuth	Height	Comment	AF	CL	PA
	(Hz)	(dBuV/m)	(dBuV/m)	(dB)	(dBuV)	(m)		(°)	(m)		(dB)	(dB)	(dB)
PK	13.83222G	47.43	88.20	-40.77	59.74	3	Vertical	360	1.80	25	40.26	11.82	64.39
RMS	13.83272G	36.04	68.20	-32.16	48.34	3	Vertical	360	1.80	25	40.27	11.82	64.39

6.875-7.125GHz_802.11be EHT160_Nss1,(MCS0)_1TX

6985MHz_TX

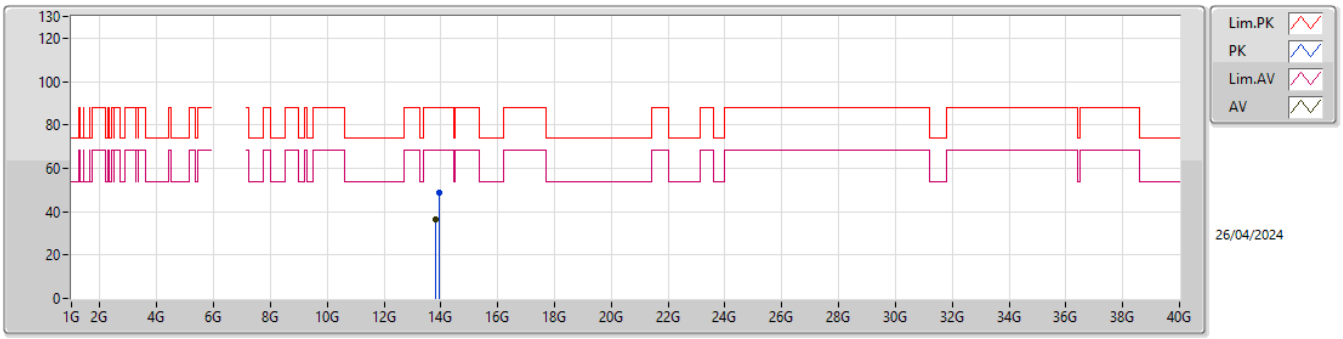

EUT Y_1TX
SET 25

Type	Freq	Level	Limit	Margin	Raw	Dist	Condition	Azimuth	Height	Comment	AF	CL	PA
	(Hz)	(dBuV/m)	(dBuV/m)	(dB)	(dBuV)	(m)		(°)	(m)		(dB)	(dB)	(dB)
PK	13.92205G	48.77	88.20	-39.43	60.61	3	Horizontal	9	1.80	25	40.74	11.85	64.43
RMS	13.81527G	36.34	68.20	-31.86	48.69	3	Horizontal	9	1.80	25	40.23	11.81	64.39

6.875-7.125GHz_802.11be EHT160_Nss1,(MCS0)_1TX

6985MHz_TX

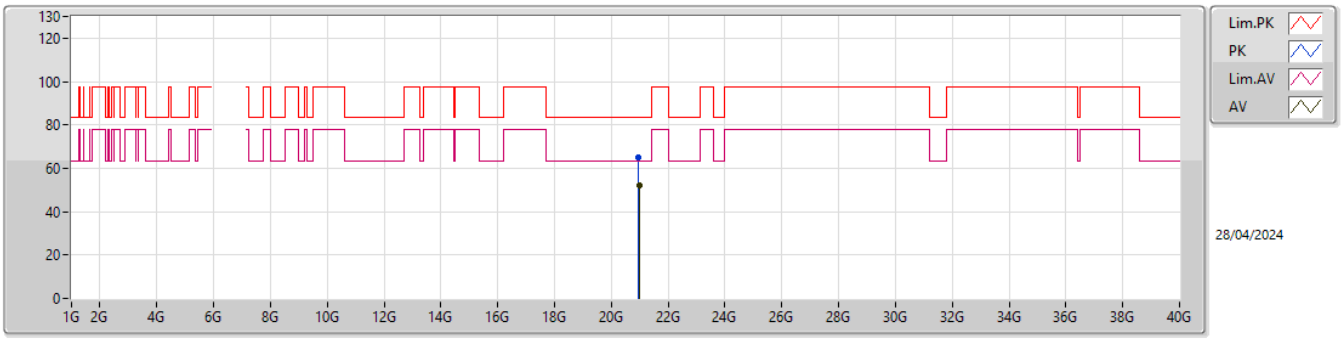

EUT Y_1TX
SET 25

Type	Freq	Level	Limit	Margin	Raw	Dist	Condition	Azimuth	Height	Comment	AF	CL	PA
	(Hz)	(dBuV/m)	(dBuV/m)	(dB)	(dBuV)	(m)		(°)	(m)		(dB)	(dB)	(dB)
PK	20.94701G	65.11	83.54	-18.43	59.96	1	Vertical	24	1.91	25	38.10	15.96	48.91
AV	20.98185G	51.89	63.54	-11.65	46.82	1	Vertical	24	1.91	25	37.97	15.99	48.89

6.875-7.125GHz_802.11be EHT160_Nss1,(MCS0)_1TX

6985MHz_TX

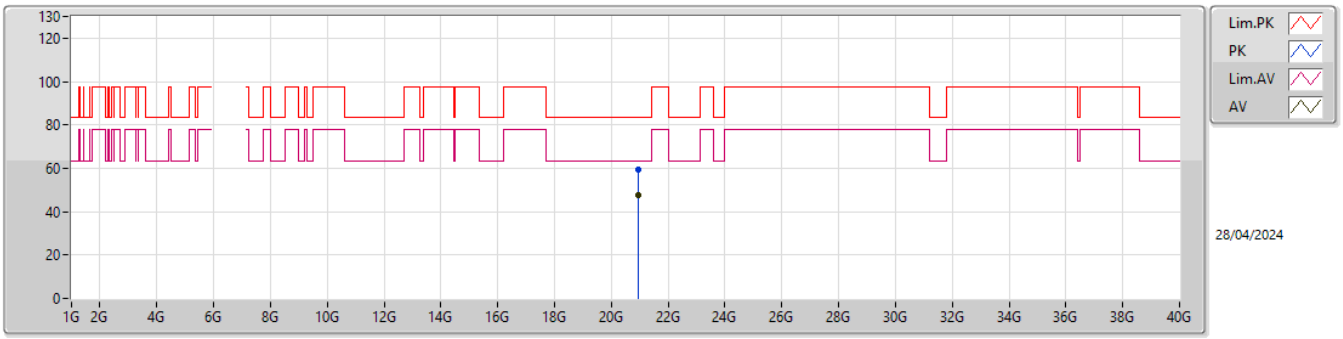

EUT Y_1TX
SET 25

Type	Freq	Level	Limit	Margin	Raw	Dist	Condition	Azimuth	Height	Comment	AF	CL	PA
	(Hz)	(dBuV/m)	(dBuV/m)	(dB)	(dBuV)	(m)		(°)	(m)		(dB)	(dB)	(dB)
PK	20.96107G	59.53	83.54	-24.01	54.40	1	Horizontal	344	1.80	25	38.06	15.97	48.90
AV	20.93486G	47.58	63.54	-15.96	42.44	1	Horizontal	344	1.80	25	38.10	15.95	48.91

5.925-6.425GHz_802.11be EHT320_Nss1,(MCS0)_1TX

6105MHz_TX

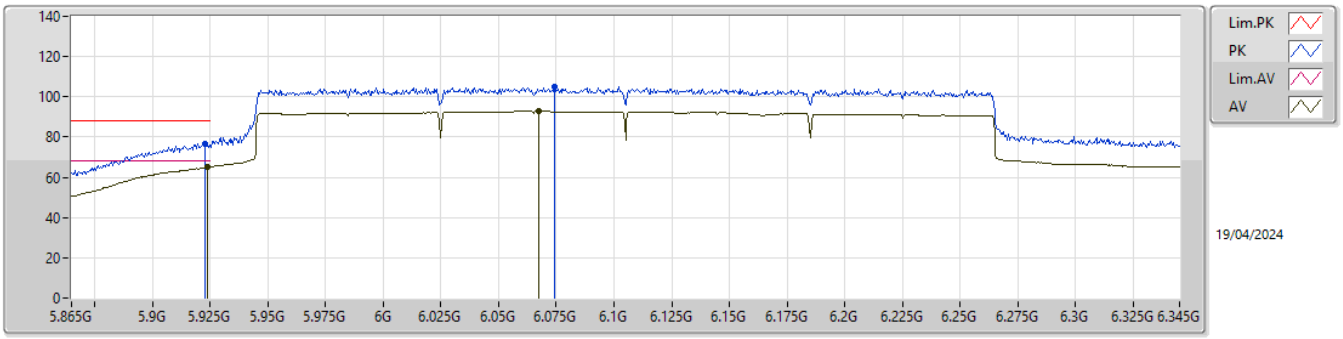

EUT Y_1TX
SET 21.5
25\17\21\23\22\21.5
-9.21\17.74\6.08\-4.90\-0.02\3.20

Type	Freq	Level	Limit	Margin	Raw	Dist	Condition	Azimuth	Height	Comment	AF	CL	PA
	(Hz)	(dBuV/m)	(dBuV/m)	(dB)	(dBuV)	(m)		(°)	(m)		(dB)	(dB)	(dB)
PK	5.9226G	76.90	88.20	-11.30	69.83	3	Vertical	65	1.80	21.5	32.40	7.64	32.97
AV	5.92404G	65.00	68.20	-3.20	57.93	3	Vertical	65	1.80	21.5	32.40	7.64	32.97
PK	6.07428G	105.06	Inf	-Inf	97.83	3	Vertical	65	1.80	21.5	32.55	7.69	33.01
AV	6.06756G	92.88	Inf	-Inf	85.64	3	Vertical	65	1.80	21.5	32.56	7.69	33.01

5.925-6.425GHz_802.11be EHT320_Nss1,(MCS0)_1TX

6105MHz_TX

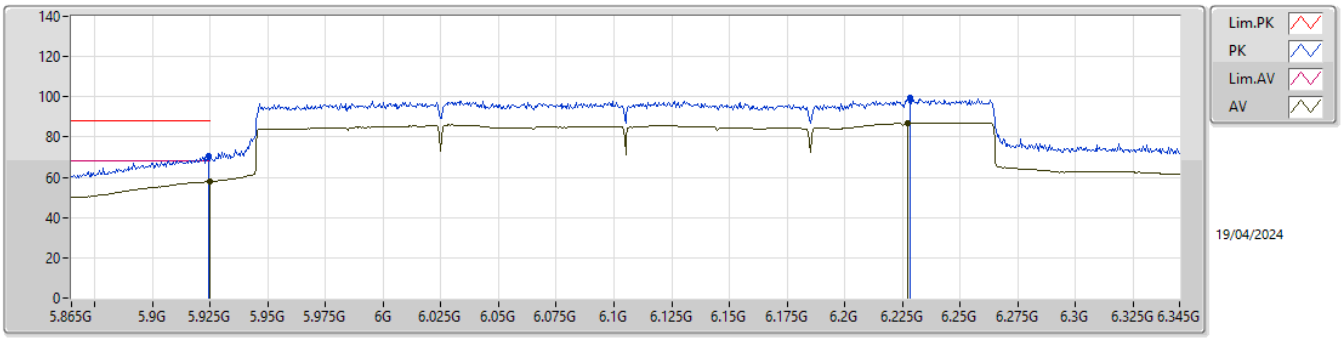

EUT Y_1TX
SET

Type	Freq	Level	Limit	Margin	Raw	Dist	Condition	Azimuth	Height	Comment	AF	CL	PA
	(Hz)	(dBuV/m)	(dBuV/m)	(dB)	(dBuV)	(m)		(°)	(m)		(dB)	(dB)	(dB)
PK	5.92452G	70.64	88.20	-17.56	63.57	3	Horizontal	296	2.84	-	32.40	7.64	32.97
AV	5.925G	57.90	68.20	-10.30	50.83	3	Horizontal	296	2.84	-	32.40	7.64	32.97
PK	6.22836G	99.84	Inf	-Inf	92.19	3	Horizontal	296	2.84	-	32.91	7.76	33.02
AV	6.2274G	87.01	Inf	-Inf	79.36	3	Horizontal	296	2.84	-	32.91	7.76	33.02

5.925-6.425GHz_802.11be EHT320_Nss1,(MCS0)_1TX

6105MHz_TX

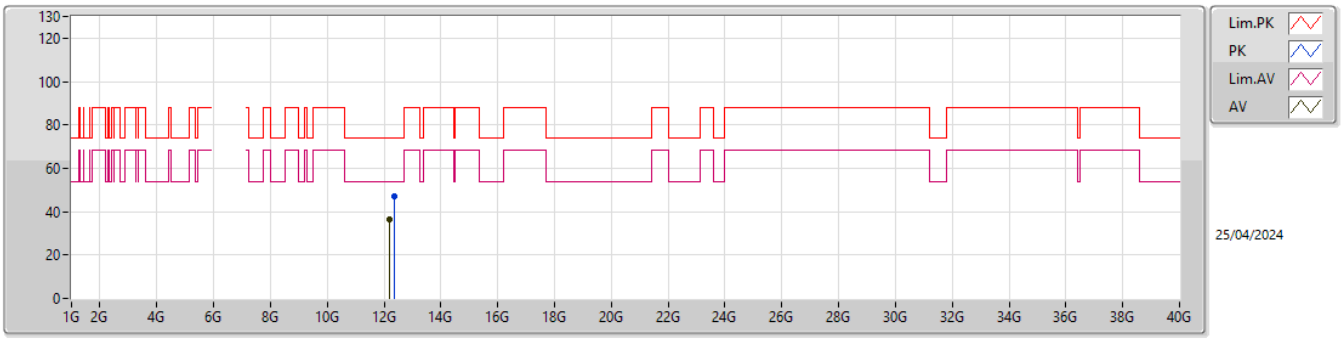

EUT Y_1TX
SET 25

Type	Freq	Level	Limit	Margin	Raw	Dist	Condition	Azimuth	Height	Comment	AF	CL	PA
	(Hz)	(dBuV/m)	(dBuV/m)	(dB)	(dBuV)	(m)		(°)	(m)		(dB)	(dB)	(dB)
PK	12.38263G	47.24	74.00	-26.76	62.54	3	Vertical	356	1.80	25	38.83	11.27	65.40
AV	12.21G	36.32	54.00	-17.68	51.57	3	Vertical	356	1.80	25	39.10	11.20	65.55

5.925-6.425GHz_802.11be EHT320_Nss1,(MCS0)_1TX

6105MHz_TX

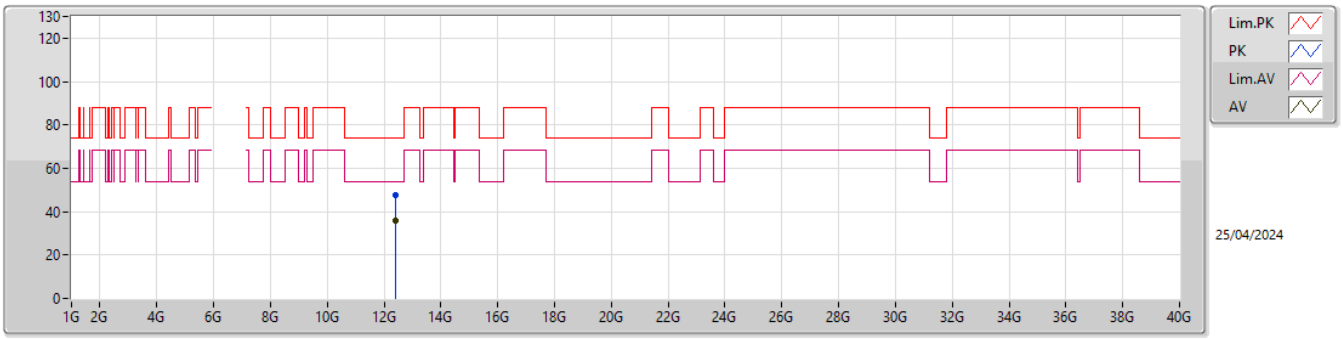

EUT Y_1TX
SET 25

Type	Freq	Level	Limit	Margin	Raw	Dist	Condition	Azimuth	Height	Comment	AF	CL	PA
	(Hz)	(dBuV/m)	(dBuV/m)	(dB)	(dBuV)	(m)		(°)	(m)		(dB)	(dB)	(dB)
PK	12.40692G	47.35	74.00	-26.65	62.69	3	Horizontal	70	1.80	25	38.76	11.27	65.37
AV	12.40756G	35.68	54.00	-18.32	51.03	3	Horizontal	70	1.80	25	38.75	11.27	65.37

5.925-6.425GHz_802.11be EHT320_Nss1,(MCS0)_1TX

6105MHz_TX

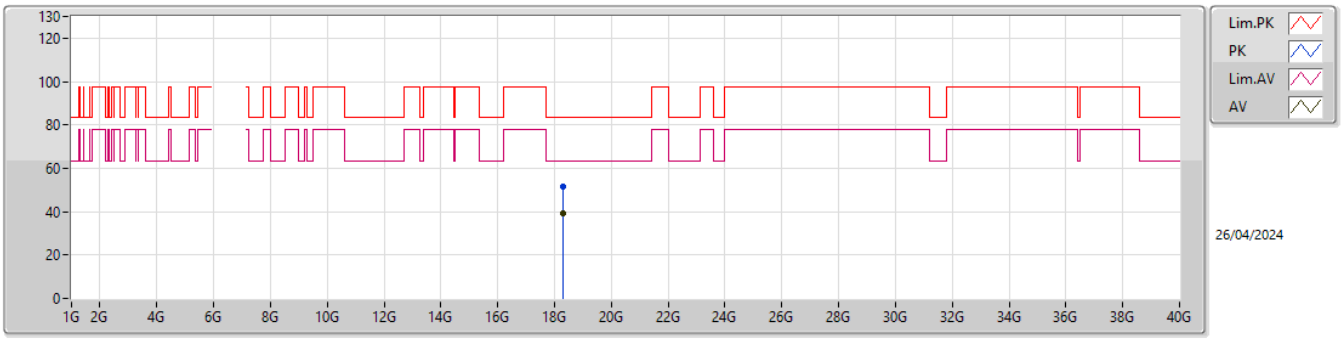

EUT Y_1TX
SET 25

Type	Freq	Level	Limit	Margin	Raw	Dist	Condition	Azimuth	Height	Comment	AF	CL	PA
	(Hz)	(dBuV/m)	(dBuV/m)	(dB)	(dBuV)	(m)		(°)	(m)		(dB)	(dB)	(dB)
PK	18.29646G	51.53	83.54	-32.01	48.31	1	Vertical	346	1.80	25	37.51	15.29	49.58
AV	18.32075G	38.98	63.54	-24.56	35.79	1	Vertical	346	1.80	25	37.50	15.28	49.59

5.925-6.425GHz_802.11be EHT320_Nss1,(MCS0)_1TX

6105MHz_TX

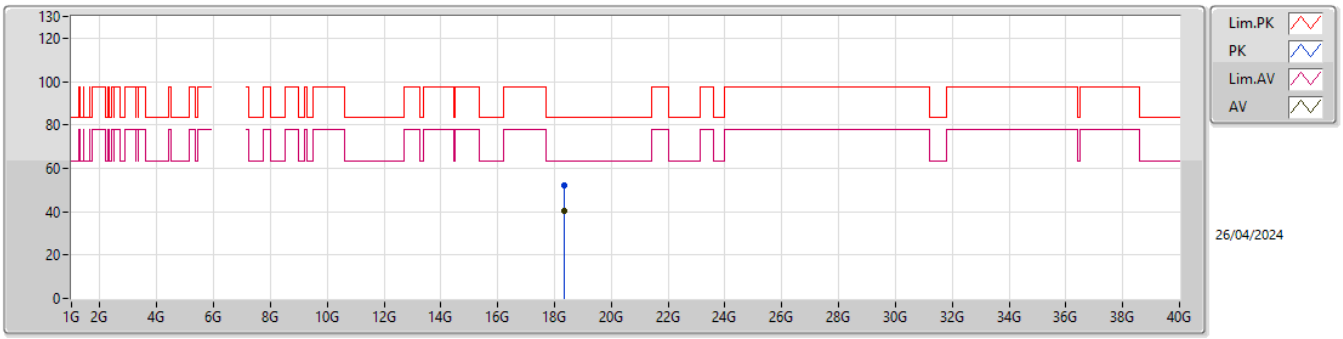

EUT Y_1TX
SET 25

Type	Freq	Level	Limit	Margin	Raw	Dist	Condition	Azimuth	Height	Comment	AF	CL	PA
	(Hz)	(dBuV/m)	(dBuV/m)	(dB)	(dBuV)	(m)		(°)	(m)		(dB)	(dB)	(dB)
PK	18.34761G	51.87	83.54	-31.67	48.70	1	Horizontal	39	1.82	25	37.50	15.28	49.61
AV	18.34889G	40.24	63.54	-23.30	37.07	1	Horizontal	39	1.82	25	37.50	15.28	49.61

5.925-6.425GHz_802.11be EHT320_Nss1,(MCS0)_1TX

6265MHz_TX

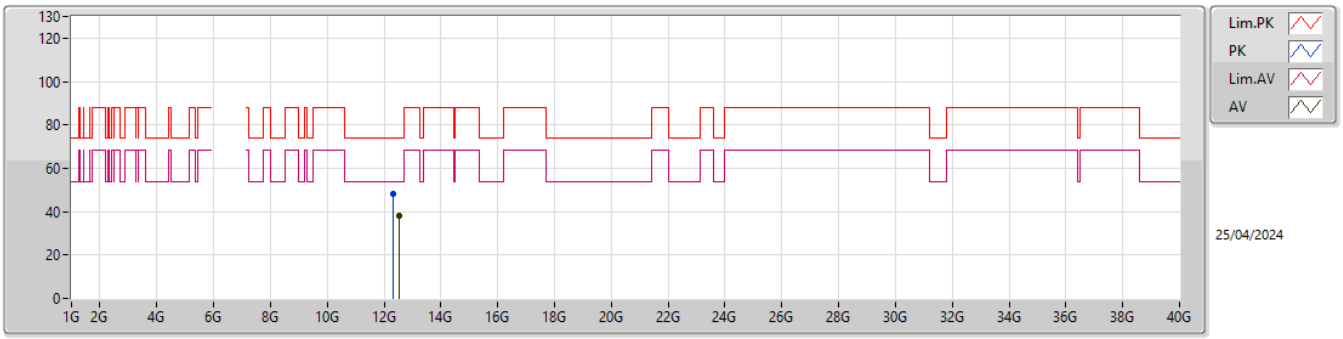

EUT Y_1TX
SET 25

Type	Freq	Level	Limit	Margin	Raw	Dist	Condition	Azimuth	Height	Comment	AF	CL	PA
	(Hz)	(dBuV/m)	(dBuV/m)	(dB)	(dBuV)	(m)		(°)	(m)		(dB)	(dB)	(dB)
PK	12.30367G	48.04	74.00	-25.96	63.28	3	Vertical	11	1.80	25	38.99	11.24	65.47
AV	12.53G	37.96	54.00	-16.04	53.43	3	Vertical	11	1.80	25	38.50	11.32	65.29

5.925-6.425GHz_802.11be EHT320_Nss1,(MCS0)_1TX

6265MHz_TX

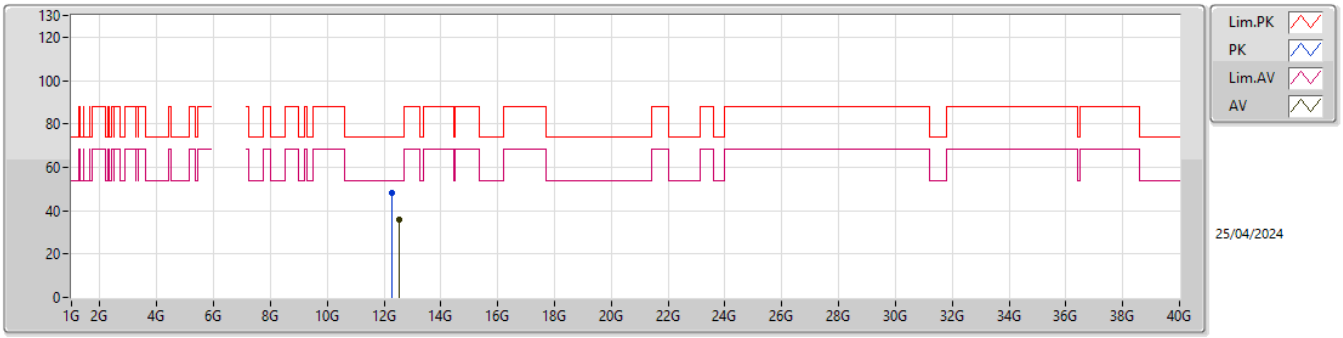

EUT Y_1TX
SET 25

Type	Freq	Level	Limit	Margin	Raw	Dist	Condition	Azimuth	Height	Comment	AF	CL	PA
	(Hz)	(dBuV/m)	(dBuV/m)	(dB)	(dBuV)	(m)		(°)	(m)		(dB)	(dB)	(dB)
PK	12.29663G	48.15	74.00	-25.85	63.38	3	Horizontal	346	1.80	25	39.01	11.23	65.47
AV	12.54471G	35.77	54.00	-18.23	51.22	3	Horizontal	346	1.80	25	38.50	11.33	65.28

5.925-6.425GHz_802.11be EHT320_Nss1,(MCS0)_1TX

6265MHz_TX

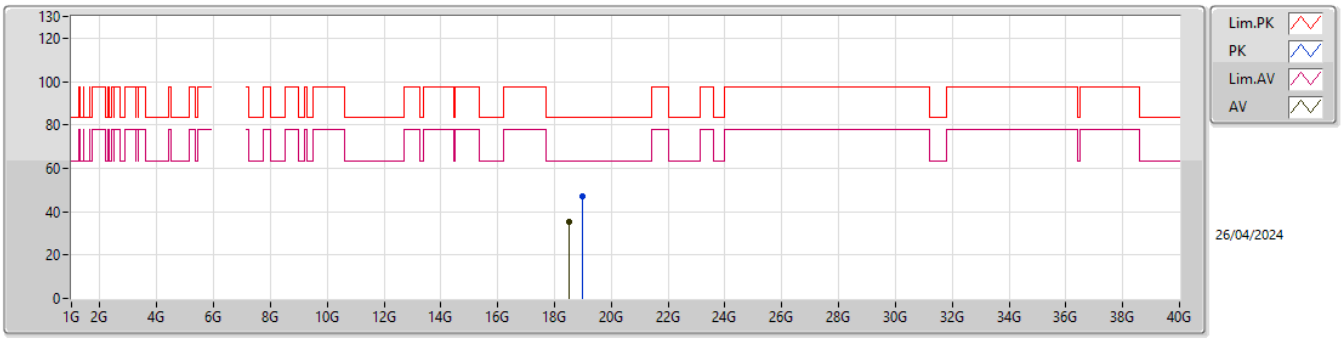

EUT Y_1TX
SET 25

Type	Freq	Level	Limit	Margin	Raw	Dist	Condition	Azimuth	Height	Comment	AF	CL	PA
	(Hz)	(dBuV/m)	(dBuV/m)	(dB)	(dBuV)	(m)		(°)	(m)		(dB)	(dB)	(dB)
PK	19.00343G	46.93	83.54	-36.61	43.12	1	Vertical	207	1.82	25	37.90	15.25	49.34
AV	18.49706G	35.14	63.54	-28.40	31.65	1	Vertical	207	1.82	25	37.89	15.28	49.68

5.925-6.425GHz_802.11be EHT320_Nss1,(MCS0)_1TX

6265MHz_TX

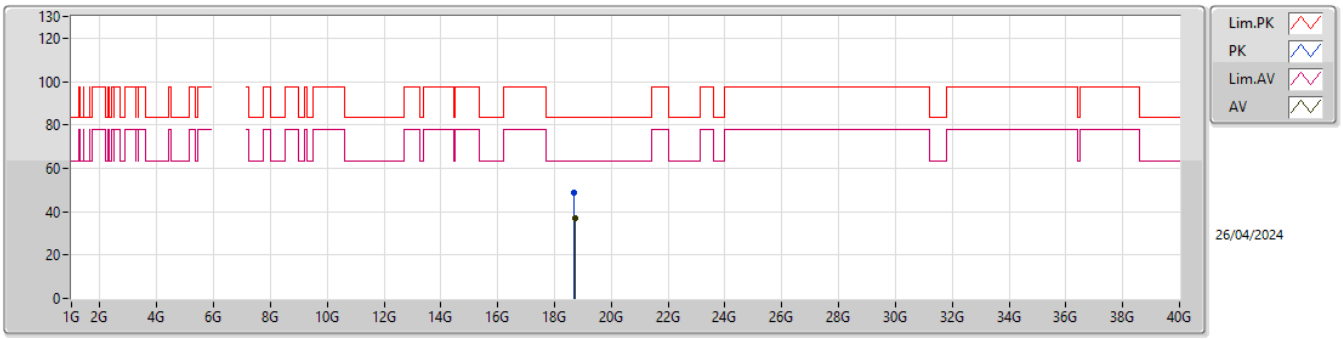

EUT Y_1TX
SET 25

Type	Freq	Level	Limit	Margin	Raw	Dist	Condition	Azimuth	Height	Comment	AF	CL	PA
	(Hz)	(dBuV/m)	(dBuV/m)	(dB)	(dBuV)	(m)		(°)	(m)		(dB)	(dB)	(dB)
PK	18.66841G	48.83	83.54	-34.71	45.40	1	Horizontal	13	1.80	25	37.73	15.27	49.57
AV	18.73746G	36.87	63.54	-26.67	33.38	1	Horizontal	13	1.80	25	37.75	15.26	49.52

5.925-6.425GHz_802.11be EHT320_Nss1,(MCS0)_1TX

6425MHz Straddle 5.925-6.425GHz_TX

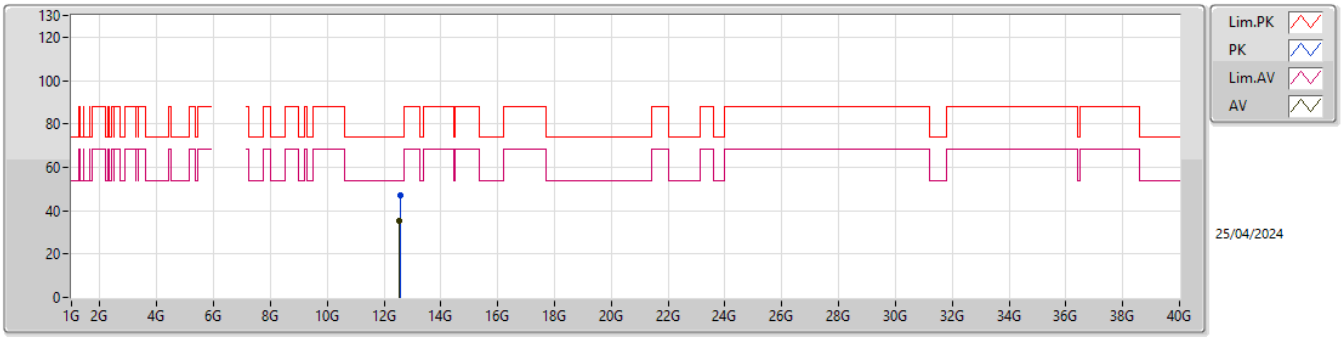

EUT Y_1TX
SET 25

Type	Freq	Level	Limit	Margin	Raw	Dist	Condition	Azimuth	Height	Comment	AF	CL	PA
	(Hz)	(dBuV/m)	(dBuV/m)	(dB)	(dBuV)	(m)		(°)	(m)		(dB)	(dB)	(dB)
PK	12.56996G	47.03	74.00	-26.97	62.39	3	Vertical	6	1.80	25	38.58	11.34	65.28
AV	12.54566G	35.08	54.00	-18.92	50.53	3	Vertical	6	1.80	25	38.50	11.33	65.28

5.925-6.425GHz_802.11be EHT320_Nss1,(MCS0)_1TX

6425MHz Straddle 5.925-6.425GHz_TX

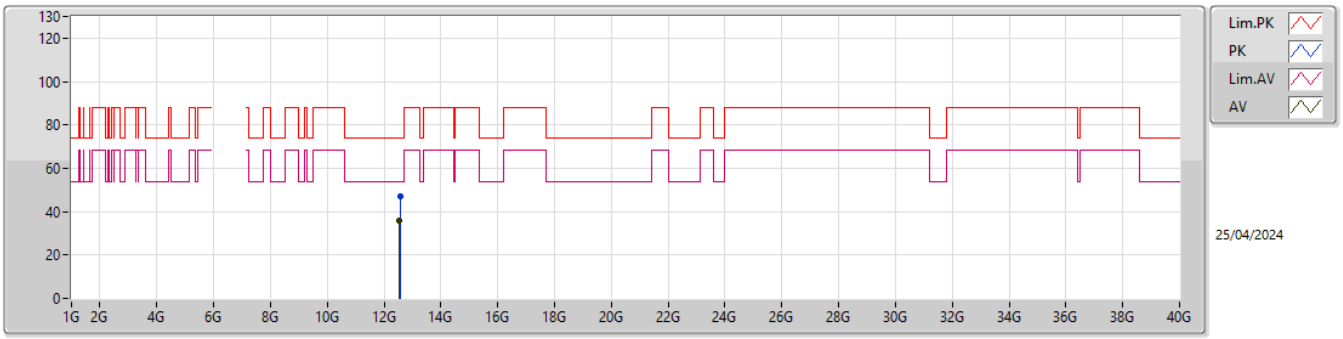

EUT Y_1TX
SET 25

Type	Freq	Level	Limit	Margin	Raw	Dist	Condition	Azimuth	Height	Comment	AF	CL	PA
	(Hz)	(dBuV/m)	(dBuV/m)	(dB)	(dBuV)	(m)		(°)	(m)		(dB)	(dB)	(dB)
PK	12.56101G	46.81	74.00	-27.19	62.22	3	Horizontal	331	1.80	25	38.54	11.33	65.28
AV	12.54822G	35.59	54.00	-18.41	51.04	3	Horizontal	331	1.80	25	38.50	11.33	65.28

5.925-6.425GHz_802.11be EHT320_Nss1,(MCS0)_1TX

6425MHz Straddle 5.925-6.425GHz_TX

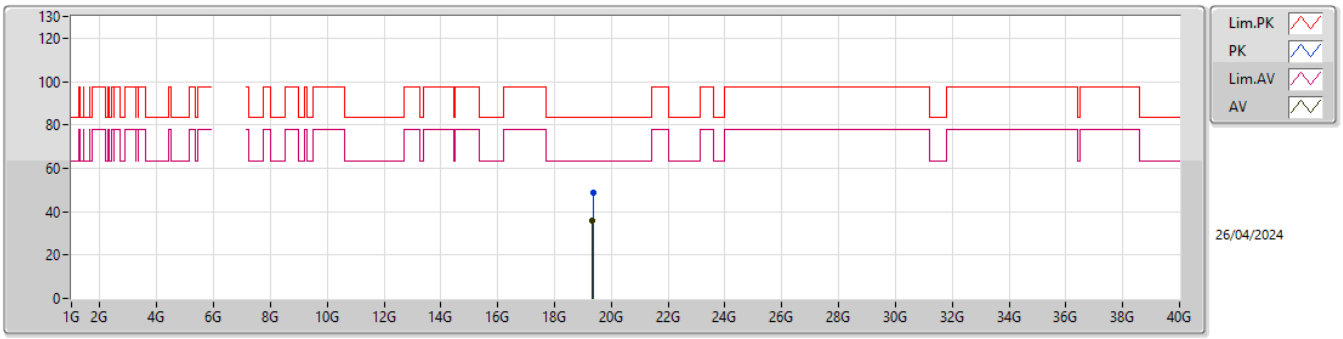

EUT Y_1TX
SET 25

Type	Freq	Level	Limit	Margin	Raw	Dist	Condition	Azimuth	Height	Comment	AF	CL	PA
	(Hz)	(dBuV/m)	(dBuV/m)	(dB)	(dBuV)	(m)		(°)	(m)		(dB)	(dB)	(dB)
PK	19.35108G	48.65	83.54	-34.89	45.20	1	Vertical	18	1.66	25	37.80	15.23	49.58
AV	19.34341G	36.09	63.54	-27.45	32.60	1	Vertical	18	1.66	25	37.83	15.23	49.57

5.925-6.425GHz_802.11be EHT320_Nss1,(MCS0)_1TX

6425MHz Straddle 5.925-6.425GHz_TX

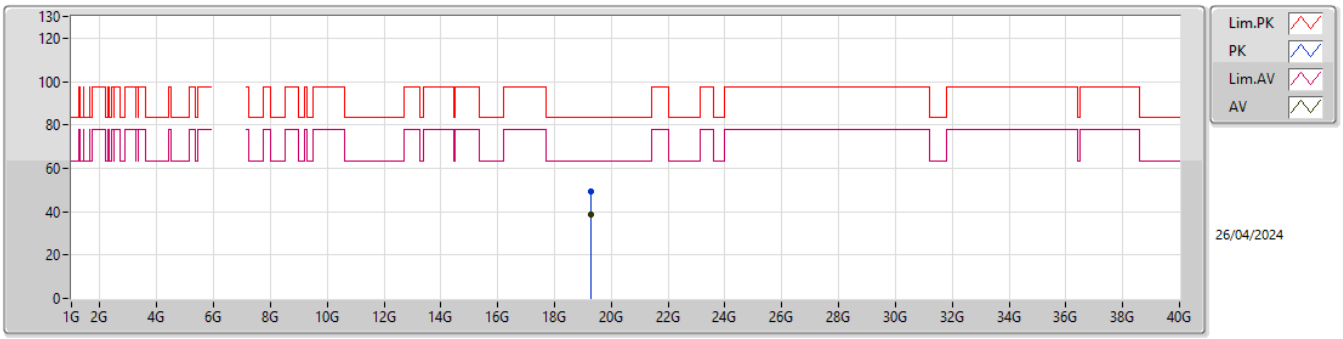

EUT Y_1TX
SET 25

Type	Freq	Level	Limit	Margin	Raw	Dist	Condition	Azimuth	Height	Comment	AF	CL	PA
	(Hz)	(dBuV/m)	(dBuV/m)	(dB)	(dBuV)	(m)		(°)	(m)		(dB)	(dB)	(dB)
PK	19.26989G	49.08	83.54	-34.46	45.42	1	Horizontal	57	1.80	25	37.94	15.24	49.52
AV	19.29546G	38.64	63.54	-24.90	34.95	1	Horizontal	57	1.80	25	37.99	15.24	49.54

6.425-6.525GHz_802.11be EHT320_Nss1,(MCS0)_1TX

6585MHz Straddle 6.425-6.525GHz_TX

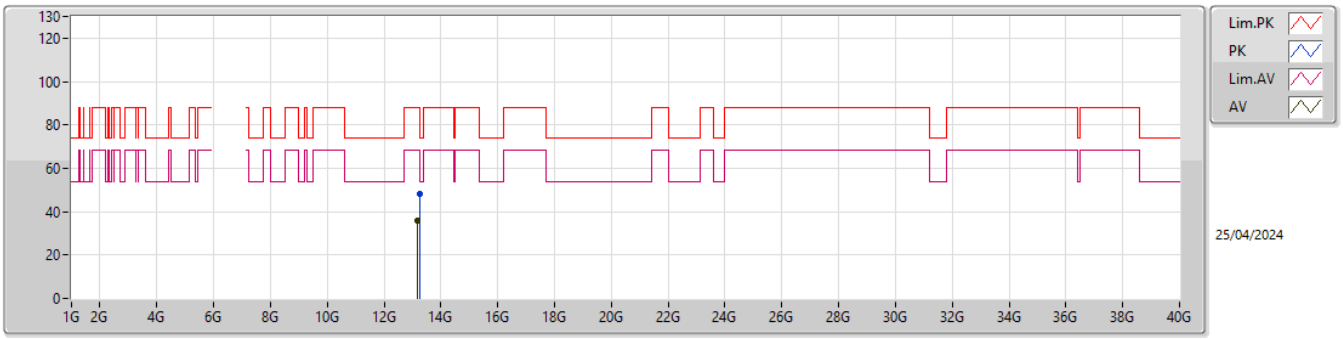

EUT Y_1TX
SET 25

Type	Freq	Level	Limit	Margin	Raw	Dist	Condition	Azimuth	Height	Comment	AF	CL	PA
	(Hz)	(dBuV/m)	(dBuV/m)	(dB)	(dBuV)	(m)		(°)	(m)		(dB)	(dB)	(dB)
PK	13.28061G	48.22	74.00	-25.78	61.98	3	Vertical	3	1.80	25	39.32	11.61	64.69
AV	13.17G	36.09	68.20	-32.11	50.11	3	Vertical	3	1.80	25	39.32	11.56	64.90

6.425-6.525GHz_802.11be EHT320_Nss1,(MCS0)_1TX

6585MHz Straddle 6.425-6.525GHz_TX

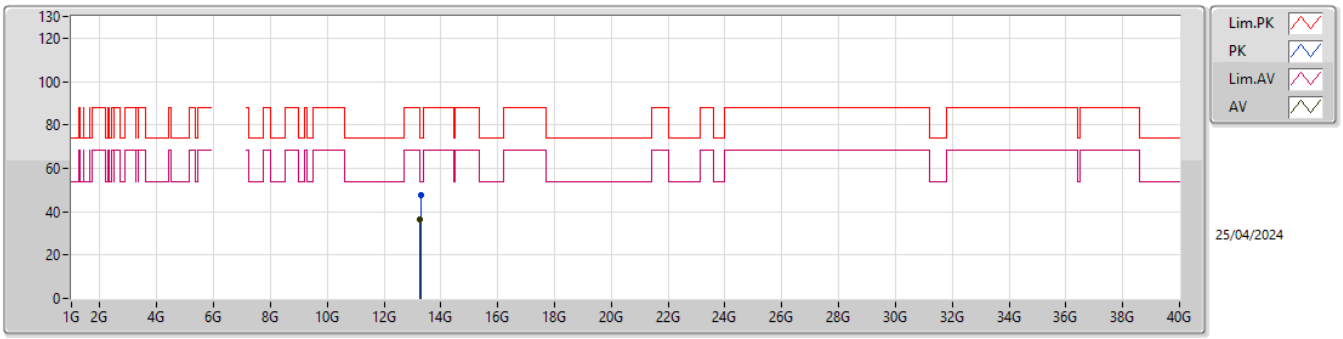

EUT Y_1TX
SET 25

Type	Freq	Level	Limit	Margin	Raw	Dist	Condition	Azimuth	Height	Comment	AF	CL	PA
	(Hz)	(dBuV/m)	(dBuV/m)	(dB)	(dBuV)	(m)		(°)	(m)		(dB)	(dB)	(dB)
PK	13.29979G	47.74	74.00	-26.26	61.38	3	Horizontal	261	1.80	25	39.40	11.61	64.65
AV	13.27422G	36.33	54.00	-17.67	50.13	3	Horizontal	261	1.80	25	39.30	11.60	64.70

6.425-6.525GHz_802.11be EHT320_Nss1,(MCS0)_1TX

6585MHz Straddle 6.425-6.525GHz_TX

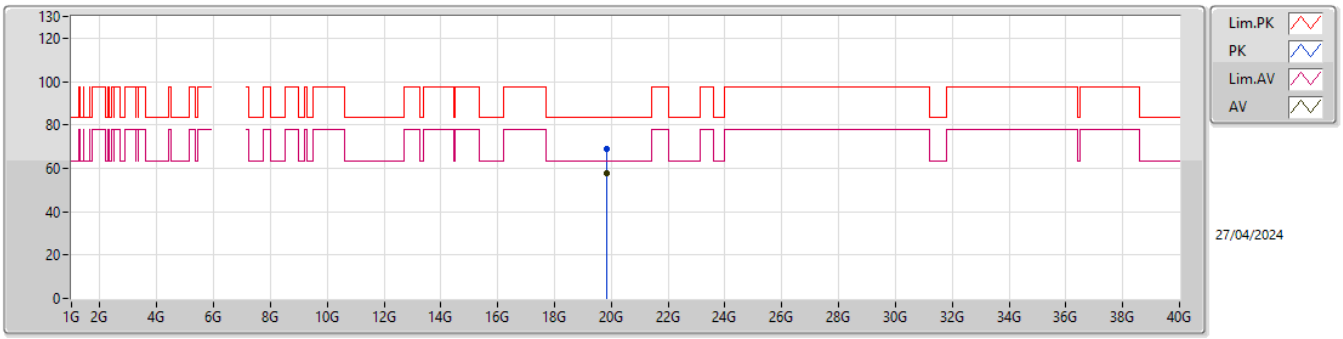

EUT Y_1TX
SET 25

Type	Freq	Level	Limit	Margin	Raw	Dist	Condition	Azimuth	Height	Comment	AF	CL	PA
	(Hz)	(dBuV/m)	(dBuV/m)	(dB)	(dBuV)	(m)		(°)	(m)		(dB)	(dB)	(dB)
PK	19.85154G	69.09	83.54	-14.45	65.66	1	Vertical	346	1.74	25	37.61	15.21	49.39
AV	19.8394G	57.71	63.54	-5.83	54.19	1	Vertical	346	1.74	25	37.71	15.21	49.40

6.425-6.525GHz_802.11be EHT320_Nss1,(MCS0)_1TX

6585MHz Straddle 6.425-6.525GHz_TX

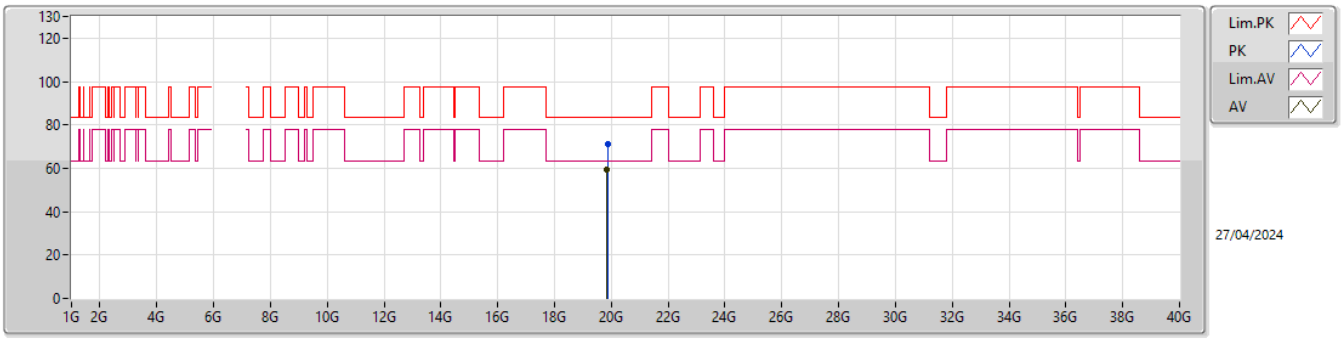

EUT Y_1TX
SET 25

Type	Freq	Level	Limit	Margin	Raw	Dist	Condition	Azimuth	Height	Comment	AF	CL	PA
	(Hz)	(dBuV/m)	(dBuV/m)	(dB)	(dBuV)	(m)		(°)	(m)		(dB)	(dB)	(dB)
PK	19.86689G	71.39	83.54	-12.15	67.86	1	Horizontal	346	1.83	25	37.70	15.21	49.38
AV	19.84067G	59.40	63.54	-4.14	55.90	1	Horizontal	346	1.83	25	37.69	15.21	49.40

6.525-6.875GHz_802.11be EHT320_Nss1,(MCS0)_1TX

6745MHz Straddle 6.525-6.875GHz_TX

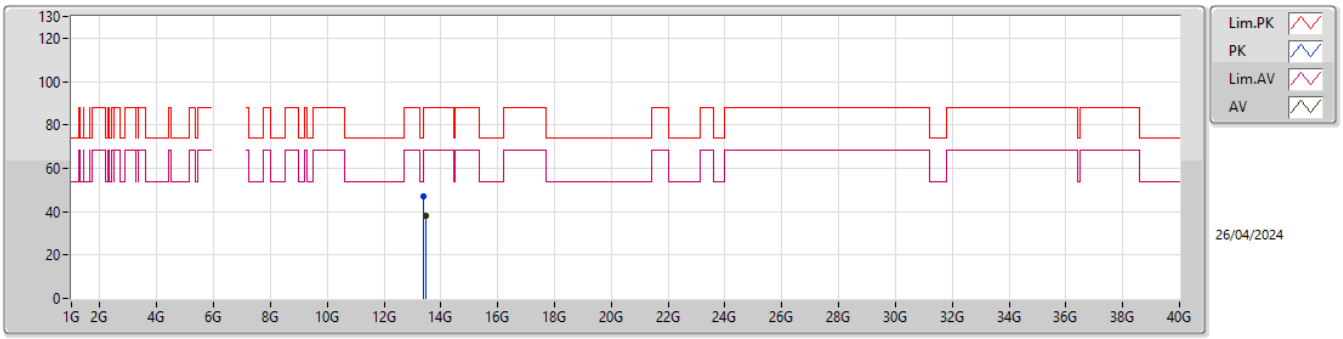

EUT Y_1TX
SET 25

Type	Freq	Level	Limit	Margin	Raw	Dist	Condition	Azimuth	Height	Comment	AF	CL	PA
	(Hz)	(dBuV/m)	(dBuV/m)	(dB)	(dBuV)	(m)		(°)	(m)		(dB)	(dB)	(dB)
PK	13.40413G	47.12	88.20	-41.08	60.10	3	Vertical	355	1.80	25	39.82	11.65	64.45
RMS	13.49G	37.83	68.20	-30.37	50.34	3	Vertical	355	1.80	25	40.08	11.69	64.28

6.525-6.875GHz_802.11be EHT320_Nss1,(MCS0)_1TX

6745MHz Straddle 6.525-6.875GHz_TX

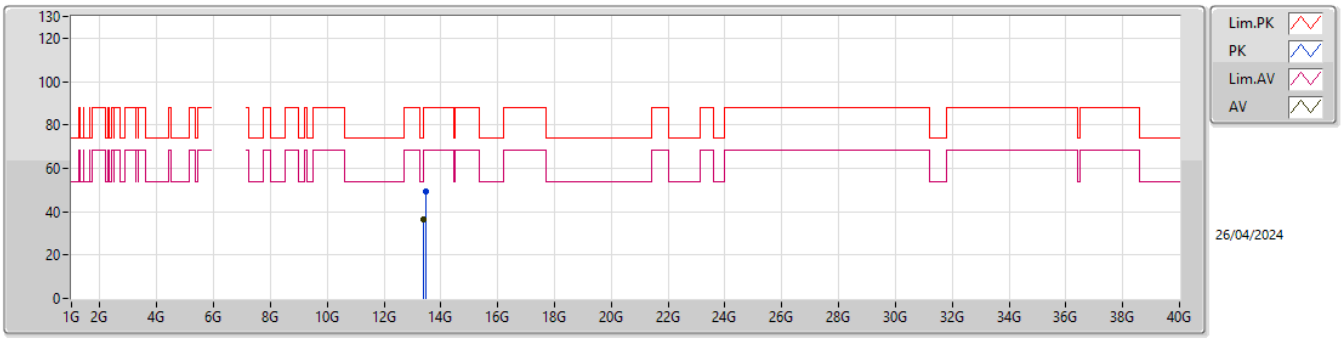

EUT Y_1TX
SET 25

Type	Freq	Level	Limit	Margin	Raw	Dist	Condition	Azimuth	Height	Comment	AF	CL	PA
	(Hz)	(dBuV/m)	(dBuV/m)	(dB)	(dBuV)	(m)		(°)	(m)		(dB)	(dB)	(dB)
PK	13.48425G	49.23	88.20	-38.97	61.77	3	Horizontal	12	1.80	25	40.07	11.68	64.29
RMS	13.4039G	36.25	68.20	-31.95	49.23	3	Horizontal	12	1.80	25	39.82	11.65	64.45

6.525-6.875GHz_802.11be EHT320_Nss1,(MCS0)_1TX

6745MHz Straddle 6.525-6.875GHz_TX

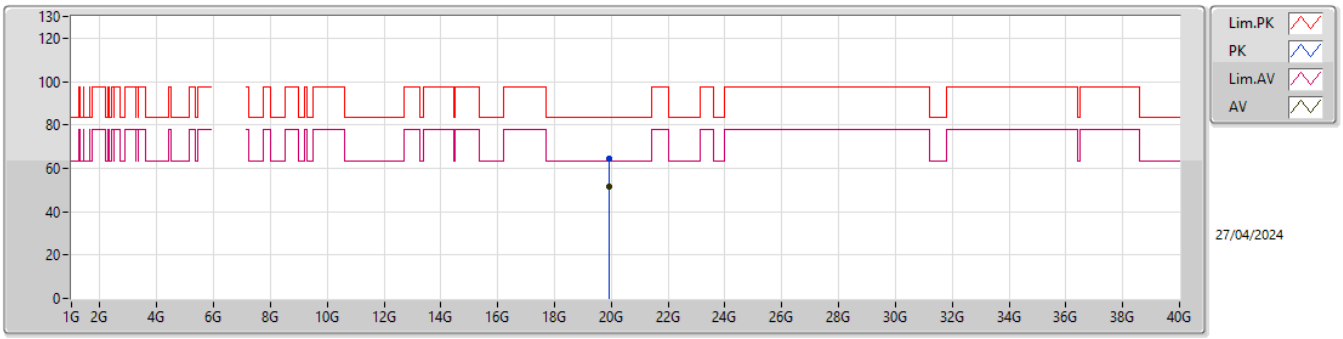

EUT Y_1TX
SET 25

Type	Freq	Level	Limit	Margin	Raw	Dist	Condition	Azimuth	Height	Comment	AF	CL	PA
	(Hz)	(dBuV/m)	(dBuV/m)	(dB)	(dBuV)	(m)		(°)	(m)		(dB)	(dB)	(dB)
PK	19.93578G	64.17	83.54	-19.37	60.46	1	Vertical	20	1.86	25	37.83	15.20	49.32
AV	19.91596G	51.72	63.54	-11.82	47.99	1	Vertical	20	1.86	25	37.87	15.20	49.34

6.525-6.875GHz_802.11be EHT320_Nss1,(MCS0)_1TX

6745MHz Straddle 6.525-6.875GHz_TX

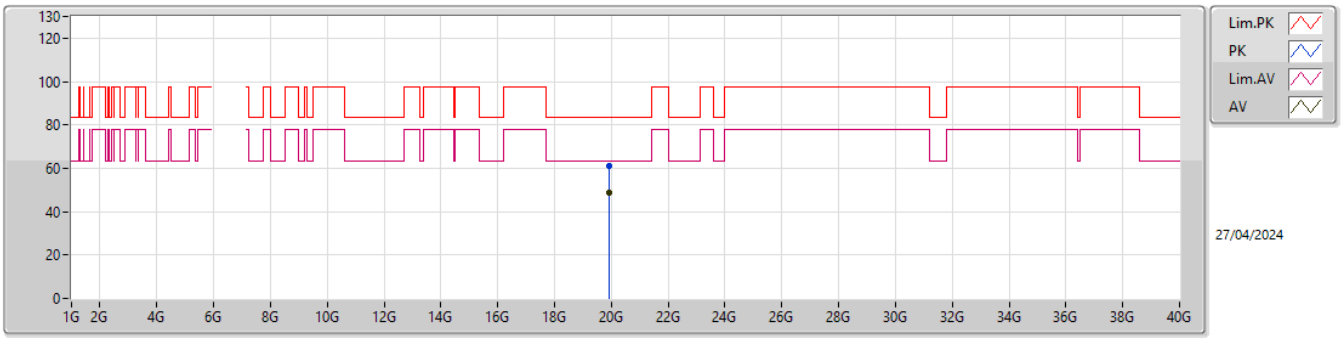

EUT Y_1TX
SET 25

Type	Freq	Level	Limit	Margin	Raw	Dist	Condition	Azimuth	Height	Comment	AF	CL	PA
	(Hz)	(dBuV/m)	(dBuV/m)	(dB)	(dBuV)	(m)		(°)	(m)		(dB)	(dB)	(dB)
PK	19.92427G	61.05	83.54	-22.49	57.33	1	Horizontal	18	1.80	25	37.85	15.20	49.33
AV	19.91788G	48.69	63.54	-14.85	44.97	1	Horizontal	18	1.80	25	37.86	15.20	49.34

6.525-6.875GHz_802.11be EHT320_Nss1,(MCS0)_1TX

6905MHz Straddle 6.525-6.875GHz_TX

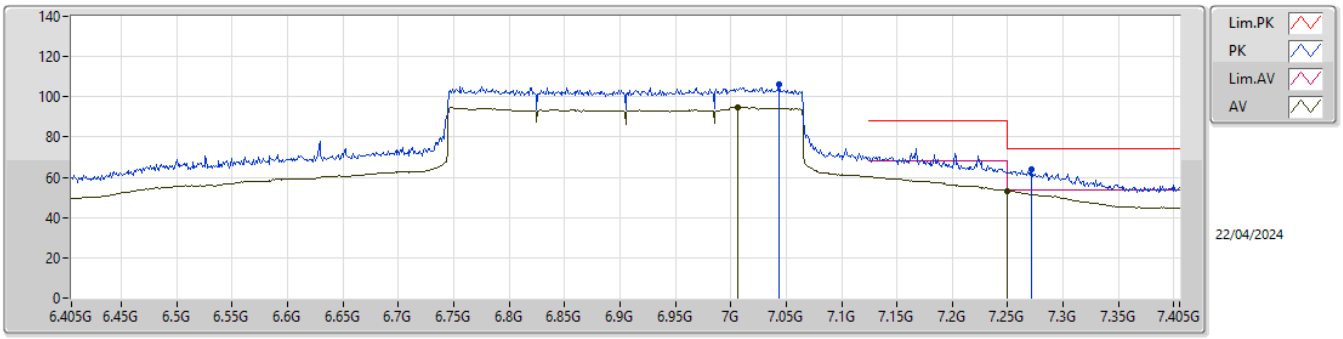

EUT Y_1TX
SET 20.5

Type	Freq	Level	Limit	Margin	Raw	Dist	Condition	Azimuth	Height	Comment	AF	CL	PA
	(Hz)	(dBuV/m)	(dBuV/m)	(dB)	(dBuV)	(m)		(°)	(m)		(dB)	(dB)	(dB)
PK	7.044G	106.07	Inf	-Inf	95.27	3	Vertical	65.7	2.65	-	35.28	8.54	33.02
AV	7.006G	94.85	Inf	-Inf	84.18	3	Vertical	65.7	2.65	-	35.12	8.56	33.01
PK	7.271G	63.90	74.00	-10.10	52.17	3	Vertical	65.7	2.65	-	36.24	8.58	33.09
AV	7.25G	53.32	54.00	-0.68	41.65	3	Vertical	65.7	2.65	-	36.20	8.55	33.08

6.525-6.875GHz_802.11be EHT320_Nss1,(MCS0)_1TX

6905MHz Straddle 6.525-6.875GHz_TX

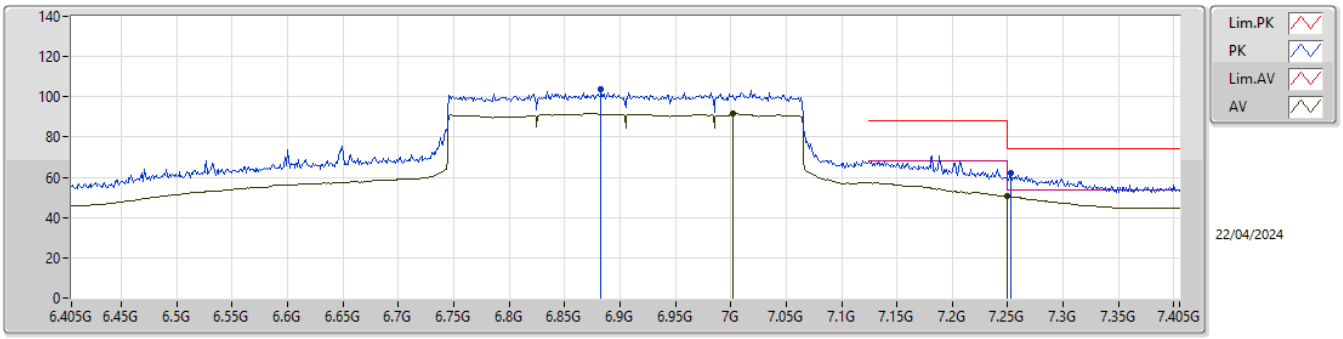

EUT Y_1TX
SET 20.5

Type	Freq	Level	Limit	Margin	Raw	Dist	Condition	Azimuth	Height	Comment	AF	CL	PA
	(Hz)	(dBuV/m)	(dBuV/m)	(dB)	(dBuV)	(m)		(°)	(m)		(dB)	(dB)	(dB)
PK	6.883G	103.96	Inf	-Inf	93.98	3	Horizontal	354	2.95	-	34.56	8.44	33.02
AV	7.002G	91.77	Inf	-Inf	81.11	3	Horizontal	354	2.95	-	35.11	8.56	33.01
PK	7.253G	62.22	74.00	-11.78	50.55	3	Horizontal	354	2.95	-	36.21	8.55	33.09
AV	7.25G	50.51	54.00	-3.49	38.84	3	Horizontal	354	2.95	-	36.20	8.55	33.08

6.525-6.875GHz_802.11be EHT320_Nss1,(MCS0)_1TX

6905MHz Straddle 6.525-6.875GHz_TX

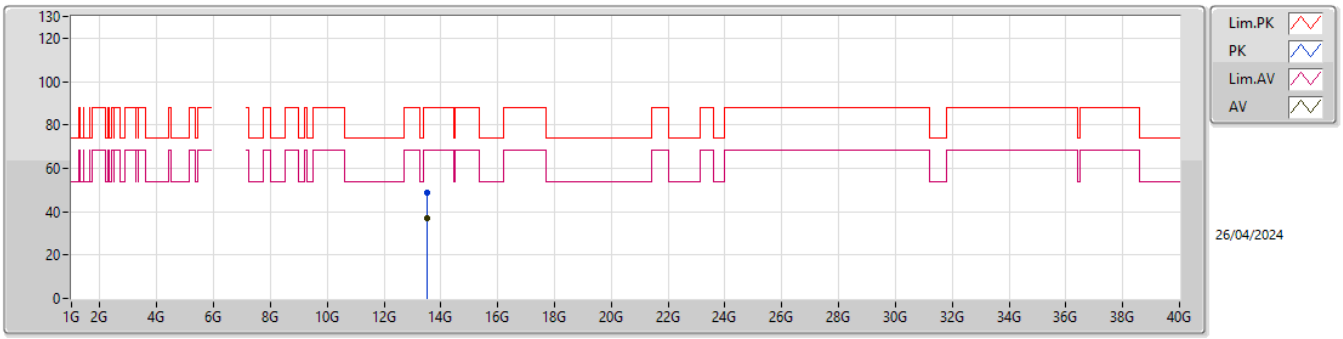

EUT Y_1TX
SET 25

Type	Freq	Level	Limit	Margin	Raw	Dist	Condition	Azimuth	Height	Comment	AF	CL	PA
	(Hz)	(dBuV/m)	(dBuV/m)	(dB)	(dBuV)	(m)		(°)	(m)		(dB)	(dB)	(dB)
PK	13.50694G	48.71	88.20	-39.49	61.15	3	Vertical	360	1.80	25	40.13	11.69	64.26
RMS	13.50886G	37.03	68.20	-31.17	49.46	3	Vertical	360	1.80	25	40.14	11.69	64.26

6.525-6.875GHz_802.11be EHT320_Nss1,(MCS0)_1TX

6905MHz Straddle 6.525-6.875GHz_TX

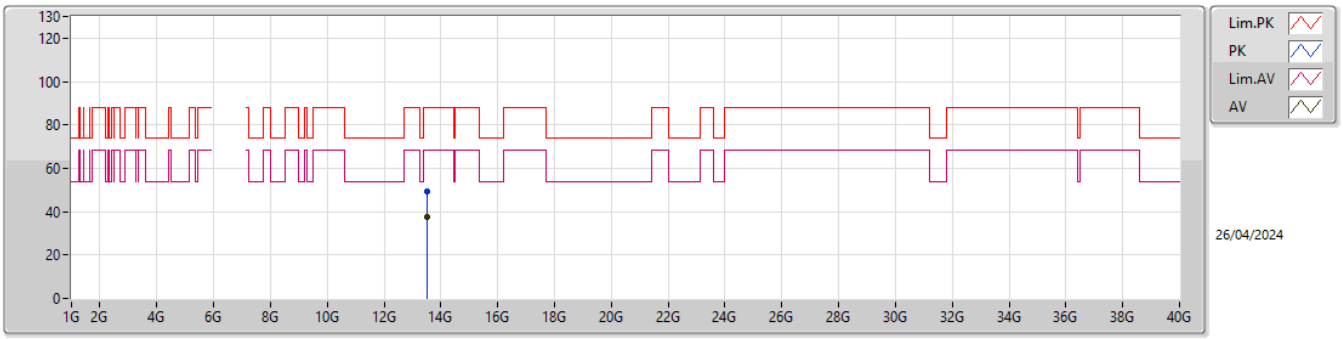

EUT Y_1TX
SET 25

Type	Freq	Level	Limit	Margin	Raw	Dist	Condition	Azimuth	Height	Comment	AF	CL	PA
	(Hz)	(dBuV/m)	(dBuV/m)	(dB)	(dBuV)	(m)		(°)	(m)		(dB)	(dB)	(dB)
PK	13.52676G	49.18	88.20	-39.02	61.54	3	Horizontal	1	1.80	25	40.21	11.70	64.27
RMS	13.50822G	37.39	68.20	-30.81	49.83	3	Horizontal	1	1.80	25	40.13	11.69	64.26

6.525-6.875GHz_802.11be EHT320_Nss1,(MCS0)_1TX

6905MHz Straddle 6.525-6.875GHz_TX

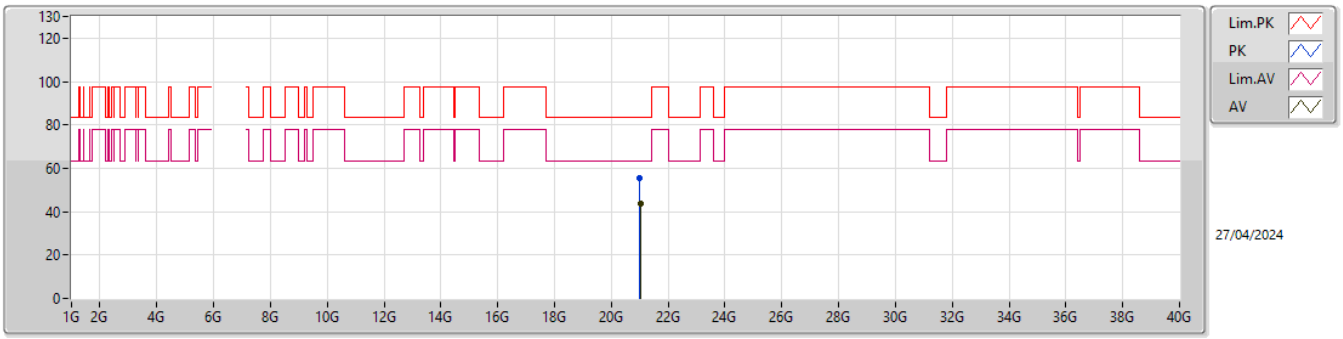

EUT Y_1TX
SET 25

Type	Freq	Level	Limit	Margin	Raw	Dist	Condition	Azimuth	Height	Comment	AF	CL	PA
	(Hz)	(dBuV/m)	(dBuV/m)	(dB)	(dBuV)	(m)		(°)	(m)		(dB)	(dB)	(dB)
PK	20.98929G	55.58	83.54	-27.96	50.54	1	Vertical	17	1.80	25	37.94	15.99	48.89
AV	21.01422G	43.65	63.54	-19.89	38.48	1	Vertical	17	1.80	25	38.04	16.01	48.88

6.525-6.875GHz_802.11be EHT320_Nss1,(MCS0)_1TX

6905MHz Straddle 6.525-6.875GHz_TX

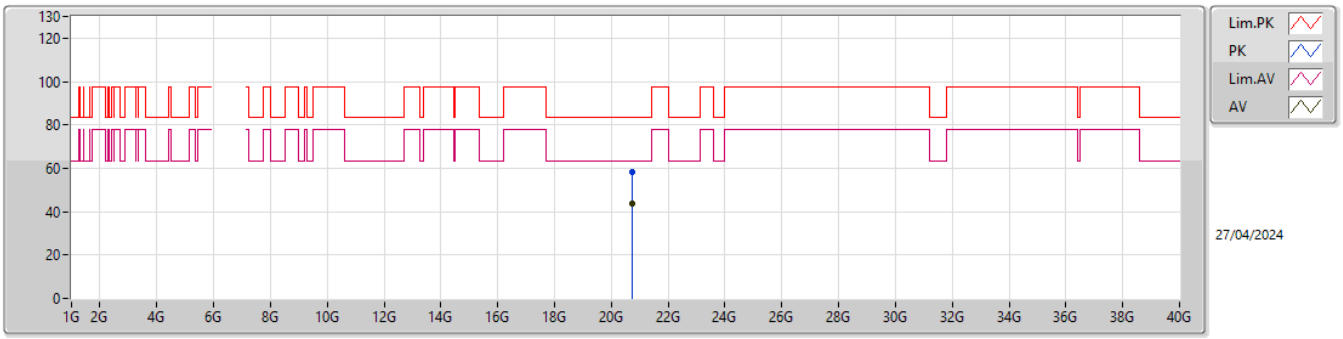

EUT Y_1TX
SET 25

Type	Freq	Level	Limit	Margin	Raw	Dist	Condition	Azimuth	Height	Comment	AF	CL	PA
	(Hz)	(dBuV/m)	(dBuV/m)	(dB)	(dBuV)	(m)		(°)	(m)		(dB)	(dB)	(dB)
PK	20.74953G	58.00	83.54	-25.54	53.41	1	Horizontal	15	1.85	25	37.80	15.80	49.01
AV	20.74505G	43.72	63.54	-19.82	39.12	1	Horizontal	15	1.85	25	37.81	15.80	49.01

5.925-6.425GHz_802.11be EHT20_Nss1,(MCS0)_2TX

5955MHz_TX

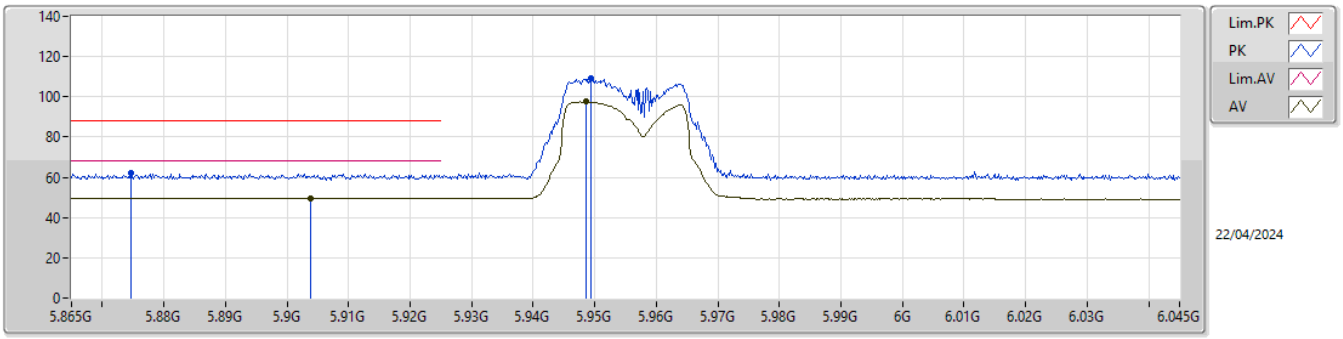

EUT Y_2TX
SET 10

Type	Freq	Level	Limit	Margin	Raw	Dist	Condition	Azimuth	Height	Comment	AF	CL	PA
	(Hz)	(dBuV/m)	(dBuV/m)	(dB)	(dBuV)	(m)		(°)	(m)		(dB)	(dB)	(dB)
PK	5.87472G	61.95	88.20	-26.25	54.99	3	Vertical	66	2.91	-	32.30	7.62	32.96
RMS	5.90388G	49.74	68.20	-18.46	42.68	3	Vertical	66	2.91	-	32.40	7.63	32.97
PK	5.94942G	109.00	Inf	-Inf	101.93	3	Vertical	66	2.91	-	32.40	7.65	32.98
RMS	5.94852G	97.50	Inf	-Inf	90.43	3	Vertical	66	2.91	-	32.40	7.65	32.98

5.925-6.425GHz_802.11be EHT20_Nss1,(MCS0)_2TX

5955MHz_TX

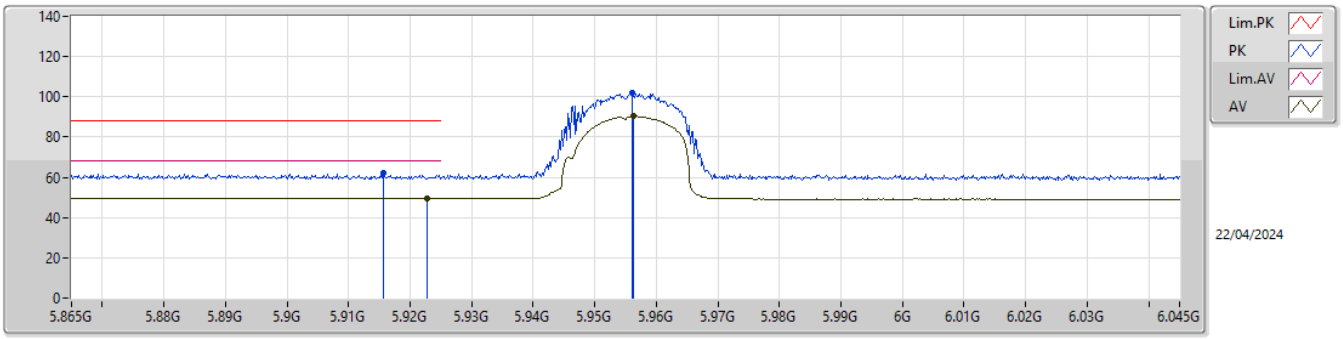

EUT Y_2TX
SET 10

Type	Freq	Level	Limit	Margin	Raw	Dist	Condition	Azimuth	Height	Comment	AF	CL	PA
	(Hz)	(dBuV/m)	(dBuV/m)	(dB)	(dBuV)	(m)		(°)	(m)		(dB)	(dB)	(dB)
PK	5.91558G	62.22	88.20	-25.98	55.15	3	Horizontal	306	2.95	-	32.40	7.64	32.97
RMS	5.92278G	49.60	68.20	-18.60	42.53	3	Horizontal	306	2.95	-	32.40	7.64	32.97
PK	5.95608G	102.22	Inf	-Inf	95.14	3	Horizontal	306	2.95	-	32.41	7.66	32.99
RMS	5.95626G	90.28	Inf	-Inf	83.20	3	Horizontal	306	2.95	-	32.41	7.66	32.99

5.925-6.425GHz_802.11be EHT20_Nss1,(MCS0)_2TX

5955MHz_TX

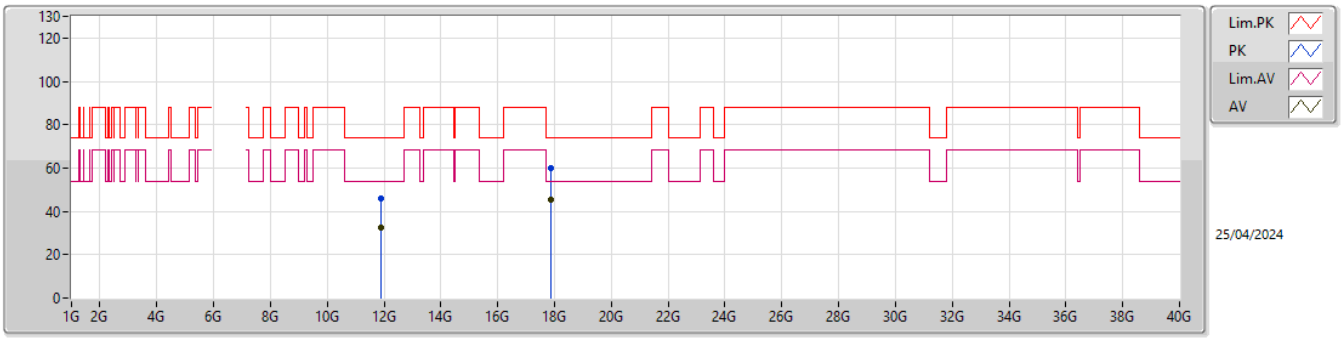

EUT Y_2TX
SET 25

Type	Freq	Level	Limit	Margin	Raw	Dist	Condition	Azimuth	Height	Comment	AF	CL	PA
	(Hz)	(dBuV/m)	(dBuV/m)	(dB)	(dBuV)	(m)		(°)	(m)		(dB)	(dB)	(dB)
PK	11.90061G	45.82	74.00	-28.18	61.66	3	Vertical	360	1.80	25	38.90	11.07	65.81
AV	11.90976G	32.64	54.00	-21.36	48.45	3	Vertical	360	1.80	25	38.92	11.07	65.80
PK	17.87243G	59.99	74.00	-14.01	62.87	3	Vertical	23	1.80	25	46.24	13.41	62.53
AV	17.87111G	45.43	54.00	-8.57	48.34	3	Vertical	23	1.80	25	46.21	13.41	62.53

5.925-6.425GHz_802.11be EHT20_Nss1,(MCS0)_2TX

5955MHz_TX

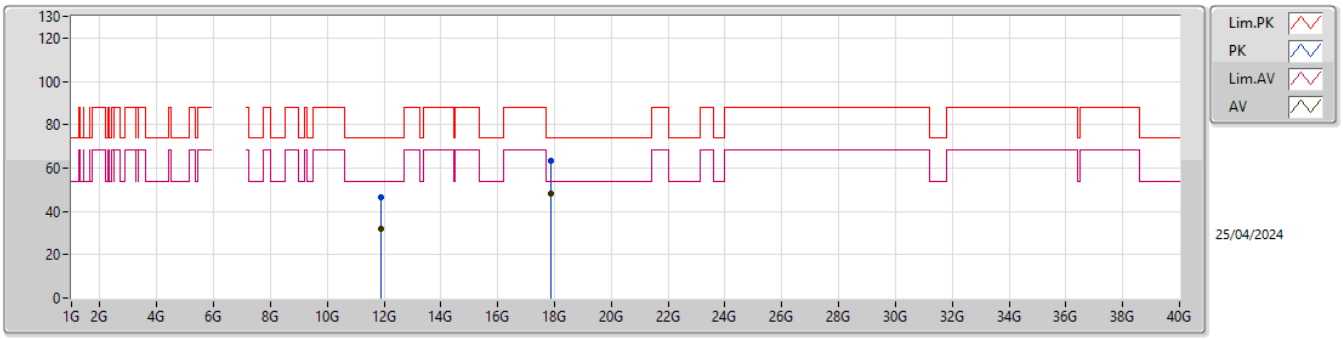

EUT Y_2TX
SET 25

Type	Freq	Level	Limit	Margin	Raw	Dist	Condition	Azimuth	Height	Comment	AF	CL	PA
	(Hz)	(dBuV/m)	(dBuV/m)	(dB)	(dBuV)	(m)		(°)	(m)		(dB)	(dB)	(dB)
PK	11.90309G	46.46	74.00	-27.54	62.28	3	Horizontal	264	1.80	25	38.91	11.07	65.80
AV	11.90972G	32.09	54.00	-21.91	47.90	3	Horizontal	264	1.80	25	38.92	11.07	65.80
PK	17.87367G	63.32	74.00	-10.68	66.17	3	Horizontal	13	1.78	25	46.27	13.41	62.53
AV	17.87343G	48.04	54.00	-5.96	50.90	3	Horizontal	13	1.78	25	46.26	13.41	62.53

5.925-6.425GHz_802.11be EHT20_Nss1,(MCS0)_2TX

5955MHz_TX

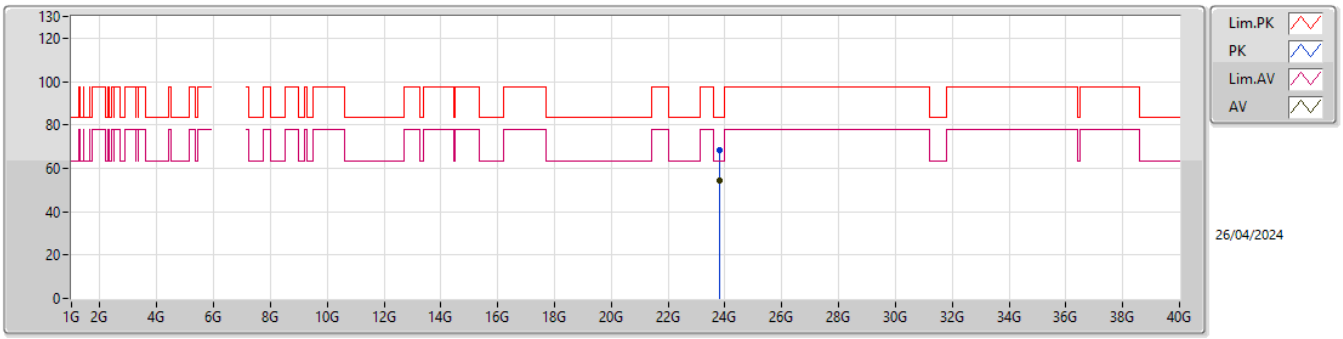

EUT Y_2TX
SET 25

Type	Freq	Level	Limit	Margin	Raw	Dist	Condition	Azimuth	Height	Comment	AF	CL	PA
	(Hz)	(dBuV/m)	(dBuV/m)	(dB)	(dBuV)	(m)		(°)	(m)		(dB)	(dB)	(dB)
PK	23.83091G	68.46	83.54	-15.08	59.37	1	Vertical	1	1.74	25	38.91	17.35	47.17
AV	23.81189G	54.58	63.54	-8.96	45.39	1	Vertical	1	1.74	25	39.03	17.34	47.18

5.925-6.425GHz_802.11be EHT20_Nss1,(MCS0)_2TX

5955MHz_TX

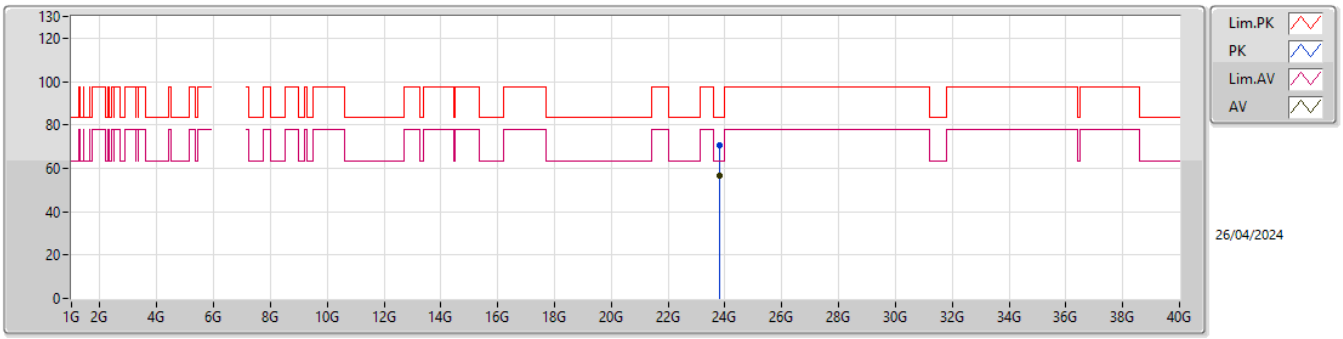

EUT Y_2TX
SET 25

Type	Freq	Level	Limit	Margin	Raw	Dist	Condition	Azimuth	Height	Comment	AF	CL	PA
	(Hz)	(dBuV/m)	(dBuV/m)	(dB)	(dBuV)	(m)		(°)	(m)		(dB)	(dB)	(dB)
PK	23.81145G	70.47	83.54	-13.07	61.28	1	Horizontal	41	1.78	25	39.03	17.34	47.18
AV	23.81465G	56.63	63.54	-6.91	47.46	1	Horizontal	41	1.78	25	39.01	17.34	47.18

5.925-6.425GHz_802.11be EHT20_Nss1,(MCS0)_2TX

6195MHz_TX

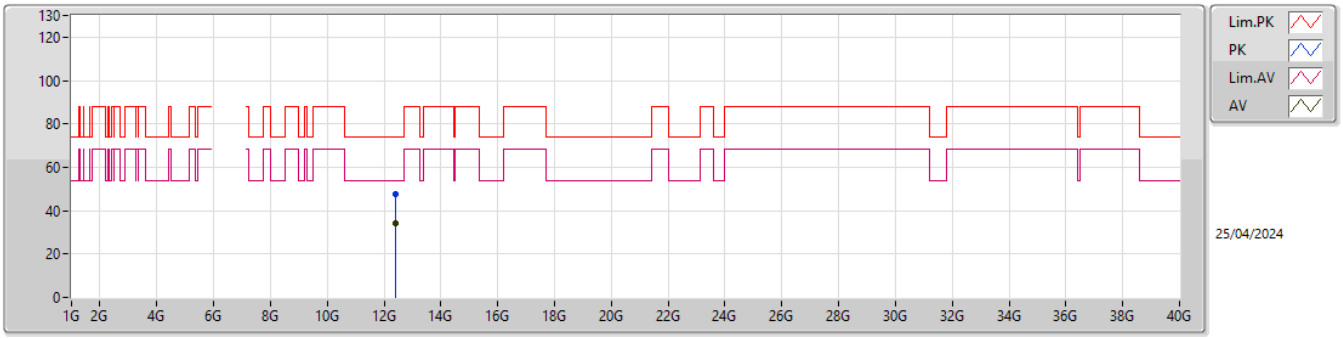

EUT Y_2TX
SET 25

Type	Freq	Level	Limit	Margin	Raw	Dist	Condition	Azimuth	Height	Comment	AF	CL	PA
	(Hz)	(dBuV/m)	(dBuV/m)	(dB)	(dBuV)	(m)		(°)	(m)		(dB)	(dB)	(dB)
PK	12.40127G	47.48	74.00	-26.52	62.80	3	Vertical	5	1.80	25	38.79	11.27	65.38
AV	12.38992G	34.08	54.00	-19.92	49.38	3	Vertical	5	1.80	25	38.82	11.27	65.39

5.925-6.425GHz_802.11be EHT20_Nss1,(MCS0)_2TX

6195MHz_TX

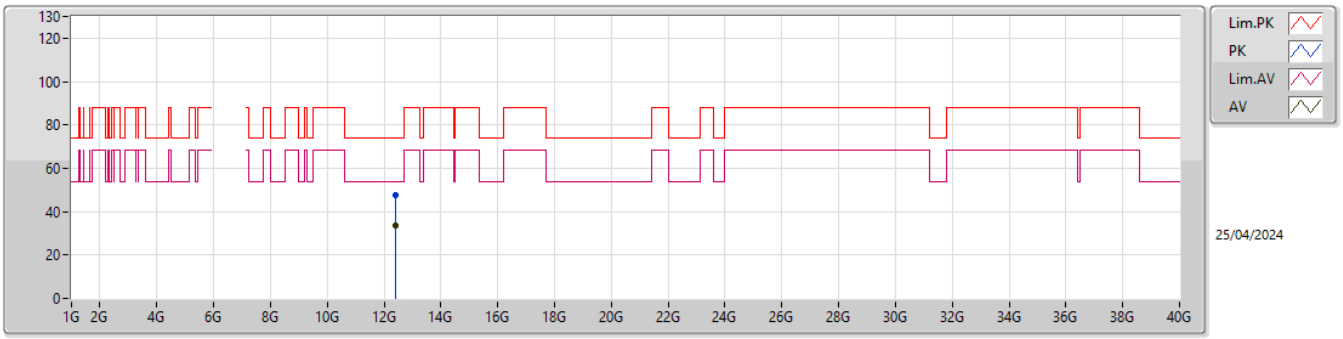

EUT Y_2TX
SET 25

Type	Freq	Level	Limit	Margin	Raw	Dist	Condition	Azimuth	Height	Comment	AF	CL	PA
	(Hz)	(dBuV/m)	(dBuV/m)	(dB)	(dBuV)	(m)		(°)	(m)		(dB)	(dB)	(dB)
PK	12.40866G	47.81	74.00	-26.19	63.15	3	Horizontal	143	1.80	25	38.75	11.28	65.37
AV	12.4061G	33.82	54.00	-20.18	49.16	3	Horizontal	143	1.80	25	38.76	11.27	65.37

5.925-6.425GHz_802.11be EHT20_Nss1,(MCS0)_2TX

6195MHz_TX

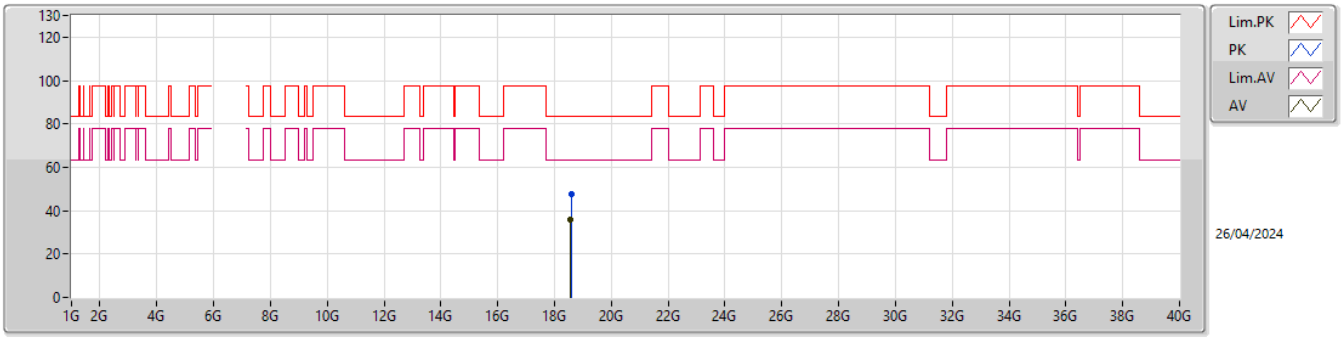

EUT Y_2TX
SET 25

Type	Freq	Level	Limit	Margin	Raw	Dist	Condition	Azimuth	Height	Comment	AF	CL	PA
	(Hz)	(dBuV/m)	(dBuV/m)	(dB)	(dBuV)	(m)		(°)	(m)		(dB)	(dB)	(dB)
PK	18.57969G	47.63	83.54	-35.91	44.29	1	Vertical	170	1.80	25	37.70	15.27	49.63
AV	18.57597G	35.59	63.54	-27.95	32.25	1	Vertical	170	1.80	25	37.70	15.27	49.63

5.925-6.425GHz_802.11be EHT20_Nss1,(MCS0)_2TX

6195MHz_TX

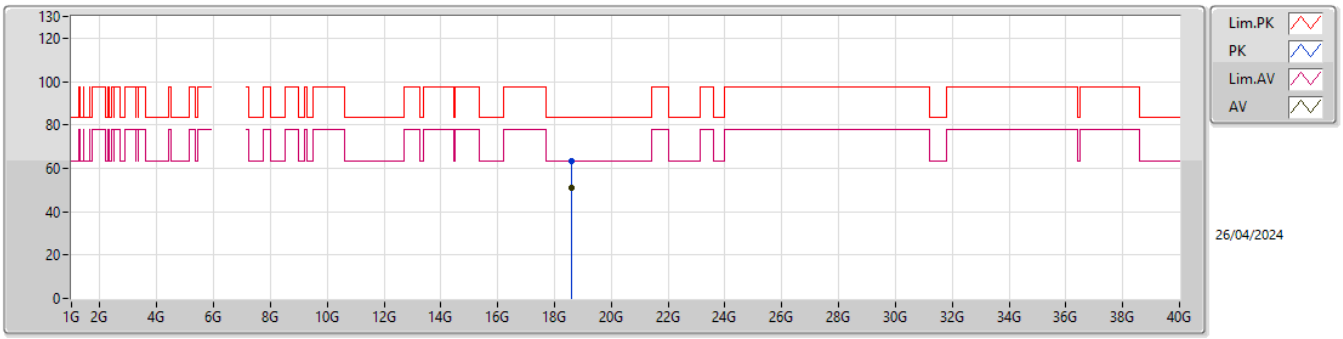

EUT Y_2TX
SET 25

Type	Freq	Level	Limit	Margin	Raw	Dist	Condition	Azimuth	Height	Comment	AF	CL	PA
	(Hz)	(dBuV/m)	(dBuV/m)	(dB)	(dBuV)	(m)		(°)	(m)		(dB)	(dB)	(dB)
PK	18.59155G	63.45	83.54	-20.09	60.10	1	Horizontal	13	2.00	25	37.70	15.27	49.62
AV	18.59008G	50.95	63.54	-12.59	47.60	1	Horizontal	13	2.00	25	37.70	15.27	49.62

5.925-6.425GHz_802.11be EHT20_Nss1,(MCS0)_2TX

6415MHz_TX

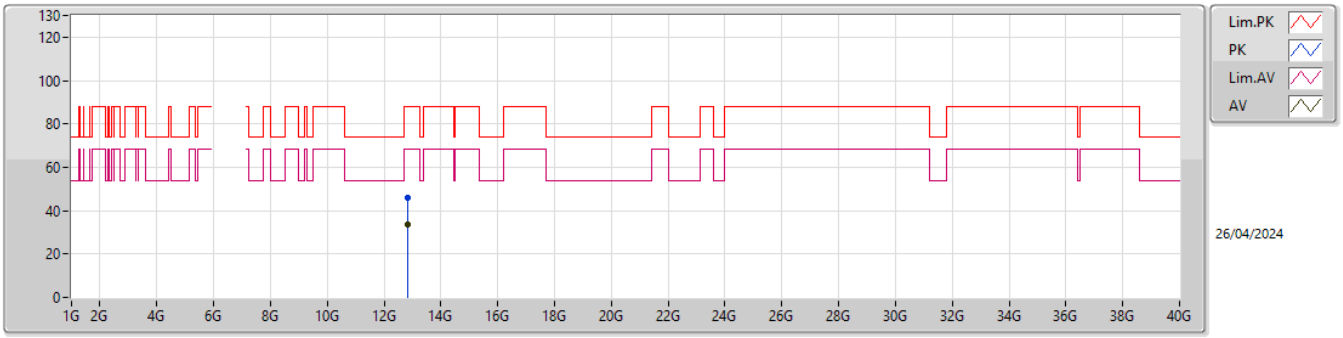

EUT Y_2TX
SET 25

Type	Freq	Level	Limit	Margin	Raw	Dist	Condition	Azimuth	Height	Comment	AF	CL	PA
	(Hz)	(dBuV/m)	(dBuV/m)	(dB)	(dBuV)	(m)		(°)	(m)		(dB)	(dB)	(dB)
PK	12.8145G	46.00	88.20	-42.20	60.59	3	Vertical	11	1.80	25	39.23	11.43	65.25
RMS	12.82988G	33.59	68.20	-34.61	48.14	3	Vertical	11	1.80	25	39.26	11.44	65.25

5.925-6.425GHz_802.11be EHT20_Nss1,(MCS0)_2TX

6415MHz_TX

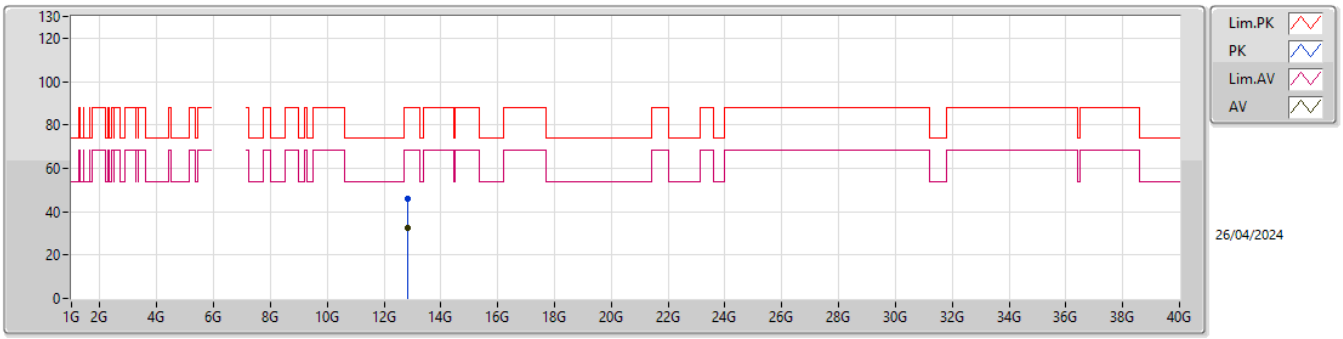

EUT Y_2TX
SET 25

Type	Freq	Level	Limit	Margin	Raw	Dist	Condition	Azimuth	Height	Comment	AF	CL	PA
	(Hz)	(dBuV/m)	(dBuV/m)	(dB)	(dBuV)	(m)		(°)	(m)		(dB)	(dB)	(dB)
PK	12.84247G	46.13	88.20	-42.07	60.66	3	Horizontal	348	1.80	25	39.28	11.44	65.25
RMS	12.84898G	32.26	68.20	-35.94	46.77	3	Horizontal	348	1.80	25	39.30	11.44	65.25

5.925-6.425GHz_802.11be EHT20_Nss1,(MCS0)_2TX

6415MHz_TX

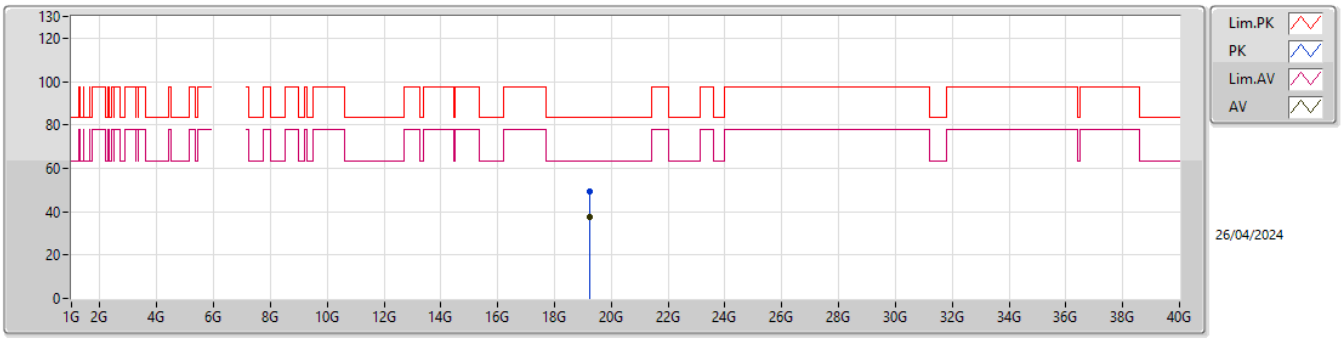

EUT Y_2TX
SET 25

Type	Freq	Level	Limit	Margin	Raw	Dist	Condition	Azimuth	Height	Comment	AF	CL	PA
	(Hz)	(dBuV/m)	(dBuV/m)	(dB)	(dBuV)	(m)		(°)	(m)		(dB)	(dB)	(dB)
PK	19.25551G	49.55	83.54	-33.99	45.91	1	Vertical	209	1.80	25	37.91	15.24	49.51
AV	19.25367G	37.58	63.54	-25.96	33.94	1	Vertical	209	1.80	25	37.91	15.24	49.51

5.925-6.425GHz_802.11be EHT20_Nss1,(MCS0)_2TX

6415MHz_TX

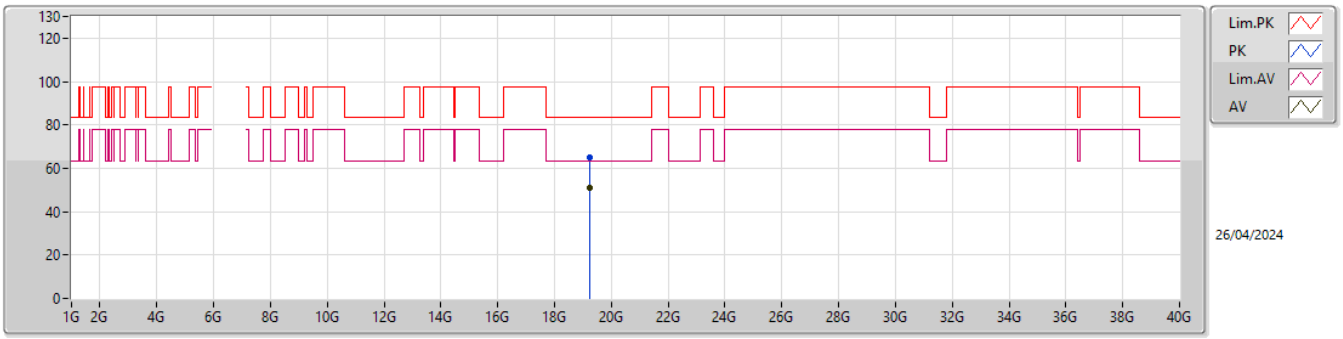

EUT Y_2TX
SET 25

Type	Freq	Level	Limit	Margin	Raw	Dist	Condition	Azimuth	Height	Comment	AF	CL	PA
	(Hz)	(dBuV/m)	(dBuV/m)	(dB)	(dBuV)	(m)		(°)	(m)		(dB)	(dB)	(dB)
PK	19.23637G	64.72	83.54	-18.82	61.05	1	Horizontal	36	1.82	25	37.93	15.24	49.50
AV	19.23689G	50.84	63.54	-12.70	47.17	1	Horizontal	36	1.82	25	37.93	15.24	49.50

6.425-6.525GHz_802.11be EHT20_Nss1,(MCS0)_2TX

6435MHz_TX

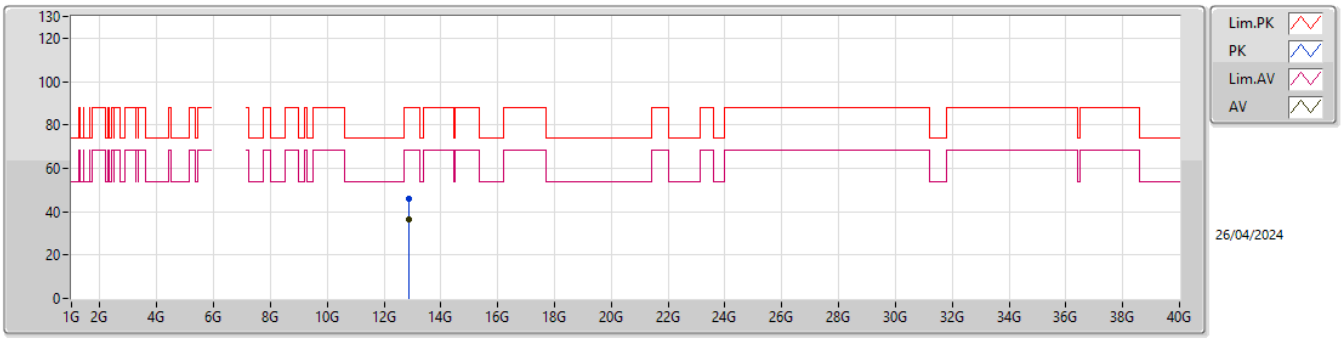

EUT Y_2TX
SET 25

Type	Freq	Level	Limit	Margin	Raw	Dist	Condition	Azimuth	Height	Comment	AF	CL	PA
	(Hz)	(dBuV/m)	(dBuV/m)	(dB)	(dBuV)	(m)		(°)	(m)		(dB)	(dB)	(dB)
PK	12.85765G	46.14	88.20	-42.06	60.64	3	Vertical	12	1.80	25	39.30	11.45	65.25
RMS	12.86996G	36.25	68.20	-31.95	50.75	3	Vertical	12	1.80	25	39.30	11.45	65.25

6.425-6.525GHz_802.11be EHT20_Nss1,(MCS0)_2TX

6435MHz_TX

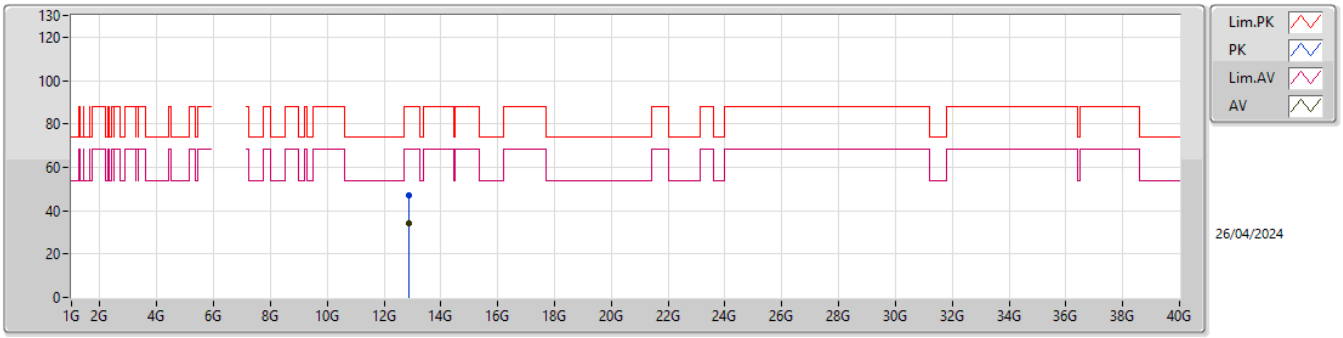

EUT Y_2TX
SET 25

Type	Freq	Level	Limit	Margin	Raw	Dist	Condition	Azimuth	Height	Comment	AF	CL	PA
	(Hz)	(dBuV/m)	(dBuV/m)	(dB)	(dBuV)	(m)		(°)	(m)		(dB)	(dB)	(dB)
PK	12.86081G	46.79	88.20	-41.41	61.29	3	Horizontal	328	1.80	25	39.30	11.45	65.25
RMS	12.86768G	34.30	68.20	-33.90	48.80	3	Horizontal	328	1.80	25	39.30	11.45	65.25

6.425-6.525GHz_802.11be EHT20_Nss1,(MCS0)_2TX

6435MHz_TX

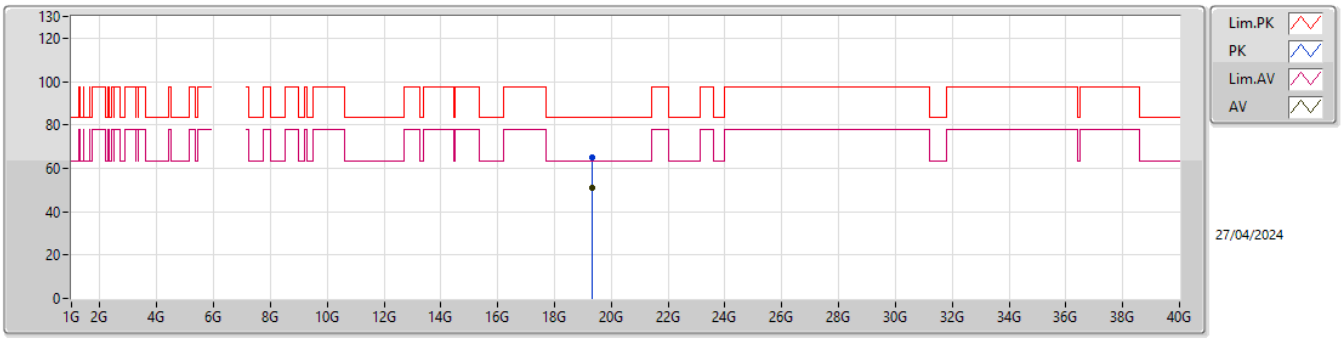

EUT Y_2TX
SET 25

Type	Freq	Level	Limit	Margin	Raw	Dist	Condition	Azimuth	Height	Comment	AF	CL	PA
	(Hz)	(dBuV/m)	(dBuV/m)	(dB)	(dBuV)	(m)		(°)	(m)		(dB)	(dB)	(dB)
PK	19.31211G	65.20	83.54	-18.34	61.57	1	Vertical	11	1.74	25	37.95	15.23	49.55
AV	19.31339G	51.12	63.54	-12.42	47.49	1	Vertical	11	1.74	25	37.95	15.23	49.55

6.425-6.525GHz_802.11be EHT20_Nss1,(MCS0)_2TX

6435MHz_TX

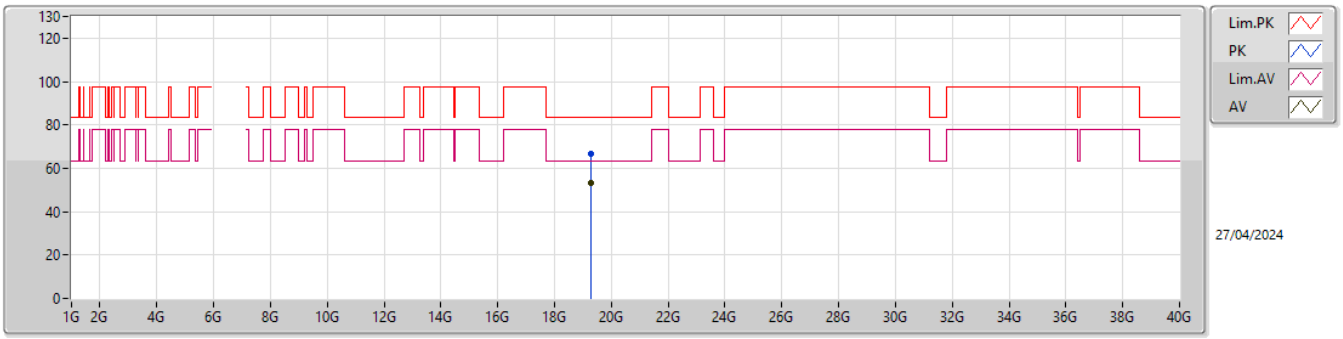

EUT Y_2TX
SET 25

Type	Freq	Level	Limit	Margin	Raw	Dist	Condition	Azimuth	Height	Comment	AF	CL	PA
	(Hz)	(dBuV/m)	(dBuV/m)	(dB)	(dBuV)	(m)		(°)	(m)		(dB)	(dB)	(dB)
PK	19.29773G	66.69	83.54	-16.85	62.99	1	Horizontal	49	1.75	25	38.00	15.24	49.54
AV	19.29921G	53.00	63.54	-10.54	49.30	1	Horizontal	49	1.75	25	38.00	15.24	49.54

6.425-6.525GHz_802.11be EHT20_Nss1,(MCS0)_2TX

6475MHz_TX

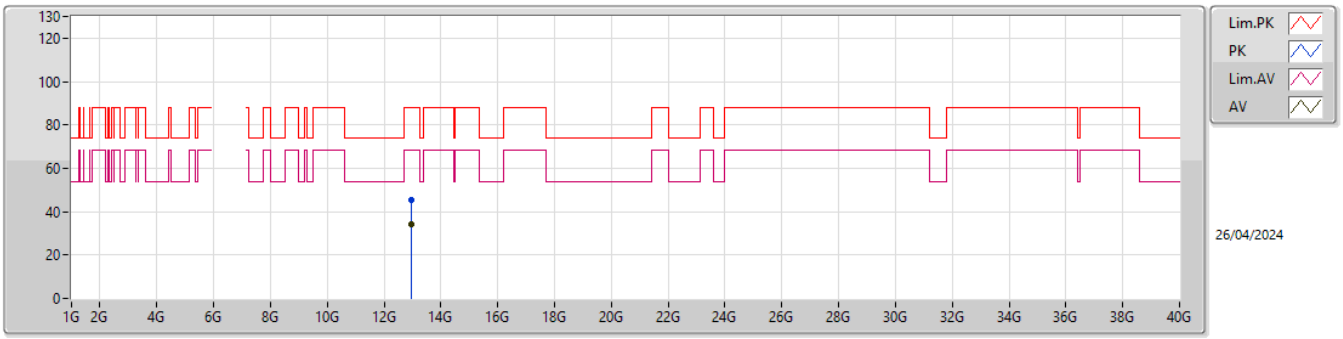

EUT Y_2TX
SET 25

Type	Freq	Level	Limit	Margin	Raw	Dist	Condition	Azimuth	Height	Comment	AF	CL	PA
	(Hz)	(dBuV/m)	(dBuV/m)	(dB)	(dBuV)	(m)		(°)	(m)		(dB)	(dB)	(dB)
PK	12.95939G	45.21	88.20	-42.99	59.60	3	Vertical	360	1.80	25	39.36	11.48	65.23
RMS	12.94996G	34.04	68.20	-34.16	48.40	3	Vertical	360	1.80	25	39.40	11.48	65.24

6.425-6.525GHz_802.11be EHT20_Nss1,(MCS0)_2TX

6475MHz_TX

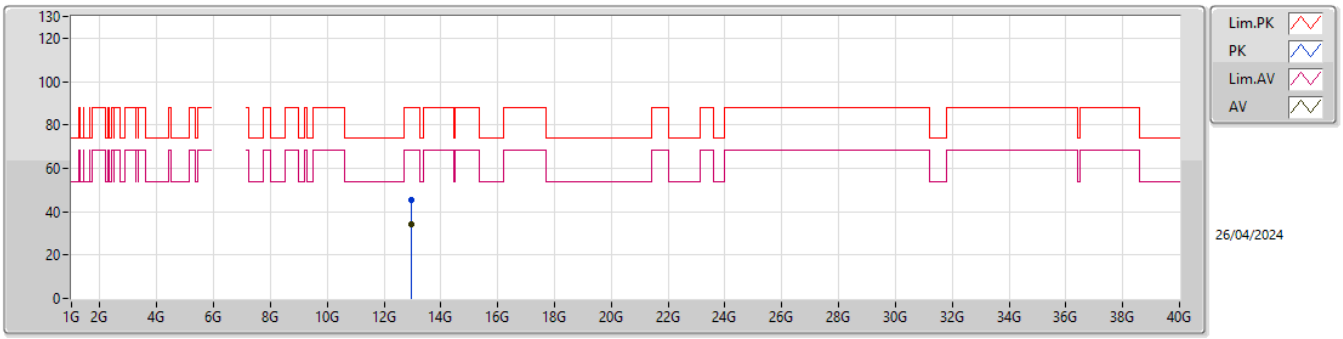

EUT Y_2TX
SET 25

Type	Freq	Level	Limit	Margin	Raw	Dist	Condition	Azimuth	Height	Comment	AF	CL	PA
	(Hz)	(dBuV/m)	(dBuV/m)	(dB)	(dBuV)	(m)		(°)	(m)		(dB)	(dB)	(dB)
PK	12.94257G	45.36	88.20	-42.84	59.73	3	Horizontal	1	1.80	25	39.39	11.48	65.24
RMS	12.95008G	33.94	68.20	-34.26	48.30	3	Horizontal	1	1.80	25	39.40	11.48	65.24

6.425-6.525GHz_802.11be EHT20_Nss1,(MCS0)_2TX

6475MHz_TX

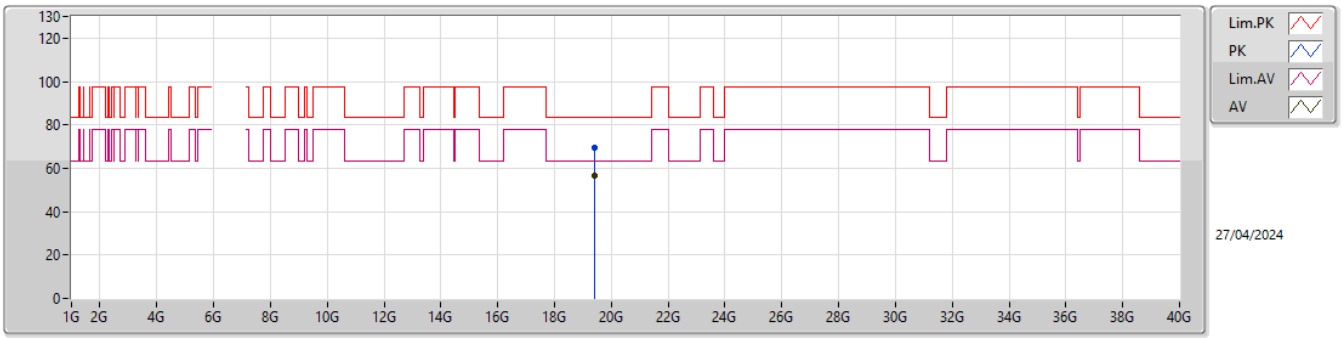

EUT Y_2TX
SET 25

Type	Freq	Level	Limit	Margin	Raw	Dist	Condition	Azimuth	Height	Comment	AF	CL	PA
	(Hz)	(dBuV/m)	(dBuV/m)	(dB)	(dBuV)	(m)		(°)	(m)		(dB)	(dB)	(dB)
PK	19.42164G	69.29	83.54	-14.25	65.78	1	Vertical	8	2.08	25	37.91	15.23	49.63
AV	19.42045G	56.54	63.54	-7.00	53.02	1	Vertical	8	2.08	25	37.92	15.23	49.63

6.425-6.525GHz_802.11be EHT20_Nss1,(MCS0)_2TX

6475MHz_TX

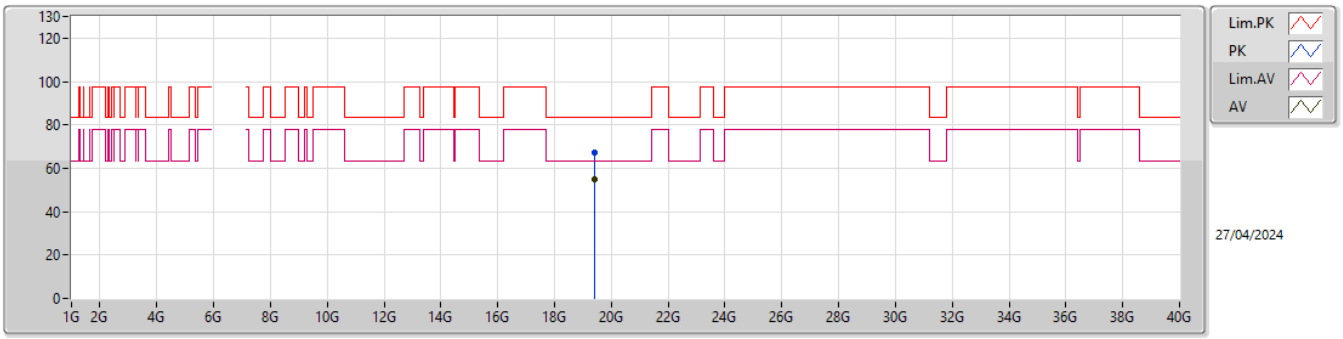

EUT Y_2TX
SET 25

Type	Freq	Level	Limit	Margin	Raw	Dist	Condition	Azimuth	Height	Comment	AF	CL	PA
	(Hz)	(dBuV/m)	(dBuV/m)	(dB)	(dBuV)	(m)		(°)	(m)		(dB)	(dB)	(dB)
PK	19.41673G	67.31	83.54	-16.23	63.77	1	Horizontal	44	1.77	25	37.93	15.23	49.62
AV	19.42092G	54.67	63.54	-8.87	51.15	1	Horizontal	44	1.77	25	37.92	15.23	49.63

6.425-6.525GHz_802.11be EHT20_Nss1,(MCS0)_2TX

6515MHz_TX

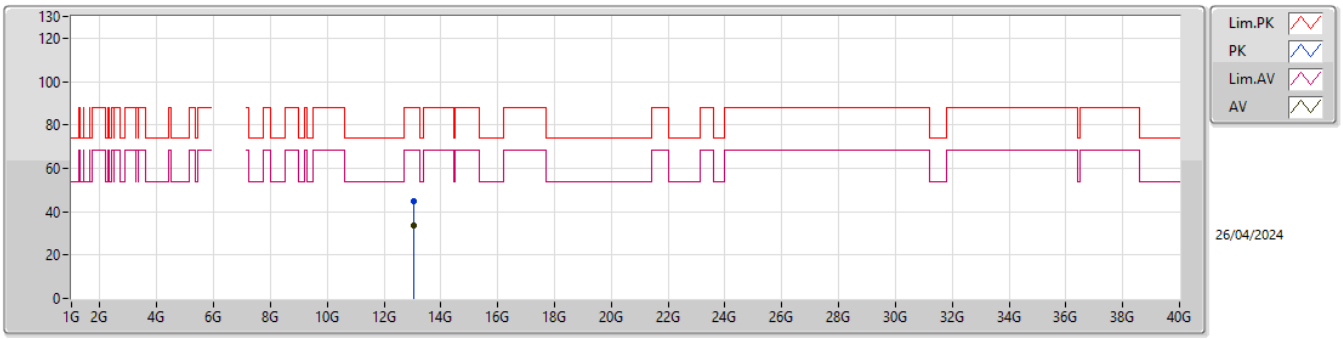

EUT Y_2TX
SET 25

Type	Freq	Level	Limit	Margin	Raw	Dist	Condition	Azimuth	Height	Comment	AF	CL	PA
	(Hz)	(dBuV/m)	(dBuV/m)	(dB)	(dBuV)	(m)		(°)	(m)		(dB)	(dB)	(dB)
PK	13.0469G	44.88	88.20	-43.32	59.49	3	Vertical	1	1.80	25	39.01	11.52	65.14
RMS	13.0298G	33.61	68.20	-34.59	48.19	3	Vertical	1	1.80	25	39.08	11.51	65.17

6.425-6.525GHz_802.11be EHT20_Nss1,(MCS0)_2TX

6515MHz_TX

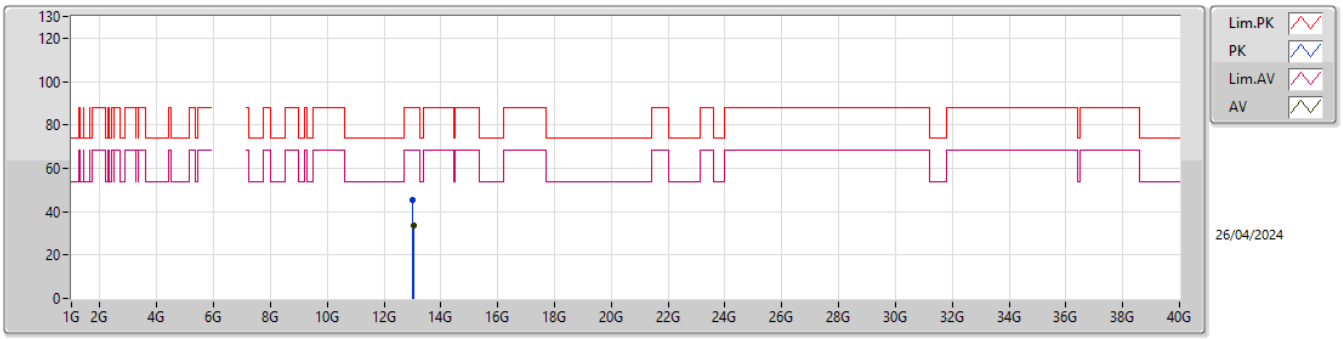

EUT Y_2TX
SET 25

Type	Freq	Level	Limit	Margin	Raw	Dist	Condition	Azimuth	Height	Comment	AF	CL	PA
	(Hz)	(dBuV/m)	(dBuV/m)	(dB)	(dBuV)	(m)		(°)	(m)		(dB)	(dB)	(dB)
PK	13.01054G	45.21	88.20	-42.99	59.76	3	Horizontal	193	1.80	25	39.16	11.50	65.21
RMS	13.04754G	33.38	68.20	-34.82	47.99	3	Horizontal	193	1.80	25	39.01	11.52	65.14

6.425-6.525GHz_802.11be EHT20_Nss1,(MCS0)_2TX

6515MHz_TX

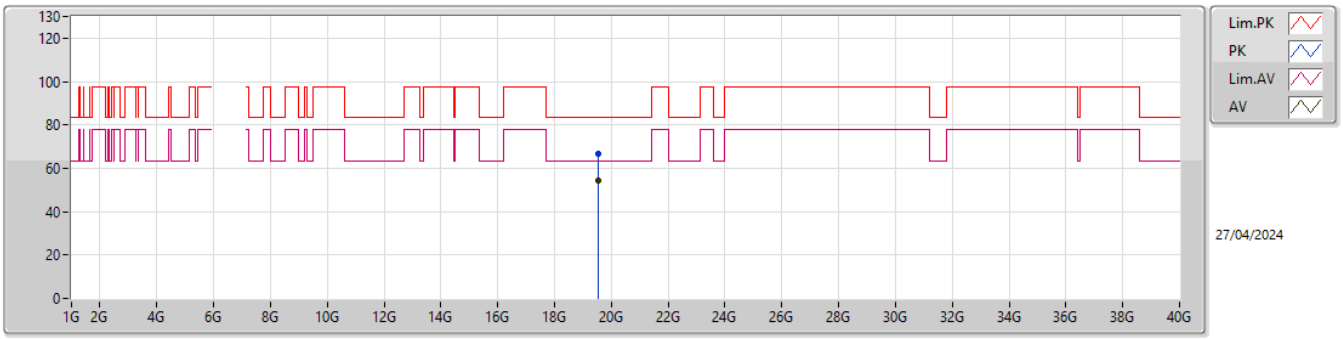

EUT Y_2TX
SET 25

Type	Freq	Level	Limit	Margin	Raw	Dist	Condition	Azimuth	Height	Comment	AF	CL	PA
	(Hz)	(dBuV/m)	(dBuV/m)	(dB)	(dBuV)	(m)		(°)	(m)		(dB)	(dB)	(dB)
PK	19.5446G	66.91	83.54	-16.63	63.24	1	Vertical	10	1.80	25	38.09	15.22	49.64
AV	19.54488G	54.11	63.54	-9.43	50.44	1	Vertical	10	1.80	25	38.09	15.22	49.64

6.425-6.525GHz_802.11be EHT20_Nss1,(MCS0)_2TX

6515MHz_TX

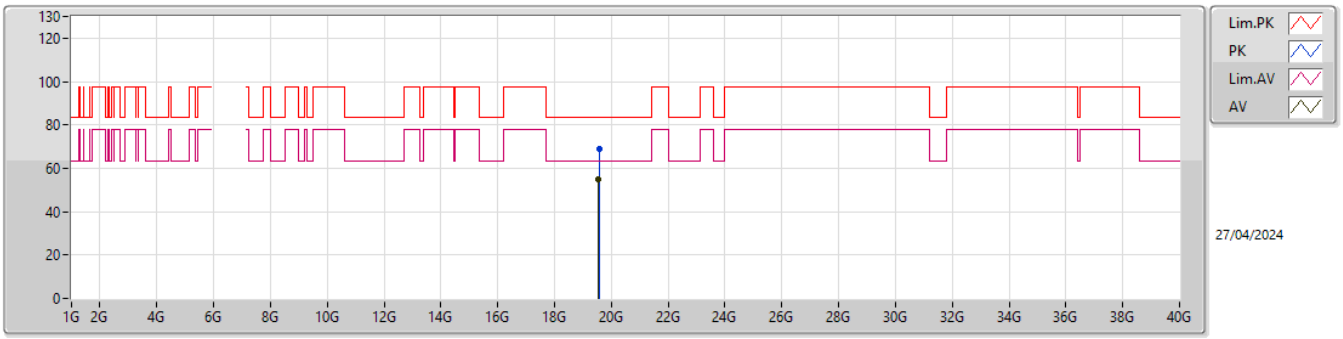

EUT Y_2TX
SET 25

Type	Freq	Level	Limit	Margin	Raw	Dist	Condition	Azimuth	Height	Comment	AF	CL	PA
	(Hz)	(dBuV/m)	(dBuV/m)	(dB)	(dBuV)	(m)		(°)	(m)		(dB)	(dB)	(dB)
PK	19.5631G	68.78	83.54	-14.76	65.17	1	Horizontal	338	1.82	25	38.02	15.22	49.63
AV	19.54644G	54.67	63.54	-8.87	51.00	1	Horizontal	338	1.82	25	38.09	15.22	49.64

6.525-6.875GHz_802.11be EHT20_Nss1,(MCS0)_2TX

6535MHz_TX

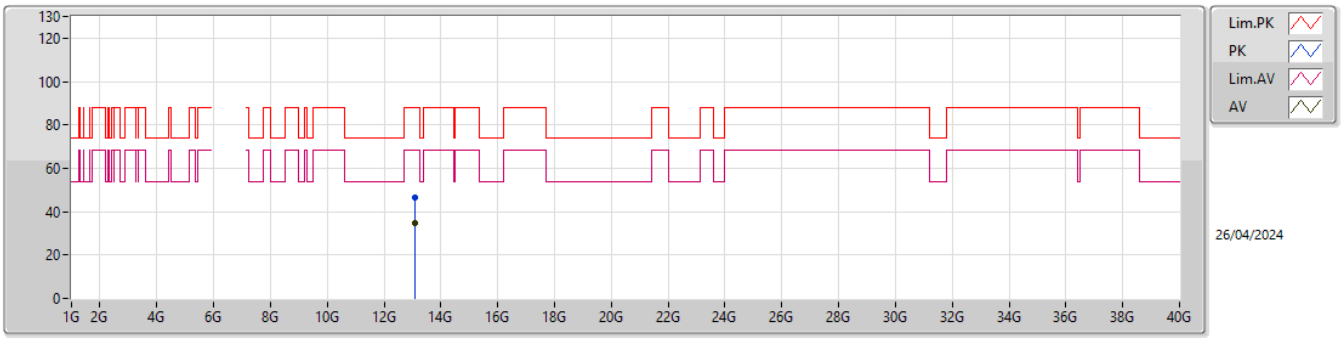

EUT Y_2TX
SET 25

Type	Freq	Level	Limit	Margin	Raw	Dist	Condition	Azimuth	Height	Comment	AF	CL	PA
	(Hz)	(dBuV/m)	(dBuV/m)	(dB)	(dBuV)	(m)		(°)	(m)		(dB)	(dB)	(dB)
PK	13.06996G	46.36	88.20	-41.84	60.84	3	Vertical	3	1.80	25	39.08	11.53	65.09
RMS	13.06992G	34.99	68.20	-33.21	49.47	3	Vertical	3	1.80	25	39.08	11.53	65.09

6.525-6.875GHz_802.11be EHT20_Nss1,(MCS0)_2TX

6535MHz_TX

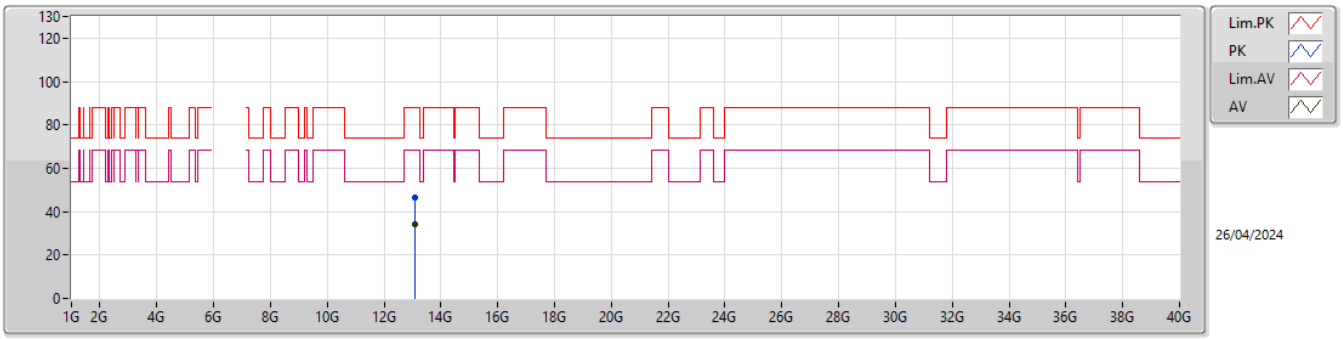

EUT Y_2TX
SET 25

Type	Freq	Level	Limit	Margin	Raw	Dist	Condition	Azimuth	Height	Comment	AF	CL	PA
	(Hz)	(dBuV/m)	(dBuV/m)	(dB)	(dBuV)	(m)		(°)	(m)		(dB)	(dB)	(dB)
PK	13.08475G	46.24	88.20	-41.96	60.64	3	Horizontal	360	1.80	25	39.14	11.53	65.07
RMS	13.06988G	34.46	68.20	-33.74	48.94	3	Horizontal	360	1.80	25	39.08	11.53	65.09

6.525-6.875GHz_802.11be EHT20_Nss1,(MCS0)_2TX

6535MHz_TX

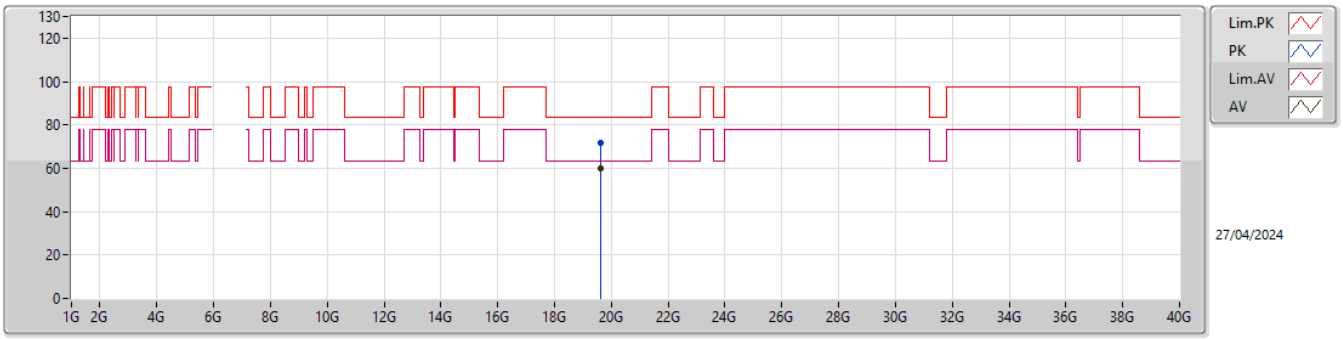

EUT Y_2TX
SET 25

Type	Freq	Level	Limit	Margin	Raw	Dist	Condition	Azimuth	Height	Comment	AF	CL	PA
	(Hz)	(dBuV/m)	(dBuV/m)	(dB)	(dBuV)	(m)		(°)	(m)		(dB)	(dB)	(dB)
PK	19.60596G	71.66	83.54	-11.88	68.19	1	Vertical	350	1.73	25	37.84	15.22	49.59
AV	19.60612G	59.87	63.54	-3.67	56.40	1	Vertical	350	1.73	25	37.84	15.22	49.59

6.525-6.875GHz_802.11be EHT20_Nss1,(MCS0)_2TX

6535MHz_TX

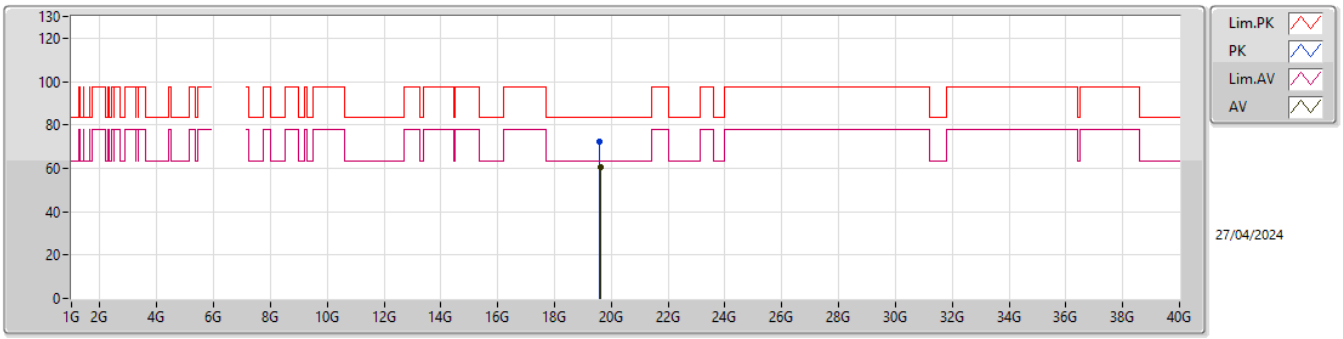

EUT Y_2TX
SET 25

Type	Freq	Level	Limit	Margin	Raw	Dist	Condition	Azimuth	Height	Comment	AF	CL	PA
	(Hz)	(dBuV/m)	(dBuV/m)	(dB)	(dBuV)	(m)		(°)	(m)		(dB)	(dB)	(dB)
PK	19.6028G	72.09	83.54	-11.45	68.65	1	Horizontal	42	1.82	25	37.82	15.22	49.60
AV	19.60544G	60.29	63.54	-3.25	56.83	1	Horizontal	42	1.82	25	37.83	15.22	49.59

6.525-6.875GHz_802.11be EHT20_Nss1,(MCS0)_2TX

6695MHz_TX

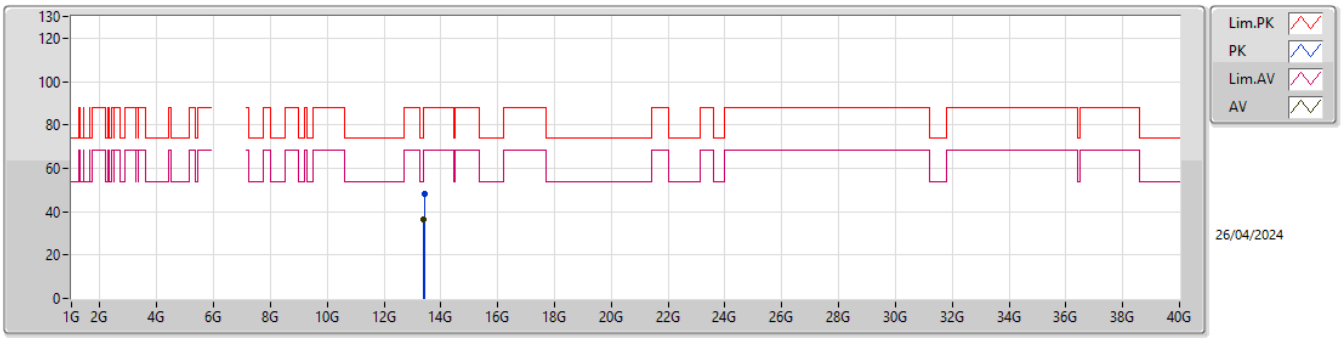

EUT Y_2TX
SET 25

Type	Freq	Level	Limit	Margin	Raw	Dist	Condition	Azimuth	Height	Comment	AF	CL	PA
	(Hz)	(dBuV/m)	(dBuV/m)	(dB)	(dBuV)	(m)		(°)	(m)		(dB)	(dB)	(dB)
PK	13.40977G	48.21	88.20	-39.99	61.15	3	Vertical	4	1.80	25	39.84	11.66	64.44
RMS	13.4059G	36.40	68.20	-31.80	49.37	3	Vertical	4	1.80	25	39.82	11.65	64.44

6.525-6.875GHz_802.11be EHT20_Nss1,(MCS0)_2TX

6695MHz_TX

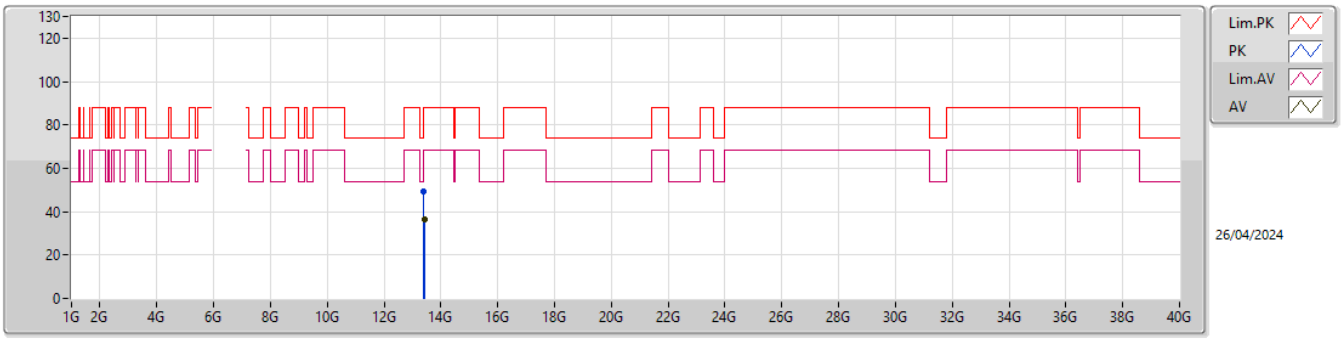

EUT Y_2TX
SET 25

Type	Freq	Level	Limit	Margin	Raw	Dist	Condition	Azimuth	Height	Comment	AF	CL	PA
	(Hz)	(dBuV/m)	(dBuV/m)	(dB)	(dBuV)	(m)		(°)	(m)		(dB)	(dB)	(dB)
PK	13.4049G	49.10	88.20	-39.10	62.07	3	Horizontal	244	1.80	25	39.82	11.65	64.44
RMS	13.40954G	36.41	68.20	-31.79	49.35	3	Horizontal	244	1.80	25	39.84	11.66	64.44

6.525-6.875GHz_802.11be EHT20_Nss1,(MCS0)_2TX

6695MHz_TX

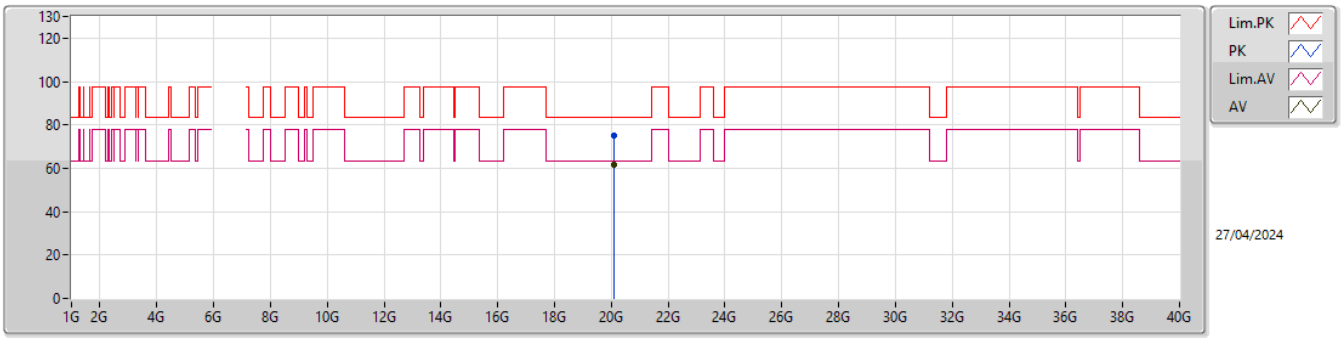

EUT Y_2TX
SET 25

Type	Freq	Level	Limit	Margin	Raw	Dist	Condition	Azimuth	Height	Comment	AF	CL	PA
	(Hz)	(dBuV/m)	(dBuV/m)	(dB)	(dBuV)	(m)		(°)	(m)		(dB)	(dB)	(dB)
PK	20.09243G	75.06	83.54	-8.48	71.17	1	Vertical	20	1.80	25	37.87	15.27	49.25
AV	20.09075G	61.81	63.54	-1.73	57.93	1	Vertical	20	1.80	25	37.86	15.27	49.25

6.525-6.875GHz_802.11be EHT20_Nss1,(MCS0)_2TX

6695MHz_TX

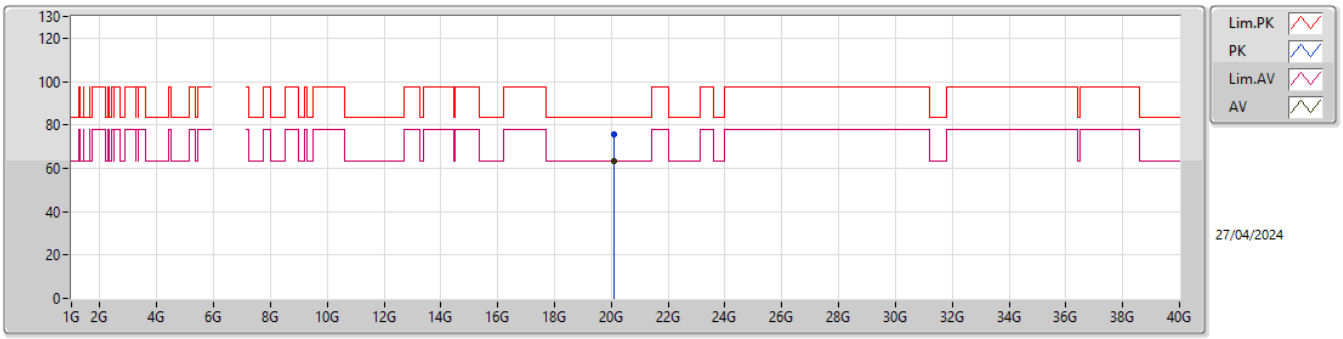

EUT Y_2TX
SET 25

Type	Freq	Level	Limit	Margin	Raw	Dist	Condition	Azimuth	Height	Comment	AF	CL	PA
	(Hz)	(dBuV/m)	(dBuV/m)	(dB)	(dBuV)	(m)		(°)	(m)		(dB)	(dB)	(dB)
PK	20.07893G	75.79	83.54	-7.75	71.96	1	Horizontal	28	1.80	25	37.82	15.26	49.25
AV	20.08037G	63.26	63.54	-0.28	59.43	1	Horizontal	28	1.80	25	37.82	15.26	49.25

6.525-6.875GHz_802.11be EHT20_Nss1,(MCS0)_2TX

6875MHz Straddle 6.525-6.875GHz_TX

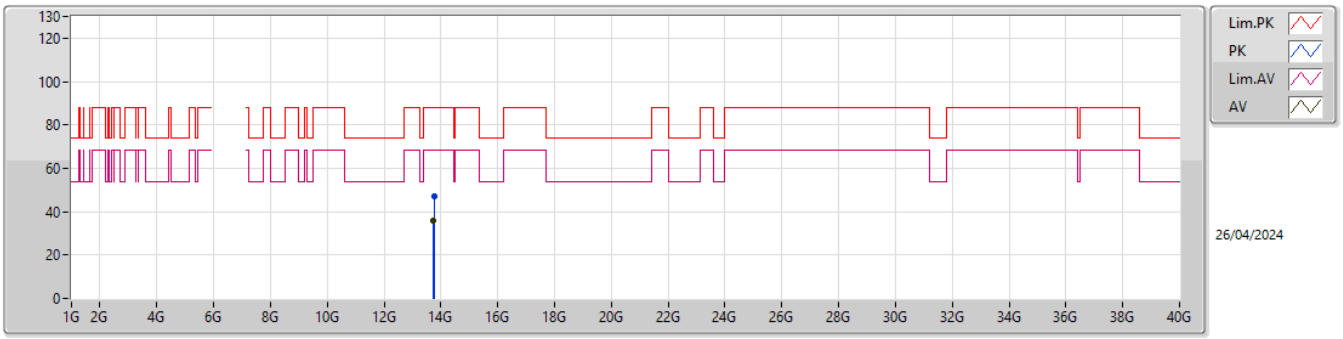

EUT Y_2TX
SET 25

Type	Freq	Level	Limit	Margin	Raw	Dist	Condition	Azimuth	Height	Comment	AF	CL	PA
	(Hz)	(dBuV/m)	(dBuV/m)	(dB)	(dBuV)	(m)		(°)	(m)		(dB)	(dB)	(dB)
PK	13.75911G	47.27	88.20	-40.93	59.64	3	Vertical	355	1.80	25	40.20	11.79	64.36
RMS	13.7498G	35.82	68.20	-32.38	48.20	3	Vertical	355	1.80	25	40.20	11.78	64.36

6.525-6.875GHz_802.11be EHT20_Nss1,(MCS0)_2TX

6875MHz Straddle 6.525-6.875GHz_TX

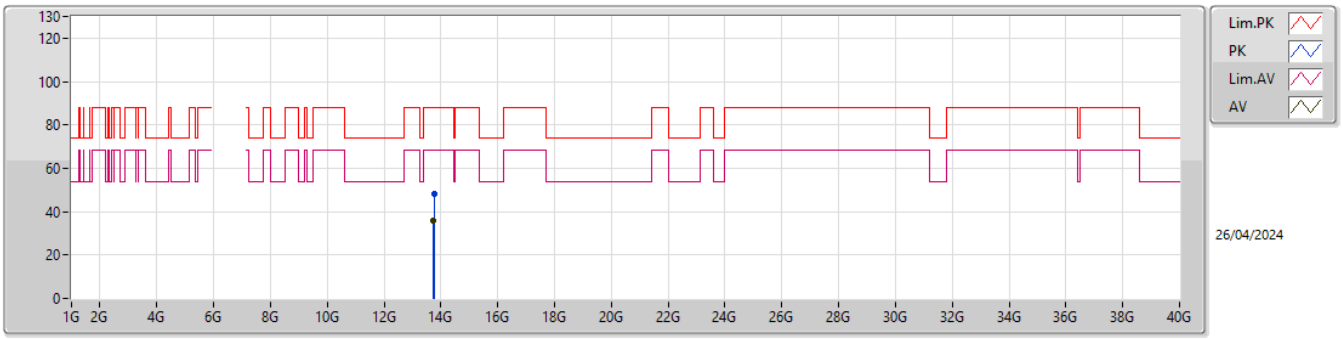

EUT Y_2TX
SET 25

Type	Freq	Level	Limit	Margin	Raw	Dist	Condition	Azimuth	Height	Comment	AF	CL	PA
	(Hz)	(dBuV/m)	(dBuV/m)	(dB)	(dBuV)	(m)		(°)	(m)		(dB)	(dB)	(dB)
PK	13.75264G	48.07	88.20	-40.13	60.44	3	Horizontal	265	1.80	25	40.20	11.79	64.36
RMS	13.73094G	35.60	68.20	-32.60	48.01	3	Horizontal	265	1.80	25	40.16	11.78	64.35

6.525-6.875GHz_802.11be EHT20_Nss1,(MCS0)_2TX

6875MHz Straddle 6.525-6.875GHz_TX

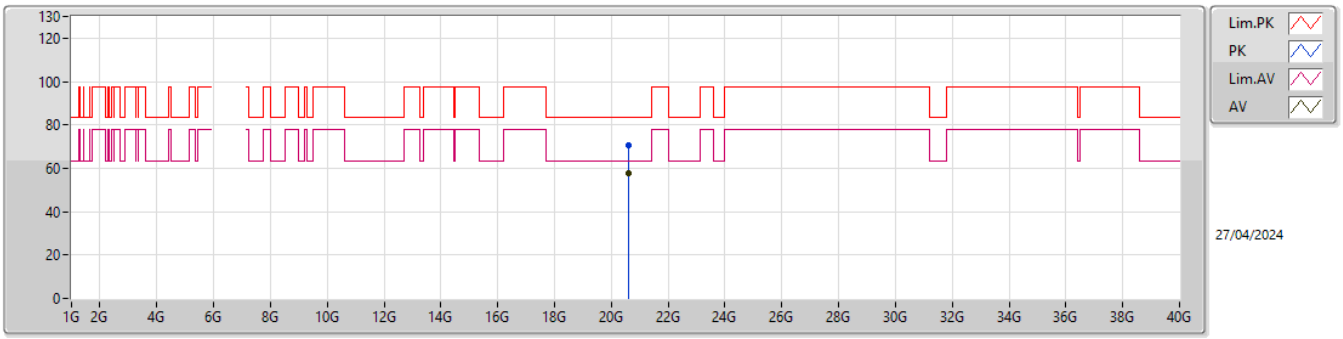

EUT Y_2TX
SET 25

Type	Freq	Level	Limit	Margin	Raw	Dist	Condition	Azimuth	Height	Comment	AF	CL	PA
	(Hz)	(dBuV/m)	(dBuV/m)	(dB)	(dBuV)	(m)		(°)	(m)		(dB)	(dB)	(dB)
PK	20.62244G	70.49	83.54	-13.05	65.91	1	Vertical	20	1.80	25	37.96	15.70	49.08
AV	20.6238G	57.74	63.54	-5.80	53.17	1	Vertical	20	1.80	25	37.95	15.70	49.08

6.525-6.875GHz_802.11be EHT20_Nss1,(MCS0)_2TX

6875MHz Straddle 6.525-6.875GHz_TX

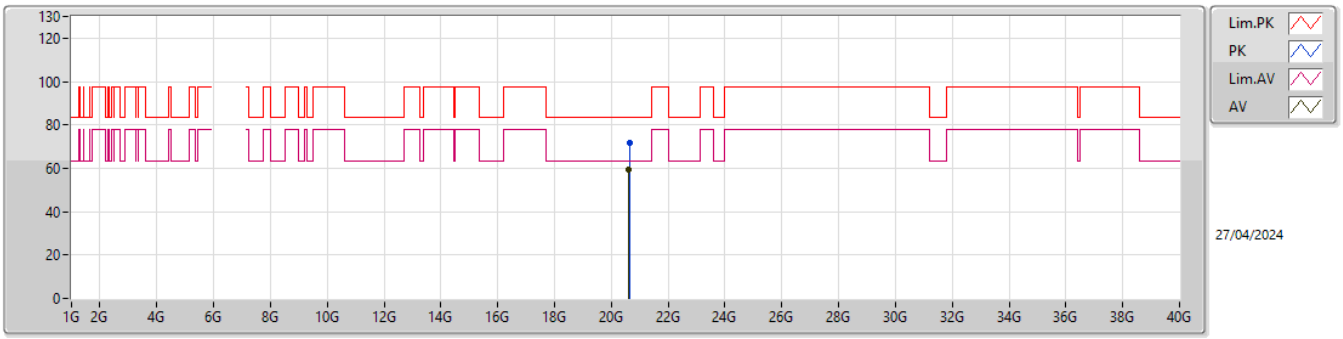

EUT Y_2TX
SET 25

Type	Freq	Level	Limit	Margin	Raw	Dist	Condition	Azimuth	Height	Comment	AF	CL	PA
	(Hz)	(dBuV/m)	(dBuV/m)	(dB)	(dBuV)	(m)		(°)	(m)		(dB)	(dB)	(dB)
PK	20.62908G	71.68	83.54	-11.86	67.11	1	Horizontal	17	1.80	25	37.94	15.70	49.07
AV	20.62612G	59.60	63.54	-3.94	55.02	1	Horizontal	17	1.80	25	37.95	15.70	49.07

6.875-7.125GHz_802.11be EHT20_Nss1,(MCS0)_2TX

6895MHz_TX

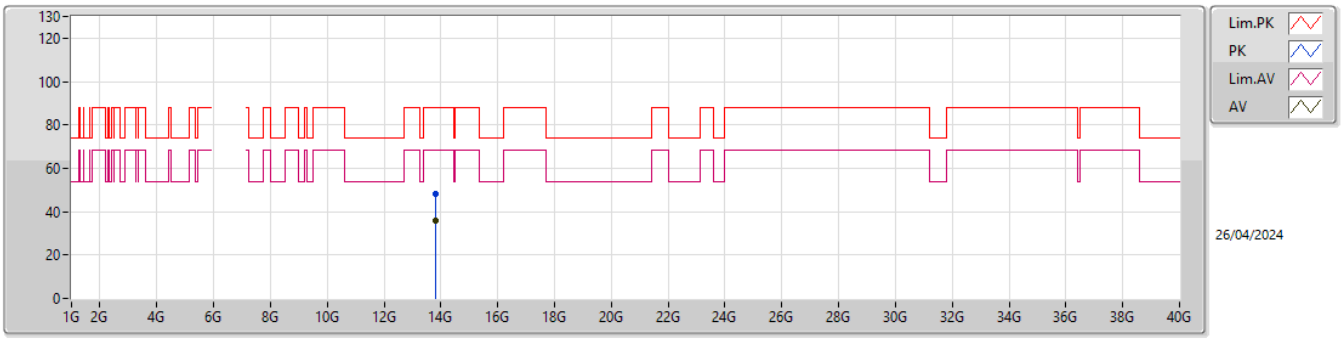

EUT Y_2TX
SET 25

Type	Freq	Level	Limit	Margin	Raw	Dist	Condition	Azimuth	Height	Comment	AF	CL	PA
	(Hz)	(dBuV/m)	(dBuV/m)	(dB)	(dBuV)	(m)		(°)	(m)		(dB)	(dB)	(dB)
PK	13.80658G	48.04	88.20	-40.16	60.40	3	Vertical	116	1.80	25	40.21	11.81	64.38
RMS	13.80974G	35.86	68.20	-32.34	48.21	3	Vertical	116	1.80	25	40.22	11.81	64.38

6.875-7.125GHz_802.11be EHT20_Nss1,(MCS0)_2TX

6895MHz_TX

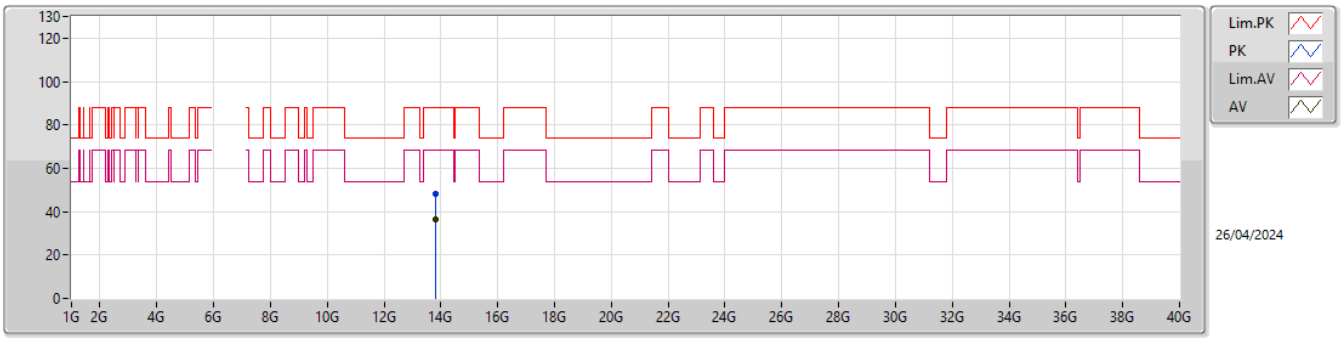

EUT Y_2TX
SET 25

Type	Freq	Level	Limit	Margin	Raw	Dist	Condition	Azimuth	Height	Comment	AF	CL	PA
	(Hz)	(dBuV/m)	(dBuV/m)	(dB)	(dBuV)	(m)		(°)	(m)		(dB)	(dB)	(dB)
PK	13.80834G	48.00	88.20	-40.20	60.35	3	Horizontal	253	1.80	25	40.22	11.81	64.38
RMS	13.80974G	36.27	68.20	-31.93	48.62	3	Horizontal	253	1.80	25	40.22	11.81	64.38

6.875-7.125GHz_802.11be EHT20_Nss1,(MCS0)_2TX

6895MHz_TX

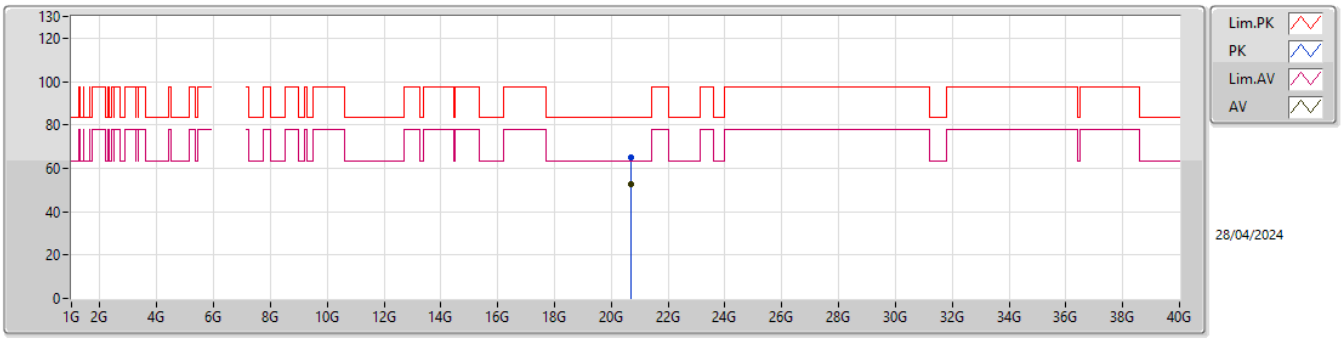

EUT Y_2TX
SET 25

Type	Freq	Level	Limit	Margin	Raw	Dist	Condition	Azimuth	Height	Comment	AF	CL	PA
	(Hz)	(dBuV/m)	(dBuV/m)	(dB)	(dBuV)	(m)		(°)	(m)		(dB)	(dB)	(dB)
PK	20.6874G	65.12	83.54	-18.42	60.51	1	Vertical	23	1.80	25	37.90	15.75	49.04
AV	20.68808G	52.58	63.54	-10.96	47.97	1	Vertical	23	1.80	25	37.90	15.75	49.04

6.875-7.125GHz_802.11be EHT20_Nss1,(MCS0)_2TX

6895MHz_TX

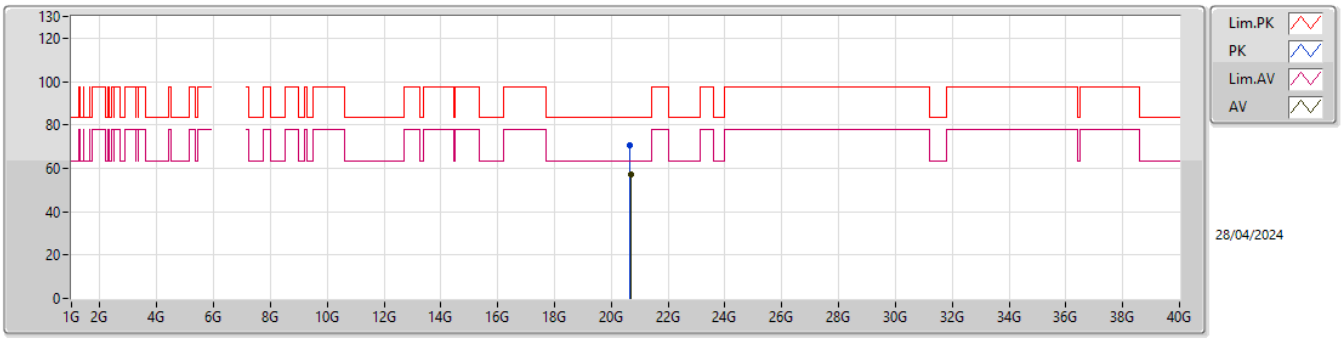

EUT Y_2TX
SET 25

Type	Freq	Level	Limit	Margin	Raw	Dist	Condition	Azimuth	Height	Comment	AF	CL	PA
	(Hz)	(dBuV/m)	(dBuV/m)	(dB)	(dBuV)	(m)		(°)	(m)		(dB)	(dB)	(dB)
PK	20.66694G	70.43	83.54	-13.11	65.85	1	Horizontal	20	1.80	25	37.90	15.73	49.05
AV	20.685G	56.98	63.54	-6.56	52.37	1	Horizontal	20	1.80	25	37.90	15.75	49.04

6.875-7.125GHz_802.11be EHT20_Nss1,(MCS0)_2TX

6995MHz_TX

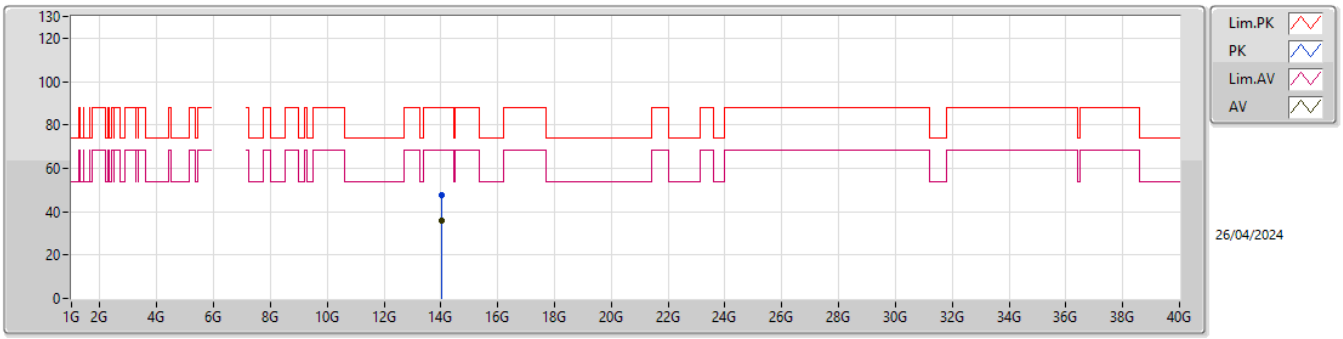

EUT Y_2TX
SET 25

Type	Freq	Level	Limit	Margin	Raw	Dist	Condition	Azimuth	Height	Comment	AF	CL	PA
	(Hz)	(dBuV/m)	(dBuV/m)	(dB)	(dBuV)	(m)		(°)	(m)		(dB)	(dB)	(dB)
PK	14.00966G	47.51	88.20	-40.69	59.15	3	Vertical	58	1.80	25	40.92	11.88	64.44
RMS	14.00806G	35.72	68.20	-32.48	47.36	3	Vertical	58	1.80	25	40.92	11.88	64.44

6.875-7.125GHz_802.11be EHT20_Nss1,(MCS0)_2TX

6995MHz_TX

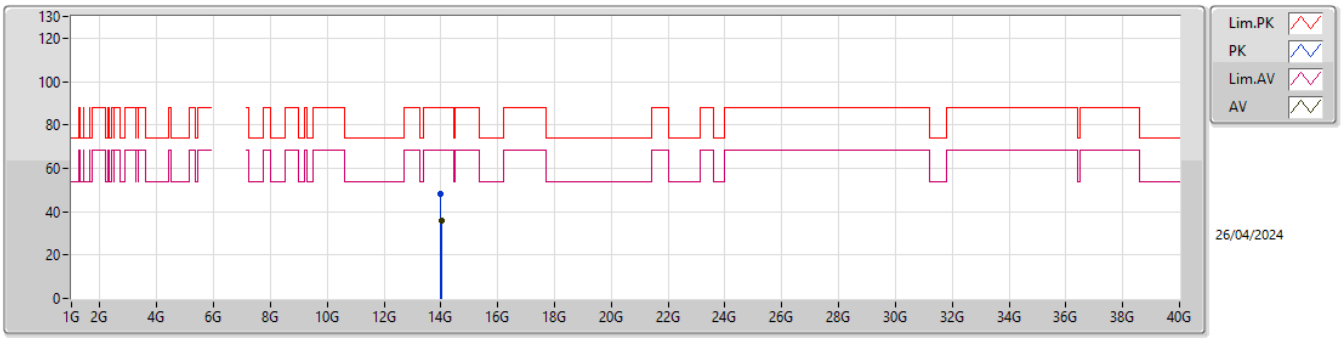

EUT Y_2TX
SET 25

Type	Freq	Level	Limit	Margin	Raw	Dist	Condition	Azimuth	Height	Comment	AF	CL	PA
	(Hz)	(dBuV/m)	(dBuV/m)	(dB)	(dBuV)	(m)		(°)	(m)		(dB)	(dB)	(dB)
PK	13.99164G	48.29	88.20	-39.91	59.99	3	Horizontal	284	1.80	25	40.88	11.88	64.46
RMS	14.00834G	36.08	68.20	-32.12	47.72	3	Horizontal	284	1.80	25	40.92	11.88	64.44

6.875-7.125GHz_802.11be EHT20_Nss1,(MCS0)_2TX

6995MHz_TX

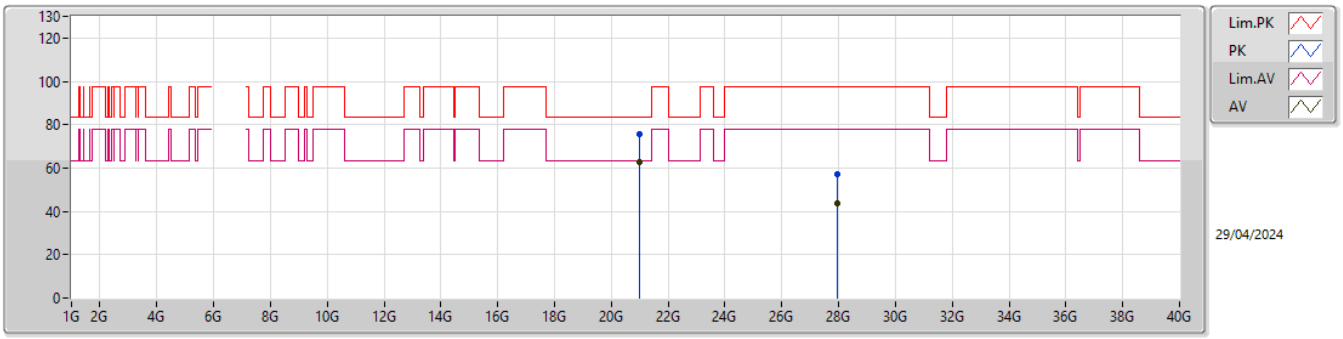

EUT Y_2TX
SET 24

Type	Freq	Level	Limit	Margin	Raw	Dist	Condition	Azimuth	Height	Comment	AF	CL	PA
	(Hz)	(dBuV/m)	(dBuV/m)	(dB)	(dBuV)	(m)		(°)	(m)		(dB)	(dB)	(dB)
PK	20.983G	75.69	83.54	-7.85	70.62	1	Vertical	24	1.82	24	37.97	15.99	48.89
AV	20.9846G	62.72	63.54	-0.82	57.66	1	Vertical	24	1.82	24	37.96	15.99	48.89
PK	27.97041G	57.35	97.74	-40.39	44.11	1	Vertical	14	1.80	24	40.02	18.88	45.66
AV	27.97233G	43.90	77.74	-33.84	30.67	1	Vertical	14	1.80	24	40.01	18.88	45.66

6.875-7.125GHz_802.11be EHT20_Nss1,(MCS0)_2TX

6995MHz_TX

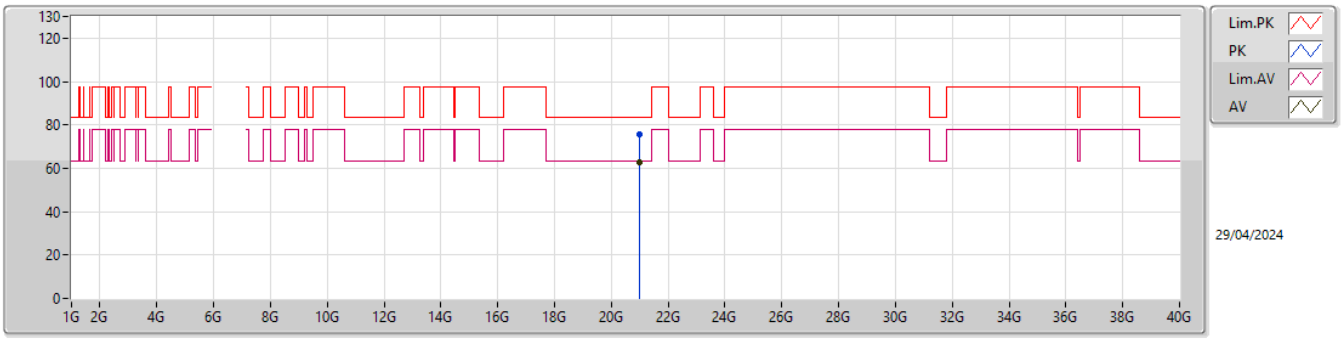

EUT Y_2TX
SET 23.5

Type	Freq	Level	Limit	Margin	Raw	Dist	Condition	Azimuth	Height	Comment	AF	CL	PA
	(Hz)	(dBuV/m)	(dBuV/m)	(dB)	(dBuV)	(m)		(°)	(m)		(dB)	(dB)	(dB)
PK	21.00174G	75.66	83.54	-7.88	70.62	1	Horizontal	342	1.67	23.5	37.92	16.00	48.88
AV	20.98352G	63.01	63.54	-0.53	57.94	1	Horizontal	342	1.67	23.5	37.97	15.99	48.89

6.875-7.125GHz_802.11be EHT20_Nss1,(MCS0)_2TX

7095MHz_TX

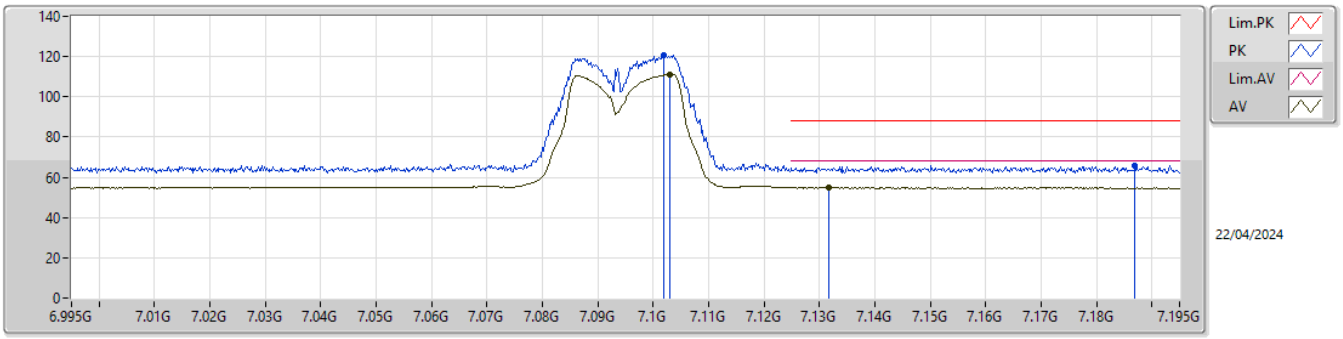

EUT Y_2TX
SET 8

Type	Freq	Level	Limit	Margin	Raw	Dist	Condition	Azimuth	Height	Comment	AF	CL	PA
	(Hz)	(dBuV/m)	(dBuV/m)	(dB)	(dBuV)	(m)		(°)	(m)		(dB)	(dB)	(dB)
PK	7.1018G	120.94	Inf	-Inf	109.85	3	Vertical	66.9	2.95	-	35.61	8.52	33.04
RMS	7.103G	111.16	Inf	-Inf	100.06	3	Vertical	66.9	2.95	-	35.62	8.52	33.04
PK	7.187G	65.77	88.20	-22.43	54.30	3	Vertical	66.9	2.95	-	36.05	8.49	33.07
RMS	7.1318G	54.86	68.20	-13.34	43.61	3	Vertical	66.9	2.95	-	35.79	8.51	33.05

6.875-7.125GHz_802.11be EHT20_Nss1,(MCS0)_2TX

7095MHz_TX

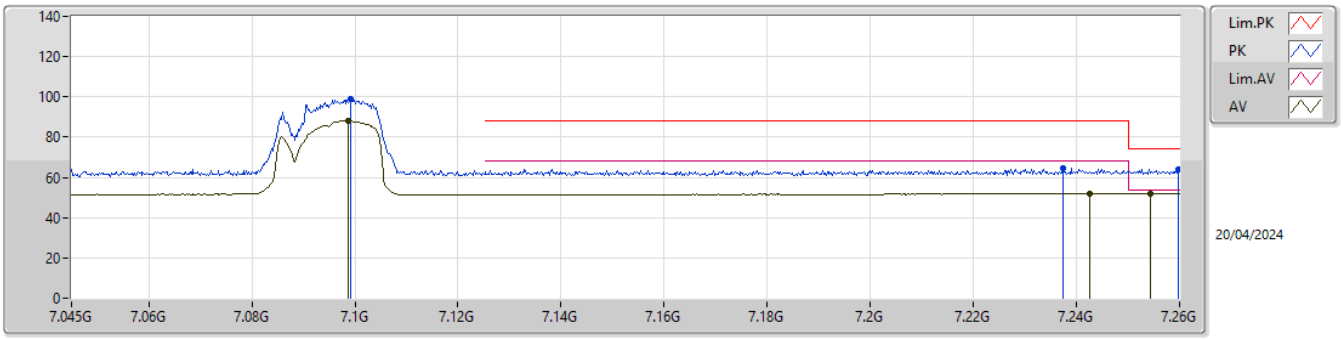

EUT Y_2TX
SET

Type	Freq	Level	Limit	Margin	Raw	Dist	Condition	Azimuth	Height	Comment	AF	CL	PA
	(Hz)	(dBuV/m)	(dBuV/m)	(dB)	(dBuV)	(m)		(°)	(m)		(dB)	(dB)	(dB)
PK	7.09918G	99.05	Inf	-Inf	87.96	3	Horizontal	318	2.95	-	35.60	8.53	33.04
AV	7.09875G	87.96	Inf	-Inf	76.88	3	Horizontal	318	2.95	-	35.59	8.53	33.04
PK	7.23743G	64.47	88.20	-23.73	52.85	3	Horizontal	318	2.95	-	36.17	8.53	33.08
AV	7.24259G	52.19	68.20	-16.01	40.54	3	Horizontal	318	2.95	-	36.19	8.54	33.08
PK	7.25979G	64.16	74.00	-9.84	52.47	3	Horizontal	318	2.95	-	36.22	8.56	33.09
AV	7.25441G	52.09	54.00	-1.91	40.41	3	Horizontal	318	2.95	-	36.21	8.56	33.09

6.875-7.125GHz_802.11be EHT20_Nss1,(MCS0)_2TX

7095MHz_TX

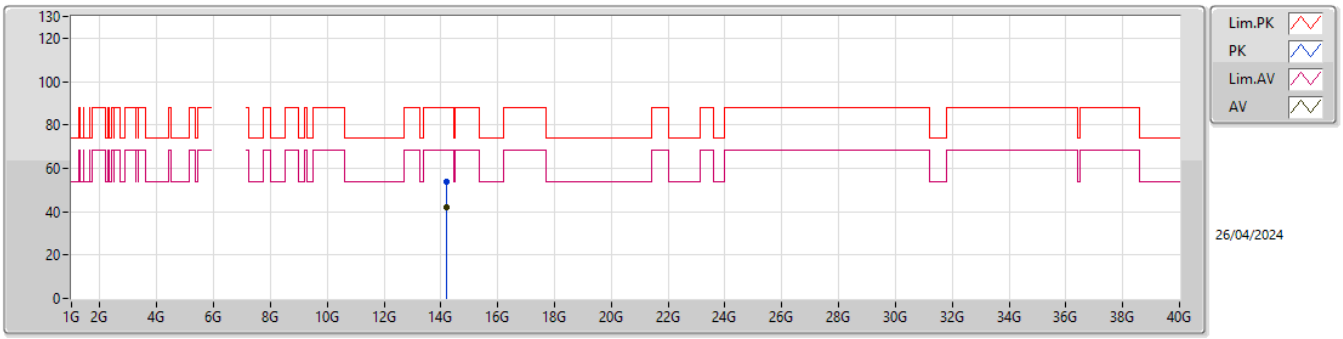

EUT Y_2TX
SET 25

Type	Freq	Level	Limit	Margin	Raw	Dist	Condition	Azimuth	Height	Comment	AF	CL	PA
	(Hz)	(dBuV/m)	(dBuV/m)	(dB)	(dBuV)	(m)		(°)	(m)		(dB)	(dB)	(dB)
PK	14.18952G	53.85	88.20	-34.35	64.45	3	Vertical	337	1.75	25	41.48	11.97	64.05
RMS	14.18904G	41.90	68.20	-26.30	52.50	3	Vertical	337	1.75	25	41.48	11.97	64.05

6.875-7.125GHz_802.11be EHT20_Nss1,(MCS0)_2TX

7095MHz_TX

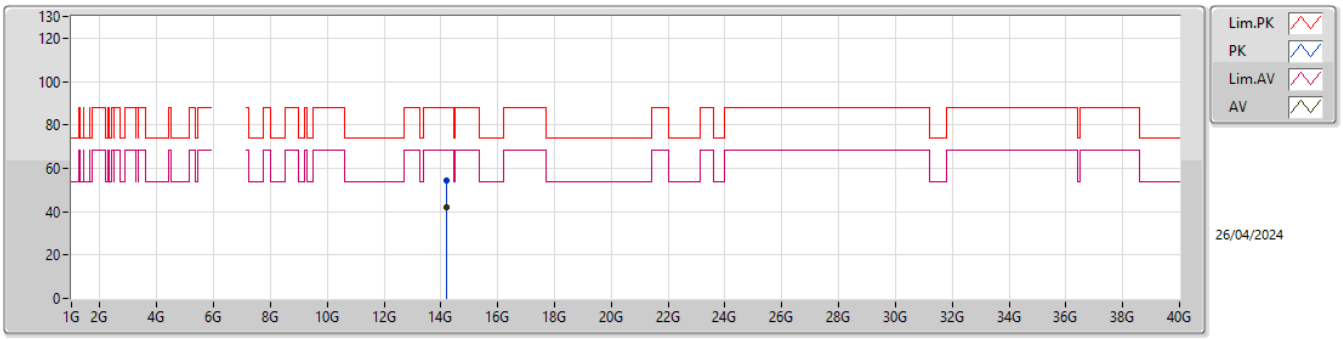

EUT Y_2TX
SET 25

Type	Freq	Level	Limit	Margin	Raw	Dist	Condition	Azimuth	Height	Comment	AF	CL	PA
	(Hz)	(dBuV/m)	(dBuV/m)	(dB)	(dBuV)	(m)		(°)	(m)		(dB)	(dB)	(dB)
PK	14.19767G	54.18	88.20	-34.02	64.74	3	Horizontal	48	1.80	25	41.50	11.97	64.03
RMS	14.19611G	41.96	68.20	-26.24	52.53	3	Horizontal	48	1.80	25	41.49	11.97	64.03

6.875-7.125GHz_802.11be EHT20_Nss1,(MCS0)_2TX

7095MHz_TX

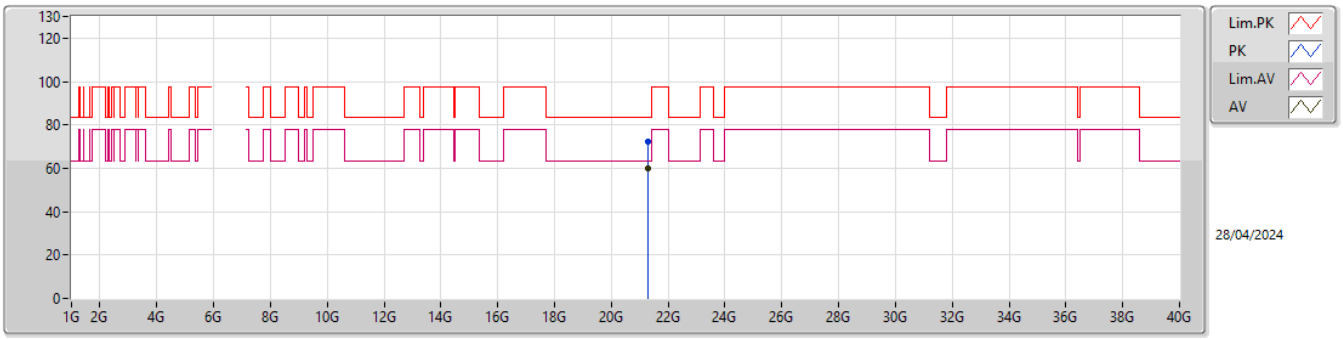

EUT Y_2TX
SET 25

Type	Freq	Level	Limit	Margin	Raw	Dist	Condition	Azimuth	Height	Comment	AF	CL	PA
	(Hz)	(dBuV/m)	(dBuV/m)	(dB)	(dBuV)	(m)		(°)	(m)		(dB)	(dB)	(dB)
PK	21.30402G	72.47	83.54	-11.07	66.68	1	Vertical	344	1.80	25	38.39	16.24	48.84
AV	21.28452G	60.15	63.54	-3.39	54.49	1	Vertical	344	1.80	25	38.28	16.23	48.85

6.875-7.125GHz_802.11be EHT20_Nss1,(MCS0)_2TX

7095MHz_TX

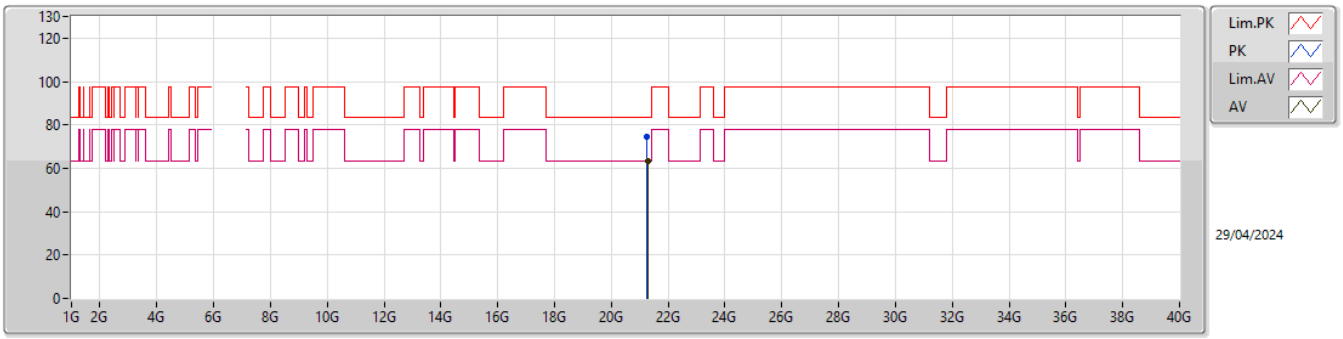

EUT Y_2TX
SET 24.5

Type	Freq	Level	Limit	Margin	Raw	Dist	Condition	Azimuth	Height	Comment	AF	CL	PA
	(Hz)	(dBuV/m)	(dBuV/m)	(dB)	(dBuV)	(m)		(°)	(m)		(dB)	(dB)	(dB)
PK	21.26794G	74.64	83.54	-8.90	69.14	1	Horizontal	67	1.96	24.5	38.14	16.21	48.85
AV	21.28752G	63.42	63.54	-0.12	57.74	1	Horizontal	67	1.96	24.5	38.30	16.23	48.85

6.875-7.125GHz_802.11be EHT20_Nss1,(MCS0)_2TX

7115MHz_TX

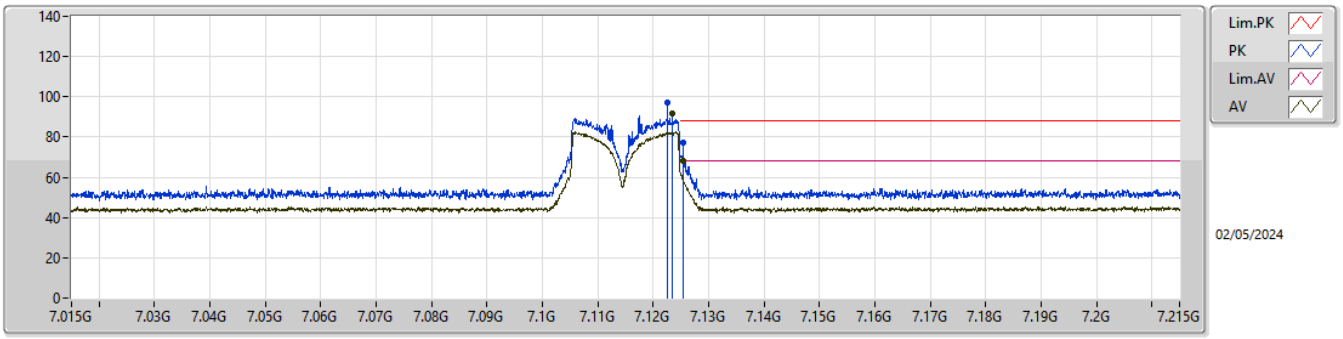

EUT Y_2TX
SET -2

Type	Freq	Level	Limit	Margin	Raw	Dist	Condition	Azimuth	Height	Comment	AF	CL	PA
	(Hz)	(dBuV/m)	(dBuV/m)	(dB)	(dBuV)	(m)		(°)	(m)		(dB)	(dB)	(dB)
PK	7.1225G	97.19	Inf	-Inf	85.99	3	Vertical	68.3	2.64	BP 1MHz	35.73	8.52	33.05
RMS	7.1235G	91.46	Inf	-Inf	80.25	3	Vertical	68.3	2.64	BP 1MHz	35.74	8.52	33.05
PK	7.1255G	77.13	88.20	-11.07	65.91	3	Vertical	68.3	2.64	BP 1MHz	35.75	8.52	33.05
RMS	7.1255G	68.09	68.20	-0.11	56.87	3	Vertical	68.3	2.64	BP 1MHz	35.75	8.52	33.05

6.875-7.125GHz_802.11be EHT20_Nss1,(MCS0)_2TX

7115MHz_TX

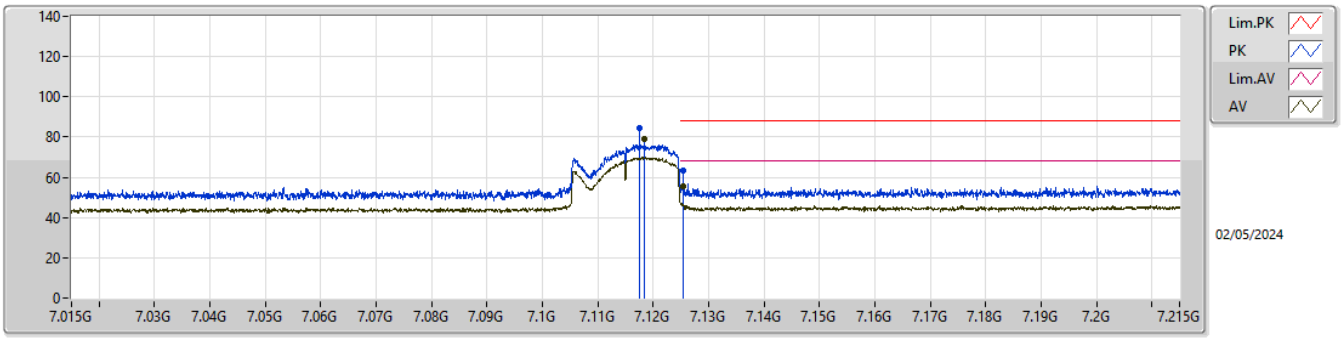

EUT Y_2TX
SET 25

Type	Freq	Level	Limit	Margin	Raw	Dist	Condition	Azimuth	Height	Comment	AF	CL	PA
	(Hz)	(dBuV/m)	(dBuV/m)	(dB)	(dBuV)	(m)		(°)	(m)		(dB)	(dB)	(dB)
PK	7.1175G	84.72	Inf	-Inf	73.54	3	Horizontal	313.8	3.00	25_BP 1MH	35.71	8.52	33.05
RMS	7.1185G	79.27	Inf	-Inf	68.09	3	Horizontal	313.8	3.00	25_BP 1MH	35.71	8.52	33.05
PK	7.1255G	63.59	88.20	-24.61	52.37	3	Horizontal	313.8	3.00	25_BP 1MH	35.75	8.52	33.05
RMS	7.1255G	55.58	68.20	-12.62	44.36	3	Horizontal	313.8	3.00	25_BP 1MH	35.75	8.52	33.05

6.875-7.125GHz_802.11be EHT20_Nss1,(MCS0)_2TX

7115MHz_TX

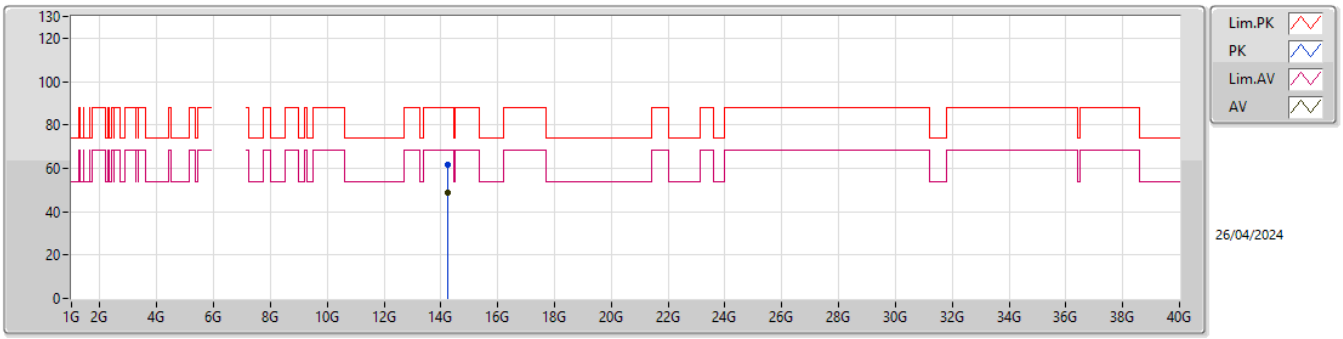

EUT Y_2TX
SET 25

Type	Freq	Level	Limit	Margin	Raw	Dist	Condition	Azimuth	Height	Comment	AF	CL	PA
	(Hz)	(dBuV/m)	(dBuV/m)	(dB)	(dBuV)	(m)		(°)	(m)		(dB)	(dB)	(dB)
PK	14.24598G	61.41	88.20	-26.79	71.93	3	Vertical	309	2.95	25	41.41	11.99	63.92
RMS	14.22872G	49.01	68.20	-19.19	59.54	3	Vertical	309	2.95	25	41.44	11.99	63.96

6.875-7.125GHz_802.11be EHT20_Nss1,(MCS0)_2TX

7115MHz_TX

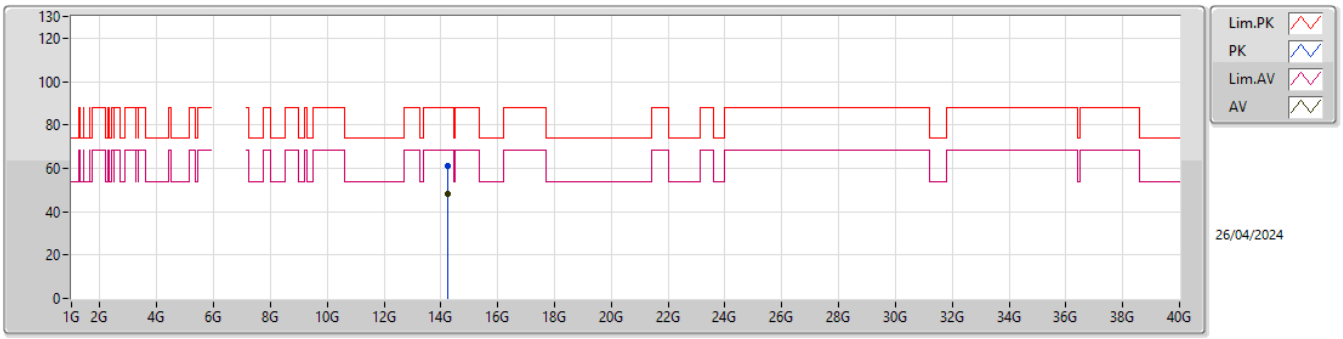

EUT Y_2TX
SET 25

Type	Freq	Level	Limit	Margin	Raw	Dist	Condition	Azimuth	Height	Comment	AF	CL	PA
	(Hz)	(dBuV/m)	(dBuV/m)	(dB)	(dBuV)	(m)		(°)	(m)		(dB)	(dB)	(dB)
PK	14.23735G	61.07	88.20	-27.13	71.59	3	Horizontal	48	1.79	25	41.43	11.99	63.94
RMS	14.23444G	48.41	68.20	-19.79	58.94	3	Horizontal	48	1.79	25	41.43	11.99	63.95

6.875-7.125GHz_802.11be EHT20_Nss1,(MCS0)_2TX

7115MHz_TX

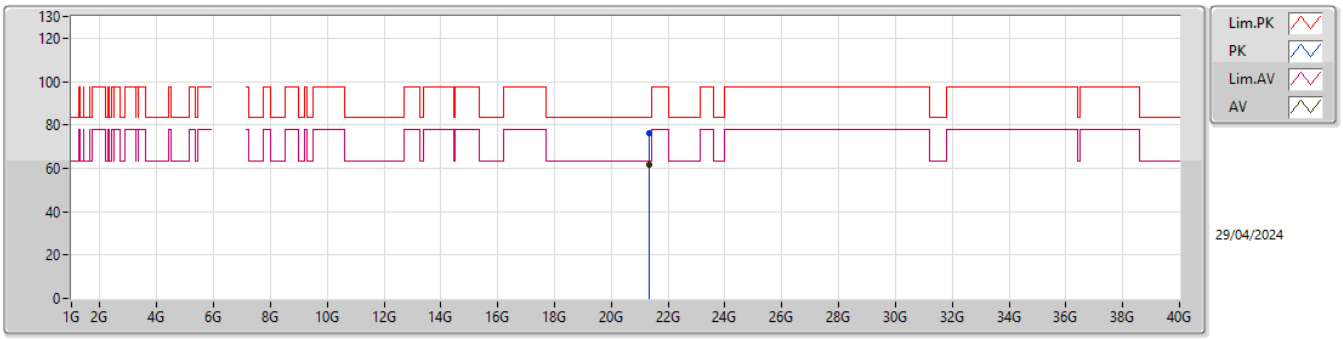

EUT Y_2TX
SET 23

Type	Freq	Level	Limit	Margin	Raw	Dist	Condition	Azimuth	Height	Comment	AF	CL	PA
	(Hz)	(dBuV/m)	(dBuV/m)	(dB)	(dBuV)	(m)		(°)	(m)		(dB)	(dB)	(dB)
PK	21.33022G	76.38	83.54	-7.16	70.62	1	Vertical	27	1.80	23	38.34	16.26	48.84
AV	21.34832G	61.69	63.54	-1.85	55.95	1	Vertical	27	1.80	23	38.30	16.28	48.84

6.875-7.125GHz_802.11be EHT20_Nss1,(MCS0)_2TX

7115MHz_TX

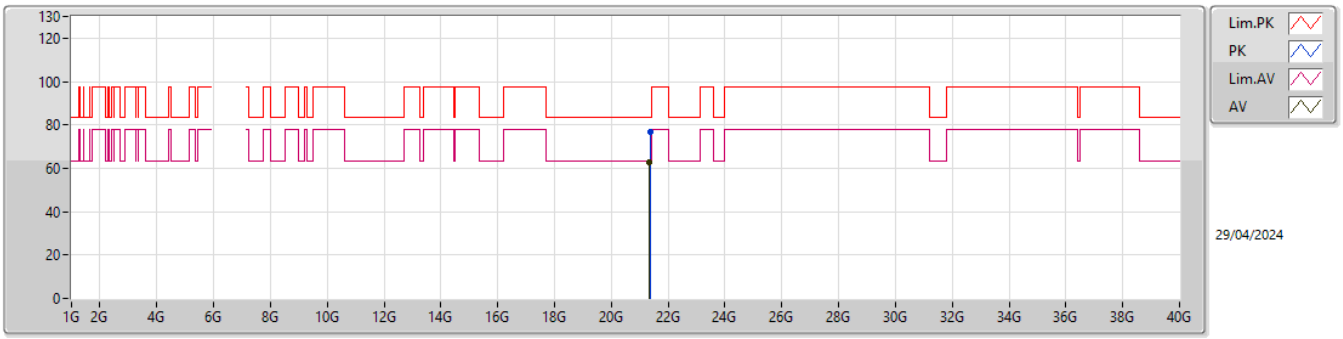

EUT Y_2TX
SET 23.5

Type	Freq	Level	Limit	Margin	Raw	Dist	Condition	Azimuth	Height	Comment	AF	CL	PA
	(Hz)	(dBuV/m)	(dBuV/m)	(dB)	(dBuV)	(m)		(°)	(m)		(dB)	(dB)	(dB)
PK	21.36058G	76.51	83.54	-7.03	70.70	1	Horizontal	22	1.57	23.5	38.36	16.29	48.84
AV	21.34708G	62.88	63.54	-0.66	57.13	1	Horizontal	22	1.57	23.5	38.31	16.28	48.84

5.925-6.425GHz_802.11be EHT40_Nss1,(MCS0)_2TX

5965MHz_TX

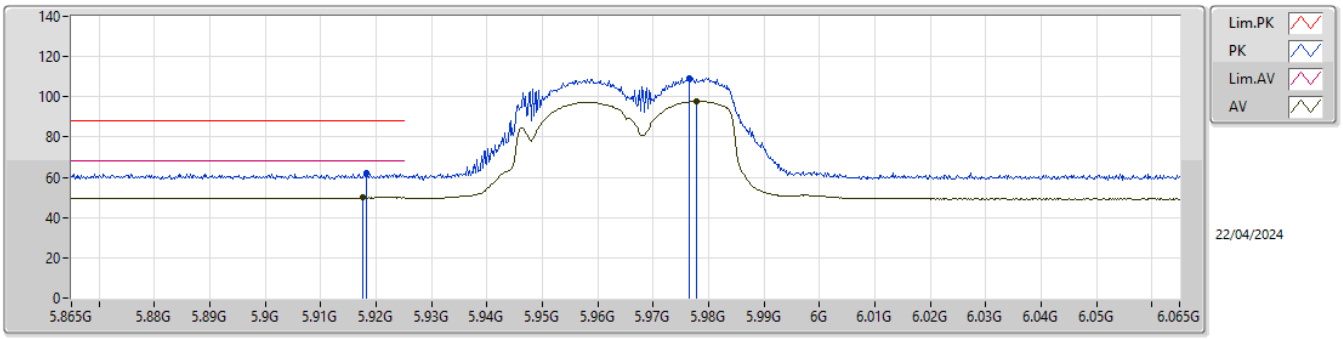

EUT Y_2TX
SET 12.5

Type	Freq	Level	Limit	Margin	Raw	Dist	Condition	Azimuth	Height	Comment	AF	CL	PA
	(Hz)	(dBuV/m)	(dBuV/m)	(dB)	(dBuV)	(m)		(°)	(m)		(dB)	(dB)	(dB)
PK	5.9182G	62.09	88.20	-26.11	55.02	3	Vertical	61	2.95	-	32.40	7.64	32.97
RMS	5.9176G	49.87	68.20	-18.33	42.80	3	Vertical	61	2.95	-	32.40	7.64	32.97
PK	5.9766G	109.48	Inf	-Inf	102.35	3	Vertical	61	2.95	-	32.45	7.67	32.99
RMS	5.9778G	97.74	Inf	-Inf	90.60	3	Vertical	61	2.95	-	32.46	7.67	32.99

5.925-6.425GHz_802.11be EHT40_Nss1,(MCS0)_2TX

5965MHz_TX

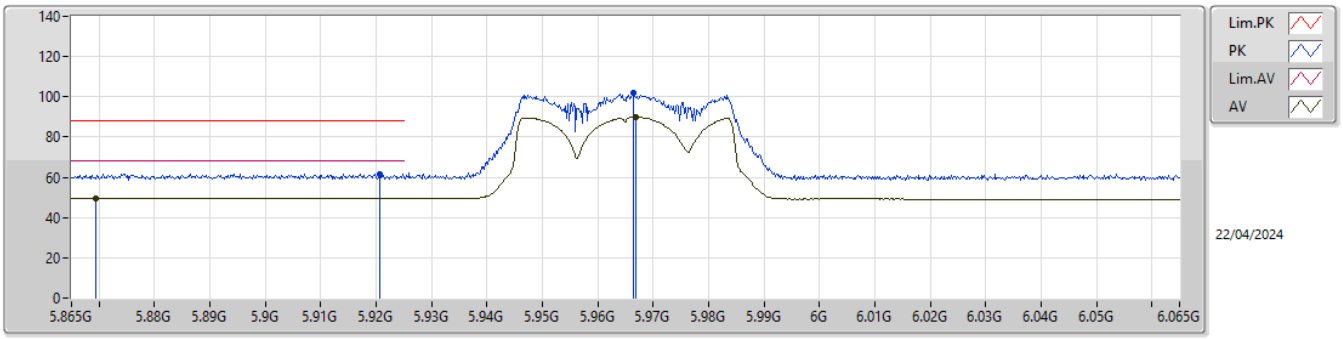

EUT Y_2TX
SET 12.5

Type	Freq	Level	Limit	Margin	Raw	Dist	Condition	Azimuth	Height	Comment	AF	CL	PA
	(Hz)	(dBuV/m)	(dBuV/m)	(dB)	(dBuV)	(m)		(°)	(m)		(dB)	(dB)	(dB)
PK	5.9206G	61.74	88.20	-26.46	54.67	3	Horizontal	307	2.95	-	32.40	7.64	32.97
RMS	5.8694G	49.70	68.20	-18.50	42.77	3	Horizontal	307	2.95	-	32.28	7.61	32.96
PK	5.9664G	101.70	Inf	-Inf	94.60	3	Horizontal	307	2.95	-	32.43	7.66	32.99
RMS	5.9668G	89.89	Inf	-Inf	82.79	3	Horizontal	307	2.95	-	32.43	7.66	32.99

5.925-6.425GHz_802.11be EHT40_Nss1,(MCS0)_2TX

5965MHz_TX

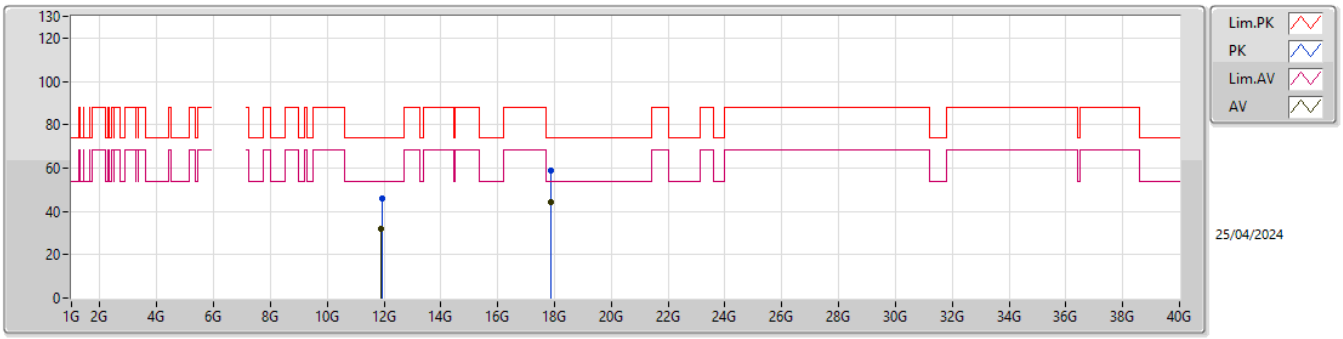

EUT Y_2TX
SET 25

Type	Freq	Level	Limit	Margin	Raw	Dist	Condition	Azimuth	Height	Comment	AF	CL	PA
	(Hz)	(dBuV/m)	(dBuV/m)	(dB)	(dBuV)	(m)		(°)	(m)		(dB)	(dB)	(dB)
PK	11.95278G	45.99	74.00	-28.01	61.66	3	Vertical	309	1.80	25	39.01	11.09	65.77
AV	11.9093G	32.11	54.00	-21.89	47.92	3	Vertical	309	1.80	25	38.92	11.07	65.80
PK	17.87894G	59.05	74.00	-14.95	61.77	3	Vertical	22	1.80	25	46.39	13.41	62.52
AV	17.88109G	44.46	54.00	-9.54	47.11	3	Vertical	22	1.80	25	46.45	13.41	62.51

5.925-6.425GHz_802.11be EHT40_Nss1,(MCS0)_2TX

5965MHz_TX

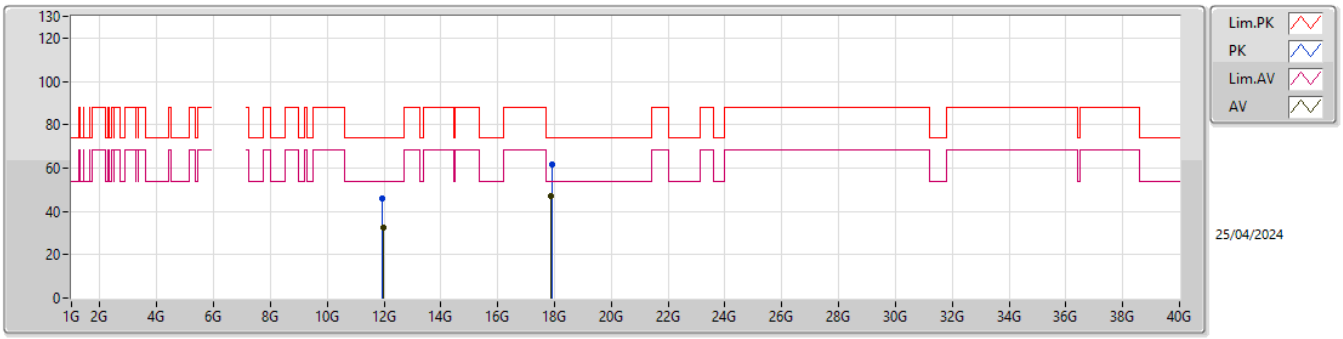

EUT Y_2TX
SET 25

Type	Freq	Level	Limit	Margin	Raw	Dist	Condition	Azimuth	Height	Comment	AF	CL	PA
	(Hz)	(dBuV/m)	(dBuV/m)	(dB)	(dBuV)	(m)		(°)	(m)		(dB)	(dB)	(dB)
PK	11.95637G	46.10	74.00	-27.90	61.76	3	Horizontal	342	1.80	25	39.01	11.10	65.77
AV	11.96708G	32.29	54.00	-21.71	47.92	3	Horizontal	342	1.80	25	39.03	11.10	65.76
PK	17.90379G	61.68	74.00	-12.32	63.75	3	Horizontal	13	1.80	25	46.98	13.42	62.47
AV	17.88525G	46.99	54.00	-7.01	49.53	3	Horizontal	13	1.80	25	46.55	13.41	62.50

5.925-6.425GHz_802.11be EHT40_Nss1,(MCS0)_2TX

5965MHz_TX

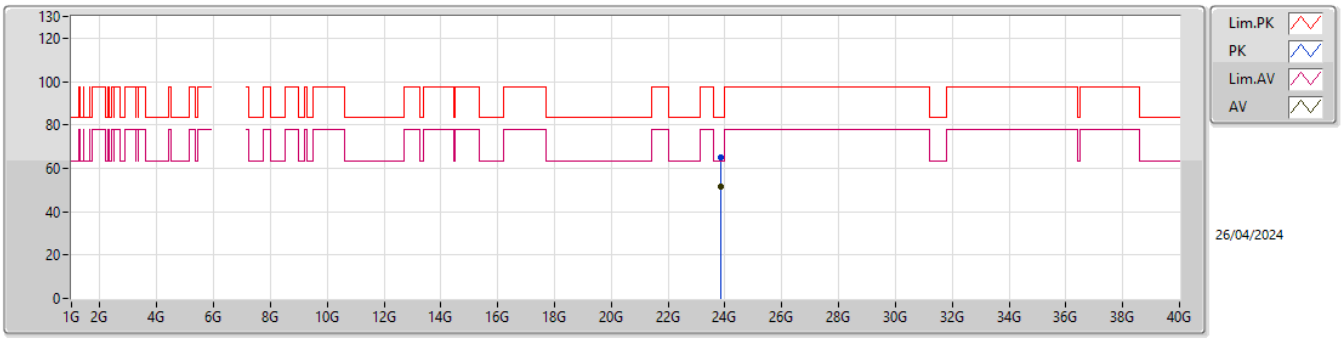

EUT Y_2TX
SET 25

Type	Freq	Level	Limit	Margin	Raw	Dist	Condition	Azimuth	Height	Comment	AF	CL	PA
	(Hz)	(dBuV/m)	(dBuV/m)	(dB)	(dBuV)	(m)		(°)	(m)		(dB)	(dB)	(dB)
PK	23.86879G	64.77	83.54	-18.77	55.77	1	Vertical	25	1.80	25	38.80	17.36	47.16
AV	23.86679G	51.50	63.54	-12.04	42.50	1	Vertical	25	1.80	25	38.80	17.36	47.16

5.925-6.425GHz_802.11be EHT40_Nss1,(MCS0)_2TX

5965MHz_TX

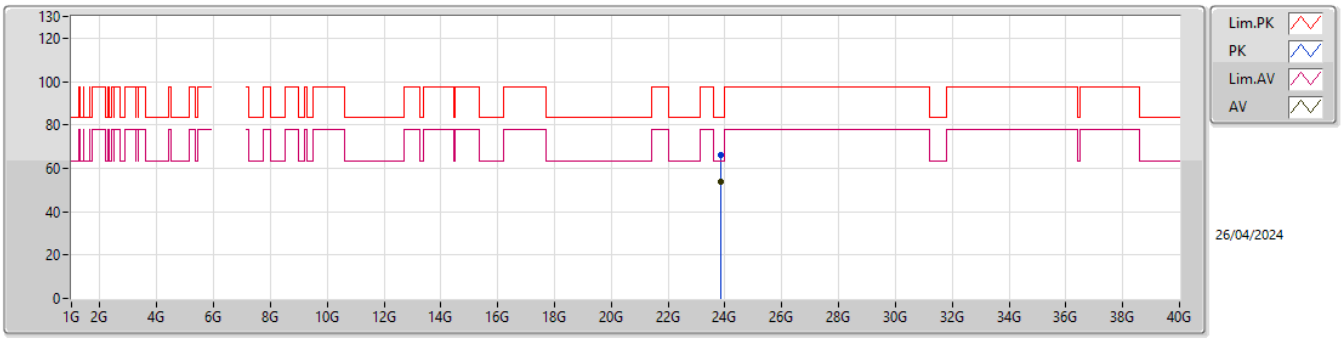

EUT Y_2TX
SET 25

Type	Freq	Level	Limit	Margin	Raw	Dist	Condition	Azimuth	Height	Comment	AF	CL	PA
	(Hz)	(dBuV/m)	(dBuV/m)	(dB)	(dBuV)	(m)		(°)	(m)		(dB)	(dB)	(dB)
PK	23.85784G	66.15	83.54	-17.39	57.15	1	Horizontal	345	1.80	25	38.80	17.36	47.16
AV	23.86024G	54.07	63.54	-9.47	45.07	1	Horizontal	345	1.80	25	38.80	17.36	47.16

5.925-6.425GHz_802.11be EHT40_Nss1,(MCS0)_2TX

6205MHz_TX

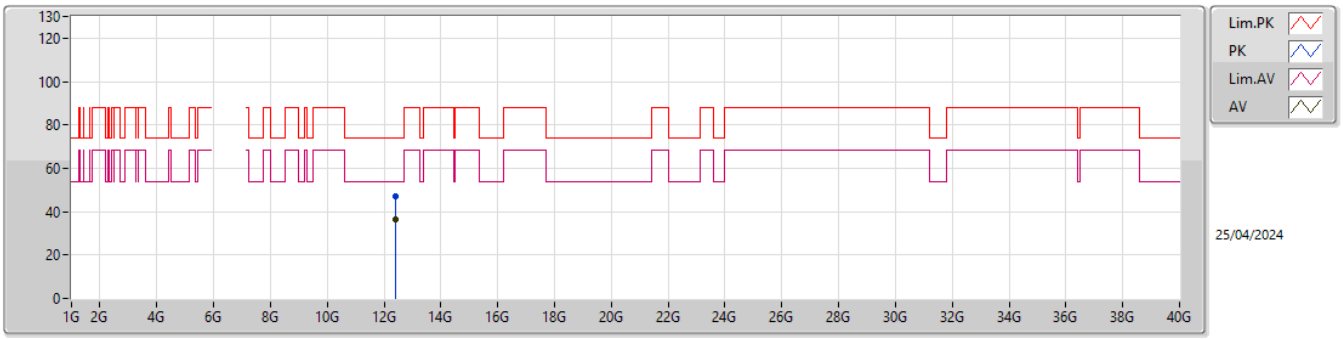

EUT Y_2TX
SET 25

Type	Freq	Level	Limit	Margin	Raw	Dist	Condition	Azimuth	Height	Comment	AF	CL	PA
	(Hz)	(dBuV/m)	(dBuV/m)	(dB)	(dBuV)	(m)		(°)	(m)		(dB)	(dB)	(dB)
PK	12.4104G	47.07	74.00	-26.93	62.42	3	Vertical	35	1.80	25	38.74	11.28	65.37
AV	12.40992G	36.27	54.00	-17.73	51.62	3	Vertical	35	1.80	25	38.74	11.28	65.37

5.925-6.425GHz_802.11be EHT40_Nss1,(MCS0)_2TX

6205MHz_TX

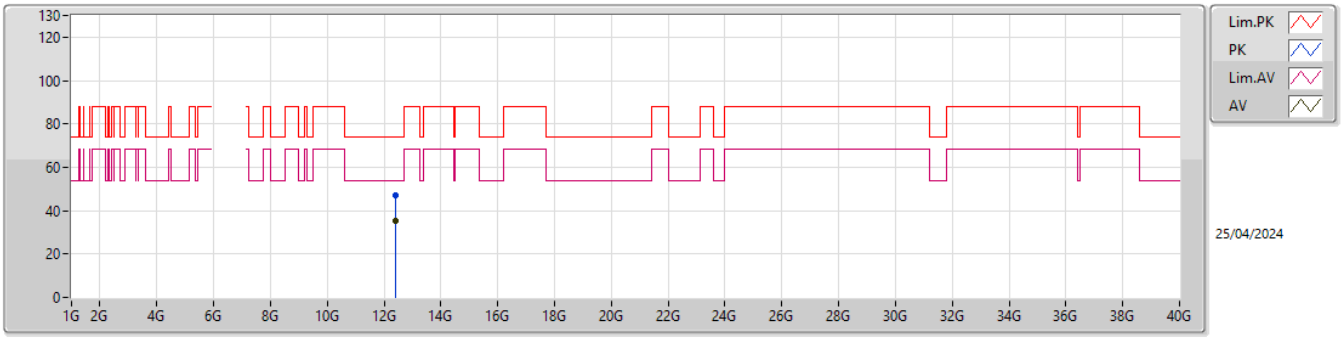

EUT Y_2TX
SET 25

Type	Freq	Level	Limit	Margin	Raw	Dist	Condition	Azimuth	Height	Comment	AF	CL	PA
	(Hz)	(dBuV/m)	(dBuV/m)	(dB)	(dBuV)	(m)		(°)	(m)		(dB)	(dB)	(dB)
PK	12.42543G	47.33	74.00	-26.67	62.76	3	Horizontal	94	1.80	25	38.65	11.28	65.36
AV	12.4104G	35.37	54.00	-18.63	50.72	3	Horizontal	94	1.80	25	38.74	11.28	65.37

5.925-6.425GHz_802.11be EHT40_Nss1,(MCS0)_2TX

6205MHz_TX

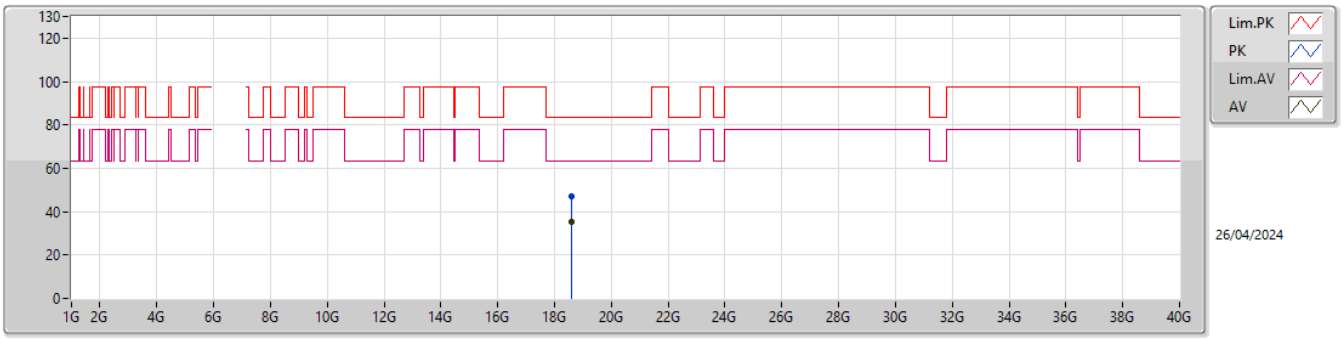

EUT Y_2TX
SET 25

Type	Freq	Level	Limit	Margin	Raw	Dist	Condition	Azimuth	Height	Comment	AF	CL	PA
	(Hz)	(dBuV/m)	(dBuV/m)	(dB)	(dBuV)	(m)		(°)	(m)		(dB)	(dB)	(dB)
PK	18.60221G	47.29	83.54	-36.25	43.93	1	Vertical	159	1.24	25	37.70	15.27	49.61
AV	18.61828G	35.48	63.54	-28.06	32.07	1	Vertical	159	1.24	25	37.74	15.27	49.60

5.925-6.425GHz_802.11be EHT40_Nss1,(MCS0)_2TX

6205MHz_TX

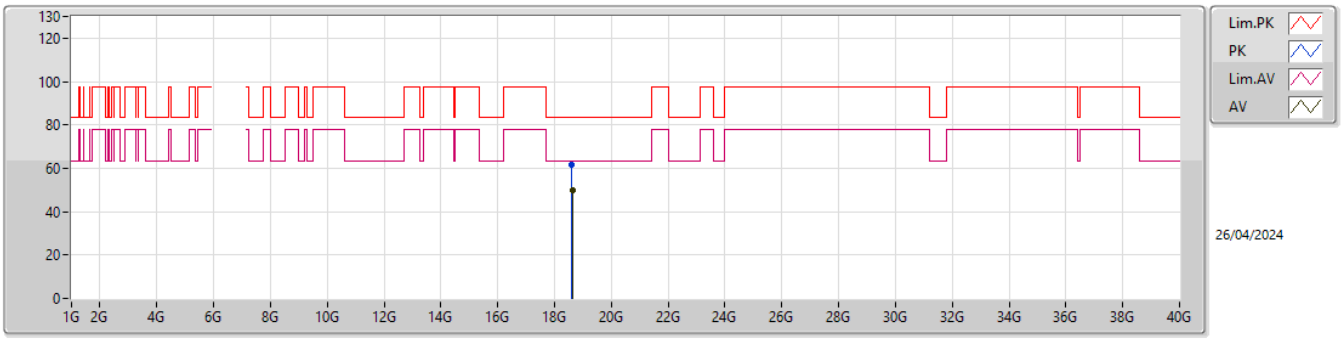

EUT Y_2TX
SET 25

Type	Freq	Level	Limit	Margin	Raw	Dist	Condition	Azimuth	Height	Comment	AF	CL	PA
	(Hz)	(dBuV/m)	(dBuV/m)	(dB)	(dBuV)	(m)		(°)	(m)		(dB)	(dB)	(dB)
PK	18.60637G	61.79	83.54	-21.75	58.42	1	Horizontal	11	1.81	25	37.71	15.27	49.61
AV	18.62459G	49.85	63.54	-13.69	46.43	1	Horizontal	11	1.81	25	37.75	15.27	49.60

5.925-6.425GHz_802.11be EHT40_Nss1,(MCS0)_2TX

6405MHz_TX

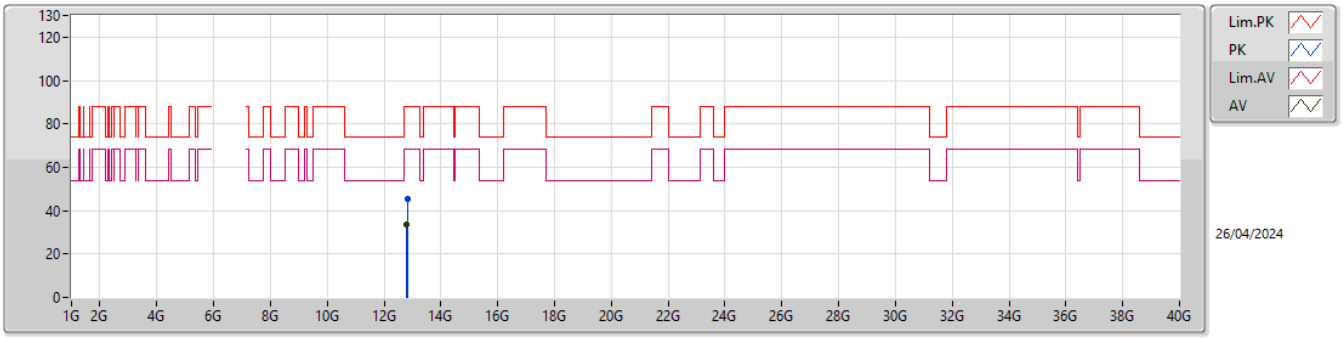

EUT Y_2TX
SET 25

Type	Freq	Level	Limit	Margin	Raw	Dist	Condition	Azimuth	Height	Comment	AF	CL	PA
	(Hz)	(dBuV/m)	(dBuV/m)	(dB)	(dBuV)	(m)		(°)	(m)		(dB)	(dB)	(dB)
PK	12.84541G	45.61	88.20	-42.59	60.13	3	Vertical	7	1.80	25	39.29	11.44	65.25
RMS	12.80984G	33.87	68.20	-34.33	48.47	3	Vertical	7	1.80	25	39.22	11.43	65.25

5.925-6.425GHz_802.11be EHT40_Nss1,(MCS0)_2TX

6405MHz_TX

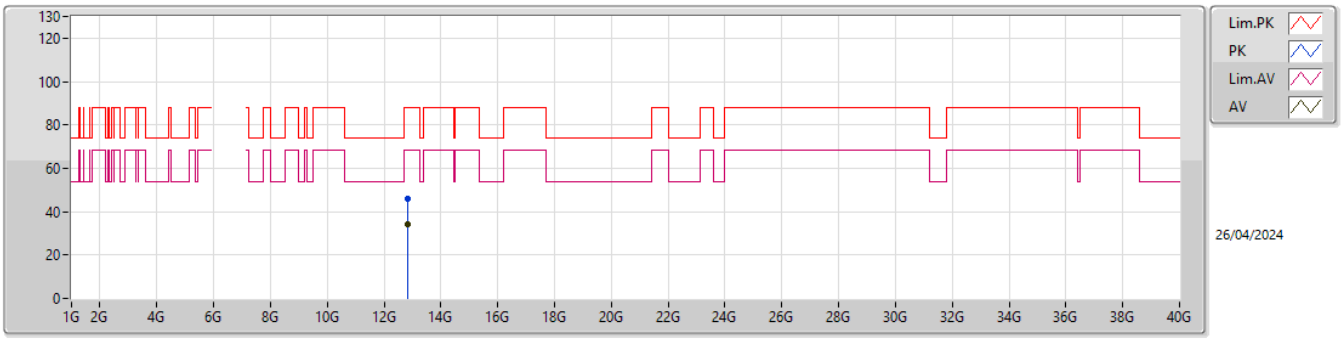

EUT Y_2TX
SET 25

Type	Freq	Level	Limit	Margin	Raw	Dist	Condition	Azimuth	Height	Comment	AF	CL	PA
	(Hz)	(dBuV/m)	(dBuV/m)	(dB)	(dBuV)	(m)		(°)	(m)		(dB)	(dB)	(dB)
PK	12.8458G	45.88	88.20	-42.32	60.40	3	Horizontal	341	1.80	25	39.29	11.44	65.25
RMS	12.84852G	34.04	68.20	-34.16	48.55	3	Horizontal	341	1.80	25	39.30	11.44	65.25

5.925-6.425GHz_802.11be EHT40_Nss1,(MCS0)_2TX

6405MHz_TX

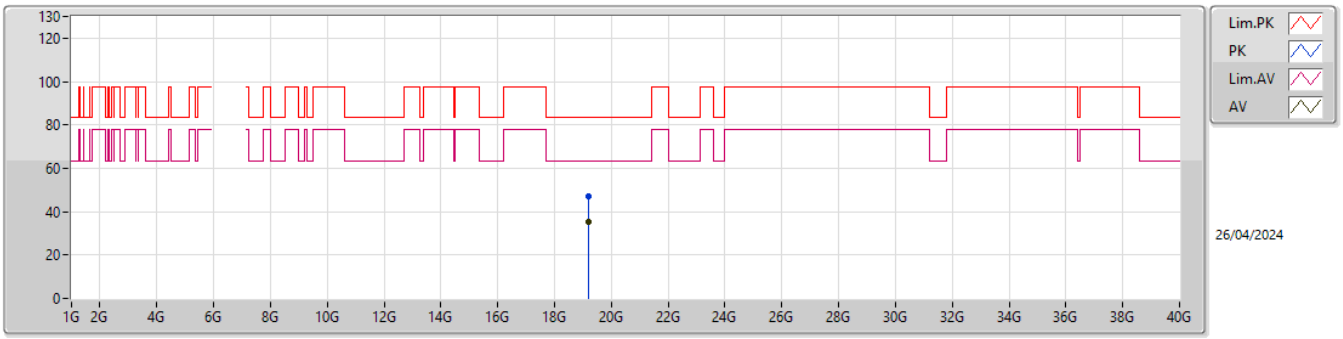

EUT Y_2TX
SET 25

Type	Freq	Level	Limit	Margin	Raw	Dist	Condition	Azimuth	Height	Comment	AF	CL	PA
	(Hz)	(dBuV/m)	(dBuV/m)	(dB)	(dBuV)	(m)		(°)	(m)		(dB)	(dB)	(dB)
PK	19.1983G	47.17	83.54	-36.37	43.41	1	Vertical	105	2.22	25	37.99	15.24	49.47
AV	19.21724G	35.46	63.54	-28.08	31.74	1	Vertical	105	2.22	25	37.97	15.24	49.49

5.925-6.425GHz_802.11be EHT40_Nss1,(MCS0)_2TX

6405MHz_TX

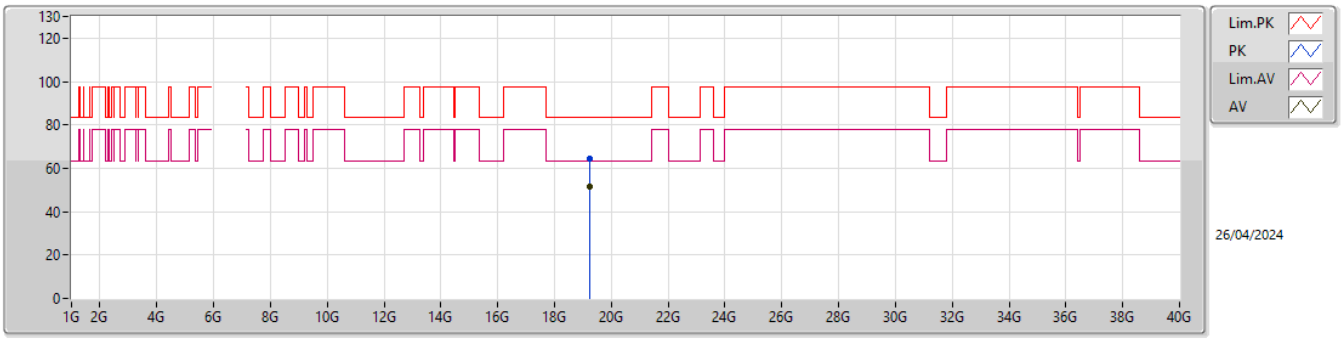

EUT Y_2TX
SET 25

Type	Freq	Level	Limit	Margin	Raw	Dist	Condition	Azimuth	Height	Comment	AF	CL	PA
	(Hz)	(dBuV/m)	(dBuV/m)	(dB)	(dBuV)	(m)		(°)	(m)		(dB)	(dB)	(dB)
PK	19.24489G	64.39	83.54	-19.15	60.75	1	Horizontal	47	1.70	25	37.91	15.24	49.51
AV	19.22659G	51.38	63.54	-12.16	47.68	1	Horizontal	47	1.70	25	37.95	15.24	49.49

6.425-6.525GHz_802.11be EHT40_Nss1,(MCS0)_2TX

6445MHz_TX

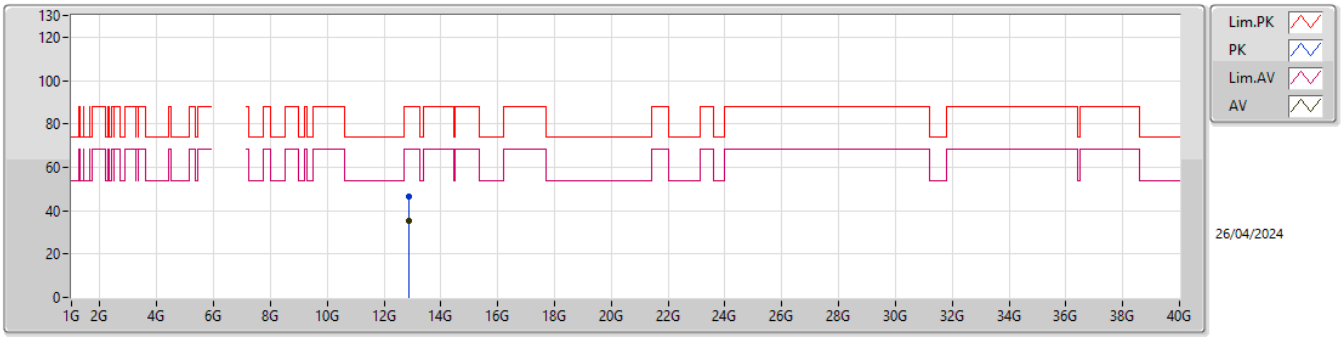

EUT Y_2TX
SET 25

Type	Freq	Level	Limit	Margin	Raw	Dist	Condition	Azimuth	Height	Comment	AF	CL	PA
	(Hz)	(dBuV/m)	(dBuV/m)	(dB)	(dBuV)	(m)		(°)	(m)		(dB)	(dB)	(dB)
PK	12.89008G	46.73	88.20	-41.47	61.21	3	Vertical	355	1.80	25	39.30	11.46	65.24
RMS	12.88984G	35.40	68.20	-32.80	49.88	3	Vertical	355	1.80	25	39.30	11.46	65.24

6.425-6.525GHz_802.11be EHT40_Nss1,(MCS0)_2TX

6445MHz_TX

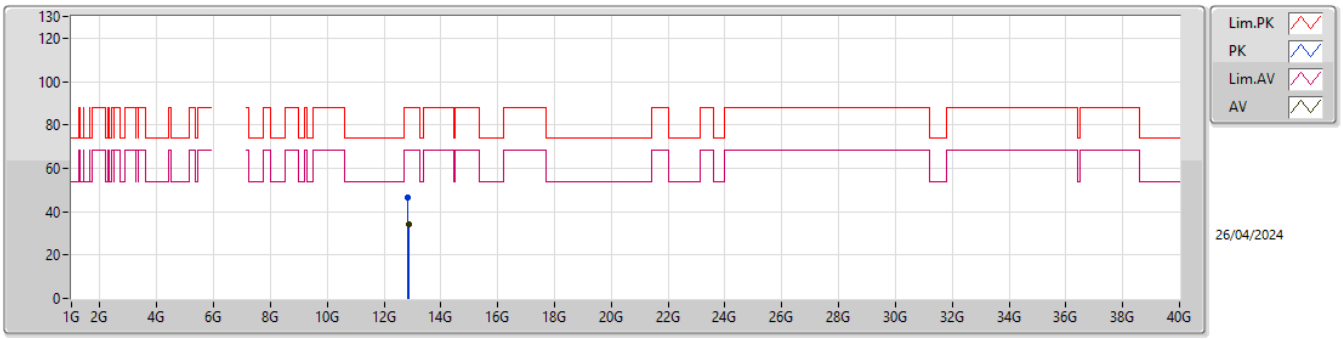

EUT Y_2TX
SET 25

Type	Freq	Level	Limit	Margin	Raw	Dist	Condition	Azimuth	Height	Comment	AF	CL	PA
	(Hz)	(dBuV/m)	(dBuV/m)	(dB)	(dBuV)	(m)		(°)	(m)		(dB)	(dB)	(dB)
PK	12.85268G	46.69	88.20	-41.51	61.20	3	Horizontal	83	1.80	25	39.30	11.44	65.25
RMS	12.8681G	34.30	68.20	-33.90	48.80	3	Horizontal	83	1.80	25	39.30	11.45	65.25

6.425-6.525GHz_802.11be EHT40_Nss1,(MCS0)_2TX

6445MHz_TX

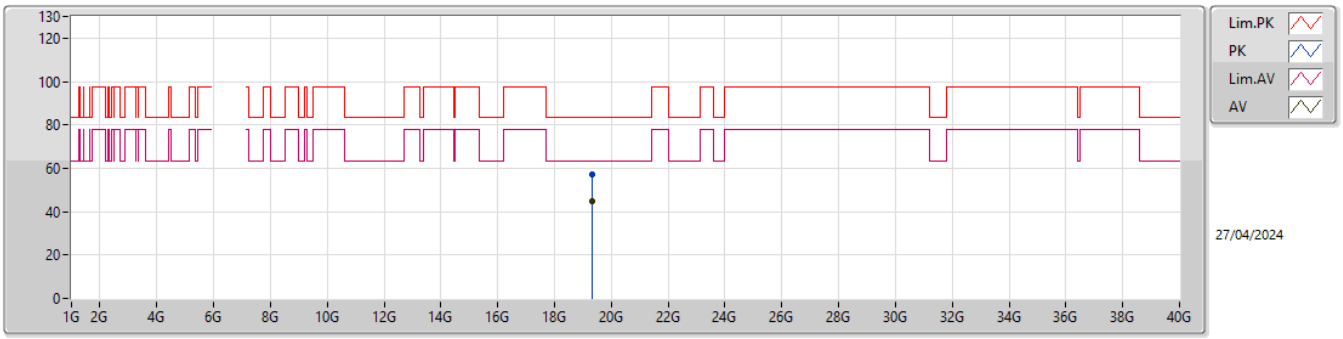

EUT Y_2TX
SET 25

Type	Freq	Level	Limit	Margin	Raw	Dist	Condition	Azimuth	Height	Comment	AF	CL	PA
	(Hz)	(dBuV/m)	(dBuV/m)	(dB)	(dBuV)	(m)		(°)	(m)		(dB)	(dB)	(dB)
PK	19.32421G	56.89	83.54	-26.65	53.32	1	Vertical	13	1.80	25	37.90	15.23	49.56
AV	19.32717G	44.89	63.54	-18.65	41.33	1	Vertical	13	1.80	25	37.89	15.23	49.56

6.425-6.525GHz_802.11be EHT40_Nss1,(MCS0)_2TX

6445MHz_TX

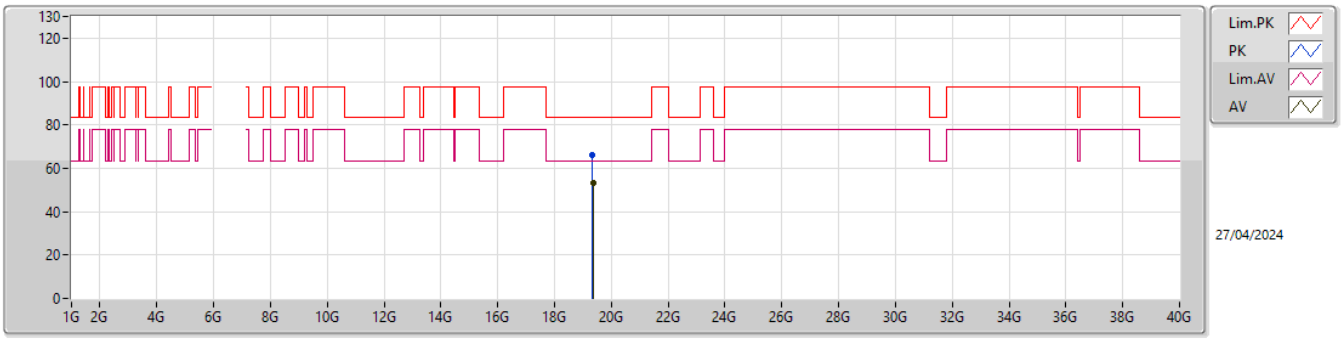

EUT Y_2TX
SET 25

Type	Freq	Level	Limit	Margin	Raw	Dist	Condition	Azimuth	Height	Comment	AF	CL	PA
	(Hz)	(dBuV/m)	(dBuV/m)	(dB)	(dBuV)	(m)		(°)	(m)		(dB)	(dB)	(dB)
PK	19.30951G	65.90	83.54	-17.64	62.26	1	Horizontal	48	1.75	25	37.96	15.23	49.55
AV	19.34811G	53.35	63.54	-10.19	49.89	1	Horizontal	48	1.75	25	37.81	15.23	49.58

6.425-6.525GHz_802.11be EHT40_Nss1,(MCS0)_2TX

6485MHz_TX

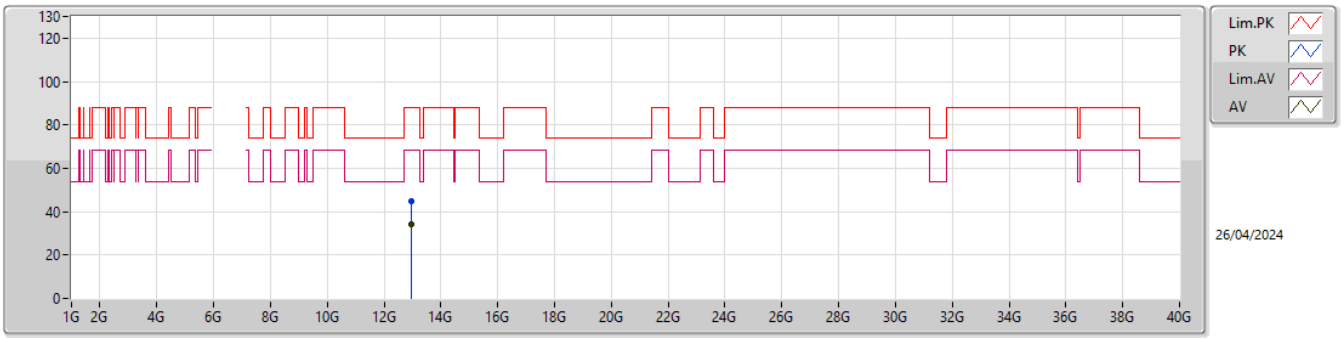

EUT Y_2TX
SET 25

Type	Freq	Level	Limit	Margin	Raw	Dist	Condition	Azimuth	Height	Comment	AF	CL	PA
	(Hz)	(dBuV/m)	(dBuV/m)	(dB)	(dBuV)	(m)		(°)	(m)		(dB)	(dB)	(dB)
PK	12.97743G	44.79	88.20	-43.41	59.24	3	Vertical	359	1.80	25	39.29	11.49	65.23
RMS	12.97G	34.35	68.20	-33.85	48.77	3	Vertical	359	1.80	25	39.32	11.49	65.23

6.425-6.525GHz_802.11be EHT40_Nss1,(MCS0)_2TX

6485MHz_TX

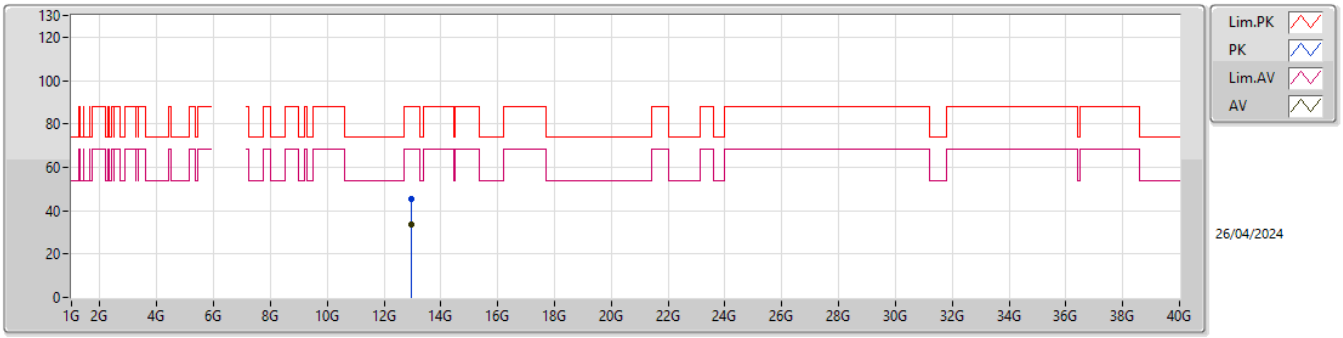

EUT Y_2TX
SET 25

Type	Freq	Level	Limit	Margin	Raw	Dist	Condition	Azimuth	Height	Comment	AF	CL	PA
	(Hz)	(dBuV/m)	(dBuV/m)	(dB)	(dBuV)	(m)		(°)	(m)		(dB)	(dB)	(dB)
PK	12.97544G	45.42	88.20	-42.78	59.86	3	Horizontal	1	1.80	25	39.30	11.49	65.23
RMS	12.97016G	33.85	68.20	-34.35	48.27	3	Horizontal	1	1.80	25	39.32	11.49	65.23

6.425-6.525GHz_802.11be EHT40_Nss1,(MCS0)_2TX

6485MHz_TX

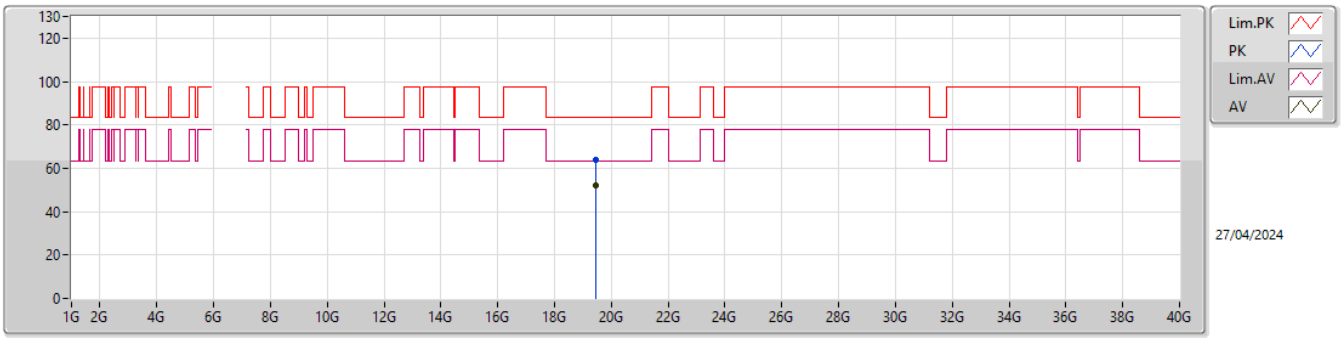

EUT Y_2TX
SET 25

Type	Freq	Level	Limit	Margin	Raw	Dist	Condition	Azimuth	Height	Comment	AF	CL	PA
	(Hz)	(dBuV/m)	(dBuV/m)	(dB)	(dBuV)	(m)		(°)	(m)		(dB)	(dB)	(dB)
PK	19.44861G	63.88	83.54	-19.66	60.49	1	Vertical	14	2.04	25	37.81	15.23	49.65
AV	19.45045G	52.08	63.54	-11.46	48.70	1	Vertical	14	2.04	25	37.80	15.23	49.65

6.425-6.525GHz_802.11be EHT40_Nss1,(MCS0)_2TX

6485MHz_TX

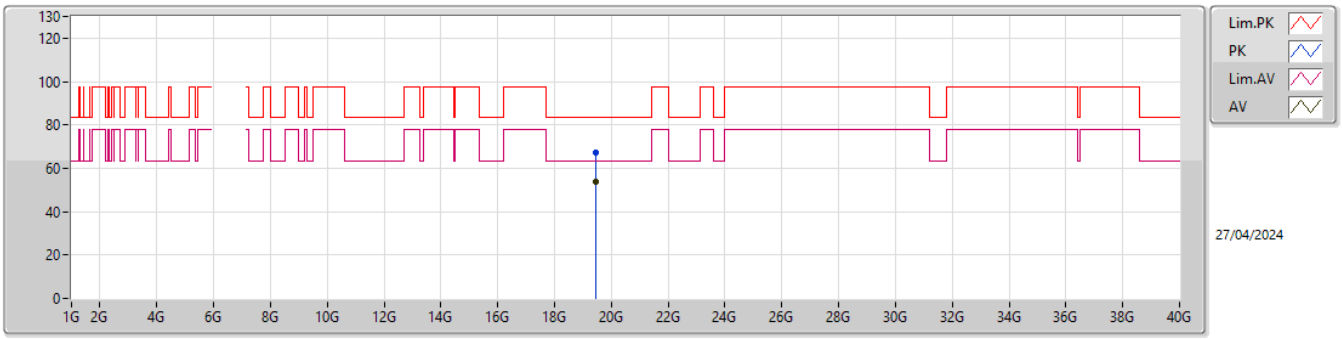

EUT Y_2TX
SET 25

Type	Freq	Level	Limit	Margin	Raw	Dist	Condition	Azimuth	Height	Comment	AF	CL	PA
	(Hz)	(dBuV/m)	(dBuV/m)	(dB)	(dBuV)	(m)		(°)	(m)		(dB)	(dB)	(dB)
PK	19.46907G	66.99	83.54	-16.55	63.54	1	Horizontal	354	1.80	25	37.88	15.23	49.66
AV	19.46875G	53.98	63.54	-9.56	50.54	1	Horizontal	354	1.80	25	37.87	15.23	49.66

6.425-6.525GHz_802.11be EHT40_Nss1,(MCS0)_2TX

6525MHz Straddle 6.425-6.525GHz_TX

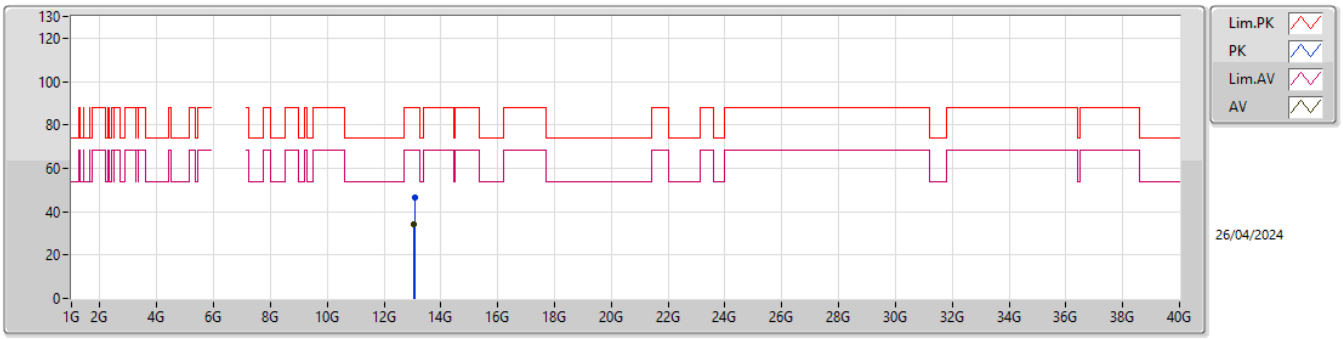

EUT Y_2TX
SET 25

Type	Freq	Level	Limit	Margin	Raw	Dist	Condition	Azimuth	Height	Comment	AF	CL	PA
	(Hz)	(dBuV/m)	(dBuV/m)	(dB)	(dBuV)	(m)		(°)	(m)		(dB)	(dB)	(dB)
PK	13.06758G	46.69	88.20	-41.51	61.19	3	Vertical	5	1.80	25	39.07	11.53	65.10
RMS	13.04984G	34.32	68.20	-33.88	48.93	3	Vertical	5	1.80	25	39.00	11.52	65.13

6.425-6.525GHz_802.11be EHT40_Nss1,(MCS0)_2TX

6525MHz Straddle 6.425-6.525GHz_TX

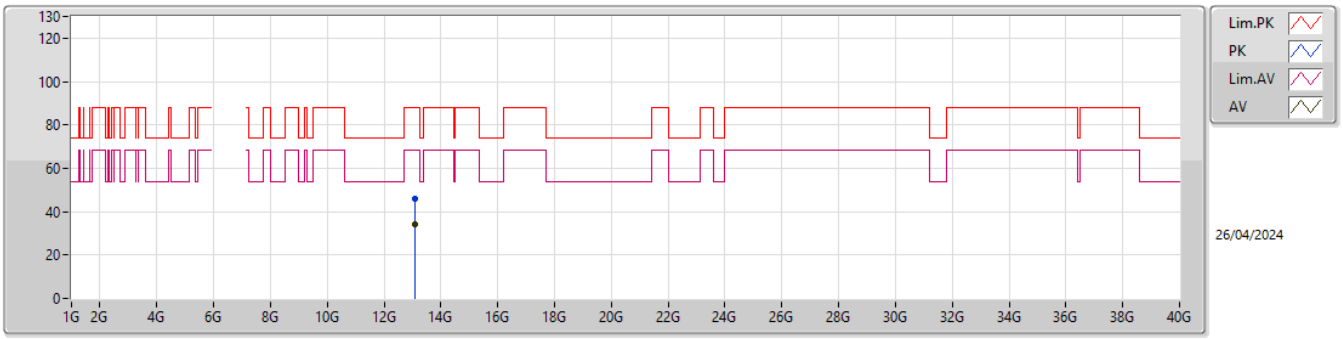

EUT Y_2TX
SET 25

Type	Freq	Level	Limit	Margin	Raw	Dist	Condition	Azimuth	Height	Comment	AF	CL	PA
	(Hz)	(dBuV/m)	(dBuV/m)	(dB)	(dBuV)	(m)		(°)	(m)		(dB)	(dB)	(dB)
PK	13.0691G	46.16	88.20	-42.04	60.65	3	Horizontal	142	1.80	25	39.08	11.53	65.10
RMS	13.06846G	34.19	68.20	-34.01	48.69	3	Horizontal	142	1.80	25	39.07	11.53	65.10

6.425-6.525GHz_802.11be EHT40_Nss1,(MCS0)_2TX

6525MHz Straddle 6.425-6.525GHz_TX

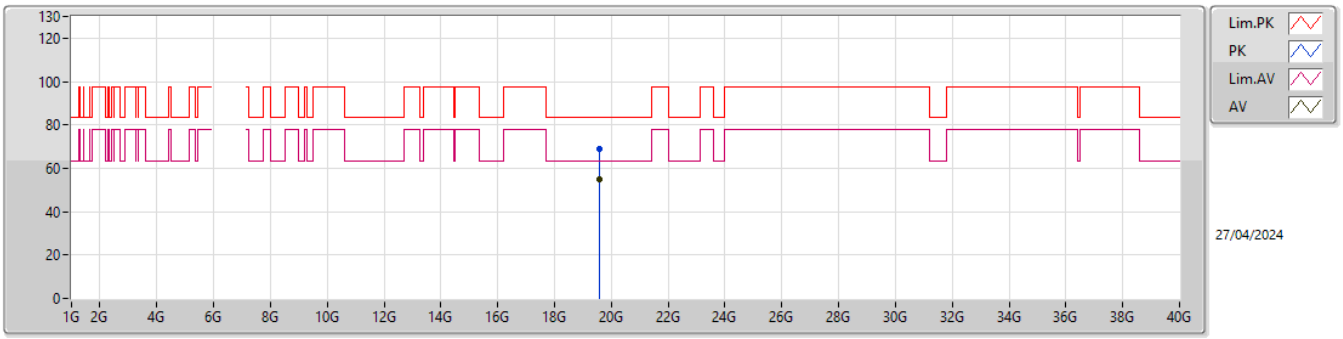

EUT Y_2TX
SET 25

Type	Freq	Level	Limit	Margin	Raw	Dist	Condition	Azimuth	Height	Comment	AF	CL	PA
	(Hz)	(dBuV/m)	(dBuV/m)	(dB)	(dBuV)	(m)		(°)	(m)		(dB)	(dB)	(dB)
PK	19.58403G	68.91	83.54	-14.63	65.40	1	Vertical	325	1.98	25	37.90	15.22	49.61
AV	19.58307G	54.73	63.54	-8.81	51.22	1	Vertical	325	1.98	25	37.90	15.22	49.61

6.425-6.525GHz_802.11be EHT40_Nss1,(MCS0)_2TX

6525MHz Straddle 6.425-6.525GHz_TX

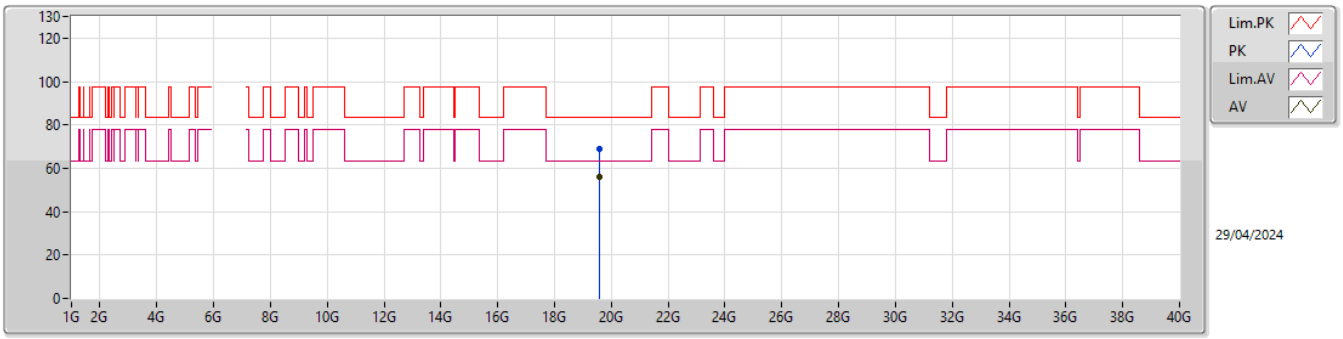

EUT Y_2TX
SET 25

Type	Freq	Level	Limit	Margin	Raw	Dist	Condition	Azimuth	Height	Comment	AF	CL	PA
	(Hz)	(dBuV/m)	(dBuV/m)	(dB)	(dBuV)	(m)		(°)	(m)		(dB)	(dB)	(dB)
PK	19.57556G	69.12	83.54	-14.42	65.57	1	Horizontal	44	1.97	25	37.95	15.22	49.62
AV	19.57476G	56.21	63.54	-7.33	52.66	1	Horizontal	44	1.97	25	37.95	15.22	49.62

6.525-6.875GHz_802.11be EHT40_Nss1,(MCS0)_2TX

6565MHz_TX

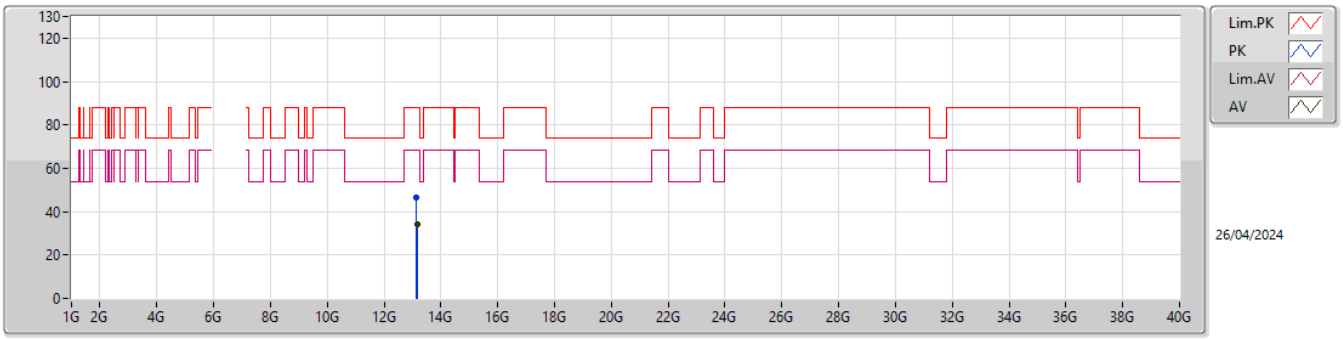

EUT Y_2TX
SET 25

Type	Freq	Level	Limit	Margin	Raw	Dist	Condition	Azimuth	Height	Comment	AF	CL	PA
	(Hz)	(dBuV/m)	(dBuV/m)	(dB)	(dBuV)	(m)		(°)	(m)		(dB)	(dB)	(dB)
PK	13.14031G	46.37	88.20	-41.83	60.42	3	Vertical	138	1.80	25	39.36	11.55	64.96
RMS	13.16948G	34.38	68.20	-33.82	48.40	3	Vertical	138	1.80	25	39.32	11.56	64.90

6.525-6.875GHz_802.11be EHT40_Nss1,(MCS0)_2TX

6565MHz_TX

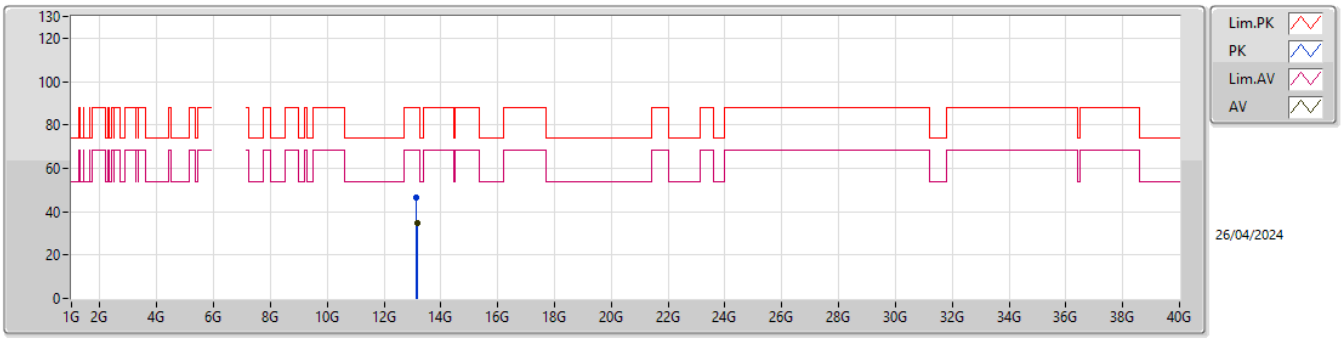

EUT Y_2TX
SET 25

Type	Freq	Level	Limit	Margin	Raw	Dist	Condition	Azimuth	Height	Comment	AF	CL	PA
	(Hz)	(dBuV/m)	(dBuV/m)	(dB)	(dBuV)	(m)		(°)	(m)		(dB)	(dB)	(dB)
PK	13.132G	46.65	88.20	-41.55	60.74	3	Horizontal	200	1.80	25	39.33	11.55	64.97
RMS	13.16988G	34.85	68.20	-33.35	48.87	3	Horizontal	200	1.80	25	39.32	11.56	64.90

6.525-6.875GHz_802.11be EHT40_Nss1,(MCS0)_2TX

6565MHz_TX

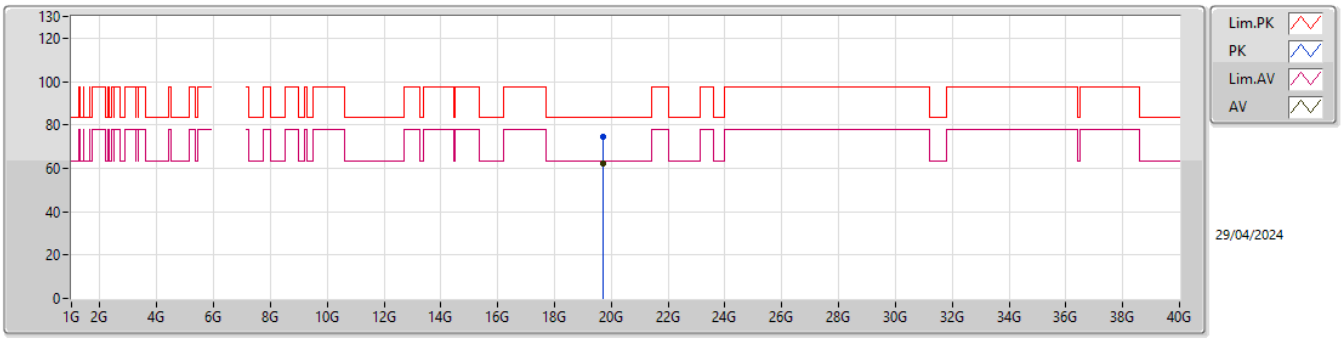

EUT Y_2TX
SET 24

Type	Freq	Level	Limit	Margin	Raw	Dist	Condition	Azimuth	Height	Comment	AF	CL	PA
	(Hz)	(dBuV/m)	(dBuV/m)	(dB)	(dBuV)	(m)		(°)	(m)		(dB)	(dB)	(dB)
PK	19.70811G	74.62	83.54	-8.92	71.10	1	Vertical	12	1.87	24	37.82	15.21	49.51
AV	19.68845G	62.34	63.54	-1.20	58.78	1	Vertical	12	1.87	24	37.87	15.22	49.53

6.525-6.875GHz_802.11be EHT40_Nss1,(MCS0)_2TX

6565MHz_TX

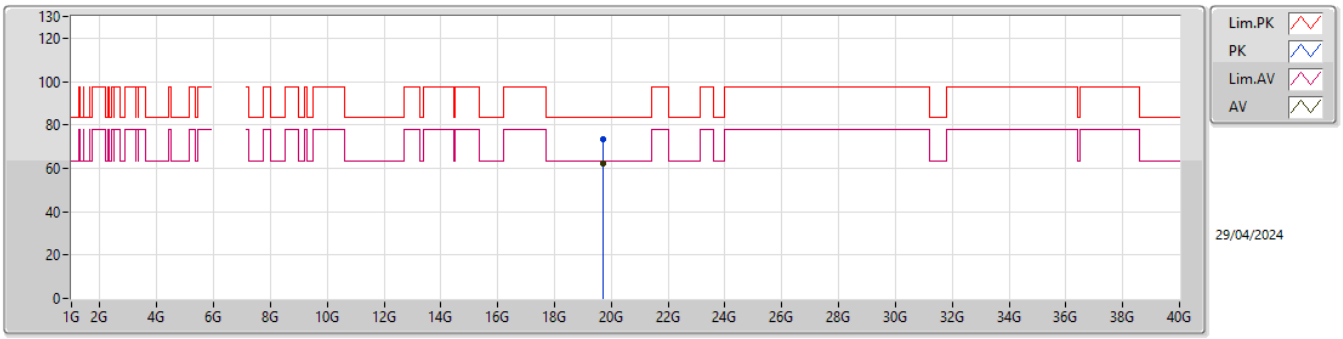

EUT Y_2TX
SET 24

Type	Freq	Level	Limit	Margin	Raw	Dist	Condition	Azimuth	Height	Comment	AF	CL	PA
	(Hz)	(dBuV/m)	(dBuV/m)	(dB)	(dBuV)	(m)		(°)	(m)		(dB)	(dB)	(dB)
PK	19.69212G	73.54	83.54	-10.00	69.99	1	Horizontal	331	1.76	24	37.85	15.22	49.52
AV	19.6906G	62.45	63.54	-1.09	58.89	1	Horizontal	333	1.72	24	37.86	15.22	49.52

6.525-6.875GHz_802.11be EHT40_Nss1,(MCS0)_2TX

6685MHz_TX

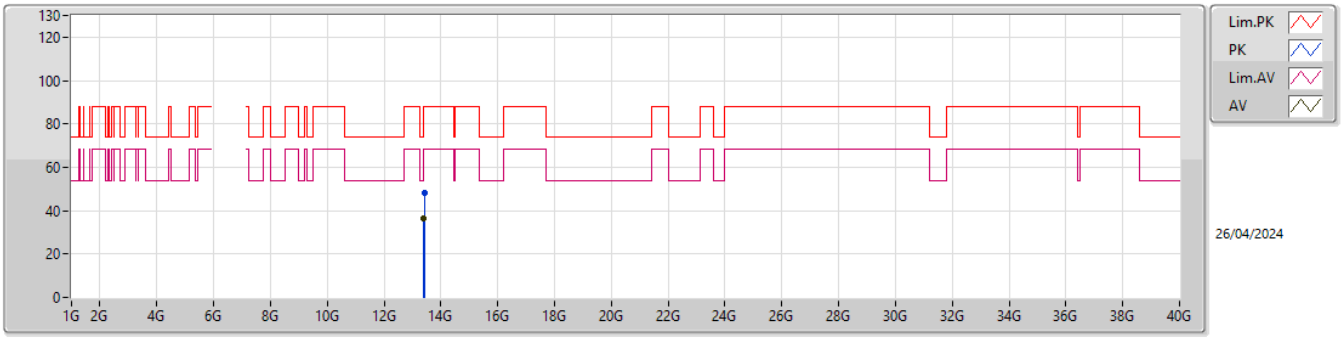

EUT Y_2TX
SET 25

Type	Freq	Level	Limit	Margin	Raw	Dist	Condition	Azimuth	Height	Comment	AF	CL	PA
	(Hz)	(dBuV/m)	(dBuV/m)	(dB)	(dBuV)	(m)		(°)	(m)		(dB)	(dB)	(dB)
PK	13.40948G	48.45	88.20	-39.75	61.39	3	Vertical	256	1.80	25	39.84	11.66	64.44
RMS	13.40716G	36.27	68.20	-31.93	49.23	3	Vertical	256	1.80	25	39.83	11.65	64.44

6.525-6.875GHz_802.11be EHT40_Nss1,(MCS0)_2TX

6685MHz_TX

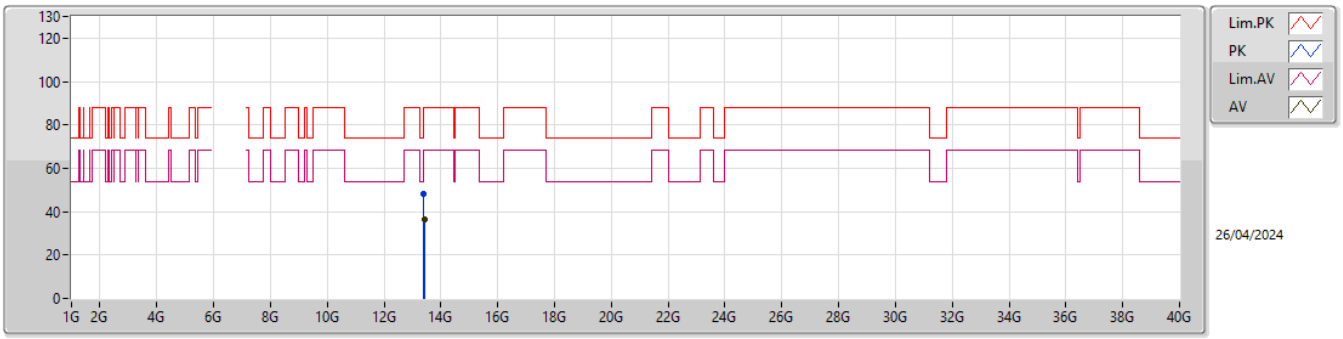

EUT Y_2TX
SET 25

Type	Freq	Level	Limit	Margin	Raw	Dist	Condition	Azimuth	Height	Comment	AF	CL	PA
	(Hz)	(dBuV/m)	(dBuV/m)	(dB)	(dBuV)	(m)		(°)	(m)		(dB)	(dB)	(dB)
PK	13.40695G	48.14	88.20	-40.06	61.10	3	Horizontal	252	1.80	25	39.83	11.65	64.44
RMS	13.40915G	36.23	68.20	-31.97	49.17	3	Horizontal	252	1.80	25	39.84	11.66	64.44