5.925-6.425GHz_802.11be EHT320_Nss1,(MCS0)_4TX

6105MHz_TX

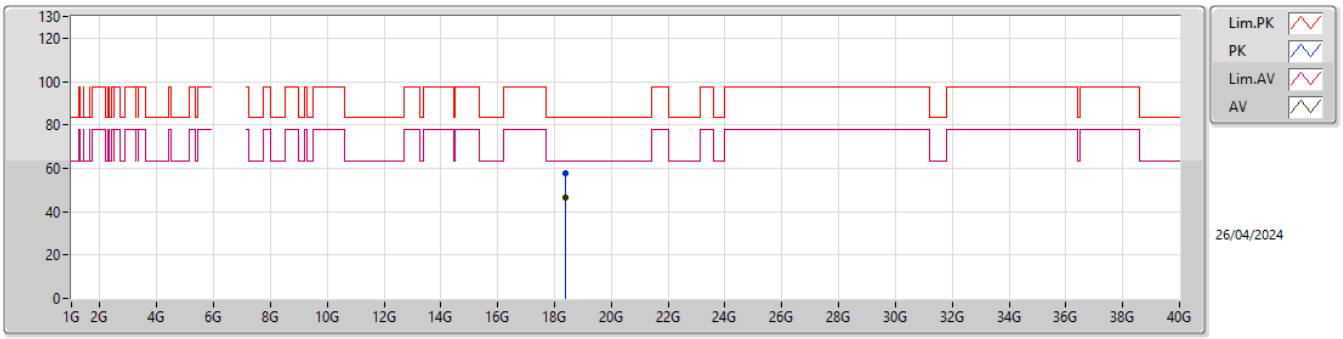

EUT Y_4TX
SET 25

Type	Freq	Level	Limit	Margin	Raw	Dist	Condition	Azimuth	Height	Comment	AF	CL	PA
	(Hz)	(dBuV/m)	(dBuV/m)	(dB)	(dBuV)	(m)		(°)	(m)		(dB)	(dB)	(dB)
PK	18.36871G	57.94	83.54	-25.60	54.67	1	Vertical	2	1.80	25	37.61	15.28	49.62
AV	18.39044G	46.54	63.54	-17.00	43.15	1	Vertical	2	1.80	25	37.74	15.28	49.63

5.925-6.425GHz_802.11be EHT320_Nss1,(MCS0)_4TX

6105MHz_TX

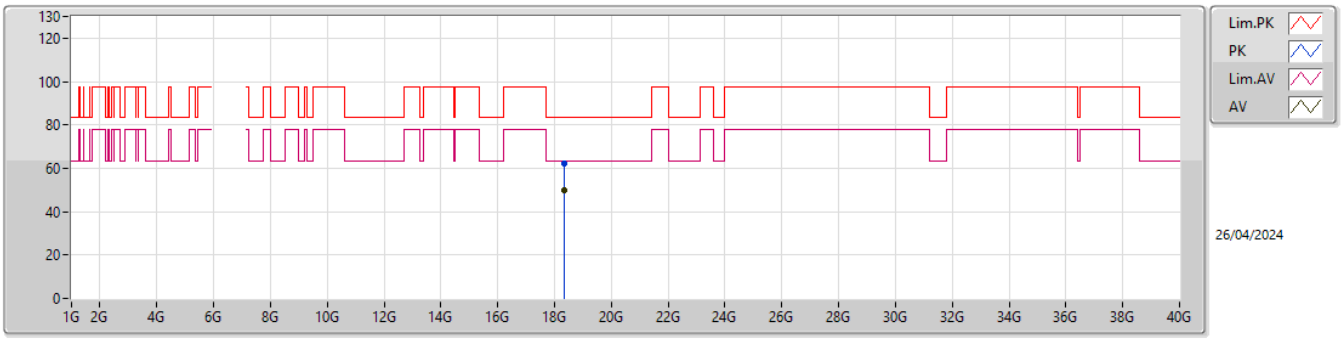

EUT Y_4TX
SET 25

Type	Freq	Level	Limit	Margin	Raw	Dist	Condition	Azimuth	Height	Comment	AF	CL	PA
	(Hz)	(dBuV/m)	(dBuV/m)	(dB)	(dBuV)	(m)		(°)	(m)		(dB)	(dB)	(dB)
PK	18.34953G	62.18	83.54	-21.36	59.01	1	Horizontal	29	1.75	25	37.50	15.28	49.61
AV	18.33098G	50.13	63.54	-13.41	46.95	1	Horizontal	29	1.75	25	37.50	15.28	49.60

5.925-6.425GHz_802.11be EHT320_Nss1,(MCS0)_4TX

6265MHz_TX

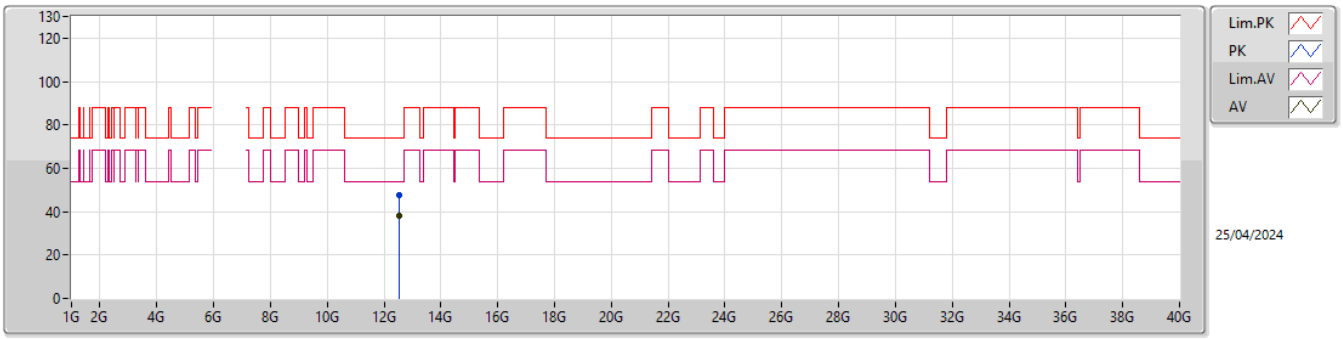

EUT Y_4TX
SET 25

Type	Freq	Level	Limit	Margin	Raw	Dist	Condition	Azimuth	Height	Comment	AF	CL	PA
	(Hz)	(dBuV/m)	(dBuV/m)	(dB)	(dBuV)	(m)		(°)	(m)		(dB)	(dB)	(dB)
PK	12.53G	47.86	74.00	-26.14	63.33	3	Vertical	10	1.80	25	38.50	11.32	65.29
AV	12.53G	37.90	54.00	-16.10	53.37	3	Vertical	10	1.80	25	38.50	11.32	65.29

5.925-6.425GHz_802.11be EHT320_Nss1,(MCS0)_4TX

6265MHz_TX

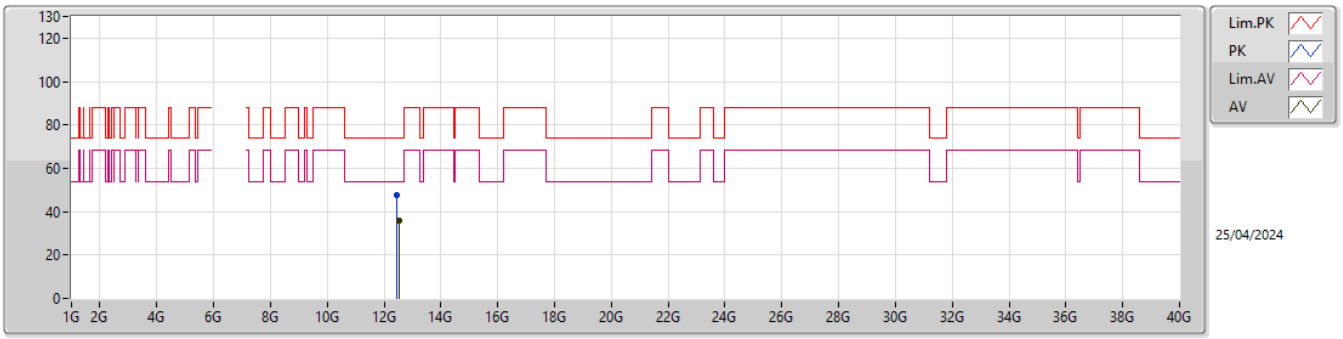

EUT Y_4TX
SET 25

Type	Freq	Level	Limit	Margin	Raw	Dist	Condition	Azimuth	Height	Comment	AF	CL	PA
	(Hz)	(dBuV/m)	(dBuV/m)	(dB)	(dBuV)	(m)		(°)	(m)		(dB)	(dB)	(dB)
PK	12.42834G	47.39	74.00	-26.61	62.83	3	Horizontal	352	1.80	25	38.63	11.28	65.35
AV	12.53G	35.72	54.00	-18.28	51.19	3	Horizontal	352	1.80	25	38.50	11.32	65.29

5.925-6.425GHz_802.11be EHT320_Nss1,(MCS0)_4TX

6265MHz_TX

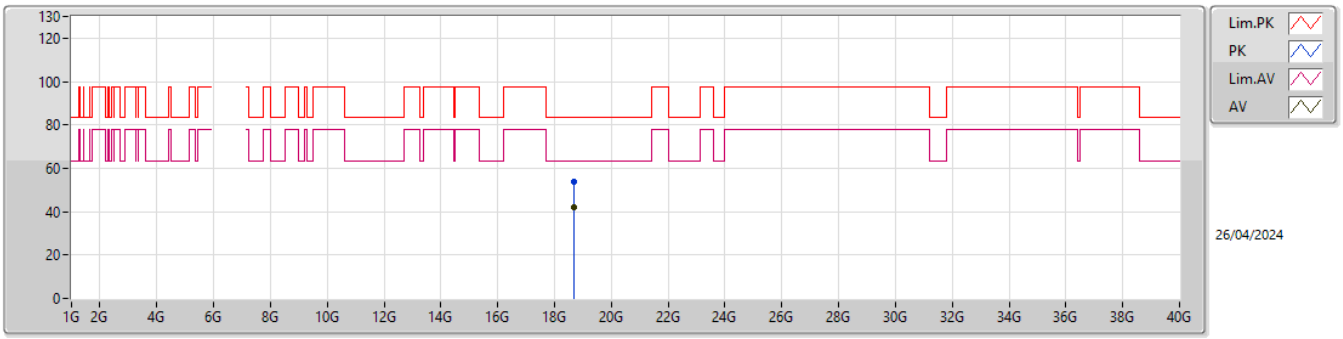

EUT Y_4TX
SET 25

Type	Freq	Level	Limit	Margin	Raw	Dist	Condition	Azimuth	Height	Comment	AF	CL	PA
	(Hz)	(dBuV/m)	(dBuV/m)	(dB)	(dBuV)	(m)		(°)	(m)		(dB)	(dB)	(dB)
PK	18.67992G	54.00	83.54	-29.54	50.61	1	Vertical	50	1.80	25	37.68	15.27	49.56
AV	18.69974G	42.09	63.54	-21.45	38.76	1	Vertical	50	1.80	25	37.60	15.27	49.54

5.925-6.425GHz_802.11be EHT320_Nss1,(MCS0)_4TX

6265MHz_TX

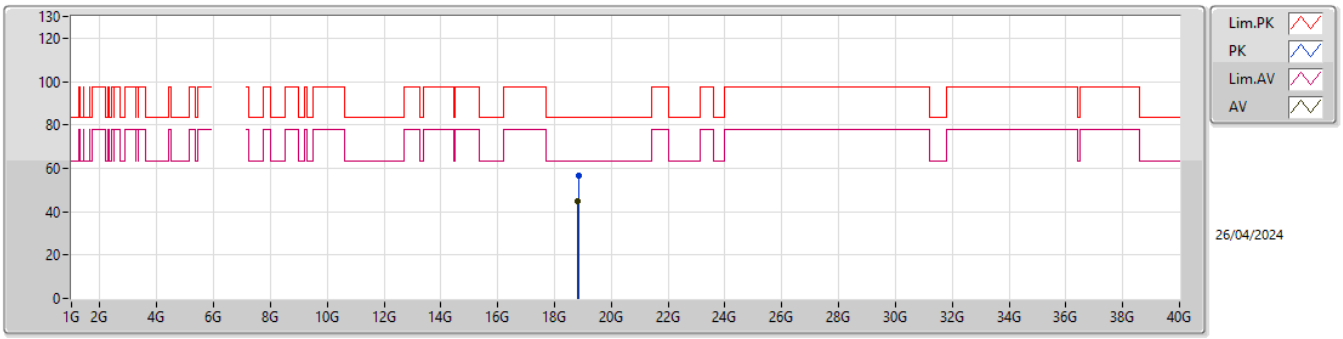

EUT Y_4TX
SET 25

Type	Freq	Level	Limit	Margin	Raw	Dist	Condition	Azimuth	Height	Comment	AF	CL	PA
	(Hz)	(dBuV/m)	(dBuV/m)	(dB)	(dBuV)	(m)		(°)	(m)		(dB)	(dB)	(dB)
PK	18.86533G	56.38	83.54	-27.16	52.52	1	Horizontal	2	1.80	25	38.03	15.26	49.43
AV	18.80715G	44.74	63.54	-18.80	41.12	1	Horizontal	2	1.80	25	37.83	15.26	49.47

5.925-6.425GHz_802.11be EHT320_Nss1,(MCS0)_4TX

6425MHz Straddle 5.925-6.425GHz_TX

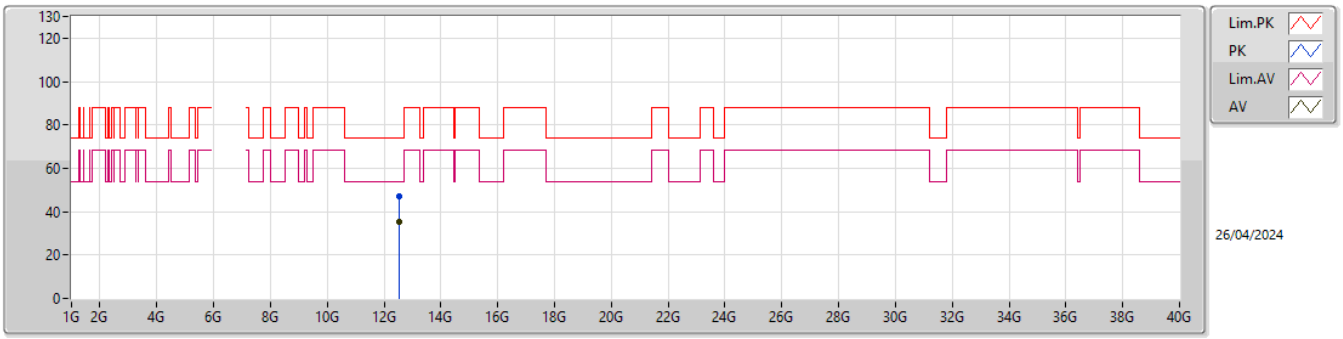

EUT Y_4TX
SET 25

Type	Freq	Level	Limit	Margin	Raw	Dist	Condition	Azimuth	Height	Comment	AF	CL	PA
	(Hz)	(dBuV/m)	(dBuV/m)	(dB)	(dBuV)	(m)		(°)	(m)		(dB)	(dB)	(dB)
PK	12.53352G	46.86	74.00	-27.14	62.33	3	Vertical	1	1.80	25	38.50	11.32	65.29
AV	12.5463G	35.25	54.00	-18.75	50.70	3	Vertical	1	1.80	25	38.50	11.33	65.28

5.925-6.425GHz_802.11be EHT320_Nss1,(MCS0)_4TX

6425MHz Straddle 5.925-6.425GHz_TX

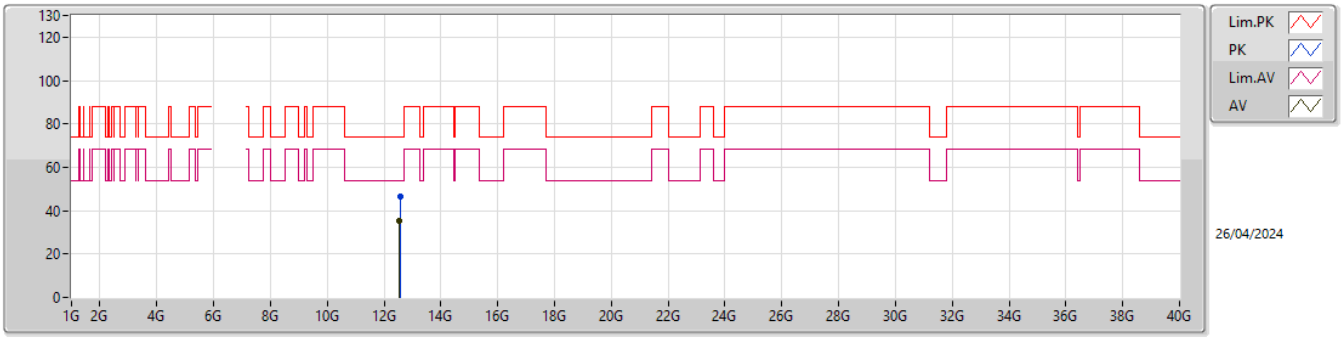

EUT Y_4TX
SET 25

Type	Freq	Level	Limit	Margin	Raw	Dist	Condition	Azimuth	Height	Comment	AF	CL	PA
	(Hz)	(dBuV/m)	(dBuV/m)	(dB)	(dBuV)	(m)		(°)	(m)		(dB)	(dB)	(dB)
PK	12.58275G	46.77	74.00	-27.23	62.08	3	Horizontal	360	1.80	25	38.63	11.34	65.28
AV	12.54247G	35.56	54.00	-18.44	51.01	3	Horizontal	360	1.80	25	38.50	11.33	65.28

5.925-6.425GHz_802.11be EHT320_Nss1,(MCS0)_4TX

6425MHz Straddle 5.925-6.425GHz_TX

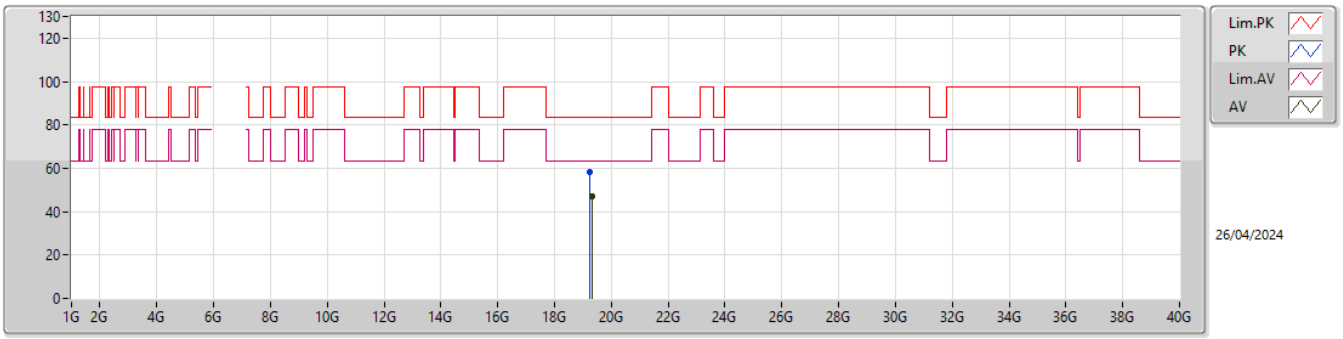

EUT Y_4TX
SET 25

Type	Freq	Level	Limit	Margin	Raw	Dist	Condition	Azimuth	Height	Comment	AF	CL	PA
	(Hz)	(dBuV/m)	(dBuV/m)	(dB)	(dBuV)	(m)		(°)	(m)		(dB)	(dB)	(dB)
PK	19.22001G	58.17	83.54	-25.37	54.46	1	Vertical	9	1.79	25	37.96	15.24	49.49
AV	19.34021G	46.86	63.54	-16.68	43.36	1	Vertical	9	1.79	25	37.84	15.23	49.57

5.925-6.425GHz_802.11be EHT320_Nss1,(MCS0)_4TX

6425MHz Straddle 5.925-6.425GHz_TX

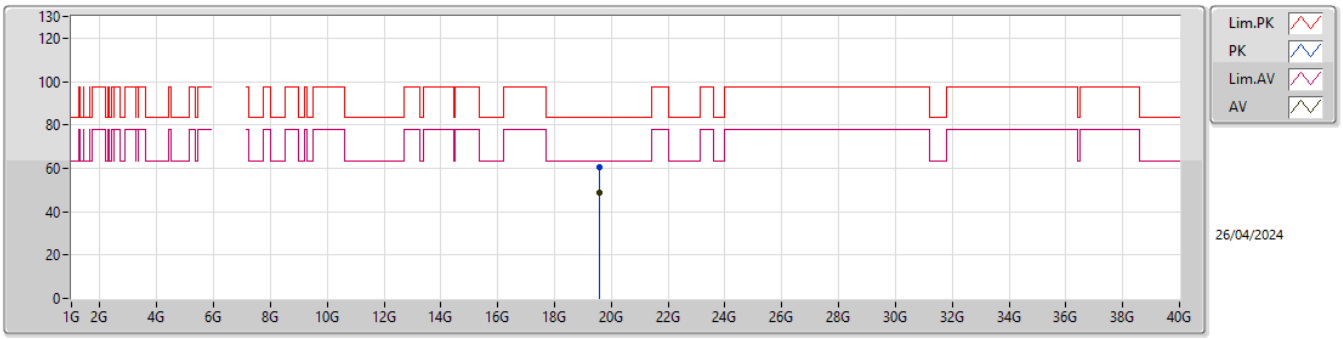

EUT Y_4TX
SET 25

Type	Freq	Level	Limit	Margin	Raw	Dist	Condition	Azimuth	Height	Comment	AF	CL	PA
	(Hz)	(dBuV/m)	(dBuV/m)	(dB)	(dBuV)	(m)		(°)	(m)		(dB)	(dB)	(dB)
PK	19.59404G	60.45	83.54	-23.09	56.99	1	Horizontal	304	1.80	25	37.84	15.22	49.60
AV	19.59276G	48.89	63.54	-14.65	45.43	1	Horizontal	304	1.80	25	37.84	15.22	49.60

6.425-6.525GHz_802.11be EHT320_Nss1,(MCS0)_4TX

6585MHz Straddle 6.425-6.525GHz_TX

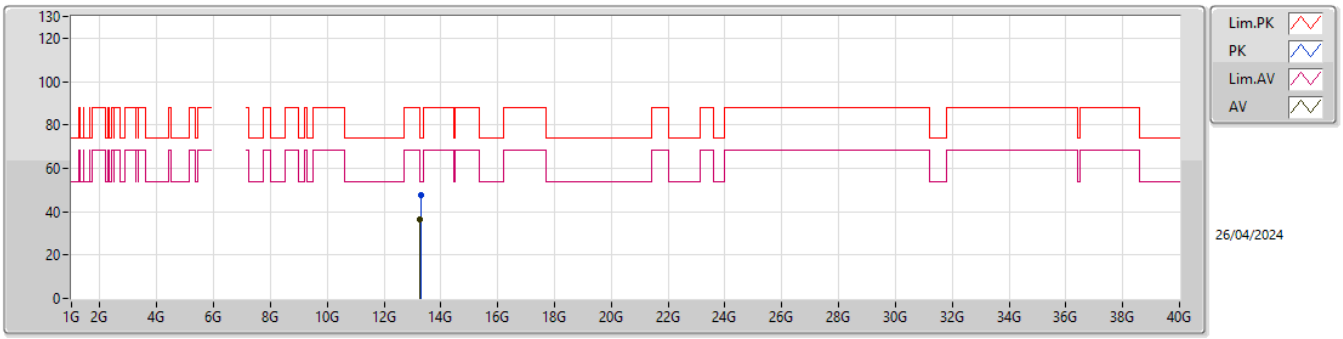

EUT Y_4TX
SET 25

Type	Freq	Level	Limit	Margin	Raw	Dist	Condition	Azimuth	Height	Comment	AF	CL	PA
	(Hz)	(dBuV/m)	(dBuV/m)	(dB)	(dBuV)	(m)		(°)	(m)		(dB)	(dB)	(dB)
PK	13.28445G	47.85	74.00	-26.15	61.58	3	Vertical	292	1.80	25	39.34	11.61	64.68
AV	13.27805G	36.20	54.00	-17.80	49.97	3	Vertical	292	1.80	25	39.31	11.61	64.69

6.425-6.525GHz_802.11be EHT320_Nss1,(MCS0)_4TX

6585MHz Straddle 6.425-6.525GHz_TX

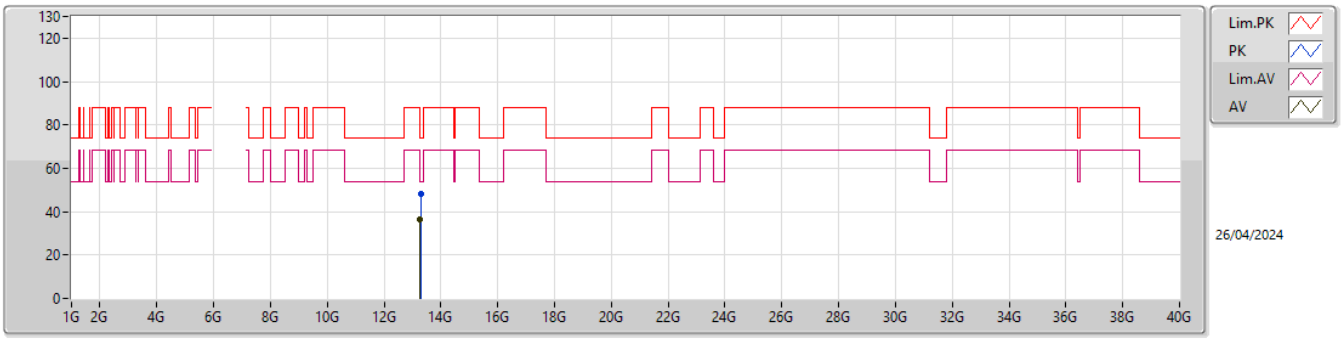

EUT Y_4TX
SET 25

Type	Freq	Level	Limit	Margin	Raw	Dist	Condition	Azimuth	Height	Comment	AF	CL	PA
	(Hz)	(dBuV/m)	(dBuV/m)	(dB)	(dBuV)	(m)		(°)	(m)		(dB)	(dB)	(dB)
PK	13.30107G	47.92	74.00	-26.08	61.55	3	Horizontal	12	1.80	25	39.41	11.61	64.65
AV	13.27422G	36.30	54.00	-17.70	50.10	3	Horizontal	12	1.80	25	39.30	11.60	64.70

6.425-6.525GHz_802.11be EHT320_Nss1,(MCS0)_4TX

6585MHz Straddle 6.425-6.525GHz_TX

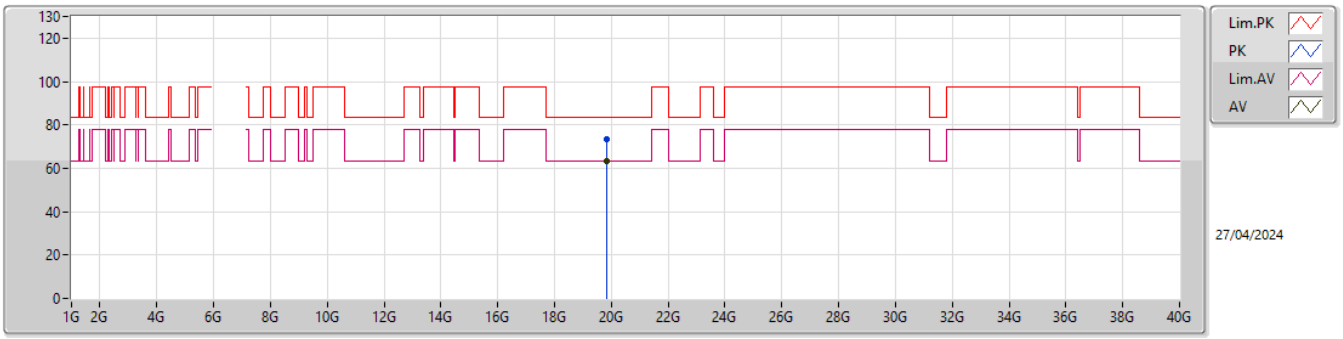

EUT Y_4TX
SET 25

Type	Freq	Level	Limit	Margin	Raw	Dist	Condition	Azimuth	Height	Comment	AF	CL	PA
	(Hz)	(dBuV/m)	(dBuV/m)	(dB)	(dBuV)	(m)		(°)	(m)		(dB)	(dB)	(dB)
PK	19.84387G	73.43	83.54	-10.11	69.96	1	Vertical	18	1.84	25	37.66	15.21	49.40
AV	19.84451G	63.13	63.54	-0.41	59.67	1	Vertical	18	1.84	25	37.65	15.21	49.40

6.425-6.525GHz_802.11be EHT320_Nss1,(MCS0)_4TX

6585MHz Straddle 6.425-6.525GHz_TX

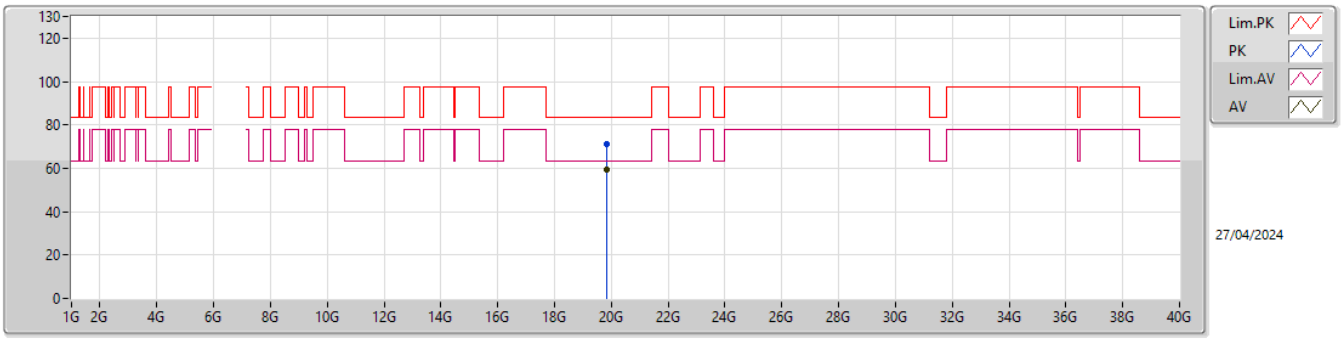

EUT Y_4TX
SET 25

Type	Freq	Level	Limit	Margin	Raw	Dist	Condition	Azimuth	Height	Comment	AF	CL	PA
	(Hz)	(dBuV/m)	(dBuV/m)	(dB)	(dBuV)	(m)		(°)	(m)		(dB)	(dB)	(dB)
PK	19.84835G	70.91	83.54	-12.63	67.47	1	Horizontal	345	1.80	25	37.62	15.21	49.39
AV	19.84707G	59.58	63.54	-3.96	56.14	1	Horizontal	345	1.80	25	37.63	15.21	49.40

6.525-6.875GHz_802.11be EHT320_Nss1,(MCS0)_4TX

6745MHz Straddle 6.525-6.875GHz_TX

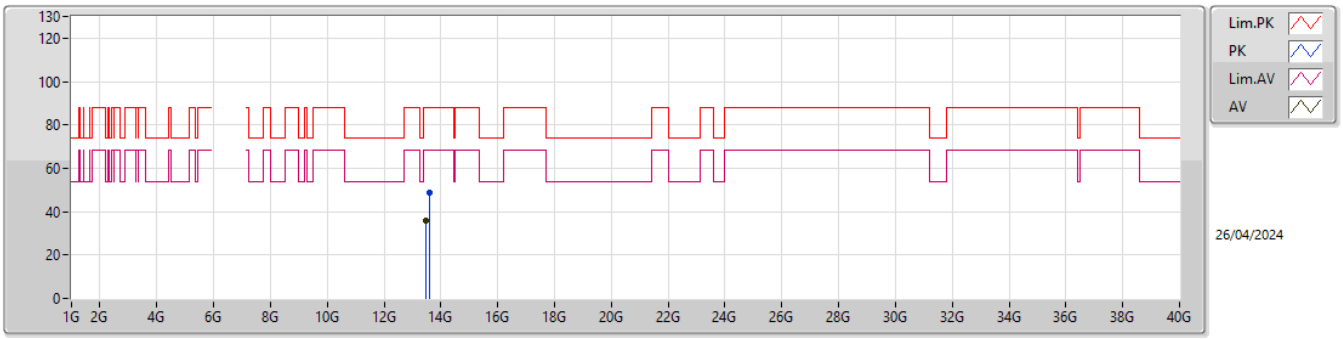

EUT Y_4TX
SET 25

Type	Freq	Level	Limit	Margin	Raw	Dist	Condition	Azimuth	Height	Comment	AF	CL	PA
	(Hz)	(dBuV/m)	(dBuV/m)	(dB)	(dBuV)	(m)		(°)	(m)		(dB)	(dB)	(dB)
PK	13.60828G	49.01	88.20	-39.19	61.48	3	Vertical	255	1.80	25	40.10	11.73	64.30
RMS	13.48093G	35.91	68.20	-32.29	48.47	3	Vertical	255	1.80	25	40.06	11.68	64.30

6.525-6.875GHz_802.11be EHT320_Nss1,(MCS0)_4TX

6745MHz Straddle 6.525-6.875GHz_TX

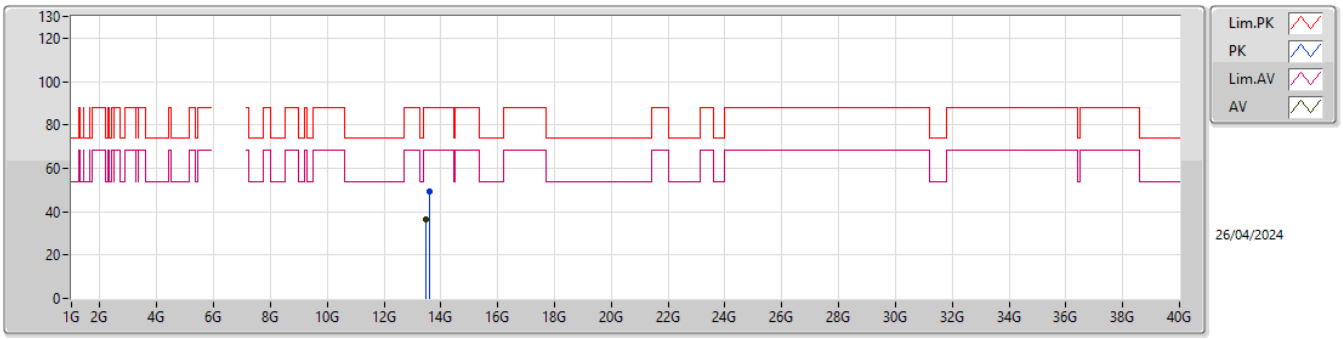

EUT Y_4TX
SET 25

Type	Freq	Level	Limit	Margin	Raw	Dist	Condition	Azimuth	Height	Comment	AF	CL	PA
	(Hz)	(dBuV/m)	(dBuV/m)	(dB)	(dBuV)	(m)		(°)	(m)		(dB)	(dB)	(dB)
PK	13.60636G	49.16	88.20	-39.04	61.63	3	Horizontal	29	1.80	25	40.10	11.73	64.30
RMS	13.47901G	36.42	68.20	-31.78	48.98	3	Horizontal	29	1.80	25	40.06	11.68	64.30

6.525-6.875GHz_802.11be EHT320_Nss1,(MCS0)_4TX

6745MHz Straddle 6.525-6.875GHz_TX

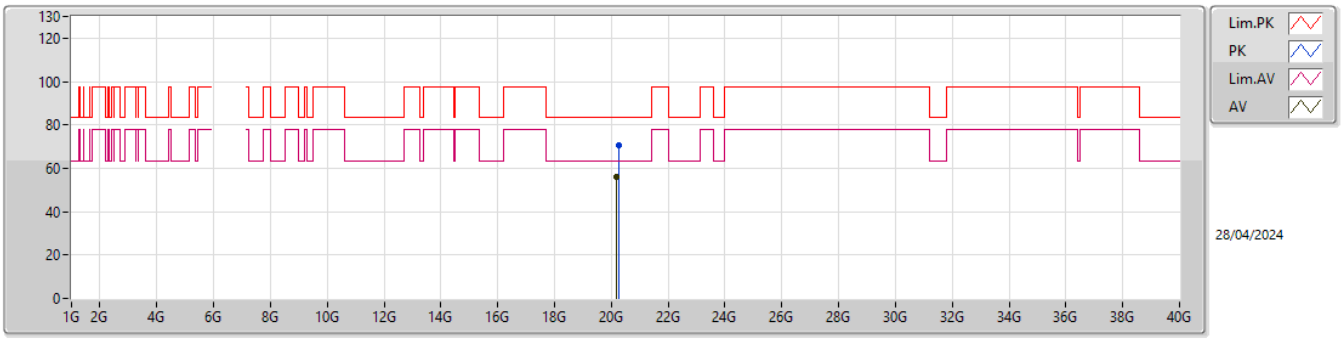

EUT Y_4TX
SET 25

Type	Freq	Level	Limit	Margin	Raw	Dist	Condition	Azimuth	Height	Comment	AF	CL	PA
	(Hz)	(dBuV/m)	(dBuV/m)	(dB)	(dBuV)	(m)		(°)	(m)		(dB)	(dB)	(dB)
PK	20.25738G	70.81	83.54	-12.73	66.57	1	Vertical	1	1.88	25	38.03	15.41	49.20
AV	20.19728G	55.87	63.54	-7.67	51.85	1	Vertical	1	1.88	25	37.88	15.36	49.22

6.525-6.875GHz_802.11be EHT320_Nss1,(MCS0)_4TX

6745MHz Straddle 6.525-6.875GHz_TX

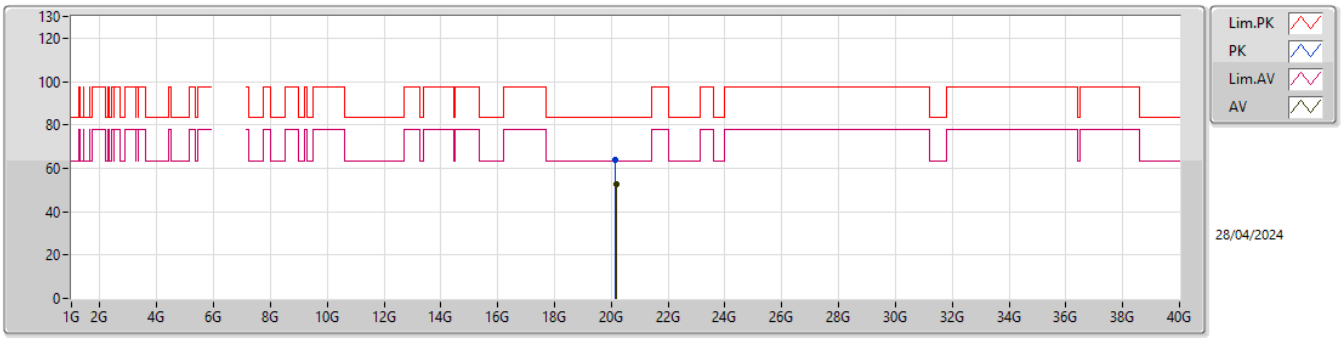

EUT Y_4TX
SET 25

Type	Freq	Level	Limit	Margin	Raw	Dist	Condition	Azimuth	Height	Comment	AF	CL	PA
	(Hz)	(dBuV/m)	(dBuV/m)	(dB)	(dBuV)	(m)		(°)	(m)		(dB)	(dB)	(dB)
PK	20.15764G	63.62	83.54	-19.92	59.87	1	Horizontal	31	1.80	25	37.65	15.33	49.23
AV	20.15828G	52.53	63.54	-11.01	48.78	1	Horizontal	31	1.80	25	37.65	15.33	49.23

6.525-6.875GHz_802.11be EHT320_Nss1,(MCS0)_4TX

6905MHz Straddle 6.525-6.875GHz_TX

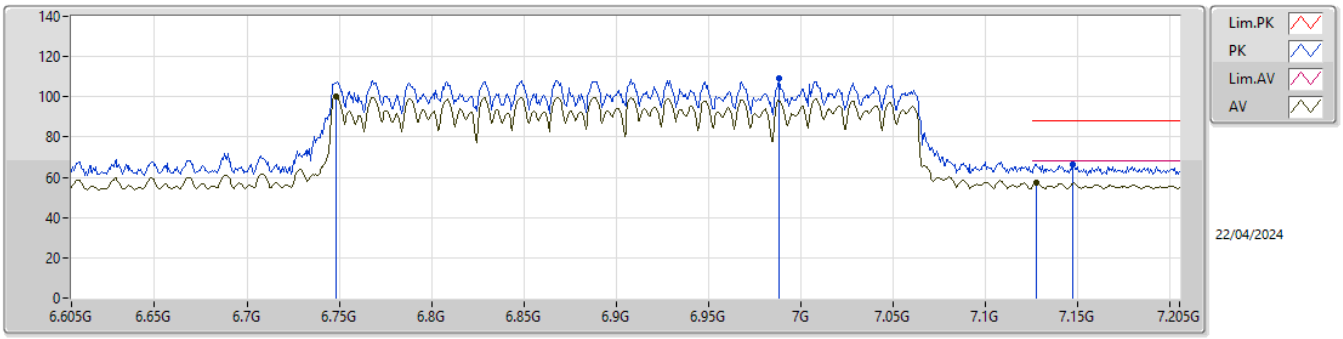

EUT Y_4TX
SET 18.5
01-R-J-8-10

Type	Freq	Level	Limit	Margin	Raw	Dist	Condition	Azimuth	Height	Comment	AF	CL	PA
	(Hz)	(dBuV/m)	(dBuV/m)	(dB)	(dBuV)	(m)		(°)	(m)		(dB)	(dB)	(dB)
PK	6.9884G	109.34	Inf	-Inf	98.72	3	Vertical	327	2.91	-	35.08	8.55	33.01
RMS	6.7484G	100.02	Inf	-Inf	90.72	3	Vertical	327	2.91	-	34.10	8.23	33.03
PK	7.1474G	66.42	88.20	-21.78	55.08	3	Vertical	327	2.91	-	35.88	8.51	33.05
RMS	7.1276G	57.45	68.20	-10.75	46.21	3	Vertical	327	2.91	-	35.77	8.52	33.05

6.525-6.875GHz_802.11be EHT320_Nss1,(MCS0)_4TX

6905MHz Straddle 6.525-6.875GHz_TX

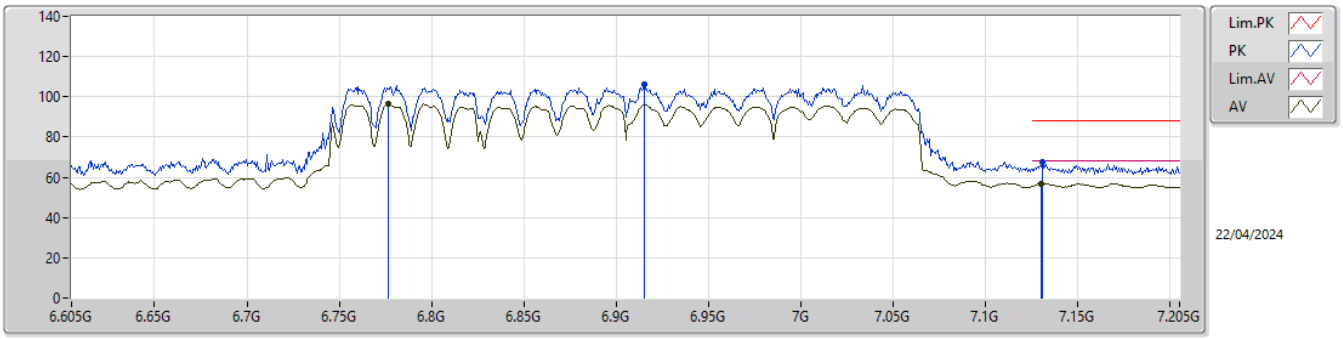

EUT Y_4TX
SET 18.5
01-R-J-8-10

Type	Freq	Level	Limit	Margin	Raw	Dist	Condition	Azimuth	Height	Comment	AF	CL	PA
	(Hz)	(dBuV/m)	(dBuV/m)	(dB)	(dBuV)	(m)		(°)	(m)		(dB)	(dB)	(dB)
PK	6.9152G	106.06	Inf	-Inf	95.82	3	Horizontal	293	1.80	-	34.79	8.47	33.02
RMS	6.7766G	96.33	Inf	-Inf	86.97	3	Horizontal	293	1.80	-	34.10	8.29	33.03
PK	7.1306G	67.33	88.20	-20.87	56.09	3	Horizontal	293	1.80	-	35.78	8.51	33.05
RMS	7.13G	56.85	68.20	-11.35	45.61	3	Horizontal	293	1.80	-	35.78	8.51	33.05

6.525-6.875GHz_802.11be EHT320_Nss1,(MCS0)_4TX

6905MHz Straddle 6.525-6.875GHz_TX

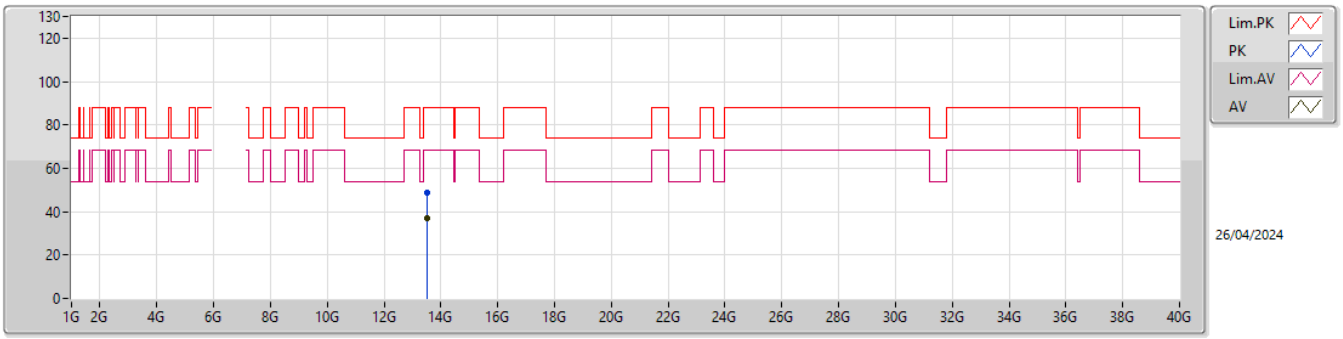

EUT Y_4TX
SET 25

Type	Freq	Level	Limit	Margin	Raw	Dist	Condition	Azimuth	Height	Comment	AF	CL	PA
	(Hz)	(dBuV/m)	(dBuV/m)	(dB)	(dBuV)	(m)		(°)	(m)		(dB)	(dB)	(dB)
PK	13.50566G	48.86	88.20	-39.34	61.31	3	Vertical	165	1.80	25	40.12	11.69	64.26
RMS	13.5095G	37.11	68.20	-31.09	49.54	3	Vertical	165	1.80	25	40.14	11.69	64.26

6.525-6.875GHz_802.11be EHT320_Nss1,(MCS0)_4TX

6905MHz Straddle 6.525-6.875GHz_TX

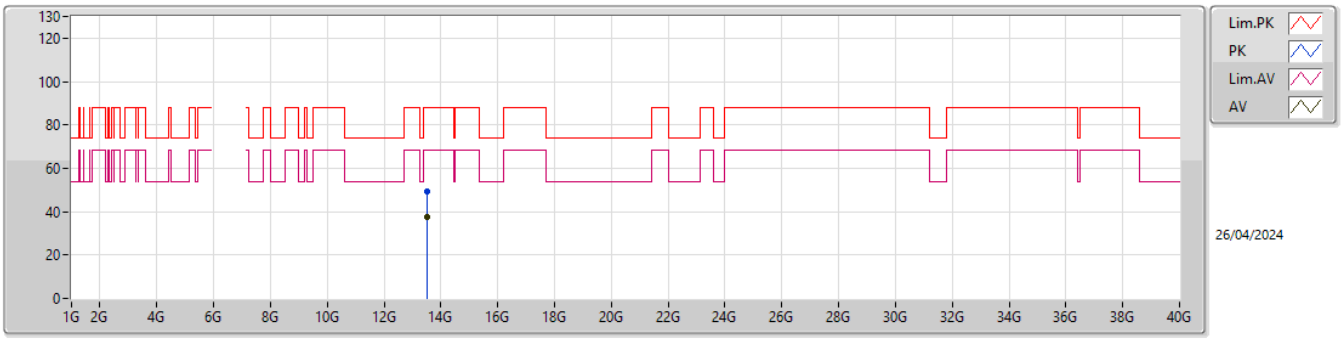

EUT Y_4TX
SET 25

Type	Freq	Level	Limit	Margin	Raw	Dist	Condition	Azimuth	Height	Comment	AF	CL	PA
	(Hz)	(dBuV/m)	(dBuV/m)	(dB)	(dBuV)	(m)		(°)	(m)		(dB)	(dB)	(dB)
PK	13.51398G	49.09	88.20	-39.11	61.50	3	Horizontal	177	1.80	25	40.16	11.70	64.27
RMS	13.50822G	37.43	68.20	-30.77	49.87	3	Horizontal	177	1.80	25	40.13	11.69	64.26

6.525-6.875GHz_802.11be EHT320_Nss1,(MCS0)_4TX

6905MHz Straddle 6.525-6.875GHz_TX

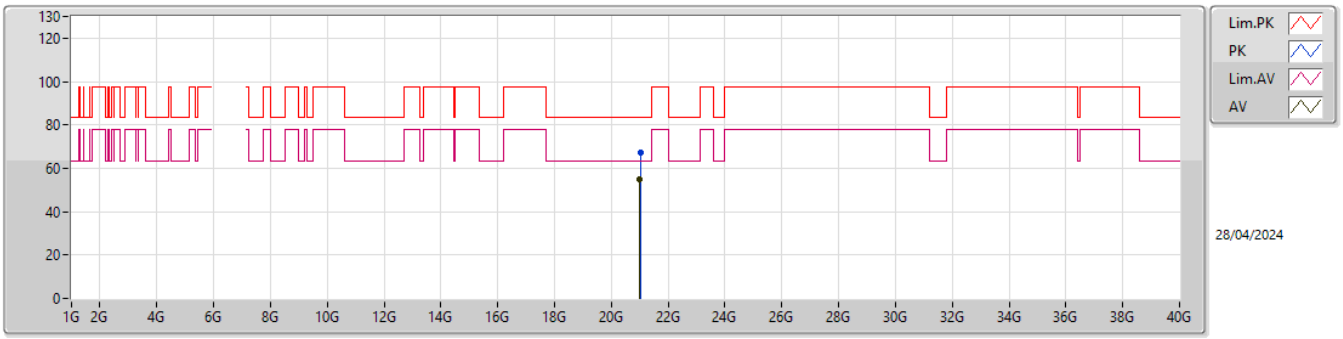

EUT Y_4TX
SET 25

Type	Freq	Level	Limit	Margin	Raw	Dist	Condition	Azimuth	Height	Comment	AF	CL	PA
	(Hz)	(dBuV/m)	(dBuV/m)	(dB)	(dBuV)	(m)		(°)	(m)		(dB)	(dB)	(dB)
PK	21.02957G	66.99	83.54	-16.55	61.65	1	Vertical	3	1.85	25	38.20	16.02	48.88
AV	20.98929G	54.71	63.54	-8.83	49.67	1	Vertical	3	1.85	25	37.94	15.99	48.89

6.525-6.875GHz_802.11be EHT320_Nss1,(MCS0)_4TX

6905MHz Straddle 6.525-6.875GHz_TX

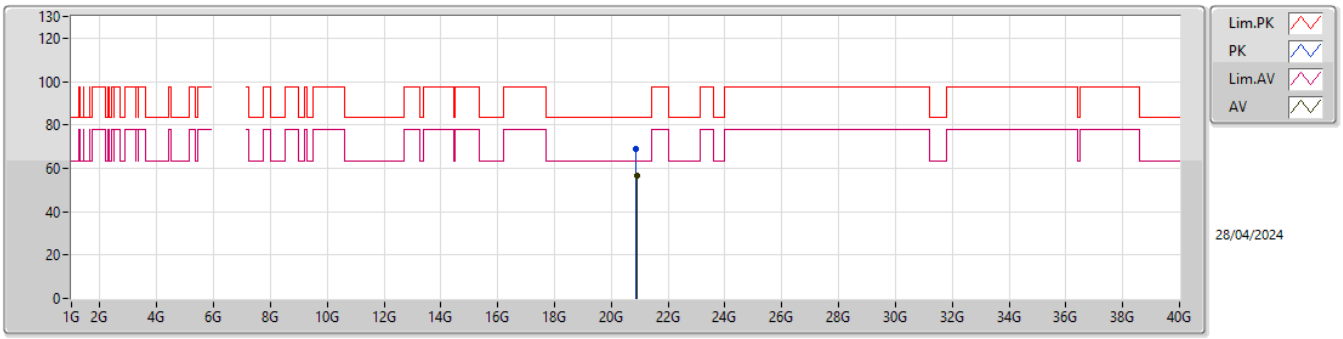

EUT Y_4TX
SET 25

Type	Freq	Level	Limit	Margin	Raw	Dist	Condition	Azimuth	Height	Comment	AF	CL	PA
	(Hz)	(dBuV/m)	(dBuV/m)	(dB)	(dBuV)	(m)		(°)	(m)		(dB)	(dB)	(dB)
PK	20.86845G	68.67	83.54	-14.87	63.57	1	Horizontal	9	1.80	25	38.16	15.89	48.95
AV	20.89018G	56.72	63.54	-6.82	51.63	1	Horizontal	9	1.80	25	38.12	15.91	48.94

Test Mode: Mode 2
Summary

Mode	Result	Type	Freq (Hz)	Level (dBuV/m)	Limit (dBuV/m)	Margin (dB)	Dist (m)	Condition	Azimuth (°)	Height (m)
6.875-7.125GHz	-	-	-	-	-	-	-	-	-	-
802.11be EHT20-BF_Nss1,(MCS0)_4TX	Pass	RMS	7.1255G	67.98	68.20	-0.22	3	Vertical	54	1.80

5.925-6.425GHz_802.11be EHT20-BF_Nss1,(MCS0)_2TX

5955MHz_TX

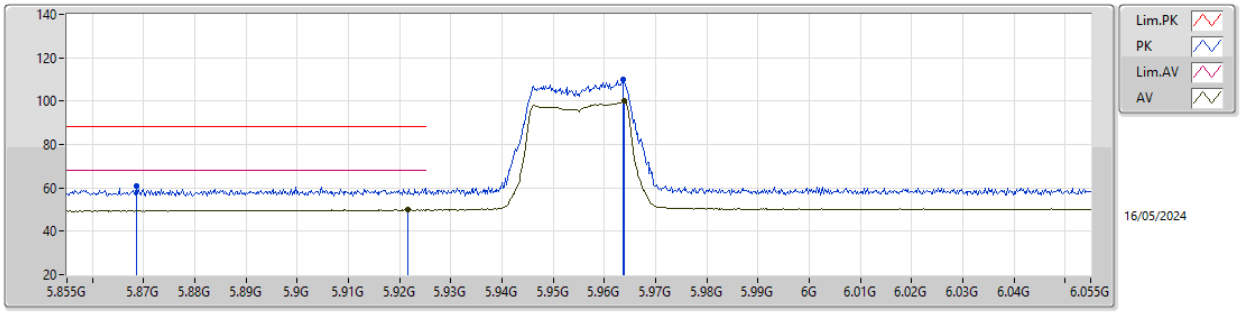

EUT Y_2TX
Setting 12
04-E-G-5-10

Type	Freq	Level	Limit	Margin	Raw	Dist	Condition	Azimuth	Height	Comment	AF	CL	PA
	(Hz)	(dBuV/m)	(dBuV/m)	(dB)	(dBuV)	(m)		(°)	(m)		(dB)	(dB)	(dB)
PK	5.8686G	60.81	88.20	-27.39	53.53	3	Vertical	61	1.45	-	34.51	6.26	33.49
RMS	5.9216G	49.98	68.20	-18.22	42.35	3	Vertical	61	1.45	-	34.83	6.31	33.51
PK	5.9636G	109.87	Inf	-Inf	102.04	3	Vertical	61	1.45	-	35.00	6.35	33.52
RMS	5.9638G	99.99	Inf	-Inf	92.16	3	Vertical	61	1.45	-	35.00	6.35	33.52

5.925-6.425GHz_802.11be EHT20-BF_Nss1,(MCS0)_2TX

5955MHz_TX

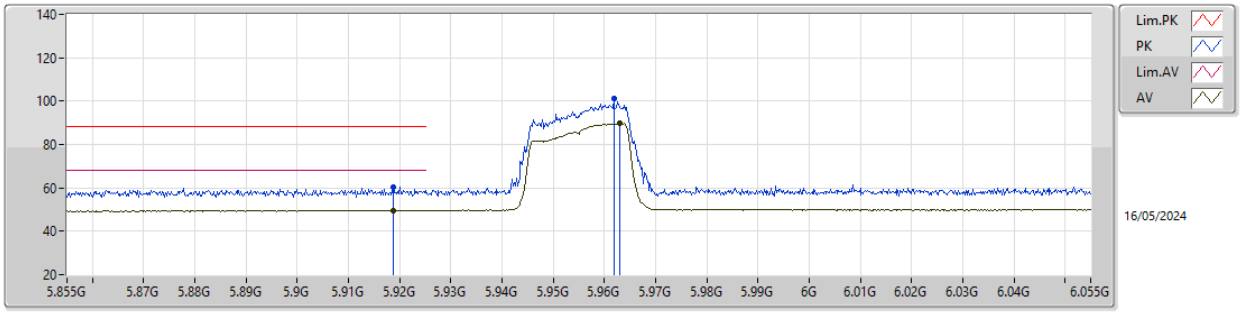

EUT Y_2TX
Setting 12
04-E-G-5-10

Type	Freq	Level	Limit	Margin	Raw	Dist	Condition	Azimuth	Height	Comment	AF	CL	PA
	(Hz)	(dBuV/m)	(dBuV/m)	(dB)	(dBuV)	(m)		(°)	(m)		(dB)	(dB)	(dB)
PK	5.9188G	60.31	88.20	-27.89	52.70	3	Horizontal	303	1.31	-	34.81	6.31	33.51
RMS	5.9188G	49.72	68.20	-18.48	42.11	3	Horizontal	303	1.31	-	34.81	6.31	33.51
PK	5.9618G	101.37	Inf	-Inf	93.54	3	Horizontal	303	1.31	-	35.00	6.35	33.52
RMS	5.963G	89.57	Inf	-Inf	81.74	3	Horizontal	303	1.31	-	35.00	6.35	33.52

5.925-6.425GHz_802.11be EHT20-BF_Nss1,(MCS0)_2TX

5955MHz_TX

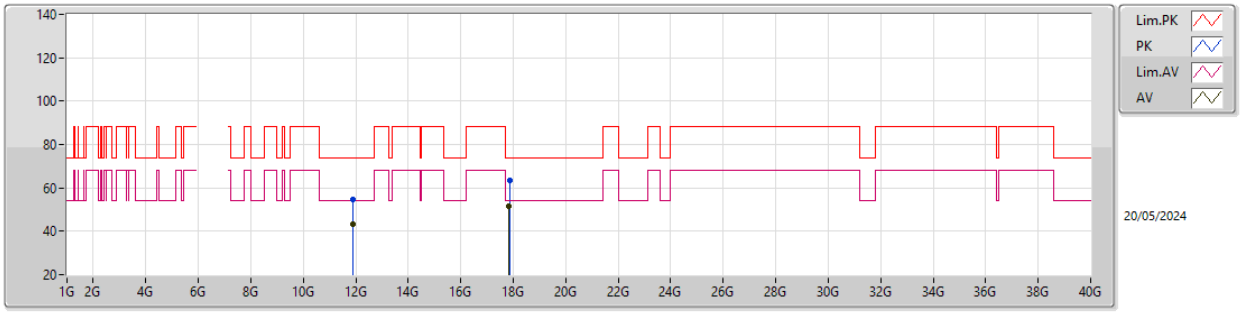

EUT Y_2TX
Setting 12
04-E-J-8

Type	Freq	Level	Limit	Margin	Raw	Dist	Condition	Azimuth	Height	Comment	AF	CL	PA
	(Hz)	(dBuV/m)	(dBuV/m)	(dB)	(dBuV)	(m)		(°)	(m)		(dB)	(dB)	(dB)
PK	11.8982G	54.55	74.00	-19.45	40.84	3	Vertical	284	1.23	-	38.60	9.68	34.57
AV	11.88685G	43.28	54.00	-10.72	29.56	3	Vertical	284	1.23	-	38.63	9.67	34.58
PK	17.8708G	63.22	74.00	-10.78	44.05	3	Vertical	1	2.54	-	41.44	12.96	35.23
AV	17.85G	51.80	54.00	-2.20	32.69	3	Vertical	1	2.54	-	41.40	12.94	35.23

5.925-6.425GHz_802.11be EHT20-BF_Nss1,(MCS0)_2TX

5955MHz_TX

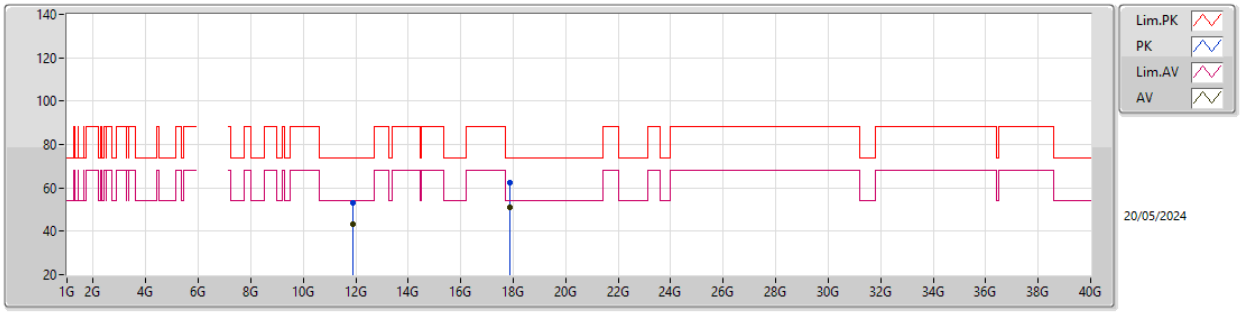

EUT Y_2TX
Setting 12
04-E-J-8

Type	Freq	Level	Limit	Margin	Raw	Dist	Condition	Azimuth	Height	Comment	AF	CL	PA
	(Hz)	(dBuV/m)	(dBuV/m)	(dB)	(dBuV)	(m)		(°)	(m)		(dB)	(dB)	(dB)
PK	11.90965G	52.90	74.00	-21.10	39.19	3	Horizontal	39	1.17	-	38.60	9.68	34.57
AV	11.902G	43.03	54.00	-10.97	29.32	3	Horizontal	39	1.17	-	38.60	9.68	34.57
PK	17.8645G	62.47	74.00	-11.53	43.32	3	Horizontal	248	2.69	-	41.43	12.95	35.23
AV	17.8587G	50.93	54.00	-3.07	31.79	3	Horizontal	248	2.69	-	41.42	12.95	35.23

5.925-6.425GHz_802.11be EHT20-BF_Nss1,(MCS0)_2TX

5955MHz_TX

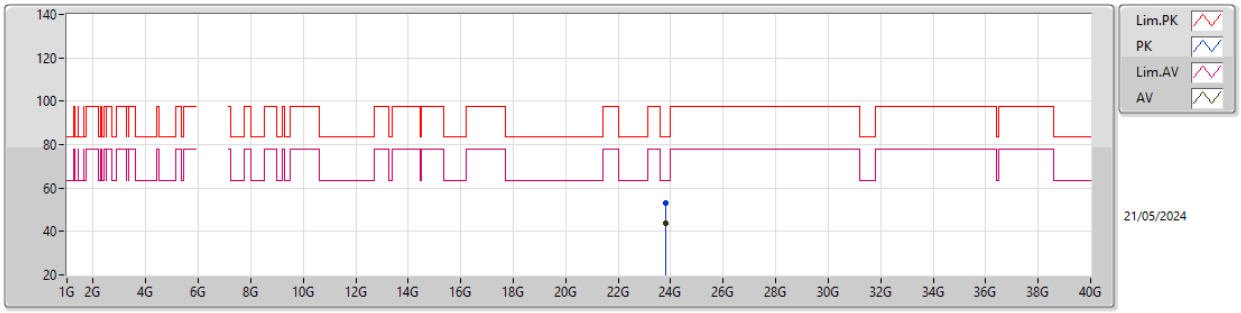

EUT Y_2TX
Setting 12
04-E-K-5

Type	Freq	Level	Limit	Margin	Raw	Dist	Condition	Azimuth	Height	Comment	AF	CL	PA
	(Hz)	(dBuV/m)	(dBuV/m)	(dB)	(dBuV)	(m)		(°)	(m)		(dB)	(dB)	(dB)
PK	23.81983G	53.11	83.54	-30.43	43.96	1	Vertical	0	1.50	-	38.98	17.35	47.18
AV	23.81996G	43.57	63.54	-19.97	34.42	1	Vertical	0	1.50	-	38.98	17.35	47.18

5.925-6.425GHz_802.11be EHT20-BF_Nss1,(MCS0)_2TX

5955MHz_TX

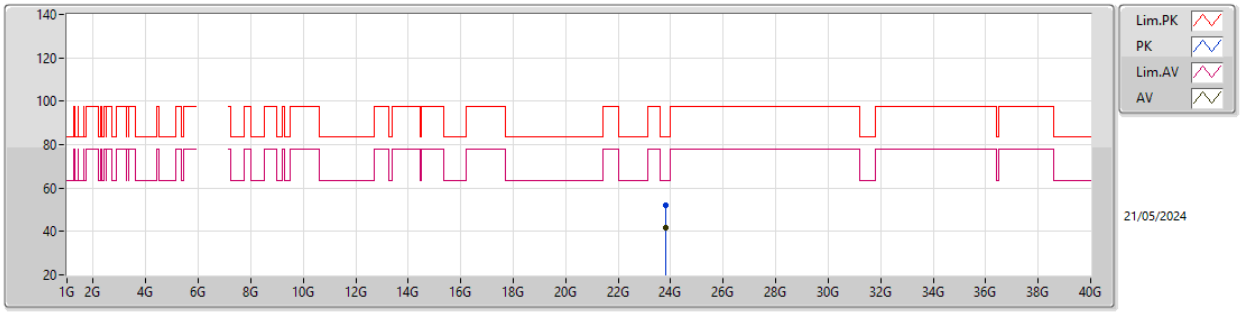

EUT Y_2TX
Setting 12
04-E-K-5

Type	Freq	Level	Limit	Margin	Raw	Dist	Condition	Azimuth	Height	Comment	AF	CL	PA
	(Hz)	(dBuV/m)	(dBuV/m)	(dB)	(dBuV)	(m)		(°)	(m)		(dB)	(dB)	(dB)
PK	23.81996G	52.11	83.54	-31.43	42.96	1	Horizontal	62	1.50	-	38.98	17.35	47.18
AV	23.81995G	41.51	63.54	-22.03	32.36	1	Horizontal	62	1.50	-	38.98	17.35	47.18

5.925-6.425GHz_802.11be EHT20-BF_Nss1,(MCS0)_2TX

6195MHz_TX

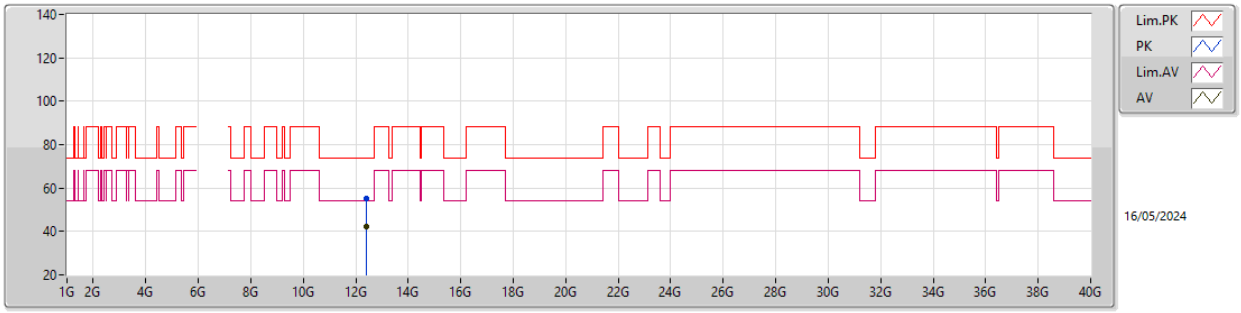

EUT Y_2TX
Setting 13
04-E-J-8

Type	Freq	Level	Limit	Margin	Raw	Dist	Condition	Azimuth	Height	Comment	AF	CL	PA
	(Hz)	(dBuV/m)	(dBuV/m)	(dB)	(dBuV)	(m)		(°)	(m)		(dB)	(dB)	(dB)
PK	12.39433G	54.92	74.00	-19.08	41.08	3	Vertical	166	1.60	-	38.49	9.88	34.53
AV	12.39226G	42.06	54.00	-11.94	28.23	3	Vertical	166	1.60	-	38.48	9.88	34.53

5.925-6.425GHz_802.11be EHT20-BF_Nss1,(MCS0)_2TX

6195MHz_TX

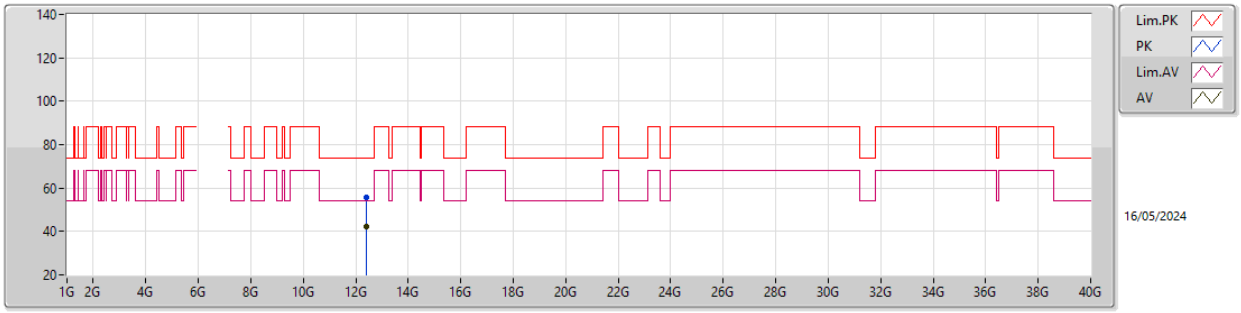

EUT Y_2TX
Setting 13
04-E-J-8

Type	Freq	Level	Limit	Margin	Raw	Dist	Condition	Azimuth	Height	Comment	AF	CL	PA
	(Hz)	(dBuV/m)	(dBuV/m)	(dB)	(dBuV)	(m)		(°)	(m)		(dB)	(dB)	(dB)
PK	12.39151G	55.48	74.00	-18.52	41.65	3	Horizontal	319	2.45	-	38.48	9.88	34.53
AV	12.38947G	42.17	54.00	-11.83	28.34	3	Horizontal	319	2.45	-	38.48	9.88	34.53

5.925-6.425GHz_802.11be EHT20-BF_Nss1,(MCS0)_2TX

6195MHz_TX

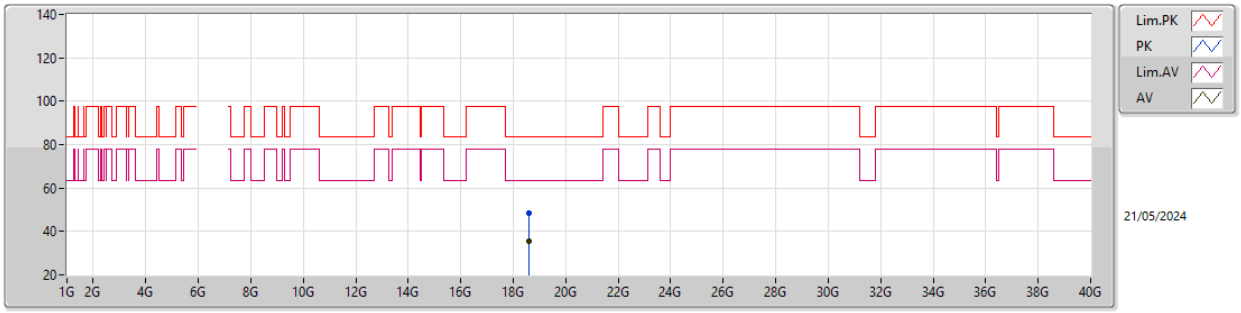

EUT Y_2TX
Setting 13
04-E-K-5

Type	Freq	Level	Limit	Margin	Raw	Dist	Condition	Azimuth	Height	Comment	AF	CL	PA
	(Hz)	(dBuV/m)	(dBuV/m)	(dB)	(dBuV)	(m)		(°)	(m)		(dB)	(dB)	(dB)
PK	18.5846G	48.41	83.54	-35.13	45.06	1	Vertical	53	1.50	-	37.70	15.27	49.62
AV	18.58701G	35.37	63.54	-28.17	32.02	1	Vertical	53	1.50	-	37.70	15.27	49.62

5.925-6.425GHz_802.11be EHT20-BF_Nss1,(MCS0)_2TX

6195MHz_TX

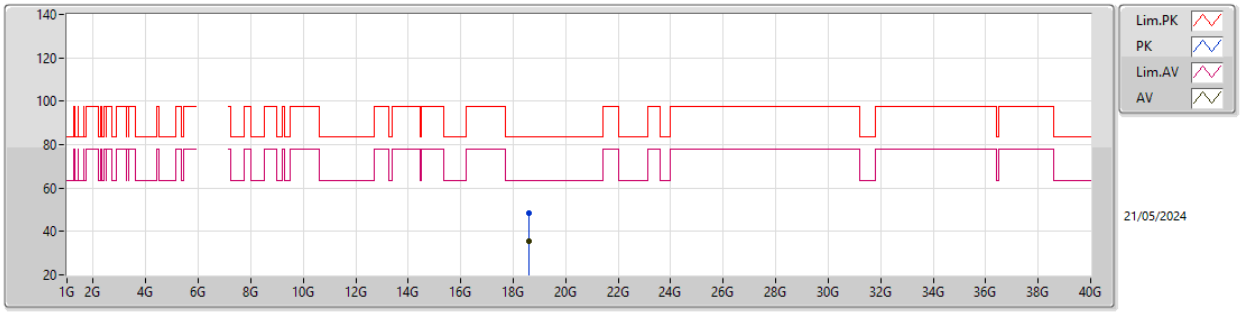

EUT Y_2TX
Setting 13
04-E-K-5

Type	Freq	Level	Limit	Margin	Raw	Dist	Condition	Azimuth	Height	Comment	AF	CL	PA
	(Hz)	(dBuV/m)	(dBuV/m)	(dB)	(dBuV)	(m)		(°)	(m)		(dB)	(dB)	(dB)
PK	18.58574G	48.50	83.54	-35.04	45.15	1	Horizontal	40	1.35	-	37.70	15.27	49.62
AV	18.58379G	35.38	63.54	-28.16	32.03	1	Horizontal	40	1.35	-	37.70	15.27	49.62

5.925-6.425GHz_802.11be EHT20-BF_Nss1,(MCS0)_2TX

6415MHz_TX

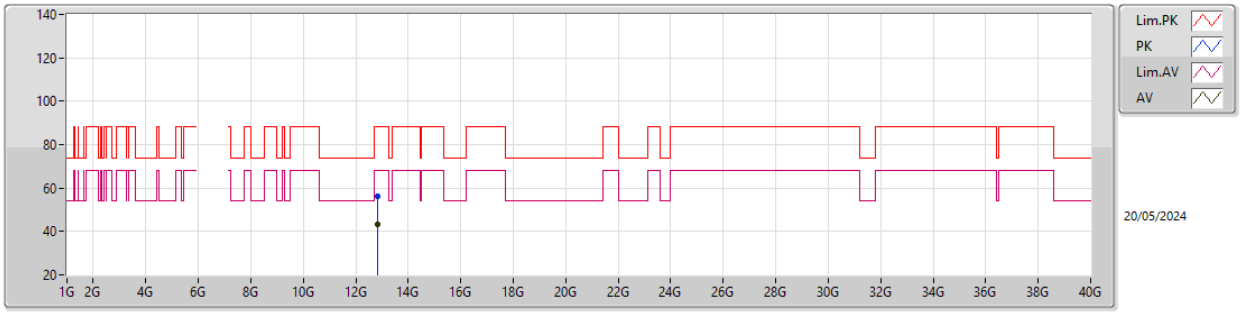

EUT Y_2TX
Setting 14
04-E-J-8

Type	Freq	Level	Limit	Margin	Raw	Dist	Condition	Azimuth	Height	Comment	AF	CL	PA
	(Hz)	(dBuV/m)	(dBuV/m)	(dB)	(dBuV)	(m)		(°)	(m)		(dB)	(dB)	(dB)
PK	12.83324G	56.27	88.20	-31.93	41.61	3	Vertical	177	1.02	-	39.13	10.05	34.52
RMS	12.83339G	43.37	68.20	-24.83	28.71	3	Vertical	177	1.02	-	39.13	10.05	34.52

5.925-6.425GHz_802.11be EHT20-BF_Nss1,(MCS0)_2TX

6415MHz_TX

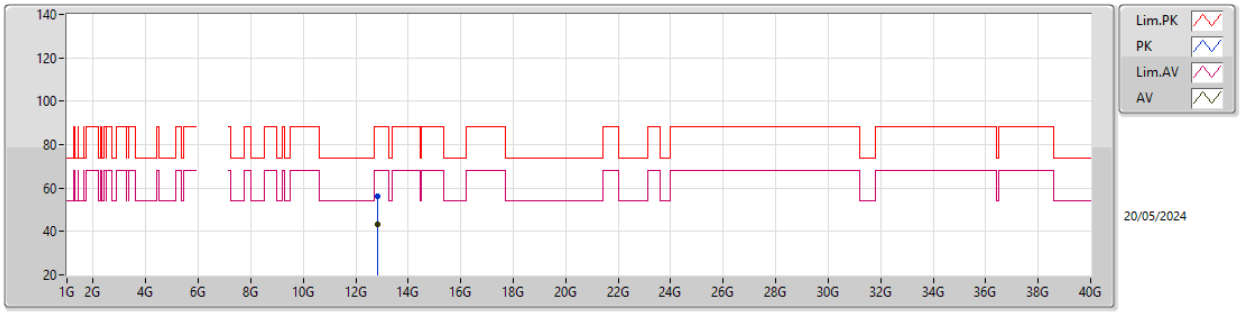

EUT Y_2TX
Setting 14
04-E-J-8

Type	Freq	Level	Limit	Margin	Raw	Dist	Condition	Azimuth	Height	Comment	AF	CL	PA
	(Hz)	(dBuV/m)	(dBuV/m)	(dB)	(dBuV)	(m)		(°)	(m)		(dB)	(dB)	(dB)
PK	12.82607G	56.24	88.20	-31.96	41.61	3	Horizontal	349	2.02	-	39.10	10.05	34.52
RMS	12.8348G	43.28	68.20	-24.92	28.61	3	Horizontal	349	2.02	-	39.14	10.05	34.52

5.925-6.425GHz_802.11be EHT20-BF_Nss1,(MCS0)_2TX

6415MHz_TX

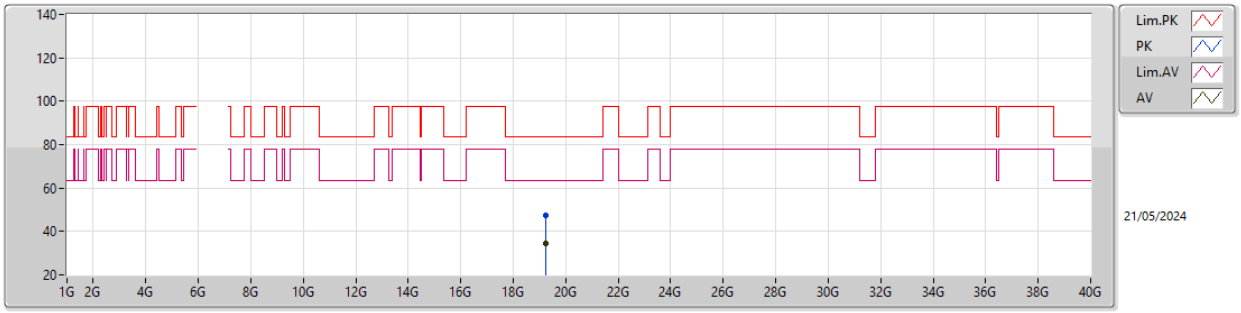

EUT Y_2TX
Setting 14
04-E-K-5

Type	Freq	Level	Limit	Margin	Raw	Dist	Condition	Azimuth	Height	Comment	AF	CL	PA
	(Hz)	(dBuV/m)	(dBuV/m)	(dB)	(dBuV)	(m)		(°)	(m)		(dB)	(dB)	(dB)
PK	19.24557G	47.64	83.54	-35.90	44.00	1	Vertical	65	1.54	-	37.91	15.24	49.51
AV	19.24279G	34.50	63.54	-29.04	30.86	1	Vertical	65	1.54	-	37.91	15.24	49.51

5.925-6.425GHz_802.11be EHT20-BF_Nss1,(MCS0)_2TX

6415MHz_TX

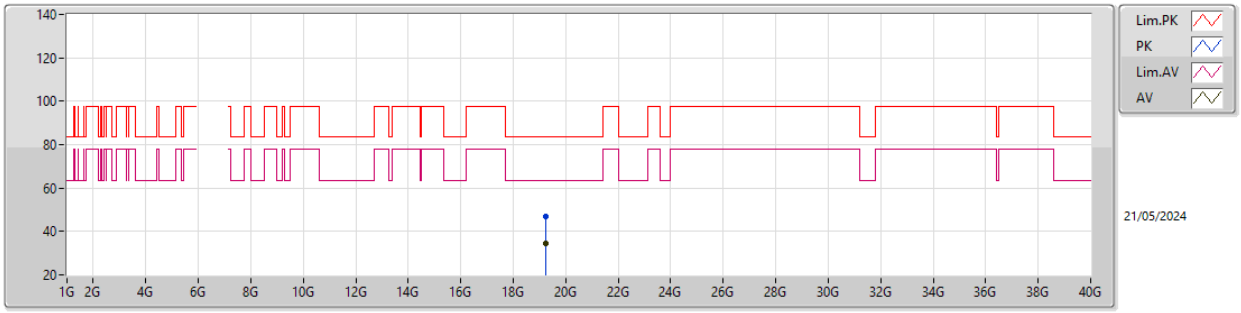

EUT Y_2TX
Setting 14
04-E-K-5

Type	Freq	Level	Limit	Margin	Raw	Dist	Condition	Azimuth	Height	Comment	AF	CL	PA
	(Hz)	(dBuV/m)	(dBuV/m)	(dB)	(dBuV)	(m)		(°)	(m)		(dB)	(dB)	(dB)
PK	19.24307G	46.69	83.54	-36.85	43.05	1	Horizontal	302	1.53	-	37.91	15.24	49.51
AV	19.24678G	34.31	63.54	-29.23	30.67	1	Horizontal	302	1.53	-	37.91	15.24	49.51

6.425-6.525GHz_802.11be EHT20-BF_Nss1,(MCS0)_2TX

6435MHz_TX

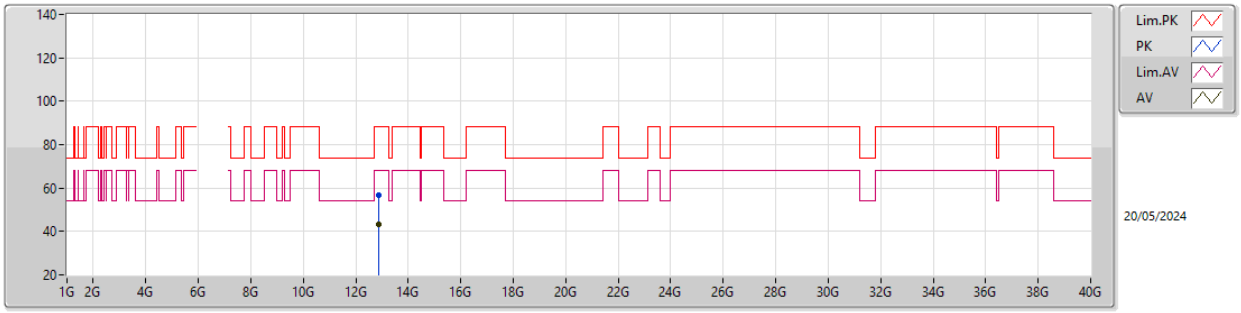

EUT Y_2TX
Setting 13
04-E-J-8

Type	Freq	Level	Limit	Margin	Raw	Dist	Condition	Azimuth	Height	Comment	AF	CL	PA
	(Hz)	(dBuV/m)	(dBuV/m)	(dB)	(dBuV)	(m)		(°)	(m)		(dB)	(dB)	(dB)
PK	12.86901G	56.52	88.20	-31.68	41.78	3	Vertical	84	1.52	-	39.20	10.06	34.52
RMS	12.86764G	43.19	68.20	-25.01	28.45	3	Vertical	84	1.52	-	39.20	10.06	34.52

6.425-6.525GHz_802.11be EHT20-BF_Nss1,(MCS0)_2TX

6435MHz_TX

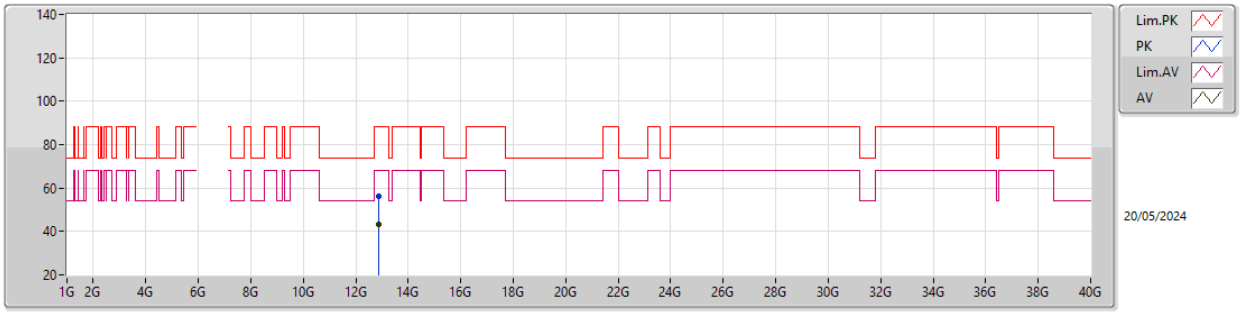

EUT Y_2TX
Setting 13
04-E-J-8

Type	Freq	Level	Limit	Margin	Raw	Dist	Condition	Azimuth	Height	Comment	AF	CL	PA
	(Hz)	(dBuV/m)	(dBuV/m)	(dB)	(dBuV)	(m)		(°)	(m)		(dB)	(dB)	(dB)
PK	12.8731G	56.30	88.20	-31.90	41.55	3	Horizontal	117	1.15	-	39.20	10.07	34.52
RMS	12.86778G	43.21	68.20	-24.99	28.47	3	Horizontal	117	1.15	-	39.20	10.06	34.52

6.425-6.525GHz_802.11be EHT20-BF_Nss1,(MCS0)_2TX

6435MHz_TX

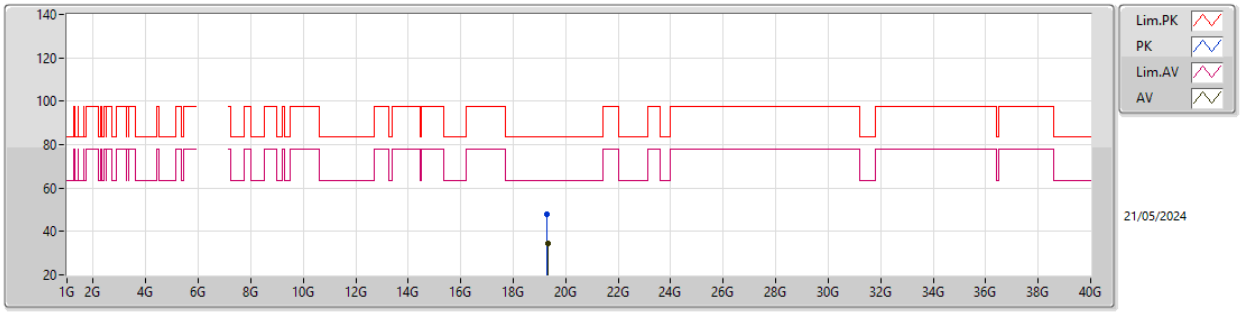

EUT Y_2TX
Setting 13
04-E-K-5

Type	Freq	Level	Limit	Margin	Raw	Dist	Condition	Azimuth	Height	Comment	AF	CL	PA
	(Hz)	(dBuV/m)	(dBuV/m)	(dB)	(dBuV)	(m)		(°)	(m)		(dB)	(dB)	(dB)
PK	19.30016G	48.04	83.54	-35.50	44.35	1	Vertical	70	1.53	-	38.00	15.23	49.54
AV	19.30456G	34.38	63.54	-29.16	30.72	1	Vertical	70	1.53	-	37.98	15.23	49.55

6.425-6.525GHz_802.11be EHT20-BF_Nss1,(MCS0)_2TX

6435MHz_TX

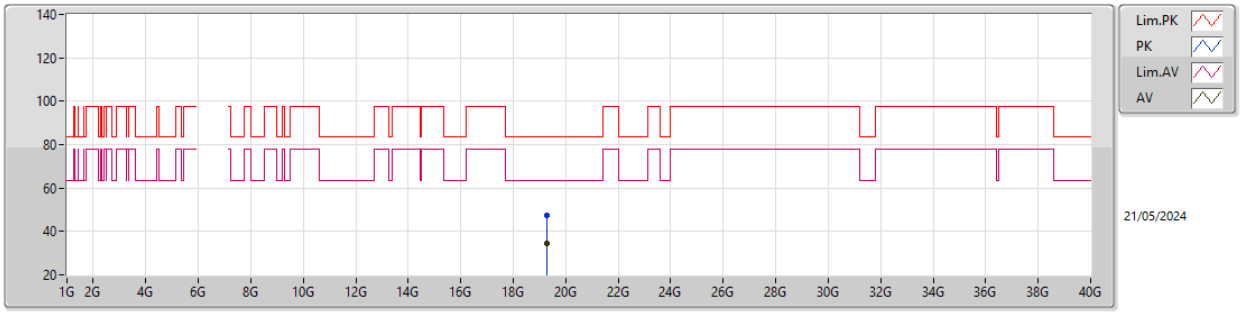

EUT Y_2TX
Setting 13
04-E-K-5

Type	Freq	Level	Limit	Margin	Raw	Dist	Condition	Azimuth	Height	Comment	AF	CL	PA
	(Hz)	(dBuV/m)	(dBuV/m)	(dB)	(dBuV)	(m)		(°)	(m)		(dB)	(dB)	(dB)
PK	19.30079G	47.38	83.54	-36.16	43.69	1	Horizontal	17	1.52	-	38.00	15.23	49.54
AV	19.30164G	34.64	63.54	-28.90	30.97	1	Horizontal	17	1.52	-	37.99	15.23	49.55

6.425-6.525GHz_802.11be EHT20-BF_Nss1,(MCS0)_2TX

6475MHz_TX

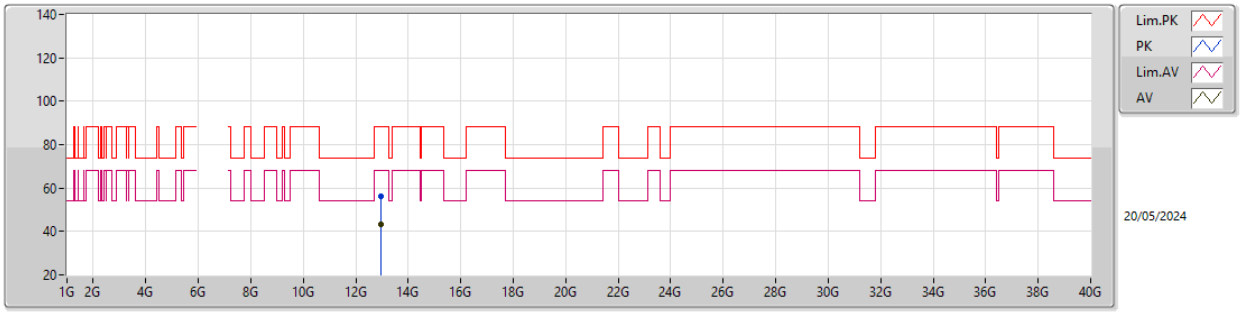

EUT Y_2TX
Setting 13
04-E-J-8

Type	Freq	Level	Limit	Margin	Raw	Dist	Condition	Azimuth	Height	Comment	AF	CL	PA
	(Hz)	(dBuV/m)	(dBuV/m)	(dB)	(dBuV)	(m)		(°)	(m)		(dB)	(dB)	(dB)
PK	12.9468G	56.38	88.20	-31.82	41.51	3	Vertical	74	1.77	-	39.29	10.09	34.51
RMS	12.94626G	43.20	68.20	-25.00	28.33	3	Vertical	74	1.77	-	39.29	10.09	34.51

6.425-6.525GHz_802.11be EHT20-BF_Nss1,(MCS0)_2TX

6475MHz_TX

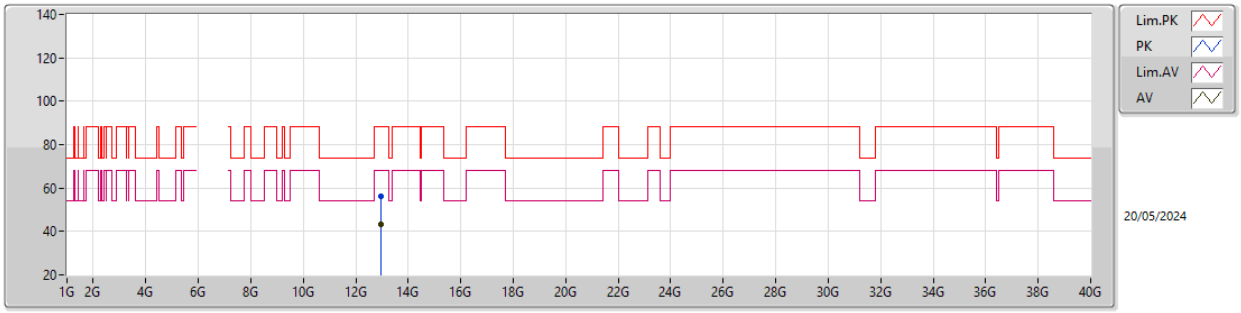

EUT Y_2TX
Setting 13
04-E-J-8

Type	Freq	Level	Limit	Margin	Raw	Dist	Condition	Azimuth	Height	Comment	AF	CL	PA
	(Hz)	(dBuV/m)	(dBuV/m)	(dB)	(dBuV)	(m)		(°)	(m)		(dB)	(dB)	(dB)
PK	12.94992G	56.08	88.20	-32.12	41.19	3	Horizontal	121	1.11	-	39.30	10.10	34.51
RMS	12.94527G	43.17	68.20	-25.03	28.30	3	Horizontal	121	1.11	-	39.29	10.09	34.51

6.425-6.525GHz_802.11be EHT20-BF_Nss1,(MCS0)_2TX

6475MHz_TX

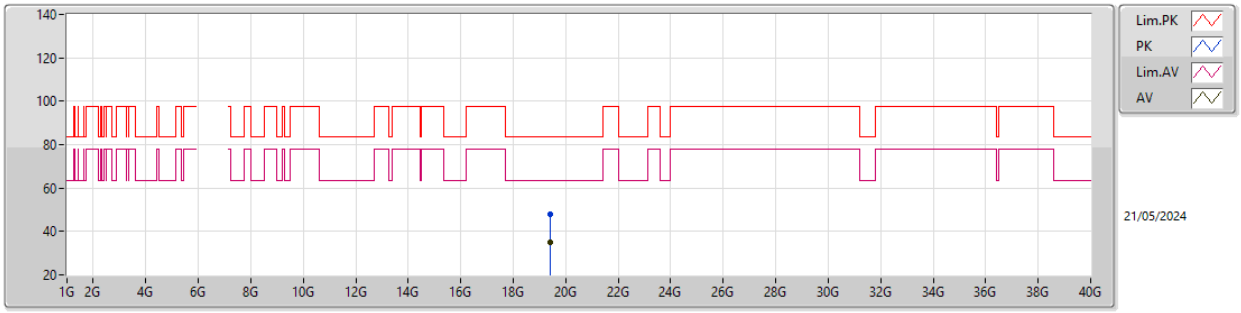

EUT Y_2TX
Setting 13
04-E-K-5

Type	Freq	Level	Limit	Margin	Raw	Dist	Condition	Azimuth	Height	Comment	AF	CL	PA
	(Hz)	(dBuV/m)	(dBuV/m)	(dB)	(dBuV)	(m)		(°)	(m)		(dB)	(dB)	(dB)
PK	19.42421G	48.07	83.54	-35.47	44.57	1	Vertical	36	1.50	-	37.90	15.23	49.63
AV	19.42465G	34.99	63.54	-28.55	31.49	1	Vertical	36	1.50	-	37.90	15.23	49.63

6.425-6.525GHz_802.11be EHT20-BF_Nss1,(MCS0)_2TX

6475MHz_TX

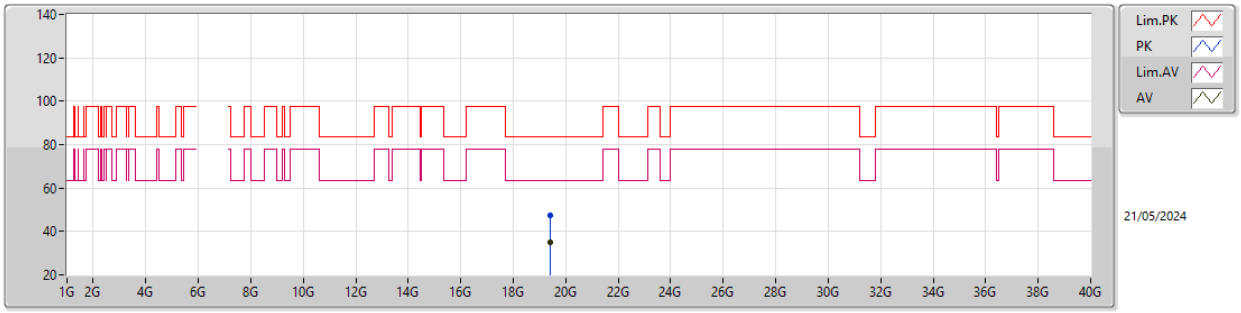

EUT Y_2TX
Setting 13
04-E-K-5

Type	Freq	Level	Limit	Margin	Raw	Dist	Condition	Azimuth	Height	Comment	AF	CL	PA
	(Hz)	(dBuV/m)	(dBuV/m)	(dB)	(dBuV)	(m)		(°)	(m)		(dB)	(dB)	(dB)
PK	19.42085G	47.59	83.54	-35.95	44.07	1	Horizontal	340	1.50	-	37.92	15.23	49.63
AV	19.42424G	34.98	63.54	-28.56	31.48	1	Horizontal	340	1.50	-	37.90	15.23	49.63

6.425-6.525GHz_802.11be EHT20-BF_Nss1,(MCS0)_2TX

6515MHz_TX

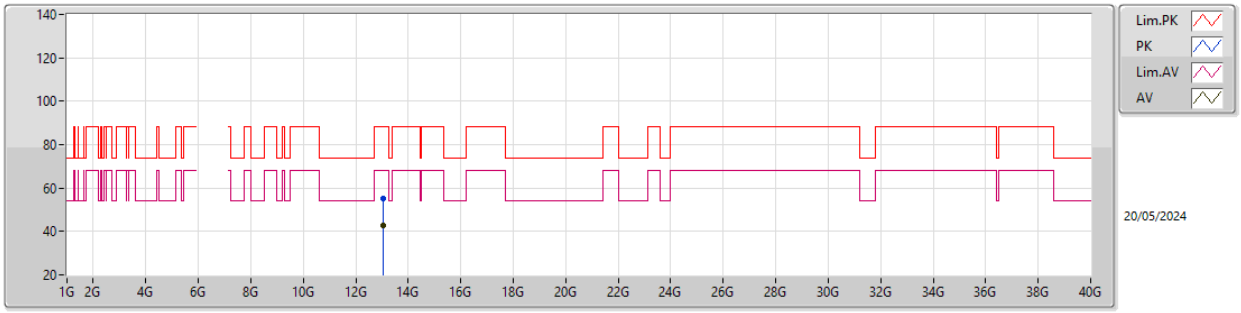

EUT Y_2TX
Setting 15
04-E-J-8

Type	Freq	Level	Limit	Margin	Raw	Dist	Condition	Azimuth	Height	Comment	AF	CL	PA
	(Hz)	(dBuV/m)	(dBuV/m)	(dB)	(dBuV)	(m)		(°)	(m)		(dB)	(dB)	(dB)
PK	13.03179G	55.34	88.20	-32.86	40.34	3	Vertical	212	1.62	-	39.40	10.13	34.53
RMS	13.03301G	42.80	68.20	-25.40	27.80	3	Vertical	212	1.62	-	39.40	10.13	34.53

6.425-6.525GHz_802.11be EHT20-BF_Nss1,(MCS0)_2TX

6515MHz_TX

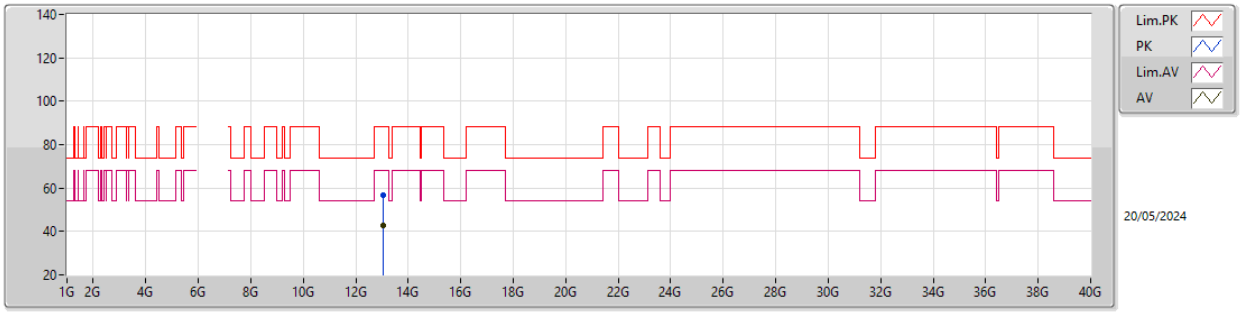

EUT Y_2TX
Setting 15
04-E-J-8

Type	Freq	Level	Limit	Margin	Raw	Dist	Condition	Azimuth	Height	Comment	AF	CL	PA
	(Hz)	(dBuV/m)	(dBuV/m)	(dB)	(dBuV)	(m)		(°)	(m)		(dB)	(dB)	(dB)
PK	13.02793G	56.51	88.20	-31.69	41.51	3	Horizontal	103	2.93	-	39.40	10.13	34.53
RMS	13.0263G	42.66	68.20	-25.54	27.66	3	Horizontal	103	2.93	-	39.40	10.13	34.53

6.425-6.525GHz_802.11be EHT20-BF_Nss1,(MCS0)_2TX

6515MHz_TX

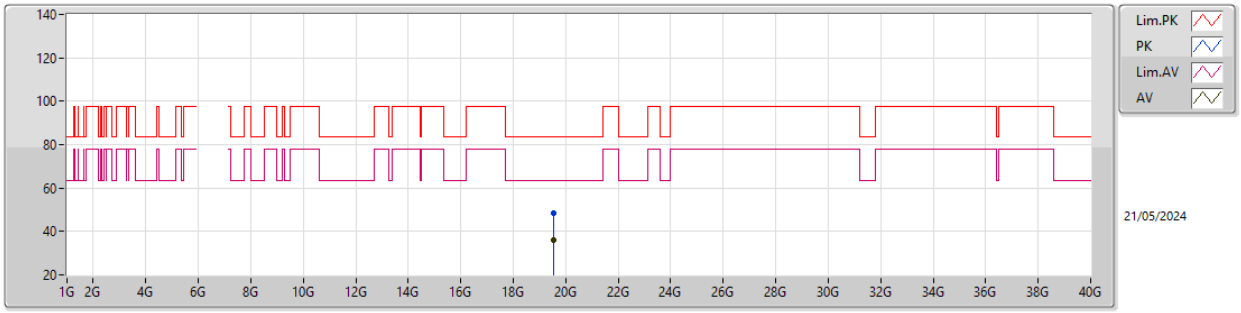

EUT Y_2TX
Setting 15
04-E-K-5

Type	Freq	Level	Limit	Margin	Raw	Dist	Condition	Azimuth	Height	Comment	AF	CL	PA
	(Hz)	(dBuV/m)	(dBuV/m)	(dB)	(dBuV)	(m)		(°)	(m)		(dB)	(dB)	(dB)
PK	19.54944G	48.51	83.54	-35.03	44.83	1	Vertical	302	1.57	-	38.10	15.22	49.64
AV	19.54413G	35.81	63.54	-27.73	32.14	1	Vertical	302	1.57	-	38.09	15.22	49.64

6.425-6.525GHz_802.11be EHT20-BF_Nss1,(MCS0)_2TX

6515MHz_TX

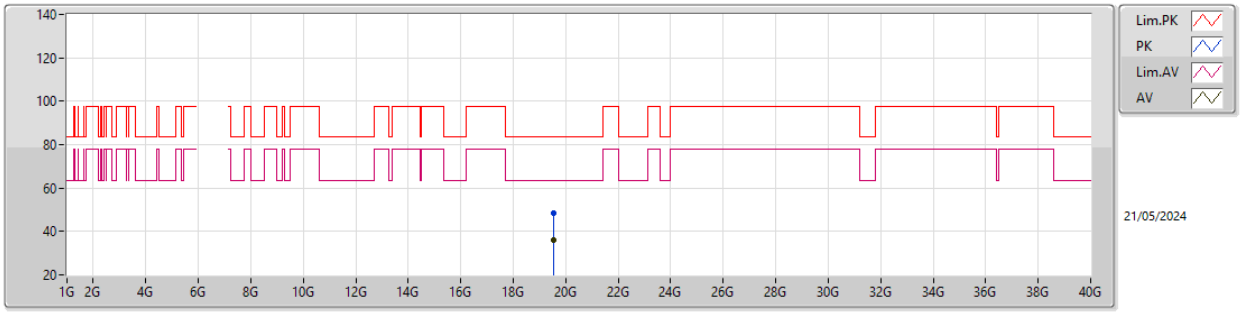

EUT Y_2TX
Setting 15
04-E-K-5

Type	Freq	Level	Limit	Margin	Raw	Dist	Condition	Azimuth	Height	Comment	AF	CL	PA
	(Hz)	(dBuV/m)	(dBuV/m)	(dB)	(dBuV)	(m)		(°)	(m)		(dB)	(dB)	(dB)
PK	19.54522G	48.39	83.54	-35.15	44.72	1	Horizontal	0	1.53	-	38.09	15.22	49.64
AV	19.5419G	35.87	63.54	-27.67	32.22	1	Horizontal	0	1.53	-	38.08	15.22	49.65

6.525-6.875GHz_802.11be EHT20-BF_Nss1,(MCS0)_2TX

6535MHz_TX

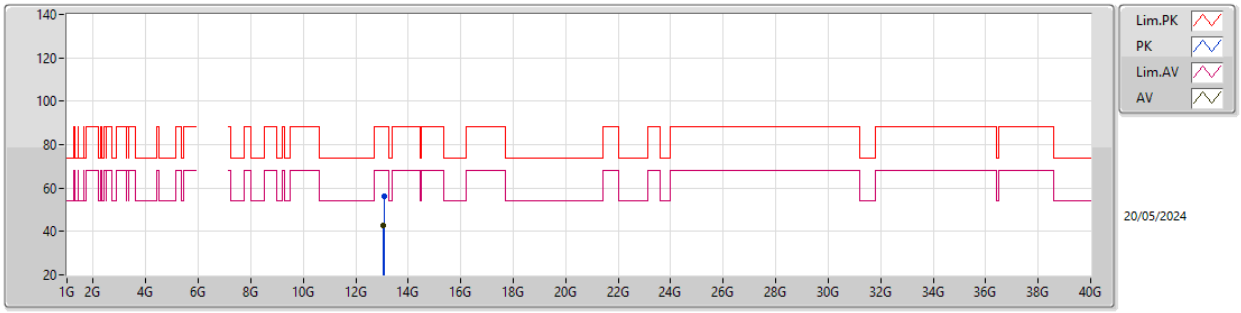

EUT Y_2TX
Setting 14
04-E-J-8

Type	Freq	Level	Limit	Margin	Raw	Dist	Condition	Azimuth	Height	Comment	AF	CL	PA
	(Hz)	(dBuV/m)	(dBuV/m)	(dB)	(dBuV)	(m)		(°)	(m)		(dB)	(dB)	(dB)
PK	13.06818G	56.28	88.20	-31.92	41.25	3	Vertical	151	2.90	-	39.44	10.14	34.55
RMS	13.06527G	42.63	68.20	-25.57	27.61	3	Vertical	151	2.90	-	39.43	10.14	34.55

6.525-6.875GHz_802.11be EHT20-BF_Nss1,(MCS0)_2TX

6535MHz_TX

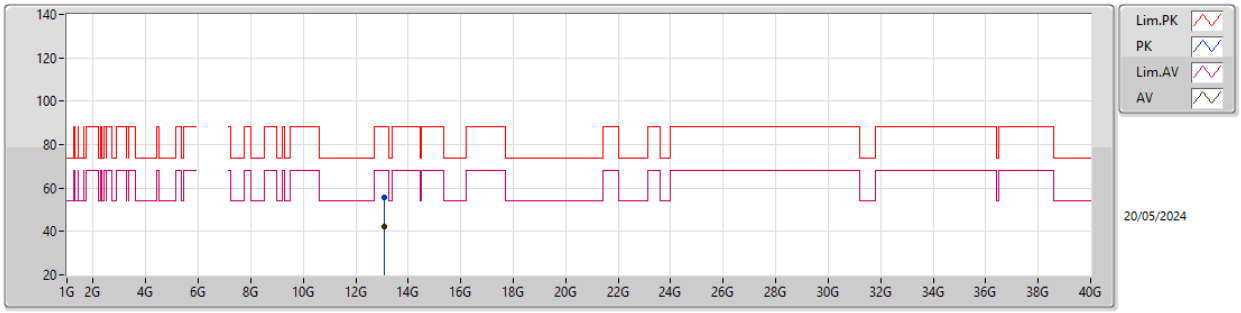

EUT Y_2TX
Setting 14
04-E-J-8

Type	Freq	Level	Limit	Margin	Raw	Dist	Condition	Azimuth	Height	Comment	AF	CL	PA
	(Hz)	(dBuV/m)	(dBuV/m)	(dB)	(dBuV)	(m)		(°)	(m)		(dB)	(dB)	(dB)
PK	13.06912G	55.52	88.20	-32.68	40.49	3	Horizontal	176	1.57	-	39.44	10.14	34.55
RMS	13.07217G	42.24	68.20	-25.96	27.21	3	Horizontal	176	1.57	-	39.44	10.14	34.55

6.525-6.875GHz_802.11be EHT20-BF_Nss1,(MCS0)_2TX

6535MHz_TX

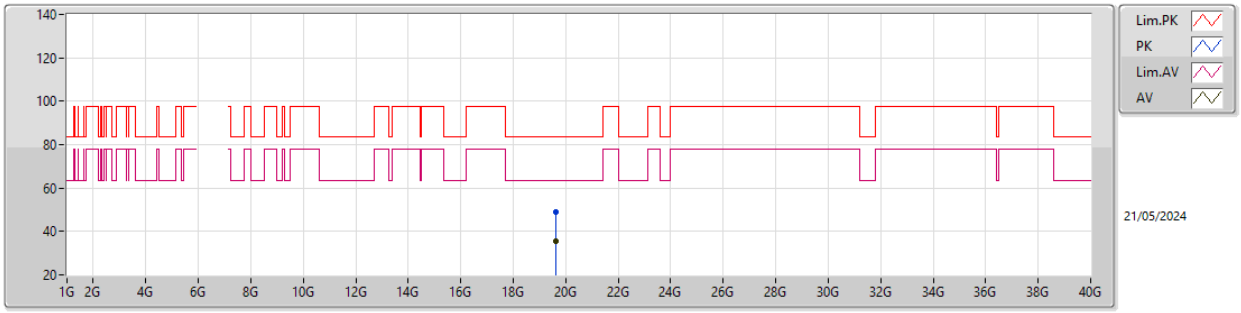

EUT Y_2TX
Setting 14
04-E-K-5

Type	Freq	Level	Limit	Margin	Raw	Dist	Condition	Azimuth	Height	Comment	AF	CL	PA
	(Hz)	(dBuV/m)	(dBuV/m)	(dB)	(dBuV)	(m)		(°)	(m)		(dB)	(dB)	(dB)
PK	19.60968G	48.78	83.54	-34.76	45.29	1	Vertical	161	1.51	-	37.86	15.22	49.59
AV	19.60933G	35.77	63.54	-27.77	32.28	1	Vertical	161	1.51	-	37.86	15.22	49.59

6.525-6.875GHz_802.11be EHT20-BF_Nss1,(MCS0)_2TX

6535MHz_TX

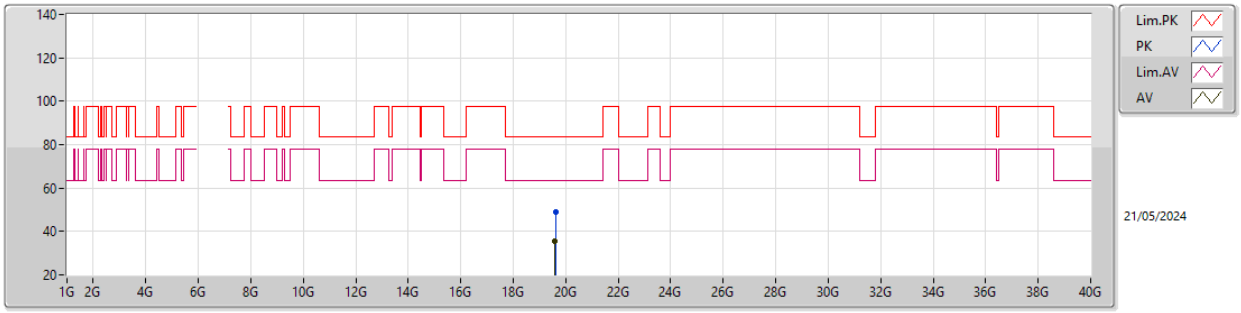

EUT Y_2TX
Setting 14
04-E-K-5

Type	Freq	Level	Limit	Margin	Raw	Dist	Condition	Azimuth	Height	Comment	AF	CL	PA
	(Hz)	(dBuV/m)	(dBuV/m)	(dB)	(dBuV)	(m)		(°)	(m)		(dB)	(dB)	(dB)
PK	19.60867G	48.97	83.54	-34.57	45.49	1	Horizontal	99	1.54	-	37.85	15.22	49.59
AV	19.60167G	35.73	63.54	-27.81	32.30	1	Horizontal	99	1.54	-	37.81	15.22	49.60

6.525-6.875GHz_802.11be EHT20-BF_Nss1,(MCS0)_2TX

6695MHz_TX

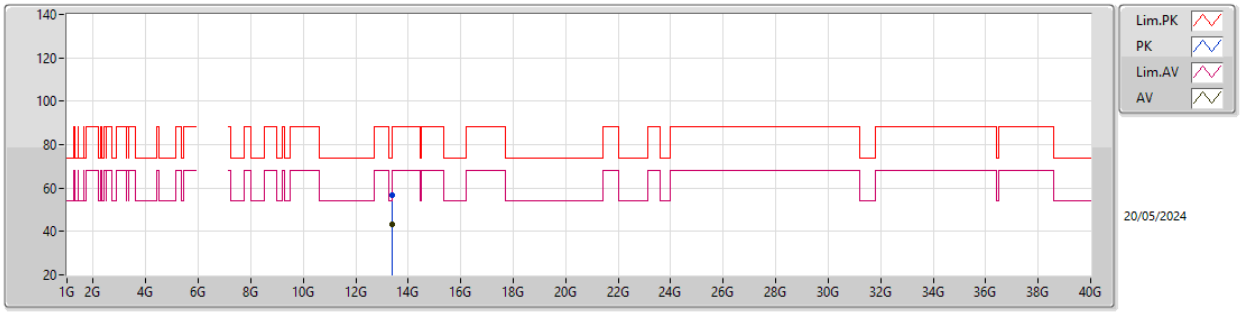

EUT Y_2TX
Setting 14
04-E-J-8

Type	Freq	Level	Limit	Margin	Raw	Dist	Condition	Azimuth	Height	Comment	AF	CL	PA
	(Hz)	(dBuV/m)	(dBuV/m)	(dB)	(dBuV)	(m)		(°)	(m)		(dB)	(dB)	(dB)
PK	13.39394G	56.74	74.00	-17.26	41.21	3	Vertical	24	2.07	-	40.00	10.27	34.74
AV	13.39029G	43.41	54.00	-10.59	27.88	3	Vertical	24	2.07	-	40.00	10.27	34.74

6.525-6.875GHz_802.11be EHT20-BF_Nss1,(MCS0)_2TX

6695MHz_TX

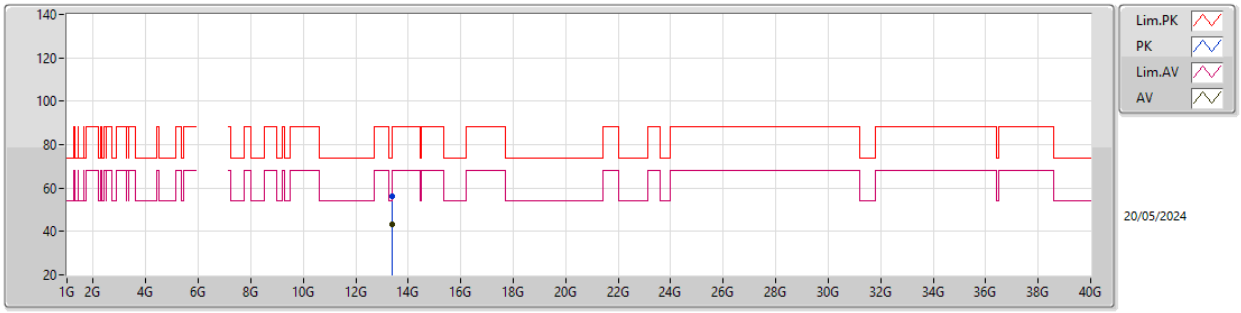

EUT Y_2TX
Setting 14
04-E-J-8

Type	Freq	Level	Limit	Margin	Raw	Dist	Condition	Azimuth	Height	Comment	AF	CL	PA
	(Hz)	(dBuV/m)	(dBuV/m)	(dB)	(dBuV)	(m)		(°)	(m)		(dB)	(dB)	(dB)
PK	13.38612G	56.35	74.00	-17.65	40.82	3	Horizontal	188	2.11	-	40.00	10.26	34.73
AV	13.38575G	43.43	54.00	-10.57	27.90	3	Horizontal	188	2.11	-	40.00	10.26	34.73

6.525-6.875GHz_802.11be EHT20-BF_Nss1,(MCS0)_2TX

6695MHz_TX

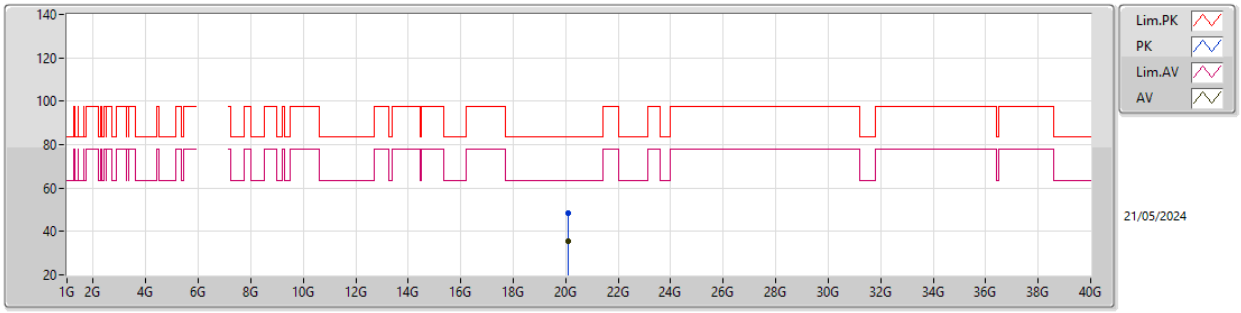

EUT Y_2TX
Setting 14
04-E-K-5

Type	Freq	Level	Limit	Margin	Raw	Dist	Condition	Azimuth	Height	Comment	AF	CL	PA
	(Hz)	(dBuV/m)	(dBuV/m)	(dB)	(dBuV)	(m)		(°)	(m)		(dB)	(dB)	(dB)
PK	20.08592G	48.45	83.54	-35.09	44.59	1	Vertical	0	1.51	-	37.84	15.27	49.25
AV	20.08746G	35.63	63.54	-27.91	31.76	1	Vertical	0	1.51	-	37.85	15.27	49.25

6.525-6.875GHz_802.11be EHT20-BF_Nss1,(MCS0)_2TX

6695MHz_TX

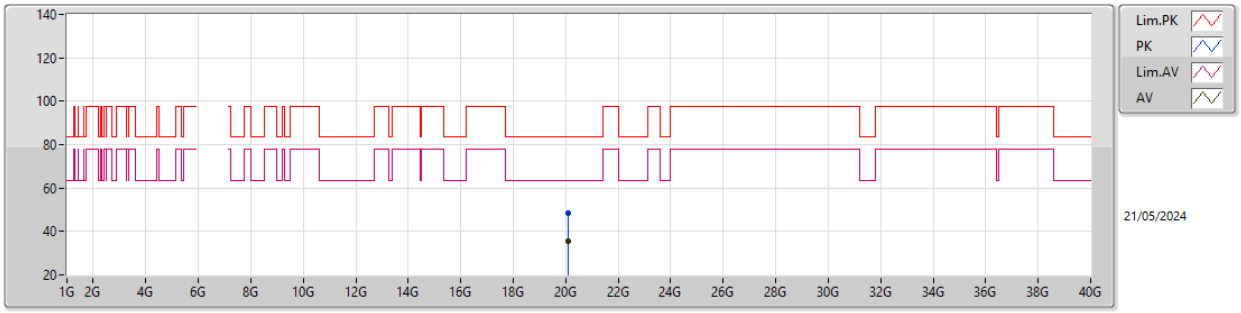

EUT Y_2TX
Setting 14
04-E-K-5

Type	Freq	Level	Limit	Margin	Raw	Dist	Condition	Azimuth	Height	Comment	AF	CL	PA
	(Hz)	(dBuV/m)	(dBuV/m)	(dB)	(dBuV)	(m)		(°)	(m)		(dB)	(dB)	(dB)
PK	20.08899G	48.60	83.54	-34.94	44.72	1	Horizontal	159	1.51	-	37.86	15.27	49.25
AV	20.08859G	35.69	63.54	-27.85	31.82	1	Horizontal	159	1.51	-	37.85	15.27	49.25

6.525-6.875GHz_802.11be EHT20-BF_Nss1,(MCS0)_2TX

6875MHz_TX

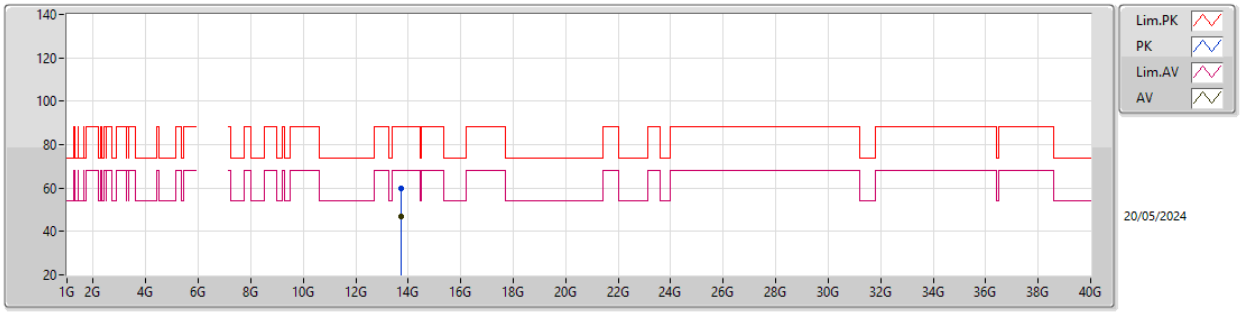

EUT Y_2TX
Setting 14
04-E-J-8

Type	Freq	Level	Limit	Margin	Raw	Dist	Condition	Azimuth	Height	Comment	AF	CL	PA
	(Hz)	(dBuV/m)	(dBuV/m)	(dB)	(dBuV)	(m)		(°)	(m)		(dB)	(dB)	(dB)
PK	13.7473G	60.01	88.20	-28.19	44.24	3	Vertical	309	2.07	-	40.39	10.40	35.02
RMS	13.74982G	46.71	68.20	-21.49	30.93	3	Vertical	309	2.07	-	40.40	10.40	35.02

6.525-6.875GHz_802.11be EHT20-BF_Nss1,(MCS0)_2TX

6875MHz_TX

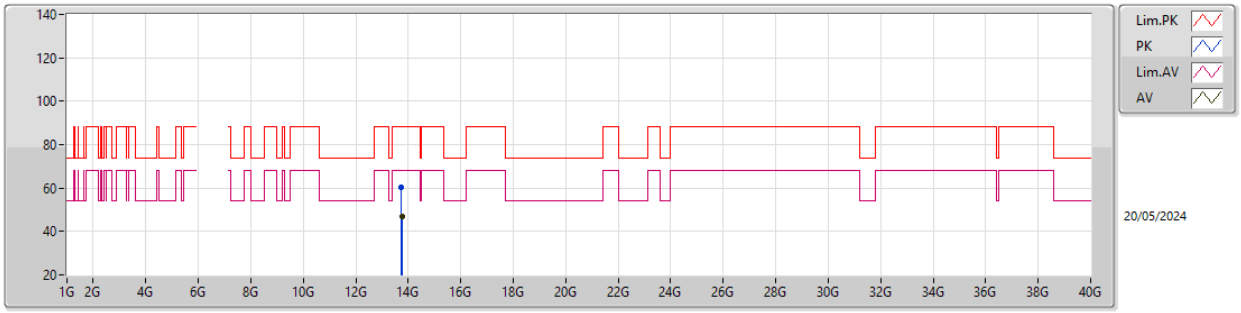

EUT Y_2TX
Setting 14
04-E-J-8

Type	Freq	Level	Limit	Margin	Raw	Dist	Condition	Azimuth	Height	Comment	AF	CL	PA
	(Hz)	(dBuV/m)	(dBuV/m)	(dB)	(dBuV)	(m)		(°)	(m)		(dB)	(dB)	(dB)
PK	13.7469G	60.14	88.20	-28.06	44.37	3	Horizontal	273	2.86	-	40.39	10.40	35.02
RMS	13.7546G	46.89	68.20	-21.31	31.11	3	Horizontal	273	2.86	-	40.40	10.41	35.03

6.525-6.875GHz_802.11be EHT20-BF_Nss1,(MCS0)_2TX

6875MHz_TX

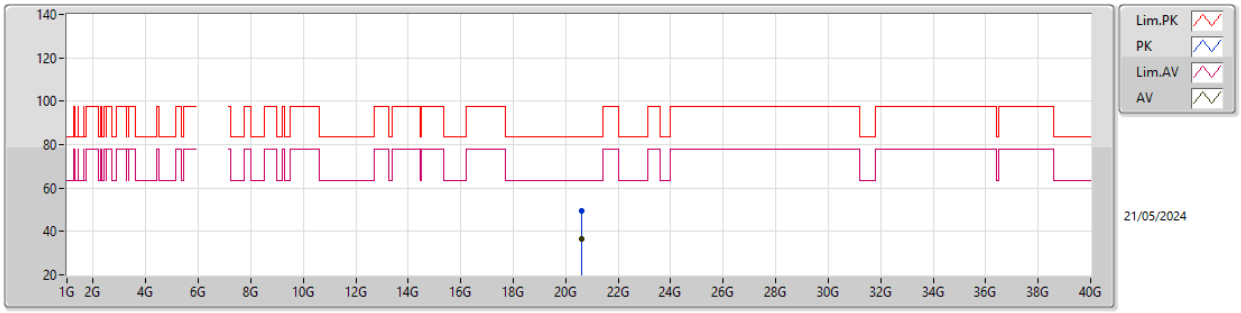

EUT Y_2TX
Setting 14
04-E-K-5

Type	Freq	Level	Limit	Margin	Raw	Dist	Condition	Azimuth	Height	Comment	AF	CL	PA
	(Hz)	(dBuV/m)	(dBuV/m)	(dB)	(dBuV)	(m)		(°)	(m)		(dB)	(dB)	(dB)
PK	20.62431G	49.33	83.54	-34.21	44.76	1	Vertical	22	1.57	-	37.95	15.70	49.08
AV	20.62278G	36.34	63.54	-27.20	31.77	1	Vertical	22	1.57	-	37.95	15.70	49.08

6.525-6.875GHz_802.11be EHT20-BF_Nss1,(MCS0)_2TX

6875MHz_TX

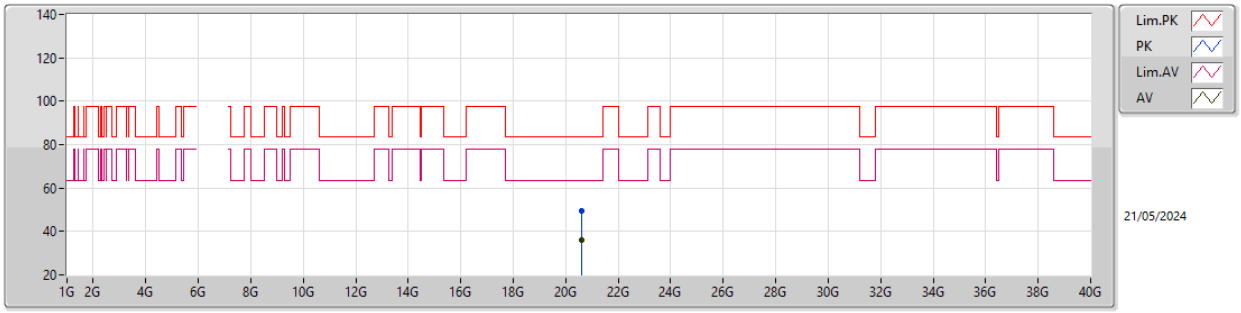

EUT Y_2TX
Setting 14
04-E-K-5

Type	Freq	Level	Limit	Margin	Raw	Dist	Condition	Azimuth	Height	Comment	AF	CL	PA
	(Hz)	(dBuV/m)	(dBuV/m)	(dB)	(dBuV)	(m)		(°)	(m)		(dB)	(dB)	(dB)
PK	20.62387G	49.30	83.54	-34.24	44.73	1	Horizontal	228	1.51	-	37.95	15.70	49.08
AV	20.62716G	36.28	63.54	-27.26	31.70	1	Horizontal	228	1.51	-	37.95	15.70	49.07

6.875-7.125GHz_802.11be EHT20-BF_Nss1,(MCS0)_2TX

6895MHz_TX

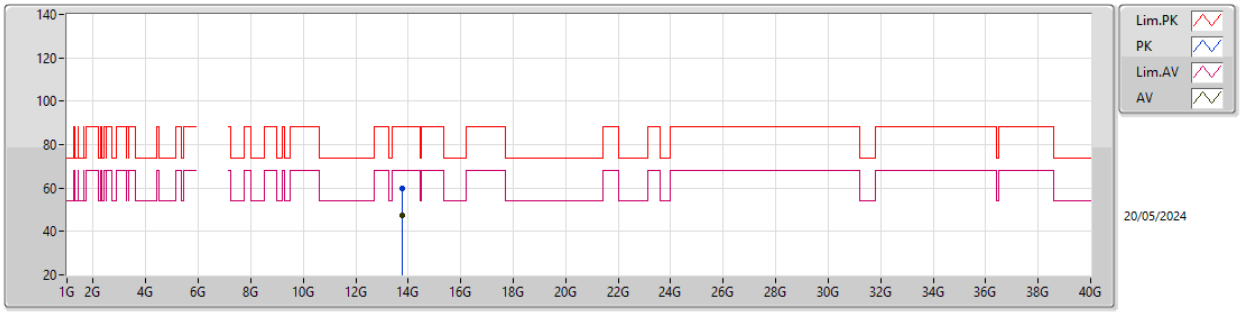

EUT Y_2TX
Setting 14
04-E-J-8

Type	Freq	Level	Limit	Margin	Raw	Dist	Condition	Azimuth	Height	Comment	AF	CL	PA
	(Hz)	(dBuV/m)	(dBuV/m)	(dB)	(dBuV)	(m)		(°)	(m)		(dB)	(dB)	(dB)
PK	13.78583G	60.02	88.20	-28.18	44.26	3	Vertical	76	2.39	-	40.40	10.42	35.06
RMS	13.78579G	47.18	68.20	-21.02	31.42	3	Vertical	76	2.39	-	40.40	10.42	35.06

6.875-7.125GHz_802.11be EHT20-BF_Nss1,(MCS0)_2TX

6895MHz_TX

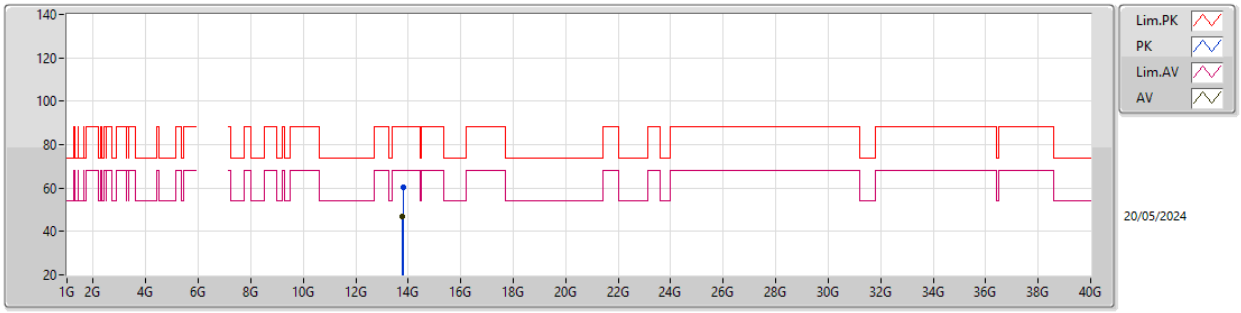

EUT Y_2TX
Setting 14
04-E-J-8

Type	Freq	Level	Limit	Margin	Raw	Dist	Condition	Azimuth	Height	Comment	AF	CL	PA
	(Hz)	(dBuV/m)	(dBuV/m)	(dB)	(dBuV)	(m)		(°)	(m)		(dB)	(dB)	(dB)
PK	13.79455G	60.40	88.20	-27.80	44.65	3	Horizontal	129	1.46	-	40.40	10.42	35.07
RMS	13.78663G	47.12	68.20	-21.08	31.36	3	Horizontal	129	1.46	-	40.40	10.42	35.06

6.875-7.125GHz_802.11be EHT20-BF_Nss1,(MCS0)_2TX

6895MHz_TX

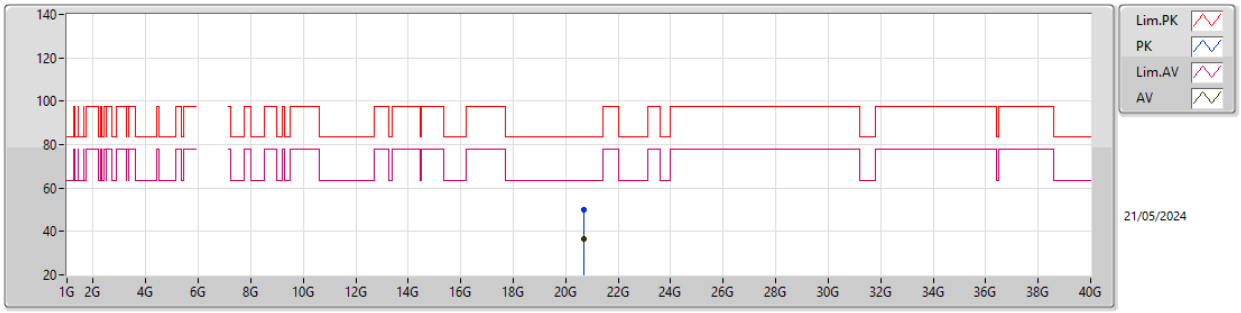

EUT Y_2TX
Setting 14
04-E-K-5

Type	Freq	Level	Limit	Margin	Raw	Dist	Condition	Azimuth	Height	Comment	AF	CL	PA
	(Hz)	(dBuV/m)	(dBuV/m)	(dB)	(dBuV)	(m)		(°)	(m)		(dB)	(dB)	(dB)
PK	20.68094G	49.86	83.54	-33.68	45.27	1	Vertical	150	1.58	-	37.90	15.74	49.05
AV	20.68624G	36.33	63.54	-27.21	31.72	1	Vertical	150	1.58	-	37.90	15.75	49.04

6.875-7.125GHz_802.11be EHT20-BF_Nss1,(MCS0)_2TX

6895MHz_TX

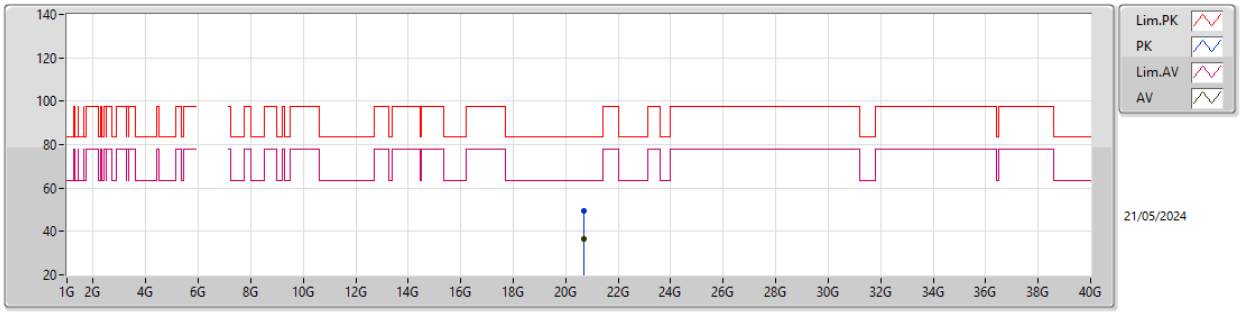

EUT Y_2TX
Setting 14
04-E-K-5

Type	Freq	Level	Limit	Margin	Raw	Dist	Condition	Azimuth	Height	Comment	AF	CL	PA
	(Hz)	(dBuV/m)	(dBuV/m)	(dB)	(dBuV)	(m)		(°)	(m)		(dB)	(dB)	(dB)
PK	20.68885G	49.46	83.54	-34.08	44.85	1	Horizontal	50	1.58	-	37.90	15.75	49.04
AV	20.68799G	36.54	63.54	-27.00	31.93	1	Horizontal	50	1.58	-	37.90	15.75	49.04

6.875-7.125GHz_802.11be EHT20-BF_Nss1,(MCS0)_2TX

6995MHz_TX

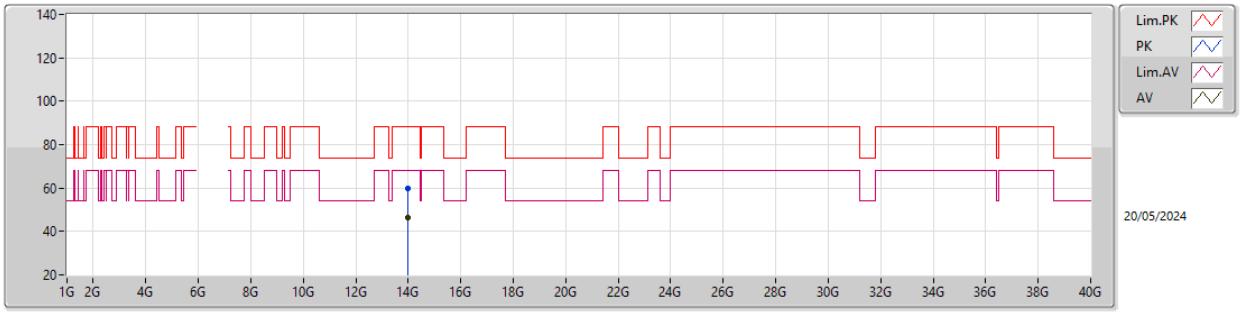

EUT Y_2TX
Setting 16
04-E-J-8

Type	Freq	Level	Limit	Margin	Raw	Dist	Condition	Azimuth	Height	Comment	AF	CL	PA
	(Hz)	(dBuV/m)	(dBuV/m)	(dB)	(dBuV)	(m)		(°)	(m)		(dB)	(dB)	(dB)
PK	13.9918G	59.88	88.20	-28.32	43.92	3	Vertical	325	2.28	-	40.70	10.50	35.24
RMS	13.9933G	46.62	68.20	-21.58	30.66	3	Vertical	325	2.28	-	40.70	10.50	35.24

6.875-7.125GHz_802.11be EHT20-BF_Nss1,(MCS0)_2TX

6995MHz_TX

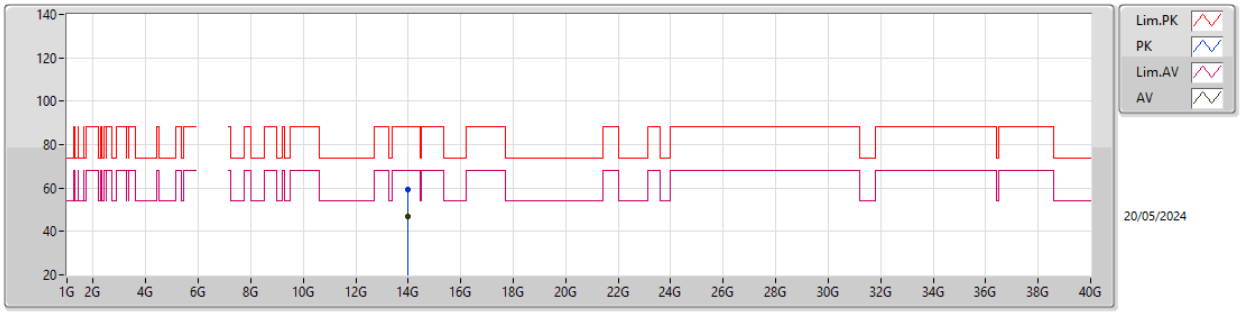

EUT Y_2TX
Setting 16
04-E-J-8

Type	Freq	Level	Limit	Margin	Raw	Dist	Condition	Azimuth	Height	Comment	AF	CL	PA
	(Hz)	(dBuV/m)	(dBuV/m)	(dB)	(dBuV)	(m)		(°)	(m)		(dB)	(dB)	(dB)
PK	13.98994G	59.42	88.20	-28.78	43.46	3	Horizontal	161	2.93	-	40.70	10.50	35.24
RMS	13.99309G	46.65	68.20	-21.55	30.69	3	Horizontal	161	2.93	-	40.70	10.50	35.24

6.875-7.125GHz_802.11be EHT20-BF_Nss1,(MCS0)_2TX

6995MHz_TX

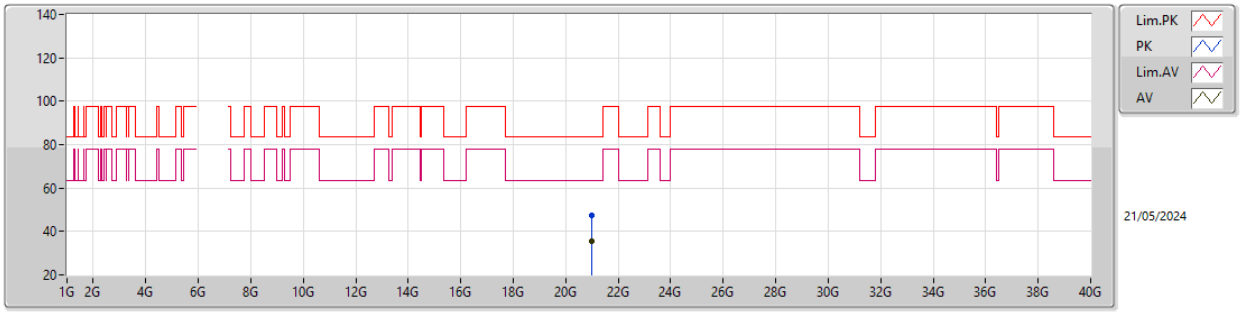

EUT Y_2TX
Setting 16
04-E-K-5

Type	Freq	Level	Limit	Margin	Raw	Dist	Condition	Azimuth	Height	Comment	AF	CL	PA
	(Hz)	(dBuV/m)	(dBuV/m)	(dB)	(dBuV)	(m)		(°)	(m)		(dB)	(dB)	(dB)
PK	20.98687G	47.43	83.54	-36.11	42.38	1	Vertical	188	1.56	-	37.95	15.99	48.89
AV	20.98627G	35.34	63.54	-28.20	30.29	1	Vertical	188	1.56	-	37.95	15.99	48.89

6.875-7.125GHz_802.11be EHT20-BF_Nss1,(MCS0)_2TX

6995MHz_TX

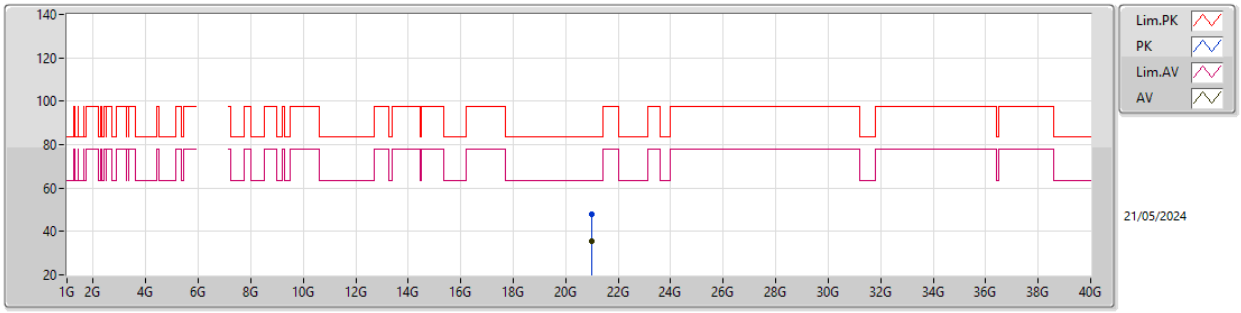

EUT Y_2TX
Setting 16
04-E-K-5

Type	Freq	Level	Limit	Margin	Raw	Dist	Condition	Azimuth	Height	Comment	AF	CL	PA
	(Hz)	(dBuV/m)	(dBuV/m)	(dB)	(dBuV)	(m)		(°)	(m)		(dB)	(dB)	(dB)
PK	20.98678G	47.76	83.54	-35.78	42.71	1	Horizontal	275	1.54	-	37.95	15.99	48.89
AV	20.9891G	35.26	63.54	-28.28	30.22	1	Horizontal	275	1.54	-	37.94	15.99	48.89

6.875-7.125GHz_802.11be EHT20-BF_Nss1,(MCS0)_2TX

7095MHz_TX

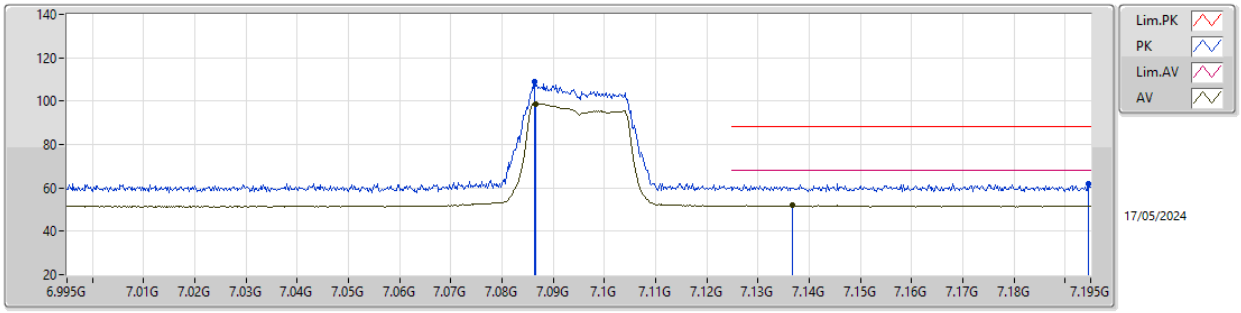

EUT Y_2TX
Setting 14
04-E-G-5-10

Type	Freq	Level	Limit	Margin	Raw	Dist	Condition	Azimuth	Height	Comment	AF	CL	PA
	(Hz)	(dBuV/m)	(dBuV/m)	(dB)	(dBuV)	(m)		(°)	(m)		(dB)	(dB)	(dB)
PK	7.0864G	108.92	Inf	-Inf	99.46	3	Vertical	48	2.15	-	36.43	7.03	34.00
RMS	7.0866G	98.78	Inf	-Inf	89.32	3	Vertical	48	2.15	-	36.43	7.03	34.00
PK	7.1946G	61.99	88.20	-26.21	52.11	3	Vertical	48	2.15	-	36.87	7.06	34.05
RMS	7.1368G	51.86	68.20	-16.34	42.29	3	Vertical	48	2.15	-	36.55	7.04	34.02

6.875-7.125GHz_802.11be EHT20-BF_Nss1,(MCS0)_2TX

7095MHz_TX

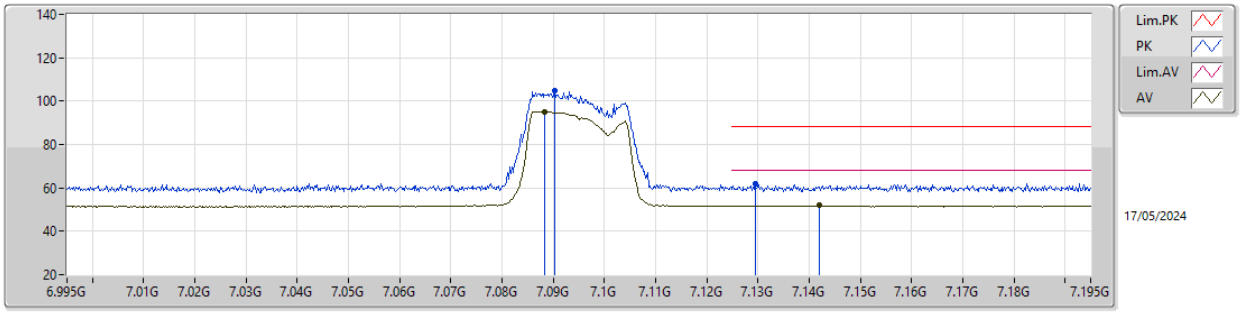

EUT Y_2TX
Setting 14
04-E-G-5-10

Type	Freq	Level	Limit	Margin	Raw	Dist	Condition	Azimuth	Height	Comment	AF	CL	PA
	(Hz)	(dBuV/m)	(dBuV/m)	(dB)	(dBuV)	(m)		(°)	(m)		(dB)	(dB)	(dB)
PK	7.0902G	104.69	Inf	-Inf	95.25	3	Horizontal	345	2.97	-	36.42	7.03	34.01
RMS	7.0884G	95.18	Inf	-Inf	85.74	3	Horizontal	345	2.97	-	36.42	7.03	34.01
PK	7.1294G	61.92	88.20	-26.28	52.38	3	Horizontal	345	2.97	-	36.52	7.04	34.02
RMS	7.142G	51.88	68.20	-16.32	42.30	3	Horizontal	345	2.97	-	36.57	7.04	34.03

6.875-7.125GHz_802.11be EHT20-BF_Nss1,(MCS0)_2TX

7095MHz_TX

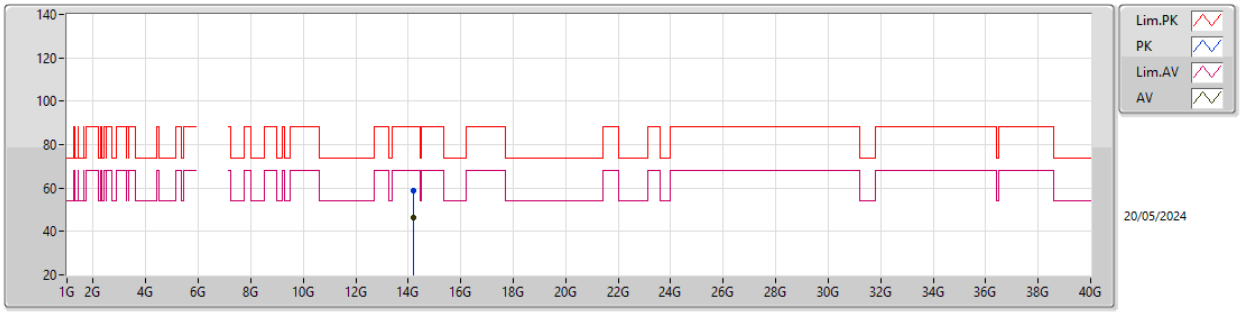

EUT Y_2TX
Setting 14
04-E-J-8

Type	Freq	Level	Limit	Margin	Raw	Dist	Condition	Azimuth	Height	Comment	AF	CL	PA
	(Hz)	(dBuV/m)	(dBuV/m)	(dB)	(dBuV)	(m)		(°)	(m)		(dB)	(dB)	(dB)
PK	14.18646G	58.99	88.20	-29.21	42.81	3	Vertical	275	2.89	-	40.70	10.59	35.11
RMS	14.18664G	46.15	68.20	-22.05	29.97	3	Vertical	275	2.89	-	40.70	10.59	35.11

6.875-7.125GHz_802.11be EHT20-BF_Nss1,(MCS0)_2TX

7095MHz_TX

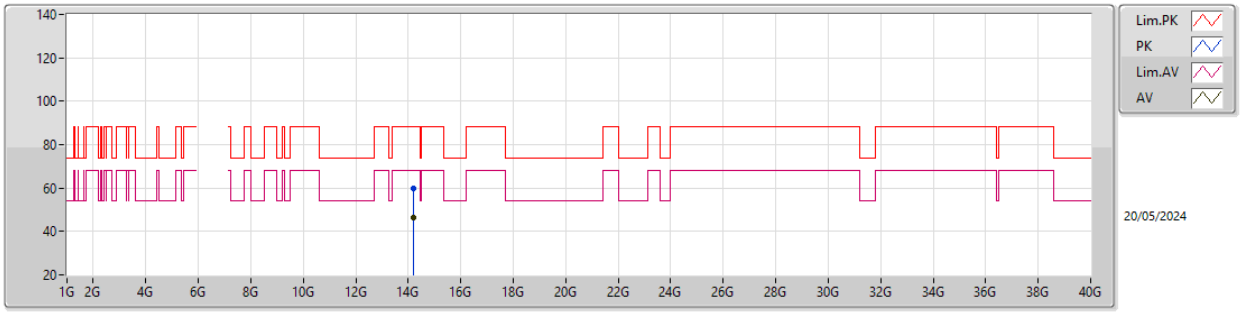

EUT Y_2TX
Setting 14
04-E-J-8

Type	Freq	Level	Limit	Margin	Raw	Dist	Condition	Azimuth	Height	Comment	AF	CL	PA
	(Hz)	(dBuV/m)	(dBuV/m)	(dB)	(dBuV)	(m)		(°)	(m)		(dB)	(dB)	(dB)
PK	14.19431G	59.89	88.20	-28.31	43.71	3	Horizontal	299	2.65	-	40.70	10.59	35.11
RMS	14.18841G	46.20	68.20	-22.00	30.02	3	Horizontal	299	2.65	-	40.70	10.59	35.11

6.875-7.125GHz_802.11be EHT20-BF_Nss1,(MCS0)_2TX

7095MHz_TX

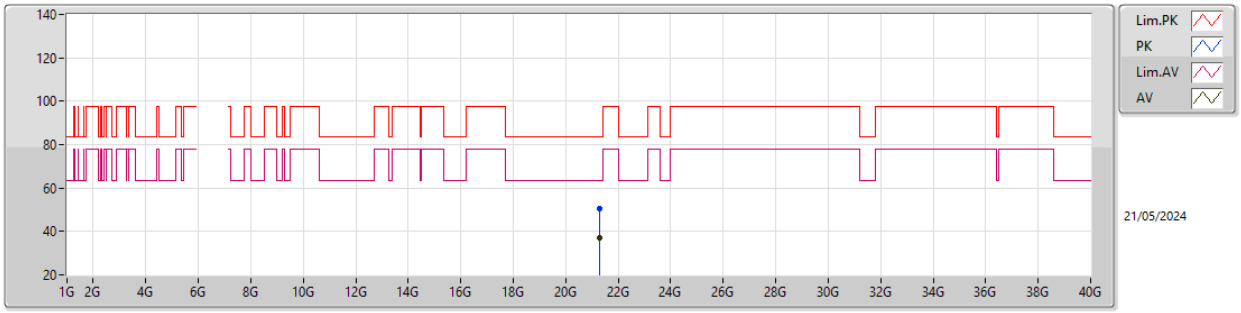

EUT Y_2TX
Setting 14
04-E-K-5

Type	Freq	Level	Limit	Margin	Raw	Dist	Condition	Azimuth	Height	Comment	AF	CL	PA
	(Hz)	(dBuV/m)	(dBuV/m)	(dB)	(dBuV)	(m)		(°)	(m)		(dB)	(dB)	(dB)
PK	21.28713G	50.33	83.54	-33.21	44.65	1	Vertical	47	1.57	-	38.30	16.23	48.85
AV	21.28593G	37.05	63.54	-26.49	31.38	1	Vertical	47	1.57	-	38.29	16.23	48.85

6.875-7.125GHz_802.11be EHT20-BF_Nss1,(MCS0)_2TX

7095MHz_TX

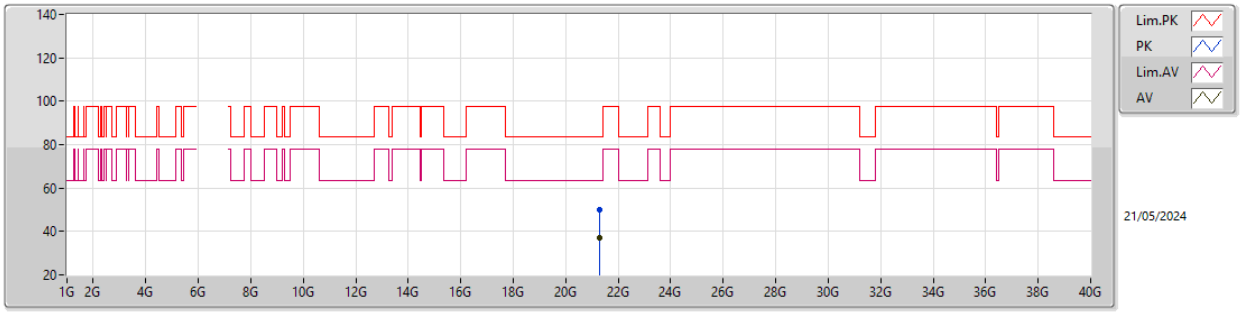

EUT Y_2TX
Setting 14
04-E-K-5

Type	Freq	Level	Limit	Margin	Raw	Dist	Condition	Azimuth	Height	Comment	AF	CL	PA
	(Hz)	(dBuV/m)	(dBuV/m)	(dB)	(dBuV)	(m)		(°)	(m)		(dB)	(dB)	(dB)
PK	21.28045G	50.03	83.54	-33.51	44.42	1	Horizontal	5	1.52	-	38.24	16.22	48.85
AV	21.28827G	37.19	63.54	-26.35	31.50	1	Horizontal	5	1.52	-	38.31	16.23	48.85

6.875-7.125GHz_802.11be EHT20-BF_Nss1,(MCS0)_2TX

7115MHz_TX

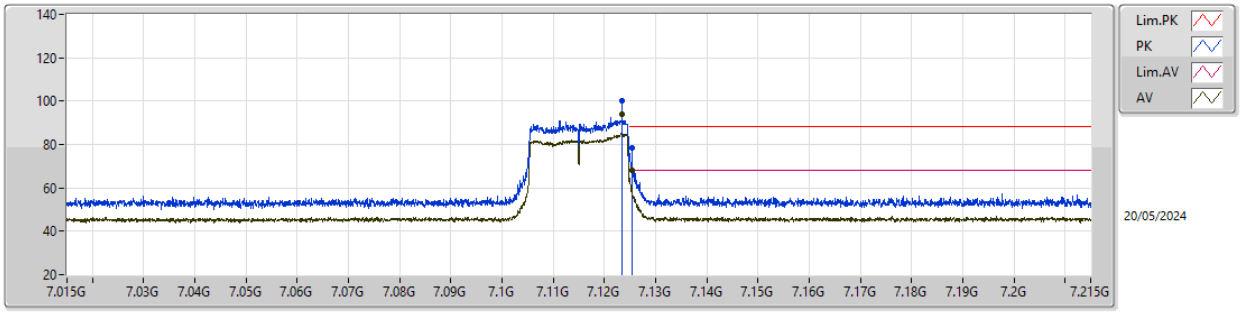

EUT Y_2TX
Setting 5
04-E-J-8-10

Type	Freq	Level	Limit	Margin	Raw	Dist	Condition	Azimuth	Height	Comment	AF	CL	PA
	(Hz)	(dBuV/m)	(dBuV/m)	(dB)	(dBuV)	(m)		(°)	(m)		(dB)	(dB)	(dB)
PK	7.1235G	100.00	Inf	-Inf	90.49	3	Vertical	332	1.80	25_BP 1MH	36.49	7.04	34.02
RMS	7.1235G	94.01	Inf	-Inf	84.50	3	Vertical	332	1.80	25_BP 1MH	36.49	7.04	34.02
PK	7.1255G	78.62	88.20	-9.58	69.10	3	Vertical	332	1.80	25_BP 1MH	36.50	7.04	34.02
RMS	7.1255G	67.93	68.20	-0.27	58.41	3	Vertical	332	1.80	25_BP 1MH	36.50	7.04	34.02

6.875-7.125GHz_802.11be EHT20-BF_Nss1,(MCS0)_2TX

7115MHz_TX

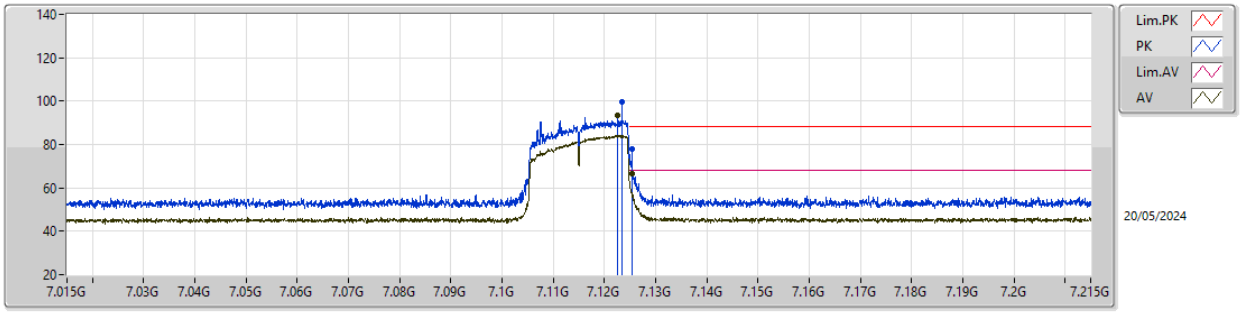

EUT Y_2TX
Setting 5
04-E-J-8-10

Type	Freq	Level	Limit	Margin	Raw	Dist	Condition	Azimuth	Height	Comment	AF	CL	PA
	(Hz)	(dBuV/m)	(dBuV/m)	(dB)	(dBuV)	(m)		(°)	(m)		(dB)	(dB)	(dB)
PK	7.1235G	99.84	Inf	-Inf	90.33	3	Horizontal	303	2.32	25_BP 1MH	36.49	7.04	34.02
RMS	7.1225G	93.46	Inf	-Inf	83.95	3	Horizontal	303	2.32	25_BP 1MH	36.49	7.04	34.02
PK	7.1255G	77.82	88.20	-10.38	68.30	3	Horizontal	303	2.32	25_BP 1MH	36.50	7.04	34.02
RMS	7.1255G	66.69	68.20	-1.51	57.17	3	Horizontal	303	2.32	25_BP 1MH	36.50	7.04	34.02

6.875-7.125GHz_802.11be EHT20-BF_Nss1,(MCS0)_2TX

7115MHz_TX

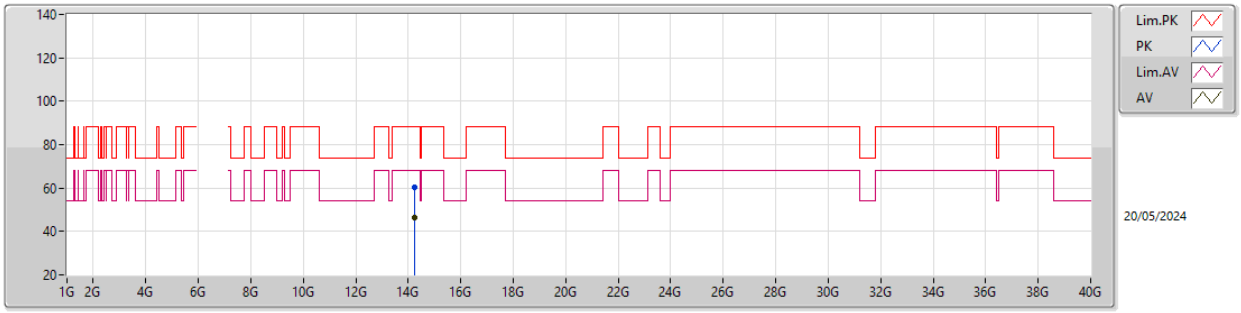

EUT Y_2TX
Setting 5
04-E-J-8

Type	Freq	Level	Limit	Margin	Raw	Dist	Condition	Azimuth	Height	Comment	AF	CL	PA
	(Hz)	(dBuV/m)	(dBuV/m)	(dB)	(dBuV)	(m)		(°)	(m)		(dB)	(dB)	(dB)
PK	14.23239G	60.32	88.20	-27.88	44.15	3	Vertical	338	2.77	-	40.64	10.61	35.08
RMS	14.23427G	46.25	68.20	-21.95	30.09	3	Vertical	338	2.77	-	40.63	10.61	35.08

6.875-7.125GHz_802.11be EHT20-BF_Nss1,(MCS0)_2TX

7115MHz_TX

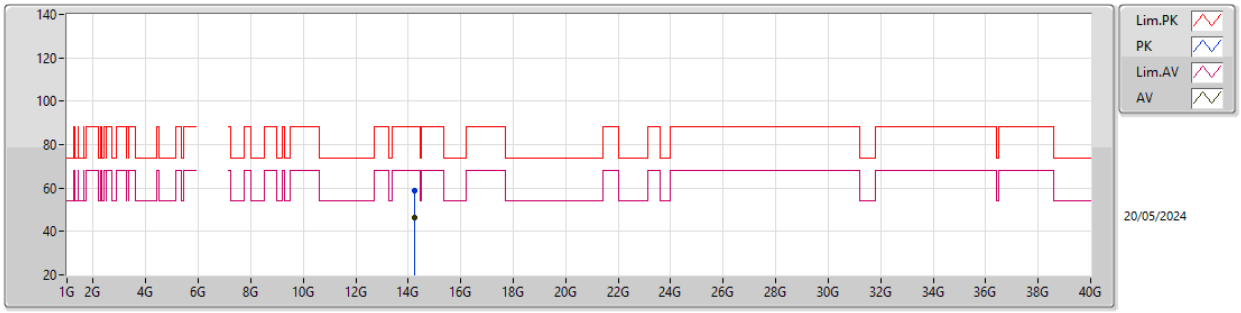

EUT Y_2TX
Setting 5
04-E-J-8

Type	Freq	Level	Limit	Margin	Raw	Dist	Condition	Azimuth	Height	Comment	AF	CL	PA
	(Hz)	(dBuV/m)	(dBuV/m)	(dB)	(dBuV)	(m)		(°)	(m)		(dB)	(dB)	(dB)
PK	14.22681G	59.04	88.20	-29.16	42.86	3	Horizontal	58	2.55	-	40.65	10.61	35.08
RMS	14.22942G	46.16	68.20	-22.04	29.99	3	Horizontal	58	2.55	-	40.64	10.61	35.08

6.875-7.125GHz_802.11be EHT20-BF_Nss1,(MCS0)_2TX

7115MHz_TX

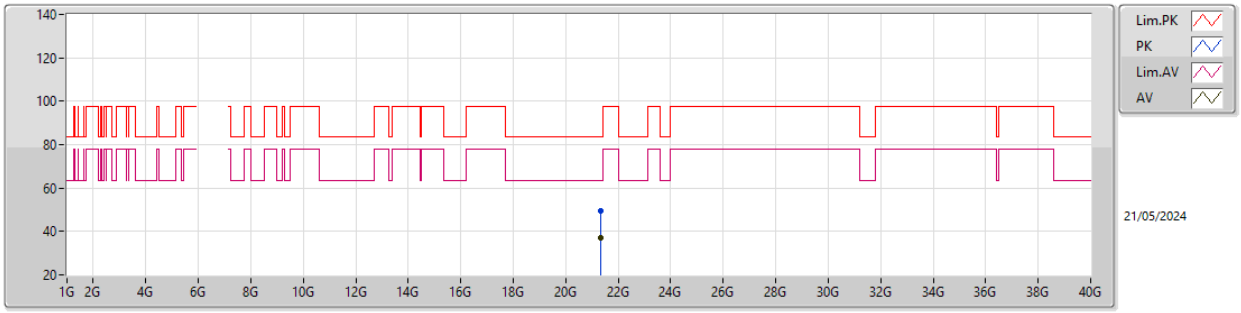

EUT Y_2TX
Setting 5
04-E-K-5

Type	Freq	Level	Limit	Margin	Raw	Dist	Condition	Azimuth	Height	Comment	AF	CL	PA
	(Hz)	(dBuV/m)	(dBuV/m)	(dB)	(dBuV)	(m)		(°)	(m)		(dB)	(dB)	(dB)
PK	21.3402G	49.48	83.54	-34.06	43.73	1	Vertical	162	1.57	-	38.32	16.27	48.84
AV	21.34359G	36.90	63.54	-26.64	31.16	1	Vertical	162	1.57	-	38.31	16.27	48.84

6.875-7.125GHz_802.11be EHT20-BF_Nss1,(MCS0)_2TX

7115MHz_TX

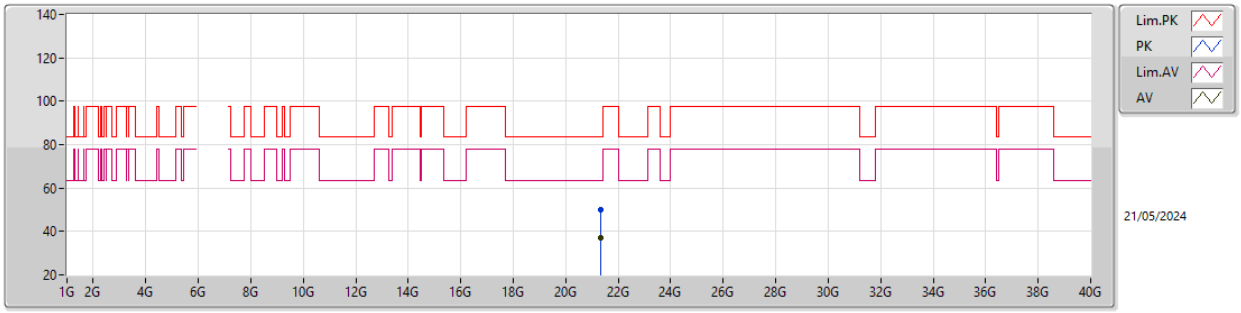

EUT Y_2TX
Setting 5
04-E-K-5

Type	Freq	Level	Limit	Margin	Raw	Dist	Condition	Azimuth	Height	Comment	AF	CL	PA
	(Hz)	(dBuV/m)	(dBuV/m)	(dB)	(dBuV)	(m)		(°)	(m)		(dB)	(dB)	(dB)
PK	21.34493G	50.20	83.54	-33.34	44.45	1	Horizontal	137	1.50	-	38.31	16.28	48.84
AV	21.34011G	36.95	63.54	-26.59	31.20	1	Horizontal	137	1.50	-	38.32	16.27	48.84

5.925-6.425GHz_802.11be EHT40-BF_Nss1,(MCS0)_2TX

5965MHz_TX

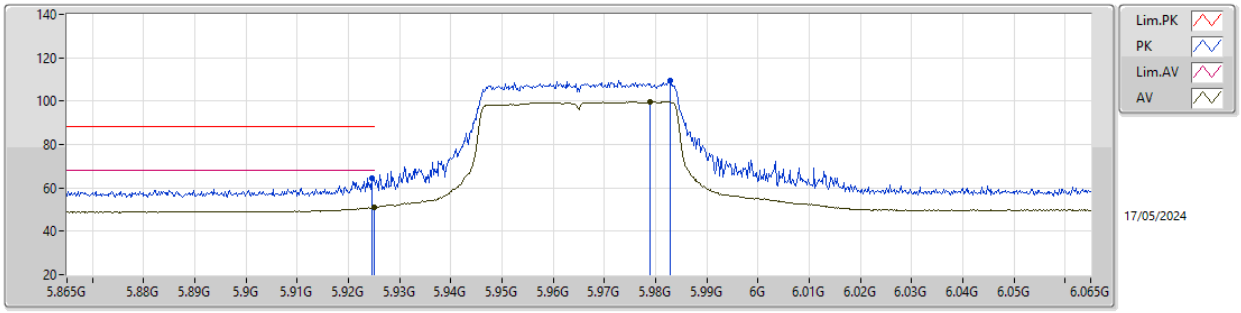

EUT Y_2TX
Setting 17
04-E-G-5-10

Type	Freq	Level	Limit	Margin	Raw	Dist	Condition	Azimuth	Height	Comment	AF	CL	PA
	(Hz)	(dBuV/m)	(dBuV/m)	(dB)	(dBuV)	(m)		(°)	(m)		(dB)	(dB)	(dB)
PK	5.9246G	64.68	88.20	-23.52	57.03	3	Vertical	62	1.48	-	34.85	6.31	33.51
RMS	5.925G	50.84	68.20	-17.36	43.19	3	Vertical	62	1.48	-	34.85	6.31	33.51
PK	5.9828G	109.64	Inf	-Inf	101.81	3	Vertical	62	1.48	-	35.00	6.36	33.53
RMS	5.979G	99.68	Inf	-Inf	91.84	3	Vertical	62	1.48	-	35.00	6.36	33.52

5.925-6.425GHz_802.11be EHT40-BF_Nss1,(MCS0)_2TX

5965MHz_TX

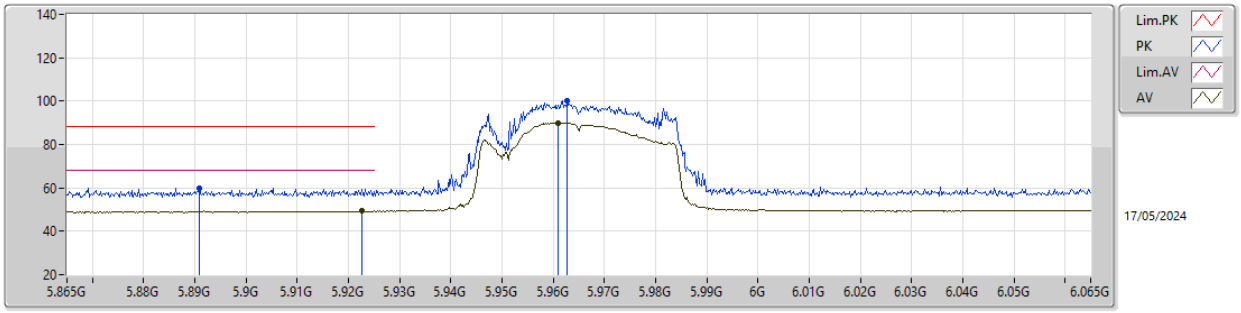

EUT Y_2TX
Setting 17
04-E-G-5-10

Type	Freq	Level	Limit	Margin	Raw	Dist	Condition	Azimuth	Height	Comment	AF	CL	PA
	(Hz)	(dBuV/m)	(dBuV/m)	(dB)	(dBuV)	(m)		(°)	(m)		(dB)	(dB)	(dB)
PK	5.8908G	59.94	88.20	-28.26	52.52	3	Horizontal	295	2.80	-	34.64	6.28	33.50
RMS	5.9226G	49.30	68.20	-18.90	41.66	3	Horizontal	295	2.80	-	34.84	6.31	33.51
PK	5.9628G	100.39	Inf	-Inf	92.56	3	Horizontal	295	2.80	-	35.00	6.35	33.52
RMS	5.961G	89.80	Inf	-Inf	81.98	3	Horizontal	295	2.80	-	35.00	6.34	33.52

5.925-6.425GHz_802.11be EHT40-BF_Nss1,(MCS0)_2TX

5965MHz_TX

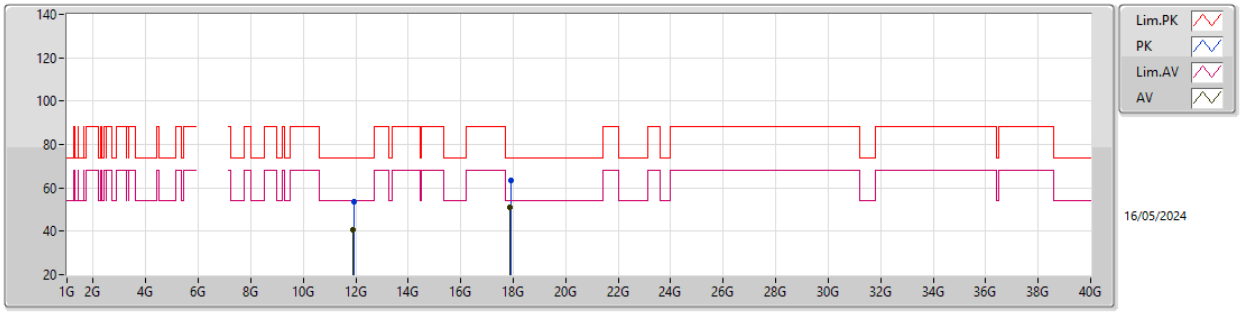

EUT Y_2TX
Setting 17
04-E-J-8

Type	Freq	Level	Limit	Margin	Raw	Dist	Condition	Azimuth	Height	Comment	AF	CL	PA
	(Hz)	(dBuV/m)	(dBuV/m)	(dB)	(dBuV)	(m)		(°)	(m)		(dB)	(dB)	(dB)
PK	11.92545G	53.64	74.00	-20.36	39.92	3	Vertical	111	1.79	-	38.60	9.69	34.57
AV	11.9071G	40.88	54.00	-13.12	27.17	3	Vertical	111	1.79	-	38.60	9.68	34.57
PK	17.9184G	63.40	74.00	-10.60	44.12	3	Vertical	70	2.76	-	41.54	12.99	35.25
AV	17.87325G	51.10	54.00	-2.90	31.92	3	Vertical	70	2.76	-	41.45	12.96	35.23

5.925-6.425GHz_802.11be EHT40-BF_Nss1,(MCS0)_2TX

5965MHz_TX

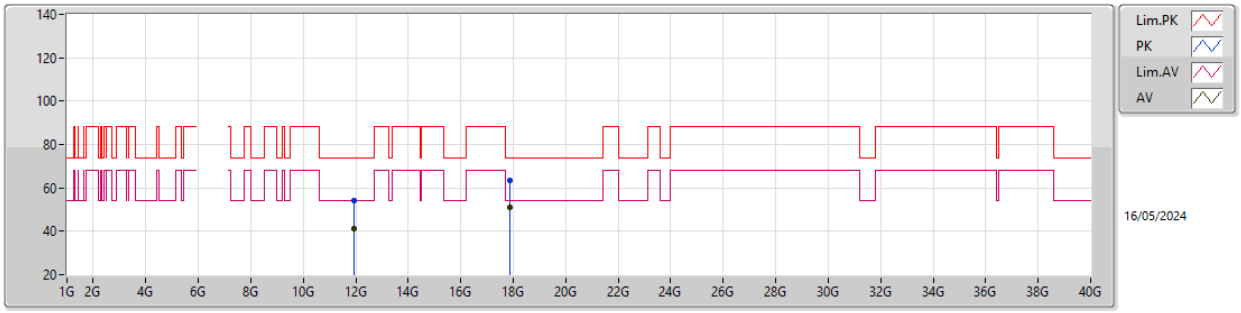

EUT Y_2TX
Setting 17
04-E-J-8

Type	Freq	Level	Limit	Margin	Raw	Dist	Condition	Azimuth	Height	Comment	AF	CL	PA
	(Hz)	(dBuV/m)	(dBuV/m)	(dB)	(dBuV)	(m)		(°)	(m)		(dB)	(dB)	(dB)
PK	11.9362G	53.89	74.00	-20.11	40.15	3	Horizontal	53	1.64	-	38.60	9.70	34.56
AV	11.9466G	40.95	54.00	-13.05	27.21	3	Horizontal	53	1.64	-	38.60	9.70	34.56
PK	17.8727G	63.69	74.00	-10.31	44.51	3	Horizontal	31	1.55	-	41.45	12.96	35.23
AV	17.8728G	51.09	54.00	-2.91	31.91	3	Horizontal	31	1.55	-	41.45	12.96	35.23

5.925-6.425GHz_802.11be EHT40-BF_Nss1,(MCS0)_2TX

5965MHz_TX

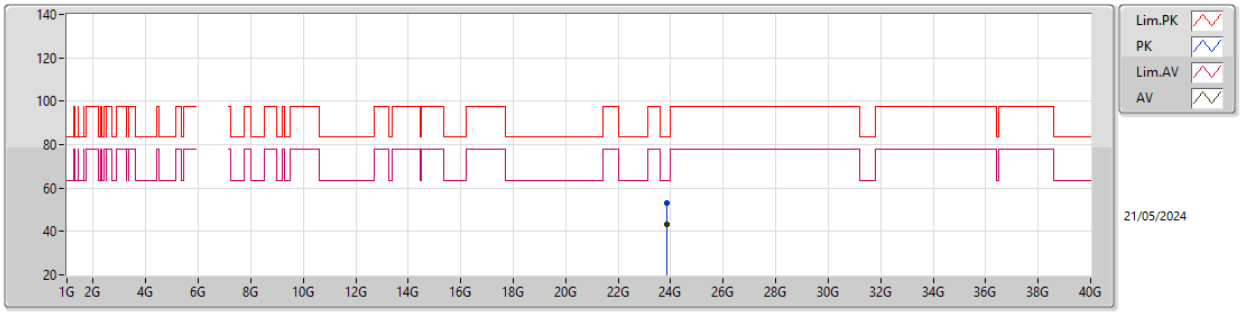

EUT Y_2TX
Setting 17
04-E-K-5

Type	Freq	Level	Limit	Margin	Raw	Dist	Condition	Azimuth	Height	Comment	AF	CL	PA
	(Hz)	(dBuV/m)	(dBuV/m)	(dB)	(dBuV)	(m)		(°)	(m)		(dB)	(dB)	(dB)
PK	23.85976G	53.16	74.00	-20.84	44.16	1	Vertical	3	1.67	-	38.80	17.36	47.16
AV	23.85995G	43.42	63.54	-20.12	34.42	1	Vertical	3	1.67	-	38.80	17.36	47.16

5.925-6.425GHz_802.11be EHT40-BF_Nss1,(MCS0)_2TX

5965MHz_TX

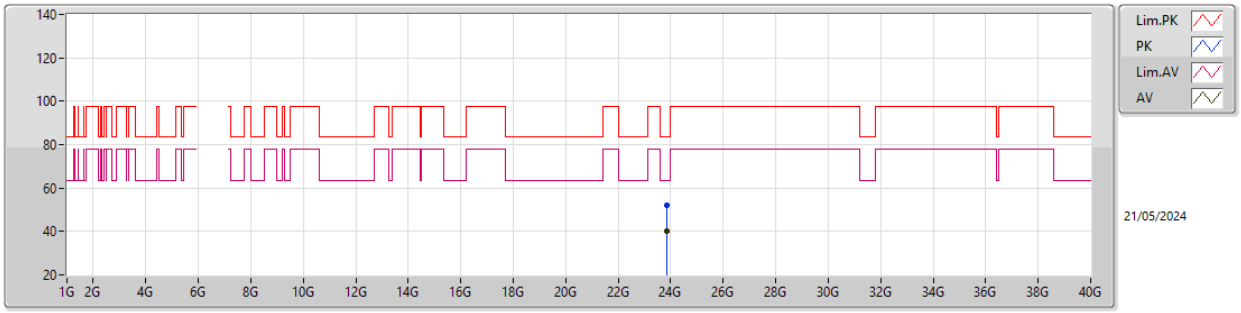

EUT Y_2TX
Setting 17
04-E-K-5

Type	Freq	Level	Limit	Margin	Raw	Dist	Condition	Azimuth	Height	Comment	AF	CL	PA
	(Hz)	(dBuV/m)	(dBuV/m)	(dB)	(dBuV)	(m)		(°)	(m)		(dB)	(dB)	(dB)
PK	23.85989G	52.16	74.00	-21.84	43.16	1	Horizontal	63	1.50	-	38.80	17.36	47.16
AV	23.85988G	40.37	63.54	-23.17	31.37	1	Horizontal	63	1.50	-	38.80	17.36	47.16

5.925-6.425GHz_802.11be EHT40-BF_Nss1,(MCS0)_2TX

6205MHz_TX

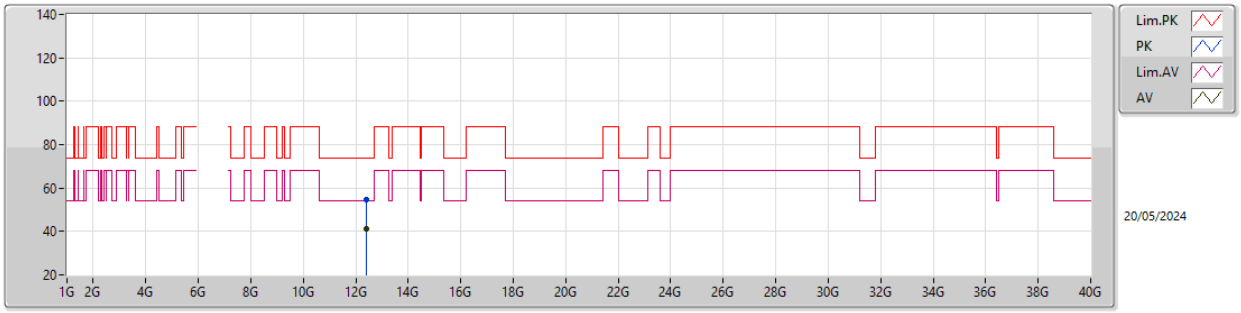

EUT Y_2TX
Setting 18
04-E-J-8

Type	Freq	Level	Limit	Margin	Raw	Dist	Condition	Azimuth	Height	Comment	AF	CL	PA
	(Hz)	(dBuV/m)	(dBuV/m)	(dB)	(dBuV)	(m)		(°)	(m)		(dB)	(dB)	(dB)
PK	12.40727G	54.63	74.00	-19.37	40.77	3	Vertical	45	1.17	-	38.50	9.89	34.53
AV	12.41209G	41.38	54.00	-12.62	27.52	3	Vertical	45	1.17	-	38.50	9.89	34.53

5.925-6.425GHz_802.11be EHT40-BF_Nss1,(MCS0)_2TX

6205MHz_TX

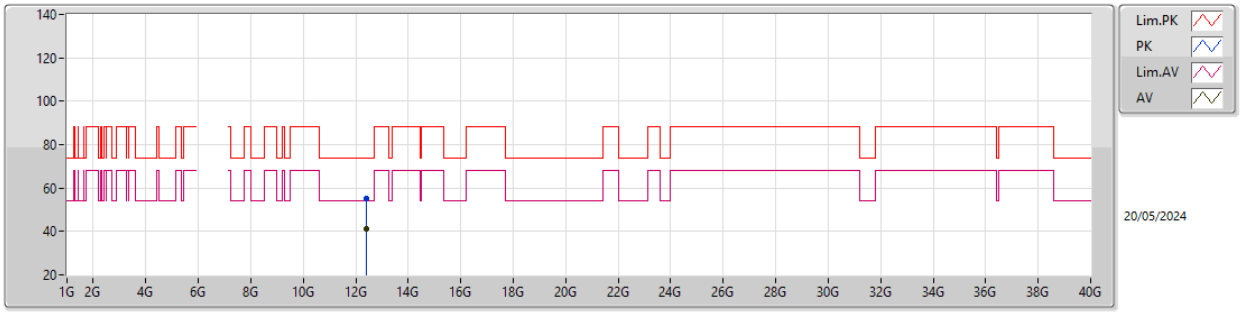

EUT Y_2TX
Setting 18
04-E-J-8

Type	Freq	Level	Limit	Margin	Raw	Dist	Condition	Azimuth	Height	Comment	AF	CL	PA
	(Hz)	(dBuV/m)	(dBuV/m)	(dB)	(dBuV)	(m)		(°)	(m)		(dB)	(dB)	(dB)
PK	12.40717G	55.29	74.00	-18.71	41.43	3	Horizontal	261	1.98	-	38.50	9.89	34.53
AV	12.4088G	41.39	54.00	-12.61	27.53	3	Horizontal	261	1.98	-	38.50	9.89	34.53

5.925-6.425GHz_802.11be EHT40-BF_Nss1,(MCS0)_2TX

6205MHz_TX

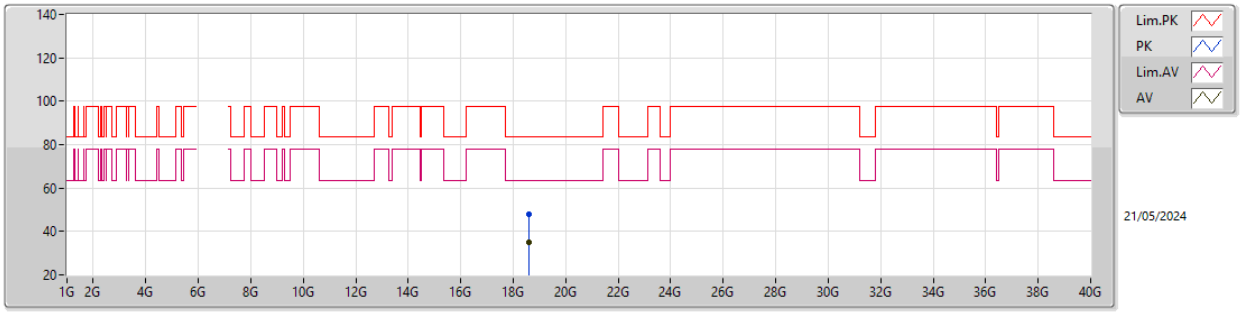

EUT Y_2TX
Setting 18
04-E-K-5

Type	Freq	Level	Limit	Margin	Raw	Dist	Condition	Azimuth	Height	Comment	AF	CL	PA
	(Hz)	(dBuV/m)	(dBuV/m)	(dB)	(dBuV)	(m)		(°)	(m)		(dB)	(dB)	(dB)
PK	18.61723G	48.17	83.54	-35.37	44.77	1	Vertical	88	1.54	-	37.73	15.27	49.60
AV	18.61466G	34.84	63.54	-28.70	31.44	1	Vertical	88	1.54	-	37.73	15.27	49.60

5.925-6.425GHz_802.11be EHT40-BF_Nss1,(MCS0)_2TX

6205MHz_TX

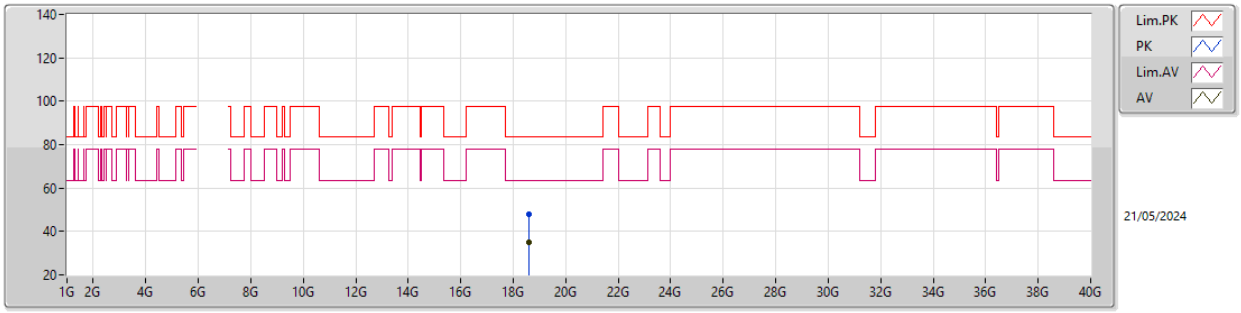

EUT Y_2TX
Setting 18
04-E-K-5

Type	Freq	Level	Limit	Margin	Raw	Dist	Condition	Azimuth	Height	Comment	AF	CL	PA
	(Hz)	(dBuV/m)	(dBuV/m)	(dB)	(dBuV)	(m)		(°)	(m)		(dB)	(dB)	(dB)
PK	18.61503G	47.96	83.54	-35.58	44.56	1	Horizontal	83	1.51	-	37.73	15.27	49.60
AV	18.61804G	34.94	63.54	-28.60	31.53	1	Horizontal	83	1.51	-	37.74	15.27	49.60

5.925-6.425GHz_802.11be EHT40-BF_Nss1,(MCS0)_2TX

6405MHz_TX

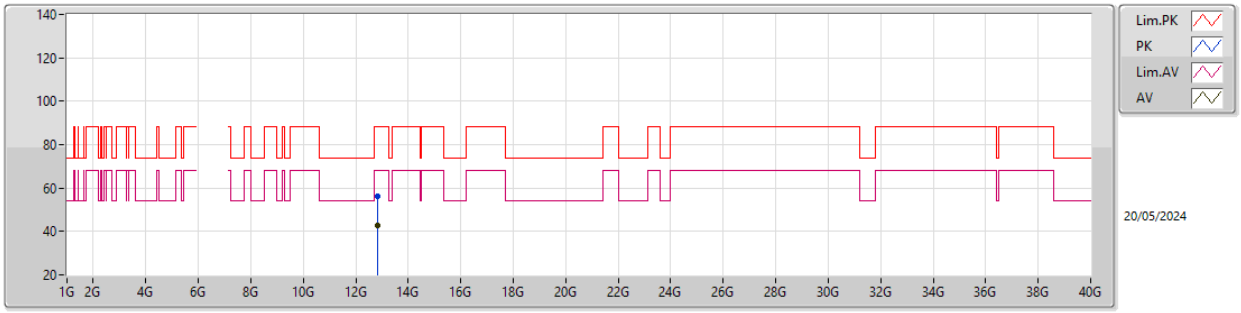

EUT Y_2TX
Setting 16
04-E-J-8

Type	Freq	Level	Limit	Margin	Raw	Dist	Condition	Azimuth	Height	Comment	AF	CL	PA
	(Hz)	(dBuV/m)	(dBuV/m)	(dB)	(dBuV)	(m)		(°)	(m)		(dB)	(dB)	(dB)
PK	12.81438G	56.36	88.20	-31.84	41.78	3	Vertical	167	1.63	-	39.06	10.04	34.52
RMS	12.81426G	42.60	68.20	-25.60	28.02	3	Vertical	167	1.63	-	39.06	10.04	34.52

5.925-6.425GHz_802.11be EHT40-BF_Nss1,(MCS0)_2TX

6405MHz_TX

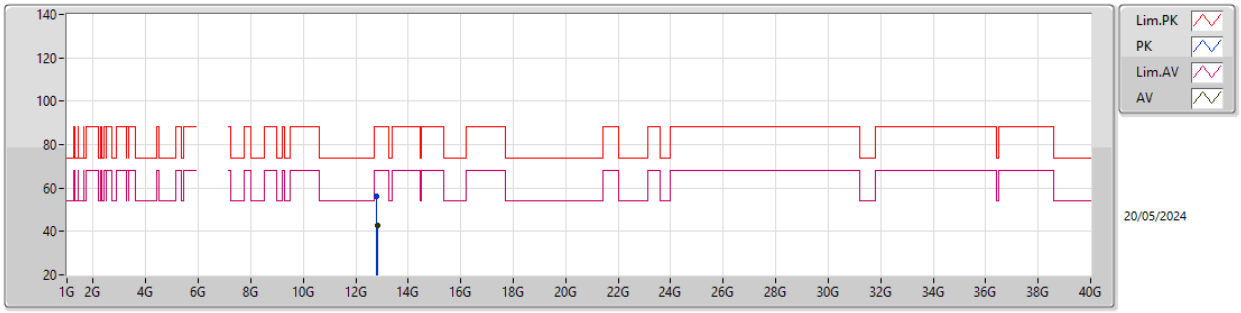

EUT Y_2TX
Setting 16
04-E-J-8

Type	Freq	Level	Limit	Margin	Raw	Dist	Condition	Azimuth	Height	Comment	AF	CL	PA
	(Hz)	(dBuV/m)	(dBuV/m)	(dB)	(dBuV)	(m)		(°)	(m)		(dB)	(dB)	(dB)
PK	12.80586G	56.15	88.20	-32.05	41.61	3	Horizontal	15	1.57	-	39.02	10.04	34.52
RMS	12.81171G	42.59	68.20	-25.61	28.02	3	Horizontal	15	1.57	-	39.05	10.04	34.52

5.925-6.425GHz_802.11be EHT40-BF_Nss1,(MCS0)_2TX

6405MHz_TX

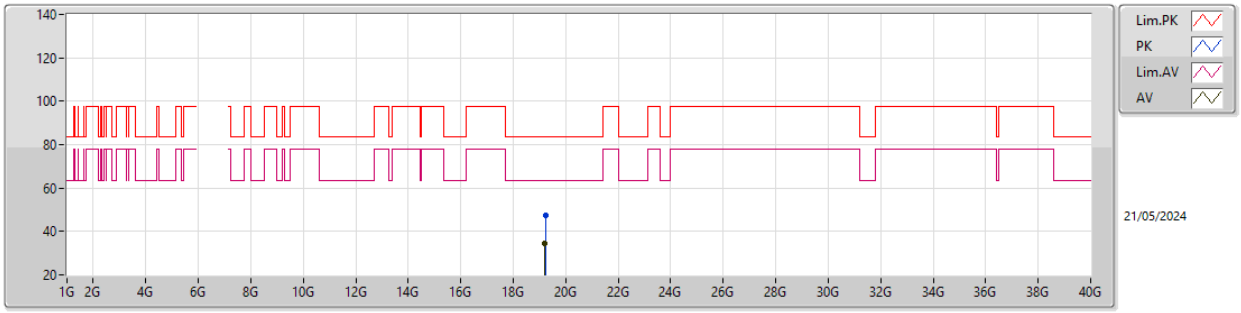

EUT Y_2TX
Setting 16
04-E-K-5

Type	Freq	Level	Limit	Margin	Raw	Dist	Condition	Azimuth	Height	Comment	AF	CL	PA
	(Hz)	(dBuV/m)	(dBuV/m)	(dB)	(dBuV)	(m)		(°)	(m)		(dB)	(dB)	(dB)
PK	19.21993G	47.43	83.54	-36.11	43.72	1	Vertical	206	1.56	-	37.96	15.24	49.49
AV	19.21194G	34.25	63.54	-29.29	30.51	1	Vertical	206	1.56	-	37.98	15.24	49.48

5.925-6.425GHz_802.11be EHT40-BF_Nss1,(MCS0)_2TX

6405MHz_TX

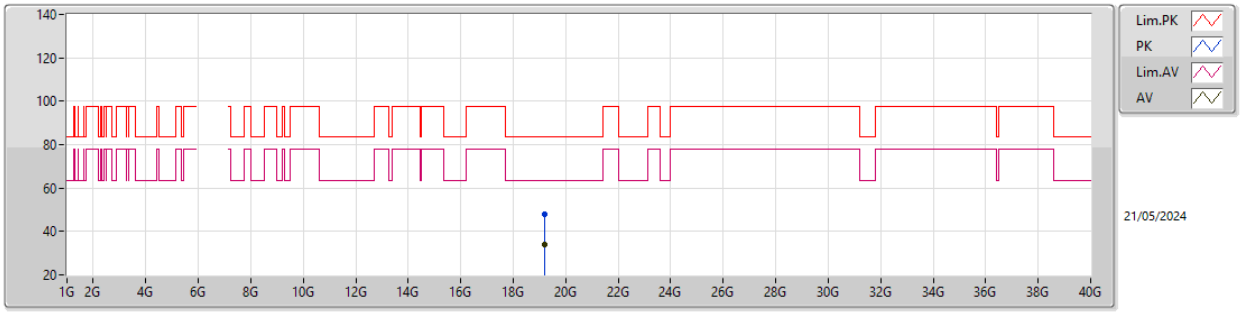

EUT Y_2TX
Setting 16
04-E-K-5

Type	Freq	Level	Limit	Margin	Raw	Dist	Condition	Azimuth	Height	Comment	AF	CL	PA
	(Hz)	(dBuV/m)	(dBuV/m)	(dB)	(dBuV)	(m)		(°)	(m)		(dB)	(dB)	(dB)
PK	19.21382G	47.71	83.54	-35.83	43.99	1	Horizontal	19	1.56	-	37.97	15.24	49.49
AV	19.21134G	34.14	63.54	-29.40	30.40	1	Horizontal	19	1.56	-	37.98	15.24	49.48

6.425-6.525GHz_802.11be EHT40-BF_Nss1,(MCS0)_2TX

6445MHz_TX

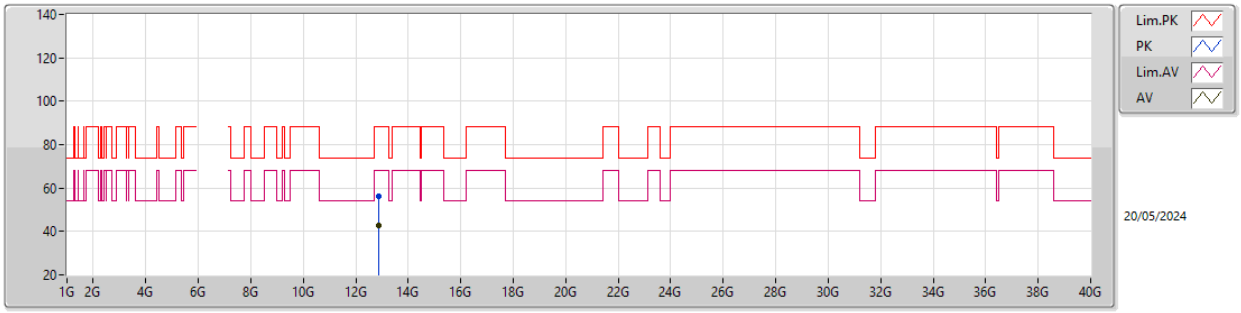

EUT Y_2TX
Setting 18
04-E-J-8

Type	Freq	Level	Limit	Margin	Raw	Dist	Condition	Azimuth	Height	Comment	AF	CL	PA
	(Hz)	(dBuV/m)	(dBuV/m)	(dB)	(dBuV)	(m)		(°)	(m)		(dB)	(dB)	(dB)
PK	12.88536G	56.01	88.20	-32.19	41.25	3	Vertical	197	2.70	-	39.20	10.07	34.51
RMS	12.88722G	42.77	68.20	-25.43	28.01	3	Vertical	197	2.70	-	39.20	10.07	34.51

6.425-6.525GHz_802.11be EHT40-BF_Nss1,(MCS0)_2TX

6445MHz_TX

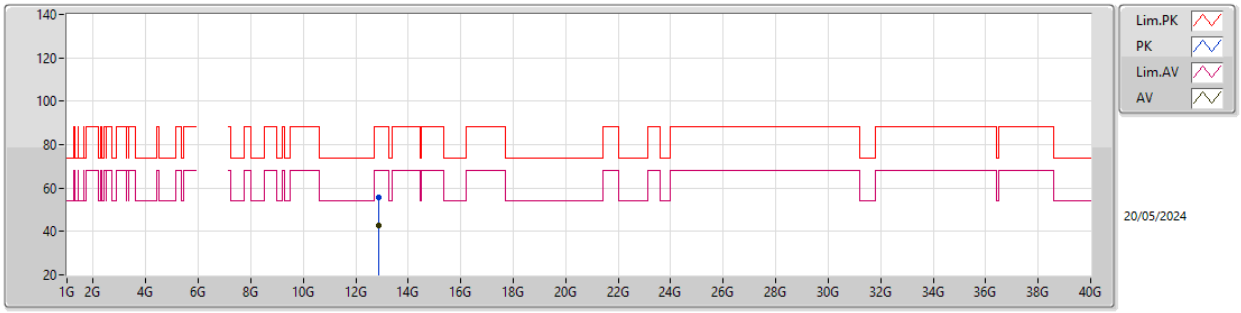

EUT Y_2TX
Setting 18
04-E-J-8

Type	Freq	Level	Limit	Margin	Raw	Dist	Condition	Azimuth	Height	Comment	AF	CL	PA
	(Hz)	(dBuV/m)	(dBuV/m)	(dB)	(dBuV)	(m)		(°)	(m)		(dB)	(dB)	(dB)
PK	12.88955G	55.88	88.20	-32.32	41.12	3	Horizontal	285	2.17	-	39.20	10.07	34.51
RMS	12.88999G	42.60	68.20	-25.60	27.84	3	Horizontal	285	2.17	-	39.20	10.07	34.51

6.425-6.525GHz_802.11be EHT40-BF_Nss1,(MCS0)_2TX

6445MHz_TX

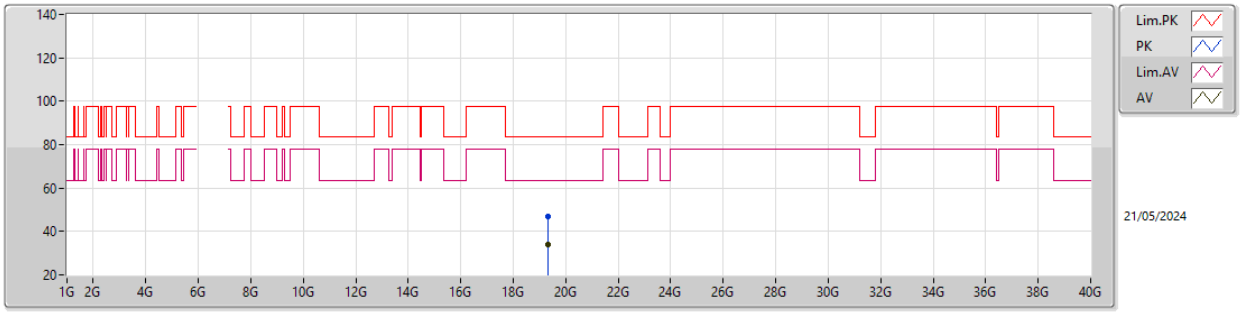

EUT Y_2TX
Setting 18
04-E-K-5

Type	Freq	Level	Limit	Margin	Raw	Dist	Condition	Azimuth	Height	Comment	AF	CL	PA
	(Hz)	(dBuV/m)	(dBuV/m)	(dB)	(dBuV)	(m)		(°)	(m)		(dB)	(dB)	(dB)
PK	19.33097G	47.03	83.54	-36.51	43.49	1	Vertical	78	1.51	-	37.88	15.23	49.57
AV	19.33003G	33.99	63.54	-29.55	30.44	1	Vertical	78	1.51	-	37.88	15.23	49.56

6.425-6.525GHz_802.11be EHT40-BF_Nss1,(MCS0)_2TX

6445MHz_TX

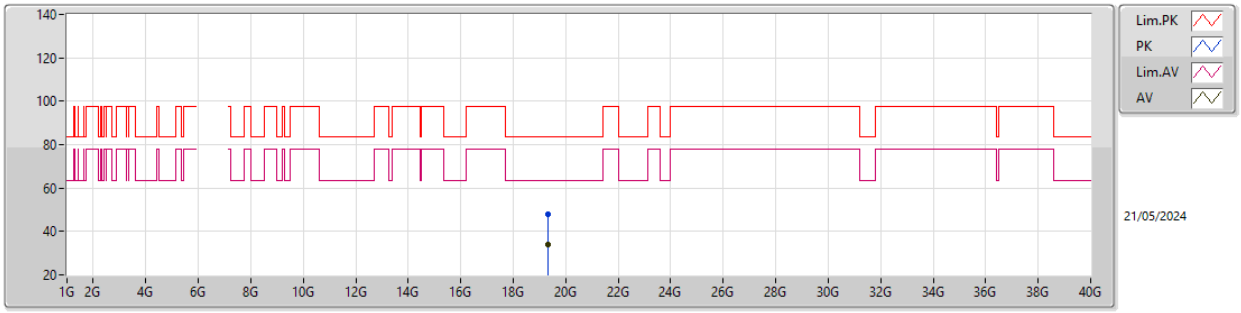

EUT Y_2TX
Setting 18
04-E-K-5

Type	Freq	Level	Limit	Margin	Raw	Dist	Condition	Azimuth	Height	Comment	AF	CL	PA
	(Hz)	(dBuV/m)	(dBuV/m)	(dB)	(dBuV)	(m)		(°)	(m)		(dB)	(dB)	(dB)
PK	19.33091G	47.93	83.54	-35.61	44.39	1	Horizontal	159	1.50	-	37.88	15.23	49.57
AV	19.33925G	33.94	63.54	-29.60	30.44	1	Horizontal	159	1.50	-	37.84	15.23	49.57

6.425-6.525GHz_802.11be EHT40-BF_Nss1,(MCS0)_2TX

6485MHz_TX

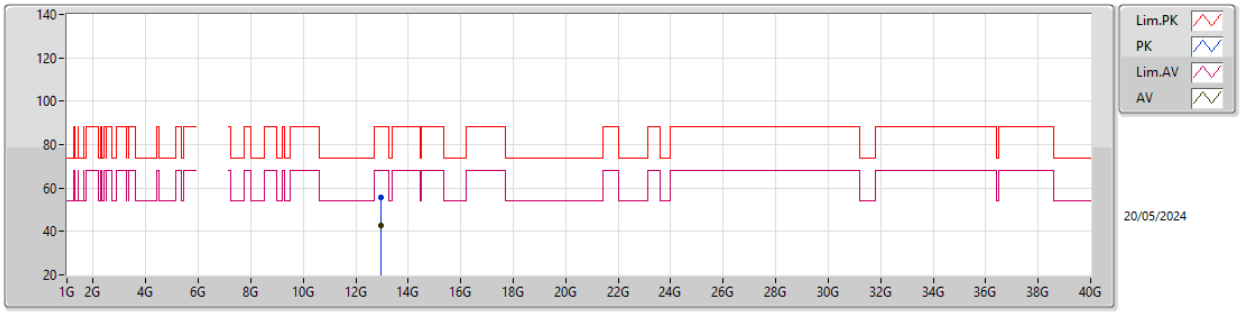

EUT Y_2TX
Setting 19
04-E-J-8

Type	Freq	Level	Limit	Margin	Raw	Dist	Condition	Azimuth	Height	Comment	AF	CL	PA
	(Hz)	(dBuV/m)	(dBuV/m)	(dB)	(dBuV)	(m)		(°)	(m)		(dB)	(dB)	(dB)
PK	12.97225G	55.56	88.20	-32.64	40.63	3	Vertical	266	1.80	-	39.34	10.10	34.51
RMS	12.9725G	42.52	68.20	-25.68	27.59	3	Vertical	266	1.80	-	39.34	10.10	34.51

6.425-6.525GHz_802.11be EHT40-BF_Nss1,(MCS0)_2TX

6485MHz_TX

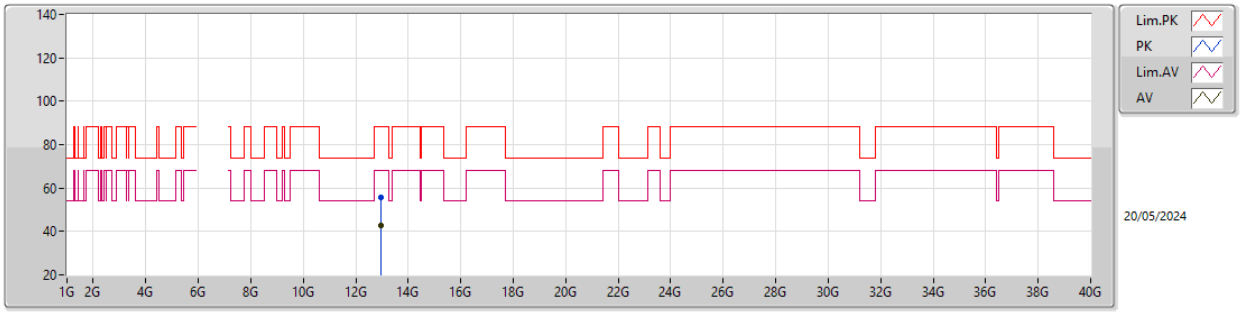

EUT Y_2TX
Setting 19
04-E-J-8

Type	Freq	Level	Limit	Margin	Raw	Dist	Condition	Azimuth	Height	Comment	AF	CL	PA
	(Hz)	(dBuV/m)	(dBuV/m)	(dB)	(dBuV)	(m)		(°)	(m)		(dB)	(dB)	(dB)
PK	12.97015G	55.75	88.20	-32.45	40.82	3	Horizontal	273	1.80	-	39.34	10.10	34.51
RMS	12.98015G	42.52	68.20	-25.68	27.56	3	Horizontal	273	1.80	-	39.36	10.11	34.51

6.425-6.525GHz_802.11be EHT40-BF_Nss1,(MCS0)_2TX

6485MHz_TX

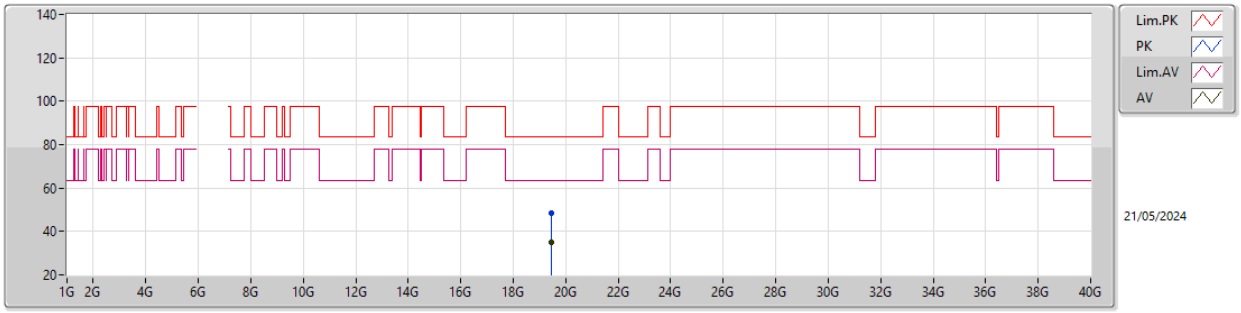

EUT Y_2TX
Setting 19
04-E-K-5

Type	Freq	Level	Limit	Margin	Raw	Dist	Condition	Azimuth	Height	Comment	AF	CL	PA
	(Hz)	(dBuV/m)	(dBuV/m)	(dB)	(dBuV)	(m)		(°)	(m)		(dB)	(dB)	(dB)
PK	19.45235G	48.57	83.54	-34.97	45.18	1	Vertical	219	1.54	-	37.81	15.23	49.65
AV	19.45617G	35.11	63.54	-28.43	31.71	1	Vertical	219	1.54	-	37.82	15.23	49.65

6.425-6.525GHz_802.11be EHT40-BF_Nss1,(MCS0)_2TX

6485MHz_TX

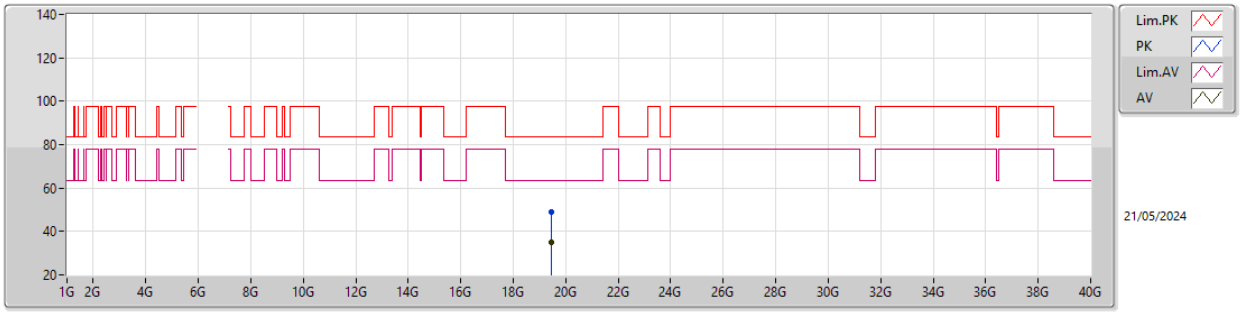

EUT Y_2TX
Setting 19
04-E-K-5

Type	Freq	Level	Limit	Margin	Raw	Dist	Condition	Azimuth	Height	Comment	AF	CL	PA
	(Hz)	(dBuV/m)	(dBuV/m)	(dB)	(dBuV)	(m)		(°)	(m)		(dB)	(dB)	(dB)
PK	19.4527G	48.93	83.54	-34.61	45.54	1	Horizontal	296	1.54	-	37.81	15.23	49.65
AV	19.45018G	35.19	63.54	-28.35	31.81	1	Horizontal	296	1.54	-	37.80	15.23	49.65

6.425-6.525GHz_802.11be EHT40-BF_Nss1,(MCS0)_2TX

6525MHz_TX

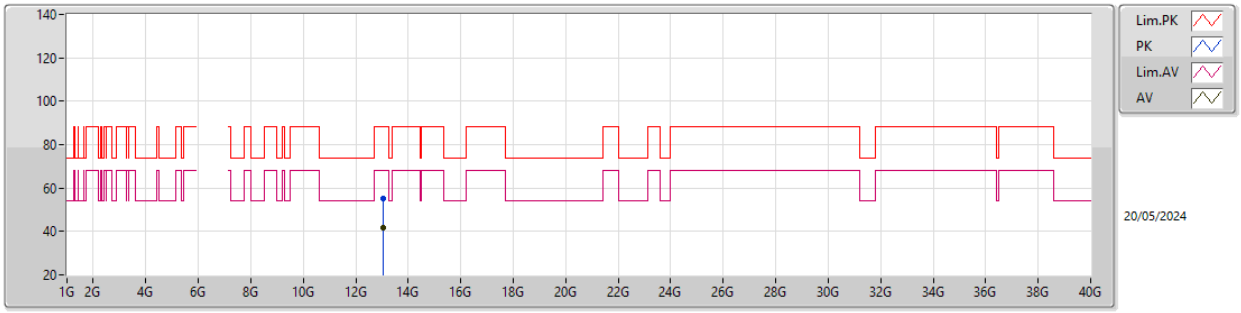

EUT Y_2TX
Setting 19
04-E-J-8

Type	Freq	Level	Limit	Margin	Raw	Dist	Condition	Azimuth	Height	Comment	AF	CL	PA
	(Hz)	(dBuV/m)	(dBuV/m)	(dB)	(dBuV)	(m)		(°)	(m)		(dB)	(dB)	(dB)
PK	13.0455G	55.14	88.20	-33.06	40.15	3	Vertical	15	1.04	-	39.40	10.13	34.54
RMS	13.04561G	41.63	68.20	-26.57	26.64	3	Vertical	15	1.04	-	39.40	10.13	34.54

6.425-6.525GHz_802.11be EHT40-BF_Nss1,(MCS0)_2TX

6525MHz_TX

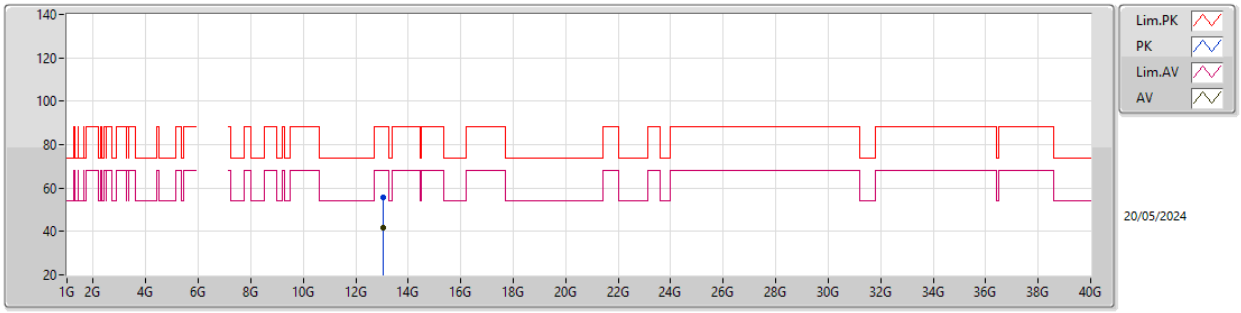

EUT Y_2TX
Setting 19
04-E-J-8

Type	Freq	Level	Limit	Margin	Raw	Dist	Condition	Azimuth	Height	Comment	AF	CL	PA
	(Hz)	(dBuV/m)	(dBuV/m)	(dB)	(dBuV)	(m)		(°)	(m)		(dB)	(dB)	(dB)
PK	13.04762G	55.51	88.20	-32.69	40.52	3	Horizontal	88	2.22	-	39.40	10.13	34.54
RMS	13.04692G	41.72	68.20	-26.48	26.73	3	Horizontal	88	2.22	-	39.40	10.13	34.54

6.425-6.525GHz_802.11be EHT40-BF_Nss1,(MCS0)_2TX

6525MHz_TX

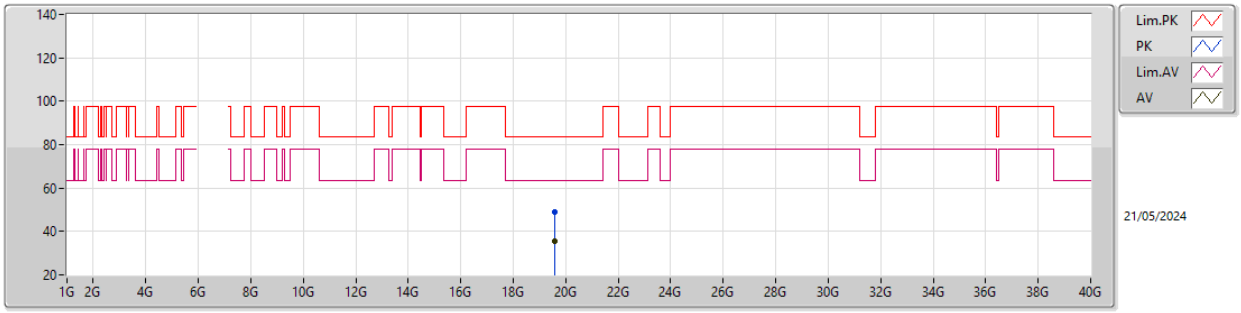

EUT Y_2TX
Setting 19
04-E-K-5

Type	Freq	Level	Limit	Margin	Raw	Dist	Condition	Azimuth	Height	Comment	AF	CL	PA
	(Hz)	(dBuV/m)	(dBuV/m)	(dB)	(dBuV)	(m)		(°)	(m)		(dB)	(dB)	(dB)
PK	19.57418G	48.71	83.54	-34.83	45.16	1	Vertical	325	1.55	-	37.95	15.22	49.62
AV	19.57918G	35.67	63.54	-27.87	32.15	1	Vertical	325	1.55	-	37.92	15.22	49.62

6.425-6.525GHz_802.11be EHT40-BF_Nss1,(MCS0)_2TX

6525MHz_TX

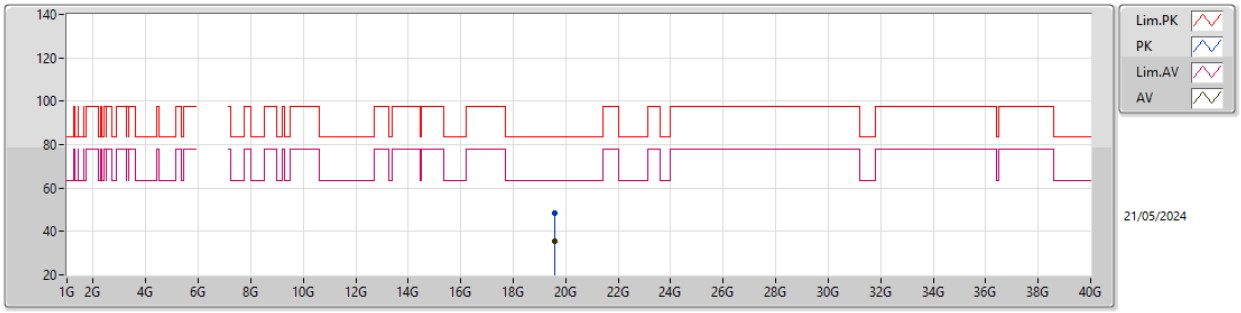

EUT Y_2TX
Setting 19
04-E-K-5

Type	Freq	Level	Limit	Margin	Raw	Dist	Condition	Azimuth	Height	Comment	AF	CL	PA
	(Hz)	(dBuV/m)	(dBuV/m)	(dB)	(dBuV)	(m)		(°)	(m)		(dB)	(dB)	(dB)
PK	19.5755G	48.45	83.54	-35.09	44.90	1	Horizontal	107	1.54	-	37.95	15.22	49.62
AV	19.57556G	35.63	63.54	-27.91	32.08	1	Horizontal	107	1.54	-	37.95	15.22	49.62

6.525-6.875GHz_802.11be EHT40-BF_Nss1,(MCS0)_2TX

6565MHz_TX

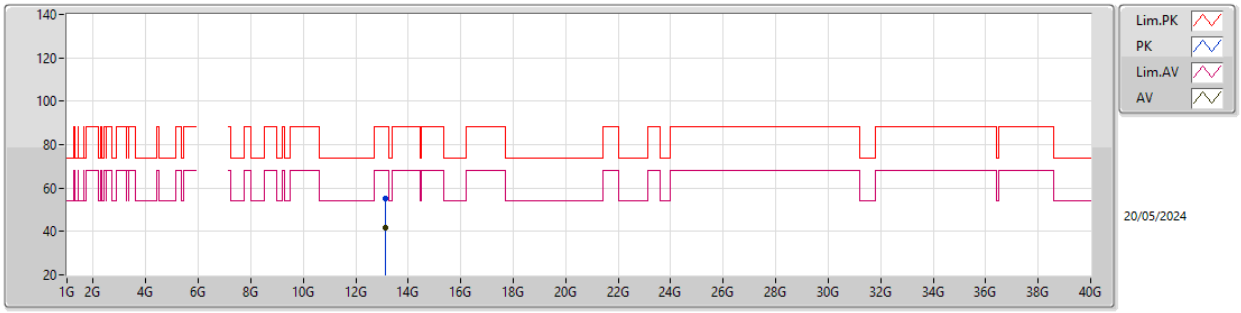

EUT Y_2TX
Setting 18
04-E-J-8

Type	Freq	Level	Limit	Margin	Raw	Dist	Condition	Azimuth	Height	Comment	AF	CL	PA
	(Hz)	(dBuV/m)	(dBuV/m)	(dB)	(dBuV)	(m)		(°)	(m)		(dB)	(dB)	(dB)
PK	13.12843G	55.03	88.20	-33.17	39.89	3	Vertical	290	2.96	-	39.56	10.16	34.58
RMS	13.12838G	41.72	68.20	-26.48	26.58	3	Vertical	290	2.96	-	39.56	10.16	34.58

6.525-6.875GHz_802.11be EHT40-BF_Nss1,(MCS0)_2TX

6565MHz_TX

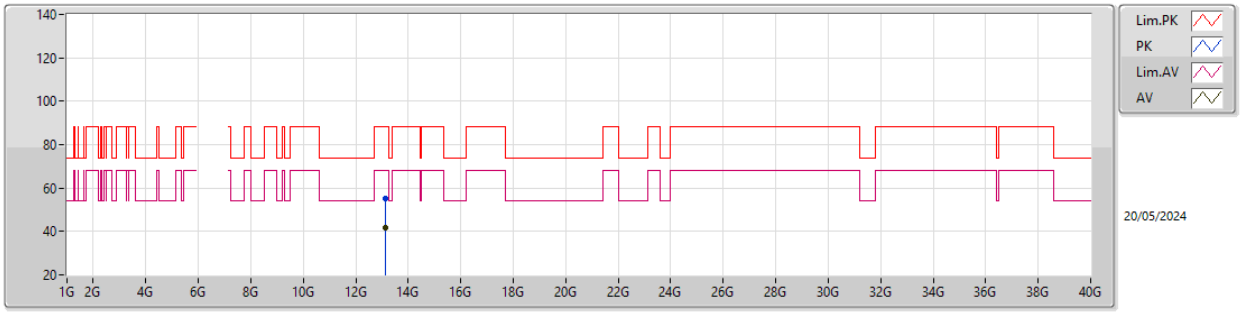

EUT Y_2TX
Setting 18
04-E-J-8

Type	Freq	Level	Limit	Margin	Raw	Dist	Condition	Azimuth	Height	Comment	AF	CL	PA
	(Hz)	(dBuV/m)	(dBuV/m)	(dB)	(dBuV)	(m)		(°)	(m)		(dB)	(dB)	(dB)
PK	13.13108G	55.01	88.20	-33.19	39.87	3	Horizontal	192	2.33	-	39.56	10.17	34.59
RMS	13.12503G	41.75	68.20	-26.45	26.62	3	Horizontal	192	2.33	-	39.55	10.16	34.58

6.525-6.875GHz_802.11be EHT40-BF_Nss1,(MCS0)_2TX

6565MHz_TX

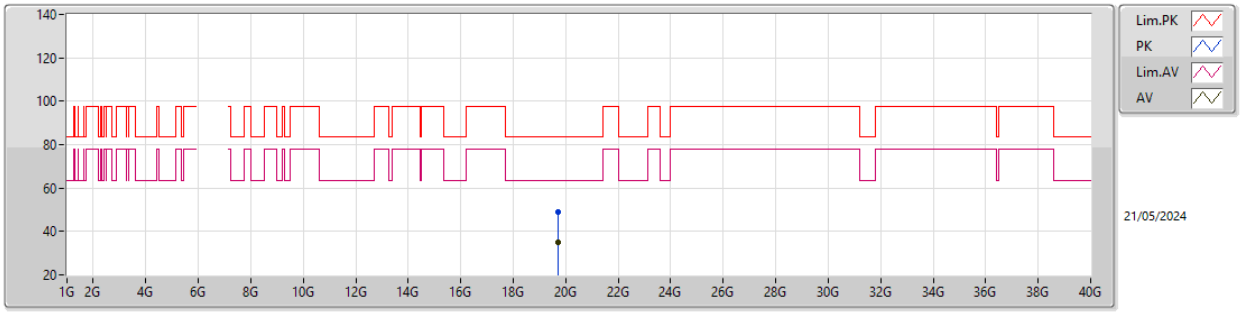

EUT Y_2TX
Setting 18
04-E-K-5

Type	Freq	Level	Limit	Margin	Raw	Dist	Condition	Azimuth	Height	Comment	AF	CL	PA
	(Hz)	(dBuV/m)	(dBuV/m)	(dB)	(dBuV)	(m)		(°)	(m)		(dB)	(dB)	(dB)
PK	19.69353G	48.91	83.54	-34.63	45.37	1	Vertical	243	1.51	-	37.84	15.22	49.52
AV	19.69442G	34.77	63.54	-28.77	31.24	1	Vertical	243	1.51	-	37.83	15.22	49.52

6.525-6.875GHz_802.11be EHT40-BF_Nss1,(MCS0)_2TX

6565MHz_TX

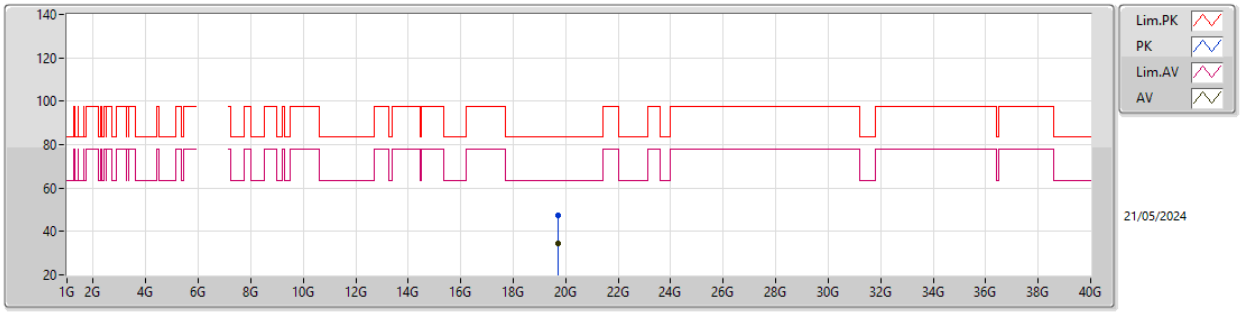

EUT Y_2TX
Setting 18
04-E-K-5

Type	Freq	Level	Limit	Margin	Raw	Dist	Condition	Azimuth	Height	Comment	AF	CL	PA
	(Hz)	(dBuV/m)	(dBuV/m)	(dB)	(dBuV)	(m)		(°)	(m)		(dB)	(dB)	(dB)
PK	19.69569G	47.46	83.54	-36.08	43.93	1	Horizontal	292	1.58	-	37.83	15.22	49.52
AV	19.69052G	34.70	63.54	-28.84	31.14	1	Horizontal	292	1.58	-	37.86	15.22	49.52

6.525-6.875GHz_802.11be EHT40-BF_Nss1,(MCS0)_2TX

6685MHz_TX

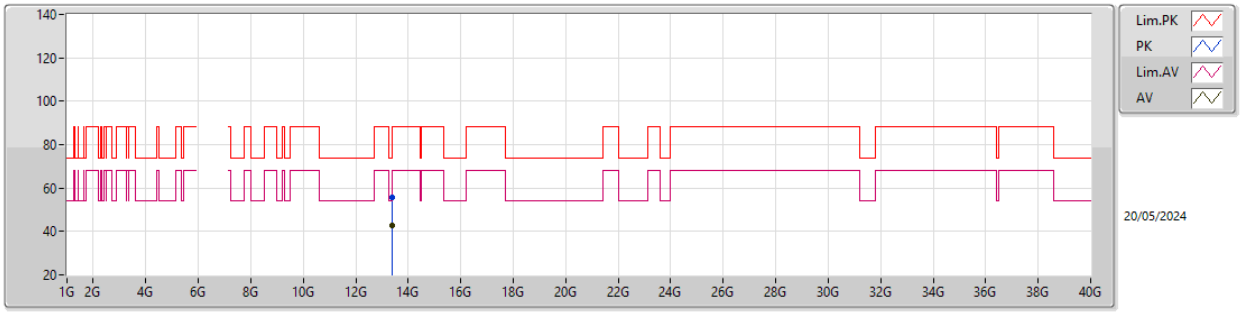

EUT Y_2TX
Setting 17
04-E-J-8

Type	Freq	Level	Limit	Margin	Raw	Dist	Condition	Azimuth	Height	Comment	AF	CL	PA
	(Hz)	(dBuV/m)	(dBuV/m)	(dB)	(dBuV)	(m)		(°)	(m)		(dB)	(dB)	(dB)
PK	13.36859G	55.82	74.00	-18.18	40.28	3	Vertical	132	1.57	-	40.00	10.26	34.72
AV	13.37442G	42.68	54.00	-11.32	27.15	3	Vertical	132	1.57	-	40.00	10.26	34.73

6.525-6.875GHz_802.11be EHT40-BF_Nss1,(MCS0)_2TX

6685MHz_TX

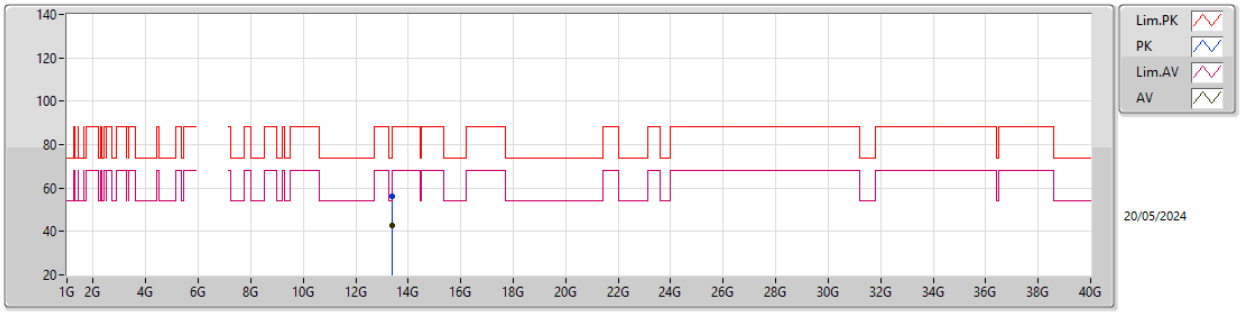

EUT Y_2TX
Setting 17
04-E-J-8

Type	Freq	Level	Limit	Margin	Raw	Dist	Condition	Azimuth	Height	Comment	AF	CL	PA
	(Hz)	(dBuV/m)	(dBuV/m)	(dB)	(dBuV)	(m)		(°)	(m)		(dB)	(dB)	(dB)
PK	13.36659G	56.02	74.00	-17.98	40.48	3	Horizontal	230	2.98	-	40.00	10.26	34.72
AV	13.37386G	42.64	54.00	-11.36	27.11	3	Horizontal	230	2.98	-	40.00	10.26	34.73

6.525-6.875GHz_802.11be EHT40-BF_Nss1,(MCS0)_2TX

6685MHz_TX

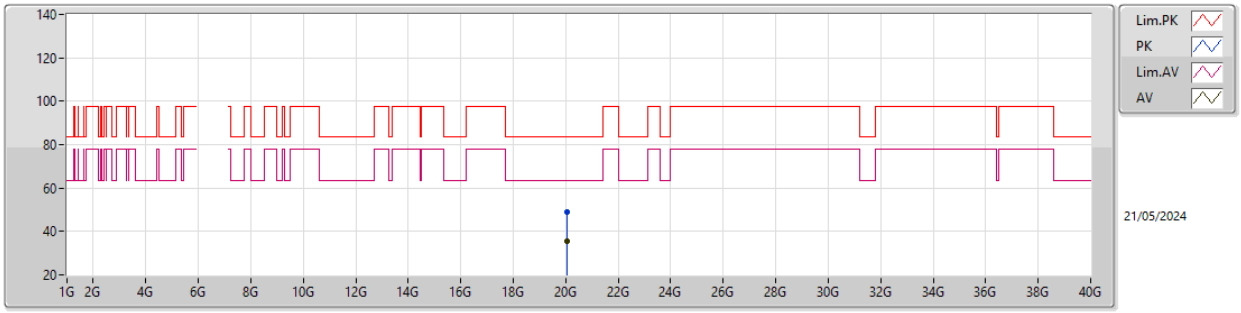

EUT Y_2TX
Setting 17
04-E-K-5

Type	Freq	Level	Limit	Margin	Raw	Dist	Condition	Azimuth	Height	Comment	AF	CL	PA
	(Hz)	(dBuV/m)	(dBuV/m)	(dB)	(dBuV)	(m)		(°)	(m)		(dB)	(dB)	(dB)
PK	20.05165G	49.20	83.54	-34.34	45.51	1	Vertical	244	1.50	-	37.71	15.24	49.26
AV	20.05826G	35.36	63.54	-28.18	31.63	1	Vertical	244	1.50	-	37.73	15.25	49.25

6.525-6.875GHz_802.11be EHT40-BF_Nss1,(MCS0)_2TX

6685MHz_TX

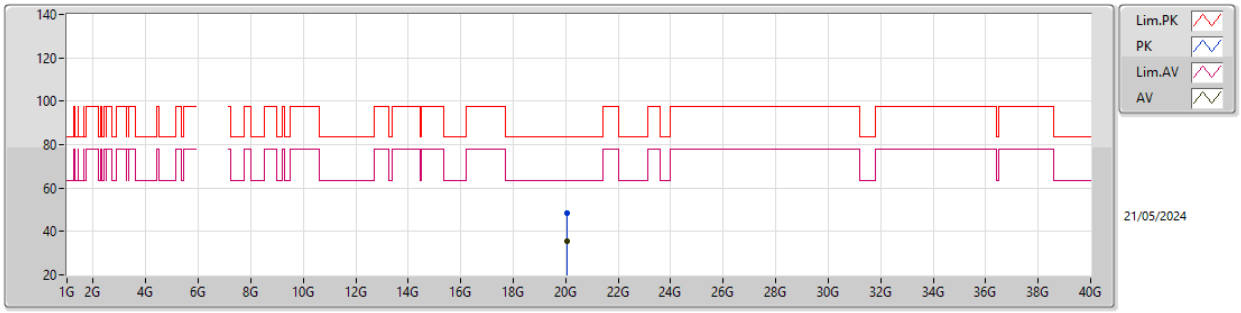

EUT Y_2TX
Setting 17
04-E-K-5

Type	Freq	Level	Limit	Margin	Raw	Dist	Condition	Azimuth	Height	Comment	AF	CL	PA
	(Hz)	(dBuV/m)	(dBuV/m)	(dB)	(dBuV)	(m)		(°)	(m)		(dB)	(dB)	(dB)
PK	20.05197G	48.50	83.54	-35.04	44.81	1	Horizontal	351	1.58	-	37.71	15.24	49.26
AV	20.06G	35.45	63.54	-28.09	31.71	1	Horizontal	351	1.58	-	37.74	15.25	49.25

6.525-6.875GHz_802.11be EHT40-BF_Nss1,(MCS0)_2TX

6885MHz_TX

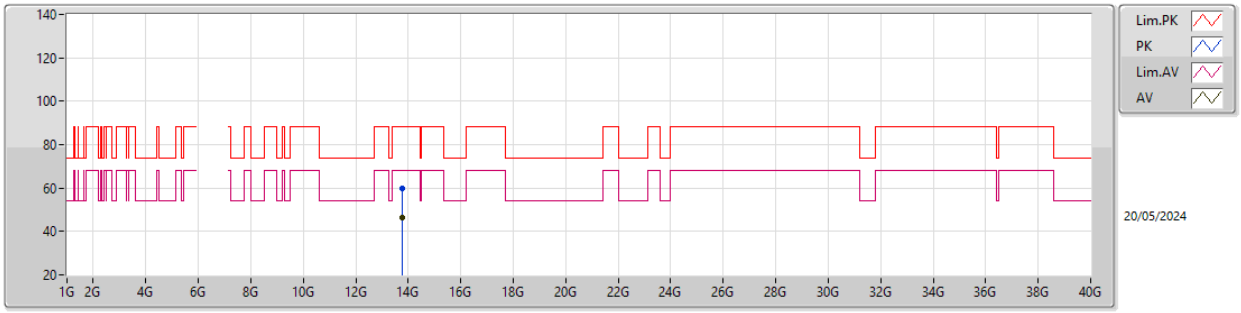

EUT Y_2TX
Setting 16
04-E-J-8

Type	Freq	Level	Limit	Margin	Raw	Dist	Condition	Azimuth	Height	Comment	AF	CL	PA
	(Hz)	(dBuV/m)	(dBuV/m)	(dB)	(dBuV)	(m)		(°)	(m)		(dB)	(dB)	(dB)
PK	13.76576G	60.08	88.20	-28.12	44.31	3	Vertical	73	2.90	-	40.40	10.41	35.04
RMS	13.76996G	46.50	68.20	-21.70	30.73	3	Vertical	73	2.90	-	40.40	10.41	35.04

6.525-6.875GHz_802.11be EHT40-BF_Nss1,(MCS0)_2TX

6885MHz_TX

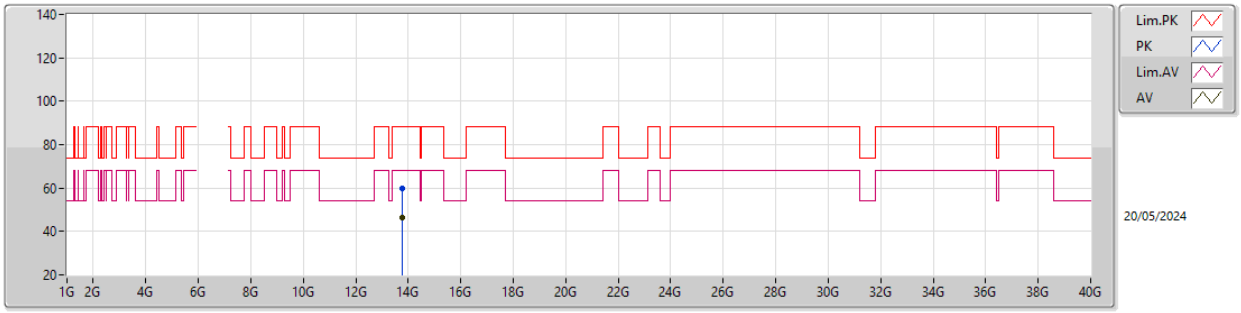

EUT Y_2TX
Setting 16
04-E-J-8

Type	Freq	Level	Limit	Margin	Raw	Dist	Condition	Azimuth	Height	Comment	AF	CL	PA
	(Hz)	(dBuV/m)	(dBuV/m)	(dB)	(dBuV)	(m)		(°)	(m)		(dB)	(dB)	(dB)
PK	13.77114G	59.68	88.20	-28.52	43.91	3	Horizontal	136	2.71	-	40.40	10.41	35.04
RMS	13.77467G	46.44	68.20	-21.76	30.68	3	Horizontal	136	2.71	-	40.40	10.41	35.05

6.525-6.875GHz_802.11be EHT40-BF_Nss1,(MCS0)_2TX

6885MHz_TX

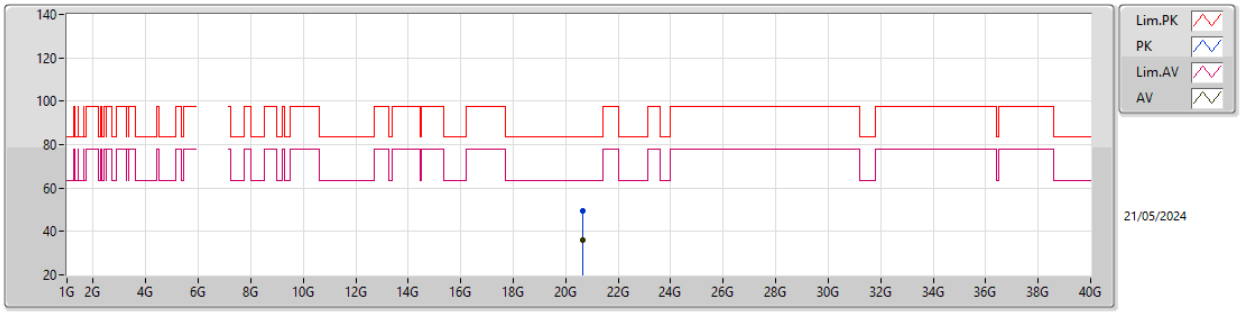

EUT Y_2TX
Setting 16
04-E-K-5

Type	Freq	Level	Limit	Margin	Raw	Dist	Condition	Azimuth	Height	Comment	AF	CL	PA
	(Hz)	(dBuV/m)	(dBuV/m)	(dB)	(dBuV)	(m)		(°)	(m)		(dB)	(dB)	(dB)
PK	20.65187G	49.27	83.54	-34.27	44.71	1	Vertical	161	1.52	-	37.90	15.72	49.06
AV	20.65039G	35.95	63.54	-27.59	31.39	1	Vertical	161	1.52	-	37.90	15.72	49.06

6.525-6.875GHz_802.11be EHT40-BF_Nss1,(MCS0)_2TX

6885MHz_TX

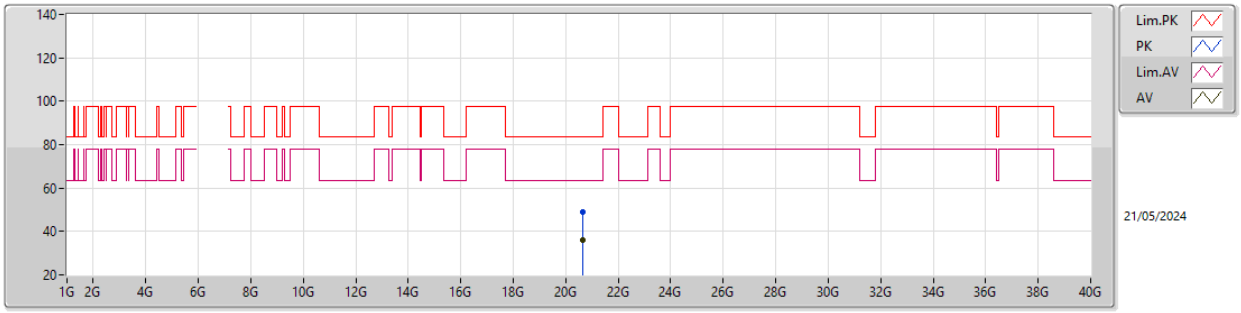

EUT Y_2TX
Setting 16
04-E-K-5

Type	Freq	Level	Limit	Margin	Raw	Dist	Condition	Azimuth	Height	Comment	AF	CL	PA
	(Hz)	(dBuV/m)	(dBuV/m)	(dB)	(dBuV)	(m)		(°)	(m)		(dB)	(dB)	(dB)
PK	20.65774G	49.09	83.54	-34.45	44.52	1	Horizontal	157	1.56	-	37.90	15.73	49.06
AV	20.65296G	35.91	63.54	-27.63	31.35	1	Horizontal	157	1.56	-	37.90	15.72	49.06

6.875-7.125GHz_802.11be EHT40-BF_Nss1,(MCS0)_2TX

6925MHz_TX

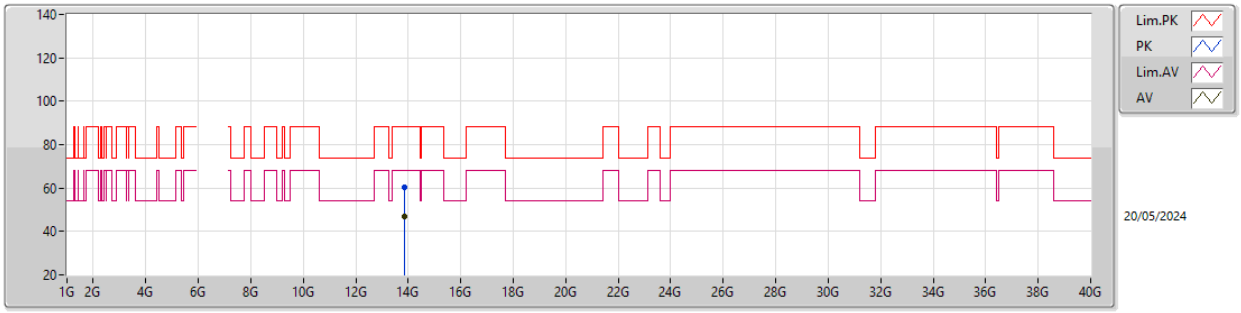

EUT Y_2TX
Setting 15
04-E-J-8

Type	Freq	Level	Limit	Margin	Raw	Dist	Condition	Azimuth	Height	Comment	AF	CL	PA
	(Hz)	(dBuV/m)	(dBuV/m)	(dB)	(dBuV)	(m)		(°)	(m)		(dB)	(dB)	(dB)
PK	13.8455G	60.52	88.20	-27.68	44.70	3	Vertical	91	2.97	-	40.49	10.44	35.11
RMS	13.84669G	46.70	68.20	-21.50	30.88	3	Vertical	91	2.97	-	40.49	10.44	35.11

6.875-7.125GHz_802.11be EHT40-BF_Nss1,(MCS0)_2TX

6925MHz_TX

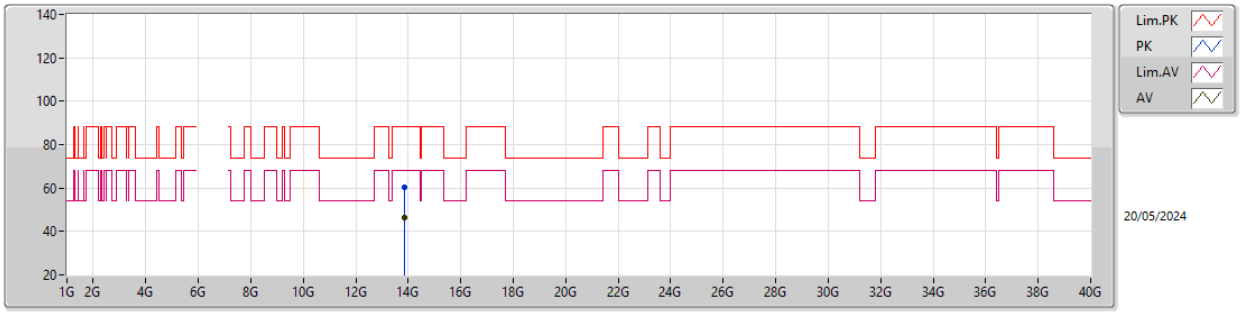

EUT Y_2TX
Setting 15
04-E-J-8

Type	Freq	Level	Limit	Margin	Raw	Dist	Condition	Azimuth	Height	Comment	AF	CL	PA
	(Hz)	(dBuV/m)	(dBuV/m)	(dB)	(dBuV)	(m)		(°)	(m)		(dB)	(dB)	(dB)
PK	13.84957G	60.30	88.20	-27.90	44.47	3	Horizontal	257	1.98	-	40.50	10.44	35.11
RMS	13.84711G	46.53	68.20	-21.67	30.71	3	Horizontal	257	1.98	-	40.49	10.44	35.11

6.875-7.125GHz_802.11be EHT40-BF_Nss1,(MCS0)_2TX

6925MHz_TX

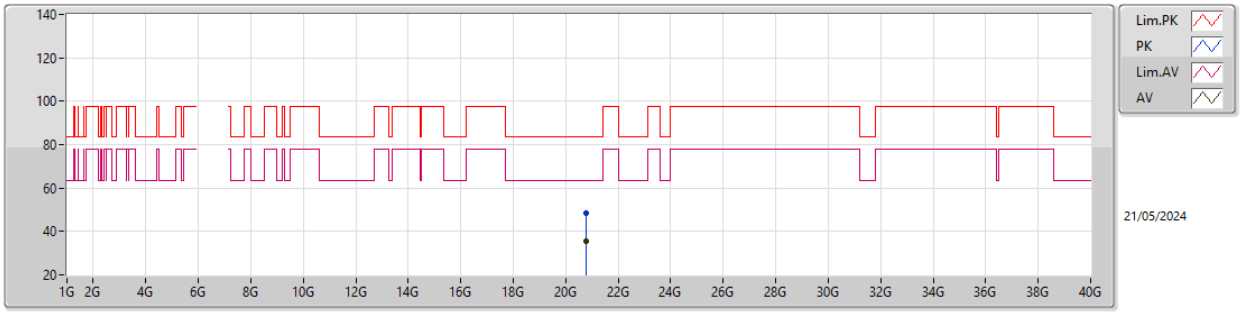

EUT Y_2TX
Setting 15
04-E-K-5

Type	Freq	Level	Limit	Margin	Raw	Dist	Condition	Azimuth	Height	Comment	AF	CL	PA
	(Hz)	(dBuV/m)	(dBuV/m)	(dB)	(dBuV)	(m)		(°)	(m)		(dB)	(dB)	(dB)
PK	20.77274G	48.43	83.54	-35.11	43.63	1	Vertical	96	1.53	-	37.98	15.82	49.00
AV	20.77443G	35.58	63.54	-27.96	30.76	1	Vertical	96	1.53	-	38.00	15.82	49.00

6.875-7.125GHz_802.11be EHT40-BF_Nss1,(MCS0)_2TX

6925MHz_TX

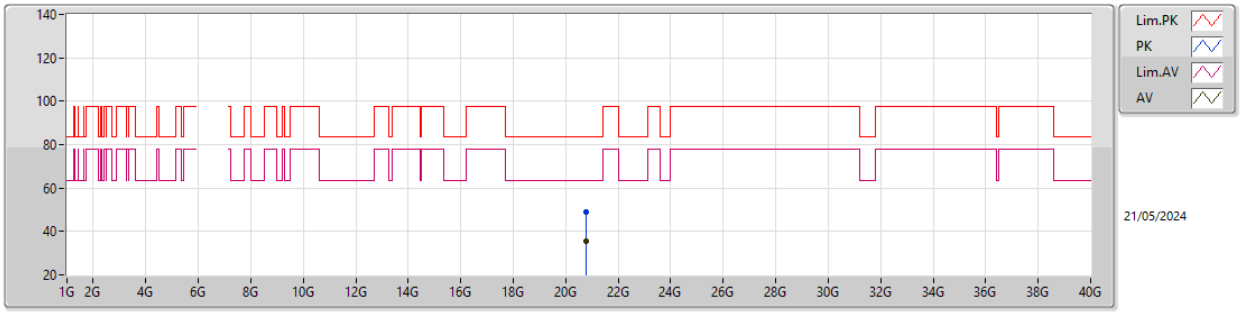

EUT Y_2TX
Setting 15
04-E-K-5

Type	Freq	Level	Limit	Margin	Raw	Dist	Condition	Azimuth	Height	Comment	AF	CL	PA
	(Hz)	(dBuV/m)	(dBuV/m)	(dB)	(dBuV)	(m)		(°)	(m)		(dB)	(dB)	(dB)
PK	20.77041G	48.92	83.54	-34.62	44.14	1	Horizontal	135	1.57	-	37.96	15.82	49.00
AV	20.77258G	35.65	63.54	-27.89	30.85	1	Horizontal	135	1.57	-	37.98	15.82	49.00

6.875-7.125GHz_802.11be EHT40-BF_Nss1,(MCS0)_2TX

7005MHz_TX

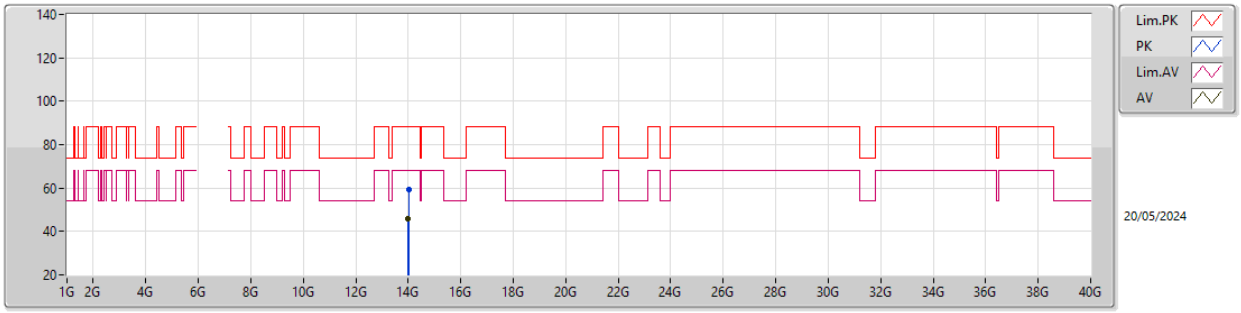

EUT Y_2TX
Setting 17
04-E-J-8

Type	Freq	Level	Limit	Margin	Raw	Dist	Condition	Azimuth	Height	Comment	AF	CL	PA
	(Hz)	(dBuV/m)	(dBuV/m)	(dB)	(dBuV)	(m)		(°)	(m)		(dB)	(dB)	(dB)
PK	14.01367G	59.36	88.20	-28.84	43.36	3	Vertical	207	1.31	-	40.73	10.51	35.24
RMS	14.00663G	46.06	68.20	-22.14	30.10	3	Vertical	207	1.31	-	40.71	10.50	35.25

6.875-7.125GHz_802.11be EHT40-BF_Nss1,(MCS0)_2TX

7005MHz_TX

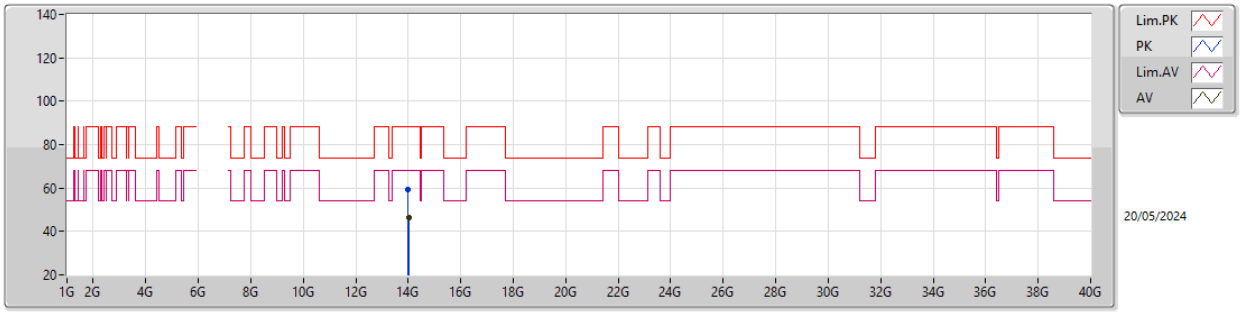

EUT Y_2TX
Setting 17
04-E-J-8

Type	Freq	Level	Limit	Margin	Raw	Dist	Condition	Azimuth	Height	Comment	AF	CL	PA
	(Hz)	(dBuV/m)	(dBuV/m)	(dB)	(dBuV)	(m)		(°)	(m)		(dB)	(dB)	(dB)
PK	14.00616G	59.27	88.20	-28.93	43.31	3	Horizontal	167	1.39	-	40.71	10.50	35.25
RMS	14.01335G	46.15	68.20	-22.05	30.15	3	Horizontal	167	1.39	-	40.73	10.51	35.24

6.875-7.125GHz_802.11be EHT40-BF_Nss1,(MCS0)_2TX

7005MHz_TX

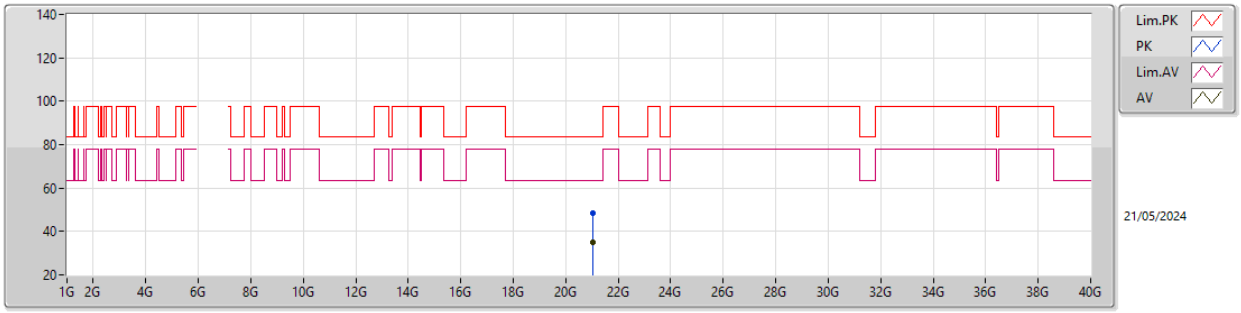

EUT Y_2TX
Setting 17
04-E-K-5

Type	Freq	Level	Limit	Margin	Raw	Dist	Condition	Azimuth	Height	Comment	AF	CL	PA
	(Hz)	(dBuV/m)	(dBuV/m)	(dB)	(dBuV)	(m)		(°)	(m)		(dB)	(dB)	(dB)
PK	21.01854G	48.25	83.54	-35.29	43.03	1	Vertical	198	1.54	-	38.09	16.01	48.88
AV	21.01578G	34.99	63.54	-28.55	29.80	1	Vertical	198	1.54	-	38.06	16.01	48.88

6.875-7.125GHz_802.11be EHT40-BF_Nss1,(MCS0)_2TX

7005MHz_TX

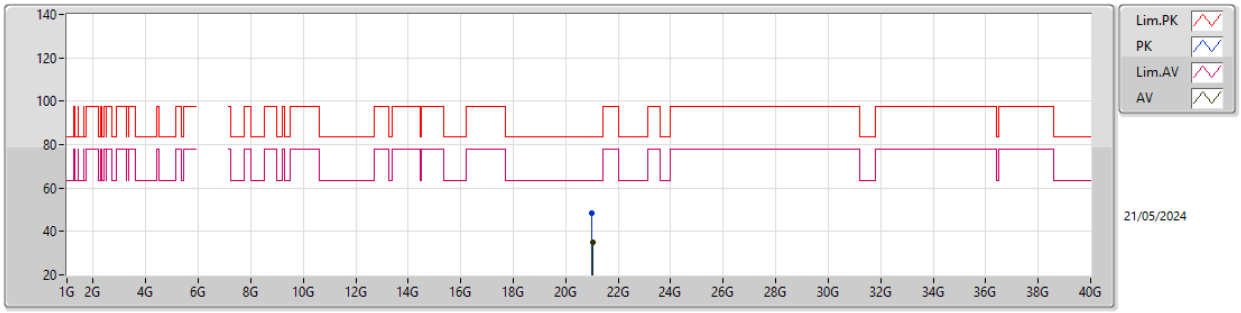

EUT Y_2TX
Setting 17
04-E-K-5

Type	Freq	Level	Limit	Margin	Raw	Dist	Condition	Azimuth	Height	Comment	AF	CL	PA
	(Hz)	(dBuV/m)	(dBuV/m)	(dB)	(dBuV)	(m)		(°)	(m)		(dB)	(dB)	(dB)
PK	21.01034G	48.33	83.54	-35.21	43.20	1	Horizontal	143	1.51	-	38.00	16.01	48.88
AV	21.01611G	34.95	63.54	-28.59	29.76	1	Horizontal	143	1.51	-	38.06	16.01	48.88

6.875-7.125GHz_802.11be EHT40-BF_Nss1,(MCS0)_2TX

7085MHz_TX

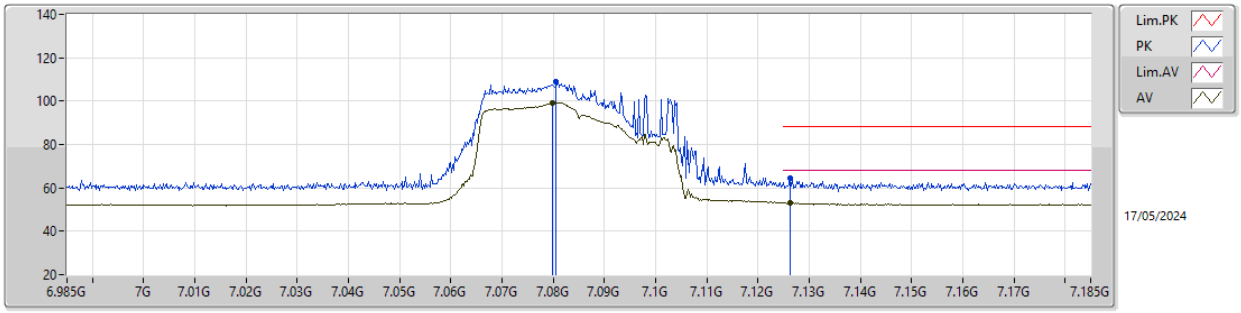

EUT Y_2TX
Setting 15
04-E-G-4-10

Type	Freq	Level	Limit	Margin	Raw	Dist	Condition	Azimuth	Height	Comment	AF	CL	PA
	(Hz)	(dBuV/m)	(dBuV/m)	(dB)	(dBuV)	(m)		(°)	(m)		(dB)	(dB)	(dB)
PK	7.0806G	109.03	Inf	-Inf	99.57	3	Vertical	56	2.75	-	36.44	7.02	34.00
RMS	7.0798G	99.30	Inf	-Inf	89.84	3	Vertical	56	2.75	-	36.44	7.02	34.00
PK	7.1262G	64.71	88.20	-23.49	55.19	3	Vertical	56	2.75	-	36.50	7.04	34.02
RMS	7.1264G	52.99	68.20	-15.21	43.46	3	Vertical	56	2.75	-	36.51	7.04	34.02

6.875-7.125GHz_802.11be EHT40-BF_Nss1,(MCS0)_2TX

7085MHz_TX

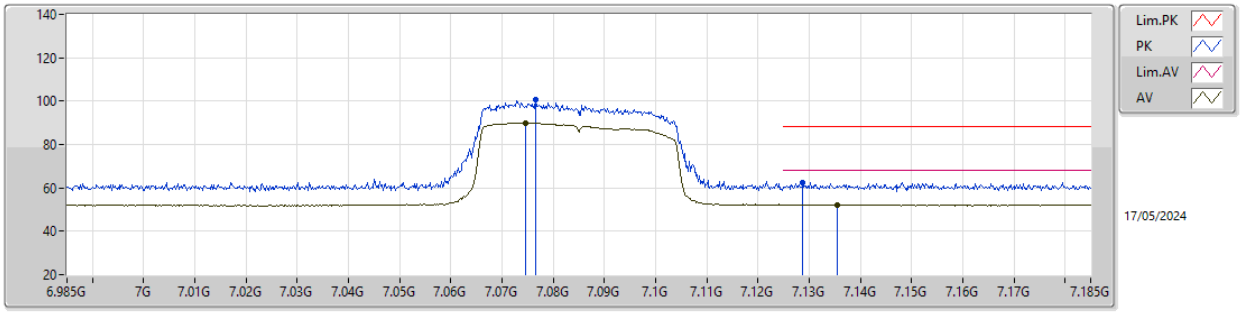

EUT Y_2TX
Setting 15
04-E-G-4-10

Type	Freq	Level	Limit	Margin	Raw	Dist	Condition	Azimuth	Height	Comment	AF	CL	PA
	(Hz)	(dBuV/m)	(dBuV/m)	(dB)	(dBuV)	(m)		(°)	(m)		(dB)	(dB)	(dB)
PK	7.0766G	100.78	Inf	-Inf	91.31	3	Horizontal	313	2.32	-	36.45	7.02	34.00
RMS	7.0746G	90.05	Inf	-Inf	80.58	3	Horizontal	313	2.32	-	36.45	7.02	34.00
PK	7.1288G	62.52	88.20	-25.68	52.98	3	Horizontal	313	2.32	-	36.52	7.04	34.02
RMS	7.1354G	52.32	68.20	-15.88	42.76	3	Horizontal	313	2.32	-	36.54	7.04	34.02

6.875-7.125GHz_802.11be EHT40-BF_Nss1,(MCS0)_2TX

7085MHz_TX

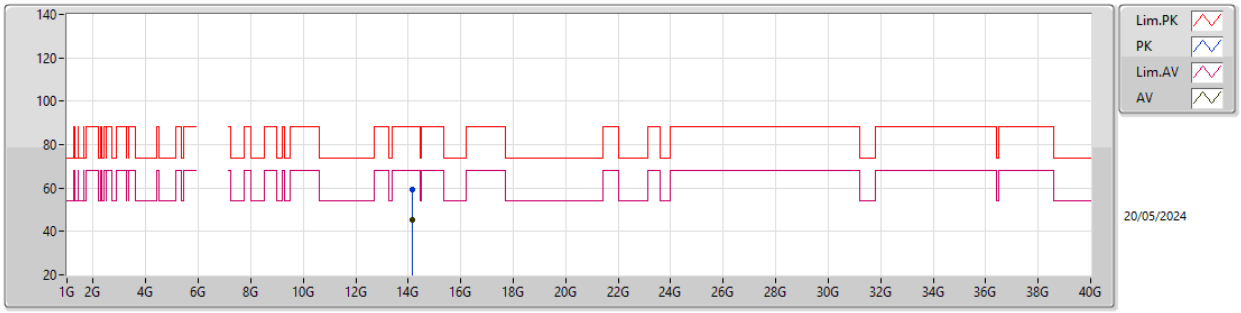

EUT Y_2TX
Setting 15
04-E-J-8

Type	Freq	Level	Limit	Margin	Raw	Dist	Condition	Azimuth	Height	Comment	AF	CL	PA
	(Hz)	(dBuV/m)	(dBuV/m)	(dB)	(dBuV)	(m)		(°)	(m)		(dB)	(dB)	(dB)
PK	14.17182G	59.27	88.20	-28.93	43.11	3	Vertical	338	2.95	-	40.70	10.58	35.12
RMS	14.17G	45.60	68.20	-22.60	29.44	3	Vertical	338	2.95	-	40.70	10.58	35.12

6.875-7.125GHz_802.11be EHT40-BF_Nss1,(MCS0)_2TX

7085MHz_TX

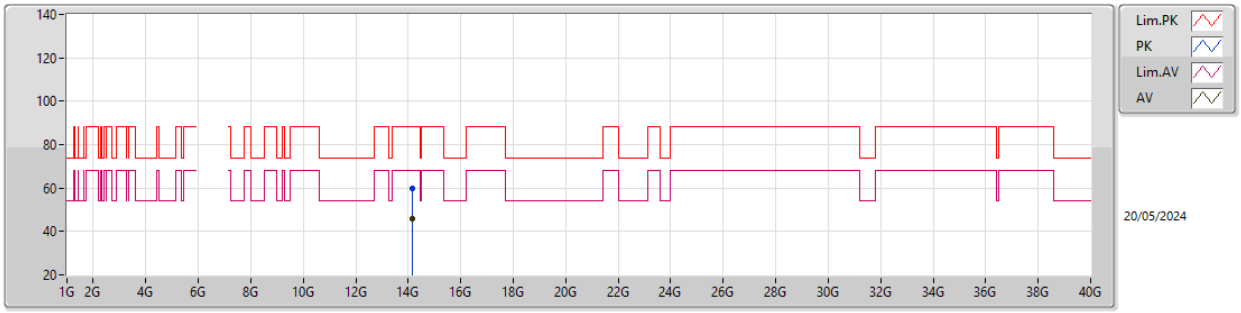

EUT Y_2TX
Setting 15
04-E-J-8

Type	Freq	Level	Limit	Margin	Raw	Dist	Condition	Azimuth	Height	Comment	AF	CL	PA
	(Hz)	(dBuV/m)	(dBuV/m)	(dB)	(dBuV)	(m)		(°)	(m)		(dB)	(dB)	(dB)
PK	14.16798G	59.85	88.20	-28.35	43.70	3	Horizontal	292	1.32	-	40.70	10.58	35.13
RMS	14.16779G	45.61	68.20	-22.59	29.46	3	Horizontal	292	1.32	-	40.70	10.58	35.13

6.875-7.125GHz_802.11be EHT40-BF_Nss1,(MCS0)_2TX

7085MHz_TX

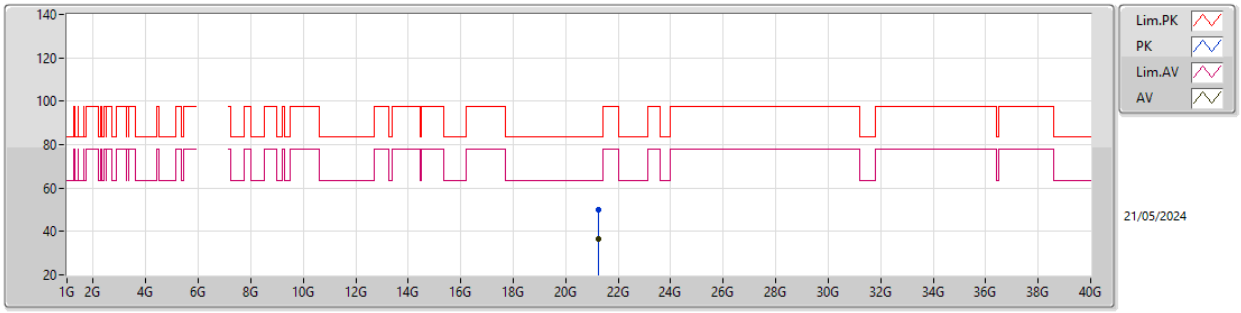

EUT Y_2TX
Setting 15
04-E-K-5

Type	Freq	Level	Limit	Margin	Raw	Dist	Condition	Azimuth	Height	Comment	AF	CL	PA
	(Hz)	(dBuV/m)	(dBuV/m)	(dB)	(dBuV)	(m)		(°)	(m)		(dB)	(dB)	(dB)
PK	21.25G	49.80	83.54	-33.74	44.45	1	Vertical	175	1.58	-	38.00	16.20	48.85
AV	21.25308G	36.50	63.54	-27.04	31.13	1	Vertical	175	1.58	-	38.02	16.20	48.85

6.875-7.125GHz_802.11be EHT40-BF_Nss1,(MCS0)_2TX

7085MHz_TX

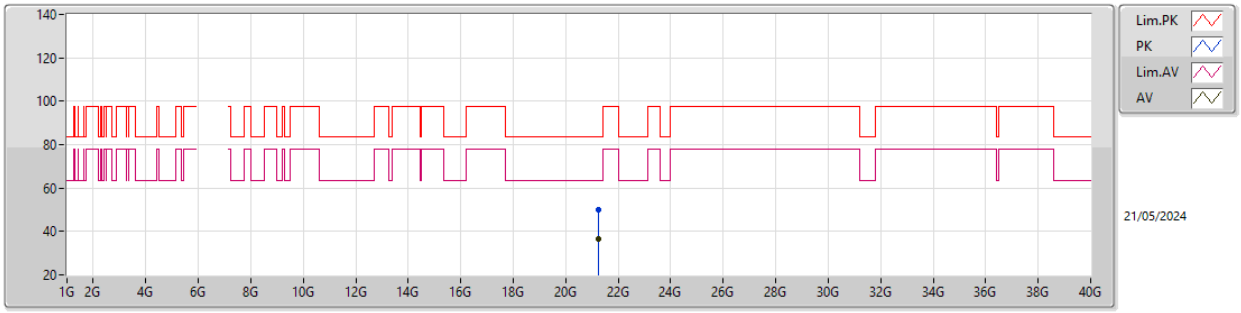

EUT Y_2TX
Setting 15
04-E-K-5

Type	Freq	Level	Limit	Margin	Raw	Dist	Condition	Azimuth	Height	Comment	AF	CL	PA
	(Hz)	(dBuV/m)	(dBuV/m)	(dB)	(dBuV)	(m)		(°)	(m)		(dB)	(dB)	(dB)
PK	21.25621G	50.18	83.54	-33.36	44.78	1	Horizontal	185	1.53	-	38.05	16.20	48.85
AV	21.25732G	36.54	63.54	-27.00	31.12	1	Horizontal	185	1.53	-	38.06	16.21	48.85

5.925-6.425GHz_802.11be EHT80-BF_Nss1,(MCS0)_2TX

5985MHz_TX

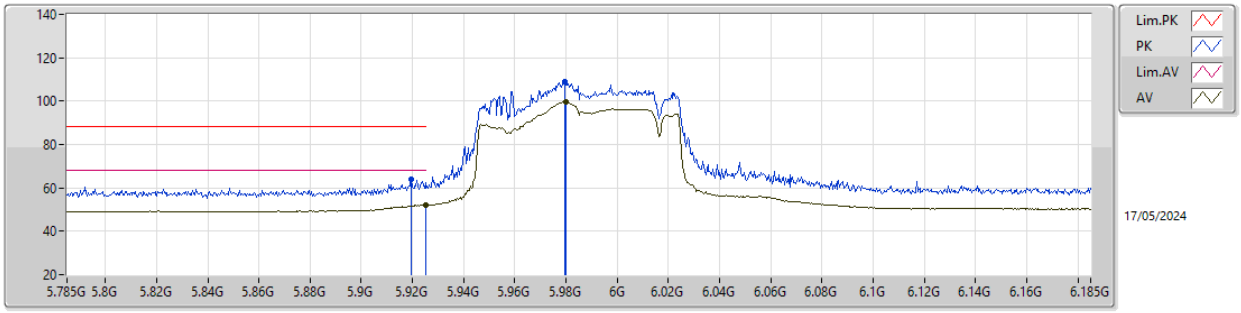

EUT Y_2TX
Setting 18
04-E-G-4-10

Type	Freq	Level	Limit	Margin	Raw	Dist	Condition	Azimuth	Height	Comment	AF	CL	PA
	(Hz)	(dBuV/m)	(dBuV/m)	(dB)	(dBuV)	(m)		(°)	(m)		(dB)	(dB)	(dB)
PK	5.9194G	64.00	88.20	-24.20	56.38	3	Vertical	62	2.12	-	34.82	6.31	33.51
RMS	5.925G	52.27	68.20	-15.93	44.62	3	Vertical	62	2.12	-	34.85	6.31	33.51
PK	5.9794G	109.14	Inf	-Inf	101.30	3	Vertical	62	2.12	-	35.00	6.36	33.52
RMS	5.9798G	99.80	Inf	-Inf	91.96	3	Vertical	62	2.12	-	35.00	6.36	33.52

5.925-6.425GHz_802.11be EHT80-BF_Nss1,(MCS0)_2TX

5985MHz_TX

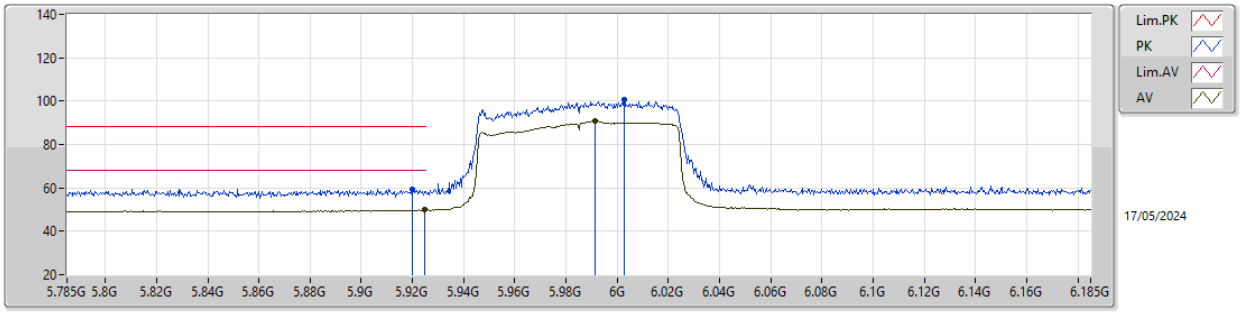

EUT Y_2TX
Setting 18
04-E-G-4-10

Type	Freq	Level	Limit	Margin	Raw	Dist	Condition	Azimuth	Height	Comment	AF	CL	PA
	(Hz)	(dBuV/m)	(dBuV/m)	(dB)	(dBuV)	(m)		(°)	(m)		(dB)	(dB)	(dB)
PK	5.9198G	59.54	88.20	-28.66	51.92	3	Horizontal	306	2.88	-	34.82	6.31	33.51
RMS	5.9246G	49.81	68.20	-18.39	42.16	3	Horizontal	306	2.88	-	34.85	6.31	33.51
PK	6.0026G	100.80	Inf	-Inf	92.95	3	Horizontal	306	2.88	-	35.00	6.38	33.53
RMS	5.9914G	90.80	Inf	-Inf	82.96	3	Horizontal	306	2.88	-	35.00	6.37	33.53

5.925-6.425GHz_802.11be EHT80-BF_Nss1,(MCS0)_2TX

5985MHz_TX

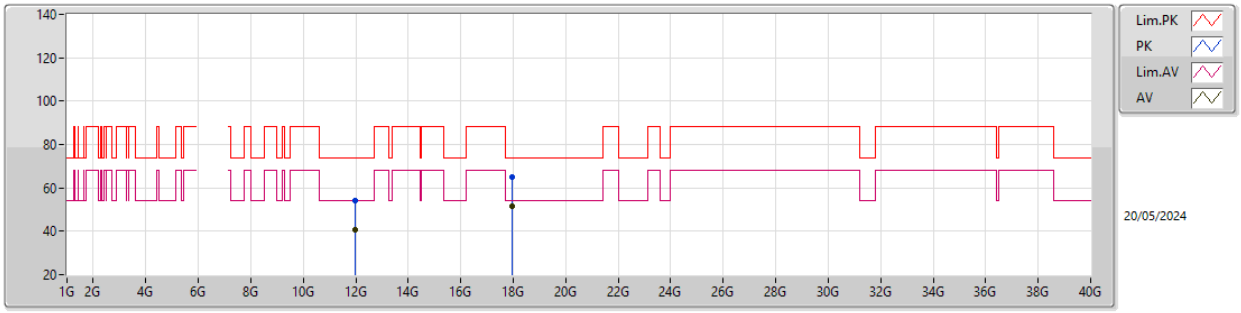

EUT Y_2TX
Setting 18
04-E-J-8

Type	Freq	Level	Limit	Margin	Raw	Dist	Condition	Azimuth	Height	Comment	AF	CL	PA
	(Hz)	(dBuV/m)	(dBuV/m)	(dB)	(dBuV)	(m)		(°)	(m)		(dB)	(dB)	(dB)
PK	11.97056G	53.94	74.00	-20.06	40.18	3	Vertical	163	2.84	-	38.60	9.71	34.55
AV	11.96998G	40.88	54.00	-13.12	27.12	3	Vertical	163	2.84	-	38.60	9.71	34.55
PK	17.93745G	64.96	74.00	-9.04	45.63	3	Vertical	324	2.79	-	41.57	13.01	35.25
AV	17.9687G	51.43	54.00	-2.57	32.06	3	Vertical	324	2.79	-	41.60	13.03	35.26

5.925-6.425GHz_802.11be EHT80-BF_Nss1,(MCS0)_2TX

5985MHz_TX

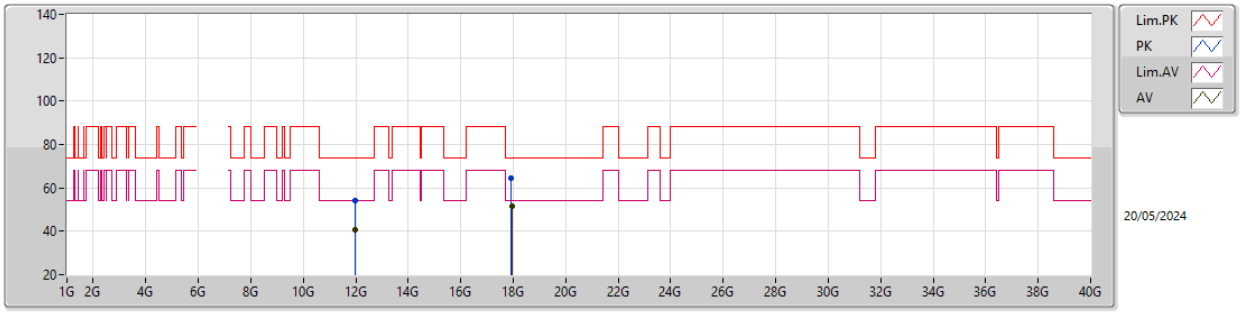

EUT Y_2TX
Setting 18
04-E-J-8

Type	Freq	Level	Limit	Margin	Raw	Dist	Condition	Azimuth	Height	Comment	AF	CL	PA
	(Hz)	(dBuV/m)	(dBuV/m)	(dB)	(dBuV)	(m)		(°)	(m)		(dB)	(dB)	(dB)
PK	11.96781G	53.91	74.00	-20.09	40.15	3	Horizontal	82	2.58	-	38.60	9.71	34.55
AV	11.97098G	40.78	54.00	-13.22	27.01	3	Horizontal	82	2.58	-	38.60	9.72	34.55
PK	17.9332G	64.46	74.00	-9.54	45.13	3	Horizontal	238	1.19	-	41.57	13.01	35.25
AV	17.96695G	51.33	54.00	-2.67	31.96	3	Horizontal	238	1.19	-	41.60	13.03	35.26

5.925-6.425GHz_802.11be EHT80-BF_Nss1,(MCS0)_2TX

5985MHz_TX

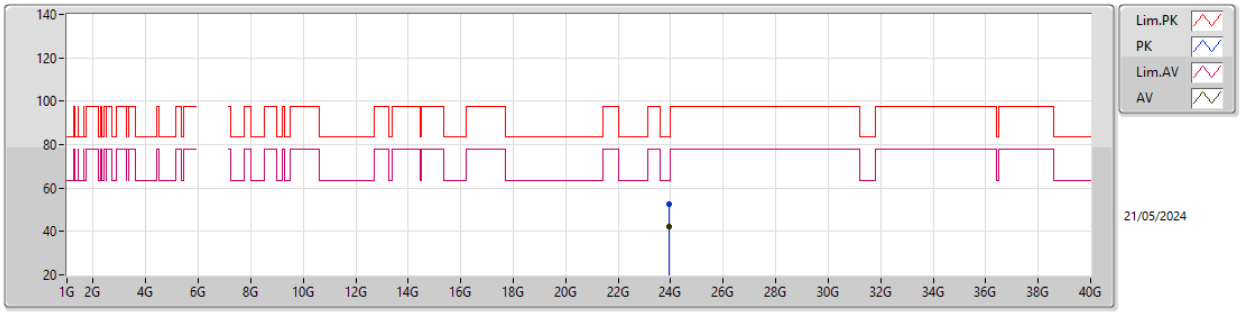

EUT Y_2TX
Setting 18
04-E-K-5

Type	Freq	Level	Limit	Margin	Raw	Dist	Condition	Azimuth	Height	Comment	AF	CL	PA
	(Hz)	(dBuV/m)	(dBuV/m)	(dB)	(dBuV)	(m)		(°)	(m)		(dB)	(dB)	(dB)
PK	23.93993G	52.80	83.54	-30.74	43.66	1	Vertical	13	1.50	-	38.88	17.38	47.12
AV	23.93997G	42.28	63.54	-21.26	33.14	1	Vertical	13	1.50	-	38.88	17.38	47.12

5.925-6.425GHz_802.11be EHT80-BF_Nss1,(MCS0)_2TX

5985MHz_TX

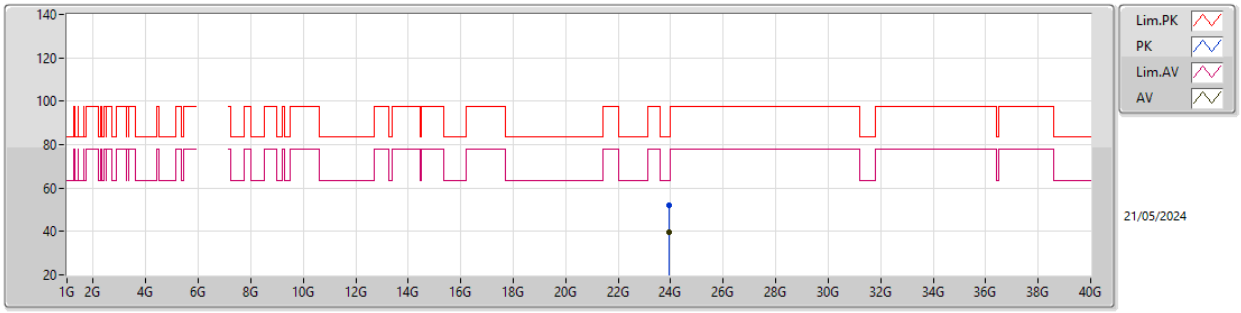

EUT Y_2TX
Setting 18
04-E-K-5

Type	Freq	Level	Limit	Margin	Raw	Dist	Condition	Azimuth	Height	Comment	AF	CL	PA
	(Hz)	(dBuV/m)	(dBuV/m)	(dB)	(dBuV)	(m)		(°)	(m)		(dB)	(dB)	(dB)
PK	23.94055G	51.92	83.54	-31.62	42.78	1	Horizontal	66	1.50	-	38.88	17.38	47.12
AV	23.93988G	39.89	63.54	-23.65	30.75	1	Horizontal	66	1.50	-	38.88	17.38	47.12

5.925-6.425GHz_802.11be EHT80-BF_Nss1,(MCS0)_2TX

6225MHz_TX

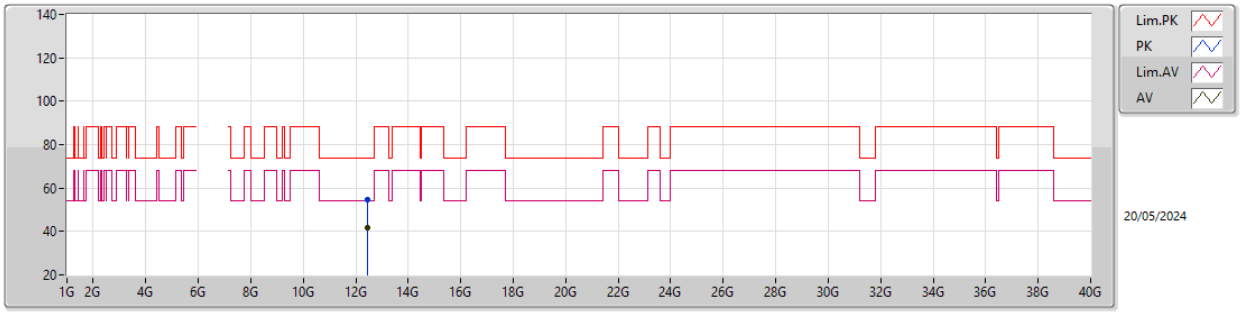

EUT Y_2TX
Setting 16
04-E-J-8

Type	Freq	Level	Limit	Margin	Raw	Dist	Condition	Azimuth	Height	Comment	AF	CL	PA
	(Hz)	(dBuV/m)	(dBuV/m)	(dB)	(dBuV)	(m)		(°)	(m)		(dB)	(dB)	(dB)
PK	12.45179G	54.73	74.00	-19.27	40.86	3	Vertical	302	2.99	-	38.50	9.90	34.53
AV	12.44714G	41.59	54.00	-12.41	27.72	3	Vertical	302	2.99	-	38.50	9.90	34.53

5.925-6.425GHz_802.11be EHT80-BF_Nss1,(MCS0)_2TX

6225MHz_TX

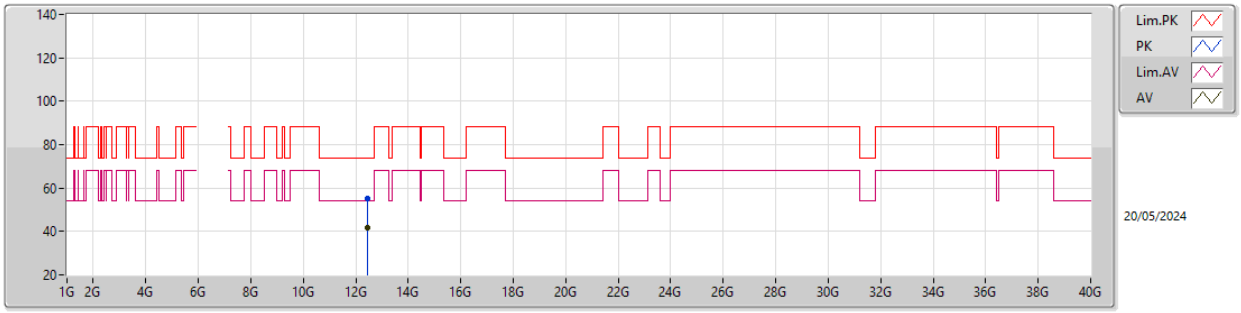

EUT Y_2TX
Setting 16
04-E-J-8

Type	Freq	Level	Limit	Margin	Raw	Dist	Condition	Azimuth	Height	Comment	AF	CL	PA
	(Hz)	(dBuV/m)	(dBuV/m)	(dB)	(dBuV)	(m)		(°)	(m)		(dB)	(dB)	(dB)
PK	12.45425G	55.04	74.00	-18.96	41.17	3	Horizontal	188	2.73	-	38.50	9.90	34.53
AV	12.44729G	41.65	54.00	-12.35	27.78	3	Horizontal	188	2.73	-	38.50	9.90	34.53

5.925-6.425GHz_802.11be EHT80-BF_Nss1,(MCS0)_2TX

6225MHz_TX

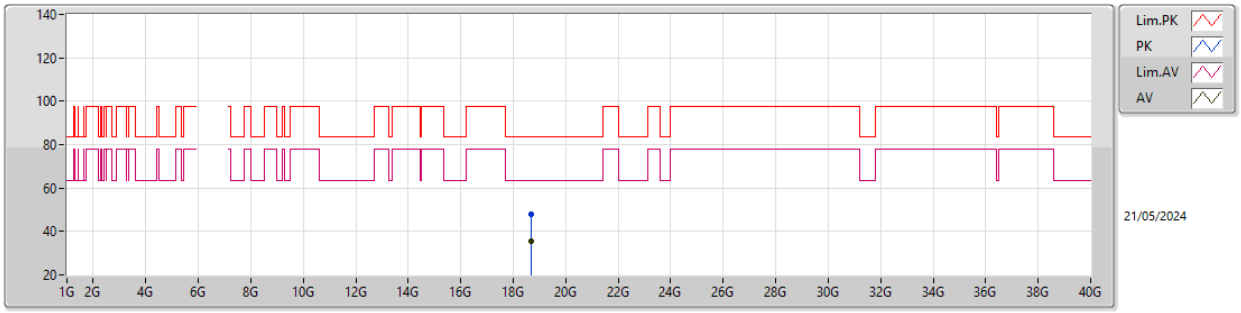

EUT Y_2TX
Setting 16
04-E-K-5

Type	Freq	Level	Limit	Margin	Raw	Dist	Condition	Azimuth	Height	Comment	AF	CL	PA
	(Hz)	(dBuV/m)	(dBuV/m)	(dB)	(dBuV)	(m)		(°)	(m)		(dB)	(dB)	(dB)
PK	18.67099G	48.11	83.54	-35.43	44.68	1	Vertical	183	1.52	-	37.72	15.27	49.56
AV	18.67465G	35.40	63.54	-28.14	31.99	1	Vertical	183	1.52	-	37.70	15.27	49.56

5.925-6.425GHz_802.11be EHT80-BF_Nss1,(MCS0)_2TX

6225MHz_TX

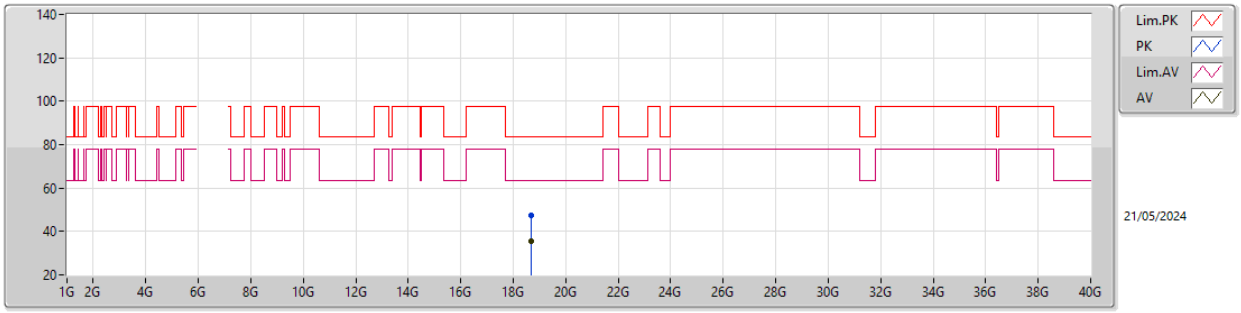

EUT Y_2TX
Setting 16
04-E-K-5

Type	Freq	Level	Limit	Margin	Raw	Dist	Condition	Azimuth	Height	Comment	AF	CL	PA
	(Hz)	(dBuV/m)	(dBuV/m)	(dB)	(dBuV)	(m)		(°)	(m)		(dB)	(dB)	(dB)
PK	18.67355G	47.61	83.54	-35.93	44.19	1	Horizontal	275	1.58	-	37.71	15.27	49.56
AV	18.67786G	35.52	63.54	-28.02	32.12	1	Horizontal	275	1.58	-	37.69	15.27	49.56

5.925-6.425GHz_802.11be EHT80-BF_Nss1,(MCS0)_2TX

6385MHz_TX

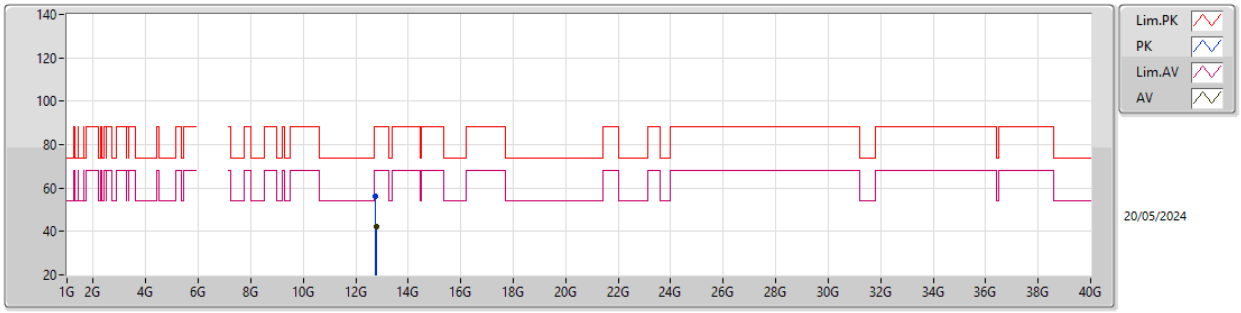

EUT Y_2TX
Setting 20
04-E-J-8

Type	Freq	Level	Limit	Margin	Raw	Dist	Condition	Azimuth	Height	Comment	AF	CL	PA
	(Hz)	(dBuV/m)	(dBuV/m)	(dB)	(dBuV)	(m)		(°)	(m)		(dB)	(dB)	(dB)
PK	12.76773G	55.97	88.20	-32.23	41.59	3	Vertical	105	2.94	-	38.87	10.03	34.52
RMS	12.77261G	42.45	68.20	-25.75	28.05	3	Vertical	105	2.94	-	38.89	10.03	34.52

5.925-6.425GHz_802.11be EHT80-BF_Nss1,(MCS0)_2TX

6385MHz_TX

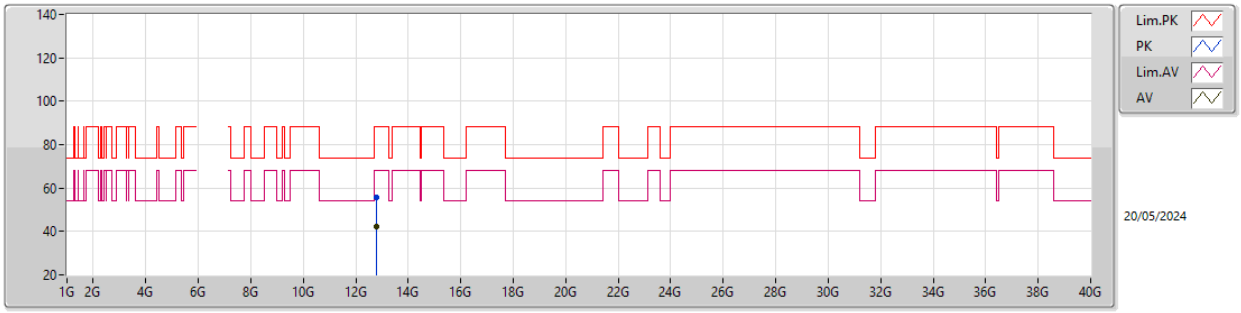

EUT Y_2TX
Setting 20
04-E-J-8

Type	Freq	Level	Limit	Margin	Raw	Dist	Condition	Azimuth	Height	Comment	AF	CL	PA
	(Hz)	(dBuV/m)	(dBuV/m)	(dB)	(dBuV)	(m)		(°)	(m)		(dB)	(dB)	(dB)
PK	12.77454G	55.59	88.20	-32.61	41.18	3	Horizontal	96	1.29	-	38.90	10.03	34.52
RMS	12.76942G	42.50	68.20	-25.70	28.11	3	Horizontal	96	1.29	-	38.88	10.03	34.52

5.925-6.425GHz_802.11be EHT80-BF_Nss1,(MCS0)_2TX

6385MHz_TX

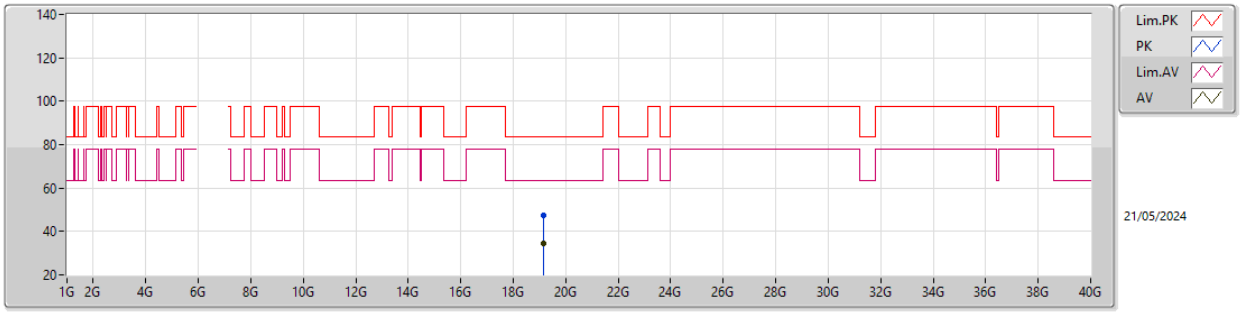

EUT Y_2TX
Setting 20
04-E-K-5

Type	Freq	Level	Limit	Margin	Raw	Dist	Condition	Azimuth	Height	Comment	AF	CL	PA
	(Hz)	(dBuV/m)	(dBuV/m)	(dB)	(dBuV)	(m)		(°)	(m)		(dB)	(dB)	(dB)
PK	19.15227G	47.31	83.54	-36.23	43.80	1	Vertical	9	1.51	-	37.71	15.24	49.44
AV	19.15005G	34.72	63.54	-28.82	31.22	1	Vertical	9	1.51	-	37.70	15.24	49.44

5.925-6.425GHz_802.11be EHT80-BF_Nss1,(MCS0)_2TX

6385MHz_TX

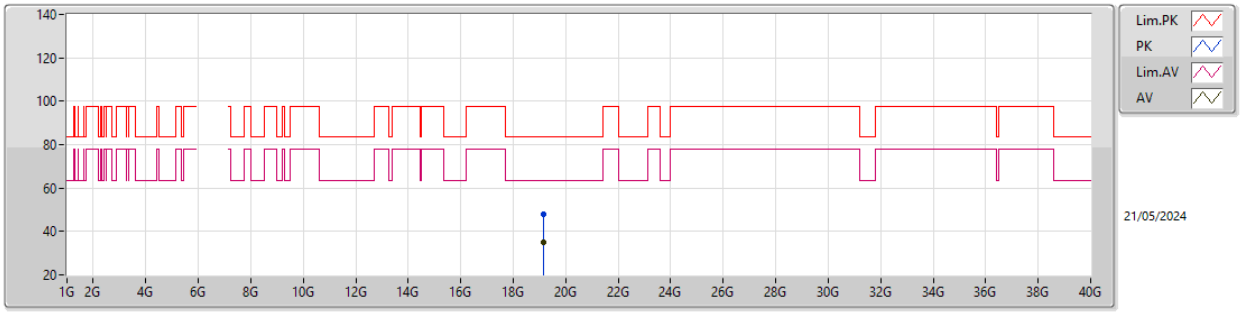

EUT Y_2TX
Setting 20
04-E-K-5

Type	Freq	Level	Limit	Margin	Raw	Dist	Condition	Azimuth	Height	Comment	AF	CL	PA
	(Hz)	(dBuV/m)	(dBuV/m)	(dB)	(dBuV)	(m)		(°)	(m)		(dB)	(dB)	(dB)
PK	19.15797G	47.89	83.54	-35.65	44.35	1	Horizontal	115	1.55	-	37.75	15.24	49.45
AV	19.15278G	34.78	63.54	-28.76	31.26	1	Horizontal	115	1.55	-	37.72	15.24	49.44

6.425-6.525GHz_802.11be EHT80-BF_Nss1,(MCS0)_2TX

6465MHz_TX

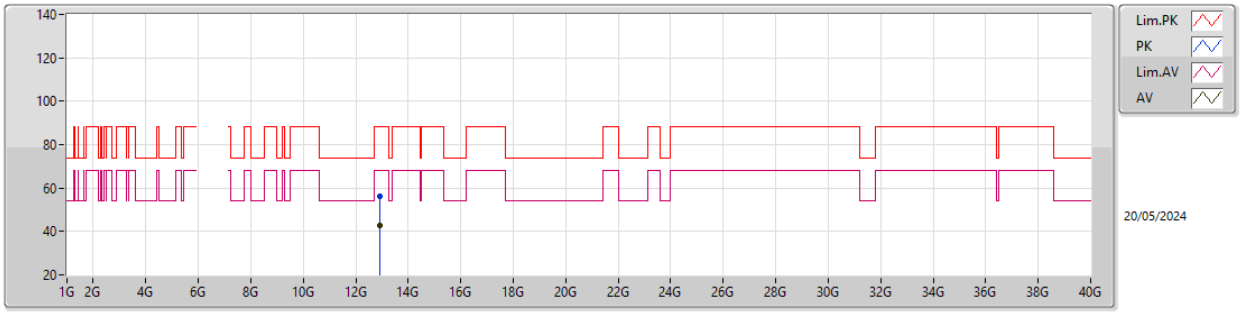

EUT Y_2TX
Setting 20
04-E-J-8

Type	Freq	Level	Limit	Margin	Raw	Dist	Condition	Azimuth	Height	Comment	AF	CL	PA
	(Hz)	(dBuV/m)	(dBuV/m)	(dB)	(dBuV)	(m)		(°)	(m)		(dB)	(dB)	(dB)
PK	12.93075G	56.39	88.20	-31.81	41.55	3	Vertical	112	1.70	-	39.26	10.09	34.51
RMS	12.92898G	42.92	68.20	-25.28	28.08	3	Vertical	112	1.70	-	39.26	10.09	34.51

6.425-6.525GHz_802.11be EHT80-BF_Nss1,(MCS0)_2TX

6465MHz_TX

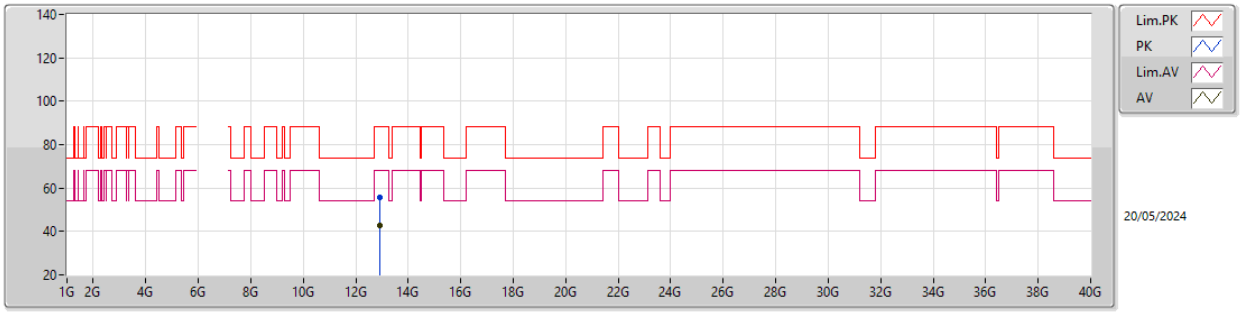

EUT Y_2TX
Setting 20
04-E-J-8

Type	Freq	Level	Limit	Margin	Raw	Dist	Condition	Azimuth	Height	Comment	AF	CL	PA
	(Hz)	(dBuV/m)	(dBuV/m)	(dB)	(dBuV)	(m)		(°)	(m)		(dB)	(dB)	(dB)
PK	12.9304G	55.88	88.20	-32.32	41.04	3	Horizontal	315	1.41	-	39.26	10.09	34.51
RMS	12.92635G	42.86	68.20	-25.34	28.03	3	Horizontal	315	1.41	-	39.25	10.09	34.51

6.425-6.525GHz_802.11be EHT80-BF_Nss1,(MCS0)_2TX

6465MHz_TX

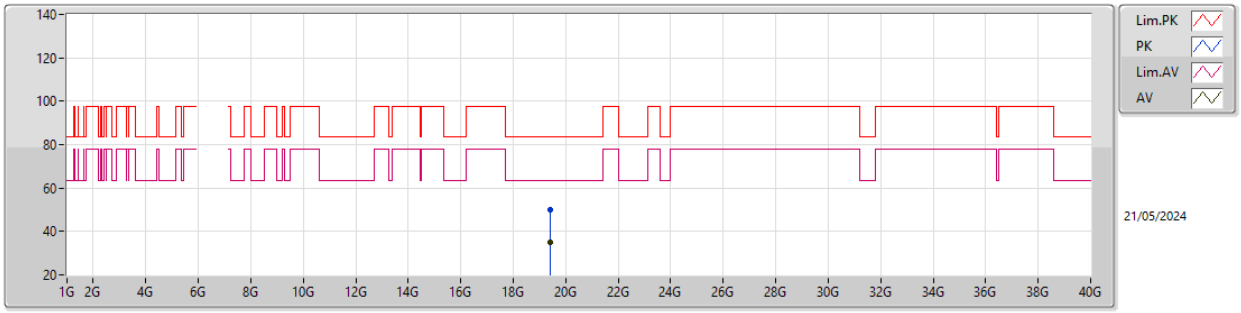

EUT Y_2TX
Setting 20
04-E-K-5

Type	Freq	Level	Limit	Margin	Raw	Dist	Condition	Azimuth	Height	Comment	AF	CL	PA
	(Hz)	(dBuV/m)	(dBuV/m)	(dB)	(dBuV)	(m)		(°)	(m)		(dB)	(dB)	(dB)
PK	19.3964G	49.80	83.54	-33.74	46.19	1	Vertical	215	1.51	-	37.99	15.23	49.61
AV	19.39174G	34.85	63.54	-28.69	31.26	1	Vertical	215	1.51	-	37.97	15.23	49.61

6.425-6.525GHz_802.11be EHT80-BF_Nss1,(MCS0)_2TX

6465MHz_TX

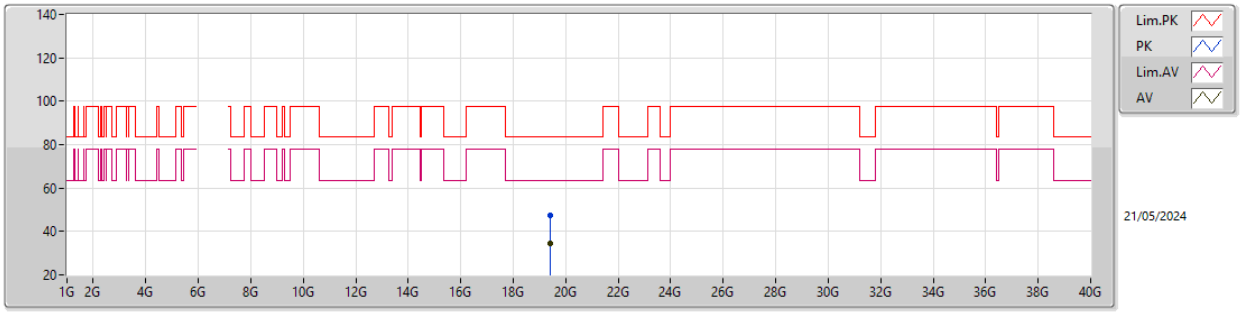

EUT Y_2TX
Setting 20
04-E-K-5

Type	Freq	Level	Limit	Margin	Raw	Dist	Condition	Azimuth	Height	Comment	AF	CL	PA
	(Hz)	(dBuV/m)	(dBuV/m)	(dB)	(dBuV)	(m)		(°)	(m)		(dB)	(dB)	(dB)
PK	19.39802G	47.63	83.54	-35.91	44.02	1	Horizontal	99	1.50	-	37.99	15.23	49.61
AV	19.39746G	34.71	63.54	-28.83	31.10	1	Horizontal	99	1.50	-	37.99	15.23	49.61

6.425-6.525GHz_802.11be EHT80-BF_Nss1,(MCS0)_2TX

6545MHz_TX

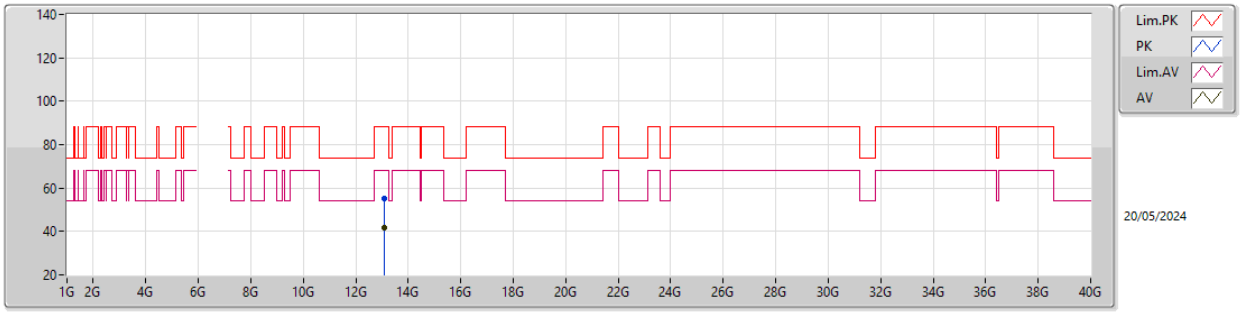

EUT Y_2TX
Setting 21
04-E-J-8

Type	Freq	Level	Limit	Margin	Raw	Dist	Condition	Azimuth	Height	Comment	AF	CL	PA
	(Hz)	(dBuV/m)	(dBuV/m)	(dB)	(dBuV)	(m)		(°)	(m)		(dB)	(dB)	(dB)
PK	13.08739G	55.19	88.20	-33.01	40.13	3	Vertical	205	2.15	-	39.47	10.15	34.56
RMS	13.09242G	41.88	68.20	-26.32	26.81	3	Vertical	205	2.15	-	39.48	10.15	34.56

6.425-6.525GHz_802.11be EHT80-BF_Nss1,(MCS0)_2TX

6545MHz_TX

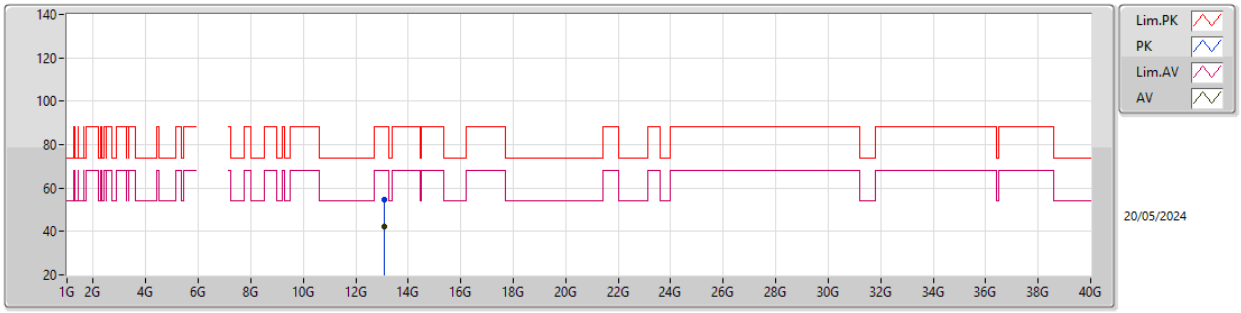

EUT Y_2TX
Setting 21
04-E-J-8

Type	Freq	Level	Limit	Margin	Raw	Dist	Condition	Azimuth	Height	Comment	AF	CL	PA
	(Hz)	(dBuV/m)	(dBuV/m)	(dB)	(dBuV)	(m)		(°)	(m)		(dB)	(dB)	(dB)
PK	13.09185G	54.61	88.20	-33.59	39.54	3	Horizontal	62	1.56	-	39.48	10.15	34.56
RMS	13.09271G	42.01	68.20	-26.19	26.93	3	Horizontal	62	1.56	-	39.49	10.15	34.56

6.425-6.525GHz_802.11be EHT80-BF_Nss1,(MCS0)_2TX

6545MHz_TX

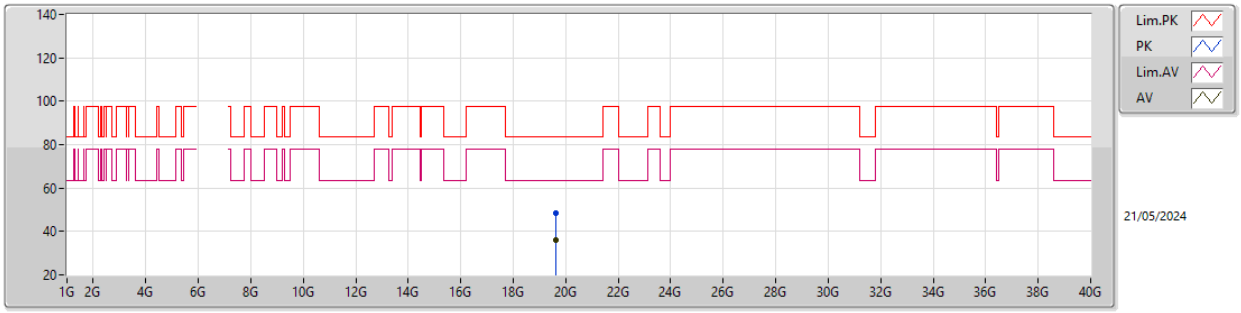

EUT Y_2TX
Setting 21
04-E-K-5

Type	Freq	Level	Limit	Margin	Raw	Dist	Condition	Azimuth	Height	Comment	AF	CL	PA
	(Hz)	(dBuV/m)	(dBuV/m)	(dB)	(dBuV)	(m)		(°)	(m)		(dB)	(dB)	(dB)
PK	19.63546G	48.46	83.54	-35.08	44.80	1	Vertical	255	1.50	-	38.01	15.22	49.57
AV	19.63487G	36.04	63.54	-27.50	32.38	1	Vertical	255	1.50	-	38.01	15.22	49.57

6.425-6.525GHz_802.11be EHT80-BF_Nss1,(MCS0)_2TX

6545MHz_TX

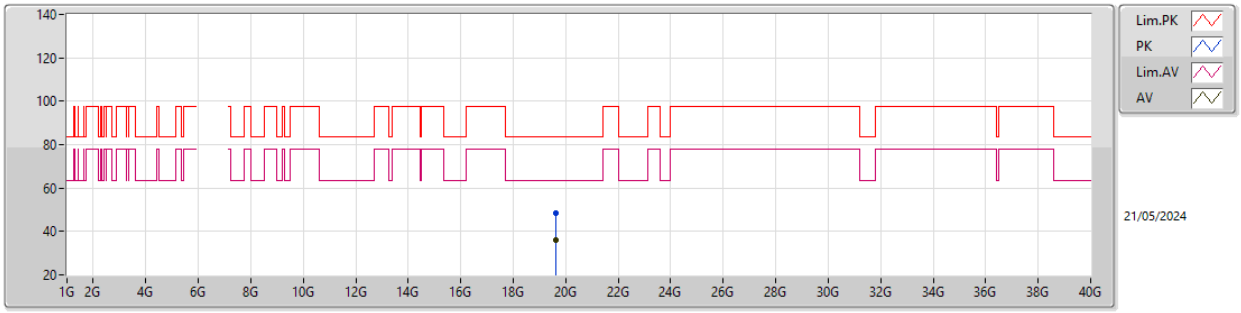

EUT Y_2TX
Setting 21
04-E-K-5

Type	Freq	Level	Limit	Margin	Raw	Dist	Condition	Azimuth	Height	Comment	AF	CL	PA
	(Hz)	(dBuV/m)	(dBuV/m)	(dB)	(dBuV)	(m)		(°)	(m)		(dB)	(dB)	(dB)
PK	19.63202G	48.33	83.54	-35.21	44.69	1	Horizontal	71	1.57	-	37.99	15.22	49.57
AV	19.63995G	35.89	63.54	-27.65	32.20	1	Horizontal	71	1.57	-	38.04	15.22	49.57

6.525-6.875GHz_802.11be EHT80-BF_Nss1,(MCS0)_2TX

6625MHz_TX

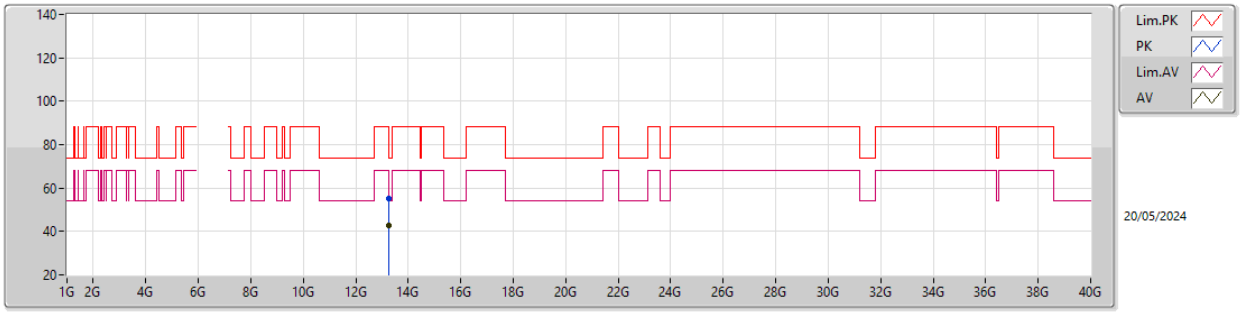

EUT Y_2TX
Setting 20
04-E-J-8

Type	Freq	Level	Limit	Margin	Raw	Dist	Condition	Azimuth	Height	Comment	AF	CL	PA
	(Hz)	(dBuV/m)	(dBuV/m)	(dB)	(dBuV)	(m)		(°)	(m)		(dB)	(dB)	(dB)
PK	13.25243G	55.42	74.00	-18.58	40.07	3	Vertical	161	1.09	-	39.80	10.21	34.66
AV	13.25346G	42.62	54.00	-11.38	27.26	3	Vertical	161	1.09	-	39.81	10.21	34.66

6.525-6.875GHz_802.11be EHT80-BF_Nss1,(MCS0)_2TX

6625MHz_TX

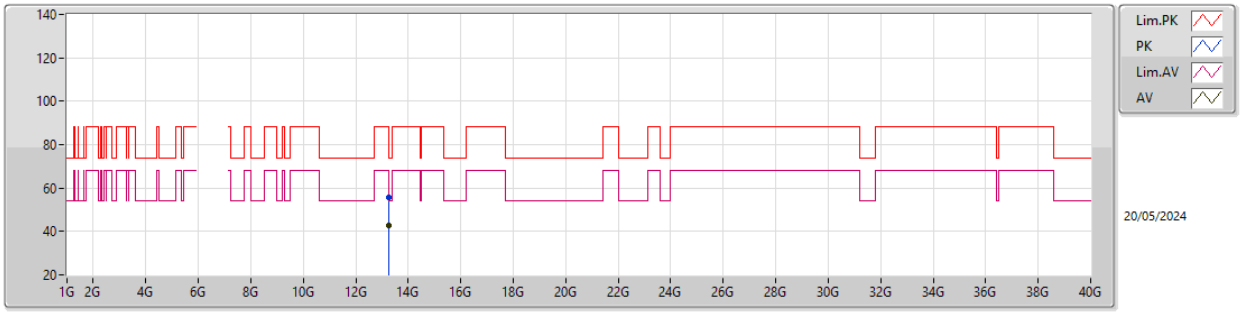

EUT Y_2TX
Setting 20
04-E-J-8

Type	Freq	Level	Limit	Margin	Raw	Dist	Condition	Azimuth	Height	Comment	AF	CL	PA
	(Hz)	(dBuV/m)	(dBuV/m)	(dB)	(dBuV)	(m)		(°)	(m)		(dB)	(dB)	(dB)
PK	13.25522G	55.56	74.00	-18.44	40.20	3	Horizontal	219	1.00	-	39.81	10.21	34.66
AV	13.25015G	42.51	54.00	-11.49	27.16	3	Horizontal	219	1.00	-	39.80	10.21	34.66

6.525-6.875GHz_802.11be EHT80-BF_Nss1,(MCS0)_2TX

6625MHz_TX

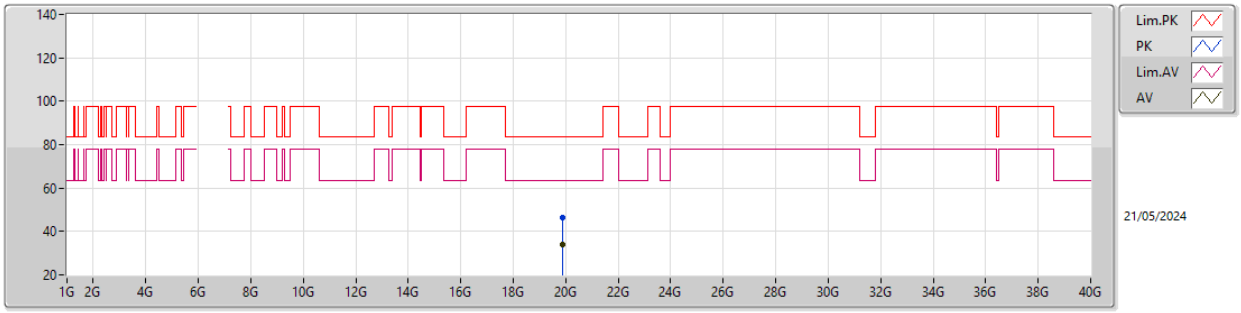

EUT Y_2TX
Setting 20
04-E-K-5

Type	Freq	Level	Limit	Margin	Raw	Dist	Condition	Azimuth	Height	Comment	AF	CL	PA
	(Hz)	(dBuV/m)	(dBuV/m)	(dB)	(dBuV)	(m)		(°)	(m)		(dB)	(dB)	(dB)
PK	19.87818G	46.60	83.54	-36.94	42.99	1	Vertical	140	1.51	-	37.77	15.21	49.37
AV	19.87105G	33.94	63.54	-29.60	30.38	1	Vertical	140	1.51	-	37.73	15.21	49.38

6.525-6.875GHz_802.11be EHT80-BF_Nss1,(MCS0)_2TX

6625MHz_TX

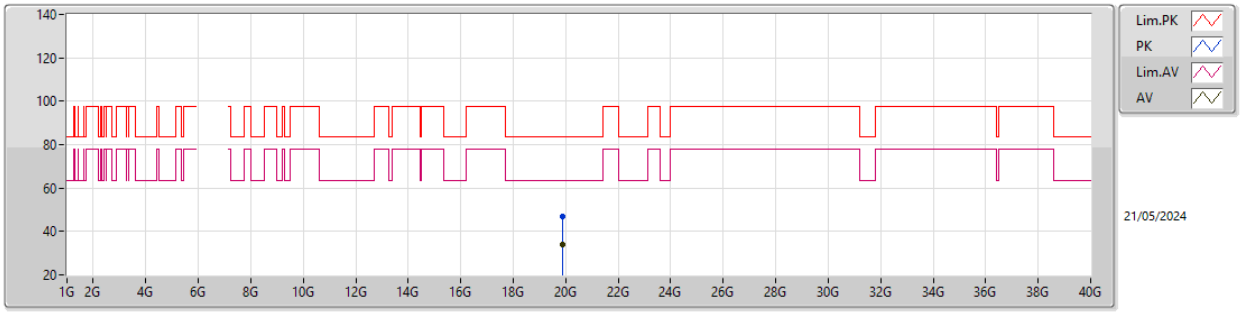

EUT Y_2TX
Setting 20
04-E-K-5

Type	Freq	Level	Limit	Margin	Raw	Dist	Condition	Azimuth	Height	Comment	AF	CL	PA
	(Hz)	(dBuV/m)	(dBuV/m)	(dB)	(dBuV)	(m)		(°)	(m)		(dB)	(dB)	(dB)
PK	19.87954G	46.86	83.54	-36.68	43.24	1	Horizontal	235	1.52	-	37.78	15.21	49.37
AV	19.87951G	34.10	63.54	-29.44	30.48	1	Horizontal	235	1.52	-	37.78	15.21	49.37

6.525-6.875GHz_802.11be EHT80-BF_Nss1,(MCS0)_2TX

6705MHz_TX

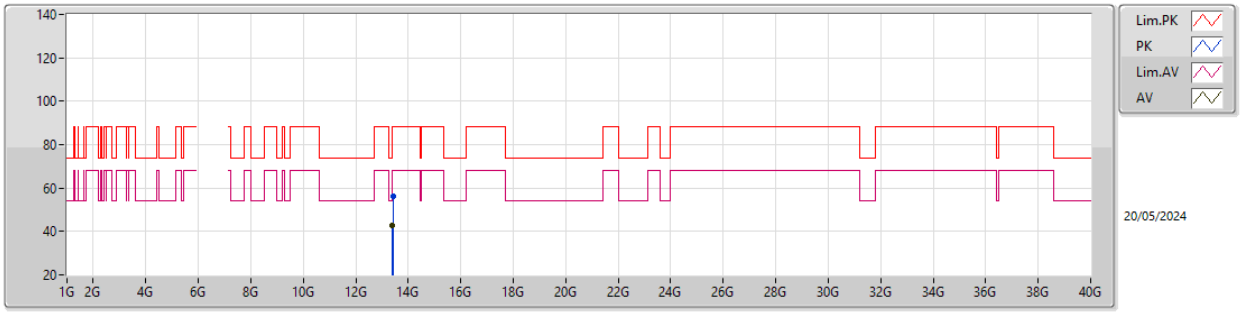

EUT Y_2TX
Setting 21
04-E-J-8

Type	Freq	Level	Limit	Margin	Raw	Dist	Condition	Azimuth	Height	Comment	AF	CL	PA
	(Hz)	(dBuV/m)	(dBuV/m)	(dB)	(dBuV)	(m)		(°)	(m)		(dB)	(dB)	(dB)
PK	13.41355G	56.10	88.20	-32.10	40.55	3	Vertical	24	2.41	-	40.03	10.27	34.75
RMS	13.40773G	42.99	68.20	-25.21	27.45	3	Vertical	24	2.41	-	40.02	10.27	34.75

6.525-6.875GHz_802.11be EHT80-BF_Nss1,(MCS0)_2TX

6705MHz_TX

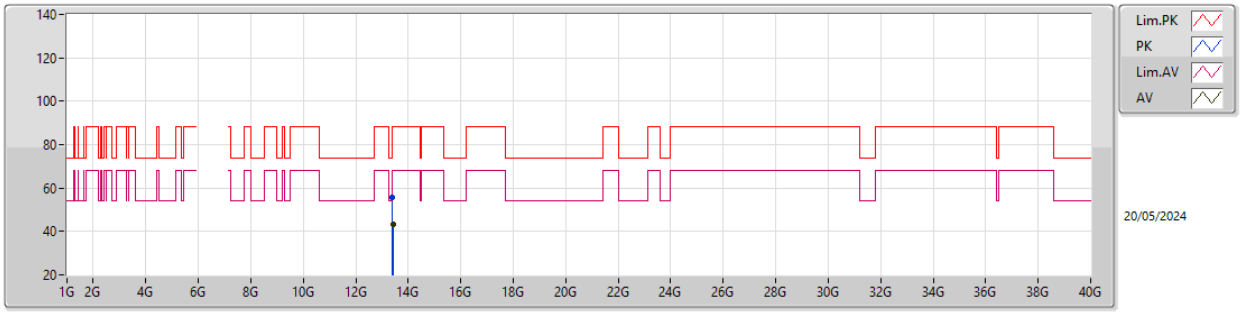

EUT Y_2TX
Setting 21
04-E-J-8

Type	Freq	Level	Limit	Margin	Raw	Dist	Condition	Azimuth	Height	Comment	AF	CL	PA
	(Hz)	(dBuV/m)	(dBuV/m)	(dB)	(dBuV)	(m)		(°)	(m)		(dB)	(dB)	(dB)
PK	13.40902G	55.74	88.20	-32.46	40.20	3	Horizontal	165	2.72	-	40.02	10.27	34.75
RMS	13.41072G	43.19	68.20	-25.01	27.65	3	Horizontal	165	2.72	-	40.02	10.27	34.75

6.525-6.875GHz_802.11be EHT80-BF_Nss1,(MCS0)_2TX

6705MHz_TX

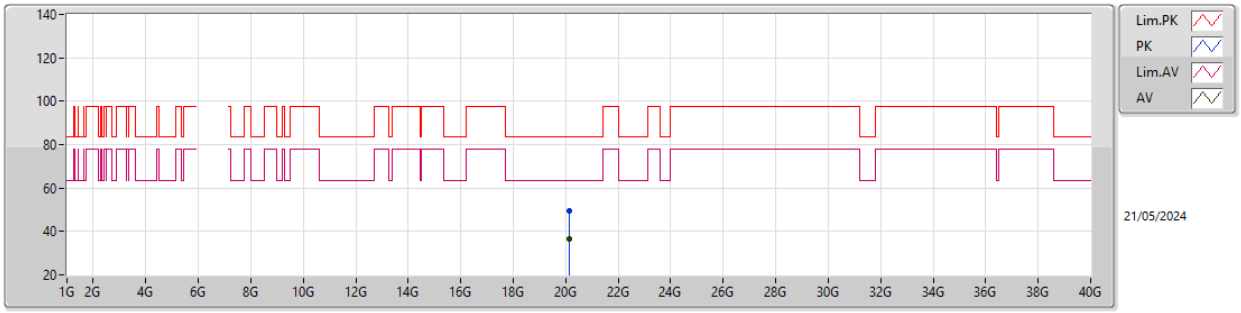

EUT Y_2TX
Setting 21
04-E-K-5

Type	Freq	Level	Limit	Margin	Raw	Dist	Condition	Azimuth	Height	Comment	AF	CL	PA
	(Hz)	(dBuV/m)	(dBuV/m)	(dB)	(dBuV)	(m)		(°)	(m)		(dB)	(dB)	(dB)
PK	20.11596G	49.72	83.54	-33.82	45.87	1	Vertical	218	1.52	-	37.80	15.29	49.24
AV	20.11915G	36.69	63.54	-26.85	32.84	1	Vertical	218	1.52	-	37.79	15.30	49.24

6.525-6.875GHz_802.11be EHT80-BF_Nss1,(MCS0)_2TX

6705MHz_TX

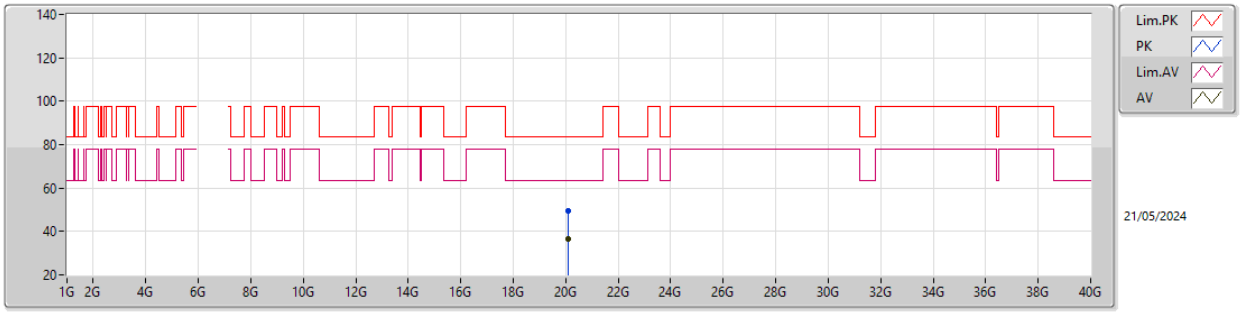

EUT Y_2TX
Setting 21
04-E-K-5

Type	Freq	Level	Limit	Margin	Raw	Dist	Condition	Azimuth	Height	Comment	AF	CL	PA
	(Hz)	(dBuV/m)	(dBuV/m)	(dB)	(dBuV)	(m)		(°)	(m)		(dB)	(dB)	(dB)
PK	20.11477G	49.70	83.54	-33.84	45.84	1	Horizontal	10	1.50	-	37.81	15.29	49.24
AV	20.11108G	36.71	63.54	-26.83	32.83	1	Horizontal	10	1.50	-	37.83	15.29	49.24

6.525-6.875GHz_802.11be EHT80-BF_Nss1,(MCS0)_2TX

6785MHz_TX

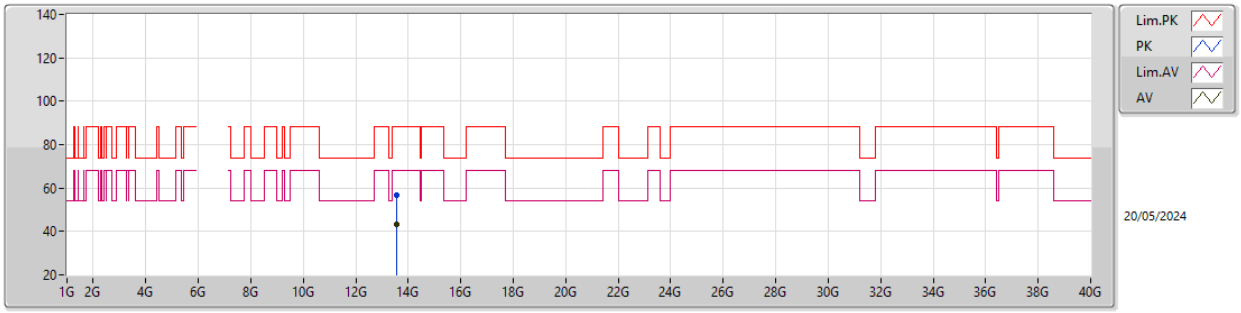

EUT Y_2TX
Setting 19
04-E-J-8

Type	Freq	Level	Limit	Margin	Raw	Dist	Condition	Azimuth	Height	Comment	AF	CL	PA
	(Hz)	(dBuV/m)	(dBuV/m)	(dB)	(dBuV)	(m)		(°)	(m)		(dB)	(dB)	(dB)
PK	13.56687G	56.74	88.20	-31.46	41.07	3	Vertical	105	2.57	-	40.20	10.33	34.86
RMS	13.56565G	43.19	68.20	-25.01	27.52	3	Vertical	105	2.57	-	40.20	10.33	34.86

6.525-6.875GHz_802.11be EHT80-BF_Nss1,(MCS0)_2TX

6785MHz_TX

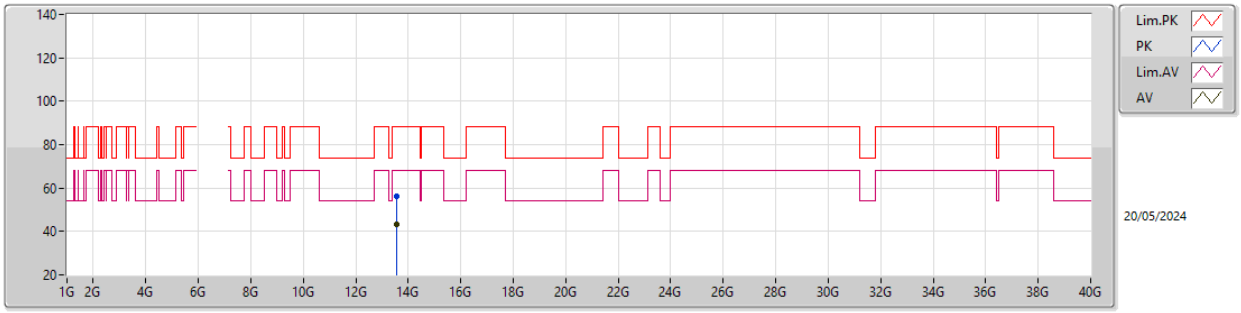

EUT Y_2TX
Setting 19
04-E-J-8

Type	Freq	Level	Limit	Margin	Raw	Dist	Condition	Azimuth	Height	Comment	AF	CL	PA
	(Hz)	(dBuV/m)	(dBuV/m)	(dB)	(dBuV)	(m)		(°)	(m)		(dB)	(dB)	(dB)
PK	13.56883G	56.08	88.20	-32.12	40.41	3	Horizontal	248	2.54	-	40.20	10.33	34.86
RMS	13.56852G	43.18	68.20	-25.02	27.51	3	Horizontal	248	2.54	-	40.20	10.33	34.86

6.525-6.875GHz_802.11be EHT80-BF_Nss1,(MCS0)_2TX

6785MHz_TX

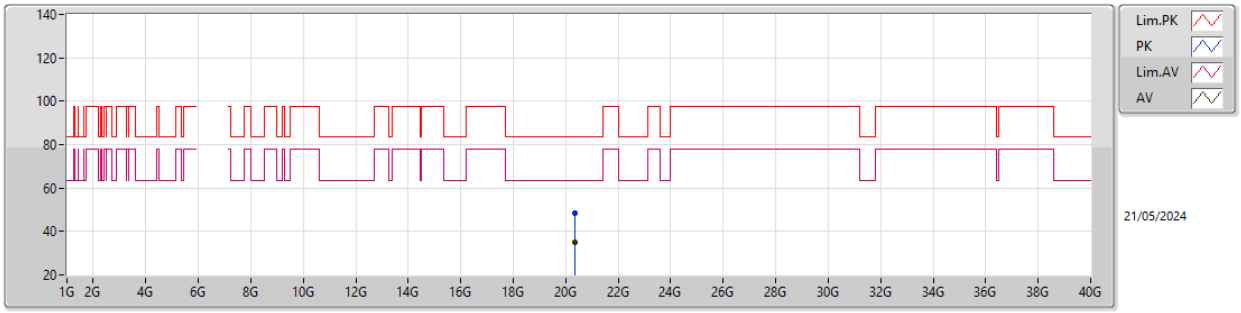

EUT Y_2TX
Setting 19
04-E-K-5

Type	Freq	Level	Limit	Margin	Raw	Dist	Condition	Azimuth	Height	Comment	AF	CL	PA
	(Hz)	(dBuV/m)	(dBuV/m)	(dB)	(dBuV)	(m)		(°)	(m)		(dB)	(dB)	(dB)
PK	20.35814G	48.20	83.54	-35.34	43.81	1	Vertical	342	1.57	-	38.08	15.49	49.18
AV	20.35079G	35.17	63.54	-28.37	30.77	1	Vertical	342	1.57	-	38.10	15.48	49.18

6.525-6.875GHz_802.11be EHT80-BF_Nss1,(MCS0)_2TX

6785MHz_TX

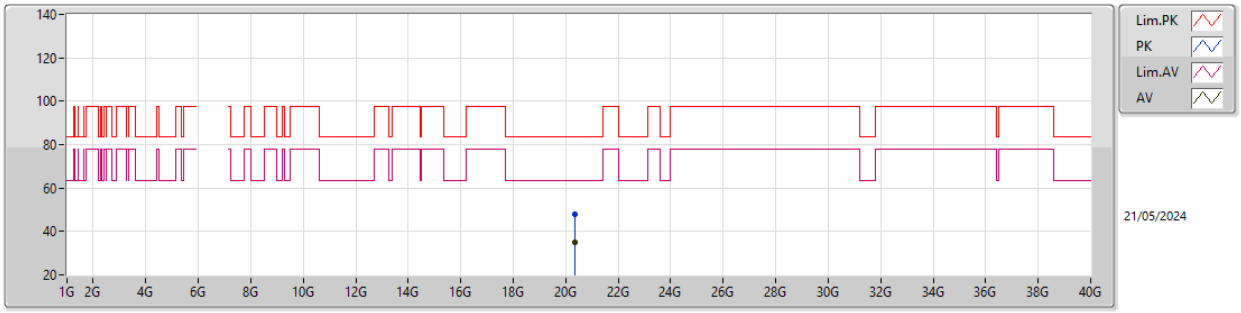

EUT Y_2TX
Setting 19
04-E-K-5

Type	Freq	Level	Limit	Margin	Raw	Dist	Condition	Azimuth	Height	Comment	AF	CL	PA
	(Hz)	(dBuV/m)	(dBuV/m)	(dB)	(dBuV)	(m)		(°)	(m)		(dB)	(dB)	(dB)
PK	20.35406G	48.11	83.54	-35.43	43.72	1	Horizontal	131	1.53	-	38.09	15.48	49.18
AV	20.35G	35.18	63.54	-28.36	30.78	1	Horizontal	131	1.53	-	38.10	15.48	49.18

6.525-6.875GHz_802.11be EHT80-BF_Nss1,(MCS0)_2TX

6865MHz_TX

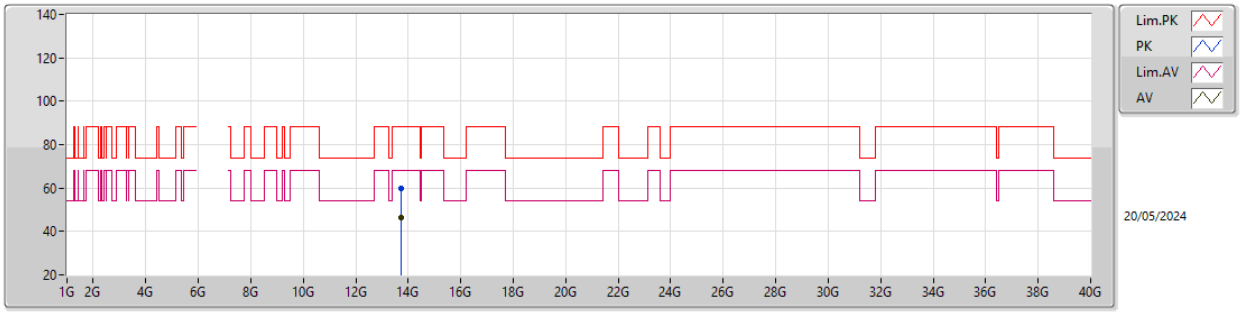

EUT Y_2TX
Setting 21
04-E-J-8

Type	Freq	Level	Limit	Margin	Raw	Dist	Condition	Azimuth	Height	Comment	AF	CL	PA
	(Hz)	(dBuV/m)	(dBuV/m)	(dB)	(dBuV)	(m)		(°)	(m)		(dB)	(dB)	(dB)
PK	13.72784G	59.72	88.20	-28.48	44.02	3	Vertical	67	1.32	-	40.31	10.40	35.01
RMS	13.73291G	46.39	68.20	-21.81	30.67	3	Vertical	67	1.32	-	40.33	10.40	35.01

6.525-6.875GHz_802.11be EHT80-BF_Nss1,(MCS0)_2TX

6865MHz_TX

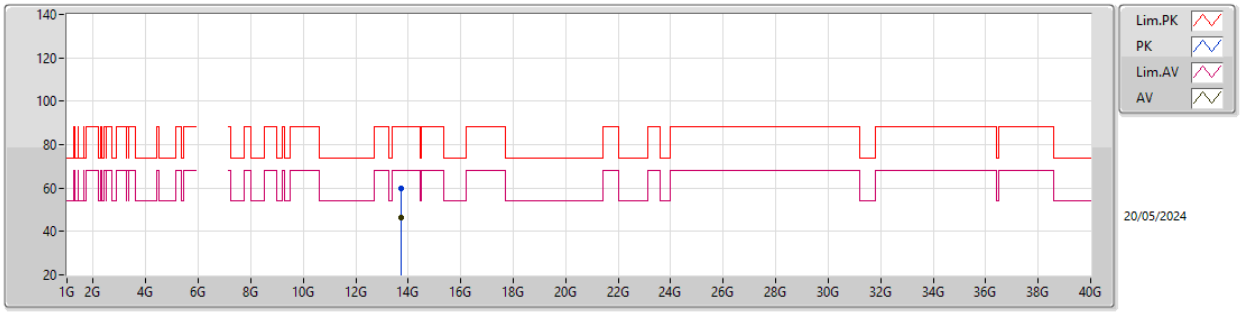

EUT Y_2TX
Setting 21
04-E-J-8

Type	Freq	Level	Limit	Margin	Raw	Dist	Condition	Azimuth	Height	Comment	AF	CL	PA
	(Hz)	(dBuV/m)	(dBuV/m)	(dB)	(dBuV)	(m)		(°)	(m)		(dB)	(dB)	(dB)
PK	13.73446G	59.60	88.20	-28.60	43.87	3	Horizontal	118	1.85	-	40.34	10.40	35.01
RMS	13.72993G	46.24	68.20	-21.96	30.53	3	Horizontal	118	1.85	-	40.32	10.40	35.01

6.525-6.875GHz_802.11be EHT80-BF_Nss1,(MCS0)_2TX

6865MHz_TX

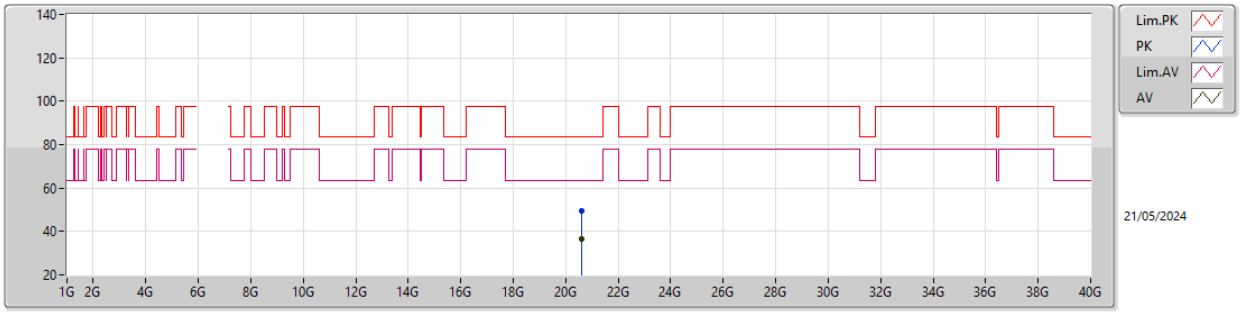

EUT Y_2TX
Setting 21
04-E-K-5

Type	Freq	Level	Limit	Margin	Raw	Dist	Condition	Azimuth	Height	Comment	AF	CL	PA
	(Hz)	(dBuV/m)	(dBuV/m)	(dB)	(dBuV)	(m)		(°)	(m)		(dB)	(dB)	(dB)
PK	20.59117G	49.56	83.54	-33.98	45.00	1	Vertical	171	1.51	-	37.98	15.67	49.09
AV	20.59818G	36.62	63.54	-26.92	32.03	1	Vertical	171	1.51	-	38.00	15.68	49.09

6.525-6.875GHz_802.11be EHT80-BF_Nss1,(MCS0)_2TX

6865MHz_TX

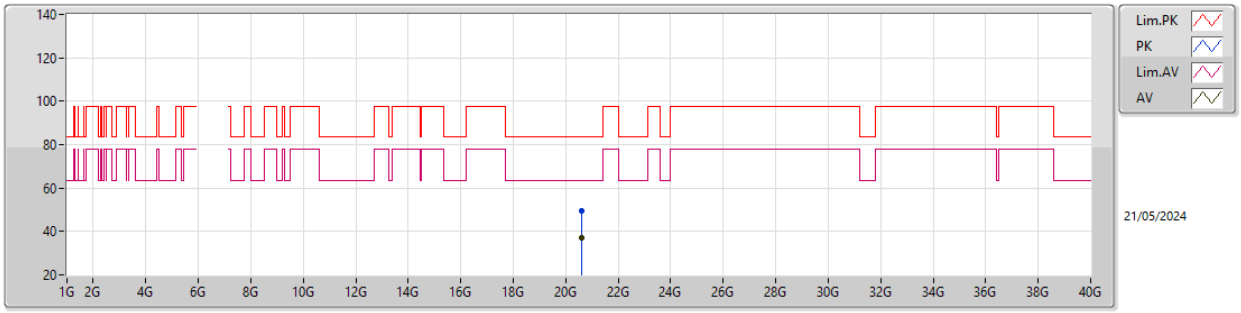

EUT Y_2TX
Setting 21
04-E-K-5

Type	Freq	Level	Limit	Margin	Raw	Dist	Condition	Azimuth	Height	Comment	AF	CL	PA
	(Hz)	(dBuV/m)	(dBuV/m)	(dB)	(dBuV)	(m)		(°)	(m)		(dB)	(dB)	(dB)
PK	20.59044G	49.45	83.54	-34.09	44.89	1	Horizontal	340	1.51	-	37.98	15.67	49.09
AV	20.59355G	36.90	63.54	-26.64	32.33	1	Horizontal	340	1.51	-	37.99	15.67	49.09

6.875-7.125GHz_802.11be EHT80-BF_Nss1,(MCS0)_2TX

6945MHz_TX

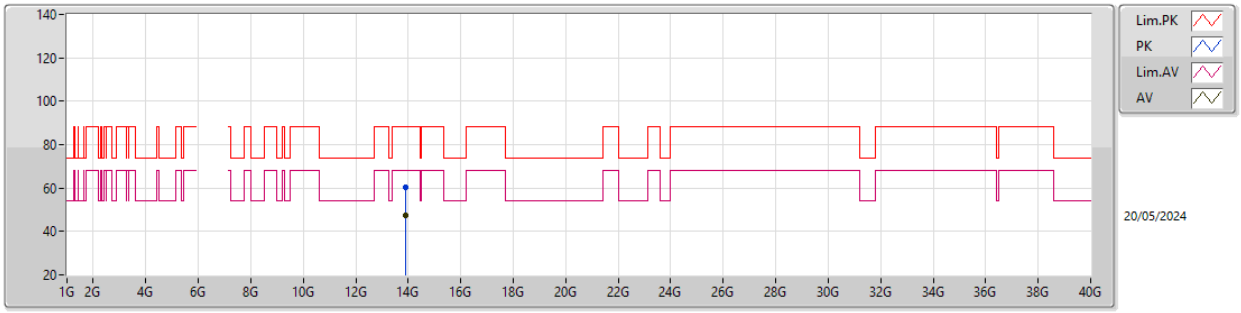

EUT Y_2TX
Setting 21
04-E-J-8

Type	Freq	Level	Limit	Margin	Raw	Dist	Condition	Azimuth	Height	Comment	AF	CL	PA
	(Hz)	(dBuV/m)	(dBuV/m)	(dB)	(dBuV)	(m)		(°)	(m)		(dB)	(dB)	(dB)
PK	13.88611G	60.24	88.20	-27.96	44.36	3	Vertical	36	2.38	-	40.57	10.46	35.15
RMS	13.88738G	47.35	68.20	-20.85	31.47	3	Vertical	36	2.38	-	40.57	10.46	35.15

6.875-7.125GHz_802.11be EHT80-BF_Nss1,(MCS0)_2TX

6945MHz_TX

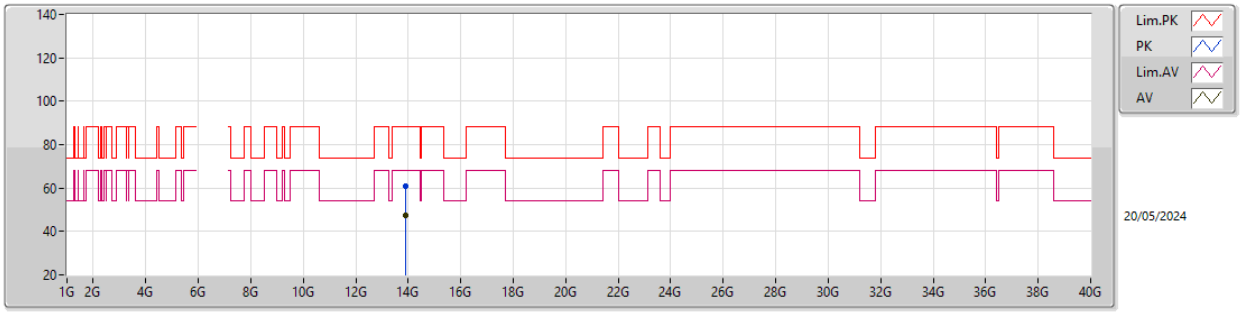

EUT Y_2TX
Setting 21
04-E-J-8

Type	Freq	Level	Limit	Margin	Raw	Dist	Condition	Azimuth	Height	Comment	AF	CL	PA
	(Hz)	(dBuV/m)	(dBuV/m)	(dB)	(dBuV)	(m)		(°)	(m)		(dB)	(dB)	(dB)
PK	13.89447G	60.76	88.20	-27.44	44.87	3	Horizontal	110	1.42	-	40.59	10.46	35.16
RMS	13.89126G	47.33	68.20	-20.87	31.44	3	Horizontal	110	1.42	-	40.58	10.46	35.15

6.875-7.125GHz_802.11be EHT80-BF_Nss1,(MCS0)_2TX

6945MHz_TX

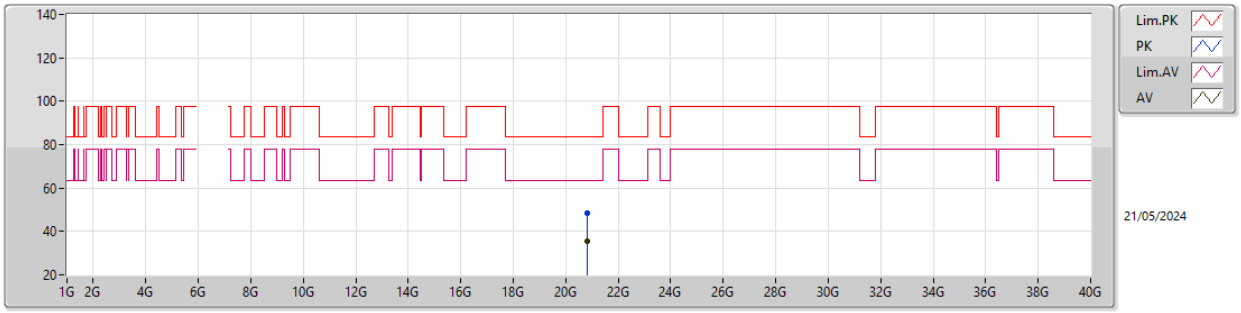

EUT Y_2TX
Setting 21
04-E-K-5

Type	Freq	Level	Limit	Margin	Raw	Dist	Condition	Azimuth	Height	Comment	AF	CL	PA
	(Hz)	(dBuV/m)	(dBuV/m)	(dB)	(dBuV)	(m)		(°)	(m)		(dB)	(dB)	(dB)
PK	20.83775G	48.39	83.54	-35.15	43.28	1	Vertical	106	1.53	-	38.20	15.87	48.96
AV	20.83105G	35.60	63.54	-27.94	30.51	1	Vertical	106	1.53	-	38.20	15.86	48.97

6.875-7.125GHz_802.11be EHT80-BF_Nss1,(MCS0)_2TX

6945MHz_TX

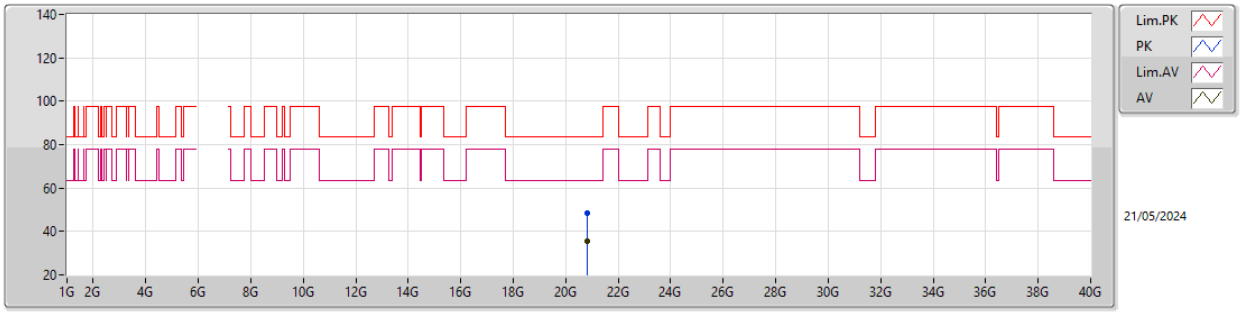

EUT Y_2TX
Setting 21
04-E-K-5

Type	Freq	Level	Limit	Margin	Raw	Dist	Condition	Azimuth	Height	Comment	AF	CL	PA
	(Hz)	(dBuV/m)	(dBuV/m)	(dB)	(dBuV)	(m)		(°)	(m)		(dB)	(dB)	(dB)
PK	20.83183G	48.63	83.54	-34.91	43.53	1	Horizontal	293	1.56	-	38.20	15.87	48.97
AV	20.83254G	35.60	63.54	-27.94	30.50	1	Horizontal	293	1.56	-	38.20	15.87	48.97

6.875-7.125GHz_802.11be EHT80-BF_Nss1,(MCS0)_2TX

7025MHz_TX

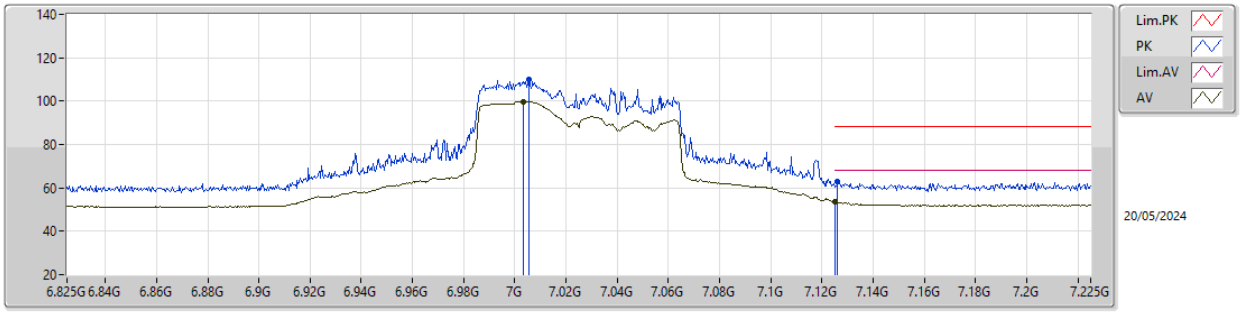

EUT Y_2TX
Setting 21
04-E-J-8-10

Type	Freq	Level	Limit	Margin	Raw	Dist	Condition	Azimuth	Height	Comment	AF	CL	PA
	(Hz)	(dBuV/m)	(dBuV/m)	(dB)	(dBuV)	(m)		(°)	(m)		(dB)	(dB)	(dB)
PK	7.0054G	110.19	Inf	-Inf	100.75	3	Vertical	328	1.47	-	36.41	7.00	33.97
RMS	7.0034G	99.91	Inf	-Inf	90.47	3	Vertical	328	1.47	-	36.41	7.00	33.97
PK	7.1262G	62.86	88.20	-25.34	53.34	3	Vertical	328	1.47	-	36.50	7.04	34.02
RMS	7.125G	53.42	68.20	-14.78	43.90	3	Vertical	328	1.47	-	36.50	7.04	34.02

6.875-7.125GHz_802.11be EHT80-BF_Nss1,(MCS0)_2TX

7025MHz_TX

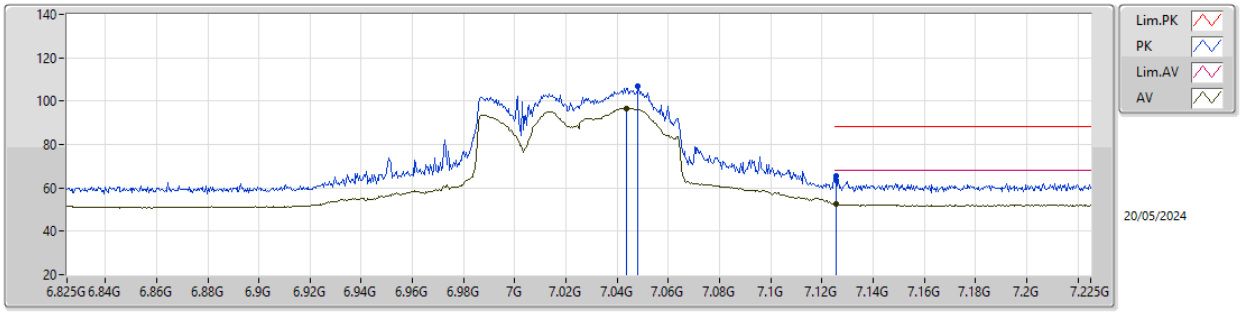

EUT Y_2TX
Setting 21
04-E-J-8-10

Type	Freq	Level	Limit	Margin	Raw	Dist	Condition	Azimuth	Height	Comment	AF	CL	PA
	(Hz)	(dBuV/m)	(dBuV/m)	(dB)	(dBuV)	(m)		(°)	(m)		(dB)	(dB)	(dB)
PK	7.0482G	106.74	Inf	-Inf	97.22	3	Horizontal	0	2.97	-	36.50	7.01	33.99
RMS	7.0438G	96.52	Inf	-Inf	87.01	3	Horizontal	0	2.97	-	36.49	7.01	33.99
PK	7.1254G	65.65	88.20	-22.55	56.13	3	Horizontal	0	2.97	-	36.50	7.04	34.02
RMS	7.1254G	52.42	68.20	-15.78	42.90	3	Horizontal	0	2.97	-	36.50	7.04	34.02

6.875-7.125GHz_802.11be EHT80-BF_Nss1,(MCS0)_2TX

7025MHz_TX

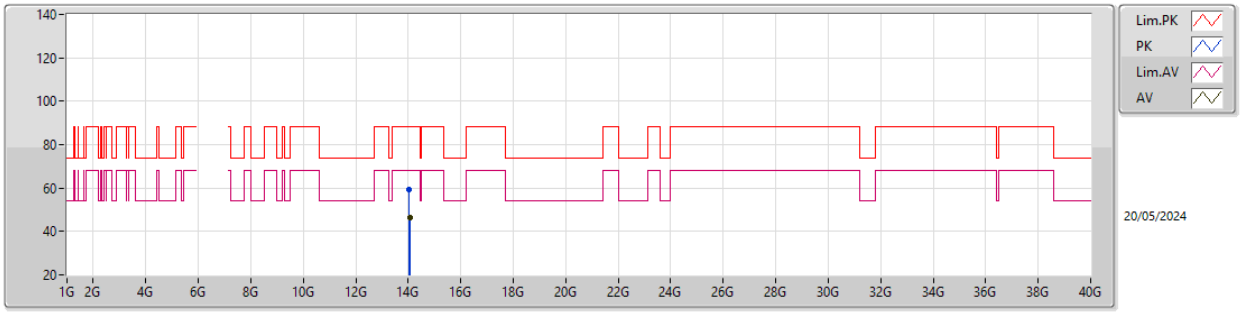

EUT Y_2TX
Setting 21
04-E-J-8

Type	Freq	Level	Limit	Margin	Raw	Dist	Condition	Azimuth	Height	Comment	AF	CL	PA
	(Hz)	(dBuV/m)	(dBuV/m)	(dB)	(dBuV)	(m)		(°)	(m)		(dB)	(dB)	(dB)
PK	14.04796G	59.37	88.20	-28.83	43.26	3	Vertical	125	2.34	-	40.80	10.52	35.21
RMS	14.0526G	46.52	68.20	-21.68	30.41	3	Vertical	125	2.34	-	40.80	10.52	35.21

6.875-7.125GHz_802.11be EHT80-BF_Nss1,(MCS0)_2TX

7025MHz_TX

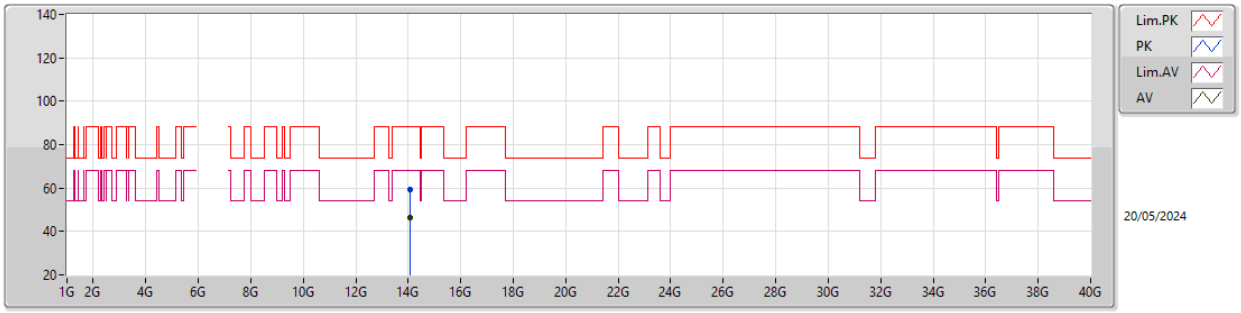

EUT Y_2TX
Setting 21
04-E-J-8

Type	Freq	Level	Limit	Margin	Raw	Dist	Condition	Azimuth	Height	Comment	AF	CL	PA
	(Hz)	(dBuV/m)	(dBuV/m)	(dB)	(dBuV)	(m)		(°)	(m)		(dB)	(dB)	(dB)
PK	14.0531G	59.53	88.20	-28.67	43.41	3	Horizontal	197	2.91	-	40.80	10.53	35.21
RMS	14.0502G	46.48	68.20	-21.72	30.37	3	Horizontal	197	2.91	-	40.80	10.52	35.21

6.875-7.125GHz_802.11be EHT80-BF_Nss1,(MCS0)_2TX

7025MHz_TX

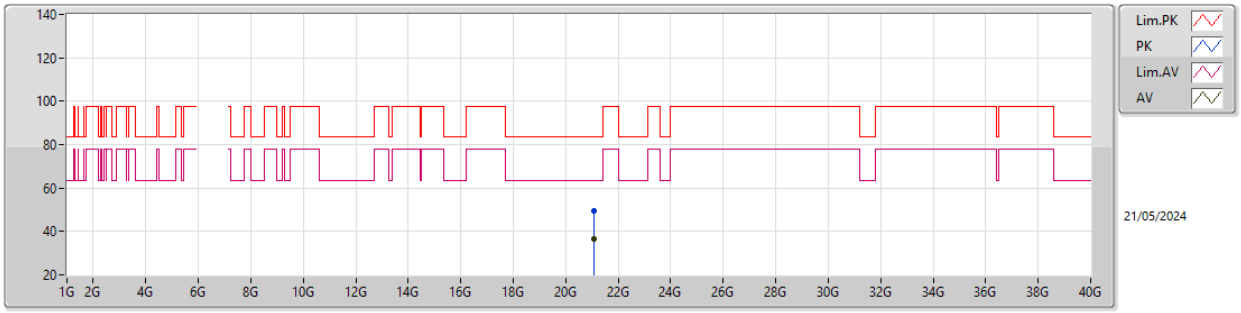

EUT Y_2TX
Setting 21
04-E-K-5

Type	Freq	Level	Limit	Margin	Raw	Dist	Condition	Azimuth	Height	Comment	AF	CL	PA
	(Hz)	(dBuV/m)	(dBuV/m)	(dB)	(dBuV)	(m)		(°)	(m)		(dB)	(dB)	(dB)
PK	21.07745G	49.31	83.54	-34.23	43.88	1	Vertical	330	1.57	-	38.24	16.06	48.87
AV	21.07909G	36.55	63.54	-26.99	31.13	1	Vertical	330	1.57	-	38.23	16.06	48.87

6.875-7.125GHz_802.11be EHT80-BF_Nss1,(MCS0)_2TX

7025MHz_TX

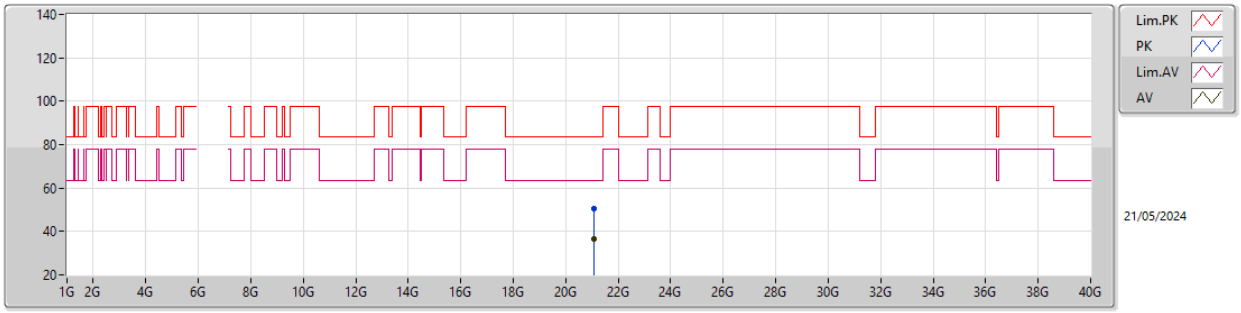

EUT Y_2TX
Setting 21
04-E-K-5

Type	Freq	Level	Limit	Margin	Raw	Dist	Condition	Azimuth	Height	Comment	AF	CL	PA
	(Hz)	(dBuV/m)	(dBuV/m)	(dB)	(dBuV)	(m)		(°)	(m)		(dB)	(dB)	(dB)
PK	21.07199G	50.28	83.54	-33.26	44.82	1	Horizontal	316	1.54	-	38.27	16.06	48.87
AV	21.07765G	36.56	63.54	-26.98	31.14	1	Horizontal	316	1.54	-	38.23	16.06	48.87

5.925-6.425GHz_802.11be EHT160-BF_Nss1,(MCS0)_2TX

6025MHz_TX

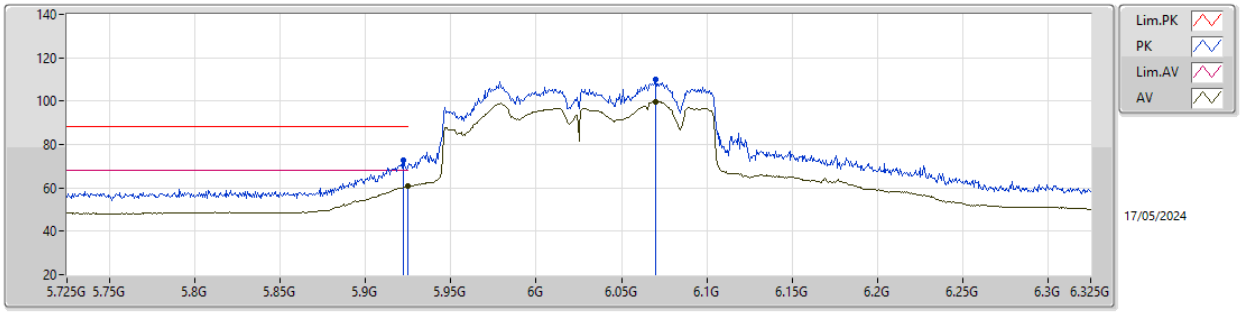

EUT Y_2TX
Setting 22
04-E-J-8-10

Type	Freq	Level	Limit	Margin	Raw	Dist	Condition	Azimuth	Height	Comment	AF	CL	PA
	(Hz)	(dBuV/m)	(dBuV/m)	(dB)	(dBuV)	(m)		(°)	(m)		(dB)	(dB)	(dB)
PK	5.9224G	72.89	88.20	-15.31	65.26	3	Vertical	61	2.12	-	34.83	6.31	33.51
RMS	5.9248G	60.73	68.20	-7.47	53.08	3	Vertical	61	2.12	-	34.85	6.31	33.51
PK	6.07G	109.82	Inf	-Inf	101.85	3	Vertical	61	2.12	-	35.04	6.46	33.53
RMS	6.07G	99.72	Inf	-Inf	91.75	3	Vertical	61	2.12	-	35.04	6.46	33.53

5.925-6.425GHz_802.11be EHT160-BF_Nss1,(MCS0)_2TX

6025MHz_TX

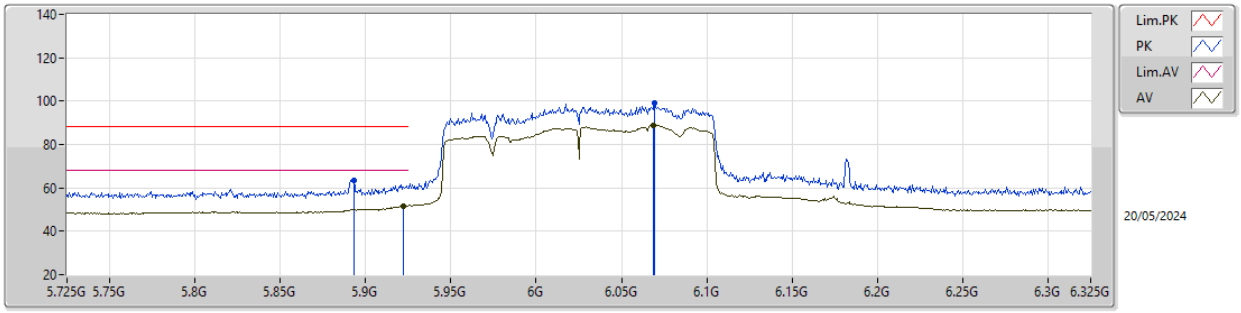

EUT Y_2TX
Setting 22
04-E-J-8-10

Type	Freq	Level	Limit	Margin	Raw	Dist	Condition	Azimuth	Height	Comment	AF	CL	PA
	(Hz)	(dBuV/m)	(dBuV/m)	(dB)	(dBuV)	(m)		(°)	(m)		(dB)	(dB)	(dB)
PK	5.893G	63.53	88.20	-24.67	56.09	3	Horizontal	58	1.31	-	34.66	6.28	33.50
RMS	5.9224G	51.73	68.20	-16.47	44.10	3	Horizontal	58	1.31	-	34.83	6.31	33.51
PK	6.0694G	99.17	Inf	-Inf	91.20	3	Horizontal	58	1.31	-	35.04	6.46	33.53
RMS	6.0688G	88.99	Inf	-Inf	81.02	3	Horizontal	58	1.31	-	35.04	6.46	33.53

5.925-6.425GHz_802.11be EHT160-BF_Nss1,(MCS0)_2TX

6025MHz_TX

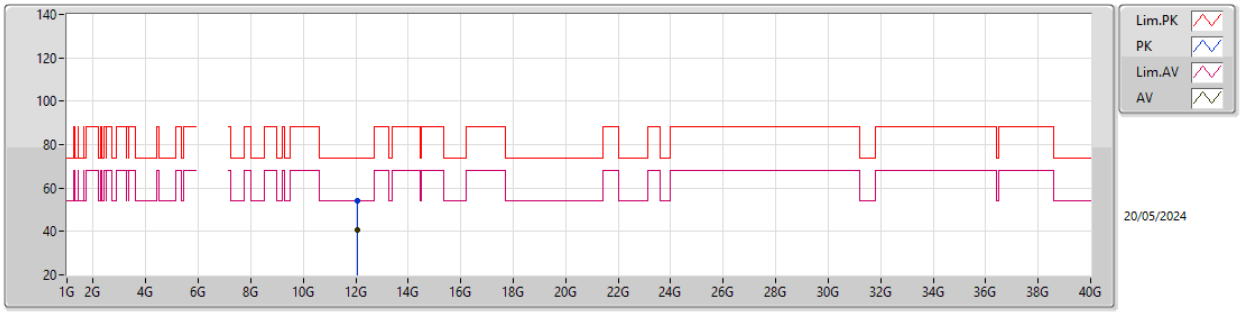

EUT Y_2TX
Setting 22
04-E-J-8

Type	Freq	Level	Limit	Margin	Raw	Dist	Condition	Azimuth	Height	Comment	AF	CL	PA
	(Hz)	(dBuV/m)	(dBuV/m)	(dB)	(dBuV)	(m)		(°)	(m)		(dB)	(dB)	(dB)
PK	12.04939G	53.93	74.00	-20.07	40.22	3	Vertical	46	1.98	-	38.50	9.75	34.54
AV	12.04641G	40.64	54.00	-13.36	26.92	3	Vertical	46	1.98	-	38.51	9.75	34.54

5.925-6.425GHz_802.11be EHT160-BF_Nss1,(MCS0)_2TX

6025MHz_TX

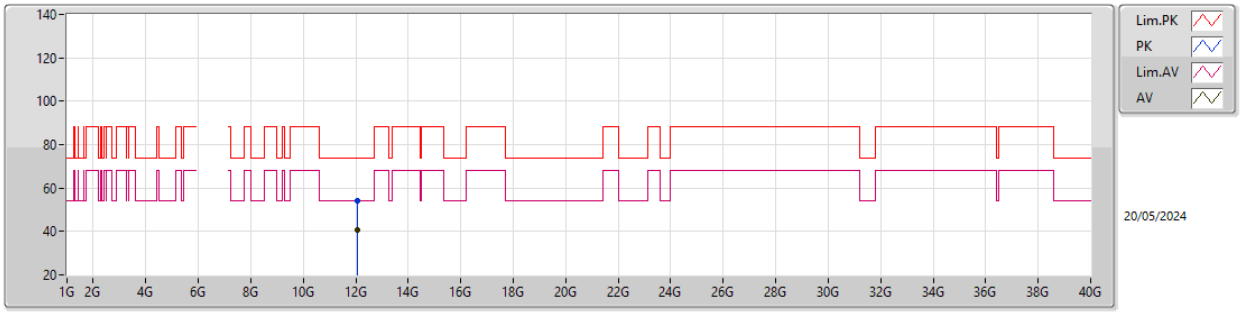

EUT Y_2TX
Setting 22
04-E-J-8

Type	Freq	Level	Limit	Margin	Raw	Dist	Condition	Azimuth	Height	Comment	AF	CL	PA
	(Hz)	(dBuV/m)	(dBuV/m)	(dB)	(dBuV)	(m)		(°)	(m)		(dB)	(dB)	(dB)
PK	12.04577G	54.11	74.00	-19.89	40.39	3	Horizontal	36	1.52	-	38.51	9.75	34.54
AV	12.04634G	40.60	54.00	-13.40	26.88	3	Horizontal	36	1.52	-	38.51	9.75	34.54

5.925-6.425GHz_802.11be EHT160-BF_Nss1,(MCS0)_2TX

6025MHz_TX

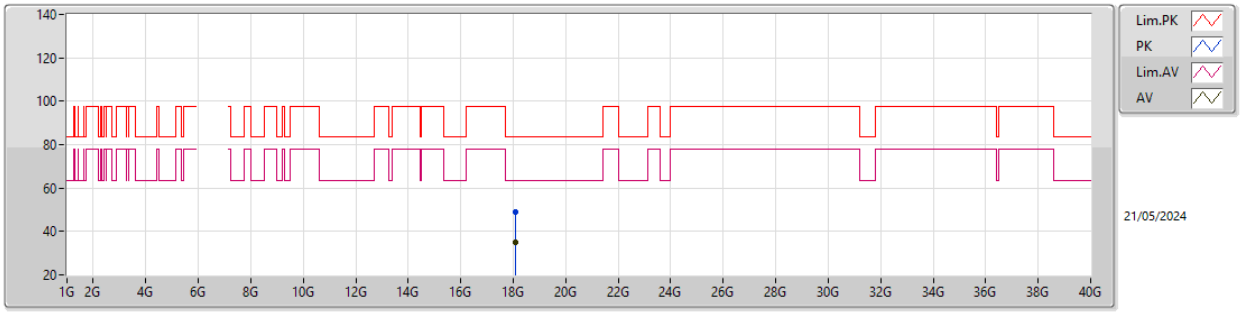

EUT Y_2TX
Setting 22
04-E-K-5

Type	Freq	Level	Limit	Margin	Raw	Dist	Condition	Azimuth	Height	Comment	AF	CL	PA
	(Hz)	(dBuV/m)	(dBuV/m)	(dB)	(dBuV)	(m)		(°)	(m)		(dB)	(dB)	(dB)
PK	18.07241G	48.97	83.54	-34.57	45.65	1	Vertical	170	1.57	-	37.49	15.30	49.47
AV	18.07726G	35.19	63.54	-28.35	31.86	1	Vertical	170	1.57	-	37.51	15.30	49.48

5.925-6.425GHz_802.11be EHT160-BF_Nss1,(MCS0)_2TX

6025MHz_TX

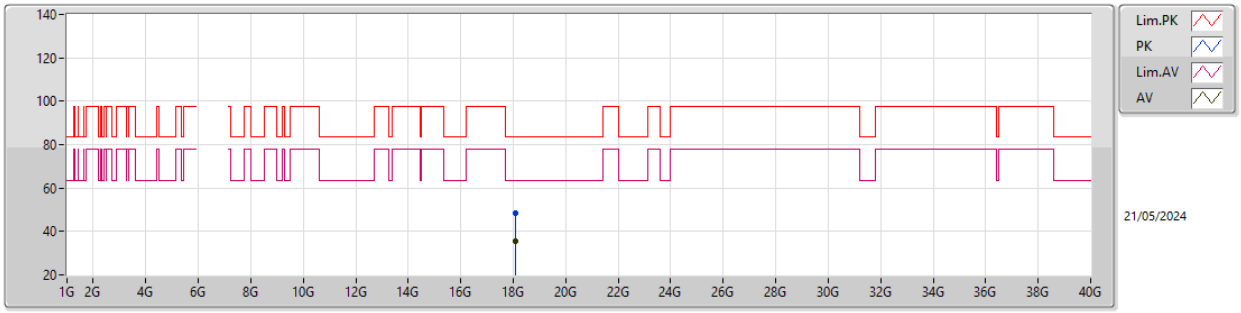

EUT Y_2TX
Setting 22
04-E-K-5

Type	Freq	Level	Limit	Margin	Raw	Dist	Condition	Azimuth	Height	Comment	AF	CL	PA
	(Hz)	(dBuV/m)	(dBuV/m)	(dB)	(dBuV)	(m)		(°)	(m)		(dB)	(dB)	(dB)
PK	18.07218G	48.25	83.54	-35.29	44.93	1	Horizontal	243	1.56	-	37.49	15.30	49.47
AV	18.07195G	35.29	63.54	-28.25	31.97	1	Horizontal	243	1.56	-	37.49	15.30	49.47

5.925-6.425GHz_802.11be EHT160-BF_Nss1,(MCS0)_2TX

6185MHz_TX

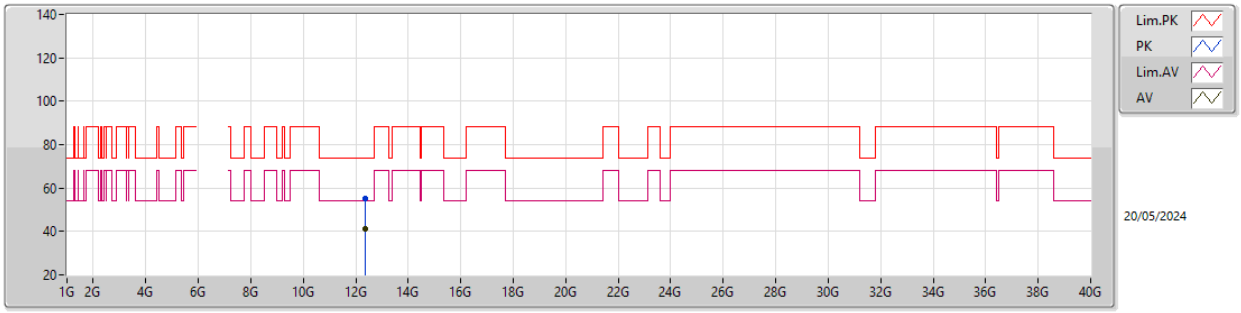

EUT Y_2TX
Setting 23
04-E-J-8

Type	Freq	Level	Limit	Margin	Raw	Dist	Condition	Azimuth	Height	Comment	AF	CL	PA
	(Hz)	(dBuV/m)	(dBuV/m)	(dB)	(dBuV)	(m)		(°)	(m)		(dB)	(dB)	(dB)
PK	12.37313G	55.37	74.00	-18.63	41.58	3	Vertical	334	1.68	-	38.45	9.87	34.53
AV	12.36613G	41.41	54.00	-12.59	27.64	3	Vertical	334	1.68	-	38.43	9.87	34.53

5.925-6.425GHz_802.11be EHT160-BF_Nss1,(MCS0)_2TX

6185MHz_TX

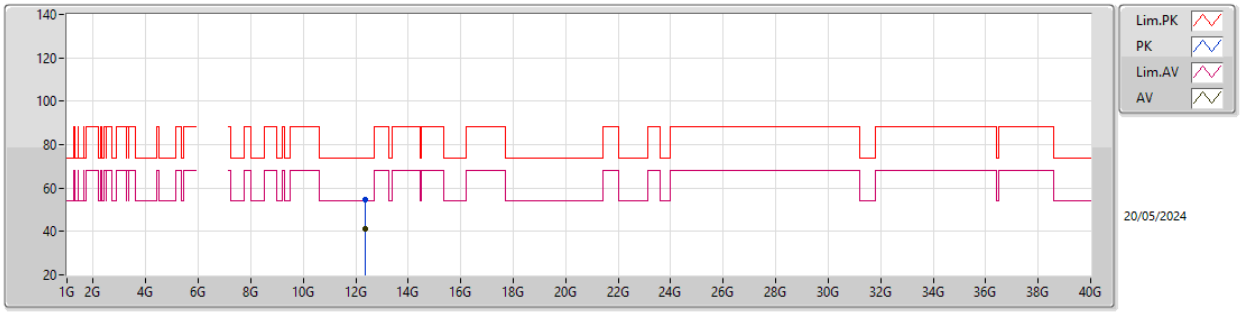

EUT Y_2TX
Setting 23
04-E-J-8

Type	Freq	Level	Limit	Margin	Raw	Dist	Condition	Azimuth	Height	Comment	AF	CL	PA
	(Hz)	(dBuV/m)	(dBuV/m)	(dB)	(dBuV)	(m)		(°)	(m)		(dB)	(dB)	(dB)
PK	12.37283G	54.70	74.00	-19.30	40.91	3	Horizontal	249	1.74	-	38.45	9.87	34.53
AV	12.37338G	41.40	54.00	-12.60	27.61	3	Horizontal	249	1.74	-	38.45	9.87	34.53

5.925-6.425GHz_802.11be EHT160-BF_Nss1,(MCS0)_2TX

6185MHz_TX

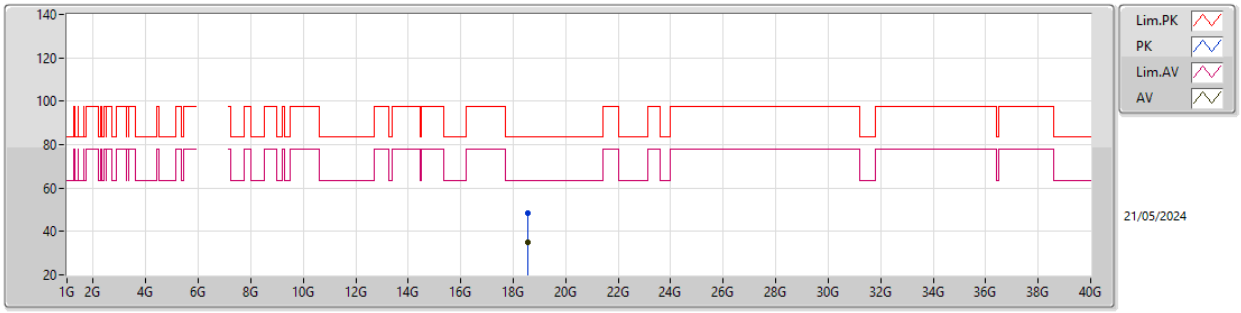

EUT Y_2TX
Setting 23
04-E-K-5

Type	Freq	Level	Limit	Margin	Raw	Dist	Condition	Azimuth	Height	Comment	AF	CL	PA
	(Hz)	(dBuV/m)	(dBuV/m)	(dB)	(dBuV)	(m)		(°)	(m)		(dB)	(dB)	(dB)
PK	18.55672G	48.67	83.54	-34.87	45.34	1	Vertical	279	1.53	-	37.70	15.27	49.64
AV	18.55573G	34.97	63.54	-28.57	31.64	1	Vertical	279	1.53	-	37.70	15.27	49.64

5.925-6.425GHz_802.11be EHT160-BF_Nss1,(MCS0)_2TX

6185MHz_TX

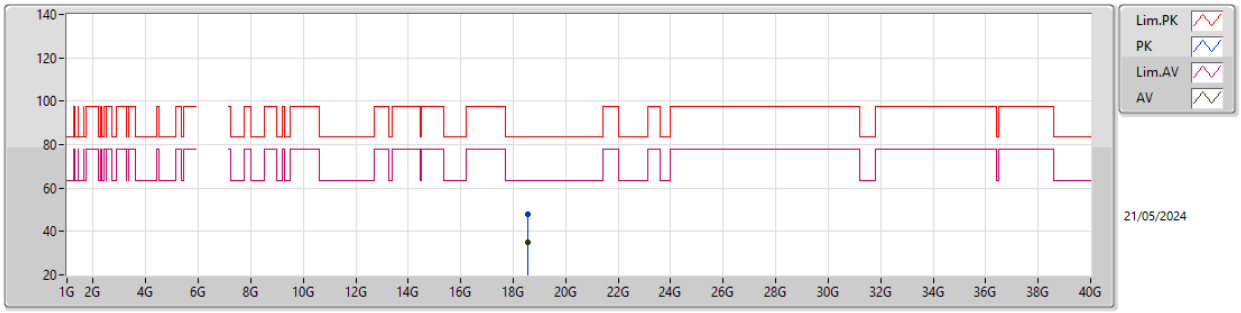

EUT Y_2TX
Setting 23
04-E-K-5

Type	Freq	Level	Limit	Margin	Raw	Dist	Condition	Azimuth	Height	Comment	AF	CL	PA
	(Hz)	(dBuV/m)	(dBuV/m)	(dB)	(dBuV)	(m)		(°)	(m)		(dB)	(dB)	(dB)
PK	18.55707G	47.84	83.54	-35.70	44.51	1	Horizontal	341	1.52	-	37.70	15.27	49.64
AV	18.55886G	35.04	63.54	-28.50	31.71	1	Horizontal	341	1.52	-	37.70	15.27	49.64

5.925-6.425GHz_802.11be EHT160-BF_Nss1,(MCS0)_2TX

6345MHz_TX

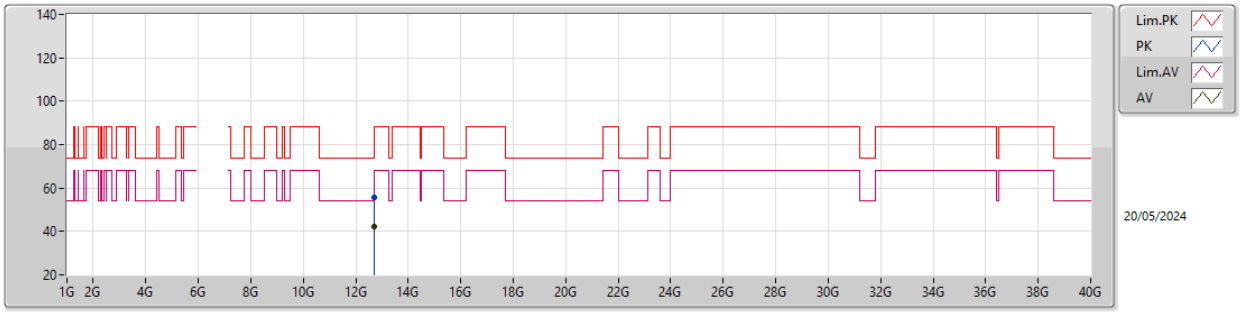

EUT Y_2TX
Setting 24
04-E-J-8

Type	Freq	Level	Limit	Margin	Raw	Dist	Condition	Azimuth	Height	Comment	AF	CL	PA
	(Hz)	(dBuV/m)	(dBuV/m)	(dB)	(dBuV)	(m)		(°)	(m)		(dB)	(dB)	(dB)
PK	12.69416G	55.68	74.00	-18.32	41.41	3	Vertical	5	1.70	-	38.79	10.00	34.52
AV	12.69053G	42.22	54.00	-11.78	27.96	3	Vertical	5	1.70	-	38.78	10.00	34.52

5.925-6.425GHz_802.11be EHT160-BF_Nss1,(MCS0)_2TX

6345MHz_TX

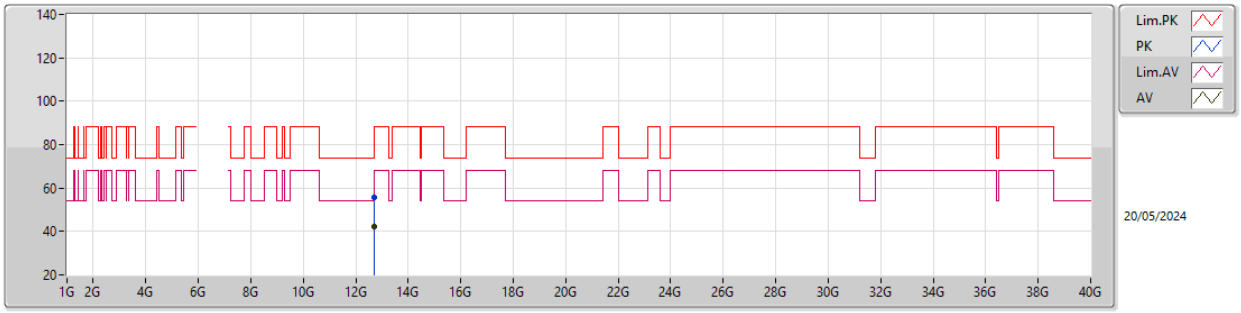

EUT Y_2TX
Setting 24
04-E-J-8

Type	Freq	Level	Limit	Margin	Raw	Dist	Condition	Azimuth	Height	Comment	AF	CL	PA
	(Hz)	(dBuV/m)	(dBuV/m)	(dB)	(dBuV)	(m)		(°)	(m)		(dB)	(dB)	(dB)
PK	12.69117G	55.65	74.00	-18.35	41.39	3	Horizontal	303	2.54	-	38.78	10.00	34.52
AV	12.6903G	42.19	54.00	-11.81	27.93	3	Horizontal	303	2.54	-	38.78	10.00	34.52

5.925-6.425GHz_802.11be EHT160-BF_Nss1,(MCS0)_2TX

6345MHz_TX

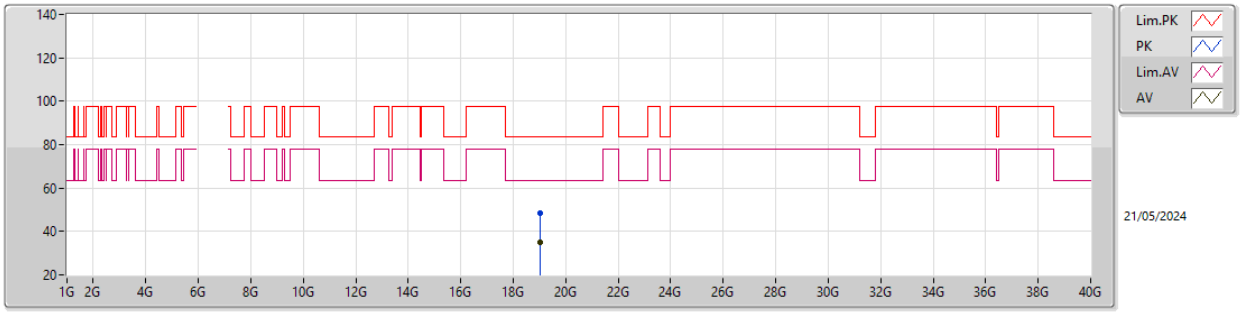

EUT Y_2TX
Setting 24
04-E-K-5

Type	Freq	Level	Limit	Margin	Raw	Dist	Condition	Azimuth	Height	Comment	AF	CL	PA
	(Hz)	(dBuV/m)	(dBuV/m)	(dB)	(dBuV)	(m)		(°)	(m)		(dB)	(dB)	(dB)
PK	19.0315G	48.33	83.54	-35.21	44.54	1	Vertical	68	1.54	-	37.90	15.25	49.36
AV	19.03837G	35.04	63.54	-28.50	31.26	1	Vertical	68	1.54	-	37.90	15.25	49.37

5.925-6.425GHz_802.11be EHT160-BF_Nss1,(MCS0)_2TX

6345MHz_TX

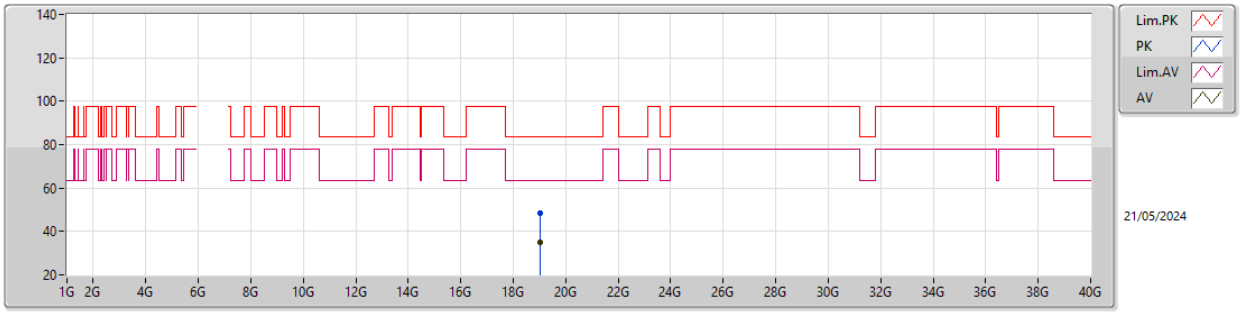

EUT Y_2TX
Setting 24
04-E-K-5

Type	Freq	Level	Limit	Margin	Raw	Dist	Condition	Azimuth	Height	Comment	AF	CL	PA
	(Hz)	(dBuV/m)	(dBuV/m)	(dB)	(dBuV)	(m)		(°)	(m)		(dB)	(dB)	(dB)
PK	19.03707G	48.45	83.54	-35.09	44.67	1	Horizontal	125	1.51	-	37.90	15.25	49.37
AV	19.03943G	35.08	63.54	-28.46	31.30	1	Horizontal	125	1.51	-	37.90	15.25	49.37

6.425-6.525GHz_802.11be EHT160-BF_Nss1,(MCS0)_2TX

6505MHz_TX

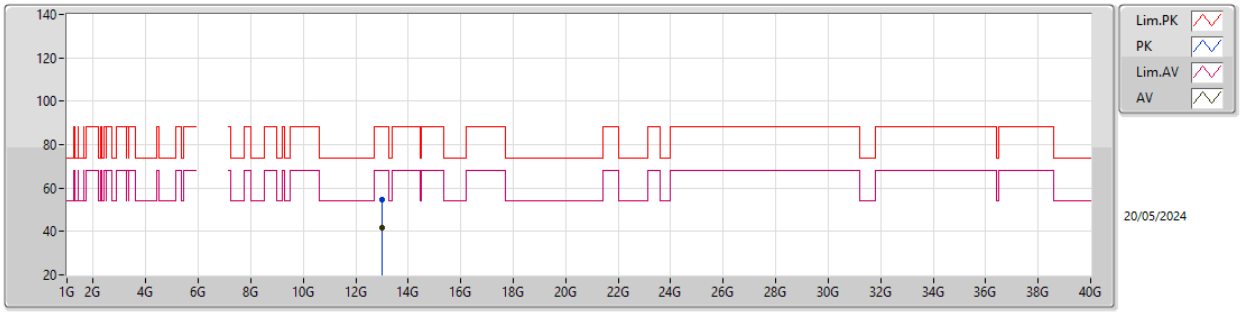

EUT Y_2TX
Setting 24
04-E-J-8

Type	Freq	Level	Limit	Margin	Raw	Dist	Condition	Azimuth	Height	Comment	AF	CL	PA
	(Hz)	(dBuV/m)	(dBuV/m)	(dB)	(dBuV)	(m)		(°)	(m)		(dB)	(dB)	(dB)
PK	13.00055G	54.74	88.20	-33.46	39.73	3	Vertical	4	1.73	-	39.40	10.12	34.51
RMS	12.98915G	41.71	68.20	-26.49	26.73	3	Vertical	4	1.73	-	39.38	10.11	34.51

6.425-6.525GHz_802.11be EHT160-BF_Nss1,(MCS0)_2TX

6505MHz_TX

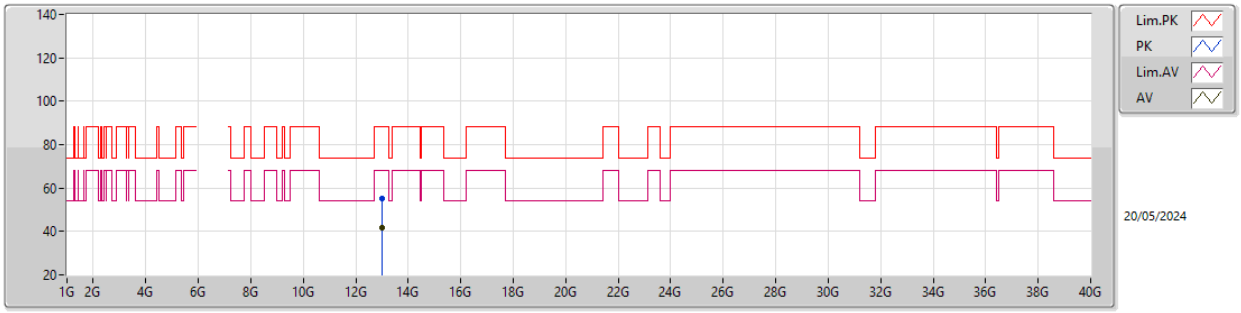

EUT Y_2TX
Setting 24
04-E-J-8

Type	Freq	Level	Limit	Margin	Raw	Dist	Condition	Azimuth	Height	Comment	AF	CL	PA
	(Hz)	(dBuV/m)	(dBuV/m)	(dB)	(dBuV)	(m)		(°)	(m)		(dB)	(dB)	(dB)
PK	13.00045G	55.01	88.20	-33.19	40.00	3	Horizontal	358	2.98	-	39.40	10.12	34.51
RMS	12.9906G	41.76	68.20	-26.44	26.78	3	Horizontal	358	2.98	-	39.38	10.11	34.51

6.425-6.525GHz_802.11be EHT160-BF_Nss1,(MCS0)_2TX

6505MHz_TX

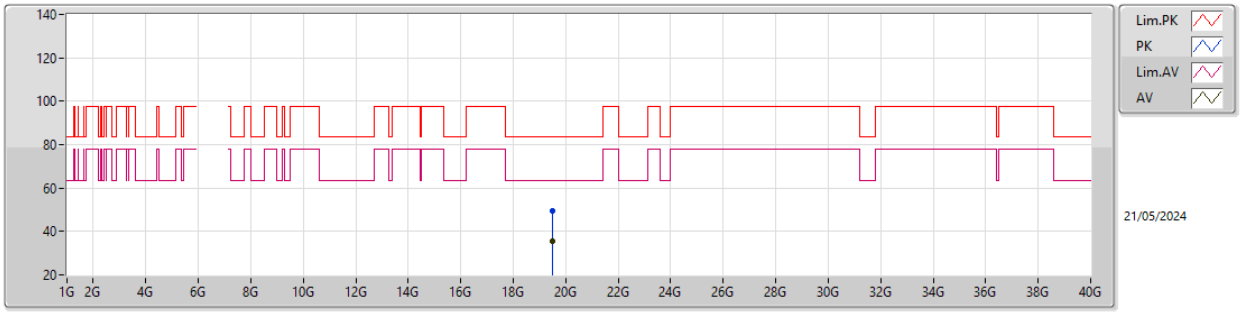

EUT Y_2TX
Setting 24
04-E-K-5

Type	Freq	Level	Limit	Margin	Raw	Dist	Condition	Azimuth	Height	Comment	AF	CL	PA
	(Hz)	(dBuV/m)	(dBuV/m)	(dB)	(dBuV)	(m)		(°)	(m)		(dB)	(dB)	(dB)
PK	19.51638G	49.54	83.54	-34.00	45.96	1	Vertical	220	1.50	-	38.03	15.22	49.67
AV	19.51497G	35.53	63.54	-28.01	31.95	1	Vertical	220	1.50	-	38.03	15.22	49.67

6.425-6.525GHz_802.11be EHT160-BF_Nss1,(MCS0)_2TX

6505MHz_TX

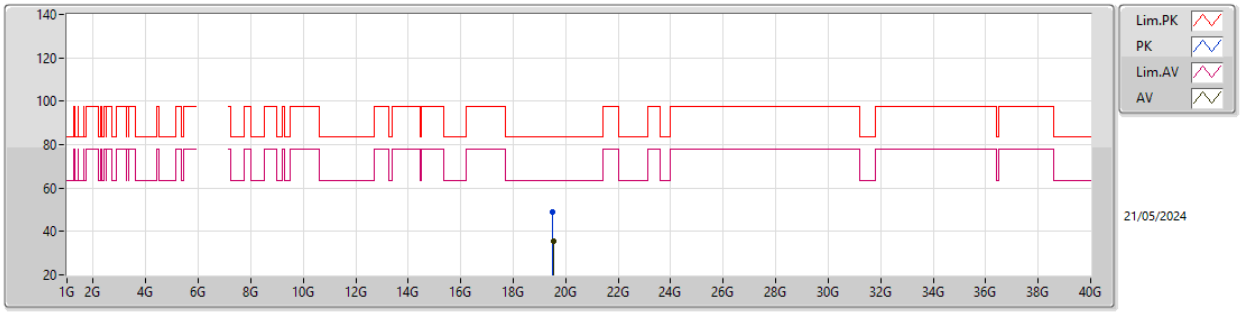

EUT Y_2TX
Setting 24
04-E-K-5

Type	Freq	Level	Limit	Margin	Raw	Dist	Condition	Azimuth	Height	Comment	AF	CL	PA
	(Hz)	(dBuV/m)	(dBuV/m)	(dB)	(dBuV)	(m)		(°)	(m)		(dB)	(dB)	(dB)
PK	19.51637G	49.07	83.54	-34.47	45.49	1	Horizontal	270	1.52	-	38.03	15.22	49.67
AV	19.51917G	35.53	63.54	-28.01	31.93	1	Horizontal	270	1.52	-	38.04	15.22	49.66

6.525-6.875GHz_802.11be EHT160-BF_Nss1,(MCS0)_2TX

6665MHz_TX

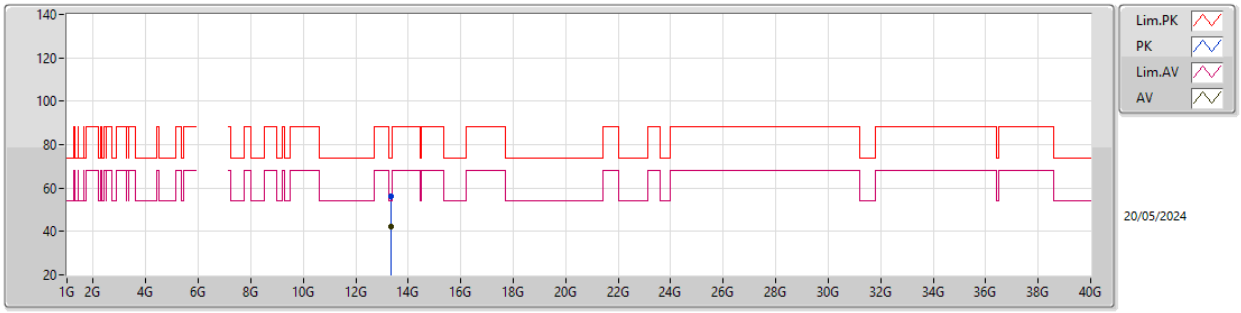

EUT Y_2TX
Setting 23
04-E-J-8

Type	Freq	Level	Limit	Margin	Raw	Dist	Condition	Azimuth	Height	Comment	AF	CL	PA
	(Hz)	(dBuV/m)	(dBuV/m)	(dB)	(dBuV)	(m)		(°)	(m)		(dB)	(dB)	(dB)
PK	13.33211G	56.32	74.00	-17.68	40.82	3	Vertical	79	2.28	-	39.96	10.24	34.70
AV	13.32628G	42.08	54.00	-11.92	26.59	3	Vertical	79	2.28	-	39.95	10.24	34.70

6.525-6.875GHz_802.11be EHT160-BF_Nss1,(MCS0)_2TX

6665MHz_TX

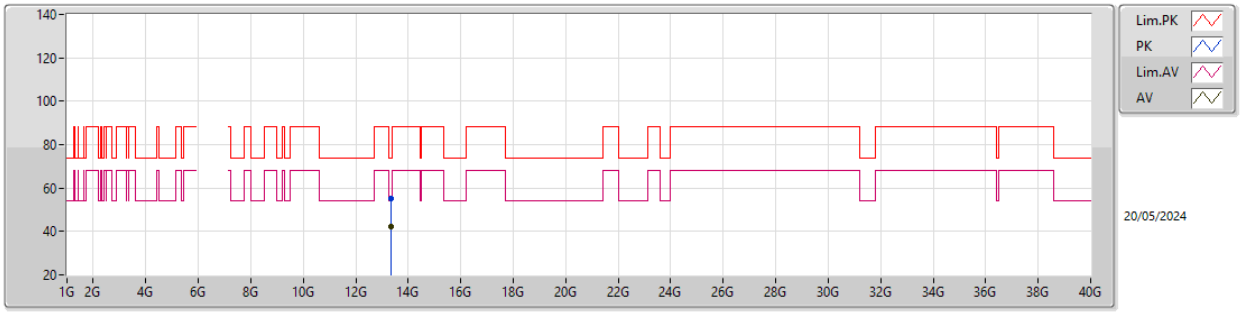

EUT Y_2TX
Setting 23
04-E-J-8

Type	Freq	Level	Limit	Margin	Raw	Dist	Condition	Azimuth	Height	Comment	AF	CL	PA
	(Hz)	(dBuV/m)	(dBuV/m)	(dB)	(dBuV)	(m)		(°)	(m)		(dB)	(dB)	(dB)
PK	13.33192G	55.24	74.00	-18.76	39.74	3	Horizontal	328	2.73	-	39.96	10.24	34.70
AV	13.32925G	42.12	54.00	-11.88	26.62	3	Horizontal	328	2.73	-	39.96	10.24	34.70

6.525-6.875GHz_802.11be EHT160-BF_Nss1,(MCS0)_2TX

6665MHz_TX

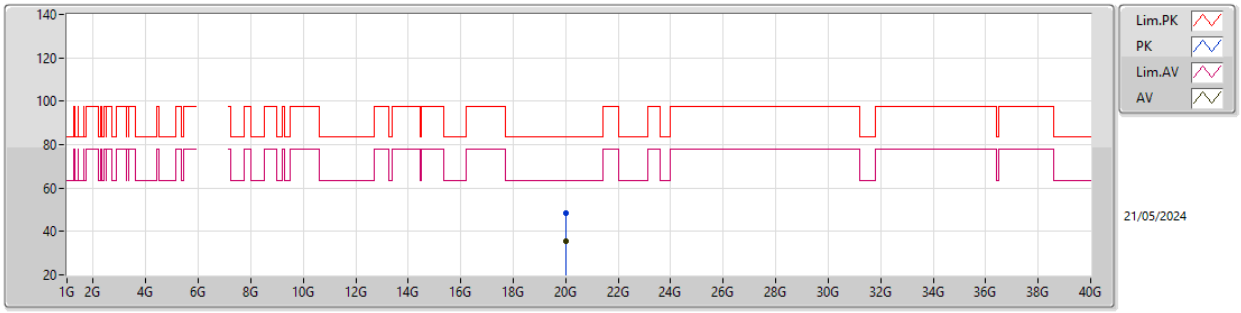

EUT Y_2TX
Setting 23
04-E-K-5

Type	Freq	Level	Limit	Margin	Raw	Dist	Condition	Azimuth	Height	Comment	AF	CL	PA
	(Hz)	(dBuV/m)	(dBuV/m)	(dB)	(dBuV)	(m)		(°)	(m)		(dB)	(dB)	(dB)
PK	19.99265G	48.51	83.54	-35.03	44.79	1	Vertical	351	1.53	-	37.80	15.20	49.28
AV	20G	35.32	63.54	-28.22	31.59	1	Vertical	351	1.53	-	37.80	15.20	49.27

6.525-6.875GHz_802.11be EHT160-BF_Nss1,(MCS0)_2TX

6665MHz_TX

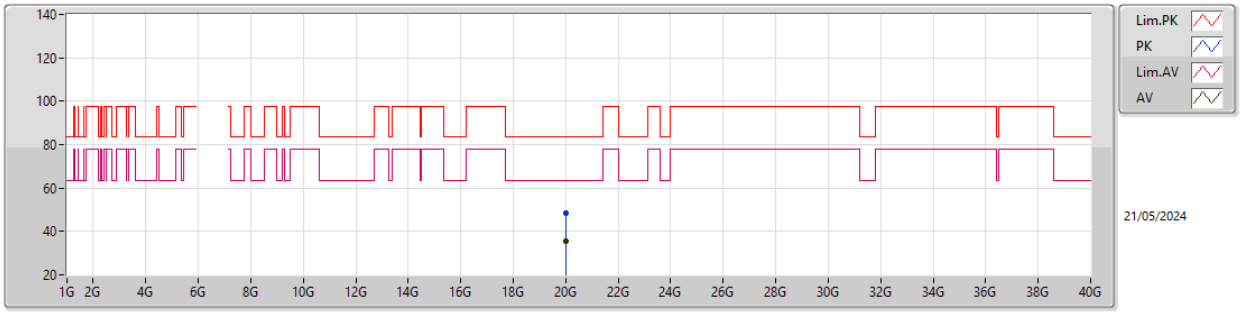

EUT Y_2TX
Setting 23
04-E-K-5

Type	Freq	Level	Limit	Margin	Raw	Dist	Condition	Azimuth	Height	Comment	AF	CL	PA
	(Hz)	(dBuV/m)	(dBuV/m)	(dB)	(dBuV)	(m)		(°)	(m)		(dB)	(dB)	(dB)
PK	19.99515G	48.62	83.54	-34.92	44.89	1	Horizontal	158	1.55	-	37.80	15.20	49.27
AV	19.99877G	35.34	63.54	-28.20	31.61	1	Horizontal	158	1.55	-	37.80	15.20	49.27

6.525-6.875GHz_802.11be EHT160-BF_Nss1,(MCS0)_2TX

6825MHz_TX

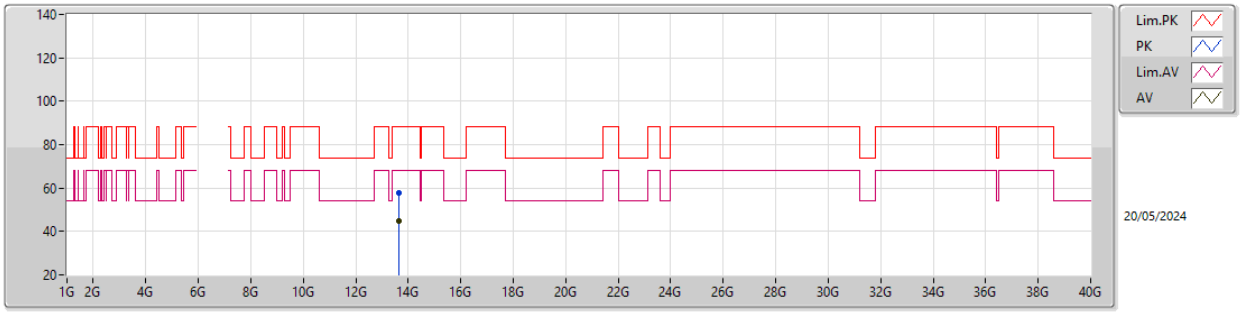

EUT Y_2TX
Setting 24
04-E-J-8

Type	Freq	Level	Limit	Margin	Raw	Dist	Condition	Azimuth	Height	Comment	AF	CL	PA
	(Hz)	(dBuV/m)	(dBuV/m)	(dB)	(dBuV)	(m)		(°)	(m)		(dB)	(dB)	(dB)
PK	13.65327G	57.96	88.20	-30.24	42.33	3	Vertical	214	1.81	-	40.20	10.37	34.94
RMS	13.65407G	44.86	68.20	-23.34	29.23	3	Vertical	214	1.81	-	40.20	10.37	34.94

6.525-6.875GHz_802.11be EHT160-BF_Nss1,(MCS0)_2TX

6825MHz_TX

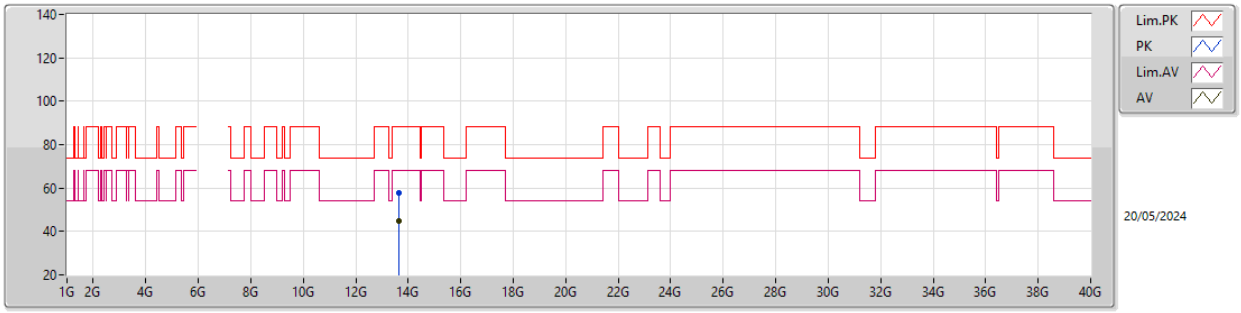

EUT Y_2TX
Setting 24
04-E-J-8

Type	Freq	Level	Limit	Margin	Raw	Dist	Condition	Azimuth	Height	Comment	AF	CL	PA
	(Hz)	(dBuV/m)	(dBuV/m)	(dB)	(dBuV)	(m)		(°)	(m)		(dB)	(dB)	(dB)
PK	13.64651G	57.96	88.20	-30.24	42.33	3	Horizontal	93	1.42	-	40.20	10.36	34.93
RMS	13.65096G	44.76	68.20	-23.44	29.13	3	Horizontal	93	1.42	-	40.20	10.37	34.94

6.525-6.875GHz_802.11be EHT160-BF_Nss1,(MCS0)_2TX

6825MHz_TX

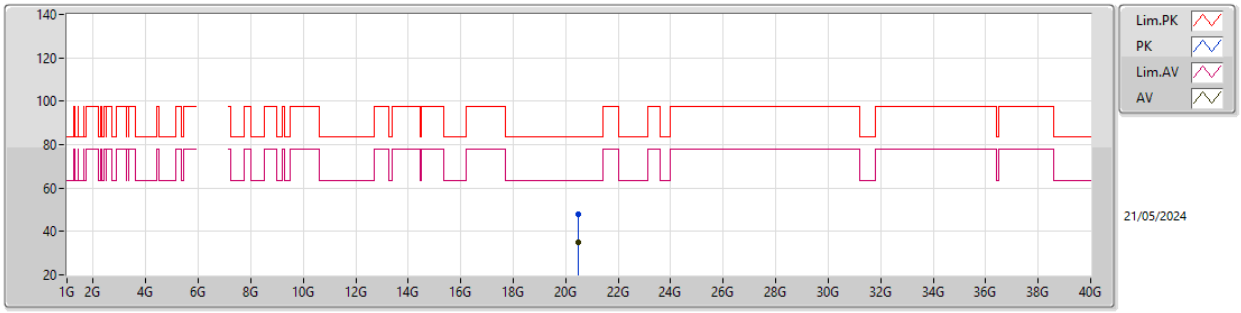

EUT Y_2TX
Setting 24
04-E-K-5

Type	Freq	Level	Limit	Margin	Raw	Dist	Condition	Azimuth	Height	Comment	AF	CL	PA
	(Hz)	(dBuV/m)	(dBuV/m)	(dB)	(dBuV)	(m)		(°)	(m)		(dB)	(dB)	(dB)
PK	20.47227G	47.93	83.54	-35.61	43.68	1	Vertical	138	1.50	-	37.82	15.58	49.15
AV	20.4716G	34.97	63.54	-28.57	30.71	1	Vertical	138	1.50	-	37.83	15.58	49.15

6.525-6.875GHz_802.11be EHT160-BF_Nss1,(MCS0)_2TX

6825MHz_TX

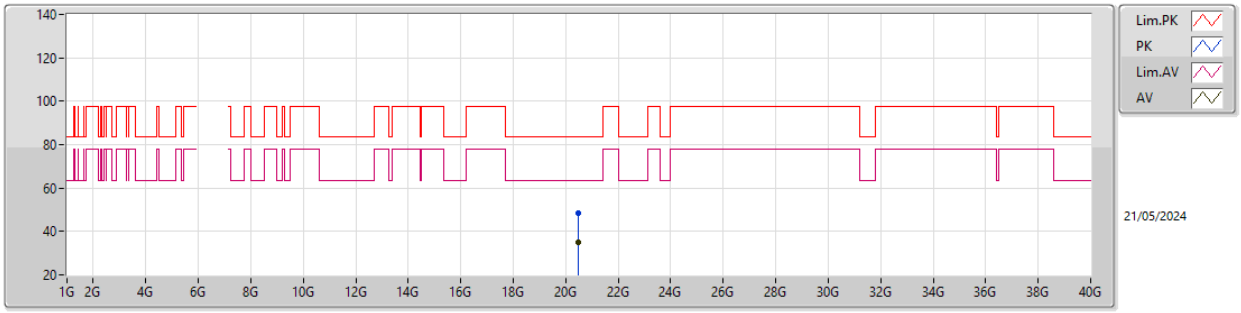

EUT Y_2TX
Setting 24
04-E-K-5

Type	Freq	Level	Limit	Margin	Raw	Dist	Condition	Azimuth	Height	Comment	AF	CL	PA
	(Hz)	(dBuV/m)	(dBuV/m)	(dB)	(dBuV)	(m)		(°)	(m)		(dB)	(dB)	(dB)
PK	20.47003G	48.53	83.54	-35.01	44.26	1	Horizontal	272	1.56	-	37.84	15.58	49.15
AV	20.47306G	34.96	63.54	-28.58	30.71	1	Horizontal	272	1.56	-	37.82	15.58	49.15

6.875-7.125GHz_802.11be EHT160-BF_Nss1,(MCS0)_2TX

6985MHz_TX

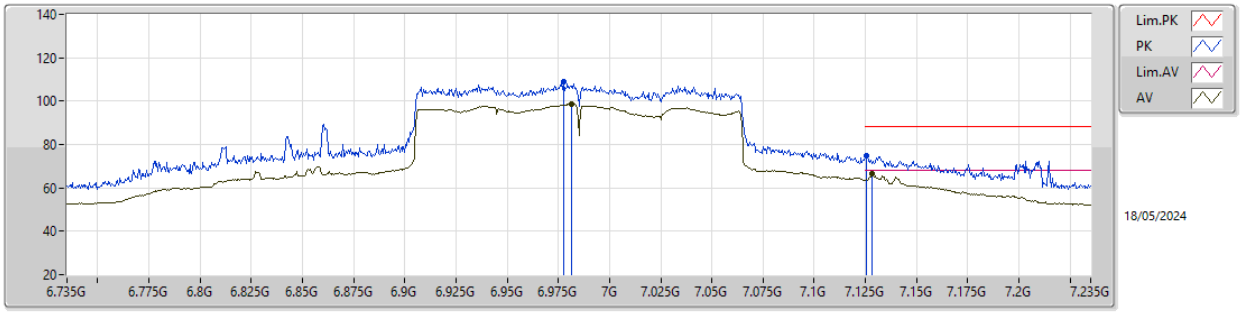

EUT Y_2TX
Setting 23
04-E-K-5-10

Type	Freq	Level	Limit	Margin	Raw	Dist	Condition	Azimuth	Height	Comment	AF	CL	PA
	(Hz)	(dBuV/m)	(dBuV/m)	(dB)	(dBuV)	(m)		(°)	(m)		(dB)	(dB)	(dB)
PK	6.9775G	108.74	Inf	-Inf	99.31	3	Vertical	329	1.66	-	36.40	6.98	33.95
RMS	6.9815G	98.57	Inf	-Inf	89.13	3	Vertical	329	1.66	-	36.40	6.99	33.95
PK	7.1255G	74.63	88.20	-13.57	65.11	3	Vertical	329	1.66	-	36.50	7.04	34.02
RMS	7.128G	66.41	68.20	-1.79	56.88	3	Vertical	329	1.66	-	36.51	7.04	34.02

6.875-7.125GHz_802.11be EHT160-BF_Nss1,(MCS0)_2TX

6985MHz_TX

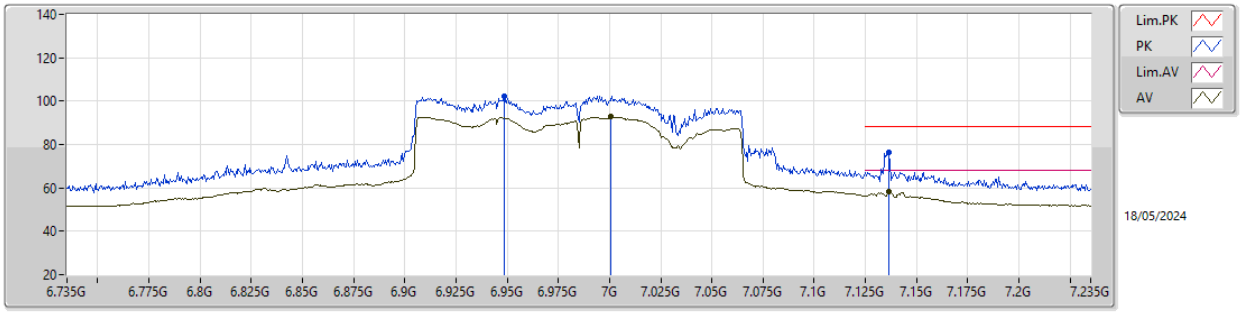

EUT Y_2TX
Setting 23
04-E-K-5-10

Type	Freq	Level	Limit	Margin	Raw	Dist	Condition	Azimuth	Height	Comment	AF	CL	PA
	(Hz)	(dBuV/m)	(dBuV/m)	(dB)	(dBuV)	(m)		(°)	(m)		(dB)	(dB)	(dB)
PK	6.9485G	102.27	Inf	-Inf	92.84	3	Horizontal	322	2.34	-	36.39	6.96	33.92
RMS	7.0005G	92.71	Inf	-Inf	83.28	3	Horizontal	322	2.34	-	36.40	7.00	33.97
PK	7.1365G	76.42	88.20	-11.78	66.85	3	Horizontal	322	2.34	-	36.55	7.04	34.02
RMS	7.1365G	58.03	68.20	-10.17	48.46	3	Horizontal	322	2.34	-	36.55	7.04	34.02

6.875-7.125GHz_802.11be EHT160-BF_Nss1,(MCS0)_2TX

6985MHz_TX

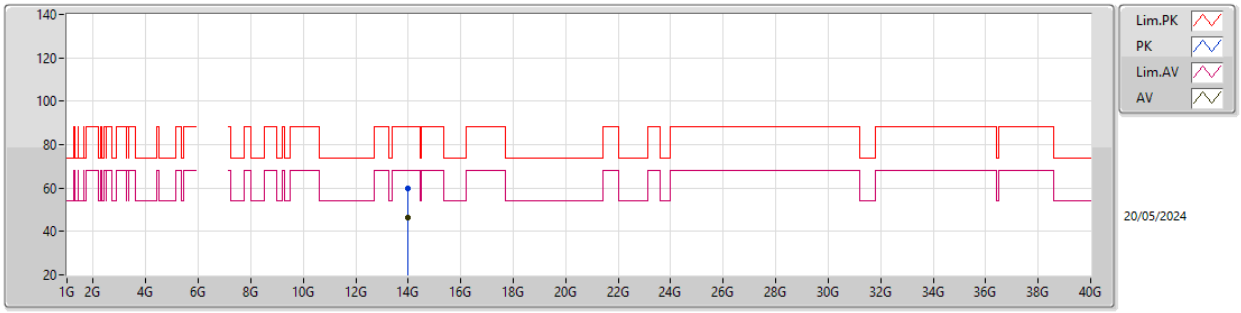

EUT Y_2TX
Setting 23
04-E-J-8

Type	Freq	Level	Limit	Margin	Raw	Dist	Condition	Azimuth	Height	Comment	AF	CL	PA
	(Hz)	(dBuV/m)	(dBuV/m)	(dB)	(dBuV)	(m)		(°)	(m)		(dB)	(dB)	(dB)
PK	13.96915G	59.96	88.20	-28.24	43.99	3	Vertical	22	2.39	-	40.70	10.49	35.22
RMS	13.97037G	46.42	68.20	-21.78	30.45	3	Vertical	22	2.39	-	40.70	10.49	35.22

6.875-7.125GHz_802.11be EHT160-BF_Nss1,(MCS0)_2TX

6985MHz_TX

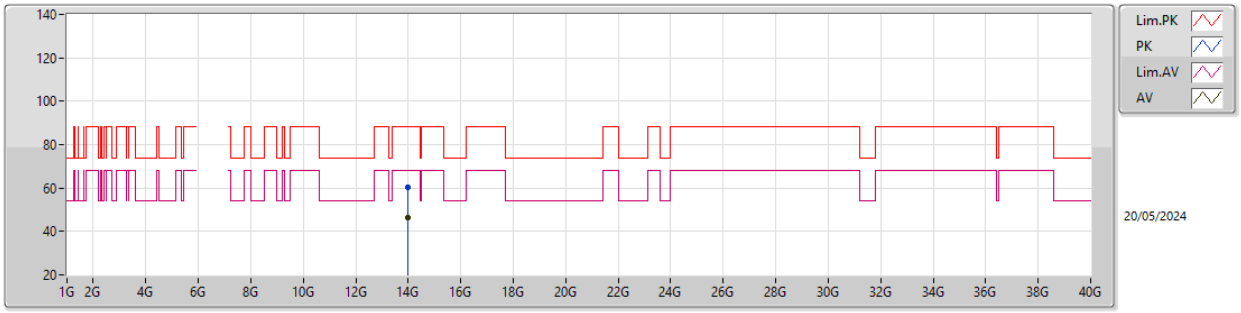

EUT Y_2TX
Setting 23
04-E-J-8

Type	Freq	Level	Limit	Margin	Raw	Dist	Condition	Azimuth	Height	Comment	AF	CL	PA
	(Hz)	(dBuV/m)	(dBuV/m)	(dB)	(dBuV)	(m)		(°)	(m)		(dB)	(dB)	(dB)
PK	13.9688G	60.52	88.20	-27.68	44.55	3	Horizontal	306	1.01	-	40.70	10.49	35.22
RMS	13.96694G	46.42	68.20	-21.78	30.45	3	Horizontal	306	1.01	-	40.70	10.49	35.22

6.875-7.125GHz_802.11be EHT160-BF_Nss1,(MCS0)_2TX

6985MHz_TX

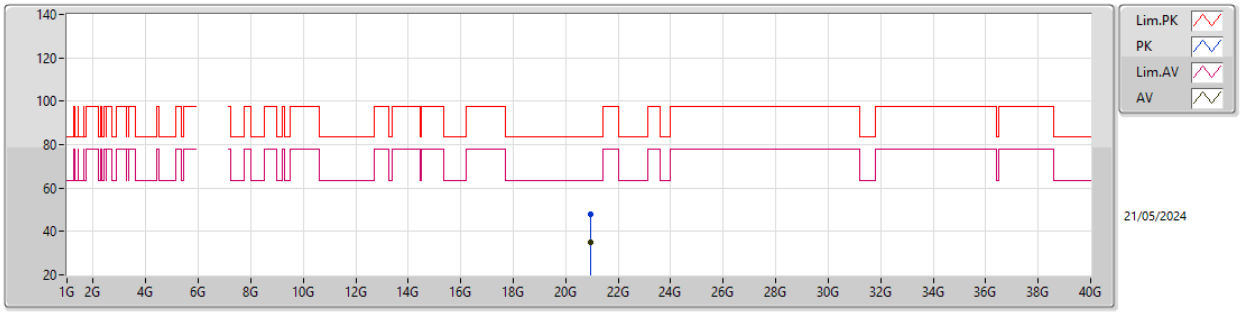

EUT Y_2TX
Setting 23
04-E-K-5

Type	Freq	Level	Limit	Margin	Raw	Dist	Condition	Azimuth	Height	Comment	AF	CL	PA
	(Hz)	(dBuV/m)	(dBuV/m)	(dB)	(dBuV)	(m)		(°)	(m)		(dB)	(dB)	(dB)
PK	20.95049G	48.11	83.54	-35.43	42.96	1	Vertical	202	1.58	-	38.10	15.96	48.91
AV	20.95011G	34.75	63.54	-28.79	29.60	1	Vertical	202	1.58	-	38.10	15.96	48.91

6.875-7.125GHz_802.11be EHT160-BF_Nss1,(MCS0)_2TX

6985MHz_TX

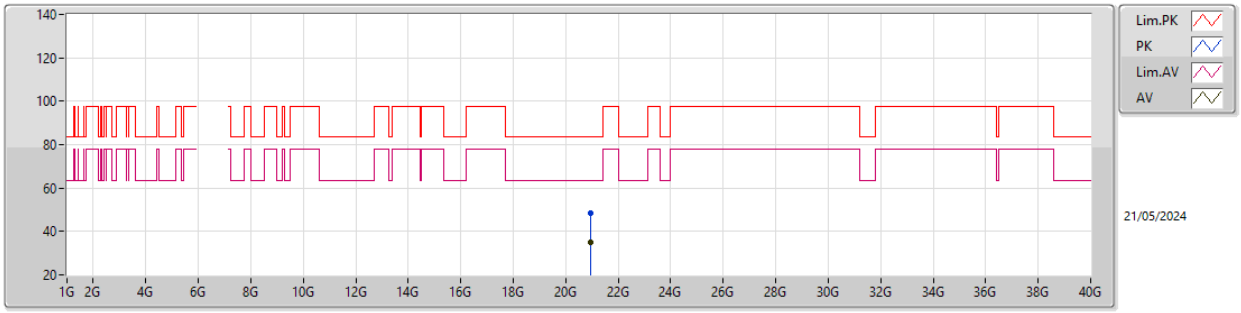

EUT Y_2TX
Setting 23
04-E-K-5

Type	Freq	Level	Limit	Margin	Raw	Dist	Condition	Azimuth	Height	Comment	AF	CL	PA
	(Hz)	(dBuV/m)	(dBuV/m)	(dB)	(dBuV)	(m)		(°)	(m)		(dB)	(dB)	(dB)
PK	20.95536G	48.25	83.54	-35.29	43.11	1	Horizontal	146	1.56	-	38.08	15.96	48.90
AV	20.95018G	34.80	63.54	-28.74	29.65	1	Horizontal	146	1.56	-	38.10	15.96	48.91

5.925-6.425GHz_802.11be EHT320-BF_Nss1,(MCS0)_2TX

6105MHz_TX

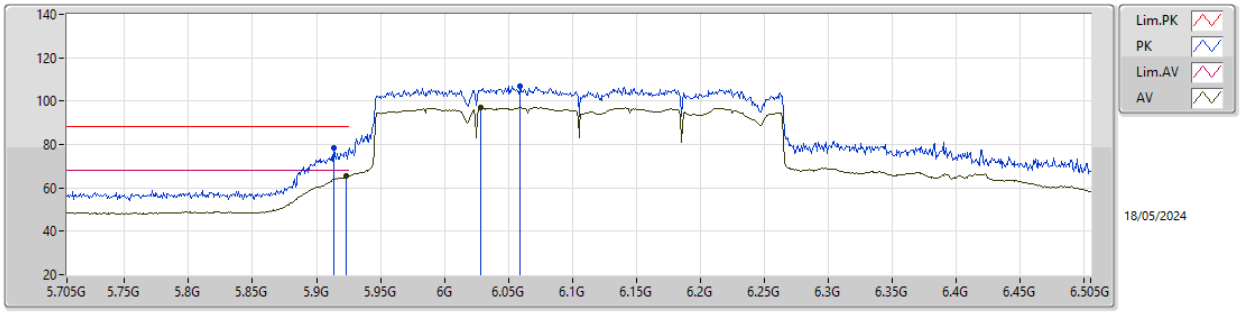

EUT Y_2TX
Setting 23
04-E-K-5-10

Type	Freq	Level	Limit	Margin	Raw	Dist	Condition	Azimuth	Height	Comment	AF	CL	PA
	(Hz)	(dBuV/m)	(dBuV/m)	(dB)	(dBuV)	(m)		(°)	(m)		(dB)	(dB)	(dB)
PK	5.9138G	78.25	88.20	-9.95	70.68	3	Vertical	70	1.47	-	34.78	6.30	33.51
RMS	5.9234G	65.40	68.20	-2.80	57.76	3	Vertical	70	1.47	-	34.84	6.31	33.51
PK	6.0594G	106.88	Inf	-Inf	98.94	3	Vertical	70	1.47	-	35.02	6.45	33.53
RMS	6.0282G	96.93	Inf	-Inf	89.05	3	Vertical	70	1.47	-	35.00	6.41	33.53

5.925-6.425GHz_802.11be EHT320-BF_Nss1,(MCS0)_2TX

6105MHz_TX

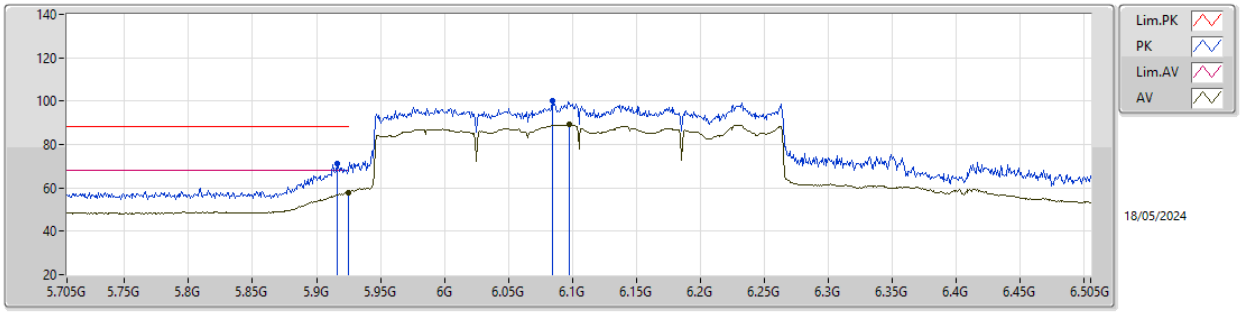

EUT Y_2TX
Setting 23
04-E-K-5-10

Type	Freq	Level	Limit	Margin	Raw	Dist	Condition	Azimuth	Height	Comment	AF	CL	PA
	(Hz)	(dBuV/m)	(dBuV/m)	(dB)	(dBuV)	(m)		(°)	(m)		(dB)	(dB)	(dB)
PK	5.9162G	71.44	88.20	-16.76	63.85	3	Horizontal	295	2.28	-	34.80	6.30	33.51
RMS	5.925G	57.85	68.20	-10.35	50.20	3	Horizontal	295	2.28	-	34.85	6.31	33.51
PK	6.0842G	99.94	Inf	-Inf	91.92	3	Horizontal	295	2.28	-	35.07	6.48	33.53
RMS	6.0978G	89.14	Inf	-Inf	81.08	3	Horizontal	295	2.28	-	35.10	6.49	33.53

5.925-6.425GHz_802.11be EHT320-BF_Nss1,(MCS0)_2TX

6105MHz_TX

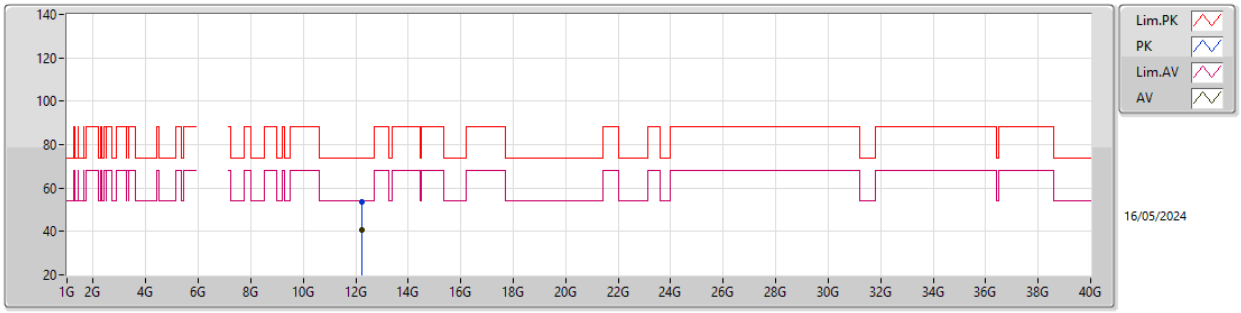

EUT Y_2TX
Setting 23
04-E-J-8

Type	Freq	Level	Limit	Margin	Raw	Dist	Condition	Azimuth	Height	Comment	AF	CL	PA
	(Hz)	(dBuV/m)	(dBuV/m)	(dB)	(dBuV)	(m)		(°)	(m)		(dB)	(dB)	(dB)
PK	12.23125G	53.55	74.00	-20.45	39.97	3	Vertical	21	1.80	-	38.30	9.82	34.54
AV	12.21815G	40.57	54.00	-13.43	27.00	3	Vertical	21	1.80	-	38.30	9.81	34.54

5.925-6.425GHz_802.11be EHT320-BF_Nss1,(MCS0)_2TX

6105MHz_TX

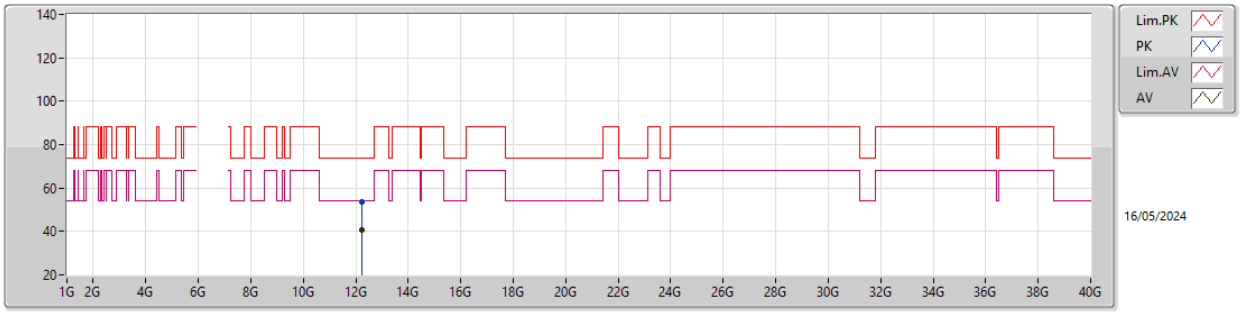

EUT Y_2TX
Setting 23
04-E-J-8

Type	Freq	Level	Limit	Margin	Raw	Dist	Condition	Azimuth	Height	Comment	AF	CL	PA
	(Hz)	(dBuV/m)	(dBuV/m)	(dB)	(dBuV)	(m)		(°)	(m)		(dB)	(dB)	(dB)
PK	12.2236G	53.66	74.00	-20.34	40.08	3	Horizontal	350	1.80	-	38.30	9.82	34.54
AV	12.21845G	40.62	54.00	-13.38	27.05	3	Horizontal	350	1.80	-	38.30	9.81	34.54

5.925-6.425GHz_802.11be EHT320-BF_Nss1,(MCS0)_2TX

6105MHz_TX

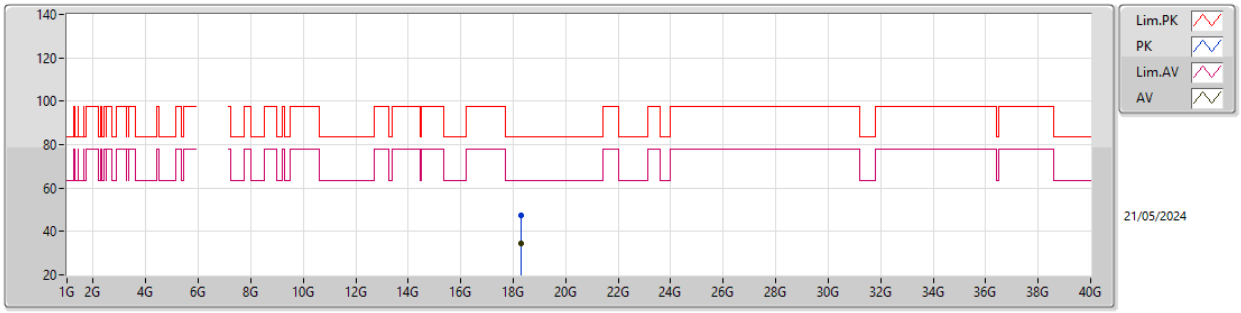

EUT Y_2TX
Setting 23
04-E-K-5

Type	Freq	Level	Limit	Margin	Raw	Dist	Condition	Azimuth	Height	Comment	AF	CL	PA
	(Hz)	(dBuV/m)	(dBuV/m)	(dB)	(dBuV)	(m)		(°)	(m)		(dB)	(dB)	(dB)
PK	18.31575G	47.65	83.54	-35.89	44.46	1	Vertical	290	1.57	-	37.50	15.28	49.59
AV	18.31646G	34.27	63.54	-29.27	31.08	1	Vertical	290	1.57	-	37.50	15.28	49.59

5.925-6.425GHz_802.11be EHT320-BF_Nss1,(MCS0)_2TX

6105MHz_TX

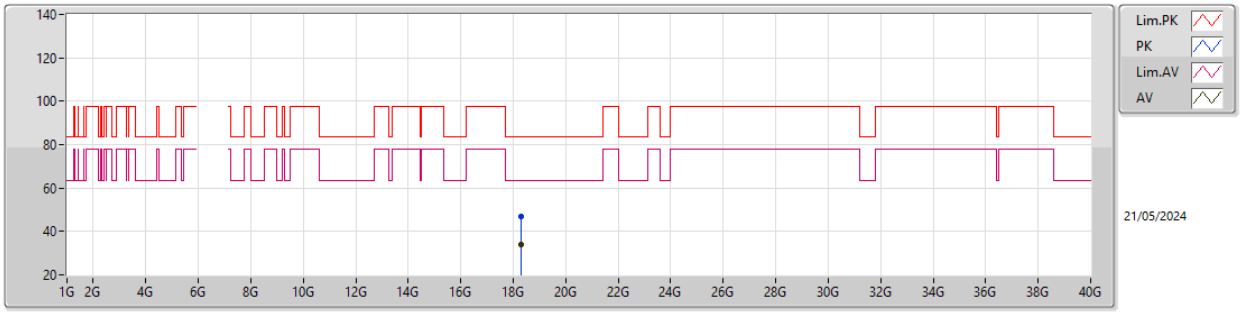

EUT Y_2TX
Setting 23
04-E-K-5

Type	Freq	Level	Limit	Margin	Raw	Dist	Condition	Azimuth	Height	Comment	AF	CL	PA
	(Hz)	(dBuV/m)	(dBuV/m)	(dB)	(dBuV)	(m)		(°)	(m)		(dB)	(dB)	(dB)
PK	18.31105G	46.88	83.54	-36.66	43.69	1	Horizontal	54	1.50	-	37.50	15.28	49.59
AV	18.31872G	34.20	63.54	-29.34	31.01	1	Horizontal	54	1.50	-	37.50	15.28	49.59

5.925-6.425GHz_802.11be EHT320-BF_Nss1,(MCS0)_2TX

6265MHz_TX

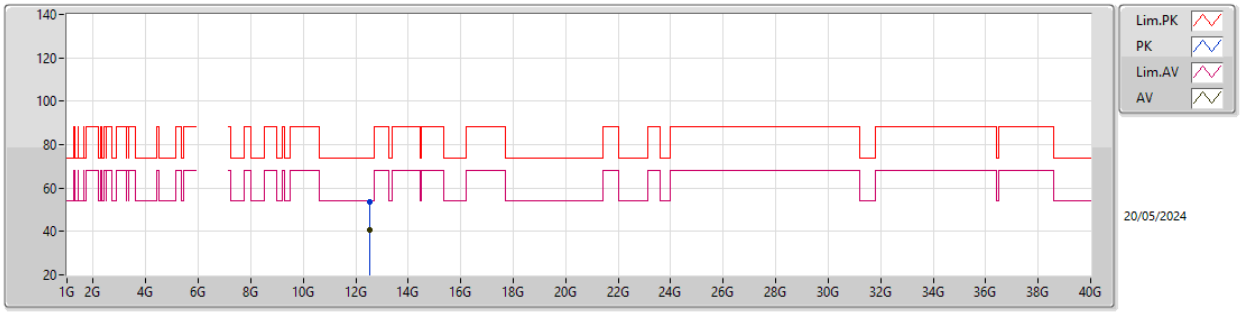

EUT Y_2TX
Setting 24
04-E-J-8

Type	Freq	Level	Limit	Margin	Raw	Dist	Condition	Azimuth	Height	Comment	AF	CL	PA
	(Hz)	(dBuV/m)	(dBuV/m)	(dB)	(dBuV)	(m)		(°)	(m)		(dB)	(dB)	(dB)
PK	12.53343G	53.57	74.00	-20.43	39.66	3	Vertical	103	2.66	-	38.50	9.94	34.53
AV	12.53451G	40.76	54.00	-13.24	26.85	3	Vertical	103	2.66	-	38.50	9.94	34.53

5.925-6.425GHz_802.11be EHT320-BF_Nss1,(MCS0)_2TX

6265MHz_TX

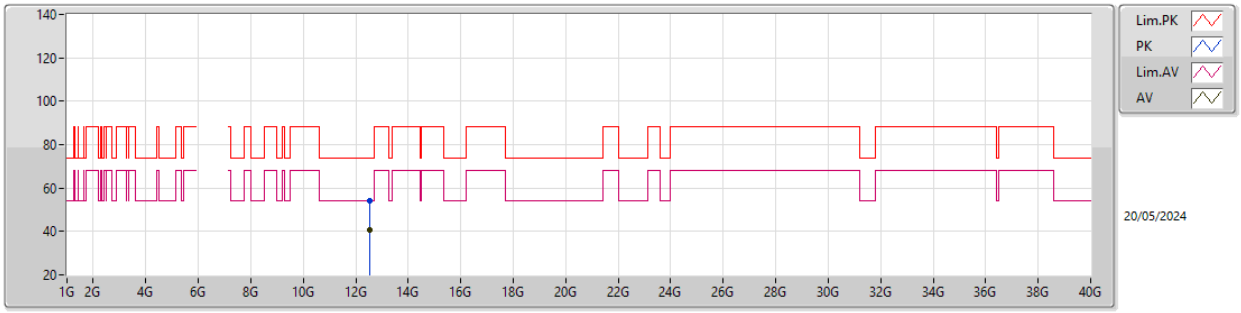

EUT Y_2TX
Setting 24
04-E-J-8

Type	Freq	Level	Limit	Margin	Raw	Dist	Condition	Azimuth	Height	Comment	AF	CL	PA
	(Hz)	(dBuV/m)	(dBuV/m)	(dB)	(dBuV)	(m)		(°)	(m)		(dB)	(dB)	(dB)
PK	12.53302G	54.34	74.00	-19.66	40.43	3	Horizontal	360	2.72	-	38.50	9.94	34.53
AV	12.53365G	40.71	54.00	-13.29	26.80	3	Horizontal	360	2.72	-	38.50	9.94	34.53

5.925-6.425GHz_802.11be EHT320-BF_Nss1,(MCS0)_2TX

6265MHz_TX

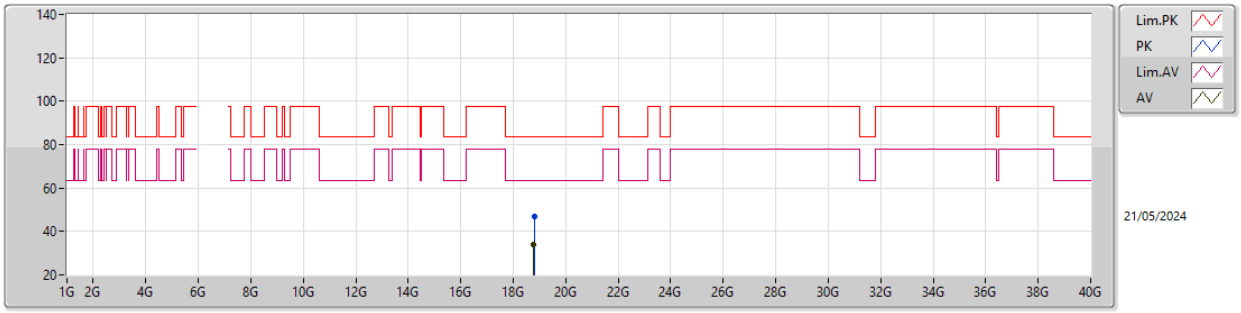

EUT Y_2TX
Setting 24
04-E-K-5

Type	Freq	Level	Limit	Margin	Raw	Dist	Condition	Azimuth	Height	Comment	AF	CL	PA
	(Hz)	(dBuV/m)	(dBuV/m)	(dB)	(dBuV)	(m)		(°)	(m)		(dB)	(dB)	(dB)
PK	18.79439G	47.05	83.54	-36.49	43.47	1	Vertical	107	1.51	-	37.80	15.26	49.48
AV	18.79058G	33.94	63.54	-29.60	30.36	1	Vertical	107	1.51	-	37.80	15.26	49.48

5.925-6.425GHz_802.11be EHT320-BF_Nss1,(MCS0)_2TX

6265MHz_TX

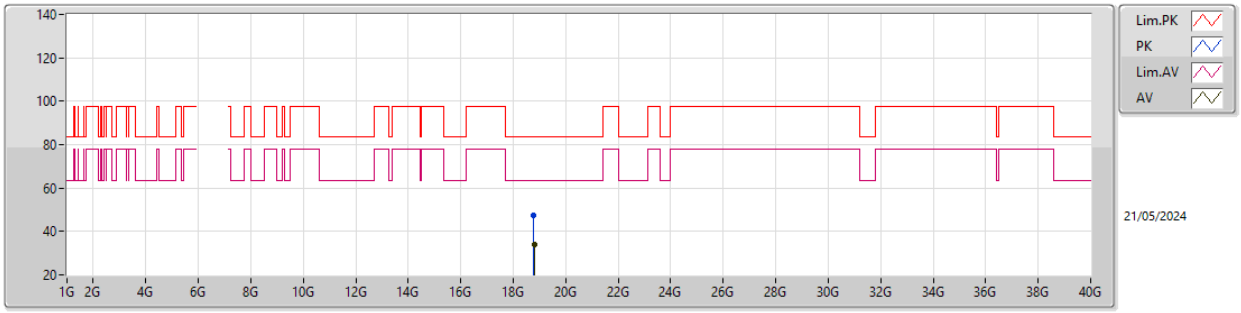

EUT Y_2TX
Setting 24
04-E-K-5

Type	Freq	Level	Limit	Margin	Raw	Dist	Condition	Azimuth	Height	Comment	AF	CL	PA
	(Hz)	(dBuV/m)	(dBuV/m)	(dB)	(dBuV)	(m)		(°)	(m)		(dB)	(dB)	(dB)
PK	18.79072G	47.61	83.54	-35.93	44.03	1	Horizontal	343	1.53	-	37.80	15.26	49.48
AV	18.7923G	33.79	63.54	-29.75	30.21	1	Horizontal	343	1.53	-	37.80	15.26	49.48

5.925-6.425GHz_802.11be EHT320-BF_Nss1,(MCS0)_2TX

6425MHz_TX

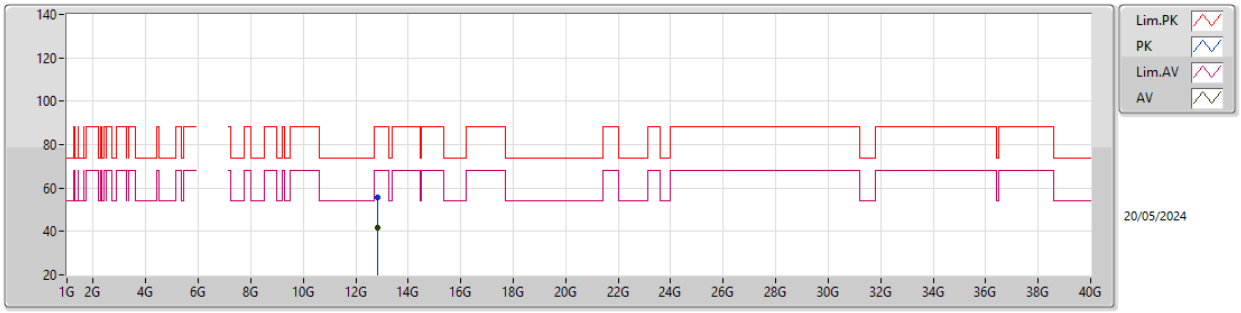

EUT Y_2TX
Setting 25
04-E-J-8

Type	Freq	Level	Limit	Margin	Raw	Dist	Condition	Azimuth	Height	Comment	AF	CL	PA
	(Hz)	(dBuV/m)	(dBuV/m)	(dB)	(dBuV)	(m)		(°)	(m)		(dB)	(dB)	(dB)
PK	12.85343G	55.49	88.20	-32.71	40.75	3	Vertical	20	1.59	-	39.20	10.06	34.52
RMS	12.84723G	41.74	68.20	-26.46	27.01	3	Vertical	20	1.59	-	39.19	10.06	34.52

5.925-6.425GHz_802.11be EHT320-BF_Nss1,(MCS0)_2TX

6425MHz_TX

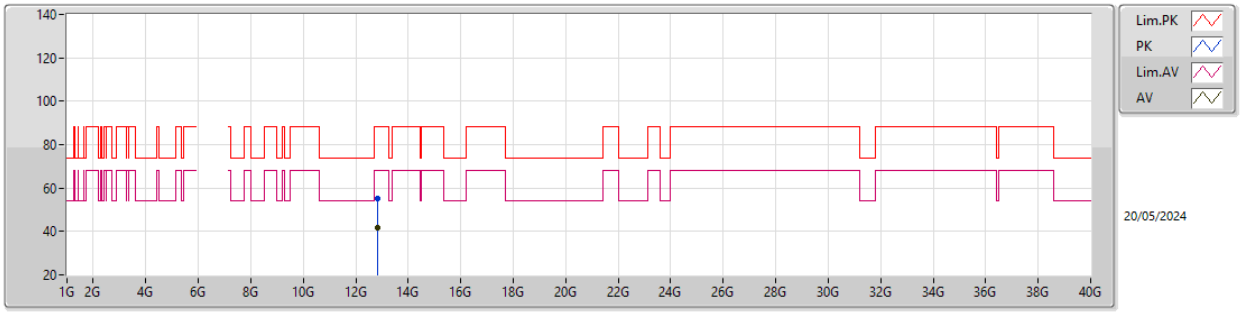

EUT Y_2TX
Setting 25
04-E-J-8

Type	Freq	Level	Limit	Margin	Raw	Dist	Condition	Azimuth	Height	Comment	AF	CL	PA
	(Hz)	(dBuV/m)	(dBuV/m)	(dB)	(dBuV)	(m)		(°)	(m)		(dB)	(dB)	(dB)
PK	12.84804G	55.08	88.20	-33.12	40.35	3	Horizontal	91	1.71	-	39.19	10.06	34.52
RMS	12.85071G	41.74	68.20	-26.46	27.00	3	Horizontal	91	1.71	-	39.20	10.06	34.52

5.925-6.425GHz_802.11be EHT320-BF_Nss1,(MCS0)_2TX

6425MHz_TX

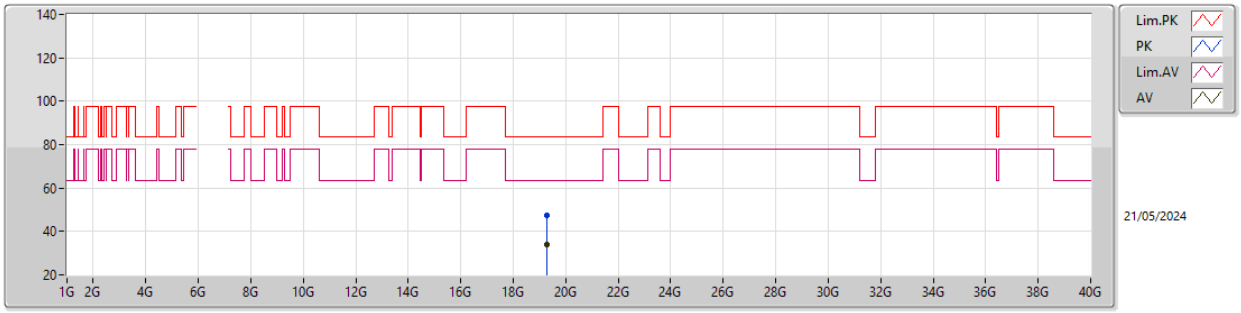

EUT Y_2TX
Setting 25
04-E-K-5

Type	Freq	Level	Limit	Margin	Raw	Dist	Condition	Azimuth	Height	Comment	AF	CL	PA
	(Hz)	(dBuV/m)	(dBuV/m)	(dB)	(dBuV)	(m)		(°)	(m)		(dB)	(dB)	(dB)
PK	19.27997G	47.58	83.54	-35.96	43.91	1	Vertical	253	1.51	-	37.96	15.24	49.53
AV	19.27901G	33.82	63.54	-29.72	30.15	1	Vertical	253	1.51	-	37.96	15.24	49.53

5.925-6.425GHz_802.11be EHT320-BF_Nss1,(MCS0)_2TX

6425MHz_TX

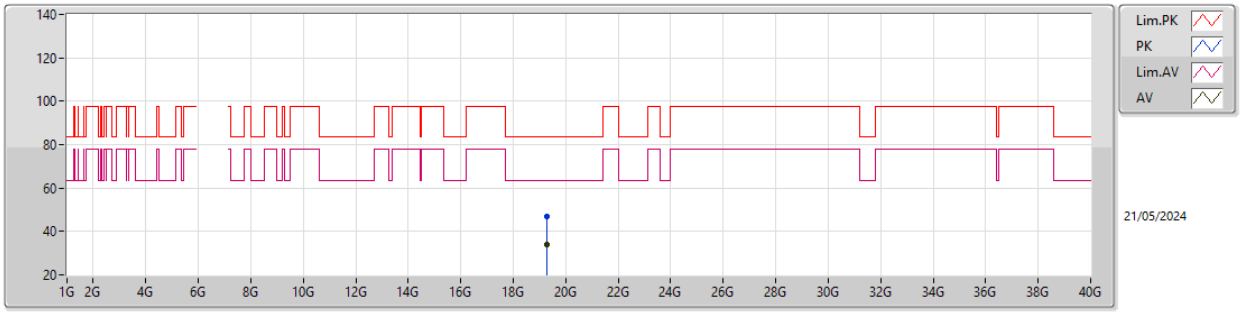

EUT Y_2TX
Setting 25
04-E-K-5

Type	Freq	Level	Limit	Margin	Raw	Dist	Condition	Azimuth	Height	Comment	AF	CL	PA
	(Hz)	(dBuV/m)	(dBuV/m)	(dB)	(dBuV)	(m)		(°)	(m)		(dB)	(dB)	(dB)
PK	19.27103G	46.95	83.54	-36.59	43.29	1	Horizontal	338	1.58	-	37.94	15.24	49.52
AV	19.27043G	33.71	63.54	-29.83	30.05	1	Horizontal	338	1.58	-	37.94	15.24	49.52

6.425-6.525GHz_802.11be EHT320-BF_Nss1,(MCS0)_2TX

6585MHz_TX

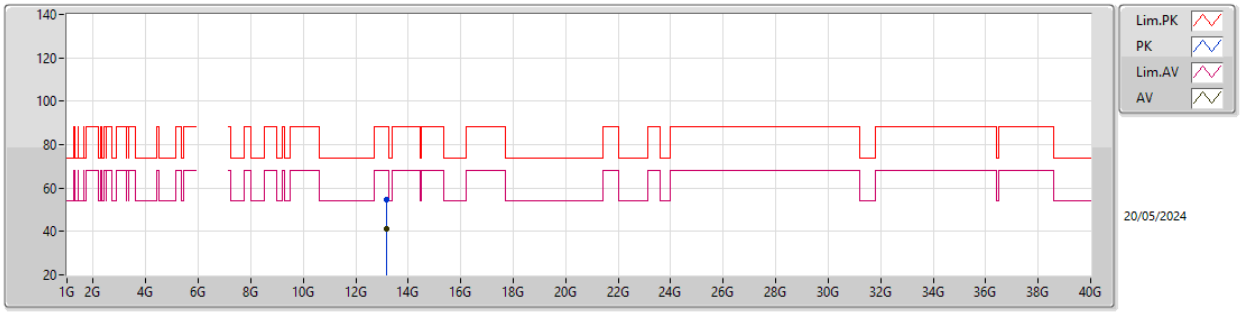

EUT Y_2TX
Setting 25
04-E-J-8

Type	Freq	Level	Limit	Margin	Raw	Dist	Condition	Azimuth	Height	Comment	AF	CL	PA
	(Hz)	(dBuV/m)	(dBuV/m)	(dB)	(dBuV)	(m)		(°)	(m)		(dB)	(dB)	(dB)
PK	13.16952G	54.51	88.20	-33.69	39.30	3	Vertical	76	2.73	-	39.64	10.18	34.61
RMS	13.17486G	41.19	68.20	-27.01	25.97	3	Vertical	76	2.73	-	39.65	10.18	34.61

6.425-6.525GHz_802.11be EHT320-BF_Nss1,(MCS0)_2TX

6585MHz_TX

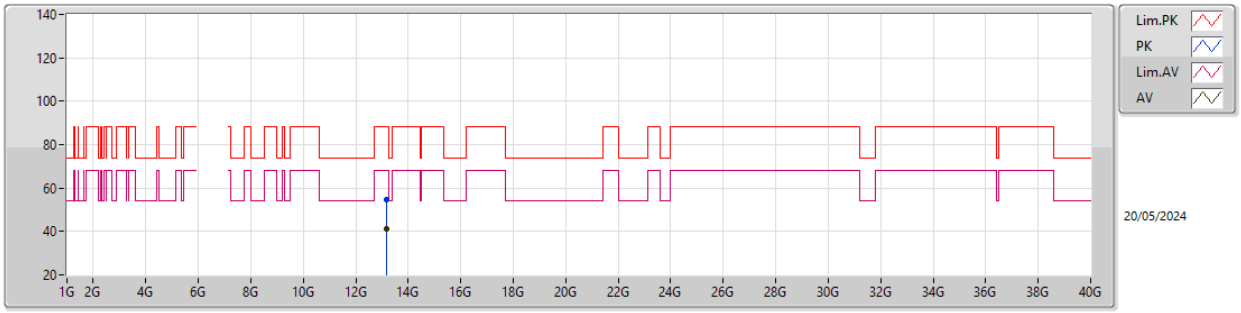

EUT Y_2TX
Setting 25
04-E-J-8

Type	Freq	Level	Limit	Margin	Raw	Dist	Condition	Azimuth	Height	Comment	AF	CL	PA
	(Hz)	(dBuV/m)	(dBuV/m)	(dB)	(dBuV)	(m)		(°)	(m)		(dB)	(dB)	(dB)
PK	13.17187G	54.43	88.20	-33.77	39.22	3	Horizontal	200	2.50	-	39.64	10.18	34.61
RMS	13.17422G	41.17	68.20	-27.03	25.95	3	Horizontal	200	2.50	-	39.65	10.18	34.61

6.425-6.525GHz_802.11be EHT320-BF_Nss1,(MCS0)_2TX

6585MHz_TX

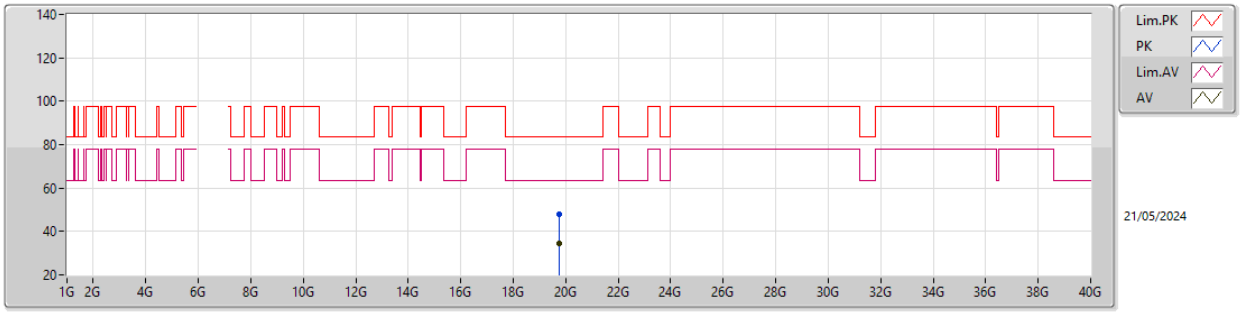

EUT Y_2TX
Setting 25
04-E-K-5

Type	Freq	Level	Limit	Margin	Raw	Dist	Condition	Azimuth	Height	Comment	AF	CL	PA
	(Hz)	(dBuV/m)	(dBuV/m)	(dB)	(dBuV)	(m)		(°)	(m)		(dB)	(dB)	(dB)
PK	19.75026G	47.89	83.54	-35.65	44.25	1	Vertical	327	1.57	-	37.90	15.21	49.47
AV	19.75667G	34.44	63.54	-29.10	30.77	1	Vertical	327	1.57	-	37.93	15.21	49.47

6.425-6.525GHz_802.11be EHT320-BF_Nss1,(MCS0)_2TX

6585MHz_TX

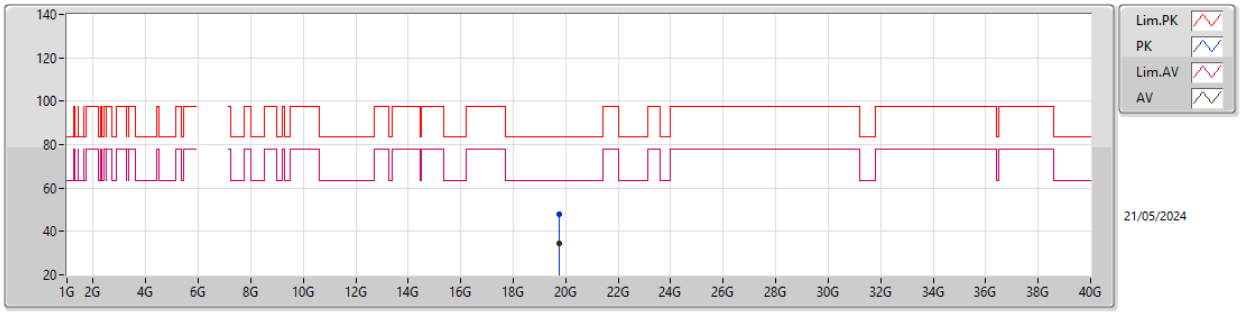

EUT Y_2TX
Setting 25
04-E-K-5

Type	Freq	Level	Limit	Margin	Raw	Dist	Condition	Azimuth	Height	Comment	AF	CL	PA
	(Hz)	(dBuV/m)	(dBuV/m)	(dB)	(dBuV)	(m)		(°)	(m)		(dB)	(dB)	(dB)
PK	19.75784G	48.00	83.54	-35.54	44.33	1	Horizontal	13	1.57	-	37.93	15.21	49.47
AV	19.75093G	34.39	63.54	-29.15	30.75	1	Horizontal	13	1.57	-	37.90	15.21	49.47

6.525-6.875GHz_802.11be EHT320-BF_Nss1,(MCS0)_2TX

6745MHz_TX

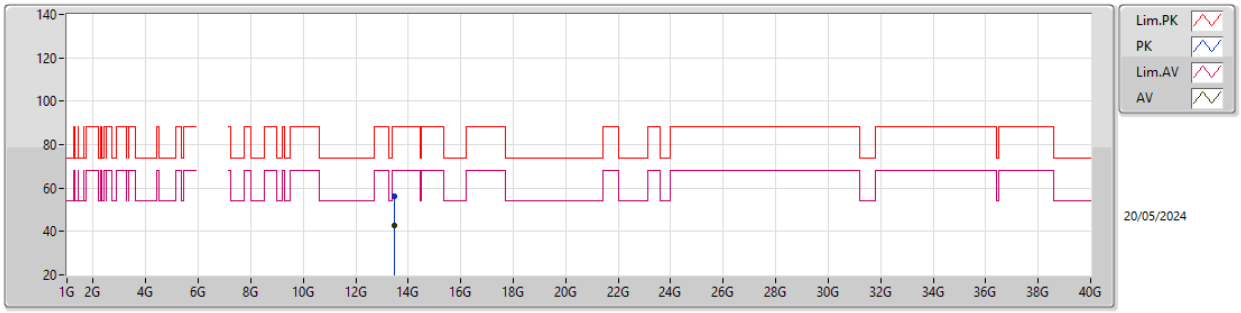

EUT Y_2TX
Setting 25
04-E-J-8

Type	Freq	Level	Limit	Margin	Raw	Dist	Condition	Azimuth	Height	Comment	AF	CL	PA
	(Hz)	(dBuV/m)	(dBuV/m)	(dB)	(dBuV)	(m)		(°)	(m)		(dB)	(dB)	(dB)
PK	13.49282G	56.20	88.20	-32.00	40.60	3	Vertical	149	2.33	-	40.10	10.30	34.80
RMS	13.48781G	42.54	68.20	-25.66	26.93	3	Vertical	149	2.33	-	40.10	10.30	34.79

6.525-6.875GHz_802.11be EHT320-BF_Nss1,(MCS0)_2TX

6745MHz_TX

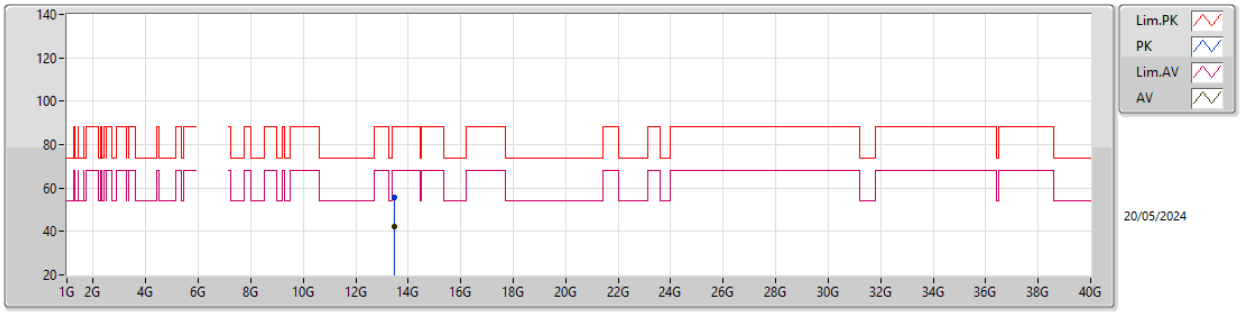

EUT Y_2TX
Setting 25
04-E-J-8

Type	Freq	Level	Limit	Margin	Raw	Dist	Condition	Azimuth	Height	Comment	AF	CL	PA
	(Hz)	(dBuV/m)	(dBuV/m)	(dB)	(dBuV)	(m)		(°)	(m)		(dB)	(dB)	(dB)
PK	13.49204G	55.69	88.20	-32.51	40.09	3	Horizontal	217	1.60	-	40.10	10.30	34.80
RMS	13.48574G	42.49	68.20	-25.71	26.88	3	Horizontal	217	1.60	-	40.10	10.30	34.79

6.525-6.875GHz_802.11be EHT320-BF_Nss1,(MCS0)_2TX

6745MHz_TX

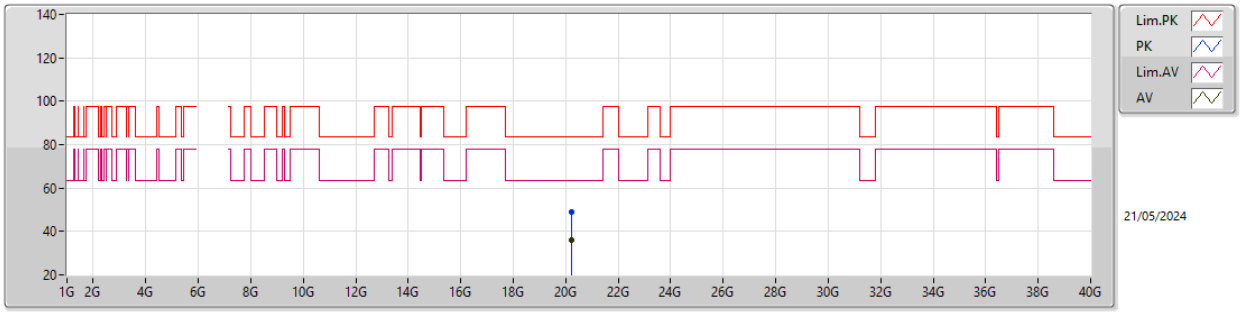

EUT Y_2TX
Setting 25
04-E-K-5

Type	Freq	Level	Limit	Margin	Raw	Dist	Condition	Azimuth	Height	Comment	AF	CL	PA
	(Hz)	(dBuV/m)	(dBuV/m)	(dB)	(dBuV)	(m)		(°)	(m)		(dB)	(dB)	(dB)
PK	20.23396G	48.84	83.54	-34.70	44.69	1	Vertical	105	1.51	-	37.97	15.39	49.21
AV	20.23053G	35.89	63.54	-27.65	31.76	1	Vertical	105	1.51	-	37.96	15.38	49.21

6.525-6.875GHz_802.11be EHT320-BF_Nss1,(MCS0)_2TX

6745MHz_TX

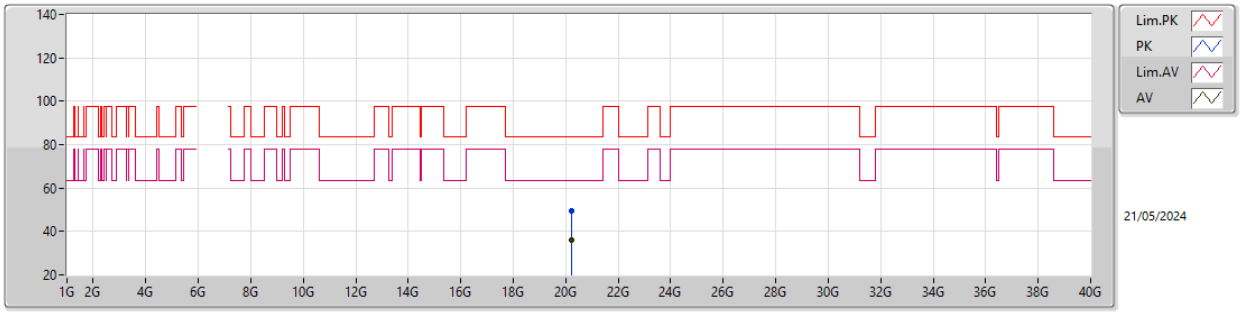

EUT Y_2TX
Setting 25
04-E-K-5

Type	Freq	Level	Limit	Margin	Raw	Dist	Condition	Azimuth	Height	Comment	AF	CL	PA
	(Hz)	(dBuV/m)	(dBuV/m)	(dB)	(dBuV)	(m)		(°)	(m)		(dB)	(dB)	(dB)
PK	20.23761G	49.26	83.54	-34.28	45.10	1	Horizontal	147	1.55	-	37.98	15.39	49.21
AV	20.23019G	35.87	63.54	-27.67	31.74	1	Horizontal	147	1.55	-	37.96	15.38	49.21

6.525-6.875GHz_802.11be EHT320-BF_Nss1,(MCS0)_2TX

6905MHz_TX

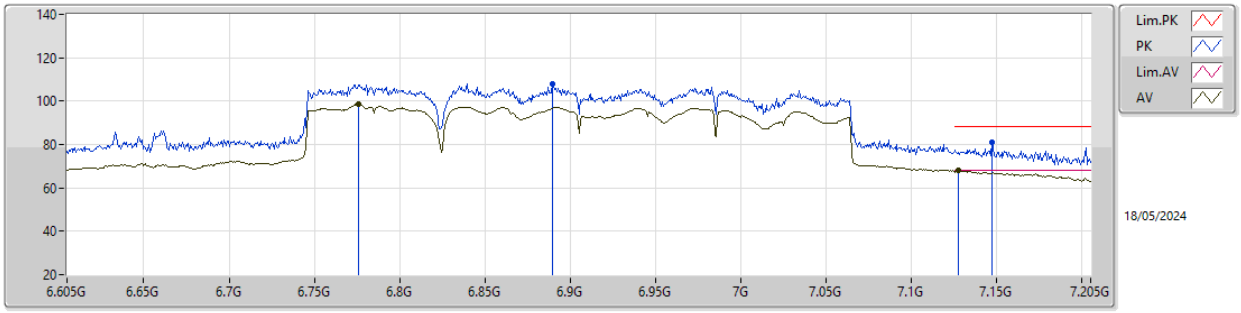

EUT Y_2TX
Setting 24
04-E-K-5-10

Type	Freq	Level	Limit	Margin	Raw	Dist	Condition	Azimuth	Height	Comment	AF	CL	PA
	(Hz)	(dBuV/m)	(dBuV/m)	(dB)	(dBuV)	(m)		(°)	(m)		(dB)	(dB)	(dB)
PK	6.8894G	108.00	Inf	-Inf	98.75	3	Vertical	333	1.80	-	36.20	6.92	33.87
RMS	6.776G	98.69	Inf	-Inf	89.45	3	Vertical	333	1.80	-	36.15	6.86	33.77
PK	7.1474G	81.17	88.20	-7.03	71.57	3	Vertical	333	1.80	-	36.59	7.04	34.03
RMS	7.1276G	67.87	68.20	-0.33	58.34	3	Vertical	333	1.80	-	36.51	7.04	34.02

6.525-6.875GHz_802.11be EHT320-BF_Nss1,(MCS0)_2TX

6905MHz_TX

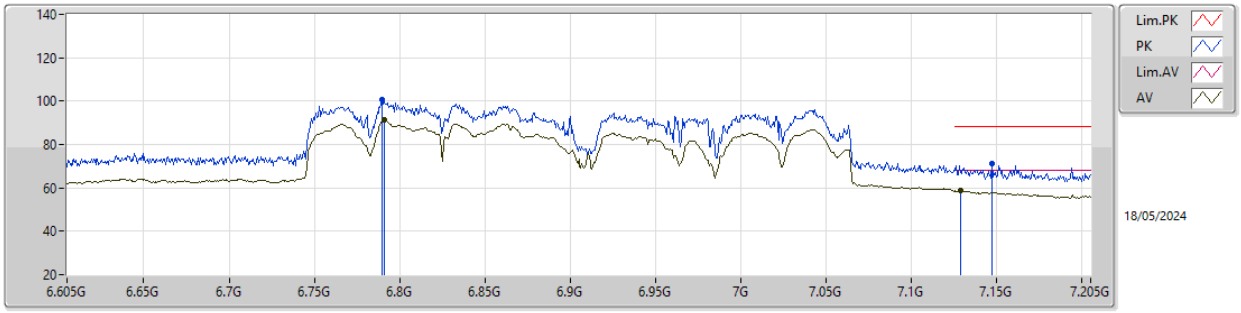

EUT Y_2TX
Setting 24
04-E-K-5-10

Type	Freq	Level	Limit	Margin	Raw	Dist	Condition	Azimuth	Height	Comment	AF	CL	PA
	(Hz)	(dBuV/m)	(dBuV/m)	(dB)	(dBuV)	(m)		(°)	(m)		(dB)	(dB)	(dB)
PK	6.7898G	100.51	Inf	-Inf	91.25	3	Horizontal	295	2.59	-	36.18	6.86	33.78
RMS	6.791G	91.23	Inf	-Inf	81.97	3	Horizontal	295	2.59	-	36.18	6.86	33.78
PK	7.1474G	71.21	88.20	-16.99	61.61	3	Horizontal	295	2.59	-	36.59	7.04	34.03
RMS	7.1288G	58.68	68.20	-9.52	49.14	3	Horizontal	295	2.59	-	36.52	7.04	34.02

6.525-6.875GHz_802.11be EHT320-BF_Nss1,(MCS0)_2TX

6905MHz_TX

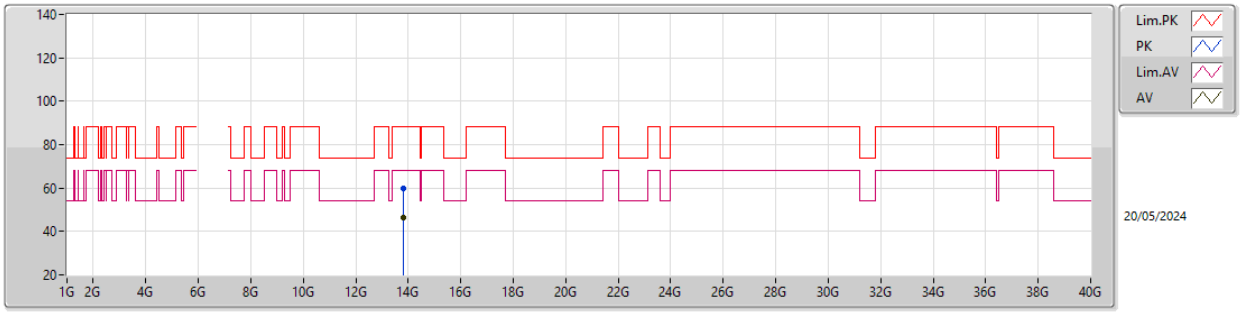

EUT Y_2TX
Setting 24
04-E-J-8

Type	Freq	Level	Limit	Margin	Raw	Dist	Condition	Azimuth	Height	Comment	AF	CL	PA
	(Hz)	(dBuV/m)	(dBuV/m)	(dB)	(dBuV)	(m)		(°)	(m)		(dB)	(dB)	(dB)
PK	13.81015G	59.96	88.20	-28.24	44.19	3	Vertical	52	2.15	-	40.42	10.43	35.08
RMS	13.81248G	46.61	68.20	-21.59	30.84	3	Vertical	52	2.15	-	40.42	10.43	35.08

6.525-6.875GHz_802.11be EHT320-BF_Nss1,(MCS0)_2TX

6905MHz_TX

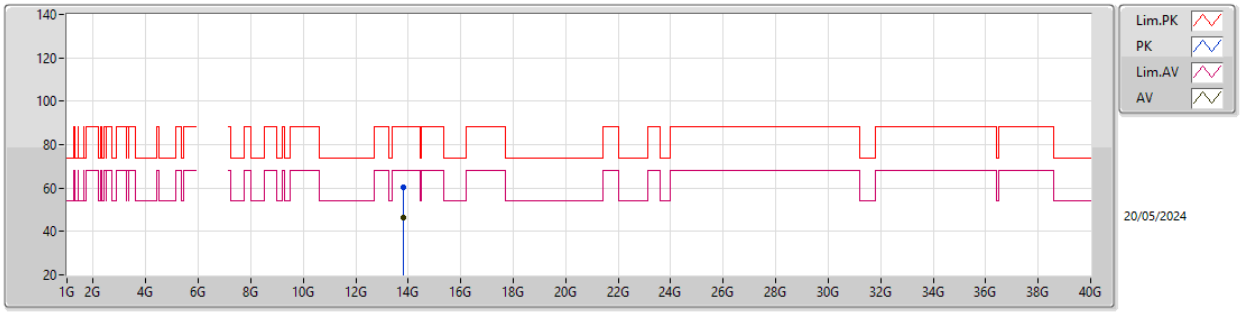

EUT Y_2TX
Setting 24
04-E-J-8

Type	Freq	Level	Limit	Margin	Raw	Dist	Condition	Azimuth	Height	Comment	AF	CL	PA
	(Hz)	(dBuV/m)	(dBuV/m)	(dB)	(dBuV)	(m)		(°)	(m)		(dB)	(dB)	(dB)
PK	13.81313G	60.19	88.20	-28.01	44.41	3	Horizontal	290	1.04	-	40.43	10.43	35.08
RMS	13.81185G	46.58	68.20	-21.62	30.81	3	Horizontal	290	1.04	-	40.42	10.43	35.08

6.525-6.875GHz_802.11be EHT320-BF_Nss1,(MCS0)_2TX

6905MHz_TX

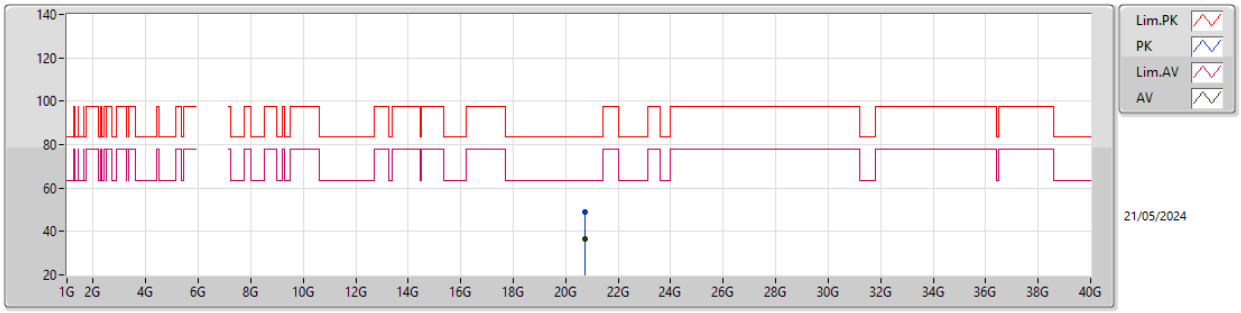

EUT Y_2TX
Setting 24
04-E-K-5

Type	Freq	Level	Limit	Margin	Raw	Dist	Condition	Azimuth	Height	Comment	AF	CL	PA
	(Hz)	(dBuV/m)	(dBuV/m)	(dB)	(dBuV)	(m)		(°)	(m)		(dB)	(dB)	(dB)
PK	20.71404G	49.20	83.54	-34.34	44.59	1	Vertical	229	1.55	-	37.87	15.77	49.03
AV	20.7199G	36.60	63.54	-26.94	31.99	1	Vertical	229	1.55	-	37.86	15.78	49.03

6.525-6.875GHz_802.11be EHT320-BF_Nss1,(MCS0)_2TX

6905MHz_TX

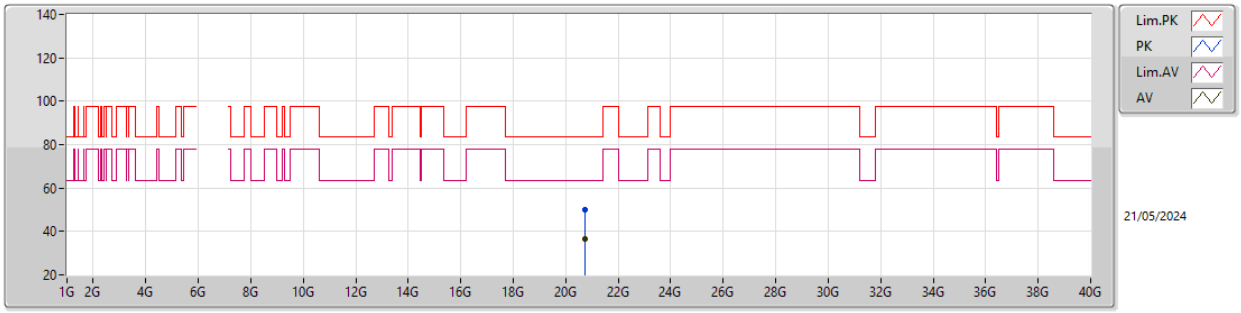

EUT Y_2TX
Setting 24
04-E-K-5

Type	Freq	Level	Limit	Margin	Raw	Dist	Condition	Azimuth	Height	Comment	AF	CL	PA
	(Hz)	(dBuV/m)	(dBuV/m)	(dB)	(dBuV)	(m)		(°)	(m)		(dB)	(dB)	(dB)
PK	20.71864G	49.77	83.54	-33.77	45.17	1	Horizontal	249	1.51	-	37.86	15.77	49.03
AV	20.71999G	36.45	63.54	-27.09	31.84	1	Horizontal	249	1.51	-	37.86	15.78	49.03

5.925-6.425GHz_802.11be EHT20-BF_Nss1,(MCS0)_4TX

5955MHz_TX

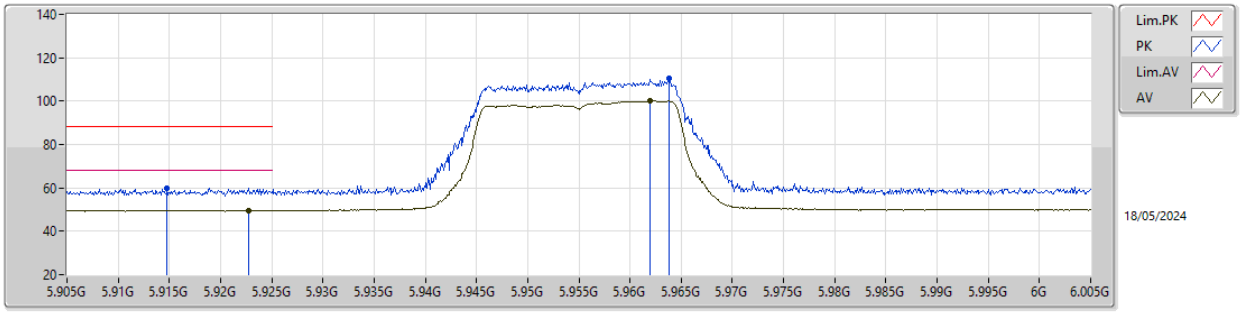

EUT Y_4TX
Setting 15
04-E-K-5-10

Type	Freq	Level	Limit	Margin	Raw	Dist	Condition	Azimuth	Height	Comment	AF	CL	PA
	(Hz)	(dBuV/m)	(dBuV/m)	(dB)	(dBuV)	(m)		(°)	(m)		(dB)	(dB)	(dB)
PK	5.9148G	60.03	88.20	-28.17	52.45	3	Vertical	311	1.52	-	34.79	6.30	33.51
RMS	5.9227G	49.66	68.20	-18.54	42.02	3	Vertical	311	1.52	-	34.84	6.31	33.51
PK	5.9638G	110.35	Inf	-Inf	102.52	3	Vertical	311	1.52	-	35.00	6.35	33.52
RMS	5.962G	100.10	Inf	-Inf	92.27	3	Vertical	311	1.52	-	35.00	6.35	33.52

5.925-6.425GHz_802.11be EHT20-BF_Nss1,(MCS0)_4TX

5955MHz_TX

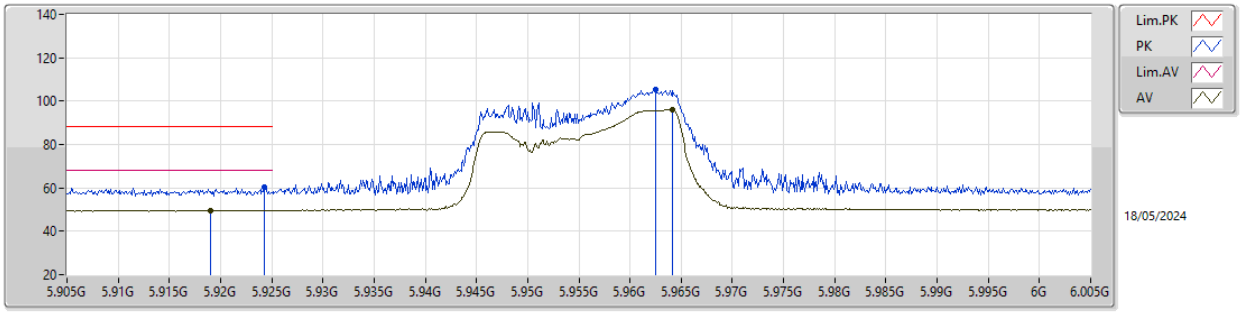

EUT Y_4TX
Setting 15
04-E-K-5-10

Type	Freq	Level	Limit	Margin	Raw	Dist	Condition	Azimuth	Height	Comment	AF	CL	PA
	(Hz)	(dBuV/m)	(dBuV/m)	(dB)	(dBuV)	(m)		(°)	(m)		(dB)	(dB)	(dB)
PK	5.9243G	60.56	88.20	-27.64	52.91	3	Horizontal	283	1.74	-	34.85	6.31	33.51
RMS	5.919G	49.74	68.20	-18.46	42.13	3	Horizontal	283	1.74	-	34.81	6.31	33.51
PK	5.9625G	105.30	Inf	-Inf	97.47	3	Horizontal	283	1.74	-	35.00	6.35	33.52
RMS	5.9641G	96.17	Inf	-Inf	88.34	3	Horizontal	283	1.74	-	35.00	6.35	33.52

5.925-6.425GHz_802.11be EHT20-BF_Nss1,(MCS0)_4TX

5955MHz_TX

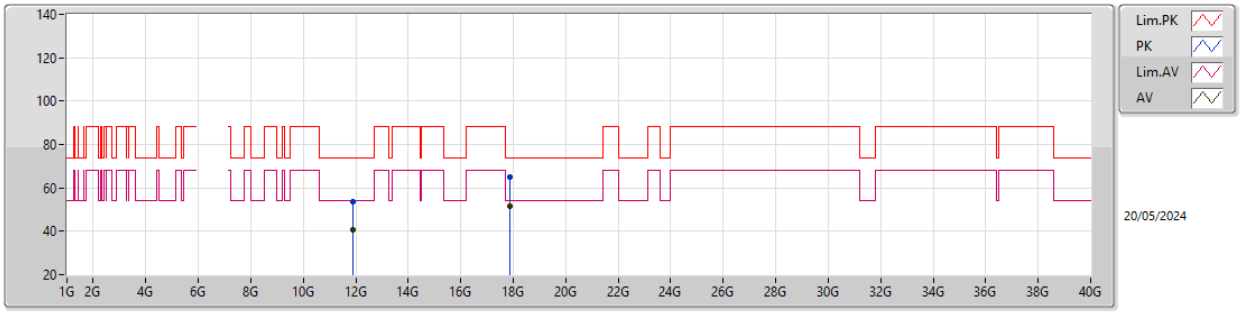

EUT Y_4TX
Setting 15
04-E-J-8

Type	Freq	Level	Limit	Margin	Raw	Dist	Condition	Azimuth	Height	Comment	AF	CL	PA
	(Hz)	(dBuV/m)	(dBuV/m)	(dB)	(dBuV)	(m)		(°)	(m)		(dB)	(dB)	(dB)
PK	11.91193G	53.78	74.00	-20.22	40.06	3	Vertical	342	1.52	-	38.60	9.69	34.57
AV	11.91384G	40.51	54.00	-13.49	26.79	3	Vertical	342	1.52	-	38.60	9.69	34.57
PK	17.86404G	64.92	74.00	-9.08	45.77	3	Vertical	18	2.38	-	41.43	12.95	35.23
AV	17.86068G	51.45	54.00	-2.55	32.31	3	Vertical	18	2.38	-	41.42	12.95	35.23

5.925-6.425GHz_802.11be EHT20-BF_Nss1,(MCS0)_4TX

5955MHz_TX

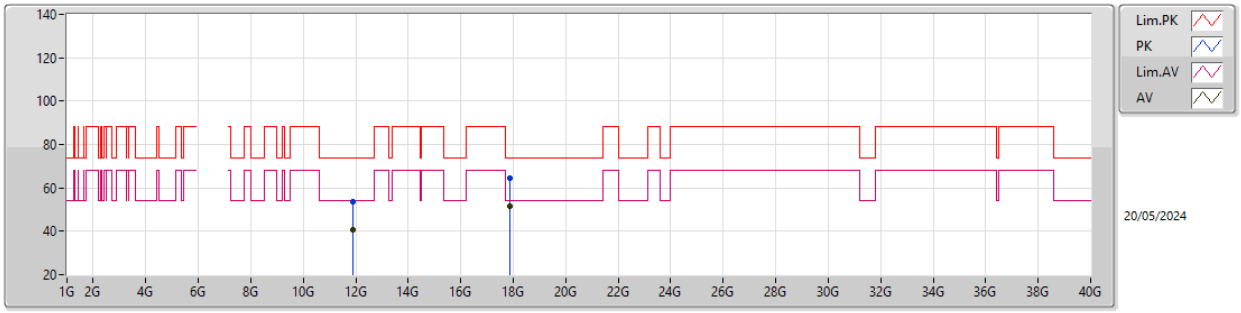

EUT Y_4TX
Setting 15
04-E-J-8

Type	Freq	Level	Limit	Margin	Raw	Dist	Condition	Azimuth	Height	Comment	AF	CL	PA
	(Hz)	(dBuV/m)	(dBuV/m)	(dB)	(dBuV)	(m)		(°)	(m)		(dB)	(dB)	(dB)
PK	11.90595G	53.47	74.00	-20.53	39.76	3	Horizontal	118	2.96	-	38.60	9.68	34.57
AV	11.90566G	40.49	54.00	-13.51	26.78	3	Horizontal	118	2.96	-	38.60	9.68	34.57
PK	17.86019G	64.35	74.00	-9.65	45.21	3	Horizontal	295	1.68	-	41.42	12.95	35.23
AV	17.86548G	51.54	54.00	-2.46	32.39	3	Horizontal	295	1.68	-	41.43	12.95	35.23

5.925-6.425GHz_802.11be EHT20-BF_Nss1,(MCS0)_4TX

5955MHz_TX

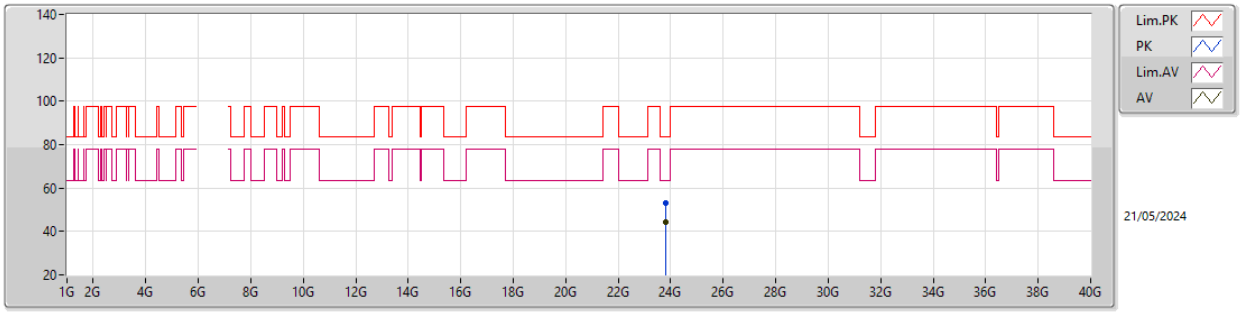

EUT Y_4TX
Setting 15
04-E-K-5

Type	Freq	Level	Limit	Margin	Raw	Dist	Condition	Azimuth	Height	Comment	AF	CL	PA
	(Hz)	(dBuV/m)	(dBuV/m)	(dB)	(dBuV)	(m)		(°)	(m)		(dB)	(dB)	(dB)
PK	23.81988G	52.90	83.54	-30.64	43.75	1	Vertical	2	1.50	-	38.98	17.35	47.18
AV	23.82G	44.24	63.54	-19.30	35.09	1	Vertical	2	1.50	-	38.98	17.35	47.18

5.925-6.425GHz_802.11be EHT20-BF_Nss1,(MCS0)_4TX

5955MHz_TX

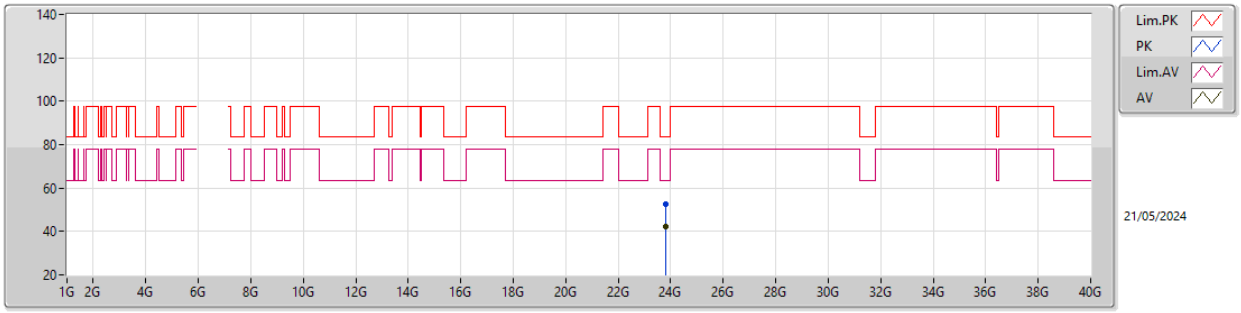

EUT Y_4TX
Setting 15
04-E-K-5

Type	Freq	Level	Limit	Margin	Raw	Dist	Condition	Azimuth	Height	Comment	AF	CL	PA
	(Hz)	(dBuV/m)	(dBuV/m)	(dB)	(dBuV)	(m)		(°)	(m)		(dB)	(dB)	(dB)
PK	23.81986G	52.71	83.54	-30.83	43.56	1	Horizontal	61	1.50	-	38.98	17.35	47.18
AV	23.81993G	42.28	63.54	-21.26	33.13	1	Horizontal	61	1.50	-	38.98	17.35	47.18

5.925-6.425GHz_802.11be EHT20-BF_Nss1,(MCS0)_4TX

6195MHz_TX

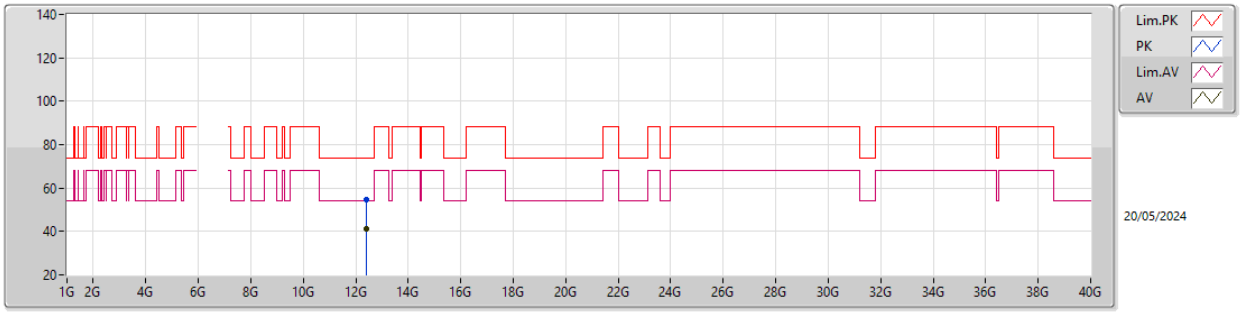

EUT Y_4TX
Setting 13
04-E-J-8

Type	Freq	Level	Limit	Margin	Raw	Dist	Condition	Azimuth	Height	Comment	AF	CL	PA
	(Hz)	(dBuV/m)	(dBuV/m)	(dB)	(dBuV)	(m)		(°)	(m)		(dB)	(dB)	(dB)
PK	12.39347G	54.65	74.00	-19.35	40.81	3	Vertical	307	1.65	-	38.49	9.88	34.53
AV	12.39132G	41.03	54.00	-12.97	27.20	3	Vertical	307	1.65	-	38.48	9.88	34.53

5.925-6.425GHz_802.11be EHT20-BF_Nss1,(MCS0)_4TX

6195MHz_TX

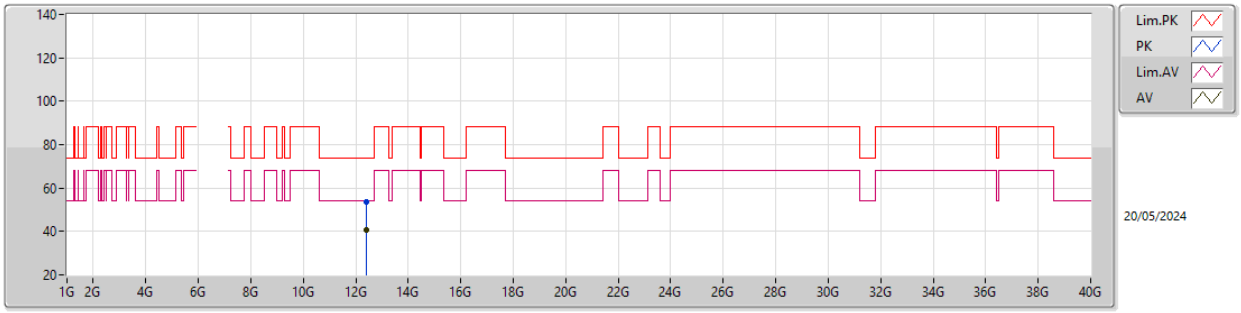

EUT Y_4TX
Setting 13
04-E-J-8

Type	Freq	Level	Limit	Margin	Raw	Dist	Condition	Azimuth	Height	Comment	AF	CL	PA
	(Hz)	(dBuV/m)	(dBuV/m)	(dB)	(dBuV)	(m)		(°)	(m)		(dB)	(dB)	(dB)
PK	12.38646G	53.37	74.00	-20.63	39.55	3	Horizontal	5	2.37	-	38.47	9.88	34.53
AV	12.38595G	40.92	54.00	-13.08	27.10	3	Horizontal	5	2.37	-	38.47	9.88	34.53

5.925-6.425GHz_802.11be EHT20-BF_Nss1,(MCS0)_4TX

6195MHz_TX

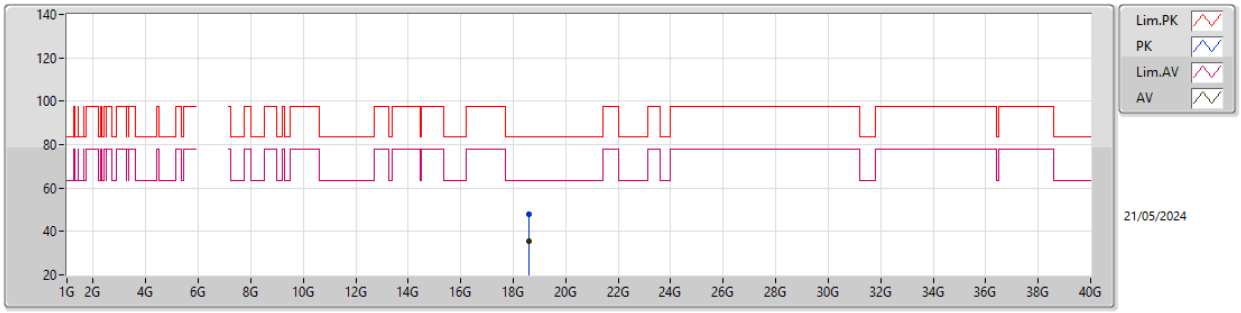

EUT Y_4TX
Setting 13
04-E-K-5

Type	Freq	Level	Limit	Margin	Raw	Dist	Condition	Azimuth	Height	Comment	AF	CL	PA
	(Hz)	(dBuV/m)	(dBuV/m)	(dB)	(dBuV)	(m)		(°)	(m)		(dB)	(dB)	(dB)
PK	18.58252G	48.16	83.54	-35.38	44.81	1	Vertical	338	1.54	-	37.70	15.27	49.62
AV	18.58184G	35.27	63.54	-28.27	31.92	1	Vertical	338	1.54	-	37.70	15.27	49.62

5.925-6.425GHz_802.11be EHT20-BF_Nss1,(MCS0)_4TX

6195MHz_TX

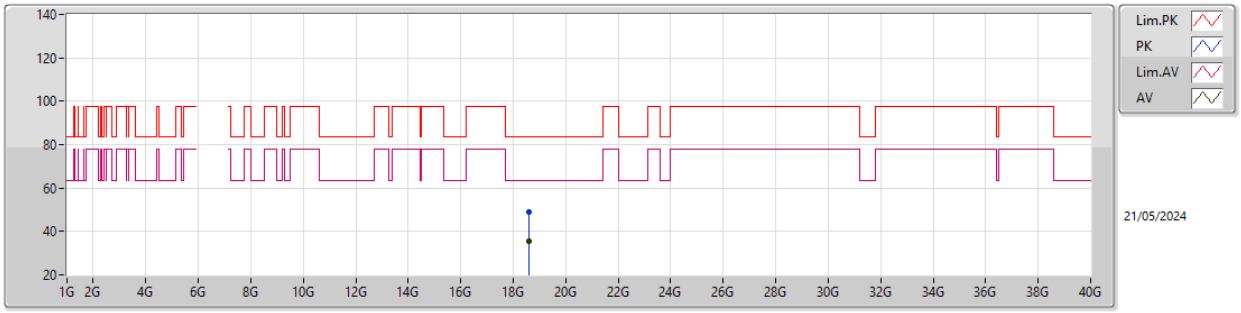

EUT Y_4TX
Setting 13
04-E-K-5

Type	Freq	Level	Limit	Margin	Raw	Dist	Condition	Azimuth	Height	Comment	AF	CL	PA
	(Hz)	(dBuV/m)	(dBuV/m)	(dB)	(dBuV)	(m)		(°)	(m)		(dB)	(dB)	(dB)
PK	18.58119G	49.15	83.54	-34.39	45.80	1	Horizontal	76	1.52	-	37.70	15.27	49.62
AV	18.58199G	35.30	63.54	-28.24	31.95	1	Horizontal	76	1.52	-	37.70	15.27	49.62

5.925-6.425GHz_802.11be EHT20-BF_Nss1,(MCS0)_4TX

6415MHz_TX

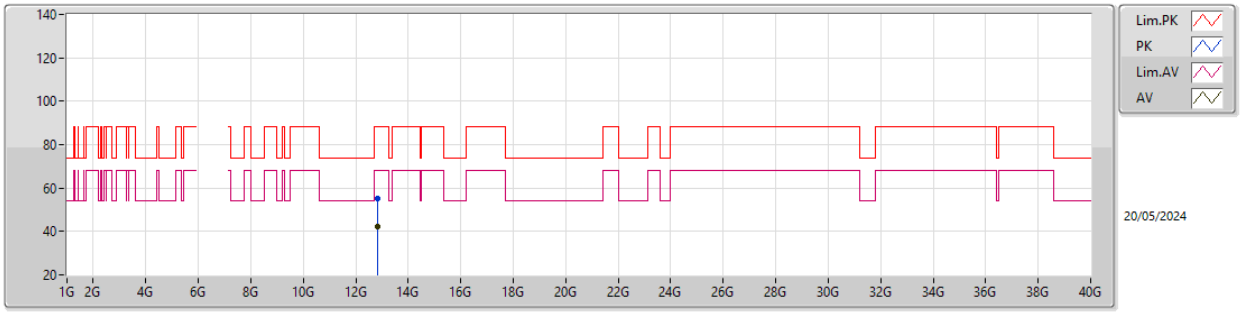

EUT Y_4TX
Setting 14
04-E-J-8

Type	Freq	Level	Limit	Margin	Raw	Dist	Condition	Azimuth	Height	Comment	AF	CL	PA
	(Hz)	(dBuV/m)	(dBuV/m)	(dB)	(dBuV)	(m)		(°)	(m)		(dB)	(dB)	(dB)
PK	12.8303G	54.94	88.20	-33.26	40.29	3	Vertical	79	2.94	-	39.12	10.05	34.52
RMS	12.83107G	42.20	68.20	-26.00	27.55	3	Vertical	79	2.94	-	39.12	10.05	34.52

5.925-6.425GHz_802.11be EHT20-BF_Nss1,(MCS0)_4TX

6415MHz_TX

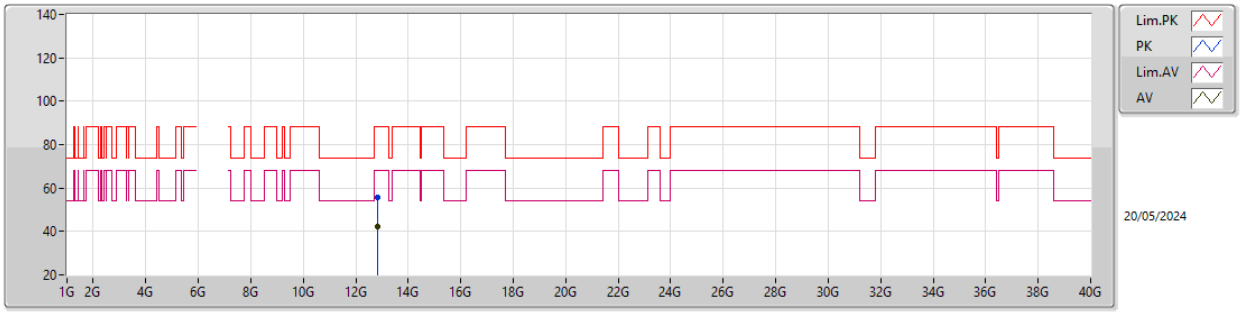

EUT Y_4TX
Setting 14
04-E-J-8

Type	Freq	Level	Limit	Margin	Raw	Dist	Condition	Azimuth	Height	Comment	AF	CL	PA
	(Hz)	(dBuV/m)	(dBuV/m)	(dB)	(dBuV)	(m)		(°)	(m)		(dB)	(dB)	(dB)
PK	12.82837G	55.45	88.20	-32.75	40.81	3	Horizontal	198	2.05	-	39.11	10.05	34.52
RMS	12.83396G	42.29	68.20	-25.91	27.62	3	Horizontal	198	2.05	-	39.14	10.05	34.52

5.925-6.425GHz_802.11be EHT20-BF_Nss1,(MCS0)_4TX

6415MHz_TX

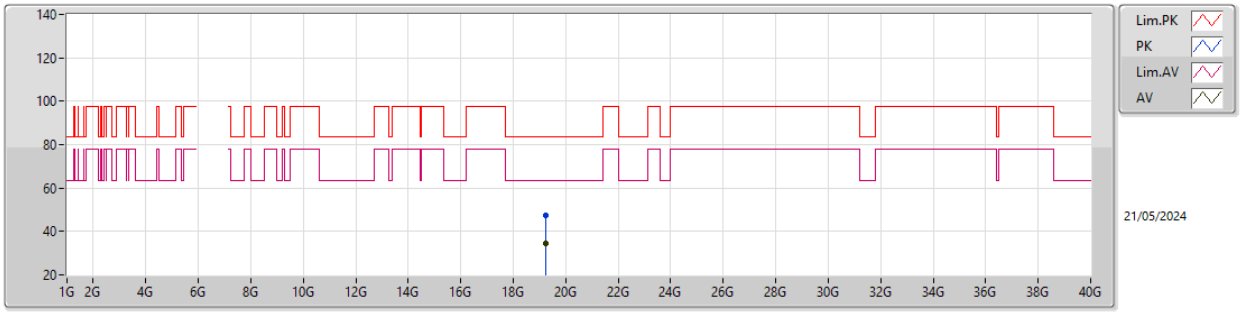

EUT Y_4TX
Setting 14
04-E-K-5

Type	Freq	Level	Limit	Margin	Raw	Dist	Condition	Azimuth	Height	Comment	AF	CL	PA
	(Hz)	(dBuV/m)	(dBuV/m)	(dB)	(dBuV)	(m)		(°)	(m)		(dB)	(dB)	(dB)
PK	19.24389G	47.34	83.54	-36.20	43.70	1	Vertical	280	1.57	-	37.91	15.24	49.51
AV	19.24095G	34.27	63.54	-29.27	30.61	1	Vertical	280	1.57	-	37.92	15.24	49.50

5.925-6.425GHz_802.11be EHT20-BF_Nss1,(MCS0)_4TX

6415MHz_TX

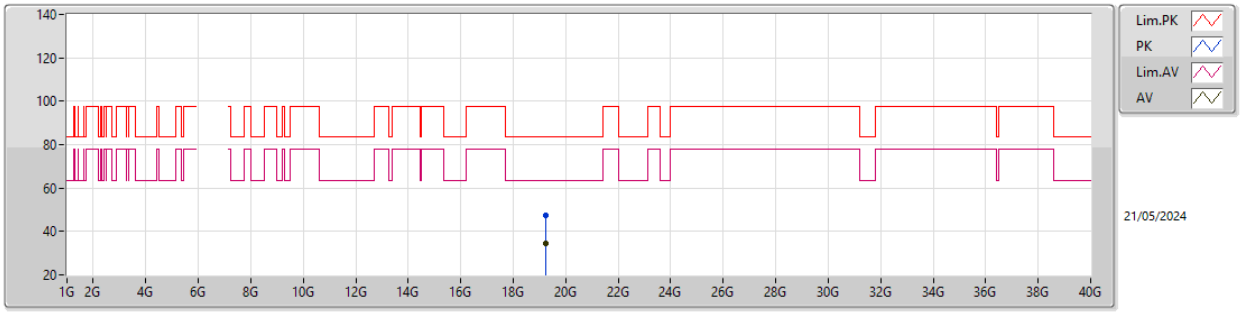

EUT Y_4TX
Setting 14
04-E-K-5

Type	Freq	Level	Limit	Margin	Raw	Dist	Condition	Azimuth	Height	Comment	AF	CL	PA
	(Hz)	(dBuV/m)	(dBuV/m)	(dB)	(dBuV)	(m)		(°)	(m)		(dB)	(dB)	(dB)
PK	19.2499G	47.26	83.54	-36.28	43.63	1	Horizontal	185	1.57	-	37.90	15.24	49.51
AV	19.24439G	34.26	63.54	-29.28	30.62	1	Horizontal	185	1.57	-	37.91	15.24	49.51

6.425-6.525GHz_802.11be EHT20-BF_Nss1,(MCS0)_4TX

6435MHz_TX

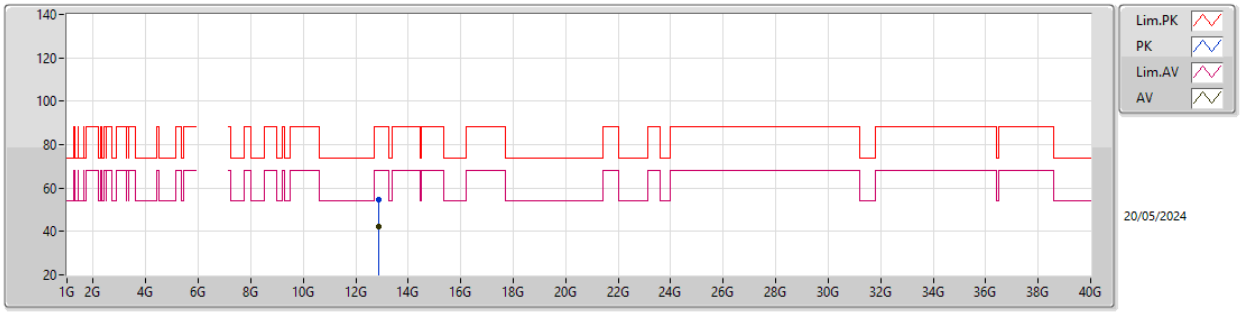

EUT Y_4TX
Setting 13
04-E-J-8

Type	Freq	Level	Limit	Margin	Raw	Dist	Condition	Azimuth	Height	Comment	AF	CL	PA
	(Hz)	(dBuV/m)	(dBuV/m)	(dB)	(dBuV)	(m)		(°)	(m)		(dB)	(dB)	(dB)
PK	12.86579G	54.61	88.20	-33.59	39.87	3	Vertical	265	2.53	-	39.20	10.06	34.52
RMS	12.86545G	42.07	68.20	-26.13	27.33	3	Vertical	265	2.53	-	39.20	10.06	34.52

6.425-6.525GHz_802.11be EHT20-BF_Nss1,(MCS0)_4TX

6435MHz_TX

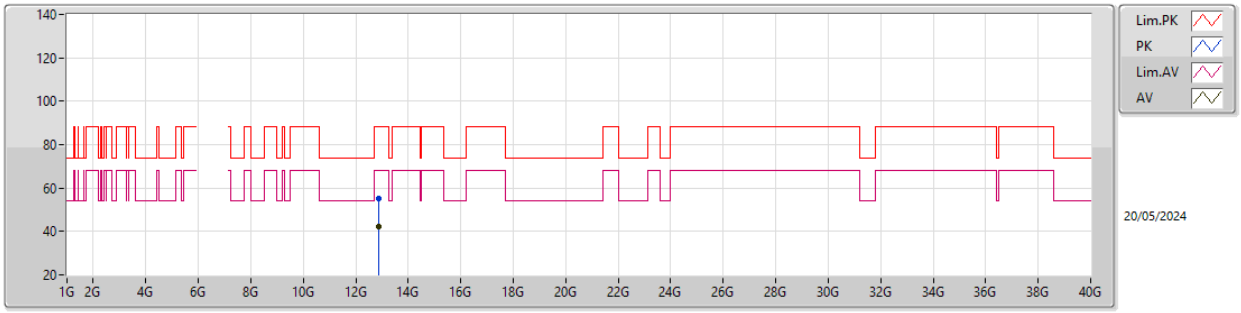

EUT Y_4TX
Setting 13
04-E-J-8

Type	Freq	Level	Limit	Margin	Raw	Dist	Condition	Azimuth	Height	Comment	AF	CL	PA
	(Hz)	(dBuV/m)	(dBuV/m)	(dB)	(dBuV)	(m)		(°)	(m)		(dB)	(dB)	(dB)
PK	12.87054G	55.26	88.20	-32.94	40.51	3	Horizontal	356	1.40	-	39.20	10.07	34.52
RMS	12.87296G	42.09	68.20	-26.11	27.34	3	Horizontal	356	1.40	-	39.20	10.07	34.52

6.425-6.525GHz_802.11be EHT20-BF_Nss1,(MCS0)_4TX

6435MHz_TX

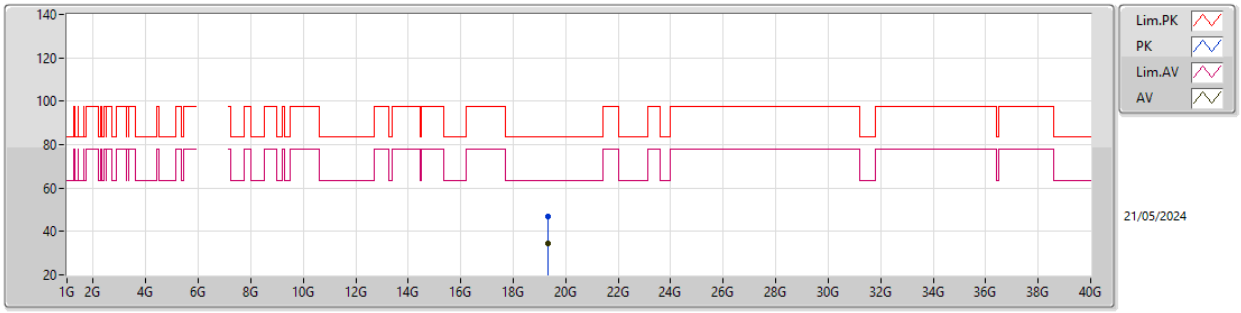

EUT Y_4TX
Setting 13
04-E-K-5

Type	Freq	Level	Limit	Margin	Raw	Dist	Condition	Azimuth	Height	Comment	AF	CL	PA
	(Hz)	(dBuV/m)	(dBuV/m)	(dB)	(dBuV)	(m)		(°)	(m)		(dB)	(dB)	(dB)
PK	19.30847G	46.98	83.54	-36.56	43.33	1	Vertical	173	1.52	-	37.97	15.23	49.55
AV	19.30742G	34.33	63.54	-29.21	30.68	1	Vertical	173	1.52	-	37.97	15.23	49.55

6.425-6.525GHz_802.11be EHT20-BF_Nss1,(MCS0)_4TX

6435MHz_TX

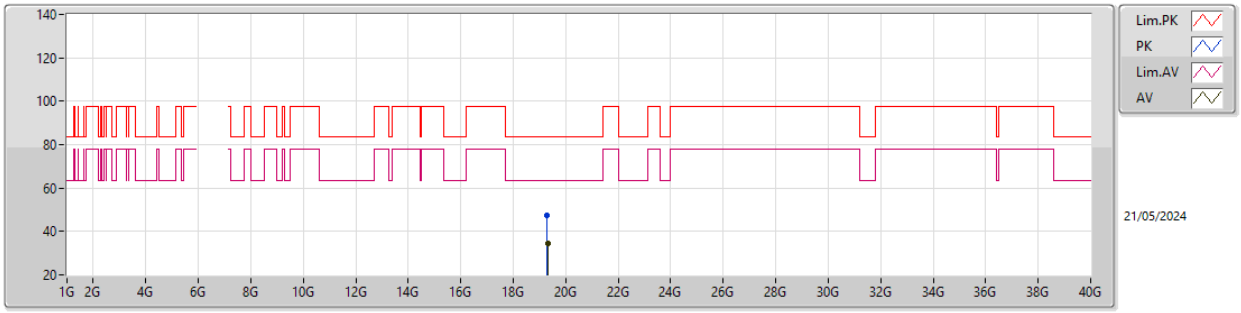

EUT Y_4TX
Setting 13
04-E-K-5

Type	Freq	Level	Limit	Margin	Raw	Dist	Condition	Azimuth	Height	Comment	AF	CL	PA
	(Hz)	(dBuV/m)	(dBuV/m)	(dB)	(dBuV)	(m)		(°)	(m)		(dB)	(dB)	(dB)
PK	19.30335G	47.34	83.54	-36.20	43.67	1	Horizontal	222	1.52	-	37.99	15.23	49.55
AV	19.30826G	34.36	63.54	-29.18	30.71	1	Horizontal	222	1.52	-	37.97	15.23	49.55

6.425-6.525GHz_802.11be EHT20-BF_Nss1,(MCS0)_4TX

6475MHz_TX

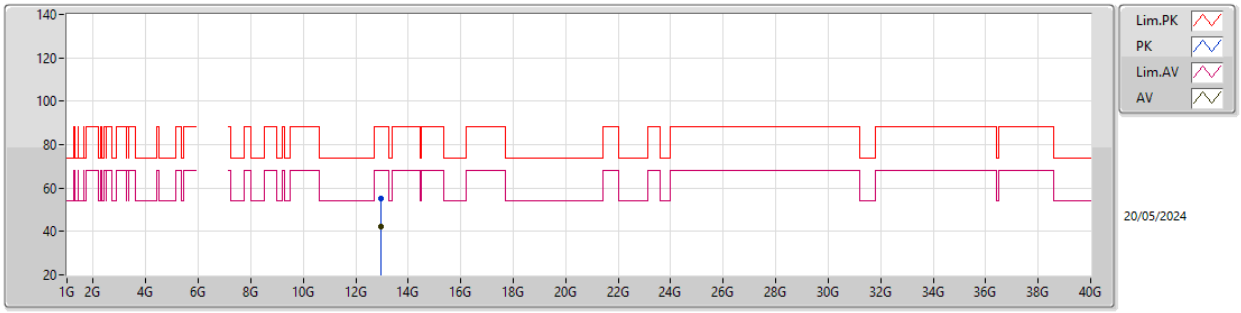

EUT Y_4TX
Setting 13
04-E-J-8

Type	Freq	Level	Limit	Margin	Raw	Dist	Condition	Azimuth	Height	Comment	AF	CL	PA
	(Hz)	(dBuV/m)	(dBuV/m)	(dB)	(dBuV)	(m)		(°)	(m)		(dB)	(dB)	(dB)
PK	12.94611G	55.29	88.20	-32.91	40.42	3	Vertical	184	2.89	-	39.29	10.09	34.51
RMS	12.95094G	42.25	68.20	-25.95	27.36	3	Vertical	184	2.89	-	39.30	10.10	34.51

6.425-6.525GHz_802.11be EHT20-BF_Nss1,(MCS0)_4TX

6475MHz_TX

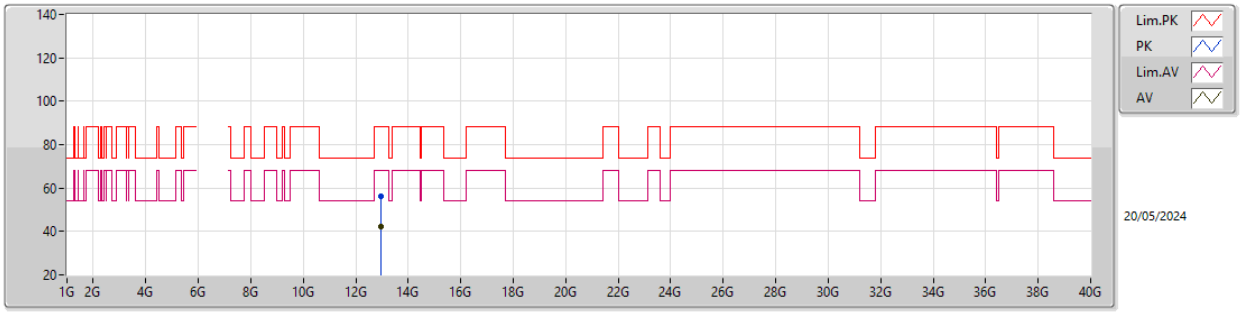

EUT Y_4TX
Setting 13
04-E-J-8

Type	Freq	Level	Limit	Margin	Raw	Dist	Condition	Azimuth	Height	Comment	AF	CL	PA
	(Hz)	(dBuV/m)	(dBuV/m)	(dB)	(dBuV)	(m)		(°)	(m)		(dB)	(dB)	(dB)
PK	12.94609G	56.34	88.20	-31.86	41.47	3	Horizontal	295	2.31	-	39.29	10.09	34.51
RMS	12.95465G	42.07	68.20	-26.13	27.17	3	Horizontal	295	2.31	-	39.31	10.10	34.51

6.425-6.525GHz_802.11be EHT20-BF_Nss1,(MCS0)_4TX

6475MHz_TX

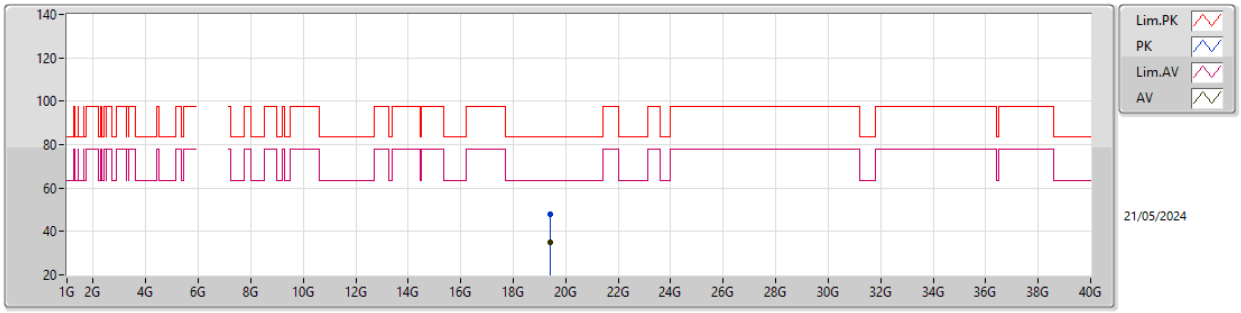

EUT Y_4TX
Setting 13
04-E-K-5

Type	Freq	Level	Limit	Margin	Raw	Dist	Condition	Azimuth	Height	Comment	AF	CL	PA
	(Hz)	(dBuV/m)	(dBuV/m)	(dB)	(dBuV)	(m)		(°)	(m)		(dB)	(dB)	(dB)
PK	19.42633G	48.18	83.54	-35.36	44.69	1	Vertical	264	1.53	-	37.89	15.23	49.63
AV	19.42469G	35.24	63.54	-28.30	31.74	1	Vertical	264	1.53	-	37.90	15.23	49.63

6.425-6.525GHz_802.11be EHT20-BF_Nss1,(MCS0)_4TX

6475MHz_TX

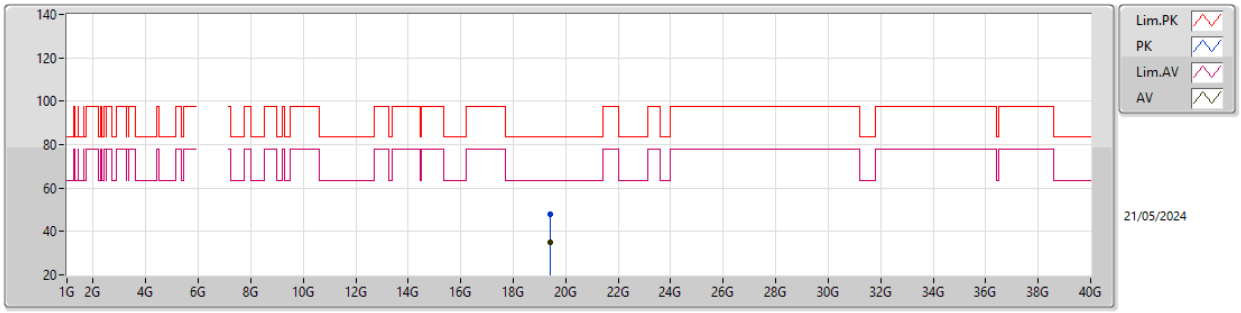

EUT Y_4TX
Setting 13
04-E-K-5

Type	Freq	Level	Limit	Margin	Raw	Dist	Condition	Azimuth	Height	Comment	AF	CL	PA
	(Hz)	(dBuV/m)	(dBuV/m)	(dB)	(dBuV)	(m)		(°)	(m)		(dB)	(dB)	(dB)
PK	19.42172G	47.88	83.54	-35.66	44.37	1	Horizontal	130	1.57	-	37.91	15.23	49.63
AV	19.4224G	35.19	63.54	-28.35	31.68	1	Horizontal	130	1.57	-	37.91	15.23	49.63

6.425-6.525GHz_802.11be EHT20-BF_Nss1,(MCS0)_4TX

6515MHz_TX

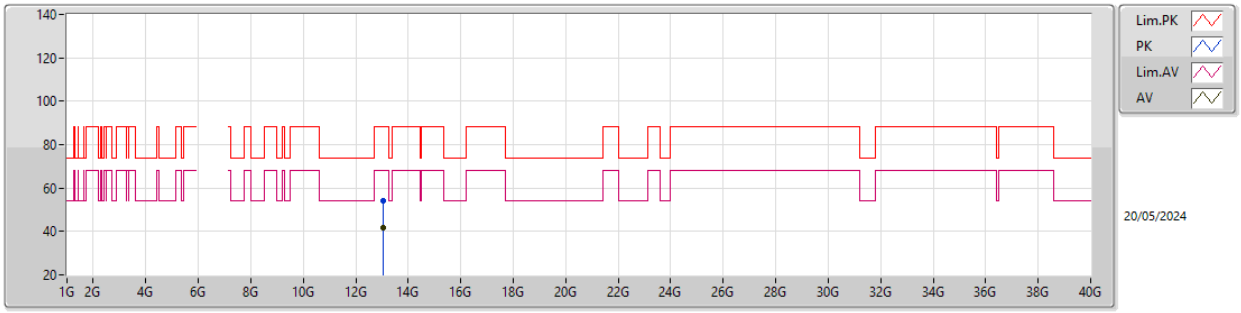

EUT Y_4TX
Setting 14
04-E-J-8

Type	Freq	Level	Limit	Margin	Raw	Dist	Condition	Azimuth	Height	Comment	AF	CL	PA
	(Hz)	(dBuV/m)	(dBuV/m)	(dB)	(dBuV)	(m)		(°)	(m)		(dB)	(dB)	(dB)
PK	13.02581G	53.99	88.20	-34.21	38.99	3	Vertical	101	2.15	-	39.40	10.12	34.52
RMS	13.02577G	41.47	68.20	-26.73	26.47	3	Vertical	101	2.15	-	39.40	10.12	34.52

6.425-6.525GHz_802.11be EHT20-BF_Nss1,(MCS0)_4TX

6515MHz_TX

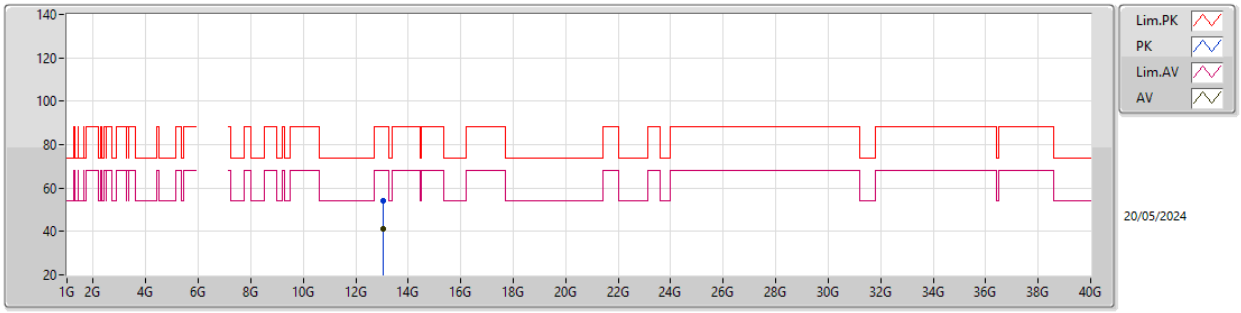

EUT Y_4TX
Setting 14
04-E-J-8

Type	Freq	Level	Limit	Margin	Raw	Dist	Condition	Azimuth	Height	Comment	AF	CL	PA
	(Hz)	(dBuV/m)	(dBuV/m)	(dB)	(dBuV)	(m)		(°)	(m)		(dB)	(dB)	(dB)
PK	13.02553G	54.18	88.20	-34.02	39.18	3	Horizontal	360	1.22	-	39.40	10.12	34.52
RMS	13.02839G	41.41	68.20	-26.79	26.41	3	Horizontal	360	1.22	-	39.40	10.13	34.53

6.425-6.525GHz_802.11be EHT20-BF_Nss1,(MCS0)_4TX

6515MHz_TX

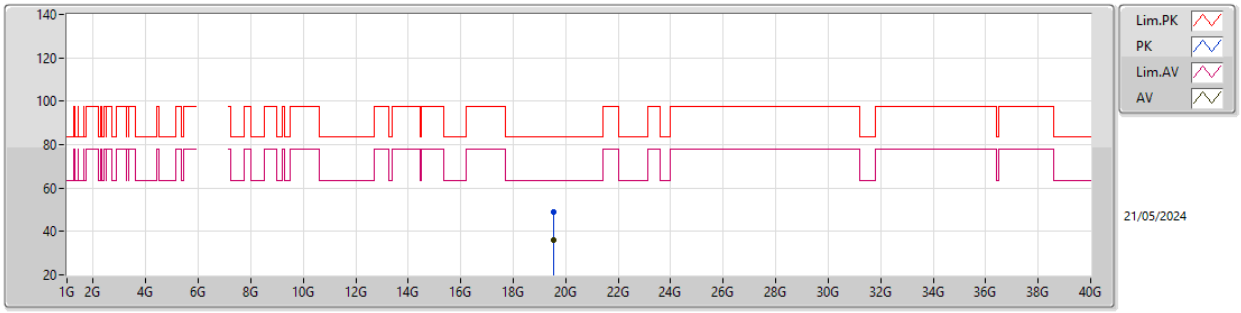

EUT Y_4TX
Setting 14
04-E-K-5

Type	Freq	Level	Limit	Margin	Raw	Dist	Condition	Azimuth	Height	Comment	AF	CL	PA
	(Hz)	(dBuV/m)	(dBuV/m)	(dB)	(dBuV)	(m)		(°)	(m)		(dB)	(dB)	(dB)
PK	19.54805G	49.16	83.54	-34.38	45.48	1	Vertical	296	1.56	-	38.10	15.22	49.64
AV	19.54233G	36.15	63.54	-27.39	32.50	1	Vertical	296	1.56	-	38.08	15.22	49.65

6.425-6.525GHz_802.11be EHT20-BF_Nss1,(MCS0)_4TX

6515MHz_TX

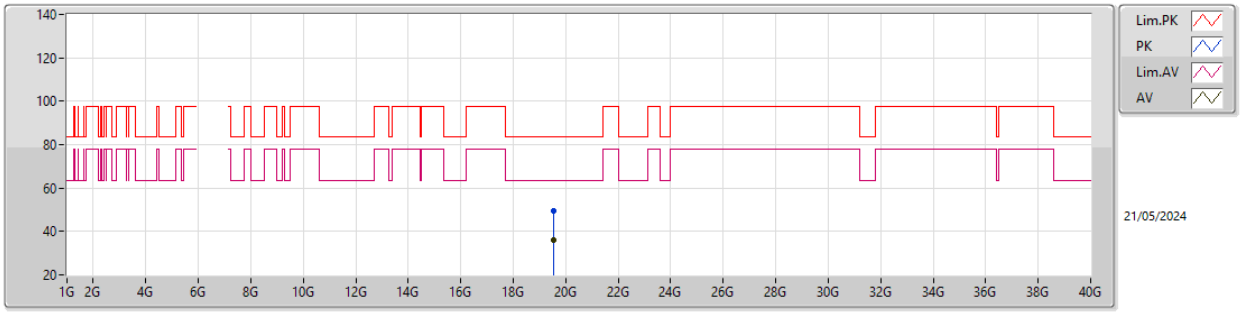

EUT Y_4TX
Setting 14
04-E-K-5

Type	Freq	Level	Limit	Margin	Raw	Dist	Condition	Azimuth	Height	Comment	AF	CL	PA
	(Hz)	(dBuV/m)	(dBuV/m)	(dB)	(dBuV)	(m)		(°)	(m)		(dB)	(dB)	(dB)
PK	19.54996G	49.35	83.54	-34.19	45.67	1	Horizontal	123	1.53	-	38.10	15.22	49.64
AV	19.54458G	36.22	63.54	-27.32	32.55	1	Horizontal	123	1.53	-	38.09	15.22	49.64

6.525-6.875GHz_802.11be EHT20-BF_Nss1,(MCS0)_4TX

6535MHz_TX

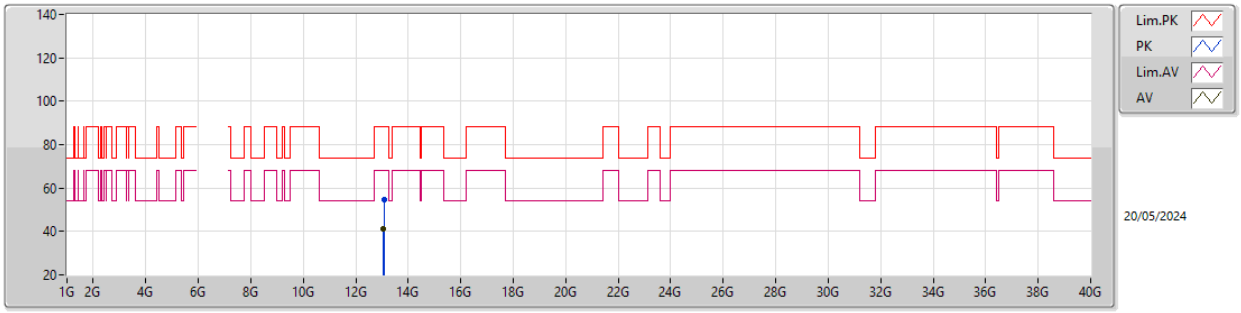

EUT Y_4TX
Setting 13
04-E-J-8

Type	Freq	Level	Limit	Margin	Raw	Dist	Condition	Azimuth	Height	Comment	AF	CL	PA
	(Hz)	(dBuV/m)	(dBuV/m)	(dB)	(dBuV)	(m)		(°)	(m)		(dB)	(dB)	(dB)
PK	13.06944G	54.91	88.20	-33.29	39.88	3	Vertical	83	2.22	-	39.44	10.14	34.55
RMS	13.06552G	41.46	68.20	-26.74	26.44	3	Vertical	83	2.22	-	39.43	10.14	34.55

6.525-6.875GHz_802.11be EHT20-BF_Nss1,(MCS0)_4TX

6535MHz_TX

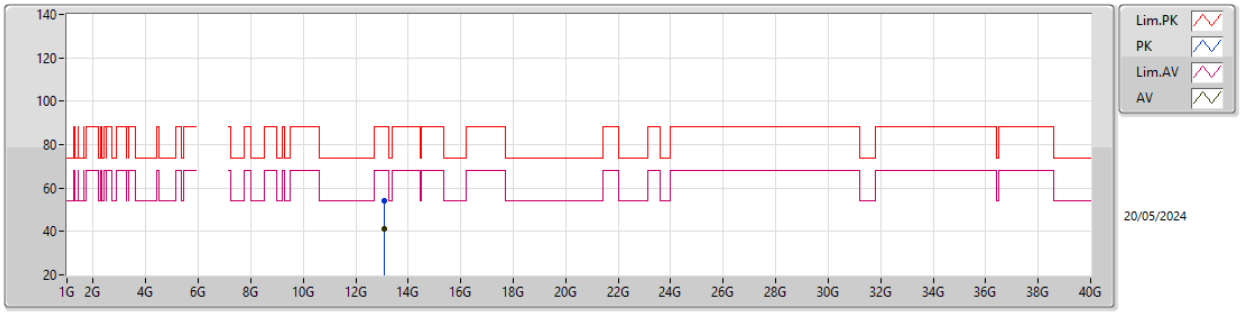

EUT Y_4TX
Setting 13
04-E-J-8

Type	Freq	Level	Limit	Margin	Raw	Dist	Condition	Azimuth	Height	Comment	AF	CL	PA
	(Hz)	(dBuV/m)	(dBuV/m)	(dB)	(dBuV)	(m)		(°)	(m)		(dB)	(dB)	(dB)
PK	13.07403G	54.34	88.20	-33.86	39.30	3	Horizontal	168	1.01	-	39.45	10.14	34.55
RMS	13.06939G	41.30	68.20	-26.90	26.27	3	Horizontal	168	1.01	-	39.44	10.14	34.55

6.525-6.875GHz_802.11be EHT20-BF_Nss1,(MCS0)_4TX

6535MHz_TX

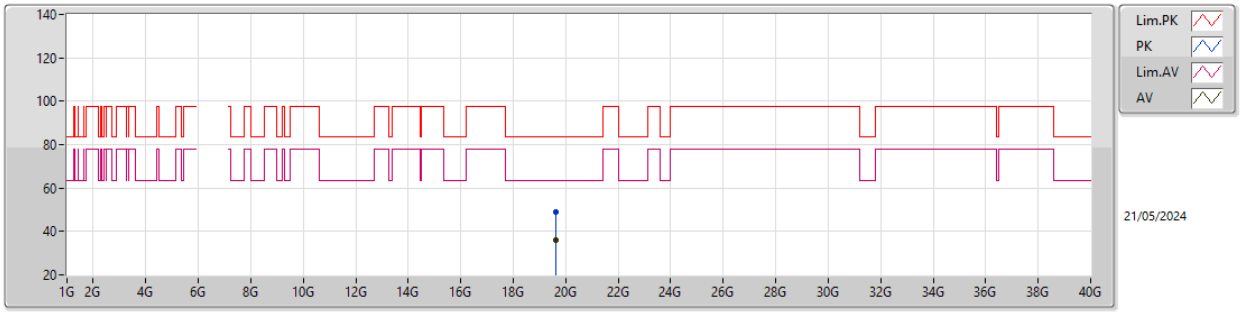

EUT Y_4TX
Setting 13
04-E-K-5

Type	Freq	Level	Limit	Margin	Raw	Dist	Condition	Azimuth	Height	Comment	AF	CL	PA
	(Hz)	(dBuV/m)	(dBuV/m)	(dB)	(dBuV)	(m)		(°)	(m)		(dB)	(dB)	(dB)
PK	19.60871G	48.79	83.54	-34.75	45.31	1	Vertical	163	1.51	-	37.85	15.22	49.59
AV	19.60776G	35.98	63.54	-27.56	32.50	1	Vertical	163	1.51	-	37.85	15.22	49.59

6.525-6.875GHz_802.11be EHT20-BF_Nss1,(MCS0)_4TX

6535MHz_TX

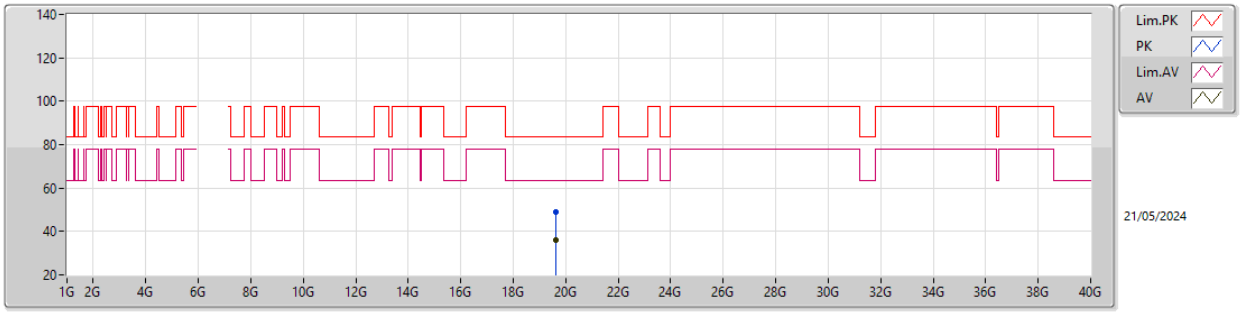

EUT Y_4TX
Setting 13
04-E-K-5

Type	Freq	Level	Limit	Margin	Raw	Dist	Condition	Azimuth	Height	Comment	AF	CL	PA
	(Hz)	(dBuV/m)	(dBuV/m)	(dB)	(dBuV)	(m)		(°)	(m)		(dB)	(dB)	(dB)
PK	19.60628G	48.90	83.54	-34.64	45.43	1	Horizontal	275	1.57	-	37.84	15.22	49.59
AV	19.60944G	35.92	63.54	-27.62	32.43	1	Horizontal	275	1.57	-	37.86	15.22	49.59

6.525-6.875GHz_802.11be EHT20-BF_Nss1,(MCS0)_4TX

6695MHz_TX

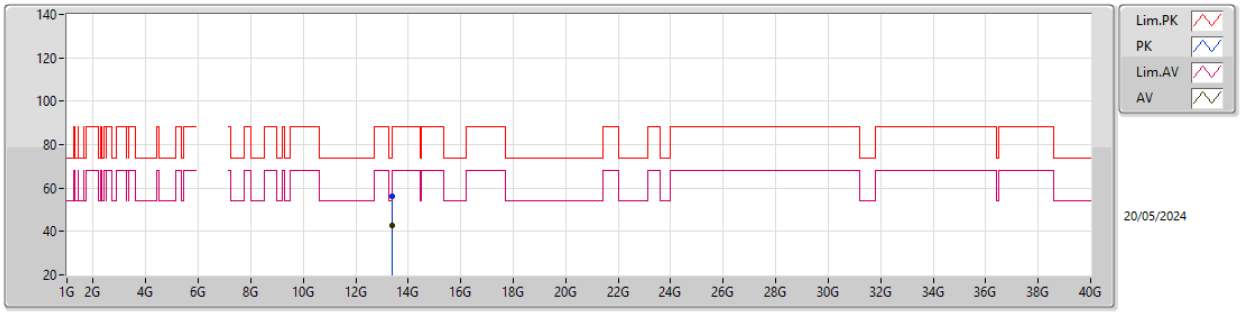

EUT Y_4TX
Setting 14
04-E-J-8

Type	Freq	Level	Limit	Margin	Raw	Dist	Condition	Azimuth	Height	Comment	AF	CL	PA
	(Hz)	(dBuV/m)	(dBuV/m)	(dB)	(dBuV)	(m)		(°)	(m)		(dB)	(dB)	(dB)
PK	13.39121G	56.15	74.00	-17.85	40.62	3	Vertical	333	2.54	-	40.00	10.27	34.74
AV	13.38546G	42.83	54.00	-11.17	27.30	3	Vertical	333	2.54	-	40.00	10.26	34.73

6.525-6.875GHz_802.11be EHT20-BF_Nss1,(MCS0)_4TX

6695MHz_TX

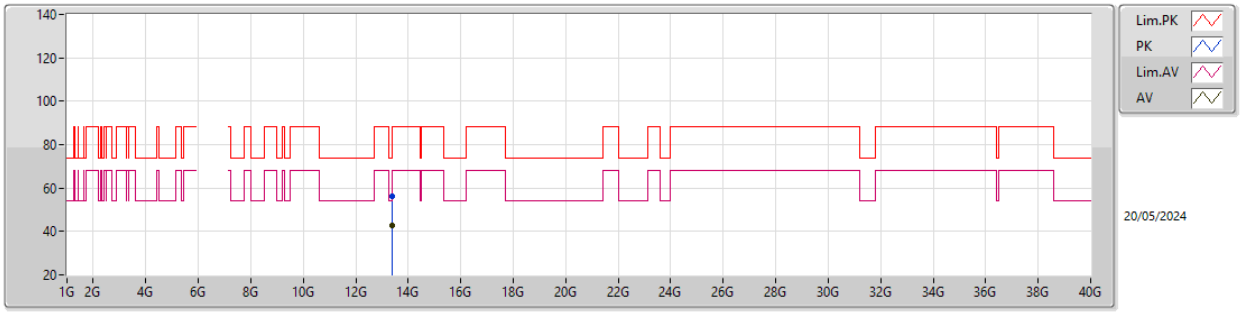

EUT Y_4TX
Setting 14
04-E-J-8

Type	Freq	Level	Limit	Margin	Raw	Dist	Condition	Azimuth	Height	Comment	AF	CL	PA
	(Hz)	(dBuV/m)	(dBuV/m)	(dB)	(dBuV)	(m)		(°)	(m)		(dB)	(dB)	(dB)
PK	13.38656G	55.99	74.00	-18.01	40.46	3	Horizontal	94	1.26	-	40.00	10.26	34.73
AV	13.38512G	42.92	54.00	-11.08	27.39	3	Horizontal	94	1.26	-	40.00	10.26	34.73

6.525-6.875GHz_802.11be EHT20-BF_Nss1,(MCS0)_4TX

6695MHz_TX

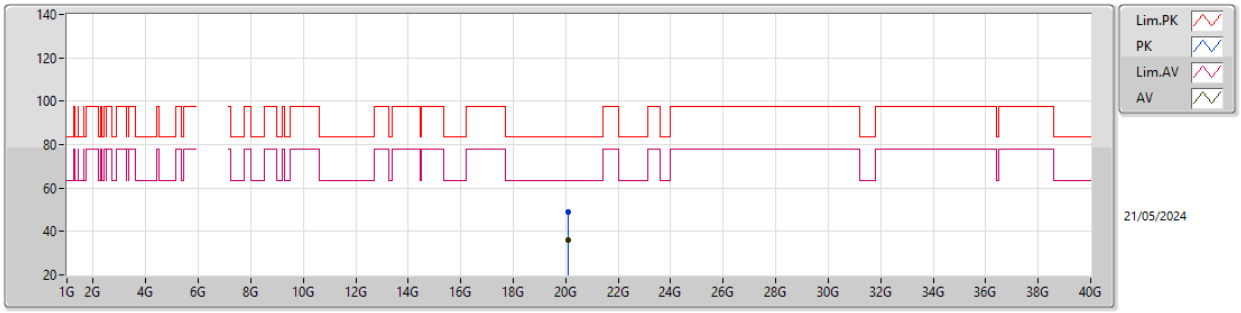

EUT Y_4TX
Setting 14
04-E-K-5

Type	Freq	Level	Limit	Margin	Raw	Dist	Condition	Azimuth	Height	Comment	AF	CL	PA
	(Hz)	(dBuV/m)	(dBuV/m)	(dB)	(dBuV)	(m)		(°)	(m)		(dB)	(dB)	(dB)
PK	20.08399G	48.96	83.54	-34.58	45.10	1	Vertical	46	1.52	-	37.84	15.27	49.25
AV	20.08778G	36.17	63.54	-27.37	32.30	1	Vertical	46	1.52	-	37.85	15.27	49.25

6.525-6.875GHz_802.11be EHT20-BF_Nss1,(MCS0)_4TX

6695MHz_TX

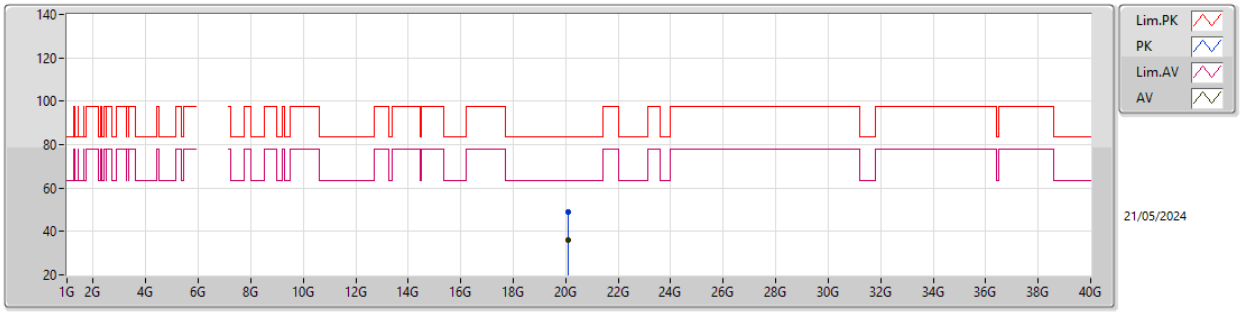

EUT Y_4TX
Setting 14
04-E-K-5

Type	Freq	Level	Limit	Margin	Raw	Dist	Condition	Azimuth	Height	Comment	AF	CL	PA
	(Hz)	(dBuV/m)	(dBuV/m)	(dB)	(dBuV)	(m)		(°)	(m)		(dB)	(dB)	(dB)
PK	20.08182G	49.10	83.54	-34.44	45.25	1	Horizontal	250	1.53	-	37.83	15.27	49.25
AV	20.08852G	36.18	63.54	-27.36	32.31	1	Horizontal	250	1.53	-	37.85	15.27	49.25

6.525-6.875GHz_802.11be EHT20-BF_Nss1,(MCS0)_4TX

6875MHz_TX

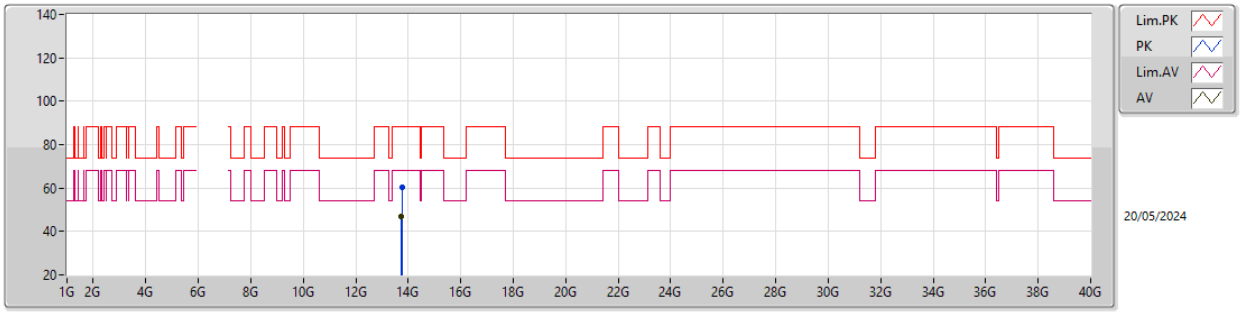

EUT Y_4TX
Setting 15
04-E-J-8

Type	Freq	Level	Limit	Margin	Raw	Dist	Condition	Azimuth	Height	Comment	AF	CL	PA
	(Hz)	(dBuV/m)	(dBuV/m)	(dB)	(dBuV)	(m)		(°)	(m)		(dB)	(dB)	(dB)
PK	13.75363G	60.38	88.20	-27.82	44.60	3	Vertical	234	1.99	-	40.40	10.41	35.03
RMS	13.74734G	46.78	68.20	-21.42	31.01	3	Vertical	234	1.99	-	40.39	10.40	35.02

6.525-6.875GHz_802.11be EHT20-BF_Nss1,(MCS0)_4TX

6875MHz_TX

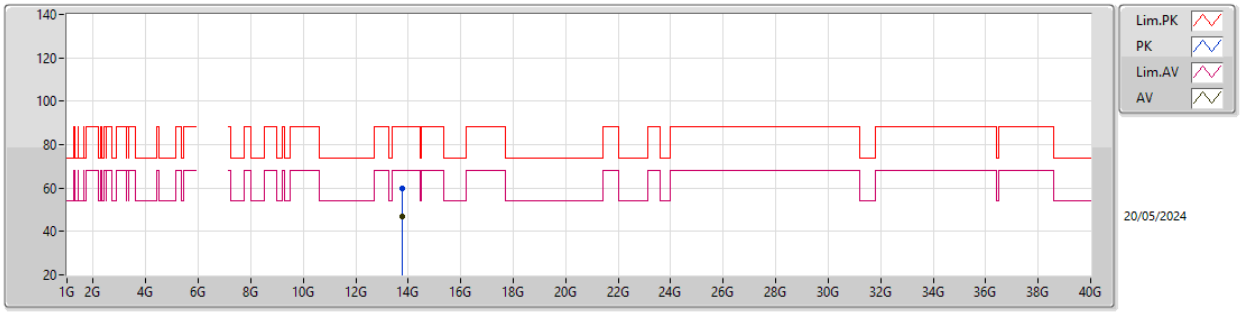

EUT Y_4TX
Setting 15
04-E-J-8

Type	Freq	Level	Limit	Margin	Raw	Dist	Condition	Azimuth	Height	Comment	AF	CL	PA
	(Hz)	(dBuV/m)	(dBuV/m)	(dB)	(dBuV)	(m)		(°)	(m)		(dB)	(dB)	(dB)
PK	13.75412G	59.77	88.20	-28.43	43.99	3	Horizontal	10	2.48	-	40.40	10.41	35.03
RMS	13.75481G	46.83	68.20	-21.37	31.05	3	Horizontal	10	2.48	-	40.40	10.41	35.03

6.525-6.875GHz_802.11be EHT20-BF_Nss1,(MCS0)_4TX

6875MHz_TX

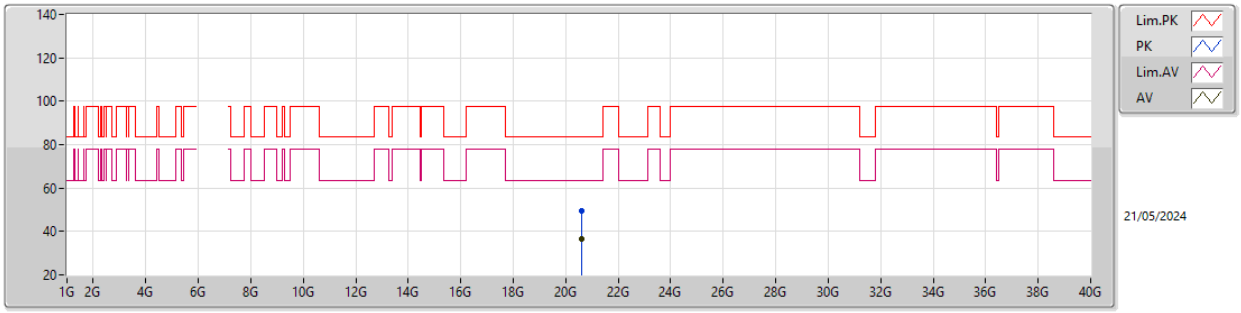

EUT Y_4TX
Setting 15
04-E-K-5

Type	Freq	Level	Limit	Margin	Raw	Dist	Condition	Azimuth	Height	Comment	AF	CL	PA
	(Hz)	(dBuV/m)	(dBuV/m)	(dB)	(dBuV)	(m)		(°)	(m)		(dB)	(dB)	(dB)
PK	20.6264G	49.27	83.54	-34.27	44.69	1	Vertical	288	1.53	-	37.95	15.70	49.07
AV	20.62789G	36.67	63.54	-26.87	32.10	1	Vertical	288	1.53	-	37.94	15.70	49.07

6.525-6.875GHz_802.11be EHT20-BF_Nss1,(MCS0)_4TX

6875MHz_TX

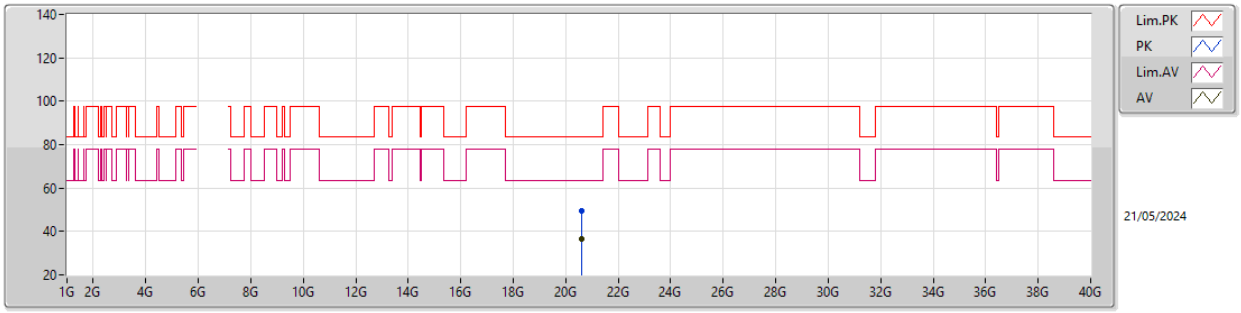

EUT Y_4TX
Setting 15
04-E-K-5

Type	Freq	Level	Limit	Margin	Raw	Dist	Condition	Azimuth	Height	Comment	AF	CL	PA
	(Hz)	(dBuV/m)	(dBuV/m)	(dB)	(dBuV)	(m)		(°)	(m)		(dB)	(dB)	(dB)
PK	20.62224G	49.44	83.54	-34.10	44.86	1	Horizontal	177	1.58	-	37.96	15.70	49.08
AV	20.62352G	36.77	63.54	-26.77	32.20	1	Horizontal	177	1.58	-	37.95	15.70	49.08

6.875-7.125GHz_802.11be EHT20-BF_Nss1,(MCS0)_4TX

6895MHz_TX

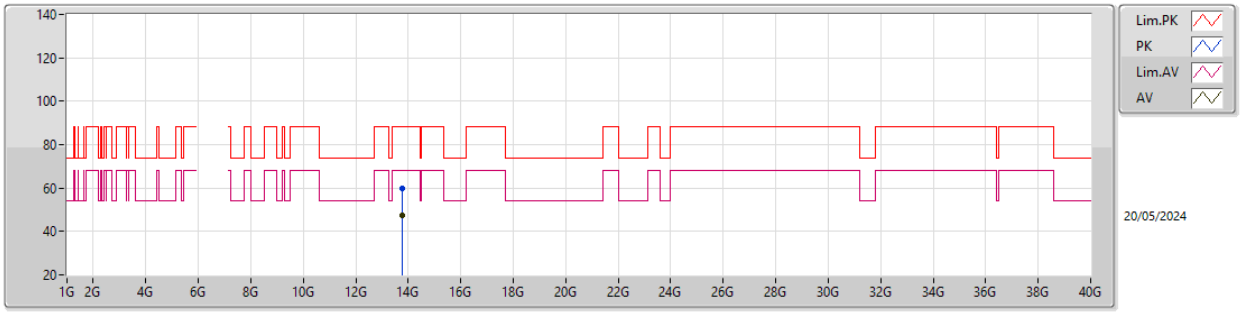

EUT Y_4TX
Setting 16
04-E-J-8

Type	Freq	Level	Limit	Margin	Raw	Dist	Condition	Azimuth	Height	Comment	AF	CL	PA
	(Hz)	(dBuV/m)	(dBuV/m)	(dB)	(dBuV)	(m)		(°)	(m)		(dB)	(dB)	(dB)
PK	13.79015G	59.89	88.20	-28.31	44.13	3	Vertical	16	1.74	-	40.40	10.42	35.06
RMS	13.78908G	47.16	68.20	-21.04	31.40	3	Vertical	16	1.74	-	40.40	10.42	35.06

6.875-7.125GHz_802.11be EHT20-BF_Nss1,(MCS0)_4TX

6895MHz_TX

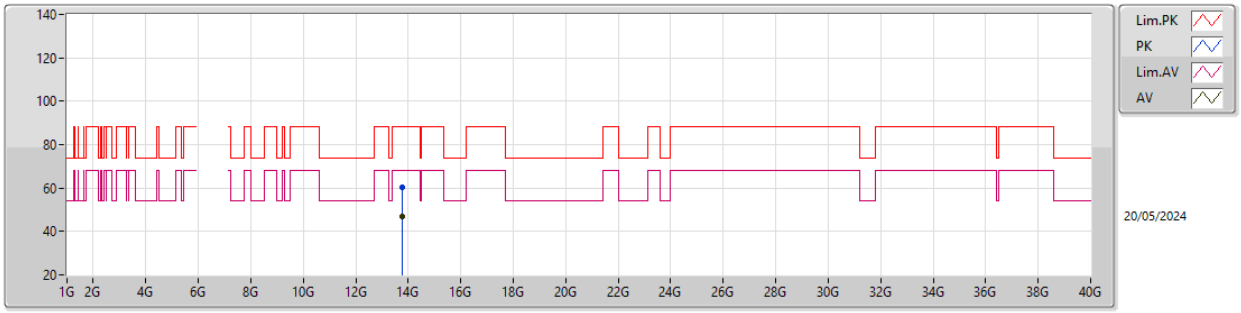

EUT Y_4TX
Setting 16
04-E-J-8

Type	Freq	Level	Limit	Margin	Raw	Dist	Condition	Azimuth	Height	Comment	AF	CL	PA
	(Hz)	(dBuV/m)	(dBuV/m)	(dB)	(dBuV)	(m)		(°)	(m)		(dB)	(dB)	(dB)
PK	13.7898G	60.35	88.20	-27.85	44.59	3	Horizontal	113	1.15	-	40.40	10.42	35.06
RMS	13.78984G	47.14	68.20	-21.06	31.38	3	Horizontal	113	1.15	-	40.40	10.42	35.06

6.875-7.125GHz_802.11be EHT20-BF_Nss1,(MCS0)_4TX

6895MHz_TX

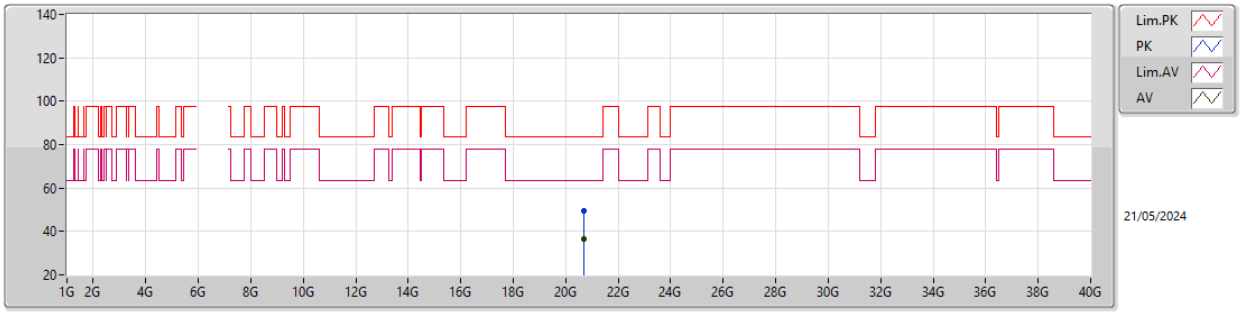

EUT Y_4TX
Setting 16
04-E-K-5

Type	Freq	Level	Limit	Margin	Raw	Dist	Condition	Azimuth	Height	Comment	AF	CL	PA
	(Hz)	(dBuV/m)	(dBuV/m)	(dB)	(dBuV)	(m)		(°)	(m)		(dB)	(dB)	(dB)
PK	20.6826G	49.73	83.54	-33.81	45.13	1	Vertical	112	1.58	-	37.90	15.75	49.05
AV	20.68289G	36.43	63.54	-27.11	31.82	1	Vertical	112	1.58	-	37.90	15.75	49.04

6.875-7.125GHz_802.11be EHT20-BF_Nss1,(MCS0)_4TX

6895MHz_TX

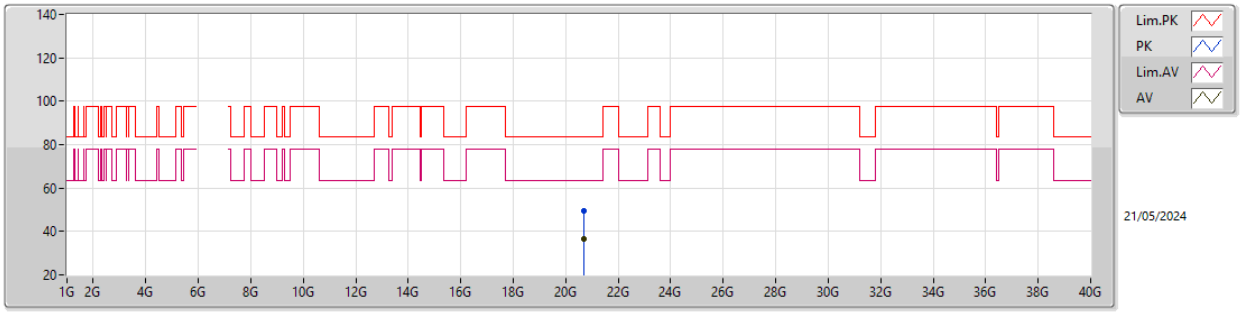

EUT Y_4TX
Setting 16
04-E-K-5

Type	Freq	Level	Limit	Margin	Raw	Dist	Condition	Azimuth	Height	Comment	AF	CL	PA
	(Hz)	(dBuV/m)	(dBuV/m)	(dB)	(dBuV)	(m)		(°)	(m)		(dB)	(dB)	(dB)
PK	20.68689G	49.36	83.54	-34.18	44.75	1	Horizontal	47	1.58	-	37.90	15.75	49.04
AV	20.6832G	36.51	63.54	-27.03	31.90	1	Horizontal	47	1.58	-	37.90	15.75	49.04

6.875-7.125GHz_802.11be EHT20-BF_Nss1,(MCS0)_4TX

6995MHz_TX

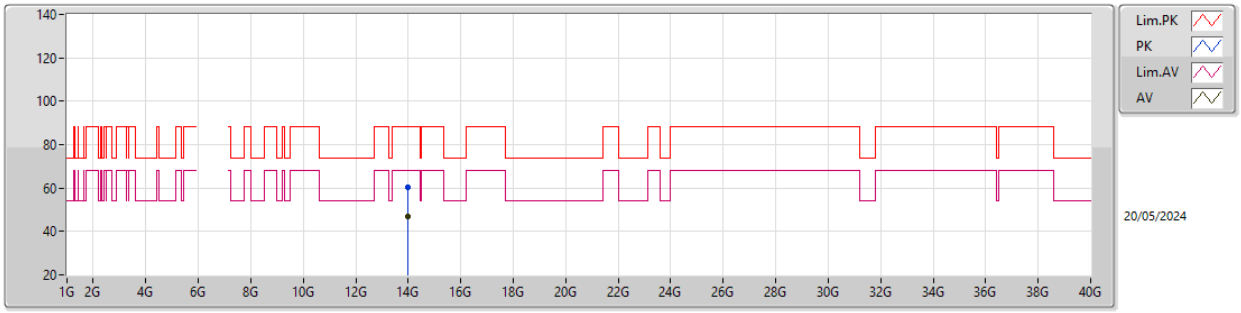

EUT Y_4TX
Setting 16
04-E-J-8

Type	Freq	Level	Limit	Margin	Raw	Dist	Condition	Azimuth	Height	Comment	AF	CL	PA
	(Hz)	(dBuV/m)	(dBuV/m)	(dB)	(dBuV)	(m)		(°)	(m)		(dB)	(dB)	(dB)
PK	13.98957G	60.46	88.20	-27.74	44.50	3	Vertical	272	1.09	-	40.70	10.50	35.24
RMS	13.98541G	46.89	68.20	-21.31	30.94	3	Vertical	272	1.09	-	40.70	10.49	35.24

6.875-7.125GHz_802.11be EHT20-BF_Nss1,(MCS0)_4TX

6995MHz_TX

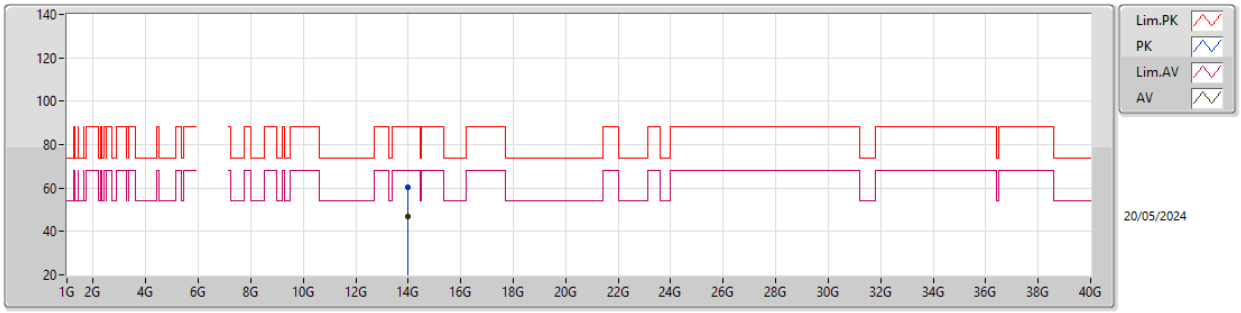

EUT Y_4TX
Setting 16
04-E-J-8

Type	Freq	Level	Limit	Margin	Raw	Dist	Condition	Azimuth	Height	Comment	AF	CL	PA
	(Hz)	(dBuV/m)	(dBuV/m)	(dB)	(dBuV)	(m)		(°)	(m)		(dB)	(dB)	(dB)
PK	13.98671G	60.23	88.20	-27.97	44.28	3	Horizontal	209	2.50	-	40.70	10.49	35.24
RMS	13.98655G	46.87	68.20	-21.33	30.92	3	Horizontal	209	2.50	-	40.70	10.49	35.24

6.875-7.125GHz_802.11be EHT20-BF_Nss1,(MCS0)_4TX

6995MHz_TX

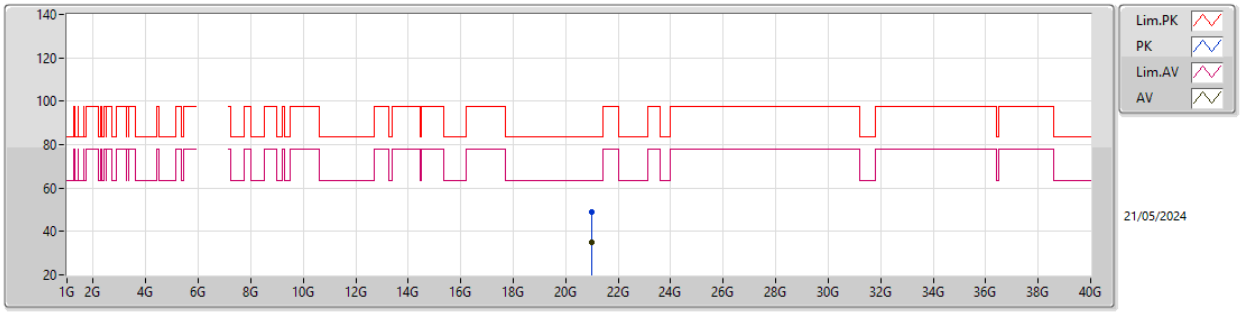

EUT Y_4TX
Setting 16
04-E-K-5

Type	Freq	Level	Limit	Margin	Raw	Dist	Condition	Azimuth	Height	Comment	AF	CL	PA
	(Hz)	(dBuV/m)	(dBuV/m)	(dB)	(dBuV)	(m)		(°)	(m)		(dB)	(dB)	(dB)
PK	20.98494G	48.84	83.54	-34.70	43.78	1	Vertical	9	1.57	-	37.96	15.99	48.89
AV	20.98815G	35.11	63.54	-28.43	30.06	1	Vertical	9	1.57	-	37.95	15.99	48.89

6.875-7.125GHz_802.11be EHT20-BF_Nss1,(MCS0)_4TX

6995MHz_TX

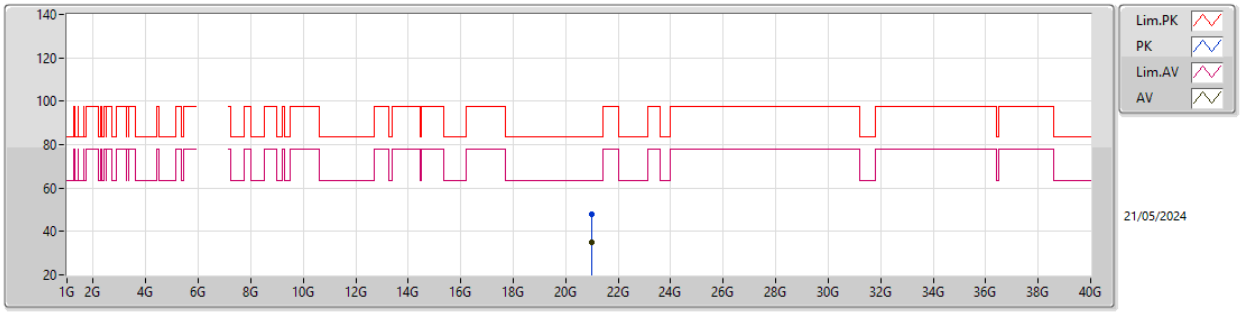

EUT Y_4TX
Setting 16
04-E-K-5

Type	Freq	Level	Limit	Margin	Raw	Dist	Condition	Azimuth	Height	Comment	AF	CL	PA
	(Hz)	(dBuV/m)	(dBuV/m)	(dB)	(dBuV)	(m)		(°)	(m)		(dB)	(dB)	(dB)
PK	20.98685G	47.77	83.54	-35.77	42.72	1	Horizontal	27	1.51	-	37.95	15.99	48.89
AV	20.98924G	34.98	63.54	-28.56	29.94	1	Horizontal	27	1.51	-	37.94	15.99	48.89

6.875-7.125GHz_802.11be EHT20-BF_Nss1,(MCS0)_4TX

7095MHz_TX

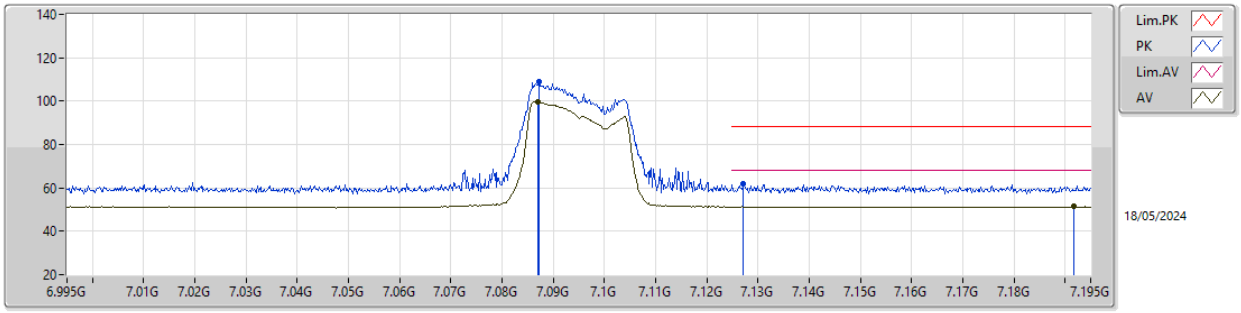

EUT Y_4TX
Setting 15
04-E-G-4-10

Type	Freq	Level	Limit	Margin	Raw	Dist	Condition	Azimuth	Height	Comment	AF	CL	PA
	(Hz)	(dBuV/m)	(dBuV/m)	(dB)	(dBuV)	(m)		(°)	(m)		(dB)	(dB)	(dB)
PK	7.0872G	108.92	Inf	-Inf	99.46	3	Vertical	71	1.80	-	36.43	7.03	34.00
RMS	7.087G	99.51	Inf	-Inf	90.05	3	Vertical	71	1.80	-	36.43	7.03	34.00
PK	7.1272G	61.72	88.20	-26.48	52.19	3	Vertical	71	1.80	-	36.51	7.04	34.02
RMS	7.1918G	51.36	68.20	-16.84	41.50	3	Vertical	71	1.80	-	36.85	7.06	34.05

6.875-7.125GHz_802.11be EHT20-BF_Nss1,(MCS0)_4TX

7095MHz_TX

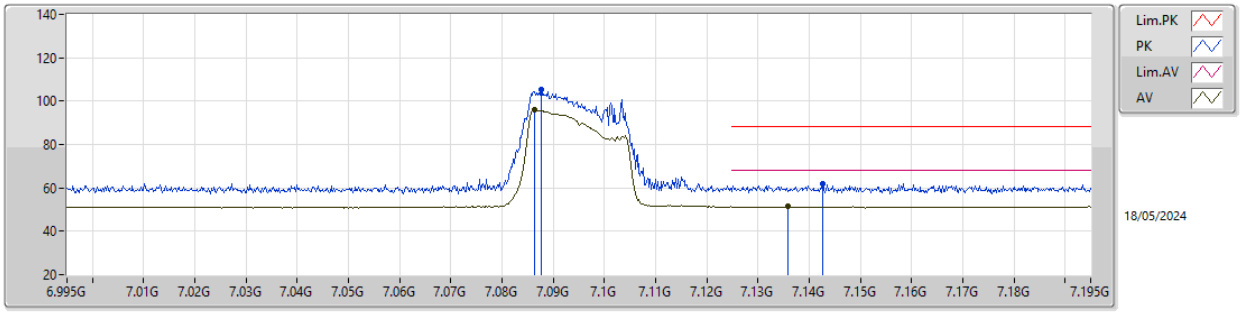

EUT Y_4TX
Setting 15
04-E-G-4-10

Type	Freq	Level	Limit	Margin	Raw	Dist	Condition	Azimuth	Height	Comment	AF	CL	PA
	(Hz)	(dBuV/m)	(dBuV/m)	(dB)	(dBuV)	(m)		(°)	(m)		(dB)	(dB)	(dB)
PK	7.0876G	105.38	Inf	-Inf	95.94	3	Horizontal	305	2.80	-	36.42	7.03	34.01
RMS	7.0864G	95.81	Inf	-Inf	86.35	3	Horizontal	305	2.80	-	36.43	7.03	34.00
PK	7.1426G	62.15	88.20	-26.05	52.57	3	Horizontal	305	2.80	-	36.57	7.04	34.03
RMS	7.1358G	51.34	68.20	-16.86	41.78	3	Horizontal	305	2.80	-	36.54	7.04	34.02

6.875-7.125GHz_802.11be EHT20-BF_Nss1,(MCS0)_4TX

7095MHz_TX

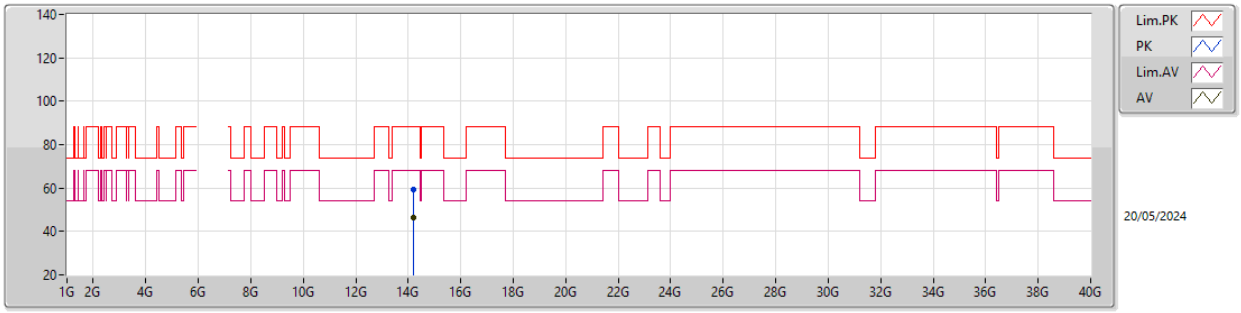

EUT Y_4TX
Setting 15
04-E-J-8

Type	Freq	Level	Limit	Margin	Raw	Dist	Condition	Azimuth	Height	Comment	AF	CL	PA
	(Hz)	(dBuV/m)	(dBuV/m)	(dB)	(dBuV)	(m)		(°)	(m)		(dB)	(dB)	(dB)
PK	14.19177G	59.55	88.20	-28.65	43.37	3	Vertical	68	2.12	-	40.70	10.59	35.11
RMS	14.19342G	46.21	68.20	-21.99	30.03	3	Vertical	68	2.12	-	40.70	10.59	35.11

6.875-7.125GHz_802.11be EHT20-BF_Nss1,(MCS0)_4TX

7095MHz_TX

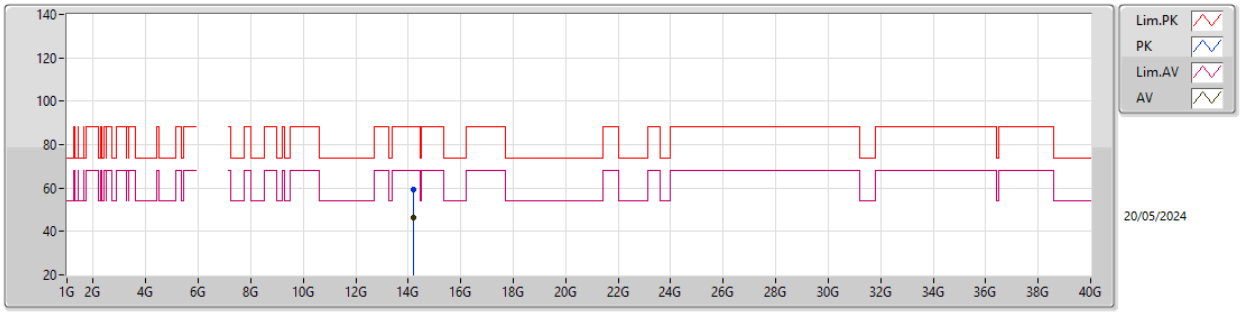

EUT Y_4TX
Setting 15
04-E-J-8

Type	Freq	Level	Limit	Margin	Raw	Dist	Condition	Azimuth	Height	Comment	AF	CL	PA
	(Hz)	(dBuV/m)	(dBuV/m)	(dB)	(dBuV)	(m)		(°)	(m)		(dB)	(dB)	(dB)
PK	14.19263G	59.18	88.20	-29.02	43.00	3	Horizontal	53	1.88	-	40.70	10.59	35.11
RMS	14.19407G	46.41	68.20	-21.79	30.23	3	Horizontal	53	1.88	-	40.70	10.59	35.11

6.875-7.125GHz_802.11be EHT20-BF_Nss1,(MCS0)_4TX

7095MHz_TX

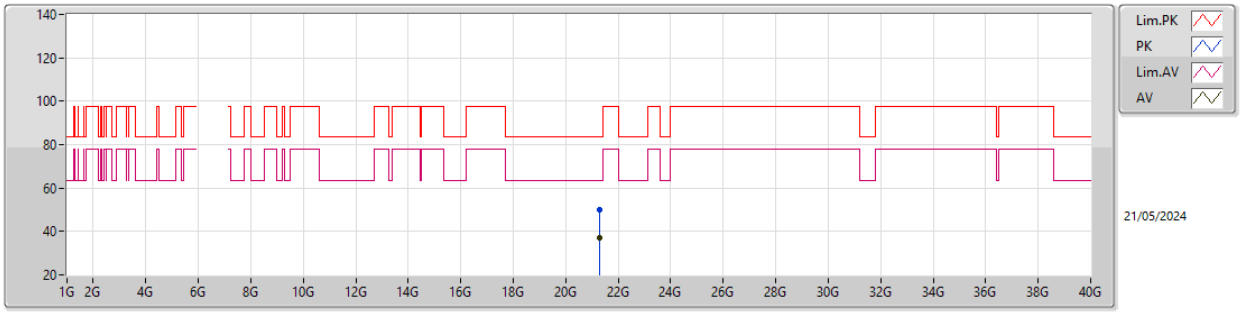

EUT Y_4TX
Setting 15
04-E-K-5

Type	Freq	Level	Limit	Margin	Raw	Dist	Condition	Azimuth	Height	Comment	AF	CL	PA
	(Hz)	(dBuV/m)	(dBuV/m)	(dB)	(dBuV)	(m)		(°)	(m)		(dB)	(dB)	(dB)
PK	21.28191G	49.84	83.54	-33.70	44.20	1	Vertical	290	1.53	-	38.26	16.23	48.85
AV	21.28314G	37.03	63.54	-26.51	31.38	1	Vertical	290	1.53	-	38.27	16.23	48.85

6.875-7.125GHz_802.11be EHT20-BF_Nss1,(MCS0)_4TX

7095MHz_TX

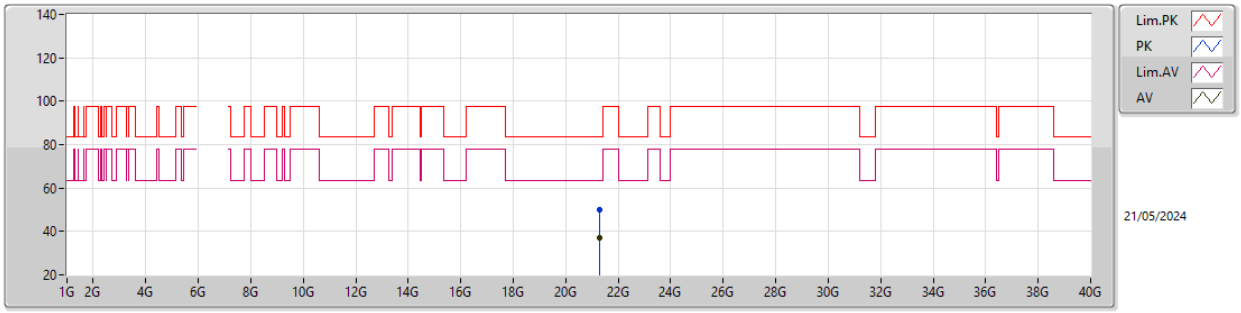

EUT Y_4TX
Setting 15
04-E-K-5

Type	Freq	Level	Limit	Margin	Raw	Dist	Condition	Azimuth	Height	Comment	AF	CL	PA
	(Hz)	(dBuV/m)	(dBuV/m)	(dB)	(dBuV)	(m)		(°)	(m)		(dB)	(dB)	(dB)
PK	21.28157G	49.86	83.54	-33.68	44.23	1	Horizontal	253	1.58	-	38.25	16.23	48.85
AV	21.28491G	36.90	63.54	-26.64	31.24	1	Horizontal	253	1.58	-	38.28	16.23	48.85

6.875-7.125GHz_802.11be EHT20-BF_Nss1,(MCS0)_4TX

7115MHz_TX

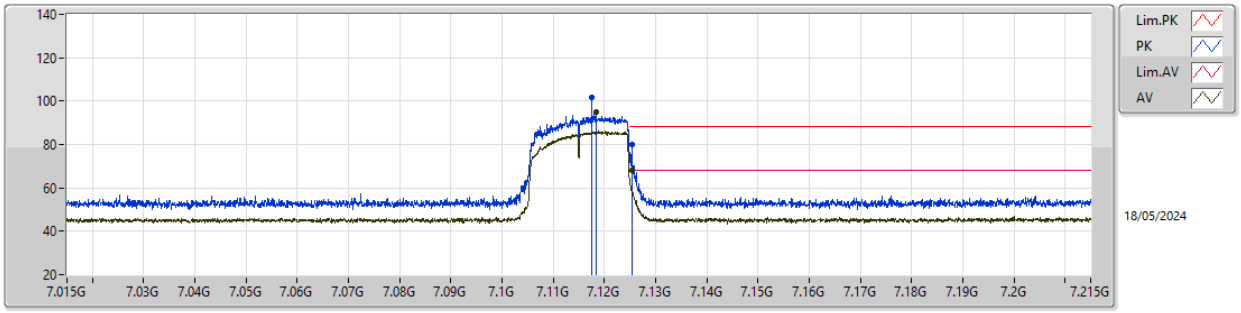

EUT Y_4TX
Setting 8
04-E-G-4-10

Type	Freq	Level	Limit	Margin	Raw	Dist	Condition	Azimuth	Height	Comment	AF	CL	PA
	(Hz)	(dBuV/m)	(dBuV/m)	(dB)	(dBuV)	(m)		(°)	(m)		(dB)	(dB)	(dB)
PK	7.1175G	101.64	Inf	-Inf	92.15	3	Vertical	54	1.80	25_BP 1MH	36.47	7.04	34.02
RMS	7.1185G	95.06	Inf	-Inf	85.57	3	Vertical	54	1.80	25_BP 1MH	36.47	7.04	34.02
PK	7.1255G	79.89	88.20	-8.31	70.37	3	Vertical	54	1.80	25_BP 1MH	36.50	7.04	34.02
RMS	7.1255G	67.98	68.20	-0.22	58.46	3	Vertical	54	1.80	25_BP 1MH	36.50	7.04	34.02

6.875-7.125GHz_802.11be EHT20-BF_Nss1,(MCS0)_4TX

7115MHz_TX

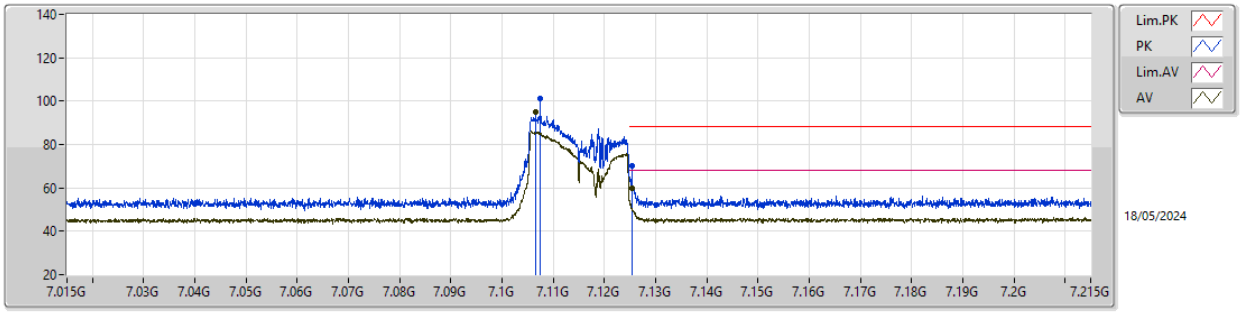

EUT Y_4TX
Setting 8
04-E-G-4-10

Type	Freq	Level	Limit	Margin	Raw	Dist	Condition	Azimuth	Height	Comment	AF	CL	PA
	(Hz)	(dBuV/m)	(dBuV/m)	(dB)	(dBuV)	(m)		(°)	(m)		(dB)	(dB)	(dB)
PK	7.1075G	101.08	Inf	-Inf	91.63	3	Horizontal	330	2.12	25_BP 1MH	36.43	7.03	34.01
RMS	7.1065G	94.96	Inf	-Inf	85.51	3	Horizontal	330	2.12	25_BP 1MH	36.43	7.03	34.01
PK	7.1255G	70.22	88.20	-17.98	60.70	3	Horizontal	330	2.12	25_BP 1MH	36.50	7.04	34.02
RMS	7.1255G	59.89	68.20	-8.31	50.37	3	Horizontal	330	2.12	25_BP 1MH	36.50	7.04	34.02

6.875-7.125GHz_802.11be EHT20-BF_Nss1,(MCS0)_4TX

7115MHz_TX

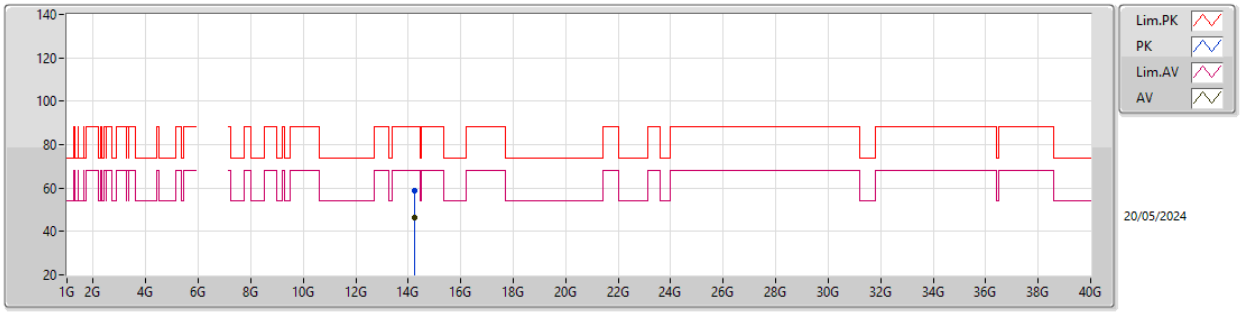

EUT Y_4TX
Setting 8
04-E-J-8

Type	Freq	Level	Limit	Margin	Raw	Dist	Condition	Azimuth	Height	Comment	AF	CL	PA
	(Hz)	(dBuV/m)	(dBuV/m)	(dB)	(dBuV)	(m)		(°)	(m)		(dB)	(dB)	(dB)
PK	14.23099G	58.98	88.20	-29.22	42.81	3	Vertical	49	1.21	-	40.64	10.61	35.08
RMS	14.23246G	46.22	68.20	-21.98	30.05	3	Vertical	49	1.21	-	40.64	10.61	35.08

6.875-7.125GHz_802.11be EHT20-BF_Nss1,(MCS0)_4TX

7115MHz_TX

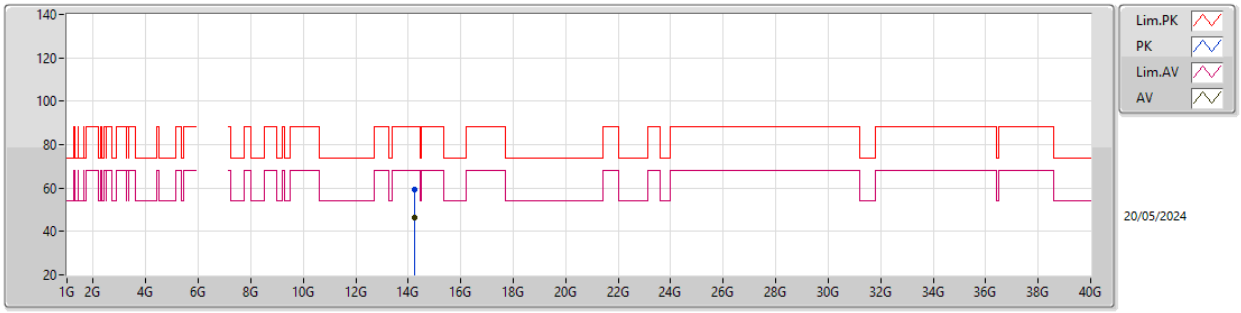

EUT Y_4TX
Setting 8
04-E-J-8

Type	Freq	Level	Limit	Margin	Raw	Dist	Condition	Azimuth	Height	Comment	AF	CL	PA
	(Hz)	(dBuV/m)	(dBuV/m)	(dB)	(dBuV)	(m)		(°)	(m)		(dB)	(dB)	(dB)
PK	14.23469G	59.14	88.20	-29.06	42.98	3	Horizontal	157	1.12	-	40.63	10.61	35.08
RMS	14.23197G	46.15	68.20	-22.05	29.98	3	Horizontal	157	1.12	-	40.64	10.61	35.08

6.875-7.125GHz_802.11be EHT20-BF_Nss1,(MCS0)_4TX

7115MHz_TX

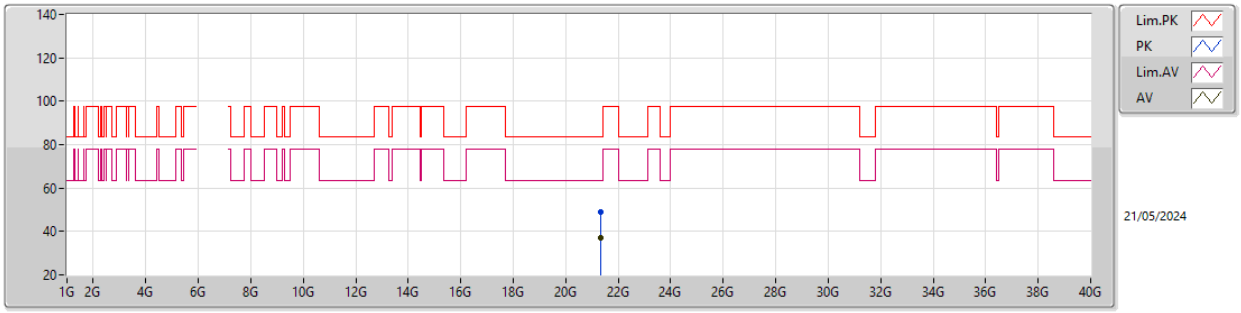

EUT Y_4TX
Setting 8
04-E-K-5

Type	Freq	Level	Limit	Margin	Raw	Dist	Condition	Azimuth	Height	Comment	AF	CL	PA
	(Hz)	(dBuV/m)	(dBuV/m)	(dB)	(dBuV)	(m)		(°)	(m)		(dB)	(dB)	(dB)
PK	21.34449G	49.05	83.54	-34.49	43.30	1	Vertical	50	1.52	-	38.31	16.28	48.84
AV	21.34729G	36.91	63.54	-26.63	31.16	1	Vertical	50	1.52	-	38.31	16.28	48.84

6.875-7.125GHz_802.11be EHT20-BF_Nss1,(MCS0)_4TX

7115MHz_TX

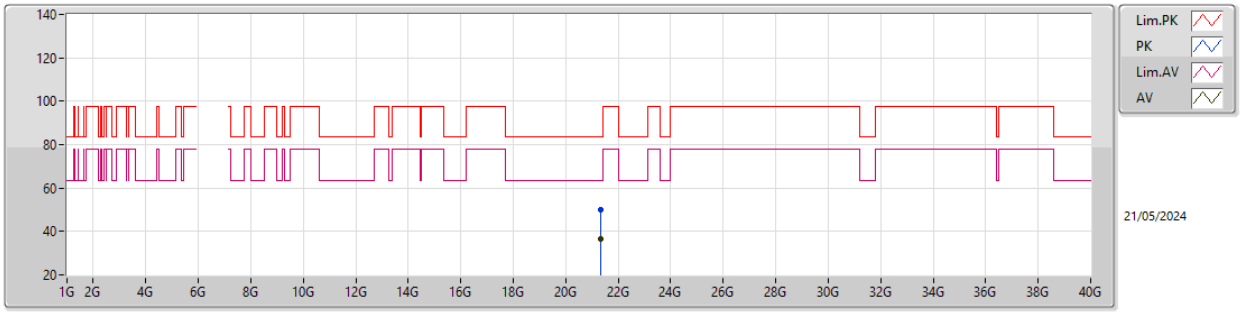

EUT Y_4TX
Setting 8
04-E-K-5

Type	Freq	Level	Limit	Margin	Raw	Dist	Condition	Azimuth	Height	Comment	AF	CL	PA
	(Hz)	(dBuV/m)	(dBuV/m)	(dB)	(dBuV)	(m)		(°)	(m)		(dB)	(dB)	(dB)
PK	21.34795G	50.01	83.54	-33.53	44.27	1	Horizontal	122	1.56	-	38.30	16.28	48.84
AV	21.34968G	36.72	63.54	-26.82	30.98	1	Horizontal	122	1.56	-	38.30	16.28	48.84

5.925-6.425GHz_802.11be EHT40-BF_Nss1,(MCS0)_4TX

5965MHz_TX

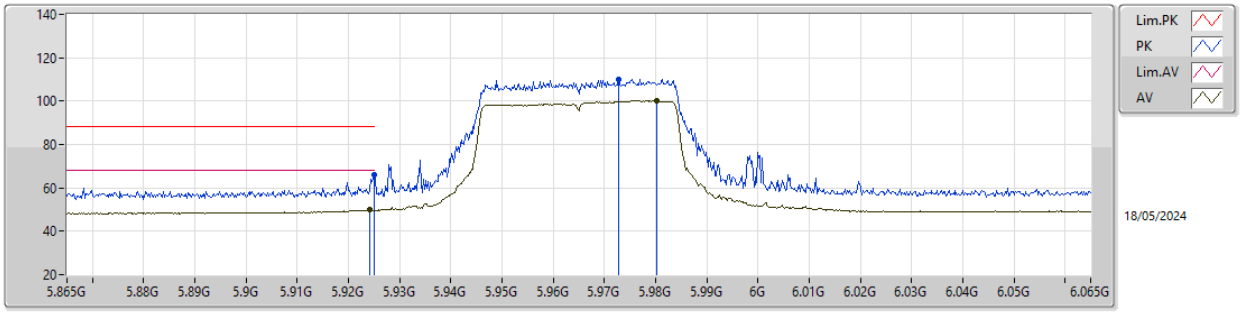

EUT Y_4TX
Setting 19
04-E-G-4-10

Type	Freq	Level	Limit	Margin	Raw	Dist	Condition	Azimuth	Height	Comment	AF	CL	PA
	(Hz)	(dBuV/m)	(dBuV/m)	(dB)	(dBuV)	(m)		(°)	(m)		(dB)	(dB)	(dB)
PK	5.925G	65.80	88.20	-22.40	58.15	3	Vertical	313	1.65	-	34.85	6.31	33.51
RMS	5.9242G	50.19	68.20	-18.01	42.54	3	Vertical	313	1.65	-	34.85	6.31	33.51
PK	5.9728G	110.24	Inf	-Inf	102.40	3	Vertical	313	1.65	-	35.00	6.36	33.52
RMS	5.9802G	100.21	Inf	-Inf	92.37	3	Vertical	313	1.65	-	35.00	6.36	33.52

5.925-6.425GHz_802.11be EHT40-BF_Nss1,(MCS0)_4TX

5965MHz_TX

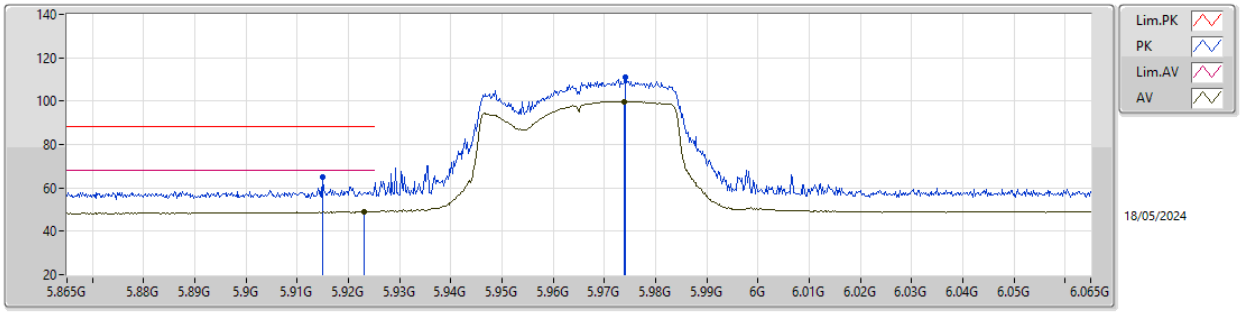

EUT Y_4TX
Setting 19
04-E-G-4-10

Type	Freq	Level	Limit	Margin	Raw	Dist	Condition	Azimuth	Height	Comment	AF	CL	PA
	(Hz)	(dBuV/m)	(dBuV/m)	(dB)	(dBuV)	(m)		(°)	(m)		(dB)	(dB)	(dB)
PK	5.915G	64.89	88.20	-23.31	57.31	3	Horizontal	66	1.34	-	34.79	6.30	33.51
RMS	5.923G	48.99	68.20	-19.21	41.35	3	Horizontal	66	1.34	-	34.84	6.31	33.51
PK	5.974G	111.06	Inf	-Inf	103.22	3	Horizontal	66	1.34	-	35.00	6.36	33.52
RMS	5.9738G	99.91	Inf	-Inf	92.07	3	Horizontal	66	1.34	-	35.00	6.36	33.52

5.925-6.425GHz_802.11be EHT40-BF_Nss1,(MCS0)_4TX

5965MHz_TX

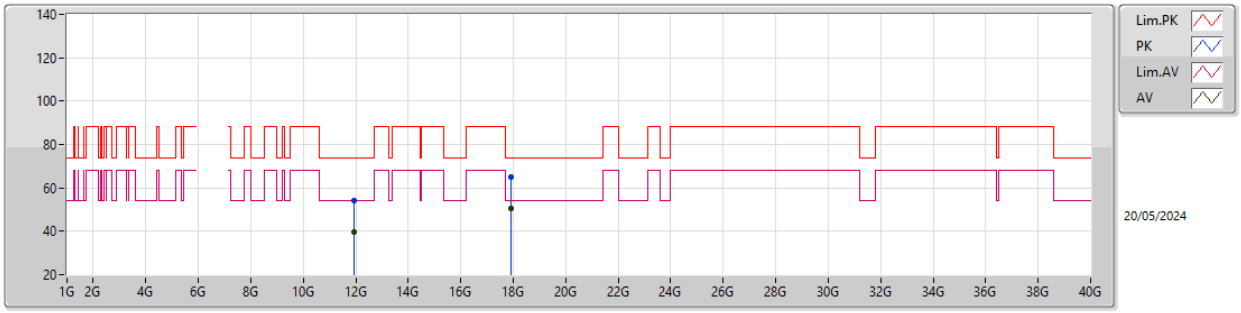

EUT Y_4TX
Setting 19
04-E-J-8

Type	Freq	Level	Limit	Margin	Raw	Dist	Condition	Azimuth	Height	Comment	AF	CL	PA
	(Hz)	(dBuV/m)	(dBuV/m)	(dB)	(dBuV)	(m)		(°)	(m)		(dB)	(dB)	(dB)
PK	11.93226G	54.27	74.00	-19.73	40.53	3	Vertical	336	2.17	-	38.60	9.70	34.56
AV	11.93148G	39.91	54.00	-14.09	26.17	3	Vertical	336	2.17	-	38.60	9.70	34.56
PK	17.89816G	64.96	74.00	-9.04	45.72	3	Vertical	79	2.52	-	41.50	12.98	35.24
AV	17.89599G	50.57	54.00	-3.43	31.34	3	Vertical	79	2.52	-	41.49	12.98	35.24

5.925-6.425GHz_802.11be EHT40-BF_Nss1,(MCS0)_4TX

5965MHz_TX

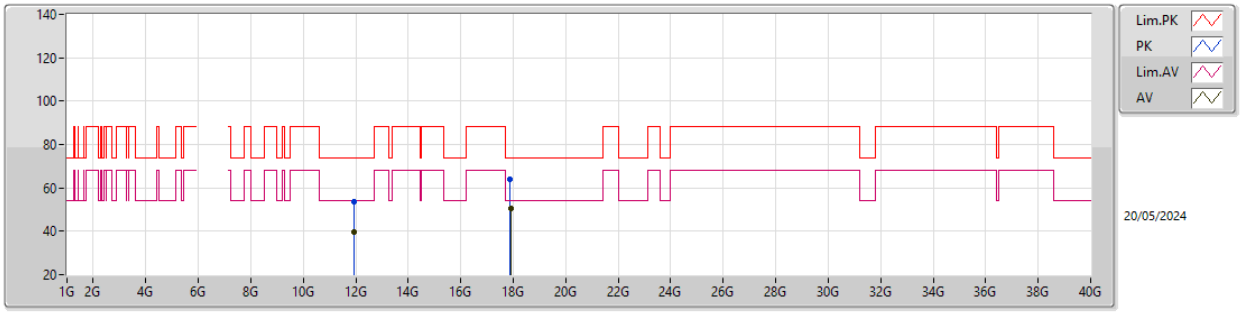

EUT Y_4TX
Setting 19
04-E-J-8

Type	Freq	Level	Limit	Margin	Raw	Dist	Condition	Azimuth	Height	Comment	AF	CL	PA
	(Hz)	(dBuV/m)	(dBuV/m)	(dB)	(dBuV)	(m)		(°)	(m)		(dB)	(dB)	(dB)
PK	11.93028G	53.78	74.00	-20.22	40.05	3	Horizontal	94	2.61	-	38.60	9.69	34.56
AV	11.93039G	39.87	54.00	-14.13	26.14	3	Horizontal	94	2.61	-	38.60	9.69	34.56
PK	17.89107G	64.14	74.00	-9.86	44.93	3	Horizontal	158	2.41	-	41.48	12.97	35.24
AV	17.89995G	50.61	54.00	-3.39	31.37	3	Horizontal	158	2.41	-	41.50	12.98	35.24

5.925-6.425GHz_802.11be EHT40-BF_Nss1,(MCS0)_4TX

5965MHz_TX

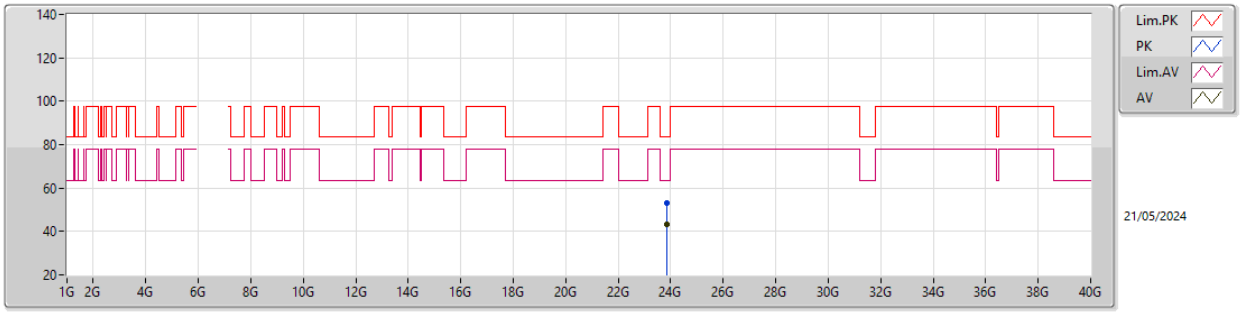

EUT Y_4TX
Setting 19
04-E-K-5

Type	Freq	Level	Limit	Margin	Raw	Dist	Condition	Azimuth	Height	Comment	AF	CL	PA
	(Hz)	(dBuV/m)	(dBuV/m)	(dB)	(dBuV)	(m)		(°)	(m)		(dB)	(dB)	(dB)
PK	23.86G	53.34	83.54	-30.20	44.34	1	Vertical	4	1.50	-	38.80	17.36	47.16
AV	23.85992G	43.04	63.54	-20.50	34.04	1	Vertical	4	1.50	-	38.80	17.36	47.16

5.925-6.425GHz_802.11be EHT40-BF_Nss1,(MCS0)_4TX

5965MHz_TX

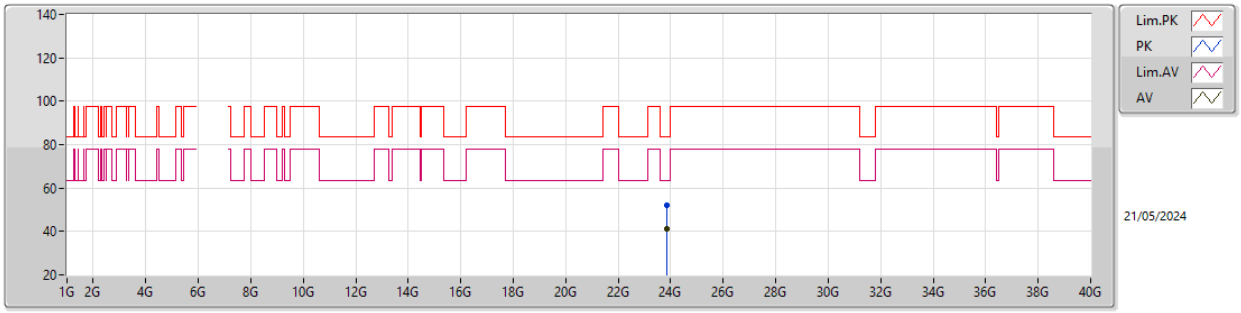

EUT Y_4TX
Setting 19
04-E-K-5

Type	Freq	Level	Limit	Margin	Raw	Dist	Condition	Azimuth	Height	Comment	AF	CL	PA
	(Hz)	(dBuV/m)	(dBuV/m)	(dB)	(dBuV)	(m)		(°)	(m)		(dB)	(dB)	(dB)
PK	23.86005G	52.01	83.54	-31.53	43.01	1	Horizontal	65	1.50	-	38.80	17.36	47.16
AV	23.86031G	41.04	63.54	-22.50	32.04	1	Horizontal	65	1.50	-	38.80	17.36	47.16

5.925-6.425GHz_802.11be EHT40-BF_Nss1,(MCS0)_4TX

6205MHz_TX

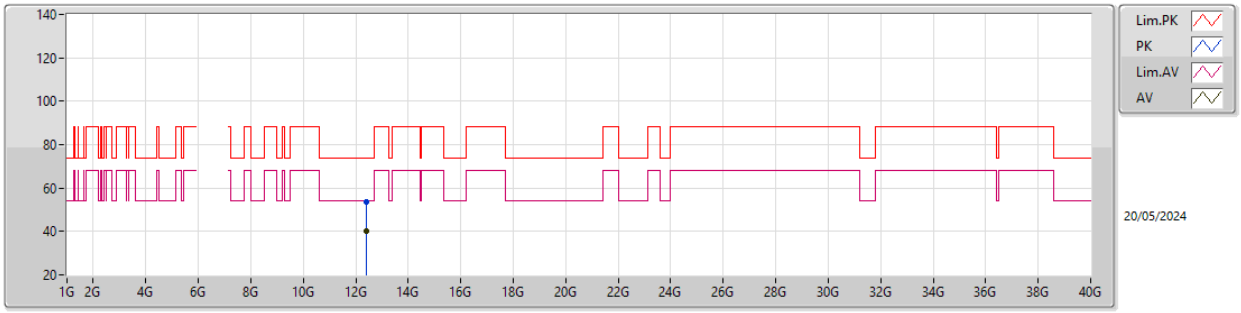

EUT Y_4TX
Setting 18
04-E-J-8

Type	Freq	Level	Limit	Margin	Raw	Dist	Condition	Azimuth	Height	Comment	AF	CL	PA
	(Hz)	(dBuV/m)	(dBuV/m)	(dB)	(dBuV)	(m)		(°)	(m)		(dB)	(dB)	(dB)
PK	12.41202G	53.62	74.00	-20.38	39.76	3	Vertical	351	1.33	-	38.50	9.89	34.53
AV	12.40621G	40.30	54.00	-13.70	26.44	3	Vertical	351	1.33	-	38.50	9.89	34.53

5.925-6.425GHz_802.11be EHT40-BF_Nss1,(MCS0)_4TX

6205MHz_TX

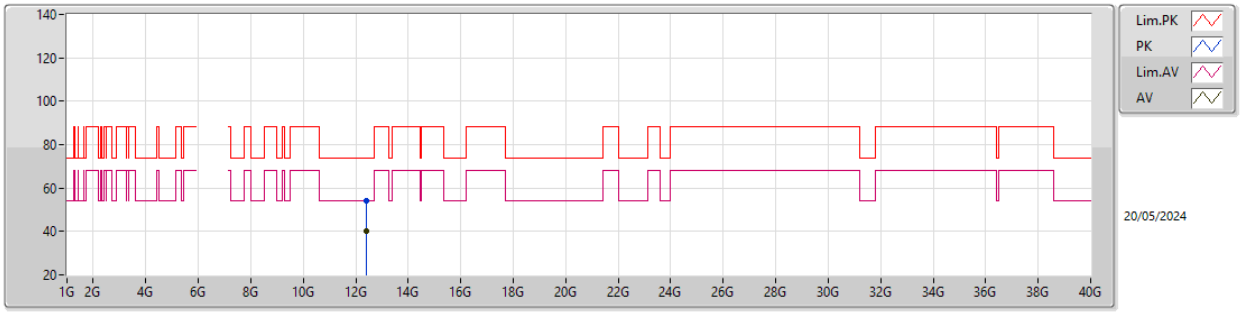

EUT Y_4TX
Setting 18
04-E-J-8

Type	Freq	Level	Limit	Margin	Raw	Dist	Condition	Azimuth	Height	Comment	AF	CL	PA
	(Hz)	(dBuV/m)	(dBuV/m)	(dB)	(dBuV)	(m)		(°)	(m)		(dB)	(dB)	(dB)
PK	12.40984G	54.03	74.00	-19.97	40.17	3	Horizontal	87	2.20	-	38.50	9.89	34.53
AV	12.41227G	40.33	54.00	-13.67	26.47	3	Horizontal	87	2.20	-	38.50	9.89	34.53

5.925-6.425GHz_802.11be EHT40-BF_Nss1,(MCS0)_4TX

6205MHz_TX

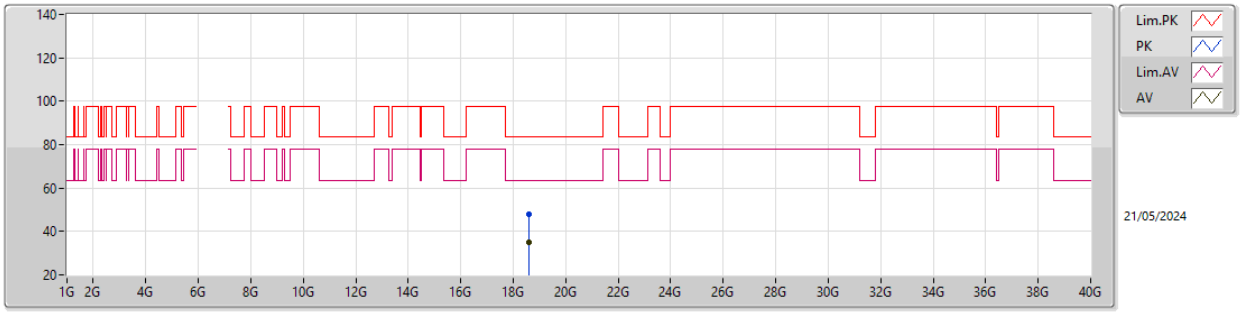

EUT Y_4TX
Setting 18
04-E-K-5

Type	Freq	Level	Limit	Margin	Raw	Dist	Condition	Azimuth	Height	Comment	AF	CL	PA
	(Hz)	(dBuV/m)	(dBuV/m)	(dB)	(dBuV)	(m)		(°)	(m)		(dB)	(dB)	(dB)
PK	18.61816G	47.96	83.54	-35.58	44.55	1	Vertical	303	1.53	-	37.74	15.27	49.60
AV	18.61766G	34.95	63.54	-28.59	31.54	1	Vertical	303	1.53	-	37.74	15.27	49.60

5.925-6.425GHz_802.11be EHT40-BF_Nss1,(MCS0)_4TX

6205MHz_TX

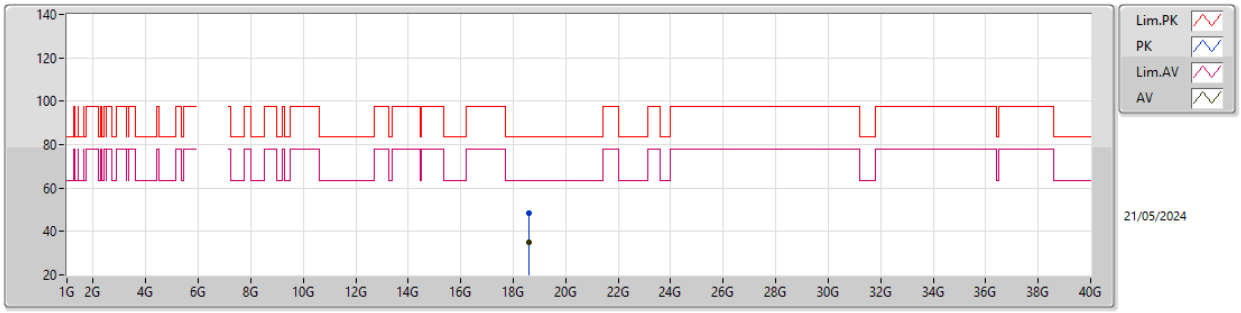

EUT Y_4TX
Setting 18
04-E-K-5

Type	Freq	Level	Limit	Margin	Raw	Dist	Condition	Azimuth	Height	Comment	AF	CL	PA
	(Hz)	(dBuV/m)	(dBuV/m)	(dB)	(dBuV)	(m)		(°)	(m)		(dB)	(dB)	(dB)
PK	18.61216G	48.20	83.54	-35.34	44.81	1	Horizontal	255	1.58	-	37.72	15.27	49.60
AV	18.61146G	34.96	63.54	-28.58	31.57	1	Horizontal	255	1.58	-	37.72	15.27	49.60

5.925-6.425GHz_802.11be EHT40-BF_Nss1,(MCS0)_4TX

6405MHz_TX

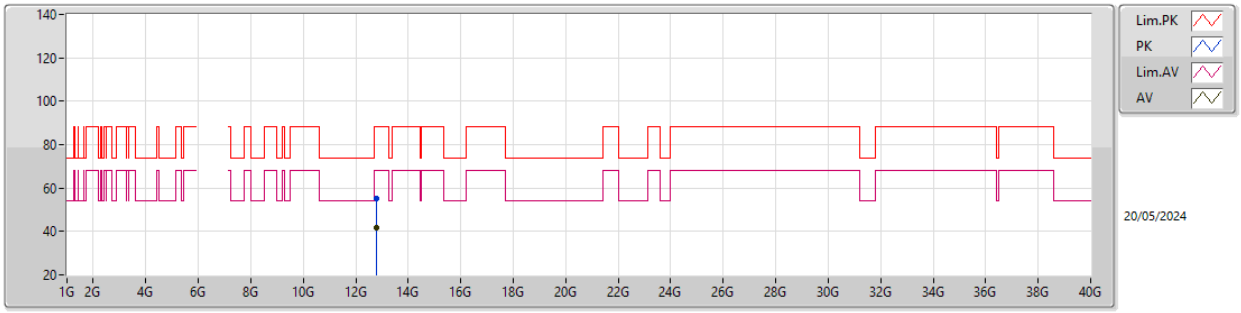

EUT Y_4TX
Setting 19
04-E-J-8

Type	Freq	Level	Limit	Margin	Raw	Dist	Condition	Azimuth	Height	Comment	AF	CL	PA
	(Hz)	(dBuV/m)	(dBuV/m)	(dB)	(dBuV)	(m)		(°)	(m)		(dB)	(dB)	(dB)
PK	12.80969G	55.37	88.20	-32.83	40.81	3	Vertical	97	2.78	-	39.04	10.04	34.52
RMS	12.80896G	41.59	68.20	-26.61	27.03	3	Vertical	97	2.78	-	39.04	10.04	34.52

5.925-6.425GHz_802.11be EHT40-BF_Nss1,(MCS0)_4TX

6405MHz_TX

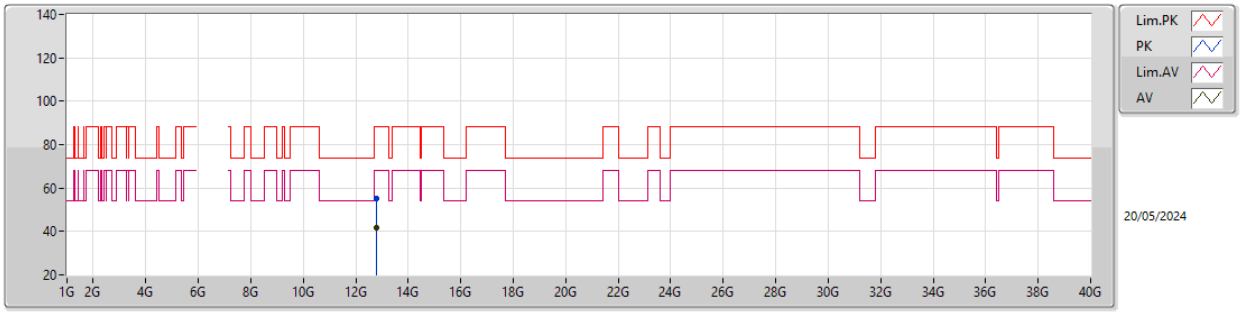

EUT Y_4TX
Setting 19
04-E-J-8

Type	Freq	Level	Limit	Margin	Raw	Dist	Condition	Azimuth	Height	Comment	AF	CL	PA
	(Hz)	(dBuV/m)	(dBuV/m)	(dB)	(dBuV)	(m)		(°)	(m)		(dB)	(dB)	(dB)
PK	12.81006G	55.07	88.20	-33.13	40.51	3	Horizontal	36	2.38	-	39.04	10.04	34.52
RMS	12.80628G	41.69	68.20	-26.51	27.14	3	Horizontal	36	2.38	-	39.03	10.04	34.52

5.925-6.425GHz_802.11be EHT40-BF_Nss1,(MCS0)_4TX

6405MHz_TX

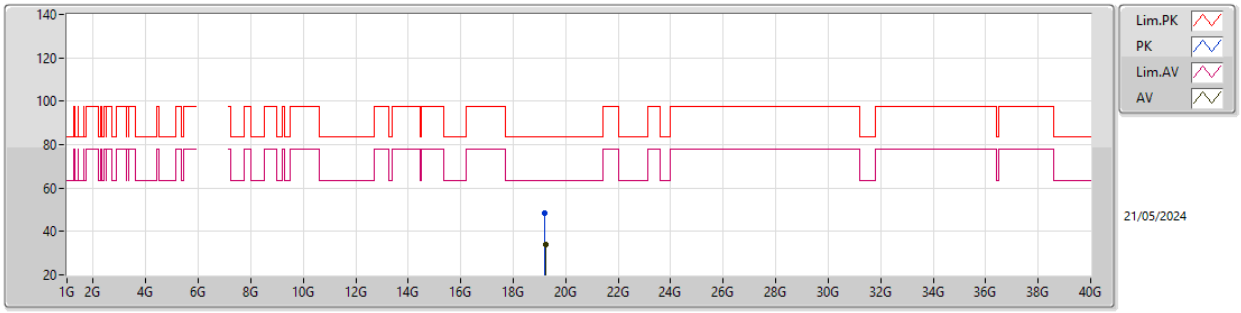

EUT Y_4TX
Setting 19
04-E-K-5

Type	Freq	Level	Limit	Margin	Raw	Dist	Condition	Azimuth	Height	Comment	AF	CL	PA
	(Hz)	(dBuV/m)	(dBuV/m)	(dB)	(dBuV)	(m)		(°)	(m)		(dB)	(dB)	(dB)
PK	19.21363G	48.35	83.54	-35.19	44.63	1	Vertical	73	1.51	-	37.97	15.24	49.49
AV	19.21929G	34.01	63.54	-29.53	30.30	1	Vertical	73	1.51	-	37.96	15.24	49.49

5.925-6.425GHz_802.11be EHT40-BF_Nss1,(MCS0)_4TX

6405MHz_TX

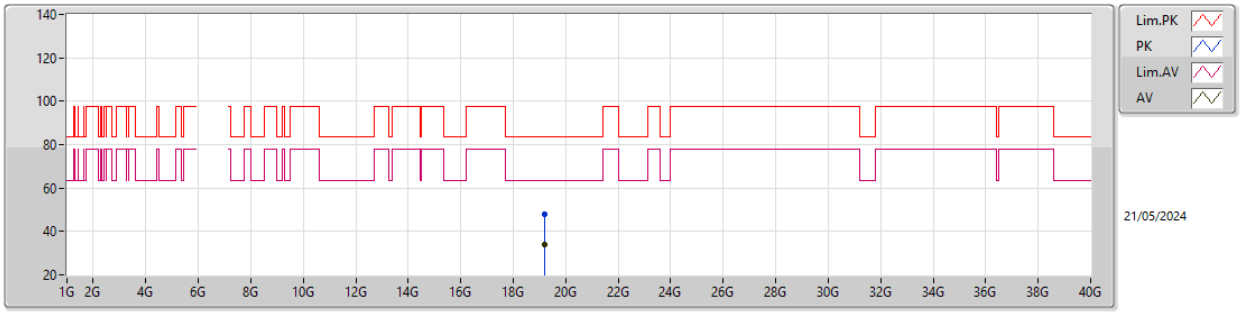

EUT Y_4TX
Setting 19
04-E-K-5

Type	Freq	Level	Limit	Margin	Raw	Dist	Condition	Azimuth	Height	Comment	AF	CL	PA
	(Hz)	(dBuV/m)	(dBuV/m)	(dB)	(dBuV)	(m)		(°)	(m)		(dB)	(dB)	(dB)
PK	19.21731G	48.05	83.54	-35.49	44.33	1	Horizontal	119	1.50	-	37.97	15.24	49.49
AV	19.21734G	34.04	63.54	-29.50	30.32	1	Horizontal	119	1.50	-	37.97	15.24	49.49

6.425-6.525GHz_802.11be EHT40-BF_Nss1,(MCS0)_4TX

6445MHz_TX

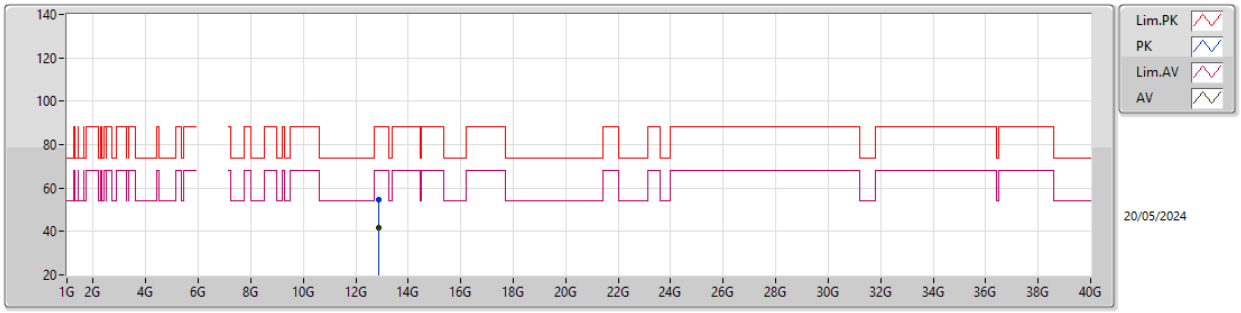

EUT Y_4TX
Setting 20
04-E-J-8

Type	Freq	Level	Limit	Margin	Raw	Dist	Condition	Azimuth	Height	Comment	AF	CL	PA
	(Hz)	(dBuV/m)	(dBuV/m)	(dB)	(dBuV)	(m)		(°)	(m)		(dB)	(dB)	(dB)
PK	12.88517G	54.69	88.20	-33.51	39.93	3	Vertical	226	1.67	-	39.20	10.07	34.51
RMS	12.89022G	41.58	68.20	-26.62	26.82	3	Vertical	226	1.67	-	39.20	10.07	34.51

6.425-6.525GHz_802.11be EHT40-BF_Nss1,(MCS0)_4TX

6445MHz_TX

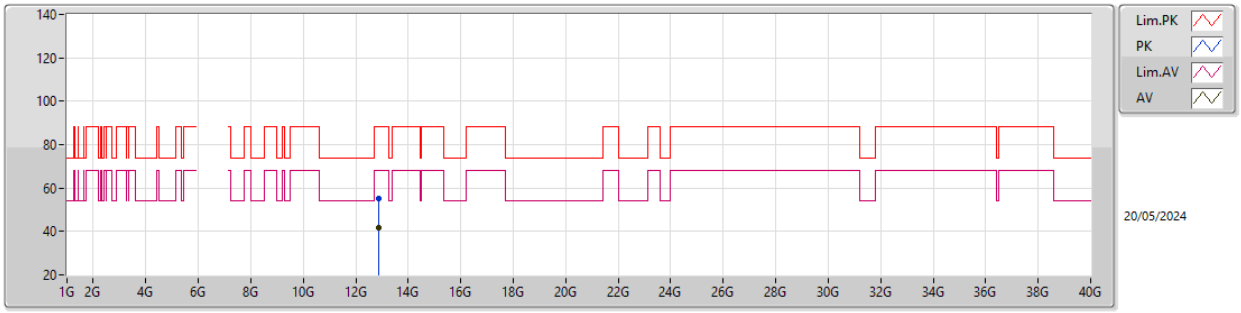

EUT Y_4TX
Setting 20
04-E-J-8

Type	Freq	Level	Limit	Margin	Raw	Dist	Condition	Azimuth	Height	Comment	AF	CL	PA
	(Hz)	(dBuV/m)	(dBuV/m)	(dB)	(dBuV)	(m)		(°)	(m)		(dB)	(dB)	(dB)
PK	12.88538G	54.95	88.20	-33.25	40.19	3	Horizontal	251	2.07	-	39.20	10.07	34.51
RMS	12.88924G	41.49	68.20	-26.71	26.73	3	Horizontal	251	2.07	-	39.20	10.07	34.51

6.425-6.525GHz_802.11be EHT40-BF_Nss1,(MCS0)_4TX

6445MHz_TX

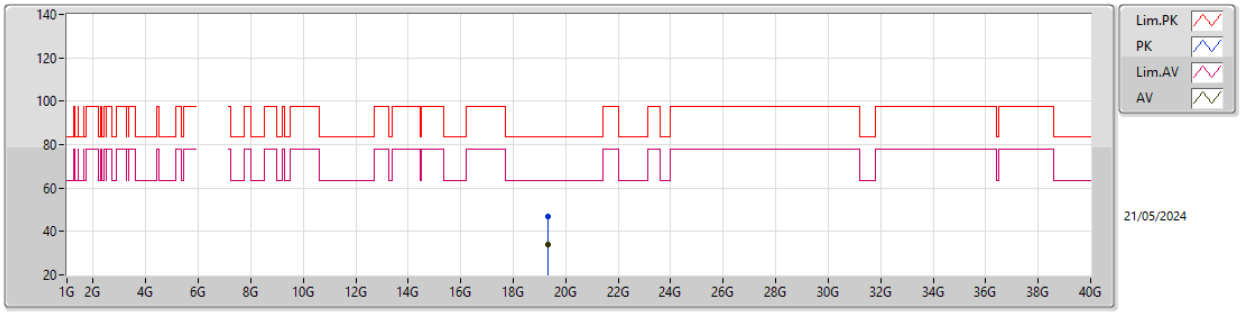

EUT Y_4TX
Setting 20
04-E-K-5

Type	Freq	Level	Limit	Margin	Raw	Dist	Condition	Azimuth	Height	Comment	AF	CL	PA
	(Hz)	(dBuV/m)	(dBuV/m)	(dB)	(dBuV)	(m)		(°)	(m)		(dB)	(dB)	(dB)
PK	19.33348G	47.10	83.54	-36.44	43.57	1	Vertical	356	1.51	-	37.87	15.23	49.57
AV	19.33886G	33.91	63.54	-29.63	30.41	1	Vertical	356	1.51	-	37.84	15.23	49.57

6.425-6.525GHz_802.11be EHT40-BF_Nss1,(MCS0)_4TX

6445MHz_TX

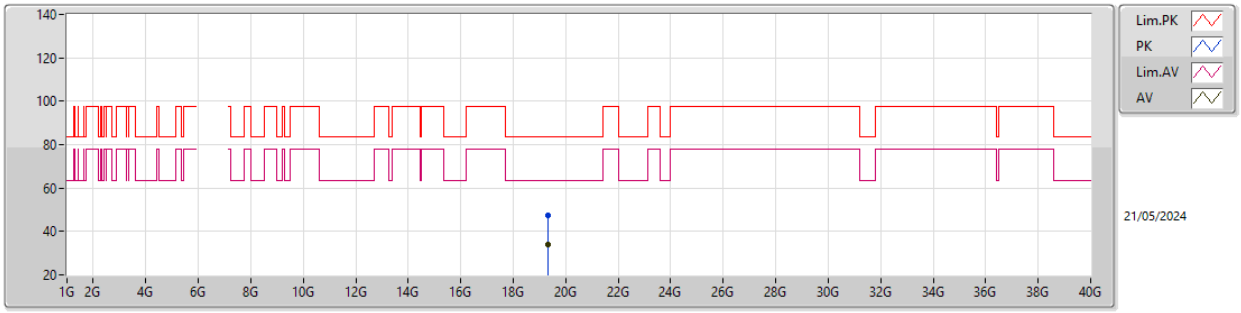

EUT Y_4TX
Setting 20
04-E-K-5

Type	Freq	Level	Limit	Margin	Raw	Dist	Condition	Azimuth	Height	Comment	AF	CL	PA
	(Hz)	(dBuV/m)	(dBuV/m)	(dB)	(dBuV)	(m)		(°)	(m)		(dB)	(dB)	(dB)
PK	19.33151G	47.57	83.54	-35.97	44.04	1	Horizontal	9	1.54	-	37.87	15.23	49.57
AV	19.33803G	33.88	63.54	-29.66	30.37	1	Horizontal	9	1.54	-	37.85	15.23	49.57

6.425-6.525GHz_802.11be EHT40-BF_Nss1,(MCS0)_4TX

6485MHz_TX

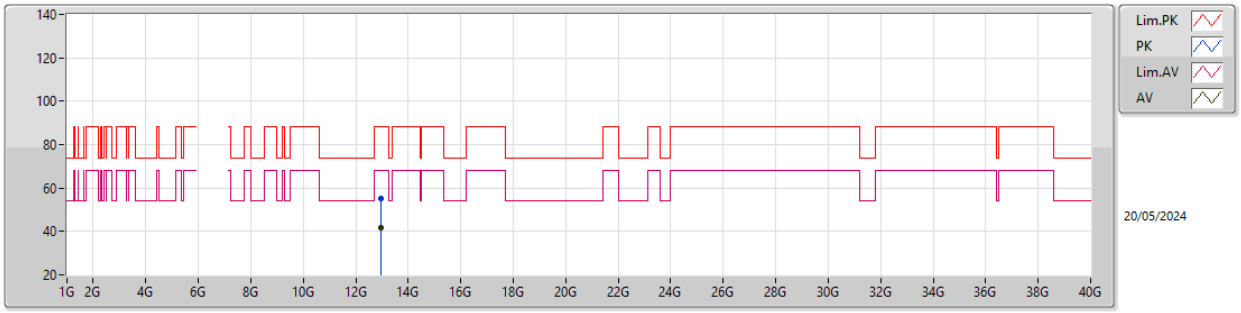

EUT Y_4TX
Setting 17
04-E-J-8

Type	Freq	Level	Limit	Margin	Raw	Dist	Condition	Azimuth	Height	Comment	AF	CL	PA
	(Hz)	(dBuV/m)	(dBuV/m)	(dB)	(dBuV)	(m)		(°)	(m)		(dB)	(dB)	(dB)
PK	12.96899G	55.12	88.20	-33.08	40.19	3	Vertical	42	1.04	-	39.34	10.10	34.51
RMS	12.9717G	41.68	68.20	-26.52	26.75	3	Vertical	42	1.04	-	39.34	10.10	34.51

6.425-6.525GHz_802.11be EHT40-BF_Nss1,(MCS0)_4TX

6485MHz_TX

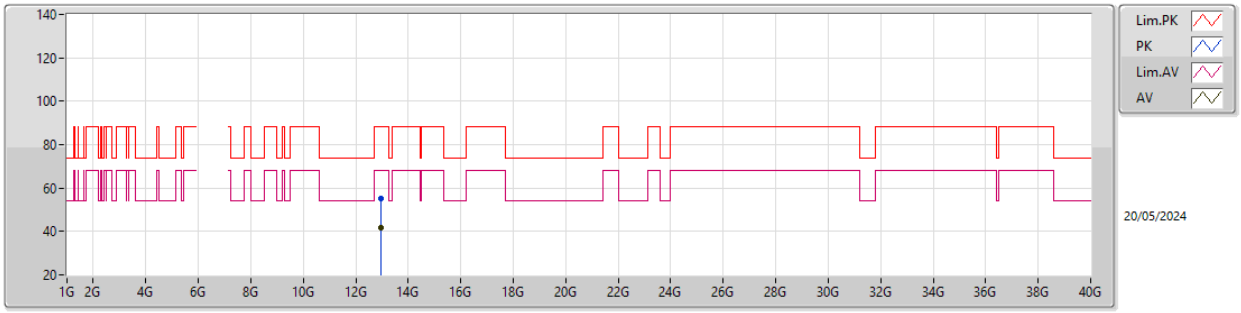

EUT Y_4TX
Setting 17
04-E-J-8

Type	Freq	Level	Limit	Margin	Raw	Dist	Condition	Azimuth	Height	Comment	AF	CL	PA
	(Hz)	(dBuV/m)	(dBuV/m)	(dB)	(dBuV)	(m)		(°)	(m)		(dB)	(dB)	(dB)
PK	12.96949G	55.43	88.20	-32.77	40.50	3	Horizontal	166	1.85	-	39.34	10.10	34.51
RMS	12.96525G	41.63	68.20	-26.57	26.71	3	Horizontal	166	1.85	-	39.33	10.10	34.51

6.425-6.525GHz_802.11be EHT40-BF_Nss1,(MCS0)_4TX

6485MHz_TX

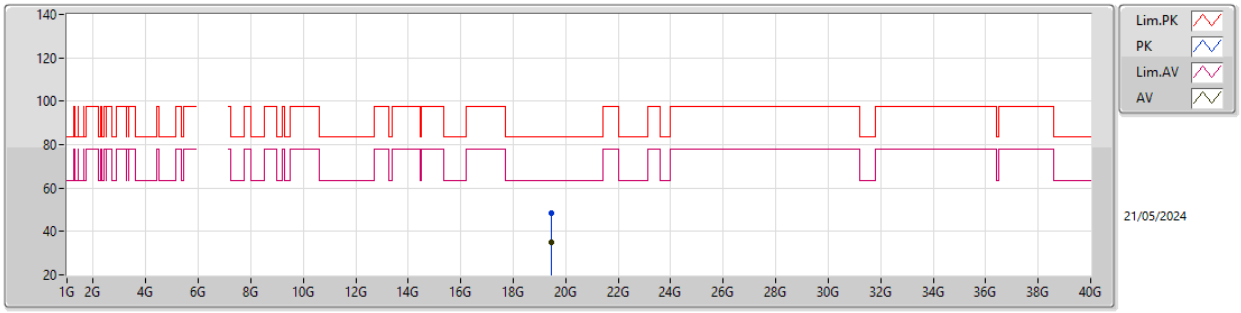

EUT Y_4TX
Setting 17
04-E-K-5

Type	Freq	Level	Limit	Margin	Raw	Dist	Condition	Azimuth	Height	Comment	AF	CL	PA
	(Hz)	(dBuV/m)	(dBuV/m)	(dB)	(dBuV)	(m)		(°)	(m)		(dB)	(dB)	(dB)
PK	19.4563G	48.40	83.54	-35.14	44.99	1	Vertical	206	1.50	-	37.83	15.23	49.65
AV	19.45803G	35.18	63.54	-28.36	31.77	1	Vertical	206	1.50	-	37.83	15.23	49.65