6.425-6.525GHz_802.11be EHT40-BF_Nss1,(MCS0)_4TX

6485MHz_TX

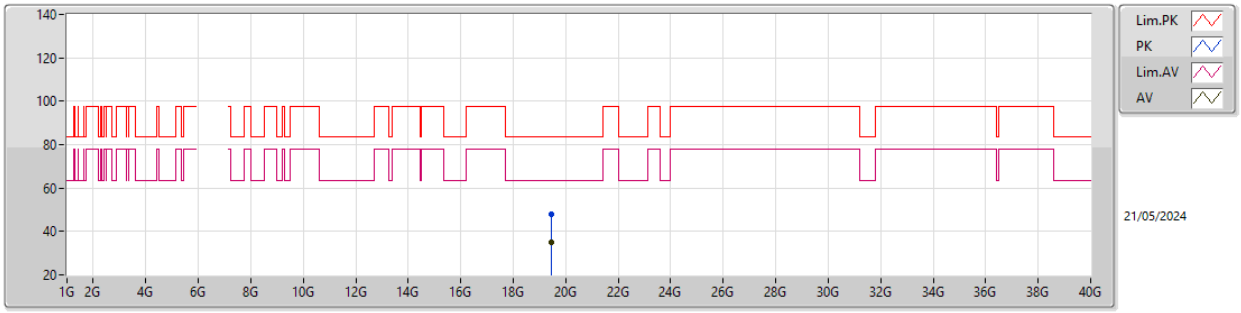

EUT Y_4TX
Setting 17
04-E-K-5

Type	Freq	Level	Limit	Margin	Raw	Dist	Condition	Azimuth	Height	Comment	AF	CL	PA
	(Hz)	(dBuV/m)	(dBuV/m)	(dB)	(dBuV)	(m)		(°)	(m)		(dB)	(dB)	(dB)
PK	19.45596G	47.90	83.54	-35.64	44.50	1	Horizontal	50	1.54	-	37.82	15.23	49.65
AV	19.4509G	35.16	63.54	-28.38	31.78	1	Horizontal	50	1.54	-	37.80	15.23	49.65

6.425-6.525GHz_802.11be EHT40-BF_Nss1,(MCS0)_4TX

6525MHz_TX

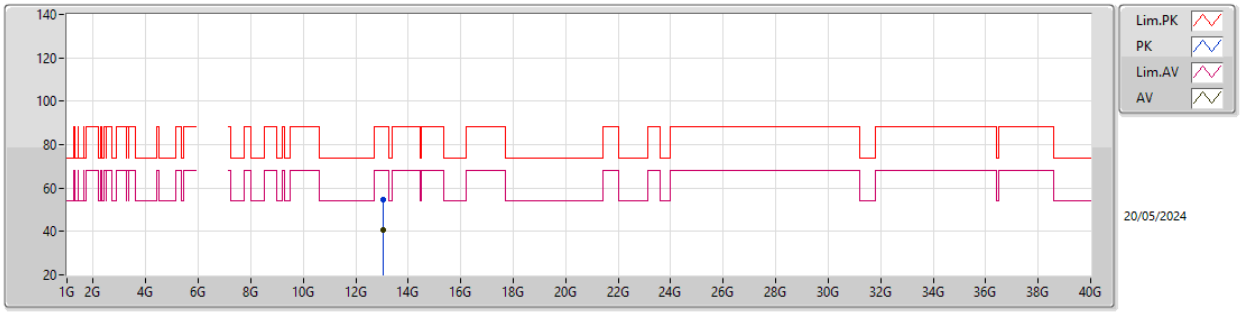

EUT Y_4TX
Setting 20
04-E-J-8

Type	Freq	Level	Limit	Margin	Raw	Dist	Condition	Azimuth	Height	Comment	AF	CL	PA
	(Hz)	(dBuV/m)	(dBuV/m)	(dB)	(dBuV)	(m)		(°)	(m)		(dB)	(dB)	(dB)
PK	13.04991G	54.65	88.20	-33.55	39.66	3	Vertical	178	2.85	-	39.40	10.13	34.54
RMS	13.04505G	40.87	68.20	-27.33	25.88	3	Vertical	178	2.85	-	39.40	10.13	34.54

6.425-6.525GHz_802.11be EHT40-BF_Nss1,(MCS0)_4TX

6525MHz_TX

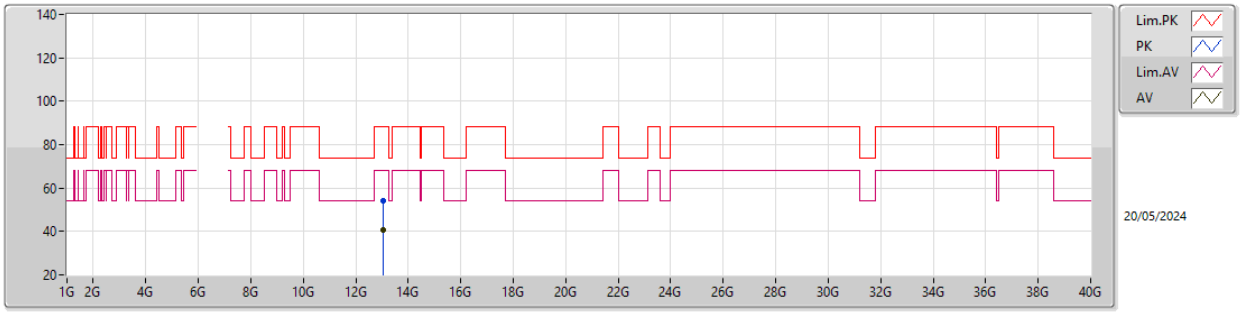

EUT Y_4TX
Setting 20
04-E-J-8

Type	Freq	Level	Limit	Margin	Raw	Dist	Condition	Azimuth	Height	Comment	AF	CL	PA
	(Hz)	(dBuV/m)	(dBuV/m)	(dB)	(dBuV)	(m)		(°)	(m)		(dB)	(dB)	(dB)
PK	13.05457G	54.01	88.20	-34.19	39.00	3	Horizontal	101	1.23	-	39.41	10.14	34.54
RMS	13.04947G	40.87	68.20	-27.33	25.88	3	Horizontal	101	1.23	-	39.40	10.13	34.54

6.425-6.525GHz_802.11be EHT40-BF_Nss1,(MCS0)_4TX

6525MHz_TX

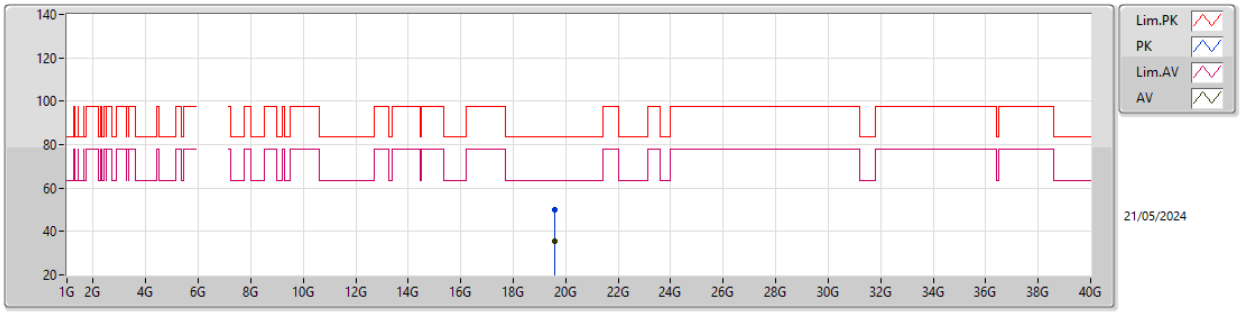

EUT Y_4TX
Setting 20
04-E-K-5

Type	Freq	Level	Limit	Margin	Raw	Dist	Condition	Azimuth	Height	Comment	AF	CL	PA
	(Hz)	(dBuV/m)	(dBuV/m)	(dB)	(dBuV)	(m)		(°)	(m)		(dB)	(dB)	(dB)
PK	19.57855G	49.93	83.54	-33.61	46.40	1	Vertical	320	1.55	-	37.93	15.22	49.62
AV	19.57649G	35.71	63.54	-27.83	32.17	1	Vertical	320	1.55	-	37.94	15.22	49.62

6.425-6.525GHz_802.11be EHT40-BF_Nss1,(MCS0)_4TX

6525MHz_TX

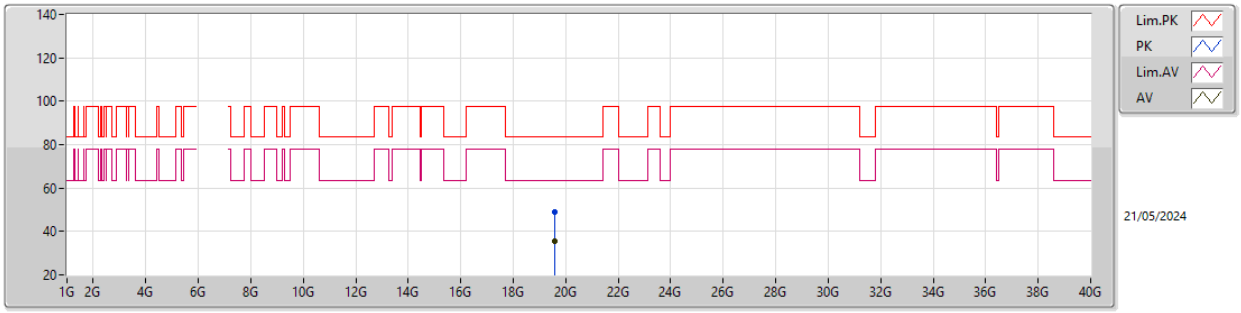

EUT Y_4TX
Setting 20
04-E-K-5

Type	Freq	Level	Limit	Margin	Raw	Dist	Condition	Azimuth	Height	Comment	AF	CL	PA
	(Hz)	(dBuV/m)	(dBuV/m)	(dB)	(dBuV)	(m)		(°)	(m)		(dB)	(dB)	(dB)
PK	19.57828G	49.02	83.54	-34.52	45.49	1	Horizontal	133	1.57	-	37.93	15.22	49.62
AV	19.57032G	35.72	63.54	-27.82	32.14	1	Horizontal	133	1.57	-	37.98	15.22	49.62

6.525-6.875GHz_802.11be EHT40-BF_Nss1,(MCS0)_4TX

6565MHz_TX

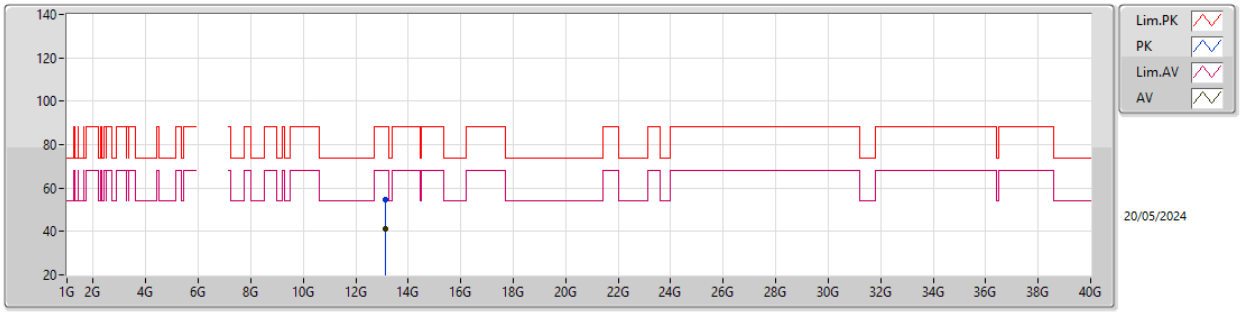

EUT Y_4TX
Setting 17
04-E-J-8

Type	Freq	Level	Limit	Margin	Raw	Dist	Condition	Azimuth	Height	Comment	AF	CL	PA
	(Hz)	(dBuV/m)	(dBuV/m)	(dB)	(dBuV)	(m)		(°)	(m)		(dB)	(dB)	(dB)
PK	13.13486G	54.58	88.20	-33.62	39.43	3	Vertical	321	2.78	-	39.57	10.17	34.59
RMS	13.12645G	41.07	68.20	-27.13	25.94	3	Vertical	321	2.78	-	39.55	10.16	34.58

6.525-6.875GHz_802.11be EHT40-BF_Nss1,(MCS0)_4TX

6565MHz_TX

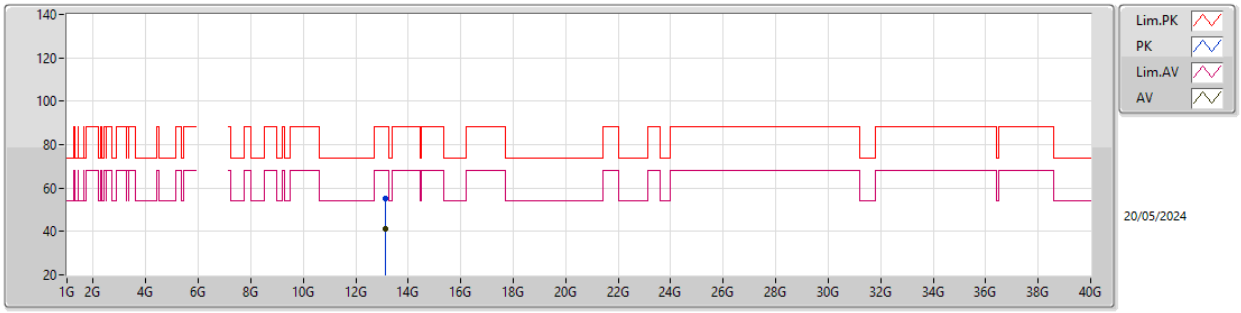

EUT Y_4TX
Setting 17
04-E-J-8

Type	Freq	Level	Limit	Margin	Raw	Dist	Condition	Azimuth	Height	Comment	AF	CL	PA
	(Hz)	(dBuV/m)	(dBuV/m)	(dB)	(dBuV)	(m)		(°)	(m)		(dB)	(dB)	(dB)
PK	13.13195G	55.08	88.20	-33.12	39.94	3	Horizontal	109	2.34	-	39.56	10.17	34.59
RMS	13.12745G	41.08	68.20	-27.12	25.95	3	Horizontal	109	2.34	-	39.55	10.16	34.58

6.525-6.875GHz_802.11be EHT40-BF_Nss1,(MCS0)_4TX

6565MHz_TX

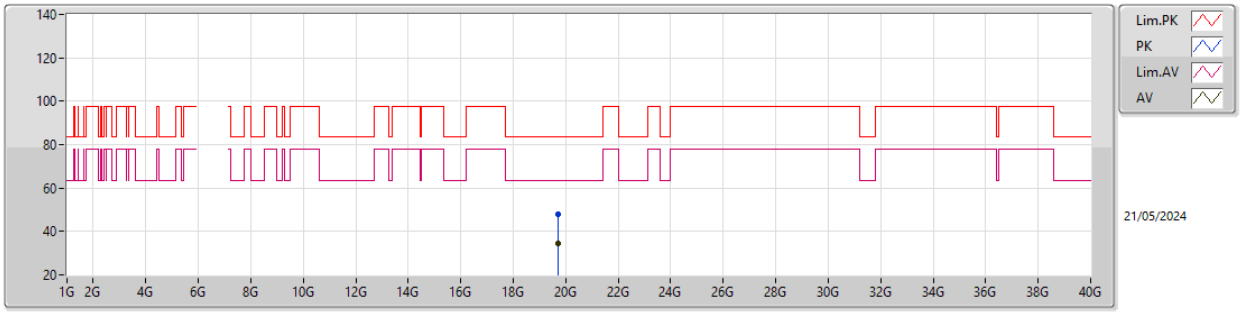

EUT Y_4TX
Setting 17
04-E-K-5

Type	Freq	Level	Limit	Margin	Raw	Dist	Condition	Azimuth	Height	Comment	AF	CL	PA
	(Hz)	(dBuV/m)	(dBuV/m)	(dB)	(dBuV)	(m)		(°)	(m)		(dB)	(dB)	(dB)
PK	19.69071G	47.89	83.54	-35.65	44.33	1	Vertical	337	1.53	-	37.86	15.22	49.52
AV	19.69022G	34.63	63.54	-28.91	31.07	1	Vertical	337	1.53	-	37.86	15.22	49.52

6.525-6.875GHz_802.11be EHT40-BF_Nss1,(MCS0)_4TX

6565MHz_TX

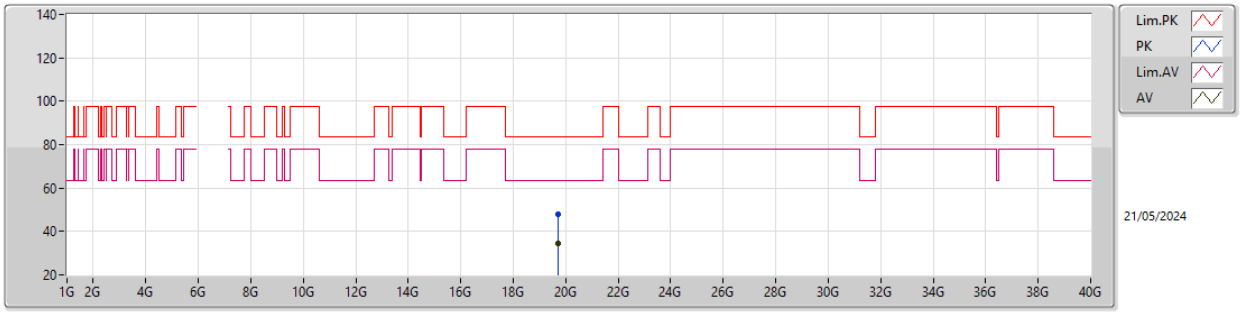

EUT Y_4TX
Setting 17
04-E-K-5

Type	Freq	Level	Limit	Margin	Raw	Dist	Condition	Azimuth	Height	Comment	AF	CL	PA
	(Hz)	(dBuV/m)	(dBuV/m)	(dB)	(dBuV)	(m)		(°)	(m)		(dB)	(dB)	(dB)
PK	19.69784G	48.15	83.54	-35.39	44.64	1	Horizontal	62	1.58	-	37.81	15.22	49.52
AV	19.69603G	34.67	63.54	-28.87	31.15	1	Horizontal	62	1.58	-	37.82	15.22	49.52

6.525-6.875GHz_802.11be EHT40-BF_Nss1,(MCS0)_4TX

6685MHz_TX

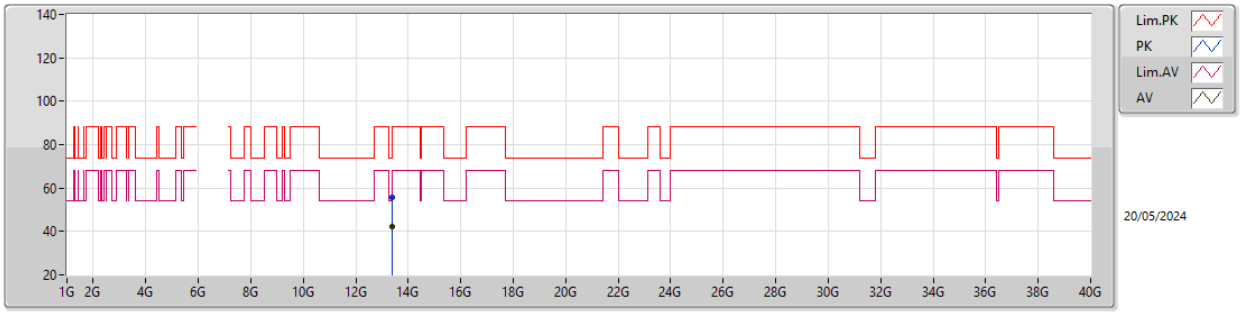

EUT Y_4TX
Setting 19
04-E-J-8

Type	Freq	Level	Limit	Margin	Raw	Dist	Condition	Azimuth	Height	Comment	AF	CL	PA
	(Hz)	(dBuV/m)	(dBuV/m)	(dB)	(dBuV)	(m)		(°)	(m)		(dB)	(dB)	(dB)
PK	13.37484G	55.52	74.00	-18.48	39.99	3	Vertical	321	2.54	-	40.00	10.26	34.73
AV	13.37401G	42.41	54.00	-11.59	26.88	3	Vertical	321	2.54	-	40.00	10.26	34.73

6.525-6.875GHz_802.11be EHT40-BF_Nss1,(MCS0)_4TX

6685MHz_TX

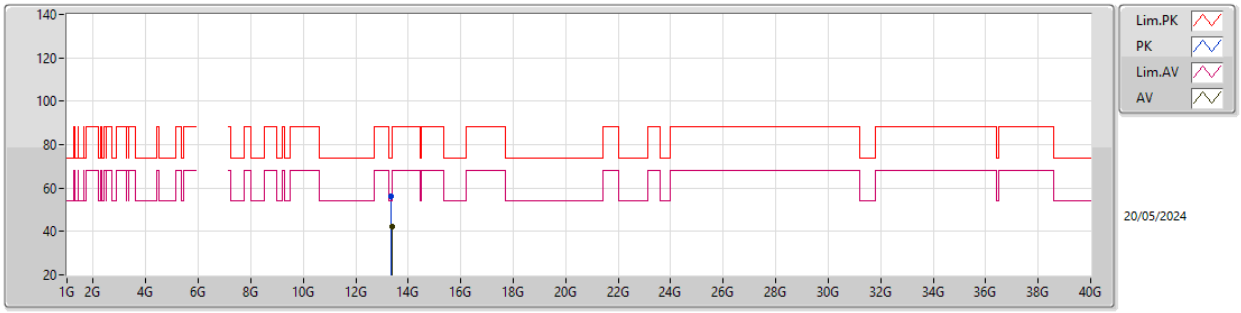

EUT Y_4TX
Setting 19
04-E-J-8

Type	Freq	Level	Limit	Margin	Raw	Dist	Condition	Azimuth	Height	Comment	AF	CL	PA
	(Hz)	(dBuV/m)	(dBuV/m)	(dB)	(dBuV)	(m)		(°)	(m)		(dB)	(dB)	(dB)
PK	13.36583G	56.04	74.00	-17.96	40.50	3	Horizontal	0	1.89	-	40.00	10.26	34.72
AV	13.36883G	42.30	54.00	-11.70	26.76	3	Horizontal	0	1.89	-	40.00	10.26	34.72

6.525-6.875GHz_802.11be EHT40-BF_Nss1,(MCS0)_4TX

6685MHz_TX

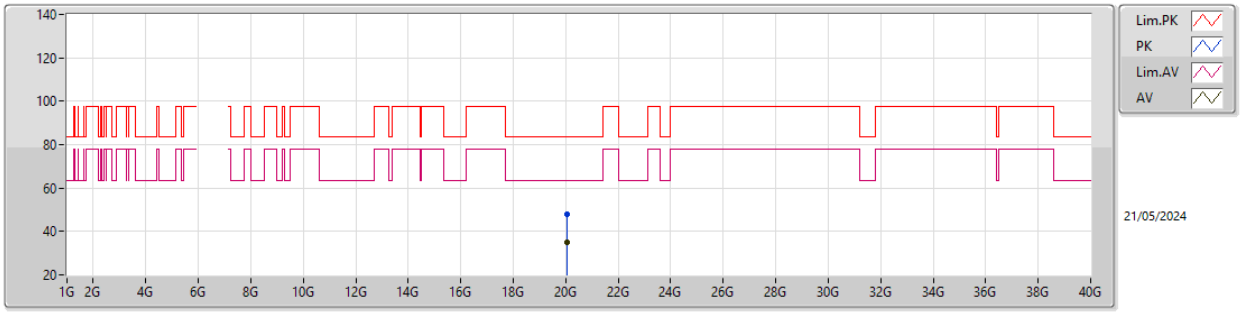

EUT Y_4TX
Setting 19
04-E-K-5

Type	Freq	Level	Limit	Margin	Raw	Dist	Condition	Azimuth	Height	Comment	AF	CL	PA
	(Hz)	(dBuV/m)	(dBuV/m)	(dB)	(dBuV)	(m)		(°)	(m)		(dB)	(dB)	(dB)
PK	20.05275G	48.11	83.54	-35.43	44.42	1	Vertical	282	1.56	-	37.71	15.24	49.26
AV	20.05964G	35.25	63.54	-28.29	31.51	1	Vertical	282	1.56	-	37.74	15.25	49.25

6.525-6.875GHz_802.11be EHT40-BF_Nss1,(MCS0)_4TX

6685MHz_TX

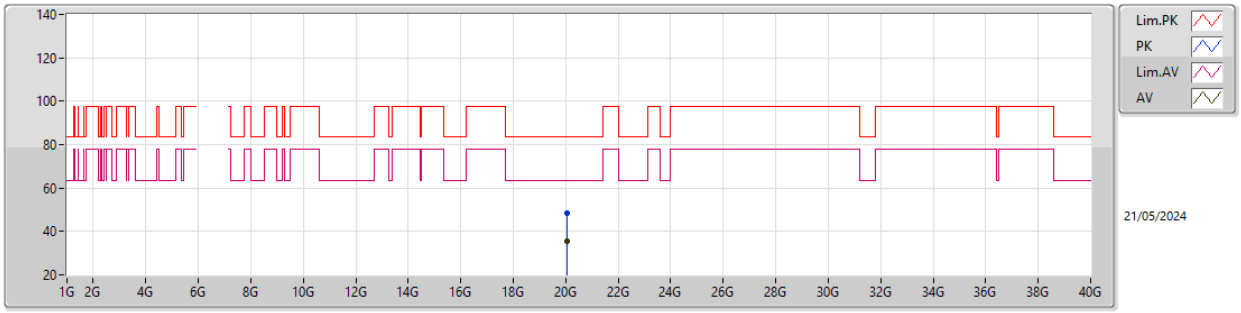

EUT Y_4TX
Setting 19
04-E-K-5

Type	Freq	Level	Limit	Margin	Raw	Dist	Condition	Azimuth	Height	Comment	AF	CL	PA
	(Hz)	(dBuV/m)	(dBuV/m)	(dB)	(dBuV)	(m)		(°)	(m)		(dB)	(dB)	(dB)
PK	20.05441G	48.65	83.54	-34.89	44.95	1	Horizontal	300	1.55	-	37.72	15.24	49.26
AV	20.05846G	35.28	63.54	-28.26	31.55	1	Horizontal	300	1.55	-	37.73	15.25	49.25

6.525-6.875GHz_802.11be EHT40-BF_Nss1,(MCS0)_4TX

6885MHz_TX

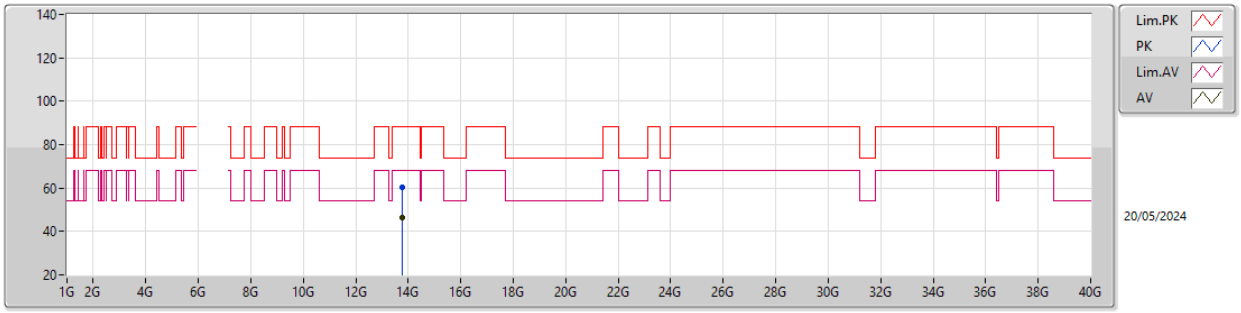

EUT Y_4TX
Setting 20
04-E-J-8

Type	Freq	Level	Limit	Margin	Raw	Dist	Condition	Azimuth	Height	Comment	AF	CL	PA
	(Hz)	(dBuV/m)	(dBuV/m)	(dB)	(dBuV)	(m)		(°)	(m)		(dB)	(dB)	(dB)
PK	13.76533G	60.16	88.20	-28.04	44.39	3	Vertical	204	2.36	-	40.40	10.41	35.04
RMS	13.77278G	46.54	68.20	-21.66	30.78	3	Vertical	204	2.36	-	40.40	10.41	35.05

6.525-6.875GHz_802.11be EHT40-BF_Nss1,(MCS0)_4TX

6885MHz_TX

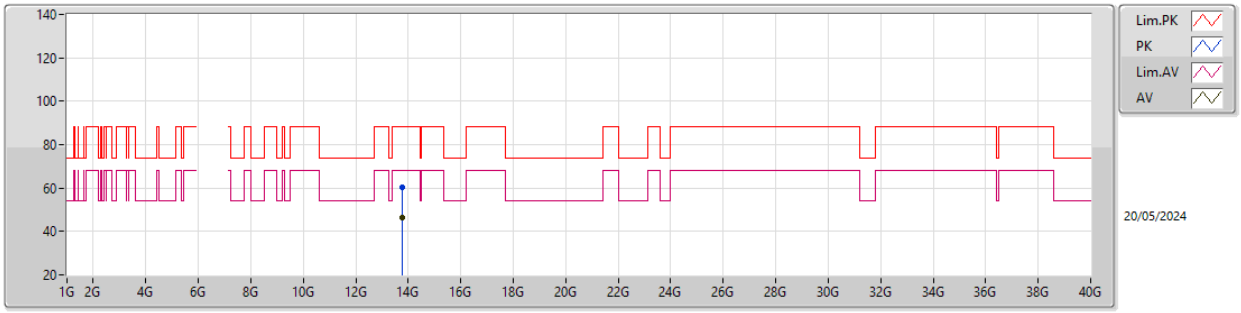

EUT Y_4TX
Setting 20
04-E-J-8

Type	Freq	Level	Limit	Margin	Raw	Dist	Condition	Azimuth	Height	Comment	AF	CL	PA
	(Hz)	(dBuV/m)	(dBuV/m)	(dB)	(dBuV)	(m)		(°)	(m)		(dB)	(dB)	(dB)
PK	13.77308G	60.09	88.20	-28.11	44.33	3	Horizontal	324	2.83	-	40.40	10.41	35.05
RMS	13.77276G	46.57	68.20	-21.63	30.81	3	Horizontal	324	2.83	-	40.40	10.41	35.05

6.525-6.875GHz_802.11be EHT40-BF_Nss1,(MCS0)_4TX

6885MHz_TX

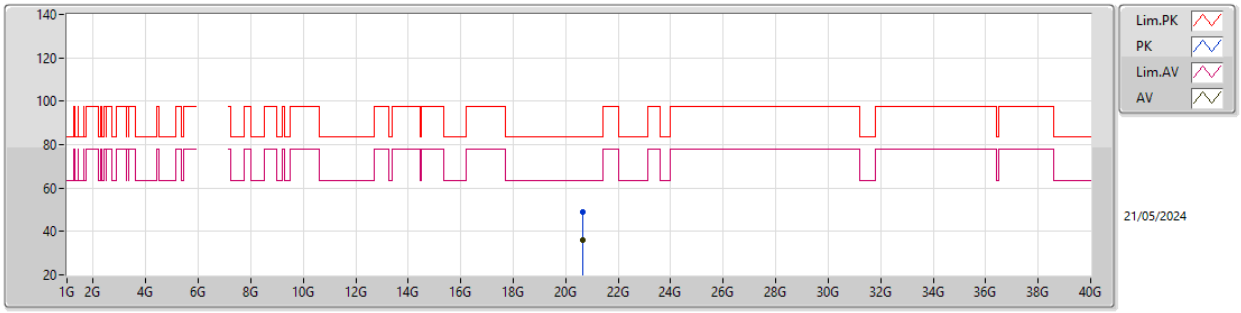

EUT Y_4TX
Setting 20
04-E-K-5

Type	Freq	Level	Limit	Margin	Raw	Dist	Condition	Azimuth	Height	Comment	AF	CL	PA
	(Hz)	(dBuV/m)	(dBuV/m)	(dB)	(dBuV)	(m)		(°)	(m)		(dB)	(dB)	(dB)
PK	20.6551G	49.18	83.54	-34.36	44.62	1	Vertical	10	1.55	-	37.90	15.72	49.06
AV	20.65638G	35.96	63.54	-27.58	31.39	1	Vertical	10	1.55	-	37.90	15.73	49.06

6.525-6.875GHz_802.11be EHT40-BF_Nss1,(MCS0)_4TX

6885MHz_TX

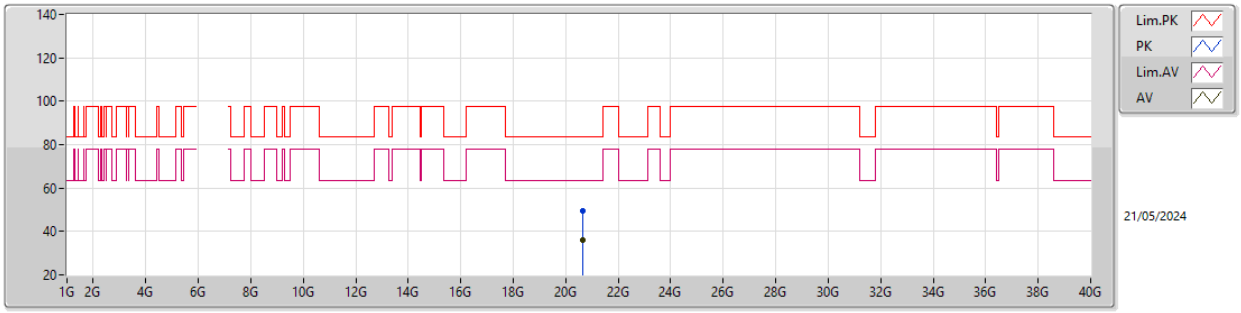

EUT Y_4TX
Setting 20
04-E-K-5

Type	Freq	Level	Limit	Margin	Raw	Dist	Condition	Azimuth	Height	Comment	AF	CL	PA
	(Hz)	(dBuV/m)	(dBuV/m)	(dB)	(dBuV)	(m)		(°)	(m)		(dB)	(dB)	(dB)
PK	20.65581G	49.44	83.54	-34.10	44.88	1	Horizontal	292	1.52	-	37.90	15.72	49.06
AV	20.65901G	36.06	63.54	-27.48	31.49	1	Horizontal	292	1.52	-	37.90	15.73	49.06

6.875-7.125GHz_802.11be EHT40-BF_Nss1,(MCS0)_4TX

6925MHz_TX

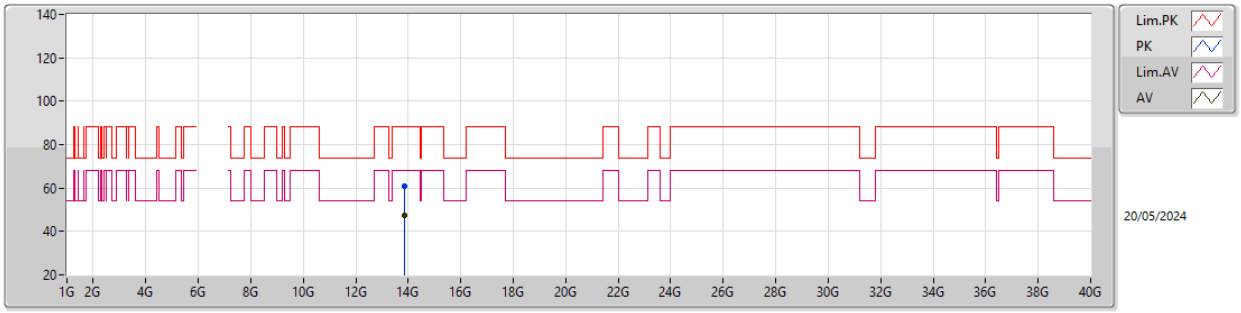

EUT Y_4TX
Setting 21
04-E-J-8

Type	Freq	Level	Limit	Margin	Raw	Dist	Condition	Azimuth	Height	Comment	AF	CL	PA
	(Hz)	(dBuV/m)	(dBuV/m)	(dB)	(dBuV)	(m)		(°)	(m)		(dB)	(dB)	(dB)
PK	13.84601G	61.04	88.20	-27.16	45.22	3	Vertical	78	1.47	-	40.49	10.44	35.11
RMS	13.8528G	47.31	68.20	-20.89	31.48	3	Vertical	78	1.47	-	40.51	10.44	35.12

6.875-7.125GHz_802.11be EHT40-BF_Nss1,(MCS0)_4TX

6925MHz_TX

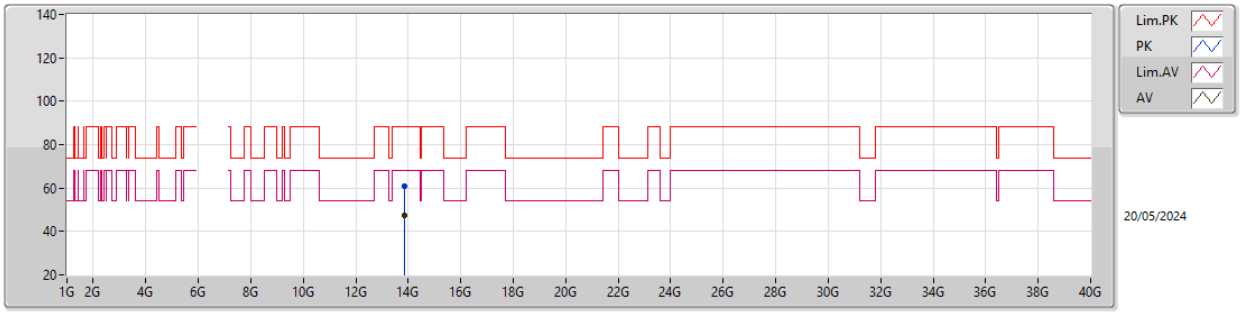

EUT Y_4TX
Setting 21
04-E-J-8

Type	Freq	Level	Limit	Margin	Raw	Dist	Condition	Azimuth	Height	Comment	AF	CL	PA
	(Hz)	(dBuV/m)	(dBuV/m)	(dB)	(dBuV)	(m)		(°)	(m)		(dB)	(dB)	(dB)
PK	13.84952G	61.02	88.20	-27.18	45.19	3	Horizontal	75	1.88	-	40.50	10.44	35.11
RMS	13.84965G	47.34	68.20	-20.86	31.51	3	Horizontal	75	1.88	-	40.50	10.44	35.11

6.875-7.125GHz_802.11be EHT40-BF_Nss1,(MCS0)_4TX

6925MHz_TX

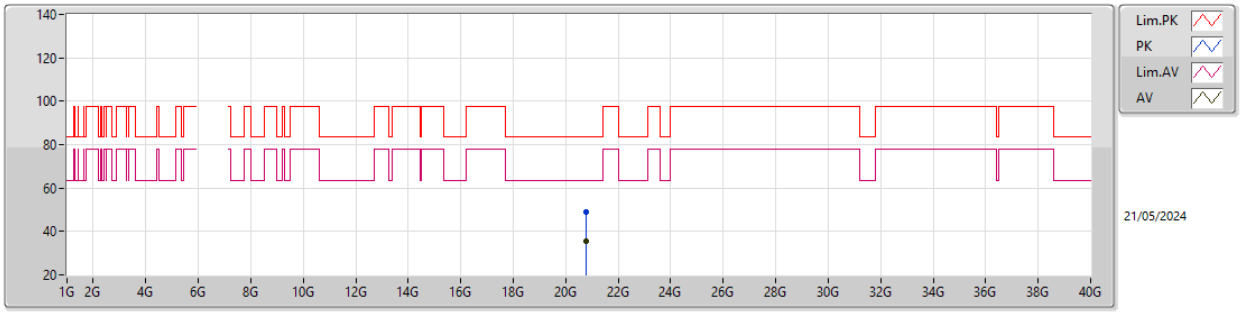

EUT Y_4TX
Setting 21
04-E-K-5

Type	Freq	Level	Limit	Margin	Raw	Dist	Condition	Azimuth	Height	Comment	AF	CL	PA
	(Hz)	(dBuV/m)	(dBuV/m)	(dB)	(dBuV)	(m)		(°)	(m)		(dB)	(dB)	(dB)
PK	20.77815G	48.82	83.54	-34.72	43.97	1	Vertical	53	1.54	-	38.03	15.82	49.00
AV	20.77457G	35.51	63.54	-28.03	30.69	1	Vertical	53	1.54	-	38.00	15.82	49.00

6.875-7.125GHz_802.11be EHT40-BF_Nss1,(MCS0)_4TX

6925MHz_TX

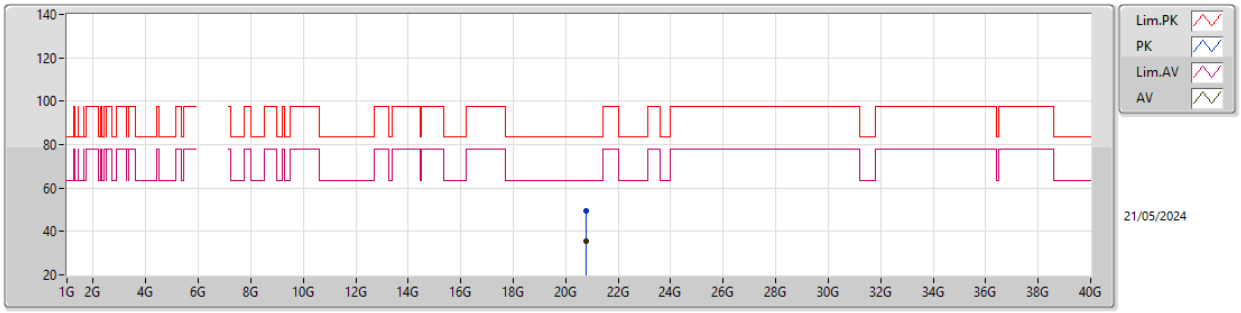

EUT Y_4TX
Setting 21
04-E-K-5

Type	Freq	Level	Limit	Margin	Raw	Dist	Condition	Azimuth	Height	Comment	AF	CL	PA
	(Hz)	(dBuV/m)	(dBuV/m)	(dB)	(dBuV)	(m)		(°)	(m)		(dB)	(dB)	(dB)
PK	20.77851G	49.41	83.54	-34.13	44.56	1	Horizontal	81	1.51	-	38.03	15.82	49.00
AV	20.77489G	35.50	63.54	-28.04	30.68	1	Horizontal	81	1.51	-	38.00	15.82	49.00

6.875-7.125GHz_802.11be EHT40-BF_Nss1,(MCS0)_4TX

7005MHz_TX

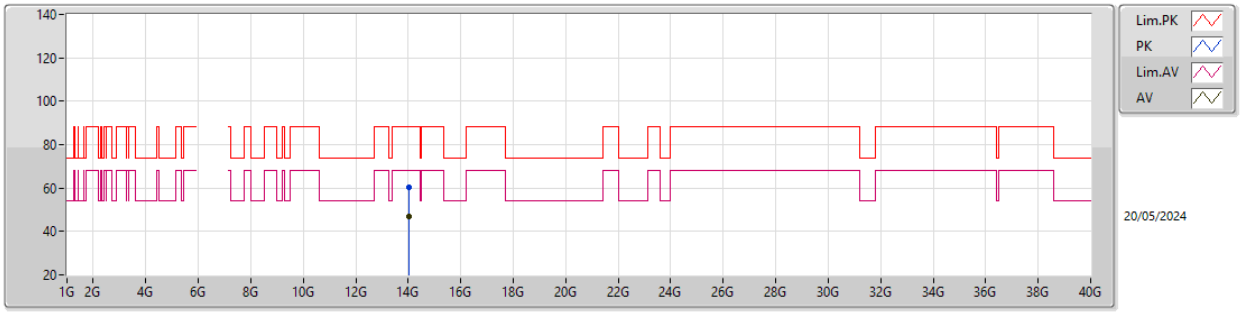

EUT Y_4TX
Setting 20
04-E-J-8

Type	Freq	Level	Limit	Margin	Raw	Dist	Condition	Azimuth	Height	Comment	AF	CL	PA
	(Hz)	(dBuV/m)	(dBuV/m)	(dB)	(dBuV)	(m)		(°)	(m)		(dB)	(dB)	(dB)
PK	14.00951G	60.13	88.20	-28.07	44.15	3	Vertical	136	1.17	-	40.72	10.50	35.24
RMS	14.01011G	46.85	68.20	-21.35	30.87	3	Vertical	136	1.17	-	40.72	10.50	35.24

6.875-7.125GHz_802.11be EHT40-BF_Nss1,(MCS0)_4TX

7005MHz_TX

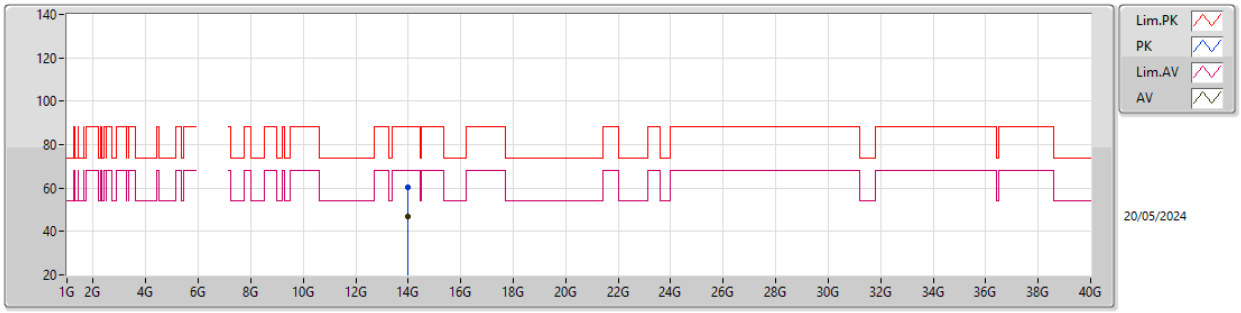

EUT Y_4TX
Setting 20
04-E-J-8

Type	Freq	Level	Limit	Margin	Raw	Dist	Condition	Azimuth	Height	Comment	AF	CL	PA
	(Hz)	(dBuV/m)	(dBuV/m)	(dB)	(dBuV)	(m)		(°)	(m)		(dB)	(dB)	(dB)
PK	14.00556G	60.56	88.20	-27.64	44.60	3	Horizontal	304	1.00	-	40.71	10.50	35.25
RMS	14.00554G	46.94	68.20	-21.26	30.98	3	Horizontal	304	1.00	-	40.71	10.50	35.25

6.875-7.125GHz_802.11be EHT40-BF_Nss1,(MCS0)_4TX

7005MHz_TX

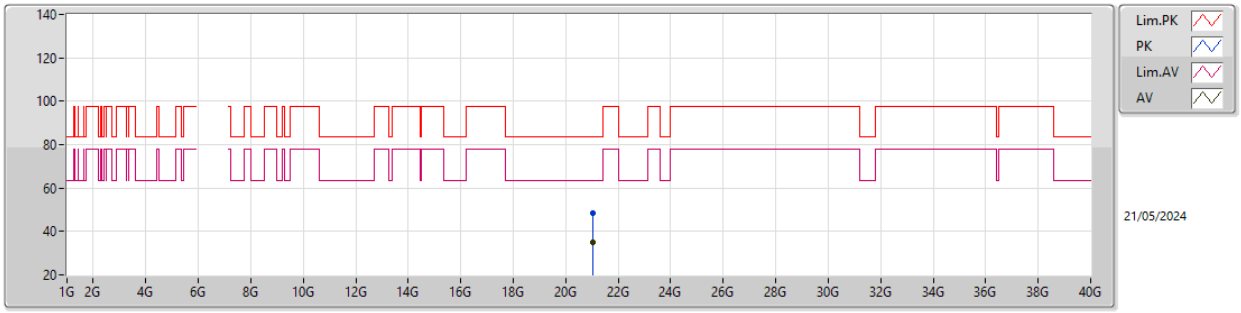

EUT Y_4TX
Setting 20
04-E-K-5

Type	Freq	Level	Limit	Margin	Raw	Dist	Condition	Azimuth	Height	Comment	AF	CL	PA
	(Hz)	(dBuV/m)	(dBuV/m)	(dB)	(dBuV)	(m)		(°)	(m)		(dB)	(dB)	(dB)
PK	21.01296G	48.21	83.54	-35.33	43.05	1	Vertical	143	1.50	-	38.03	16.01	48.88
AV	21.0162G	34.92	63.54	-28.62	29.73	1	Vertical	143	1.50	-	38.06	16.01	48.88

6.875-7.125GHz_802.11be EHT40-BF_Nss1,(MCS0)_4TX

7005MHz_TX

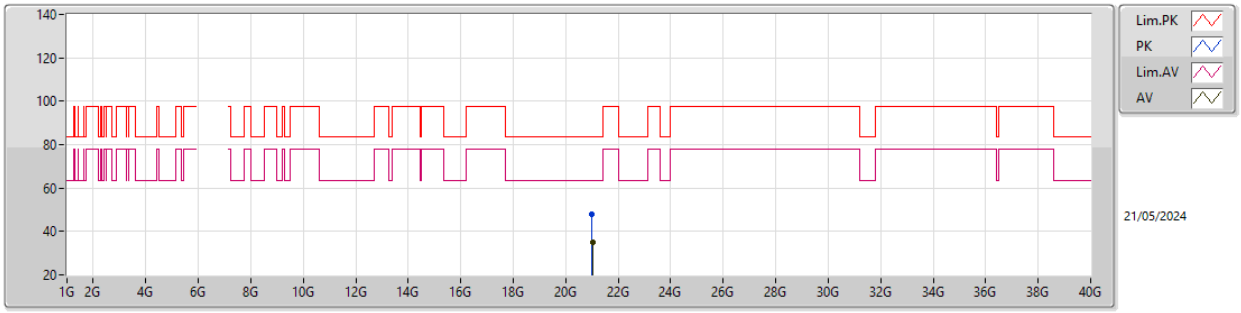

EUT Y_4TX
Setting 20
04-E-K-5

Type	Freq	Level	Limit	Margin	Raw	Dist	Condition	Azimuth	Height	Comment	AF	CL	PA
	(Hz)	(dBuV/m)	(dBuV/m)	(dB)	(dBuV)	(m)		(°)	(m)		(dB)	(dB)	(dB)
PK	21.01238G	48.03	83.54	-35.51	42.88	1	Horizontal	220	1.58	-	38.02	16.01	48.88
AV	21.01521G	34.99	63.54	-28.55	29.81	1	Horizontal	220	1.58	-	38.05	16.01	48.88

6.875-7.125GHz_802.11be EHT40-BF_Nss1,(MCS0)_4TX

7085MHz_TX

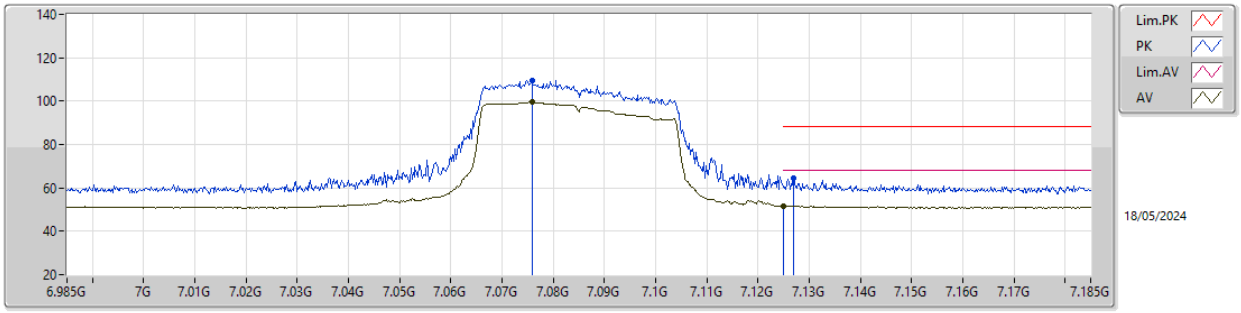

EUT Y_4TX
Setting 19
04-E-G-4-10

Type	Freq	Level	Limit	Margin	Raw	Dist	Condition	Azimuth	Height	Comment	AF	CL	PA
	(Hz)	(dBuV/m)	(dBuV/m)	(dB)	(dBuV)	(m)		(°)	(m)		(dB)	(dB)	(dB)
PK	7.0758G	109.37	Inf	-Inf	99.90	3	Vertical	59	1.34	-	36.45	7.02	34.00
RMS	7.0758G	99.51	Inf	-Inf	90.04	3	Vertical	59	1.34	-	36.45	7.02	34.00
PK	7.127G	64.63	88.20	-23.57	55.10	3	Vertical	59	1.34	-	36.51	7.04	34.02
RMS	7.125G	51.72	68.20	-16.48	42.20	3	Vertical	59	1.34	-	36.50	7.04	34.02

6.875-7.125GHz_802.11be EHT40-BF_Nss1,(MCS0)_4TX

7085MHz_TX

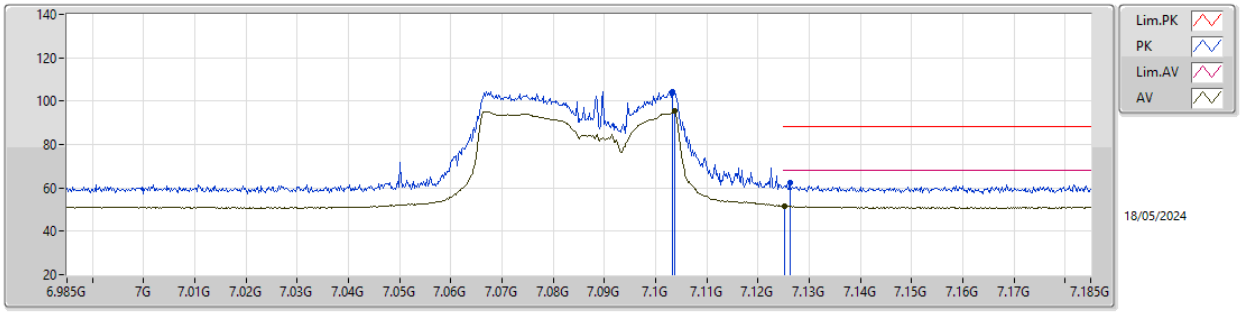

EUT Y_4TX
Setting 19
04-E-G-4-10

Type	Freq	Level	Limit	Margin	Raw	Dist	Condition	Azimuth	Height	Comment	AF	CL	PA
	(Hz)	(dBuV/m)	(dBuV/m)	(dB)	(dBuV)	(m)		(°)	(m)		(dB)	(dB)	(dB)
PK	7.1032G	104.45	Inf	-Inf	95.02	3	Horizontal	316	2.08	-	36.41	7.03	34.01
RMS	7.1038G	95.30	Inf	-Inf	85.86	3	Horizontal	316	2.08	-	36.42	7.03	34.01
PK	7.1262G	62.29	88.20	-25.91	52.77	3	Horizontal	316	2.08	-	36.50	7.04	34.02
RMS	7.1252G	51.65	68.20	-16.55	42.13	3	Horizontal	316	2.08	-	36.50	7.04	34.02

6.875-7.125GHz_802.11be EHT40-BF_Nss1,(MCS0)_4TX

7085MHz_TX

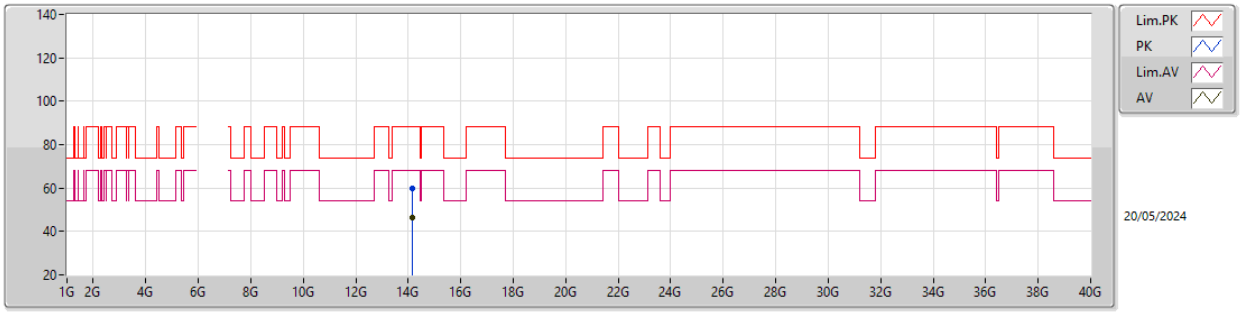

EUT Y_4TX
Setting 19
04-E-J-8

Type	Freq	Level	Limit	Margin	Raw	Dist	Condition	Azimuth	Height	Comment	AF	CL	PA
	(Hz)	(dBuV/m)	(dBuV/m)	(dB)	(dBuV)	(m)		(°)	(m)		(dB)	(dB)	(dB)
PK	14.1653G	59.72	88.20	-28.48	43.57	3	Vertical	296	2.02	-	40.70	10.58	35.13
RMS	14.17084G	46.36	68.20	-21.84	30.20	3	Vertical	296	2.02	-	40.70	10.58	35.12

6.875-7.125GHz_802.11be EHT40-BF_Nss1,(MCS0)_4TX

7085MHz_TX

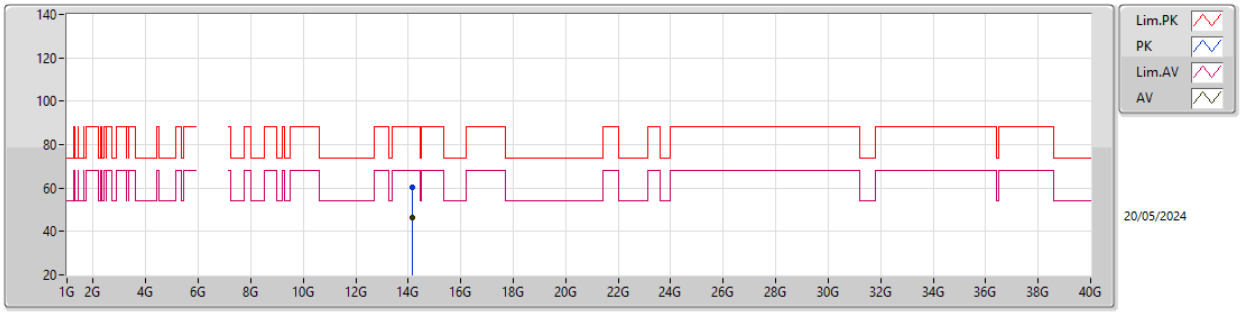

EUT Y_4TX
Setting 19
04-E-J-8

Type	Freq	Level	Limit	Margin	Raw	Dist	Condition	Azimuth	Height	Comment	AF	CL	PA
	(Hz)	(dBuV/m)	(dBuV/m)	(dB)	(dBuV)	(m)		(°)	(m)		(dB)	(dB)	(dB)
PK	14.16621G	60.23	88.20	-27.97	44.08	3	Horizontal	78	1.13	-	40.70	10.58	35.13
RMS	14.16597G	46.37	68.20	-21.83	30.22	3	Horizontal	78	1.13	-	40.70	10.58	35.13

6.875-7.125GHz_802.11be EHT40-BF_Nss1,(MCS0)_4TX

7085MHz_TX

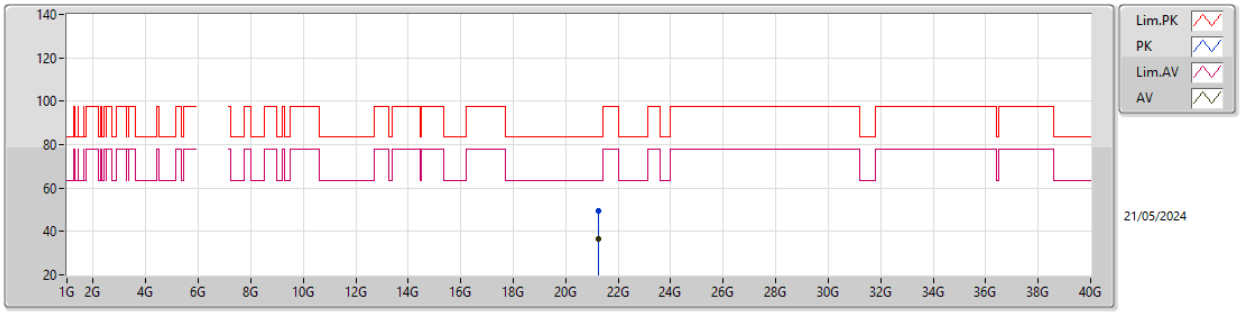

EUT Y_4TX
Setting 19
04-E-K-5

Type	Freq	Level	Limit	Margin	Raw	Dist	Condition	Azimuth	Height	Comment	AF	CL	PA
	(Hz)	(dBuV/m)	(dBuV/m)	(dB)	(dBuV)	(m)		(°)	(m)		(dB)	(dB)	(dB)
PK	21.25155G	49.55	83.54	-33.99	44.19	1	Vertical	47	1.53	-	38.01	16.20	48.85
AV	21.25138G	36.44	63.54	-27.10	31.08	1	Vertical	47	1.53	-	38.01	16.20	48.85

6.875-7.125GHz_802.11be EHT40-BF_Nss1,(MCS0)_4TX

7085MHz_TX

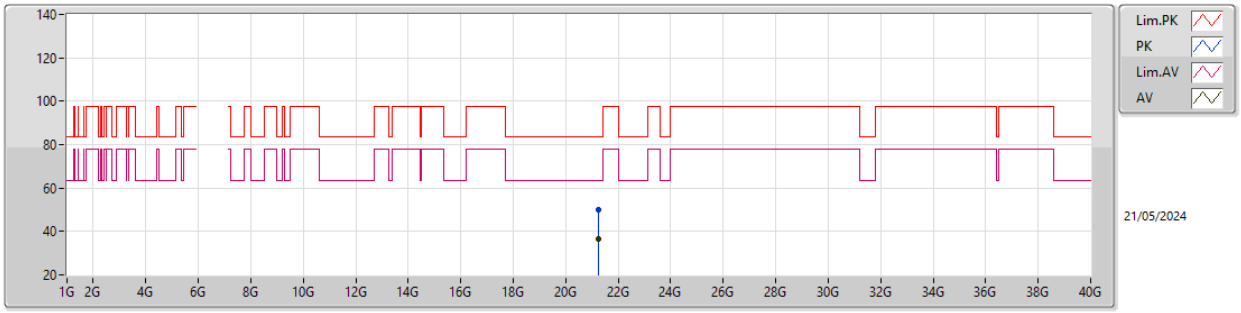

EUT Y_4TX
Setting 19
04-E-K-5

Type	Freq	Level	Limit	Margin	Raw	Dist	Condition	Azimuth	Height	Comment	AF	CL	PA
	(Hz)	(dBuV/m)	(dBuV/m)	(dB)	(dBuV)	(m)		(°)	(m)		(dB)	(dB)	(dB)
PK	21.25522G	49.92	83.54	-33.62	44.53	1	Horizontal	126	1.58	-	38.04	16.20	48.85
AV	21.25741G	36.45	63.54	-27.09	31.03	1	Horizontal	126	1.58	-	38.06	16.21	48.85

5.925-6.425GHz_802.11be EHT80-BF_Nss1,(MCS0)_4TX

5985MHz_TX

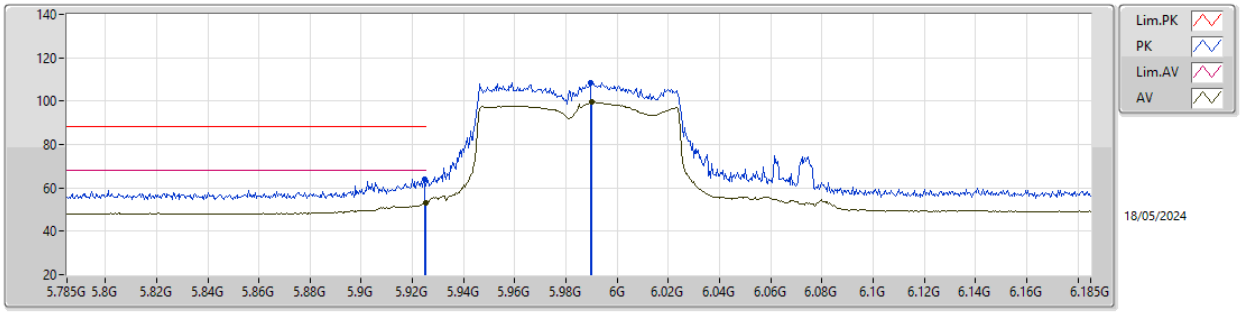

EUT Y_4TX
Setting 21
04-E-G-4-10

Type	Freq	Level	Limit	Margin	Raw	Dist	Condition	Azimuth	Height	Comment	AF	CL	PA
	(Hz)	(dBuV/m)	(dBuV/m)	(dB)	(dBuV)	(m)		(°)	(m)		(dB)	(dB)	(dB)
PK	5.9246G	63.97	88.20	-24.23	56.32	3	Vertical	314	1.44	-	34.85	6.31	33.51
RMS	5.925G	53.02	68.20	-15.18	45.37	3	Vertical	314	1.44	-	34.85	6.31	33.51
PK	5.9898G	108.45	Inf	-Inf	100.61	3	Vertical	314	1.44	-	35.00	6.37	33.53
RMS	5.9902G	99.57	Inf	-Inf	91.73	3	Vertical	314	1.44	-	35.00	6.37	33.53

5.925-6.425GHz_802.11be EHT80-BF_Nss1,(MCS0)_4TX

5985MHz_TX

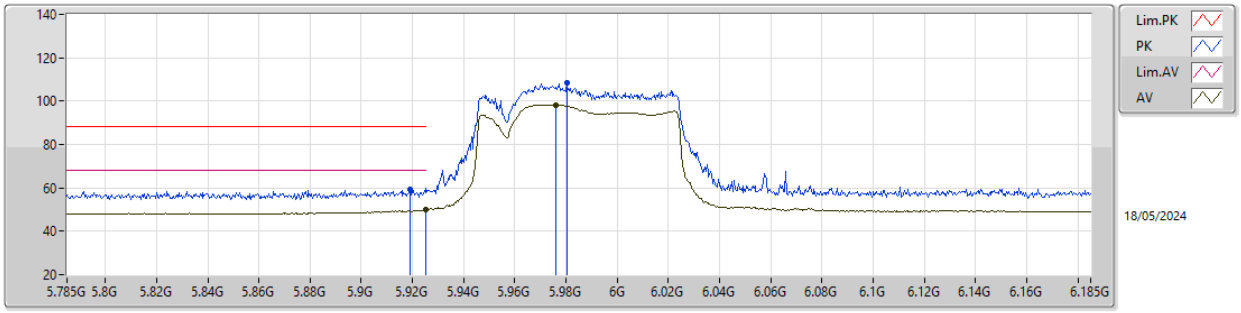

EUT Y_4TX
Setting 21
04-E-G-4-10

Type	Freq	Level	Limit	Margin	Raw	Dist	Condition	Azimuth	Height	Comment	AF	CL	PA
	(Hz)	(dBuV/m)	(dBuV/m)	(dB)	(dBuV)	(m)		(°)	(m)		(dB)	(dB)	(dB)
PK	5.919G	59.48	88.20	-28.72	51.87	3	Horizontal	61.2	1.45	-	34.81	6.31	33.51
RMS	5.925G	49.81	68.20	-18.39	42.16	3	Horizontal	61.2	1.45	-	34.85	6.31	33.51
PK	5.9802G	108.56	Inf	-Inf	100.72	3	Horizontal	61.2	1.45	-	35.00	6.36	33.52
RMS	5.9758G	98.35	Inf	-Inf	90.51	3	Horizontal	61.2	1.45	-	35.00	6.36	33.52

5.925-6.425GHz_802.11be EHT80-BF_Nss1,(MCS0)_4TX

5985MHz_TX

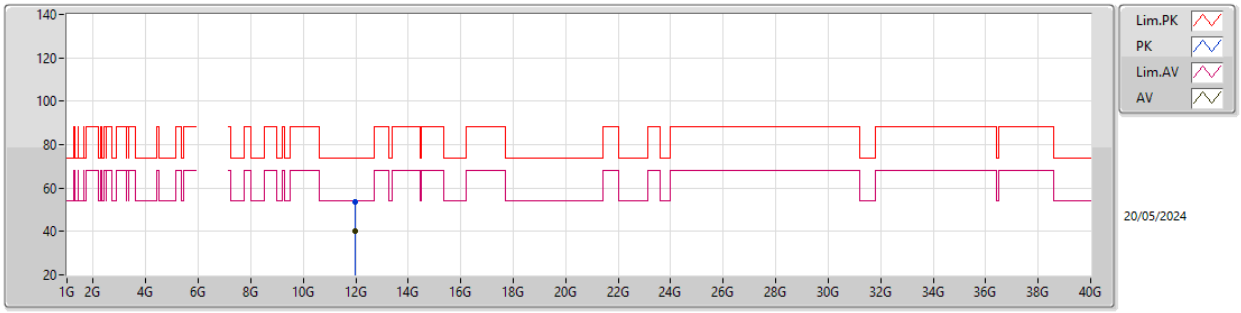

EUT Y_4TX
Setting 21
04-E-J-8

Type	Freq	Level	Limit	Margin	Raw	Dist	Condition	Azimuth	Height	Comment	AF	CL	PA
	(Hz)	(dBuV/m)	(dBuV/m)	(dB)	(dBuV)	(m)		(°)	(m)		(dB)	(dB)	(dB)
PK	11.97377G	53.83	74.00	-20.17	40.06	3	Vertical	6	1.99	-	38.60	9.72	34.55
AV	11.97329G	40.31	54.00	-13.69	26.54	3	Vertical	6	1.99	-	38.60	9.72	34.55

5.925-6.425GHz_802.11be EHT80-BF_Nss1,(MCS0)_4TX

5985MHz_TX

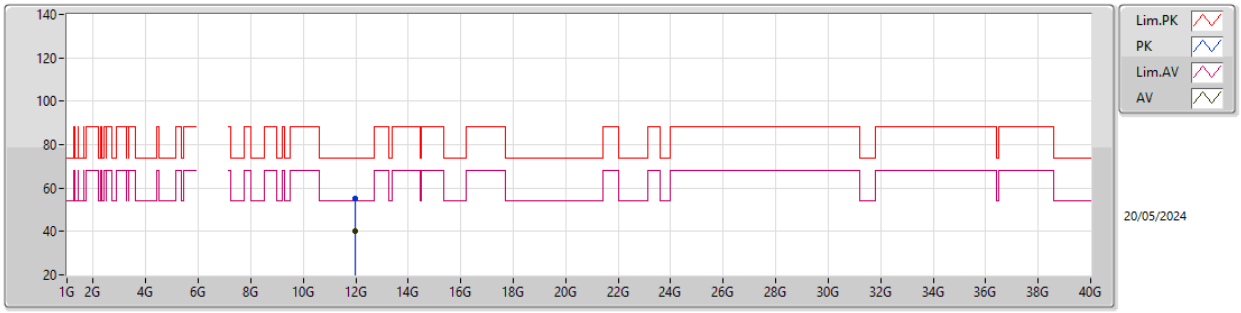

EUT Y_4TX
Setting 21
04-E-J-8

Type	Freq	Level	Limit	Margin	Raw	Dist	Condition	Azimuth	Height	Comment	AF	CL	PA
	(Hz)	(dBuV/m)	(dBuV/m)	(dB)	(dBuV)	(m)		(°)	(m)		(dB)	(dB)	(dB)
PK	11.96738G	54.93	74.00	-19.07	41.17	3	Horizontal	329	1.24	-	38.60	9.71	34.55
AV	11.97004G	40.29	54.00	-13.71	26.53	3	Horizontal	329	1.24	-	38.60	9.71	34.55

5.925-6.425GHz_802.11be EHT80-BF_Nss1,(MCS0)_4TX

5985MHz_TX

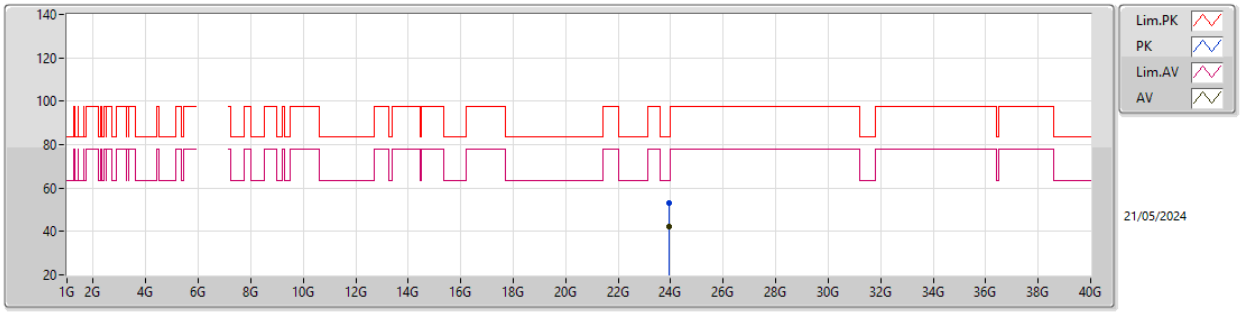

EUT Y_4TX
Setting 21
04-E-K-5

Type	Freq	Level	Limit	Margin	Raw	Dist	Condition	Azimuth	Height	Comment	AF	CL	PA
	(Hz)	(dBuV/m)	(dBuV/m)	(dB)	(dBuV)	(m)		(°)	(m)		(dB)	(dB)	(dB)
PK	23.94002G	53.27	83.54	-30.27	44.13	1	Vertical	0	1.50	-	38.88	17.38	47.12
AV	23.94009G	42.08	63.54	-21.46	32.94	1	Vertical	0	1.50	-	38.88	17.38	47.12

5.925-6.425GHz_802.11be EHT80-BF_Nss1,(MCS0)_4TX

5985MHz_TX

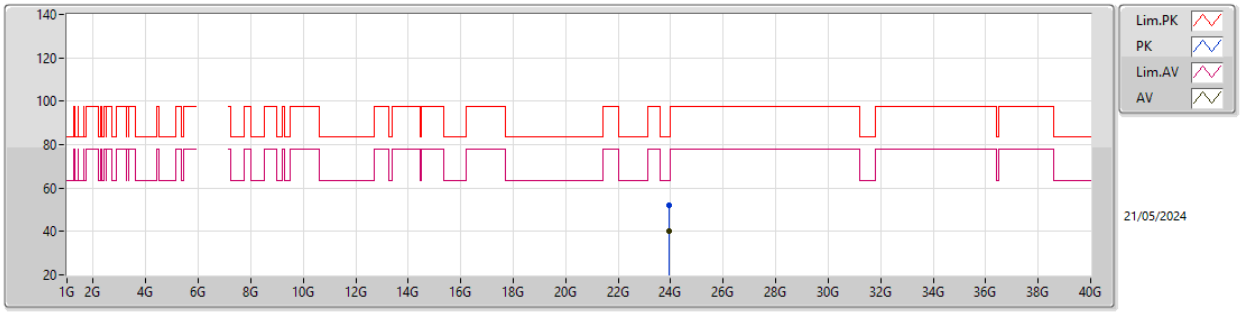

EUT Y_4TX
Setting 21
04-E-K-5

Type	Freq	Level	Limit	Margin	Raw	Dist	Condition	Azimuth	Height	Comment	AF	CL	PA
	(Hz)	(dBuV/m)	(dBuV/m)	(dB)	(dBuV)	(m)		(°)	(m)		(dB)	(dB)	(dB)
PK	23.93991G	51.89	83.54	-31.65	42.75	1	Horizontal	67	1.79	-	38.88	17.38	47.12
AV	23.93981G	40.21	63.54	-23.33	31.07	1	Horizontal	67	1.79	-	38.88	17.38	47.12

5.925-6.425GHz_802.11be EHT80-BF_Nss1,(MCS0)_4TX

6225MHz_TX

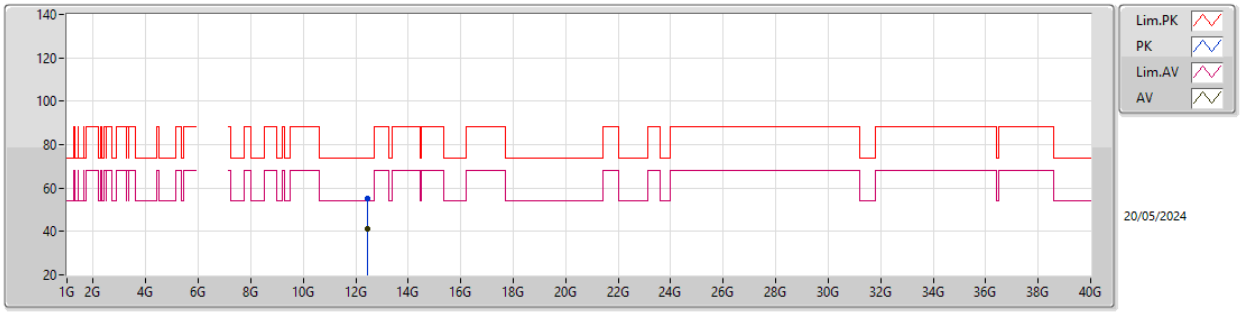

EUT Y_4TX
Setting 22
04-E-J-8

Type	Freq	Level	Limit	Margin	Raw	Dist	Condition	Azimuth	Height	Comment	AF	CL	PA
	(Hz)	(dBuV/m)	(dBuV/m)	(dB)	(dBuV)	(m)		(°)	(m)		(dB)	(dB)	(dB)
PK	12.44798G	55.01	74.00	-18.99	41.14	3	Vertical	66	2.26	-	38.50	9.90	34.53
AV	12.45099G	41.42	54.00	-12.58	27.55	3	Vertical	66	2.26	-	38.50	9.90	34.53

5.925-6.425GHz_802.11be EHT80-BF_Nss1,(MCS0)_4TX

6225MHz_TX

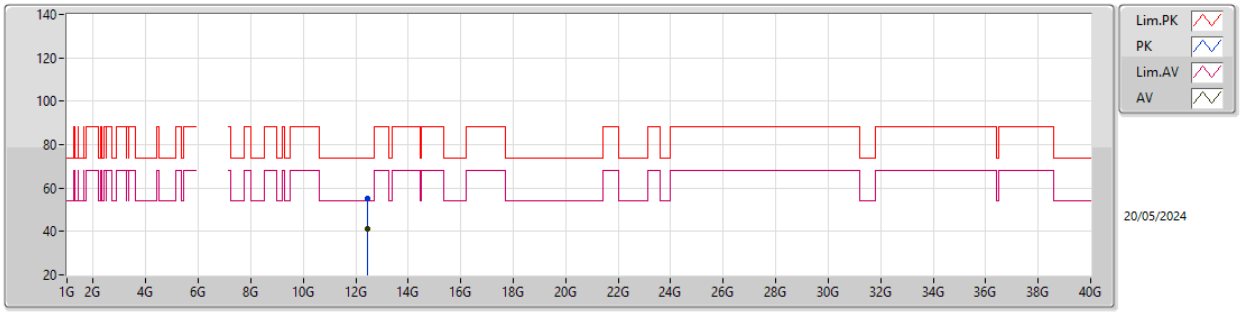

EUT Y_4TX
Setting 22
04-E-J-8

Type	Freq	Level	Limit	Margin	Raw	Dist	Condition	Azimuth	Height	Comment	AF	CL	PA
	(Hz)	(dBuV/m)	(dBuV/m)	(dB)	(dBuV)	(m)		(°)	(m)		(dB)	(dB)	(dB)
PK	12.45148G	55.32	74.00	-18.68	41.45	3	Horizontal	312	2.91	-	38.50	9.90	34.53
AV	12.45386G	41.30	54.00	-12.70	27.43	3	Horizontal	312	2.91	-	38.50	9.90	34.53

5.925-6.425GHz_802.11be EHT80-BF_Nss1,(MCS0)_4TX

6225MHz_TX

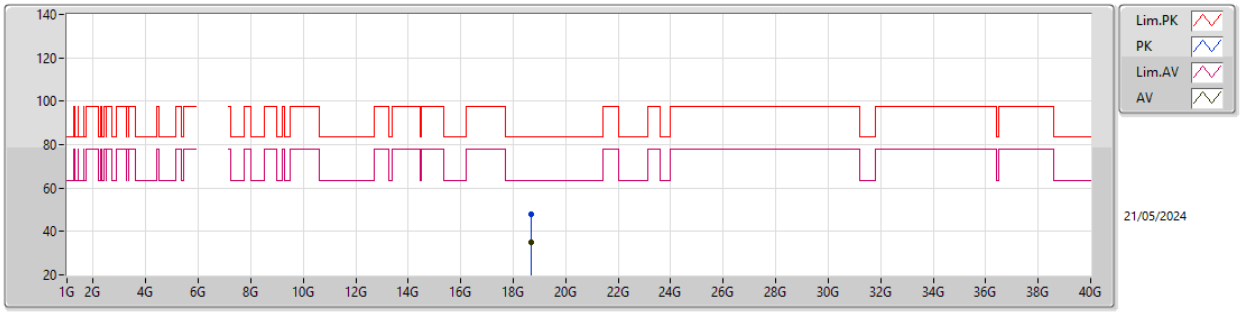

EUT Y_4TX
Setting 22
04-E-K-5

Type	Freq	Level	Limit	Margin	Raw	Dist	Condition	Azimuth	Height	Comment	AF	CL	PA
	(Hz)	(dBuV/m)	(dBuV/m)	(dB)	(dBuV)	(m)		(°)	(m)		(dB)	(dB)	(dB)
PK	18.67964G	48.13	83.54	-35.41	44.74	1	Vertical	135	1.54	-	37.68	15.27	49.56
AV	18.67293G	34.86	63.54	-28.68	31.44	1	Vertical	135	1.54	-	37.71	15.27	49.56

5.925-6.425GHz_802.11be EHT80-BF_Nss1,(MCS0)_4TX

6225MHz_TX

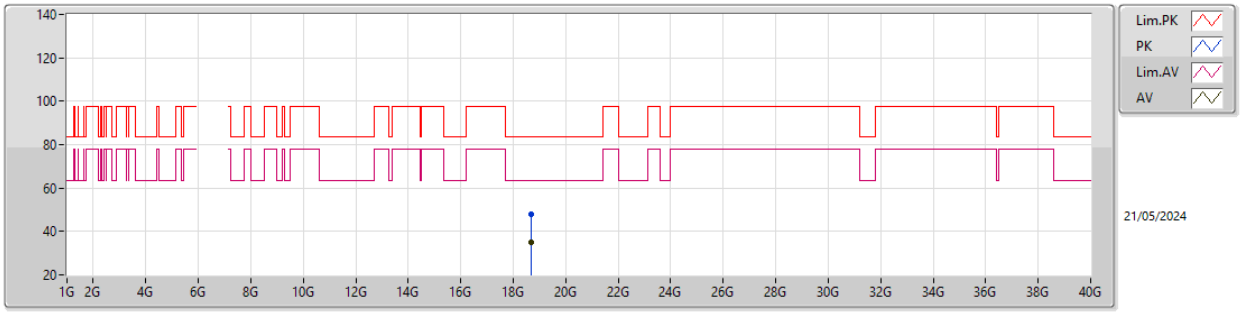

EUT Y_4TX
Setting 22
04-E-K-5

Type	Freq	Level	Limit	Margin	Raw	Dist	Condition	Azimuth	Height	Comment	AF	CL	PA
	(Hz)	(dBuV/m)	(dBuV/m)	(dB)	(dBuV)	(m)		(°)	(m)		(dB)	(dB)	(dB)
PK	18.67298G	48.02	83.54	-35.52	44.60	1	Horizontal	58	1.56	-	37.71	15.27	49.56
AV	18.67199G	34.82	63.54	-28.72	31.40	1	Horizontal	58	1.56	-	37.71	15.27	49.56

5.925-6.425GHz_802.11be EHT80-BF_Nss1,(MCS0)_4TX

6385MHz_TX

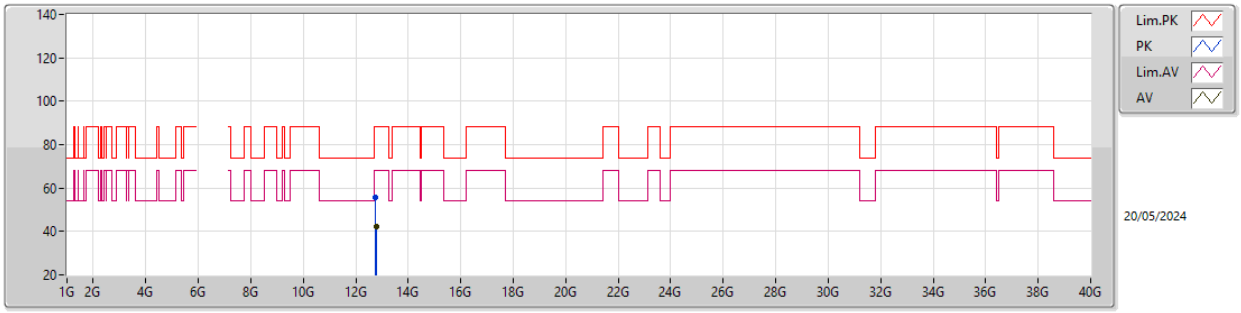

EUT Y_4TX
Setting 19
04-E-J-8

Type	Freq	Level	Limit	Margin	Raw	Dist	Condition	Azimuth	Height	Comment	AF	CL	PA
	(Hz)	(dBuV/m)	(dBuV/m)	(dB)	(dBuV)	(m)		(°)	(m)		(dB)	(dB)	(dB)
PK	12.76565G	55.63	88.20	-32.57	41.27	3	Vertical	332	1.82	-	38.86	10.02	34.52
RMS	12.77237G	42.22	68.20	-25.98	27.82	3	Vertical	332	1.82	-	38.89	10.03	34.52

5.925-6.425GHz_802.11be EHT80-BF_Nss1,(MCS0)_4TX

6385MHz_TX

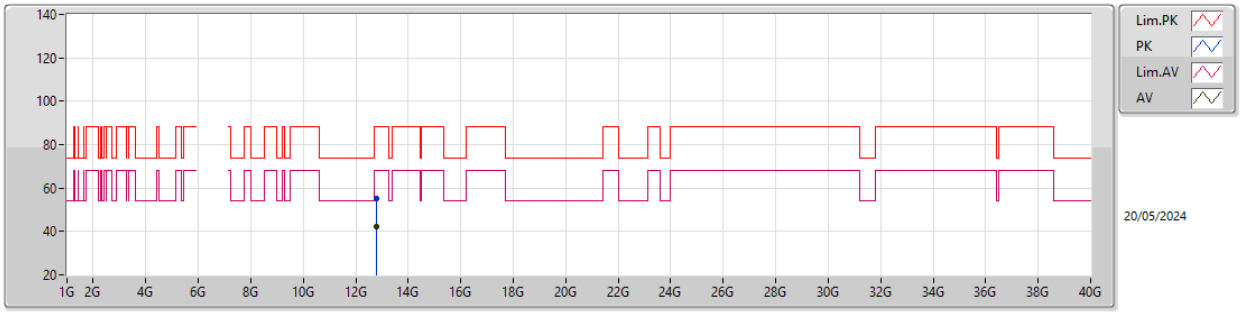

EUT Y_4TX
Setting 19
04-E-J-8

Type	Freq	Level	Limit	Margin	Raw	Dist	Condition	Azimuth	Height	Comment	AF	CL	PA
	(Hz)	(dBuV/m)	(dBuV/m)	(dB)	(dBuV)	(m)		(°)	(m)		(dB)	(dB)	(dB)
PK	12.76977G	55.32	88.20	-32.88	40.93	3	Horizontal	218	2.84	-	38.88	10.03	34.52
RMS	12.77478G	42.29	68.20	-25.91	27.88	3	Horizontal	218	2.84	-	38.90	10.03	34.52

5.925-6.425GHz_802.11be EHT80-BF_Nss1,(MCS0)_4TX

6385MHz_TX

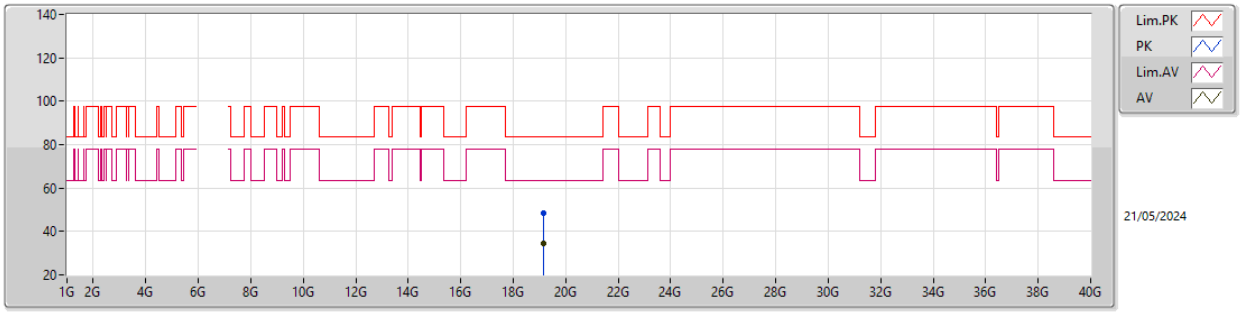

EUT Y_4TX
Setting 19
04-E-K-5

Type	Freq	Level	Limit	Margin	Raw	Dist	Condition	Azimuth	Height	Comment	AF	CL	PA
	(Hz)	(dBuV/m)	(dBuV/m)	(dB)	(dBuV)	(m)		(°)	(m)		(dB)	(dB)	(dB)
PK	19.15508G	48.29	83.54	-35.25	44.77	1	Vertical	24	1.53	-	37.73	15.24	49.45
AV	19.15206G	34.35	63.54	-29.19	30.84	1	Vertical	24	1.53	-	37.71	15.24	49.44

5.925-6.425GHz_802.11be EHT80-BF_Nss1,(MCS0)_4TX

6385MHz_TX

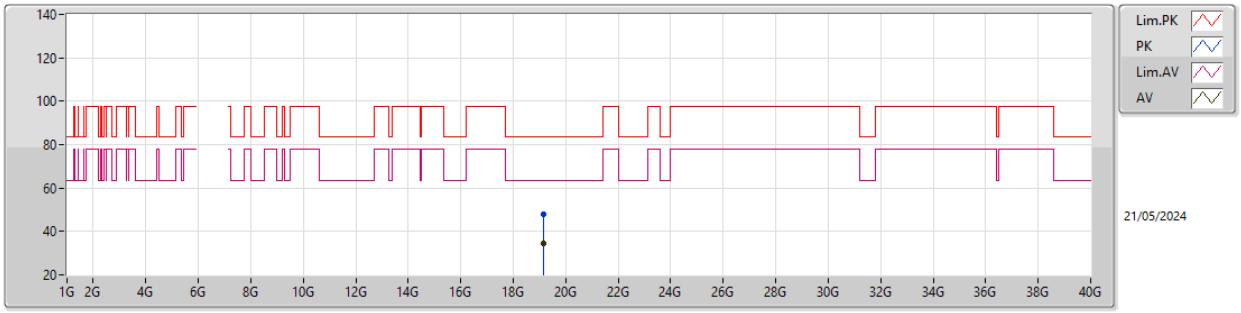

EUT Y_4TX
Setting 19
04-E-K-5

Type	Freq	Level	Limit	Margin	Raw	Dist	Condition	Azimuth	Height	Comment	AF	CL	PA
	(Hz)	(dBuV/m)	(dBuV/m)	(dB)	(dBuV)	(m)		(°)	(m)		(dB)	(dB)	(dB)
PK	19.15803G	47.82	83.54	-35.72	44.28	1	Horizontal	285	1.55	-	37.75	15.24	49.45
AV	19.15054G	34.34	63.54	-29.20	30.84	1	Horizontal	285	1.55	-	37.70	15.24	49.44

6.425-6.525GHz_802.11be EHT80-BF_Nss1,(MCS0)_4TX

6465MHz_TX

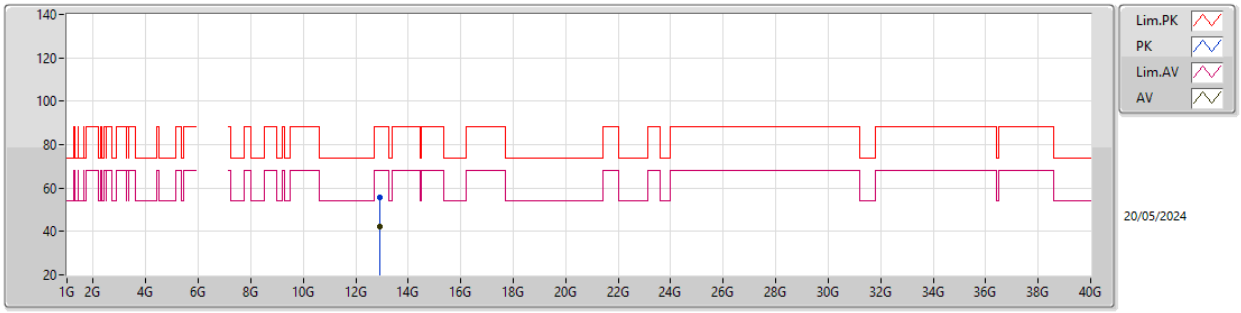

EUT Y_4TX
Setting 20
04-E-J-8

Type	Freq	Level	Limit	Margin	Raw	Dist	Condition	Azimuth	Height	Comment	AF	CL	PA
	(Hz)	(dBuV/m)	(dBuV/m)	(dB)	(dBuV)	(m)		(°)	(m)		(dB)	(dB)	(dB)
PK	12.9277G	55.82	88.20	-32.38	40.98	3	Vertical	279	2.32	-	39.26	10.09	34.51
RMS	12.93185G	42.19	68.20	-26.01	27.35	3	Vertical	279	2.32	-	39.26	10.09	34.51

6.425-6.525GHz_802.11be EHT80-BF_Nss1,(MCS0)_4TX

6465MHz_TX

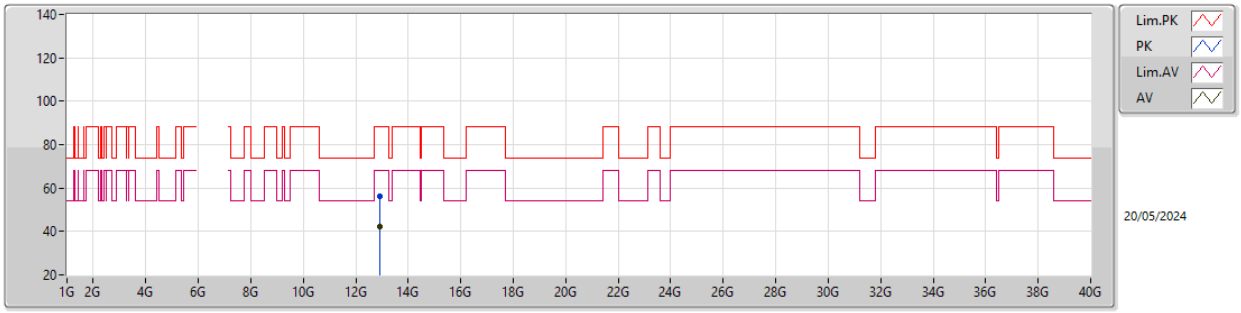

EUT Y_4TX
Setting 20
04-E-J-8

Type	Freq	Level	Limit	Margin	Raw	Dist	Condition	Azimuth	Height	Comment	AF	CL	PA
	(Hz)	(dBuV/m)	(dBuV/m)	(dB)	(dBuV)	(m)		(°)	(m)		(dB)	(dB)	(dB)
PK	12.92614G	56.12	88.20	-32.08	41.29	3	Horizontal	278	2.47	-	39.25	10.09	34.51
RMS	12.9251G	42.30	68.20	-25.90	27.47	3	Horizontal	278	2.47	-	39.25	10.09	34.51

6.425-6.525GHz_802.11be EHT80-BF_Nss1,(MCS0)_4TX

6465MHz_TX

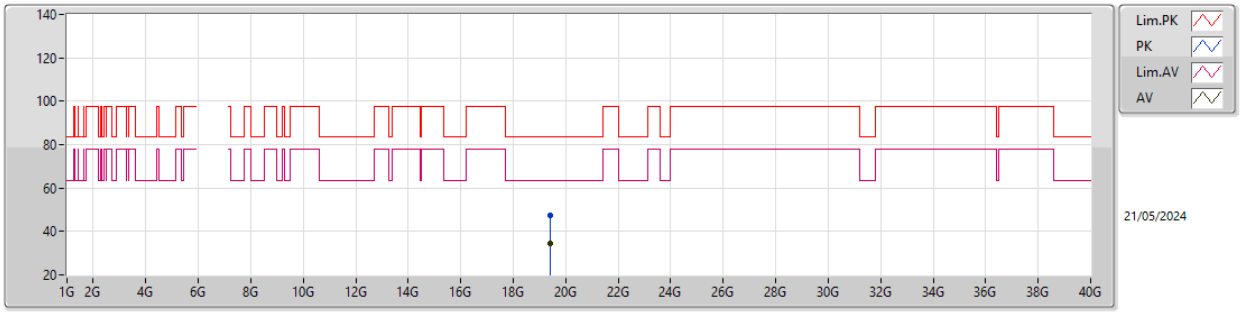

EUT Y_4TX
Setting 20
04-E-K-5

Type	Freq	Level	Limit	Margin	Raw	Dist	Condition	Azimuth	Height	Comment	AF	CL	PA
	(Hz)	(dBuV/m)	(dBuV/m)	(dB)	(dBuV)	(m)		(°)	(m)		(dB)	(dB)	(dB)
PK	19.39425G	47.37	83.54	-36.17	43.77	1	Vertical	277	1.54	-	37.98	15.23	49.61
AV	19.39975G	34.24	63.54	-29.30	30.62	1	Vertical	277	1.54	-	38.00	15.23	49.61

6.425-6.525GHz_802.11be EHT80-BF_Nss1,(MCS0)_4TX

6465MHz_TX

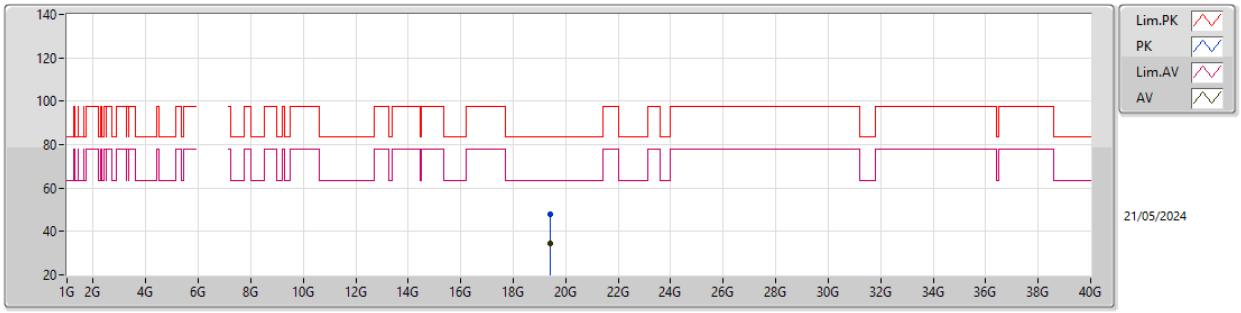

EUT Y_4TX
Setting 20
04-E-K-5

Type	Freq	Level	Limit	Margin	Raw	Dist	Condition	Azimuth	Height	Comment	AF	CL	PA
	(Hz)	(dBuV/m)	(dBuV/m)	(dB)	(dBuV)	(m)		(°)	(m)		(dB)	(dB)	(dB)
PK	19.3947G	47.82	83.54	-35.72	44.22	1	Horizontal	256	1.53	-	37.98	15.23	49.61
AV	19.39929G	34.29	63.54	-29.25	30.67	1	Horizontal	256	1.53	-	38.00	15.23	49.61

6.425-6.525GHz_802.11be EHT80-BF_Nss1,(MCS0)_4TX

6545MHz_TX

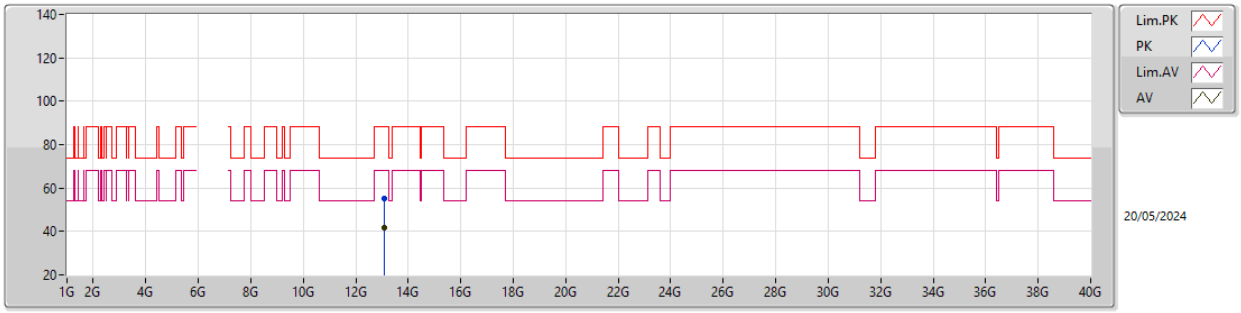

EUT Y_4TX
Setting 19
04-E-J-8

Type	Freq	Level	Limit	Margin	Raw	Dist	Condition	Azimuth	Height	Comment	AF	CL	PA
	(Hz)	(dBuV/m)	(dBuV/m)	(dB)	(dBuV)	(m)		(°)	(m)		(dB)	(dB)	(dB)
PK	13.08884G	55.30	88.20	-32.90	40.23	3	Vertical	93	2.17	-	39.48	10.15	34.56
RMS	13.09367G	41.59	68.20	-26.61	26.51	3	Vertical	93	2.17	-	39.49	10.15	34.56

6.425-6.525GHz_802.11be EHT80-BF_Nss1,(MCS0)_4TX

6545MHz_TX

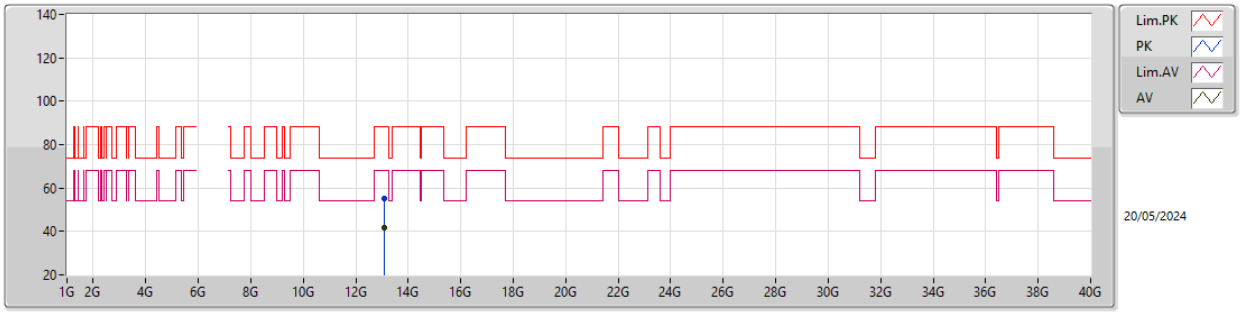

EUT Y_4TX
Setting 19
04-E-J-8

Type	Freq	Level	Limit	Margin	Raw	Dist	Condition	Azimuth	Height	Comment	AF	CL	PA
	(Hz)	(dBuV/m)	(dBuV/m)	(dB)	(dBuV)	(m)		(°)	(m)		(dB)	(dB)	(dB)
PK	13.08943G	55.14	88.20	-33.06	40.07	3	Horizontal	80	2.90	-	39.48	10.15	34.56
RMS	13.08865G	41.64	68.20	-26.56	26.57	3	Horizontal	80	2.90	-	39.48	10.15	34.56

6.425-6.525GHz_802.11be EHT80-BF_Nss1,(MCS0)_4TX

6545MHz_TX

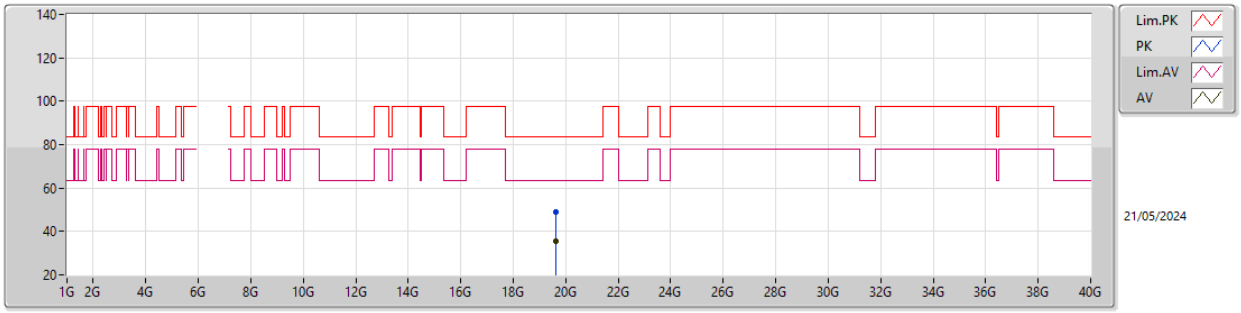

EUT Y_4TX
Setting 19
04-E-K-5

Type	Freq	Level	Limit	Margin	Raw	Dist	Condition	Azimuth	Height	Comment	AF	CL	PA
	(Hz)	(dBuV/m)	(dBuV/m)	(dB)	(dBuV)	(m)		(°)	(m)		(dB)	(dB)	(dB)
PK	19.63377G	48.85	83.54	-34.69	45.20	1	Vertical	80	1.56	-	38.00	15.22	49.57
AV	19.63388G	35.49	63.54	-28.05	31.84	1	Vertical	80	1.56	-	38.00	15.22	49.57

6.425-6.525GHz_802.11be EHT80-BF_Nss1,(MCS0)_4TX

6545MHz_TX

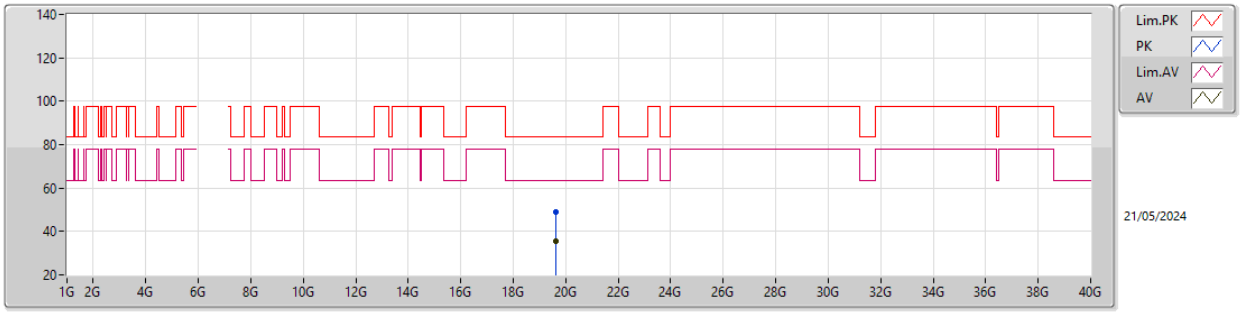

EUT Y_4TX
Setting 19
04-E-K-5

Type	Freq	Level	Limit	Margin	Raw	Dist	Condition	Azimuth	Height	Comment	AF	CL	PA
	(Hz)	(dBuV/m)	(dBuV/m)	(dB)	(dBuV)	(m)		(°)	(m)		(dB)	(dB)	(dB)
PK	19.63991G	48.77	83.54	-34.77	45.08	1	Horizontal	124	1.54	-	38.04	15.22	49.57
AV	19.63495G	35.49	63.54	-28.05	31.83	1	Horizontal	124	1.54	-	38.01	15.22	49.57

6.525-6.875GHz_802.11be EHT80-BF_Nss1,(MCS0)_4TX

6625MHz_TX

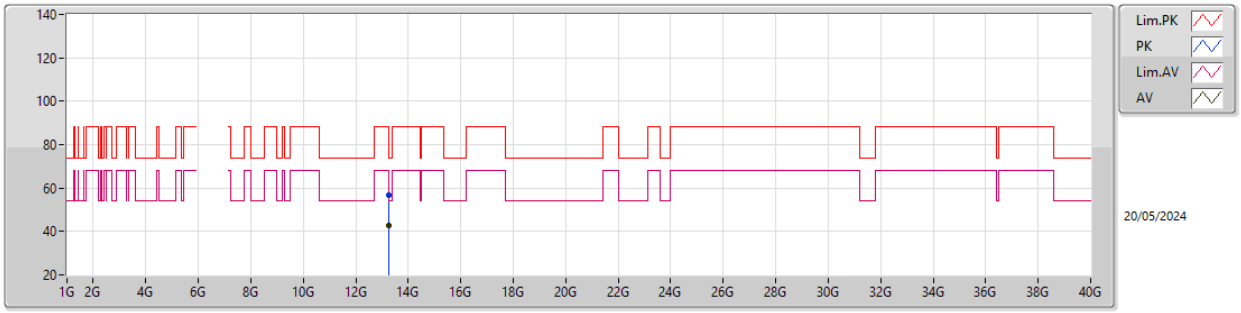

EUT Y_4TX
Setting 19
04-E-J-8

Type	Freq	Level	Limit	Margin	Raw	Dist	Condition	Azimuth	Height	Comment	AF	CL	PA
	(Hz)	(dBuV/m)	(dBuV/m)	(dB)	(dBuV)	(m)		(°)	(m)		(dB)	(dB)	(dB)
PK	13.25251G	56.52	74.00	-17.48	41.16	3	Vertical	315	2.16	-	39.81	10.21	34.66
AV	13.25388G	42.52	54.00	-11.48	27.16	3	Vertical	315	2.16	-	39.81	10.21	34.66

6.525-6.875GHz_802.11be EHT80-BF_Nss1,(MCS0)_4TX

6625MHz_TX

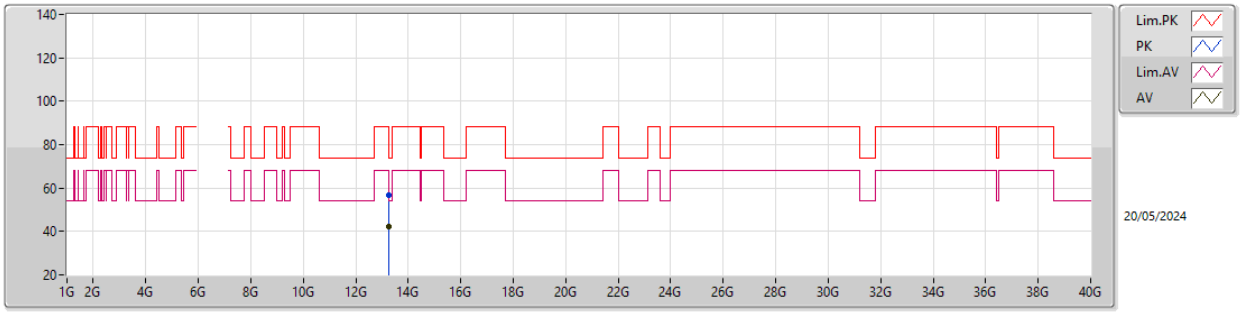

EUT Y_4TX
Setting 19
04-E-J-8

Type	Freq	Level	Limit	Margin	Raw	Dist	Condition	Azimuth	Height	Comment	AF	CL	PA
	(Hz)	(dBuV/m)	(dBuV/m)	(dB)	(dBuV)	(m)		(°)	(m)		(dB)	(dB)	(dB)
PK	13.25133G	56.79	74.00	-17.21	41.44	3	Horizontal	98	1.38	-	39.80	10.21	34.66
AV	13.25375G	42.42	54.00	-11.58	27.06	3	Horizontal	98	1.38	-	39.81	10.21	34.66

6.525-6.875GHz_802.11be EHT80-BF_Nss1,(MCS0)_4TX

6625MHz_TX

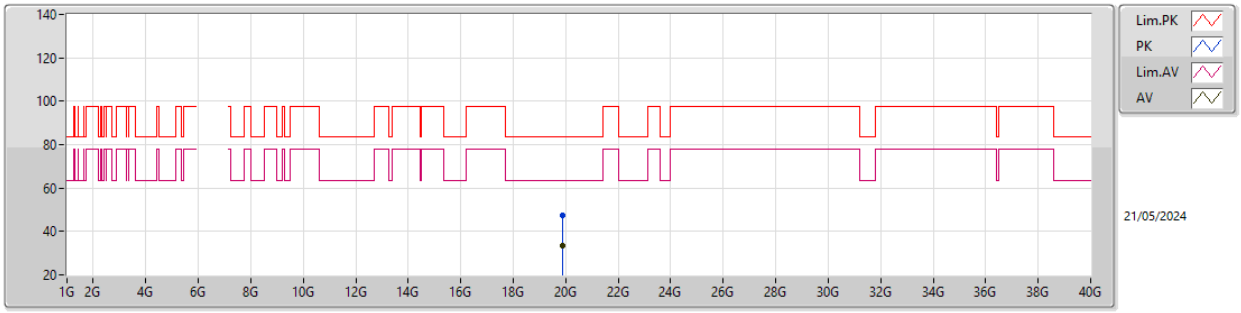

EUT Y_4TX
Setting 19
04-E-K-5

Type	Freq	Level	Limit	Margin	Raw	Dist	Condition	Azimuth	Height	Comment	AF	CL	PA
	(Hz)	(dBuV/m)	(dBuV/m)	(dB)	(dBuV)	(m)		(°)	(m)		(dB)	(dB)	(dB)
PK	19.87148G	47.26	83.54	-36.28	43.70	1	Vertical	217	1.51	-	37.73	15.21	49.38
AV	19.87912G	33.65	63.54	-29.89	30.04	1	Vertical	217	1.51	-	37.77	15.21	49.37

6.525-6.875GHz_802.11be EHT80-BF_Nss1,(MCS0)_4TX

6625MHz_TX

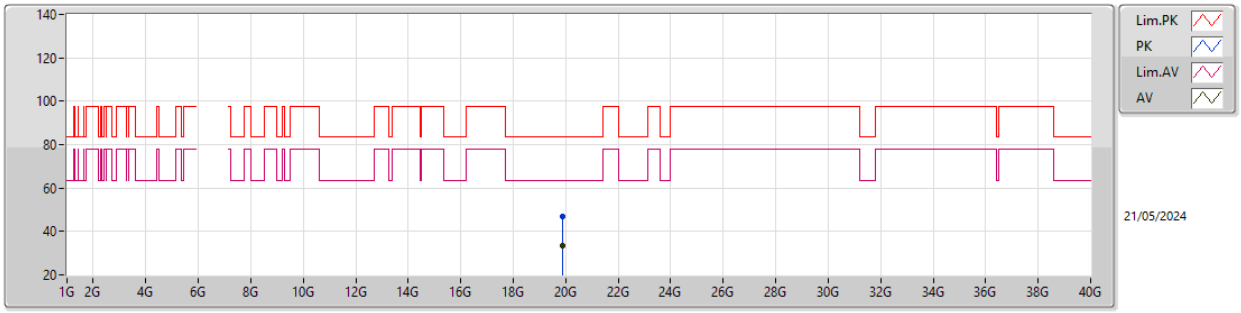

EUT Y_4TX
Setting 19
04-E-K-5

Type	Freq	Level	Limit	Margin	Raw	Dist	Condition	Azimuth	Height	Comment	AF	CL	PA
	(Hz)	(dBuV/m)	(dBuV/m)	(dB)	(dBuV)	(m)		(°)	(m)		(dB)	(dB)	(dB)
PK	19.87418G	46.78	83.54	-36.76	43.19	1	Horizontal	183	1.53	-	37.75	15.21	49.37
AV	19.87938G	33.61	63.54	-29.93	29.99	1	Horizontal	183	1.53	-	37.78	15.21	49.37

6.525-6.875GHz_802.11be EHT80-BF_Nss1,(MCS0)_4TX

6705MHz_TX

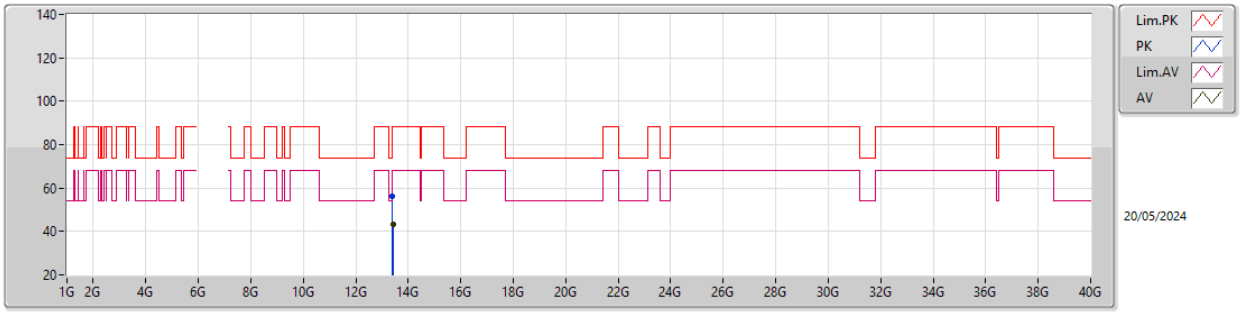

EUT Y_4TX
Setting 18
04-E-J-8

Type	Freq	Level	Limit	Margin	Raw	Dist	Condition	Azimuth	Height	Comment	AF	CL	PA
	(Hz)	(dBuV/m)	(dBuV/m)	(dB)	(dBuV)	(m)		(°)	(m)		(dB)	(dB)	(dB)
PK	13.40845G	56.41	88.20	-31.79	40.87	3	Vertical	155	2.71	-	40.02	10.27	34.75
RMS	13.41114G	43.02	68.20	-25.18	27.48	3	Vertical	155	2.71	-	40.02	10.27	34.75

6.525-6.875GHz_802.11be EHT80-BF_Nss1,(MCS0)_4TX

6705MHz_TX

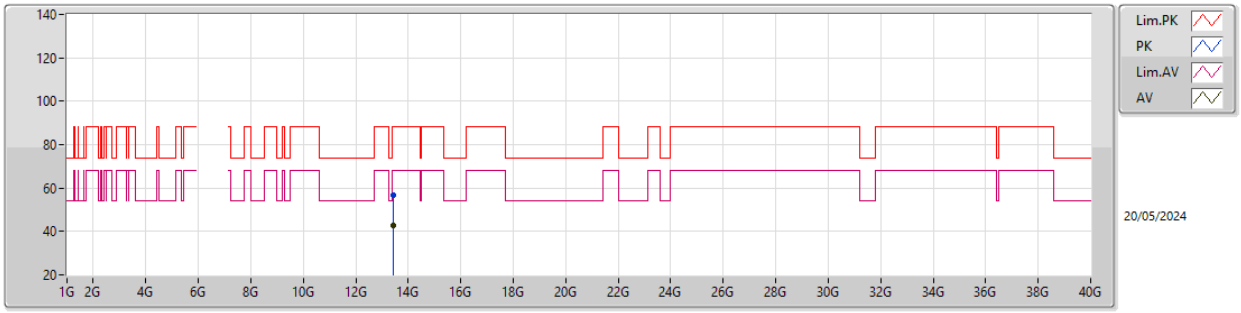

EUT Y_4TX
Setting 18
04-E-J-8

Type	Freq	Level	Limit	Margin	Raw	Dist	Condition	Azimuth	Height	Comment	AF	CL	PA
	(Hz)	(dBuV/m)	(dBuV/m)	(dB)	(dBuV)	(m)		(°)	(m)		(dB)	(dB)	(dB)
PK	13.41284G	56.56	88.20	-31.64	41.01	3	Horizontal	162	2.21	-	40.03	10.27	34.75
RMS	13.41375G	43.00	68.20	-25.20	27.45	3	Horizontal	162	2.21	-	40.03	10.27	34.75

6.525-6.875GHz_802.11be EHT80-BF_Nss1,(MCS0)_4TX

6705MHz_TX

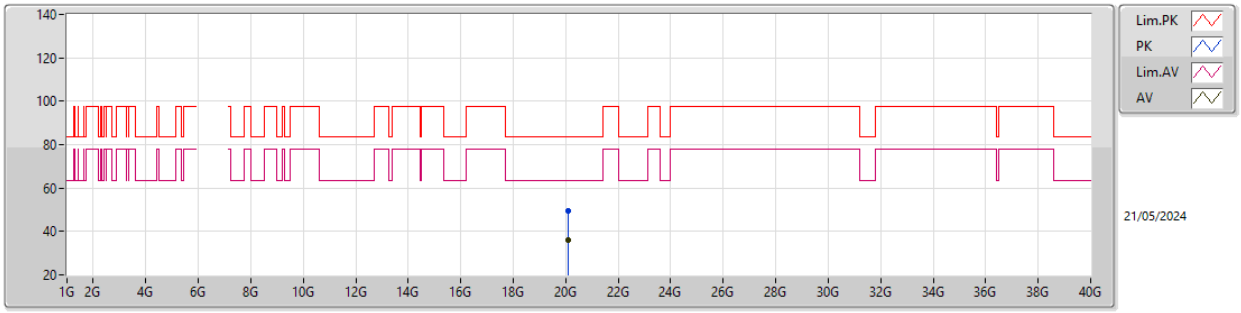

EUT Y_4TX
Setting 18
04-E-K-5

Type	Freq	Level	Limit	Margin	Raw	Dist	Condition	Azimuth	Height	Comment	AF	CL	PA
	(Hz)	(dBuV/m)	(dBuV/m)	(dB)	(dBuV)	(m)		(°)	(m)		(dB)	(dB)	(dB)
PK	20.11337G	49.64	83.54	-33.90	45.77	1	Vertical	305	1.51	-	37.82	15.29	49.24
AV	20.11149G	36.04	63.54	-27.50	32.16	1	Vertical	305	1.51	-	37.83	15.29	49.24

6.525-6.875GHz_802.11be EHT80-BF_Nss1,(MCS0)_4TX

6705MHz_TX

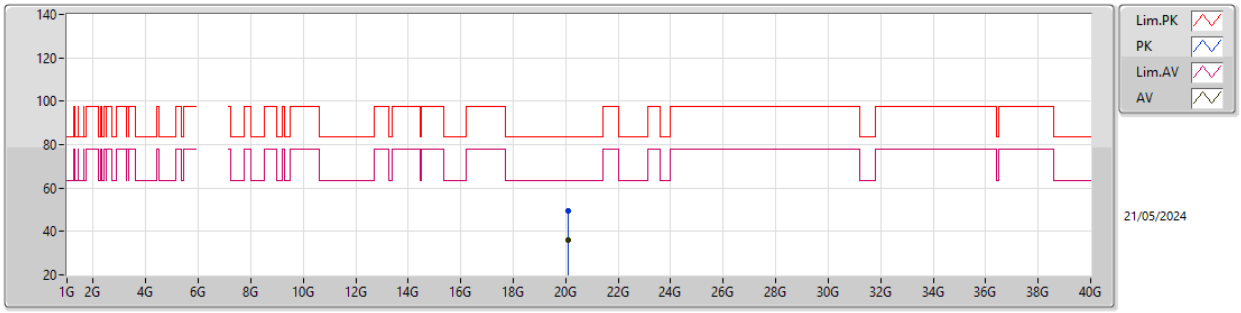

EUT Y_4TX
Setting 18
04-E-K-5

Type	Freq	Level	Limit	Margin	Raw	Dist	Condition	Azimuth	Height	Comment	AF	CL	PA
	(Hz)	(dBuV/m)	(dBuV/m)	(dB)	(dBuV)	(m)		(°)	(m)		(dB)	(dB)	(dB)
PK	20.11537G	49.30	83.54	-34.24	45.44	1	Horizontal	191	1.55	-	37.81	15.29	49.24
AV	20.11354G	36.07	63.54	-27.47	32.20	1	Horizontal	191	1.55	-	37.82	15.29	49.24

6.525-6.875GHz_802.11be EHT80-BF_Nss1,(MCS0)_4TX

6785MHz_TX

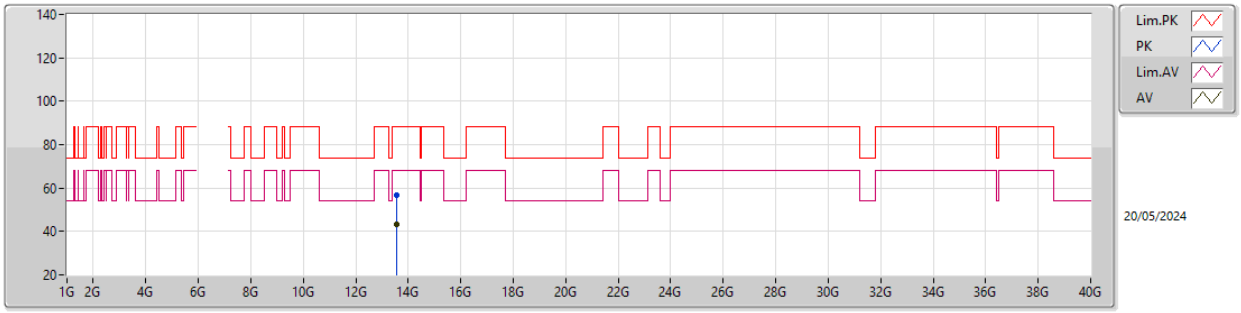

EUT Y_4TX
Setting 20
04-E-J-8

Type	Freq	Level	Limit	Margin	Raw	Dist	Condition	Azimuth	Height	Comment	AF	CL	PA
	(Hz)	(dBuV/m)	(dBuV/m)	(dB)	(dBuV)	(m)		(°)	(m)		(dB)	(dB)	(dB)
PK	13.57182G	56.60	88.20	-31.60	40.92	3	Vertical	35	1.82	-	40.20	10.34	34.86
RMS	13.56755G	43.19	68.20	-25.01	27.52	3	Vertical	35	1.82	-	40.20	10.33	34.86

6.525-6.875GHz_802.11be EHT80-BF_Nss1,(MCS0)_4TX

6785MHz_TX

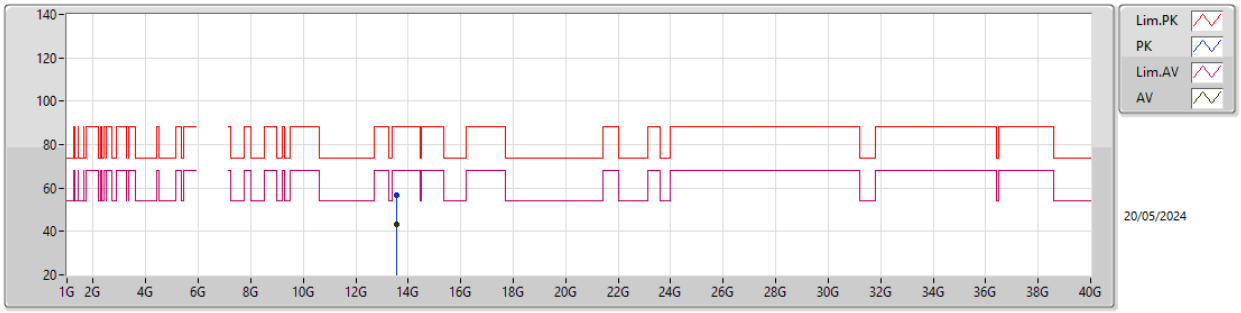

EUT Y_4TX
Setting 20
04-E-J-8

Type	Freq	Level	Limit	Margin	Raw	Dist	Condition	Azimuth	Height	Comment	AF	CL	PA
	(Hz)	(dBuV/m)	(dBuV/m)	(dB)	(dBuV)	(m)		(°)	(m)		(dB)	(dB)	(dB)
PK	13.57332G	56.74	88.20	-31.46	41.07	3	Horizontal	38	2.69	-	40.20	10.34	34.87
RMS	13.57049G	43.15	68.20	-25.05	27.48	3	Horizontal	38	2.69	-	40.20	10.33	34.86

6.525-6.875GHz_802.11be EHT80-BF_Nss1,(MCS0)_4TX

6785MHz_TX

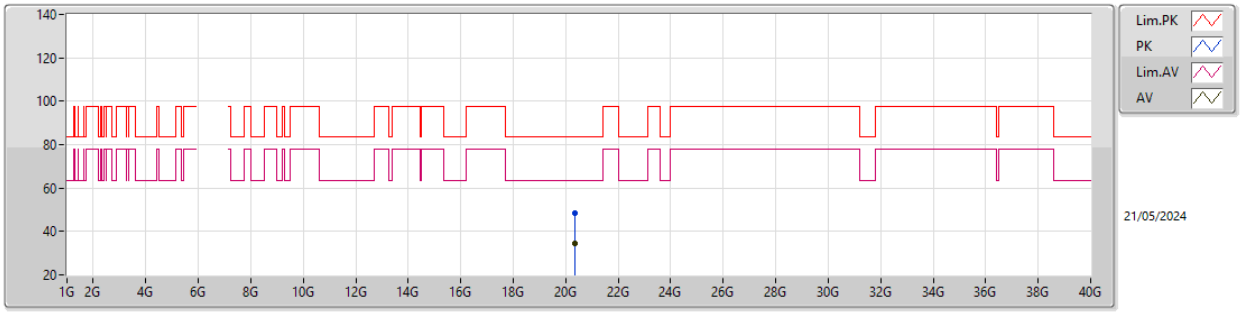

EUT Y_4TX
Setting 20
04-E-K-5

Type	Freq	Level	Limit	Margin	Raw	Dist	Condition	Azimuth	Height	Comment	AF	CL	PA
	(Hz)	(dBuV/m)	(dBuV/m)	(dB)	(dBuV)	(m)		(°)	(m)		(dB)	(dB)	(dB)
PK	20.35057G	48.26	83.54	-35.28	43.86	1	Vertical	212	1.51	-	38.10	15.48	49.18
AV	20.35029G	34.69	63.54	-28.85	30.29	1	Vertical	212	1.51	-	38.10	15.48	49.18

6.525-6.875GHz_802.11be EHT80-BF_Nss1,(MCS0)_4TX

6785MHz_TX

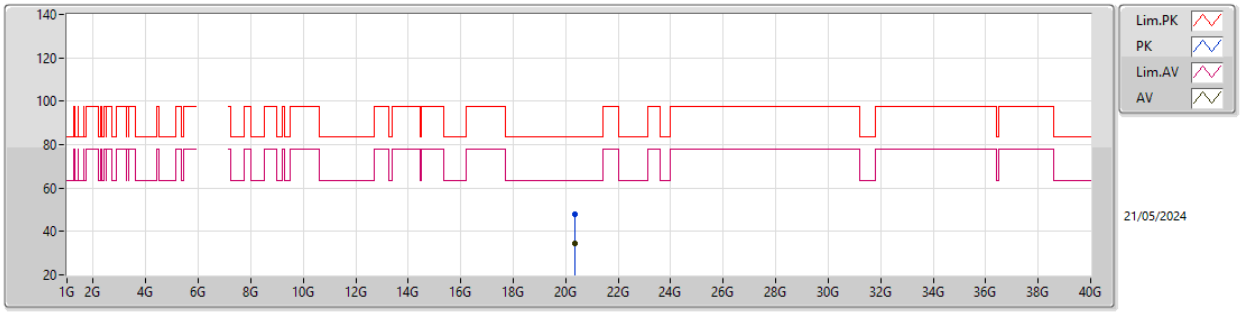

EUT Y_4TX
Setting 20
04-E-K-5

Type	Freq	Level	Limit	Margin	Raw	Dist	Condition	Azimuth	Height	Comment	AF	CL	PA
	(Hz)	(dBuV/m)	(dBuV/m)	(dB)	(dBuV)	(m)		(°)	(m)		(dB)	(dB)	(dB)
PK	20.35385G	47.96	83.54	-35.58	43.57	1	Horizontal	134	1.55	-	38.09	15.48	49.18
AV	20.35362G	34.63	63.54	-28.91	30.24	1	Horizontal	134	1.55	-	38.09	15.48	49.18

6.525-6.875GHz_802.11be EHT80-BF_Nss1,(MCS0)_4TX

6865MHz_TX

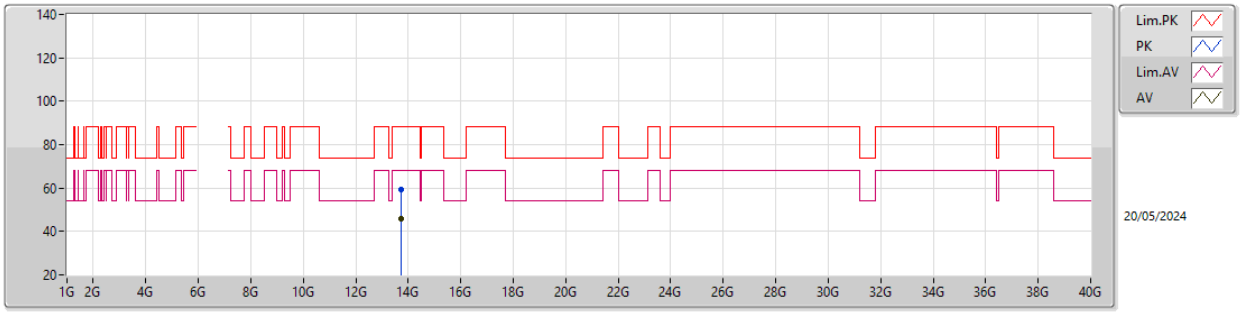

EUT Y_4TX
Setting 21
04-E-J-8

Type	Freq	Level	Limit	Margin	Raw	Dist	Condition	Azimuth	Height	Comment	AF	CL	PA
	(Hz)	(dBuV/m)	(dBuV/m)	(dB)	(dBuV)	(m)		(°)	(m)		(dB)	(dB)	(dB)
PK	13.72752G	59.54	88.20	-28.66	43.83	3	Vertical	238	1.24	-	40.31	10.40	35.00
RMS	13.72979G	46.09	68.20	-22.11	30.38	3	Vertical	238	1.24	-	40.32	10.40	35.01

6.525-6.875GHz_802.11be EHT80-BF_Nss1,(MCS0)_4TX

6865MHz_TX

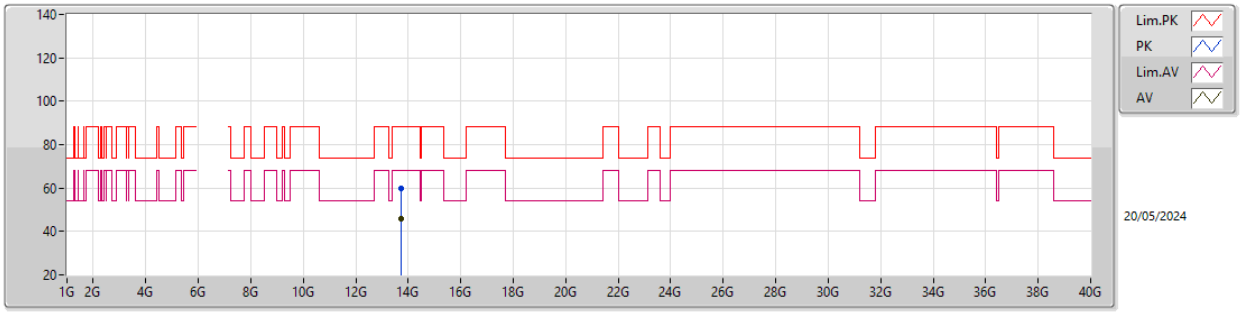

EUT Y_4TX
Setting 21
04-E-J-8

Type	Freq	Level	Limit	Margin	Raw	Dist	Condition	Azimuth	Height	Comment	AF	CL	PA
	(Hz)	(dBuV/m)	(dBuV/m)	(dB)	(dBuV)	(m)		(°)	(m)		(dB)	(dB)	(dB)
PK	13.73276G	60.06	88.20	-28.14	44.34	3	Horizontal	252	2.40	-	40.33	10.40	35.01
RMS	13.73449G	46.05	68.20	-22.15	30.32	3	Horizontal	252	2.40	-	40.34	10.40	35.01

6.525-6.875GHz_802.11be EHT80-BF_Nss1,(MCS0)_4TX

6865MHz_TX

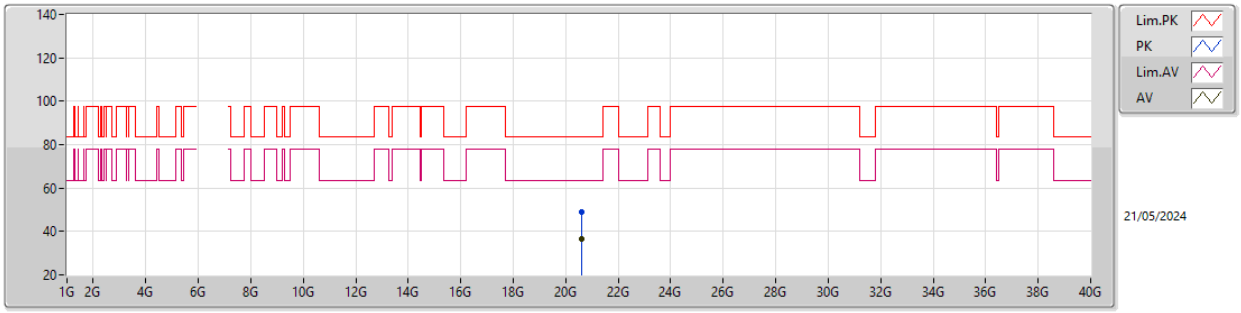

EUT Y_4TX
Setting 21
04-E-K-5

Type	Freq	Level	Limit	Margin	Raw	Dist	Condition	Azimuth	Height	Comment	AF	CL	PA
	(Hz)	(dBuV/m)	(dBuV/m)	(dB)	(dBuV)	(m)		(°)	(m)		(dB)	(dB)	(dB)
PK	20.5906G	49.00	83.54	-34.54	44.44	1	Vertical	47	1.50	-	37.98	15.67	49.09
AV	20.59047G	36.30	63.54	-27.24	31.74	1	Vertical	47	1.50	-	37.98	15.67	49.09

6.525-6.875GHz_802.11be EHT80-BF_Nss1,(MCS0)_4TX

6865MHz_TX

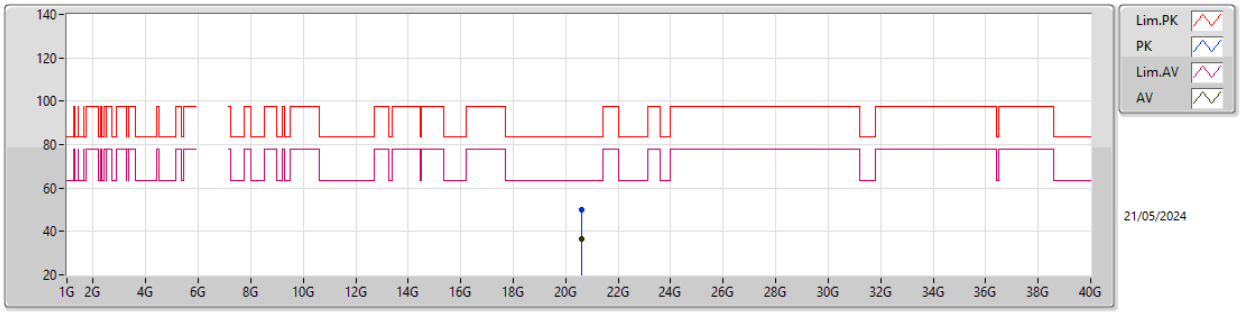

EUT Y_4TX
Setting 21
04-E-K-5

Type	Freq	Level	Limit	Margin	Raw	Dist	Condition	Azimuth	Height	Comment	AF	CL	PA
	(Hz)	(dBuV/m)	(dBuV/m)	(dB)	(dBuV)	(m)		(°)	(m)		(dB)	(dB)	(dB)
PK	20.59944G	50.02	83.54	-33.52	45.43	1	Horizontal	219	1.57	-	38.00	15.68	49.09
AV	20.59893G	36.30	63.54	-27.24	31.71	1	Horizontal	219	1.57	-	38.00	15.68	49.09

6.875-7.125GHz_802.11be EHT80-BF_Nss1,(MCS0)_4TX

6945MHz_TX

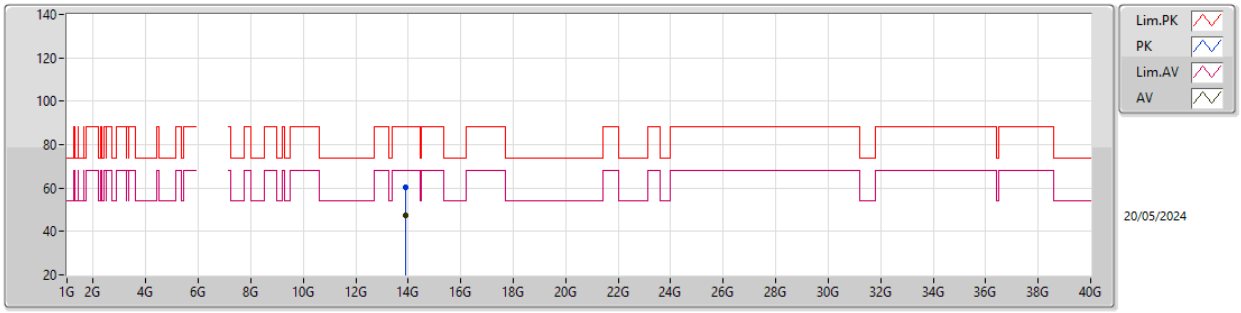

EUT Y_4TX
Setting 21
04-E-J-8

Type	Freq	Level	Limit	Margin	Raw	Dist	Condition	Azimuth	Height	Comment	AF	CL	PA
	(Hz)	(dBuV/m)	(dBuV/m)	(dB)	(dBuV)	(m)		(°)	(m)		(dB)	(dB)	(dB)
PK	13.88761G	60.49	88.20	-27.71	44.60	3	Vertical	101	1.81	-	40.58	10.46	35.15
RMS	13.88946G	47.28	68.20	-20.92	31.39	3	Vertical	101	1.81	-	40.58	10.46	35.15

6.875-7.125GHz_802.11be EHT80-BF_Nss1,(MCS0)_4TX

6945MHz_TX

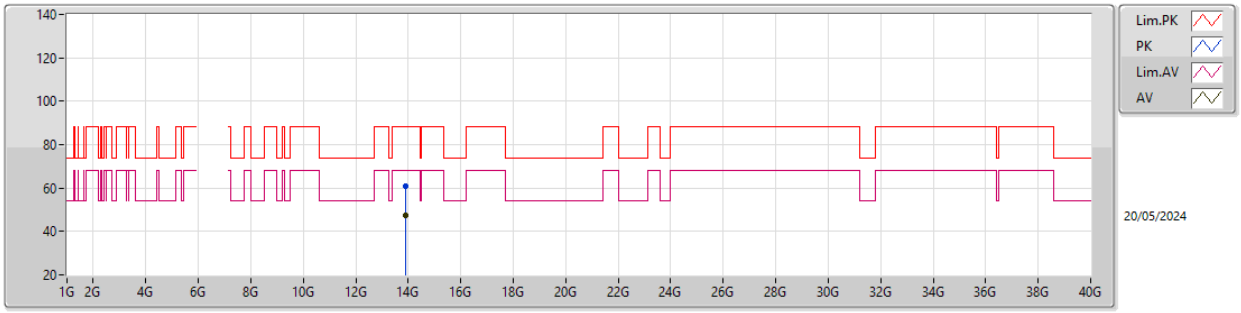

EUT Y_4TX
Setting 21
04-E-J-8

Type	Freq	Level	Limit	Margin	Raw	Dist	Condition	Azimuth	Height	Comment	AF	CL	PA
	(Hz)	(dBuV/m)	(dBuV/m)	(dB)	(dBuV)	(m)		(°)	(m)		(dB)	(dB)	(dB)
PK	13.89482G	60.94	88.20	-27.26	45.05	3	Horizontal	191	1.55	-	40.59	10.46	35.16
RMS	13.89224G	47.27	68.20	-20.93	31.38	3	Horizontal	191	1.55	-	40.58	10.46	35.15

6.875-7.125GHz_802.11be EHT80-BF_Nss1,(MCS0)_4TX

6945MHz_TX

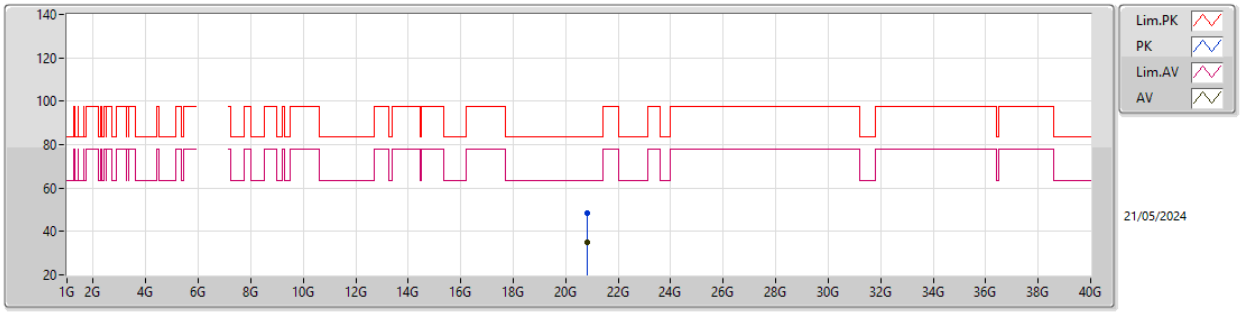

EUT Y_4TX
Setting 21
04-E-K-5

Type	Freq	Level	Limit	Margin	Raw	Dist	Condition	Azimuth	Height	Comment	AF	CL	PA
	(Hz)	(dBuV/m)	(dBuV/m)	(dB)	(dBuV)	(m)		(°)	(m)		(dB)	(dB)	(dB)
PK	20.83609G	48.46	83.54	-35.08	43.36	1	Vertical	18	1.57	-	38.20	15.87	48.97
AV	20.83234G	35.21	63.54	-28.33	30.11	1	Vertical	18	1.57	-	38.20	15.87	48.97

6.875-7.125GHz_802.11be EHT80-BF_Nss1,(MCS0)_4TX

6945MHz_TX

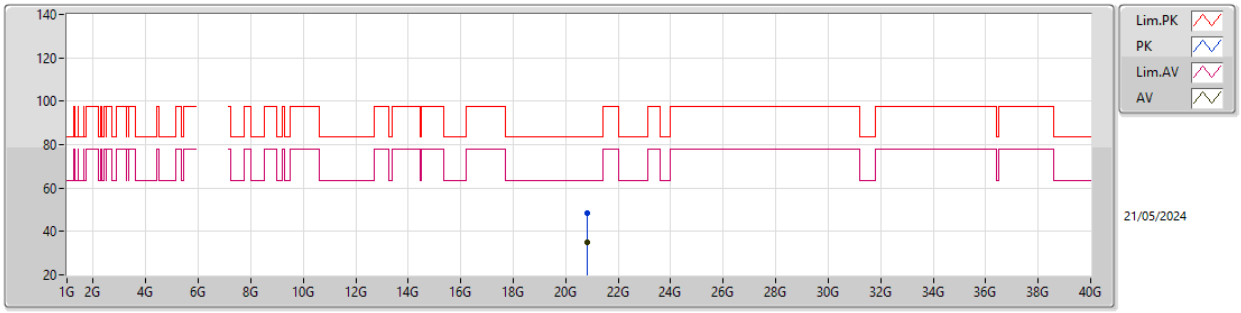

EUT Y_4TX
Setting 21
04-E-K-5

Type	Freq	Level	Limit	Margin	Raw	Dist	Condition	Azimuth	Height	Comment	AF	CL	PA
	(Hz)	(dBuV/m)	(dBuV/m)	(dB)	(dBuV)	(m)		(°)	(m)		(dB)	(dB)	(dB)
PK	20.83098G	48.30	83.54	-35.24	43.21	1	Horizontal	195	1.53	-	38.20	15.86	48.97
AV	20.83096G	35.12	63.54	-28.42	30.03	1	Horizontal	195	1.53	-	38.20	15.86	48.97

6.875-7.125GHz_802.11be EHT80-BF_Nss1,(MCS0)_4TX

7025MHz_TX

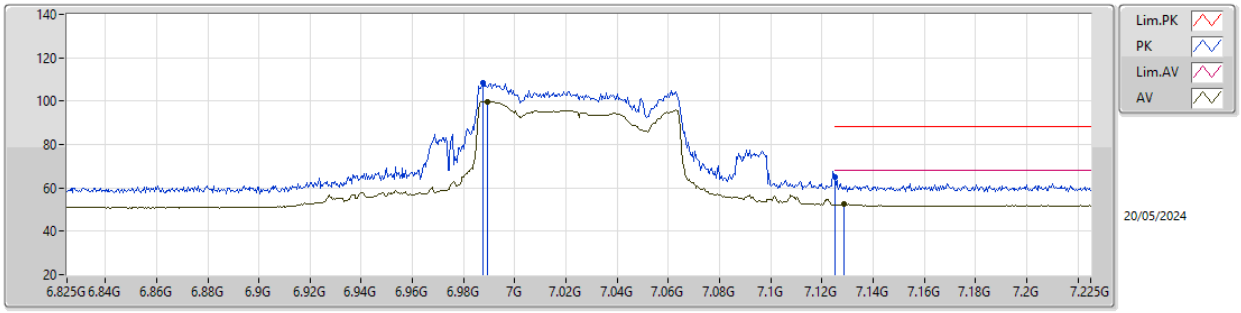

EUT Y_4TX
Setting 22
04-E-G-4-10

Type	Freq	Level	Limit	Margin	Raw	Dist	Condition	Azimuth	Height	Comment	AF	CL	PA
	(Hz)	(dBuV/m)	(dBuV/m)	(dB)	(dBuV)	(m)		(°)	(m)		(dB)	(dB)	(dB)
PK	6.9874G	108.20	Inf	-Inf	98.77	3	Vertical	60	1.98	-	36.40	6.99	33.96
RMS	6.9894G	99.84	Inf	-Inf	90.41	3	Vertical	60	1.98	-	36.40	6.99	33.96
PK	7.125G	64.85	88.20	-23.35	55.33	3	Vertical	60	1.98	-	36.50	7.04	34.02
RMS	7.1286G	52.35	68.20	-15.85	42.82	3	Vertical	60	1.98	-	36.51	7.04	34.02

6.875-7.125GHz_802.11be EHT80-BF_Nss1,(MCS0)_4TX

7025MHz_TX

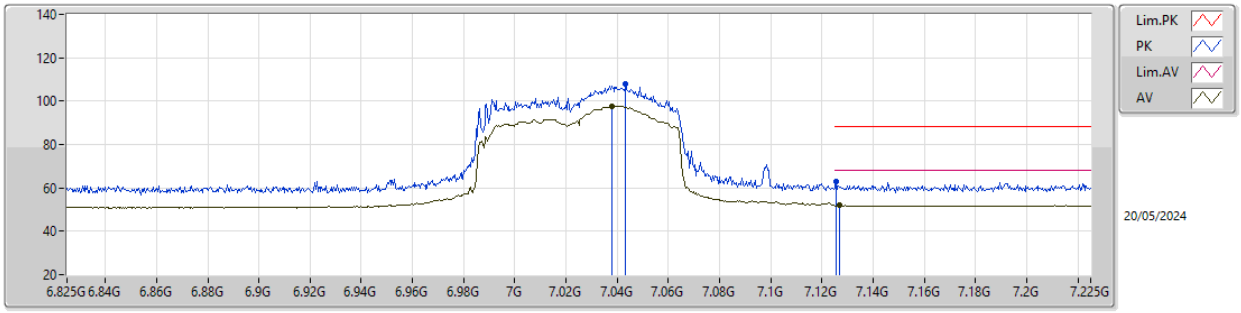

EUT Y_4TX
Setting 22
04-E-G-4-10

Type	Freq	Level	Limit	Margin	Raw	Dist	Condition	Azimuth	Height	Comment	AF	CL	PA
	(Hz)	(dBuV/m)	(dBuV/m)	(dB)	(dBuV)	(m)		(°)	(m)		(dB)	(dB)	(dB)
PK	7.0434G	107.82	Inf	-Inf	98.31	3	Horizontal	324	2.84	-	36.49	7.01	33.99
RMS	7.0378G	97.74	Inf	-Inf	88.24	3	Horizontal	324	2.84	-	36.48	7.01	33.99
PK	7.1254G	62.85	88.20	-25.35	53.33	3	Horizontal	324	2.84	-	36.50	7.04	34.02
RMS	7.127G	51.89	68.20	-16.31	42.36	3	Horizontal	324	2.84	-	36.51	7.04	34.02

6.875-7.125GHz_802.11be EHT80-BF_Nss1,(MCS0)_4TX

7025MHz_TX

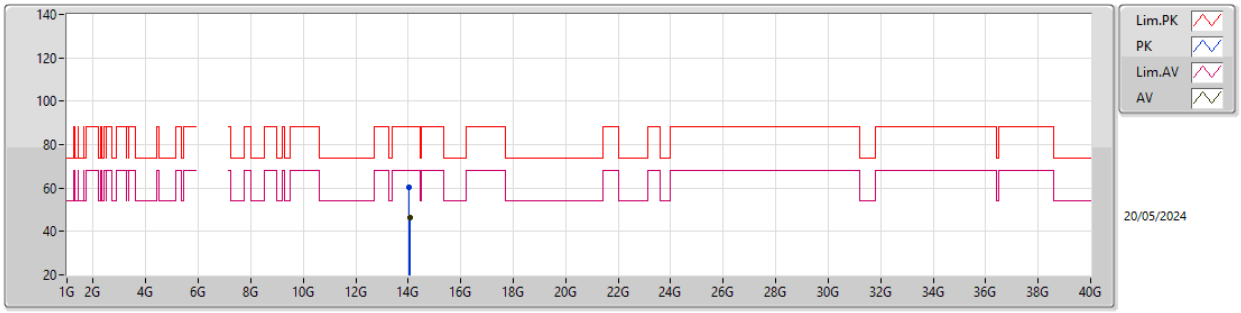

EUT Y_4TX
Setting 22
04-E-J-8

Type	Freq	Level	Limit	Margin	Raw	Dist	Condition	Azimuth	Height	Comment	AF	CL	PA
	(Hz)	(dBuV/m)	(dBuV/m)	(dB)	(dBuV)	(m)		(°)	(m)		(dB)	(dB)	(dB)
PK	14.04965G	60.14	88.20	-28.06	44.03	3	Vertical	206	1.37	-	40.80	10.52	35.21
RMS	14.05199G	46.60	68.20	-21.60	30.49	3	Vertical	206	1.37	-	40.80	10.52	35.21

6.875-7.125GHz_802.11be EHT80-BF_Nss1,(MCS0)_4TX

7025MHz_TX

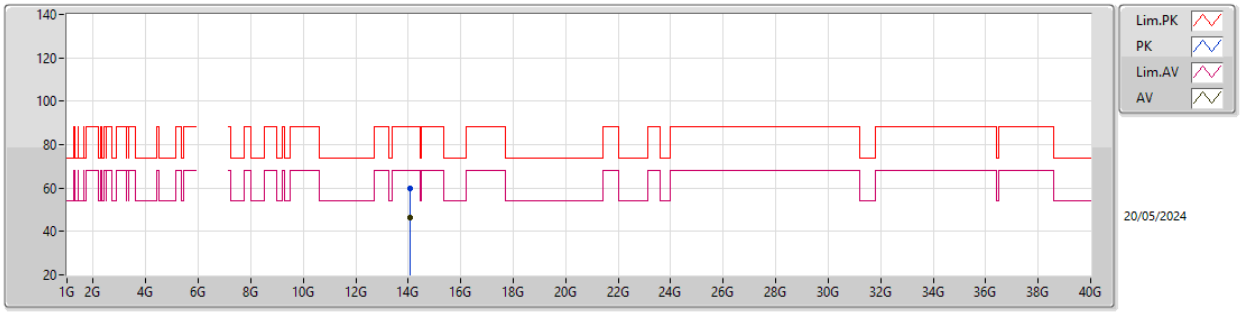

EUT Y_4TX
Setting 22
04-E-J-8

Type	Freq	Level	Limit	Margin	Raw	Dist	Condition	Azimuth	Height	Comment	AF	CL	PA
	(Hz)	(dBuV/m)	(dBuV/m)	(dB)	(dBuV)	(m)		(°)	(m)		(dB)	(dB)	(dB)
PK	14.0515G	59.69	88.20	-28.51	43.58	3	Horizontal	350	2.81	-	40.80	10.52	35.21
RMS	14.05287G	46.62	68.20	-21.58	30.50	3	Horizontal	350	2.81	-	40.80	10.53	35.21

6.875-7.125GHz_802.11be EHT80-BF_Nss1,(MCS0)_4TX

7025MHz_TX

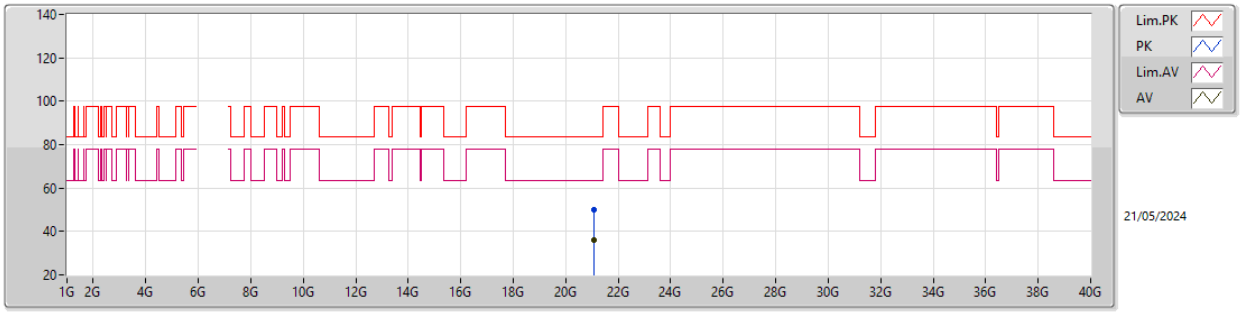

EUT Y_4TX
Setting 22
04-E-K-5

Type	Freq	Level	Limit	Margin	Raw	Dist	Condition	Azimuth	Height	Comment	AF	CL	PA
	(Hz)	(dBuV/m)	(dBuV/m)	(dB)	(dBuV)	(m)		(°)	(m)		(dB)	(dB)	(dB)
PK	21.07447G	49.83	83.54	-33.71	44.39	1	Vertical	181	1.57	-	38.25	16.06	48.87
AV	21.07973G	36.14	63.54	-27.40	30.73	1	Vertical	181	1.57	-	38.22	16.06	48.87

6.875-7.125GHz_802.11be EHT80-BF_Nss1,(MCS0)_4TX

7025MHz_TX

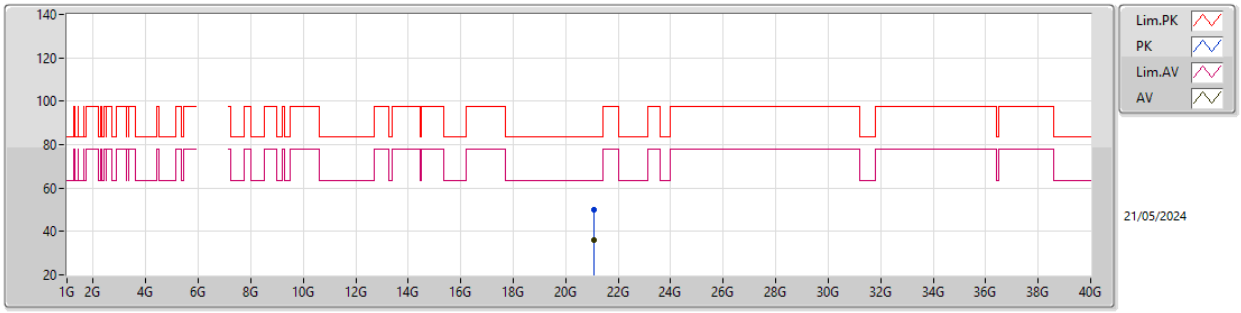

EUT Y_4TX
Setting 22
04-E-K-5

Type	Freq	Level	Limit	Margin	Raw	Dist	Condition	Azimuth	Height	Comment	AF	CL	PA
	(Hz)	(dBuV/m)	(dBuV/m)	(dB)	(dBuV)	(m)		(°)	(m)		(dB)	(dB)	(dB)
PK	21.07364G	49.95	83.54	-33.59	44.50	1	Horizontal	250	1.58	-	38.26	16.06	48.87
AV	21.07997G	36.20	63.54	-27.34	30.79	1	Horizontal	250	1.58	-	38.22	16.06	48.87

5.925-6.425GHz_802.11be EHT160-BF_Nss1,(MCS0)_4TX

6025MHz_TX

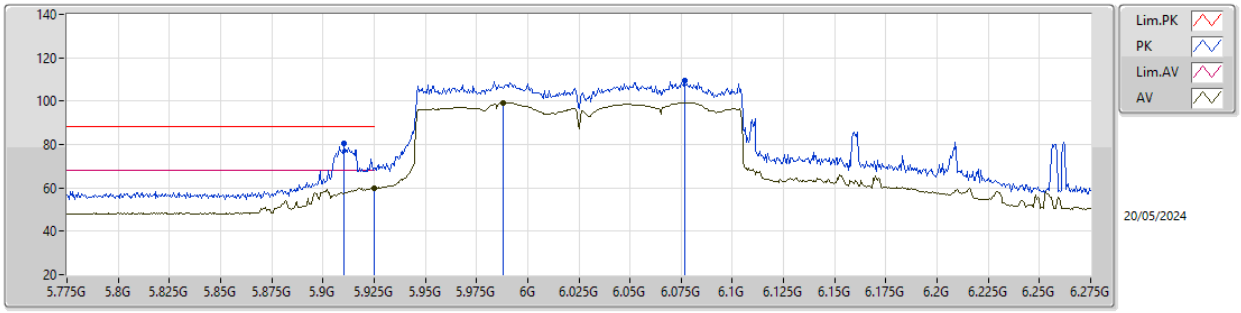

EUT Y_4TX
Setting 24
04-E-G-4-10

Type	Freq	Level	Limit	Margin	Raw	Dist	Condition	Azimuth	Height	Comment	AF	CL	PA
	(Hz)	(dBuV/m)	(dBuV/m)	(dB)	(dBuV)	(m)		(°)	(m)		(dB)	(dB)	(dB)
PK	5.9105G	80.45	88.20	-7.75	72.89	3	Vertical	313	1.43	-	34.76	6.30	33.50
RMS	5.925G	59.95	68.20	-8.25	52.30	3	Vertical	313	1.43	-	34.85	6.31	33.51
PK	6.0765G	109.46	Inf	-Inf	101.47	3	Vertical	313	1.43	-	35.05	6.47	33.53
RMS	5.988G	99.26	Inf	-Inf	91.42	3	Vertical	313	1.43	-	35.00	6.37	33.53

5.925-6.425GHz_802.11be EHT160-BF_Nss1,(MCS0)_4TX

6025MHz_TX

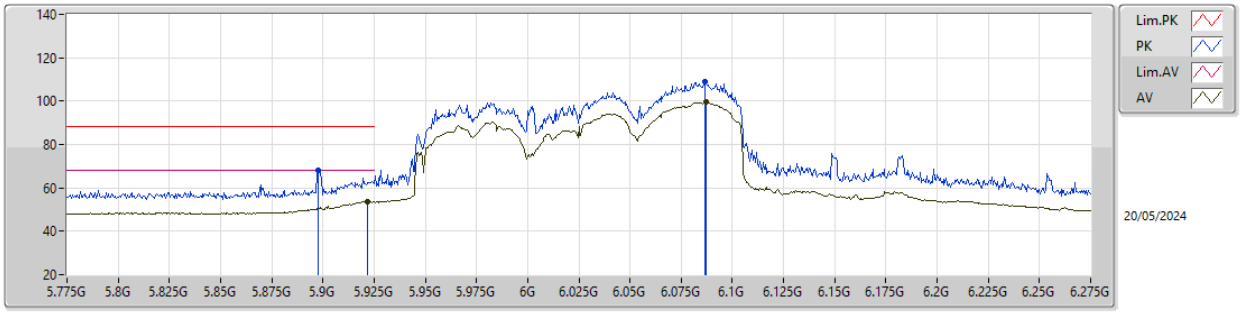

EUT Y_4TX
Setting 24
04-E-G-4-10

Type	Freq	Level	Limit	Margin	Raw	Dist	Condition	Azimuth	Height	Comment	AF	CL	PA
	(Hz)	(dBuV/m)	(dBuV/m)	(dB)	(dBuV)	(m)		(°)	(m)		(dB)	(dB)	(dB)
PK	5.8975G	68.11	88.20	-20.09	60.63	3	Horizontal	82	1.89	-	34.69	6.29	33.50
RMS	5.922G	53.81	68.20	-14.39	46.18	3	Horizontal	82	1.89	-	34.83	6.31	33.51
PK	6.0865G	109.06	Inf	-Inf	101.04	3	Horizontal	82	1.89	-	35.07	6.48	33.53
RMS	6.087G	99.45	Inf	-Inf	91.43	3	Horizontal	82	1.89	-	35.07	6.48	33.53

5.925-6.425GHz_802.11be EHT160-BF_Nss1,(MCS0)_4TX

6025MHz_TX

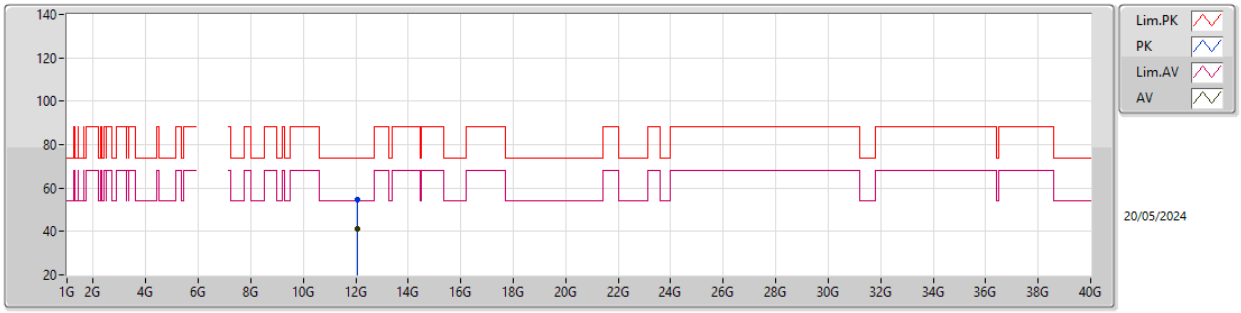

EUT Y_4TX
Setting 24
04-E-J-8

Type	Freq	Level	Limit	Margin	Raw	Dist	Condition	Azimuth	Height	Comment	AF	CL	PA
	(Hz)	(dBuV/m)	(dBuV/m)	(dB)	(dBuV)	(m)		(°)	(m)		(dB)	(dB)	(dB)
PK	12.04867G	54.89	74.00	-19.11	41.18	3	Vertical	183	1.04	-	38.50	9.75	34.54
AV	12.05464G	41.44	54.00	-12.56	27.73	3	Vertical	183	1.04	-	38.50	9.75	34.54

5.925-6.425GHz_802.11be EHT160-BF_Nss1,(MCS0)_4TX

6025MHz_TX

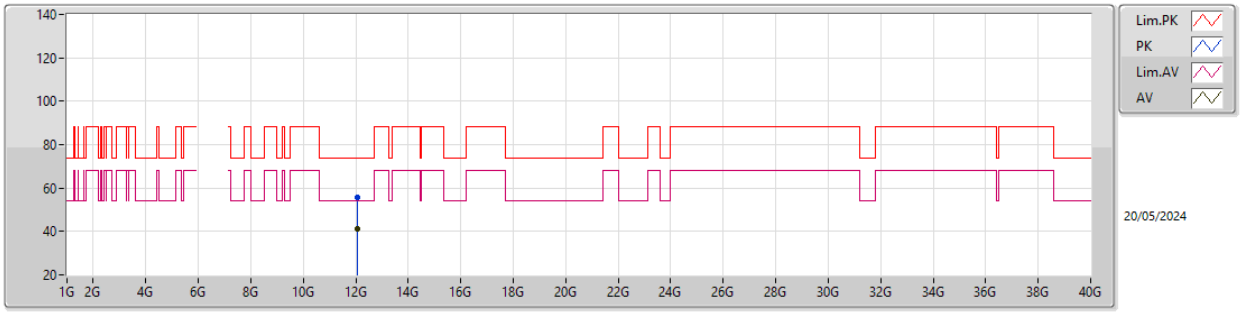

EUT Y_4TX
Setting 24
04-E-J-8

Type	Freq	Level	Limit	Margin	Raw	Dist	Condition	Azimuth	Height	Comment	AF	CL	PA
	(Hz)	(dBuV/m)	(dBuV/m)	(dB)	(dBuV)	(m)		(°)	(m)		(dB)	(dB)	(dB)
PK	12.04703G	55.56	74.00	-18.44	41.84	3	Horizontal	360	2.24	-	38.51	9.75	34.54
AV	12.05477G	41.42	54.00	-12.58	27.71	3	Horizontal	360	2.24	-	38.50	9.75	34.54

5.925-6.425GHz_802.11be EHT160-BF_Nss1,(MCS0)_4TX

6025MHz_TX

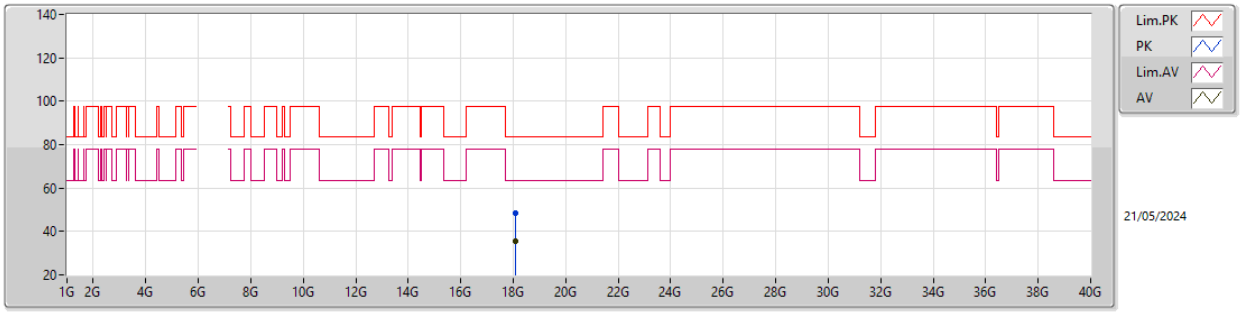

EUT Y_4TX
Setting 24
04-E-K-5

Type	Freq	Level	Limit	Margin	Raw	Dist	Condition	Azimuth	Height	Comment	AF	CL	PA
	(Hz)	(dBuV/m)	(dBuV/m)	(dB)	(dBuV)	(m)		(°)	(m)		(dB)	(dB)	(dB)
PK	18.07865G	48.59	83.54	-34.95	45.26	1	Vertical	299	1.53	-	37.51	15.30	49.48
AV	18.07473G	35.30	63.54	-28.24	31.98	1	Vertical	299	1.53	-	37.50	15.30	49.48

5.925-6.425GHz_802.11be EHT160-BF_Nss1,(MCS0)_4TX

6025MHz_TX

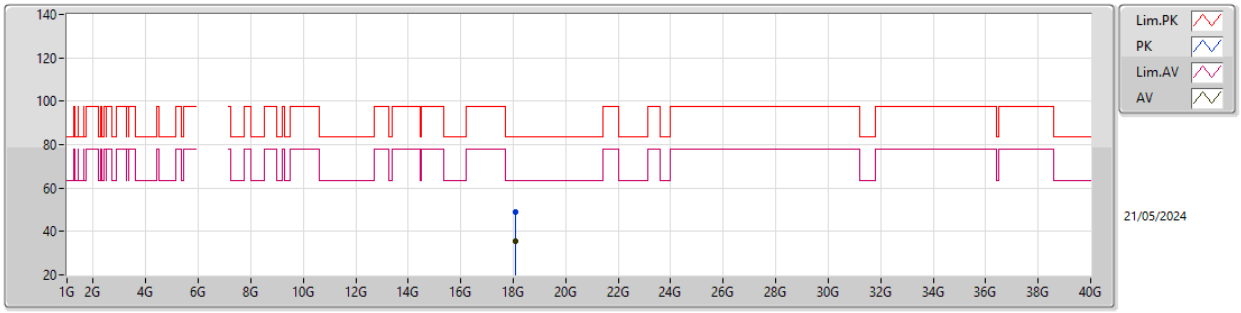

EUT Y_4TX
Setting 24
04-E-K-5

Type	Freq	Level	Limit	Margin	Raw	Dist	Condition	Azimuth	Height	Comment	AF	CL	PA
	(Hz)	(dBuV/m)	(dBuV/m)	(dB)	(dBuV)	(m)		(°)	(m)		(dB)	(dB)	(dB)
PK	18.07789G	48.81	83.54	-34.73	45.48	1	Horizontal	269	1.51	-	37.51	15.30	49.48
AV	18.07954G	35.34	63.54	-28.20	32.00	1	Horizontal	269	1.51	-	37.52	15.30	49.48

5.925-6.425GHz_802.11be EHT160-BF_Nss1,(MCS0)_4TX

6185MHz_TX

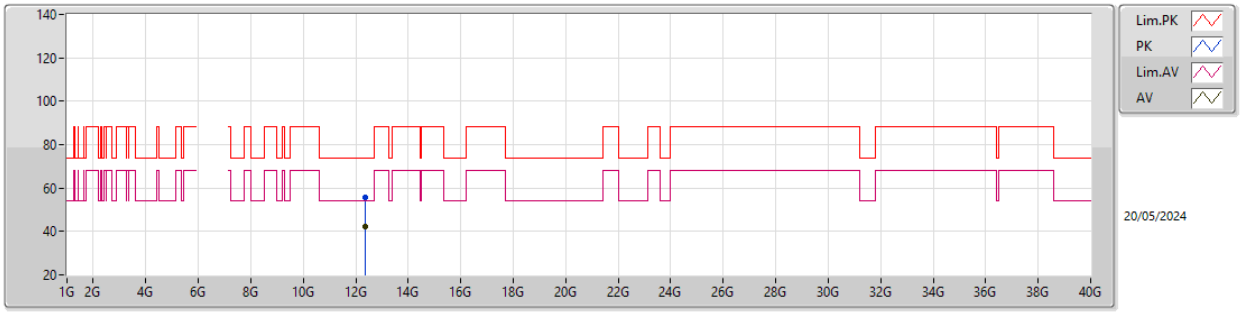

EUT Y_4TX
Setting 24
04-E-J-8

Type	Freq	Level	Limit	Margin	Raw	Dist	Condition	Azimuth	Height	Comment	AF	CL	PA
	(Hz)	(dBuV/m)	(dBuV/m)	(dB)	(dBuV)	(m)		(°)	(m)		(dB)	(dB)	(dB)
PK	12.36737G	55.54	74.00	-18.46	41.77	3	Vertical	191	1.23	-	38.43	9.87	34.53
AV	12.37G	42.48	54.00	-11.52	28.70	3	Vertical	191	1.23	-	38.44	9.87	34.53

5.925-6.425GHz_802.11be EHT160-BF_Nss1,(MCS0)_4TX

6185MHz_TX

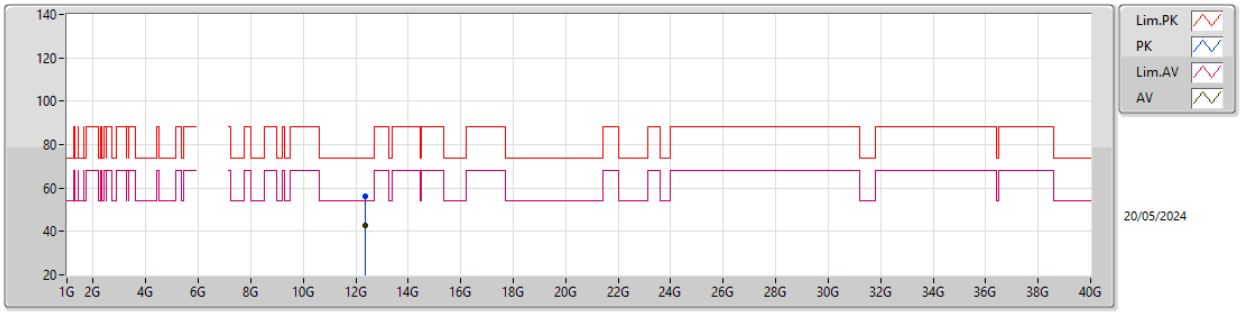

EUT Y_4TX
Setting 24
04-E-J-8

Type	Freq	Level	Limit	Margin	Raw	Dist	Condition	Azimuth	Height	Comment	AF	CL	PA
	(Hz)	(dBuV/m)	(dBuV/m)	(dB)	(dBuV)	(m)		(°)	(m)		(dB)	(dB)	(dB)
PK	12.37283G	56.22	74.00	-17.78	42.43	3	Horizontal	71	2.88	-	38.45	9.87	34.53
AV	12.37195G	42.51	54.00	-11.49	28.73	3	Horizontal	71	2.88	-	38.44	9.87	34.53

5.925-6.425GHz_802.11be EHT160-BF_Nss1,(MCS0)_4TX

6185MHz_TX

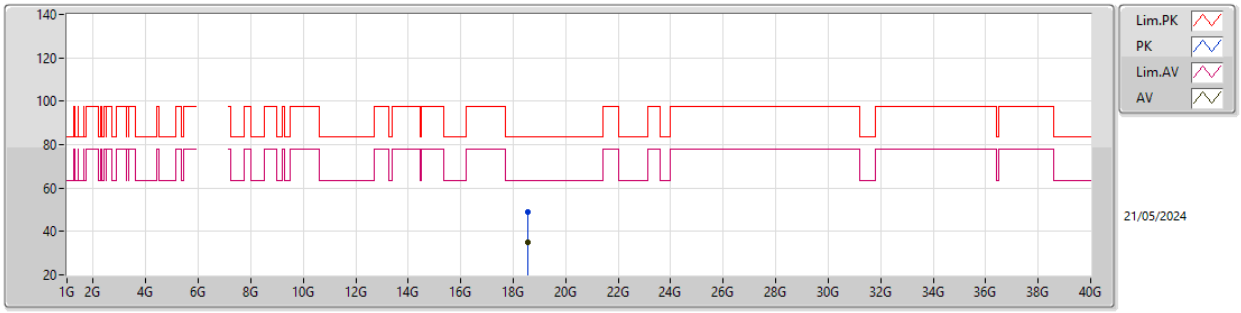

EUT Y_4TX
Setting 24
04-E-K-5

Type	Freq	Level	Limit	Margin	Raw	Dist	Condition	Azimuth	Height	Comment	AF	CL	PA
	(Hz)	(dBuV/m)	(dBuV/m)	(dB)	(dBuV)	(m)		(°)	(m)		(dB)	(dB)	(dB)
PK	18.55874G	48.89	83.54	-34.65	45.56	1	Vertical	11	1.57	-	37.70	15.27	49.64
AV	18.55894G	34.95	63.54	-28.59	31.62	1	Vertical	11	1.57	-	37.70	15.27	49.64

5.925-6.425GHz_802.11be EHT160-BF_Nss1,(MCS0)_4TX

6185MHz_TX

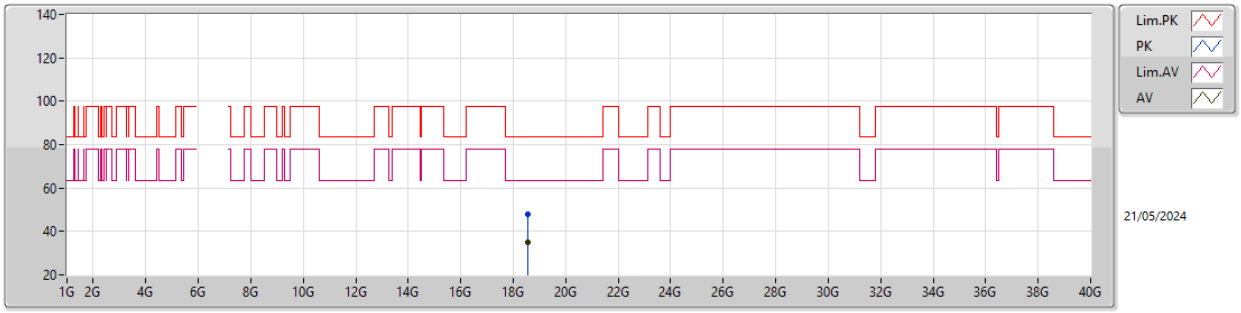

EUT Y_4TX
Setting 24
04-E-K-5

Type	Freq	Level	Limit	Margin	Raw	Dist	Condition	Azimuth	Height	Comment	AF	CL	PA
	(Hz)	(dBuV/m)	(dBuV/m)	(dB)	(dBuV)	(m)		(°)	(m)		(dB)	(dB)	(dB)
PK	18.55591G	48.12	83.54	-35.42	44.79	1	Horizontal	343	1.58	-	37.70	15.27	49.64
AV	18.55202G	34.88	63.54	-28.66	31.55	1	Horizontal	343	1.58	-	37.70	15.27	49.64

5.925-6.425GHz_802.11be EHT160-BF_Nss1,(MCS0)_4TX

6345MHz_TX

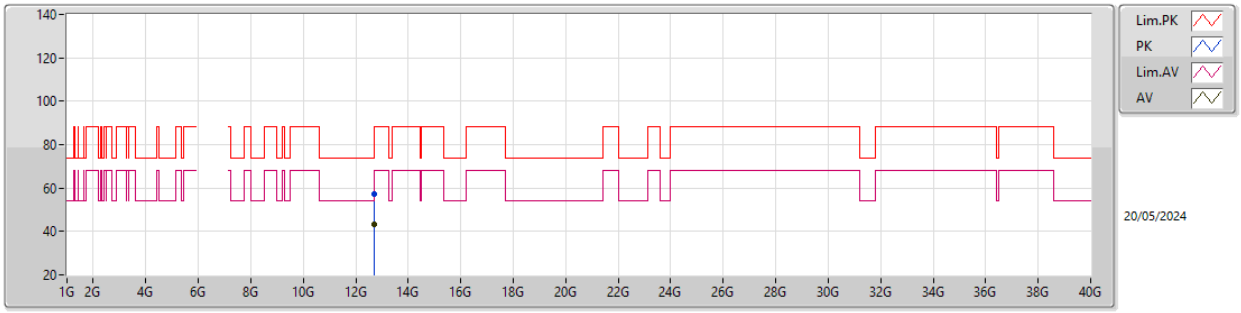

EUT Y_4TX
Setting 25
04-E-J-8

Type	Freq	Level	Limit	Margin	Raw	Dist	Condition	Azimuth	Height	Comment	AF	CL	PA
	(Hz)	(dBuV/m)	(dBuV/m)	(dB)	(dBuV)	(m)		(°)	(m)		(dB)	(dB)	(dB)
PK	12.68784G	57.23	74.00	-16.77	42.98	3	Vertical	163	1.77	-	38.78	9.99	34.52
AV	12.69333G	43.29	54.00	-10.71	29.02	3	Vertical	163	1.77	-	38.79	10.00	34.52

5.925-6.425GHz_802.11be EHT160-BF_Nss1,(MCS0)_4TX

6345MHz_TX

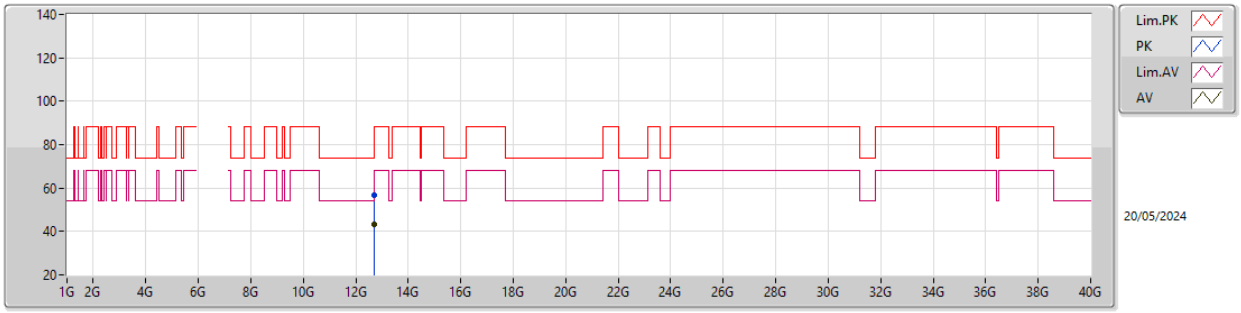

EUT Y_4TX
Setting 25
04-E-J-8

Type	Freq	Level	Limit	Margin	Raw	Dist	Condition	Azimuth	Height	Comment	AF	CL	PA
	(Hz)	(dBuV/m)	(dBuV/m)	(dB)	(dBuV)	(m)		(°)	(m)		(dB)	(dB)	(dB)
PK	12.68813G	56.89	74.00	-17.11	42.64	3	Horizontal	340	1.68	-	38.78	9.99	34.52
AV	12.6879G	43.20	54.00	-10.80	28.95	3	Horizontal	340	1.68	-	38.78	9.99	34.52

5.925-6.425GHz_802.11be EHT160-BF_Nss1,(MCS0)_4TX

6345MHz_TX

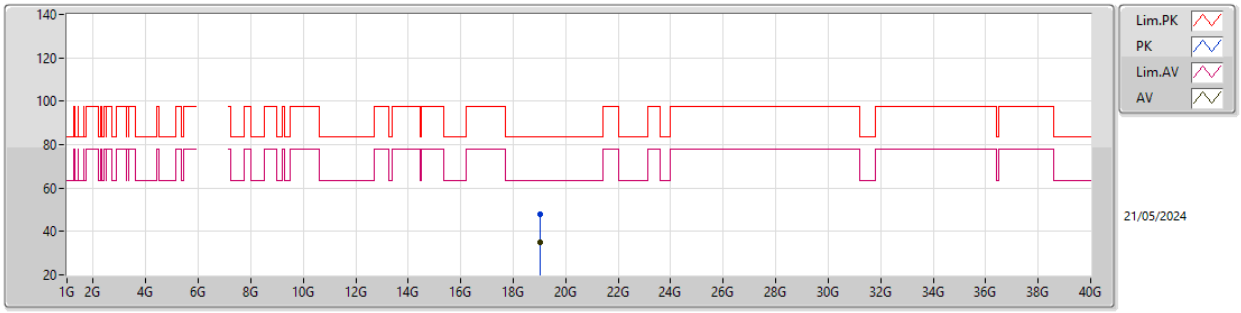

EUT Y_4TX
Setting 25
04-E-K-5

Type	Freq	Level	Limit	Margin	Raw	Dist	Condition	Azimuth	Height	Comment	AF	CL	PA
	(Hz)	(dBuV/m)	(dBuV/m)	(dB)	(dBuV)	(m)		(°)	(m)		(dB)	(dB)	(dB)
PK	19.03857G	48.01	83.54	-35.53	44.23	1	Vertical	150	1.58	-	37.90	15.25	49.37
AV	19.03485G	35.09	63.54	-28.45	31.30	1	Vertical	150	1.58	-	37.90	15.25	49.36

5.925-6.425GHz_802.11be EHT160-BF_Nss1,(MCS0)_4TX

6345MHz_TX

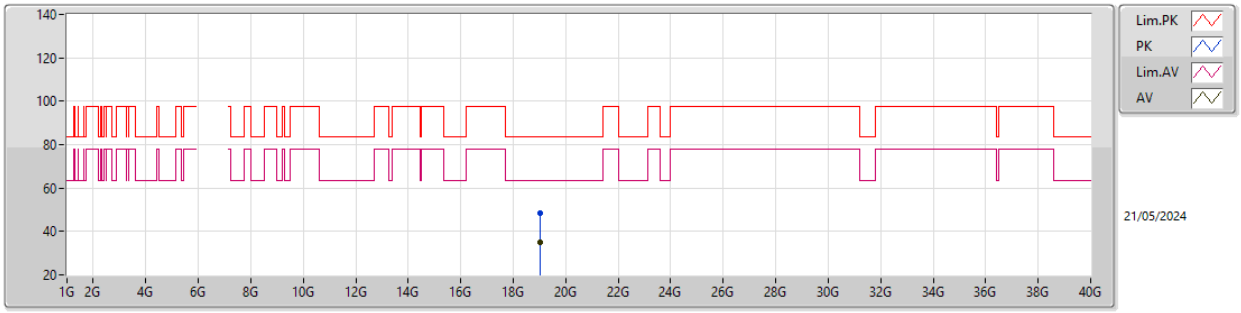

EUT Y_4TX
Setting 25
04-E-K-5

Type	Freq	Level	Limit	Margin	Raw	Dist	Condition	Azimuth	Height	Comment	AF	CL	PA
	(Hz)	(dBuV/m)	(dBuV/m)	(dB)	(dBuV)	(m)		(°)	(m)		(dB)	(dB)	(dB)
PK	19.03357G	48.34	83.54	-35.20	44.55	1	Horizontal	299	1.50	-	37.90	15.25	49.36
AV	19.03695G	35.06	63.54	-28.48	31.28	1	Horizontal	299	1.50	-	37.90	15.25	49.37

6.425-6.525GHz_802.11be EHT160-BF_Nss1,(MCS0)_4TX

6505MHz_TX

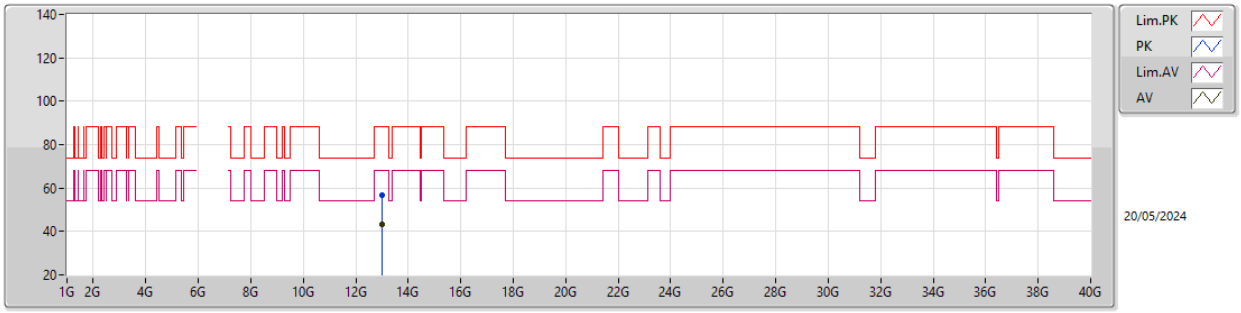

EUT Y_4TX
Setting 24
04-E-J-8

Type	Freq	Level	Limit	Margin	Raw	Dist	Condition	Azimuth	Height	Comment	AF	CL	PA
	(Hz)	(dBuV/m)	(dBuV/m)	(dB)	(dBuV)	(m)		(°)	(m)		(dB)	(dB)	(dB)
PK	13.01049G	56.86	88.20	-31.34	41.86	3	Vertical	130	2.12	-	39.40	10.12	34.52
RMS	13.01005G	43.13	68.20	-25.07	28.13	3	Vertical	130	2.12	-	39.40	10.12	34.52

6.425-6.525GHz_802.11be EHT160-BF_Nss1,(MCS0)_4TX

6505MHz_TX

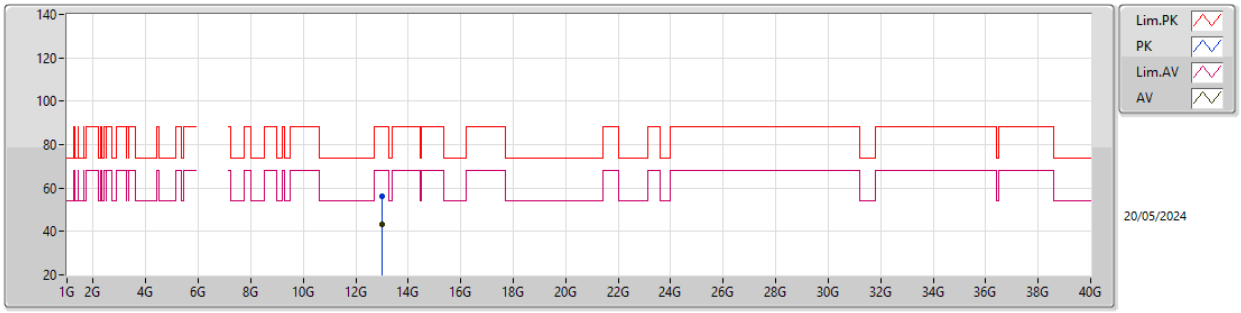

EUT Y_4TX
Setting 24
04-E-J-8

Type	Freq	Level	Limit	Margin	Raw	Dist	Condition	Azimuth	Height	Comment	AF	CL	PA
	(Hz)	(dBuV/m)	(dBuV/m)	(dB)	(dBuV)	(m)		(°)	(m)		(dB)	(dB)	(dB)
PK	13.00623G	56.19	88.20	-32.01	41.18	3	Horizontal	251	1.87	-	39.40	10.12	34.51
RMS	13.00755G	43.17	68.20	-25.03	28.16	3	Horizontal	251	1.87	-	39.40	10.12	34.51

6.425-6.525GHz_802.11be EHT160-BF_Nss1,(MCS0)_4TX

6505MHz_TX

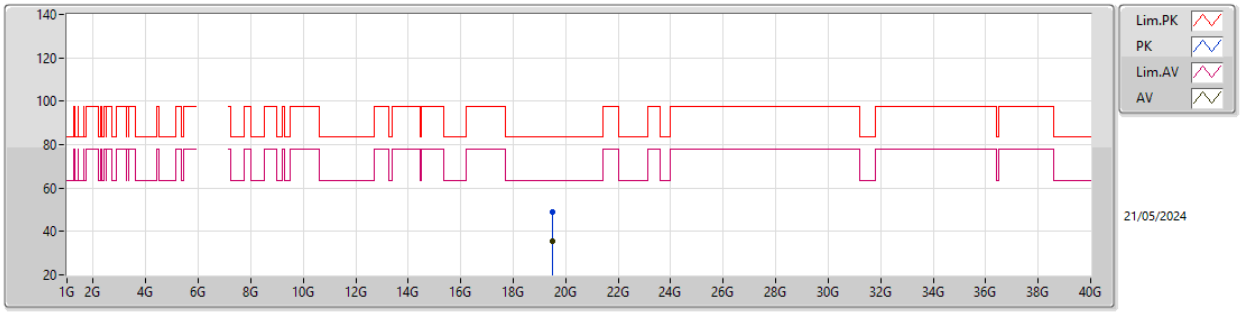

EUT Y_4TX
Setting 24
04-E-K-5

Type	Freq	Level	Limit	Margin	Raw	Dist	Condition	Azimuth	Height	Comment	AF	CL	PA
	(Hz)	(dBuV/m)	(dBuV/m)	(dB)	(dBuV)	(m)		(°)	(m)		(dB)	(dB)	(dB)
PK	19.51536G	49.03	83.54	-34.51	45.45	1	Vertical	271	1.51	-	38.03	15.22	49.67
AV	19.51314G	35.58	63.54	-27.96	32.00	1	Vertical	271	1.51	-	38.03	15.22	49.67

6.425-6.525GHz_802.11be EHT160-BF_Nss1,(MCS0)_4TX

6505MHz_TX

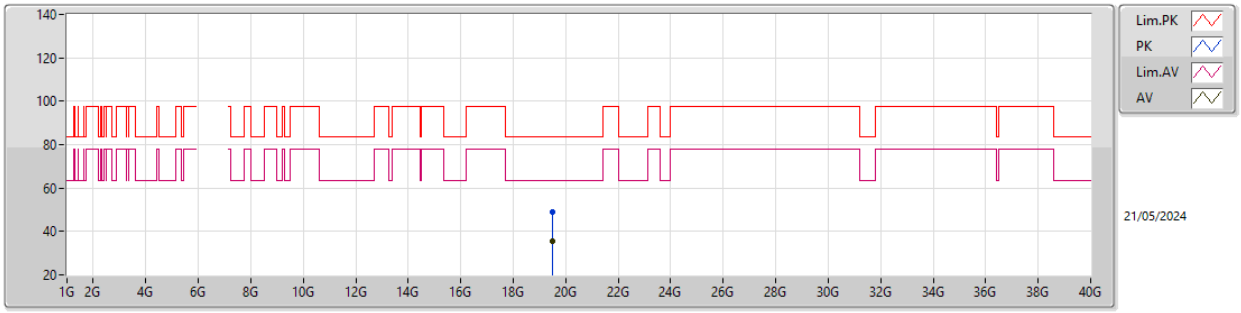

EUT Y_4TX
Setting 24
04-E-K-5

Type	Freq	Level	Limit	Margin	Raw	Dist	Condition	Azimuth	Height	Comment	AF	CL	PA
	(Hz)	(dBuV/m)	(dBuV/m)	(dB)	(dBuV)	(m)		(°)	(m)		(dB)	(dB)	(dB)
PK	19.51512G	48.85	83.54	-34.69	45.27	1	Horizontal	15	1.54	-	38.03	15.22	49.67
AV	19.5115G	35.65	63.54	-27.89	32.08	1	Horizontal	15	1.54	-	38.02	15.22	49.67

6.525-6.875GHz_802.11be EHT160-BF_Nss1,(MCS0)_4TX

6665MHz_TX

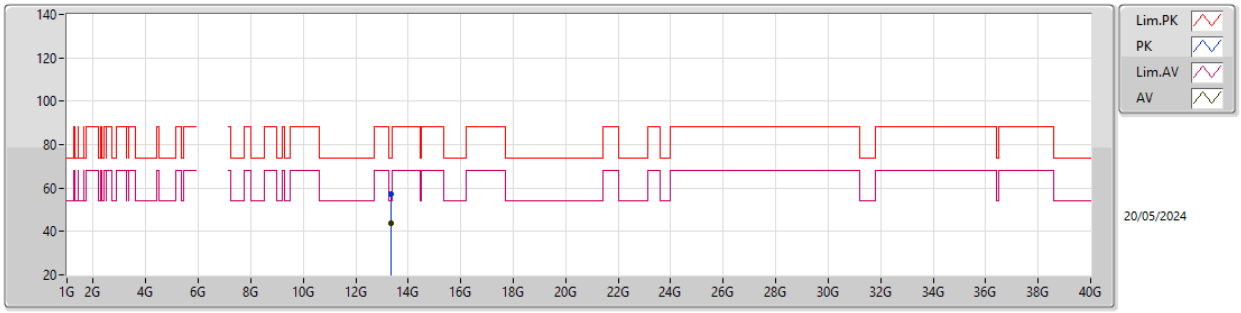

EUT Y_4TX
Setting 23
04-E-J-8

Type	Freq	Level	Limit	Margin	Raw	Dist	Condition	Azimuth	Height	Comment	AF	CL	PA
	(Hz)	(dBuV/m)	(dBuV/m)	(dB)	(dBuV)	(m)		(°)	(m)		(dB)	(dB)	(dB)
PK	13.32848G	57.44	74.00	-16.56	41.94	3	Vertical	53	2.73	-	39.96	10.24	34.70
AV	13.32947G	43.79	54.00	-10.21	28.29	3	Vertical	53	2.73	-	39.96	10.24	34.70

6.525-6.875GHz_802.11be EHT160-BF_Nss1,(MCS0)_4TX

6665MHz_TX

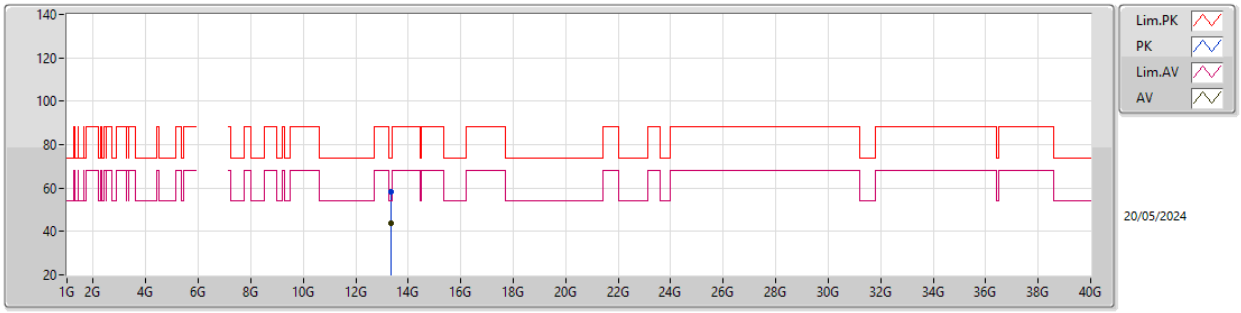

EUT Y_4TX
Setting 23
04-E-J-8

Type	Freq	Level	Limit	Margin	Raw	Dist	Condition	Azimuth	Height	Comment	AF	CL	PA
	(Hz)	(dBuV/m)	(dBuV/m)	(dB)	(dBuV)	(m)		(°)	(m)		(dB)	(dB)	(dB)
PK	13.33128G	58.40	74.00	-15.60	42.90	3	Horizontal	93	1.47	-	39.96	10.24	34.70
AV	13.32922G	43.69	54.00	-10.31	28.19	3	Horizontal	93	1.47	-	39.96	10.24	34.70

6.525-6.875GHz_802.11be EHT160-BF_Nss1,(MCS0)_4TX

6665MHz_TX

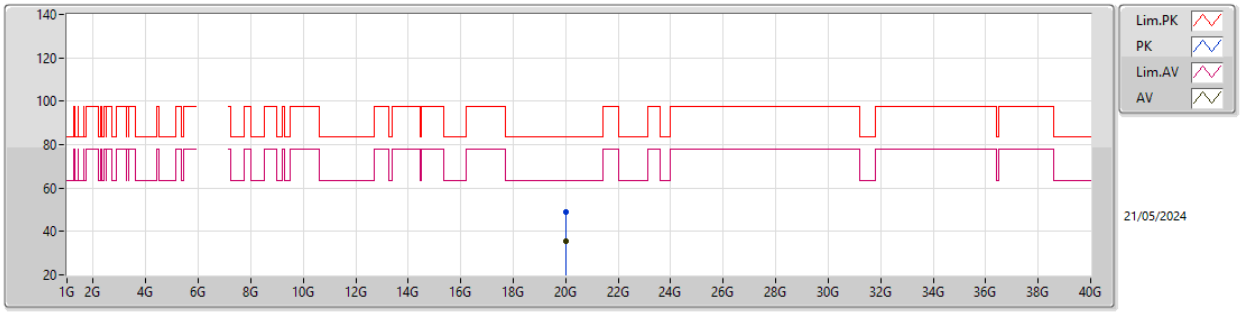

EUT Y_4TX
Setting 23
04-E-K-5

Type	Freq	Level	Limit	Margin	Raw	Dist	Condition	Azimuth	Height	Comment	AF	CL	PA
	(Hz)	(dBuV/m)	(dBuV/m)	(dB)	(dBuV)	(m)		(°)	(m)		(dB)	(dB)	(dB)
PK	19.99561G	48.74	83.54	-34.80	45.01	1	Vertical	354	1.53	-	37.80	15.20	49.27
AV	19.99717G	35.40	63.54	-28.14	31.67	1	Vertical	354	1.53	-	37.80	15.20	49.27

6.525-6.875GHz_802.11be EHT160-BF_Nss1,(MCS0)_4TX

6665MHz_TX

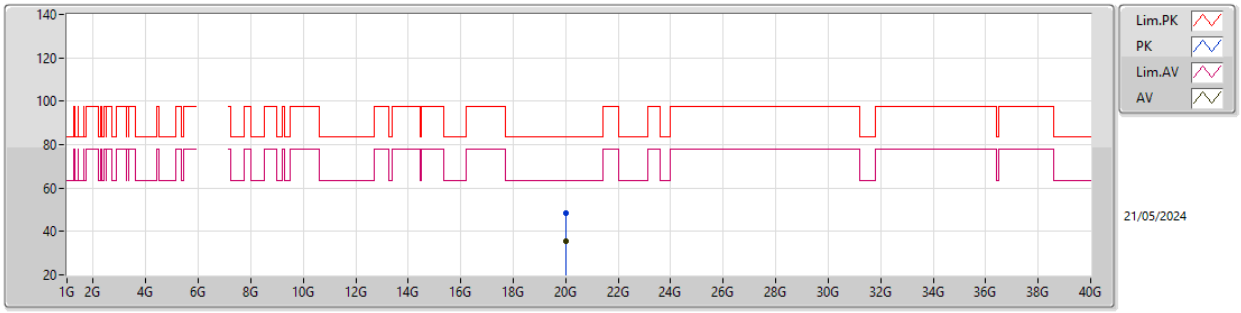

EUT Y_4TX
Setting 23
04-E-K-5

Type	Freq	Level	Limit	Margin	Raw	Dist	Condition	Azimuth	Height	Comment	AF	CL	PA
	(Hz)	(dBuV/m)	(dBuV/m)	(dB)	(dBuV)	(m)		(°)	(m)		(dB)	(dB)	(dB)
PK	19.99087G	48.45	83.54	-35.09	44.73	1	Horizontal	8	1.56	-	37.80	15.20	49.28
AV	19.99989G	35.31	63.54	-28.23	31.58	1	Horizontal	8	1.56	-	37.80	15.20	49.27

6.525-6.875GHz_802.11be EHT160-BF_Nss1,(MCS0)_4TX

6825MHz_TX

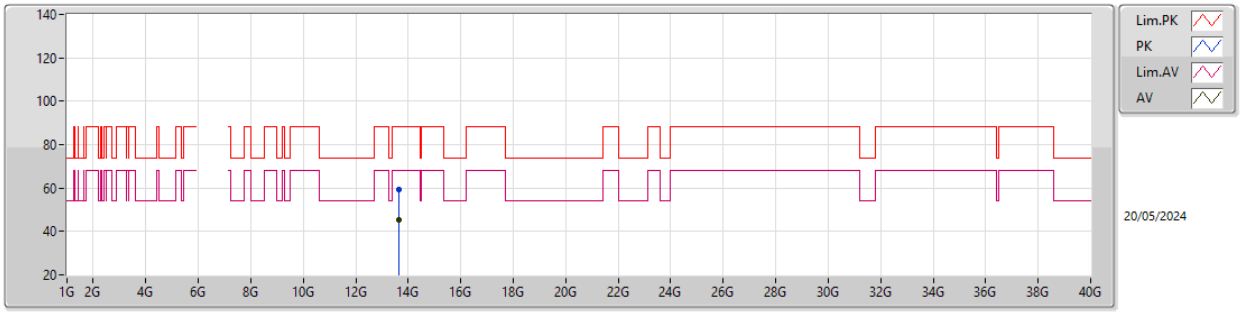

EUT Y_4TX
Setting 26
04-E-J-8

Type	Freq	Level	Limit	Margin	Raw	Dist	Condition	Azimuth	Height	Comment	AF	CL	PA
	(Hz)	(dBuV/m)	(dBuV/m)	(dB)	(dBuV)	(m)		(°)	(m)		(dB)	(dB)	(dB)
PK	13.64764G	59.54	88.20	-28.66	43.91	3	Vertical	263	1.24	-	40.20	10.36	34.93
RMS	13.65083G	45.49	68.20	-22.71	29.86	3	Vertical	263	1.24	-	40.20	10.37	34.94

6.525-6.875GHz_802.11be EHT160-BF_Nss1,(MCS0)_4TX

6825MHz_TX

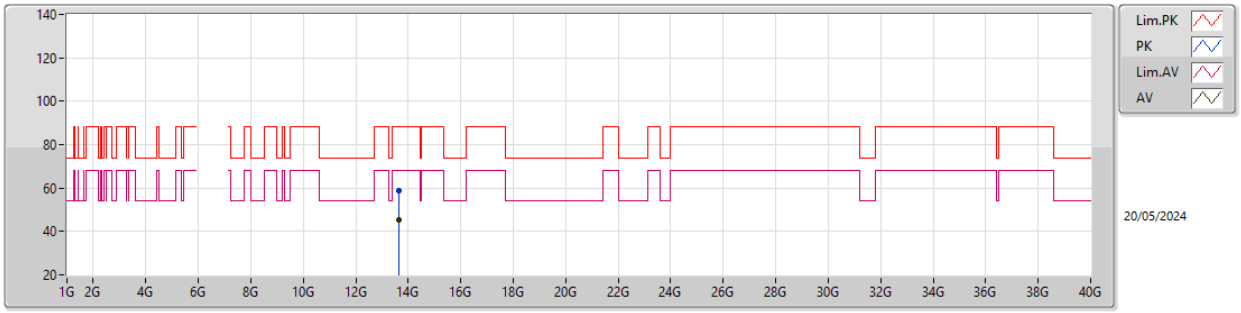

EUT Y_4TX
Setting 26
04-E-J-8

Type	Freq	Level	Limit	Margin	Raw	Dist	Condition	Azimuth	Height	Comment	AF	CL	PA
	(Hz)	(dBuV/m)	(dBuV/m)	(dB)	(dBuV)	(m)		(°)	(m)		(dB)	(dB)	(dB)
PK	13.64523G	58.99	88.20	-29.21	43.36	3	Horizontal	36	1.58	-	40.20	10.36	34.93
RMS	13.65472G	45.55	68.20	-22.65	29.92	3	Horizontal	36	1.58	-	40.20	10.37	34.94

6.525-6.875GHz_802.11be EHT160-BF_Nss1,(MCS0)_4TX

6825MHz_TX

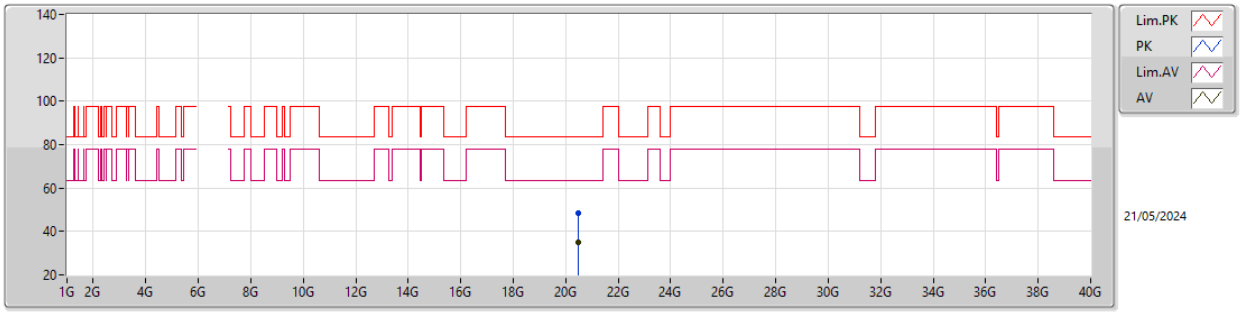

EUT Y_4TX
Setting 26
04-E-K-5

Type	Freq	Level	Limit	Margin	Raw	Dist	Condition	Azimuth	Height	Comment	AF	CL	PA
	(Hz)	(dBuV/m)	(dBuV/m)	(dB)	(dBuV)	(m)		(°)	(m)		(dB)	(dB)	(dB)
PK	20.47043G	48.52	83.54	-35.02	44.25	1	Vertical	189	1.55	-	37.84	15.58	49.15
AV	20.47861G	34.95	63.54	-28.59	30.75	1	Vertical	189	1.55	-	37.77	15.58	49.15

6.525-6.875GHz_802.11be EHT160-BF_Nss1,(MCS0)_4TX

6825MHz_TX

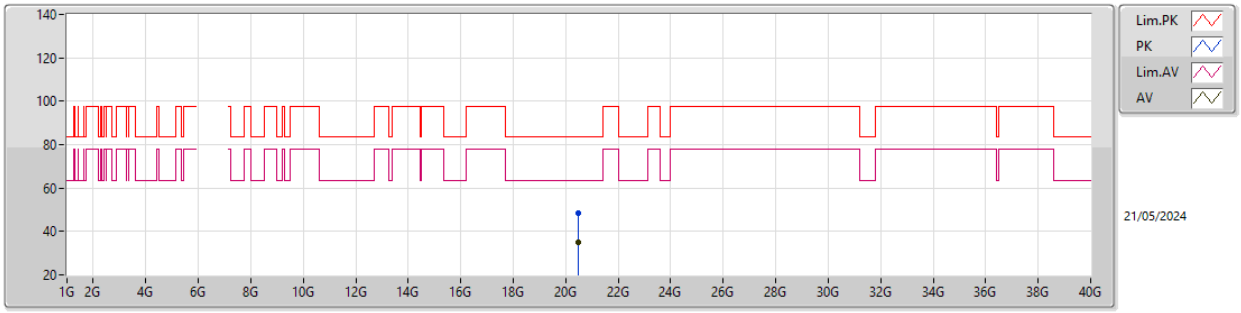

EUT Y_4TX
Setting 26
04-E-K-5

Type	Freq	Level	Limit	Margin	Raw	Dist	Condition	Azimuth	Height	Comment	AF	CL	PA
	(Hz)	(dBuV/m)	(dBuV/m)	(dB)	(dBuV)	(m)		(°)	(m)		(dB)	(dB)	(dB)
PK	20.47648G	48.52	83.54	-35.02	44.30	1	Horizontal	15	1.56	-	37.79	15.58	49.15
AV	20.4785G	35.00	63.54	-28.54	30.80	1	Horizontal	15	1.56	-	37.77	15.58	49.15

6.875-7.125GHz_802.11be EHT160-BF_Nss1,(MCS0)_4TX

6985MHz_TX

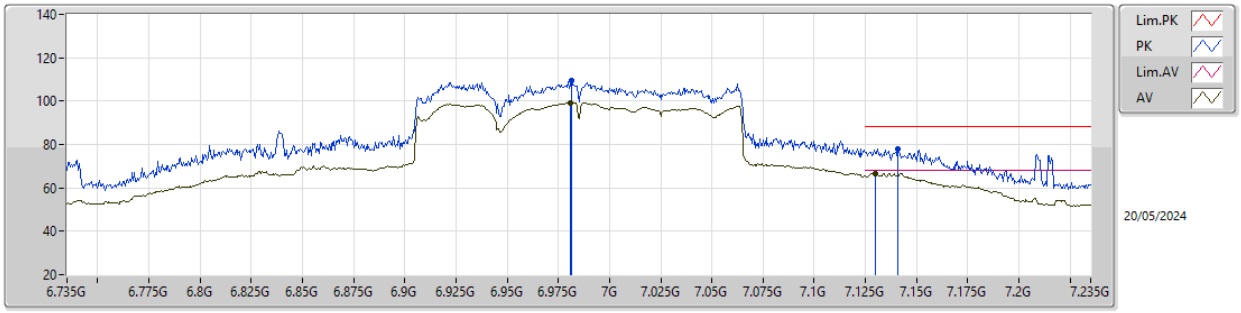

EUT Y_4TX
Setting 26
04-E-G-4-10

Type	Freq	Level	Limit	Margin	Raw	Dist	Condition	Azimuth	Height	Comment	AF	CL	PA
	(Hz)	(dBuV/m)	(dBuV/m)	(dB)	(dBuV)	(m)		(°)	(m)		(dB)	(dB)	(dB)
PK	6.9815G	109.71	Inf	-Inf	100.27	3	Vertical	66	1.80	-	36.40	6.99	33.95
RMS	6.981G	99.38	Inf	-Inf	89.94	3	Vertical	66	1.80	-	36.40	6.99	33.95
PK	7.141G	78.04	88.20	-10.16	68.47	3	Vertical	66	1.80	-	36.56	7.04	34.03
RMS	7.13G	66.63	68.20	-1.57	57.09	3	Vertical	66	1.80	-	36.52	7.04	34.02

6.875-7.125GHz_802.11be EHT160-BF_Nss1,(MCS0)_4TX

6985MHz_TX

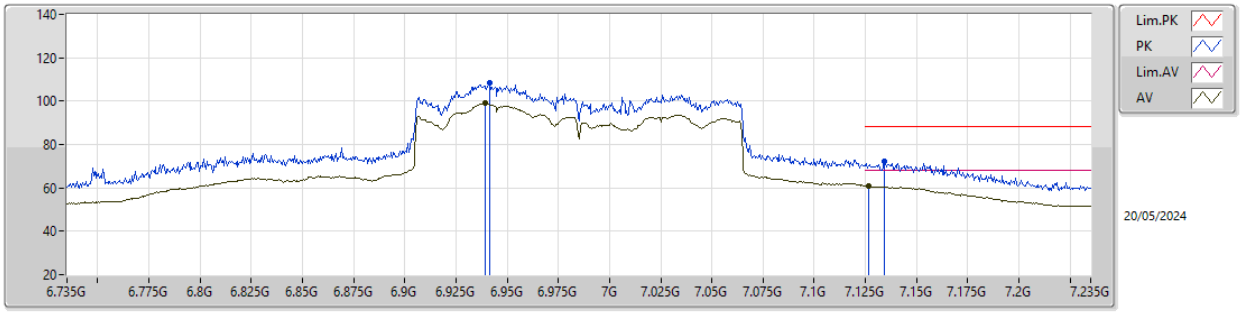

EUT Y_4TX
Setting 26
04-E-G-4-10

Type	Freq	Level	Limit	Margin	Raw	Dist	Condition	Azimuth	Height	Comment	AF	CL	PA
	(Hz)	(dBuV/m)	(dBuV/m)	(dB)	(dBuV)	(m)		(°)	(m)		(dB)	(dB)	(dB)
PK	6.9415G	108.24	Inf	-Inf	98.83	3	Horizontal	296	1.80	-	36.37	6.96	33.92
RMS	6.939G	99.02	Inf	-Inf	89.62	3	Horizontal	296	1.80	-	36.36	6.96	33.92
PK	7.134G	72.00	88.20	-16.20	62.44	3	Horizontal	296	1.80	-	36.54	7.04	34.02
RMS	7.1265G	60.80	68.20	-7.40	51.27	3	Horizontal	296	1.80	-	36.51	7.04	34.02

6.875-7.125GHz_802.11be EHT160-BF_Nss1,(MCS0)_4TX

6985MHz_TX

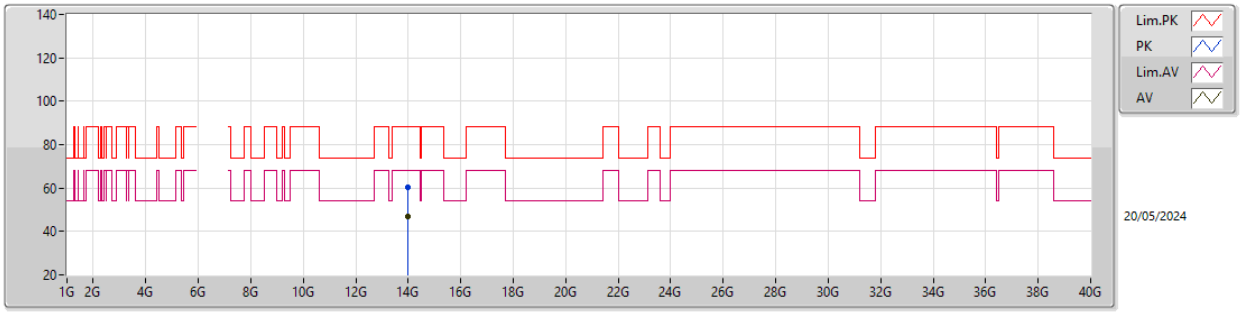

EUT Y_4TX
Setting 26
04-E-J-8

Type	Freq	Level	Limit	Margin	Raw	Dist	Condition	Azimuth	Height	Comment	AF	CL	PA
	(Hz)	(dBuV/m)	(dBuV/m)	(dB)	(dBuV)	(m)		(°)	(m)		(dB)	(dB)	(dB)
PK	13.97048G	60.48	88.20	-27.72	44.51	3	Vertical	340	1.63	-	40.70	10.49	35.22
RMS	13.96716G	46.99	68.20	-21.21	31.02	3	Vertical	340	1.63	-	40.70	10.49	35.22

6.875-7.125GHz_802.11be EHT160-BF_Nss1,(MCS0)_4TX

6985MHz_TX

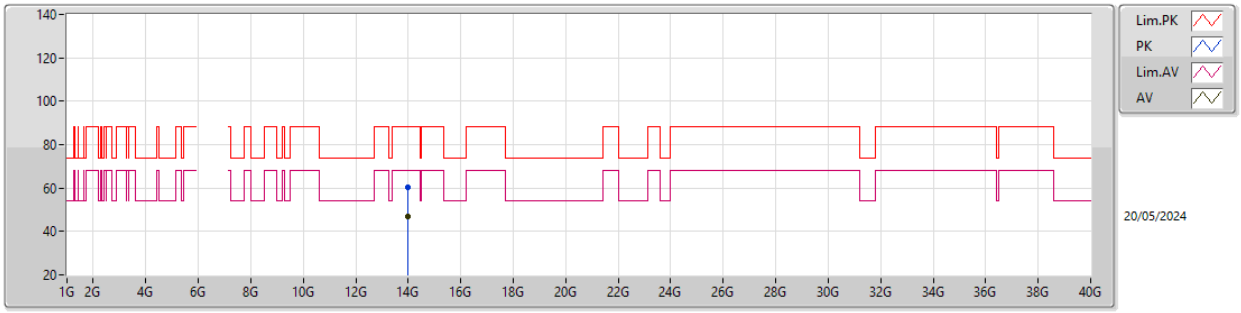

EUT Y_4TX
Setting 26
04-E-J-8

Type	Freq	Level	Limit	Margin	Raw	Dist	Condition	Azimuth	Height	Comment	AF	CL	PA
	(Hz)	(dBuV/m)	(dBuV/m)	(dB)	(dBuV)	(m)		(°)	(m)		(dB)	(dB)	(dB)
PK	13.96616G	60.43	88.20	-27.77	44.46	3	Horizontal	58	1.30	-	40.70	10.49	35.22
RMS	13.96968G	47.01	68.20	-21.19	31.04	3	Horizontal	58	1.30	-	40.70	10.49	35.22

6.875-7.125GHz_802.11be EHT160-BF_Nss1,(MCS0)_4TX

6985MHz_TX

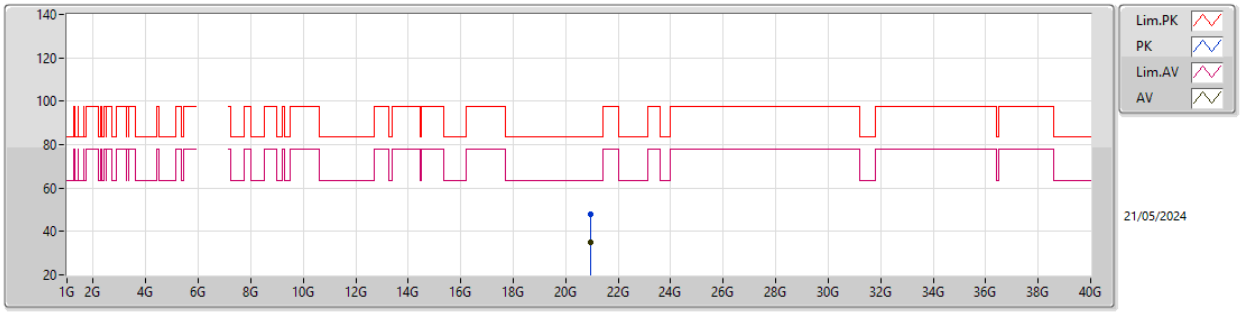

EUT Y_4TX
Setting 26
04-E-K-5

Type	Freq	Level	Limit	Margin	Raw	Dist	Condition	Azimuth	Height	Comment	AF	CL	PA
	(Hz)	(dBuV/m)	(dBuV/m)	(dB)	(dBuV)	(m)		(°)	(m)		(dB)	(dB)	(dB)
PK	20.95526G	47.68	83.54	-35.86	42.54	1	Vertical	18	1.58	-	38.08	15.96	48.90
AV	20.9519G	34.80	63.54	-28.74	29.66	1	Vertical	18	1.58	-	38.09	15.96	48.91

6.875-7.125GHz_802.11be EHT160-BF_Nss1,(MCS0)_4TX

6985MHz_TX

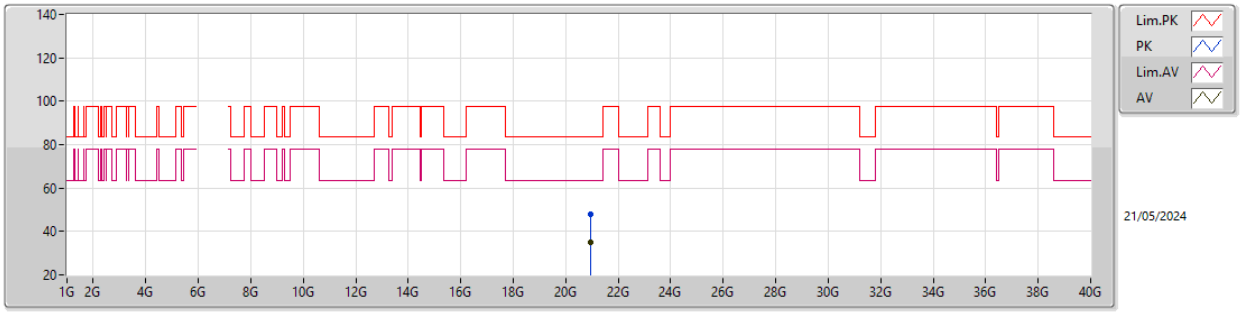

EUT Y_4TX
Setting 26
04-E-K-5

Type	Freq	Level	Limit	Margin	Raw	Dist	Condition	Azimuth	Height	Comment	AF	CL	PA
	(Hz)	(dBuV/m)	(dBuV/m)	(dB)	(dBuV)	(m)		(°)	(m)		(dB)	(dB)	(dB)
PK	20.95265G	47.87	83.54	-35.67	42.72	1	Horizontal	117	1.51	-	38.09	15.96	48.90
AV	20.95311G	34.80	63.54	-28.74	29.65	1	Horizontal	117	1.51	-	38.09	15.96	48.90

5.925-6.425GHz_802.11be EHT320-BF_Nss1,(MCS0)_4TX

6105MHz_TX

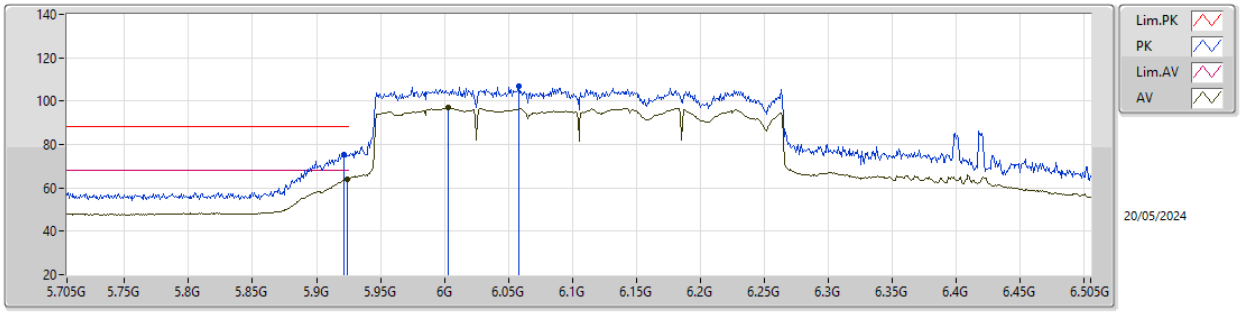

EUT Y_4TX
Setting 25
04-E-G-4-10

Type	Freq	Level	Limit	Margin	Raw	Dist	Condition	Azimuth	Height	Comment	AF	CL	PA
	(Hz)	(dBuV/m)	(dBuV/m)	(dB)	(dBuV)	(m)		(°)	(m)		(dB)	(dB)	(dB)
PK	5.921G	75.56	88.20	-12.64	67.93	3	Vertical	62	1.36	-	34.83	6.31	33.51
RMS	5.9242G	63.85	68.20	-4.35	56.20	3	Vertical	62	1.36	-	34.85	6.31	33.51
PK	6.0578G	106.64	Inf	-Inf	98.70	3	Vertical	62	1.36	-	35.02	6.45	33.53
RMS	6.0026G	96.90	Inf	-Inf	89.05	3	Vertical	62	1.36	-	35.00	6.38	33.53

5.925-6.425GHz_802.11be EHT320-BF_Nss1,(MCS0)_4TX

6105MHz_TX

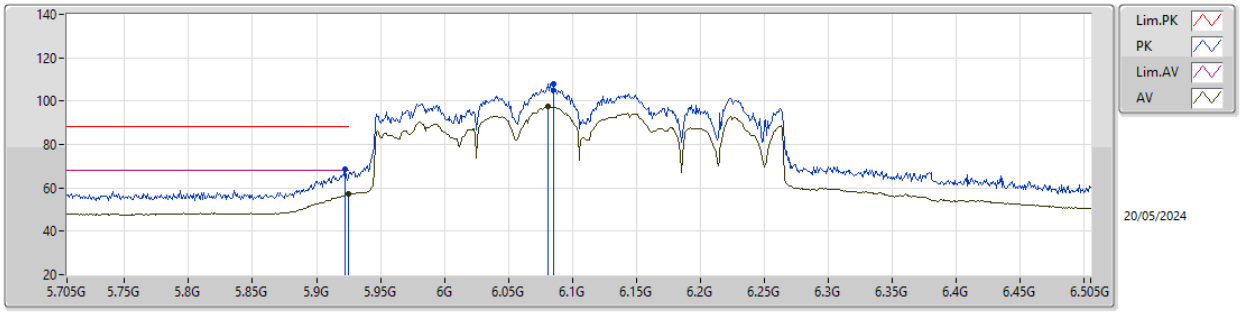

EUT Y_4TX
Setting 25
04-E-G-4-10

Type	Freq	Level	Limit	Margin	Raw	Dist	Condition	Azimuth	Height	Comment	AF	CL	PA
	(Hz)	(dBuV/m)	(dBuV/m)	(dB)	(dBuV)	(m)		(°)	(m)		(dB)	(dB)	(dB)
PK	5.9226G	68.39	88.20	-19.81	60.75	3	Horizontal	83	1.80	-	34.84	6.31	33.51
RMS	5.925G	57.03	68.20	-11.17	49.38	3	Horizontal	83	1.80	-	34.85	6.31	33.51
PK	6.085G	108.02	Inf	-Inf	100.00	3	Horizontal	83	1.80	-	35.07	6.48	33.53
RMS	6.081G	97.52	Inf	-Inf	89.52	3	Horizontal	83	1.80	-	35.06	6.47	33.53

5.925-6.425GHz_802.11be EHT320-BF_Nss1,(MCS0)_4TX

6105MHz_TX

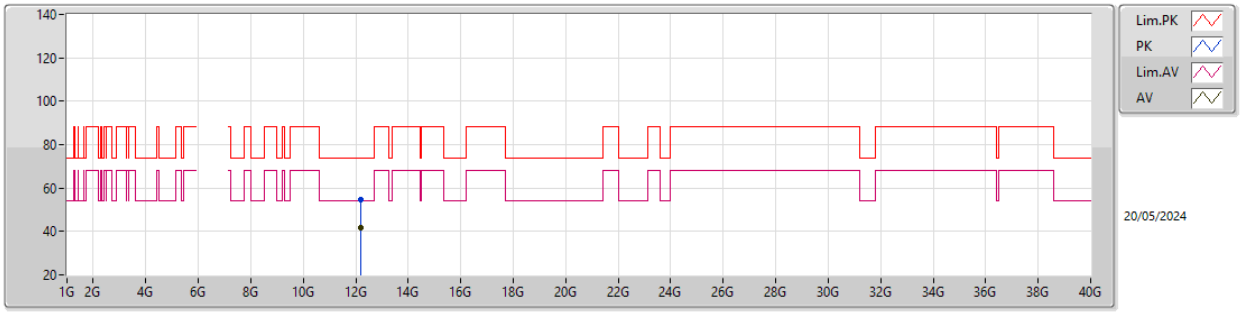

EUT Y_4TX
Setting 25
04-E-J-8

Type	Freq	Level	Limit	Margin	Raw	Dist	Condition	Azimuth	Height	Comment	AF	CL	PA
	(Hz)	(dBuV/m)	(dBuV/m)	(dB)	(dBuV)	(m)		(°)	(m)		(dB)	(dB)	(dB)
PK	12.21068G	54.86	74.00	-19.14	41.29	3	Vertical	116	2.01	-	38.30	9.81	34.54
AV	12.20919G	41.71	54.00	-12.29	28.14	3	Vertical	116	2.01	-	38.30	9.81	34.54

5.925-6.425GHz_802.11be EHT320-BF_Nss1,(MCS0)_4TX

6105MHz_TX

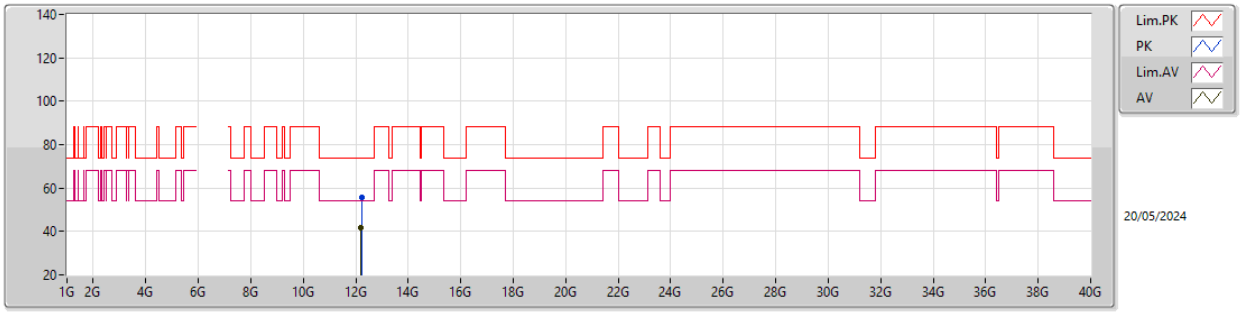

EUT Y_4TX
Setting 25
04-E-J-8

Type	Freq	Level	Limit	Margin	Raw	Dist	Condition	Azimuth	Height	Comment	AF	CL	PA
	(Hz)	(dBuV/m)	(dBuV/m)	(dB)	(dBuV)	(m)		(°)	(m)		(dB)	(dB)	(dB)
PK	12.21448G	55.48	74.00	-18.52	41.91	3	Horizontal	26	1.99	-	38.30	9.81	34.54
AV	12.20987G	41.70	54.00	-12.30	28.13	3	Horizontal	26	1.99	-	38.30	9.81	34.54

5.925-6.425GHz_802.11be EHT320-BF_Nss1,(MCS0)_4TX

6105MHz_TX

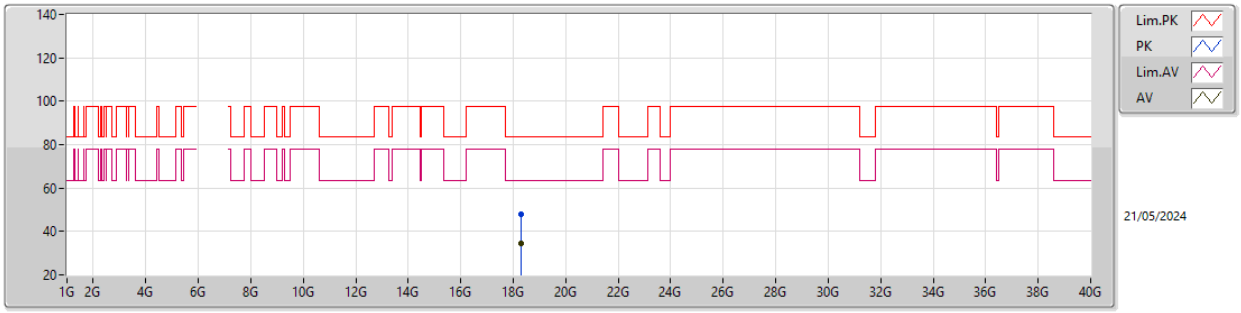

EUT Y_4TX
Setting 25
04-E-K-5

Type	Freq	Level	Limit	Margin	Raw	Dist	Condition	Azimuth	Height	Comment	AF	CL	PA
	(Hz)	(dBuV/m)	(dBuV/m)	(dB)	(dBuV)	(m)		(°)	(m)		(dB)	(dB)	(dB)
PK	18.31746G	47.73	83.54	-35.81	44.54	1	Vertical	336	1.52	-	37.50	15.28	49.59
AV	18.31307G	34.41	63.54	-29.13	31.22	1	Vertical	336	1.52	-	37.50	15.28	49.59

5.925-6.425GHz_802.11be EHT320-BF_Nss1,(MCS0)_4TX

6105MHz_TX

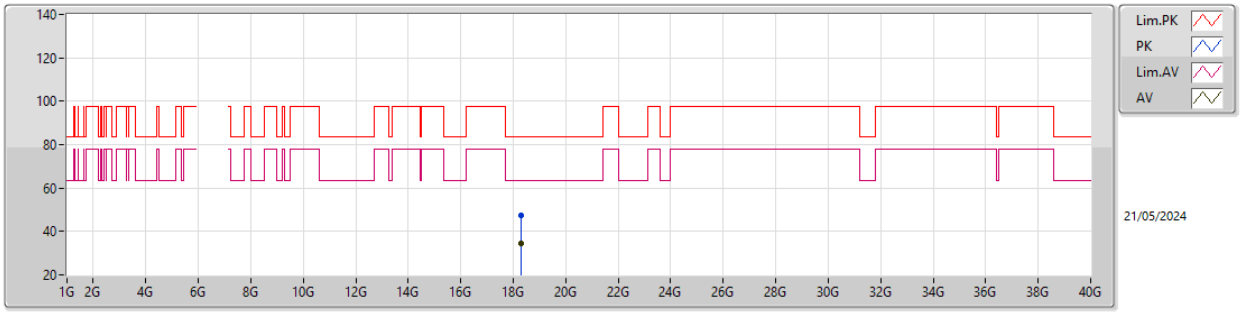

EUT Y_4TX
Setting 25
04-E-K-5

Type	Freq	Level	Limit	Margin	Raw	Dist	Condition	Azimuth	Height	Comment	AF	CL	PA
	(Hz)	(dBuV/m)	(dBuV/m)	(dB)	(dBuV)	(m)		(°)	(m)		(dB)	(dB)	(dB)
PK	18.31835G	47.53	83.54	-36.01	44.34	1	Horizontal	86	1.53	-	37.50	15.28	49.59
AV	18.31256G	34.40	63.54	-29.14	31.21	1	Horizontal	86	1.53	-	37.50	15.28	49.59

5.925-6.425GHz_802.11be EHT320-BF_Nss1,(MCS0)_4TX

6265MHz_TX

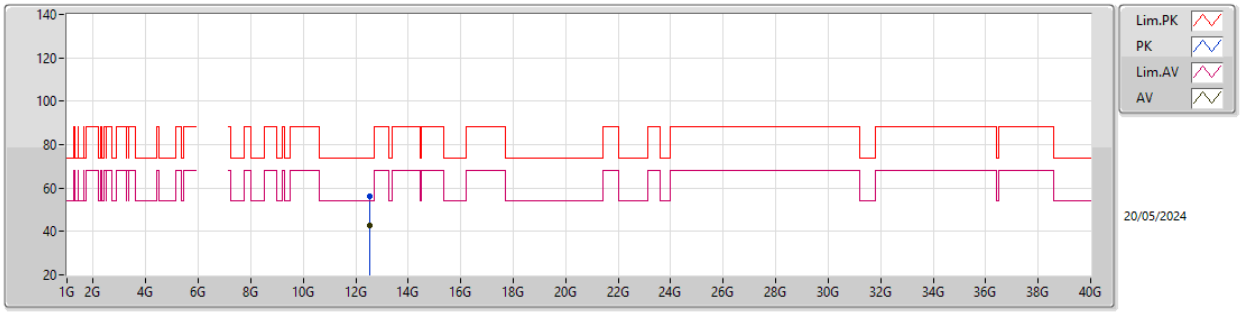

EUT Y_4TX
Setting 27
04-E-J-8

Type	Freq	Level	Limit	Margin	Raw	Dist	Condition	Azimuth	Height	Comment	AF	CL	PA
	(Hz)	(dBuV/m)	(dBuV/m)	(dB)	(dBuV)	(m)		(°)	(m)		(dB)	(dB)	(dB)
PK	12.52774G	56.36	74.00	-17.64	42.46	3	Vertical	235	1.55	-	38.50	9.93	34.53
AV	12.53454G	42.60	54.00	-11.40	28.69	3	Vertical	235	1.55	-	38.50	9.94	34.53

5.925-6.425GHz_802.11be EHT320-BF_Nss1,(MCS0)_4TX

6265MHz_TX

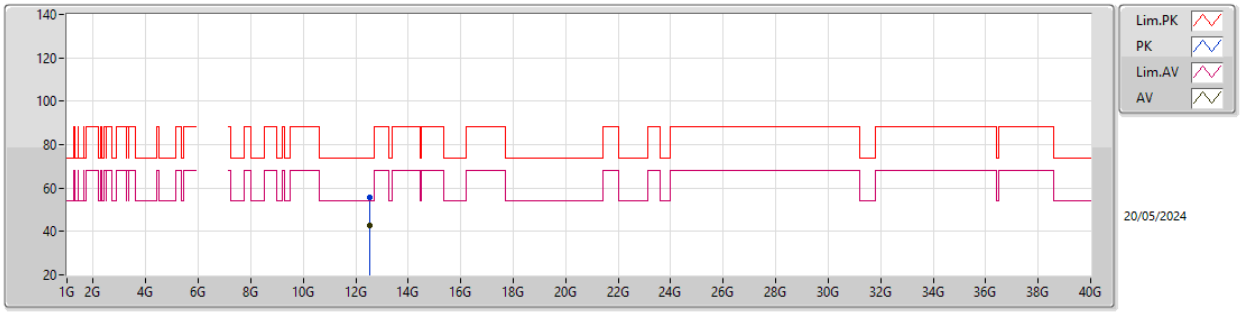

EUT Y_4TX
Setting 27
04-E-J-8

Type	Freq	Level	Limit	Margin	Raw	Dist	Condition	Azimuth	Height	Comment	AF	CL	PA
	(Hz)	(dBuV/m)	(dBuV/m)	(dB)	(dBuV)	(m)		(°)	(m)		(dB)	(dB)	(dB)
PK	12.52559G	55.67	74.00	-18.33	41.77	3	Horizontal	158	1.96	-	38.50	9.93	34.53
AV	12.53106G	42.59	54.00	-11.41	28.69	3	Horizontal	158	1.96	-	38.50	9.93	34.53

5.925-6.425GHz_802.11be EHT320-BF_Nss1,(MCS0)_4TX

6265MHz_TX

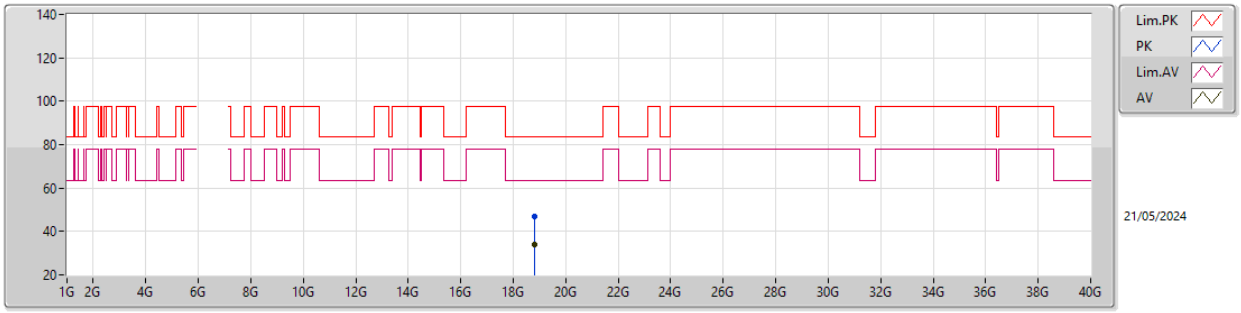

EUT Y_4TX
Setting 27
04-E-K-5

Type	Freq	Level	Limit	Margin	Raw	Dist	Condition	Azimuth	Height	Comment	AF	CL	PA
	(Hz)	(dBuV/m)	(dBuV/m)	(dB)	(dBuV)	(m)		(°)	(m)		(dB)	(dB)	(dB)
PK	18.79645G	46.86	83.54	-36.68	43.28	1	Vertical	131	1.50	-	37.80	15.26	49.48
AV	18.79621G	33.88	63.54	-29.66	30.30	1	Vertical	131	1.50	-	37.80	15.26	49.48

5.925-6.425GHz_802.11be EHT320-BF_Nss1,(MCS0)_4TX

6265MHz_TX

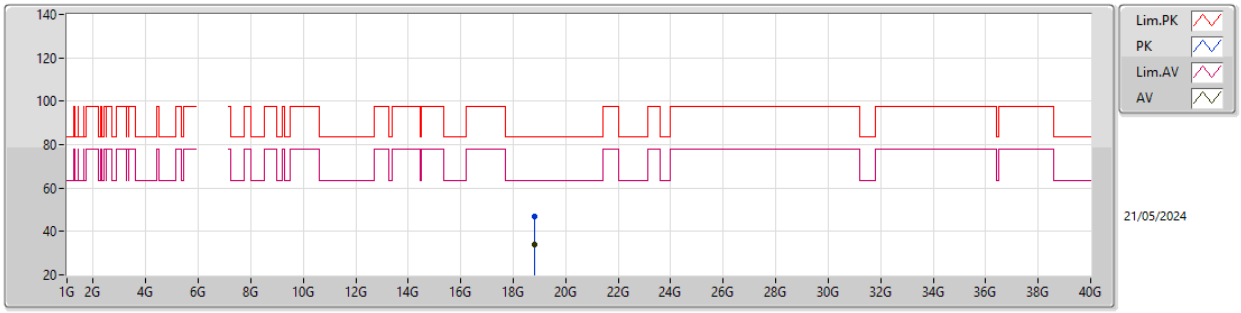

EUT Y_4TX
Setting 27
04-E-K-5

Type	Freq	Level	Limit	Margin	Raw	Dist	Condition	Azimuth	Height	Comment	AF	CL	PA
	(Hz)	(dBuV/m)	(dBuV/m)	(dB)	(dBuV)	(m)		(°)	(m)		(dB)	(dB)	(dB)
PK	18.79284G	47.14	83.54	-36.40	43.56	1	Horizontal	78	1.58	-	37.80	15.26	49.48
AV	18.7961G	34.01	63.54	-29.53	30.43	1	Horizontal	78	1.58	-	37.80	15.26	49.48

5.925-6.425GHz_802.11be EHT320-BF_Nss1,(MCS0)_4TX

6425MHz_TX

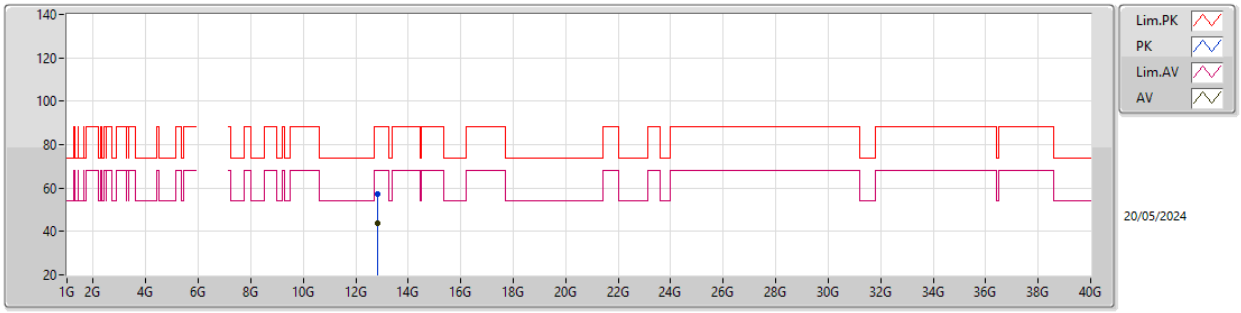

EUT Y_4TX
Setting 27
04-E-J-8

Type	Freq	Level	Limit	Margin	Raw	Dist	Condition	Azimuth	Height	Comment	AF	CL	PA
	(Hz)	(dBuV/m)	(dBuV/m)	(dB)	(dBuV)	(m)		(°)	(m)		(dB)	(dB)	(dB)
PK	12.85329G	57.25	88.20	-30.95	42.51	3	Vertical	196	2.35	-	39.20	10.06	34.52
RMS	12.84521G	43.74	68.20	-24.46	29.02	3	Vertical	196	2.35	-	39.18	10.06	34.52

5.925-6.425GHz_802.11be EHT320-BF_Nss1,(MCS0)_4TX

6425MHz_TX

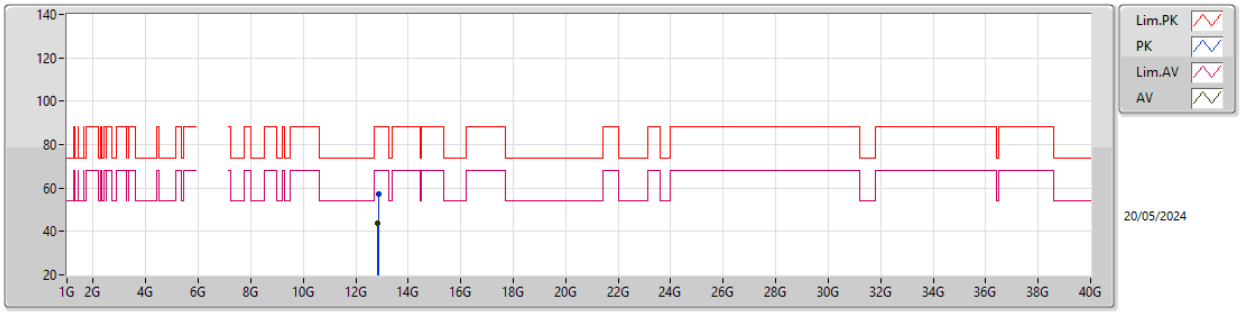

EUT Y_4TX
Setting 27
04-E-J-8

Type	Freq	Level	Limit	Margin	Raw	Dist	Condition	Azimuth	Height	Comment	AF	CL	PA
	(Hz)	(dBuV/m)	(dBuV/m)	(dB)	(dBuV)	(m)		(°)	(m)		(dB)	(dB)	(dB)
PK	12.85393G	57.26	88.20	-30.94	42.52	3	Horizontal	74	1.67	-	39.20	10.06	34.52
RMS	12.84927G	43.66	68.20	-24.54	28.92	3	Horizontal	74	1.67	-	39.20	10.06	34.52

5.925-6.425GHz_802.11be EHT320-BF_Nss1,(MCS0)_4TX

6425MHz_TX

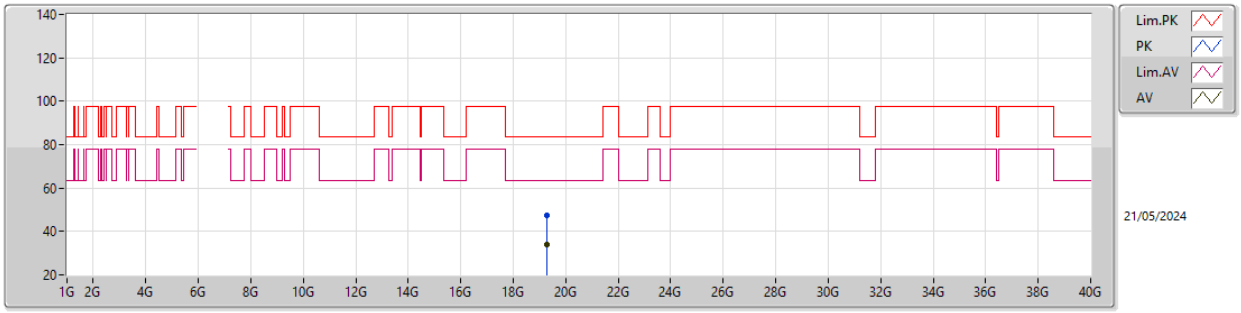

EUT Y_4TX
Setting 27
04-E-K-5

Type	Freq	Level	Limit	Margin	Raw	Dist	Condition	Azimuth	Height	Comment	AF	CL	PA
	(Hz)	(dBuV/m)	(dBuV/m)	(dB)	(dBuV)	(m)		(°)	(m)		(dB)	(dB)	(dB)
PK	19.27572G	47.50	83.54	-36.04	43.84	1	Vertical	111	1.56	-	37.95	15.24	49.53
AV	19.27766G	33.83	63.54	-29.71	30.16	1	Vertical	111	1.56	-	37.96	15.24	49.53

5.925-6.425GHz_802.11be EHT320-BF_Nss1,(MCS0)_4TX

6425MHz_TX

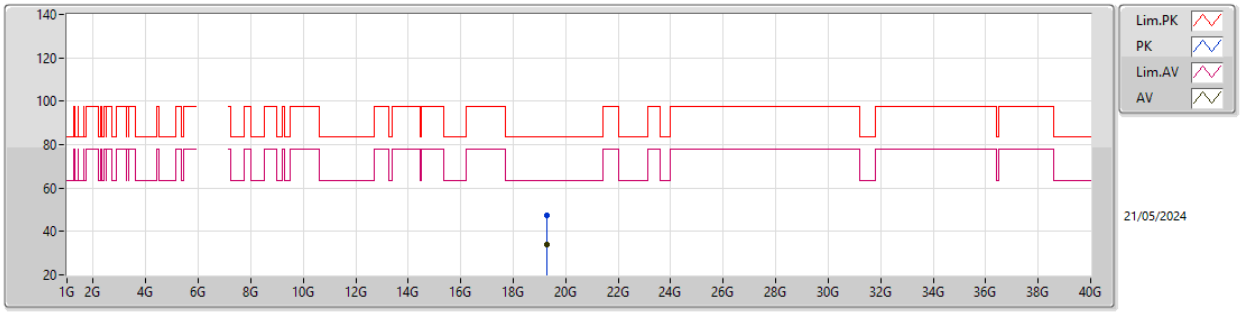

EUT Y_4TX
Setting 27
04-E-K-5

Type	Freq	Level	Limit	Margin	Raw	Dist	Condition	Azimuth	Height	Comment	AF	CL	PA
	(Hz)	(dBuV/m)	(dBuV/m)	(dB)	(dBuV)	(m)		(°)	(m)		(dB)	(dB)	(dB)
PK	19.27978G	47.42	83.54	-36.12	43.75	1	Horizontal	21	1.52	-	37.96	15.24	49.53
AV	19.27783G	33.74	63.54	-29.80	30.07	1	Horizontal	21	1.52	-	37.96	15.24	49.53

6.425-6.525GHz_802.11be EHT320-BF_Nss1,(MCS0)_4TX

6585MHz_TX

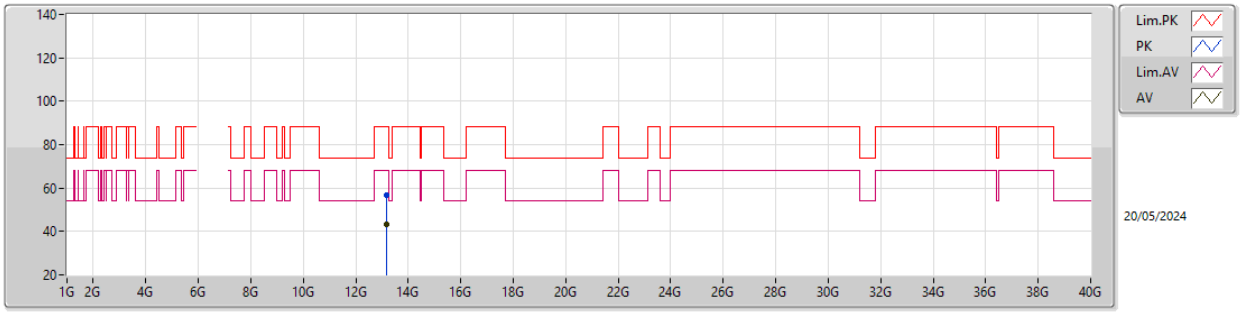

EUT Y_4TX
Setting 26
04-E-J-8

Type	Freq	Level	Limit	Margin	Raw	Dist	Condition	Azimuth	Height	Comment	AF	CL	PA
	(Hz)	(dBuV/m)	(dBuV/m)	(dB)	(dBuV)	(m)		(°)	(m)		(dB)	(dB)	(dB)
PK	13.17265G	56.65	88.20	-31.55	41.43	3	Vertical	59	2.75	-	39.65	10.18	34.61
RMS	13.17281G	43.07	68.20	-25.13	27.85	3	Vertical	59	2.75	-	39.65	10.18	34.61

6.425-6.525GHz_802.11be EHT320-BF_Nss1,(MCS0)_4TX

6585MHz_TX

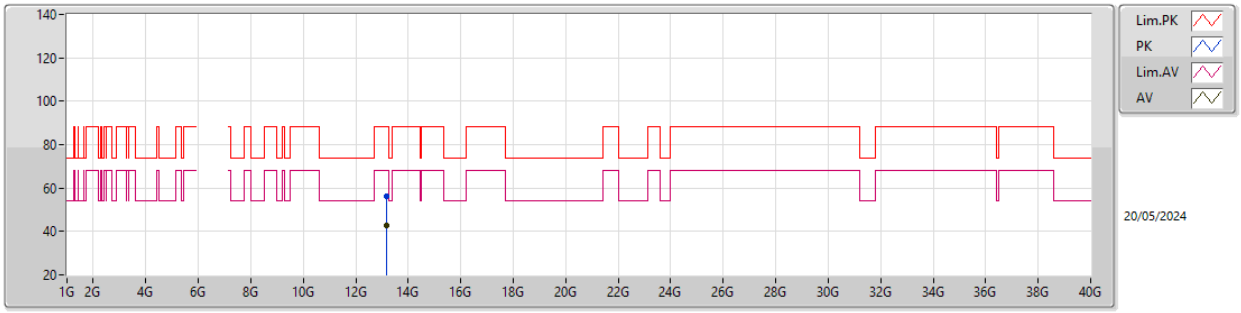

EUT Y_4TX
Setting 26
04-E-J-8

Type	Freq	Level	Limit	Margin	Raw	Dist	Condition	Azimuth	Height	Comment	AF	CL	PA
	(Hz)	(dBuV/m)	(dBuV/m)	(dB)	(dBuV)	(m)		(°)	(m)		(dB)	(dB)	(dB)
PK	13.1747G	55.96	88.20	-32.24	40.74	3	Horizontal	353	1.25	-	39.65	10.18	34.61
RMS	13.16685G	42.96	68.20	-25.24	27.76	3	Horizontal	353	1.25	-	39.63	10.18	34.61

6.425-6.525GHz_802.11be EHT320-BF_Nss1,(MCS0)_4TX

6585MHz_TX

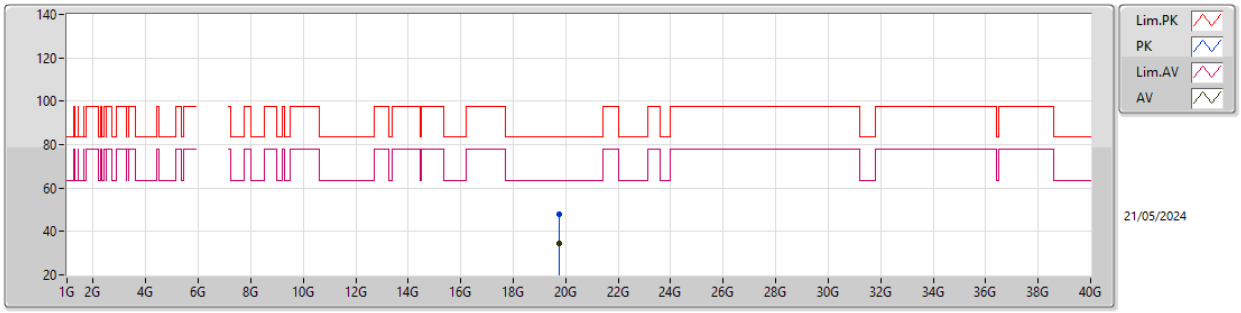

EUT Y_4TX
Setting 26
04-E-K-5

Type	Freq	Level	Limit	Margin	Raw	Dist	Condition	Azimuth	Height	Comment	AF	CL	PA
	(Hz)	(dBuV/m)	(dBuV/m)	(dB)	(dBuV)	(m)		(°)	(m)		(dB)	(dB)	(dB)
PK	19.75192G	48.07	83.54	-35.47	44.42	1	Vertical	92	1.52	-	37.91	15.21	49.47
AV	19.75483G	34.39	63.54	-29.15	30.73	1	Vertical	92	1.52	-	37.92	15.21	49.47

6.425-6.525GHz_802.11be EHT320-BF_Nss1,(MCS0)_4TX

6585MHz_TX

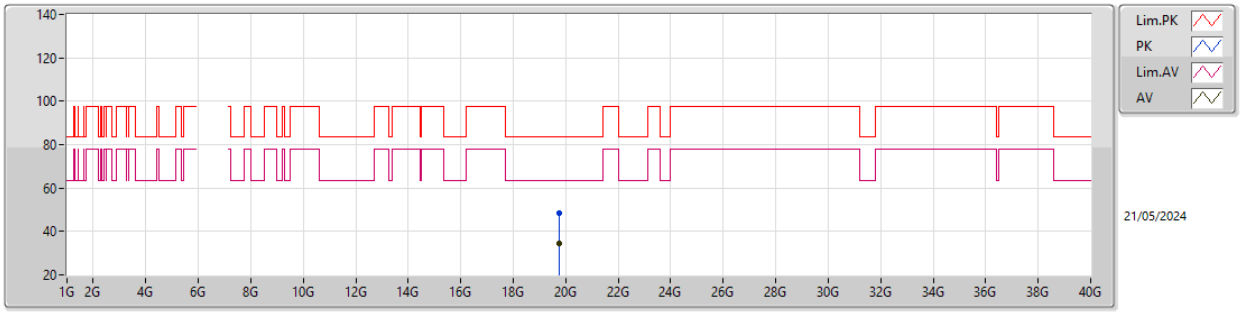

EUT Y_4TX
Setting 26
04-E-K-5

Type	Freq	Level	Limit	Margin	Raw	Dist	Condition	Azimuth	Height	Comment	AF	CL	PA
	(Hz)	(dBuV/m)	(dBuV/m)	(dB)	(dBuV)	(m)		(°)	(m)		(dB)	(dB)	(dB)
PK	19.75019G	48.19	83.54	-35.35	44.55	1	Horizontal	341	1.51	-	37.90	15.21	49.47
AV	19.75656G	34.61	63.54	-28.93	30.94	1	Horizontal	341	1.51	-	37.93	15.21	49.47

6.525-6.875GHz_802.11be EHT320-BF_Nss1,(MCS0)_4TX

6745MHz_TX

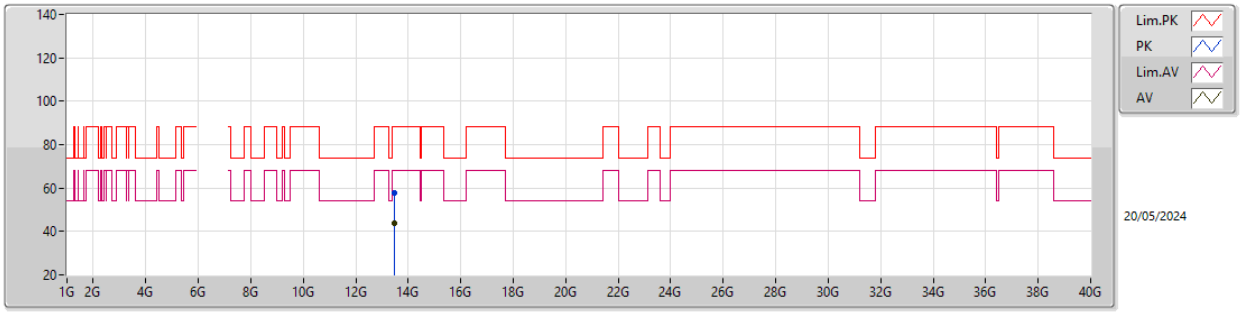

EUT Y_4TX
Setting 24
04-E-J-8

Type	Freq	Level	Limit	Margin	Raw	Dist	Condition	Azimuth	Height	Comment	AF	CL	PA
	(Hz)	(dBuV/m)	(dBuV/m)	(dB)	(dBuV)	(m)		(°)	(m)		(dB)	(dB)	(dB)
PK	13.49408G	57.54	88.20	-30.66	41.93	3	Vertical	16	1.23	-	40.10	10.31	34.80
RMS	13.49436G	44.05	68.20	-24.15	28.44	3	Vertical	16	1.23	-	40.10	10.31	34.80

6.525-6.875GHz_802.11be EHT320-BF_Nss1,(MCS0)_4TX

6745MHz_TX

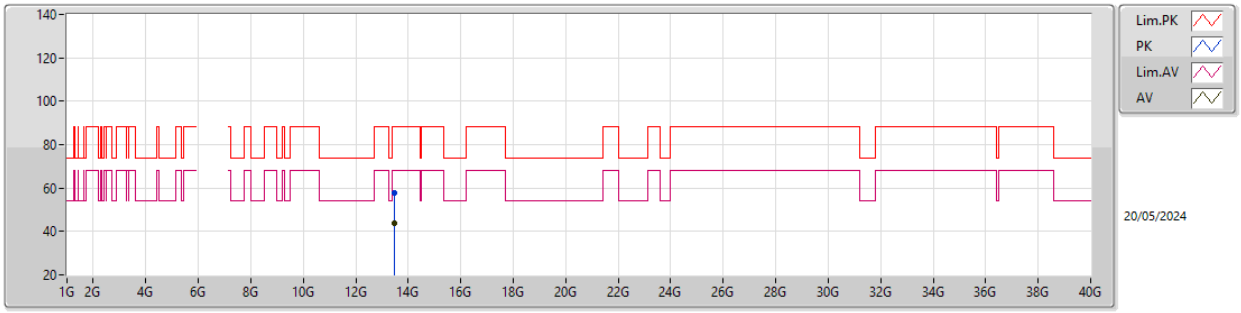

EUT Y_4TX
Setting 24
04-E-J-8

Type	Freq	Level	Limit	Margin	Raw	Dist	Condition	Azimuth	Height	Comment	AF	CL	PA
	(Hz)	(dBuV/m)	(dBuV/m)	(dB)	(dBuV)	(m)		(°)	(m)		(dB)	(dB)	(dB)
PK	13.49122G	57.73	88.20	-30.47	42.12	3	Horizontal	72	1.43	-	40.10	10.30	34.79
RMS	13.48577G	43.92	68.20	-24.28	28.31	3	Horizontal	72	1.43	-	40.10	10.30	34.79

6.525-6.875GHz_802.11be EHT320-BF_Nss1,(MCS0)_4TX

6745MHz_TX

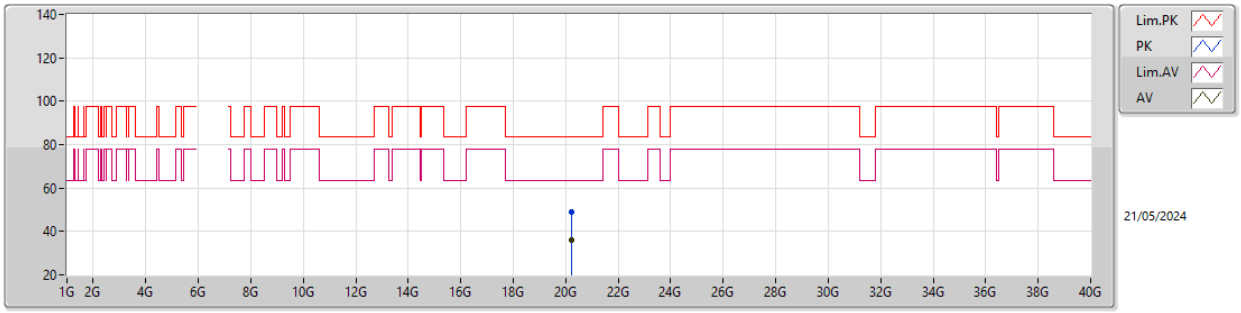

EUT Y_4TX
Setting 24
04-E-K-5

Type	Freq	Level	Limit	Margin	Raw	Dist	Condition	Azimuth	Height	Comment	AF	CL	PA
	(Hz)	(dBuV/m)	(dBuV/m)	(dB)	(dBuV)	(m)		(°)	(m)		(dB)	(dB)	(dB)
PK	20.23936G	49.09	83.54	-34.45	44.93	1	Vertical	126	1.58	-	37.98	15.39	49.21
AV	20.23429G	35.90	63.54	-27.64	31.75	1	Vertical	126	1.58	-	37.97	15.39	49.21

6.525-6.875GHz_802.11be EHT320-BF_Nss1,(MCS0)_4TX

6745MHz_TX

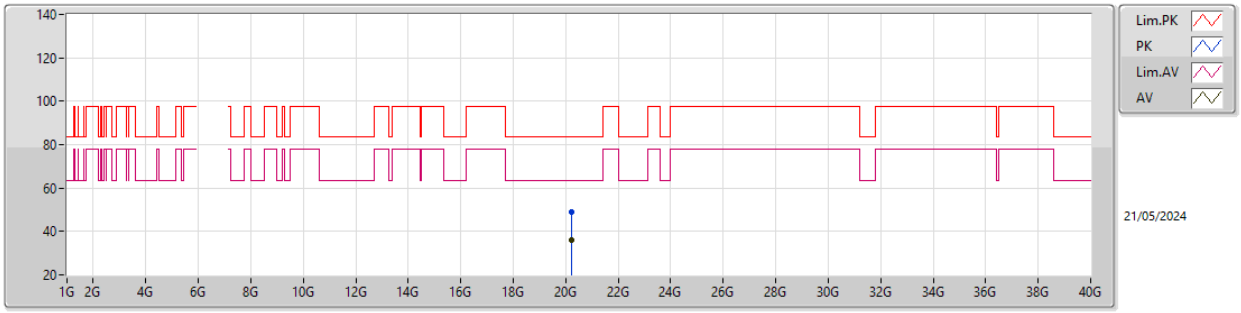

EUT Y_4TX
Setting 24
04-E-K-5

Type	Freq	Level	Limit	Margin	Raw	Dist	Condition	Azimuth	Height	Comment	AF	CL	PA
	(Hz)	(dBuV/m)	(dBuV/m)	(dB)	(dBuV)	(m)		(°)	(m)		(dB)	(dB)	(dB)
PK	20.23891G	49.10	83.54	-34.44	44.94	1	Horizontal	113	1.57	-	37.98	15.39	49.21
AV	20.23158G	35.88	63.54	-27.66	31.74	1	Horizontal	113	1.57	-	37.96	15.39	49.21

6.525-6.875GHz_802.11be EHT320-BF_Nss1,(MCS0)_4TX

6905MHz_TX

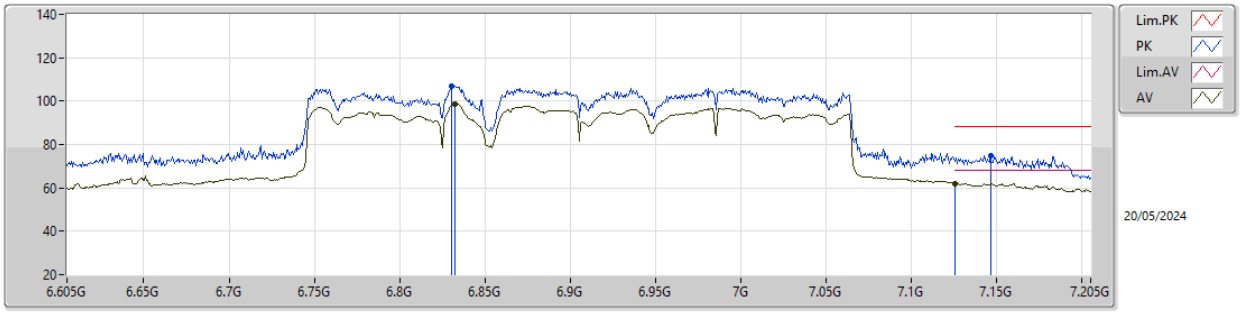

EUT Y_4TX
Setting 25
04-E-J-8-10

Type	Freq	Level	Limit	Margin	Raw	Dist	Condition	Azimuth	Height	Comment	AF	CL	PA
	(Hz)	(dBuV/m)	(dBuV/m)	(dB)	(dBuV)	(m)		(°)	(m)		(dB)	(dB)	(dB)
PK	6.8306G	106.99	Inf	-Inf	97.73	3	Vertical	66	1.78	-	36.20	6.88	33.82
RMS	6.8324G	98.78	Inf	-Inf	89.52	3	Vertical	66	1.78	-	36.20	6.88	33.82
PK	7.1462G	74.78	88.20	-13.42	65.19	3	Vertical	66	1.78	-	36.58	7.04	34.03
RMS	7.1258G	62.03	68.20	-6.17	52.51	3	Vertical	66	1.78	-	36.50	7.04	34.02

6.525-6.875GHz_802.11be EHT320-BF_Nss1,(MCS0)_4TX

6905MHz_TX

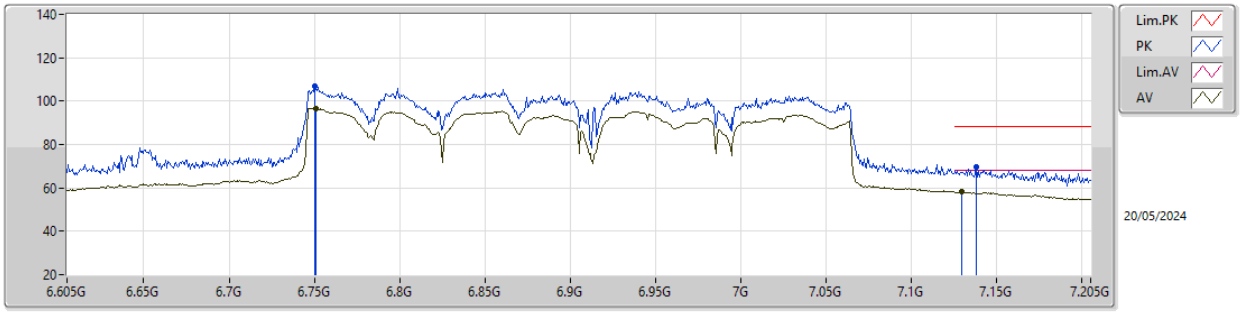

EUT Y_4TX
Setting 25
04-E-J-8-10

Type	Freq	Level	Limit	Margin	Raw	Dist	Condition	Azimuth	Height	Comment	AF	CL	PA
	(Hz)	(dBuV/m)	(dBuV/m)	(dB)	(dBuV)	(m)		(°)	(m)		(dB)	(dB)	(dB)
PK	6.7502G	107.15	Inf	-Inf	97.94	3	Horizontal	299	1.72	-	36.10	6.86	33.75
RMS	6.7508G	96.77	Inf	-Inf	87.56	3	Horizontal	299	1.72	-	36.10	6.86	33.75
PK	7.1378G	69.41	88.20	-18.79	59.85	3	Horizontal	299	1.72	-	36.55	7.04	34.03
RMS	7.1294G	58.02	68.20	-10.18	48.48	3	Horizontal	299	1.72	-	36.52	7.04	34.02

6.525-6.875GHz_802.11be EHT320-BF_Nss1,(MCS0)_4TX

6905MHz_TX

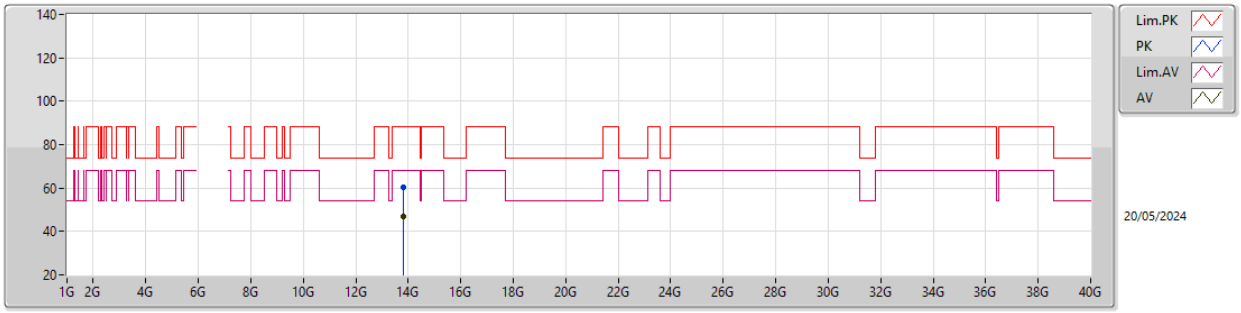

EUT Y_4TX
Setting 25
04-E-J-8

Type	Freq	Level	Limit	Margin	Raw	Dist	Condition	Azimuth	Height	Comment	AF	CL	PA
	(Hz)	(dBuV/m)	(dBuV/m)	(dB)	(dBuV)	(m)		(°)	(m)		(dB)	(dB)	(dB)
PK	13.81008G	60.35	88.20	-27.85	44.58	3	Vertical	331	2.29	-	40.42	10.43	35.08
RMS	13.81276G	46.99	68.20	-21.21	31.21	3	Vertical	331	2.29	-	40.43	10.43	35.08

6.525-6.875GHz_802.11be EHT320-BF_Nss1,(MCS0)_4TX

6905MHz_TX

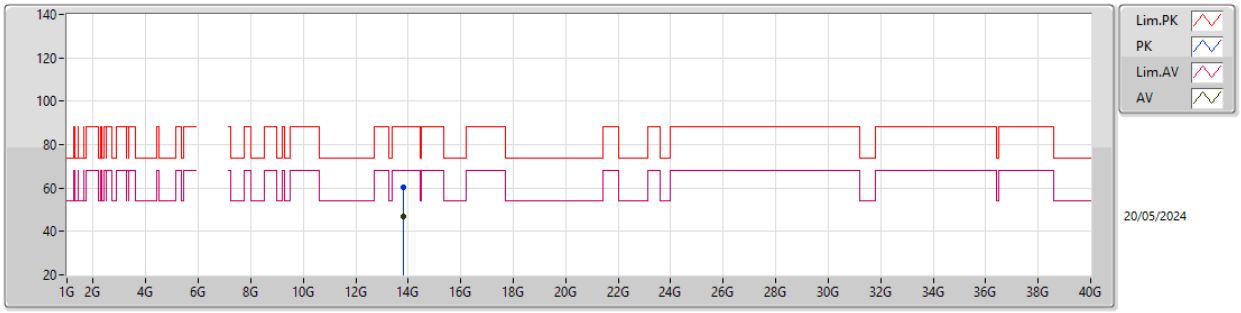

EUT Y_4TX
Setting 25
04-E-J-8

Type	Freq	Level	Limit	Margin	Raw	Dist	Condition	Azimuth	Height	Comment	AF	CL	PA
	(Hz)	(dBuV/m)	(dBuV/m)	(dB)	(dBuV)	(m)		(°)	(m)		(dB)	(dB)	(dB)
PK	13.81481G	60.50	88.20	-27.70	44.72	3	Horizontal	231	2.54	-	40.43	10.43	35.08
RMS	13.81265G	46.94	68.20	-21.26	31.16	3	Horizontal	231	2.54	-	40.43	10.43	35.08

6.525-6.875GHz_802.11be EHT320-BF_Nss1,(MCS0)_4TX

6905MHz_TX

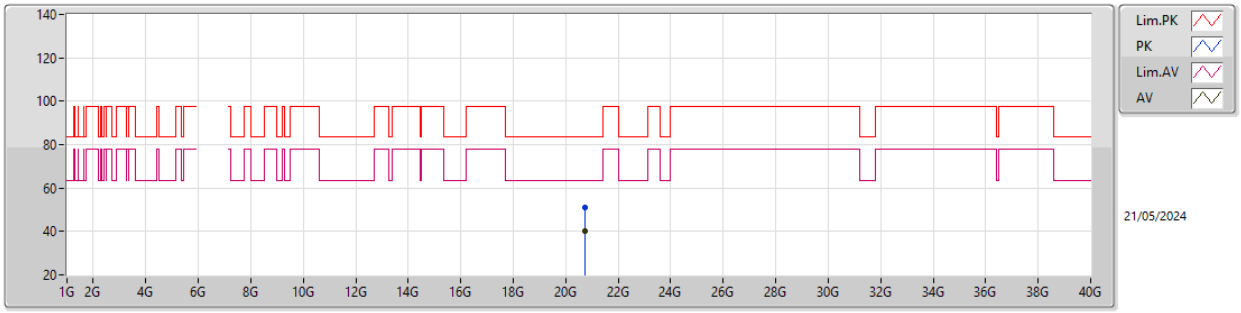

EUT Y_4TX
Setting 25
04-E-K-5

Type	Freq	Level	Limit	Margin	Raw	Dist	Condition	Azimuth	Height	Comment	AF	CL	PA
	(Hz)	(dBuV/m)	(dBuV/m)	(dB)	(dBuV)	(m)		(°)	(m)		(dB)	(dB)	(dB)
PK	20.71998G	51.28	83.54	-32.26	46.67	1	Vertical	102	1.54	-	37.86	15.78	49.03
AV	20.71997G	40.40	63.54	-23.14	35.79	1	Vertical	102	1.54	-	37.86	15.78	49.03

6.525-6.875GHz_802.11be EHT320-BF_Nss1,(MCS0)_4TX

6905MHz_TX

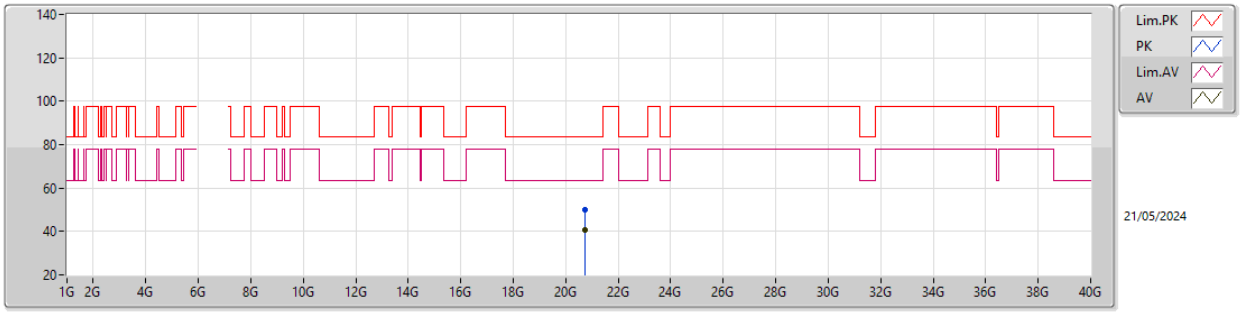

EUT Y_4TX
Setting 25
04-E-K-5

Type	Freq	Level	Limit	Margin	Raw	Dist	Condition	Azimuth	Height	Comment	AF	CL	PA
	(Hz)	(dBuV/m)	(dBuV/m)	(dB)	(dBuV)	(m)		(°)	(m)		(dB)	(dB)	(dB)
PK	20.71983G	49.98	83.54	-33.56	45.37	1	Horizontal	24	1.58	-	37.86	15.78	49.03
AV	20.71993G	40.48	63.54	-23.06	35.87	1	Horizontal	24	1.58	-	37.86	15.78	49.03

Test Mode: Mode 3
Summary

Mode	Result	Type	Freq (Hz)	Level (dBuV/m)	Limit (dBuV/m)	Margin (dB)	Dist (m)	Condition	Azimuth (°)	Height (m)	Comments
5.925-6.425GHz	-	-	-	-	-	-	-	-	-	-	-
802.11be EHT80_Nss1,(MCS0),RU242+RU242_2TX	Pass	RMS	5.9046G	68.18	68.20	-0.02	3	Vertical	68	1.98	-

5.925-6.425GHz_802.11be EHT80_Nss1,(MCS0),RU484+RU242 MRU 3_1TX

5985MHz_TX

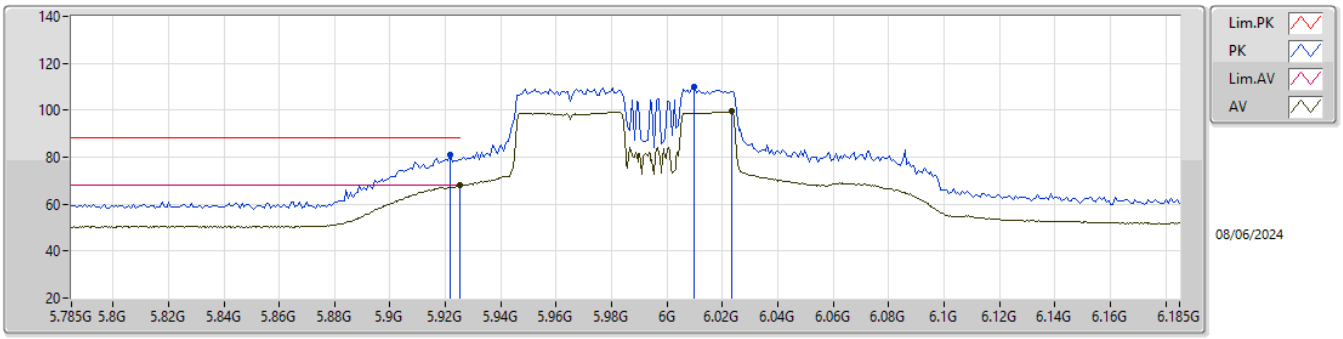

EUT Y_1TX
Setting 2/19.75
06-D-Y-1-10

Type	Freq	Level	Limit	Margin	Raw	Dist	Condition	Azimuth	Height	Comment	AF	CL	PA
	(Hz)	(dBuV/m)	(dBuV/m)	(dB)	(dBuV)	(m)		(°)	(m)		(dB)	(dB)	(dB)
PK	5.9218G	81.21	88.20	-6.99	72.83	3	Vertical	68	1.80	-	32.54	7.44	31.60
RMS	5.925G	67.92	68.20	-0.28	59.53	3	Vertical	68	1.80	-	32.55	7.44	31.60
PK	6.0098G	110.10	Inf	-Inf	101.69	3	Vertical	68	1.80	-	32.52	7.48	31.59
RMS	6.0234G	99.46	Inf	-Inf	90.98	3	Vertical	68	1.80	-	32.55	7.49	31.56

5.925-6.425GHz_802.11be EHT80_Nss1,(MCS0),RU484+RU242 MRU 3_1TX

5985MHz_TX

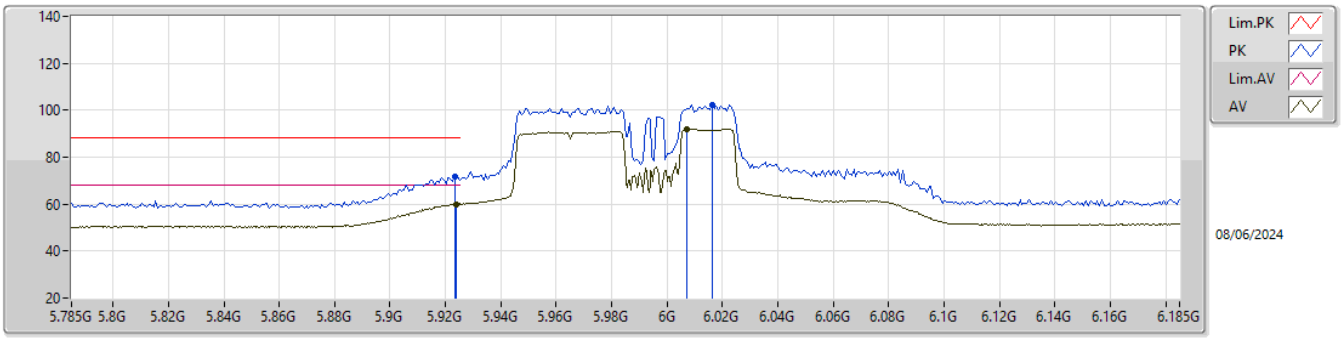

EUT Y_1TX
Setting 2/19.75
06-D-Y-1-10

Type	Freq	Level	Limit	Margin	Raw	Dist	Condition	Azimuth	Height	Comment	AF	CL	PA
	(Hz)	(dBuV/m)	(dBuV/m)	(dB)	(dBuV)	(m)		(°)	(m)		(dB)	(dB)	(dB)
PK	5.9234G	71.61	88.20	-16.59	63.22	3	Horizontal	61	1.37	-	32.55	7.44	31.60
RMS	5.9238G	60.07	68.20	-8.13	51.68	3	Horizontal	61	1.37	-	32.55	7.44	31.60
PK	6.0162G	102.26	Inf	-Inf	93.82	3	Horizontal	61	1.37	-	32.53	7.48	31.57
RMS	6.007G	91.93	Inf	-Inf	83.53	3	Horizontal	61	1.37	-	32.51	7.48	31.59

5.925-6.425GHz_802.11be EHT80_Nss1,(MCS0),RU484+RU242 MRU 3_1TX

5985MHz_TX

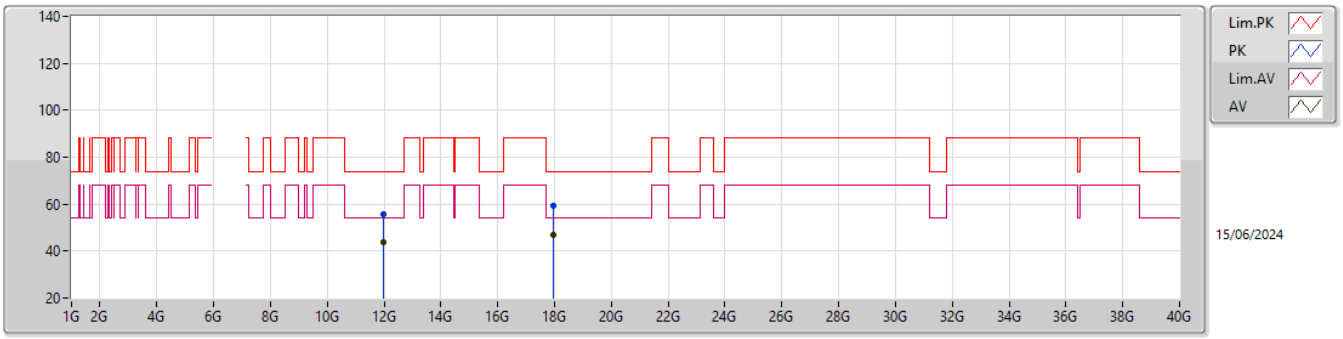

EUT Y_1TX
Setting 2/19.75
06-K-S-4

Type	Freq	Level	Limit	Margin	Raw	Dist	Condition	Azimuth	Height	Comment	AF	CL	PA
	(Hz)	(dBuV/m)	(dBuV/m)	(dB)	(dBuV)	(m)		(°)	(m)		(dB)	(dB)	(dB)
PK	11.97007G	55.54	74.00	-18.46	48.73	3	Vertical	124	2.27	-	38.92	10.80	42.91
AV	11.97031G	43.91	54.00	-10.09	37.10	3	Vertical	124	2.27	-	38.92	10.80	42.91
PK	17.95498G	59.40	74.00	-14.60	36.97	3	Vertical	9	1.76	-	50.37	13.55	41.49
AV	17.95464G	47.11	54.00	-6.89	24.70	3	Vertical	9	1.76	-	50.35	13.55	41.49

5.925-6.425GHz_802.11be EHT80_Nss1,(MCS0),RU484+RU242 MRU 3_1TX

5985MHz_TX

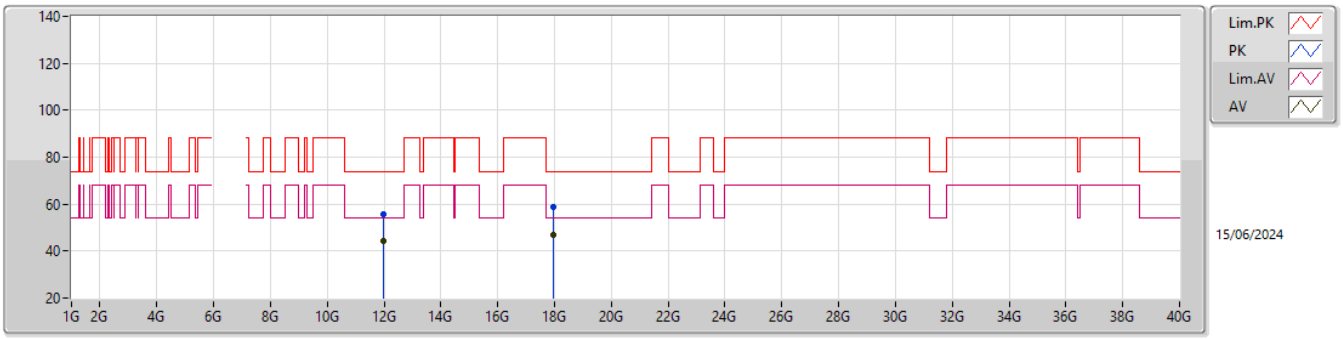

EUT Y_1TX
Setting 2/19.75
06-K-S-4

Type	Freq	Level	Limit	Margin	Raw	Dist	Condition	Azimuth	Height	Comment	AF	CL	PA
	(Hz)	(dBuV/m)	(dBuV/m)	(dB)	(dBuV)	(m)		(°)	(m)		(dB)	(dB)	(dB)
PK	11.9696G	55.66	74.00	-18.34	48.85	3	Horizontal	342	1.16	-	38.92	10.80	42.91
AV	11.97036G	44.55	54.00	-9.45	37.74	3	Horizontal	342	1.16	-	38.92	10.80	42.91
PK	17.95535G	58.90	74.00	-15.10	36.45	3	Horizontal	150	2.96	-	50.39	13.55	41.49
AV	17.95531G	46.99	54.00	-7.01	24.54	3	Horizontal	150	2.96	-	50.39	13.55	41.49

5.925-6.425GHz_802.11be EHT80_Nss1,(MCS0),RU484+RU242 MRU 3_1TX

5985MHz_TX

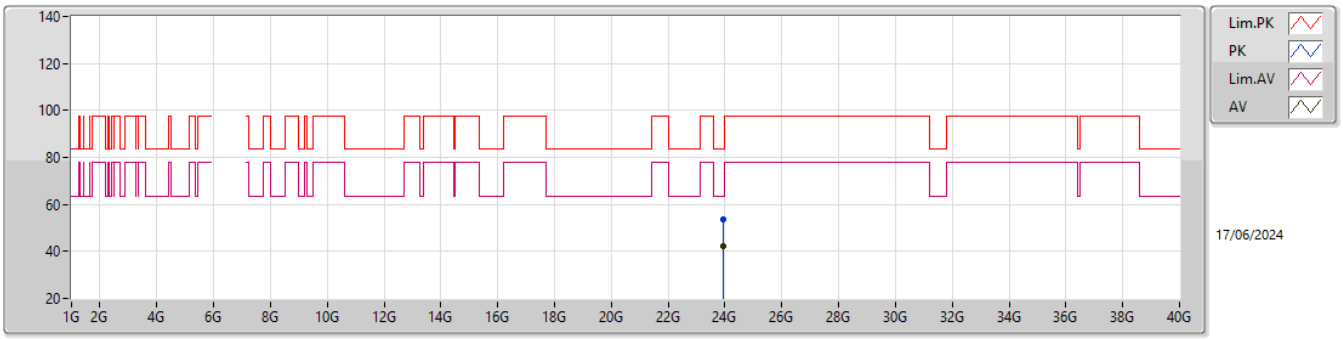

EUT Y_1TX
Setting 2/19.75
06-K-S-4

Type	Freq	Level	Limit	Margin	Raw	Dist	Condition	Azimuth	Height	Comment	AF	CL	PA
	(Hz)	(dBuV/m)	(dBuV/m)	(dB)	(dBuV)	(m)		(°)	(m)		(dB)	(dB)	(dB)
PK	23.94015G	53.71	83.54	-29.83	44.57	1	Vertical	337	1.16	-	38.88	17.38	47.12
AV	23.94012G	42.10	63.54	-21.44	32.96	1	Vertical	337	1.16	-	38.88	17.38	47.12

5.925-6.425GHz_802.11be EHT80_Nss1,(MCS0),RU484+RU242 MRU 3_1TX

5985MHz_TX

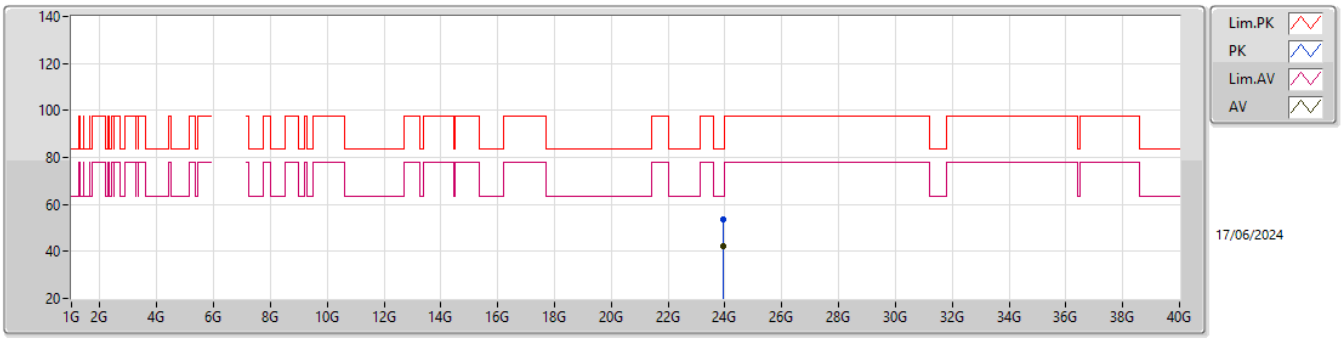

EUT Y_1TX
Setting 2/19.75
06-K-S-4

Type	Freq	Level	Limit	Margin	Raw	Dist	Condition	Azimuth	Height	Comment	AF	CL	PA
	(Hz)	(dBuV/m)	(dBuV/m)	(dB)	(dBuV)	(m)		(°)	(m)		(dB)	(dB)	(dB)
PK	23.94031G	53.59	83.54	-29.95	44.45	1	Horizontal	146	2.07	-	38.88	17.38	47.12
AV	23.94004G	42.23	63.54	-21.31	33.09	1	Horizontal	146	2.07	-	38.88	17.38	47.12

5.925-6.425GHz_802.11be EHT80_Nss1,(MCS0),RU242+RU242 MRU 1_1TX

5985MHz_TX

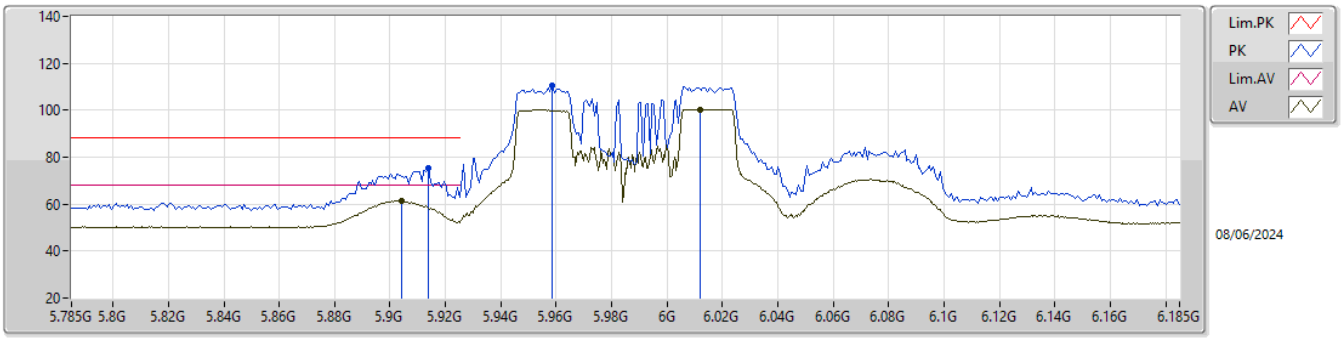

EUT Y_1TX
Setting 0.5/19.25
06-D-Y-1-10

Type	Freq	Level	Limit	Margin	Raw	Dist	Condition	Azimuth	Height	Comment	AF	CL	PA
	(Hz)	(dBuV/m)	(dBuV/m)	(dB)	(dBuV)	(m)		(°)	(m)		(dB)	(dB)	(dB)
PK	5.9138G	75.46	88.20	-12.74	67.09	3	Vertical	69	1.59	-	32.53	7.44	31.60
RMS	5.9042G	61.39	68.20	-6.81	53.05	3	Vertical	69	1.59	-	32.51	7.43	31.60
PK	5.9586G	110.41	Inf	-Inf	101.99	3	Vertical	69	1.59	-	32.58	7.45	31.61
RMS	6.0118G	100.33	Inf	-Inf	91.91	3	Vertical	69	1.59	-	32.52	7.48	31.58

5.925-6.425GHz_802.11be EHT80_Nss1,(MCS0),RU242+RU242 MRU 1_1TX

5985MHz_TX

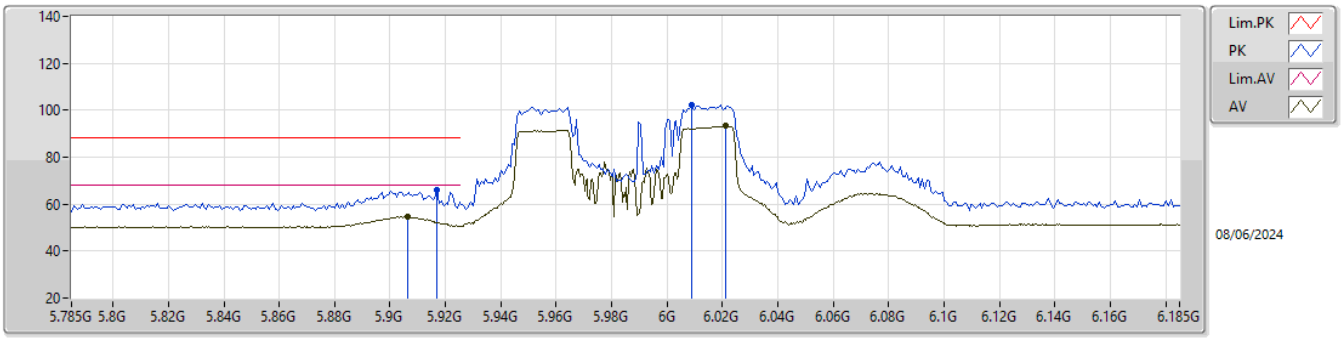

EUT Y_1TX
Setting 0.5/19.25
06-D-Y-1-10

Type	Freq	Level	Limit	Margin	Raw	Dist	Condition	Azimuth	Height	Comment	AF	CL	PA
	(Hz)	(dBuV/m)	(dBuV/m)	(dB)	(dBuV)	(m)		(°)	(m)		(dB)	(dB)	(dB)
PK	5.917G	65.84	88.20	-22.36	57.47	3	Horizontal	56	1.50	-	32.53	7.44	31.60
RMS	5.9062G	54.67	68.20	-13.53	46.33	3	Horizontal	56	1.50	-	32.51	7.43	31.60
PK	6.009G	102.08	Inf	-Inf	93.67	3	Horizontal	56	1.50	-	32.52	7.48	31.59
RMS	6.021G	93.21	Inf	-Inf	84.74	3	Horizontal	56	1.50	-	32.54	7.49	31.56

5.925-6.425GHz_802.11be EHT80_Nss1,(MCS0),RU242+RU242 MRU 1_1TX

5985MHz_TX

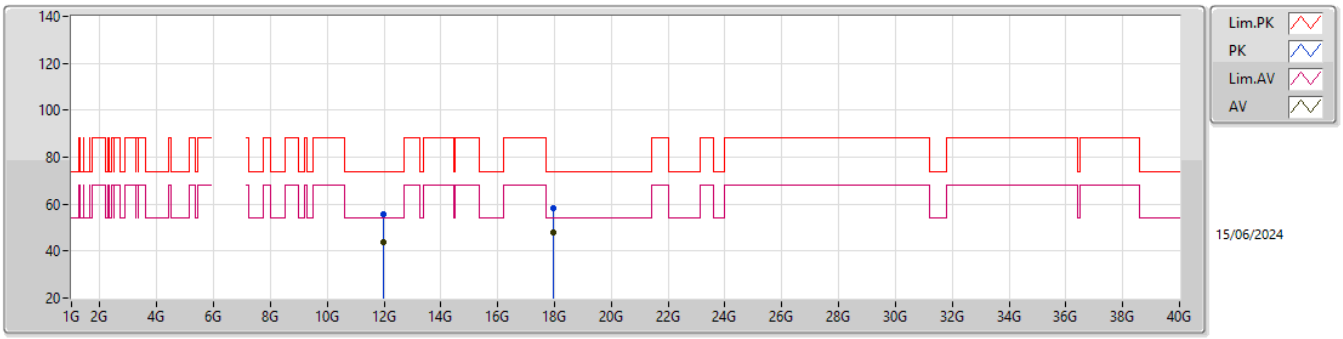

EUT Y_1TX
Setting 0.5/19.25
06-K-S-4

Type	Freq	Level	Limit	Margin	Raw	Dist	Condition	Azimuth	Height	Comment	AF	CL	PA
	(Hz)	(dBuV/m)	(dBuV/m)	(dB)	(dBuV)	(m)		(°)	(m)		(dB)	(dB)	(dB)
PK	11.97041G	55.62	74.00	-18.38	48.81	3	Vertical	25	1.02	-	38.92	10.80	42.91
AV	11.96993G	43.69	54.00	-10.31	36.88	3	Vertical	25	1.02	-	38.92	10.80	42.91
PK	17.95538G	58.33	74.00	-15.67	35.87	3	Vertical	294	1.16	-	50.39	13.55	41.48
AV	17.95482G	47.91	54.00	-6.09	25.49	3	Vertical	294	1.16	-	50.36	13.55	41.49

5.925-6.425GHz_802.11be EHT80_Nss1,(MCS0),RU242+RU242 MRU 1_1TX

5985MHz_TX

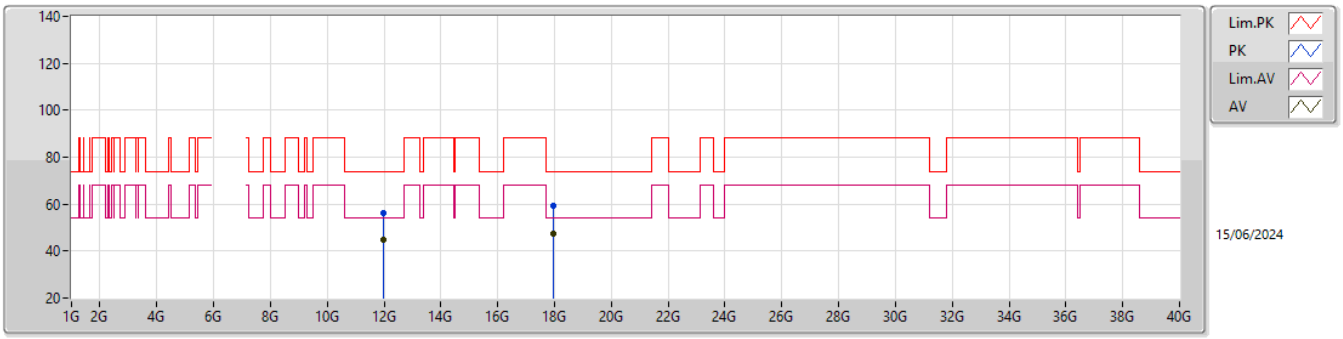

EUT Y_1TX
Setting 0.5/19.25
06-K-S-4

Type	Freq	Level	Limit	Margin	Raw	Dist	Condition	Azimuth	Height	Comment	AF	CL	PA
	(Hz)	(dBuV/m)	(dBuV/m)	(dB)	(dBuV)	(m)		(°)	(m)		(dB)	(dB)	(dB)
PK	11.97023G	56.14	74.00	-17.86	49.33	3	Horizontal	247	1.29	-	38.92	10.80	42.91
AV	11.97047G	44.69	54.00	-9.31	37.88	3	Horizontal	247	1.29	-	38.92	10.80	42.91
PK	17.9548G	59.37	74.00	-14.63	36.95	3	Horizontal	67	1.56	-	50.36	13.55	41.49
AV	17.95495G	47.16	54.00	-6.84	24.73	3	Horizontal	67	1.56	-	50.37	13.55	41.49

5.925-6.425GHz_802.11be EHT80_Nss1,(MCS0),RU242+RU242 MRU 1_1TX

5985MHz_TX

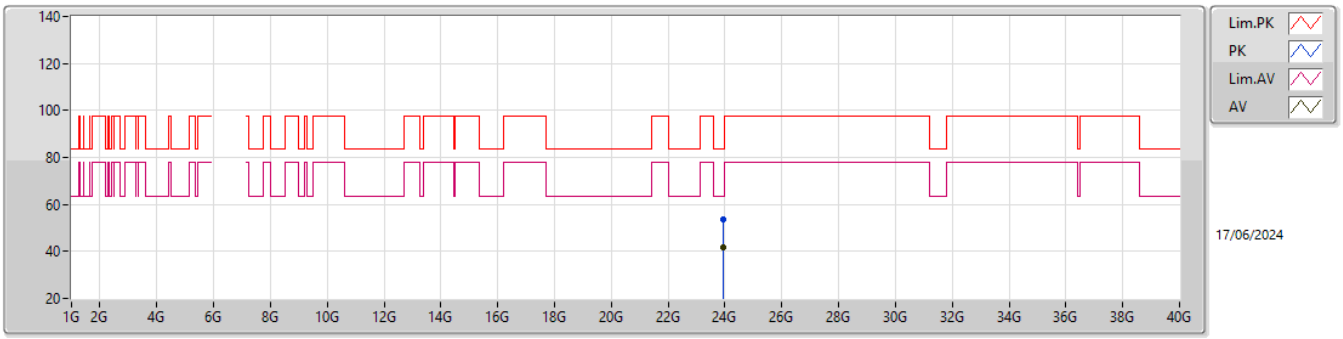

EUT Y_1TX
Setting 0.5/19.25
06-K-S-4

Type	Freq	Level	Limit	Margin	Raw	Dist	Condition	Azimuth	Height	Comment	AF	CL	PA
	(Hz)	(dBuV/m)	(dBuV/m)	(dB)	(dBuV)	(m)		(°)	(m)		(dB)	(dB)	(dB)
PK	23.93987G	53.47	83.54	-30.07	44.33	1	Vertical	53	1.17	-	38.88	17.38	47.12
AV	23.93985G	41.98	63.54	-21.56	32.84	1	Vertical	53	1.17	-	38.88	17.38	47.12

5.925-6.425GHz_802.11be EHT80_Nss1,(MCS0),RU242+RU242 MRU 1_1TX

5985MHz_TX

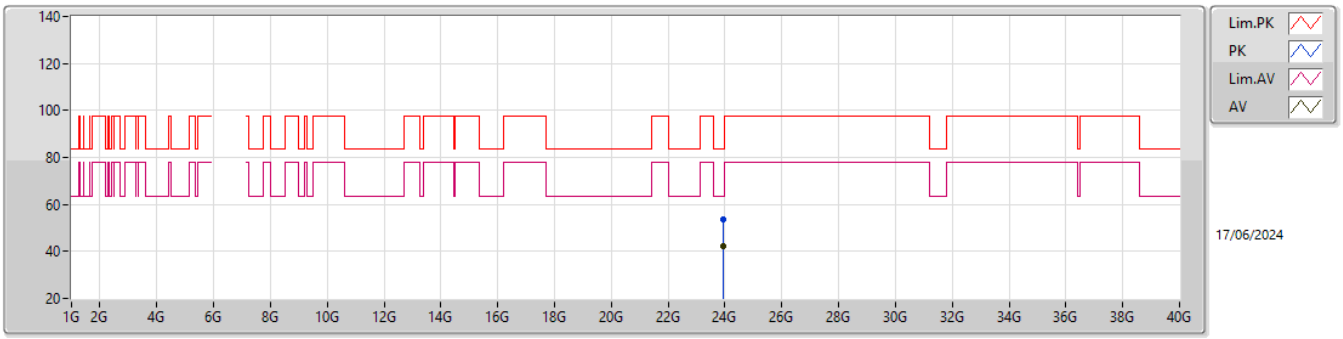

EUT Y_1TX
Setting 0.5/19.25
06-K-S-4

Type	Freq	Level	Limit	Margin	Raw	Dist	Condition	Azimuth	Height	Comment	AF	CL	PA
	(Hz)	(dBuV/m)	(dBuV/m)	(dB)	(dBuV)	(m)		(°)	(m)		(dB)	(dB)	(dB)
PK	23.93954G	53.83	83.54	-29.71	44.69	1	Horizontal	124	2.56	-	38.88	17.38	47.12
AV	23.93996G	42.10	63.54	-21.44	32.96	1	Horizontal	124	2.56	-	38.88	17.38	47.12

6.875-7.125GHz_802.11be EHT80_Nss1,(MCS0),RU484+RU242 MRU 3_1TX

7025MHz_TX

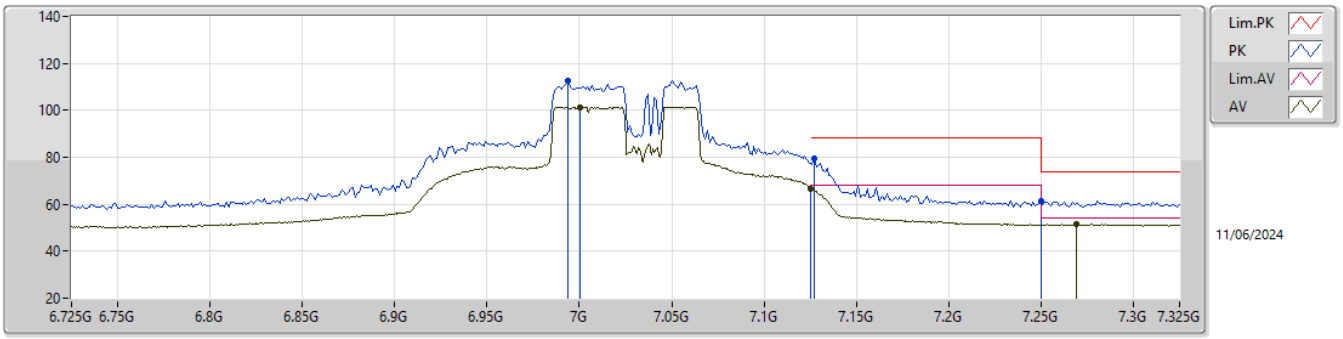

EUT Y_1TX
Setting 0.5/21.25
06-D-S-4-10

Type	Freq	Level	Limit	Margin	Raw	Dist	Condition	Azimuth	Height	Comment	AF	CL	PA
	(Hz)	(dBuV/m)	(dBuV/m)	(dB)	(dBuV)	(m)		(°)	(m)		(dB)	(dB)	(dB)
PK	6.9938G	112.77	Inf	-Inf	101.29	3	Vertical	327	1.75	-	35.48	8.14	32.14
RMS	7.0004G	101.42	Inf	-Inf	89.93	3	Vertical	327	1.75	-	35.50	8.15	32.16
PK	7.127G	79.68	88.20	-8.52	67.59	3	Vertical	327	1.75	-	36.16	8.27	32.34
RMS	7.1252G	66.79	68.20	-1.41	54.71	3	Vertical	327	1.75	-	36.15	8.27	32.34
PK	7.25G	61.55	74.00	-12.45	49.03	3	Vertical	327	1.75	-	36.70	8.34	32.52
AV	7.2692G	51.36	54.00	-2.64	38.90	3	Vertical	327	1.75	-	36.66	8.34	32.54

6.875-7.125GHz_802.11be EHT80_Nss1,(MCS0),RU484+RU242 MRU 3_1TX

7025MHz_TX

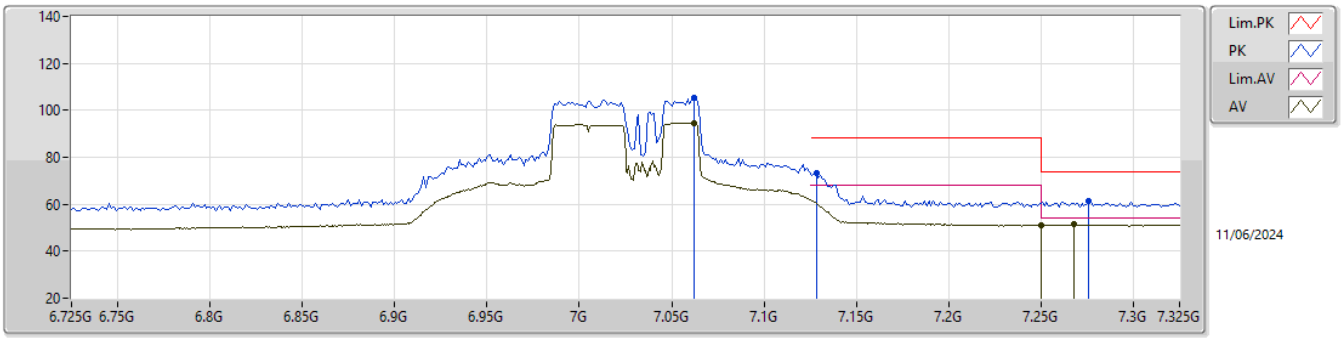

EUT Y_1TX
Setting 0.5/21.25
06-D-S-4-10

Type	Freq	Level	Limit	Margin	Raw	Dist	Condition	Azimuth	Height	Comment	AF	CL	PA
	(Hz)	(dBuV/m)	(dBuV/m)	(dB)	(dBuV)	(m)		(°)	(m)		(dB)	(dB)	(dB)
PK	7.0622G	105.44	Inf	-Inf	93.63	3	Horizontal	347.9	2.78	-	35.85	8.21	32.25
RMS	7.0622G	94.58	Inf	-Inf	82.77	3	Horizontal	347.9	2.78	-	35.85	8.21	32.25
PK	7.1282G	73.40	88.20	-14.80	61.30	3	Horizontal	347.9	2.78	-	36.17	8.27	32.34
AV	7.25G	50.84	54.00	-3.16	38.32	3	Horizontal	347.9	2.78	-	36.70	8.34	32.52
PK	7.2758G	61.50	74.00	-12.50	49.06	3	Horizontal	347.9	2.78	-	36.65	8.34	32.55
AV	7.268G	51.30	54.00	-2.70	38.84	3	Horizontal	347.9	2.78	-	36.66	8.34	32.54

6.875-7.125GHz_802.11be EHT80_Nss1,(MCS0),RU484+RU242 MRU 3_1TX

7025MHz_TX

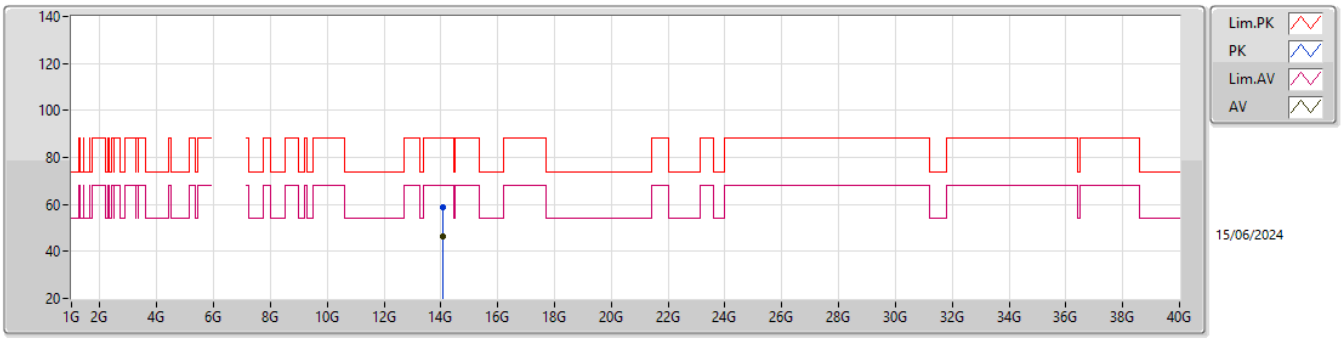

EUT Y_1TX
Setting 0.5/21.25
06-K-S-4

Type	Freq	Level	Limit	Margin	Raw	Dist	Condition	Azimuth	Height	Comment	AF	CL	PA
	(Hz)	(dBuV/m)	(dBuV/m)	(dB)	(dBuV)	(m)		(°)	(m)		(dB)	(dB)	(dB)
PK	14.05033G	58.68	88.20	-29.52	48.91	3	Vertical	226	1.99	-	40.90	11.74	42.87
RMS	14.05031G	46.19	68.20	-22.01	36.42	3	Vertical	226	1.99	-	40.90	11.74	42.87

6.875-7.125GHz_802.11be EHT80_Nss1,(MCS0),RU484+RU242 MRU 3_1TX

7025MHz_TX

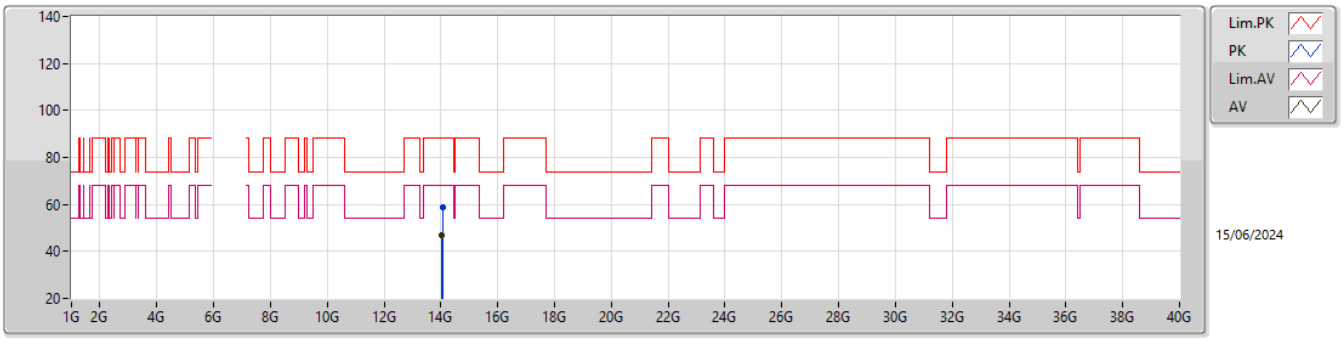

EUT Y_1TX
Setting 0.5/21.25
06-K-S-4

Type	Freq	Level	Limit	Margin	Raw	Dist	Condition	Azimuth	Height	Comment	AF	CL	PA
	(Hz)	(dBuV/m)	(dBuV/m)	(dB)	(dBuV)	(m)		(°)	(m)		(dB)	(dB)	(dB)
PK	14.05024G	58.90	88.20	-29.30	49.13	3	Horizontal	47	2.12	-	40.90	11.74	42.87
RMS	14.04965G	46.80	68.20	-21.40	37.03	3	Horizontal	47	2.12	-	40.90	11.74	42.87

6.875-7.125GHz_802.11be EHT80_Nss1,(MCS0),RU484+RU242 MRU 3_1TX

7025MHz_TX

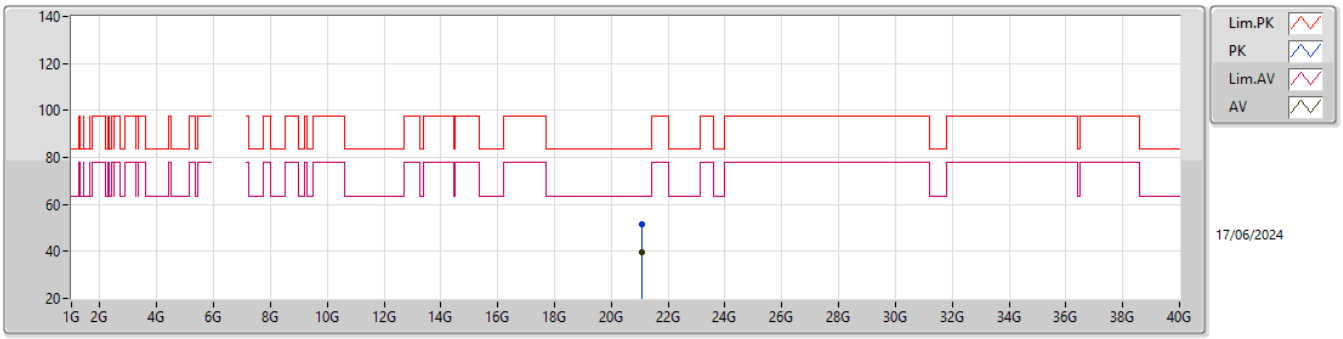

EUT Y_1TX
Setting 0.5/21.25
06-K-S-4

Type	Freq	Level	Limit	Margin	Raw	Dist	Condition	Azimuth	Height	Comment	AF	CL	PA
	(Hz)	(dBuV/m)	(dBuV/m)	(dB)	(dBuV)	(m)		(°)	(m)		(dB)	(dB)	(dB)
PK	21.0751G	51.62	83.54	-31.92	46.18	1	Vertical	162	2.97	-	38.25	16.06	48.87
AV	21.07467G	39.63	63.54	-23.91	34.19	1	Vertical	162	2.97	-	38.25	16.06	48.87

6.875-7.125GHz_802.11be EHT80_Nss1,(MCS0),RU484+RU242 MRU 3_1TX

7025MHz_TX

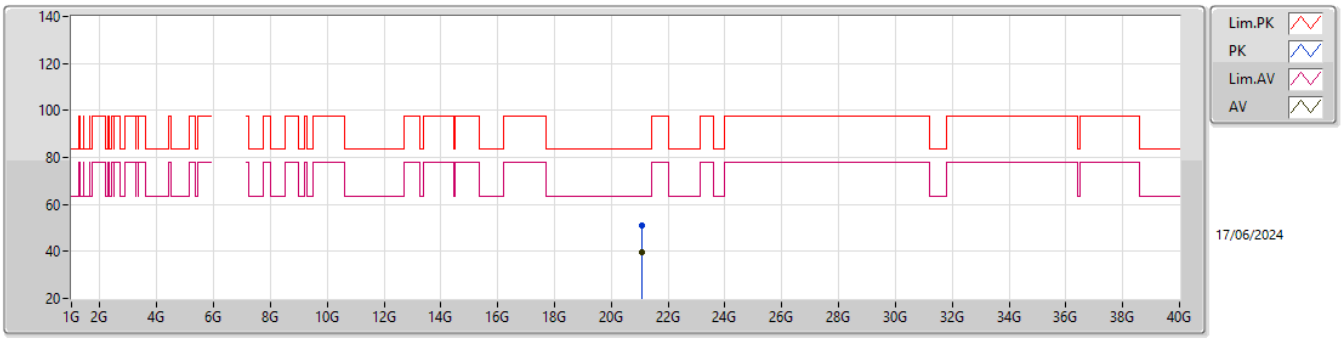

EUT Y_1TX
Setting 0.5/21.25
06-K-S-4

Type	Freq	Level	Limit	Margin	Raw	Dist	Condition	Azimuth	Height	Comment	AF	CL	PA
	(Hz)	(dBuV/m)	(dBuV/m)	(dB)	(dBuV)	(m)		(°)	(m)		(dB)	(dB)	(dB)
PK	21.07525G	51.26	83.54	-32.28	45.82	1	Horizontal	32	1.97	-	38.25	16.06	48.87
AV	21.0751G	39.75	63.54	-23.79	34.31	1	Horizontal	32	1.97	-	38.25	16.06	48.87

6.875-7.125GHz_802.11be EHT80_Nss1,(MCS0),RU242+RU242 MRU 1_1TX

7025MHz_TX

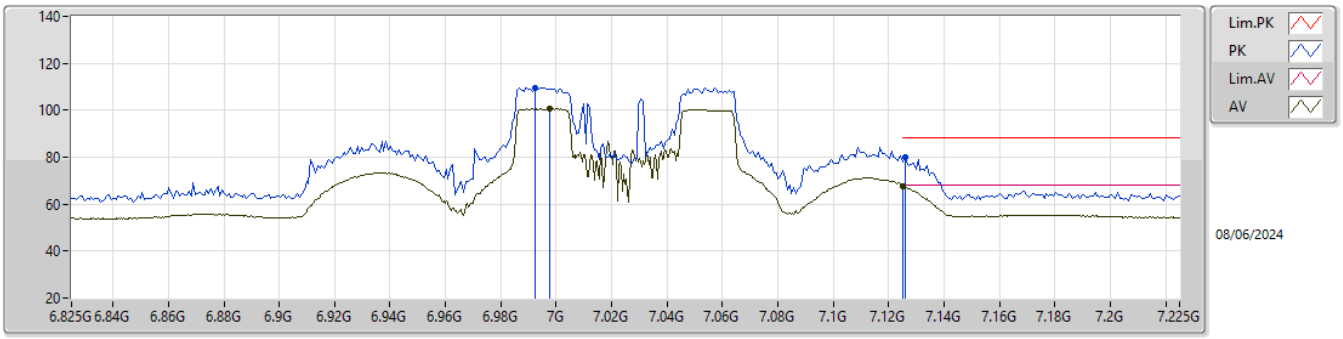

EUT Y_1TX
Setting -1/20.75
06-D-R-7-10

Type	Freq	Level	Limit	Margin	Raw	Dist	Condition	Azimuth	Height	Comment	AF	CL	PA
	(Hz)	(dBuV/m)	(dBuV/m)	(dB)	(dBuV)	(m)		(°)	(m)		(dB)	(dB)	(dB)
PK	6.9922G	109.65	Inf	-Inf	98.17	3	Vertical	329	1.63	-	35.47	8.14	32.13
RMS	6.9978G	100.61	Inf	-Inf	89.12	3	Vertical	329	1.63	-	35.49	8.15	32.15
PK	7.1258G	79.90	88.20	-8.30	67.82	3	Vertical	329	1.63	-	36.15	8.27	32.34
RMS	7.125G	67.77	68.20	-0.43	55.69	3	Vertical	329	1.63	-	36.15	8.27	32.34

6.875-7.125GHz_802.11be EHT80_Nss1,(MCS0),RU242+RU242 MRU 1_1TX

7025MHz_TX

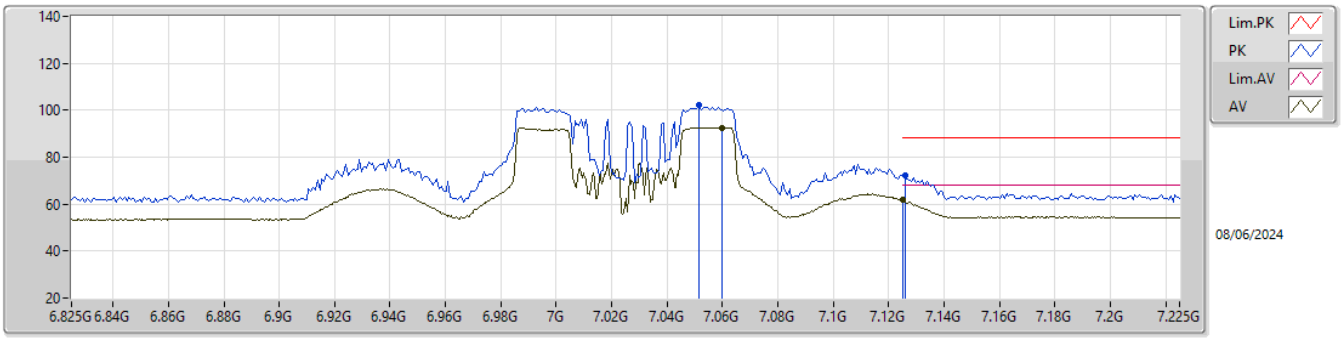

EUT Y_1TX
Setting -1/20.75
06-D-R-7-10

Type	Freq	Level	Limit	Margin	Raw	Dist	Condition	Azimuth	Height	Comment	AF	CL	PA
	(Hz)	(dBuV/m)	(dBuV/m)	(dB)	(dBuV)	(m)		(°)	(m)		(dB)	(dB)	(dB)
PK	7.0514G	102.34	Inf	-Inf	90.56	3	Horizontal	338	1.50	-	35.81	8.20	32.23
RMS	7.0598G	92.58	Inf	-Inf	80.77	3	Horizontal	338	1.50	-	35.84	8.21	32.24
PK	7.1258G	72.16	88.20	-16.04	60.08	3	Horizontal	338	1.50	-	36.15	8.27	32.34
RMS	7.125G	61.83	68.20	-6.37	49.75	3	Horizontal	338	1.50	-	36.15	8.27	32.34

6.875-7.125GHz_802.11be EHT80_Nss1,(MCS0),RU242+RU242 MRU 1_1TX

7025MHz_TX

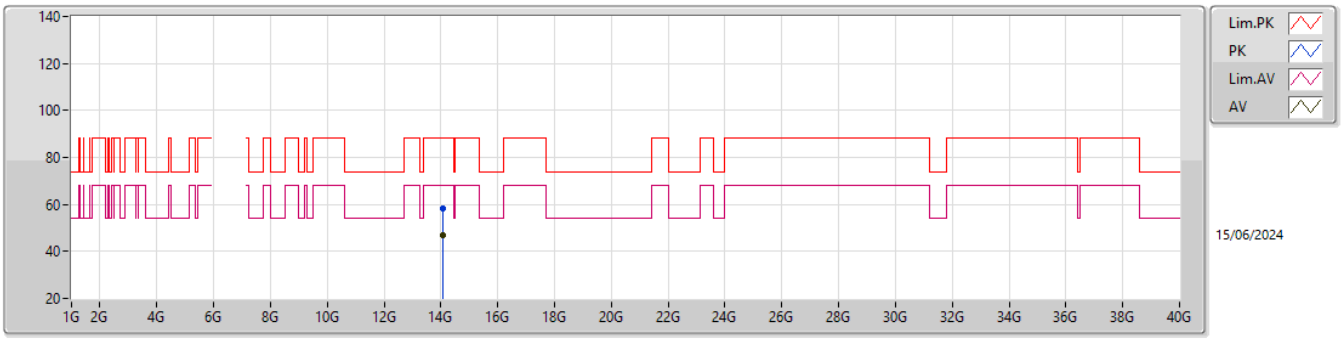

EUT Y_1TX
Setting -1/20.75
06-K-S-4

Type	Freq	Level	Limit	Margin	Raw	Dist	Condition	Azimuth	Height	Comment	AF	CL	PA
	(Hz)	(dBuV/m)	(dBuV/m)	(dB)	(dBuV)	(m)		(°)	(m)		(dB)	(dB)	(dB)
PK	14.0502G	58.19	88.20	-30.01	48.42	3	Vertical	33	1.81	-	40.90	11.74	42.87
RMS	14.04985G	46.70	68.20	-21.50	36.93	3	Vertical	33	1.81	-	40.90	11.74	42.87

6.875-7.125GHz_802.11be EHT80_Nss1,(MCS0),RU242+RU242 MRU 1_1TX

7025MHz_TX

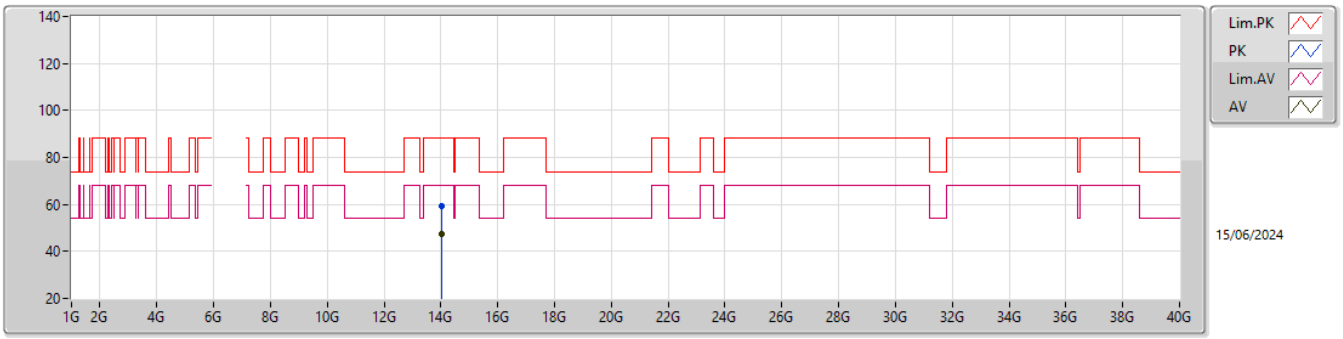

EUT Y_1TX
Setting -1/20.75
06-K-S-4

Type	Freq	Level	Limit	Margin	Raw	Dist	Condition	Azimuth	Height	Comment	AF	CL	PA
	(Hz)	(dBuV/m)	(dBuV/m)	(dB)	(dBuV)	(m)		(°)	(m)		(dB)	(dB)	(dB)
PK	14.04977G	59.40	88.20	-28.80	49.63	3	Horizontal	72	1.34	-	40.90	11.74	42.87
RMS	14.04968G	47.56	68.20	-20.64	37.79	3	Horizontal	72	1.34	-	40.90	11.74	42.87

6.875-7.125GHz_802.11be EHT80_Nss1,(MCS0),RU242+RU242 MRU 1_1TX

7025MHz_TX

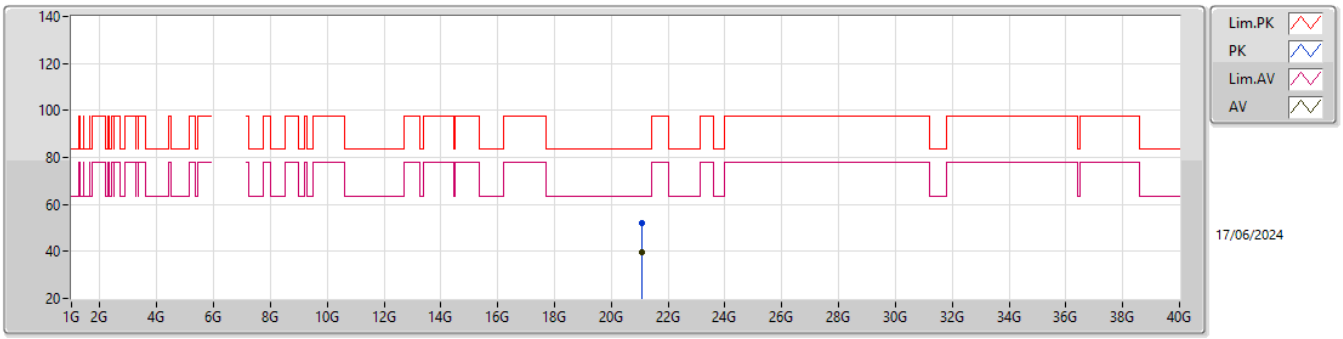

EUT Y_1TX
Setting -1/20.75
06-K-S-4

Type	Freq	Level	Limit	Margin	Raw	Dist	Condition	Azimuth	Height	Comment	AF	CL	PA
	(Hz)	(dBuV/m)	(dBuV/m)	(dB)	(dBuV)	(m)		(°)	(m)		(dB)	(dB)	(dB)
PK	21.07471G	52.02	83.54	-31.52	46.58	1	Vertical	6	1.90	-	38.25	16.06	48.87
AV	21.07489G	39.80	63.54	-23.74	34.36	1	Vertical	6	1.90	-	38.25	16.06	48.87

6.875-7.125GHz_802.11be EHT80_Nss1,(MCS0),RU242+RU242 MRU 1_1TX

7025MHz_TX

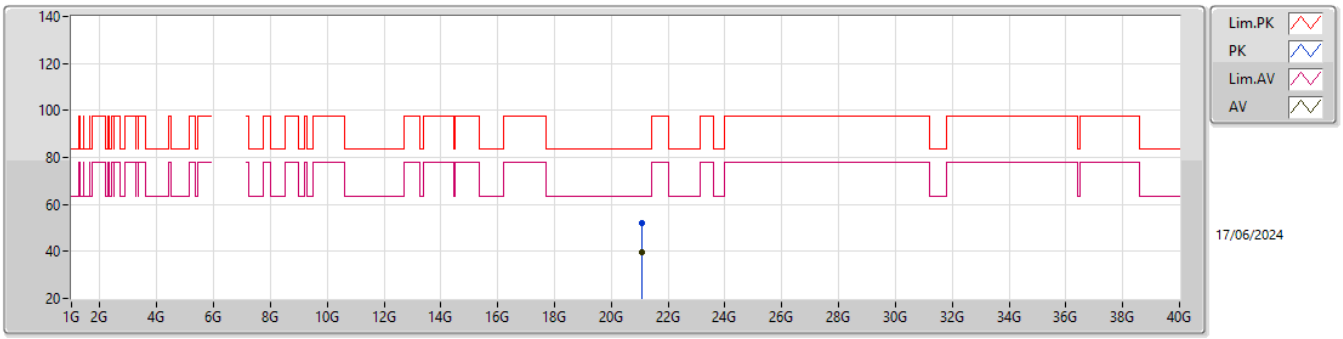

EUT Y_1TX
Setting -1/20.75
06-K-S-4

Type	Freq	Level	Limit	Margin	Raw	Dist	Condition	Azimuth	Height	Comment	AF	CL	PA
	(Hz)	(dBuV/m)	(dBuV/m)	(dB)	(dBuV)	(m)		(°)	(m)		(dB)	(dB)	(dB)
PK	21.07521G	52.05	83.54	-31.49	46.61	1	Horizontal	67	1.54	-	38.25	16.06	48.87
AV	21.07485G	39.91	63.54	-23.63	34.47	1	Horizontal	67	1.54	-	38.25	16.06	48.87

5.925-6.425GHz_802.11be EHT160_Nss1,(MCS0),RU996+RU484 MRU 2_1TX

6025MHz_TX

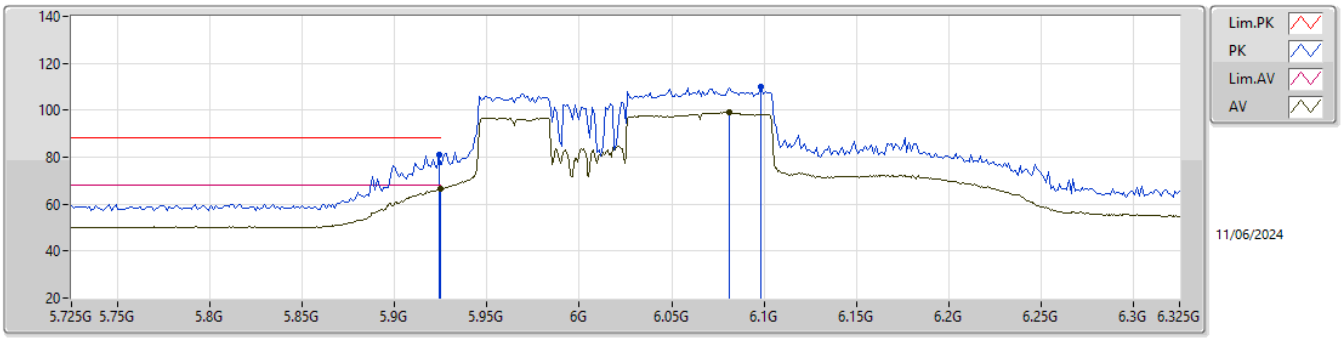

EUT Y_1TX
Setting 5.5/20
06-D-S-4-10

Type	Freq	Level	Limit	Margin	Raw	Dist	Condition	Azimuth	Height	Comment	AF	CL	PA
	(Hz)	(dBuV/m)	(dBuV/m)	(dB)	(dBuV)	(m)		(°)	(m)		(dB)	(dB)	(dB)
PK	5.9242G	81.07	88.20	-7.13	72.68	3	Vertical	60	1.67	-	32.55	7.44	31.60
RMS	5.9248G	66.40	68.20	-1.80	58.01	3	Vertical	60	1.67	-	32.55	7.44	31.60
PK	6.0982G	109.90	Inf	-Inf	101.14	3	Vertical	60	1.67	-	32.60	7.55	31.39
RMS	6.0814G	99.13	Inf	-Inf	90.42	3	Vertical	60	1.67	-	32.60	7.54	31.43

5.925-6.425GHz_802.11be EHT160_Nss1,(MCS0),RU996+RU484 MRU 2_1TX

6025MHz_TX

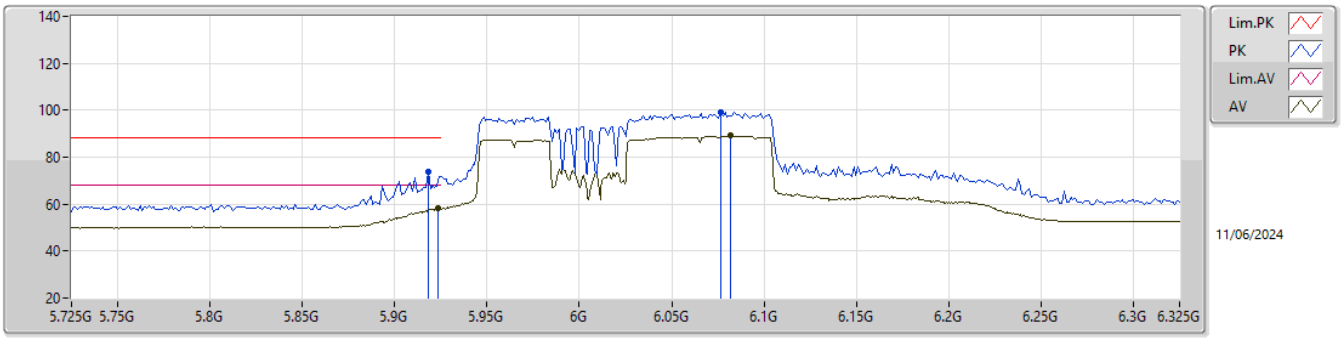

EUT Y_1TX
Setting 5.5/20
06-D-S-4-10

Type	Freq	Level	Limit	Margin	Raw	Dist	Condition	Azimuth	Height	Comment	AF	CL	PA
	(Hz)	(dBuV/m)	(dBuV/m)	(dB)	(dBuV)	(m)		(°)	(m)		(dB)	(dB)	(dB)
PK	5.9182G	73.96	88.20	-14.24	65.58	3	Horizontal	293.1	2.06	-	32.54	7.44	31.60
RMS	5.9236G	58.11	68.20	-10.09	49.72	3	Horizontal	293.1	2.06	-	32.55	7.44	31.60
PK	6.0766G	99.18	Inf	-Inf	90.49	3	Horizontal	293.1	2.06	-	32.60	7.53	31.44
RMS	6.082G	89.07	Inf	-Inf	80.36	3	Horizontal	293.1	2.06	-	32.60	7.54	31.43

5.925-6.425GHz_802.11be EHT160_Nss1,(MCS0),RU996+RU484 MRU 2_1TX

6025MHz_TX

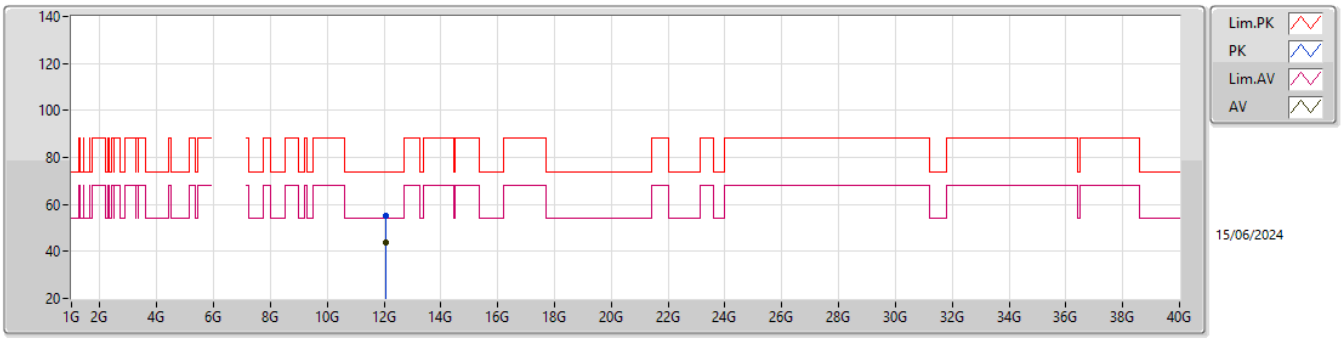

EUT Y_1TX
Setting 5.5/20
06-K-S-4

Type	Freq	Level	Limit	Margin	Raw	Dist	Condition	Azimuth	Height	Comment	AF	CL	PA
	(Hz)	(dBuV/m)	(dBuV/m)	(dB)	(dBuV)	(m)		(°)	(m)		(dB)	(dB)	(dB)
PK	12.05048G	55.17	74.00	-18.83	48.05	3	Vertical	206	2.37	-	39.20	10.83	42.91
AV	12.04991G	43.91	54.00	-10.09	36.79	3	Vertical	206	2.37	-	39.20	10.83	42.91

5.925-6.425GHz_802.11be EHT160_Nss1,(MCS0),RU996+RU484 MRU 2_1TX

6025MHz_TX

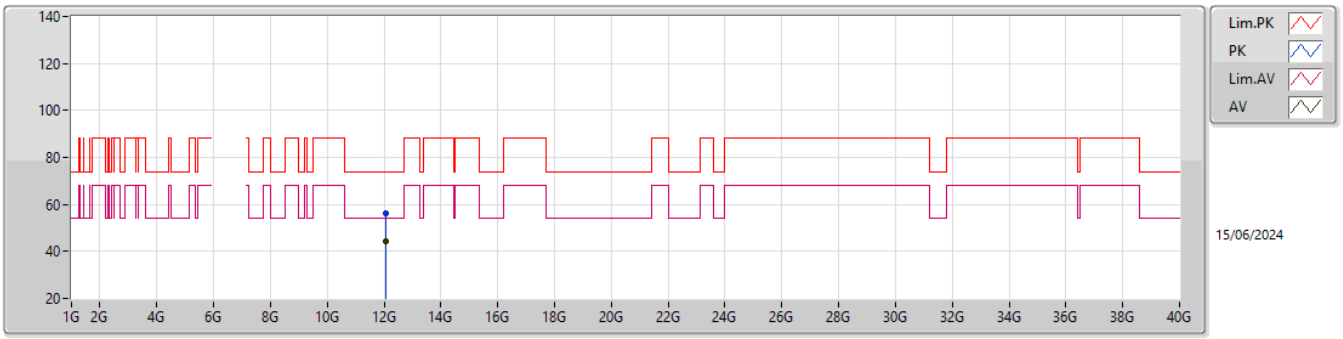

EUT Y_1TX
Setting 5.5/20
06-K-S-4

Type	Freq	Level	Limit	Margin	Raw	Dist	Condition	Azimuth	Height	Comment	AF	CL	PA
	(Hz)	(dBuV/m)	(dBuV/m)	(dB)	(dBuV)	(m)		(°)	(m)		(dB)	(dB)	(dB)
PK	12.05046G	56.38	74.00	-17.62	49.26	3	Horizontal	252	1.01	-	39.20	10.83	42.91
AV	12.05045G	44.42	54.00	-9.58	37.30	3	Horizontal	252	1.01	-	39.20	10.83	42.91

5.925-6.425GHz_802.11be EHT160_Nss1,(MCS0),RU996+RU484 MRU 2_1TX

6025MHz_TX

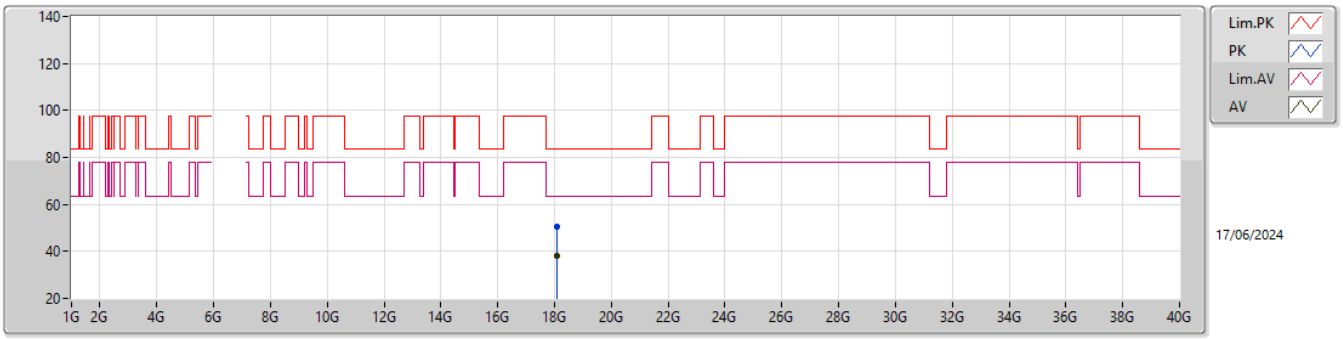

EUT Y_1TX
Setting 5.5/20
06-K-S-4

Type	Freq	Level	Limit	Margin	Raw	Dist	Condition	Azimuth	Height	Comment	AF	CL	PA
	(Hz)	(dBuV/m)	(dBuV/m)	(dB)	(dBuV)	(m)		(°)	(m)		(dB)	(dB)	(dB)
PK	18.07491G	50.42	83.54	-33.12	47.10	1	Vertical	139	1.48	-	37.50	15.30	49.48
AV	18.07482G	38.17	63.54	-25.37	34.85	1	Vertical	139	1.48	-	37.50	15.30	49.48

5.925-6.425GHz_802.11be EHT160_Nss1,(MCS0),RU996+RU484 MRU 2_1TX

6025MHz_TX

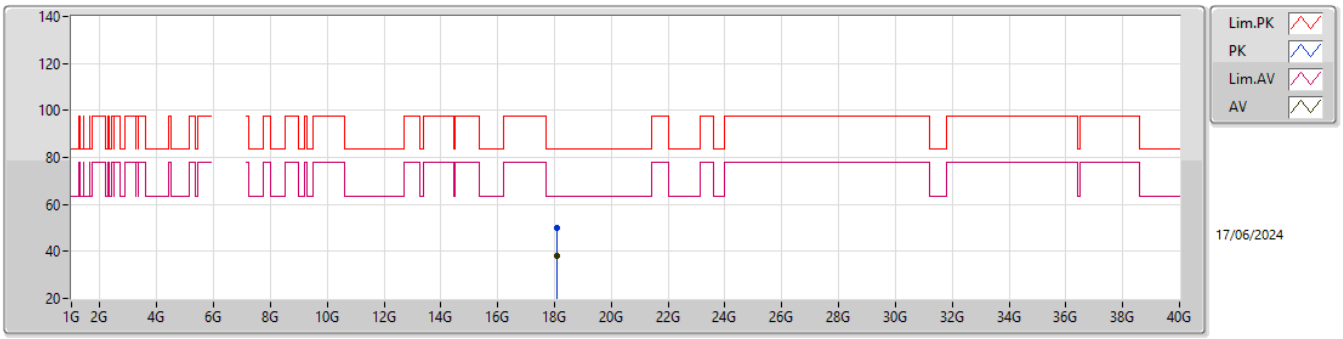

EUT Y_1TX
Setting 5.5/20
06-K-S-4

Type	Freq	Level	Limit	Margin	Raw	Dist	Condition	Azimuth	Height	Comment	AF	CL	PA
	(Hz)	(dBuV/m)	(dBuV/m)	(dB)	(dBuV)	(m)		(°)	(m)		(dB)	(dB)	(dB)
PK	18.0745G	49.91	83.54	-33.63	46.59	1	Horizontal	172	1.37	-	37.50	15.30	49.48
AV	18.07479G	38.06	63.54	-25.48	34.74	1	Horizontal	172	1.37	-	37.50	15.30	49.48

5.925-6.425GHz_802.11be EHT160_Nss1,(MCS0),RU726+RU242+RU242 MRU 1_1TX

6025MHz_TX

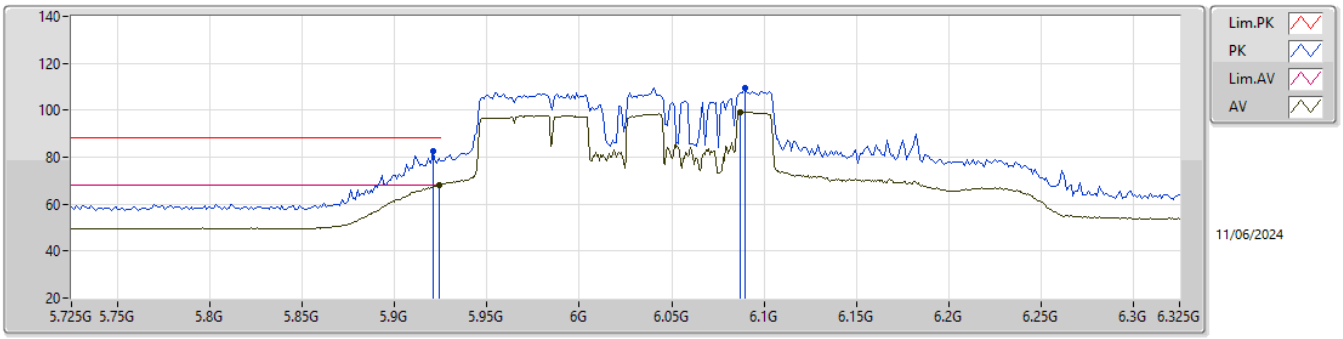

EUT Y_1TX
Setting 4.5/20
06-D-S-4-10

Type	Freq	Level	Limit	Margin	Raw	Dist	Condition	Azimuth	Height	Comment	AF	CL	PA
	(Hz)	(dBuV/m)	(dBuV/m)	(dB)	(dBuV)	(m)		(°)	(m)		(dB)	(dB)	(dB)
PK	5.9206G	82.61	88.20	-5.59	74.23	3	Vertical	62	1.57	-	32.54	7.44	31.60
RMS	5.9242G	68.04	68.20	-0.16	59.65	3	Vertical	62	1.57	-	32.55	7.44	31.60
PK	6.0898G	109.37	Inf	-Inf	100.64	3	Vertical	62	1.57	-	32.60	7.54	31.41
RMS	6.0874G	99.20	Inf	-Inf	90.48	3	Vertical	62	1.57	-	32.60	7.54	31.42

5.925-6.425GHz_802.11be EHT160_Nss1,(MCS0),RU726+RU242+RU242 MRU 1_1TX

6025MHz_TX

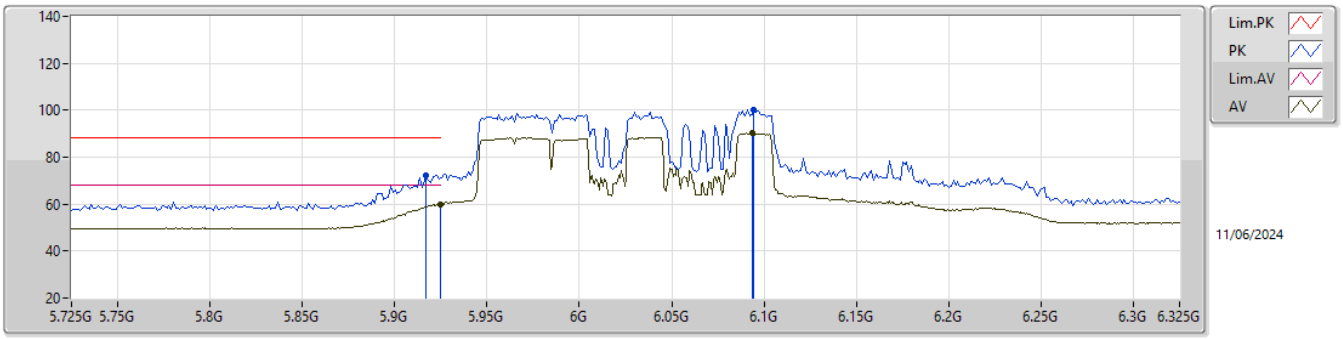

EUT Y_1TX
Setting 4.5/20
06-D-S-4-10

Type	Freq	Level	Limit	Margin	Raw	Dist	Condition	Azimuth	Height	Comment	AF	CL	PA
	(Hz)	(dBuV/m)	(dBuV/m)	(dB)	(dBuV)	(m)		(°)	(m)		(dB)	(dB)	(dB)
PK	5.917G	72.31	88.20	-15.89	63.94	3	Horizontal	295	1.97	-	32.53	7.44	31.60
RMS	5.9248G	59.96	68.20	-8.24	51.57	3	Horizontal	295	1.97	-	32.55	7.44	31.60
PK	6.0946G	100.34	Inf	-Inf	91.59	3	Horizontal	295	1.97	-	32.60	7.55	31.40
RMS	6.094G	90.16	Inf	-Inf	81.41	3	Horizontal	295	1.97	-	32.60	7.55	31.40

5.925-6.425GHz_802.11be EHT160_Nss1,(MCS0),RU726+RU242+RU242 MRU 1_1TX

6025MHz_TX

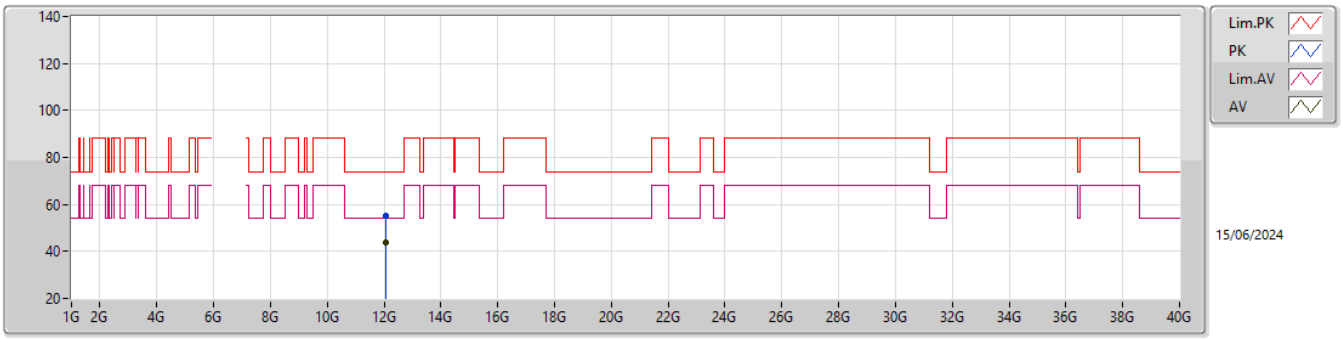

EUT Y_1TX
Setting 4.5/20
06-K-S-4

Type	Freq	Level	Limit	Margin	Raw	Dist	Condition	Azimuth	Height	Comment	AF	CL	PA
	(Hz)	(dBuV/m)	(dBuV/m)	(dB)	(dBuV)	(m)		(°)	(m)		(dB)	(dB)	(dB)
PK	12.04954G	55.18	74.00	-18.82	48.06	3	Vertical	351	2.38	-	39.20	10.83	42.91
AV	12.05025G	43.78	54.00	-10.22	36.66	3	Vertical	351	2.38	-	39.20	10.83	42.91

5.925-6.425GHz_802.11be EHT160_Nss1,(MCS0),RU726+RU242+RU242 MRU 1_1TX

6025MHz_TX

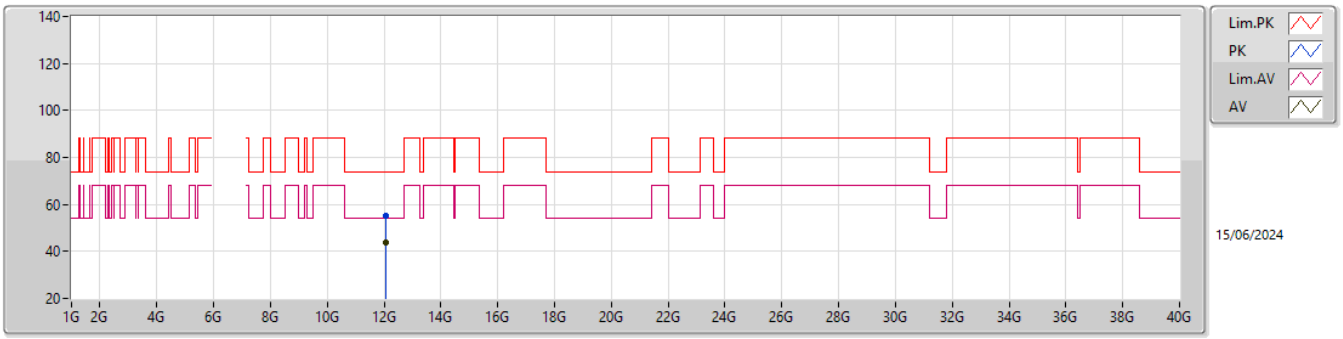

EUT Y_1TX
Setting 4.5/20
06-K-S-4

Type	Freq	Level	Limit	Margin	Raw	Dist	Condition	Azimuth	Height	Comment	AF	CL	PA
	(Hz)	(dBuV/m)	(dBuV/m)	(dB)	(dBuV)	(m)		(°)	(m)		(dB)	(dB)	(dB)
PK	12.05044G	55.30	74.00	-18.70	48.18	3	Horizontal	153	1.09	-	39.20	10.83	42.91
AV	12.04955G	43.88	54.00	-10.12	36.76	3	Horizontal	153	1.09	-	39.20	10.83	42.91

5.925-6.425GHz_802.11be EHT160_Nss1,(MCS0),RU726+RU242+RU242 MRU 1_1TX

6025MHz_TX

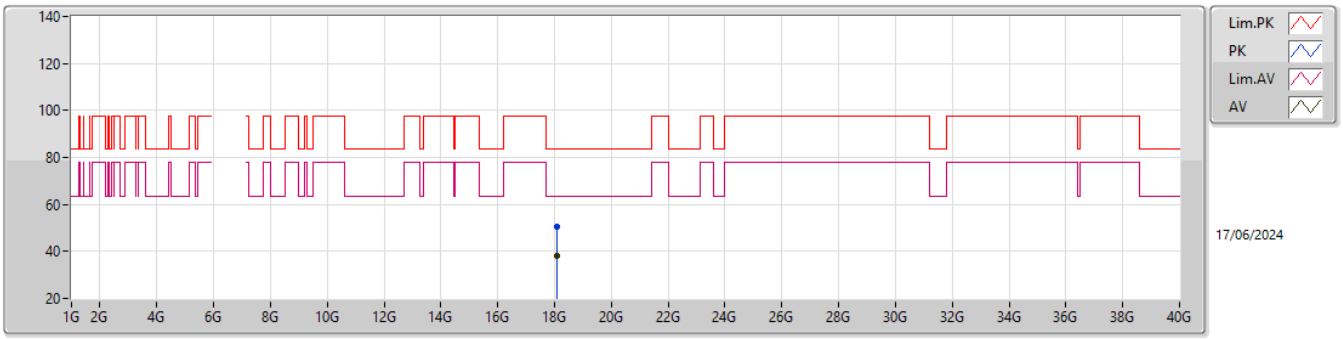

EUT Y_1TX
Setting 4.5/20
06-K-S-4

Type	Freq	Level	Limit	Margin	Raw	Dist	Condition	Azimuth	Height	Comment	AF	CL	PA
	(Hz)	(dBuV/m)	(dBuV/m)	(dB)	(dBuV)	(m)		(°)	(m)		(dB)	(dB)	(dB)
PK	18.07459G	50.49	83.54	-33.05	47.17	1	Vertical	176	1.88	-	37.50	15.30	49.48
AV	18.0753G	37.96	63.54	-25.58	34.64	1	Vertical	176	1.88	-	37.50	15.30	49.48

5.925-6.425GHz_802.11be EHT160_Nss1,(MCS0),RU726+RU242+RU242 MRU 1_1TX

6025MHz_TX

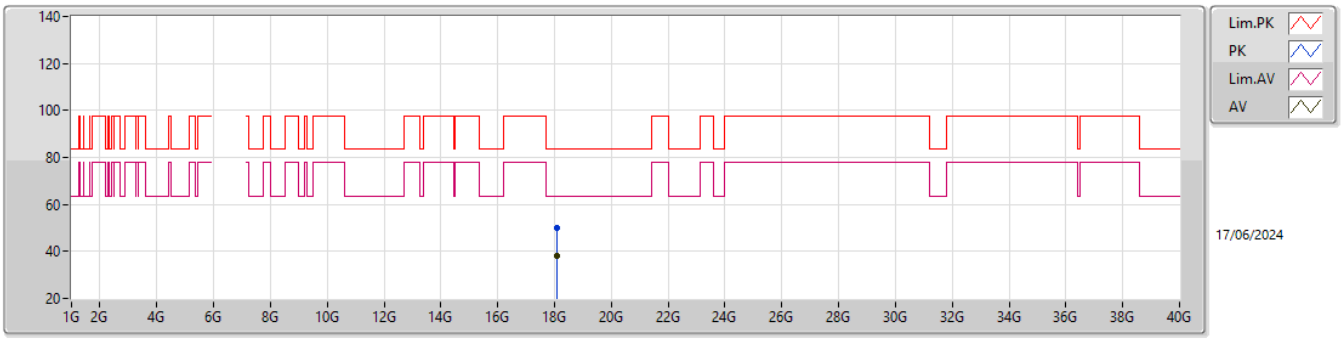

EUT Y_1TX
Setting 4.5/20
06-K-S-4

Type	Freq	Level	Limit	Margin	Raw	Dist	Condition	Azimuth	Height	Comment	AF	CL	PA
	(Hz)	(dBuV/m)	(dBuV/m)	(dB)	(dBuV)	(m)		(°)	(m)		(dB)	(dB)	(dB)
PK	18.07477G	49.93	83.54	-33.61	46.61	1	Horizontal	297	2.09	-	37.50	15.30	49.48
AV	18.07479G	37.90	63.54	-25.64	34.58	1	Horizontal	297	2.09	-	37.50	15.30	49.48

5.925-6.425GHz_802.11be EHT160_Nss1,(MCS0),RU484+RU484 MRU 1_1TX

6025MHz_TX

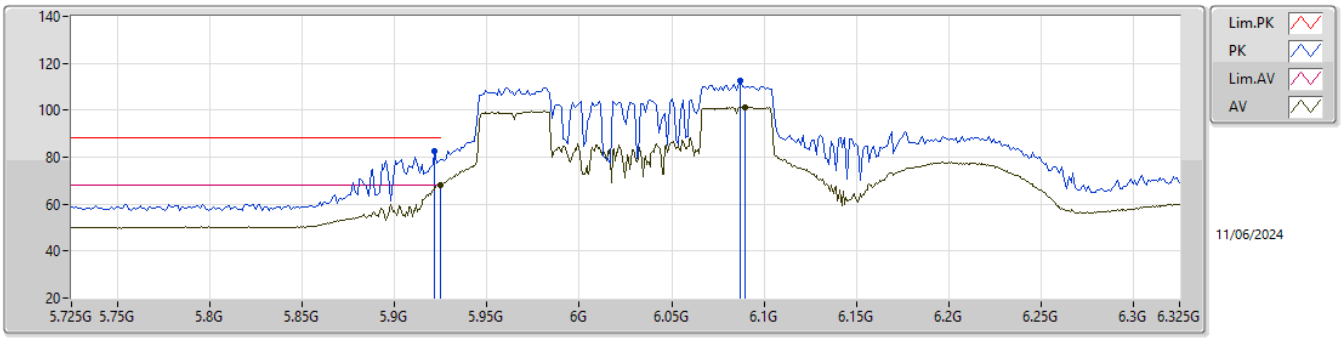

EUT Y_1TX
Setting 2.5/21
06-D-S-4-10

Type	Freq	Level	Limit	Margin	Raw	Dist	Condition	Azimuth	Height	Comment	AF	CL	PA
	(Hz)	(dBuV/m)	(dBuV/m)	(dB)	(dBuV)	(m)		(°)	(m)		(dB)	(dB)	(dB)
PK	5.9218G	82.58	88.20	-5.62	74.20	3	Vertical	58	1.72	-	32.54	7.44	31.60
RMS	5.9248G	67.97	68.20	-0.23	59.58	3	Vertical	58	1.72	-	32.55	7.44	31.60
PK	6.0874G	112.47	Inf	-Inf	103.75	3	Vertical	58	1.72	-	32.60	7.54	31.42
RMS	6.0898G	101.44	Inf	-Inf	92.71	3	Vertical	58	1.72	-	32.60	7.54	31.41

5.925-6.425GHz_802.11be EHT160_Nss1,(MCS0),RU484+RU484 MRU 1_1TX

6025MHz_TX

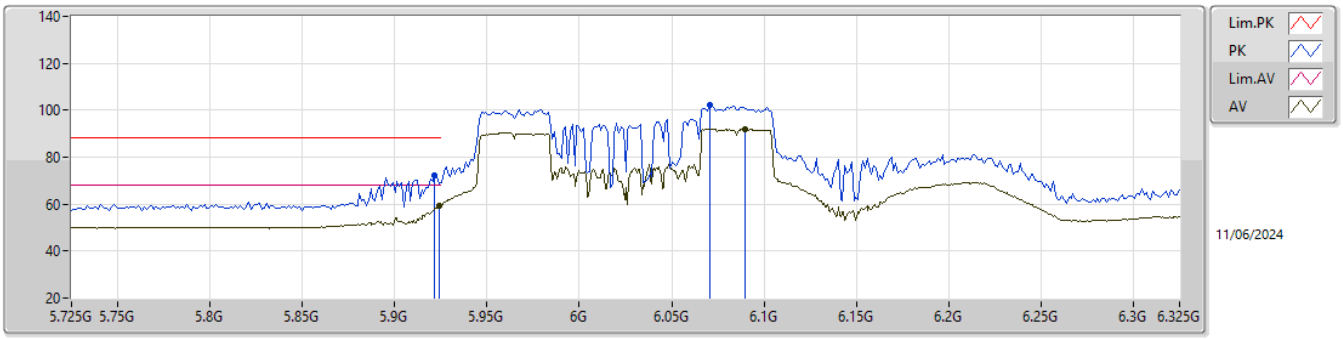

EUT Y_1TX
Setting 2.5/21
06-D-S-4-10

Type	Freq	Level	Limit	Margin	Raw	Dist	Condition	Azimuth	Height	Comment	AF	CL	PA
	(Hz)	(dBuV/m)	(dBuV/m)	(dB)	(dBuV)	(m)		(°)	(m)		(dB)	(dB)	(dB)
PK	5.9218G	72.49	88.20	-15.71	64.11	3	Horizontal	293	2.07	-	32.54	7.44	31.60
RMS	5.9242G	59.16	68.20	-9.04	50.77	3	Horizontal	293	2.07	-	32.55	7.44	31.60
PK	6.0706G	102.41	Inf	-Inf	93.73	3	Horizontal	293	2.07	-	32.60	7.53	31.45
RMS	6.0898G	91.93	Inf	-Inf	83.20	3	Horizontal	293	2.07	-	32.60	7.54	31.41

5.925-6.425GHz_802.11be EHT160_Nss1,(MCS0),RU484+RU484 MRU 1_1TX

6025MHz_TX

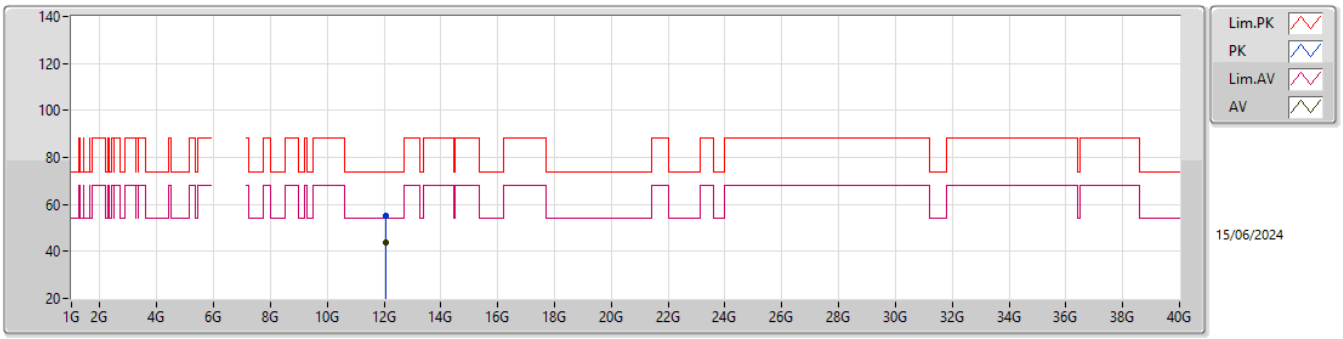

EUT Y_1TX
Setting 2.5/21
06-K-S-4

Type	Freq	Level	Limit	Margin	Raw	Dist	Condition	Azimuth	Height	Comment	AF	CL	PA
	(Hz)	(dBuV/m)	(dBuV/m)	(dB)	(dBuV)	(m)		(°)	(m)		(dB)	(dB)	(dB)
PK	12.05021G	55.06	74.00	-18.94	47.94	3	Vertical	199	2.83	-	39.20	10.83	42.91
AV	12.04986G	43.81	54.00	-10.19	36.69	3	Vertical	199	2.83	-	39.20	10.83	42.91

5.925-6.425GHz_802.11be EHT160_Nss1,(MCS0),RU484+RU484 MRU 1_1TX

6025MHz_TX

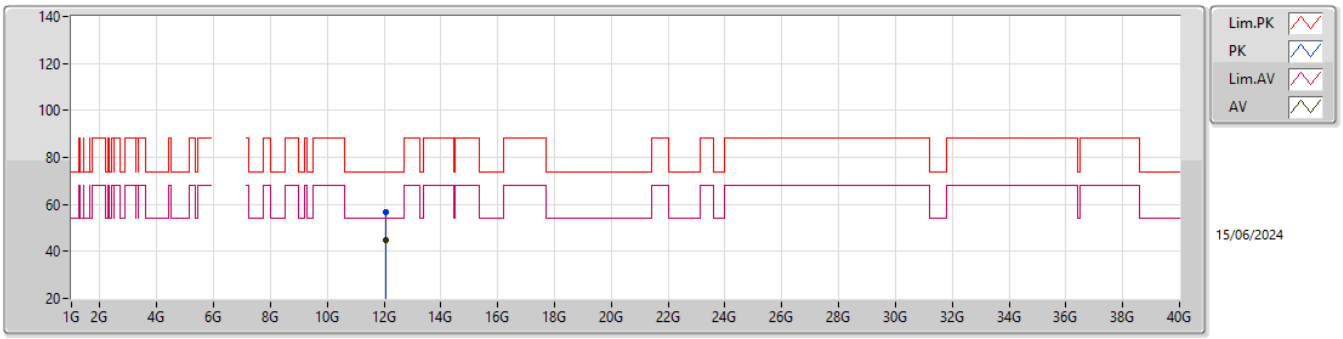

EUT Y_1TX
Setting 2.5/21
06-K-S-4

Type	Freq	Level	Limit	Margin	Raw	Dist	Condition	Azimuth	Height	Comment	AF	CL	PA
	(Hz)	(dBuV/m)	(dBuV/m)	(dB)	(dBuV)	(m)		(°)	(m)		(dB)	(dB)	(dB)
PK	12.05021G	56.73	74.00	-17.27	49.61	3	Horizontal	203	1.46	-	39.20	10.83	42.91
AV	12.04992G	44.98	54.00	-9.02	37.86	3	Horizontal	203	1.46	-	39.20	10.83	42.91

5.925-6.425GHz_802.11be EHT160_Nss1,(MCS0),RU484+RU484 MRU 1_1TX

6025MHz_TX

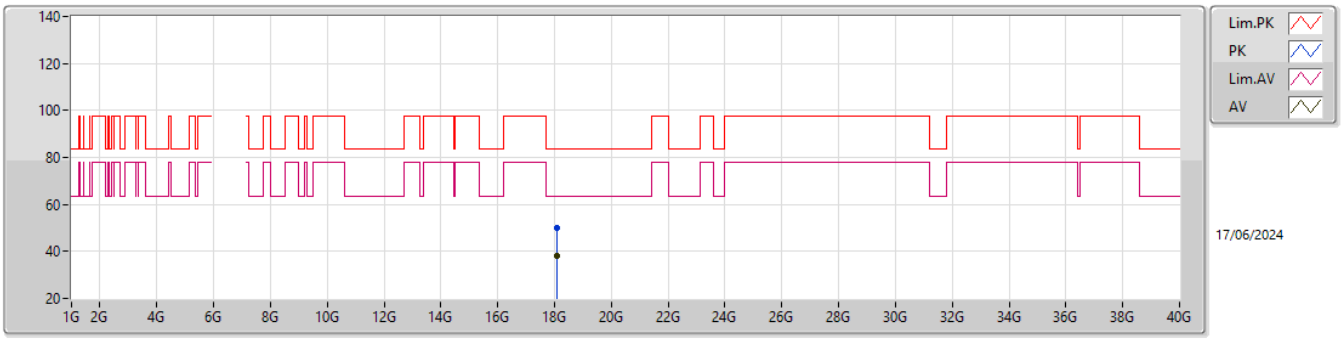

EUT Y_1TX
Setting 2.5/21
06-K-S-4

Type	Freq	Level	Limit	Margin	Raw	Dist	Condition	Azimuth	Height	Comment	AF	CL	PA
	(Hz)	(dBuV/m)	(dBuV/m)	(dB)	(dBuV)	(m)		(°)	(m)		(dB)	(dB)	(dB)
PK	18.07498G	49.84	83.54	-33.70	46.52	1	Vertical	4	1.77	-	37.50	15.30	49.48
AV	18.0748G	38.11	63.54	-25.43	34.79	1	Vertical	4	1.77	-	37.50	15.30	49.48

5.925-6.425GHz_802.11be EHT160_Nss1,(MCS0),RU484+RU484 MRU 1_1TX

6025MHz_TX

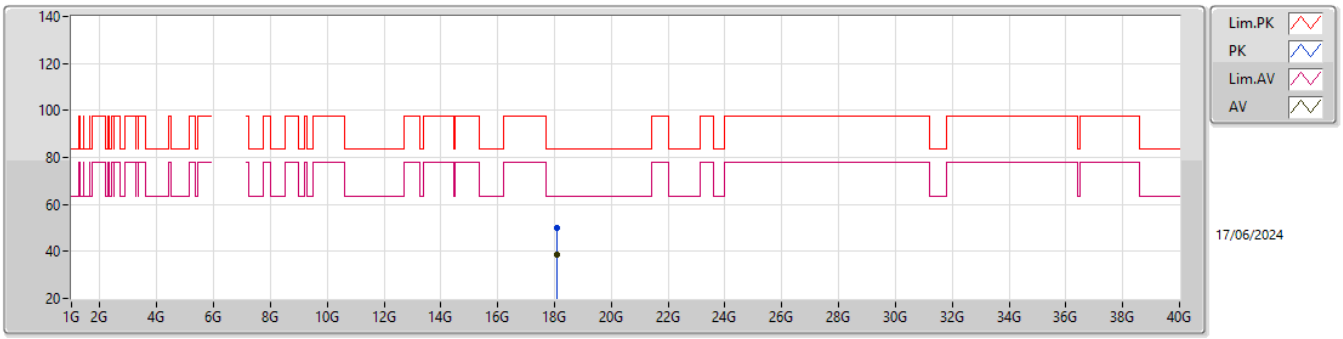

EUT Y_1TX
Setting 2.5/21
06-K-S-4

Type	Freq	Level	Limit	Margin	Raw	Dist	Condition	Azimuth	Height	Comment	AF	CL	PA
	(Hz)	(dBuV/m)	(dBuV/m)	(dB)	(dBuV)	(m)		(°)	(m)		(dB)	(dB)	(dB)
PK	18.0747G	49.76	83.54	-33.78	46.44	1	Horizontal	347	1.12	-	37.50	15.30	49.48
AV	18.07514G	38.59	63.54	-24.95	35.27	1	Horizontal	347	1.12	-	37.50	15.30	49.48

6.875-7.125GHz_802.11be EHT160_Nss1,(MCS0),RU996+RU484 MRU 2_1TX

6985MHz_TX

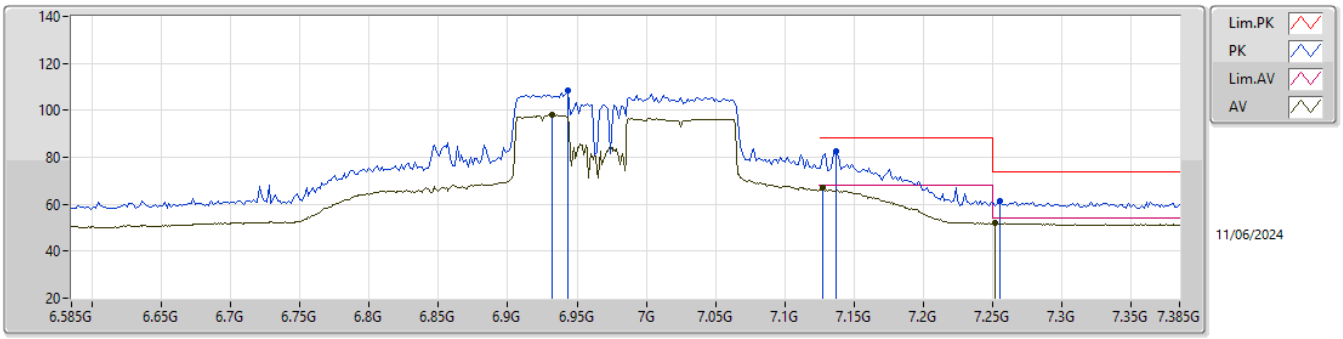

EUT Y_1TX
Setting 5.5/20
06-D-S-4-10

Type	Freq	Level	Limit	Margin	Raw	Dist	Condition	Azimuth	Height	Comment	AF	CL	PA
	(Hz)	(dBuV/m)	(dBuV/m)	(dB)	(dBuV)	(m)		(°)	(m)		(dB)	(dB)	(dB)
PK	6.9434G	108.30	Inf	-Inf	96.91	3	Vertical	326	1.80	-	35.26	8.10	31.97
RMS	6.9322G	97.99	Inf	-Inf	86.65	3	Vertical	326	1.80	-	35.19	8.09	31.94
PK	7.137G	82.72	88.20	-5.48	70.57	3	Vertical	326	1.80	-	36.22	8.28	32.35
RMS	7.1274G	66.94	68.20	-1.26	54.85	3	Vertical	326	1.80	-	36.16	8.27	32.34
PK	7.2554G	61.47	74.00	-12.53	48.96	3	Vertical	326	1.80	-	36.69	8.34	32.52
AV	7.2522G	51.89	54.00	-2.11	39.37	3	Vertical	326	1.80	-	36.70	8.34	32.52

6.875-7.125GHz_802.11be EHT160_Nss1,(MCS0),RU996+RU484 MRU 2_1TX

6985MHz_TX

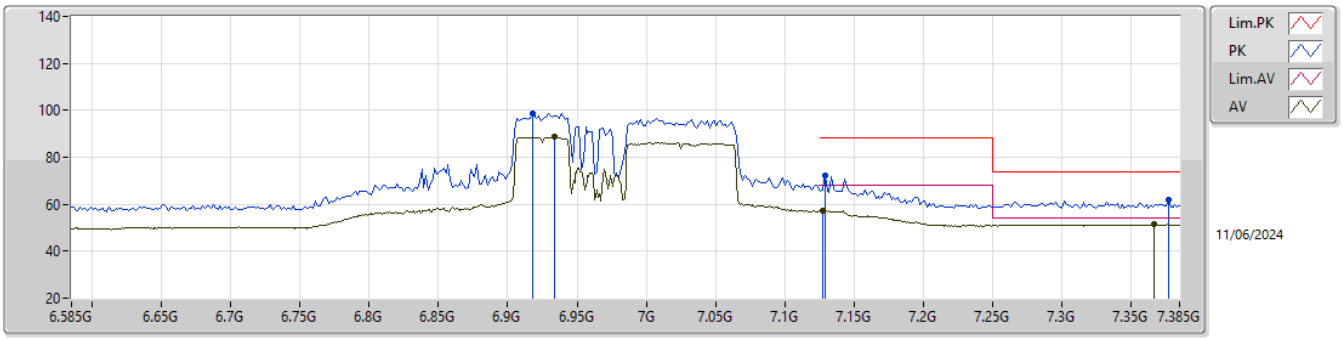

EUT Y_1TX
Setting 5.5/20
06-D-S-4-10

Type	Freq	Level	Limit	Margin	Raw	Dist	Condition	Azimuth	Height	Comment	AF	CL	PA
	(Hz)	(dBuV/m)	(dBuV/m)	(dB)	(dBuV)	(m)		(°)	(m)		(dB)	(dB)	(dB)
PK	6.9178G	98.61	Inf	-Inf	87.31	3	Horizontal	338	1.56	-	35.11	8.08	31.89
RMS	6.9338G	88.61	Inf	-Inf	77.26	3	Horizontal	338	1.56	-	35.20	8.09	31.94
PK	7.129G	72.43	88.20	-15.77	60.33	3	Horizontal	338	1.56	-	36.17	8.27	32.34
RMS	7.1274G	57.38	68.20	-10.82	45.29	3	Horizontal	338	1.56	-	36.16	8.27	32.34
PK	7.377G	61.68	74.00	-12.32	49.44	3	Horizontal	338	1.56	-	36.60	8.34	32.70
AV	7.3666G	51.38	54.00	-2.62	39.12	3	Horizontal	338	1.56	-	36.60	8.34	32.68

6.875-7.125GHz_802.11be EHT160_Nss1,(MCS0),RU996+RU484 MRU 2_1TX

6985MHz_TX

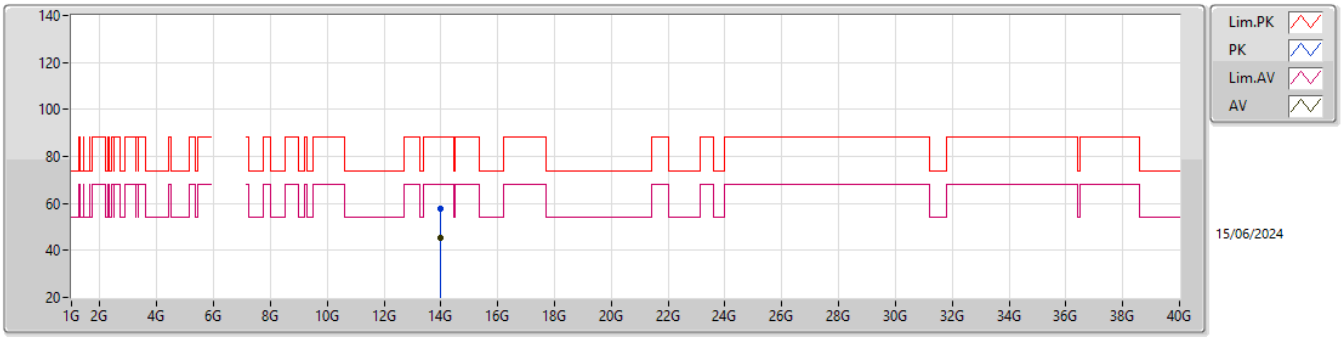

EUT Y_1TX
Setting 5.5/20
06-K-S-4

Type	Freq	Level	Limit	Margin	Raw	Dist	Condition	Azimuth	Height	Comment	AF	CL	PA
	(Hz)	(dBuV/m)	(dBuV/m)	(dB)	(dBuV)	(m)		(°)	(m)		(dB)	(dB)	(dB)
PK	13.96951G	57.88	88.20	-30.32	48.32	3	Vertical	350	2.01	-	40.78	11.71	42.93
RMS	13.97044G	45.51	68.20	-22.69	35.95	3	Vertical	350	2.01	-	40.78	11.71	42.93

6.875-7.125GHz_802.11be EHT160_Nss1,(MCS0),RU996+RU484 MRU 2_1TX

6985MHz_TX

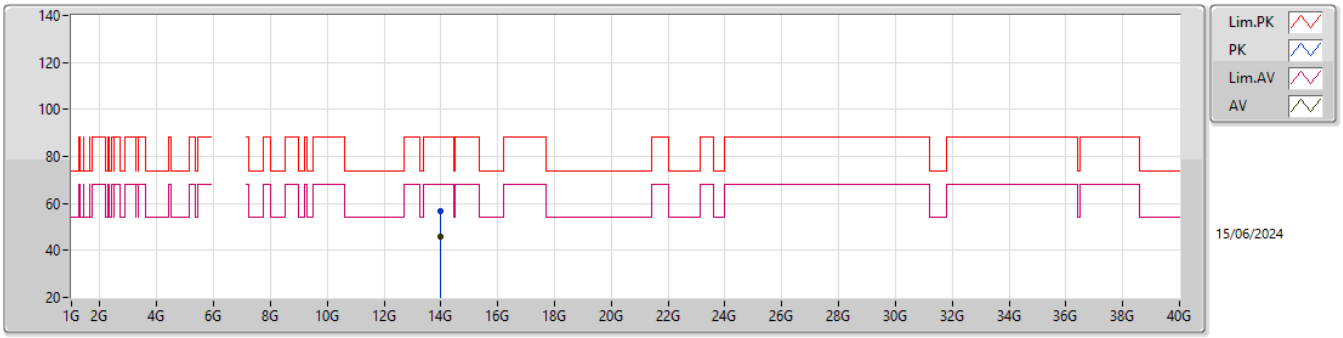

EUT Y_1TX
Setting 5.5/20
06-K-S-4

Type	Freq	Level	Limit	Margin	Raw	Dist	Condition	Azimuth	Height	Comment	AF	CL	PA
	(Hz)	(dBuV/m)	(dBuV/m)	(dB)	(dBuV)	(m)		(°)	(m)		(dB)	(dB)	(dB)
PK	13.97017G	56.83	88.20	-31.37	47.27	3	Horizontal	292	2.75	-	40.78	11.71	42.93
RMS	13.97027G	45.70	68.20	-22.50	36.14	3	Horizontal	292	2.75	-	40.78	11.71	42.93

6.875-7.125GHz_802.11be EHT160_Nss1,(MCS0),RU996+RU484 MRU 2_1TX

6985MHz_TX

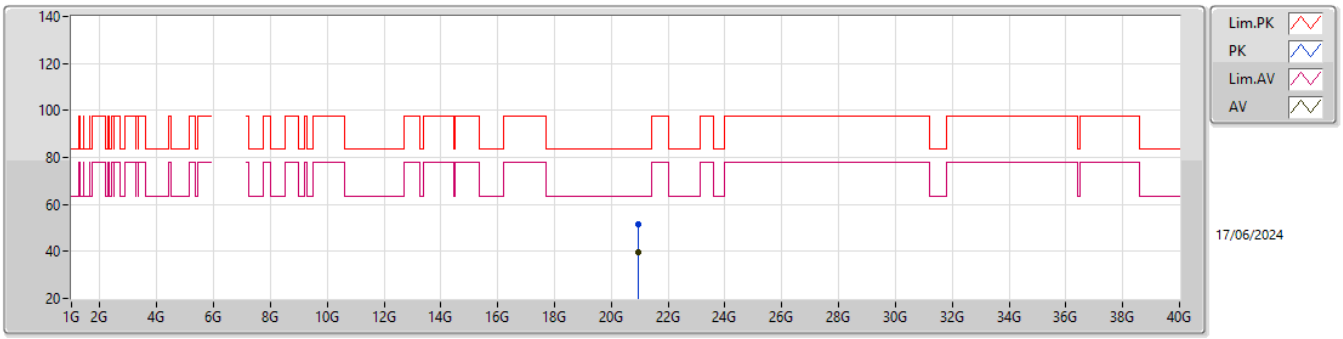

EUT Y_1TX
Setting 5.5/20
06-K-S-4

Type	Freq	Level	Limit	Margin	Raw	Dist	Condition	Azimuth	Height	Comment	AF	CL	PA
	(Hz)	(dBuV/m)	(dBuV/m)	(dB)	(dBuV)	(m)		(°)	(m)		(dB)	(dB)	(dB)
PK	20.95506G	51.61	83.54	-31.93	46.47	1	Vertical	205	2.84	-	38.08	15.96	48.90
AV	20.95484G	39.70	63.54	-23.84	34.56	1	Vertical	205	2.84	-	38.08	15.96	48.90

6.875-7.125GHz_802.11be EHT160_Nss1,(MCS0),RU996+RU484 MRU 2_1TX

6985MHz_TX

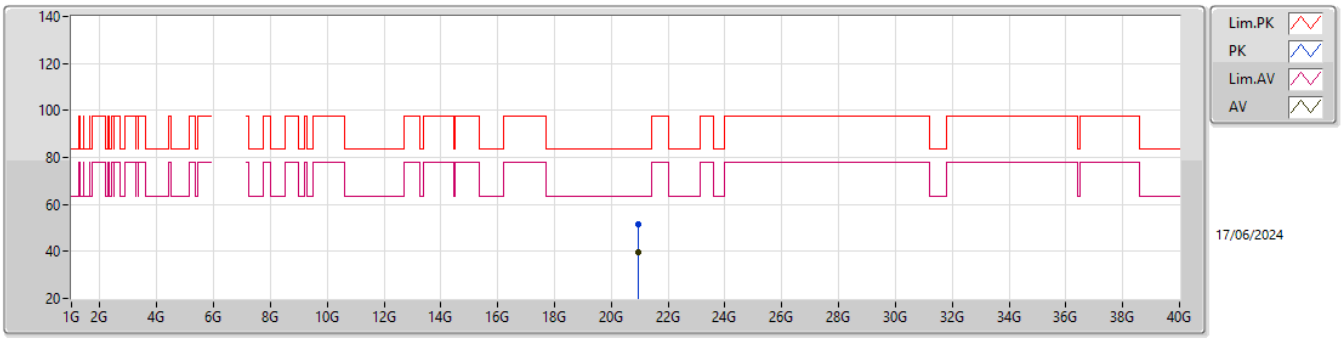

EUT Y_1TX
Setting 5.5/20
06-K-S-4

Type	Freq	Level	Limit	Margin	Raw	Dist	Condition	Azimuth	Height	Comment	AF	CL	PA
	(Hz)	(dBuV/m)	(dBuV/m)	(dB)	(dBuV)	(m)		(°)	(m)		(dB)	(dB)	(dB)
PK	20.95513G	51.45	83.54	-32.09	46.31	1	Horizontal	81	2.61	-	38.08	15.96	48.90
AV	20.9551G	39.54	63.54	-24.00	34.40	1	Horizontal	81	2.61	-	38.08	15.96	48.90

6.875-7.125GHz_802.11be EHT160_Nss1,(MCS0),RU726+RU242+RU242 MRU 1_1TX

6985MHz_TX

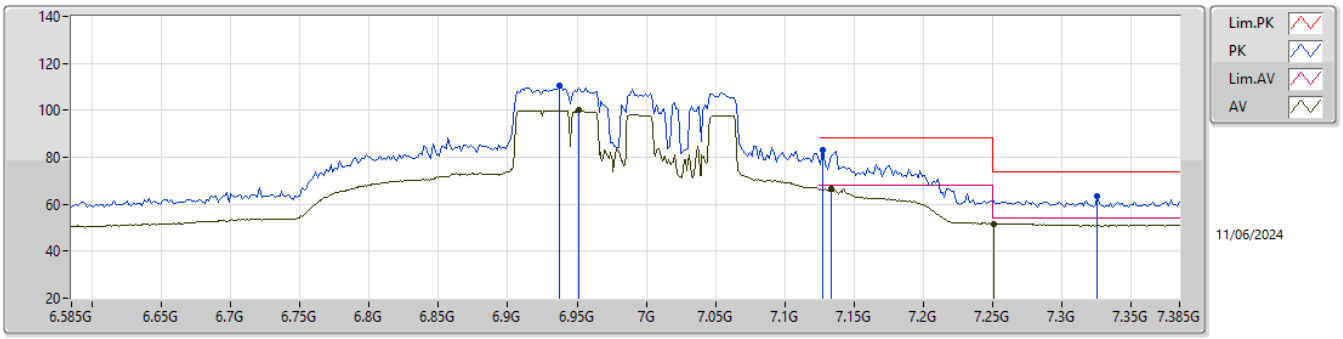

EUT Y_1TX
Setting 4/20.5
06-D-S-4-10

Type	Freq	Level	Limit	Margin	Raw	Dist	Condition	Azimuth	Height	Comment	AF	CL	PA
	(Hz)	(dBuV/m)	(dBuV/m)	(dB)	(dBuV)	(m)		(°)	(m)		(dB)	(dB)	(dB)
PK	6.937G	110.33	Inf	-Inf	98.96	3	Vertical	307	1.75	-	35.22	8.10	31.95
RMS	6.9514G	100.16	Inf	-Inf	88.74	3	Vertical	307	1.75	-	35.31	8.11	32.00
PK	7.1274G	83.36	88.20	-4.84	71.27	3	Vertical	307	1.75	-	36.16	8.27	32.34
RMS	7.1338G	66.64	68.20	-1.56	54.51	3	Vertical	307	1.75	-	36.20	8.28	32.35
PK	7.3258G	63.29	74.00	-10.71	50.97	3	Vertical	307	1.75	-	36.60	8.34	32.62
AV	7.2506G	51.79	54.00	-2.21	39.27	3	Vertical	307	1.75	-	36.70	8.34	32.52

6.875-7.125GHz_802.11be EHT160_Nss1,(MCS0),RU726+RU242+RU242 MRU 1_1TX

6985MHz_TX

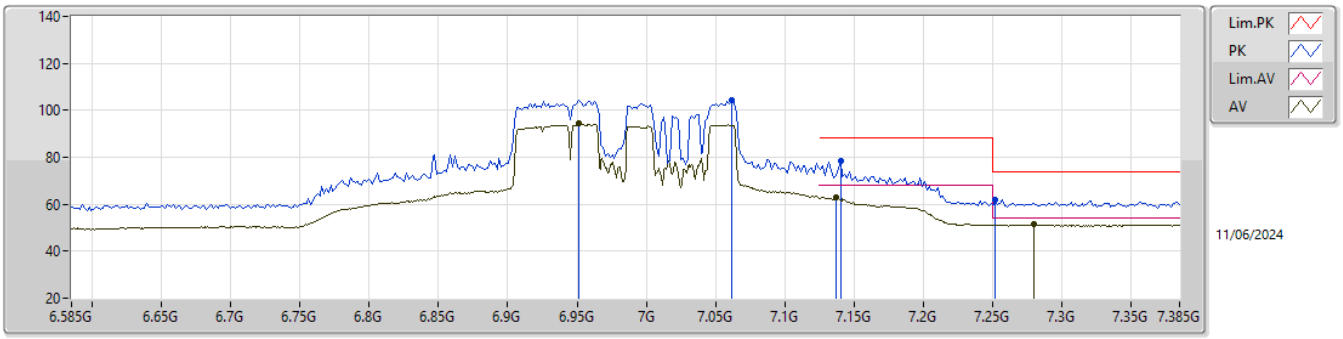

EUT Y_1TX
Setting 4/20.5
06-D-S-4-10

Type	Freq	Level	Limit	Margin	Raw	Dist	Condition	Azimuth	Height	Comment	AF	CL	PA
	(Hz)	(dBuV/m)	(dBuV/m)	(dB)	(dBuV)	(m)		(°)	(m)		(dB)	(dB)	(dB)
PK	7.0618G	104.45	Inf	-Inf	92.64	3	Horizontal	0	2.46	-	35.85	8.21	32.25
RMS	6.9514G	94.31	Inf	-Inf	82.89	3	Horizontal	0	2.46	-	35.31	8.11	32.00
PK	7.1402G	78.52	88.20	-9.68	66.36	3	Horizontal	0	2.46	-	36.24	8.28	32.36
RMS	7.137G	62.82	68.20	-5.38	50.67	3	Horizontal	0	2.46	-	36.22	8.28	32.35
PK	7.2522G	61.91	74.00	-12.09	49.39	3	Horizontal	0	2.46	-	36.70	8.34	32.52
AV	7.2802G	51.32	54.00	-2.68	38.90	3	Horizontal	0	2.46	-	36.64	8.34	32.56

6.875-7.125GHz_802.11be EHT160_Nss1,(MCS0),RU726+RU242+RU242 MRU 1_1TX

6985MHz_TX

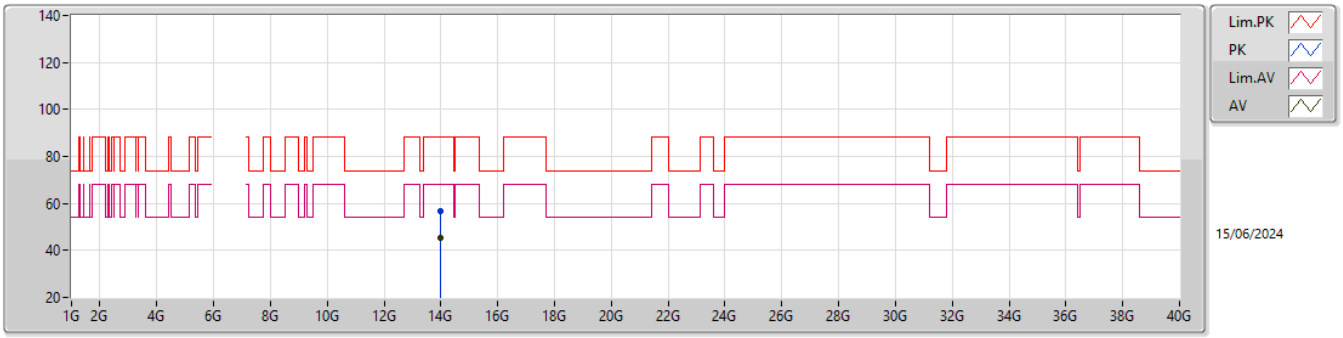

EUT Y_1TX
Setting 4/20.5
06-K-S-4

Type	Freq	Level	Limit	Margin	Raw	Dist	Condition	Azimuth	Height	Comment	AF	CL	PA
	(Hz)	(dBuV/m)	(dBuV/m)	(dB)	(dBuV)	(m)		(°)	(m)		(dB)	(dB)	(dB)
PK	13.96975G	56.82	88.20	-31.38	47.26	3	Vertical	332	1.18	-	40.78	11.71	42.93
RMS	13.96956G	45.55	68.20	-22.65	35.99	3	Vertical	332	1.18	-	40.78	11.71	42.93

6.875-7.125GHz_802.11be EHT160_Nss1,(MCS0),RU726+RU242+RU242 MRU 1_1TX

6985MHz_TX

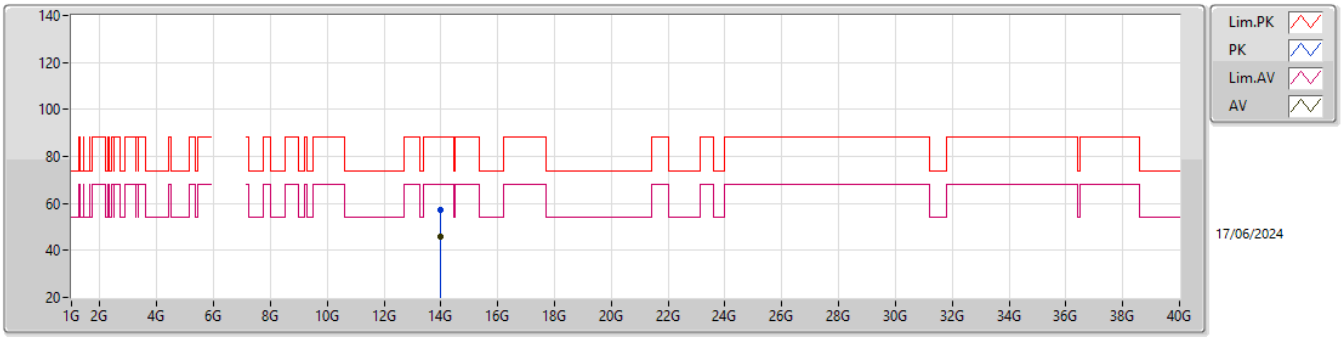

EUT Y_1TX
Setting 4/20.5
06-K-S-4

Type	Freq	Level	Limit	Margin	Raw	Dist	Condition	Azimuth	Height	Comment	AF	CL	PA
	(Hz)	(dBuV/m)	(dBuV/m)	(dB)	(dBuV)	(m)		(°)	(m)		(dB)	(dB)	(dB)
PK	13.96993G	57.15	88.20	-31.05	47.59	3	Horizontal	338	2.44	-	40.78	11.71	42.93
RMS	13.97044G	45.89	68.20	-22.31	36.33	3	Horizontal	338	2.44	-	40.78	11.71	42.93

6.875-7.125GHz_802.11be EHT160_Nss1,(MCS0),RU726+RU242+RU242 MRU 1_1TX

6985MHz_TX

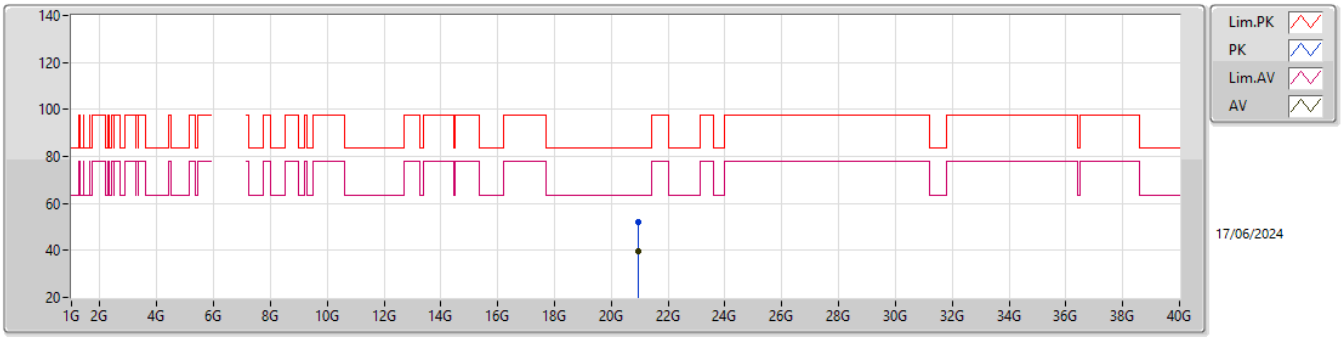

EUT Y_1TX
Setting 4/20.5
06-K-S-4

Type	Freq	Level	Limit	Margin	Raw	Dist	Condition	Azimuth	Height	Comment	AF	CL	PA
	(Hz)	(dBuV/m)	(dBuV/m)	(dB)	(dBuV)	(m)		(°)	(m)		(dB)	(dB)	(dB)
PK	20.95458G	52.18	83.54	-31.36	47.04	1	Vertical	329	2.57	-	38.08	15.96	48.90
AV	20.95459G	39.59	63.54	-23.95	34.45	1	Vertical	329	2.57	-	38.08	15.96	48.90

6.875-7.125GHz_802.11be EHT160_Nss1,(MCS0),RU726+RU242+RU242 MRU 1_1TX

6985MHz_TX

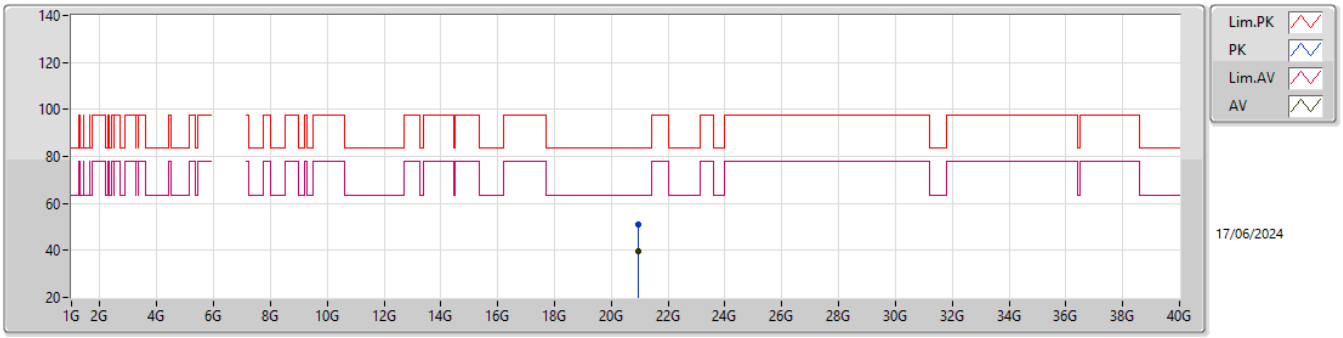

EUT Y_1TX
Setting 4/20.5
06-K-S-4

Type	Freq	Level	Limit	Margin	Raw	Dist	Condition	Azimuth	Height	Comment	AF	CL	PA
	(Hz)	(dBuV/m)	(dBuV/m)	(dB)	(dBuV)	(m)		(°)	(m)		(dB)	(dB)	(dB)
PK	20.95455G	50.88	83.54	-32.66	45.74	1	Horizontal	126	1.75	-	38.08	15.96	48.90
AV	20.9554G	39.78	63.54	-23.76	34.64	1	Horizontal	126	1.75	-	38.08	15.96	48.90

6.875-7.125GHz_802.11be EHT160_Nss1,(MCS0),RU484+RU484 MRU 1_1TX

6985MHz_TX

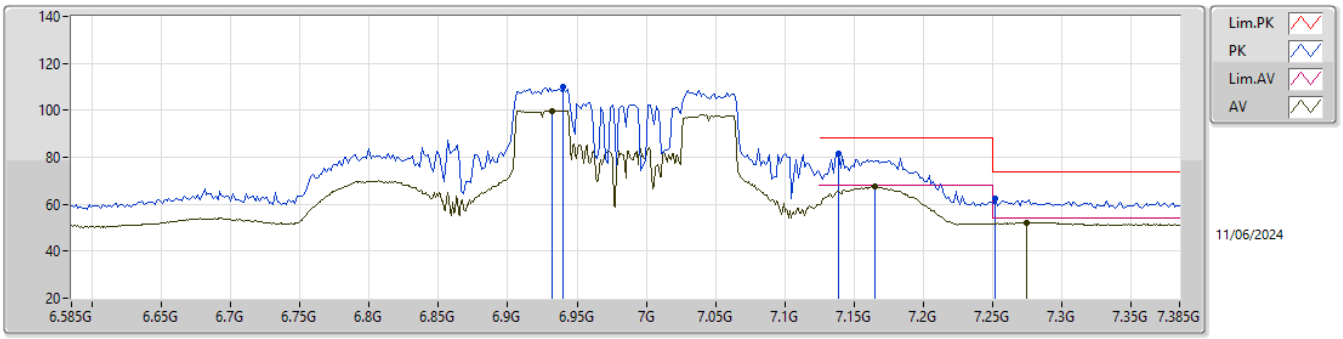

EUT Y_1TX
Setting 3.5/20
06-D-S-4-10

Type	Freq	Level	Limit	Margin	Raw	Dist	Condition	Azimuth	Height	Comment	AF	CL	PA
	(Hz)	(dBuV/m)	(dBuV/m)	(dB)	(dBuV)	(m)		(°)	(m)		(dB)	(dB)	(dB)
PK	6.9402G	109.78	Inf	-Inf	98.40	3	Vertical	307	1.72	-	35.24	8.10	31.96
RMS	6.9322G	99.91	Inf	-Inf	88.57	3	Vertical	307	1.72	-	35.19	8.09	31.94
PK	7.1386G	81.61	88.20	-6.59	69.46	3	Vertical	307	1.72	-	36.23	8.28	32.36
RMS	7.165G	67.53	68.20	-0.67	55.28	3	Vertical	307	1.72	-	36.33	8.31	32.39
PK	7.2522G	62.48	74.00	-11.52	49.96	3	Vertical	307	1.72	-	36.70	8.34	32.52
AV	7.2746G	52.22	54.00	-1.78	39.78	3	Vertical	307	1.72	-	36.65	8.34	32.55

6.875-7.125GHz_802.11be EHT160_Nss1,(MCS0),RU484+RU484 MRU 1_1TX

6985MHz_TX

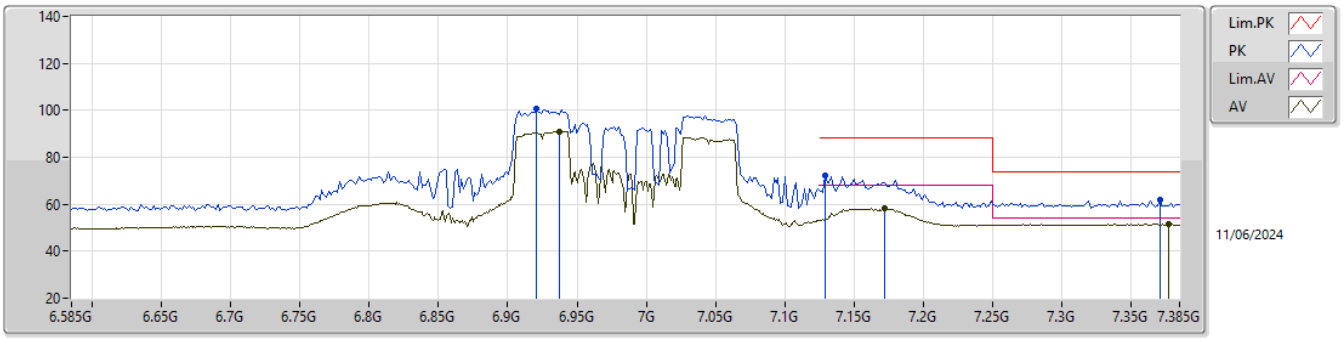

EUT Y_1TX
Setting 3.5/20
06-D-S-4-10

Type	Freq	Level	Limit	Margin	Raw	Dist	Condition	Azimuth	Height	Comment	AF	CL	PA
	(Hz)	(dBuV/m)	(dBuV/m)	(dB)	(dBuV)	(m)		(°)	(m)		(dB)	(dB)	(dB)
PK	6.921G	100.82	Inf	-Inf	89.51	3	Horizontal	339	1.53	-	35.13	8.08	31.90
RMS	6.937G	90.95	Inf	-Inf	79.58	3	Horizontal	339	1.53	-	35.22	8.10	31.95
PK	7.129G	72.39	88.20	-15.81	60.29	3	Horizontal	339	1.53	-	36.17	8.27	32.34
RMS	7.1722G	58.09	68.20	-10.11	45.84	3	Horizontal	339	1.53	-	36.34	8.31	32.40
PK	7.3706G	61.69	74.00	-12.31	49.44	3	Horizontal	339	1.53	-	36.60	8.34	32.69
AV	7.377G	51.49	54.00	-2.51	39.25	3	Horizontal	339	1.53	-	36.60	8.34	32.70

6.875-7.125GHz_802.11be EHT160_Nss1,(MCS0),RU484+RU484 MRU 1_1TX

6985MHz_TX

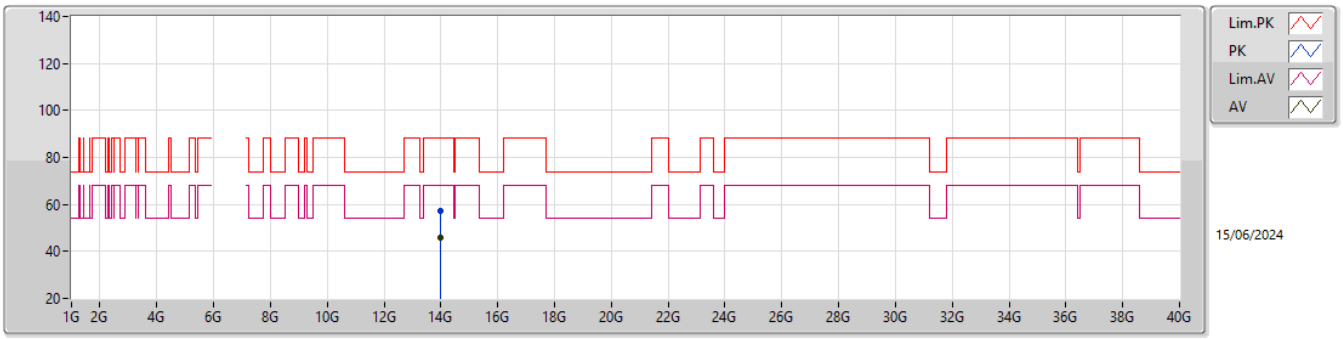

EUT Y_1TX
Setting 3.5/20
06-K-S-4

Type	Freq	Level	Limit	Margin	Raw	Dist	Condition	Azimuth	Height	Comment	AF	CL	PA
	(Hz)	(dBuV/m)	(dBuV/m)	(dB)	(dBuV)	(m)		(°)	(m)		(dB)	(dB)	(dB)
PK	13.96981G	57.17	88.20	-31.03	47.61	3	Vertical	284	1.04	-	40.78	11.71	42.93
RMS	13.96963G	45.62	68.20	-22.58	36.06	3	Vertical	284	1.04	-	40.78	11.71	42.93

6.875-7.125GHz_802.11be EHT160_Nss1,(MCS0),RU484+RU484 MRU 1_1TX

6985MHz_TX

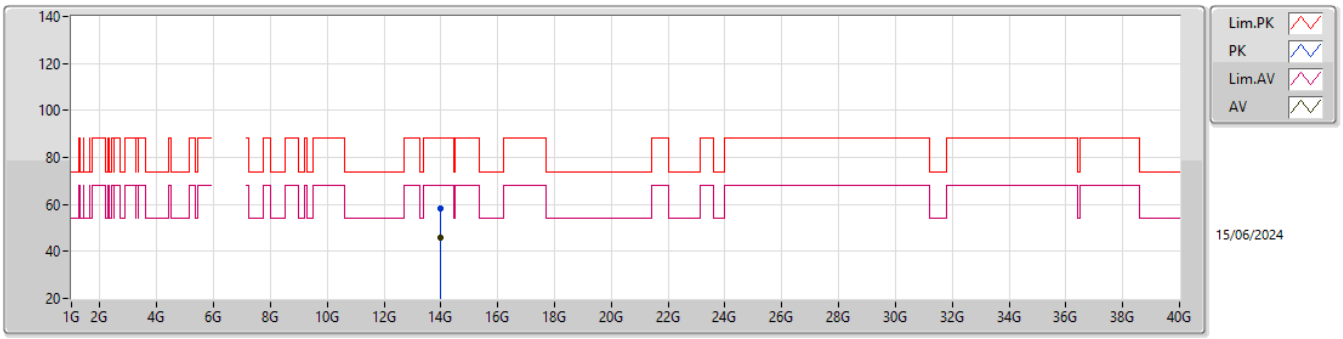

EUT Y_1TX
Setting 3.5/20
06-K-S-4

Type	Freq	Level	Limit	Margin	Raw	Dist	Condition	Azimuth	Height	Comment	AF	CL	PA
	(Hz)	(dBuV/m)	(dBuV/m)	(dB)	(dBuV)	(m)		(°)	(m)		(dB)	(dB)	(dB)
PK	13.97008G	58.08	88.20	-30.12	48.52	3	Horizontal	282	2.45	-	40.78	11.71	42.93
RMS	13.96956G	46.05	68.20	-22.15	36.49	3	Horizontal	282	2.45	-	40.78	11.71	42.93

6.875-7.125GHz_802.11be EHT160_Nss1,(MCS0),RU484+RU484 MRU 1_1TX

6985MHz_TX

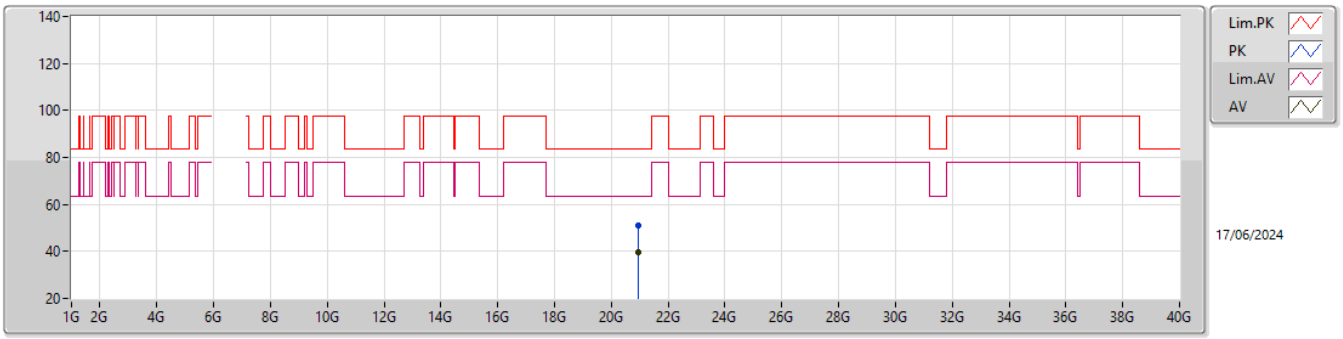

EUT Y_1TX
Setting 3.5/20
06-K-S-4

Type	Freq	Level	Limit	Margin	Raw	Dist	Condition	Azimuth	Height	Comment	AF	CL	PA
	(Hz)	(dBuV/m)	(dBuV/m)	(dB)	(dBuV)	(m)		(°)	(m)		(dB)	(dB)	(dB)
PK	20.95538G	51.16	83.54	-32.38	46.02	1	Vertical	340	1.15	-	38.08	15.96	48.90
AV	20.95456G	39.85	63.54	-23.69	34.71	1	Vertical	340	1.15	-	38.08	15.96	48.90

6.875-7.125GHz_802.11be EHT160_Nss1,(MCS0),RU484+RU484 MRU 1_1TX

6985MHz_TX

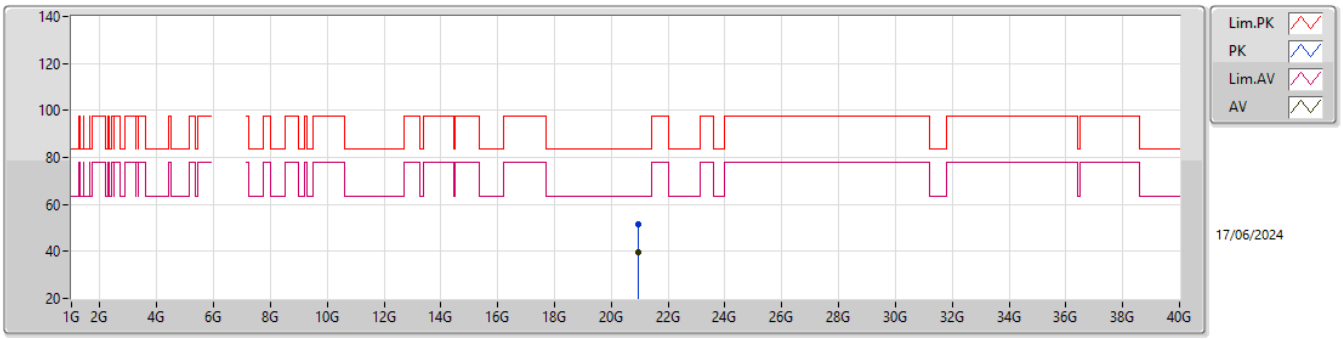

EUT Y_1TX
Setting 3.5/20
06-K-S-4

Type	Freq	Level	Limit	Margin	Raw	Dist	Condition	Azimuth	Height	Comment	AF	CL	PA
	(Hz)	(dBuV/m)	(dBuV/m)	(dB)	(dBuV)	(m)		(°)	(m)		(dB)	(dB)	(dB)
PK	20.95452G	51.46	83.54	-32.08	46.32	1	Horizontal	308	1.51	-	38.08	15.96	48.90
AV	20.95513G	39.49	63.54	-24.05	34.35	1	Horizontal	308	1.51	-	38.08	15.96	48.90

5.925-6.425GHz_802.11be EHT320_Nss1,(MCS0),3xRU996 MRU 4_1TX

6105MHz_TX

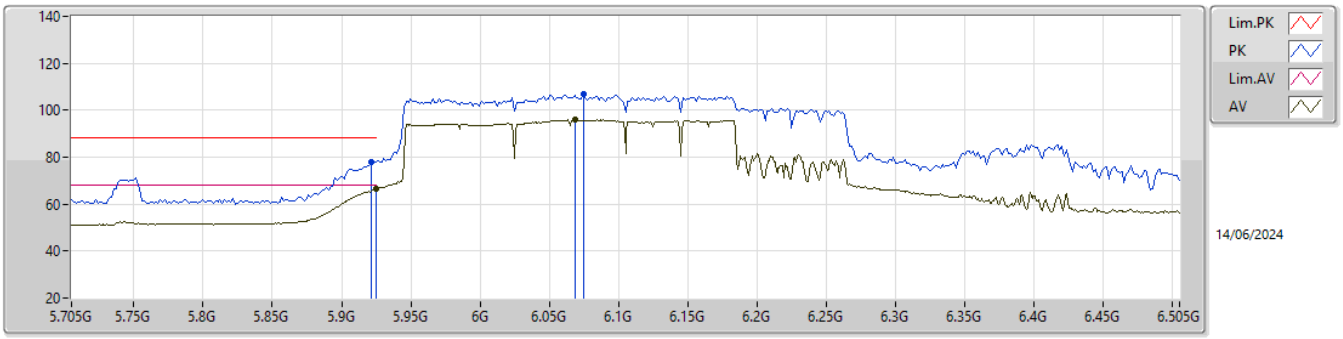

EUT Y_1TX
Setting 7/20.75
06-K-R-7-10

Type	Freq	Level	Limit	Margin	Raw	Dist	Condition	Azimuth	Height	Comment	AF	CL	PA
	(Hz)	(dBuV/m)	(dBuV/m)	(dB)	(dBuV)	(m)		(°)	(m)		(dB)	(dB)	(dB)
PK	5.921G	78.09	88.20	-10.11	69.71	3	Vertical	64	1.64	-	32.54	7.44	31.60
RMS	5.925G	66.42	68.20	-1.78	58.03	3	Vertical	64	1.64	-	32.55	7.44	31.60
PK	6.0746G	106.69	Inf	-Inf	98.01	3	Vertical	64	1.64	-	32.60	7.53	31.45
RMS	6.069G	95.91	Inf	-Inf	87.24	3	Vertical	64	1.64	-	32.60	7.53	31.46

5.925-6.425GHz_802.11be EHT320_Nss1,(MCS0),3xRU996 MRU 4_1TX

6105MHz_TX

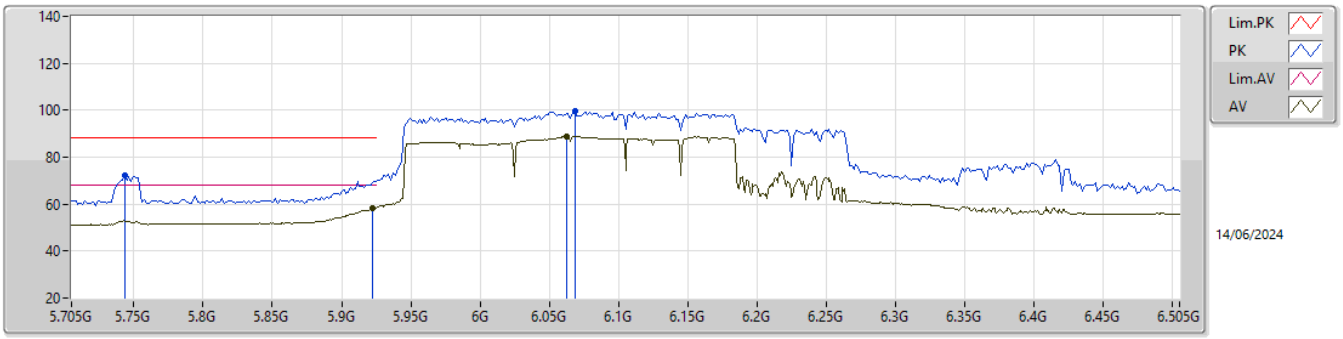

EUT Y_1TX
Setting 7/20.75
06-K-R-7-10

Type	Freq	Level	Limit	Margin	Raw	Dist	Condition	Azimuth	Height	Comment	AF	CL	PA
	(Hz)	(dBuV/m)	(dBuV/m)	(dB)	(dBuV)	(m)		(°)	(m)		(dB)	(dB)	(dB)
PK	5.7434G	72.50	88.20	-15.70	64.58	3	Horizontal	290	3.00	-	32.16	7.34	31.58
RMS	5.9226G	58.23	68.20	-9.97	49.84	3	Horizontal	290	3.00	-	32.55	7.44	31.60
PK	6.0682G	99.90	Inf	-Inf	91.24	3	Horizontal	290	3.00	-	32.60	7.52	31.46
RMS	6.0626G	88.80	Inf	-Inf	80.15	3	Horizontal	290	3.00	-	32.60	7.52	31.47

5.925-6.425GHz_802.11be EHT320_Nss1,(MCS0),3xRU996 MRU 4_1TX

6105MHz_TX

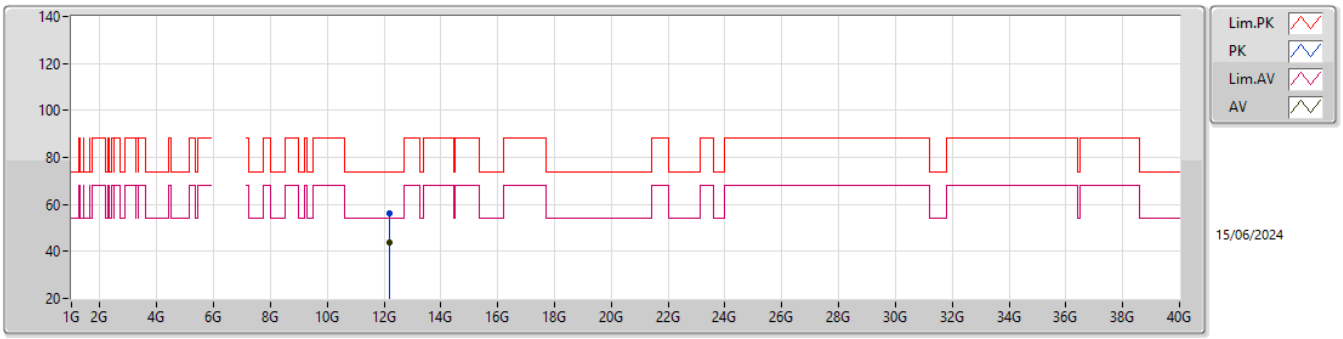

EUT Y_1TX
Setting 7/20.75
06-K-S-4

Type	Freq	Level	Limit	Margin	Raw	Dist	Condition	Azimuth	Height	Comment	AF	CL	PA
	(Hz)	(dBuV/m)	(dBuV/m)	(dB)	(dBuV)	(m)		(°)	(m)		(dB)	(dB)	(dB)
PK	12.21006G	55.98	74.00	-18.02	49.04	3	Vertical	82	2.77	-	39.00	10.91	42.97
AV	12.20979G	43.88	54.00	-10.12	36.94	3	Vertical	82	2.77	-	39.00	10.91	42.97

5.925-6.425GHz_802.11be EHT320_Nss1,(MCS0),3xRU996 MRU 4_1TX

6105MHz_TX

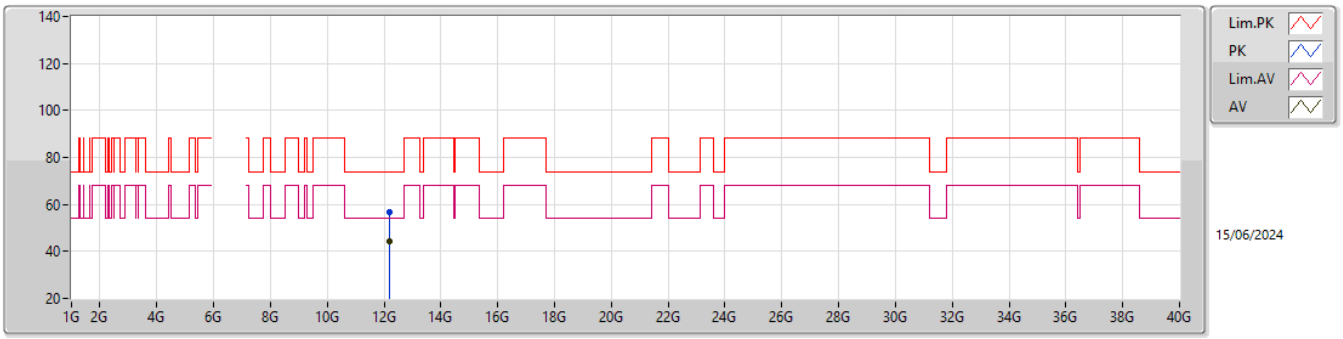

EUT Y_1TX
Setting 7/20.75
06-K-S-4

Type	Freq	Level	Limit	Margin	Raw	Dist	Condition	Azimuth	Height	Comment	AF	CL	PA
	(Hz)	(dBuV/m)	(dBuV/m)	(dB)	(dBuV)	(m)		(°)	(m)		(dB)	(dB)	(dB)
PK	12.20967G	56.62	74.00	-17.38	49.68	3	Horizontal	59	1.16	-	39.00	10.91	42.97
AV	12.2097G	44.36	54.00	-9.64	37.42	3	Horizontal	59	1.16	-	39.00	10.91	42.97

5.925-6.425GHz_802.11be EHT320_Nss1,(MCS0),3xRU996 MRU 4_1TX

6105MHz_TX

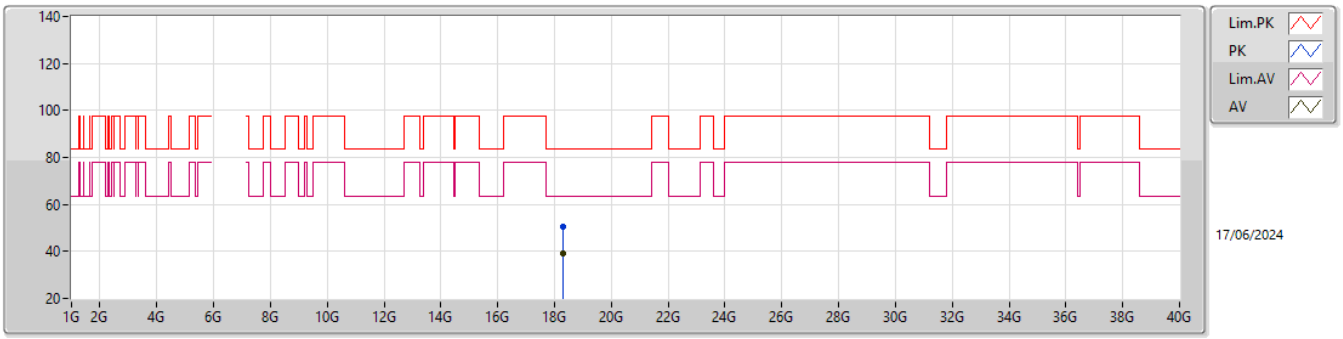

EUT Y_1TX
Setting 7/20.75
06-K-S-4

Type	Freq	Level	Limit	Margin	Raw	Dist	Condition	Azimuth	Height	Comment	AF	CL	PA
	(Hz)	(dBuV/m)	(dBuV/m)	(dB)	(dBuV)	(m)		(°)	(m)		(dB)	(dB)	(dB)
PK	18.31513G	50.62	83.54	-32.92	47.43	1	Vertical	230	2.48	-	37.50	15.28	49.59
AV	18.3154G	38.98	63.54	-24.56	35.79	1	Vertical	230	2.48	-	37.50	15.28	49.59

5.925-6.425GHz_802.11be EHT320_Nss1,(MCS0),3xRU996 MRU 4_1TX

6105MHz_TX

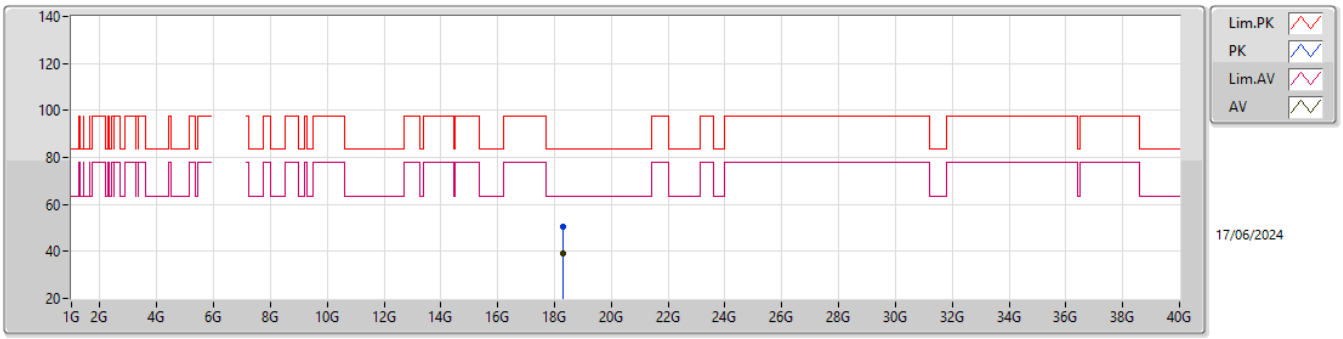

EUT Y_1TX
Setting 7/20.75
06-K-S-4

Type	Freq	Level	Limit	Margin	Raw	Dist	Condition	Azimuth	Height	Comment	AF	CL	PA
	(Hz)	(dBuV/m)	(dBuV/m)	(dB)	(dBuV)	(m)		(°)	(m)		(dB)	(dB)	(dB)
PK	18.31458G	50.55	83.54	-32.99	47.36	1	Horizontal	312	2.63	-	37.50	15.28	49.59
AV	18.31529G	39.20	63.54	-24.34	36.01	1	Horizontal	312	2.63	-	37.50	15.28	49.59

5.925-6.425GHz_802.11be EHT320_Nss1,(MCS0),2xRU996+RU484 MRU 5_1TX

6105MHz_TX

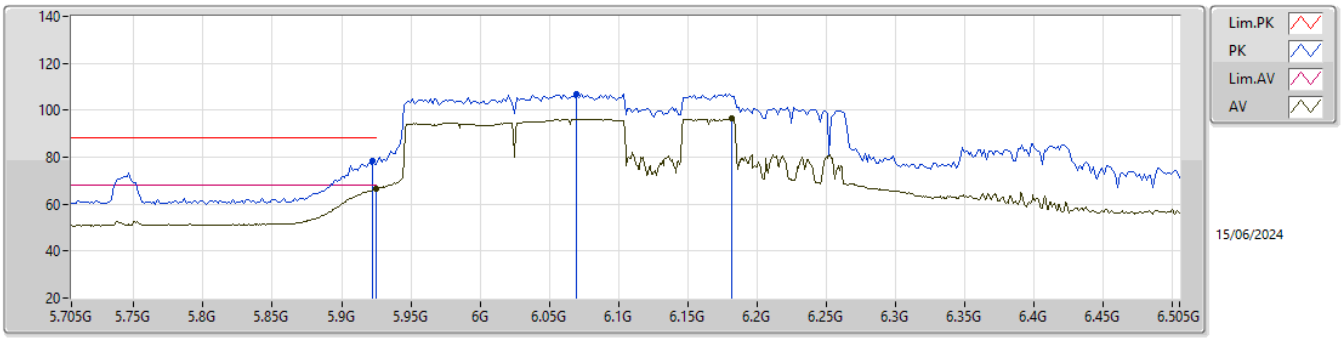

EUT Y_1TX
Setting 6/20.75
06-K-R-7-10

Type	Freq	Level	Limit	Margin	Raw	Dist	Condition	Azimuth	Height	Comment	AF	CL	PA
	(Hz)	(dBuV/m)	(dBuV/m)	(dB)	(dBuV)	(m)		(°)	(m)		(dB)	(dB)	(dB)
PK	5.9226G	78.46	88.20	-9.74	70.07	3	Vertical	62	1.58	-	32.55	7.44	31.60
RMS	5.925G	66.51	68.20	-1.69	58.12	3	Vertical	62	1.58	-	32.55	7.44	31.60
PK	6.0698G	106.97	Inf	-Inf	98.30	3	Vertical	62	1.58	-	32.60	7.53	31.46
RMS	6.1818G	96.32	Inf	-Inf	87.02	3	Vertical	62	1.58	-	32.89	7.62	31.21

5.925-6.425GHz_802.11be EHT320_Nss1,(MCS0),2xRU996+RU484 MRU 5_1TX

6105MHz_TX

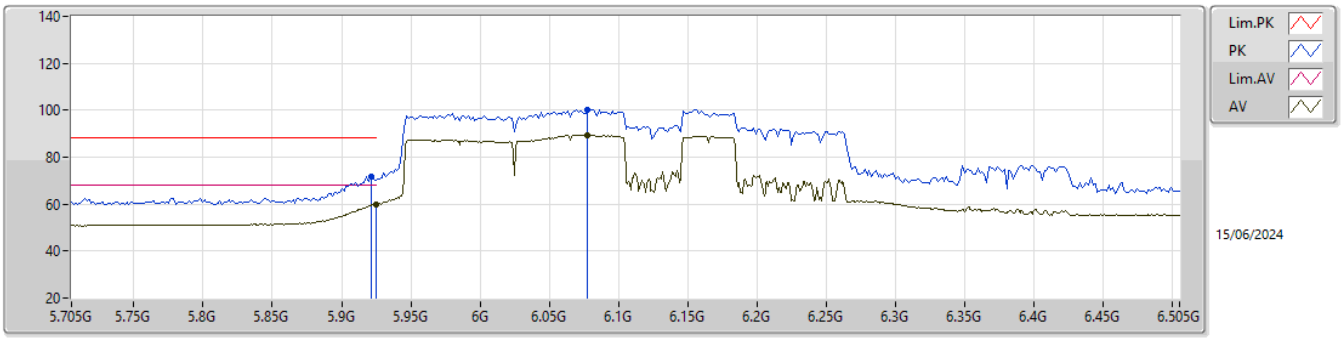

EUT Y_1TX
Setting 6/20.75
06-K-R-7-10

Type	Freq	Level	Limit	Margin	Raw	Dist	Condition	Azimuth	Height	Comment	AF	CL	PA
	(Hz)	(dBuV/m)	(dBuV/m)	(dB)	(dBuV)	(m)		(°)	(m)		(dB)	(dB)	(dB)
PK	5.921G	71.84	88.20	-16.36	63.46	3	Horizontal	297	2.96	-	32.54	7.44	31.60
RMS	5.925G	60.02	68.20	-8.18	51.63	3	Horizontal	297	2.96	-	32.55	7.44	31.60
PK	6.0778G	100.21	Inf	-Inf	91.52	3	Horizontal	297	2.96	-	32.60	7.53	31.44
RMS	6.077G	89.45	Inf	-Inf	80.76	3	Horizontal	297	2.96	-	32.60	7.53	31.44

5.925-6.425GHz_802.11be EHT320_Nss1,(MCS0),2xRU996+RU484 MRU 5_1TX

6105MHz_TX

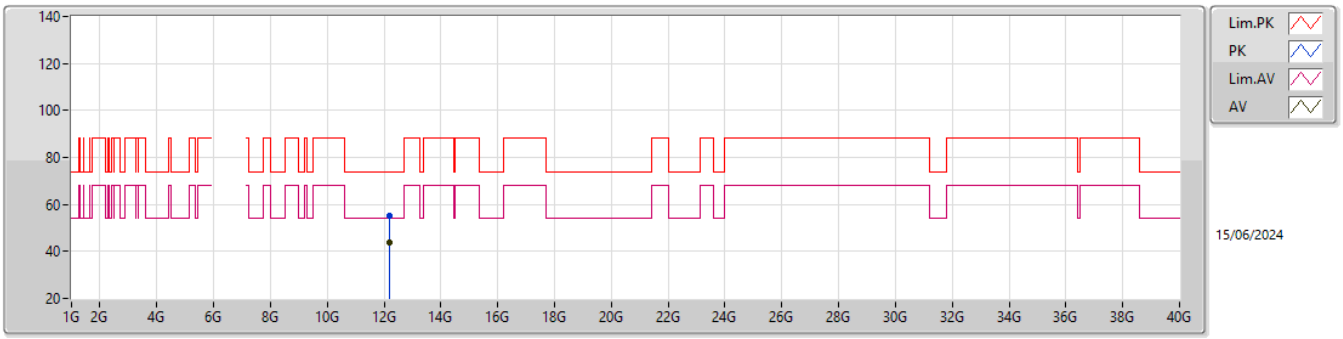

EUT Y_1TX
Setting 6/20.75
06-K-S-4

Type	Freq	Level	Limit	Margin	Raw	Dist	Condition	Azimuth	Height	Comment	AF	CL	PA
	(Hz)	(dBuV/m)	(dBuV/m)	(dB)	(dBuV)	(m)		(°)	(m)		(dB)	(dB)	(dB)
PK	12.21041G	55.34	74.00	-18.66	48.40	3	Vertical	7	2.77	-	39.00	10.91	42.97
AV	12.20982G	43.65	54.00	-10.35	36.71	3	Vertical	7	2.77	-	39.00	10.91	42.97

5.925-6.425GHz_802.11be EHT320_Nss1,(MCS0),2xRU996+RU484 MRU 5_1TX

6105MHz_TX

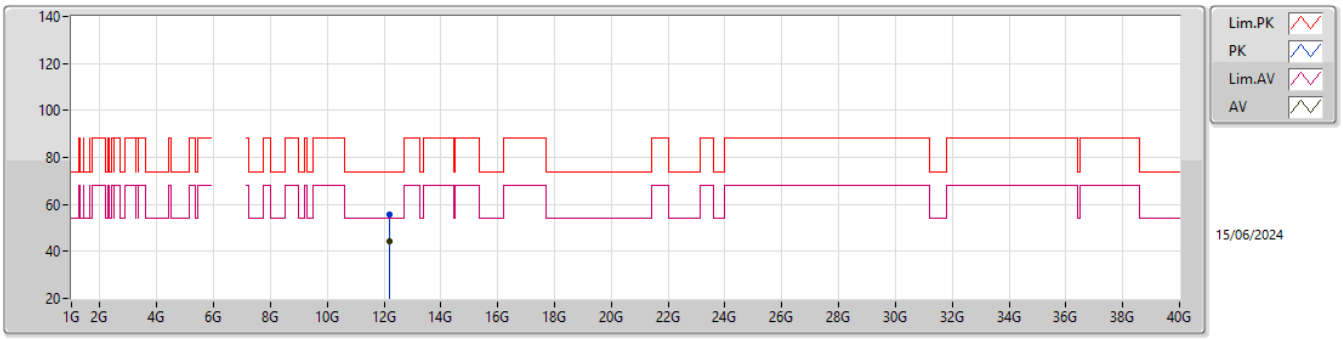

EUT Y_1TX
Setting 6/20.75
06-K-S-4

Type	Freq	Level	Limit	Margin	Raw	Dist	Condition	Azimuth	Height	Comment	AF	CL	PA
	(Hz)	(dBuV/m)	(dBuV/m)	(dB)	(dBuV)	(m)		(°)	(m)		(dB)	(dB)	(dB)
PK	12.20986G	55.83	74.00	-18.17	48.89	3	Horizontal	22	1.34	-	39.00	10.91	42.97
AV	12.20961G	44.08	54.00	-9.92	37.14	3	Horizontal	22	1.34	-	39.00	10.91	42.97

5.925-6.425GHz_802.11be EHT320_Nss1,(MCS0),2xRU996+RU484 MRU 5_1TX

6105MHz_TX

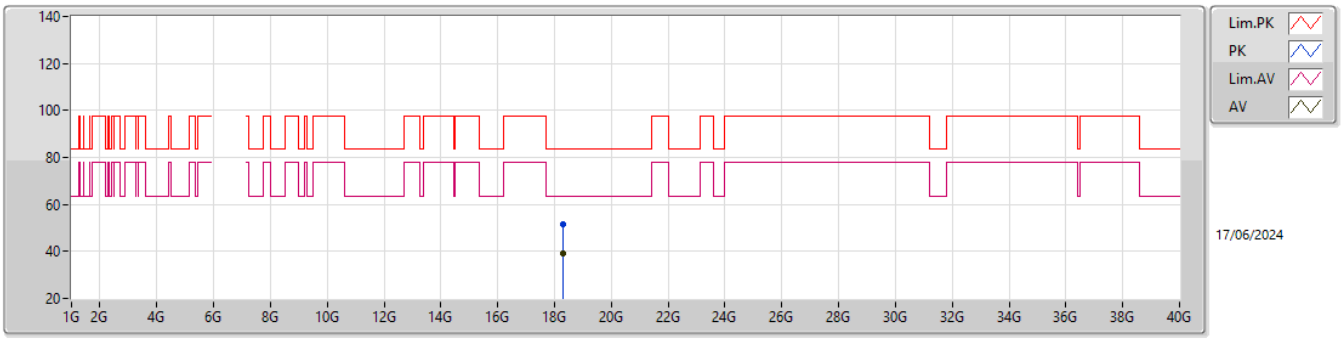

EUT Y_1TX
Setting 6/20.75
06-K-S-4

Type	Freq	Level	Limit	Margin	Raw	Dist	Condition	Azimuth	Height	Comment	AF	CL	PA
	(Hz)	(dBuV/m)	(dBuV/m)	(dB)	(dBuV)	(m)		(°)	(m)		(dB)	(dB)	(dB)
PK	18.31475G	51.57	83.54	-31.97	48.38	1	Vertical	31	2.33	-	37.50	15.28	49.59
AV	18.31465G	39.07	63.54	-24.47	35.88	1	Vertical	31	2.33	-	37.50	15.28	49.59

5.925-6.425GHz_802.11be EHT320_Nss1,(MCS0),2xRU996+RU484 MRU 5_1TX

6105MHz_TX

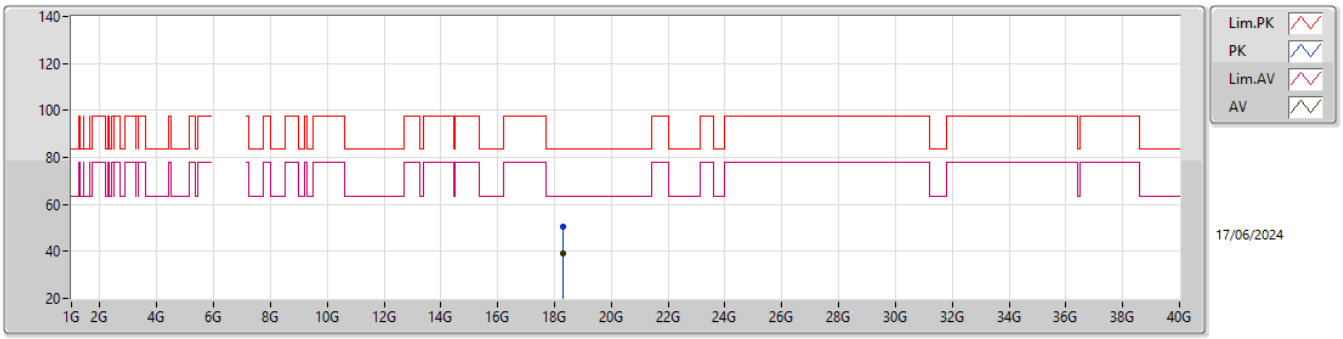

EUT Y_1TX
Setting 6/20.75
06-K-S-4

Type	Freq	Level	Limit	Margin	Raw	Dist	Condition	Azimuth	Height	Comment	AF	CL	PA
	(Hz)	(dBuV/m)	(dBuV/m)	(dB)	(dBuV)	(m)		(°)	(m)		(dB)	(dB)	(dB)
PK	18.31549G	50.49	83.54	-33.05	47.30	1	Horizontal	161	1.13	-	37.50	15.28	49.59
AV	18.31457G	39.02	63.54	-24.52	35.83	1	Horizontal	161	1.13	-	37.50	15.28	49.59

5.925-6.425GHz_802.11be EHT320_Nss1,(MCS0),2xRU996 MRU 1_1TX

6105MHz_TX

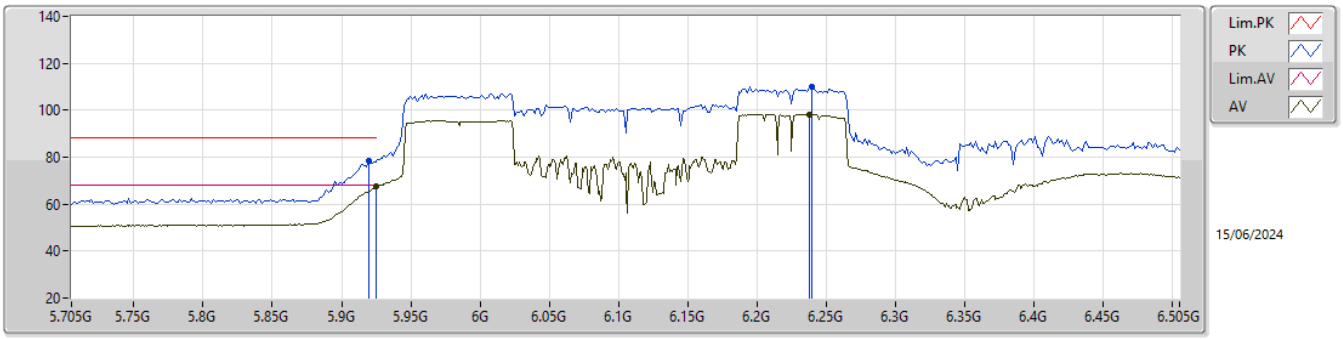

EUT Y_1TX
Setting 4.5/21.25
06-K-R-7-10

Type	Freq	Level	Limit	Margin	Raw	Dist	Condition	Azimuth	Height	Comment	AF	CL	PA
	(Hz)	(dBuV/m)	(dBuV/m)	(dB)	(dBuV)	(m)		(°)	(m)		(dB)	(dB)	(dB)
PK	5.9194G	78.34	88.20	-9.86	69.96	3	Vertical	61	1.40	-	32.54	7.44	31.60
RMS	5.925G	67.34	68.20	-0.86	58.95	3	Vertical	61	1.40	-	32.55	7.44	31.60
PK	6.2394G	109.83	Inf	-Inf	100.18	3	Vertical	61	1.40	-	33.08	7.65	31.08
RMS	6.2378G	98.21	Inf	-Inf	88.57	3	Vertical	61	1.40	-	33.08	7.65	31.09

5.925-6.425GHz_802.11be EHT320_Nss1,(MCS0),2xRU996 MRU 1_1TX

6105MHz_TX

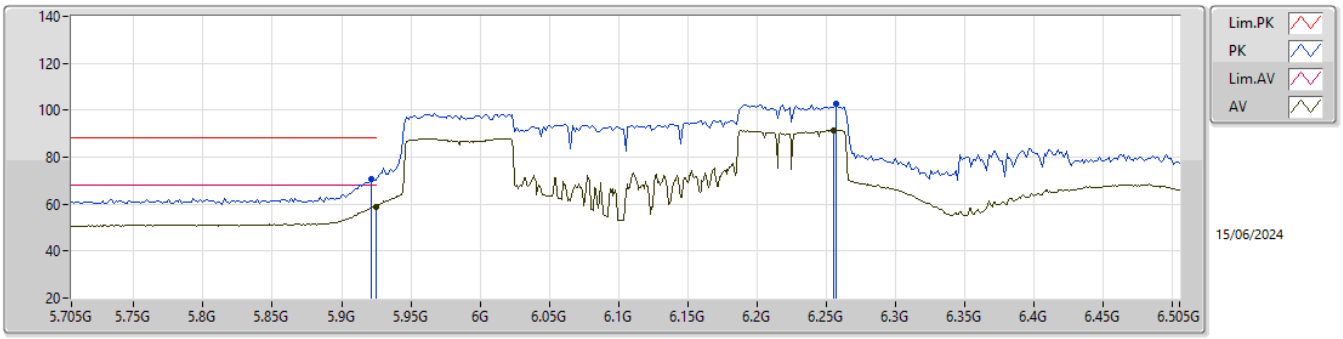

EUT Y_1TX
Setting 4.5/21.25
06-K-R-7-10

Type	Freq	Level	Limit	Margin	Raw	Dist	Condition	Azimuth	Height	Comment	AF	CL	PA
	(Hz)	(dBuV/m)	(dBuV/m)	(dB)	(dBuV)	(m)		(°)	(m)		(dB)	(dB)	(dB)
PK	5.921G	70.74	88.20	-17.46	62.36	3	Horizontal	293	2.54	-	32.54	7.44	31.60
RMS	5.925G	59.05	68.20	-9.15	50.66	3	Horizontal	293	2.54	-	32.55	7.44	31.60
PK	6.257G	102.73	Inf	-Inf	92.98	3	Horizontal	293	2.54	-	33.13	7.66	31.04
RMS	6.2554G	91.36	Inf	-Inf	81.63	3	Horizontal	293	2.54	-	33.12	7.66	31.05

5.925-6.425GHz_802.11be EHT320_Nss1,(MCS0),2xRU996 MRU 1_1TX

6105MHz_TX

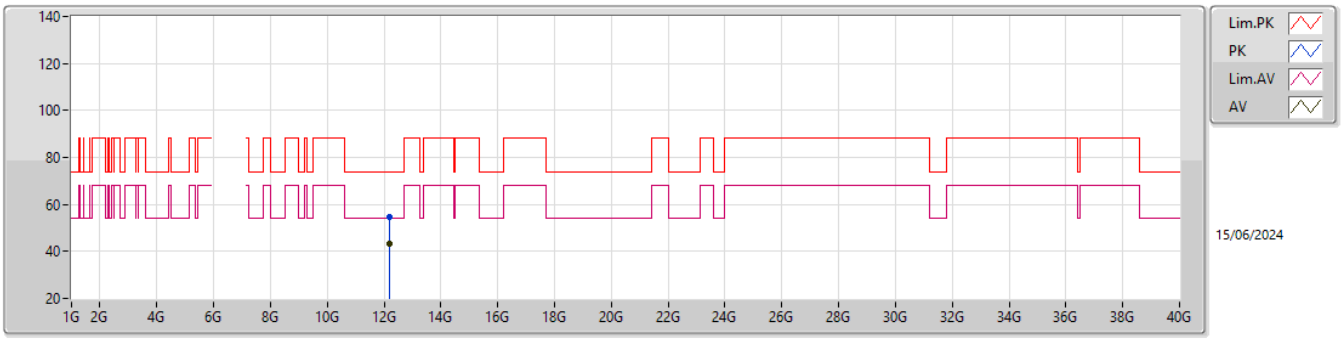

EUT Y_1TX
Setting 4.5/21.25
06-K-S-4

Type	Freq	Level	Limit	Margin	Raw	Dist	Condition	Azimuth	Height	Comment	AF	CL	PA
	(Hz)	(dBuV/m)	(dBuV/m)	(dB)	(dBuV)	(m)		(°)	(m)		(dB)	(dB)	(dB)
PK	12.21029G	54.86	74.00	-19.14	47.92	3	Vertical	15	1.82	-	39.00	10.91	42.97
AV	12.2096G	43.41	54.00	-10.59	36.47	3	Vertical	15	1.82	-	39.00	10.91	42.97

5.925-6.425GHz_802.11be EHT320_Nss1,(MCS0),2xRU996 MRU 1_1TX

6105MHz_TX

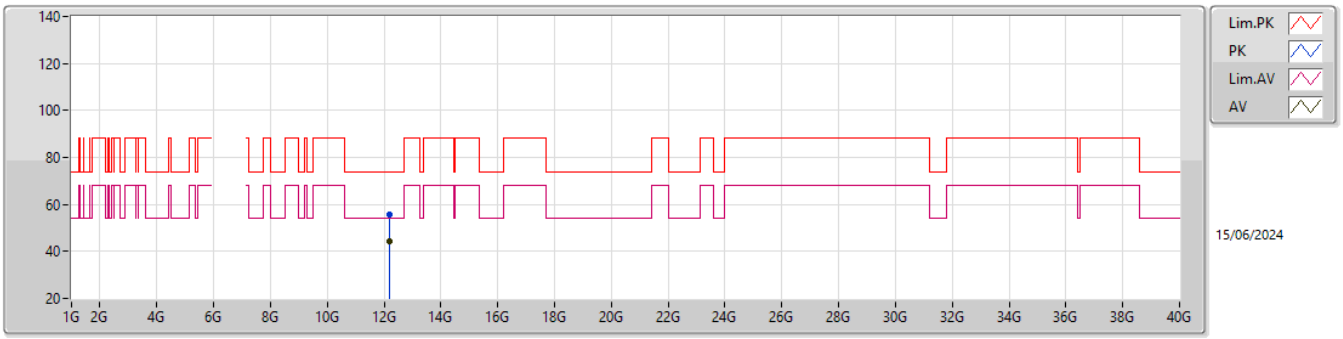

EUT Y_1TX
Setting 4.5/21.25
06-K-S-4

Type	Freq	Level	Limit	Margin	Raw	Dist	Condition	Azimuth	Height	Comment	AF	CL	PA
	(Hz)	(dBuV/m)	(dBuV/m)	(dB)	(dBuV)	(m)		(°)	(m)		(dB)	(dB)	(dB)
PK	12.20971G	55.74	74.00	-18.26	48.80	3	Horizontal	351	1.06	-	39.00	10.91	42.97
AV	12.2097G	44.20	54.00	-9.80	37.26	3	Horizontal	351	1.06	-	39.00	10.91	42.97

5.925-6.425GHz_802.11be EHT320_Nss1,(MCS0),2xRU996 MRU 1_1TX

6105MHz_TX

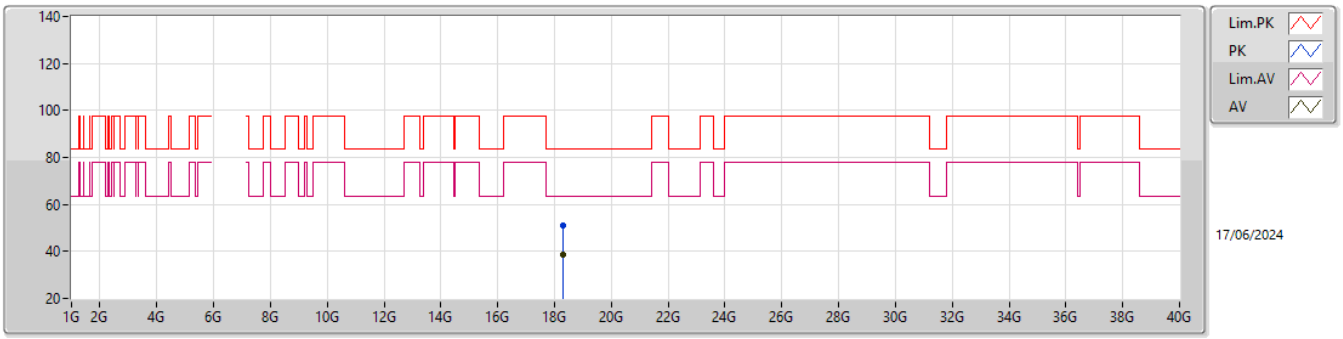

EUT Y_1TX
Setting 4.5/21.25
06-K-S-4

Type	Freq	Level	Limit	Margin	Raw	Dist	Condition	Azimuth	Height	Comment	AF	CL	PA
	(Hz)	(dBuV/m)	(dBuV/m)	(dB)	(dBuV)	(m)		(°)	(m)		(dB)	(dB)	(dB)
PK	18.31521G	50.95	83.54	-32.59	47.76	1	Vertical	262	1.21	-	37.50	15.28	49.59
AV	18.31507G	38.69	63.54	-24.85	35.50	1	Vertical	262	1.21	-	37.50	15.28	49.59

5.925-6.425GHz_802.11be EHT320_Nss1,(MCS0),2xRU996 MRU 1_1TX

6105MHz_TX

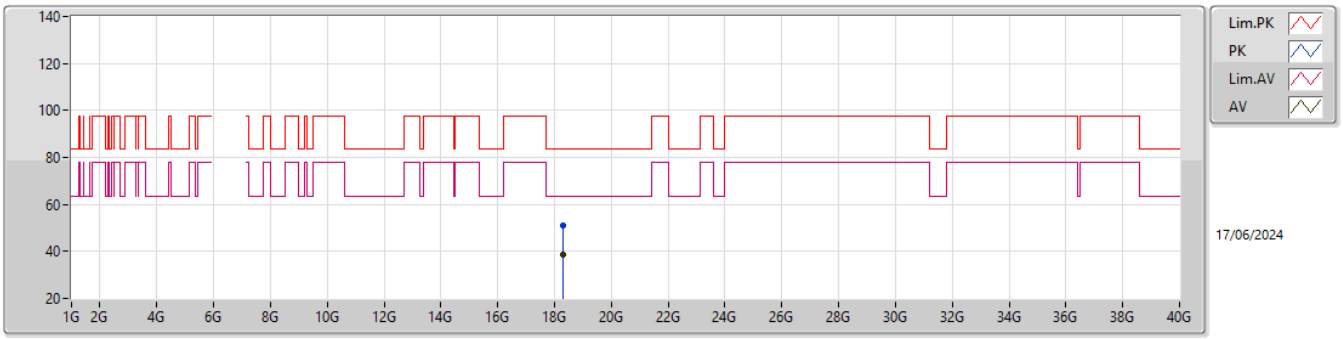

EUT Y_1TX
Setting 4.5/21.25
06-K-S-4

Type	Freq	Level	Limit	Margin	Raw	Dist	Condition	Azimuth	Height	Comment	AF	CL	PA
	(Hz)	(dBuV/m)	(dBuV/m)	(dB)	(dBuV)	(m)		(°)	(m)		(dB)	(dB)	(dB)
PK	18.31509G	51.07	83.54	-32.47	47.88	1	Horizontal	147	2.96	-	37.50	15.28	49.59
AV	18.31524G	38.64	63.54	-24.90	35.45	1	Horizontal	147	2.96	-	37.50	15.28	49.59

6.525-6.875GHz_802.11be EHT320_Nss1,(MCS0),2xRU996+RU484 MRU 8_1TX

6905MHz Straddle 6.525-6.875GHz_TX

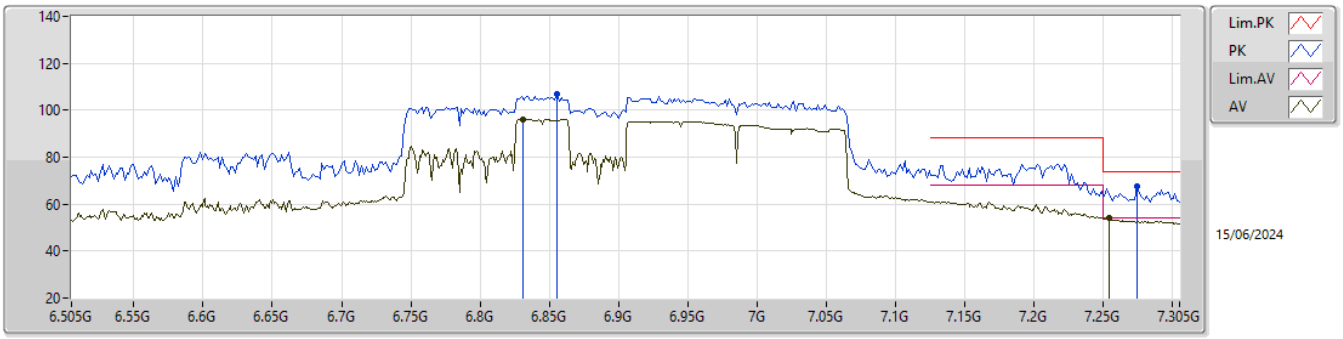

EUT Y_1TX
Setting 7/19.75
06-K-S-4-10

Type	Freq	Level	Limit	Margin	Raw	Dist	Condition	Azimuth	Height	Comment	AF	CL	PA
	(Hz)	(dBuV/m)	(dBuV/m)	(dB)	(dBuV)	(m)		(°)	(m)		(dB)	(dB)	(dB)
PK	6.8554G	107.07	Inf	-Inf	95.90	3	Vertical	308	1.69	-	34.82	8.03	31.68
RMS	6.8306G	96.18	Inf	-Inf	85.05	3	Vertical	308	1.69	-	34.72	8.01	31.60
PK	7.2746G	67.72	74.00	-6.28	55.28	3	Vertical	308	1.69	-	36.65	8.34	32.55
AV	7.2538G	53.95	54.00	-0.05	41.44	3	Vertical	308	1.69	-	36.69	8.34	32.52

6.525-6.875GHz_802.11be EHT320_Nss1,(MCS0),2xRU996+RU484 MRU 8_1TX

6905MHz Straddle 6.525-6.875GHz_TX

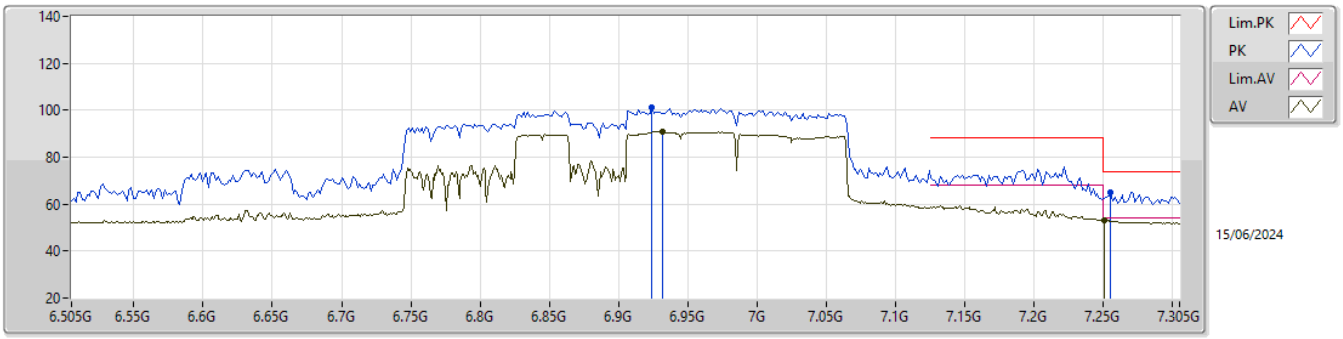

EUT Y_1TX
Setting 7/19.75
06-K-S-4-10

Type	Freq	Level	Limit	Margin	Raw	Dist	Condition	Azimuth	Height	Comment	AF	CL	PA
	(Hz)	(dBuV/m)	(dBuV/m)	(dB)	(dBuV)	(m)		(°)	(m)		(dB)	(dB)	(dB)
PK	6.9242G	101.34	Inf	-Inf	90.01	3	Horizontal	346	2.40	-	35.15	8.09	31.91
RMS	6.9314G	90.84	Inf	-Inf	79.49	3	Horizontal	346	2.40	-	35.19	8.09	31.93
PK	7.2554G	65.10	74.00	-8.90	52.59	3	Horizontal	346	2.40	-	36.69	8.34	32.52
AV	7.2506G	53.12	54.00	-0.88	40.60	3	Horizontal	346	2.40	-	36.70	8.34	32.52

6.525-6.875GHz_802.11be EHT320_Nss1,(MCS0),2xRU996+RU484 MRU 8_1TX

6905MHz Straddle 6.525-6.875GHz_TX

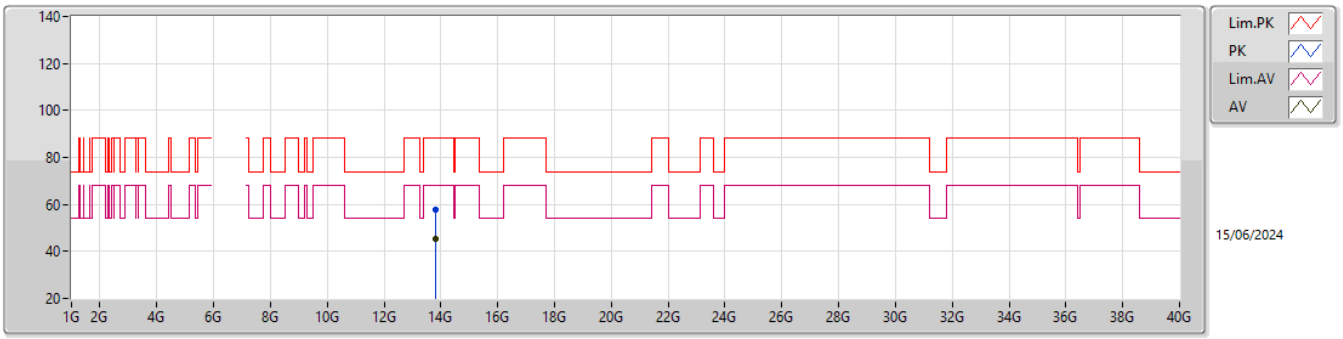

EUT Y_1TX
Setting 7/19.75
06-K-S-4

Type	Freq	Level	Limit	Margin	Raw	Dist	Condition	Azimuth	Height	Comment	AF	CL	PA
	(Hz)	(dBuV/m)	(dBuV/m)	(dB)	(dBuV)	(m)		(°)	(m)		(dB)	(dB)	(dB)
PK	13.81017G	57.65	88.20	-30.55	48.26	3	Vertical	315	2.84	-	40.48	11.63	42.72
RMS	13.80971G	45.49	68.20	-22.71	36.10	3	Vertical	315	2.84	-	40.48	11.63	42.72

6.525-6.875GHz_802.11be EHT320_Nss1,(MCS0),2xRU996+RU484 MRU 8_1TX

6905MHz Straddle 6.525-6.875GHz_TX

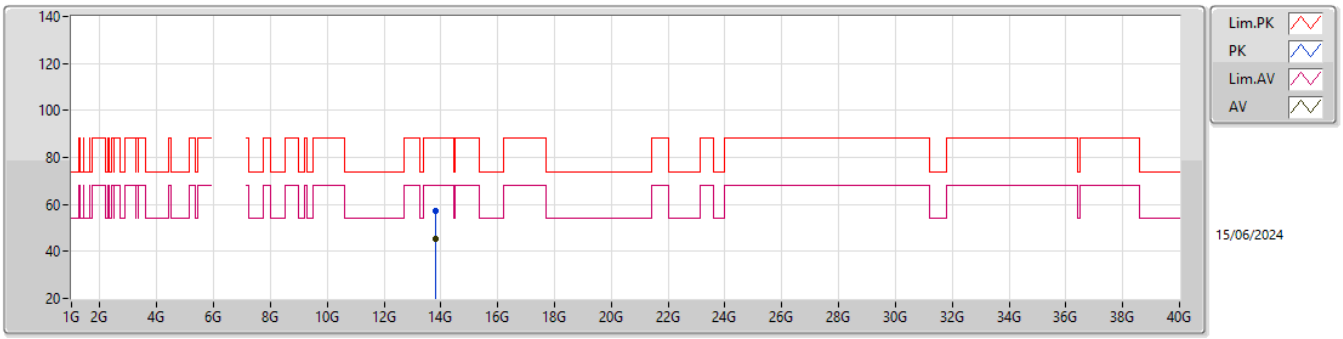

EUT Y_1TX
Setting 7/19.75
06-K-S-4

Type	Freq	Level	Limit	Margin	Raw	Dist	Condition	Azimuth	Height	Comment	AF	CL	PA
	(Hz)	(dBuV/m)	(dBuV/m)	(dB)	(dBuV)	(m)		(°)	(m)		(dB)	(dB)	(dB)
PK	13.8096G	57.18	88.20	-31.02	47.79	3	Horizontal	119	1.20	-	40.48	11.63	42.72
RMS	13.8099G	45.27	68.20	-22.93	35.88	3	Horizontal	119	1.20	-	40.48	11.63	42.72

6.525-6.875GHz_802.11be EHT320_Nss1,(MCS0),2xRU996+RU484 MRU 8_1TX

6905MHz Straddle 6.525-6.875GHz_TX

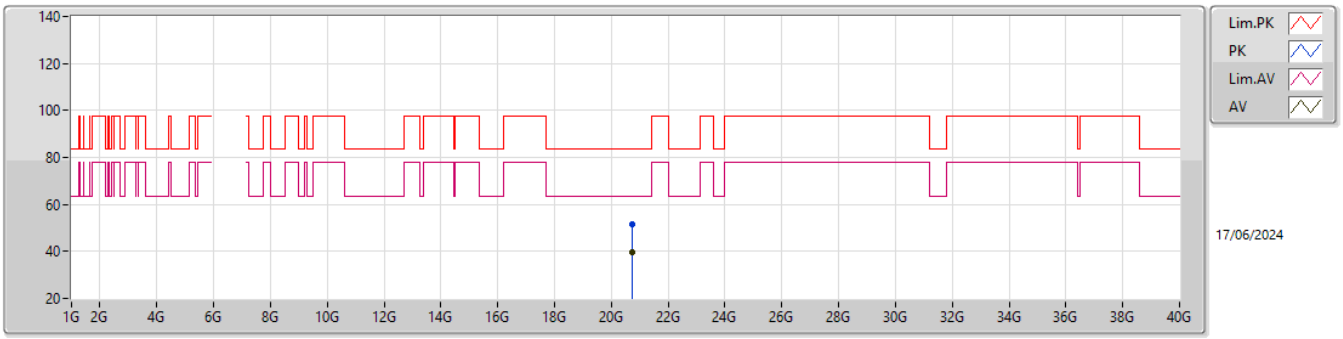

EUT Y_1TX
Setting 7/19.75
06-K-S-4

Type	Freq	Level	Limit	Margin	Raw	Dist	Condition	Azimuth	Height	Comment	AF	CL	PA
	(Hz)	(dBuV/m)	(dBuV/m)	(dB)	(dBuV)	(m)		(°)	(m)		(dB)	(dB)	(dB)
PK	20.71486G	51.72	83.54	-31.82	47.11	1	Vertical	337	2.94	-	37.87	15.77	49.03
AV	20.71465G	39.66	63.54	-23.88	35.05	1	Vertical	337	2.94	-	37.87	15.77	49.03

6.525-6.875GHz_802.11be EHT320_Nss1,(MCS0),2xRU996+RU484 MRU 8_1TX

6905MHz Straddle 6.525-6.875GHz_TX

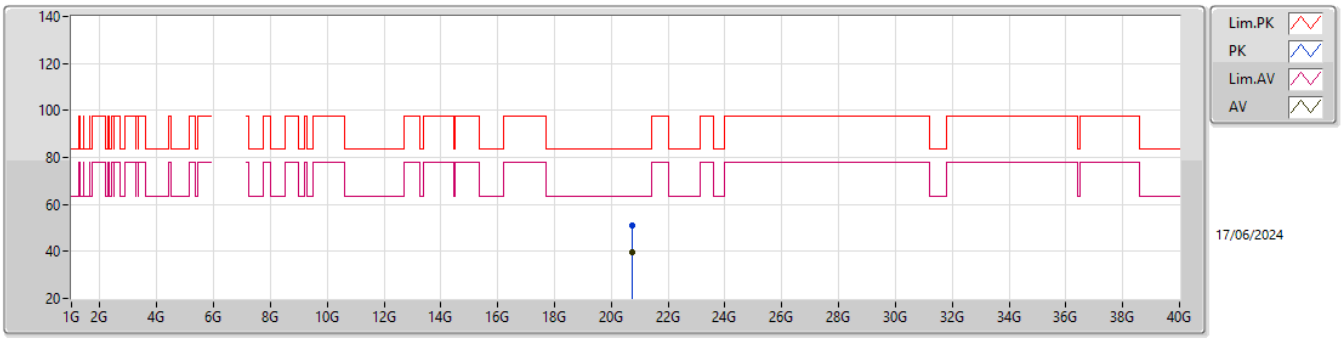

EUT Y_1TX
Setting 7/19.75
06-K-S-4

Type	Freq	Level	Limit	Margin	Raw	Dist	Condition	Azimuth	Height	Comment	AF	CL	PA
	(Hz)	(dBuV/m)	(dBuV/m)	(dB)	(dBuV)	(m)		(°)	(m)		(dB)	(dB)	(dB)
PK	20.71471G	51.20	83.54	-32.34	46.59	1	Horizontal	134	1.79	-	37.87	15.77	49.03
AV	20.71546G	39.61	63.54	-23.93	35.00	1	Horizontal	134	1.79	-	37.87	15.77	49.03

6.525-6.875GHz_802.11be EHT320_Nss1,(MCS0),2xRU996 MRU 1_1TX

6905MHz Straddle 6.525-6.875GHz_TX

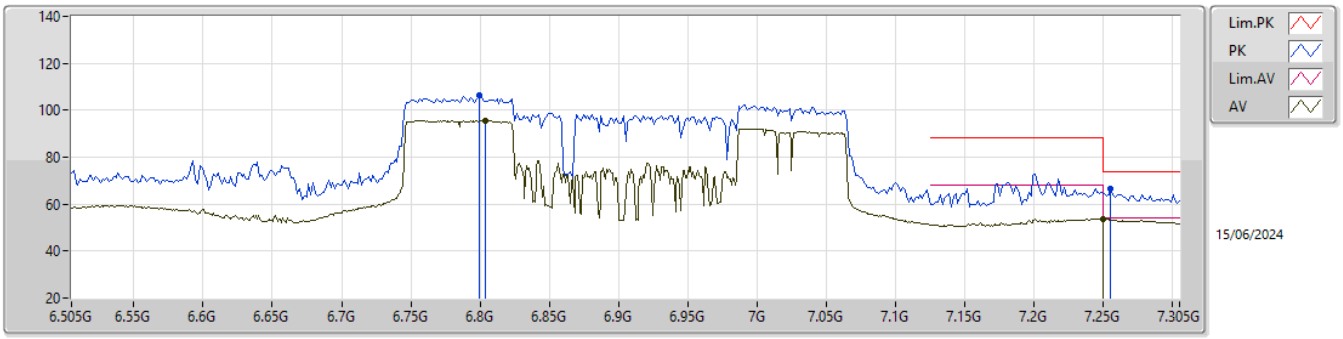

EUT Y_1TX
Setting 7.5/18.25
06-K-S-4-10

Type	Freq	Level	Limit	Margin	Raw	Dist	Condition	Azimuth	Height	Comment	AF	CL	PA
	(Hz)	(dBuV/m)	(dBuV/m)	(dB)	(dBuV)	(m)		(°)	(m)		(dB)	(dB)	(dB)
PK	6.7994G	106.13	Inf	-Inf	95.05	3	Vertical	310	1.70	-	34.60	7.98	31.50
RMS	6.8042G	95.55	Inf	-Inf	84.46	3	Vertical	310	1.70	-	34.62	7.98	31.51
PK	7.2554G	66.78	74.00	-7.22	54.27	3	Vertical	310	1.70	-	36.69	8.34	32.52
AV	7.25G	53.66	54.00	-0.34	41.14	3	Vertical	310	1.70	-	36.70	8.34	32.52

6.525-6.875GHz_802.11be EHT320_Nss1,(MCS0),2xRU996 MRU 1_1TX

6905MHz Straddle 6.525-6.875GHz_TX

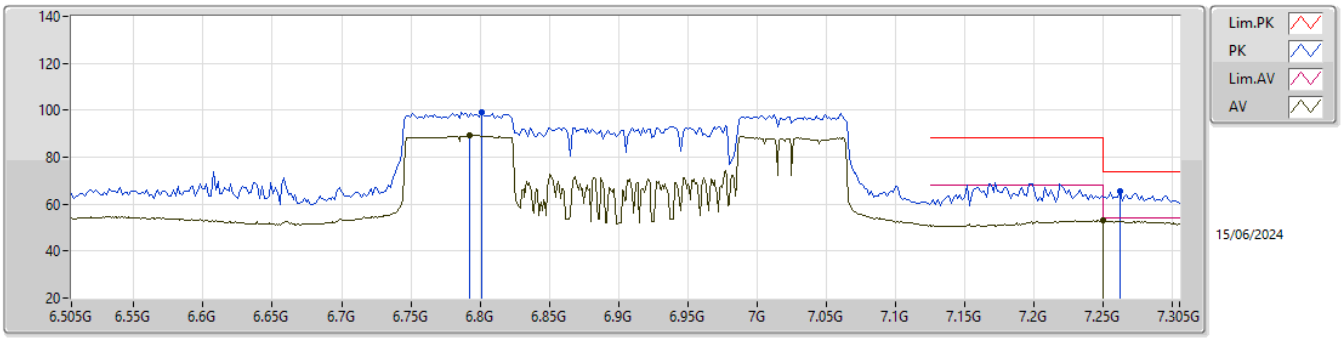

EUT Y_1TX
Setting 7.5/18.25
06-K-S-4-10

Type	Freq	Level	Limit	Margin	Raw	Dist	Condition	Azimuth	Height	Comment	AF	CL	PA
	(Hz)	(dBuV/m)	(dBuV/m)	(dB)	(dBuV)	(m)		(°)	(m)		(dB)	(dB)	(dB)
PK	6.801G	99.29	Inf	-Inf	88.21	3	Horizontal	350	2.45	-	34.60	7.98	31.50
RMS	6.7922G	89.24	Inf	-Inf	78.16	3	Horizontal	350	2.45	-	34.58	7.97	31.47
PK	7.2618G	65.29	74.00	-8.71	52.80	3	Horizontal	350	2.45	-	36.68	8.34	32.53
AV	7.25G	52.95	54.00	-1.05	40.43	3	Horizontal	350	2.45	-	36.70	8.34	32.52

6.525-6.875GHz_802.11be EHT320_Nss1,(MCS0),2xRU996 MRU 1_1TX

6905MHz Straddle 6.525-6.875GHz_TX

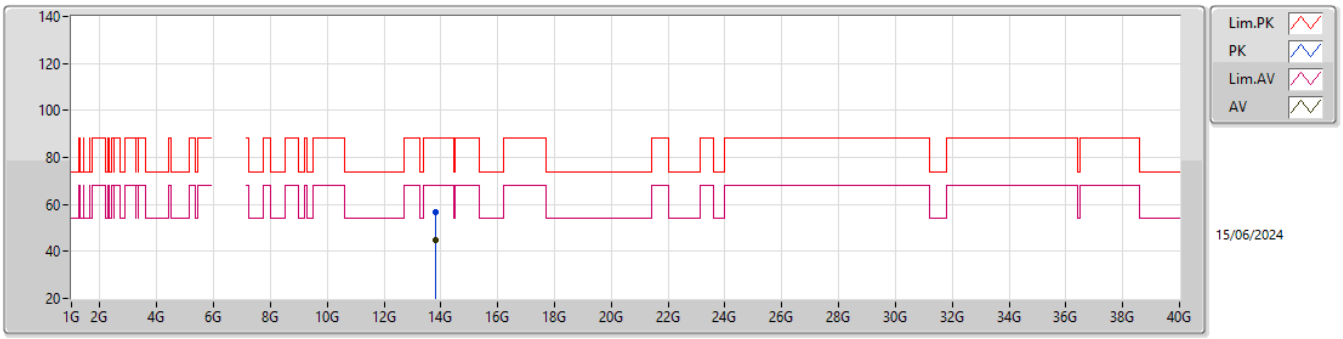

EUT Y_1TX
Setting 7.5/18.25
06-K-S-4

Type	Freq	Level	Limit	Margin	Raw	Dist	Condition	Azimuth	Height	Comment	AF	CL	PA
	(Hz)	(dBuV/m)	(dBuV/m)	(dB)	(dBuV)	(m)		(°)	(m)		(dB)	(dB)	(dB)
PK	13.80984G	56.93	88.20	-31.27	47.54	3	Vertical	47	1.58	-	40.48	11.63	42.72
RMS	13.80962G	44.71	68.20	-23.49	35.32	3	Vertical	47	1.58	-	40.48	11.63	42.72

6.525-6.875GHz_802.11be EHT320_Nss1,(MCS0),2xRU996 MRU 1_1TX

6905MHz Straddle 6.525-6.875GHz_TX

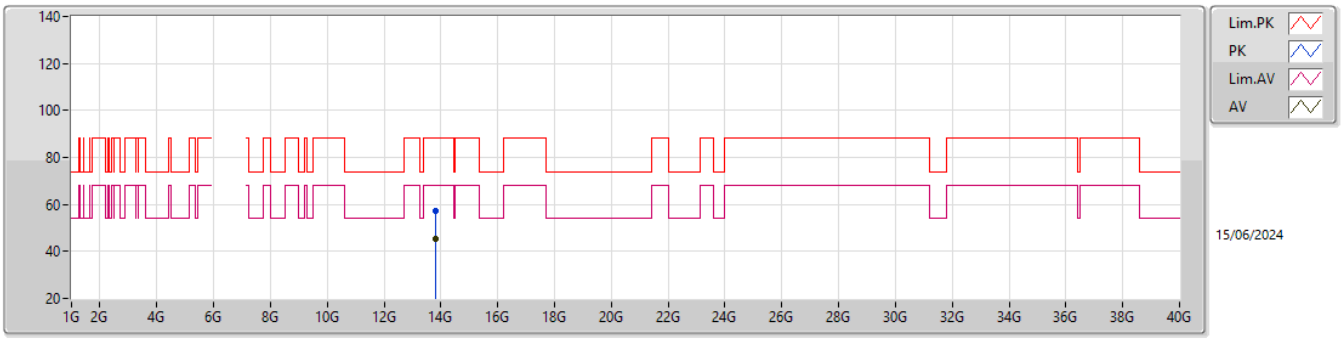

EUT Y_1TX
Setting 7.5/18.25
06-K-S-4

Type	Freq	Level	Limit	Margin	Raw	Dist	Condition	Azimuth	Height	Comment	AF	CL	PA
	(Hz)	(dBuV/m)	(dBuV/m)	(dB)	(dBuV)	(m)		(°)	(m)		(dB)	(dB)	(dB)
PK	13.80961G	57.16	88.20	-31.04	47.77	3	Horizontal	281	2.06	-	40.48	11.63	42.72
RMS	13.81028G	45.25	68.20	-22.95	35.86	3	Horizontal	281	2.06	-	40.48	11.63	42.72

6.525-6.875GHz_802.11be EHT320_Nss1,(MCS0),2xRU996 MRU 1_1TX

6905MHz Straddle 6.525-6.875GHz_TX

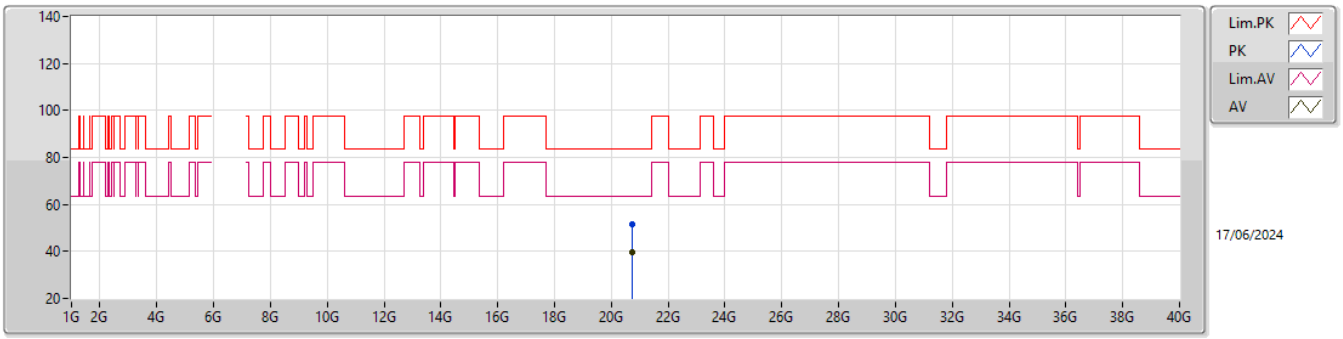

EUT Y_1TX
Setting 7.5/18.25
06-K-S-4

Type	Freq	Level	Limit	Margin	Raw	Dist	Condition	Azimuth	Height	Comment	AF	CL	PA
	(Hz)	(dBuV/m)	(dBuV/m)	(dB)	(dBuV)	(m)		(°)	(m)		(dB)	(dB)	(dB)
PK	20.71526G	51.33	83.54	-32.21	46.72	1	Vertical	196	2.56	-	37.87	15.77	49.03
AV	20.71549G	39.40	63.54	-24.14	34.79	1	Vertical	196	2.56	-	37.87	15.77	49.03

6.525-6.875GHz_802.11be EHT320_Nss1,(MCS0),2xRU996 MRU 1_1TX

6905MHz Straddle 6.525-6.875GHz_TX

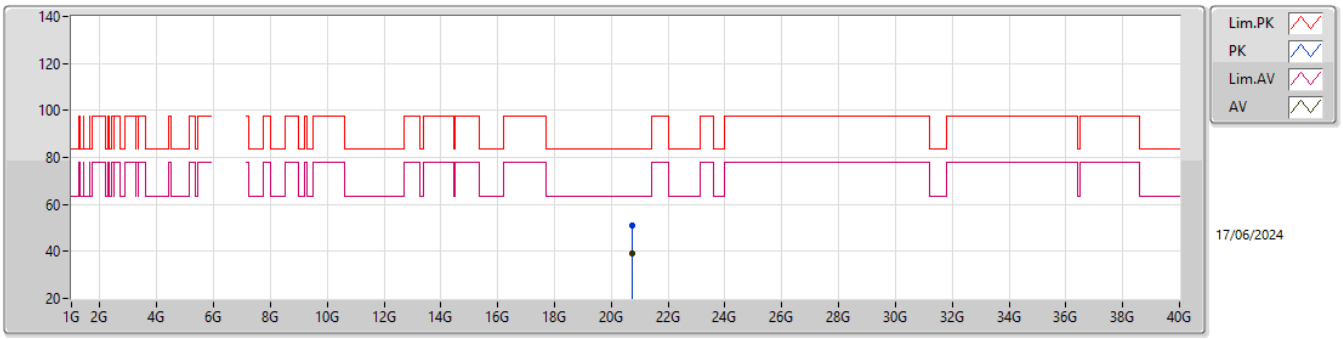

EUT Y_1TX
Setting 7.5/18.25
06-K-S-4

Type	Freq	Level	Limit	Margin	Raw	Dist	Condition	Azimuth	Height	Comment	AF	CL	PA
	(Hz)	(dBuV/m)	(dBuV/m)	(dB)	(dBuV)	(m)		(°)	(m)		(dB)	(dB)	(dB)
PK	20.71542G	50.96	83.54	-32.58	46.35	1	Horizontal	171	1.32	-	37.87	15.77	49.03
AV	20.71524G	39.29	63.54	-24.25	34.68	1	Horizontal	171	1.32	-	37.87	15.77	49.03

5.925-6.425GHz_802.11be EHT80_Nss1,(MCS0),RU484+RU242 MRU 3_2TX

5985MHz_TX

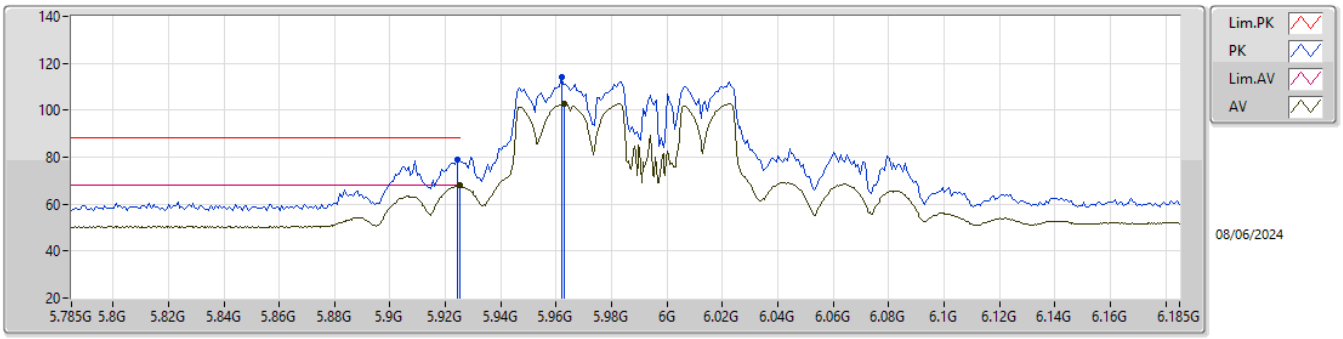

EUT Y_2TX
Setting -3/18.75
06-D-Y-1-10

Type	Freq	Level	Limit	Margin	Raw	Dist	Condition	Azimuth	Height	Comment	AF	CL	PA
	(Hz)	(dBuV/m)	(dBuV/m)	(dB)	(dBuV)	(m)		(°)	(m)		(dB)	(dB)	(dB)
PK	5.9242G	78.90	88.20	-9.30	70.51	3	Vertical	70	1.95	-	32.55	7.44	31.60
RMS	5.925G	67.90	68.20	-0.30	59.51	3	Vertical	70	1.95	-	32.55	7.44	31.60
PK	5.9618G	114.23	Inf	-Inf	105.81	3	Vertical	70	1.95	-	32.58	7.45	31.61
RMS	5.963G	102.65	Inf	-Inf	94.23	3	Vertical	70	1.95	-	32.57	7.46	31.61

5.925-6.425GHz_802.11be EHT80_Nss1,(MCS0),RU484+RU242 MRU 3_2TX

5985MHz_TX

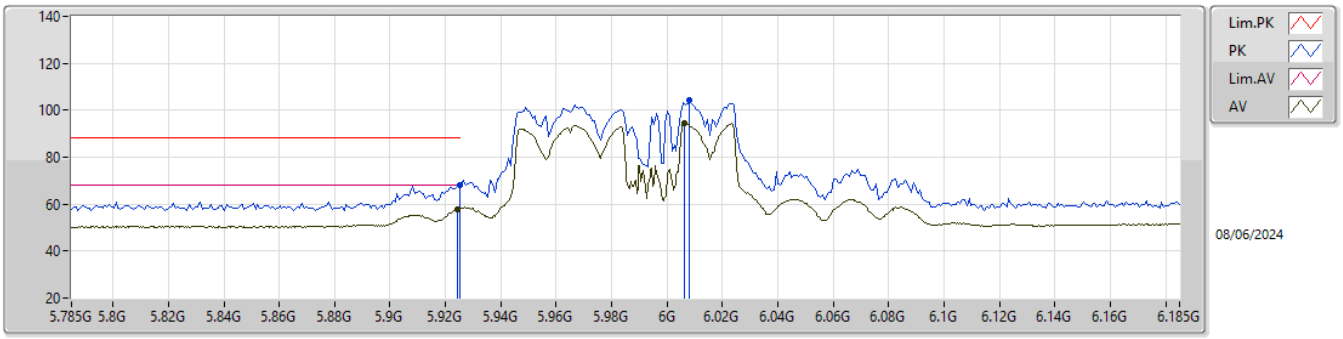

EUT Y_2TX
Setting -3/18.75
06-D-Y-1-10

Type	Freq	Level	Limit	Margin	Raw	Dist	Condition	Azimuth	Height	Comment	AF	CL	PA
	(Hz)	(dBuV/m)	(dBuV/m)	(dB)	(dBuV)	(m)		(°)	(m)		(dB)	(dB)	(dB)
PK	5.925G	68.31	88.20	-19.89	59.92	3	Horizontal	65	1.52	-	32.55	7.44	31.60
RMS	5.9242G	57.98	68.20	-10.22	49.59	3	Horizontal	65	1.52	-	32.55	7.44	31.60
PK	6.0082G	104.53	Inf	-Inf	96.12	3	Horizontal	65	1.52	-	32.52	7.48	31.59
RMS	6.0062G	94.49	Inf	-Inf	86.11	3	Horizontal	65	1.52	-	32.51	7.47	31.60

5.925-6.425GHz_802.11be EHT80_Nss1,(MCS0),RU484+RU242 MRU 3_2TX

5985MHz_TX

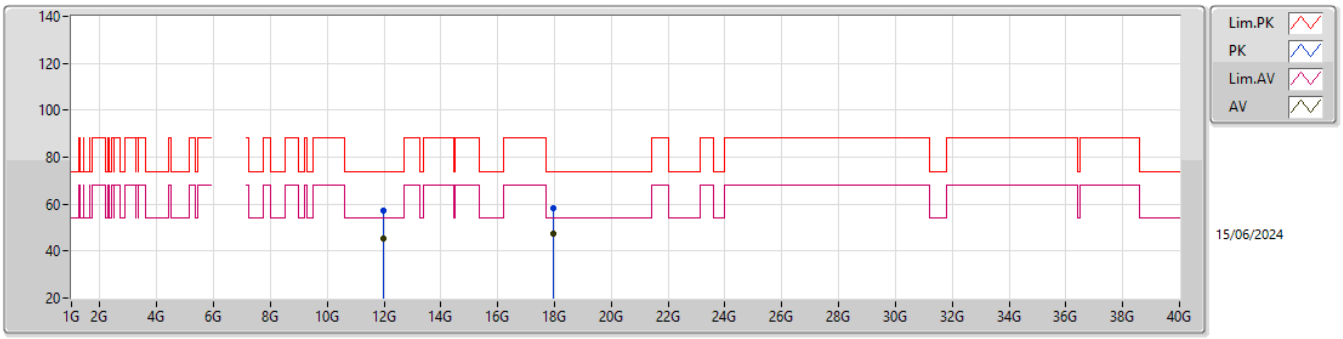

EUT Y_2TX
Setting -3/18.75
06-K-S-4

Type	Freq	Level	Limit	Margin	Raw	Dist	Condition	Azimuth	Height	Comment	AF	CL	PA
	(Hz)	(dBuV/m)	(dBuV/m)	(dB)	(dBuV)	(m)		(°)	(m)		(dB)	(dB)	(dB)
PK	11.96957G	57.34	74.00	-16.66	50.53	3	Vertical	85	2.95	-	38.92	10.80	42.91
AV	11.96989G	45.56	54.00	-8.44	38.75	3	Vertical	85	2.95	-	38.92	10.80	42.91
PK	17.95463G	58.51	74.00	-15.49	36.10	3	Vertical	22	1.09	-	50.35	13.55	41.49
AV	17.95548G	47.64	54.00	-6.36	25.17	3	Vertical	22	1.09	-	50.40	13.55	41.48

5.925-6.425GHz_802.11be EHT80_Nss1,(MCS0),RU484+RU242 MRU 3_2TX

5985MHz_TX

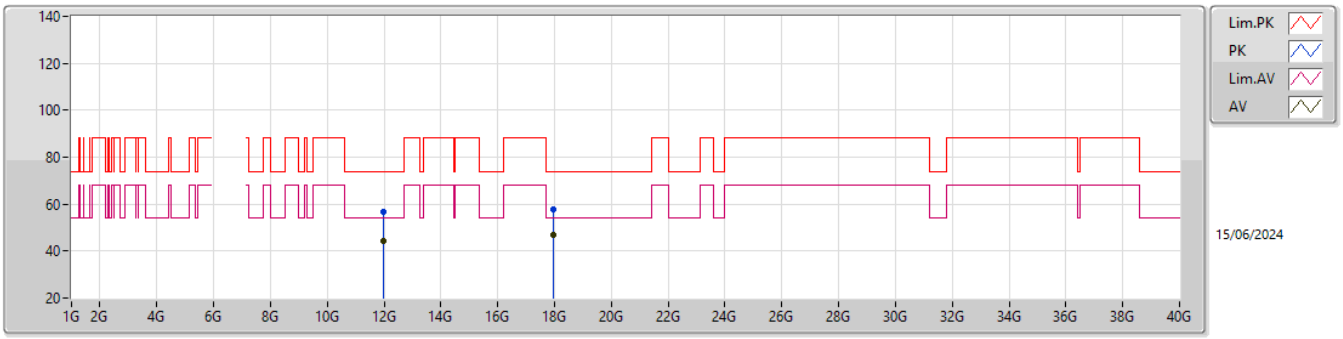

EUT Y_2TX
Setting -3/18.75
06-K-S-4

Type	Freq	Level	Limit	Margin	Raw	Dist	Condition	Azimuth	Height	Comment	AF	CL	PA
	(Hz)	(dBuV/m)	(dBuV/m)	(dB)	(dBuV)	(m)		(°)	(m)		(dB)	(dB)	(dB)
PK	11.97014G	56.48	74.00	-17.52	49.67	3	Horizontal	248	1.78	-	38.92	10.80	42.91
AV	11.96995G	44.37	54.00	-9.63	37.56	3	Horizontal	248	1.78	-	38.92	10.80	42.91
PK	17.95484G	57.82	74.00	-16.18	35.40	3	Horizontal	67	1.01	-	50.36	13.55	41.49
AV	17.95529G	46.84	54.00	-7.16	24.39	3	Horizontal	67	1.01	-	50.39	13.55	41.49

5.925-6.425GHz_802.11be EHT80_Nss1,(MCS0),RU484+RU242 MRU 3_2TX

5985MHz_TX

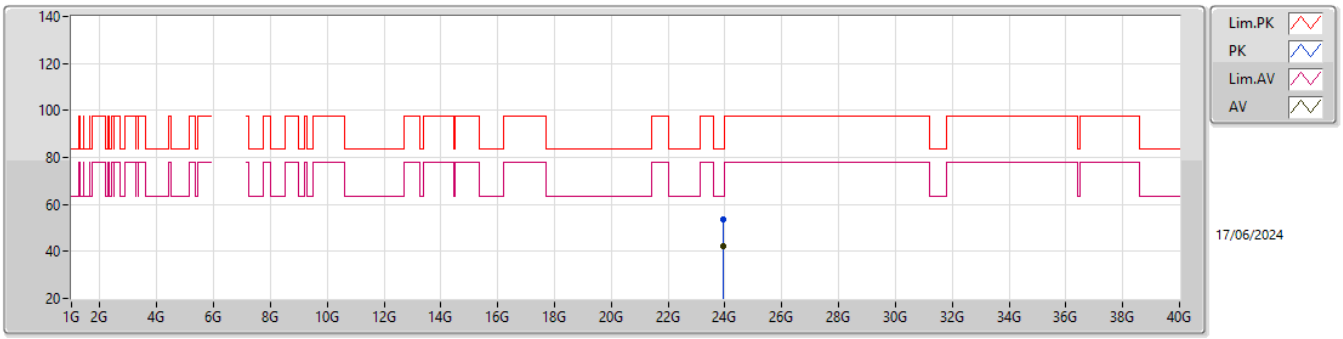

EUT Y_2TX
Setting -3/18.75
06-K-S-4

Type	Freq	Level	Limit	Margin	Raw	Dist	Condition	Azimuth	Height	Comment	AF	CL	PA
	(Hz)	(dBuV/m)	(dBuV/m)	(dB)	(dBuV)	(m)		(°)	(m)		(dB)	(dB)	(dB)
PK	23.94014G	53.40	83.54	-30.14	44.26	1	Vertical	64	2.94	-	38.88	17.38	47.12
AV	23.94007G	42.10	63.54	-21.44	32.96	1	Vertical	64	2.94	-	38.88	17.38	47.12

5.925-6.425GHz_802.11be EHT80_Nss1,(MCS0),RU484+RU242 MRU 3_2TX

5985MHz_TX

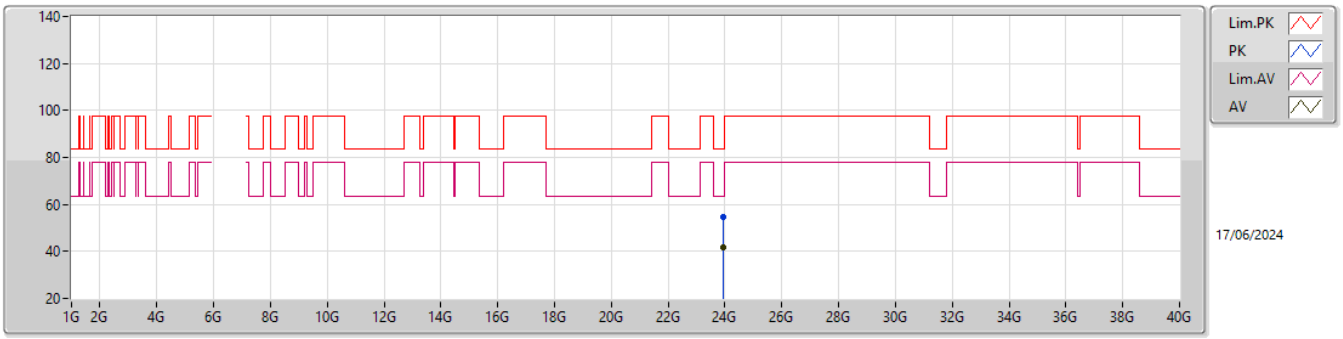

EUT Y_2TX
Setting -3/18.75
06-K-S-4

Type	Freq	Level	Limit	Margin	Raw	Dist	Condition	Azimuth	Height	Comment	AF	CL	PA
	(Hz)	(dBuV/m)	(dBuV/m)	(dB)	(dBuV)	(m)		(°)	(m)		(dB)	(dB)	(dB)
PK	23.94046G	54.82	83.54	-28.72	45.68	1	Horizontal	221	1.90	-	38.88	17.38	47.12
AV	23.93978G	41.98	63.54	-21.56	32.84	1	Horizontal	221	1.90	-	38.88	17.38	47.12

5.925-6.425GHz_802.11be EHT80_Nss1,(MCS0),RU242+RU242 MRU 1_2TX

5985MHz_TX

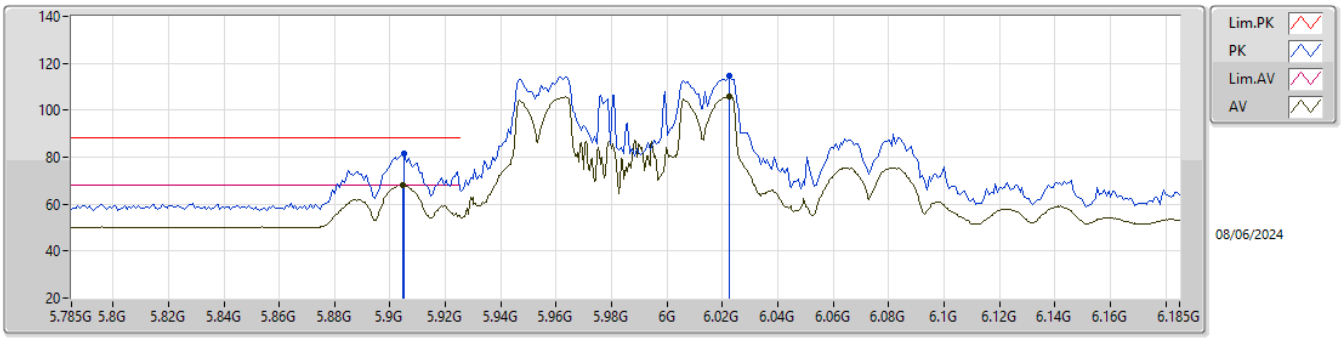

EUT Y_2TX
Setting -6/19.75
06-D-R-7-10

Type	Freq	Level	Limit	Margin	Raw	Dist	Condition	Azimuth	Height	Comment	AF	CL	PA
	(Hz)	(dBuV/m)	(dBuV/m)	(dB)	(dBuV)	(m)		(°)	(m)		(dB)	(dB)	(dB)
PK	5.905G	81.46	88.20	-6.74	73.12	3	Vertical	68	1.98	-	32.51	7.43	31.60
RMS	5.9046G	68.18	68.20	-0.02	59.84	3	Vertical	68	1.98	-	32.51	7.43	31.60
PK	6.0226G	114.77	Inf	-Inf	106.29	3	Vertical	68	1.98	-	32.55	7.49	31.56
RMS	6.0226G	105.96	Inf	-Inf	97.48	3	Vertical	68	1.98	-	32.55	7.49	31.56

5.925-6.425GHz_802.11be EHT80_Nss1,(MCS0),RU242+RU242 MRU 1_2TX

5985MHz_TX

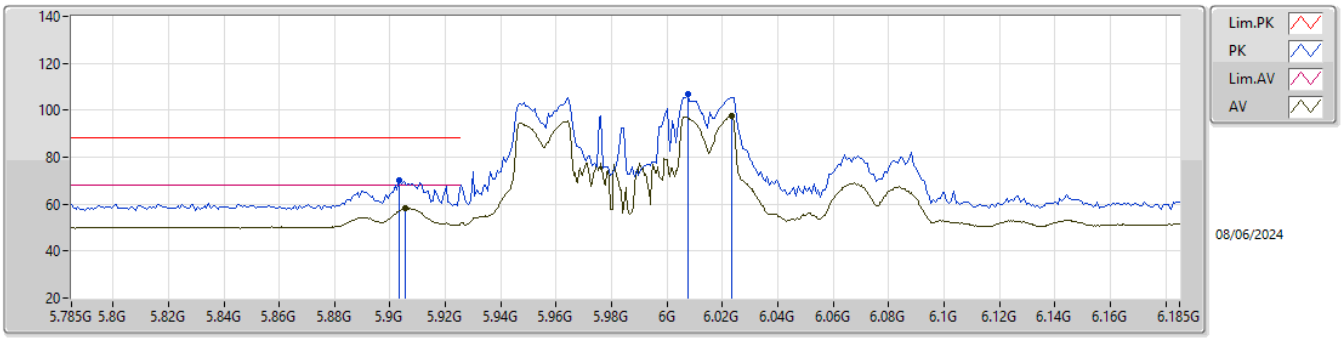

EUT Y_2TX
Setting -6/19.75
06-D-R-7-10

Type	Freq	Level	Limit	Margin	Raw	Dist	Condition	Azimuth	Height	Comment	AF	CL	PA
	(Hz)	(dBuV/m)	(dBuV/m)	(dB)	(dBuV)	(m)		(°)	(m)		(dB)	(dB)	(dB)
PK	5.9034G	69.98	88.20	-18.22	61.64	3	Horizontal	62	1.51	-	32.51	7.43	31.60
RMS	5.9054G	58.19	68.20	-10.01	49.85	3	Horizontal	62	1.51	-	32.51	7.43	31.60
PK	6.0074G	106.90	Inf	-Inf	98.50	3	Horizontal	62	1.51	-	32.51	7.48	31.59
RMS	6.0234G	97.35	Inf	-Inf	88.87	3	Horizontal	62	1.51	-	32.55	7.49	31.56

5.925-6.425GHz_802.11be EHT80_Nss1,(MCS0),RU242+RU242 MRU 1_2TX

5985MHz_TX

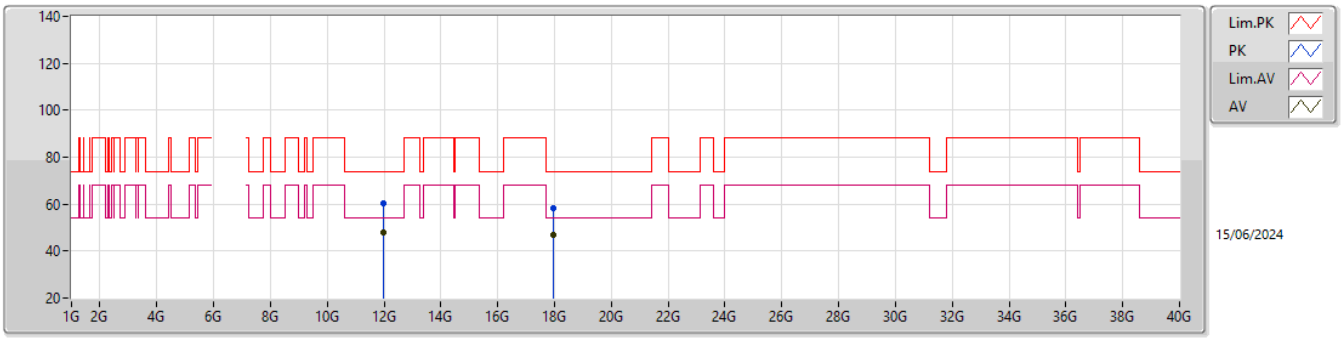

EUT Y_2TX
Setting -6/19.75
06-K-S-4

Type	Freq	Level	Limit	Margin	Raw	Dist	Condition	Azimuth	Height	Comment	AF	CL	PA
	(Hz)	(dBuV/m)	(dBuV/m)	(dB)	(dBuV)	(m)		(°)	(m)		(dB)	(dB)	(dB)
PK	11.96975G	60.09	74.00	-13.91	53.28	3	Vertical	73	2.47	-	38.92	10.80	42.91
AV	11.97034G	47.89	54.00	-6.11	41.08	3	Vertical	73	2.47	-	38.92	10.80	42.91
PK	17.95483G	58.46	74.00	-15.54	36.04	3	Vertical	313	2.77	-	50.36	13.55	41.49
AV	17.95504G	46.71	54.00	-7.29	24.28	3	Vertical	313	2.77	-	50.37	13.55	41.49

5.925-6.425GHz_802.11be EHT80_Nss1,(MCS0),RU242+RU242 MRU 1_2TX

5985MHz_TX

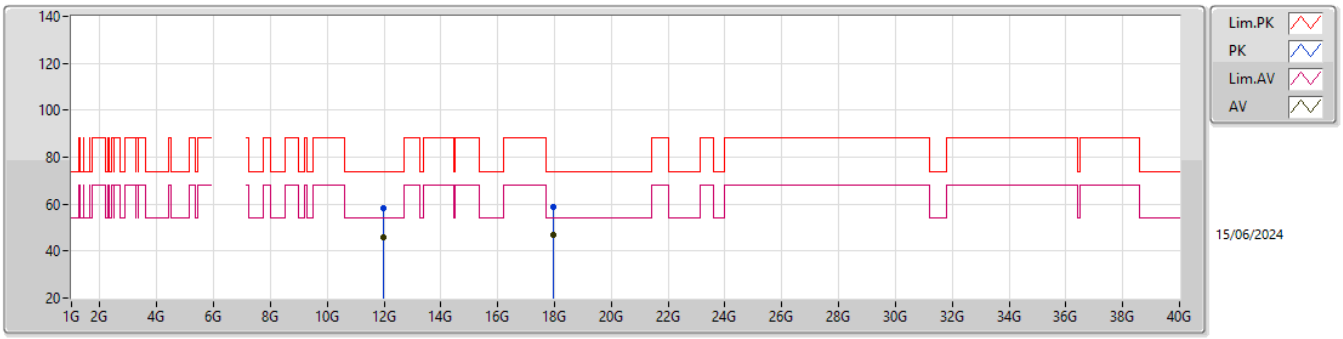

EUT Y_2TX
Setting -6/19.75
06-K-S-4

Type	Freq	Level	Limit	Margin	Raw	Dist	Condition	Azimuth	Height	Comment	AF	CL	PA
	(Hz)	(dBuV/m)	(dBuV/m)	(dB)	(dBuV)	(m)		(°)	(m)		(dB)	(dB)	(dB)
PK	11.97006G	58.13	74.00	-15.87	51.32	3	Horizontal	329	1.72	-	38.92	10.80	42.91
AV	11.97007G	46.06	54.00	-7.94	39.25	3	Horizontal	329	1.72	-	38.92	10.80	42.91
PK	17.95491G	58.57	74.00	-15.43	36.14	3	Horizontal	179	1.53	-	50.37	13.55	41.49
AV	17.95529G	46.67	54.00	-7.33	24.22	3	Horizontal	179	1.53	-	50.39	13.55	41.49

5.925-6.425GHz_802.11be EHT80_Nss1,(MCS0),RU242+RU242 MRU 1_2TX

5985MHz_TX

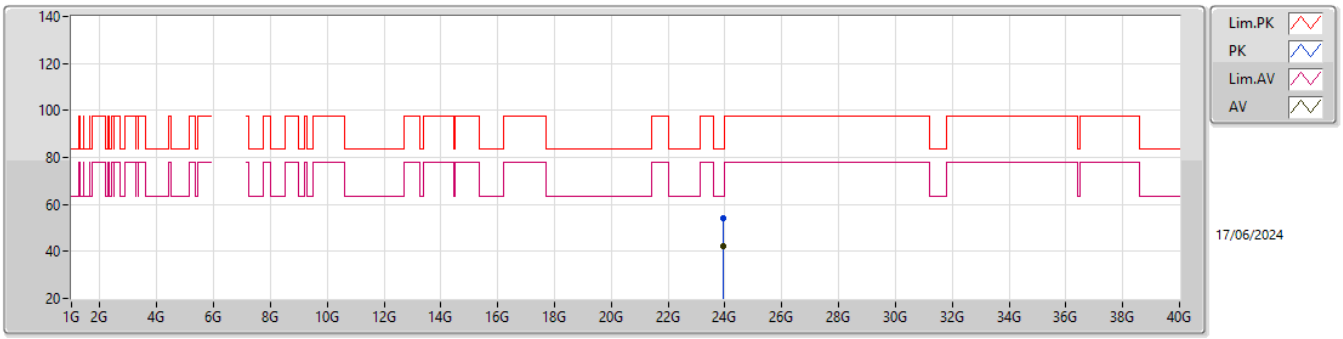

EUT Y_2TX
Setting -6/19.75
06-K-S-4

Type	Freq	Level	Limit	Margin	Raw	Dist	Condition	Azimuth	Height	Comment	AF	CL	PA
	(Hz)	(dBuV/m)	(dBuV/m)	(dB)	(dBuV)	(m)		(°)	(m)		(dB)	(dB)	(dB)
PK	23.94043G	54.25	83.54	-29.29	45.11	1	Vertical	230	2.82	-	38.88	17.38	47.12
AV	23.93973G	42.46	63.54	-21.08	33.32	1	Vertical	230	2.82	-	38.88	17.38	47.12

5.925-6.425GHz_802.11be EHT80_Nss1,(MCS0),RU242+RU242 MRU 1_2TX

5985MHz_TX

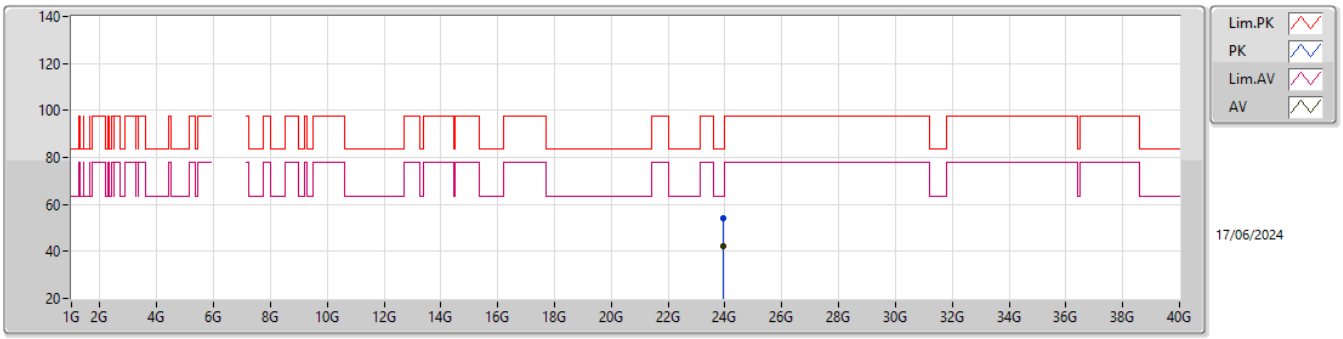

EUT Y_2TX
Setting -6/19.75
06-K-S-4

Type	Freq	Level	Limit	Margin	Raw	Dist	Condition	Azimuth	Height	Comment	AF	CL	PA
	(Hz)	(dBuV/m)	(dBuV/m)	(dB)	(dBuV)	(m)		(°)	(m)		(dB)	(dB)	(dB)
PK	23.93994G	53.97	83.54	-29.57	44.83	1	Horizontal	162	1.19	-	38.88	17.38	47.12
AV	23.93983G	42.29	63.54	-21.25	33.15	1	Horizontal	162	1.19	-	38.88	17.38	47.12

6.875-7.125GHz_802.11be EHT80_Nss1,(MCS0),RU484+RU242 MRU 3_2TX

7025MHz_TX

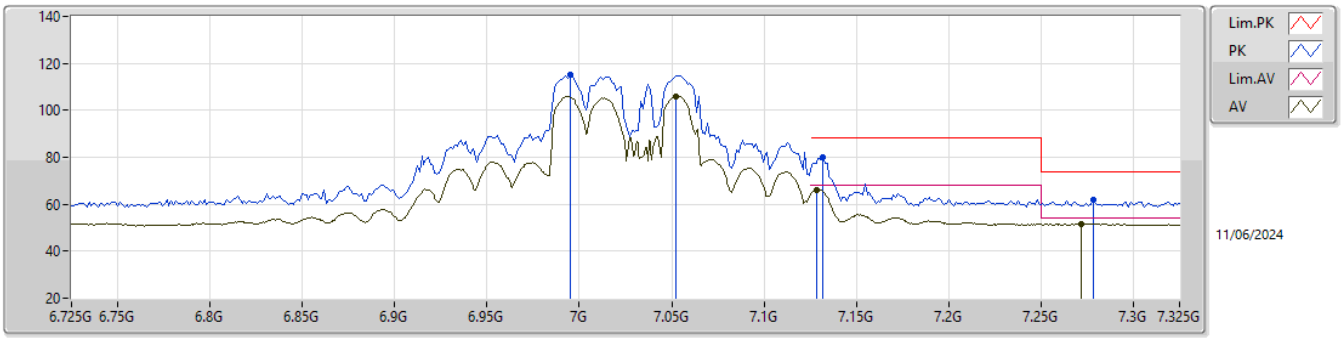

EUT Y_2TX
Setting -5/20.75
06-D-S-4-10

Type	Freq	Level	Limit	Margin	Raw	Dist	Condition	Azimuth	Height	Comment	AF	CL	PA
	(Hz)	(dBuV/m)	(dBuV/m)	(dB)	(dBuV)	(m)		(°)	(m)		(dB)	(dB)	(dB)
PK	6.995G	115.20	Inf	-Inf	103.71	3	Vertical	327	1.82	-	35.48	8.15	32.14
RMS	7.0526G	106.00	Inf	-Inf	94.22	3	Vertical	327	1.82	-	35.81	8.20	32.23
PK	7.1318G	80.01	88.20	-8.19	67.89	3	Vertical	327	1.82	-	36.19	8.28	32.35
RMS	7.1282G	66.27	68.20	-1.93	54.17	3	Vertical	327	1.82	-	36.17	8.27	32.34
PK	7.2782G	61.93	74.00	-12.07	49.51	3	Vertical	327	1.82	-	36.64	8.34	32.56
AV	7.2716G	51.55	54.00	-2.45	39.10	3	Vertical	327	1.82	-	36.66	8.34	32.55

6.875-7.125GHz_802.11be EHT80_Nss1,(MCS0),RU484+RU242 MRU 3_2TX

7025MHz_TX

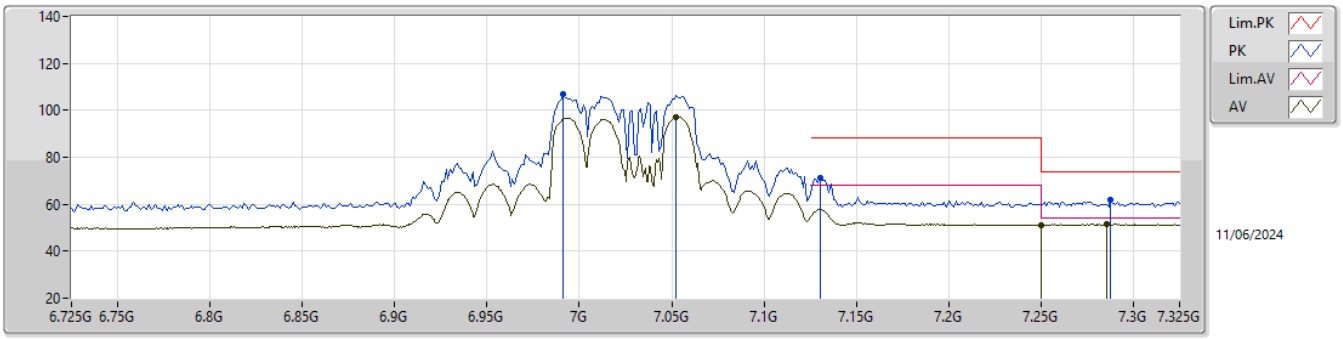

EUT Y_2TX
Setting -5/20.75
06-D-S-4-10

Type	Freq	Level	Limit	Margin	Raw	Dist	Condition	Azimuth	Height	Comment	AF	CL	PA
	(Hz)	(dBuV/m)	(dBuV/m)	(dB)	(dBuV)	(m)		(°)	(m)		(dB)	(dB)	(dB)
PK	6.9914G	107.03	Inf	-Inf	95.55	3	Horizontal	5	2.00	-	35.47	8.14	32.13
RMS	7.0526G	97.25	Inf	-Inf	85.47	3	Horizontal	5	2.00	-	35.81	8.20	32.23
PK	7.1306G	70.95	88.20	-17.25	58.85	3	Horizontal	5	2.00	-	36.18	8.27	32.35
AV	7.25G	51.17	54.00	-2.83	38.65	3	Horizontal	5	2.00	-	36.70	8.34	32.52
PK	7.2878G	61.72	74.00	-12.28	49.33	3	Horizontal	5	2.00	-	36.62	8.34	32.57
AV	7.2854G	51.43	54.00	-2.57	39.03	3	Horizontal	5	2.00	-	36.63	8.34	32.57

6.875-7.125GHz_802.11be EHT80_Nss1,(MCS0),RU484+RU242 MRU 3_2TX

7025MHz_TX

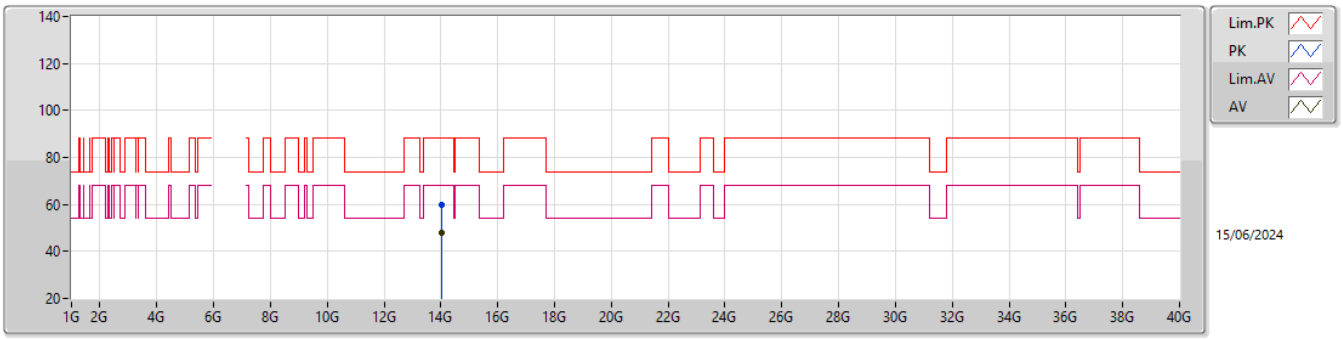

EUT Y_2TX
Setting -5/20.75
06-K-S-4

Type	Freq	Level	Limit	Margin	Raw	Dist	Condition	Azimuth	Height	Comment	AF	CL	PA
	(Hz)	(dBuV/m)	(dBuV/m)	(dB)	(dBuV)	(m)		(°)	(m)		(dB)	(dB)	(dB)
PK	14.04977G	59.86	88.20	-28.34	50.09	3	Vertical	288	2.04	-	40.90	11.74	42.87
RMS	14.04968G	48.06	68.20	-20.14	38.29	3	Vertical	288	2.04	-	40.90	11.74	42.87

6.875-7.125GHz_802.11be EHT80_Nss1,(MCS0),RU484+RU242 MRU 3_2TX

7025MHz_TX

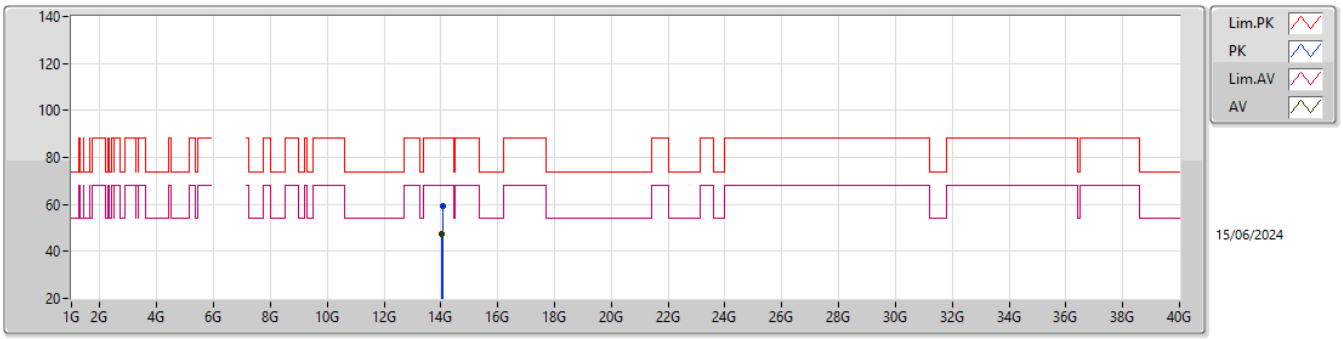

EUT Y_2TX
Setting -5/20.75
06-K-S-4

Type	Freq	Level	Limit	Margin	Raw	Dist	Condition	Azimuth	Height	Comment	AF	CL	PA
	(Hz)	(dBuV/m)	(dBuV/m)	(dB)	(dBuV)	(m)		(°)	(m)		(dB)	(dB)	(dB)
PK	14.05045G	59.33	88.20	-28.87	49.56	3	Horizontal	240	2.61	-	40.90	11.74	42.87
RMS	14.04967G	47.40	68.20	-20.80	37.63	3	Horizontal	240	2.61	-	40.90	11.74	42.87

6.875-7.125GHz_802.11be EHT80_Nss1,(MCS0),RU484+RU242 MRU 3_2TX

7025MHz_TX

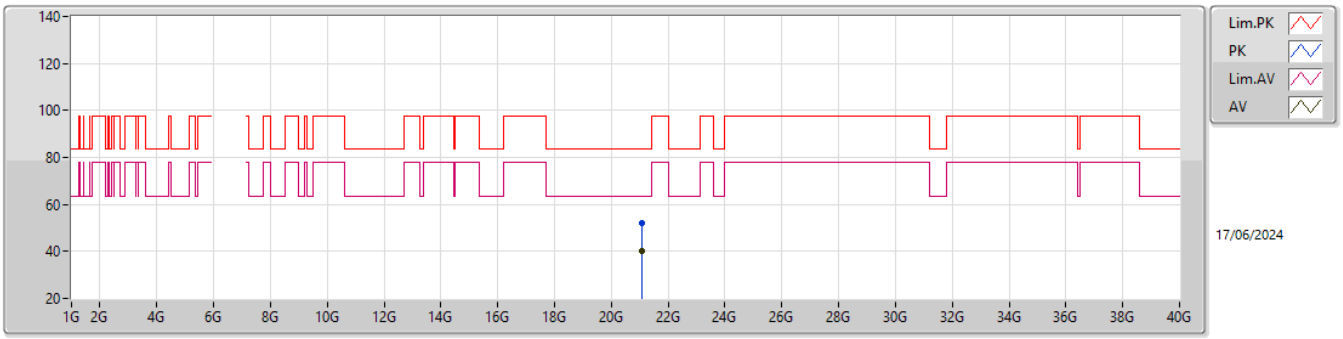

EUT Y_2TX
Setting -5/20.75
06-K-S-4

Type	Freq	Level	Limit	Margin	Raw	Dist	Condition	Azimuth	Height	Comment	AF	CL	PA
	(Hz)	(dBuV/m)	(dBuV/m)	(dB)	(dBuV)	(m)		(°)	(m)		(dB)	(dB)	(dB)
PK	21.07534G	52.05	83.54	-31.49	46.61	1	Vertical	256	1.89	-	38.25	16.06	48.87
AV	21.07528G	39.97	63.54	-23.57	34.53	1	Vertical	256	1.89	-	38.25	16.06	48.87

6.875-7.125GHz_802.11be EHT80_Nss1,(MCS0),RU484+RU242 MRU 3_2TX

7025MHz_TX

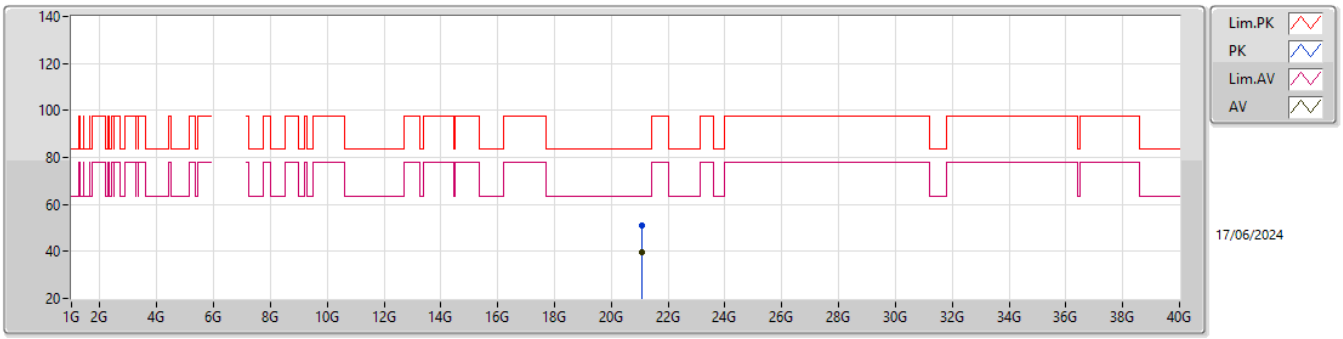

EUT Y_2TX
Setting -5/20.75
06-K-S-4

Type	Freq	Level	Limit	Margin	Raw	Dist	Condition	Azimuth	Height	Comment	AF	CL	PA
	(Hz)	(dBuV/m)	(dBuV/m)	(dB)	(dBuV)	(m)		(°)	(m)		(dB)	(dB)	(dB)
PK	21.07475G	51.10	83.54	-32.44	45.66	1	Horizontal	104	2.27	-	38.25	16.06	48.87
AV	21.07476G	39.74	63.54	-23.80	34.30	1	Horizontal	104	2.27	-	38.25	16.06	48.87

6.875-7.125GHz_802.11be EHT80_Nss1,(MCS0),RU242+RU242 MRU 1_2TX

7025MHz_TX

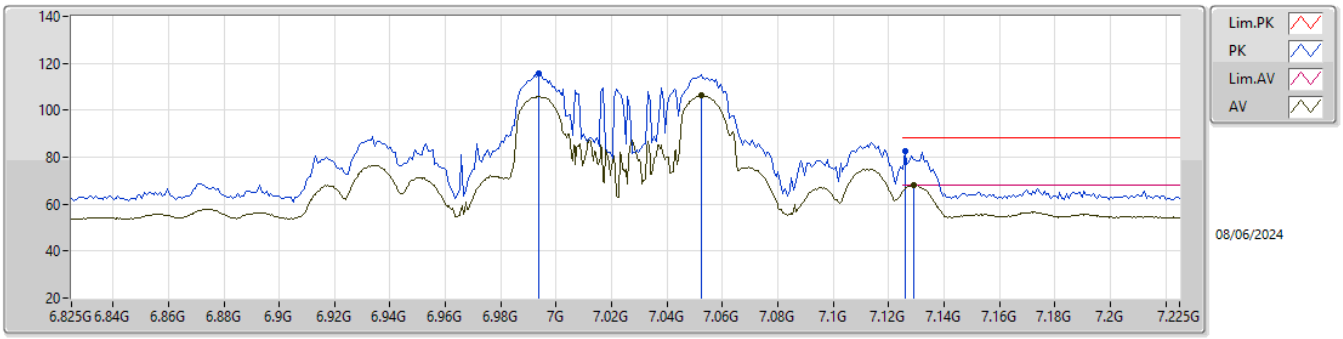

EUT Y_2TX
Setting -6.5/20.25
06-D-R-7-10

Type	Freq	Level	Limit	Margin	Raw	Dist	Condition	Azimuth	Height	Comment	AF	CL	PA
	(Hz)	(dBuV/m)	(dBuV/m)	(dB)	(dBuV)	(m)		(°)	(m)		(dB)	(dB)	(dB)
PK	6.9938G	115.69	Inf	-Inf	104.21	3	Vertical	327	2.00	-	35.48	8.14	32.14
RMS	7.0526G	106.27	Inf	-Inf	94.49	3	Vertical	327	2.00	-	35.81	8.20	32.23
PK	7.1258G	82.63	88.20	-5.57	70.55	3	Vertical	327	2.00	-	36.15	8.27	32.34
RMS	7.129G	68.15	68.20	-0.05	56.05	3	Vertical	327	2.00	-	36.17	8.27	32.34

6.875-7.125GHz_802.11be EHT80_Nss1,(MCS0),RU242+RU242 MRU 1_2TX

7025MHz_TX

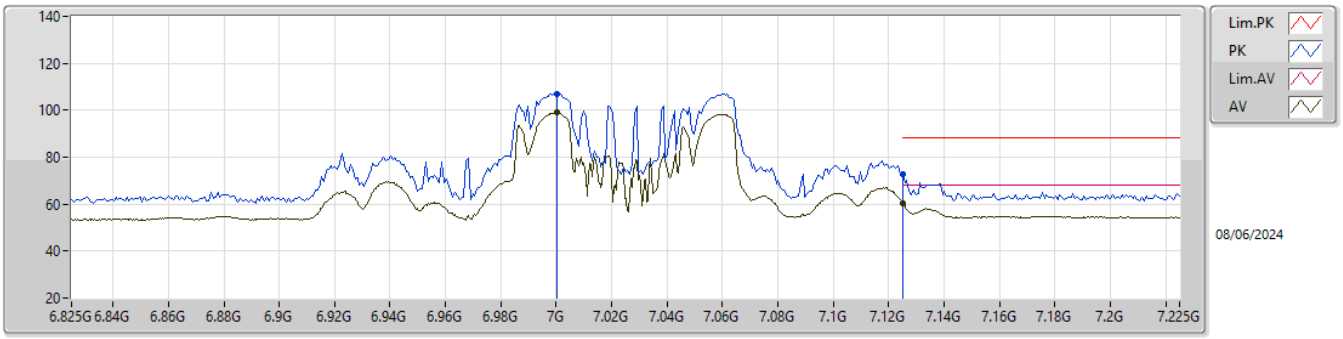

EUT Y_2TX
Setting -6.5/20.25
06-D-R-7-10

Type	Freq	Level	Limit	Margin	Raw	Dist	Condition	Azimuth	Height	Comment	AF	CL	PA
	(Hz)	(dBuV/m)	(dBuV/m)	(dB)	(dBuV)	(m)		(°)	(m)		(dB)	(dB)	(dB)
PK	7.0002G	107.13	Inf	-Inf	95.64	3	Horizontal	11	1.50	-	35.50	8.15	32.16
RMS	7.0002G	98.95	Inf	-Inf	87.46	3	Horizontal	11	1.50	-	35.50	8.15	32.16
PK	7.125G	72.89	88.20	-15.31	60.81	3	Horizontal	11	1.50	-	36.15	8.27	32.34
RMS	7.125G	60.21	68.20	-7.99	48.13	3	Horizontal	11	1.50	-	36.15	8.27	32.34

6.875-7.125GHz_802.11be EHT80_Nss1,(MCS0),RU242+RU242 MRU 1_2TX

7025MHz_TX

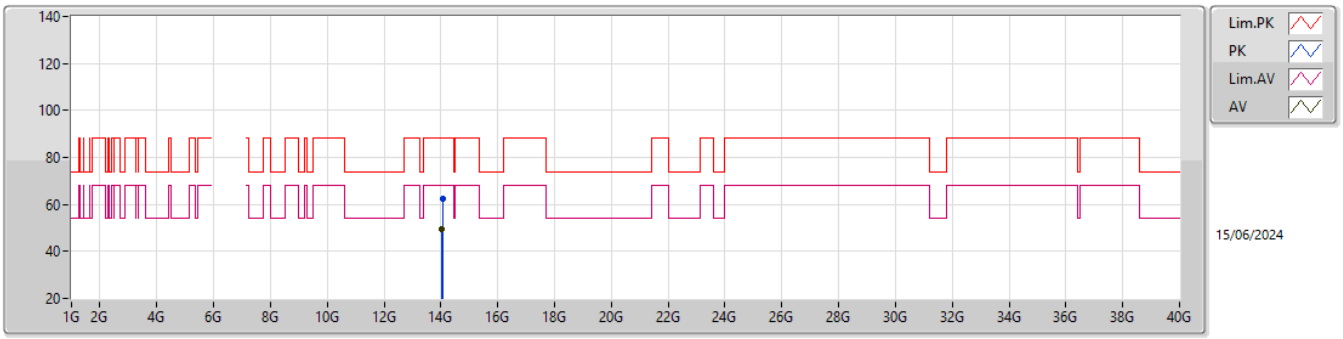

EUT Y_2TX
Setting -6.5/20.25
06-K-S-4

Type	Freq	Level	Limit	Margin	Raw	Dist	Condition	Azimuth	Height	Comment	AF	CL	PA
	(Hz)	(dBuV/m)	(dBuV/m)	(dB)	(dBuV)	(m)		(°)	(m)		(dB)	(dB)	(dB)
PK	14.04986G	62.51	88.20	-25.69	52.74	3	Vertical	315	1.18	-	40.90	11.74	42.87
RMS	14.04959G	49.57	68.20	-18.63	39.80	3	Vertical	315	1.18	-	40.90	11.74	42.87

6.875-7.125GHz_802.11be EHT80_Nss1,(MCS0),RU242+RU242 MRU 1_2TX

7025MHz_TX

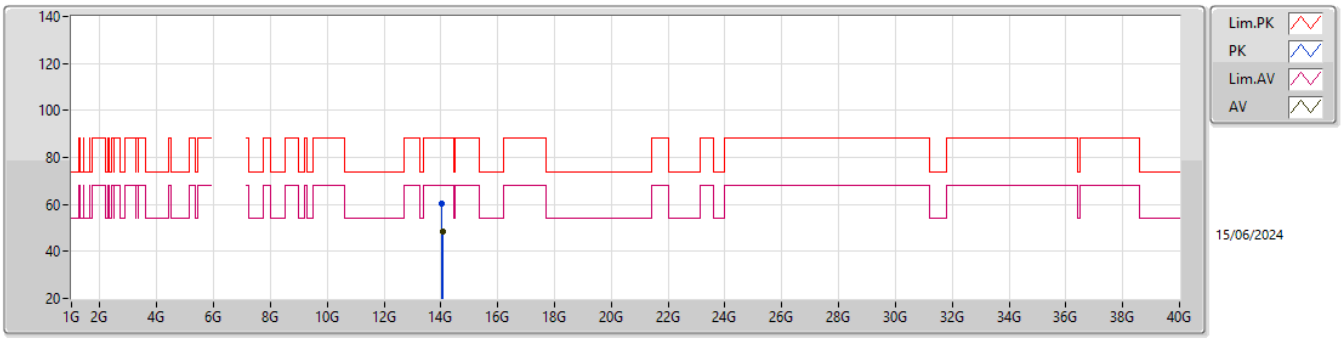

EUT Y_2TX
Setting -6.5/20.25
06-K-S-4

Type	Freq	Level	Limit	Margin	Raw	Dist	Condition	Azimuth	Height	Comment	AF	CL	PA
	(Hz)	(dBuV/m)	(dBuV/m)	(dB)	(dBuV)	(m)		(°)	(m)		(dB)	(dB)	(dB)
PK	14.04958G	60.54	88.20	-27.66	50.77	3	Horizontal	203	2.10	-	40.90	11.74	42.87
RMS	14.05G	48.64	68.20	-19.56	38.87	3	Horizontal	203	2.10	-	40.90	11.74	42.87

6.875-7.125GHz_802.11be EHT80_Nss1,(MCS0),RU242+RU242 MRU 1_2TX

7025MHz_TX

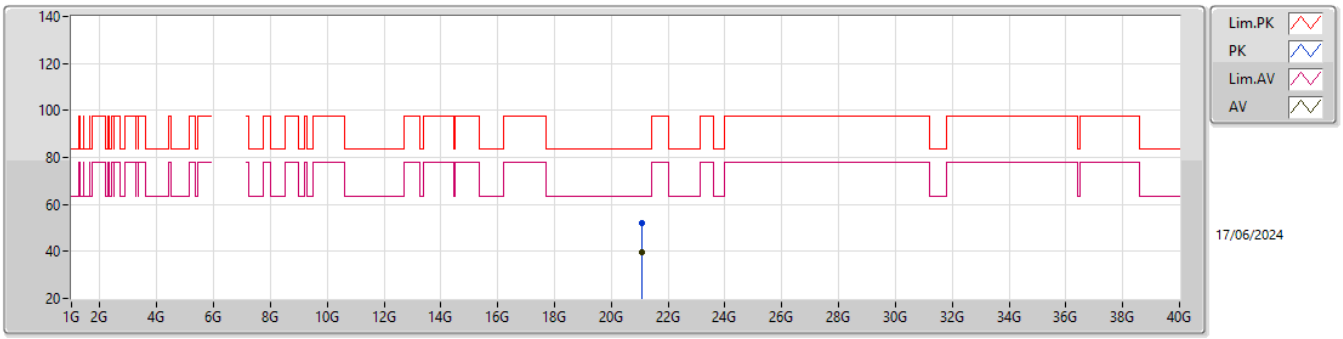

EUT Y_2TX
Setting -6.5/20.25
06-K-S-4

Type	Freq	Level	Limit	Margin	Raw	Dist	Condition	Azimuth	Height	Comment	AF	CL	PA
	(Hz)	(dBuV/m)	(dBuV/m)	(dB)	(dBuV)	(m)		(°)	(m)		(dB)	(dB)	(dB)
PK	21.07454G	52.09	83.54	-31.45	46.65	1	Vertical	236	2.34	-	38.25	16.06	48.87
AV	21.07482G	39.85	63.54	-23.69	34.41	1	Vertical	236	2.34	-	38.25	16.06	48.87

6.875-7.125GHz_802.11be EHT80_Nss1,(MCS0),RU242+RU242 MRU 1_2TX

7025MHz_TX

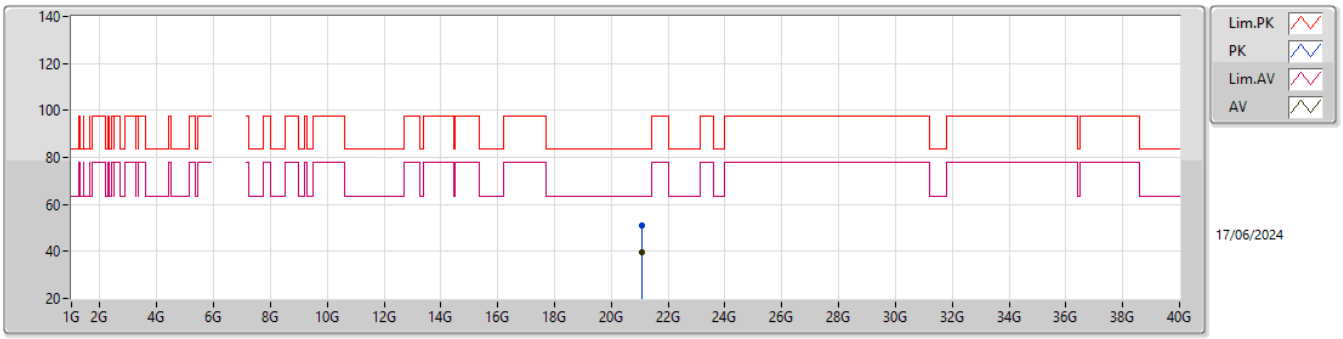

EUT Y_2TX
Setting -6.5/20.25
06-K-S-4

Type	Freq	Level	Limit	Margin	Raw	Dist	Condition	Azimuth	Height	Comment	AF	CL	PA
	(Hz)	(dBuV/m)	(dBuV/m)	(dB)	(dBuV)	(m)		(°)	(m)		(dB)	(dB)	(dB)
PK	21.07518G	50.91	83.54	-32.63	45.47	1	Horizontal	316	1.36	-	38.25	16.06	48.87
AV	21.07478G	39.74	63.54	-23.80	34.30	1	Horizontal	316	1.36	-	38.25	16.06	48.87

5.925-6.425GHz_802.11be EHT160_Nss1,(MCS0),RU996+RU484 MRU 2_2TX

6025MHz_TX

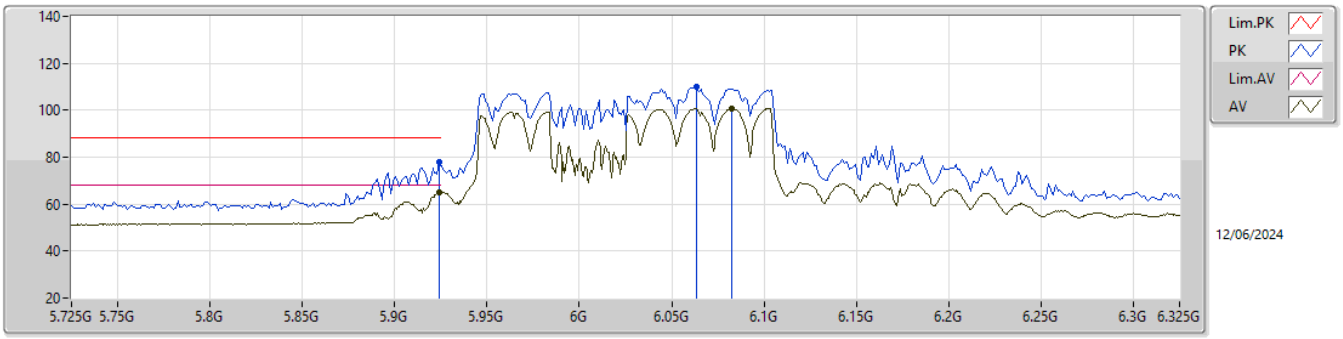

EUT Y_2TX
Setting 0.5/19
06-K-S-4-10

Type	Freq	Level	Limit	Margin	Raw	Dist	Condition	Azimuth	Height	Comment	AF	CL	PA
	(Hz)	(dBuV/m)	(dBuV/m)	(dB)	(dBuV)	(m)		(°)	(m)		(dB)	(dB)	(dB)
PK	5.9242G	77.99	88.20	-10.21	69.60	3	Vertical	65	1.80	-	32.55	7.44	31.60
RMS	5.9242G	64.94	68.20	-3.26	56.55	3	Vertical	65	1.80	-	32.55	7.44	31.60
PK	6.0634G	110.01	Inf	-Inf	101.36	3	Vertical	65	1.80	-	32.60	7.52	31.47
RMS	6.0826G	100.83	Inf	-Inf	92.12	3	Vertical	65	1.80	-	32.60	7.54	31.43

5.925-6.425GHz_802.11be EHT160_Nss1,(MCS0),RU996+RU484 MRU 2_2TX

6025MHz_TX

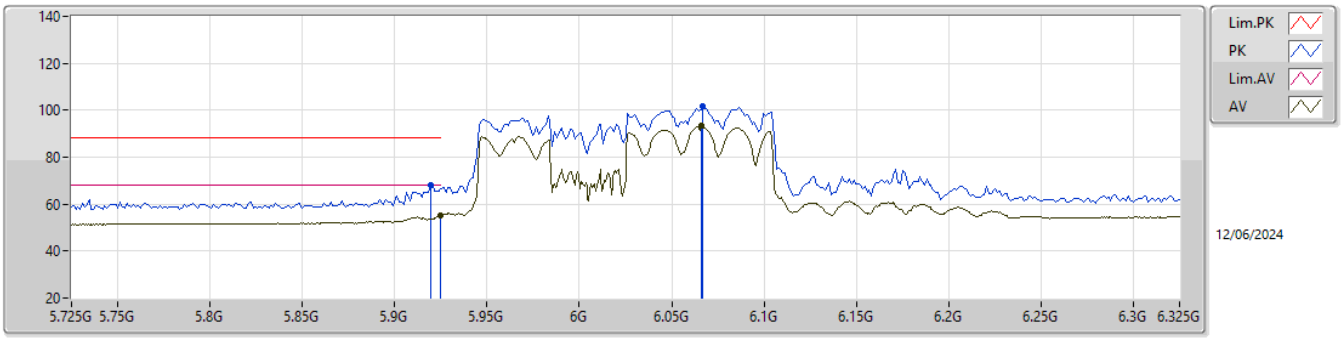

EUT Y_2TX
Setting 0.5/19
06-K-S-4-10

Type	Freq	Level	Limit	Margin	Raw	Dist	Condition	Azimuth	Height	Comment	AF	CL	PA
	(Hz)	(dBuV/m)	(dBuV/m)	(dB)	(dBuV)	(m)		(°)	(m)		(dB)	(dB)	(dB)
PK	5.9194G	68.30	88.20	-19.90	59.92	3	Horizontal	60	1.28	-	32.54	7.44	31.60
RMS	5.9248G	55.23	68.20	-12.97	46.84	3	Horizontal	60	1.28	-	32.55	7.44	31.60
PK	6.067G	101.98	Inf	-Inf	93.32	3	Horizontal	60	1.28	-	32.60	7.52	31.46
RMS	6.0664G	93.21	Inf	-Inf	84.55	3	Horizontal	60	1.28	-	32.60	7.52	31.46

5.925-6.425GHz_802.11be EHT160_Nss1,(MCS0),RU996+RU484 MRU 2_2TX

6025MHz_TX

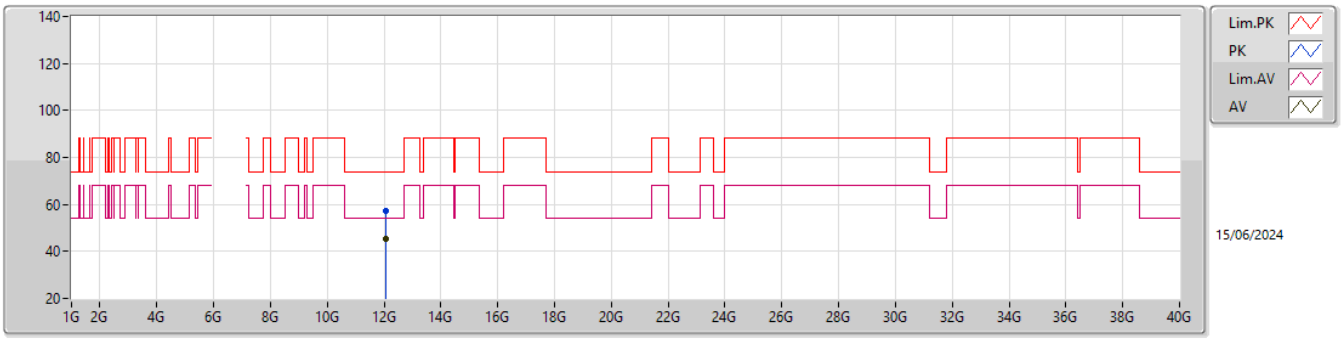

EUT Y_2TX
Setting 0.5/19
06-K-S-4

Type	Freq	Level	Limit	Margin	Raw	Dist	Condition	Azimuth	Height	Comment	AF	CL	PA
	(Hz)	(dBuV/m)	(dBuV/m)	(dB)	(dBuV)	(m)		(°)	(m)		(dB)	(dB)	(dB)
PK	12.05035G	57.13	74.00	-16.87	50.01	3	Vertical	54	1.08	-	39.20	10.83	42.91
AV	12.05046G	45.25	54.00	-8.75	38.13	3	Vertical	54	1.08	-	39.20	10.83	42.91

5.925-6.425GHz_802.11be EHT160_Nss1,(MCS0),RU996+RU484 MRU 2_2TX

6025MHz_TX

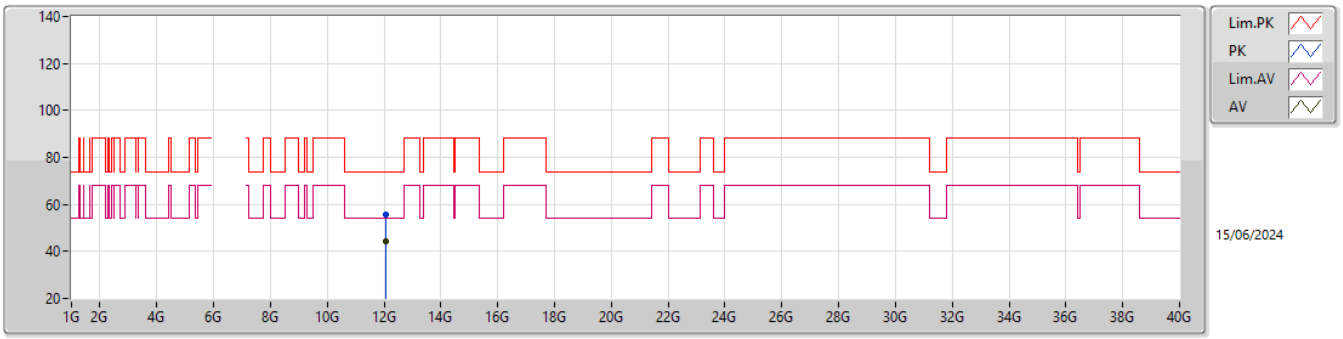

EUT Y_2TX
Setting 0.5/19
06-K-S-4

Type	Freq	Level	Limit	Margin	Raw	Dist	Condition	Azimuth	Height	Comment	AF	CL	PA
	(Hz)	(dBuV/m)	(dBuV/m)	(dB)	(dBuV)	(m)		(°)	(m)		(dB)	(dB)	(dB)
PK	12.05032G	55.90	74.00	-18.10	48.78	3	Horizontal	27	2.99	-	39.20	10.83	42.91
AV	12.05017G	44.12	54.00	-9.88	37.00	3	Horizontal	27	2.99	-	39.20	10.83	42.91

5.925-6.425GHz_802.11be EHT160_Nss1,(MCS0),RU996+RU484 MRU 2_2TX

6025MHz_TX

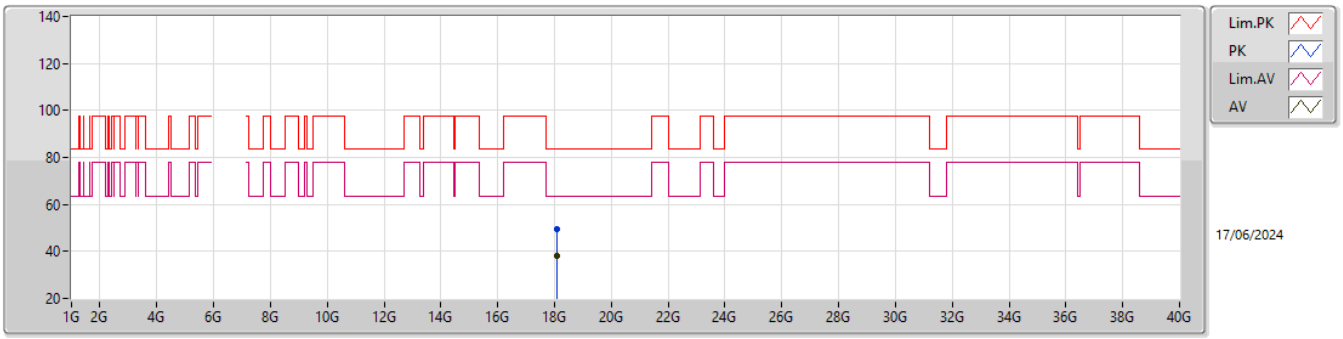

EUT Y_2TX
Setting 0.5/19
06-K-S-4

Type	Freq	Level	Limit	Margin	Raw	Dist	Condition	Azimuth	Height	Comment	AF	CL	PA
	(Hz)	(dBuV/m)	(dBuV/m)	(dB)	(dBuV)	(m)		(°)	(m)		(dB)	(dB)	(dB)
PK	18.07462G	49.62	83.54	-33.92	46.30	1	Vertical	331	2.42	-	37.50	15.30	49.48
AV	18.07458G	38.32	63.54	-25.22	35.00	1	Vertical	331	2.42	-	37.50	15.30	49.48

5.925-6.425GHz_802.11be EHT160_Nss1,(MCS0),RU996+RU484 MRU 2_2TX

6025MHz_TX

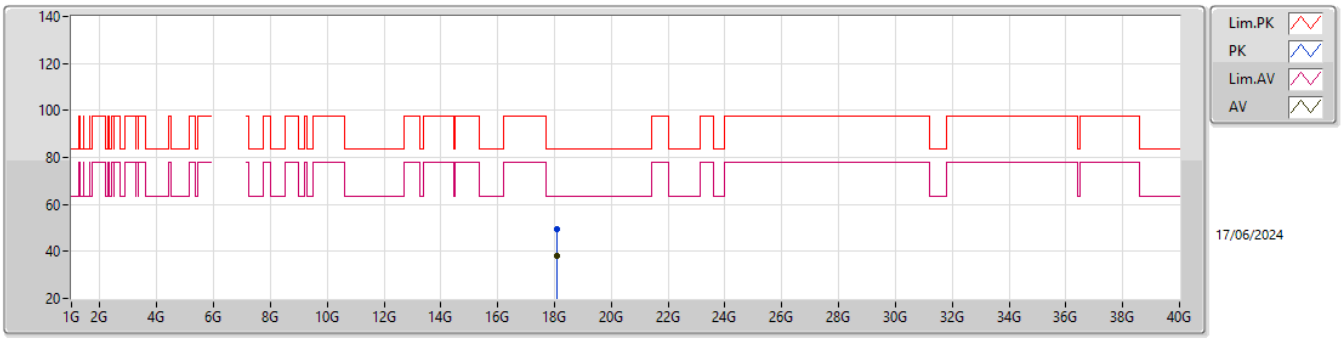

EUT Y_2TX
Setting 0.5/19
06-K-S-4

Type	Freq	Level	Limit	Margin	Raw	Dist	Condition	Azimuth	Height	Comment	AF	CL	PA
	(Hz)	(dBuV/m)	(dBuV/m)	(dB)	(dBuV)	(m)		(°)	(m)		(dB)	(dB)	(dB)
PK	18.07518G	49.48	83.54	-34.06	46.16	1	Horizontal	343	1.34	-	37.50	15.30	49.48
AV	18.0752G	38.22	63.54	-25.32	34.90	1	Horizontal	343	1.34	-	37.50	15.30	49.48

5.925-6.425GHz_802.11be EHT160_Nss1,(MCS0),RU726+RU242+RU242 MRU 1_2TX

6025MHz_TX

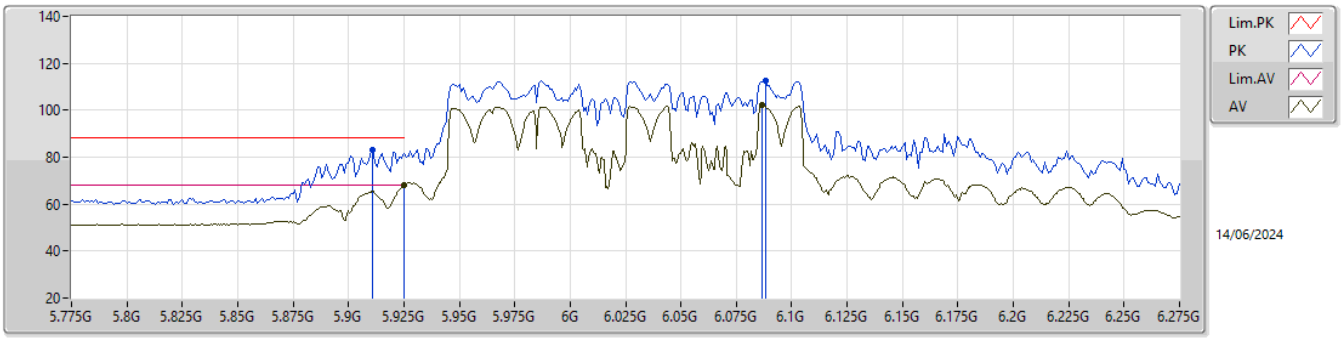

EUT Y_2TX
Setting -1/19.5
06-K-R-7-10

Type	Freq	Level	Limit	Margin	Raw	Dist	Condition	Azimuth	Height	Comment	AF	CL	PA
	(Hz)	(dBuV/m)	(dBuV/m)	(dB)	(dBuV)	(m)		(°)	(m)		(dB)	(dB)	(dB)
PK	5.911G	82.92	88.20	-5.28	74.57	3	Vertical	65	1.39	-	32.52	7.43	31.60
RMS	5.925G	67.92	68.20	-0.28	59.53	3	Vertical	65	1.39	-	32.55	7.44	31.60
PK	6.088G	112.54	Inf	-Inf	103.82	3	Vertical	65	1.39	-	32.60	7.54	31.42
RMS	6.0865G	102.25	Inf	-Inf	93.53	3	Vertical	65	1.39	-	32.60	7.54	31.42

5.925-6.425GHz_802.11be EHT160_Nss1,(MCS0),RU726+RU242+RU242 MRU 1_2TX

6025MHz_TX

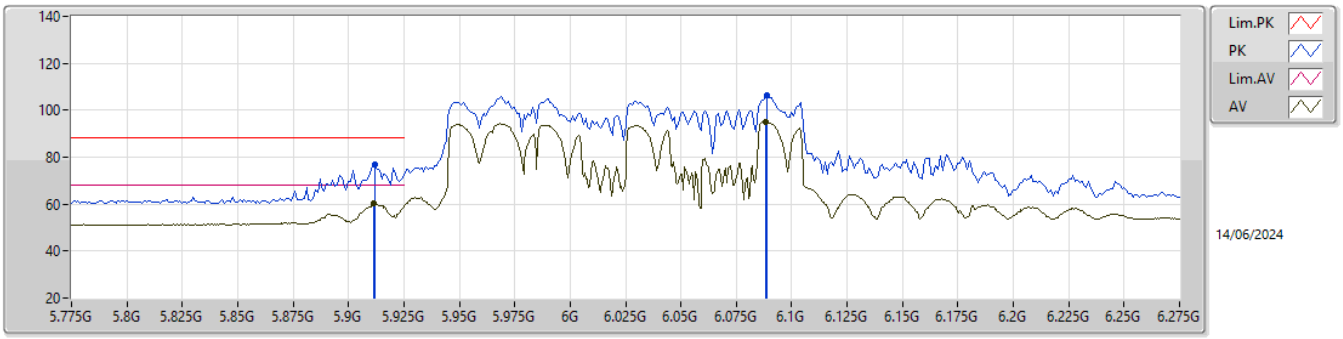

EUT Y_2TX
Setting -1/19.5
06-K-R-7-10

Type	Freq	Level	Limit	Margin	Raw	Dist	Condition	Azimuth	Height	Comment	AF	CL	PA
	(Hz)	(dBuV/m)	(dBuV/m)	(dB)	(dBuV)	(m)		(°)	(m)		(dB)	(dB)	(dB)
PK	5.912G	76.94	88.20	-11.26	68.59	3	Horizontal	303	3.00	-	32.52	7.43	31.60
RMS	5.9115G	60.11	68.20	-8.09	51.76	3	Horizontal	303	3.00	-	32.52	7.43	31.60
PK	6.089G	106.25	Inf	-Inf	97.52	3	Horizontal	303	3.00	-	32.60	7.54	31.41
RMS	6.0885G	95.13	Inf	-Inf	86.41	3	Horizontal	303	3.00	-	32.60	7.54	31.42

5.925-6.425GHz_802.11be EHT160_Nss1,(MCS0),RU726+RU242+RU242 MRU 1_2TX

6025MHz_TX

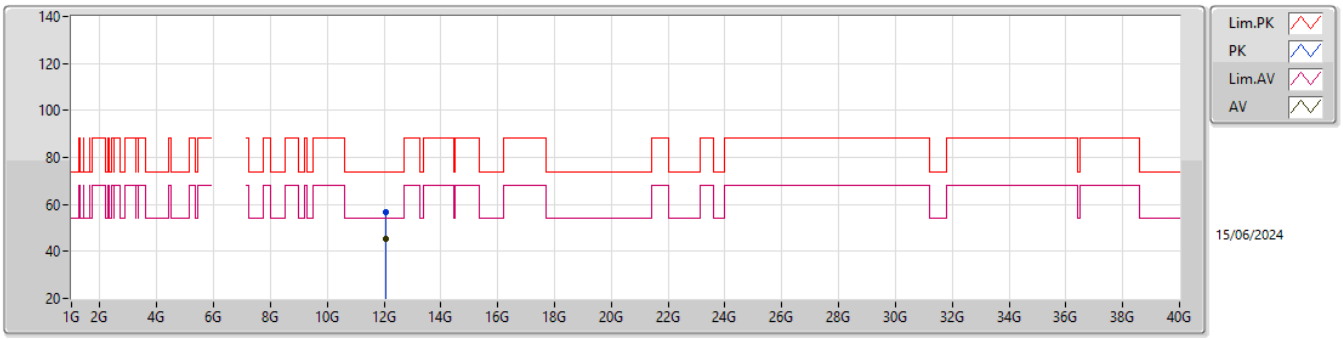

EUT Y_2TX
Setting -1/19.5
06-K-S-4

Type	Freq	Level	Limit	Margin	Raw	Dist	Condition	Azimuth	Height	Comment	AF	CL	PA
	(Hz)	(dBuV/m)	(dBuV/m)	(dB)	(dBuV)	(m)		(°)	(m)		(dB)	(dB)	(dB)
PK	12.04978G	56.80	74.00	-17.20	49.68	3	Vertical	35	2.45	-	39.20	10.83	42.91
AV	12.05045G	45.19	54.00	-8.81	38.07	3	Vertical	35	2.45	-	39.20	10.83	42.91

5.925-6.425GHz_802.11be EHT160_Nss1,(MCS0),RU726+RU242+RU242 MRU 1_2TX

6025MHz_TX

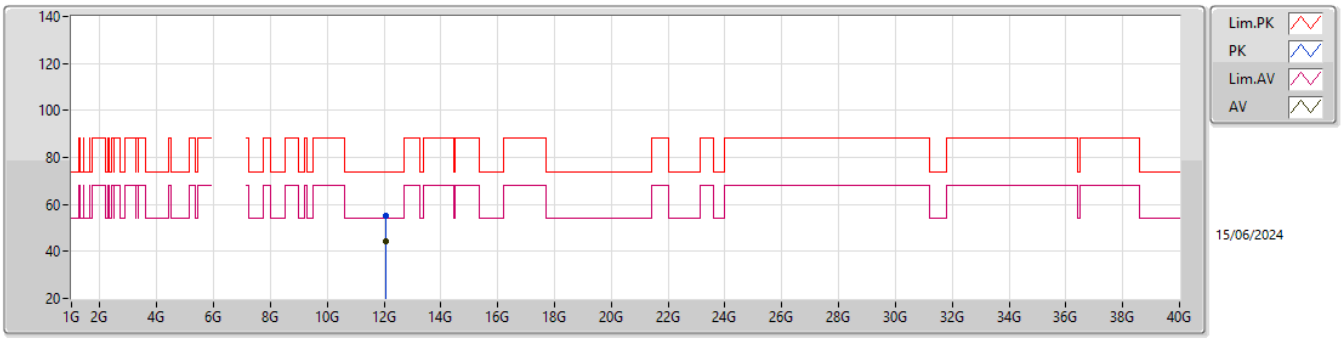

EUT Y_2TX
Setting -1/19.5
06-K-S-4

Type	Freq	Level	Limit	Margin	Raw	Dist	Condition	Azimuth	Height	Comment	AF	CL	PA
	(Hz)	(dBuV/m)	(dBuV/m)	(dB)	(dBuV)	(m)		(°)	(m)		(dB)	(dB)	(dB)
PK	12.04979G	55.43	74.00	-18.57	48.31	3	Horizontal	236	1.07	-	39.20	10.83	42.91
AV	12.05017G	44.15	54.00	-9.85	37.03	3	Horizontal	236	1.07	-	39.20	10.83	42.91

5.925-6.425GHz_802.11be EHT160_Nss1,(MCS0),RU726+RU242+RU242 MRU 1_2TX

6025MHz_TX

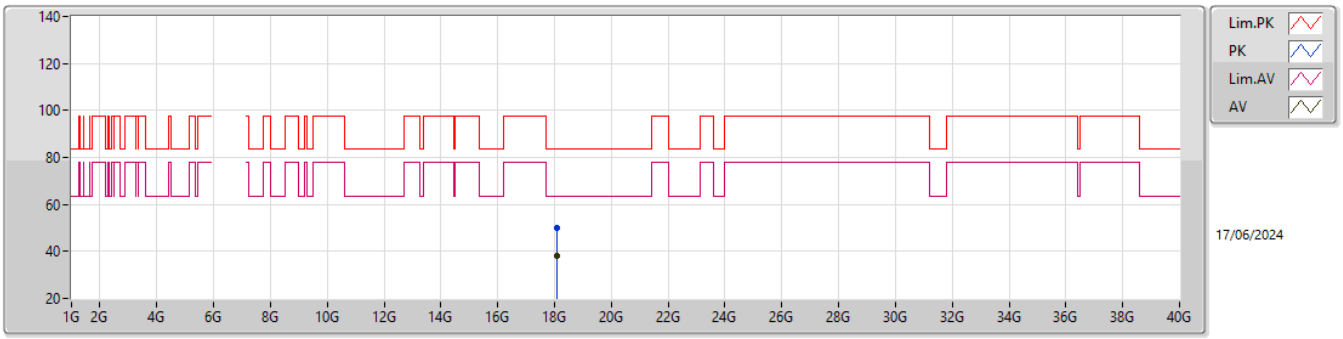

EUT Y_2TX
Setting -1/19.5
06-K-S-4

Type	Freq	Level	Limit	Margin	Raw	Dist	Condition	Azimuth	Height	Comment	AF	CL	PA
	(Hz)	(dBuV/m)	(dBuV/m)	(dB)	(dBuV)	(m)		(°)	(m)		(dB)	(dB)	(dB)
PK	18.07456G	49.83	83.54	-33.71	46.51	1	Vertical	238	1.86	-	37.50	15.30	49.48
AV	18.07549G	38.21	63.54	-25.33	34.89	1	Vertical	238	1.86	-	37.50	15.30	49.48

5.925-6.425GHz_802.11be EHT160_Nss1,(MCS0),RU726+RU242+RU242 MRU 1_2TX

6025MHz_TX

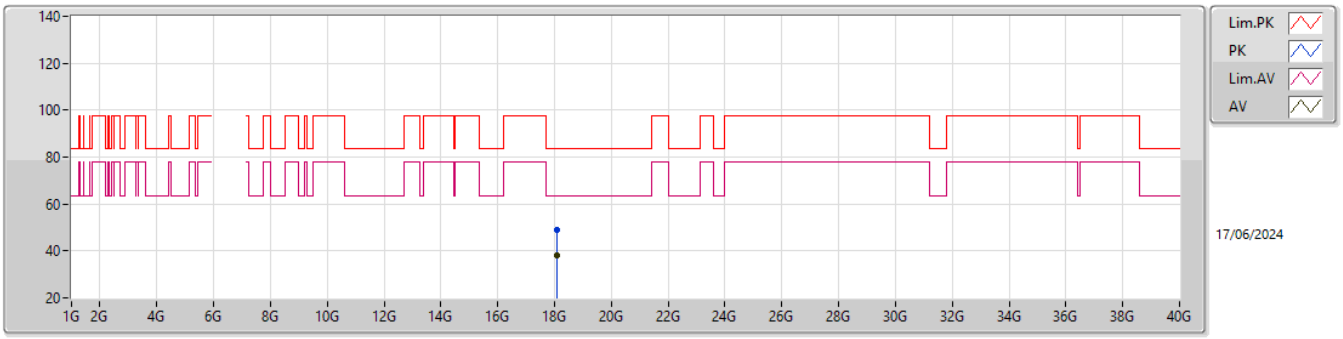

EUT Y_2TX
Setting -1/19.5
06-K-S-4

Type	Freq	Level	Limit	Margin	Raw	Dist	Condition	Azimuth	Height	Comment	AF	CL	PA
	(Hz)	(dBuV/m)	(dBuV/m)	(dB)	(dBuV)	(m)		(°)	(m)		(dB)	(dB)	(dB)
PK	18.07541G	49.19	83.54	-34.35	45.87	1	Horizontal	182	2.12	-	37.50	15.30	49.48
AV	18.07467G	37.95	63.54	-25.59	34.63	1	Horizontal	182	2.12	-	37.50	15.30	49.48

5.925-6.425GHz_802.11be EHT160_Nss1,(MCS0),RU484+RU484 MRU 1_2TX

6025MHz_TX

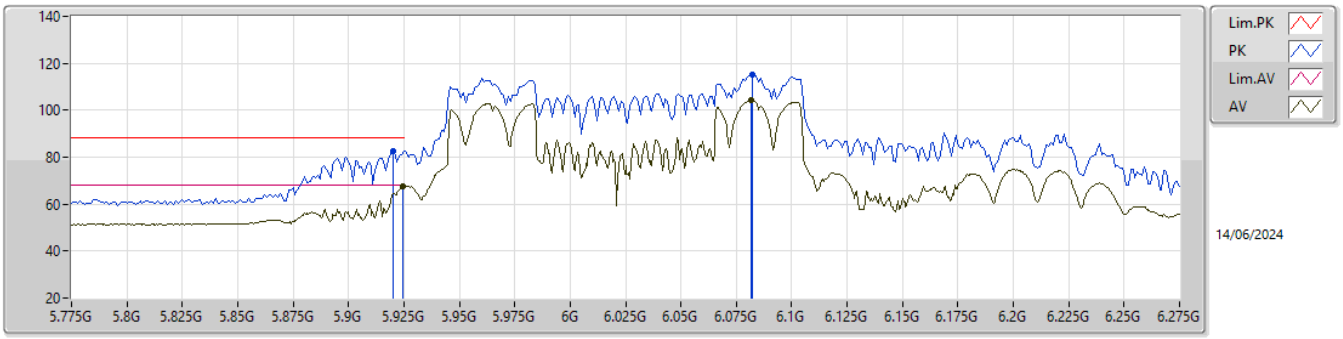

EUT Y_2TX
Setting -2.5/20
06-K-R-7-10

Type	Freq	Level	Limit	Margin	Raw	Dist	Condition	Azimuth	Height	Comment	AF	CL	PA
	(Hz)	(dBuV/m)	(dBuV/m)	(dB)	(dBuV)	(m)		(°)	(m)		(dB)	(dB)	(dB)
PK	5.92G	82.37	88.20	-5.83	73.99	3	Vertical	65	1.93	-	32.54	7.44	31.60
RMS	5.9245G	67.44	68.20	-0.76	59.05	3	Vertical	65	1.93	-	32.55	7.44	31.60
PK	6.082G	115.01	Inf	-Inf	106.30	3	Vertical	65	1.93	-	32.60	7.54	31.43
RMS	6.0815G	104.22	Inf	-Inf	95.51	3	Vertical	65	1.93	-	32.60	7.54	31.43

5.925-6.425GHz_802.11be EHT160_Nss1,(MCS0),RU484+RU484 MRU 1_2TX

6025MHz_TX

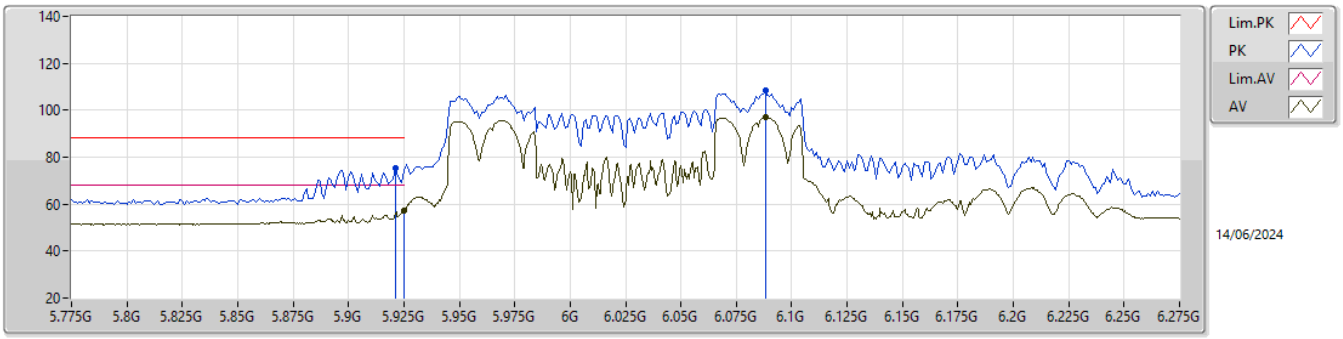

EUT Y_2TX
Setting -2.5/20
06-K-R-7-10

Type	Freq	Level	Limit	Margin	Raw	Dist	Condition	Azimuth	Height	Comment	AF	CL	PA
	(Hz)	(dBuV/m)	(dBuV/m)	(dB)	(dBuV)	(m)		(°)	(m)		(dB)	(dB)	(dB)
PK	5.921G	75.28	88.20	-12.92	66.90	3	Horizontal	304	2.98	-	32.54	7.44	31.60
RMS	5.925G	57.46	68.20	-10.74	49.07	3	Horizontal	304	2.98	-	32.55	7.44	31.60
PK	6.088G	108.20	Inf	-Inf	99.48	3	Horizontal	304	2.98	-	32.60	7.54	31.42
RMS	6.088G	96.96	Inf	-Inf	88.24	3	Horizontal	304	2.98	-	32.60	7.54	31.42

5.925-6.425GHz_802.11be EHT160_Nss1,(MCS0),RU484+RU484 MRU 1_2TX

6025MHz_TX

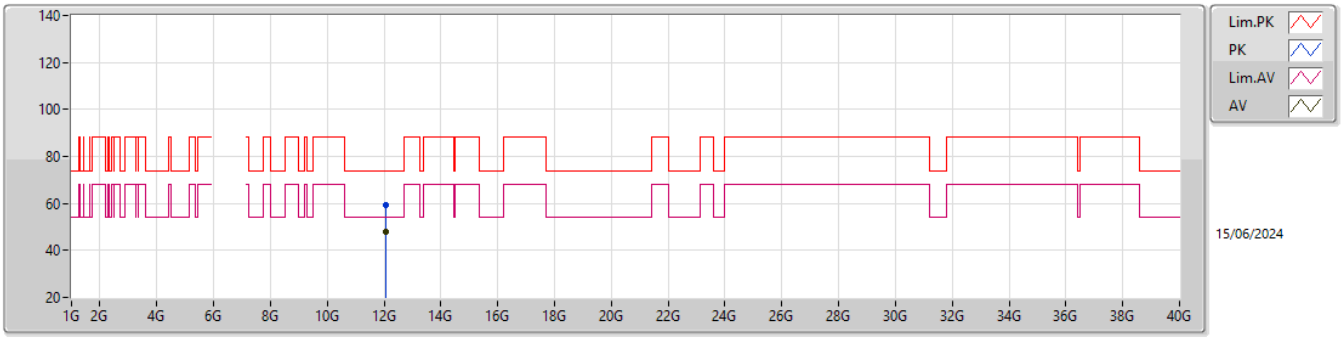

EUT Y_2TX
Setting -2.5/20
06-K-S-4

Type	Freq	Level	Limit	Margin	Raw	Dist	Condition	Azimuth	Height	Comment	AF	CL	PA
	(Hz)	(dBuV/m)	(dBuV/m)	(dB)	(dBuV)	(m)		(°)	(m)		(dB)	(dB)	(dB)
PK	12.05028G	59.08	74.00	-14.92	51.96	3	Vertical	334	2.12	-	39.20	10.83	42.91
AV	12.0496G	47.76	54.00	-6.24	40.64	3	Vertical	334	2.12	-	39.20	10.83	42.91

5.925-6.425GHz_802.11be EHT160_Nss1,(MCS0),RU484+RU484 MRU 1_2TX

6025MHz_TX

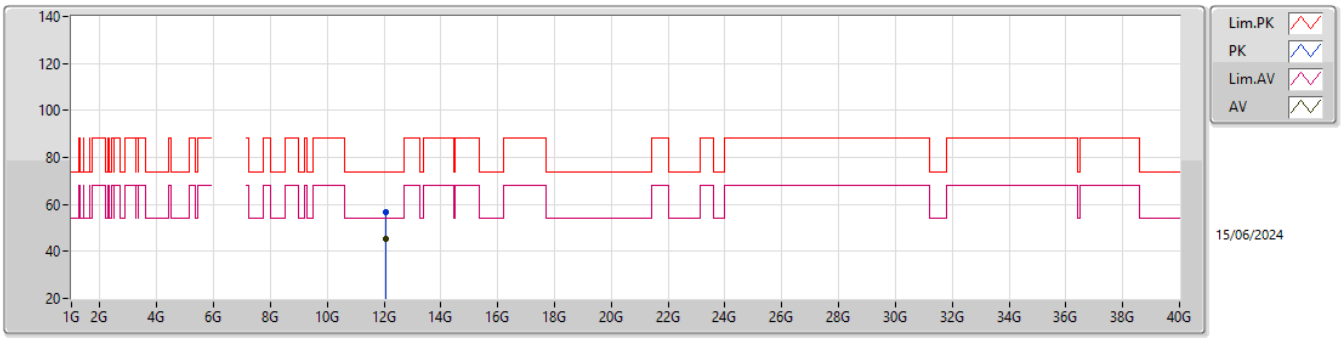

EUT Y_2TX
Setting -2.5/20
06-K-S-4

Type	Freq	Level	Limit	Margin	Raw	Dist	Condition	Azimuth	Height	Comment	AF	CL	PA
	(Hz)	(dBuV/m)	(dBuV/m)	(dB)	(dBuV)	(m)		(°)	(m)		(dB)	(dB)	(dB)
PK	12.04998G	56.97	74.00	-17.03	49.85	3	Horizontal	271	2.41	-	39.20	10.83	42.91
AV	12.05005G	45.39	54.00	-8.61	38.27	3	Horizontal	271	2.41	-	39.20	10.83	42.91

5.925-6.425GHz_802.11be EHT160_Nss1,(MCS0),RU484+RU484 MRU 1_2TX

6025MHz_TX

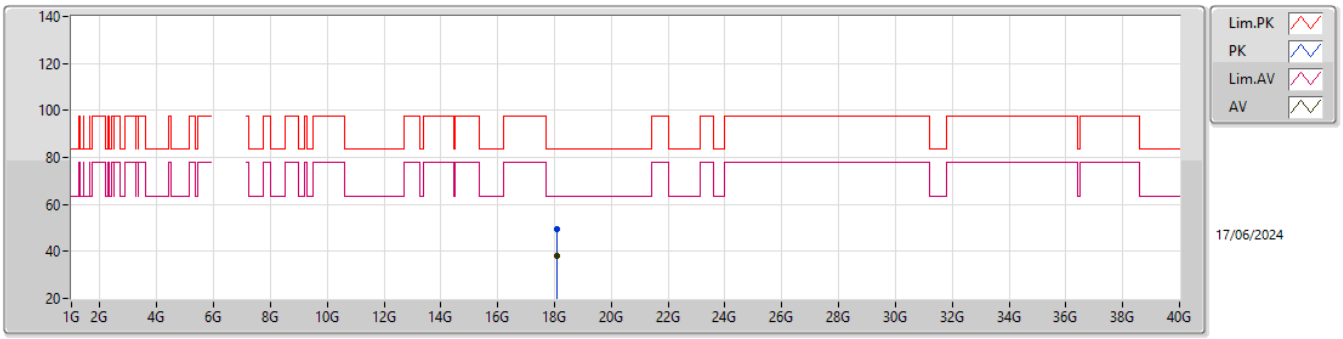

EUT Y_2TX
Setting -2.5/20
06-K-S-4

Type	Freq	Level	Limit	Margin	Raw	Dist	Condition	Azimuth	Height	Comment	AF	CL	PA
	(Hz)	(dBuV/m)	(dBuV/m)	(dB)	(dBuV)	(m)		(°)	(m)		(dB)	(dB)	(dB)
PK	18.07524G	49.58	83.54	-33.96	46.26	1	Vertical	281	1.57	-	37.50	15.30	49.48
AV	18.07474G	37.95	63.54	-25.59	34.63	1	Vertical	281	1.57	-	37.50	15.30	49.48

5.925-6.425GHz_802.11be EHT160_Nss1,(MCS0),RU484+RU484 MRU 1_2TX

6025MHz_TX

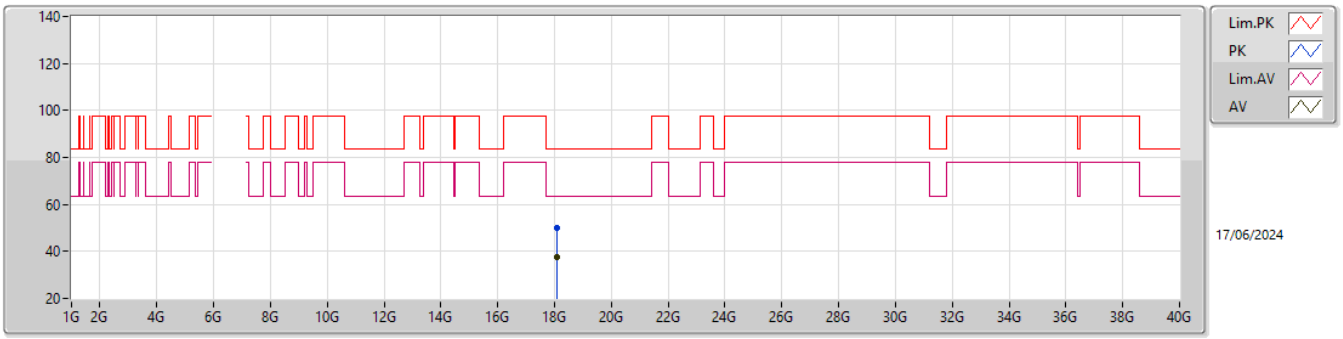

EUT Y_2TX
Setting -2.5/20
06-K-S-4

Type	Freq	Level	Limit	Margin	Raw	Dist	Condition	Azimuth	Height	Comment	AF	CL	PA
	(Hz)	(dBuV/m)	(dBuV/m)	(dB)	(dBuV)	(m)		(°)	(m)		(dB)	(dB)	(dB)
PK	18.07493G	49.80	83.54	-33.74	46.48	1	Horizontal	17	1.88	-	37.50	15.30	49.48
AV	18.07474G	37.84	63.54	-25.70	34.52	1	Horizontal	17	1.88	-	37.50	15.30	49.48

6.875-7.125GHz_802.11be EHT160_Nss1,(MCS0),RU996+RU484 MRU 2_2TX

6985MHz_TX

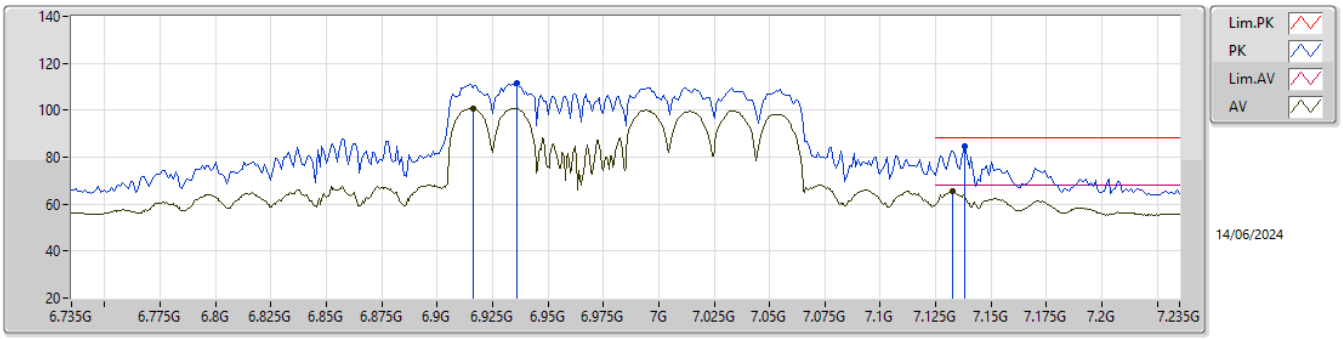

EUT Y_2TX
Setting 0.5/19
06-K-R-7-10

Type	Freq	Level	Limit	Margin	Raw	Dist	Condition	Azimuth	Height	Comment	AF	CL	PA
	(Hz)	(dBuV/m)	(dBuV/m)	(dB)	(dBuV)	(m)		(°)	(m)		(dB)	(dB)	(dB)
PK	6.936G	111.72	Inf	-Inf	100.35	3	Vertical	329	1.50	-	35.22	8.10	31.95
RMS	6.916G	100.88	Inf	-Inf	89.58	3	Vertical	329	1.50	-	35.10	8.08	31.88
PK	7.138G	84.50	88.20	-3.70	72.35	3	Vertical	329	1.50	-	36.23	8.28	32.36
RMS	7.1325G	65.46	68.20	-2.74	53.34	3	Vertical	329	1.50	-	36.19	8.28	32.35

6.875-7.125GHz_802.11be EHT160_Nss1,(MCS0),RU996+RU484 MRU 2_2TX

6985MHz_TX

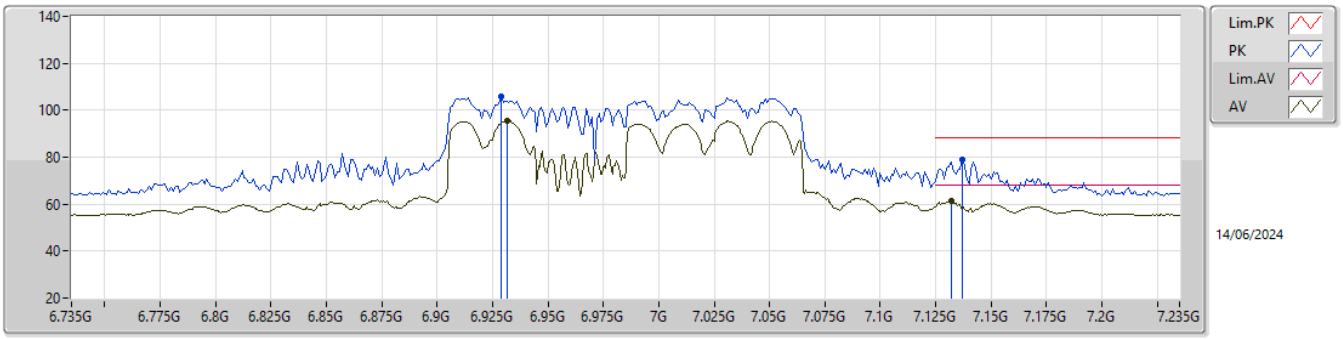

EUT Y_2TX
Setting 0.5/19
06-K-R-7-10

Type	Freq	Level	Limit	Margin	Raw	Dist	Condition	Azimuth	Height	Comment	AF	CL	PA
	(Hz)	(dBuV/m)	(dBuV/m)	(dB)	(dBuV)	(m)		(°)	(m)		(dB)	(dB)	(dB)
PK	6.929G	105.82	Inf	-Inf	94.49	3	Horizontal	7	3.00	-	35.17	8.09	31.93
RMS	6.9315G	95.52	Inf	-Inf	84.17	3	Horizontal	7	3.00	-	35.19	8.09	31.93
PK	7.137G	79.11	88.20	-9.09	66.96	3	Horizontal	7	3.00	-	36.22	8.28	32.35
RMS	7.132G	61.40	68.20	-6.80	49.28	3	Horizontal	7	3.00	-	36.19	8.28	32.35

6.875-7.125GHz_802.11be EHT160_Nss1,(MCS0),RU996+RU484 MRU 2_2TX

6985MHz_TX

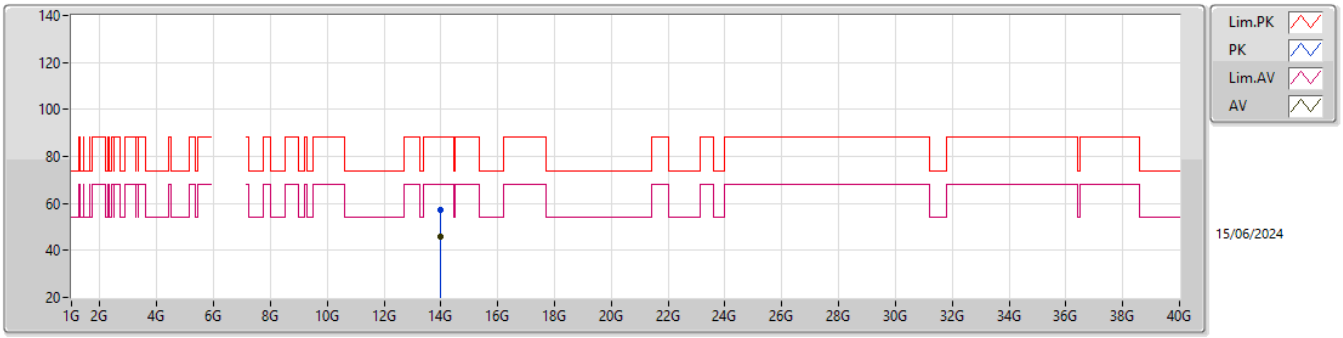

EUT Y_2TX
Setting 0.5/19
06-K-S-4

Type	Freq	Level	Limit	Margin	Raw	Dist	Condition	Azimuth	Height	Comment	AF	CL	PA
	(Hz)	(dBuV/m)	(dBuV/m)	(dB)	(dBuV)	(m)		(°)	(m)		(dB)	(dB)	(dB)
PK	13.97027G	57.22	88.20	-30.98	47.66	3	Vertical	310	2.81	-	40.78	11.71	42.93
RMS	13.96965G	46.12	68.20	-22.08	36.56	3	Vertical	310	2.81	-	40.78	11.71	42.93

6.875-7.125GHz_802.11be EHT160_Nss1,(MCS0),RU996+RU484 MRU 2_2TX

6985MHz_TX

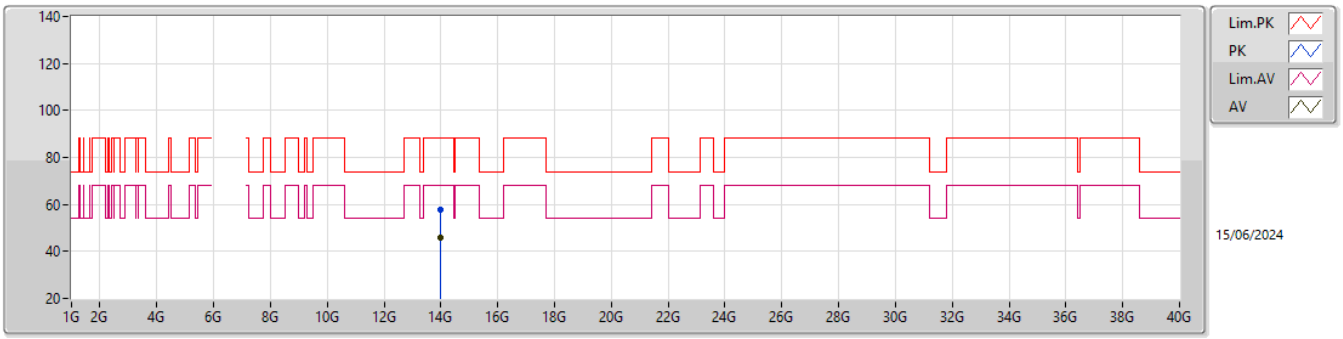

EUT Y_2TX
Setting 0.5/19
06-K-S-4

Type	Freq	Level	Limit	Margin	Raw	Dist	Condition	Azimuth	Height	Comment	AF	CL	PA
	(Hz)	(dBuV/m)	(dBuV/m)	(dB)	(dBuV)	(m)		(°)	(m)		(dB)	(dB)	(dB)
PK	13.96994G	57.57	88.20	-30.63	48.01	3	Horizontal	274	2.54	-	40.78	11.71	42.93
RMS	13.96975G	45.88	68.20	-22.32	36.32	3	Horizontal	274	2.54	-	40.78	11.71	42.93

6.875-7.125GHz_802.11be EHT160_Nss1,(MCS0),RU996+RU484 MRU 2_2TX

6985MHz_TX

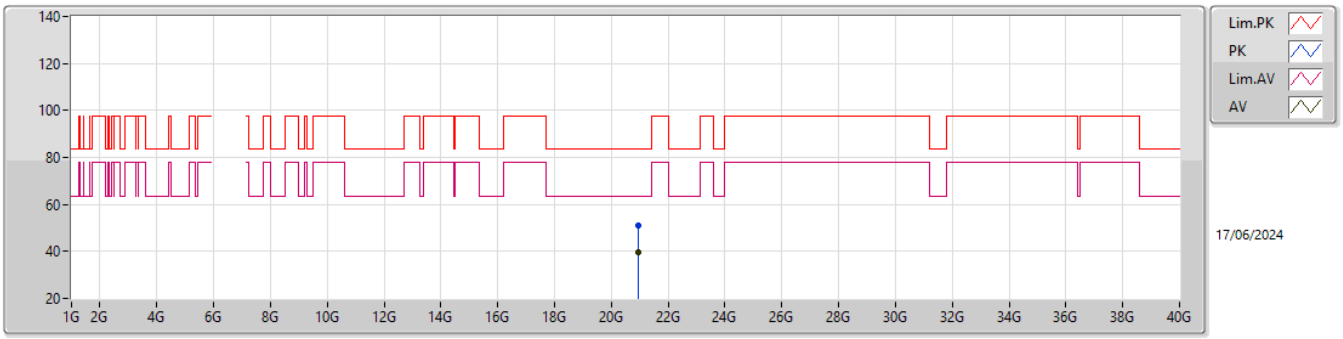

EUT Y_2TX
Setting 0.5/19
06-K-S-4

Type	Freq	Level	Limit	Margin	Raw	Dist	Condition	Azimuth	Height	Comment	AF	CL	PA
	(Hz)	(dBuV/m)	(dBuV/m)	(dB)	(dBuV)	(m)		(°)	(m)		(dB)	(dB)	(dB)
PK	20.95529G	51.04	83.54	-32.50	45.90	1	Vertical	281	2.93	-	38.08	15.96	48.90
AV	20.9551G	39.75	63.54	-23.79	34.61	1	Vertical	281	2.93	-	38.08	15.96	48.90

6.875-7.125GHz_802.11be EHT160_Nss1,(MCS0),RU996+RU484 MRU 2_2TX

6985MHz_TX

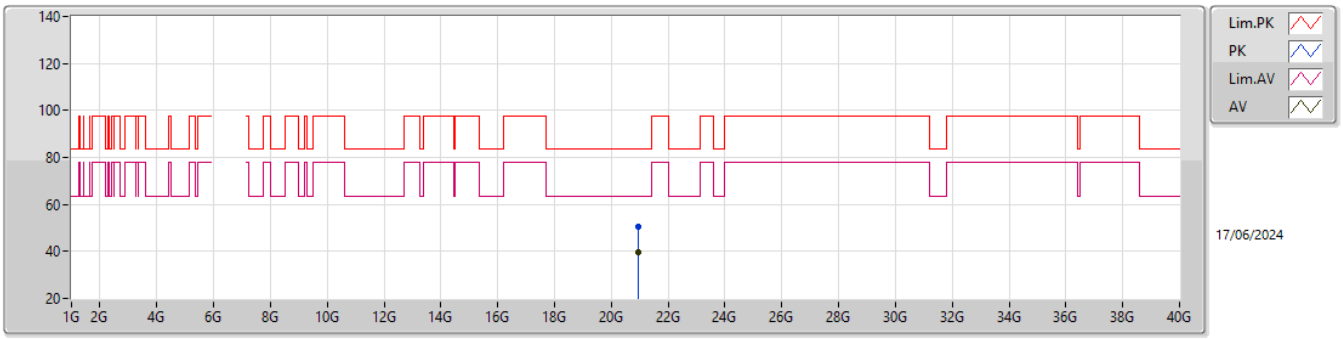

EUT Y_2TX
Setting 0.5/19
06-K-S-4

Type	Freq	Level	Limit	Margin	Raw	Dist	Condition	Azimuth	Height	Comment	AF	CL	PA
	(Hz)	(dBuV/m)	(dBuV/m)	(dB)	(dBuV)	(m)		(°)	(m)		(dB)	(dB)	(dB)
PK	20.95503G	50.66	83.54	-32.88	45.52	1	Horizontal	178	2.47	-	38.08	15.96	48.90
AV	20.95534G	39.43	63.54	-24.11	34.29	1	Horizontal	178	2.47	-	38.08	15.96	48.90

6.875-7.125GHz_802.11be EHT160_Nss1,(MCS0),RU726+RU242+RU242 MRU 1_2TX

6985MHz_TX

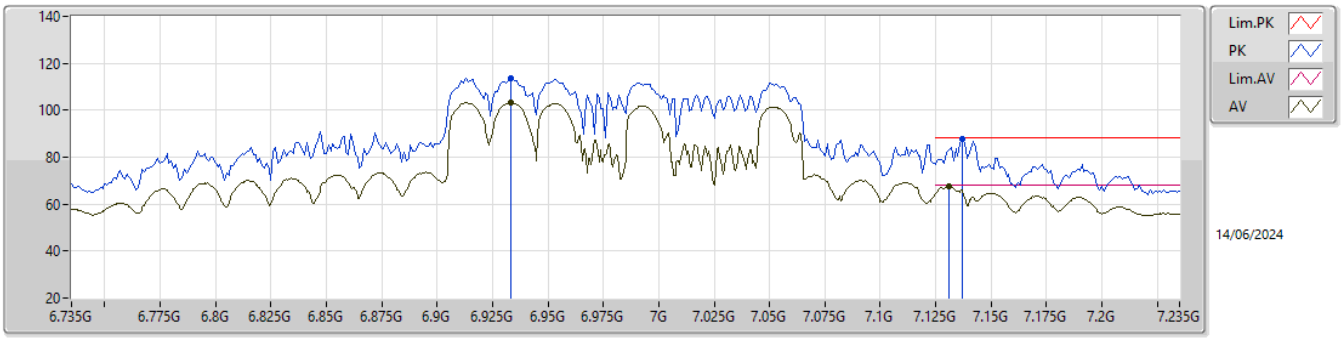

EUT Y_2TX
Setting -1.5/20
06-K-R-7-10

Type	Freq	Level	Limit	Margin	Raw	Dist	Condition	Azimuth	Height	Comment	AF	CL	PA
	(Hz)	(dBuV/m)	(dBuV/m)	(dB)	(dBuV)	(m)		(°)	(m)		(dB)	(dB)	(dB)
PK	6.933G	113.86	Inf	-Inf	102.51	3	Vertical	325	1.80	-	35.20	8.09	31.94
RMS	6.933G	103.34	Inf	-Inf	91.99	3	Vertical	325	1.80	-	35.20	8.09	31.94
PK	7.137G	87.85	88.20	-0.35	75.70	3	Vertical	325	1.80	-	36.22	8.28	32.35
RMS	7.131G	67.60	68.20	-0.60	55.49	3	Vertical	325	1.80	-	36.19	8.27	32.35

6.875-7.125GHz_802.11be EHT160_Nss1,(MCS0),RU726+RU242+RU242 MRU 1_2TX

6985MHz_TX

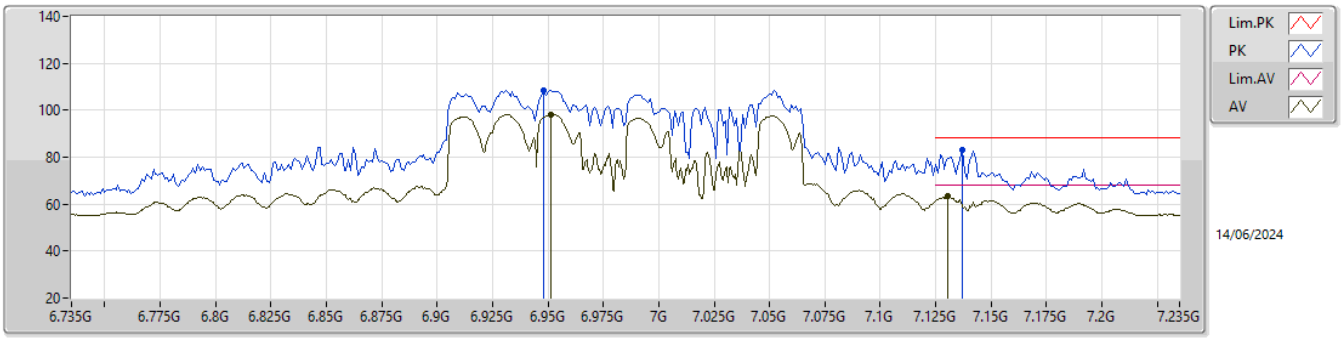

EUT Y_2TX
Setting -1.5/20
06-K-R-7-10

Type	Freq	Level	Limit	Margin	Raw	Dist	Condition	Azimuth	Height	Comment	AF	CL	PA
	(Hz)	(dBuV/m)	(dBuV/m)	(dB)	(dBuV)	(m)		(°)	(m)		(dB)	(dB)	(dB)
PK	6.948G	108.42	Inf	-Inf	97.01	3	Horizontal	6	3.00	-	35.29	8.11	31.99
AV	6.9515G	98.26	Inf	-Inf	86.84	3	Horizontal	6	3.00	-	35.31	8.11	32.00
PK	7.137G	83.05	88.20	-5.15	70.90	3	Horizontal	6	3.00	-	36.22	8.28	32.35
AV	7.1305G	63.57	68.20	-4.63	51.47	3	Horizontal	6	3.00	-	36.18	8.27	32.35

6.875-7.125GHz_802.11be EHT160_Nss1,(MCS0),RU726+RU242+RU242 MRU 1_2TX

6985MHz_TX

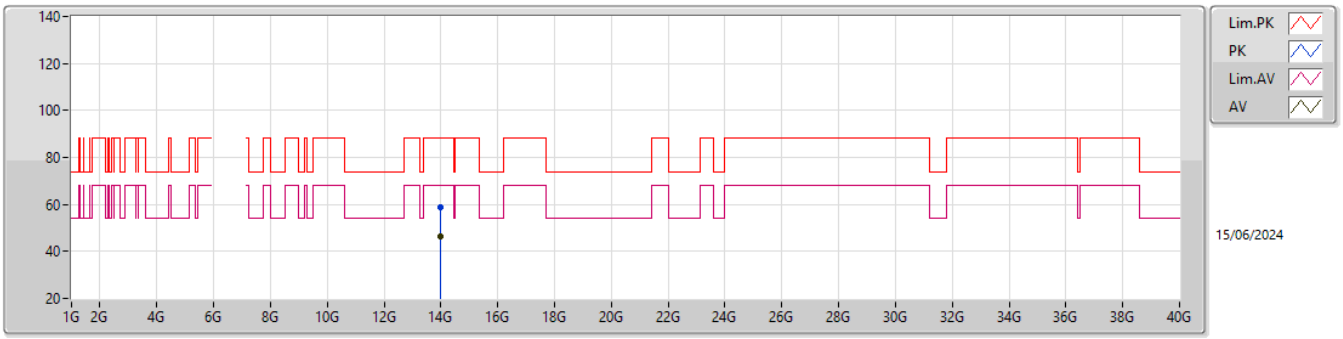

EUT Y_2TX
Setting -1.5/20
06-K-S-4

Type	Freq	Level	Limit	Margin	Raw	Dist	Condition	Azimuth	Height	Comment	AF	CL	PA
	(Hz)	(dBuV/m)	(dBuV/m)	(dB)	(dBuV)	(m)		(°)	(m)		(dB)	(dB)	(dB)
PK	13.96972G	58.58	88.20	-29.62	49.02	3	Vertical	310	1.92	-	40.78	11.71	42.93
RMS	13.9698G	46.59	68.20	-21.61	37.03	3	Vertical	310	1.92	-	40.78	11.71	42.93

6.875-7.125GHz_802.11be EHT160_Nss1,(MCS0),RU726+RU242+RU242 MRU 1_2TX

6985MHz_TX

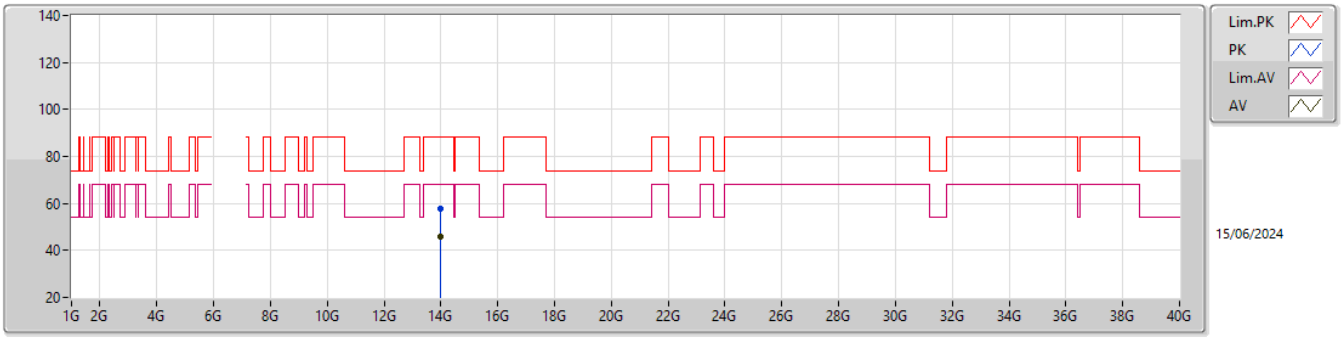

EUT Y_2TX
Setting -1.5/20
06-K-S-4

Type	Freq	Level	Limit	Margin	Raw	Dist	Condition	Azimuth	Height	Comment	AF	CL	PA
	(Hz)	(dBuV/m)	(dBuV/m)	(dB)	(dBuV)	(m)		(°)	(m)		(dB)	(dB)	(dB)
PK	13.96958G	57.84	88.20	-30.36	48.28	3	Horizontal	50	1.94	-	40.78	11.71	42.93
RMS	13.96964G	46.02	68.20	-22.18	36.46	3	Horizontal	50	1.94	-	40.78	11.71	42.93

6.875-7.125GHz_802.11be EHT160_Nss1,(MCS0),RU726+RU242+RU242 MRU 1_2TX

6985MHz_TX

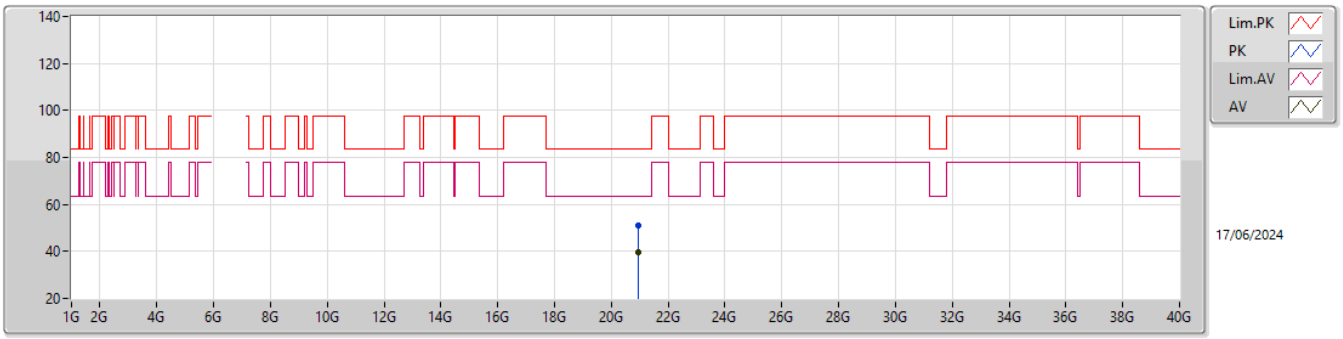

EUT Y_2TX
Setting -1.5/20
06-K-S-4

Type	Freq	Level	Limit	Margin	Raw	Dist	Condition	Azimuth	Height	Comment	AF	CL	PA
	(Hz)	(dBuV/m)	(dBuV/m)	(dB)	(dBuV)	(m)		(°)	(m)		(dB)	(dB)	(dB)
PK	20.95521G	51.06	83.54	-32.48	45.92	1	Vertical	268	1.33	-	38.08	15.96	48.90
AV	20.95477G	39.69	63.54	-23.85	34.55	1	Vertical	268	1.33	-	38.08	15.96	48.90

6.875-7.125GHz_802.11be EHT160_Nss1,(MCS0),RU726+RU242+RU242 MRU 1_2TX

6985MHz_TX

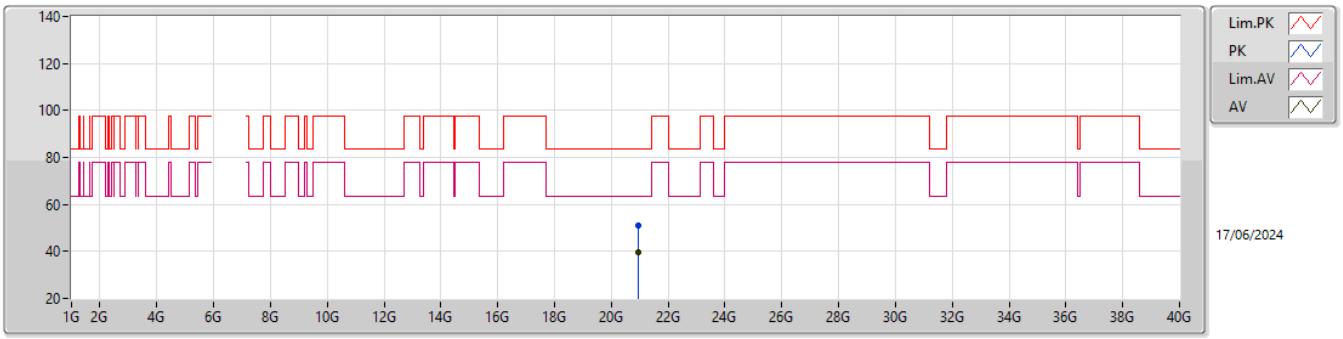

EUT Y_2TX
Setting -1.5/20
06-K-S-4

Type	Freq	Level	Limit	Margin	Raw	Dist	Condition	Azimuth	Height	Comment	AF	CL	PA
	(Hz)	(dBuV/m)	(dBuV/m)	(dB)	(dBuV)	(m)		(°)	(m)		(dB)	(dB)	(dB)
PK	20.95499G	51.16	83.54	-32.38	46.02	1	Horizontal	270	1.32	-	38.08	15.96	48.90
AV	20.95479G	39.43	63.54	-24.11	34.29	1	Horizontal	270	1.32	-	38.08	15.96	48.90

6.875-7.125GHz_802.11be EHT160_Nss1,(MCS0),RU484+RU484 MRU 1_2TX

6985MHz_TX

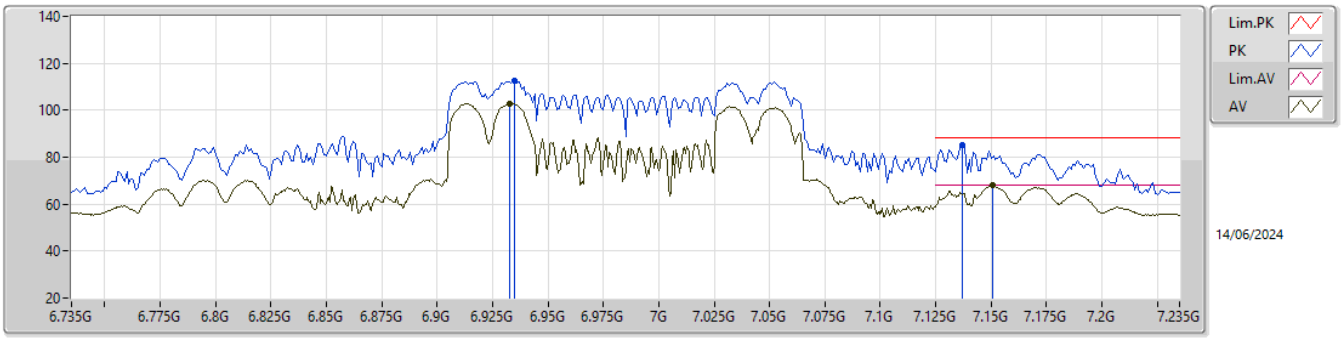

EUT Y_2TX
Setting -2/19.5
06-K-R-7-10

Type	Freq	Level	Limit	Margin	Raw	Dist	Condition	Azimuth	Height	Comment	AF	CL	PA
	(Hz)	(dBuV/m)	(dBuV/m)	(dB)	(dBuV)	(m)		(°)	(m)		(dB)	(dB)	(dB)
PK	6.935G	112.66	Inf	-Inf	101.31	3	Vertical	324	1.80	-	35.21	8.09	31.95
RMS	6.9325G	102.79	Inf	-Inf	91.45	3	Vertical	324	1.80	-	35.19	8.09	31.94
PK	7.137G	85.15	88.20	-3.05	73.00	3	Vertical	324	1.80	-	36.22	8.28	32.35
RMS	7.1505G	67.97	68.20	-0.23	55.75	3	Vertical	324	1.80	-	36.30	8.29	32.37

6.875-7.125GHz_802.11be EHT160_Nss1,(MCS0),RU484+RU484 MRU 1_2TX

6985MHz_TX

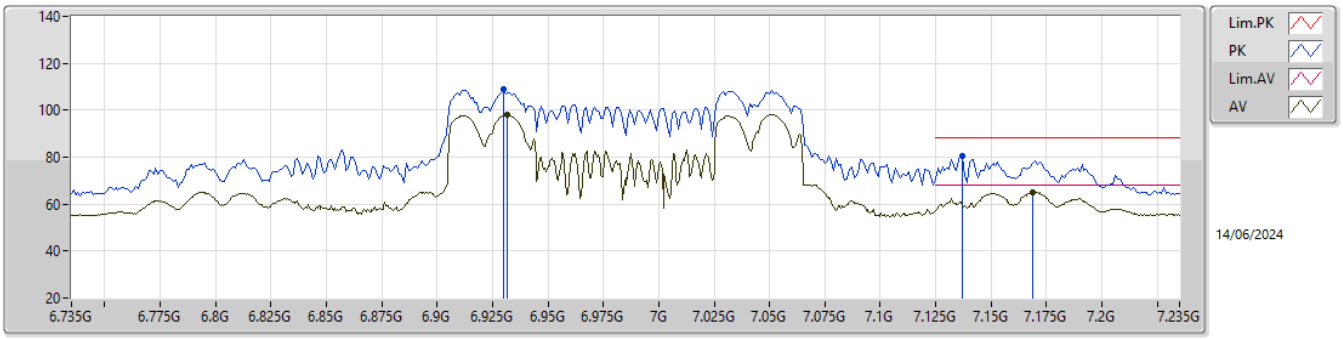

EUT Y_2TX
Setting -2/19.5
06-K-R-7-10

Type	Freq	Level	Limit	Margin	Raw	Dist	Condition	Azimuth	Height	Comment	AF	CL	PA
	(Hz)	(dBuV/m)	(dBuV/m)	(dB)	(dBuV)	(m)		(°)	(m)		(dB)	(dB)	(dB)
PK	6.93G	108.86	Inf	-Inf	97.52	3	Horizontal	7	3.00	-	35.18	8.09	31.93
RMS	6.9315G	98.10	Inf	-Inf	86.75	3	Horizontal	7	3.00	-	35.19	8.09	31.93
PK	7.137G	80.77	88.20	-7.43	68.62	3	Horizontal	7	3.00	-	36.22	8.28	32.35
RMS	7.169G	65.23	68.20	-2.97	52.98	3	Horizontal	7	3.00	-	36.34	8.31	32.40

6.875-7.125GHz_802.11be EHT160_Nss1,(MCS0),RU484+RU484 MRU 1_2TX

6985MHz_TX

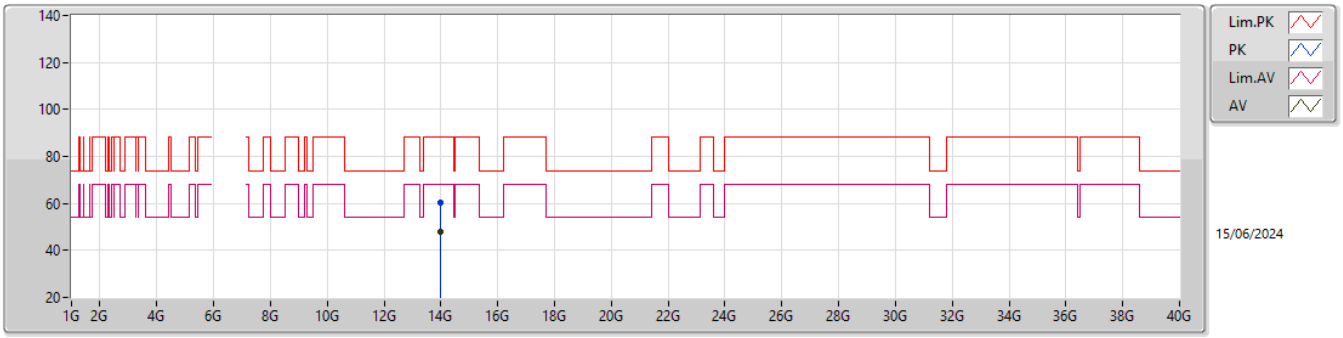

EUT Y_2TX
Setting -2/19.5
06-K-S-4

Type	Freq	Level	Limit	Margin	Raw	Dist	Condition	Azimuth	Height	Comment	AF	CL	PA
	(Hz)	(dBuV/m)	(dBuV/m)	(dB)	(dBuV)	(m)		(°)	(m)		(dB)	(dB)	(dB)
PK	13.97023G	60.16	88.20	-28.04	50.60	3	Vertical	336	1.99	-	40.78	11.71	42.93
RMS	13.96957G	47.81	68.20	-20.39	38.25	3	Vertical	336	1.99	-	40.78	11.71	42.93

6.875-7.125GHz_802.11be EHT160_Nss1,(MCS0),RU484+RU484 MRU 1_2TX

6985MHz_TX

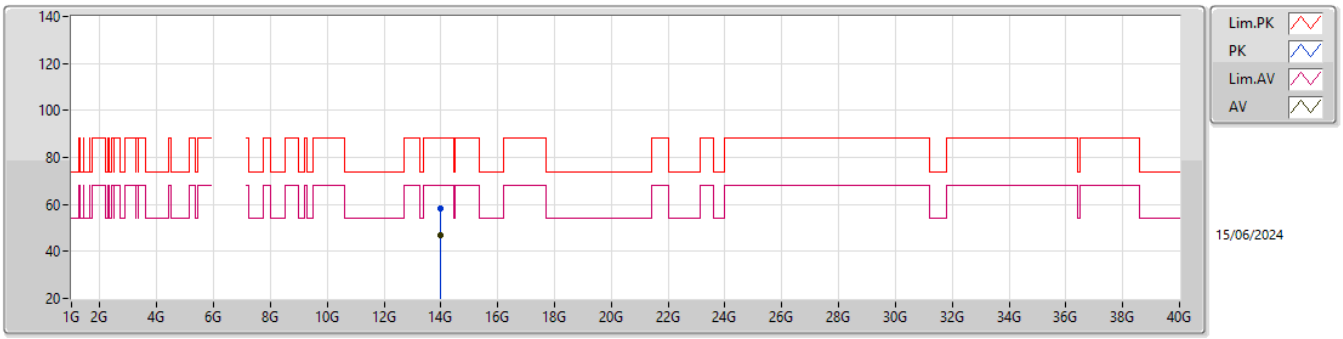

EUT Y_2TX
Setting -2/19.5
06-K-S-4

Type	Freq	Level	Limit	Margin	Raw	Dist	Condition	Azimuth	Height	Comment	AF	CL	PA
	(Hz)	(dBuV/m)	(dBuV/m)	(dB)	(dBuV)	(m)		(°)	(m)		(dB)	(dB)	(dB)
PK	13.97016G	58.27	88.20	-29.93	48.71	3	Horizontal	36	1.47	-	40.78	11.71	42.93
RMS	13.96962G	46.98	68.20	-21.22	37.42	3	Horizontal	36	1.47	-	40.78	11.71	42.93

6.875-7.125GHz_802.11be EHT160_Nss1,(MCS0),RU484+RU484 MRU 1_2TX

6985MHz_TX

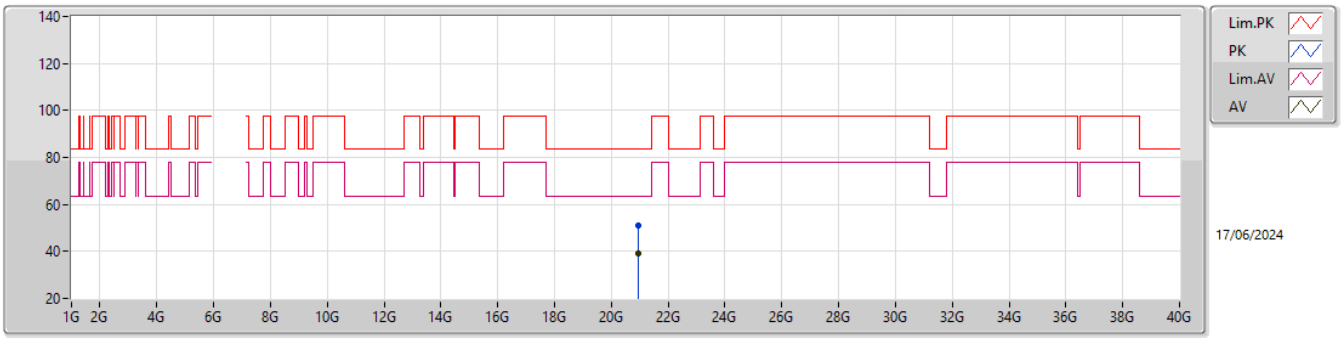

EUT Y_2TX
Setting -2/19.5
06-K-S-4

Type	Freq	Level	Limit	Margin	Raw	Dist	Condition	Azimuth	Height	Comment	AF	CL	PA
	(Hz)	(dBuV/m)	(dBuV/m)	(dB)	(dBuV)	(m)		(°)	(m)		(dB)	(dB)	(dB)
PK	20.95472G	51.17	83.54	-32.37	46.03	1	Vertical	94	2.94	-	38.08	15.96	48.90
AV	20.95494G	39.38	63.54	-24.16	34.24	1	Vertical	94	2.94	-	38.08	15.96	48.90

6.875-7.125GHz_802.11be EHT160_Nss1,(MCS0),RU484+RU484 MRU 1_2TX

6985MHz_TX

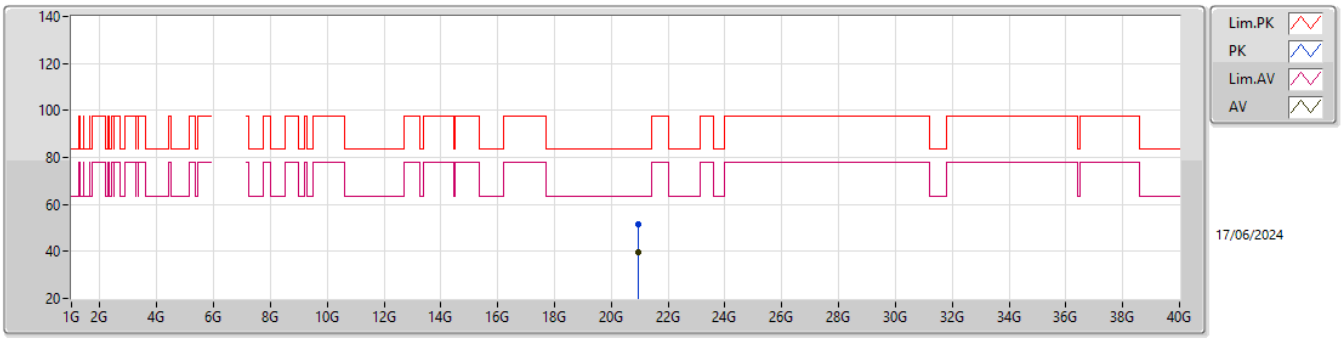

EUT Y_2TX
Setting -2/19.5
06-K-S-4

Type	Freq	Level	Limit	Margin	Raw	Dist	Condition	Azimuth	Height	Comment	AF	CL	PA
	(Hz)	(dBuV/m)	(dBuV/m)	(dB)	(dBuV)	(m)		(°)	(m)		(dB)	(dB)	(dB)
PK	20.9552G	51.81	83.54	-31.73	46.67	1	Horizontal	180	1.42	-	38.08	15.96	48.90
AV	20.95546G	39.43	63.54	-24.11	34.29	1	Horizontal	180	1.42	-	38.08	15.96	48.90

5.925-6.425GHz_802.11be EHT320_Nss1,(MCS0),3xRU996 MRU 4_2TX

6105MHz_TX

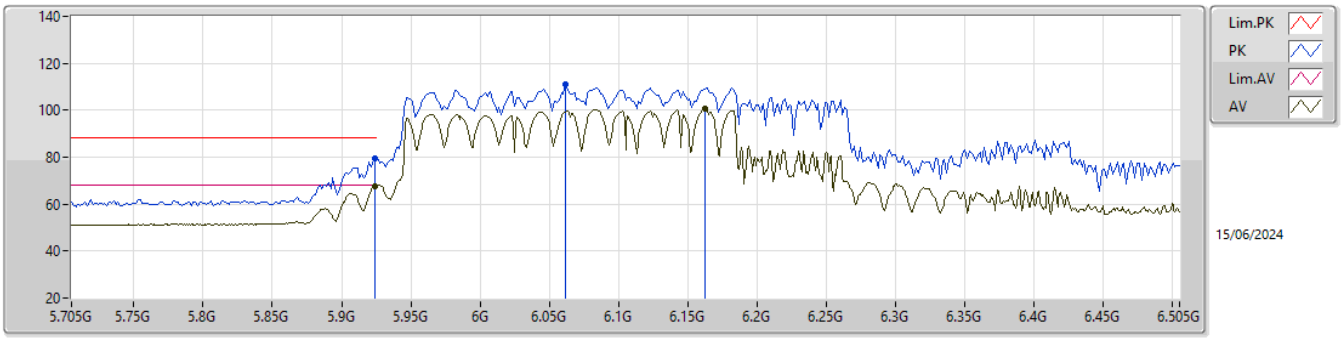

EUT Y_2TX
Setting 1.5/20.25
06-K-S-4-10

Type	Freq	Level	Limit	Margin	Raw	Dist	Condition	Azimuth	Height	Comment	AF	CL	PA
	(Hz)	(dBuV/m)	(dBuV/m)	(dB)	(dBuV)	(m)		(°)	(m)		(dB)	(dB)	(dB)
PK	5.9242G	79.40	88.20	-8.80	71.01	3	Vertical	63	1.74	-	32.55	7.44	31.60
RMS	5.9242G	67.78	68.20	-0.42	59.39	3	Vertical	63	1.74	-	32.55	7.44	31.60
PK	6.0618G	111.00	Inf	-Inf	102.35	3	Vertical	63	1.74	-	32.60	7.52	31.47
RMS	6.1626G	100.58	Inf	-Inf	91.45	3	Vertical	63	1.74	-	32.78	7.60	31.25

5.925-6.425GHz_802.11be EHT320_Nss1,(MCS0),3xRU996 MRU 4_2TX

6105MHz_TX

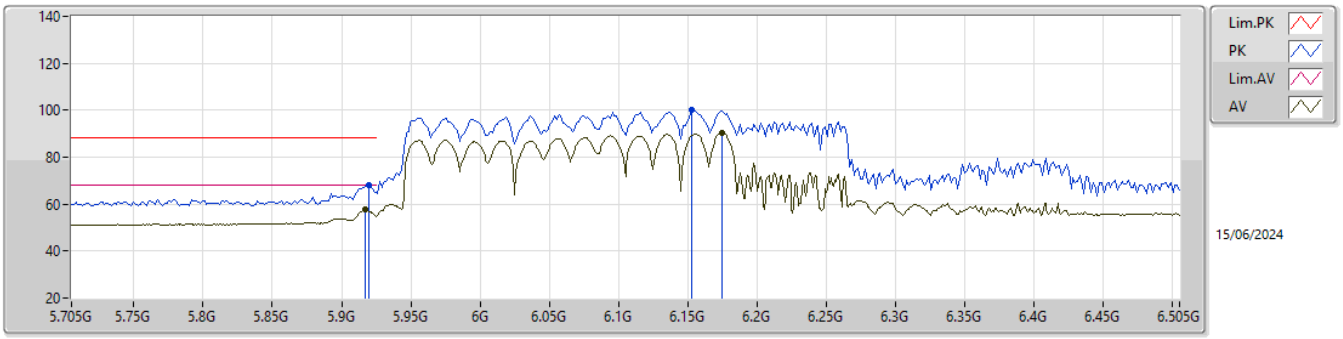

EUT Y_2TX
Setting 1.5/20.25
06-K-S-4-10

Type	Freq	Level	Limit	Margin	Raw	Dist	Condition	Azimuth	Height	Comment	AF	CL	PA
	(Hz)	(dBuV/m)	(dBuV/m)	(dB)	(dBuV)	(m)		(°)	(m)		(dB)	(dB)	(dB)
PK	5.9194G	68.18	88.20	-20.02	59.80	3	Horizontal	299	1.80	-	32.54	7.44	31.60
RMS	5.917G	57.56	68.20	-10.64	49.19	3	Horizontal	299	1.80	-	32.53	7.44	31.60
PK	6.153G	100.23	Inf	-Inf	91.19	3	Horizontal	299	1.80	-	32.72	7.59	31.27
RMS	6.1746G	90.17	Inf	-Inf	80.94	3	Horizontal	299	1.80	-	32.85	7.61	31.23

5.925-6.425GHz_802.11be EHT320_Nss1,(MCS0),3xRU996 MRU 4_2TX

6105MHz_TX

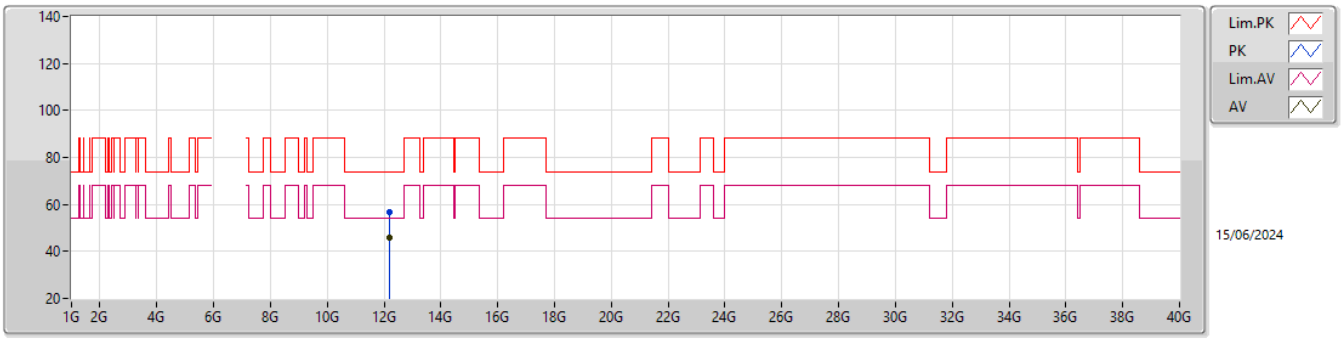

EUT Y_2TX
Setting 1.5/20.25
06-K-S-4

Type	Freq	Level	Limit	Margin	Raw	Dist	Condition	Azimuth	Height	Comment	AF	CL	PA
	(Hz)	(dBuV/m)	(dBuV/m)	(dB)	(dBuV)	(m)		(°)	(m)		(dB)	(dB)	(dB)
PK	12.20956G	56.76	74.00	-17.24	49.82	3	Vertical	352	2.28	-	39.00	10.91	42.97
AV	12.20957G	45.65	54.00	-8.35	38.71	3	Vertical	352	2.28	-	39.00	10.91	42.97

5.925-6.425GHz_802.11be EHT320_Nss1,(MCS0),3xRU996 MRU 4_2TX

6105MHz_TX

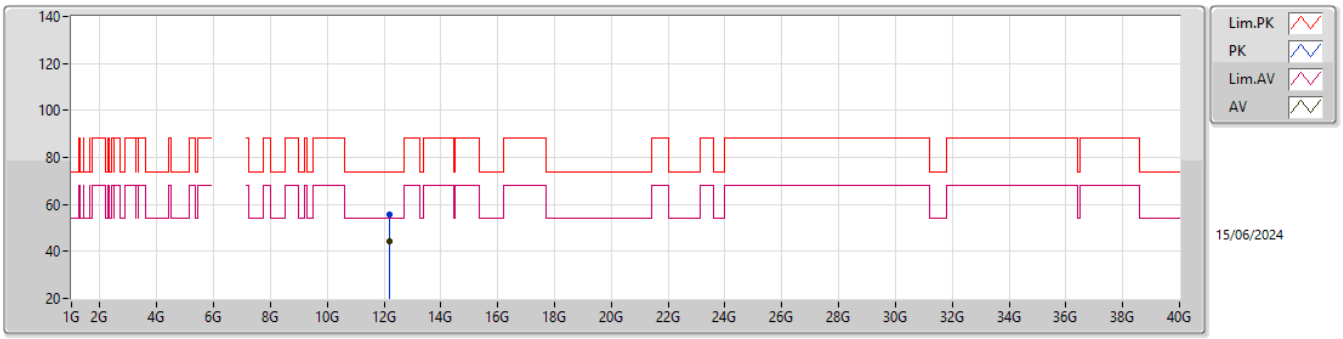

EUT Y_2TX
Setting 1.5/20.25
06-K-S-4

Type	Freq	Level	Limit	Margin	Raw	Dist	Condition	Azimuth	Height	Comment	AF	CL	PA
	(Hz)	(dBuV/m)	(dBuV/m)	(dB)	(dBuV)	(m)		(°)	(m)		(dB)	(dB)	(dB)
PK	12.20981G	55.59	74.00	-18.41	48.65	3	Horizontal	323	1.45	-	39.00	10.91	42.97
AV	12.20967G	44.20	54.00	-9.80	37.26	3	Horizontal	323	1.45	-	39.00	10.91	42.97

5.925-6.425GHz_802.11be EHT320_Nss1,(MCS0),3xRU996 MRU 4_2TX

6105MHz_TX

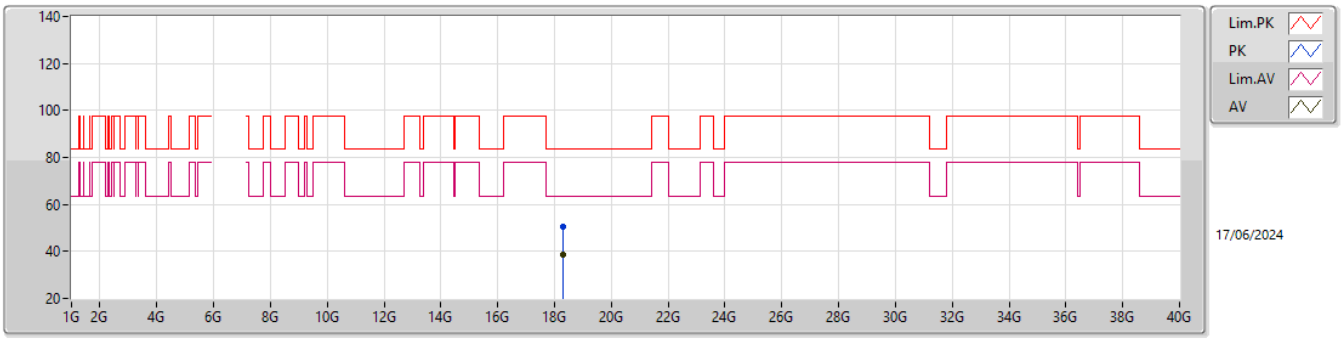

EUT Y_2TX
Setting 1.5/20.25
06-K-S-4

Type	Freq	Level	Limit	Margin	Raw	Dist	Condition	Azimuth	Height	Comment	AF	CL	PA
	(Hz)	(dBuV/m)	(dBuV/m)	(dB)	(dBuV)	(m)		(°)	(m)		(dB)	(dB)	(dB)
PK	18.3154G	50.65	83.54	-32.89	47.46	1	Vertical	12	1.33	-	37.50	15.28	49.59
AV	18.31536G	38.79	63.54	-24.75	35.60	1	Vertical	12	1.33	-	37.50	15.28	49.59

5.925-6.425GHz_802.11be EHT320_Nss1,(MCS0),3xRU996 MRU 4_2TX

6105MHz_TX

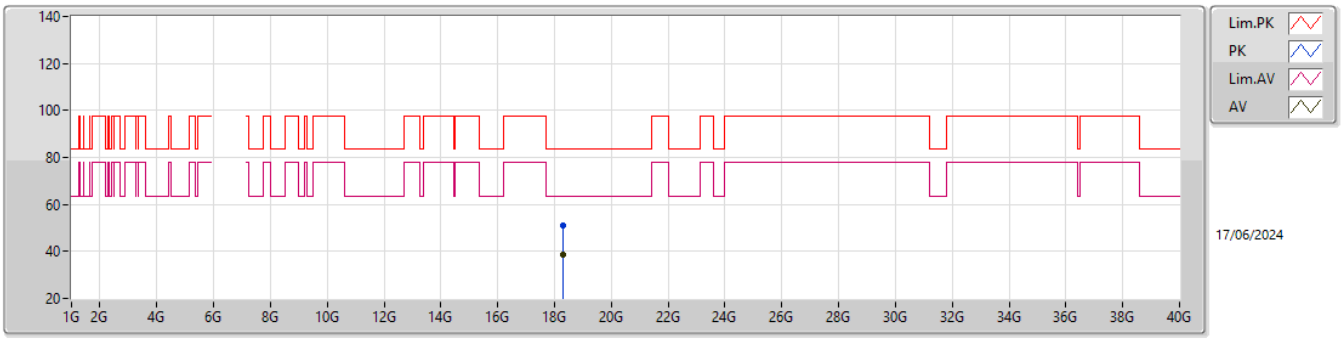

EUT Y_2TX
Setting 1.5/20.25
06-K-S-4

Type	Freq	Level	Limit	Margin	Raw	Dist	Condition	Azimuth	Height	Comment	AF	CL	PA
	(Hz)	(dBuV/m)	(dBuV/m)	(dB)	(dBuV)	(m)		(°)	(m)		(dB)	(dB)	(dB)
PK	18.31505G	50.85	83.54	-32.69	47.66	1	Horizontal	287	1.14	-	37.50	15.28	49.59
AV	18.31469G	38.84	63.54	-24.70	35.65	1	Horizontal	287	1.14	-	37.50	15.28	49.59

5.925-6.425GHz_802.11be EHT320_Nss1,(MCS0),2xRU996+RU484 MRU 5_2TX

6105MHz_TX

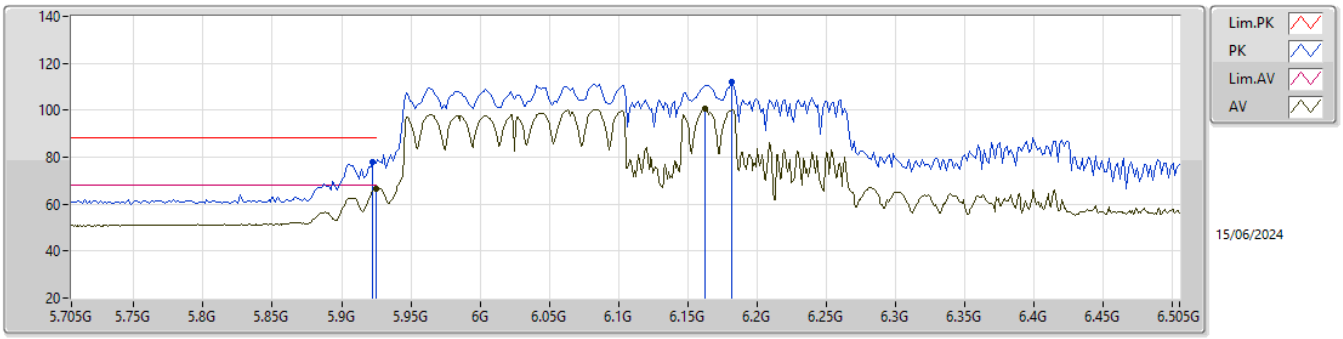

EUT Y_2TX
Setting 1/19.75
06-K-S-4-10

Type	Freq	Level	Limit	Margin	Raw	Dist	Condition	Azimuth	Height	Comment	AF	CL	PA
	(Hz)	(dBuV/m)	(dBuV/m)	(dB)	(dBuV)	(m)		(°)	(m)		(dB)	(dB)	(dB)
PK	5.9226G	77.86	88.20	-10.34	69.47	3	Vertical	61	1.73	-	32.55	7.44	31.60
RMS	5.925G	66.73	68.20	-1.47	58.34	3	Vertical	61	1.73	-	32.55	7.44	31.60
PK	6.1818G	112.32	Inf	-Inf	103.02	3	Vertical	61	1.73	-	32.89	7.62	31.21
RMS	6.1626G	100.45	Inf	-Inf	91.32	3	Vertical	61	1.73	-	32.78	7.60	31.25

5.925-6.425GHz_802.11be EHT320_Nss1,(MCS0),2xRU996+RU484 MRU 5_2TX

6105MHz_TX

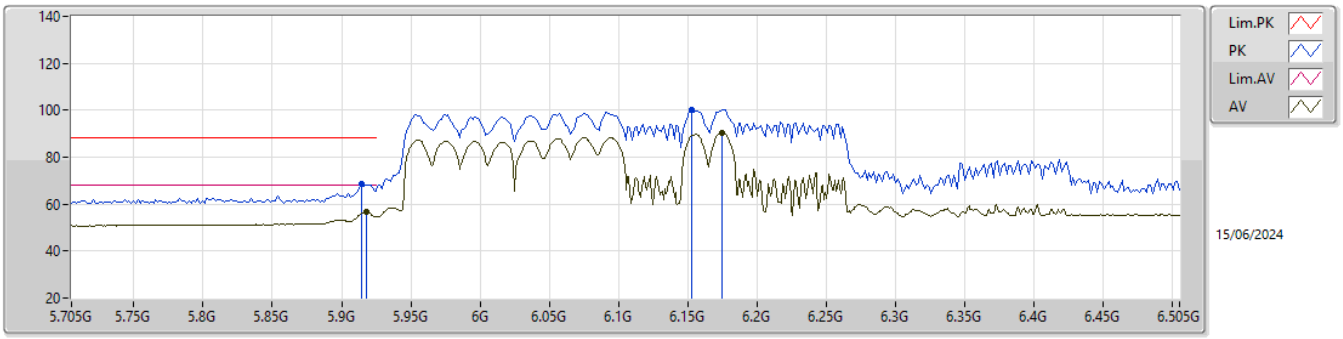

EUT Y_2TX
Setting 1/19.75
06-K-S-4-10

Type	Freq	Level	Limit	Margin	Raw	Dist	Condition	Azimuth	Height	Comment	AF	CL	PA
	(Hz)	(dBuV/m)	(dBuV/m)	(dB)	(dBuV)	(m)		(°)	(m)		(dB)	(dB)	(dB)
PK	5.9146G	68.43	88.20	-19.77	60.06	3	Horizontal	297	1.79	-	32.53	7.44	31.60
RMS	5.9178G	56.69	68.20	-11.51	48.31	3	Horizontal	297	1.79	-	32.54	7.44	31.60
PK	6.153G	100.19	Inf	-Inf	91.15	3	Horizontal	297	1.79	-	32.72	7.59	31.27
RMS	6.1746G	90.29	Inf	-Inf	81.06	3	Horizontal	297	1.79	-	32.85	7.61	31.23

5.925-6.425GHz_802.11be EHT320_Nss1,(MCS0),2xRU996+RU484 MRU 5_2TX

6105MHz_TX

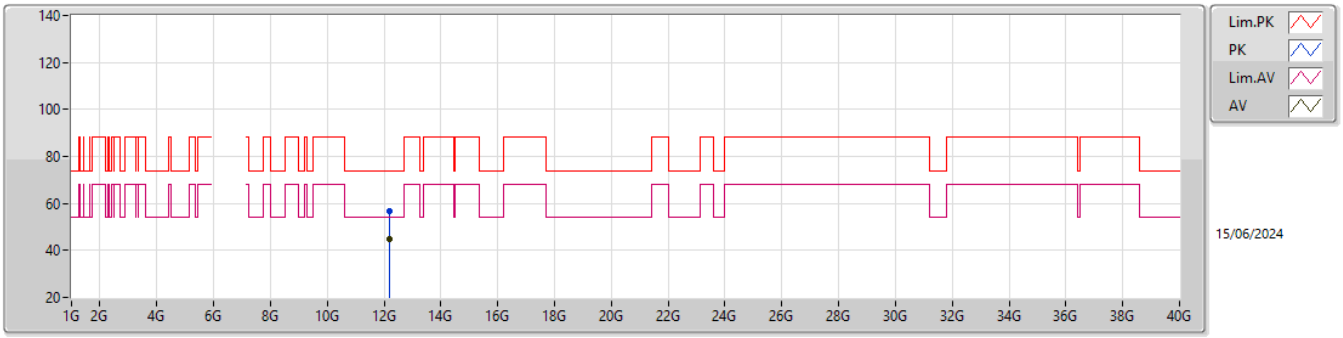

EUT Y_2TX
Setting 1/19.75
06-K-S-4

Type	Freq	Level	Limit	Margin	Raw	Dist	Condition	Azimuth	Height	Comment	AF	CL	PA
	(Hz)	(dBuV/m)	(dBuV/m)	(dB)	(dBuV)	(m)		(°)	(m)		(dB)	(dB)	(dB)
PK	12.20955G	56.53	74.00	-17.47	49.59	3	Vertical	104	2.80	-	39.00	10.91	42.97
AV	12.20976G	44.87	54.00	-9.13	37.93	3	Vertical	104	2.80	-	39.00	10.91	42.97

5.925-6.425GHz_802.11be EHT320_Nss1,(MCS0),2xRU996+RU484 MRU 5_2TX

6105MHz_TX

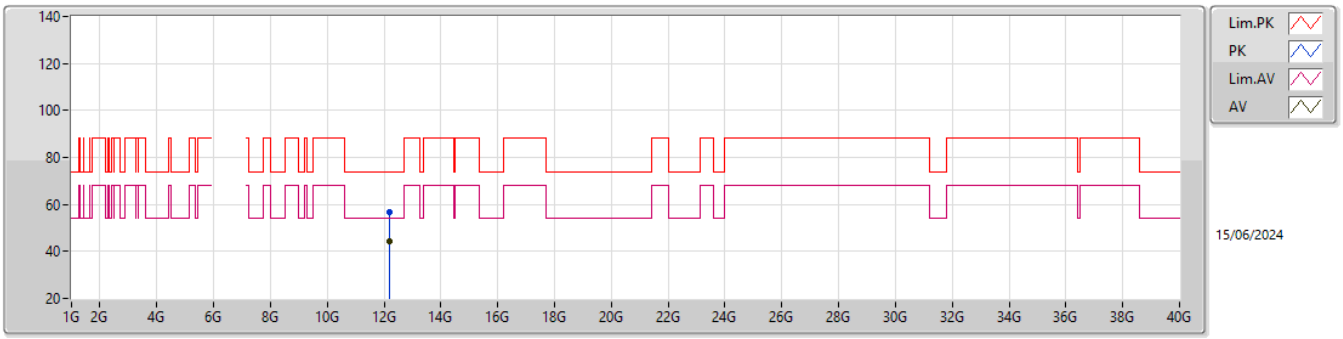

EUT Y_2TX
Setting 1/19.75
06-K-S-4

Type	Freq	Level	Limit	Margin	Raw	Dist	Condition	Azimuth	Height	Comment	AF	CL	PA
	(Hz)	(dBuV/m)	(dBuV/m)	(dB)	(dBuV)	(m)		(°)	(m)		(dB)	(dB)	(dB)
PK	12.21019G	56.49	74.00	-17.51	49.55	3	Horizontal	179	2.77	-	39.00	10.91	42.97
AV	12.21G	44.10	54.00	-9.90	37.16	3	Horizontal	179	2.77	-	39.00	10.91	42.97

5.925-6.425GHz_802.11be EHT320_Nss1,(MCS0),2xRU996+RU484 MRU 5_2TX

6105MHz_TX

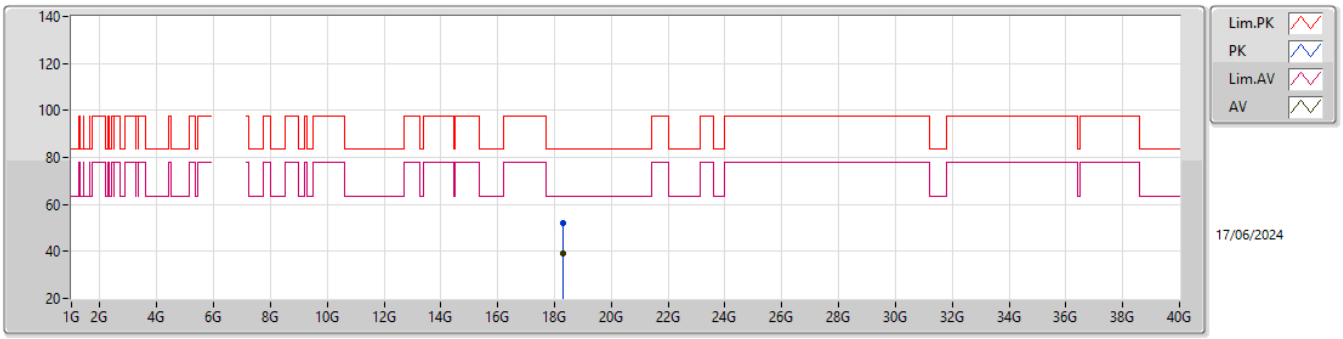

EUT Y_2TX
Setting 1/19.75
06-K-S-4

Type	Freq	Level	Limit	Margin	Raw	Dist	Condition	Azimuth	Height	Comment	AF	CL	PA
	(Hz)	(dBuV/m)	(dBuV/m)	(dB)	(dBuV)	(m)		(°)	(m)		(dB)	(dB)	(dB)
PK	18.31453G	52.21	83.54	-31.33	49.02	1	Vertical	45	2.68	-	37.50	15.28	49.59
AV	18.3147G	38.93	63.54	-24.61	35.74	1	Vertical	45	2.68	-	37.50	15.28	49.59

5.925-6.425GHz_802.11be EHT320_Nss1,(MCS0),2xRU996+RU484 MRU 5_2TX

6105MHz_TX

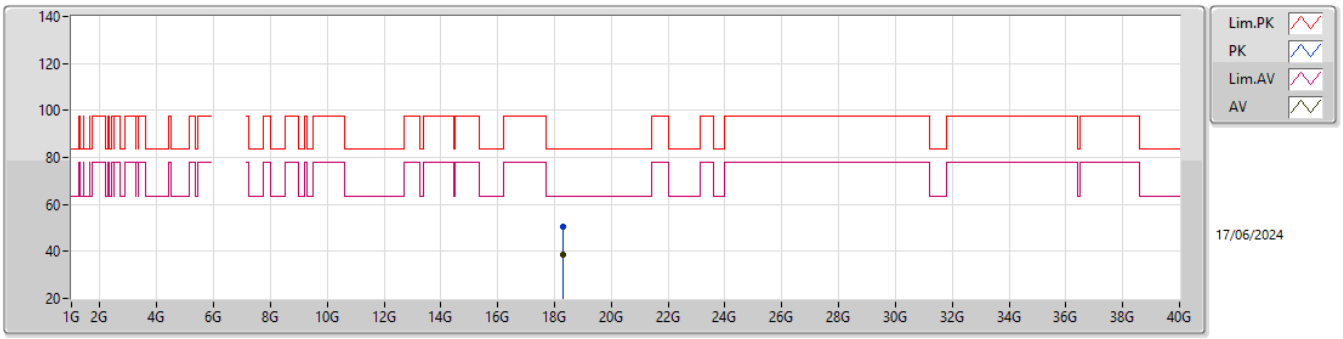

EUT Y_2TX
Setting 1/19.75
06-K-S-4

Type	Freq	Level	Limit	Margin	Raw	Dist	Condition	Azimuth	Height	Comment	AF	CL	PA
	(Hz)	(dBuV/m)	(dBuV/m)	(dB)	(dBuV)	(m)		(°)	(m)		(dB)	(dB)	(dB)
PK	18.31464G	50.61	83.54	-32.93	47.42	1	Horizontal	314	1.88	-	37.50	15.28	49.59
AV	18.31455G	38.79	63.54	-24.75	35.60	1	Horizontal	314	1.88	-	37.50	15.28	49.59

5.925-6.425GHz_802.11be EHT320_Nss1,(MCS0),2xRU996 MRU 1_2TX

6105MHz_TX

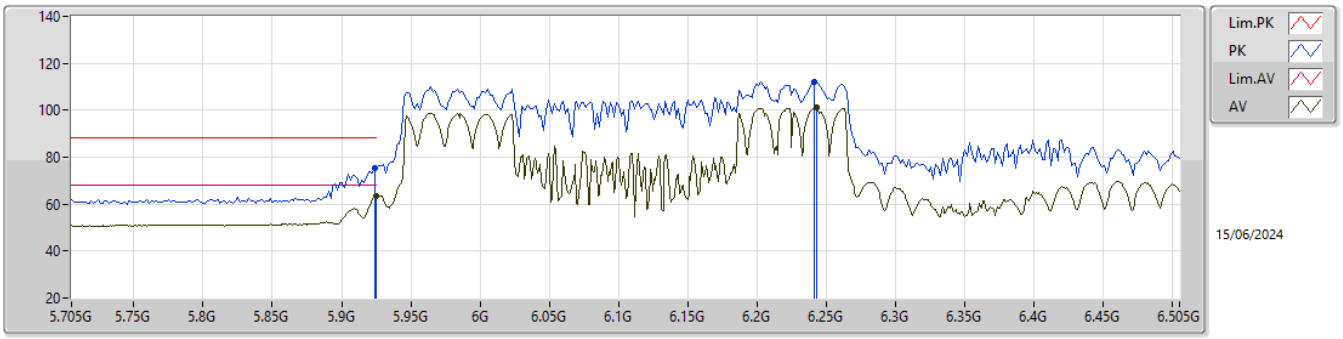

EUT Y_2TX
Setting 0.5/19.25
06-K-S-4-10

Type	Freq	Level	Limit	Margin	Raw	Dist	Condition	Azimuth	Height	Comment	AF	CL	PA
	(Hz)	(dBuV/m)	(dBuV/m)	(dB)	(dBuV)	(m)		(°)	(m)		(dB)	(dB)	(dB)
PK	5.9242G	75.39	88.20	-12.81	67.00	3	Vertical	58	1.73	-	32.55	7.44	31.60
RMS	5.925G	63.36	68.20	-4.84	54.97	3	Vertical	58	1.73	-	32.55	7.44	31.60
PK	6.241G	112.25	Inf	-Inf	102.60	3	Vertical	58	1.73	-	33.08	7.65	31.08
RMS	6.2426G	101.40	Inf	-Inf	91.74	3	Vertical	58	1.73	-	33.09	7.65	31.08

5.925-6.425GHz_802.11be EHT320_Nss1,(MCS0),2xRU996 MRU 1_2TX

6105MHz_TX

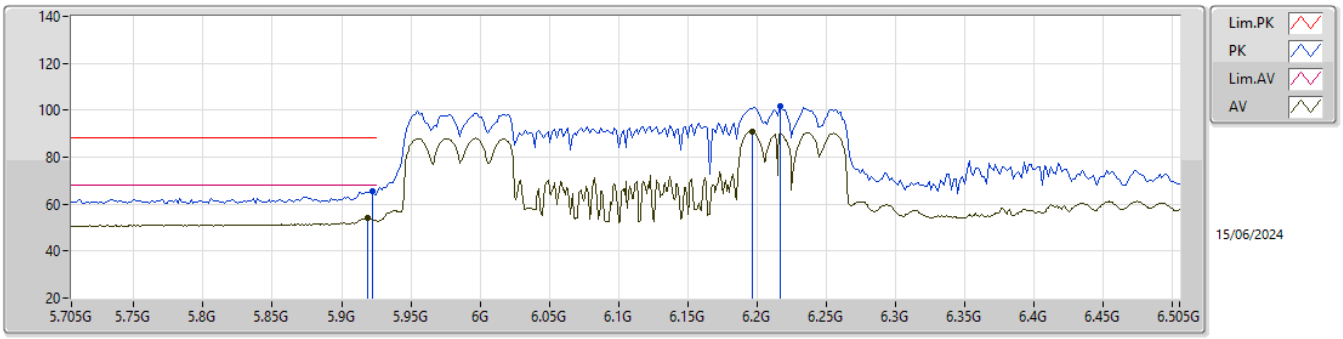

EUT Y_2TX
Setting 0.5/19.25
06-K-S-4-10

Type	Freq	Level	Limit	Margin	Raw	Dist	Condition	Azimuth	Height	Comment	AF	CL	PA
	(Hz)	(dBuV/m)	(dBuV/m)	(dB)	(dBuV)	(m)		(°)	(m)		(dB)	(dB)	(dB)
PK	5.9226G	65.74	88.20	-22.46	57.35	3	Horizontal	293	1.90	-	32.55	7.44	31.60
RMS	5.9186G	53.92	68.20	-14.28	45.54	3	Horizontal	293	1.90	-	32.54	7.44	31.60
PK	6.217G	101.77	Inf	-Inf	92.23	3	Horizontal	293	1.90	-	33.03	7.64	31.13
RMS	6.1962G	91.00	Inf	-Inf	81.57	3	Horizontal	293	1.90	-	32.98	7.63	31.18