5.925-6.425GHz_802.11be EHT320_Nss1,(MCS0),2xRU996 MRU 1_2TX

6105MHz_TX

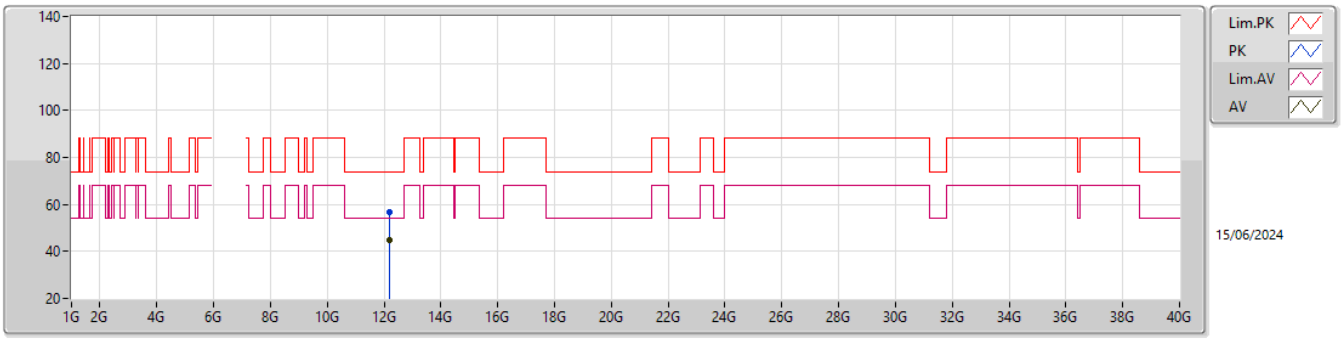

EUT Y_2TX
Setting 0.5/19.25
06-K-S-4

Type	Freq	Level	Limit	Margin	Raw	Dist	Condition	Azimuth	Height	Comment	AF	CL	PA
	(Hz)	(dBuV/m)	(dBuV/m)	(dB)	(dBuV)	(m)		(°)	(m)		(dB)	(dB)	(dB)
PK	12.20972G	56.60	74.00	-17.40	49.66	3	Vertical	317	2.51	-	39.00	10.91	42.97
AV	12.20963G	44.81	54.00	-9.19	37.87	3	Vertical	317	2.51	-	39.00	10.91	42.97

5.925-6.425GHz_802.11be EHT320_Nss1,(MCS0),2xRU996 MRU 1_2TX

6105MHz_TX

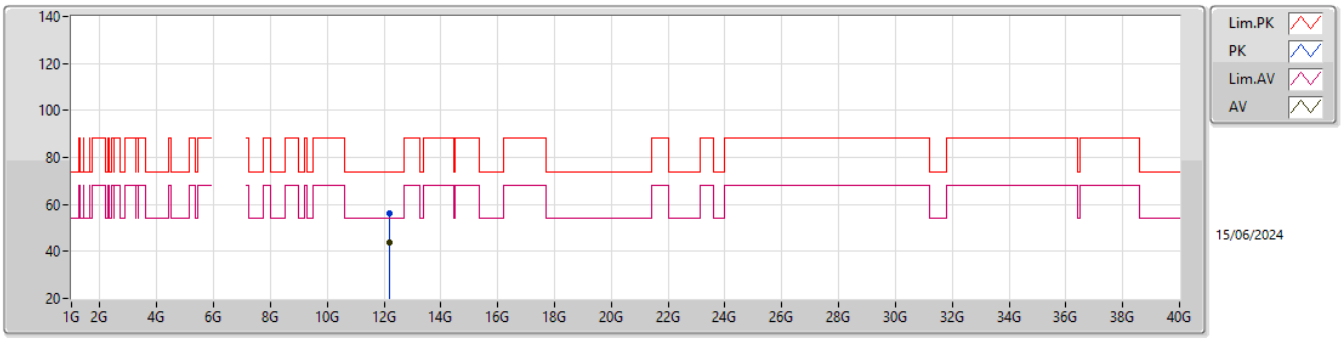

EUT Y_2TX
Setting 0.5/19.25
06-K-S-4

Type	Freq	Level	Limit	Margin	Raw	Dist	Condition	Azimuth	Height	Comment	AF	CL	PA
	(Hz)	(dBuV/m)	(dBuV/m)	(dB)	(dBuV)	(m)		(°)	(m)		(dB)	(dB)	(dB)
PK	12.21014G	56.18	74.00	-17.82	49.24	3	Horizontal	312	2.67	-	39.00	10.91	42.97
AV	12.20982G	43.98	54.00	-10.02	37.04	3	Horizontal	312	2.67	-	39.00	10.91	42.97

5.925-6.425GHz_802.11be EHT320_Nss1,(MCS0),2xRU996 MRU 1_2TX

6105MHz_TX

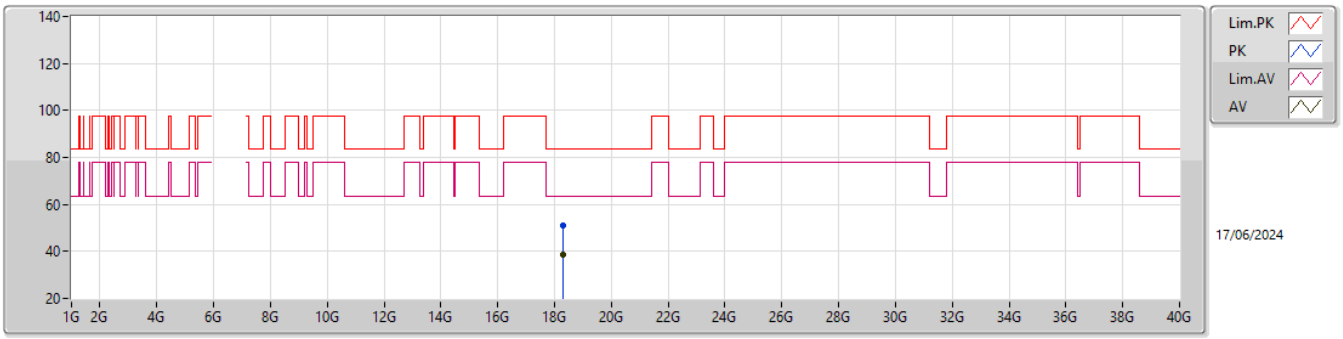

EUT Y_2TX
Setting 0.5/19.25
06-K-S-4

Type	Freq	Level	Limit	Margin	Raw	Dist	Condition	Azimuth	Height	Comment	AF	CL	PA
	(Hz)	(dBuV/m)	(dBuV/m)	(dB)	(dBuV)	(m)		(°)	(m)		(dB)	(dB)	(dB)
PK	18.3152G	50.94	83.54	-32.60	47.75	1	Vertical	142	1.25	-	37.50	15.28	49.59
AV	18.31464G	38.75	63.54	-24.79	35.56	1	Vertical	142	1.25	-	37.50	15.28	49.59

5.925-6.425GHz_802.11be EHT320_Nss1,(MCS0),2xRU996 MRU 1_2TX

6105MHz_TX

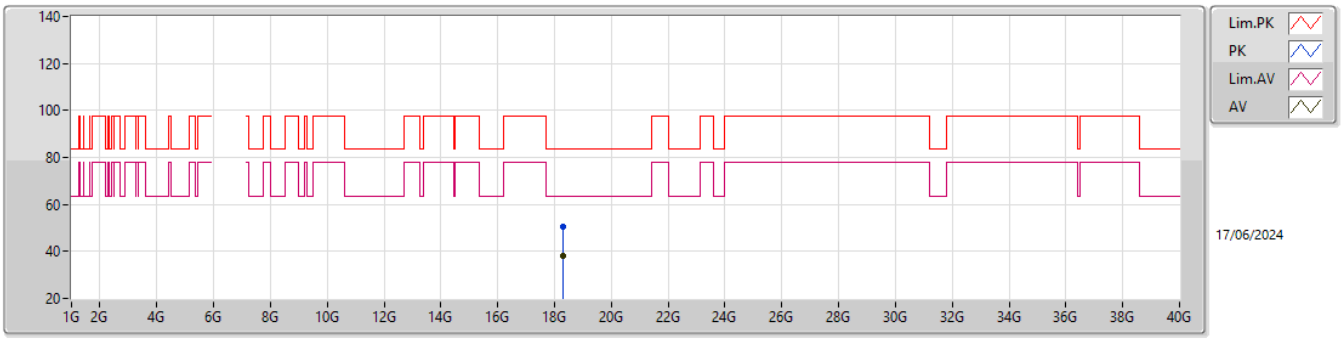

EUT Y_2TX
Setting 0.5/19.25
06-K-S-4

Type	Freq	Level	Limit	Margin	Raw	Dist	Condition	Azimuth	Height	Comment	AF	CL	PA
	(Hz)	(dBuV/m)	(dBuV/m)	(dB)	(dBuV)	(m)		(°)	(m)		(dB)	(dB)	(dB)
PK	18.31494G	50.37	83.54	-33.17	47.18	1	Horizontal	122	1.86	-	37.50	15.28	49.59
AV	18.31451G	38.30	63.54	-25.24	35.11	1	Horizontal	122	1.86	-	37.50	15.28	49.59

6.525-6.875GHz_802.11be EHT320_Nss1,(MCS0),2xRU996+RU484 MRU 8_2TX

6905MHz Straddle 6.525-6.875GHz_TX

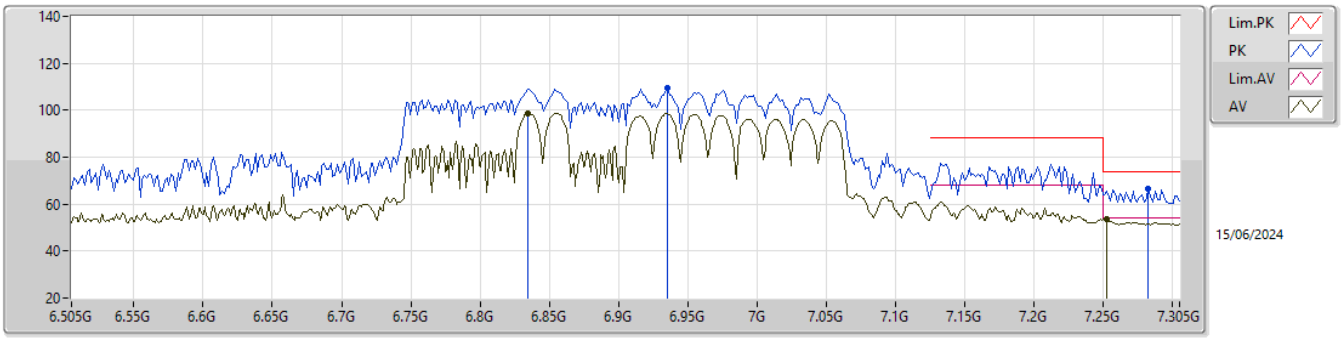

EUT Y_2TX
Setting 2/18.75
06-K-S-4-10

Type	Freq	Level	Limit	Margin	Raw	Dist	Condition	Azimuth	Height	Comment	AF	CL	PA
	(Hz)	(dBuV/m)	(dBuV/m)	(dB)	(dBuV)	(m)		(°)	(m)		(dB)	(dB)	(dB)
PK	6.9354G	109.63	Inf	-Inf	98.27	3	Vertical	329	1.50	-	35.21	8.10	31.95
RMS	6.8346G	98.73	Inf	-Inf	87.59	3	Vertical	329	1.50	-	34.74	8.01	31.61
PK	7.2826G	66.69	74.00	-7.31	54.28	3	Vertical	329	1.50	-	36.63	8.34	32.56
AV	7.2522G	53.51	54.00	-0.49	40.99	3	Vertical	329	1.50	-	36.70	8.34	32.52

6.525-6.875GHz_802.11be EHT320_Nss1,(MCS0),2xRU996+RU484 MRU 8_2TX

6905MHz Straddle 6.525-6.875GHz_TX

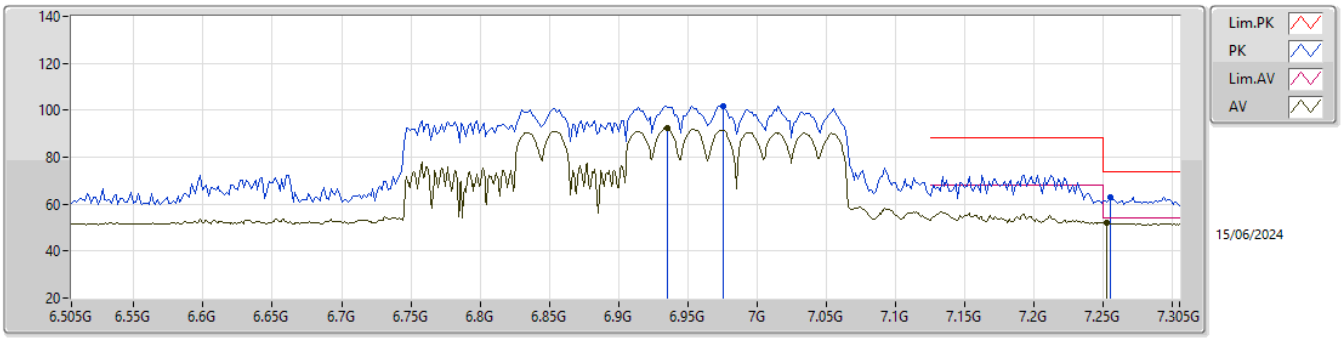

EUT Y_2TX
Setting 2/18.75
06-K-S-4-10

Type	Freq	Level	Limit	Margin	Raw	Dist	Condition	Azimuth	Height	Comment	AF	CL	PA
	(Hz)	(dBuV/m)	(dBuV/m)	(dB)	(dBuV)	(m)		(°)	(m)		(dB)	(dB)	(dB)
PK	6.9754G	101.87	Inf	-Inf	90.42	3	Horizontal	5	2.28	-	35.40	8.13	32.08
RMS	6.9354G	92.24	Inf	-Inf	80.88	3	Horizontal	5	2.28	-	35.21	8.10	31.95
PK	7.2554G	63.14	74.00	-10.86	50.63	3	Horizontal	5	2.28	-	36.69	8.34	32.52
AV	7.2522G	52.07	54.00	-1.93	39.55	3	Horizontal	5	2.28	-	36.70	8.34	32.52

6.525-6.875GHz_802.11be EHT320_Nss1,(MCS0),2xRU996+RU484 MRU 8_2TX

6905MHz Straddle 6.525-6.875GHz_TX

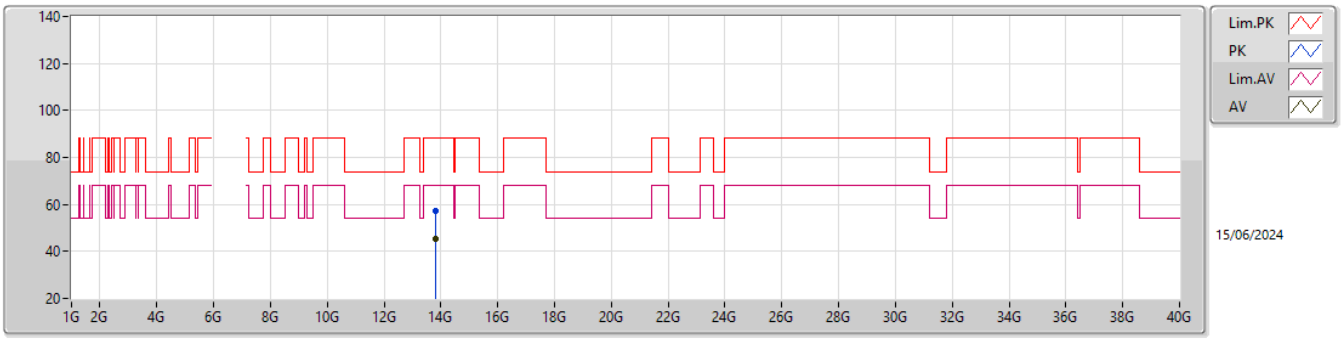

EUT Y_2TX
Setting 2/18.75
06-K-S-4

Type	Freq	Level	Limit	Margin	Raw	Dist	Condition	Azimuth	Height	Comment	AF	CL	PA
	(Hz)	(dBuV/m)	(dBuV/m)	(dB)	(dBuV)	(m)		(°)	(m)		(dB)	(dB)	(dB)
PK	13.81016G	57.25	88.20	-30.95	47.86	3	Vertical	54	2.41	-	40.48	11.63	42.72
RMS	13.80989G	45.49	68.20	-22.71	36.10	3	Vertical	54	2.41	-	40.48	11.63	42.72

6.525-6.875GHz_802.11be EHT320_Nss1,(MCS0),2xRU996+RU484 MRU 8_2TX

6905MHz Straddle 6.525-6.875GHz_TX

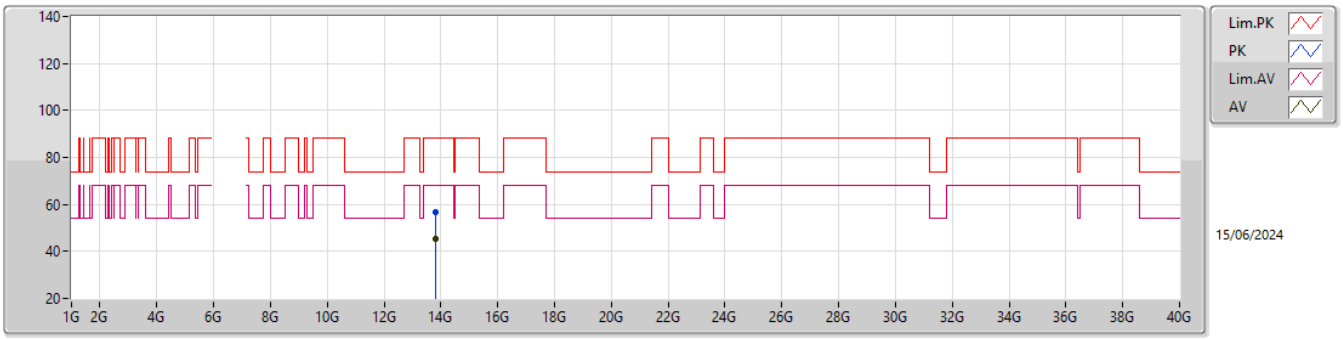

EUT Y_2TX
Setting 2/18.75
06-K-S-4

Type	Freq	Level	Limit	Margin	Raw	Dist	Condition	Azimuth	Height	Comment	AF	CL	PA
	(Hz)	(dBuV/m)	(dBuV/m)	(dB)	(dBuV)	(m)		(°)	(m)		(dB)	(dB)	(dB)
PK	13.80955G	56.83	88.20	-31.37	47.44	3	Horizontal	27	1.80	-	40.48	11.63	42.72
RMS	13.8099G	45.46	68.20	-22.74	36.07	3	Horizontal	27	1.80	-	40.48	11.63	42.72

6.525-6.875GHz_802.11be EHT320_Nss1,(MCS0),2xRU996+RU484 MRU 8_2TX

6905MHz Straddle 6.525-6.875GHz_TX

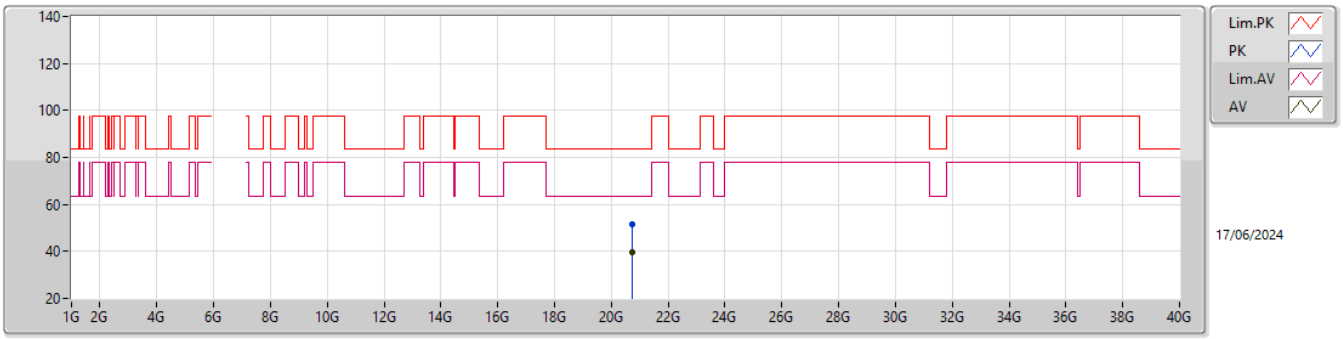

EUT Y_2TX
Setting 2/18.75
06-K-S-4

Type	Freq	Level	Limit	Margin	Raw	Dist	Condition	Azimuth	Height	Comment	AF	CL	PA
	(Hz)	(dBuV/m)	(dBuV/m)	(dB)	(dBuV)	(m)		(°)	(m)		(dB)	(dB)	(dB)
PK	20.71499G	51.61	83.54	-31.93	47.00	1	Vertical	193	1.60	-	37.87	15.77	49.03
AV	20.71479G	39.82	63.54	-23.72	35.21	1	Vertical	193	1.60	-	37.87	15.77	49.03

6.525-6.875GHz_802.11be EHT320_Nss1,(MCS0),2xRU996+RU484 MRU 8_2TX

6905MHz Straddle 6.525-6.875GHz_TX

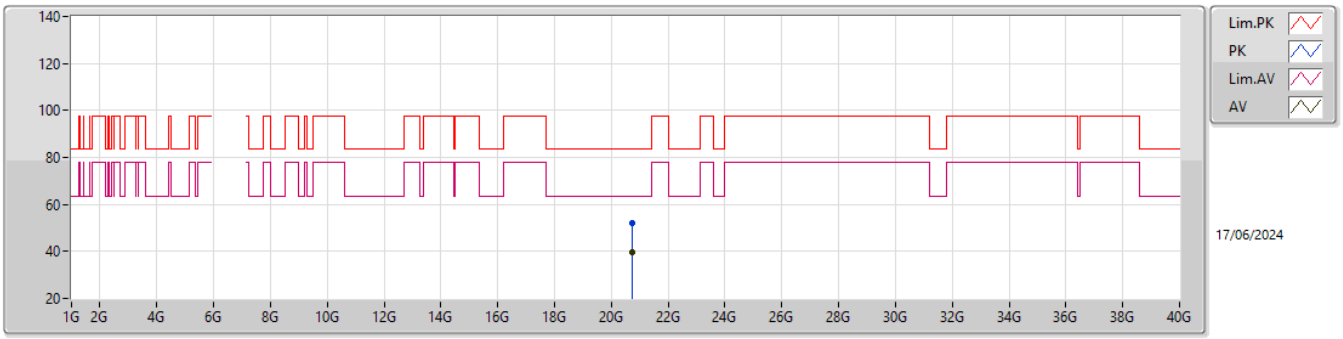

EUT Y_2TX
Setting 2/18.75
06-K-S-4

Type	Freq	Level	Limit	Margin	Raw	Dist	Condition	Azimuth	Height	Comment	AF	CL	PA
	(Hz)	(dBuV/m)	(dBuV/m)	(dB)	(dBuV)	(m)		(°)	(m)		(dB)	(dB)	(dB)
PK	20.71485G	51.93	83.54	-31.61	47.32	1	Horizontal	232	2.46	-	37.87	15.77	49.03
AV	20.71484G	39.77	63.54	-23.77	35.16	1	Horizontal	232	2.46	-	37.87	15.77	49.03

6.525-6.875GHz_802.11be EHT320_Nss1,(MCS0),2xRU996 MRU 1_2TX

6905MHz Straddle 6.525-6.875GHz_TX

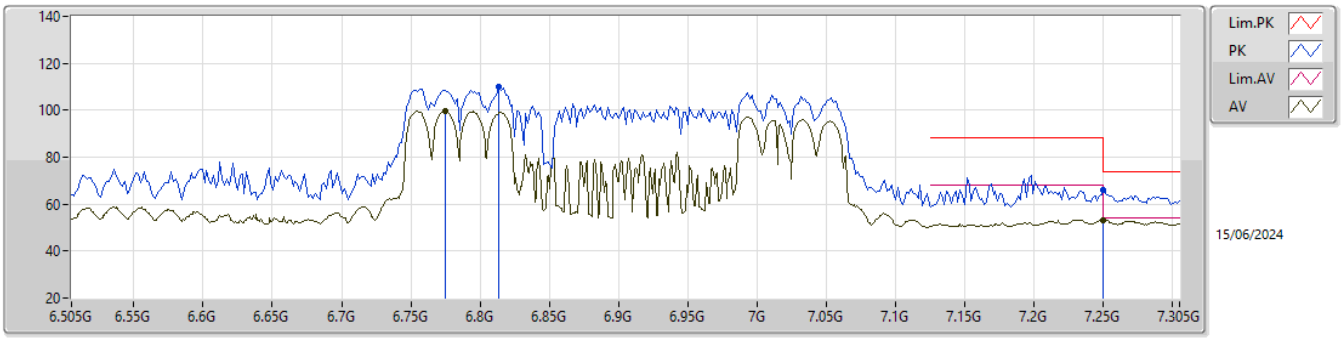

EUT Y_2TX
Setting 2.5/17.25
06-K-S-4-10

Type	Freq	Level	Limit	Margin	Raw	Dist	Condition	Azimuth	Height	Comment	AF	CL	PA
	(Hz)	(dBuV/m)	(dBuV/m)	(dB)	(dBuV)	(m)		(°)	(m)		(dB)	(dB)	(dB)
PK	6.8138G	109.89	Inf	-Inf	98.79	3	Vertical	329	1.66	-	34.66	7.99	31.55
RMS	6.7746G	99.80	Inf	-Inf	88.71	3	Vertical	329	1.66	-	34.55	7.96	31.42
PK	7.25G	65.87	74.00	-8.13	53.35	3	Vertical	329	1.66	-	36.70	8.34	32.52
AV	7.25G	53.34	54.00	-0.66	40.82	3	Vertical	329	1.66	-	36.70	8.34	32.52

6.525-6.875GHz_802.11be EHT320_Nss1,(MCS0),2xRU996 MRU 1_2TX

6905MHz Straddle 6.525-6.875GHz_TX

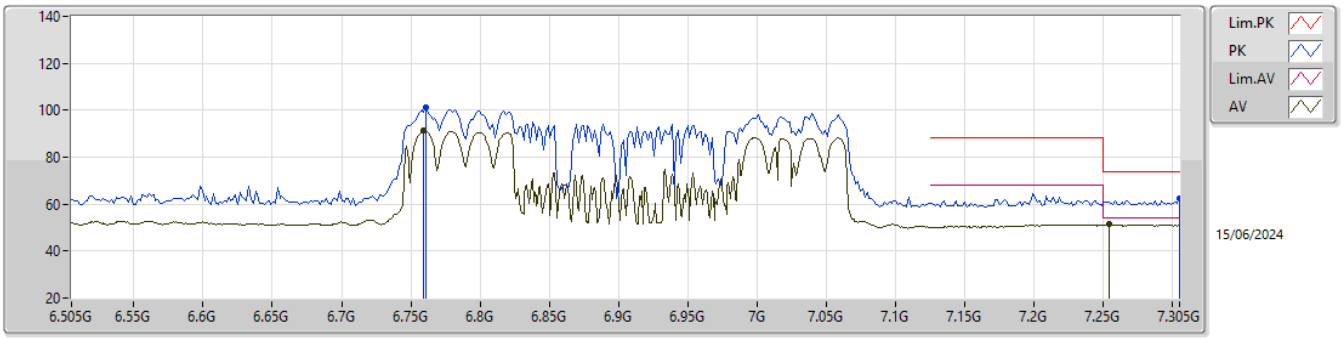

EUT Y_2TX
Setting 2.5/17.25
06-K-S-4-10

Type	Freq	Level	Limit	Margin	Raw	Dist	Condition	Azimuth	Height	Comment	AF	CL	PA
	(Hz)	(dBuV/m)	(dBuV/m)	(dB)	(dBuV)	(m)		(°)	(m)		(dB)	(dB)	(dB)
PK	6.761G	101.03	Inf	-Inf	89.93	3	Horizontal	6	1.22	-	34.52	7.95	31.37
RMS	6.7594G	91.36	Inf	-Inf	80.26	3	Horizontal	6	1.22	-	34.52	7.95	31.37
PK	7.305G	62.41	74.00	-11.59	50.06	3	Horizontal	6	1.22	-	36.60	8.34	32.59
AV	7.2546G	51.45	54.00	-2.55	38.94	3	Horizontal	6	1.22	-	36.69	8.34	32.52

6.525-6.875GHz_802.11be EHT320_Nss1,(MCS0),2xRU996 MRU 1_2TX

6905MHz Straddle 6.525-6.875GHz_TX

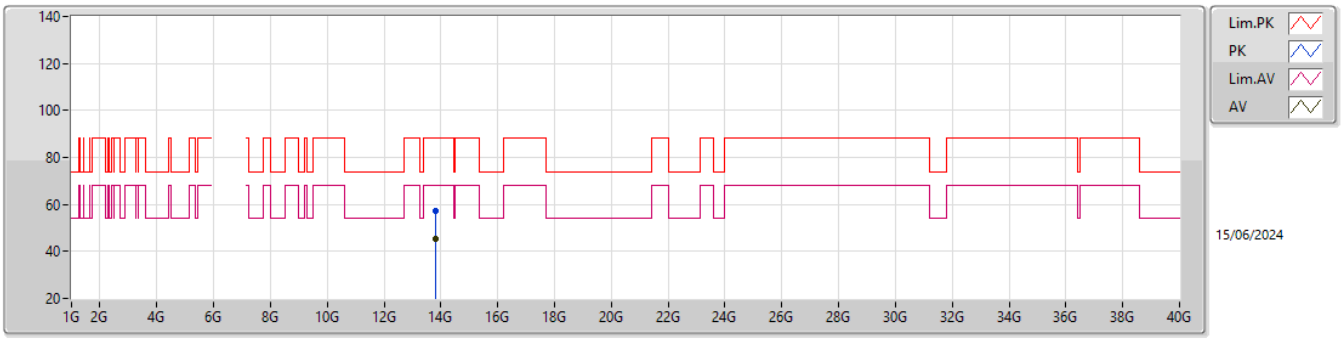

EUT Y_2TX
Setting 2.5/17.25
06-K-S-4

Type	Freq	Level	Limit	Margin	Raw	Dist	Condition	Azimuth	Height	Comment	AF	CL	PA
	(Hz)	(dBuV/m)	(dBuV/m)	(dB)	(dBuV)	(m)		(°)	(m)		(dB)	(dB)	(dB)
PK	13.81031G	57.23	88.20	-30.97	47.84	3	Vertical	223	2.58	-	40.48	11.63	42.72
RMS	13.80966G	45.11	68.20	-23.09	35.72	3	Vertical	223	2.58	-	40.48	11.63	42.72

6.525-6.875GHz_802.11be EHT320_Nss1,(MCS0),2xRU996 MRU 1_2TX

6905MHz Straddle 6.525-6.875GHz_TX

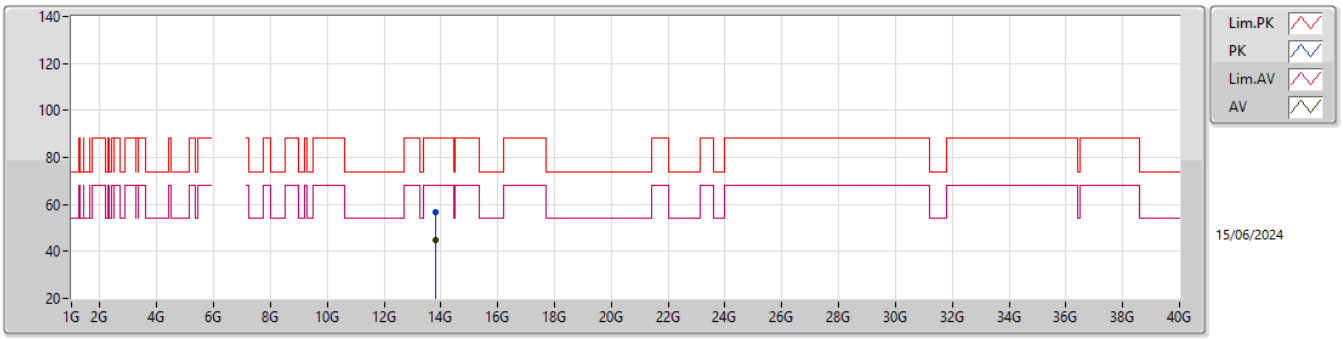

EUT Y_2TX
Setting 2.5/17.25
06-K-S-4

Type	Freq	Level	Limit	Margin	Raw	Dist	Condition	Azimuth	Height	Comment	AF	CL	PA
	(Hz)	(dBuV/m)	(dBuV/m)	(dB)	(dBuV)	(m)		(°)	(m)		(dB)	(dB)	(dB)
PK	13.80994G	56.95	88.20	-31.25	47.56	3	Horizontal	76	1.75	-	40.48	11.63	42.72
RMS	13.81038G	44.79	68.20	-23.41	35.40	3	Horizontal	76	1.75	-	40.48	11.63	42.72

6.525-6.875GHz_802.11be EHT320_Nss1,(MCS0),2xRU996 MRU 1_2TX

6905MHz Straddle 6.525-6.875GHz_TX

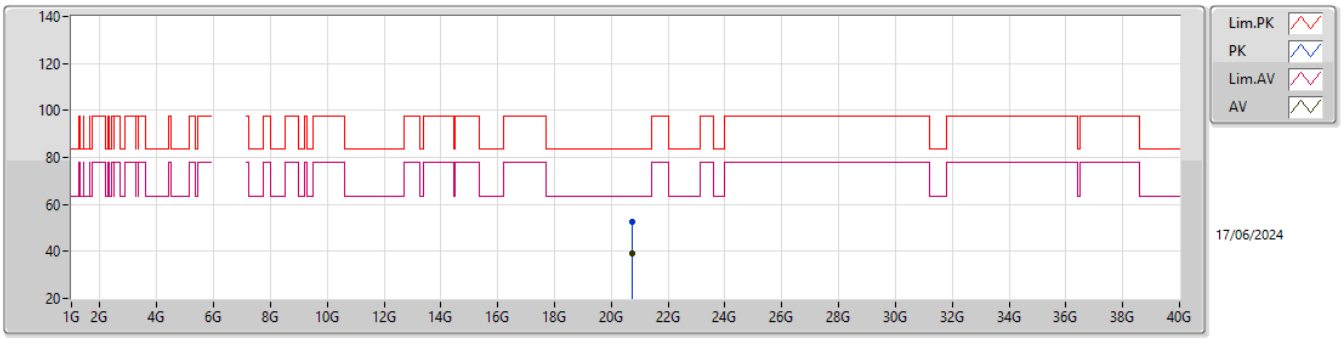

EUT Y_2TX
Setting 2.5/17.25
06-K-S-4

Type	Freq	Level	Limit	Margin	Raw	Dist	Condition	Azimuth	Height	Comment	AF	CL	PA
	(Hz)	(dBuV/m)	(dBuV/m)	(dB)	(dBuV)	(m)		(°)	(m)		(dB)	(dB)	(dB)
PK	20.71465G	52.75	83.54	-30.79	48.14	1	Vertical	107	2.05	-	37.87	15.77	49.03
AV	20.7146G	39.34	63.54	-24.20	34.73	1	Vertical	107	2.05	-	37.87	15.77	49.03

6.525-6.875GHz_802.11be EHT320_Nss1,(MCS0),2xRU996 MRU 1_2TX

6905MHz Straddle 6.525-6.875GHz_TX

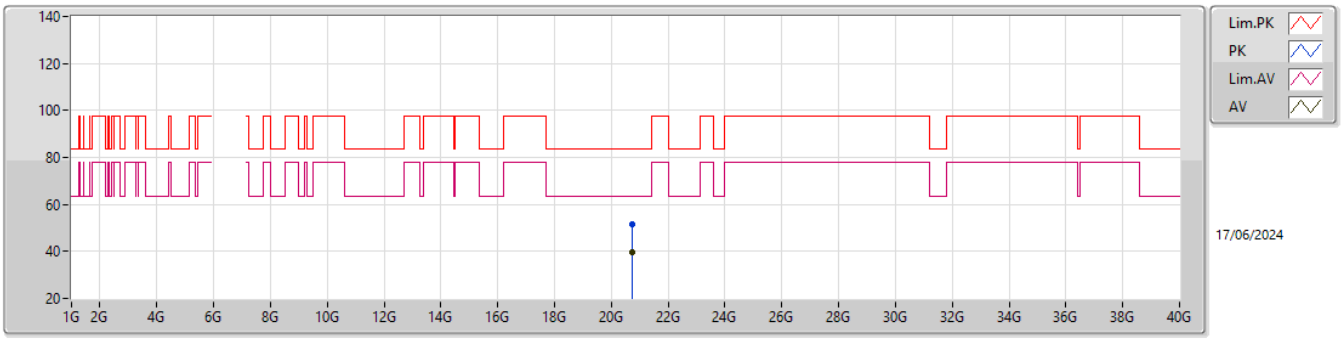

EUT Y_2TX
Setting 2.5/17.25
06-K-S-4

Type	Freq	Level	Limit	Margin	Raw	Dist	Condition	Azimuth	Height	Comment	AF	CL	PA
	(Hz)	(dBuV/m)	(dBuV/m)	(dB)	(dBuV)	(m)		(°)	(m)		(dB)	(dB)	(dB)
PK	20.71457G	51.74	83.54	-31.80	47.13	1	Horizontal	340	2.86	-	37.87	15.77	49.03
AV	20.71458G	39.45	63.54	-24.09	34.84	1	Horizontal	340	2.86	-	37.87	15.77	49.03

5.925-6.425GHz_802.11be EHT80_Nss1,(MCS0),RU484+RU242 MRU 3_4TX

5985MHz_TX

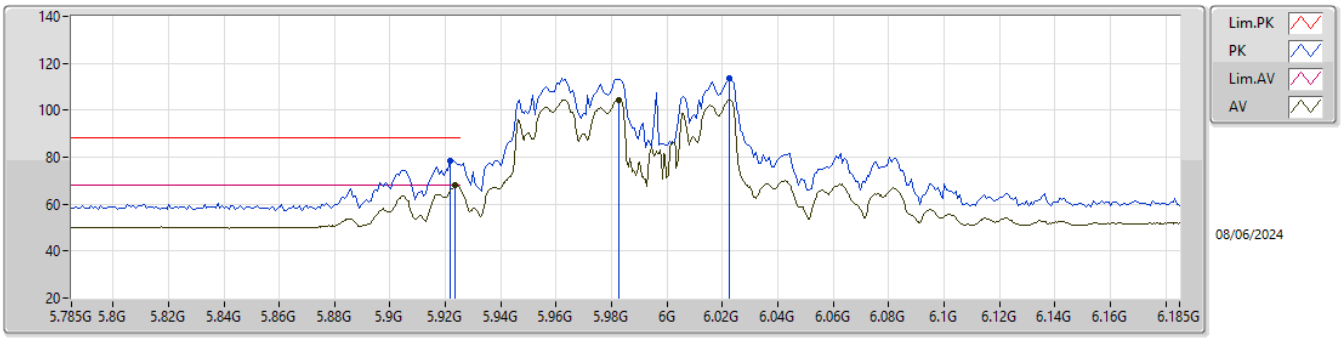

EUT Y_4TX
Setting -8.5/18.25
06-D-Y-1-10

Type	Freq	Level	Limit	Margin	Raw	Dist	Condition	Azimuth	Height	Comment	AF	CL	PA
	(Hz)	(dBuV/m)	(dBuV/m)	(dB)	(dBuV)	(m)		(°)	(m)		(dB)	(dB)	(dB)
PK	5.9218G	78.61	88.20	-9.59	70.23	3	Vertical	315	1.52	-	32.54	7.44	31.60
RMS	5.9234G	67.94	68.20	-0.26	59.55	3	Vertical	315	1.52	-	32.55	7.44	31.60
PK	6.0226G	113.68	Inf	-Inf	105.20	3	Vertical	315	1.52	-	32.55	7.49	31.56
RMS	5.9826G	104.49	Inf	-Inf	96.11	3	Vertical	315	1.52	-	32.53	7.46	31.61

5.925-6.425GHz_802.11be EHT80_Nss1,(MCS0),RU484+RU242 MRU 3_4TX

5985MHz_TX

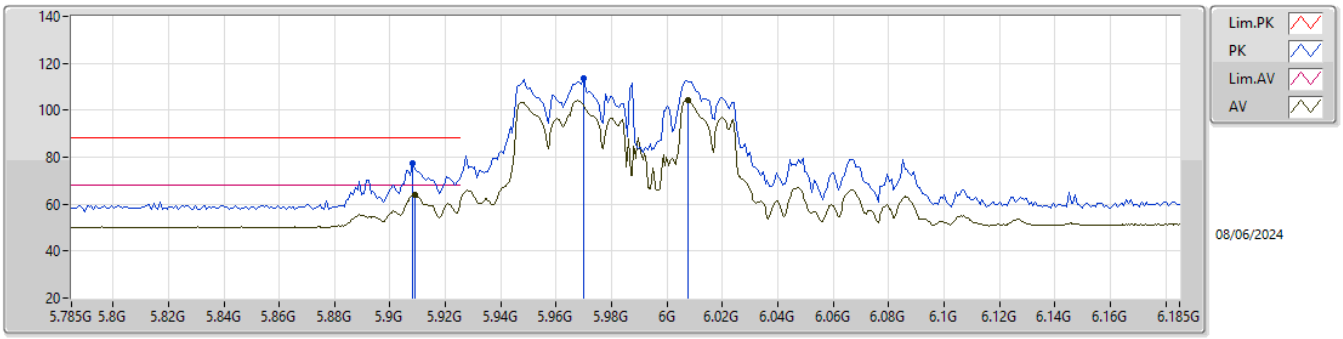

EUT Y_4TX
Setting -8.5/18.25
06-D-Y-1-10

Type	Freq	Level	Limit	Margin	Raw	Dist	Condition	Azimuth	Height	Comment	AF	CL	PA
	(Hz)	(dBuV/m)	(dBuV/m)	(dB)	(dBuV)	(m)		(°)	(m)		(dB)	(dB)	(dB)
PK	5.9082G	77.23	88.20	-10.97	68.88	3	Horizontal	64	1.80	-	32.52	7.43	31.60
RMS	5.909G	63.71	68.20	-4.49	55.36	3	Horizontal	64	1.80	-	32.52	7.43	31.60
PK	5.9698G	113.41	Inf	-Inf	105.00	3	Horizontal	64	1.80	-	32.56	7.46	31.61
RMS	6.0074G	104.22	Inf	-Inf	95.82	3	Horizontal	64	1.80	-	32.51	7.48	31.59

5.925-6.425GHz_802.11be EHT80_Nss1,(MCS0),RU484+RU242 MRU 3_4TX

5985MHz_TX

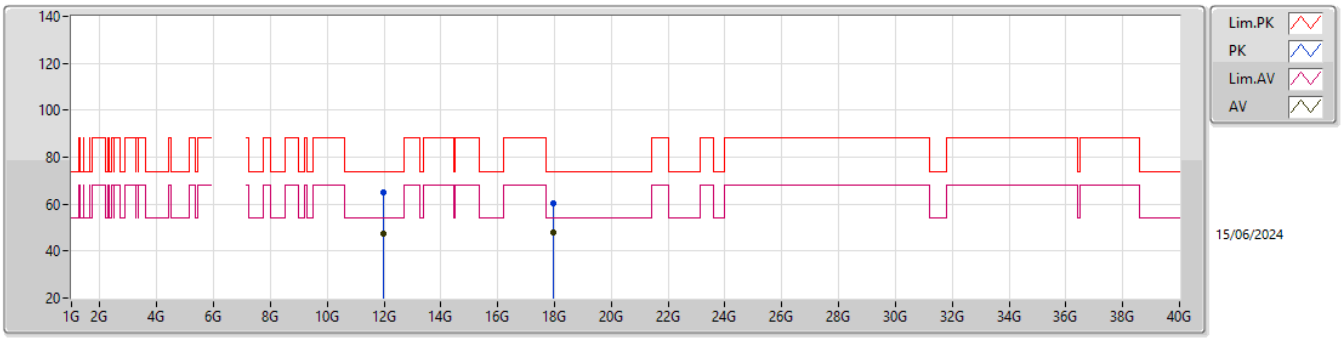

EUT Y_4TX
Setting -8.5/18.25
06-K-S-4

Type	Freq	Level	Limit	Margin	Raw	Dist	Condition	Azimuth	Height	Comment	AF	CL	PA
	(Hz)	(dBuV/m)	(dBuV/m)	(dB)	(dBuV)	(m)		(°)	(m)		(dB)	(dB)	(dB)
PK	11.96985G	64.96	74.00	-9.04	58.15	3	Vertical	133	2.12	-	38.92	10.80	42.91
AV	11.96956G	47.63	54.00	-6.37	40.82	3	Vertical	133	2.12	-	38.92	10.80	42.91
PK	17.95529G	60.40	74.00	-13.60	37.95	3	Vertical	238	2.86	-	50.39	13.55	41.49
AV	17.95536G	47.98	54.00	-6.02	25.52	3	Vertical	238	2.86	-	50.39	13.55	41.48

5.925-6.425GHz_802.11be EHT80_Nss1,(MCS0),RU484+RU242 MRU 3_4TX

5985MHz_TX

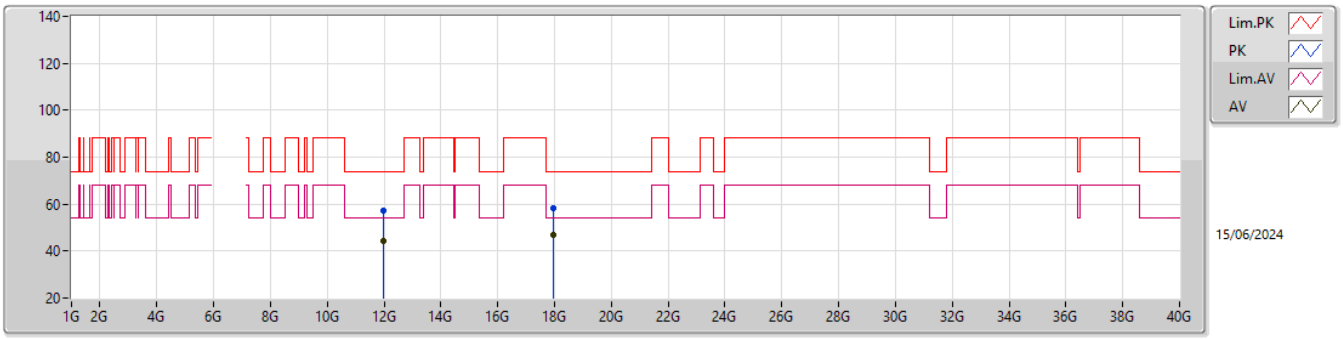

EUT Y_4TX
Setting -8.5/18.25
06-K-S-4

Type	Freq	Level	Limit	Margin	Raw	Dist	Condition	Azimuth	Height	Comment	AF	CL	PA
	(Hz)	(dBuV/m)	(dBuV/m)	(dB)	(dBuV)	(m)		(°)	(m)		(dB)	(dB)	(dB)
PK	11.96951G	57.50	74.00	-16.50	50.69	3	Horizontal	94	2.62	-	38.92	10.80	42.91
AV	11.96977G	44.15	54.00	-9.85	37.34	3	Horizontal	94	2.62	-	38.92	10.80	42.91
PK	17.95546G	58.38	74.00	-15.62	35.92	3	Horizontal	65	1.18	-	50.39	13.55	41.48
AV	17.95514G	46.88	54.00	-7.12	24.44	3	Horizontal	65	1.18	-	50.38	13.55	41.49

5.925-6.425GHz_802.11be EHT80_Nss1,(MCS0),RU484+RU242 MRU 3_4TX

5985MHz_TX

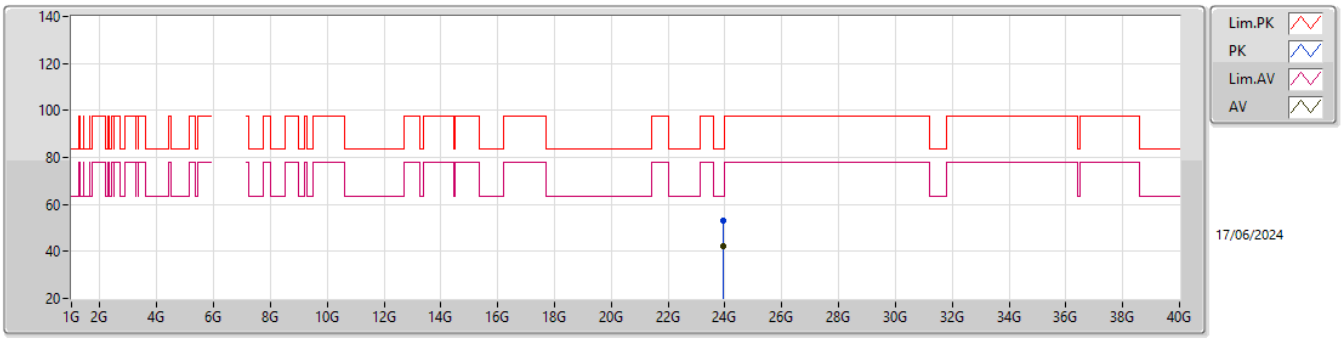

EUT Y_4TX
Setting -8.5/18.25
06-K-S-4

Type	Freq	Level	Limit	Margin	Raw	Dist	Condition	Azimuth	Height	Comment	AF	CL	PA
	(Hz)	(dBuV/m)	(dBuV/m)	(dB)	(dBuV)	(m)		(°)	(m)		(dB)	(dB)	(dB)
PK	23.94049G	53.33	83.54	-30.21	44.19	1	Vertical	143	2.04	-	38.88	17.38	47.12
AV	23.93993G	42.35	63.54	-21.19	33.21	1	Vertical	143	2.04	-	38.88	17.38	47.12

5.925-6.425GHz_802.11be EHT80_Nss1,(MCS0),RU484+RU242 MRU 3_4TX

5985MHz_TX

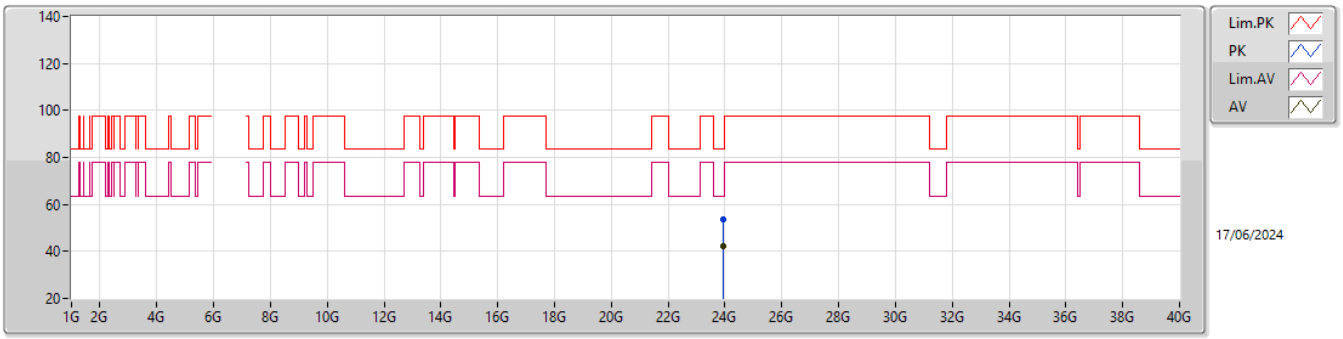

EUT Y_4TX
Setting -8.5/18.25
06-K-S-4

Type	Freq	Level	Limit	Margin	Raw	Dist	Condition	Azimuth	Height	Comment	AF	CL	PA
	(Hz)	(dBuV/m)	(dBuV/m)	(dB)	(dBuV)	(m)		(°)	(m)		(dB)	(dB)	(dB)
PK	23.93962G	53.61	83.54	-29.93	44.47	1	Horizontal	67	2.54	-	38.88	17.38	47.12
AV	23.9395G	42.17	63.54	-21.37	33.03	1	Horizontal	67	2.54	-	38.88	17.38	47.12

5.925-6.425GHz_802.11be EHT80_Nss1,(MCS0),RU242+RU242 MRU 1_4TX

5985MHz_TX

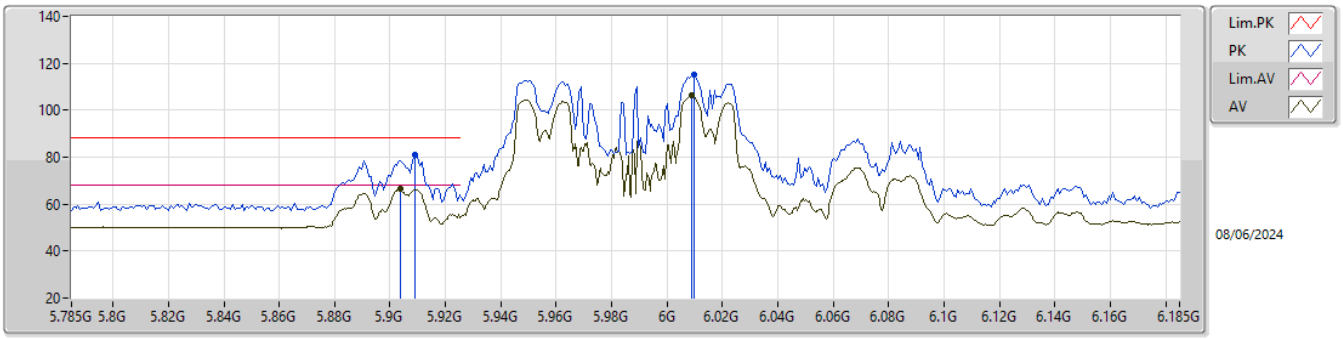

EUT Y_4TX
Setting -11.5/19.25
06-D-R-7-10

Type	Freq	Level	Limit	Margin	Raw	Dist	Condition	Azimuth	Height	Comment	AF	CL	PA
	(Hz)	(dBuV/m)	(dBuV/m)	(dB)	(dBuV)	(m)		(°)	(m)		(dB)	(dB)	(dB)
PK	5.909G	80.79	88.20	-7.41	72.44	3	Vertical	49	1.52	-	32.52	7.43	31.60
RMS	5.9038G	66.40	68.20	-1.80	58.06	3	Vertical	49	1.52	-	32.51	7.43	31.60
PK	6.0098G	115.43	Inf	-Inf	107.02	3	Vertical	49	1.52	-	32.52	7.48	31.59
RMS	6.009G	106.34	Inf	-Inf	97.93	3	Vertical	49	1.52	-	32.52	7.48	31.59

5.925-6.425GHz_802.11be EHT80_Nss1,(MCS0),RU242+RU242 MRU 1_4TX

5985MHz_TX

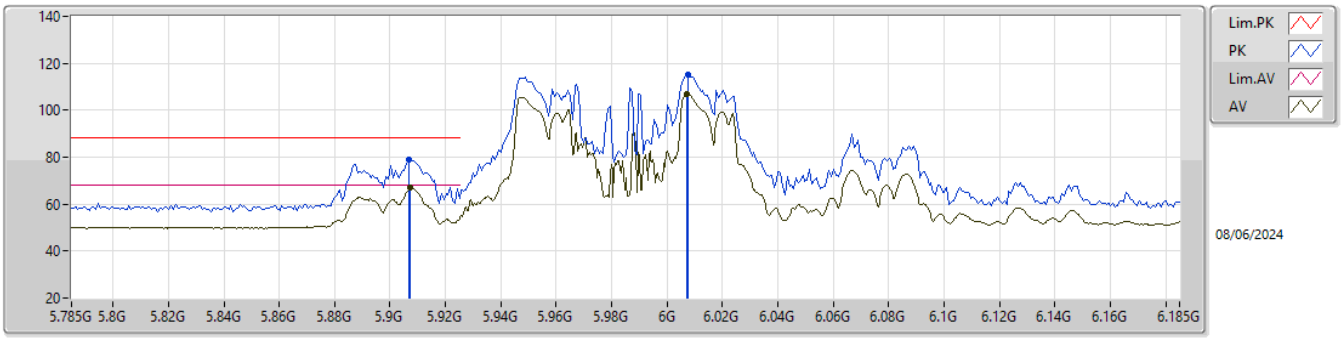

EUT Y_4TX
Setting -11.5/19.25
06-D-R-7-10

Type	Freq	Level	Limit	Margin	Raw	Dist	Condition	Azimuth	Height	Comment	AF	CL	PA
	(Hz)	(dBuV/m)	(dBuV/m)	(dB)	(dBuV)	(m)		(°)	(m)		(dB)	(dB)	(dB)
PK	5.9066G	78.93	88.20	-9.27	70.59	3	Horizontal	66	1.80	-	32.51	7.43	31.60
RMS	5.9074G	66.99	68.20	-1.21	58.65	3	Horizontal	66	1.80	-	32.51	7.43	31.60
PK	6.0074G	115.10	Inf	-Inf	106.70	3	Horizontal	66	1.80	-	32.51	7.48	31.59
RMS	6.007G	106.89	Inf	-Inf	98.49	3	Horizontal	66	1.80	-	32.51	7.48	31.59

5.925-6.425GHz_802.11be EHT80_Nss1,(MCS0),RU242+RU242 MRU 1_4TX

5985MHz_TX

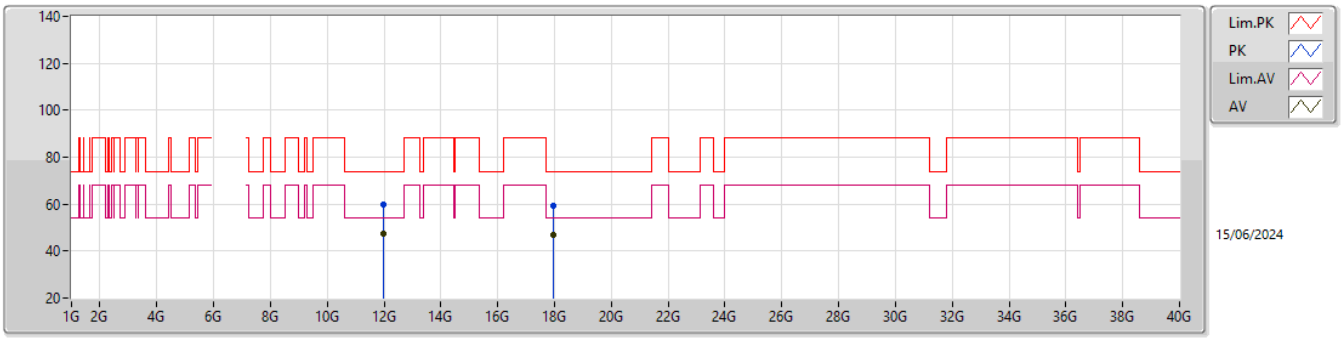

EUT Y_4TX
Setting -11.5/19.25
06-K-S-4

Type	Freq	Level	Limit	Margin	Raw	Dist	Condition	Azimuth	Height	Comment	AF	CL	PA
	(Hz)	(dBuV/m)	(dBuV/m)	(dB)	(dBuV)	(m)		(°)	(m)		(dB)	(dB)	(dB)
PK	11.96977G	59.79	74.00	-14.21	52.98	3	Vertical	298	1.60	-	38.92	10.80	42.91
AV	11.96969G	47.50	54.00	-6.50	40.69	3	Vertical	298	1.60	-	38.92	10.80	42.91
PK	17.95535G	59.46	74.00	-14.54	37.01	3	Vertical	13	2.89	-	50.39	13.55	41.49
AV	17.95539G	46.95	54.00	-7.05	24.49	3	Vertical	13	2.89	-	50.39	13.55	41.48

5.925-6.425GHz_802.11be EHT80_Nss1,(MCS0),RU242+RU242 MRU 1_4TX

5985MHz_TX

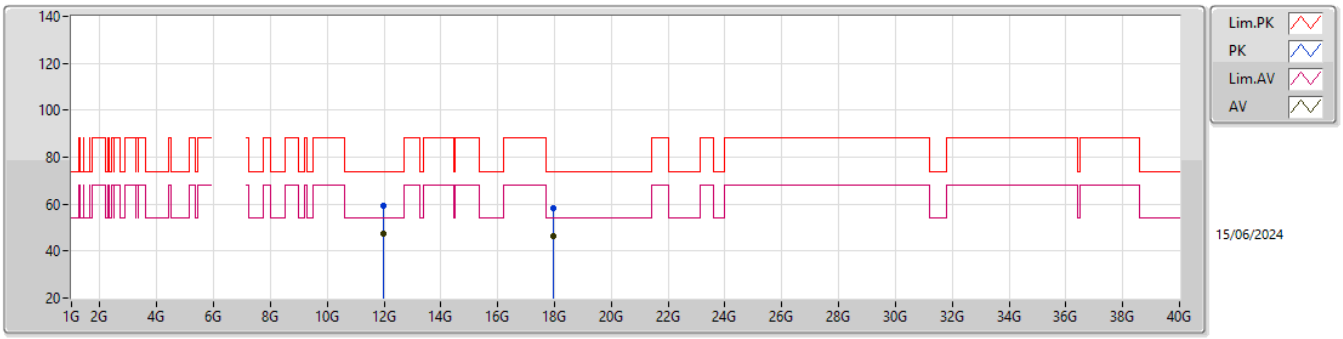

EUT Y_4TX
Setting -11.5/19.25
06-K-S-4

Type	Freq	Level	Limit	Margin	Raw	Dist	Condition	Azimuth	Height	Comment	AF	CL	PA
	(Hz)	(dBuV/m)	(dBuV/m)	(dB)	(dBuV)	(m)		(°)	(m)		(dB)	(dB)	(dB)
PK	11.9696G	59.42	74.00	-14.58	52.61	3	Horizontal	243	2.69	-	38.92	10.80	42.91
AV	11.96977G	47.28	54.00	-6.72	40.47	3	Horizontal	243	2.69	-	38.92	10.80	42.91
PK	17.95455G	58.06	74.00	-15.94	35.65	3	Horizontal	251	2.12	-	50.35	13.55	41.49
AV	17.95492G	46.55	54.00	-7.45	24.12	3	Horizontal	251	2.12	-	50.37	13.55	41.49

5.925-6.425GHz_802.11be EHT80_Nss1,(MCS0),RU242+RU242 MRU 1_4TX

5985MHz_TX

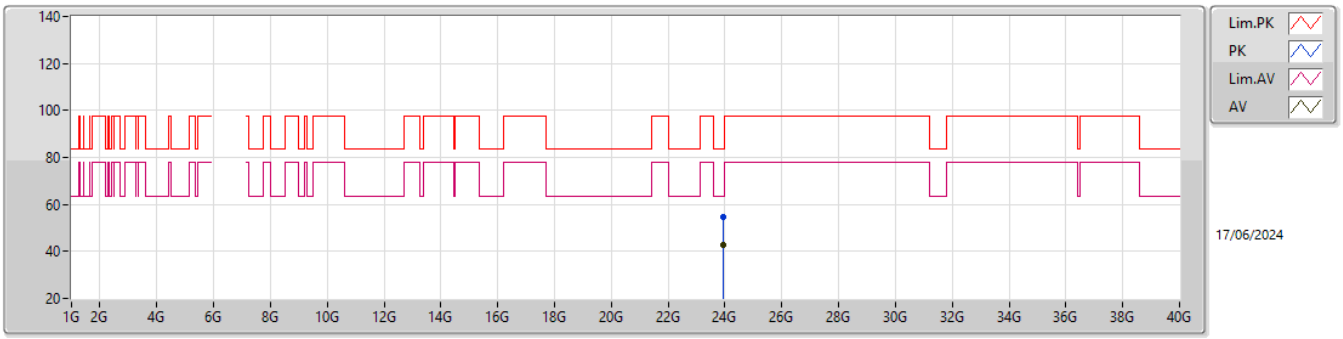

EUT Y_4TX
Setting -11.5/19.25
06-K-S-4

Type	Freq	Level	Limit	Margin	Raw	Dist	Condition	Azimuth	Height	Comment	AF	CL	PA
	(Hz)	(dBuV/m)	(dBuV/m)	(dB)	(dBuV)	(m)		(°)	(m)		(dB)	(dB)	(dB)
PK	23.93994G	54.53	83.54	-29.01	45.39	1	Vertical	178	1.38	-	38.88	17.38	47.12
AV	23.9401G	42.83	63.54	-20.71	33.69	1	Vertical	178	1.38	-	38.88	17.38	47.12

5.925-6.425GHz_802.11be EHT80_Nss1,(MCS0),RU242+RU242 MRU 1_4TX

5985MHz_TX

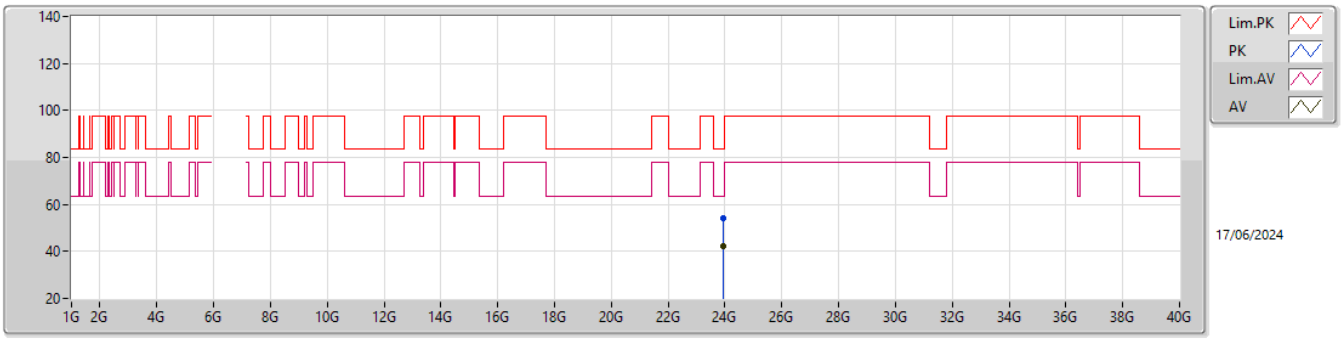

EUT Y_4TX
Setting -11.5/19.25
06-K-S-4

Type	Freq	Level	Limit	Margin	Raw	Dist	Condition	Azimuth	Height	Comment	AF	CL	PA
	(Hz)	(dBuV/m)	(dBuV/m)	(dB)	(dBuV)	(m)		(°)	(m)		(dB)	(dB)	(dB)
PK	23.93968G	54.04	83.54	-29.50	44.90	1	Horizontal	342	1.43	-	38.88	17.38	47.12
AV	23.93978G	42.23	63.54	-21.31	33.09	1	Horizontal	342	1.43	-	38.88	17.38	47.12

6.875-7.125GHz_802.11be EHT80_Nss1,(MCS0),RU484+RU242 MRU 3_4TX

7025MHz_TX

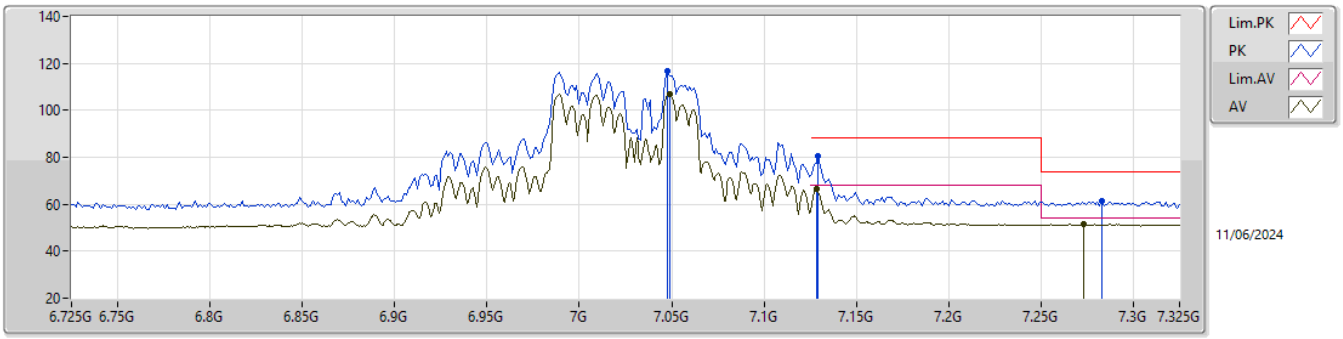

EUT Y_4TX
Setting -10/19.75
06-D-S-4-10

Type	Freq	Level	Limit	Margin	Raw	Dist	Condition	Azimuth	Height	Comment	AF	CL	PA
	(Hz)	(dBuV/m)	(dBuV/m)	(dB)	(dBuV)	(m)		(°)	(m)		(dB)	(dB)	(dB)
PK	7.0478G	116.65	Inf	-Inf	104.89	3	Vertical	329	2.60	-	35.79	8.20	32.23
RMS	7.049G	106.81	Inf	-Inf	95.05	3	Vertical	329	2.60	-	35.79	8.20	32.23
PK	7.1294G	80.44	88.20	-7.76	68.33	3	Vertical	329	2.60	-	36.18	8.27	32.34
RMS	7.1282G	66.33	68.20	-1.87	54.23	3	Vertical	329	2.60	-	36.17	8.27	32.34
PK	7.283G	61.22	74.00	-12.78	48.81	3	Vertical	329	2.60	-	36.63	8.34	32.56
AV	7.2734G	51.38	54.00	-2.62	38.94	3	Vertical	329	2.60	-	36.65	8.34	32.55

6.875-7.125GHz_802.11be EHT80_Nss1,(MCS0),RU484+RU242 MRU 3_4TX

7025MHz_TX

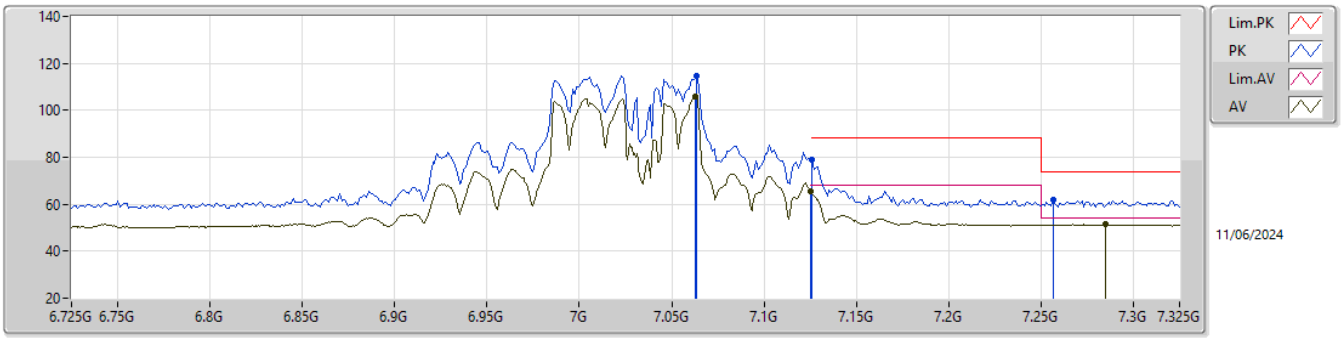

EUT Y_4TX
Setting -10/19.75
06-D-S-4-10

Type	Freq	Level	Limit	Margin	Raw	Dist	Condition	Azimuth	Height	Comment	AF	CL	PA
	(Hz)	(dBuV/m)	(dBuV/m)	(dB)	(dBuV)	(m)		(°)	(m)		(dB)	(dB)	(dB)
PK	7.0634G	114.69	Inf	-Inf	102.88	3	Horizontal	62	2.06	-	35.85	8.21	32.25
RMS	7.0628G	106.05	Inf	-Inf	94.24	3	Horizontal	62	2.06	-	35.85	8.21	32.25
PK	7.1258G	79.10	88.20	-9.10	67.02	3	Horizontal	62	2.06	-	36.15	8.27	32.34
RMS	7.1252G	65.67	68.20	-2.53	53.59	3	Horizontal	62	2.06	-	36.15	8.27	32.34
PK	7.2566G	61.88	74.00	-12.12	49.37	3	Horizontal	62	2.06	-	36.69	8.34	32.52
AV	7.2848G	51.40	54.00	-2.60	38.99	3	Horizontal	62	2.06	-	36.63	8.34	32.56

6.875-7.125GHz_802.11be EHT80_Nss1,(MCS0),RU484+RU242 MRU 3_4TX

7025MHz_TX

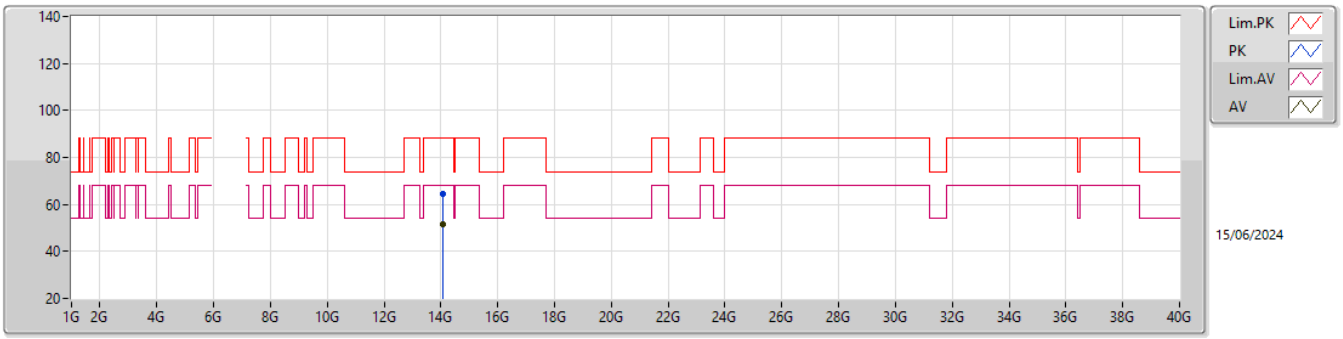

EUT Y_4TX
Setting -10/19.75
06-K-S-4

Type	Freq	Level	Limit	Margin	Raw	Dist	Condition	Azimuth	Height	Comment	AF	CL	PA
	(Hz)	(dBuV/m)	(dBuV/m)	(dB)	(dBuV)	(m)		(°)	(m)		(dB)	(dB)	(dB)
PK	14.05005G	64.40	88.20	-23.80	54.63	3	Vertical	329	2.00	-	40.90	11.74	42.87
RMS	14.04984G	51.31	68.20	-16.89	41.54	3	Vertical	329	2.00	-	40.90	11.74	42.87

6.875-7.125GHz_802.11be EHT80_Nss1,(MCS0),RU484+RU242 MRU 3_4TX

7025MHz_TX

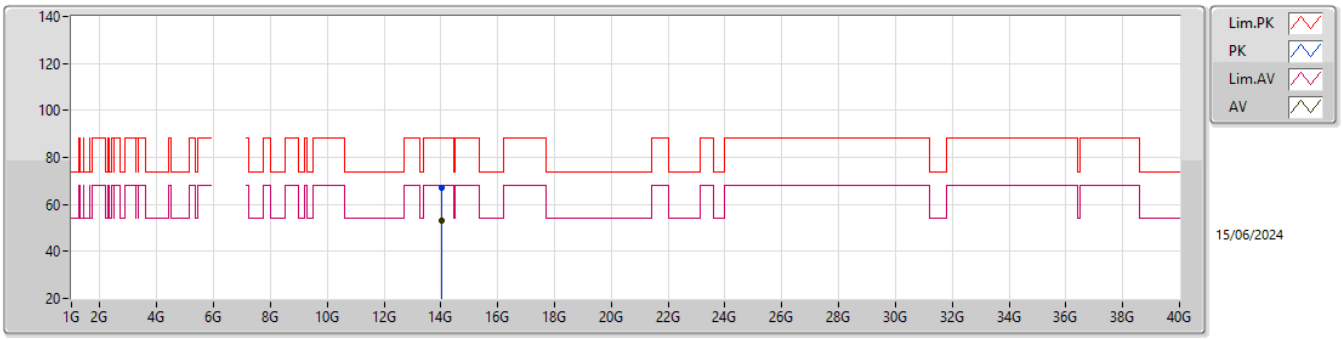

EUT Y_4TX
Setting -10/19.75
06-K-S-4

Type	Freq	Level	Limit	Margin	Raw	Dist	Condition	Azimuth	Height	Comment	AF	CL	PA
	(Hz)	(dBuV/m)	(dBuV/m)	(dB)	(dBuV)	(m)		(°)	(m)		(dB)	(dB)	(dB)
PK	14.0497G	67.22	88.20	-20.98	57.45	3	Horizontal	277	1.59	-	40.90	11.74	42.87
RMS	14.0496G	52.85	68.20	-15.35	43.08	3	Horizontal	277	1.59	-	40.90	11.74	42.87

6.875-7.125GHz_802.11be EHT80_Nss1,(MCS0),RU484+RU242 MRU 3_4TX

7025MHz_TX

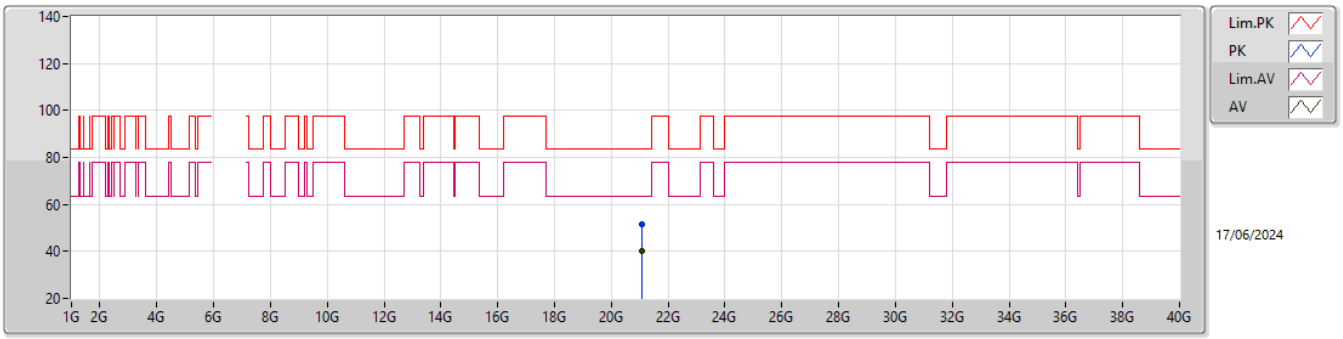

EUT Y_4TX
Setting -10/19.75
06-K-S-4

Type	Freq	Level	Limit	Margin	Raw	Dist	Condition	Azimuth	Height	Comment	AF	CL	PA
	(Hz)	(dBuV/m)	(dBuV/m)	(dB)	(dBuV)	(m)		(°)	(m)		(dB)	(dB)	(dB)
PK	21.07453G	51.41	83.54	-32.13	45.97	1	Vertical	359	2.67	-	38.25	16.06	48.87
AV	21.0745G	39.97	63.54	-23.57	34.53	1	Vertical	359	2.67	-	38.25	16.06	48.87

6.875-7.125GHz_802.11be EHT80_Nss1,(MCS0),RU484+RU242 MRU 3_4TX

7025MHz_TX

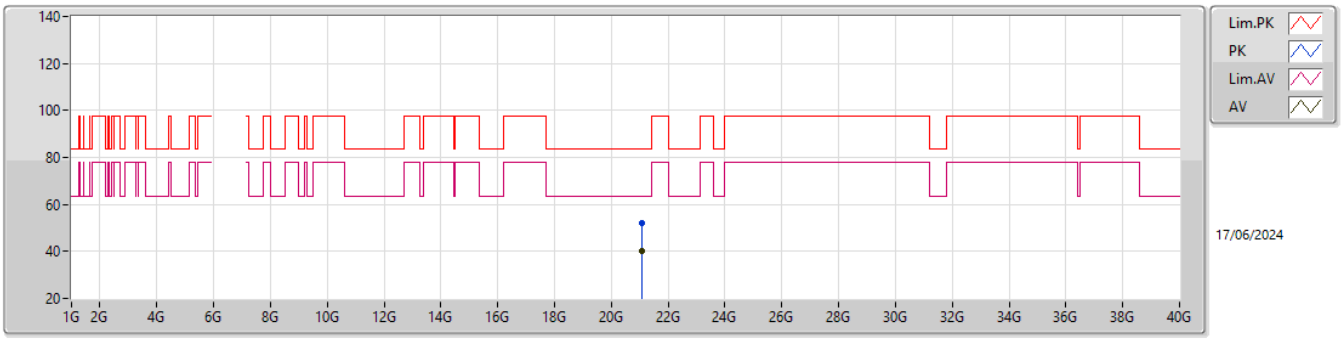

EUT Y_4TX
Setting -10/19.75
06-K-S-4

Type	Freq	Level	Limit	Margin	Raw	Dist	Condition	Azimuth	Height	Comment	AF	CL	PA
	(Hz)	(dBuV/m)	(dBuV/m)	(dB)	(dBuV)	(m)		(°)	(m)		(dB)	(dB)	(dB)
PK	21.07468G	51.84	83.54	-31.70	46.40	1	Horizontal	71	2.69	-	38.25	16.06	48.87
AV	21.07456G	39.92	63.54	-23.62	34.48	1	Horizontal	71	2.69	-	38.25	16.06	48.87

6.875-7.125GHz_802.11be EHT80_Nss1,(MCS0),RU242+RU242 MRU 1_4TX

7025MHz_TX

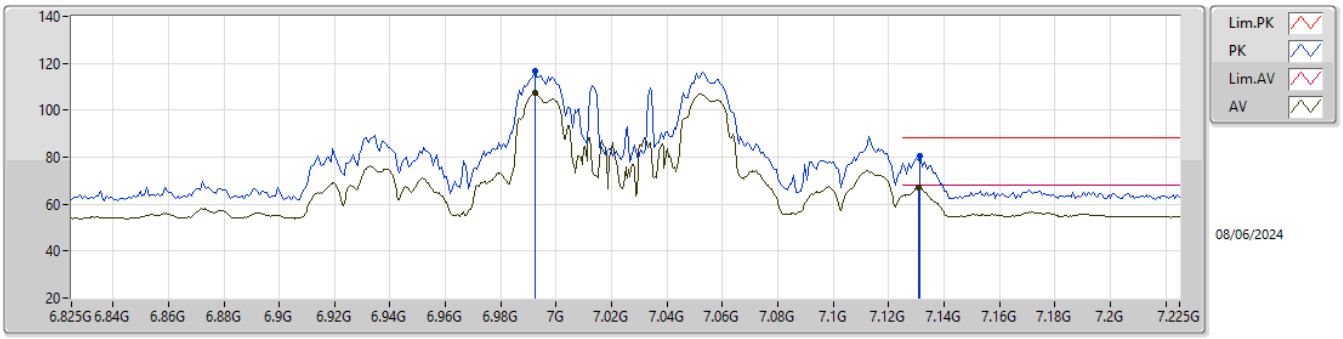

EUT Y_4TX
Setting -12/19.75
06-D-R-7-10

Type	Freq	Level	Limit	Margin	Raw	Dist	Condition	Azimuth	Height	Comment	AF	CL	PA
	(Hz)	(dBuV/m)	(dBuV/m)	(dB)	(dBuV)	(m)		(°)	(m)		(dB)	(dB)	(dB)
PK	6.9922G	116.48	Inf	-Inf	105.00	3	Vertical	331	1.80	-	35.47	8.14	32.13
RMS	6.9922G	107.18	Inf	-Inf	95.70	3	Vertical	331	1.80	-	35.47	8.14	32.13
PK	7.1314G	80.36	88.20	-7.84	68.25	3	Vertical	331	1.80	-	36.19	8.27	32.35
RMS	7.131G	67.28	68.20	-0.92	55.17	3	Vertical	331	1.80	-	36.19	8.27	32.35

6.875-7.125GHz_802.11be EHT80_Nss1,(MCS0),RU242+RU242 MRU 1_4TX

7025MHz_TX

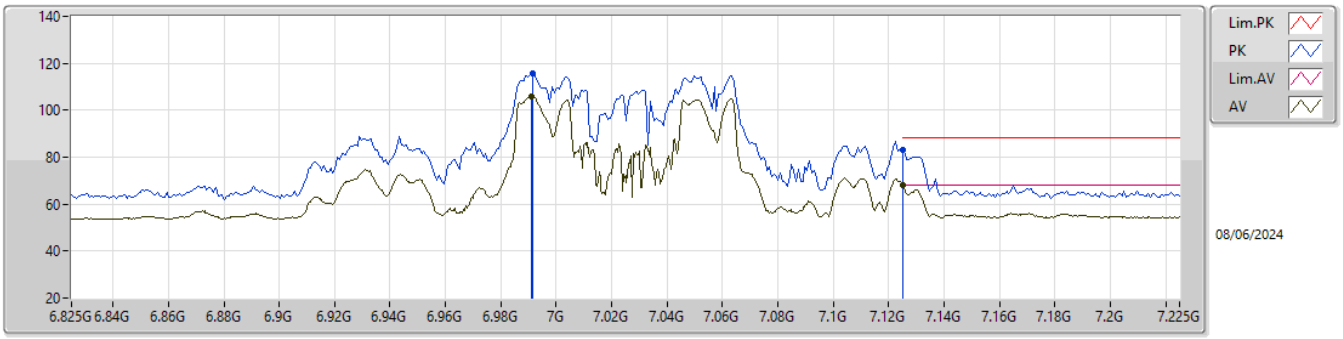

EUT Y_4TX
Setting -12/19.75
06-D-R-7-10

Type	Freq	Level	Limit	Margin	Raw	Dist	Condition	Azimuth	Height	Comment	AF	CL	PA
	(Hz)	(dBuV/m)	(dBuV/m)	(dB)	(dBuV)	(m)		(°)	(m)		(dB)	(dB)	(dB)
PK	6.9914G	115.61	Inf	-Inf	104.13	3	Horizontal	58	1.96	-	35.47	8.14	32.13
RMS	6.991G	105.80	Inf	-Inf	94.33	3	Horizontal	58	1.96	-	35.46	8.14	32.13
PK	7.125G	82.97	88.20	-5.23	70.89	3	Horizontal	58	1.96	-	36.15	8.27	32.34
RMS	7.125G	67.85	68.20	-0.35	55.77	3	Horizontal	58	1.96	-	36.15	8.27	32.34

6.875-7.125GHz_802.11be EHT80_Nss1,(MCS0),RU242+RU242 MRU 1_4TX

7025MHz_TX

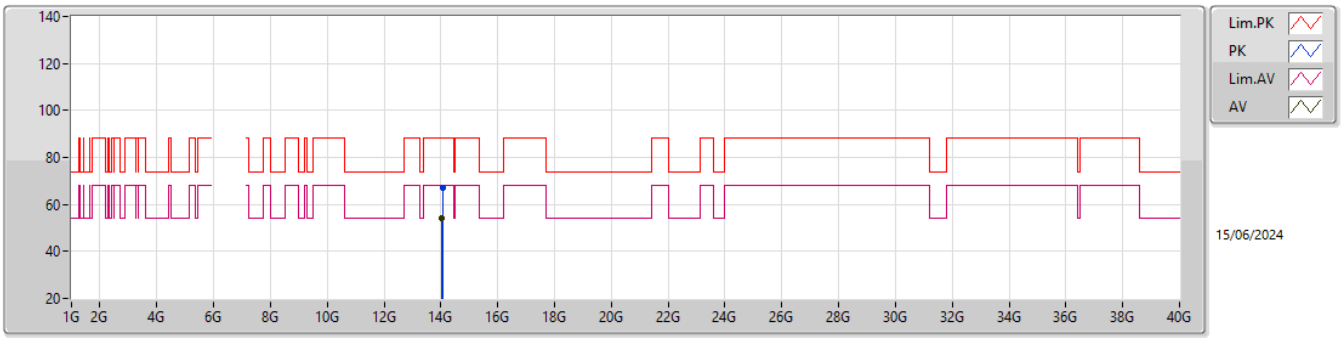

EUT Y_4TX
Setting -12/19.75
06-K-S-4

Type	Freq	Level	Limit	Margin	Raw	Dist	Condition	Azimuth	Height	Comment	AF	CL	PA
	(Hz)	(dBuV/m)	(dBuV/m)	(dB)	(dBuV)	(m)		(°)	(m)		(dB)	(dB)	(dB)
PK	14.05023G	66.84	88.20	-21.36	57.07	3	Vertical	301	1.28	-	40.90	11.74	42.87
RMS	14.04972G	54.36	68.20	-13.84	44.59	3	Vertical	301	1.28	-	40.90	11.74	42.87

6.875-7.125GHz_802.11be EHT80_Nss1,(MCS0),RU242+RU242 MRU 1_4TX

7025MHz_TX

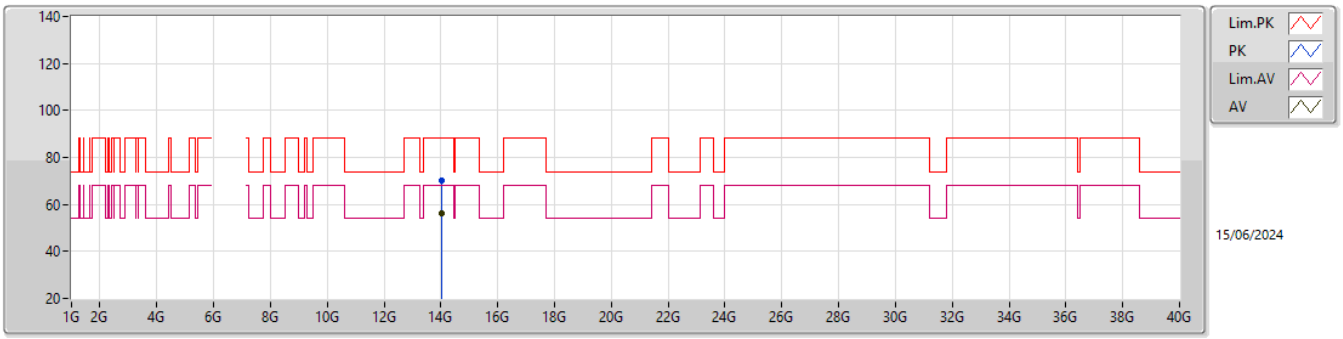

EUT Y_4TX
Setting -12/19.75
06-K-S-4

Type	Freq	Level	Limit	Margin	Raw	Dist	Condition	Azimuth	Height	Comment	AF	CL	PA
	(Hz)	(dBuV/m)	(dBuV/m)	(dB)	(dBuV)	(m)		(°)	(m)		(dB)	(dB)	(dB)
PK	14.04951G	70.09	88.20	-18.11	60.32	3	Horizontal	19	1.27	-	40.90	11.74	42.87
RMS	14.04975G	56.22	68.20	-11.98	46.45	3	Horizontal	19	1.27	-	40.90	11.74	42.87

6.875-7.125GHz_802.11be EHT80_Nss1,(MCS0),RU242+RU242 MRU 1_4TX

7025MHz_TX

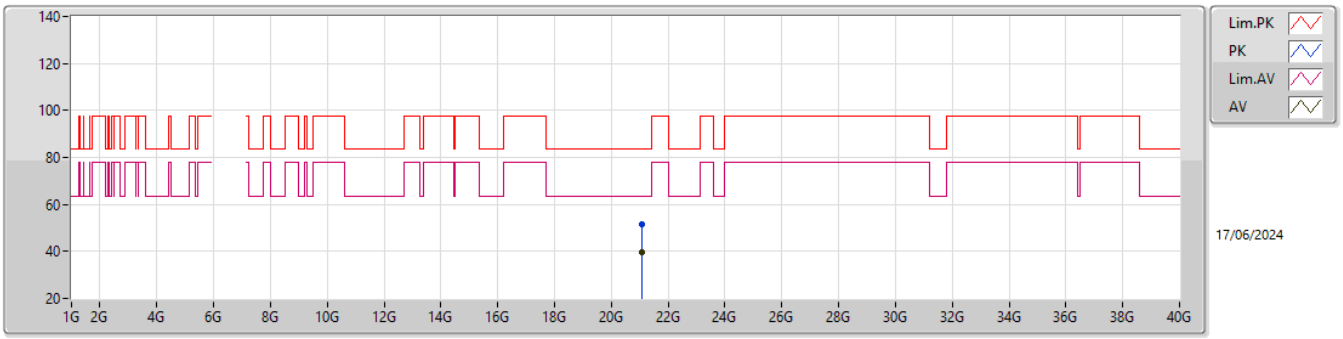

EUT Y_4TX
Setting -12/19.75
06-K-S-4

Type	Freq	Level	Limit	Margin	Raw	Dist	Condition	Azimuth	Height	Comment	AF	CL	PA
	(Hz)	(dBuV/m)	(dBuV/m)	(dB)	(dBuV)	(m)		(°)	(m)		(dB)	(dB)	(dB)
PK	21.07457G	51.38	83.54	-32.16	45.94	1	Vertical	213	2.10	-	38.25	16.06	48.87
AV	21.07523G	39.75	63.54	-23.79	34.31	1	Vertical	213	2.10	-	38.25	16.06	48.87

6.875-7.125GHz_802.11be EHT80_Nss1,(MCS0),RU242+RU242 MRU 1_4TX

7025MHz_TX

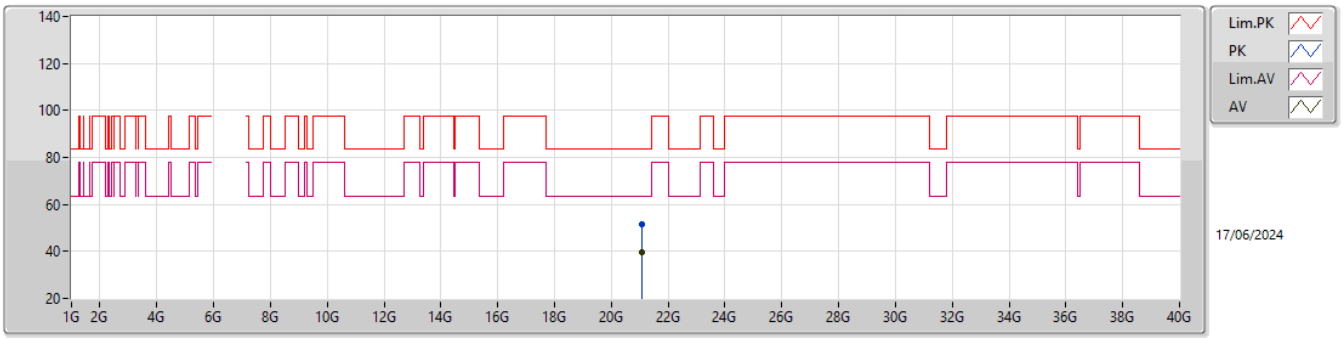

EUT Y_4TX
Setting -12/19.75
06-K-S-4

Type	Freq	Level	Limit	Margin	Raw	Dist	Condition	Azimuth	Height	Comment	AF	CL	PA
	(Hz)	(dBuV/m)	(dBuV/m)	(dB)	(dBuV)	(m)		(°)	(m)		(dB)	(dB)	(dB)
PK	21.07547G	51.38	83.54	-32.16	45.94	1	Horizontal	208	1.24	-	38.25	16.06	48.87
AV	21.0747G	39.68	63.54	-23.86	34.24	1	Horizontal	208	1.24	-	38.25	16.06	48.87

5.925-6.425GHz_802.11be EHT160_Nss1,(MCS0),RU996+RU484 MRU 2_4TX

6025MHz_TX

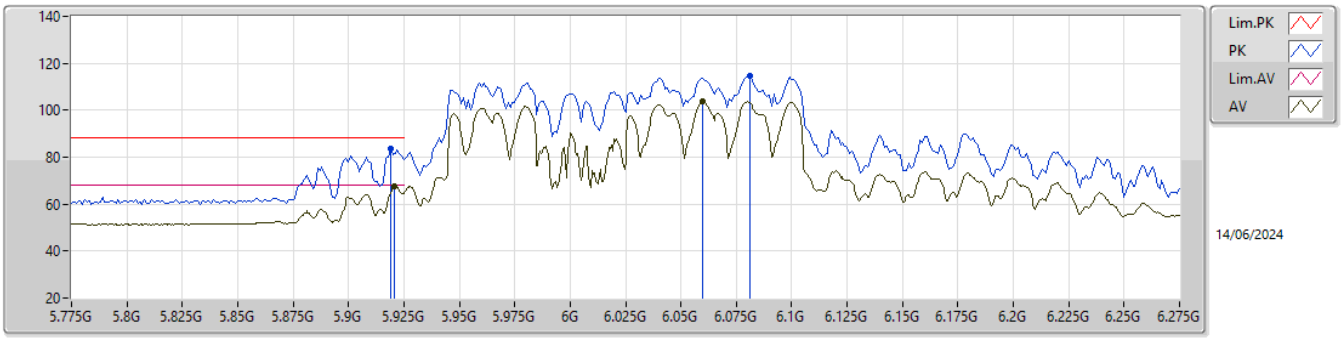

EUT Y_4TX
Setting -6/19.5
06-K-R-7-10

Type	Freq	Level	Limit	Margin	Raw	Dist	Condition	Azimuth	Height	Comment	AF	CL	PA
	(Hz)	(dBuV/m)	(dBuV/m)	(dB)	(dBuV)	(m)		(°)	(m)		(dB)	(dB)	(dB)
PK	5.919G	83.50	88.20	-4.70	75.12	3	Vertical	55	2.00	-	32.54	7.44	31.60
RMS	5.9205G	67.49	68.20	-0.71	59.11	3	Vertical	55	2.00	-	32.54	7.44	31.60
PK	6.081G	114.41	Inf	-Inf	105.71	3	Vertical	55	2.00	-	32.60	7.53	31.43
RMS	6.06G	103.77	Inf	-Inf	95.13	3	Vertical	55	2.00	-	32.60	7.52	31.48

5.925-6.425GHz_802.11be EHT160_Nss1,(MCS0),RU996+RU484 MRU 2_4TX

6025MHz_TX

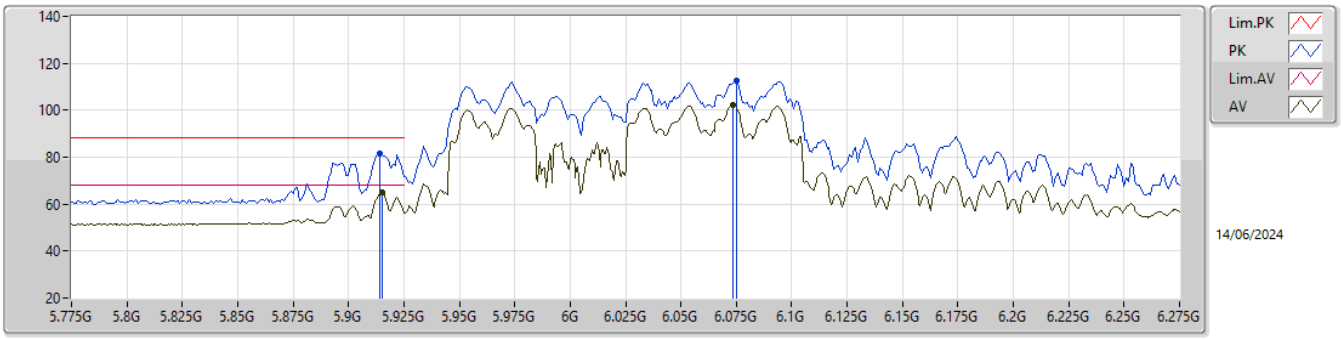

EUT Y_4TX
Setting -6/19.5
06-K-R-7-10

Type	Freq	Level	Limit	Margin	Raw	Dist	Condition	Azimuth	Height	Comment	AF	CL	PA
	(Hz)	(dBuV/m)	(dBuV/m)	(dB)	(dBuV)	(m)		(°)	(m)		(dB)	(dB)	(dB)
PK	5.914G	81.59	88.20	-6.61	73.22	3	Horizontal	298	1.80	-	32.53	7.44	31.60
RMS	5.915G	65.00	68.20	-3.20	56.63	3	Horizontal	298	1.80	-	32.53	7.44	31.60
PK	6.075G	112.35	Inf	-Inf	103.67	3	Horizontal	298	1.80	-	32.60	7.53	31.45
RMS	6.0735G	102.22	Inf	-Inf	93.54	3	Horizontal	298	1.80	-	32.60	7.53	31.45

5.925-6.425GHz_802.11be EHT160_Nss1,(MCS0),RU996+RU484 MRU 2_4TX

6025MHz_TX

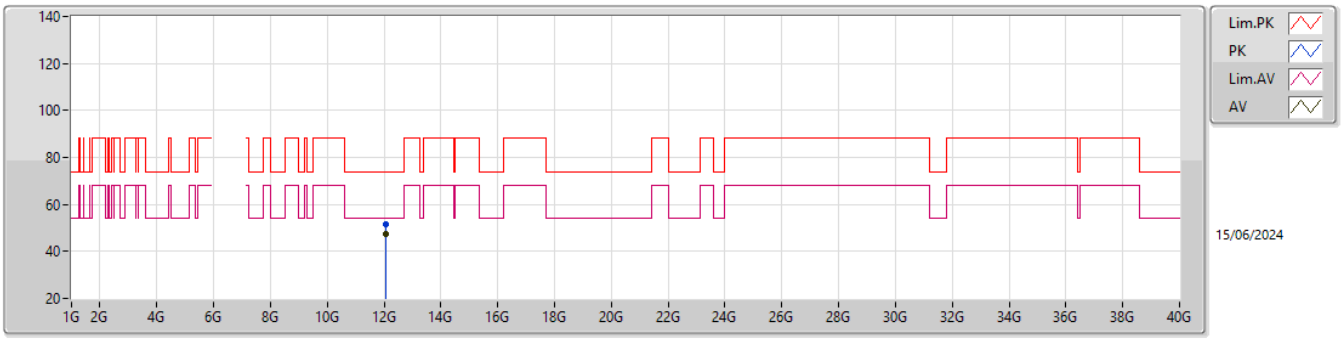

EUT Y_4TX
Setting -6/19.5
06-K-S-4

Type	Freq	Level	Limit	Margin	Raw	Dist	Condition	Azimuth	Height	Comment	AF	CL	PA
	(Hz)	(dBuV/m)	(dBuV/m)	(dB)	(dBuV)	(m)		(°)	(m)		(dB)	(dB)	(dB)
PK	12.04972G	51.61	74.00	-22.39	44.49	3	Vertical	183	1.52	-	39.20	10.83	42.91
AV	12.04958G	47.38	54.00	-6.62	40.26	3	Vertical	183	1.52	-	39.20	10.83	42.91

5.925-6.425GHz_802.11be EHT160_Nss1,(MCS0),RU996+RU484 MRU 2_4TX

6025MHz_TX

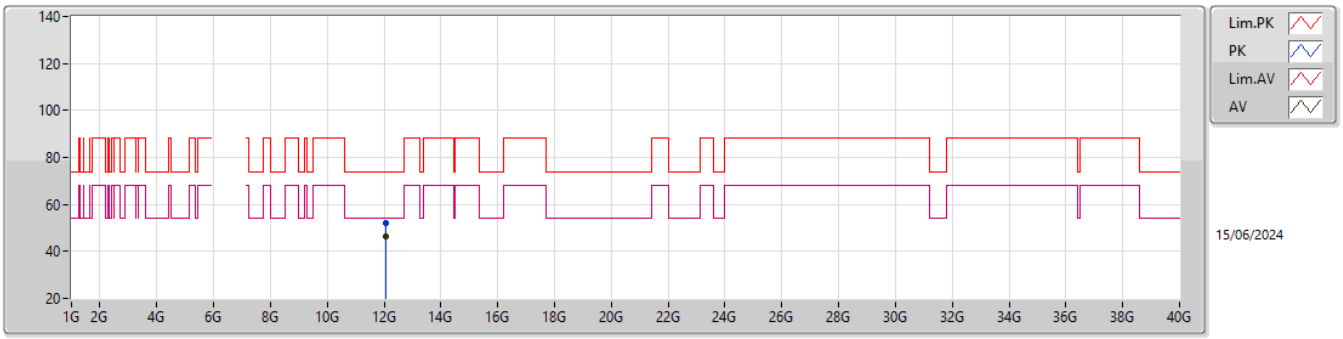

EUT Y_4TX
Setting -6/19.5
06-K-S-4

Type	Freq	Level	Limit	Margin	Raw	Dist	Condition	Azimuth	Height	Comment	AF	CL	PA
	(Hz)	(dBuV/m)	(dBuV/m)	(dB)	(dBuV)	(m)		(°)	(m)		(dB)	(dB)	(dB)
PK	12.04957G	52.27	74.00	-21.73	45.15	3	Horizontal	67	1.63	-	39.20	10.83	42.91
AV	12.04992G	46.22	54.00	-7.78	39.10	3	Horizontal	67	1.63	-	39.20	10.83	42.91

5.925-6.425GHz_802.11be EHT160_Nss1,(MCS0),RU996+RU484 MRU 2_4TX

6025MHz_TX

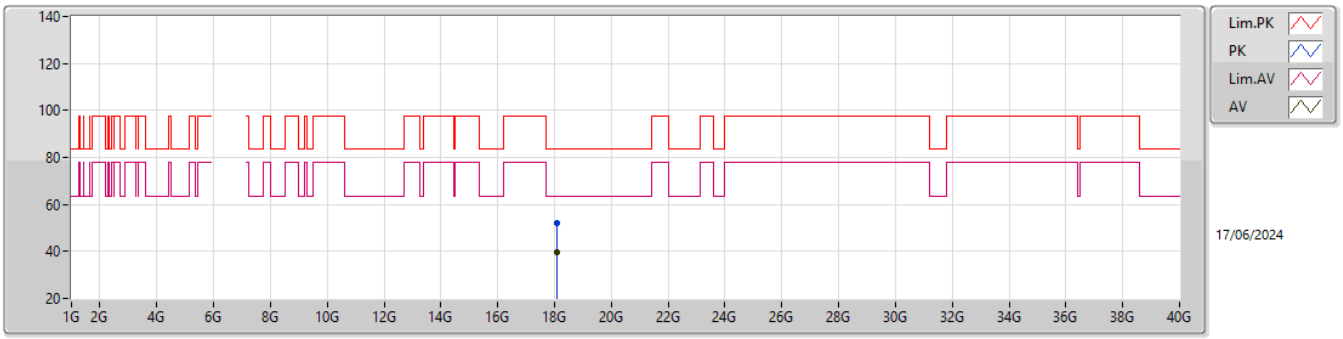

EUT Y_4TX
Setting -6/19.5
06-K-S-4

Type	Freq	Level	Limit	Margin	Raw	Dist	Condition	Azimuth	Height	Comment	AF	CL	PA
	(Hz)	(dBuV/m)	(dBuV/m)	(dB)	(dBuV)	(m)		(°)	(m)		(dB)	(dB)	(dB)
PK	18.07523G	51.97	83.54	-31.57	48.65	1	Vertical	204	1.61	-	37.50	15.30	49.48
AV	18.07486G	39.88	63.54	-23.66	36.56	1	Vertical	204	1.61	-	37.50	15.30	49.48

5.925-6.425GHz_802.11be EHT160_Nss1,(MCS0),RU996+RU484 MRU 2_4TX

6025MHz_TX

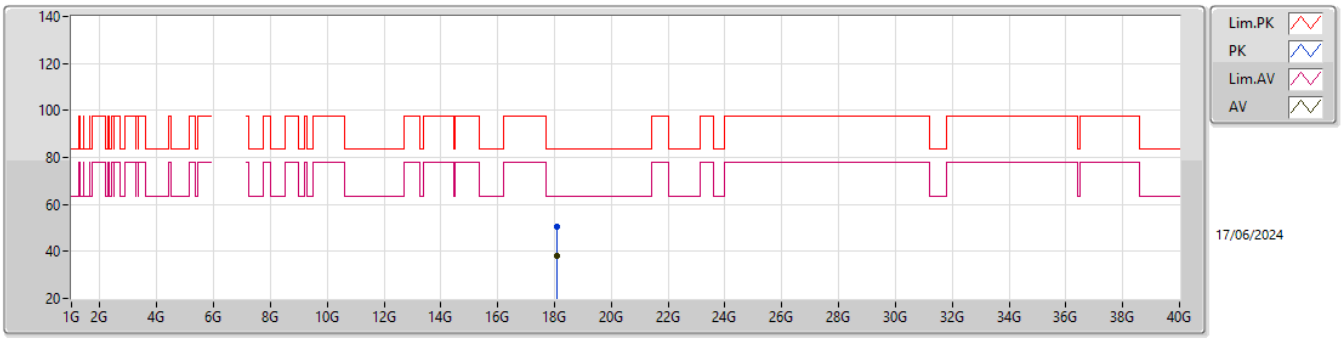

EUT Y_4TX
Setting -6/19.5
06-K-S-4

Type	Freq	Level	Limit	Margin	Raw	Dist	Condition	Azimuth	Height	Comment	AF	CL	PA
	(Hz)	(dBuV/m)	(dBuV/m)	(dB)	(dBuV)	(m)		(°)	(m)		(dB)	(dB)	(dB)
PK	18.07515G	50.48	83.54	-33.06	47.16	1	Horizontal	181	2.57	-	37.50	15.30	49.48
AV	18.07474G	38.22	63.54	-25.32	34.90	1	Horizontal	181	2.57	-	37.50	15.30	49.48

5.925-6.425GHz_802.11be EHT160_Nss1,(MCS0),RU726+RU242+RU242 MRU 1_4TX

6025MHz_TX

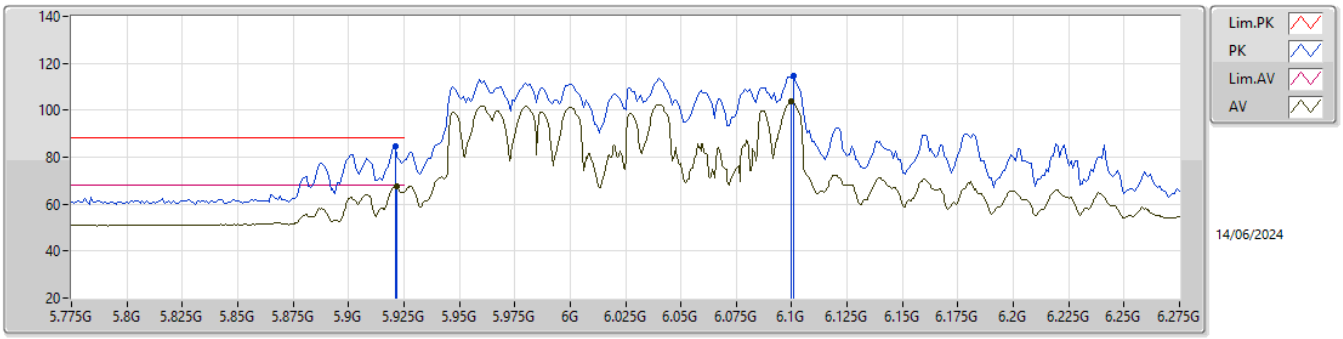

EUT Y_4TX
Setting -6.5/19
06-K-R-7-10

Type	Freq	Level	Limit	Margin	Raw	Dist	Condition	Azimuth	Height	Comment	AF	CL	PA
	(Hz)	(dBuV/m)	(dBuV/m)	(dB)	(dBuV)	(m)		(°)	(m)		(dB)	(dB)	(dB)
PK	5.921G	84.64	88.20	-3.56	76.26	3	Vertical	56	1.96	-	32.54	7.44	31.60
RMS	5.9215G	67.65	68.20	-0.55	59.27	3	Vertical	56	1.96	-	32.54	7.44	31.60
PK	6.101G	114.41	Inf	-Inf	105.65	3	Vertical	56	1.96	-	32.60	7.55	31.39
RMS	6.1G	103.75	Inf	-Inf	94.99	3	Vertical	56	1.96	-	32.60	7.55	31.39

5.925-6.425GHz_802.11be EHT160_Nss1,(MCS0),RU726+RU242+RU242 MRU 1_4TX

6025MHz_TX

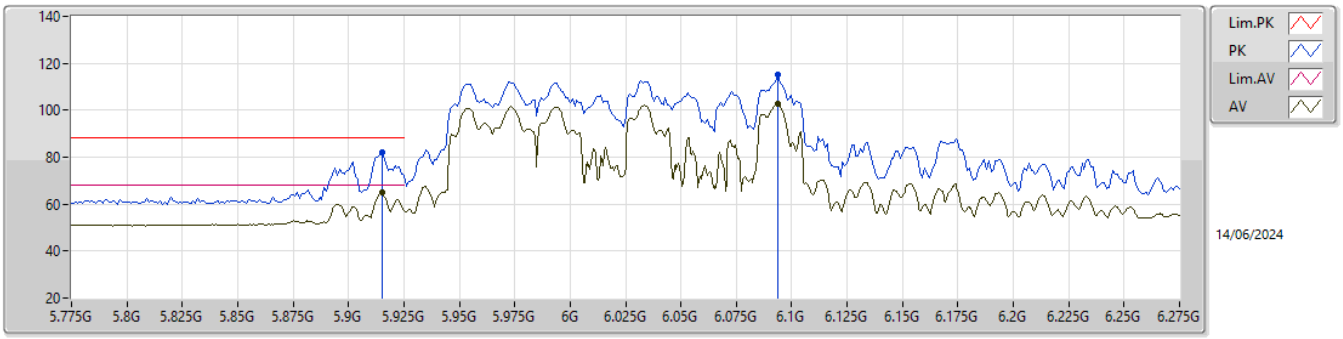

EUT Y_4TX
Setting -6.5/19
06-K-R-7-10

Type	Freq	Level	Limit	Margin	Raw	Dist	Condition	Azimuth	Height	Comment	AF	CL	PA
	(Hz)	(dBuV/m)	(dBuV/m)	(dB)	(dBuV)	(m)		(°)	(m)		(dB)	(dB)	(dB)
PK	5.915G	82.15	88.20	-6.05	73.78	3	Horizontal	294	1.80	-	32.53	7.44	31.60
RMS	5.915G	65.03	68.20	-3.17	56.66	3	Horizontal	294	1.80	-	32.53	7.44	31.60
PK	6.094G	115.09	Inf	-Inf	106.34	3	Horizontal	294	1.80	-	32.60	7.55	31.40
RMS	6.0935G	102.72	Inf	-Inf	93.98	3	Horizontal	294	1.80	-	32.60	7.54	31.40

5.925-6.425GHz_802.11be EHT160_Nss1,(MCS0),RU726+RU242+RU242 MRU 1_4TX

6025MHz_TX

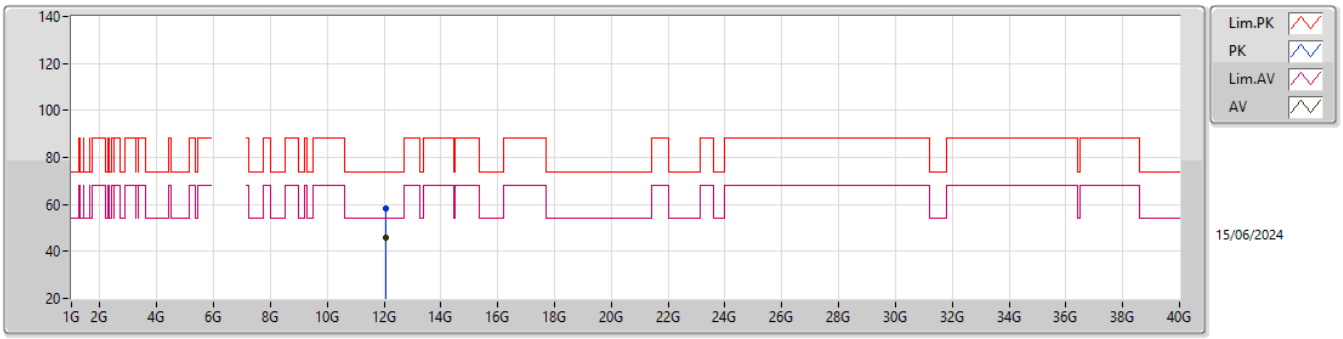

EUT Y_4TX
Setting -6.5/19
06-K-S-4

Type	Freq	Level	Limit	Margin	Raw	Dist	Condition	Azimuth	Height	Comment	AF	CL	PA
	(Hz)	(dBuV/m)	(dBuV/m)	(dB)	(dBuV)	(m)		(°)	(m)		(dB)	(dB)	(dB)
PK	12.04966G	58.50	74.00	-15.50	51.38	3	Vertical	61	1.68	-	39.20	10.83	42.91
AV	12.04955G	46.08	54.00	-7.92	38.96	3	Vertical	61	1.68	-	39.20	10.83	42.91

5.925-6.425GHz_802.11be EHT160_Nss1,(MCS0),RU726+RU242+RU242 MRU 1_4TX

6025MHz_TX

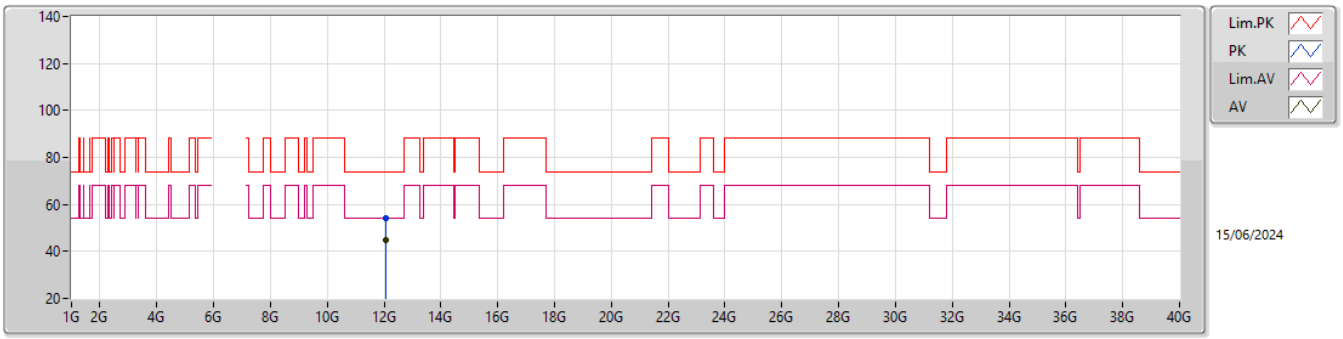

EUT Y_4TX
Setting -6.5/19
06-K-S-4

Type	Freq	Level	Limit	Margin	Raw	Dist	Condition	Azimuth	Height	Comment	AF	CL	PA
	(Hz)	(dBuV/m)	(dBuV/m)	(dB)	(dBuV)	(m)		(°)	(m)		(dB)	(dB)	(dB)
PK	12.04953G	54.18	74.00	-19.82	47.06	3	Horizontal	75	1.22	-	39.20	10.83	42.91
AV	12.04981G	45.07	54.00	-8.93	37.95	3	Horizontal	75	1.22	-	39.20	10.83	42.91

5.925-6.425GHz_802.11be EHT160_Nss1,(MCS0),RU726+RU242+RU242 MRU 1_4TX

6025MHz_TX

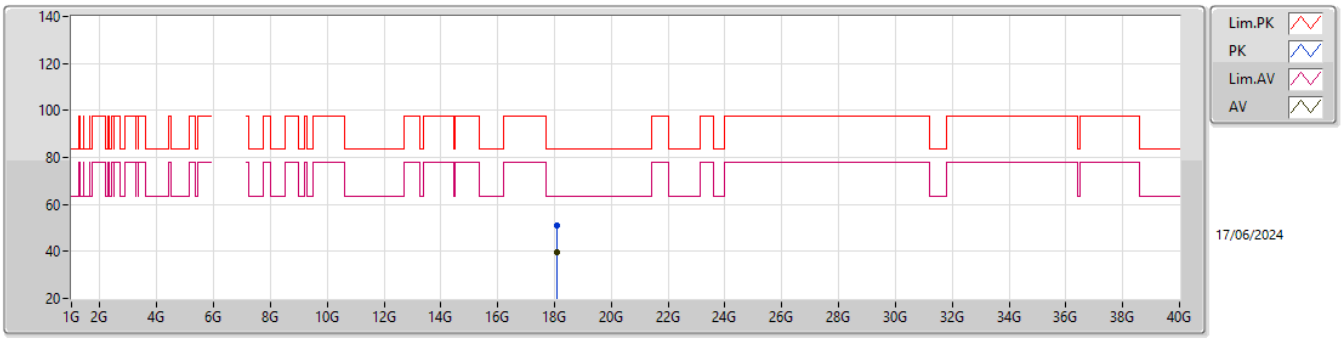

EUT Y_4TX
Setting -6.5/19
06-K-S-4

Type	Freq	Level	Limit	Margin	Raw	Dist	Condition	Azimuth	Height	Comment	AF	CL	PA
	(Hz)	(dBuV/m)	(dBuV/m)	(dB)	(dBuV)	(m)		(°)	(m)		(dB)	(dB)	(dB)
PK	18.07537G	51.05	83.54	-32.49	47.73	1	Vertical	273	2.52	-	37.50	15.30	49.48
AV	18.07502G	39.53	63.54	-24.01	36.21	1	Vertical	273	2.52	-	37.50	15.30	49.48

5.925-6.425GHz_802.11be EHT160_Nss1,(MCS0),RU726+RU242+RU242 MRU 1_4TX

6025MHz_TX

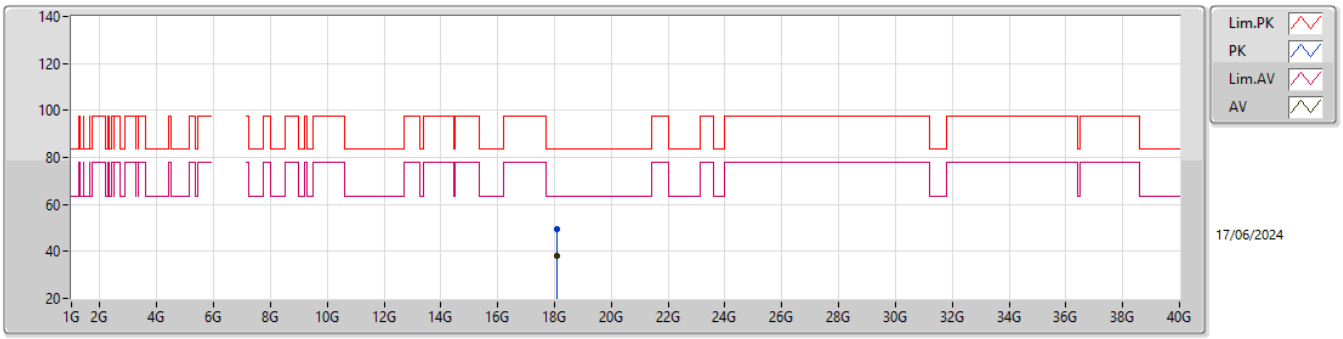

EUT Y_4TX
Setting -6.5/19
06-K-S-4

Type	Freq	Level	Limit	Margin	Raw	Dist	Condition	Azimuth	Height	Comment	AF	CL	PA
	(Hz)	(dBuV/m)	(dBuV/m)	(dB)	(dBuV)	(m)		(°)	(m)		(dB)	(dB)	(dB)
PK	18.07457G	49.58	83.54	-33.96	46.26	1	Horizontal	163	2.14	-	37.50	15.30	49.48
AV	18.07469G	38.16	63.54	-25.38	34.84	1	Horizontal	163	2.14	-	37.50	15.30	49.48

5.925-6.425GHz_802.11be EHT160_Nss1,(MCS0),RU484+RU484 MRU 1_4TX

6025MHz_TX

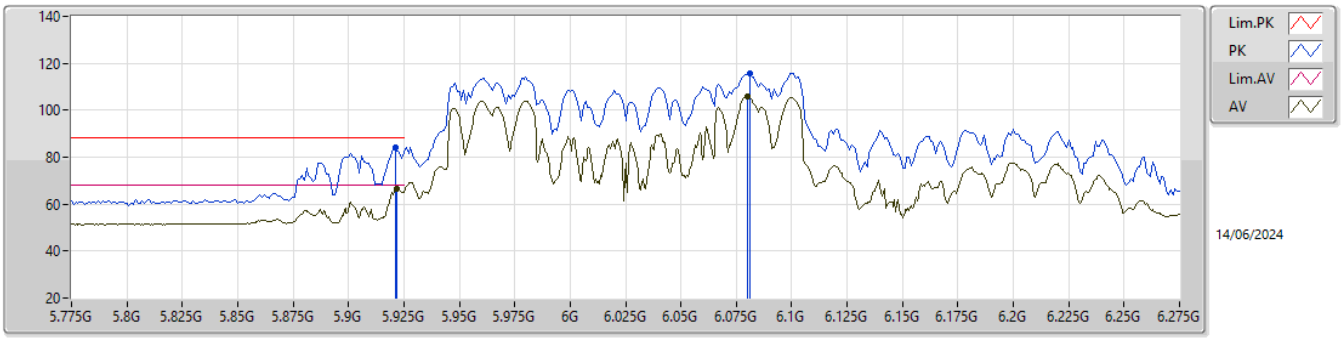

EUT Y_4TX
Setting -8.5/20
06-K-R-7-10

Type	Freq	Level	Limit	Margin	Raw	Dist	Condition	Azimuth	Height	Comment	AF	CL	PA
	(Hz)	(dBuV/m)	(dBuV/m)	(dB)	(dBuV)	(m)		(°)	(m)		(dB)	(dB)	(dB)
PK	5.921G	84.25	88.20	-3.95	75.87	3	Vertical	55	2.01	-	32.54	7.44	31.60
RMS	5.9215G	66.41	68.20	-1.79	58.03	3	Vertical	55	2.01	-	32.54	7.44	31.60
PK	6.081G	115.67	Inf	-Inf	106.97	3	Vertical	55	2.01	-	32.60	7.53	31.43
RMS	6.08G	105.81	Inf	-Inf	97.11	3	Vertical	55	2.01	-	32.60	7.53	31.43

5.925-6.425GHz_802.11be EHT160_Nss1,(MCS0),RU484+RU484 MRU 1_4TX

6025MHz_TX

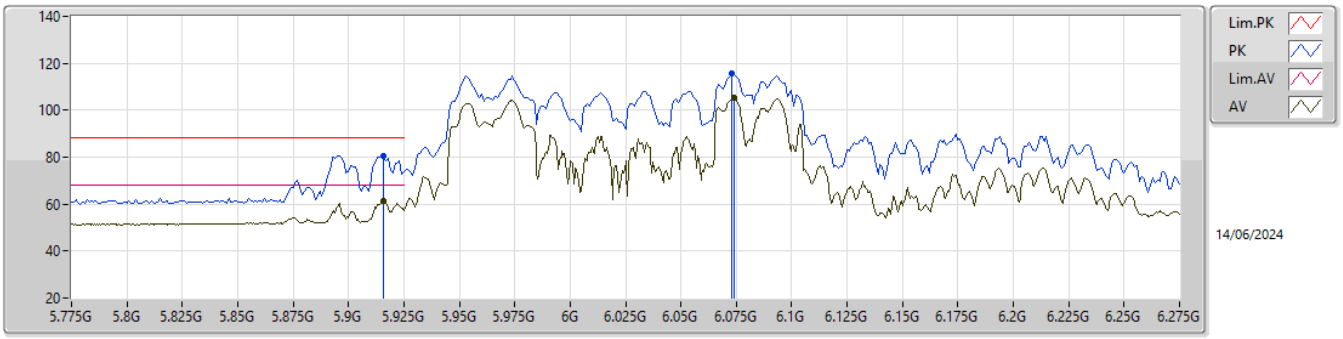

EUT Y_4TX
Setting -8.5/20
06-K-R-7-10

Type	Freq	Level	Limit	Margin	Raw	Dist	Condition	Azimuth	Height	Comment	AF	CL	PA
	(Hz)	(dBuV/m)	(dBuV/m)	(dB)	(dBuV)	(m)		(°)	(m)		(dB)	(dB)	(dB)
PK	5.916G	80.69	88.20	-7.51	72.32	3	Horizontal	294	1.83	-	32.53	7.44	31.60
RMS	5.9155G	61.21	68.20	-6.99	52.84	3	Horizontal	294	1.83	-	32.53	7.44	31.60
PK	6.073G	115.48	Inf	-Inf	106.80	3	Horizontal	294	1.83	-	32.60	7.53	31.45
RMS	6.074G	105.14	Inf	-Inf	96.46	3	Horizontal	294	1.83	-	32.60	7.53	31.45

5.925-6.425GHz_802.11be EHT160_Nss1,(MCS0),RU484+RU484 MRU 1_4TX

6025MHz_TX

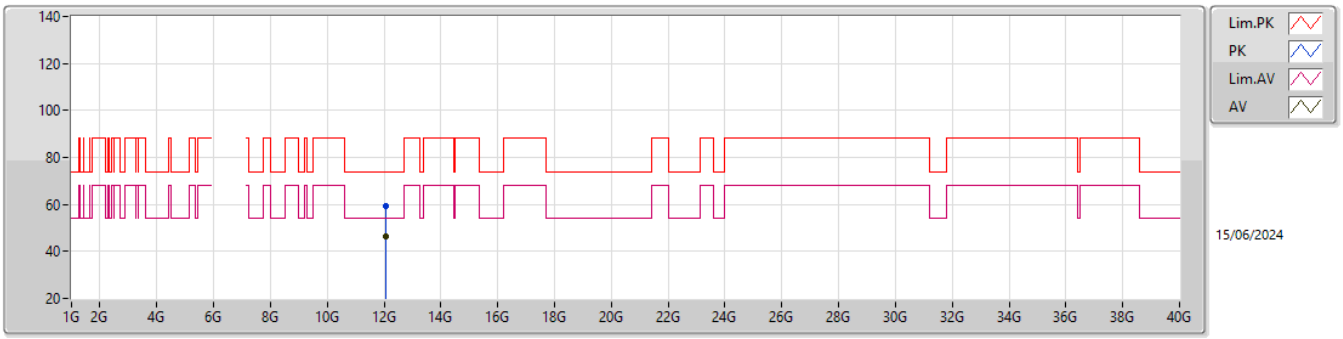

EUT Y_4TX
Setting -8.5/20
06-K-S-4

Type	Freq	Level	Limit	Margin	Raw	Dist	Condition	Azimuth	Height	Comment	AF	CL	PA
	(Hz)	(dBuV/m)	(dBuV/m)	(dB)	(dBuV)	(m)		(°)	(m)		(dB)	(dB)	(dB)
PK	12.0499G	59.13	74.00	-14.87	52.01	3	Vertical	253	1.74	-	39.20	10.83	42.91
AV	12.04951G	46.37	54.00	-7.63	39.25	3	Vertical	253	1.74	-	39.20	10.83	42.91

5.925-6.425GHz_802.11be EHT160_Nss1,(MCS0),RU484+RU484 MRU 1_4TX

6025MHz_TX

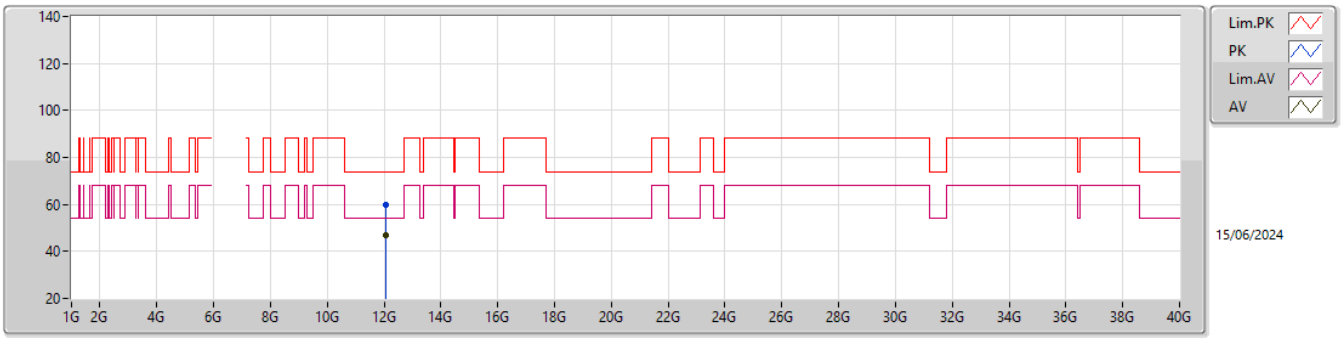

EUT Y_4TX
Setting -8.5/20
06-K-S-4

Type	Freq	Level	Limit	Margin	Raw	Dist	Condition	Azimuth	Height	Comment	AF	CL	PA
	(Hz)	(dBuV/m)	(dBuV/m)	(dB)	(dBuV)	(m)		(°)	(m)		(dB)	(dB)	(dB)
PK	12.05027G	59.61	74.00	-14.39	52.49	3	Horizontal	155	2.53	-	39.20	10.83	42.91
AV	12.04979G	47.06	54.00	-6.94	39.94	3	Horizontal	155	2.53	-	39.20	10.83	42.91

5.925-6.425GHz_802.11be EHT160_Nss1,(MCS0),RU484+RU484 MRU 1_4TX

6025MHz_TX

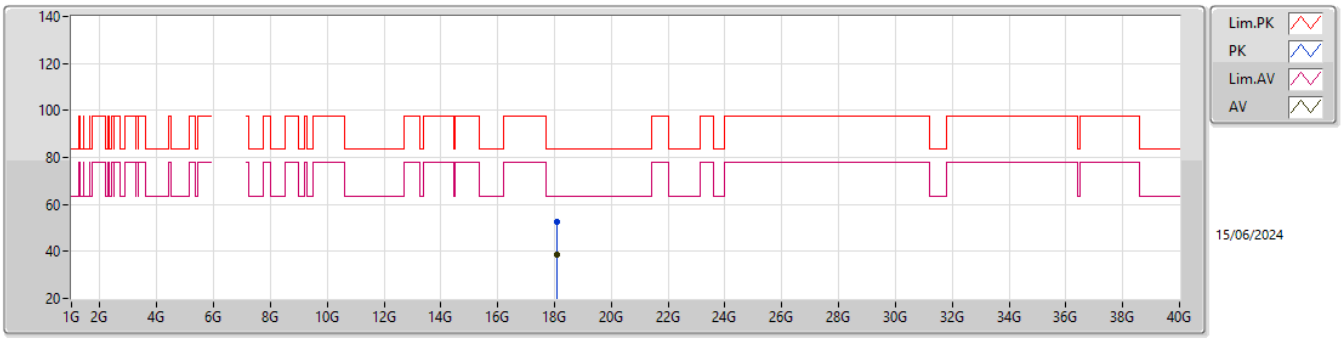

EUT Y_4TX
Setting -8.5/20
06-K-S-4

Type	Freq	Level	Limit	Margin	Raw	Dist	Condition	Azimuth	Height	Comment	AF	CL	PA
	(Hz)	(dBuV/m)	(dBuV/m)	(dB)	(dBuV)	(m)		(°)	(m)		(dB)	(dB)	(dB)
PK	18.07479G	52.50	83.54	-31.04	49.18	1	Vertical	189	2.61	-	37.50	15.30	49.48
AV	18.07512G	38.38	63.54	-25.16	35.06	1	Vertical	189	2.61	-	37.50	15.30	49.48

5.925-6.425GHz_802.11be EHT160_Nss1,(MCS0),RU484+RU484 MRU 1_4TX

6025MHz_TX

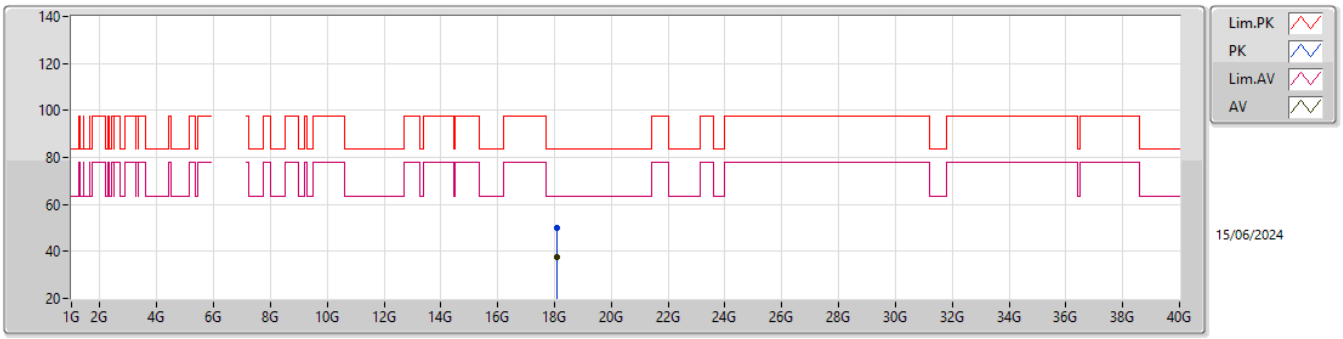

EUT Y_4TX
Setting -8.5/20
06-K-S-4

Type	Freq	Level	Limit	Margin	Raw	Dist	Condition	Azimuth	Height	Comment	AF	CL	PA
	(Hz)	(dBuV/m)	(dBuV/m)	(dB)	(dBuV)	(m)		(°)	(m)		(dB)	(dB)	(dB)
PK	18.07501G	49.84	83.54	-33.70	46.52	1	Horizontal	271	1.58	-	37.50	15.30	49.48
AV	18.07531G	37.74	63.54	-25.80	34.42	1	Horizontal	271	1.58	-	37.50	15.30	49.48

6.875-7.125GHz_802.11be EHT160_Nss1,(MCS0),RU996+RU484 MRU 2_4TX

6985MHz_TX

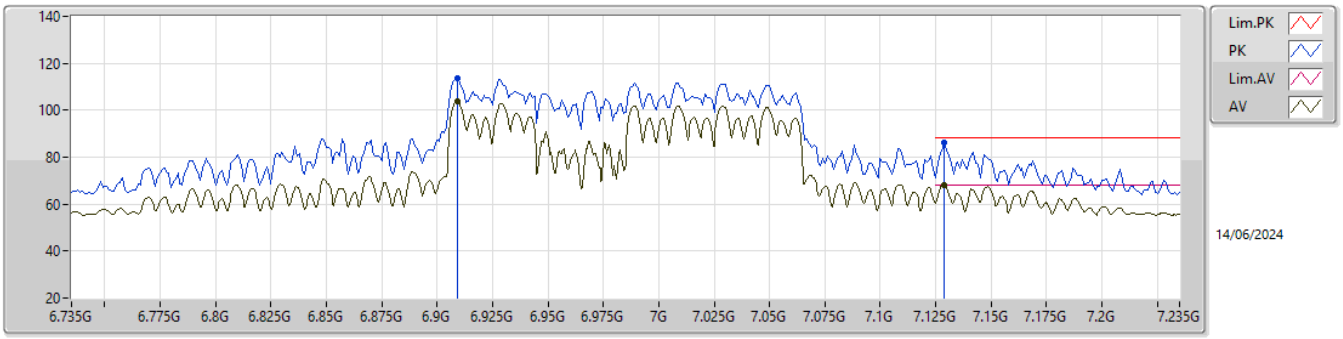

EUT Y_4TX
Setting -6/19.5
06-K-R-7-10

Type	Freq	Level	Limit	Margin	Raw	Dist	Condition	Azimuth	Height	Comment	AF	CL	PA
	(Hz)	(dBuV/m)	(dBuV/m)	(dB)	(dBuV)	(m)		(°)	(m)		(dB)	(dB)	(dB)
PK	6.909G	113.81	Inf	-Inf	102.55	3	Vertical	331	2.65	-	35.05	8.07	31.86
RMS	6.909G	103.76	Inf	-Inf	92.50	3	Vertical	331	2.65	-	35.05	8.07	31.86
PK	7.129G	86.18	88.20	-2.02	74.08	3	Vertical	331	2.65	-	36.17	8.27	32.34
RMS	7.129G	67.97	68.20	-0.23	55.87	3	Vertical	331	2.65	-	36.17	8.27	32.34

6.875-7.125GHz_802.11be EHT160_Nss1,(MCS0),RU996+RU484 MRU 2_4TX

6985MHz_TX

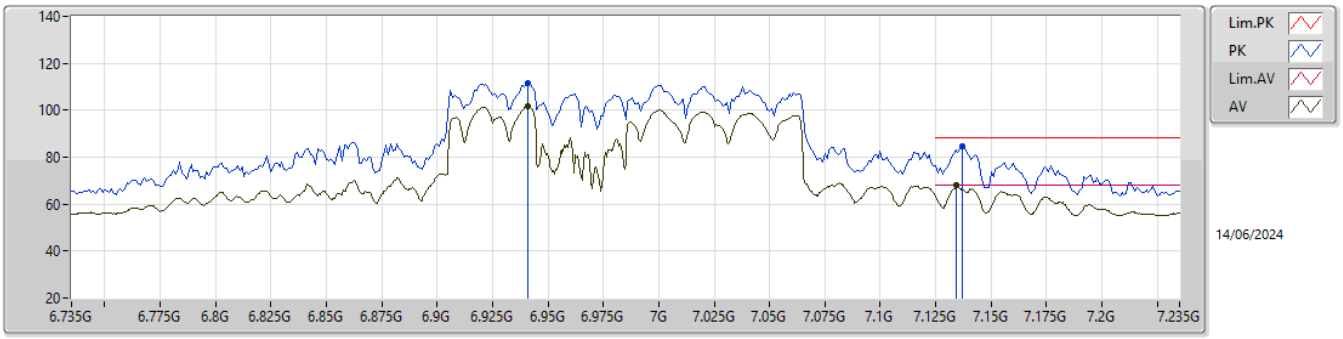

EUT Y_4TX
Setting -6/19.5
06-K-R-7-10

Type	Freq	Level	Limit	Margin	Raw	Dist	Condition	Azimuth	Height	Comment	AF	CL	PA
	(Hz)	(dBuV/m)	(dBuV/m)	(dB)	(dBuV)	(m)		(°)	(m)		(dB)	(dB)	(dB)
PK	6.941G	111.57	Inf	-Inf	100.19	3	Horizontal	50	2.09	-	35.25	8.10	31.97
RMS	6.941G	101.64	Inf	-Inf	90.26	3	Horizontal	50	2.09	-	35.25	8.10	31.97
PK	7.137G	84.42	88.20	-3.78	72.27	3	Horizontal	50	2.09	-	36.22	8.28	32.35
RMS	7.1345G	68.00	68.20	-0.20	55.86	3	Horizontal	50	2.09	-	36.21	8.28	32.35

6.875-7.125GHz_802.11be EHT160_Nss1,(MCS0),RU996+RU484 MRU 2_4TX

6985MHz_TX

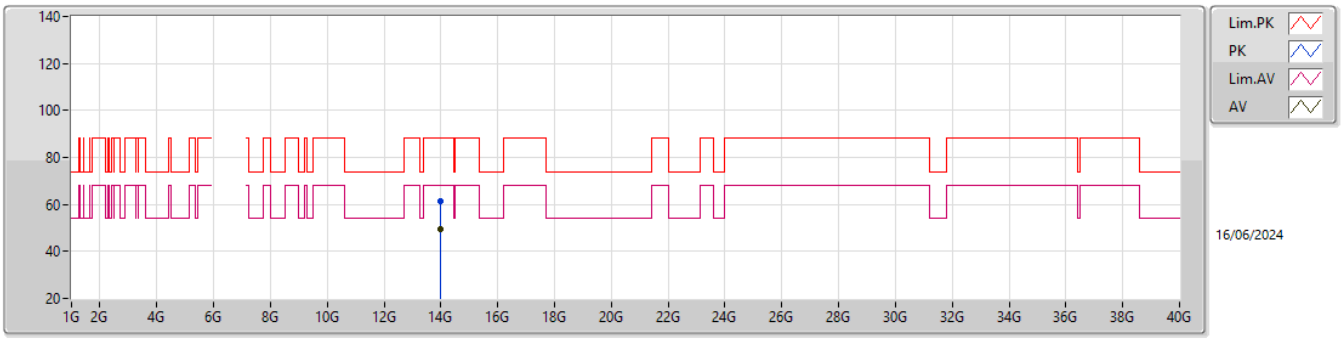

EUT Y_4TX
Setting -6/19.5
06-K-S-4

Type	Freq	Level	Limit	Margin	Raw	Dist	Condition	Azimuth	Height	Comment	AF	CL	PA
	(Hz)	(dBuV/m)	(dBuV/m)	(dB)	(dBuV)	(m)		(°)	(m)		(dB)	(dB)	(dB)
PK	13.96954G	61.23	88.20	-26.97	51.67	3	Vertical	88	1.17	-	40.78	11.71	42.93
RMS	13.96977G	49.56	68.20	-18.64	40.00	3	Vertical	88	1.17	-	40.78	11.71	42.93

6.875-7.125GHz_802.11be EHT160_Nss1,(MCS0),RU996+RU484 MRU 2_4TX

6985MHz_TX

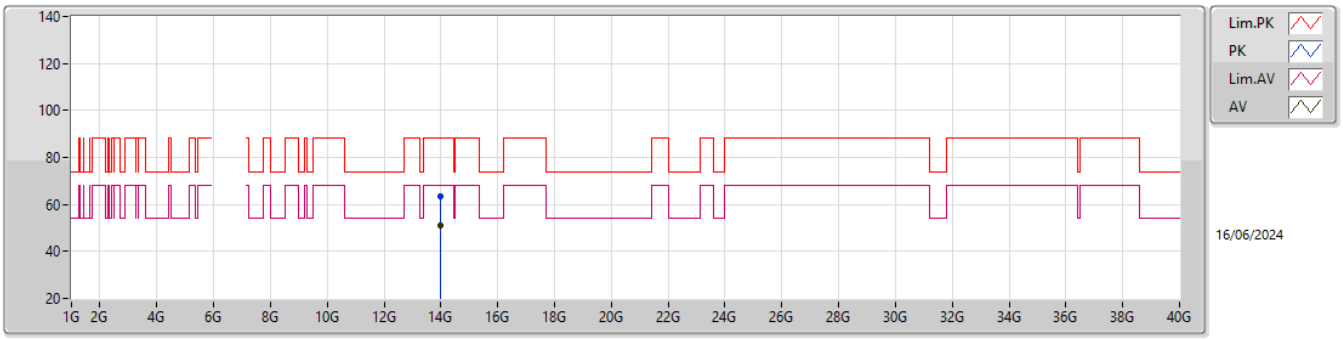

EUT Y_4TX
Setting -6/19.5
06-K-S-4

Type	Freq	Level	Limit	Margin	Raw	Dist	Condition	Azimuth	Height	Comment	AF	CL	PA
	(Hz)	(dBuV/m)	(dBuV/m)	(dB)	(dBuV)	(m)		(°)	(m)		(dB)	(dB)	(dB)
PK	13.96986G	63.48	88.20	-24.72	53.92	3	Horizontal	79	2.51	-	40.78	11.71	42.93
RMS	13.9695G	51.02	68.20	-17.18	41.46	3	Horizontal	79	2.51	-	40.78	11.71	42.93

6.875-7.125GHz_802.11be EHT160_Nss1,(MCS0),RU996+RU484 MRU 2_4TX

6985MHz_TX

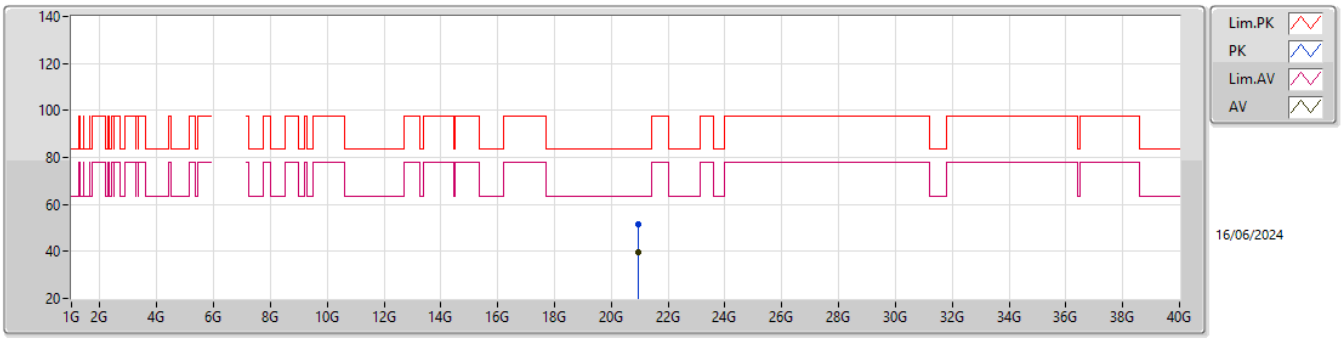

EUT Y_4TX
Setting -6/19.5
06-K-S-4

Type	Freq	Level	Limit	Margin	Raw	Dist	Condition	Azimuth	Height	Comment	AF	CL	PA
	(Hz)	(dBuV/m)	(dBuV/m)	(dB)	(dBuV)	(m)		(°)	(m)		(dB)	(dB)	(dB)
PK	20.95457G	51.45	83.54	-32.09	46.31	1	Vertical	50	2.36	-	38.08	15.96	48.90
AV	20.95455G	39.70	63.54	-23.84	34.56	1	Vertical	50	2.36	-	38.08	15.96	48.90

6.875-7.125GHz_802.11be EHT160_Nss1,(MCS0),RU996+RU484 MRU 2_4TX

6985MHz_TX

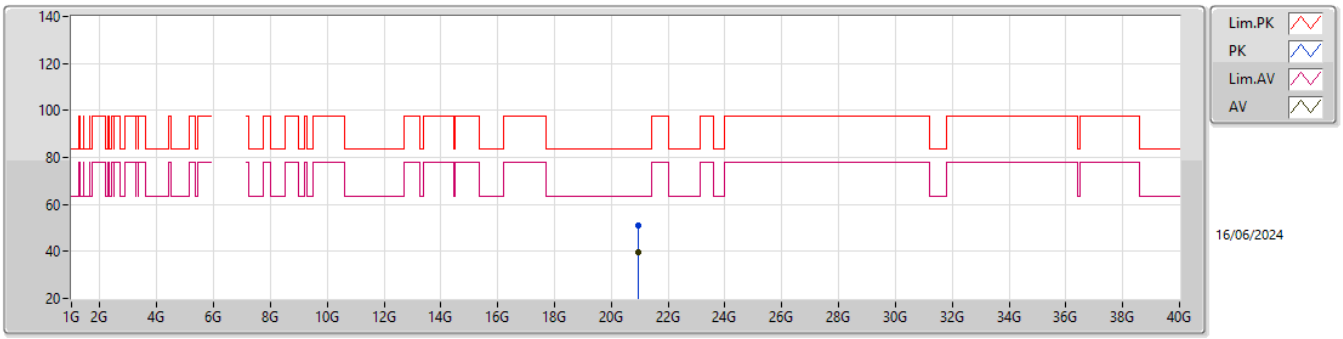

EUT Y_4TX
Setting -6/19.5
06-K-S-4

Type	Freq	Level	Limit	Margin	Raw	Dist	Condition	Azimuth	Height	Comment	AF	CL	PA
	(Hz)	(dBuV/m)	(dBuV/m)	(dB)	(dBuV)	(m)		(°)	(m)		(dB)	(dB)	(dB)
PK	20.95473G	51.16	83.54	-32.38	46.02	1	Horizontal	318	1.41	-	38.08	15.96	48.90
AV	20.95471G	39.59	63.54	-23.95	34.45	1	Horizontal	318	1.41	-	38.08	15.96	48.90

6.875-7.125GHz_802.11be EHT160_Nss1,(MCS0),RU726+RU242+RU242 MRU 1_4TX

6985MHz_TX

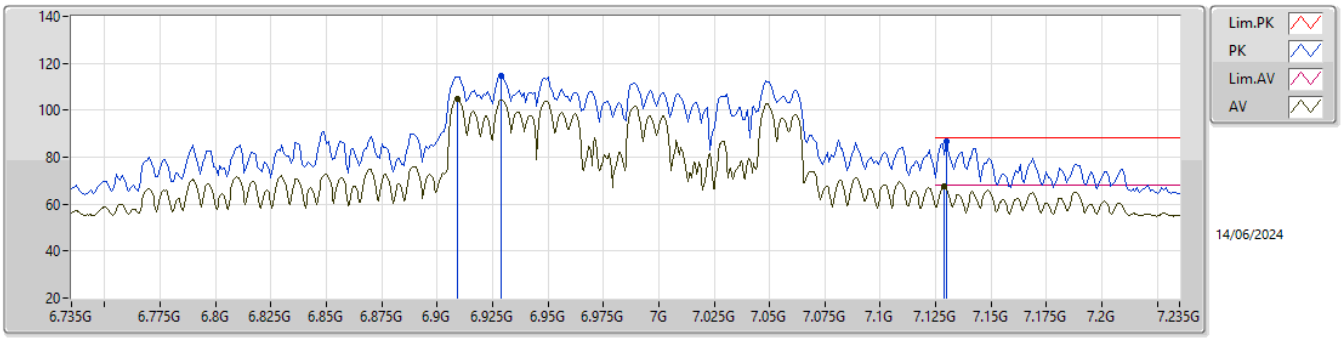

EUT Y_4TX
Setting -7.5/20
06-K-R-7-10

Type	Freq	Level	Limit	Margin	Raw	Dist	Condition	Azimuth	Height	Comment	AF	CL	PA
	(Hz)	(dBuV/m)	(dBuV/m)	(dB)	(dBuV)	(m)		(°)	(m)		(dB)	(dB)	(dB)
PK	6.929G	114.86	Inf	-Inf	103.53	3	Vertical	333	2.64	-	35.17	8.09	31.93
RMS	6.909G	104.96	Inf	-Inf	93.70	3	Vertical	333	2.64	-	35.05	8.07	31.86
PK	7.13G	86.83	88.20	-1.37	74.72	3	Vertical	333	2.64	-	36.18	8.27	32.34
RMS	7.129G	67.55	68.20	-0.65	55.45	3	Vertical	333	2.64	-	36.17	8.27	32.34

6.875-7.125GHz_802.11be EHT160_Nss1,(MCS0),RU726+RU242+RU242 MRU 1_4TX

6985MHz_TX

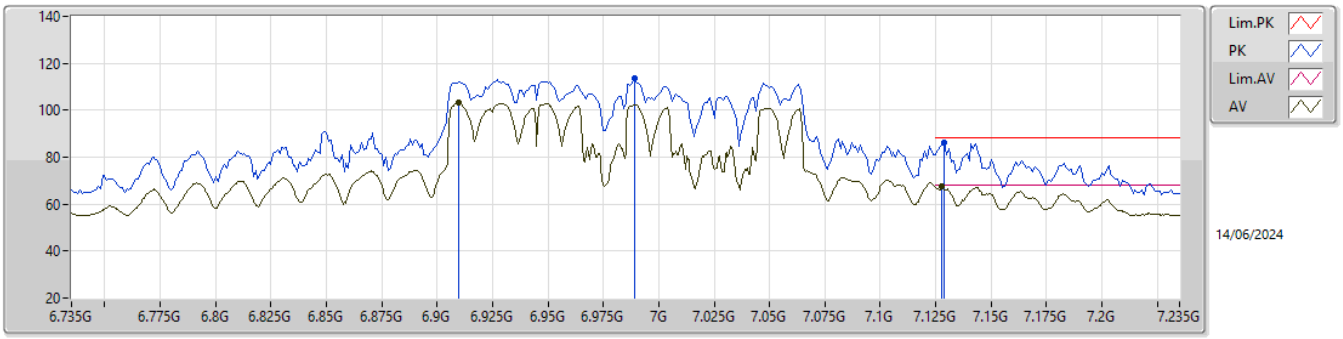

EUT Y_4TX
Setting -7.5/20
06-K-R-7-10

Type	Freq	Level	Limit	Margin	Raw	Dist	Condition	Azimuth	Height	Comment	AF	CL	PA
	(Hz)	(dBuV/m)	(dBuV/m)	(dB)	(dBuV)	(m)		(°)	(m)		(dB)	(dB)	(dB)
PK	6.989G	113.37	Inf	-Inf	101.89	3	Horizontal	50	1.80	-	35.46	8.14	32.12
RMS	6.9095G	103.13	Inf	-Inf	91.86	3	Horizontal	50	1.80	-	35.06	8.07	31.86
PK	7.129G	86.30	88.20	-1.90	74.20	3	Horizontal	50	1.80	-	36.17	8.27	32.34
RMS	7.1275G	67.34	68.20	-0.86	55.25	3	Horizontal	50	1.80	-	36.16	8.27	32.34

6.875-7.125GHz_802.11be EHT160_Nss1,(MCS0),RU726+RU242+RU242 MRU 1_4TX

6985MHz_TX

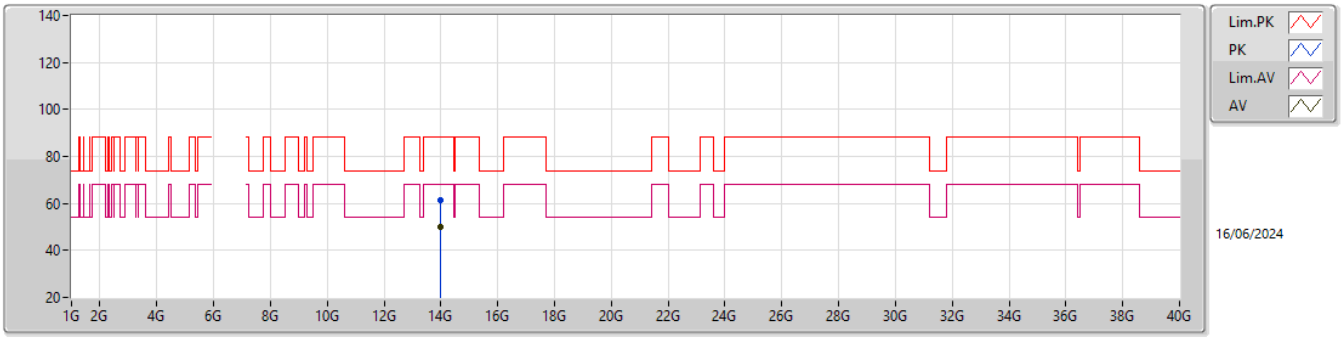

EUT Y_4TX
Setting -7.5/20
06-K-S-4

Type	Freq	Level	Limit	Margin	Raw	Dist	Condition	Azimuth	Height	Comment	AF	CL	PA
	(Hz)	(dBuV/m)	(dBuV/m)	(dB)	(dBuV)	(m)		(°)	(m)		(dB)	(dB)	(dB)
PK	13.96969G	61.53	88.20	-26.67	51.97	3	Vertical	125	1.42	-	40.78	11.71	42.93
RMS	13.96957G	49.88	68.20	-18.32	40.32	3	Vertical	125	1.42	-	40.78	11.71	42.93

6.875-7.125GHz_802.11be EHT160_Nss1,(MCS0),RU726+RU242+RU242 MRU 1_4TX

6985MHz_TX

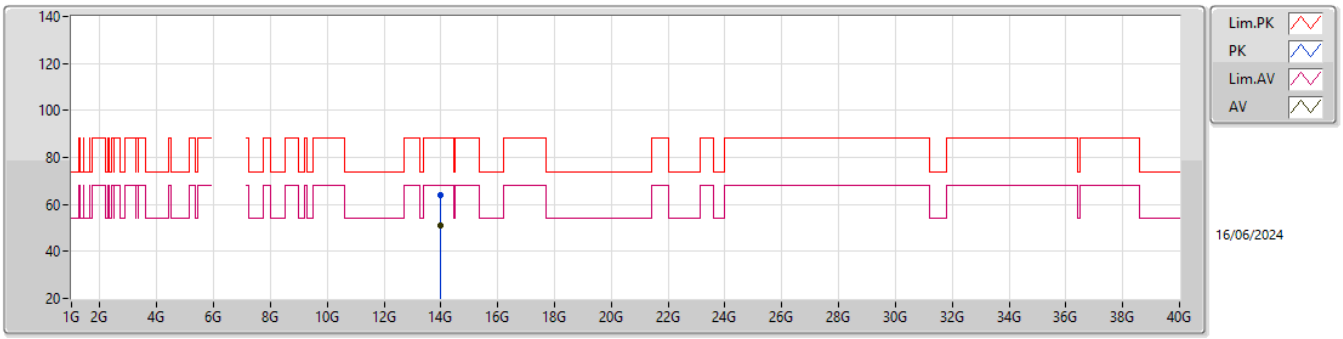

EUT Y_4TX
Setting -7.5/20
06-K-S-4

Type	Freq	Level	Limit	Margin	Raw	Dist	Condition	Azimuth	Height	Comment	AF	CL	PA
	(Hz)	(dBuV/m)	(dBuV/m)	(dB)	(dBuV)	(m)		(°)	(m)		(dB)	(dB)	(dB)
PK	13.97023G	64.09	88.20	-24.11	54.53	3	Horizontal	64	1.18	-	40.78	11.71	42.93
RMS	13.96958G	51.15	68.20	-17.05	41.59	3	Horizontal	64	1.18	-	40.78	11.71	42.93

6.875-7.125GHz_802.11be EHT160_Nss1,(MCS0),RU726+RU242+RU242 MRU 1_4TX

6985MHz_TX

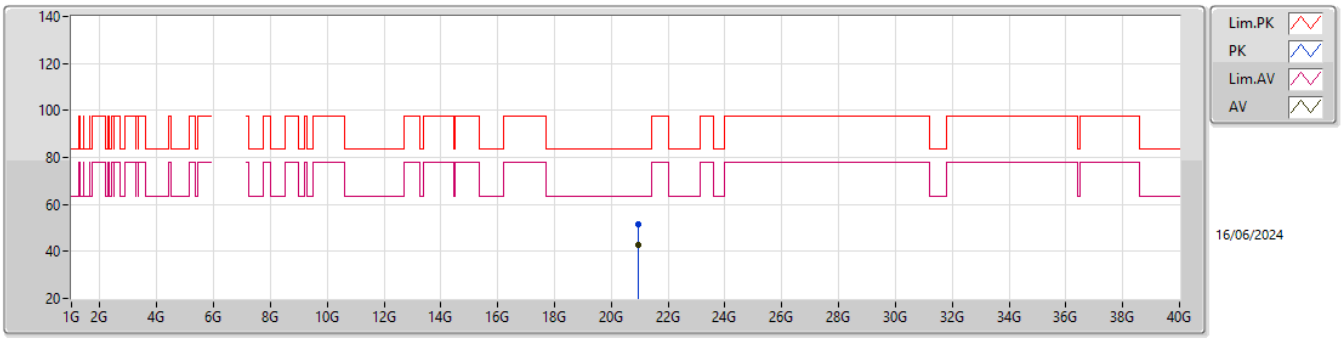

EUT Y_4TX
Setting -7.5/20
06-K-S-4

Type	Freq	Level	Limit	Margin	Raw	Dist	Condition	Azimuth	Height	Comment	AF	CL	PA
	(Hz)	(dBuV/m)	(dBuV/m)	(dB)	(dBuV)	(m)		(°)	(m)		(dB)	(dB)	(dB)
PK	20.95503G	51.50	83.54	-32.04	46.36	1	Vertical	178	2.68	-	38.08	15.96	48.90
AV	20.95534G	42.65	63.54	-20.89	37.51	1	Vertical	178	2.68	-	38.08	15.96	48.90

6.875-7.125GHz_802.11be EHT160_Nss1,(MCS0),RU726+RU242+RU242 MRU 1_4TX

6985MHz_TX

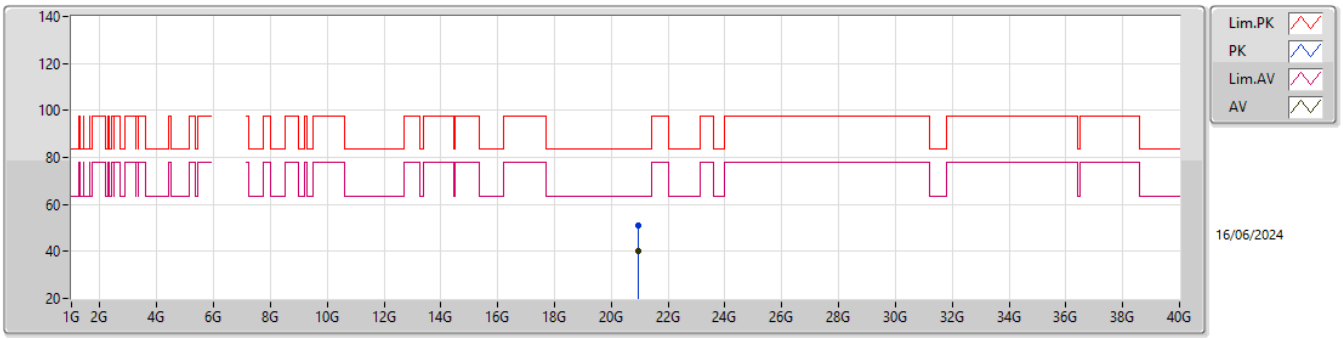

EUT Y_4TX
Setting -7.5/20
06-K-S-4

Type	Freq	Level	Limit	Margin	Raw	Dist	Condition	Azimuth	Height	Comment	AF	CL	PA
	(Hz)	(dBuV/m)	(dBuV/m)	(dB)	(dBuV)	(m)		(°)	(m)		(dB)	(dB)	(dB)
PK	20.95474G	50.84	83.54	-32.70	45.70	1	Horizontal	31	1.27	-	38.08	15.96	48.90
AV	20.95462G	40.27	63.54	-23.27	35.13	1	Horizontal	31	1.27	-	38.08	15.96	48.90

6.875-7.125GHz_802.11be EHT160_Nss1,(MCS0),RU484+RU484 MRU 1_4TX

6985MHz_TX

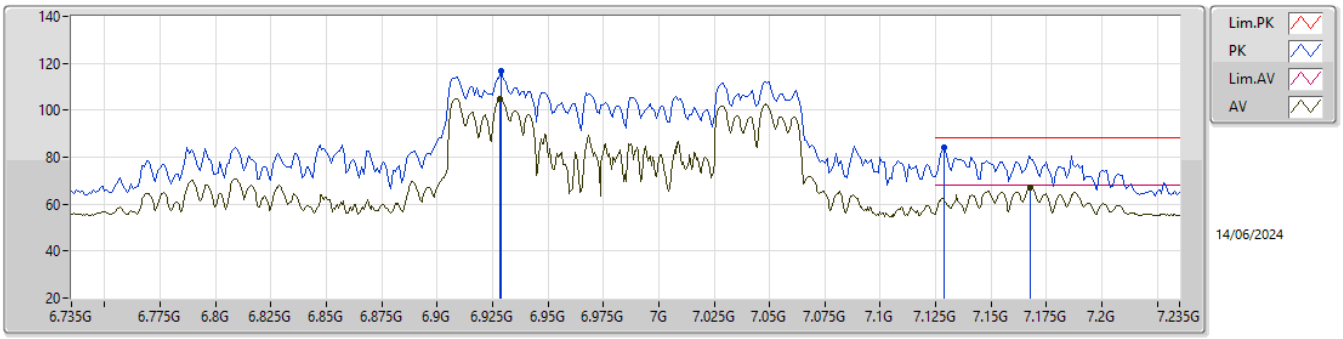

EUT Y_4TX
Setting -7.5/19
06-K-R-7-10

Type	Freq	Level	Limit	Margin	Raw	Dist	Condition	Azimuth	Height	Comment	AF	CL	PA
	(Hz)	(dBuV/m)	(dBuV/m)	(dB)	(dBuV)	(m)		(°)	(m)		(dB)	(dB)	(dB)
PK	6.929G	116.84	Inf	-Inf	105.51	3	Vertical	325	2.63	-	35.17	8.09	31.93
RMS	6.9285G	104.97	Inf	-Inf	93.63	3	Vertical	325	2.63	-	35.17	8.09	31.92
PK	7.129G	84.15	88.20	-4.05	72.05	3	Vertical	325	2.63	-	36.17	8.27	32.34
RMS	7.1675G	67.31	68.20	-0.89	55.06	3	Vertical	325	2.63	-	36.34	8.31	32.40

6.875-7.125GHz_802.11be EHT160_Nss1,(MCS0),RU484+RU484 MRU 1_4TX

6985MHz_TX

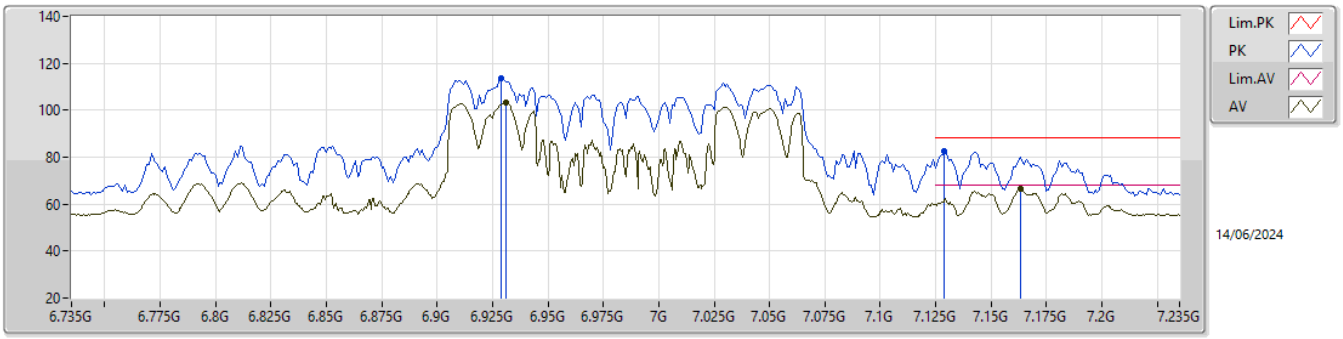

EUT Y_4TX
Setting -7.5/19
06-K-R-7-10

Type	Freq	Level	Limit	Margin	Raw	Dist	Condition	Azimuth	Height	Comment	AF	CL	PA
	(Hz)	(dBuV/m)	(dBuV/m)	(dB)	(dBuV)	(m)		(°)	(m)		(dB)	(dB)	(dB)
PK	6.929G	113.74	Inf	-Inf	102.41	3	Horizontal	52	1.76	-	35.17	8.09	31.93
RMS	6.931G	103.20	Inf	-Inf	91.85	3	Horizontal	52	1.76	-	35.19	8.09	31.93
PK	7.129G	82.62	88.20	-5.58	70.52	3	Horizontal	52	1.76	-	36.17	8.27	32.34
RMS	7.1635G	66.33	68.20	-1.87	54.08	3	Horizontal	52	1.76	-	36.33	8.31	32.39

6.875-7.125GHz_802.11be EHT160_Nss1,(MCS0),RU484+RU484 MRU 1_4TX

6985MHz_TX

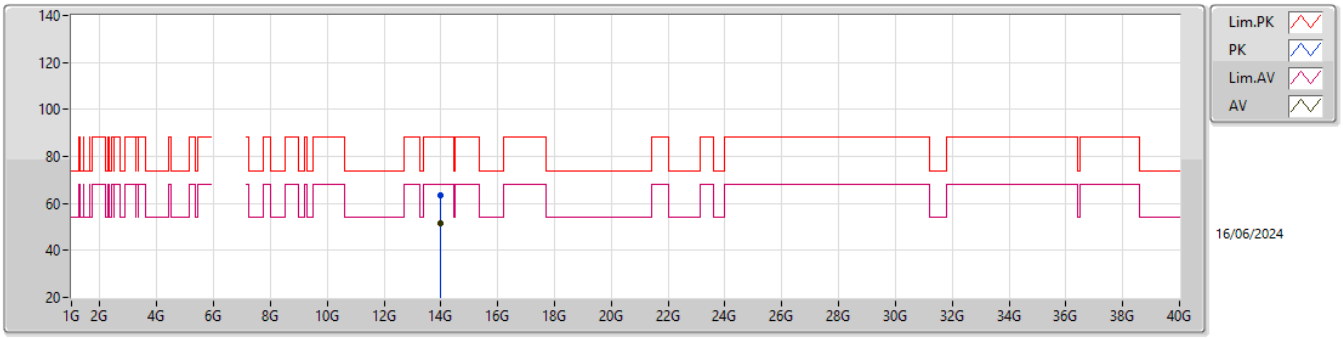

EUT Y_4TX
Setting -7.5/19
06-K-S-4

Type	Freq	Level	Limit	Margin	Raw	Dist	Condition	Azimuth	Height	Comment	AF	CL	PA
	(Hz)	(dBuV/m)	(dBuV/m)	(dB)	(dBuV)	(m)		(°)	(m)		(dB)	(dB)	(dB)
PK	13.96963G	63.28	88.20	-24.92	53.72	3	Vertical	76	2.94	-	40.78	11.71	42.93
RMS	13.96982G	51.62	68.20	-16.58	42.06	3	Vertical	76	2.94	-	40.78	11.71	42.93

6.875-7.125GHz_802.11be EHT160_Nss1,(MCS0),RU484+RU484 MRU 1_4TX

6985MHz_TX

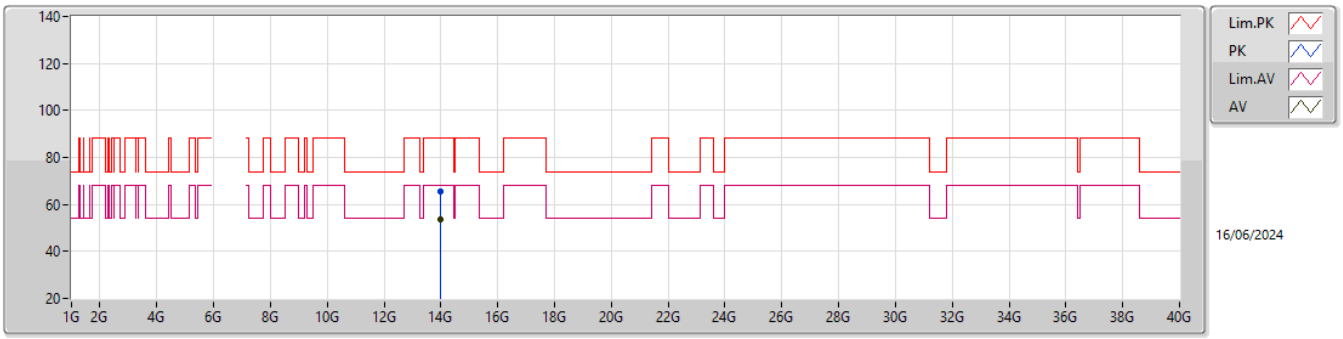

EUT Y_4TX
Setting -7.5/19
06-K-S-4

Type	Freq	Level	Limit	Margin	Raw	Dist	Condition	Azimuth	Height	Comment	AF	CL	PA
	(Hz)	(dBuV/m)	(dBuV/m)	(dB)	(dBuV)	(m)		(°)	(m)		(dB)	(dB)	(dB)
PK	13.96995G	65.63	88.20	-22.57	56.07	3	Horizontal	24	2.08	-	40.78	11.71	42.93
RMS	13.9698G	53.37	68.20	-14.83	43.81	3	Horizontal	24	2.08	-	40.78	11.71	42.93

6.875-7.125GHz_802.11be EHT160_Nss1,(MCS0),RU484+RU484 MRU 1_4TX

6985MHz_TX

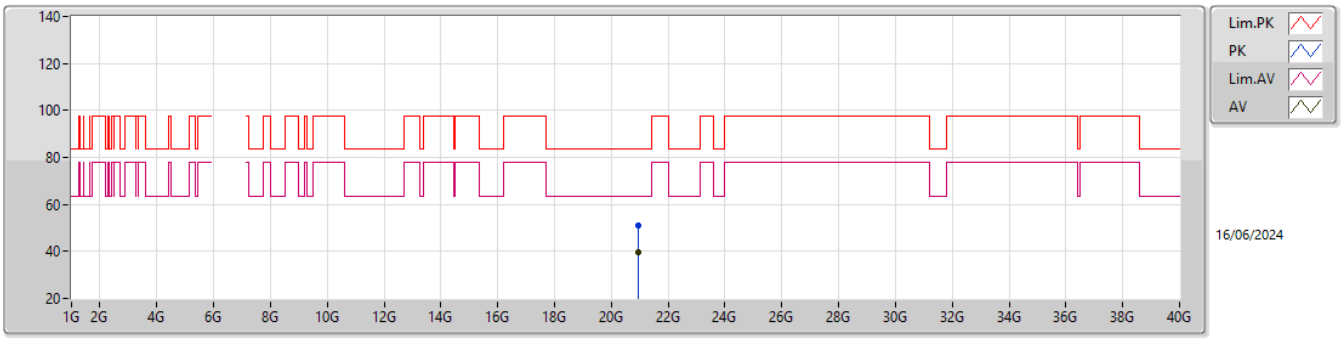

EUT Y_4TX
Setting -7.5/19
06-K-S-4

Type	Freq	Level	Limit	Margin	Raw	Dist	Condition	Azimuth	Height	Comment	AF	CL	PA
	(Hz)	(dBuV/m)	(dBuV/m)	(dB)	(dBuV)	(m)		(°)	(m)		(dB)	(dB)	(dB)
PK	20.95539G	51.20	83.54	-32.34	46.06	1	Vertical	53	2.88	-	38.08	15.96	48.90
AV	20.9552G	39.67	63.54	-23.87	34.53	1	Vertical	53	2.88	-	38.08	15.96	48.90

6.875-7.125GHz_802.11be EHT160_Nss1,(MCS0),RU484+RU484 MRU 1_4TX

6985MHz_TX

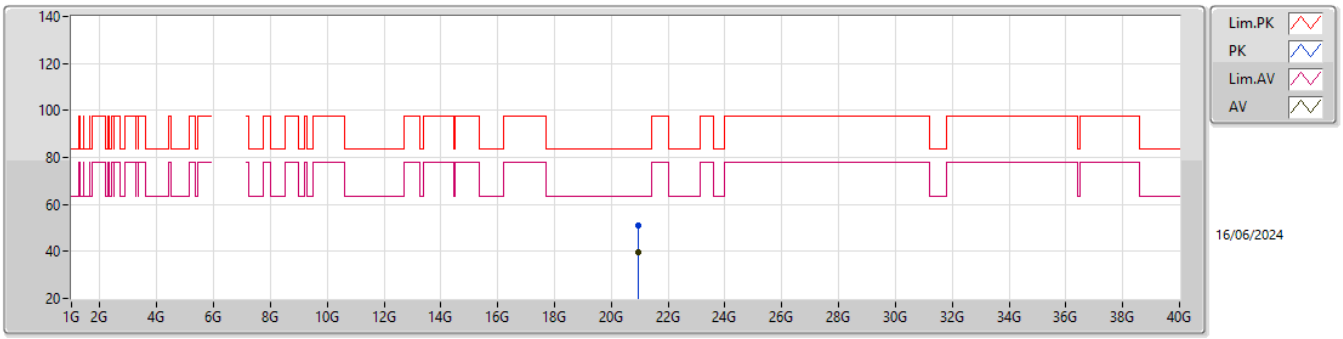

EUT Y_4TX
Setting -7.5/19
06-K-S-4

Type	Freq	Level	Limit	Margin	Raw	Dist	Condition	Azimuth	Height	Comment	AF	CL	PA
	(Hz)	(dBuV/m)	(dBuV/m)	(dB)	(dBuV)	(m)		(°)	(m)		(dB)	(dB)	(dB)
PK	20.95499G	50.78	83.54	-32.76	45.64	1	Horizontal	203	1.84	-	38.08	15.96	48.90
AV	20.95462G	39.49	63.54	-24.05	34.35	1	Horizontal	203	1.84	-	38.08	15.96	48.90

5.925-6.425GHz_802.11be EHT320_Nss1,(MCS0),3xRU996 MRU 4_4TX

6105MHz_TX

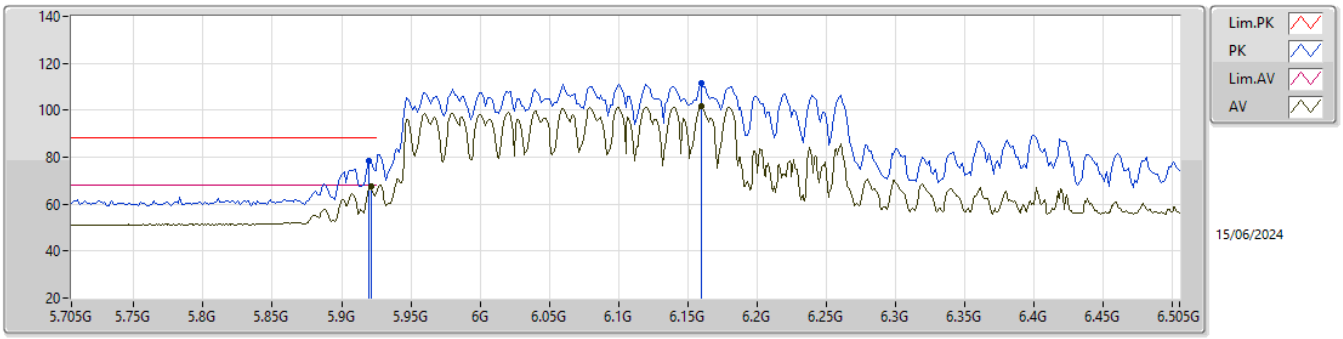

EUT Y_4TX
Setting -4/19.75
06-K-S-4-10

Type	Freq	Level	Limit	Margin	Raw	Dist	Condition	Azimuth	Height	Comment	AF	CL	PA
	(Hz)	(dBuV/m)	(dBuV/m)	(dB)	(dBuV)	(m)		(°)	(m)		(dB)	(dB)	(dB)
PK	5.9194G	78.53	88.20	-9.67	70.15	3	Vertical	55	1.95	-	32.54	7.44	31.60
RMS	5.921G	67.33	68.20	-0.87	58.95	3	Vertical	55	1.95	-	32.54	7.44	31.60
PK	6.1594G	111.62	Inf	-Inf	102.52	3	Vertical	55	1.95	-	32.76	7.60	31.26
RMS	6.1602G	101.52	Inf	-Inf	92.42	3	Vertical	55	1.95	-	32.76	7.60	31.26

5.925-6.425GHz_802.11be EHT320_Nss1,(MCS0),3xRU996 MRU 4_4TX

6105MHz_TX

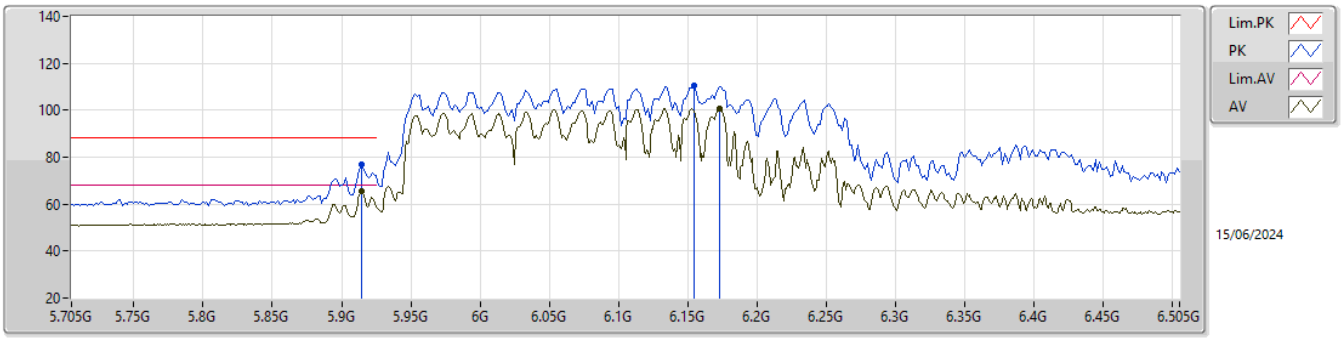

EUT Y_4TX
Setting -4/19.75
06-K-S-4-10

Type	Freq	Level	Limit	Margin	Raw	Dist	Condition	Azimuth	Height	Comment	AF	CL	PA
	(Hz)	(dBuV/m)	(dBuV/m)	(dB)	(dBuV)	(m)		(°)	(m)		(dB)	(dB)	(dB)
PK	5.9146G	77.04	88.20	-11.16	68.67	3	Horizontal	297	1.80	-	32.53	7.44	31.60
RMS	5.9146G	65.38	68.20	-2.82	57.01	3	Horizontal	297	1.80	-	32.53	7.44	31.60
PK	6.1546G	110.46	Inf	-Inf	101.41	3	Horizontal	297	1.80	-	32.73	7.59	31.27
RMS	6.173G	100.75	Inf	-Inf	91.53	3	Horizontal	297	1.80	-	32.84	7.61	31.23

5.925-6.425GHz_802.11be EHT320_Nss1,(MCS0),3xRU996 MRU 4_4TX

6105MHz_TX

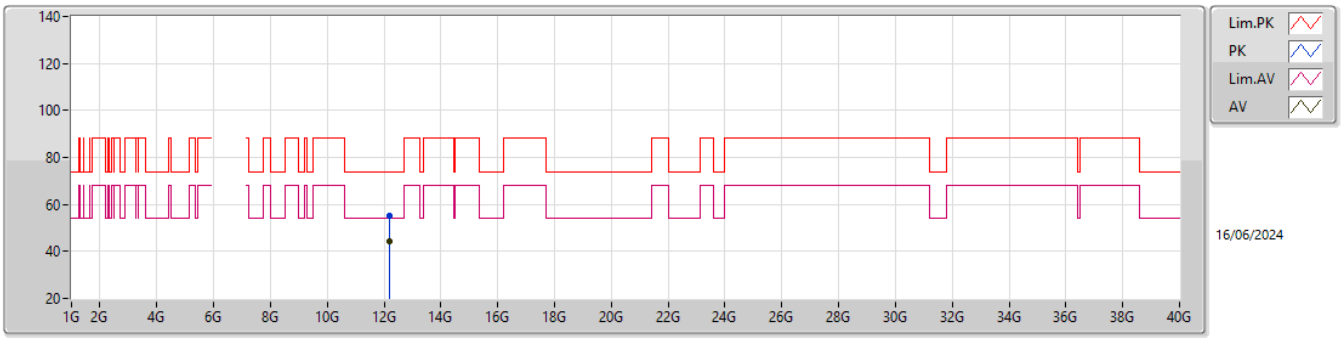

EUT Y_4TX
Setting -4/19.75
06-K-S-4

Type	Freq	Level	Limit	Margin	Raw	Dist	Condition	Azimuth	Height	Comment	AF	CL	PA
	(Hz)	(dBuV/m)	(dBuV/m)	(dB)	(dBuV)	(m)		(°)	(m)		(dB)	(dB)	(dB)
PK	12.20961G	55.13	74.00	-18.87	48.19	3	Vertical	90	2.68	-	39.00	10.91	42.97
AV	12.21014G	44.35	54.00	-9.65	37.41	3	Vertical	90	2.68	-	39.00	10.91	42.97

5.925-6.425GHz_802.11be EHT320_Nss1,(MCS0),3xRU996 MRU 4_4TX

6105MHz_TX

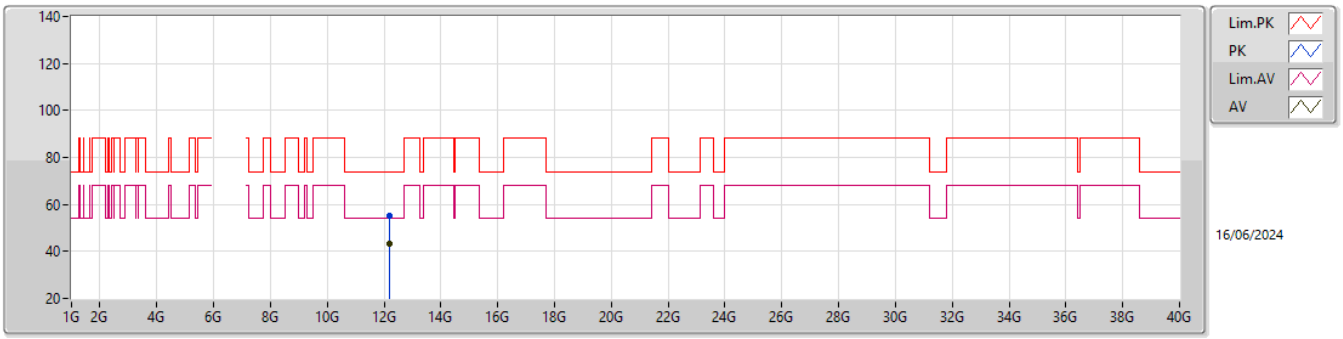

EUT Y_4TX
Setting -4/19.75
06-K-S-4

Type	Freq	Level	Limit	Margin	Raw	Dist	Condition	Azimuth	Height	Comment	AF	CL	PA
	(Hz)	(dBuV/m)	(dBuV/m)	(dB)	(dBuV)	(m)		(°)	(m)		(dB)	(dB)	(dB)
PK	12.21044G	55.35	74.00	-18.65	48.41	3	Horizontal	186	1.60	-	39.00	10.91	42.97
AV	12.21022G	43.48	54.00	-10.52	36.54	3	Horizontal	186	1.60	-	39.00	10.91	42.97

5.925-6.425GHz_802.11be EHT320_Nss1,(MCS0),3xRU996 MRU 4_4TX

6105MHz_TX

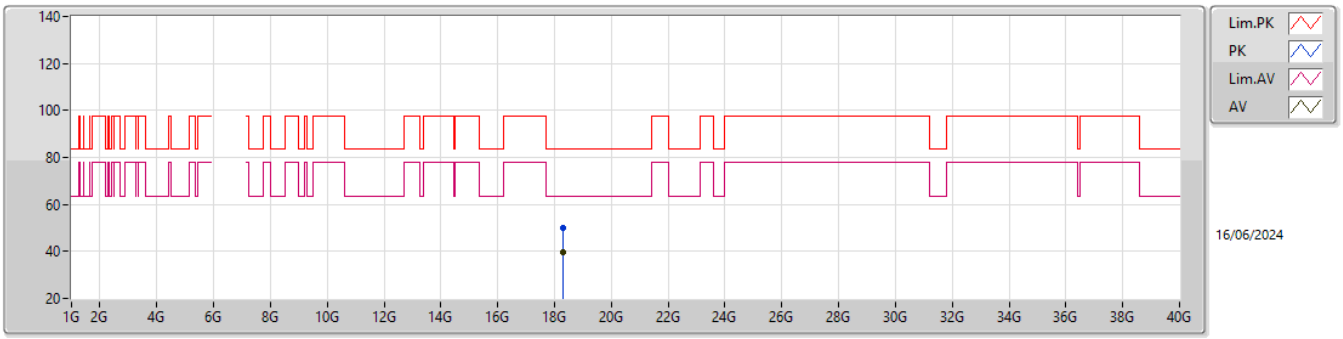

EUT Y_4TX
Setting -4/19.75
06-K-S-4

Type	Freq	Level	Limit	Margin	Raw	Dist	Condition	Azimuth	Height	Comment	AF	CL	PA
	(Hz)	(dBuV/m)	(dBuV/m)	(dB)	(dBuV)	(m)		(°)	(m)		(dB)	(dB)	(dB)
PK	18.31495G	50.19	83.54	-33.35	47.00	1	Vertical	7	2.21	-	37.50	15.28	49.59
AV	18.31519G	39.84	63.54	-23.70	36.65	1	Vertical	7	2.21	-	37.50	15.28	49.59

5.925-6.425GHz_802.11be EHT320_Nss1,(MCS0),3xRU996 MRU 4_4TX

6105MHz_TX

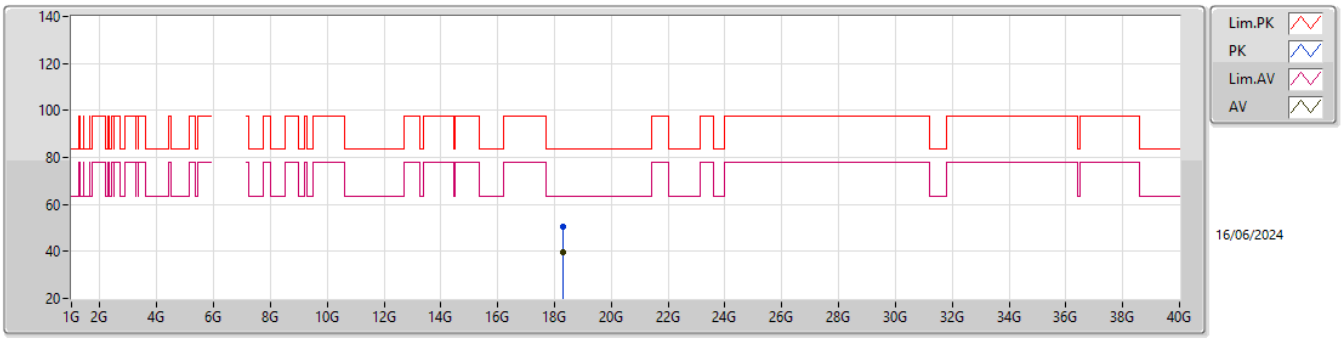

EUT Y_4TX
Setting -4/19.75
06-K-S-4

Type	Freq	Level	Limit	Margin	Raw	Dist	Condition	Azimuth	Height	Comment	AF	CL	PA
	(Hz)	(dBuV/m)	(dBuV/m)	(dB)	(dBuV)	(m)		(°)	(m)		(dB)	(dB)	(dB)
PK	18.31487G	50.47	83.54	-33.07	47.28	1	Horizontal	30	2.61	-	37.50	15.28	49.59
AV	18.31506G	39.74	63.54	-23.80	36.55	1	Horizontal	30	2.61	-	37.50	15.28	49.59

5.925-6.425GHz_802.11be EHT320_Nss1,(MCS0),2xRU996+RU484 MRU 5_4TX

6105MHz_TX

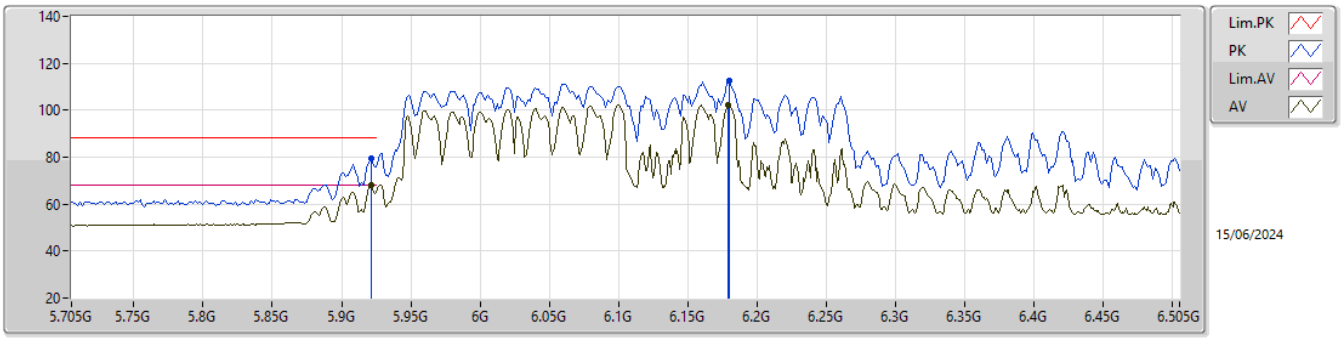

EUT Y_4TX
Setting -5/19.75
06-K-S-4-10

Type	Freq	Level	Limit	Margin	Raw	Dist	Condition	Azimuth	Height	Comment	AF	CL	PA
	(Hz)	(dBuV/m)	(dBuV/m)	(dB)	(dBuV)	(m)		(°)	(m)		(dB)	(dB)	(dB)
PK	5.921G	79.30	88.20	-8.90	70.92	3	Vertical	58	1.97	-	32.54	7.44	31.60
RMS	5.921G	68.04	68.20	-0.16	59.66	3	Vertical	58	1.97	-	32.54	7.44	31.60
PK	6.1802G	112.34	Inf	-Inf	103.06	3	Vertical	58	1.97	-	32.88	7.61	31.21
RMS	6.1794G	102.20	Inf	-Inf	92.93	3	Vertical	58	1.97	-	32.88	7.61	31.22

5.925-6.425GHz_802.11be EHT320_Nss1,(MCS0),2xRU996+RU484 MRU 5_4TX

6105MHz_TX

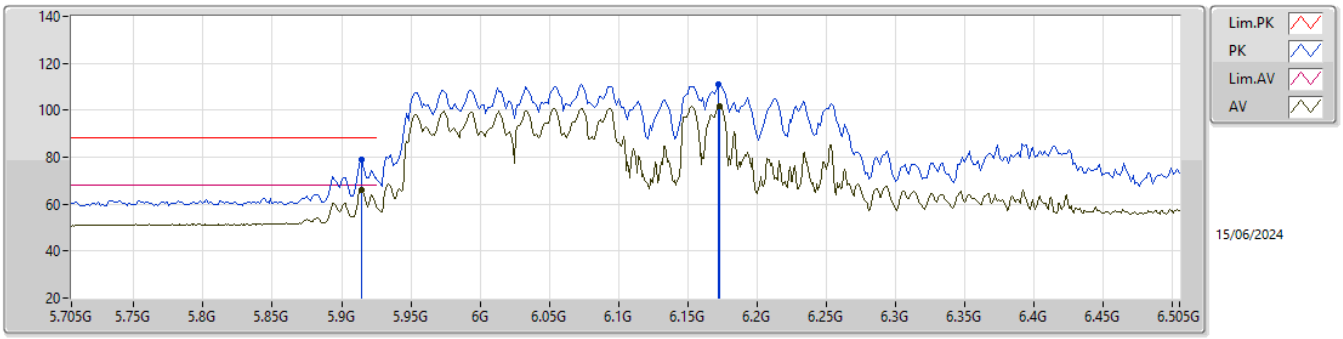

EUT Y_4TX
Setting -5/19.75
06-K-S-4-10

Type	Freq	Level	Limit	Margin	Raw	Dist	Condition	Azimuth	Height	Comment	AF	CL	PA
	(Hz)	(dBuV/m)	(dBuV/m)	(dB)	(dBuV)	(m)		(°)	(m)		(dB)	(dB)	(dB)
PK	5.9146G	78.89	88.20	-9.31	70.52	3	Horizontal	298	1.80	-	32.53	7.44	31.60
RMS	5.9146G	66.02	68.20	-2.18	57.65	3	Horizontal	298	1.80	-	32.53	7.44	31.60
PK	6.1722G	111.28	Inf	-Inf	102.07	3	Horizontal	298	1.80	-	32.83	7.61	31.23
RMS	6.173G	101.61	Inf	-Inf	92.39	3	Horizontal	298	1.80	-	32.84	7.61	31.23

5.925-6.425GHz_802.11be EHT320_Nss1,(MCS0),2xRU996+RU484 MRU 5_4TX

6105MHz_TX

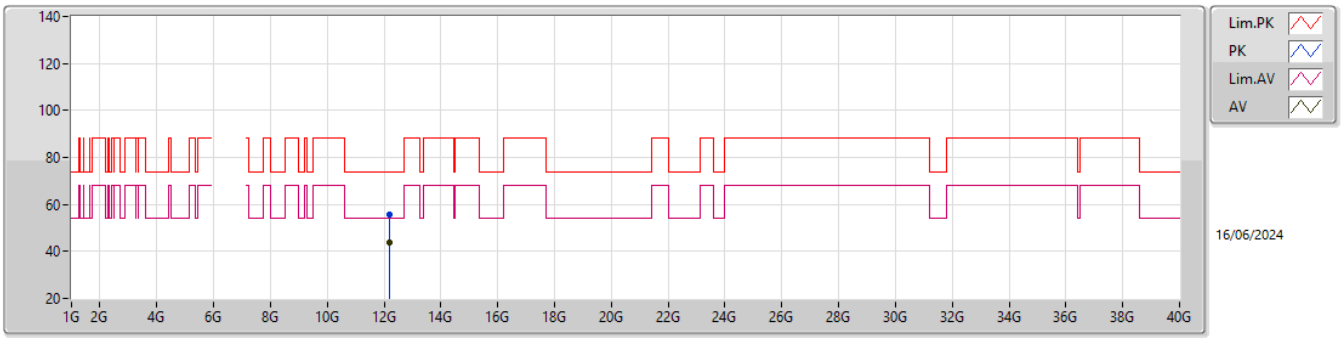

EUT Y_4TX
Setting -5/19.75
06-K-S-4

Type	Freq	Level	Limit	Margin	Raw	Dist	Condition	Azimuth	Height	Comment	AF	CL	PA
	(Hz)	(dBuV/m)	(dBuV/m)	(dB)	(dBuV)	(m)		(°)	(m)		(dB)	(dB)	(dB)
PK	12.20951G	55.46	74.00	-18.54	48.52	3	Vertical	24	2.39	-	39.00	10.91	42.97
AV	12.20968G	43.62	54.00	-10.38	36.68	3	Vertical	24	2.39	-	39.00	10.91	42.97

5.925-6.425GHz_802.11be EHT320_Nss1,(MCS0),2xRU996+RU484 MRU 5_4TX

6105MHz_TX

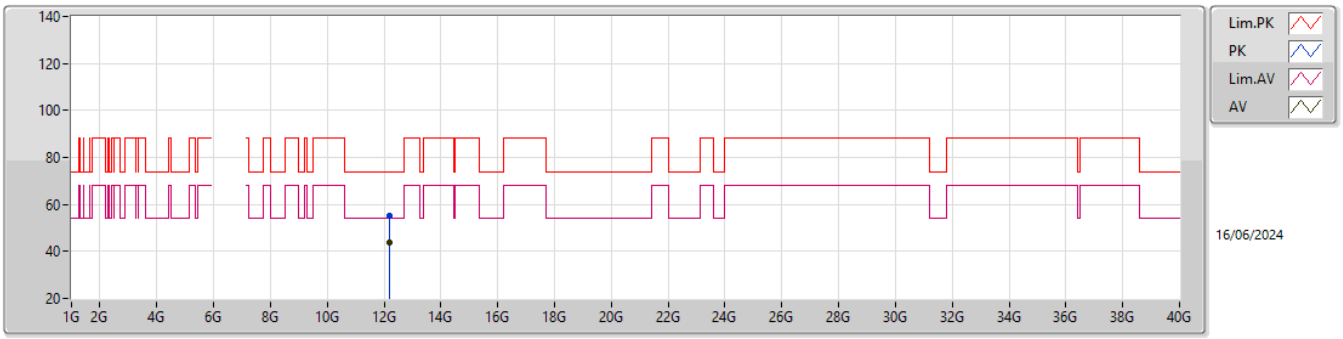

EUT Y_4TX
Setting -5/19.75
06-K-S-4

Type	Freq	Level	Limit	Margin	Raw	Dist	Condition	Azimuth	Height	Comment	AF	CL	PA
	(Hz)	(dBuV/m)	(dBuV/m)	(dB)	(dBuV)	(m)		(°)	(m)		(dB)	(dB)	(dB)
PK	12.21033G	55.43	74.00	-18.57	48.49	3	Horizontal	144	1.19	-	39.00	10.91	42.97
AV	12.20955G	43.58	54.00	-10.42	36.64	3	Horizontal	144	1.19	-	39.00	10.91	42.97

5.925-6.425GHz_802.11be EHT320_Nss1,(MCS0),2xRU996+RU484 MRU 5_4TX

6105MHz_TX

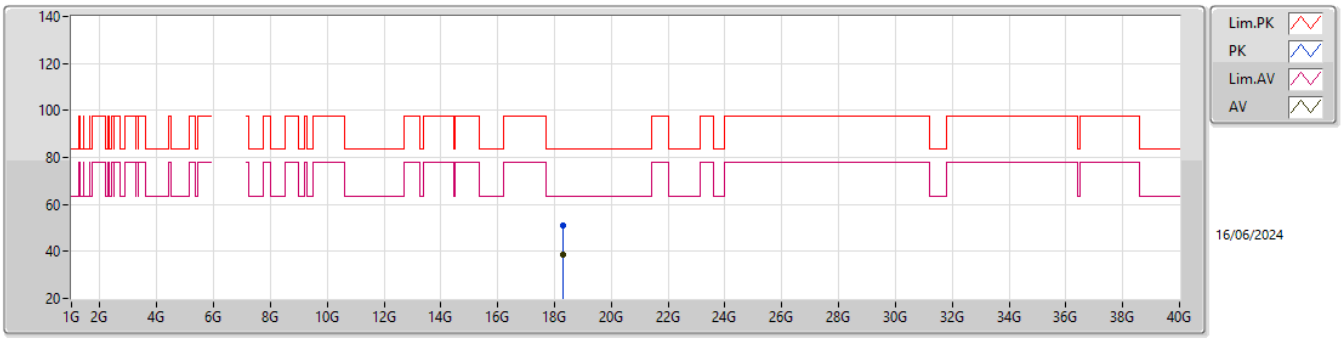

EUT Y_4TX
Setting -5/19.75
06-K-S-4

Type	Freq	Level	Limit	Margin	Raw	Dist	Condition	Azimuth	Height	Comment	AF	CL	PA
	(Hz)	(dBuV/m)	(dBuV/m)	(dB)	(dBuV)	(m)		(°)	(m)		(dB)	(dB)	(dB)
PK	18.31492G	51.26	83.54	-32.28	48.07	1	Vertical	158	2.55	-	37.50	15.28	49.59
AV	18.31488G	38.79	63.54	-24.75	35.60	1	Vertical	158	2.55	-	37.50	15.28	49.59

5.925-6.425GHz_802.11be EHT320_Nss1,(MCS0),2xRU996+RU484 MRU 5_4TX

6105MHz_TX

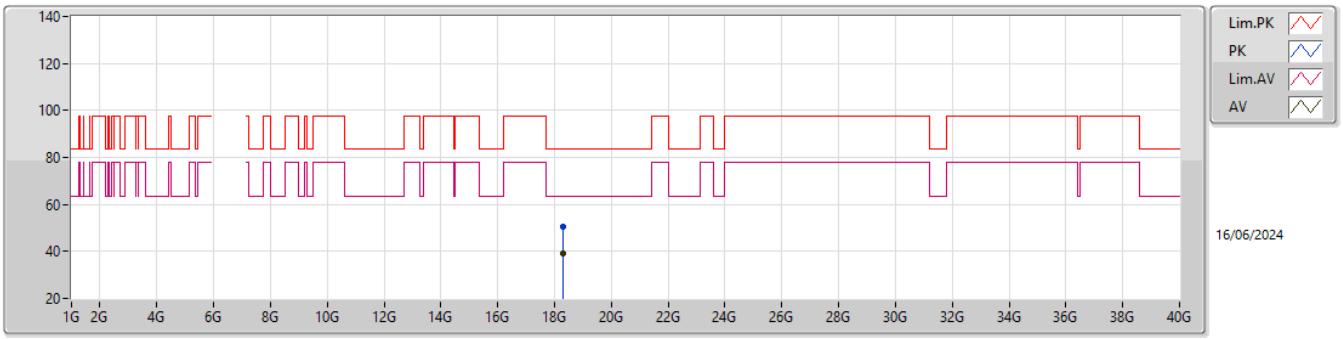

EUT Y_4TX
Setting -5/19.75
06-K-S-4

Type	Freq	Level	Limit	Margin	Raw	Dist	Condition	Azimuth	Height	Comment	AF	CL	PA
	(Hz)	(dBuV/m)	(dBuV/m)	(dB)	(dBuV)	(m)		(°)	(m)		(dB)	(dB)	(dB)
PK	18.31536G	50.76	83.54	-32.78	47.57	1	Horizontal	33	1.20	-	37.50	15.28	49.59
AV	18.31521G	38.93	63.54	-24.61	35.74	1	Horizontal	33	1.20	-	37.50	15.28	49.59

5.925-6.425GHz_802.11be EHT320_Nss1,(MCS0),2xRU996 MRU 1_4TX

6105MHz_TX

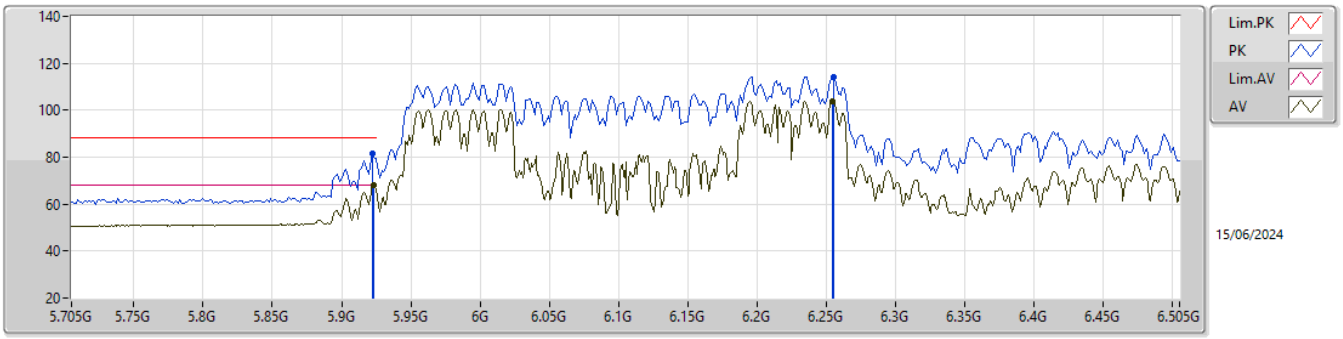

EUT Y_4TX
Setting -6.5/20.25
06-K-S-4-10

Type	Freq	Level	Limit	Margin	Raw	Dist	Condition	Azimuth	Height	Comment	AF	CL	PA
	(Hz)	(dBuV/m)	(dBuV/m)	(dB)	(dBuV)	(m)		(°)	(m)		(dB)	(dB)	(dB)
PK	5.9226G	81.51	88.20	-6.69	73.12	3	Vertical	329	1.92	-	32.55	7.44	31.60
RMS	5.9234G	68.16	68.20	-0.04	59.77	3	Vertical	329	1.92	-	32.55	7.44	31.60
PK	6.2554G	114.33	Inf	-Inf	104.60	3	Vertical	329	1.92	-	33.12	7.66	31.05
RMS	6.2546G	103.80	Inf	-Inf	94.07	3	Vertical	329	1.92	-	33.12	7.66	31.05

5.925-6.425GHz_802.11be EHT320_Nss1,(MCS0),2xRU996 MRU 1_4TX

6105MHz_TX

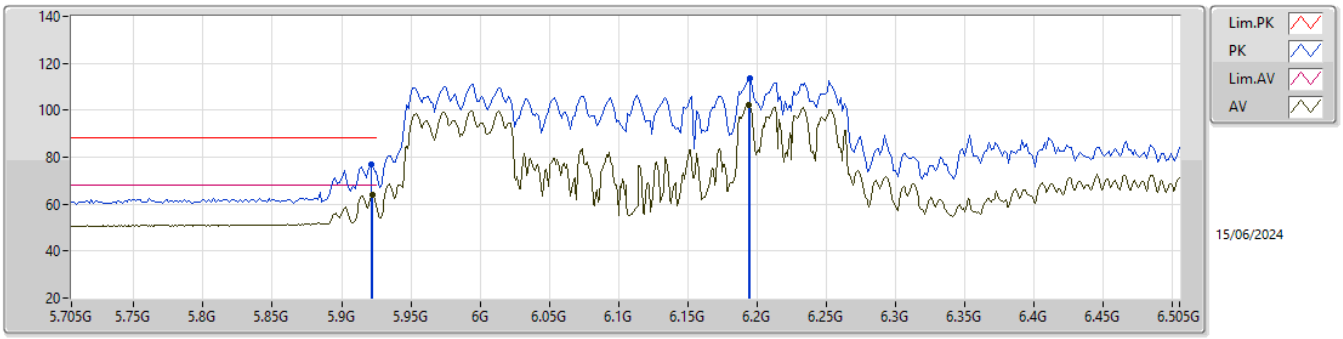

EUT Y_4TX
Setting -6.5/20.25
06-K-S-4-10

Type	Freq	Level	Limit	Margin	Raw	Dist	Condition	Azimuth	Height	Comment	AF	CL	PA
	(Hz)	(dBuV/m)	(dBuV/m)	(dB)	(dBuV)	(m)		(°)	(m)		(dB)	(dB)	(dB)
PK	5.921G	76.98	88.20	-11.22	68.60	3	Horizontal	296	1.71	-	32.54	7.44	31.60
RMS	5.9226G	64.19	68.20	-4.01	55.80	3	Horizontal	296	1.71	-	32.55	7.44	31.60
PK	6.1946G	113.77	Inf	-Inf	104.35	3	Horizontal	296	1.71	-	32.97	7.63	31.18
RMS	6.1938G	102.44	Inf	-Inf	93.03	3	Horizontal	296	1.71	-	32.96	7.63	31.18

5.925-6.425GHz_802.11be EHT320_Nss1,(MCS0),2xRU996 MRU 1_4TX

6105MHz_TX

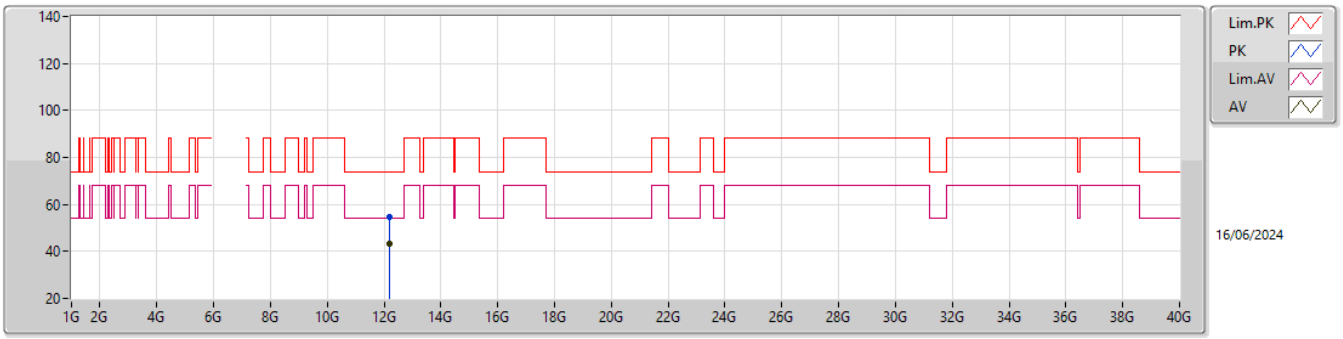

EUT Y_4TX
Setting -6.5/20.25
06-K-S-4

Type	Freq	Level	Limit	Margin	Raw	Dist	Condition	Azimuth	Height	Comment	AF	CL	PA
	(Hz)	(dBuV/m)	(dBuV/m)	(dB)	(dBuV)	(m)		(°)	(m)		(dB)	(dB)	(dB)
PK	12.21007G	54.89	74.00	-19.11	47.95	3	Vertical	263	1.45	-	39.00	10.91	42.97
AV	12.21038G	43.20	54.00	-10.80	36.26	3	Vertical	263	1.45	-	39.00	10.91	42.97

5.925-6.425GHz_802.11be EHT320_Nss1,(MCS0),2xRU996 MRU 1_4TX

6105MHz_TX

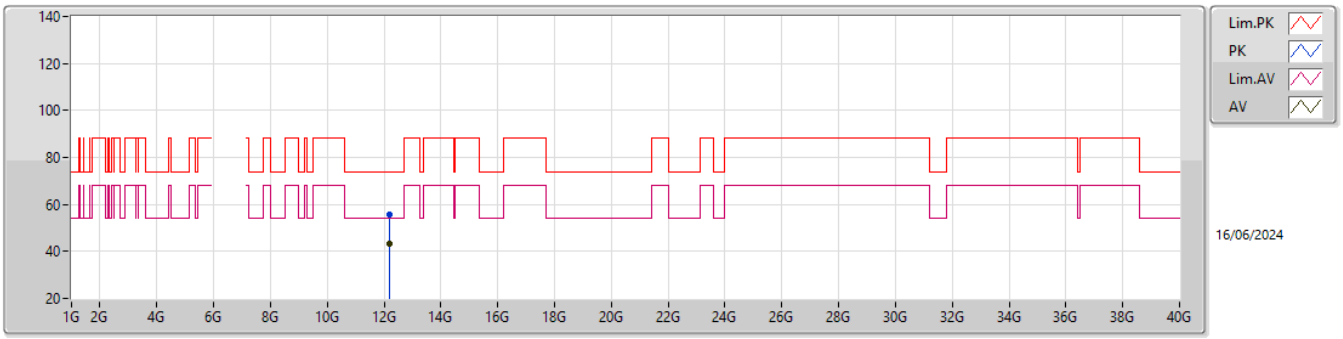

EUT Y_4TX
Setting -6.5/20.25
06-K-S-4

Type	Freq	Level	Limit	Margin	Raw	Dist	Condition	Azimuth	Height	Comment	AF	CL	PA
	(Hz)	(dBuV/m)	(dBuV/m)	(dB)	(dBuV)	(m)		(°)	(m)		(dB)	(dB)	(dB)
PK	12.20971G	55.57	74.00	-18.43	48.63	3	Horizontal	80	2.52	-	39.00	10.91	42.97
AV	12.20965G	43.10	54.00	-10.90	36.16	3	Horizontal	80	2.52	-	39.00	10.91	42.97

5.925-6.425GHz_802.11be EHT320_Nss1,(MCS0),2xRU996 MRU 1_4TX

6105MHz_TX

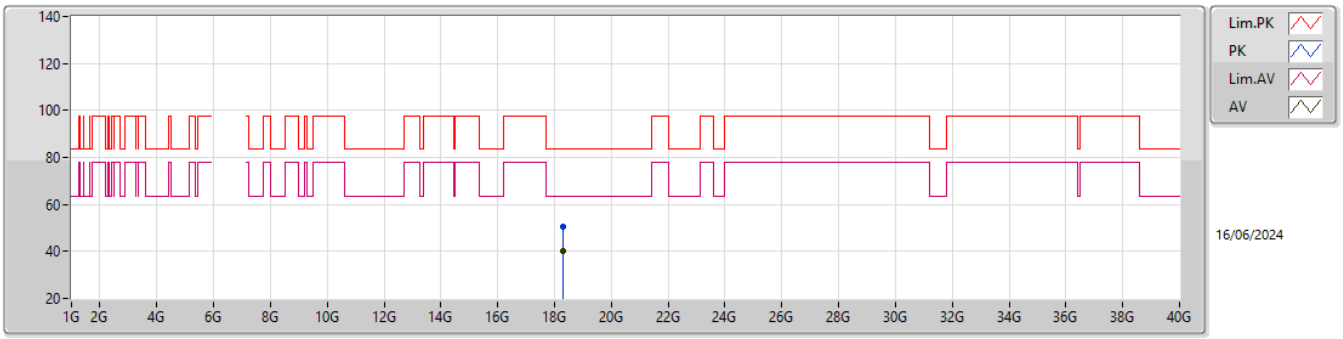

EUT Y_4TX
Setting -6.5/20.25
06-K-S-4

Type	Freq	Level	Limit	Margin	Raw	Dist	Condition	Azimuth	Height	Comment	AF	CL	PA
	(Hz)	(dBuV/m)	(dBuV/m)	(dB)	(dBuV)	(m)		(°)	(m)		(dB)	(dB)	(dB)
PK	18.31545G	50.49	83.54	-33.05	47.30	1	Vertical	211	1.31	-	37.50	15.28	49.59
AV	18.3147G	40.30	63.54	-23.24	37.11	1	Vertical	211	1.31	-	37.50	15.28	49.59

5.925-6.425GHz_802.11be EHT320_Nss1,(MCS0),2xRU996 MRU 1_4TX

6105MHz_TX

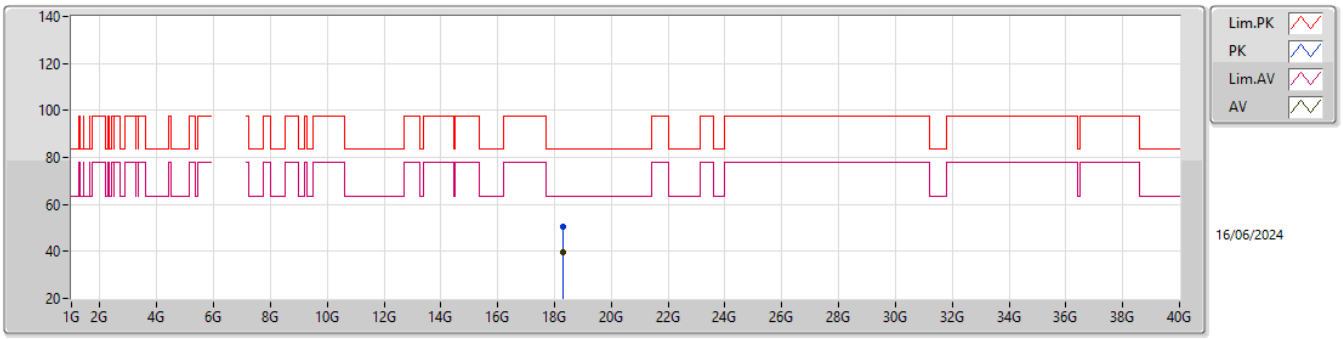

EUT Y_4TX
Setting -6.5/20.25
06-K-S-4

Type	Freq	Level	Limit	Margin	Raw	Dist	Condition	Azimuth	Height	Comment	AF	CL	PA
	(Hz)	(dBuV/m)	(dBuV/m)	(dB)	(dBuV)	(m)		(°)	(m)		(dB)	(dB)	(dB)
PK	18.31481G	50.40	83.54	-33.14	47.21	1	Horizontal	352	1.16	-	37.50	15.28	49.59
AV	18.31524G	39.78	63.54	-23.76	36.59	1	Horizontal	352	1.16	-	37.50	15.28	49.59

6.525-6.875GHz_802.11be EHT320_Nss1,(MCS0),2xRU996+RU484 MRU 8_4TX

6905MHz Straddle 6.525-6.875GHz_TX

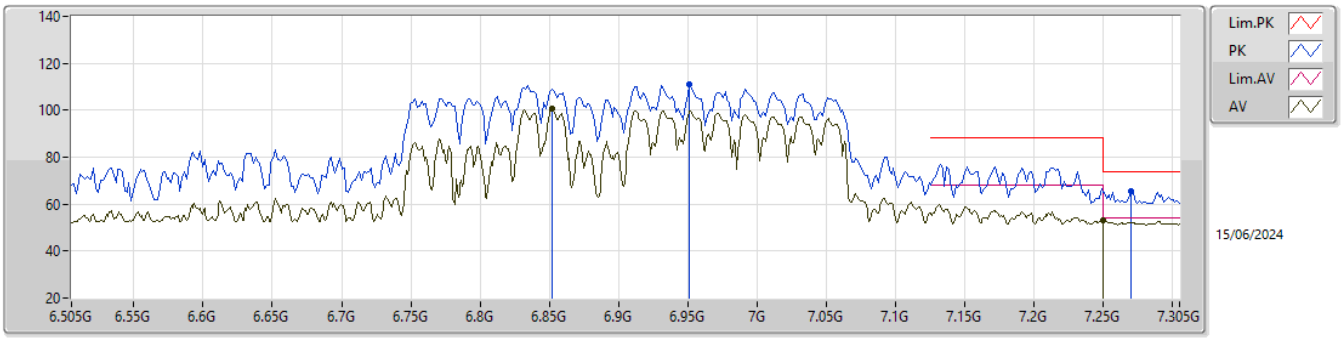

EUT Y_4TX
Setting -3.5/18.25
06-K-S-4-10

Type	Freq	Level	Limit	Margin	Raw	Dist	Condition	Azimuth	Height	Comment	AF	CL	PA
	(Hz)	(dBuV/m)	(dBuV/m)	(dB)	(dBuV)	(m)		(°)	(m)		(dB)	(dB)	(dB)
PK	6.9514G	110.82	Inf	-Inf	99.40	3	Vertical	330	1.69	-	35.31	8.11	32.00
RMS	6.8522G	100.82	Inf	-Inf	89.66	3	Vertical	330	1.69	-	34.81	8.02	31.67
PK	7.2698G	65.63	74.00	-8.37	53.17	3	Vertical	330	1.69	-	36.66	8.34	32.54
AV	7.25G	53.36	54.00	-0.64	40.84	3	Vertical	330	1.69	-	36.70	8.34	32.52

6.525-6.875GHz_802.11be EHT320_Nss1,(MCS0),2xRU996+RU484 MRU 8_4TX

6905MHz Straddle 6.525-6.875GHz_TX

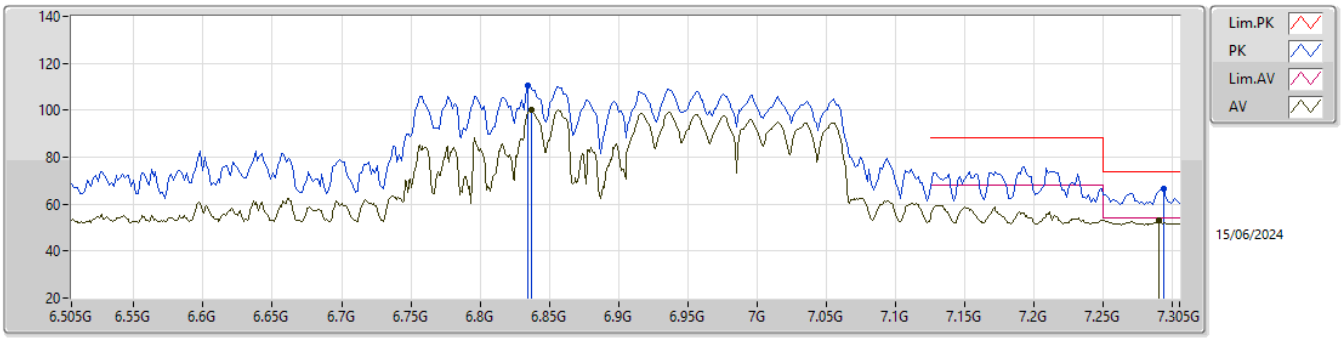

EUT Y_4TX
Setting -3.5/18.25
06-K-S-4-10

Type	Freq	Level	Limit	Margin	Raw	Dist	Condition	Azimuth	Height	Comment	AF	CL	PA
	(Hz)	(dBuV/m)	(dBuV/m)	(dB)	(dBuV)	(m)		(°)	(m)		(dB)	(dB)	(dB)
PK	6.8346G	110.29	Inf	-Inf	99.15	3	Horizontal	293	1.67	-	34.74	8.01	31.61
RMS	6.837G	100.26	Inf	-Inf	89.12	3	Horizontal	293	1.67	-	34.75	8.01	31.62
PK	7.2938G	66.75	74.00	-7.25	54.38	3	Horizontal	293	1.67	-	36.61	8.34	32.58
AV	7.2898G	52.95	54.00	-1.05	40.56	3	Horizontal	293	1.67	-	36.62	8.34	32.57

6.525-6.875GHz_802.11be EHT320_Nss1,(MCS0),2xRU996+RU484 MRU 8_4TX

6905MHz Straddle 6.525-6.875GHz_TX

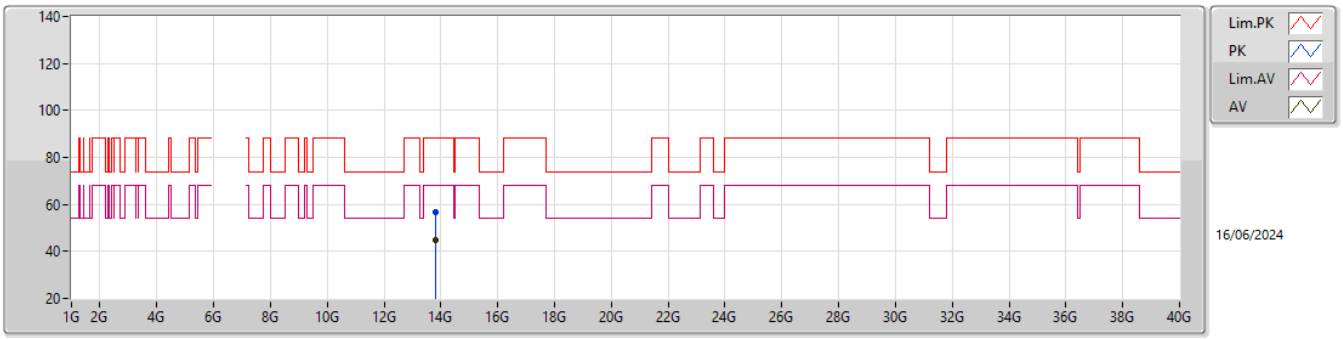

EUT Y_4TX
Setting -3.5/18.25
06-K-S-4

Type	Freq	Level	Limit	Margin	Raw	Dist	Condition	Azimuth	Height	Comment	AF	CL	PA
	(Hz)	(dBuV/m)	(dBuV/m)	(dB)	(dBuV)	(m)		(°)	(m)		(dB)	(dB)	(dB)
PK	13.80953G	56.60	88.20	-31.60	47.21	3	Vertical	29	1.15	-	40.48	11.63	42.72
RMS	13.81029G	44.99	68.20	-23.21	35.60	3	Vertical	29	1.15	-	40.48	11.63	42.72

6.525-6.875GHz_802.11be EHT320_Nss1,(MCS0),2xRU996+RU484 MRU 8_4TX

6905MHz Straddle 6.525-6.875GHz_TX

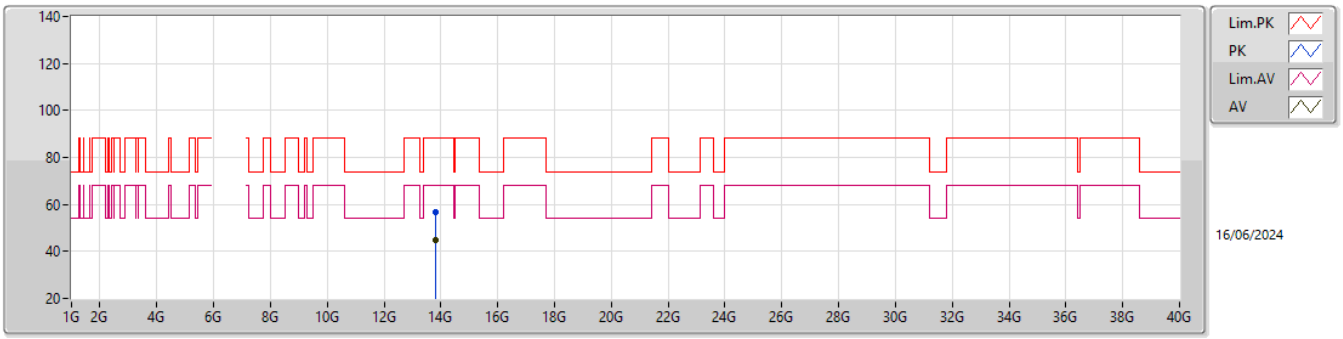

EUT Y_4TX
Setting -3.5/18.25
06-K-S-4

Type	Freq	Level	Limit	Margin	Raw	Dist	Condition	Azimuth	Height	Comment	AF	CL	PA
	(Hz)	(dBuV/m)	(dBuV/m)	(dB)	(dBuV)	(m)		(°)	(m)		(dB)	(dB)	(dB)
PK	13.80968G	56.55	88.20	-31.65	47.16	3	Horizontal	284	1.21	-	40.48	11.63	42.72
RMS	13.81033G	44.95	68.20	-23.25	35.56	3	Horizontal	284	1.21	-	40.48	11.63	42.72

6.525-6.875GHz_802.11be EHT320_Nss1,(MCS0),2xRU996+RU484 MRU 8_4TX

6905MHz Straddle 6.525-6.875GHz_TX

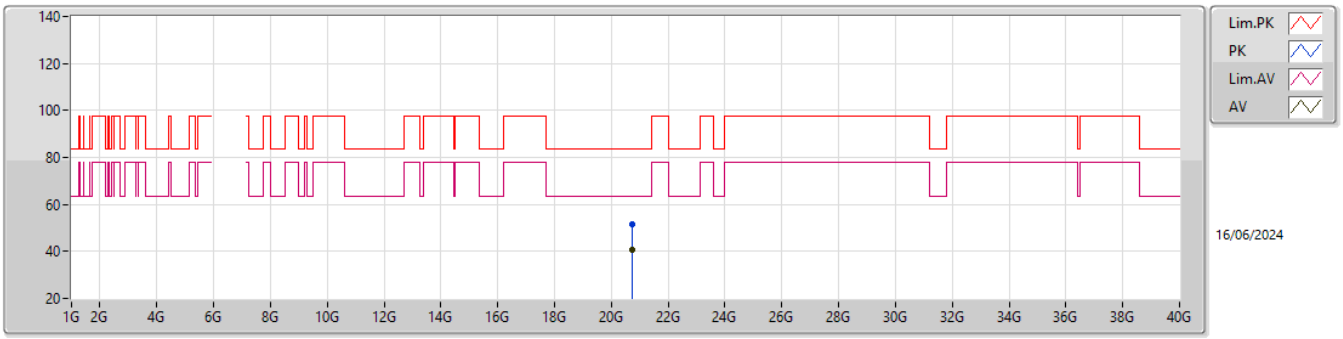

EUT Y_4TX
Setting -3.5/18.25
06-K-S-4

Type	Freq	Level	Limit	Margin	Raw	Dist	Condition	Azimuth	Height	Comment	AF	CL	PA
	(Hz)	(dBuV/m)	(dBuV/m)	(dB)	(dBuV)	(m)		(°)	(m)		(dB)	(dB)	(dB)
PK	20.71495G	51.67	83.54	-31.87	47.06	1	Vertical	90	1.90	-	37.87	15.77	49.03
AV	20.71507G	40.59	63.54	-22.95	35.98	1	Vertical	90	1.90	-	37.87	15.77	49.03

6.525-6.875GHz_802.11be EHT320_Nss1,(MCS0),2xRU996+RU484 MRU 8_4TX

6905MHz Straddle 6.525-6.875GHz_TX

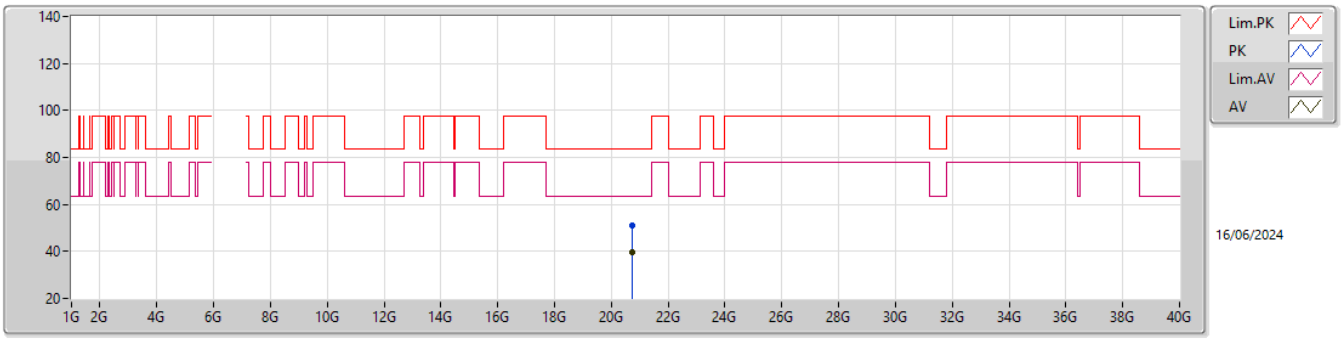

EUT Y_4TX
Setting -3.5/18.25
06-K-S-4

Type	Freq	Level	Limit	Margin	Raw	Dist	Condition	Azimuth	Height	Comment	AF	CL	PA
	(Hz)	(dBuV/m)	(dBuV/m)	(dB)	(dBuV)	(m)		(°)	(m)		(dB)	(dB)	(dB)
PK	20.71498G	51.21	83.54	-32.33	46.60	1	Horizontal	97	1.82	-	37.87	15.77	49.03
AV	20.71456G	39.66	63.54	-23.88	35.05	1	Horizontal	97	1.82	-	37.87	15.77	49.03

6.525-6.875GHz_802.11be EHT320_Nss1,(MCS0),2xRU996 MRU 1_4TX

6905MHz Straddle 6.525-6.875GHz_TX

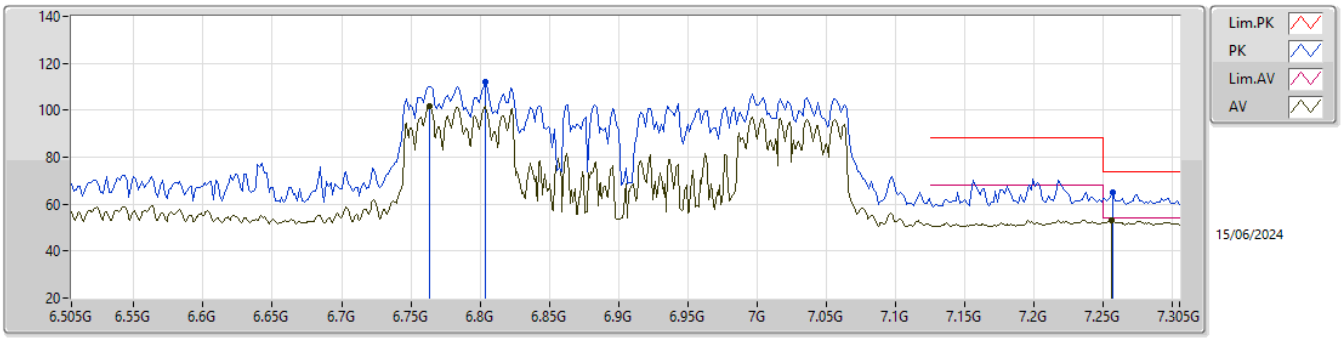

EUT Y_4TX
Setting -3.5/17.25
06-K-S-4-10

Type	Freq	Level	Limit	Margin	Raw	Dist	Condition	Azimuth	Height	Comment	AF	CL	PA
	(Hz)	(dBuV/m)	(dBuV/m)	(dB)	(dBuV)	(m)		(°)	(m)		(dB)	(dB)	(dB)
PK	6.8042G	111.89	Inf	-Inf	100.80	3	Vertical	38	1.74	-	34.62	7.98	31.51
RMS	6.7634G	101.65	Inf	-Inf	90.54	3	Vertical	38	1.74	-	34.53	7.96	31.38
PK	7.257G	65.05	74.00	-8.95	52.54	3	Vertical	38	1.74	-	36.69	8.34	32.52
AV	7.2562G	53.23	54.00	-0.77	40.72	3	Vertical	38	1.74	-	36.69	8.34	32.52

6.525-6.875GHz_802.11be EHT320_Nss1,(MCS0),2xRU996 MRU 1_4TX

6905MHz Straddle 6.525-6.875GHz_TX

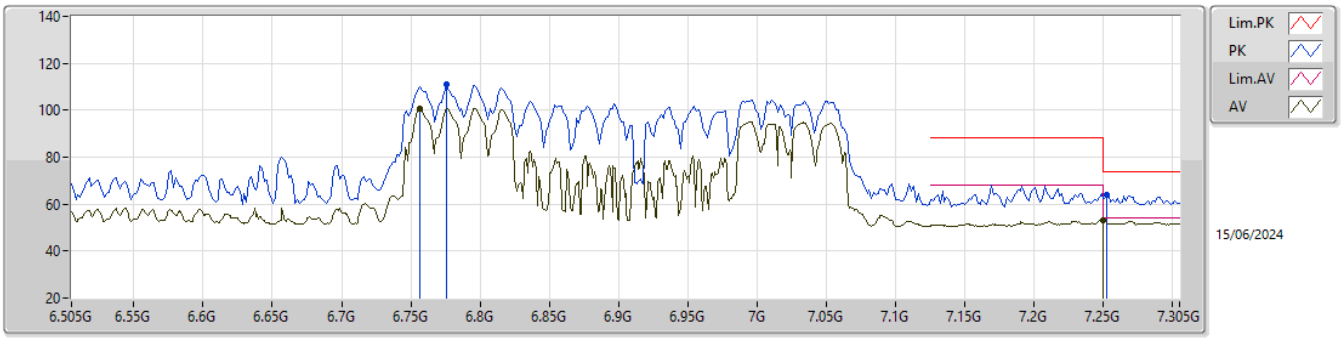

EUT Y_4TX
Setting -3.5/17.25
06-K-S-4-10

Type	Freq	Level	Limit	Margin	Raw	Dist	Condition	Azimuth	Height	Comment	AF	CL	PA
	(Hz)	(dBuV/m)	(dBuV/m)	(dB)	(dBuV)	(m)		(°)	(m)		(dB)	(dB)	(dB)
PK	6.7754G	110.85	Inf	-Inf	99.76	3	Horizontal	294	1.75	-	34.55	7.96	31.42
RMS	6.7562G	100.94	Inf	-Inf	89.84	3	Horizontal	294	1.75	-	34.51	7.95	31.36
PK	7.2522G	63.86	74.00	-10.14	51.34	3	Horizontal	294	1.75	-	36.70	8.34	32.52
AV	7.25G	53.03	54.00	-0.97	40.51	3	Horizontal	294	1.75	-	36.70	8.34	32.52

6.525-6.875GHz_802.11be EHT320_Nss1,(MCS0),2xRU996 MRU 1_4TX

6905MHz Straddle 6.525-6.875GHz_TX

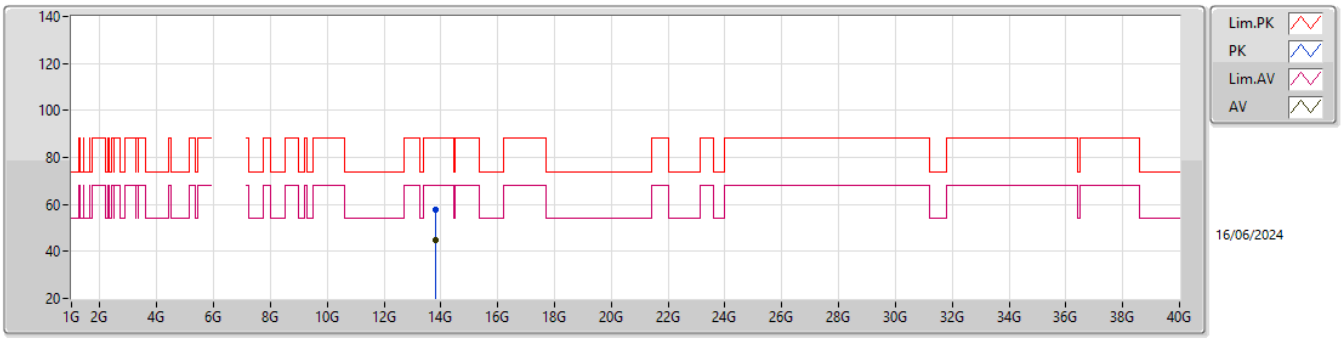

EUT Y_4TX
Setting -3.5/17.25
06-K-S-4

Type	Freq	Level	Limit	Margin	Raw	Dist	Condition	Azimuth	Height	Comment	AF	CL	PA
	(Hz)	(dBuV/m)	(dBuV/m)	(dB)	(dBuV)	(m)		(°)	(m)		(dB)	(dB)	(dB)
PK	13.80998G	57.57	88.20	-30.63	48.18	3	Vertical	8	2.85	-	40.48	11.63	42.72
RMS	13.80982G	44.89	68.20	-23.31	35.50	3	Vertical	8	2.85	-	40.48	11.63	42.72

6.525-6.875GHz_802.11be EHT320_Nss1,(MCS0),2xRU996 MRU 1_4TX

6905MHz Straddle 6.525-6.875GHz_TX

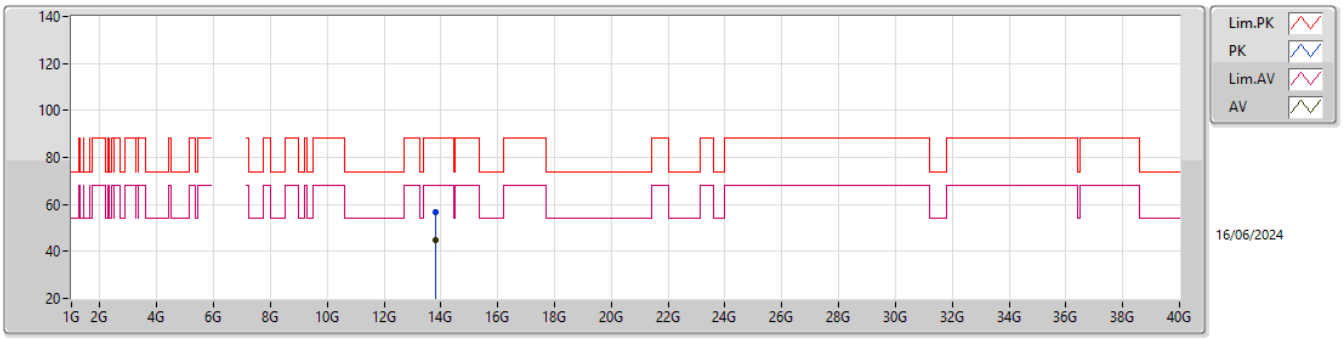

EUT Y_4TX
Setting -3.5/17.25
06-K-S-4

Type	Freq	Level	Limit	Margin	Raw	Dist	Condition	Azimuth	Height	Comment	AF	CL	PA
	(Hz)	(dBuV/m)	(dBuV/m)	(dB)	(dBuV)	(m)		(°)	(m)		(dB)	(dB)	(dB)
PK	13.81012G	56.98	88.20	-31.22	47.59	3	Horizontal	174	1.47	-	40.48	11.63	42.72
RMS	13.80962G	44.63	68.20	-23.57	35.24	3	Horizontal	174	1.47	-	40.48	11.63	42.72

6.525-6.875GHz_802.11be EHT320_Nss1,(MCS0),2xRU996 MRU 1_4TX

6905MHz Straddle 6.525-6.875GHz_TX

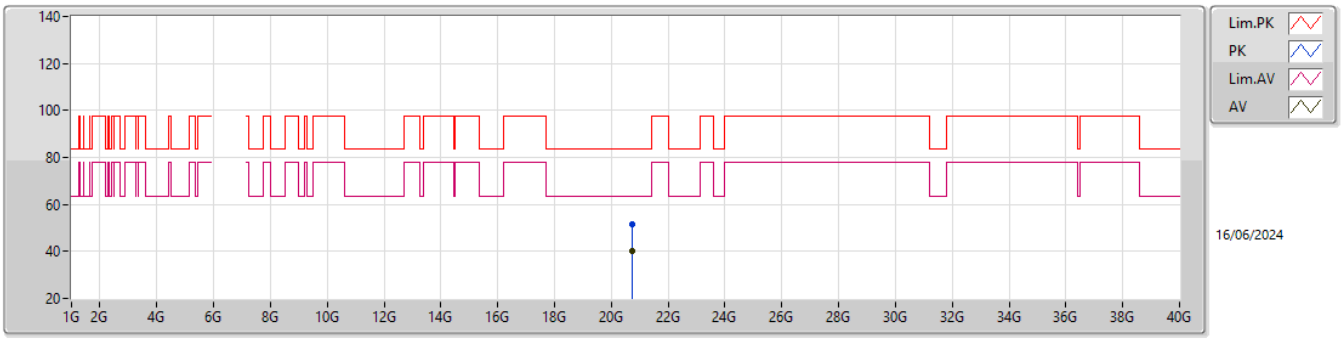

EUT Y_4TX
Setting -3.5/17.25
06-K-S-4

Type	Freq	Level	Limit	Margin	Raw	Dist	Condition	Azimuth	Height	Comment	AF	CL	PA
	(Hz)	(dBuV/m)	(dBuV/m)	(dB)	(dBuV)	(m)		(°)	(m)		(dB)	(dB)	(dB)
PK	20.71537G	51.46	83.54	-32.08	46.85	1	Vertical	197	2.77	-	37.87	15.77	49.03
AV	20.71454G	40.34	63.54	-23.20	35.73	1	Vertical	197	2.77	-	37.87	15.77	49.03

6.525-6.875GHz_802.11be EHT320_Nss1,(MCS0),2xRU996 MRU 1_4TX

6905MHz Straddle 6.525-6.875GHz_TX

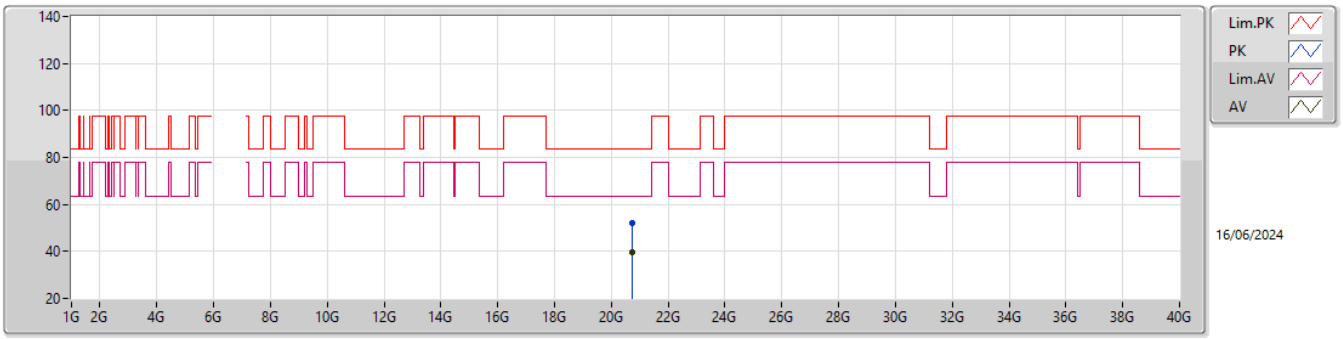

EUT Y_4TX
Setting -3.5/17.25
06-K-S-4

Type	Freq	Level	Limit	Margin	Raw	Dist	Condition	Azimuth	Height	Comment	AF	CL	PA
	(Hz)	(dBuV/m)	(dBuV/m)	(dB)	(dBuV)	(m)		(°)	(m)		(dB)	(dB)	(dB)
PK	20.71485G	51.90	83.54	-31.64	47.29	1	Horizontal	67	1.32	-	37.87	15.77	49.03
AV	20.7145G	39.67	63.54	-23.87	35.06	1	Horizontal	67	1.32	-	37.87	15.77	49.03

Test Mode: Mode 4
Summary

Mode	Result	Type	Freq (Hz)	Level (dBuV/m)	Limit (dBuV/m)	Margin (dB)	Dist (m)	Condition	Azimuth (°)	Height (m)	Comments
5.925-6.425GHz	-	-	-	-	-	-	-	-	-	-	-
802.11be EHT320_Nss1,(MCS0),3xRU996 CP 2_2TX	Pass	RMS	5.9244G	68.18	68.20	-0.02	3	Vertical	60	1.76	-

5.925-6.425GHz_802.11be EHT80_Nss1,(MCS0),RU484+RU242 CP 2_1TX

5985MHz_TX

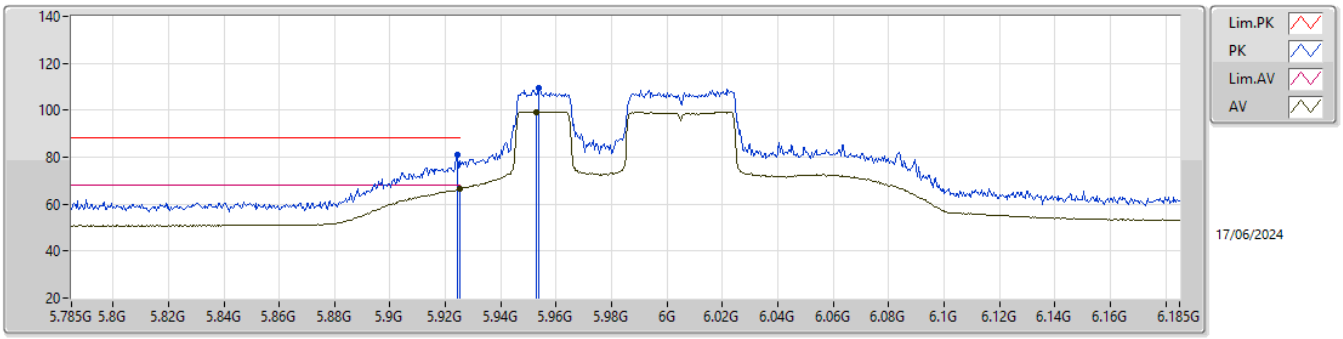

EUT Y_1TX
Setting 19.5
06-K-S-4-10

Type	Freq	Level	Limit	Margin	Raw	Dist	Condition	Azimuth	Height	Comment	AF	CL	PA
	(Hz)	(dBuV/m)	(dBuV/m)	(dB)	(dBuV)	(m)		(°)	(m)		(dB)	(dB)	(dB)
PK	5.9242G	81.12	88.20	-7.08	72.73	3	Vertical	64	1.71	-	32.55	7.44	31.60
RMS	5.925G	66.35	68.20	-1.85	57.96	3	Vertical	64	1.71	-	32.55	7.44	31.60
PK	5.9538G	109.56	Inf	-Inf	101.12	3	Vertical	64	1.71	-	32.59	7.45	31.60
RMS	5.9526G	99.37	Inf	-Inf	90.93	3	Vertical	64	1.71	-	32.59	7.45	31.60

5.925-6.425GHz_802.11be EHT80_Nss1,(MCS0),RU484+RU242 CP 2_1TX

5985MHz_TX

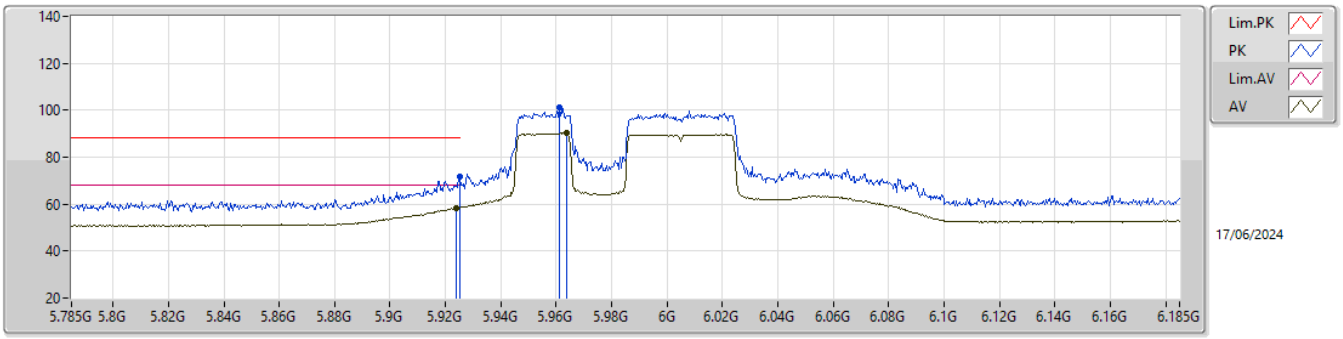

EUT Y_1TX
Setting 19.5
06-K-S-4-10

Type	Freq	Level	Limit	Margin	Raw	Dist	Condition	Azimuth	Height	Comment	AF	CL	PA
	(Hz)	(dBuV/m)	(dBuV/m)	(dB)	(dBuV)	(m)		(°)	(m)		(dB)	(dB)	(dB)
PK	5.925G	71.52	88.20	-16.68	63.13	3	Horizontal	297	1.99	-	32.55	7.44	31.60
RMS	5.9238G	58.39	68.20	-9.81	50.00	3	Horizontal	297	1.99	-	32.55	7.44	31.60
PK	5.961G	100.98	Inf	-Inf	92.56	3	Horizontal	297	1.99	-	32.58	7.45	31.61
RMS	5.9638G	90.19	Inf	-Inf	81.77	3	Horizontal	297	1.99	-	32.57	7.46	31.61

5.925-6.425GHz_802.11be EHT80_Nss1,(MCS0),RU484+RU242 CP 2_1TX

5985MHz_TX

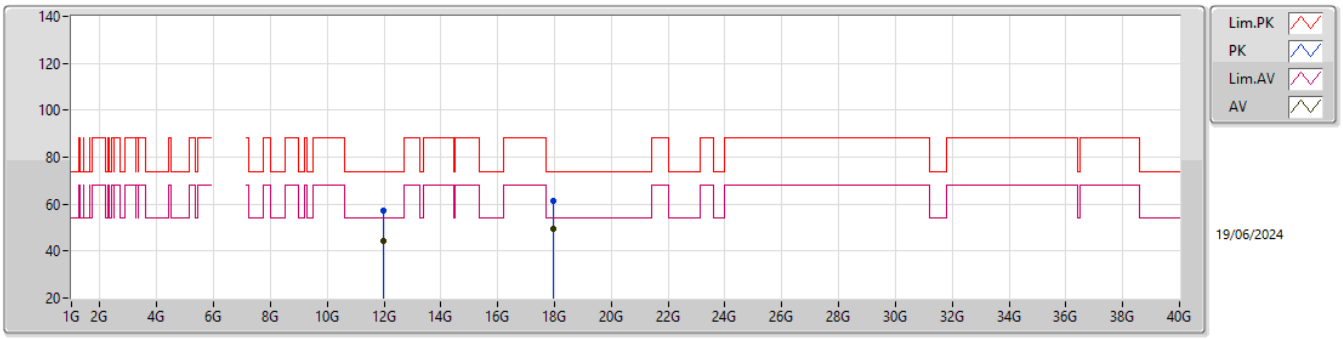

EUT Y_1TX
Setting 19.5
06-K-R-7

Type	Freq	Level	Limit	Margin	Raw	Dist	Condition	Azimuth	Height	Comment	AF	CL	PA
	(Hz)	(dBuV/m)	(dBuV/m)	(dB)	(dBuV)	(m)		(°)	(m)		(dB)	(dB)	(dB)
PK	11.96553G	57.21	74.00	-16.79	40.51	3	Vertical	140	2.02	-	38.89	10.79	32.98
AV	11.97591G	44.06	54.00	-9.94	27.28	3	Vertical	140	2.02	-	38.96	10.80	32.98
PK	17.95212G	61.35	74.00	-12.65	31.79	3	Vertical	46	1.69	-	50.21	13.55	34.20
AV	17.96913G	49.26	54.00	-4.74	18.82	3	Vertical	46	1.69	-	51.13	13.56	34.25

5.925-6.425GHz_802.11be EHT80_Nss1,(MCS0),RU484+RU242 CP 2_1TX

5985MHz_TX

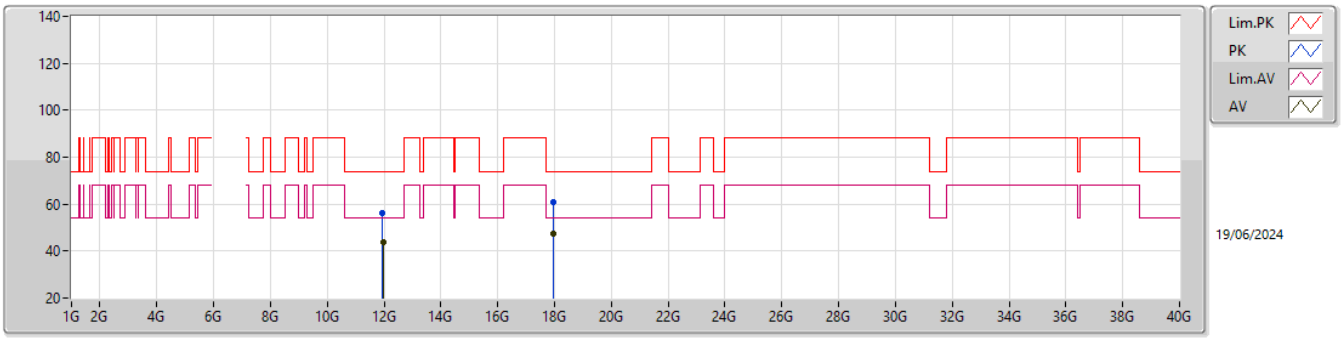

EUT Y_1TX
Setting 19.5
06-K-R-7

Type	Freq	Level	Limit	Margin	Raw	Dist	Condition	Azimuth	Height	Comment	AF	CL	PA
	(Hz)	(dBuV/m)	(dBuV/m)	(dB)	(dBuV)	(m)		(°)	(m)		(dB)	(dB)	(dB)
PK	11.95596G	56.24	74.00	-17.76	39.58	3	Horizontal	295	2.32	-	38.84	10.79	32.97
AV	11.98479G	43.88	54.00	-10.12	27.05	3	Horizontal	295	2.32	-	39.01	10.80	32.98
PK	17.96679G	60.85	74.00	-13.15	30.52	3	Horizontal	191	1.23	-	51.01	13.56	34.24
AV	17.96901G	47.59	54.00	-6.41	17.15	3	Horizontal	191	1.23	-	51.13	13.56	34.25

5.925-6.425GHz_802.11be EHT80_Nss1,(MCS0),RU484+RU242 CP 2_1TX

5985MHz_TX

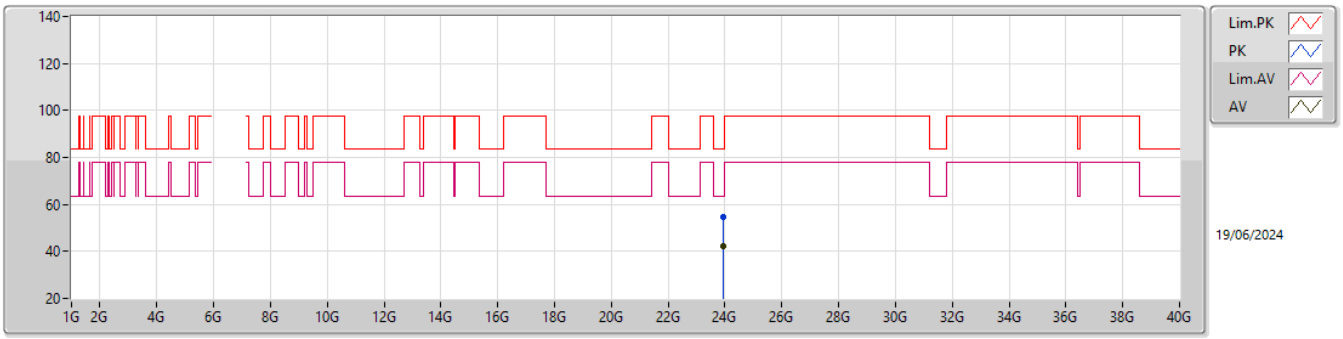

EUT Y_1TX
Setting 19.5
06-K-R-7

Type	Freq	Level	Limit	Margin	Raw	Dist	Condition	Azimuth	Height	Comment	AF	CL	PA
	(Hz)	(dBuV/m)	(dBuV/m)	(dB)	(dBuV)	(m)		(°)	(m)		(dB)	(dB)	(dB)
PK	23.93892G	54.72	83.54	-28.82	45.58	1	Vertical	334	1.31	-	38.88	17.38	47.12
AV	23.92524G	42.49	63.54	-21.05	33.39	1	Vertical	334	1.31	-	38.85	17.38	47.13

5.925-6.425GHz_802.11be EHT80_Nss1,(MCS0),RU484+RU242 CP 2_1TX

5985MHz_TX

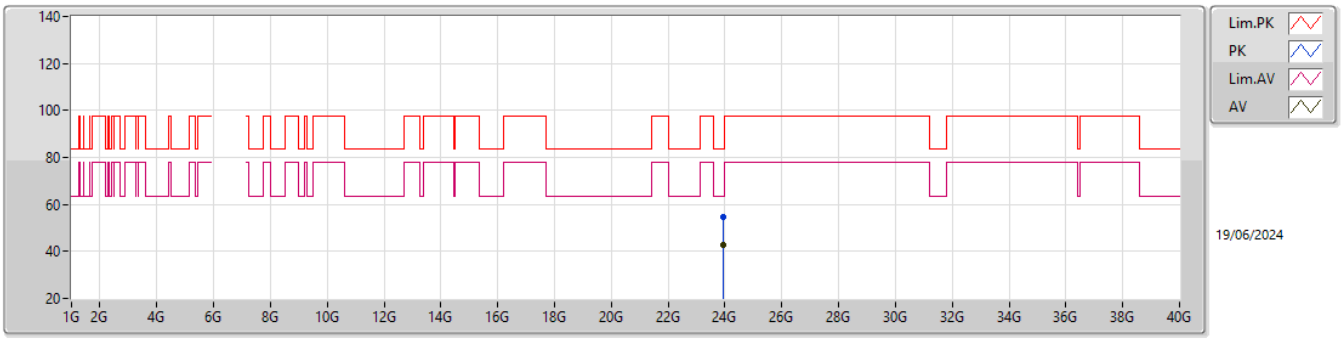

EUT Y_1TX
Setting 19.5
06-K-R-7

Type	Freq	Level	Limit	Margin	Raw	Dist	Condition	Azimuth	Height	Comment	AF	CL	PA
	(Hz)	(dBuV/m)	(dBuV/m)	(dB)	(dBuV)	(m)		(°)	(m)		(dB)	(dB)	(dB)
PK	23.92548G	54.43	83.54	-29.11	45.33	1	Horizontal	34	1.47	-	38.85	17.38	47.13
AV	23.92548G	42.61	63.54	-20.93	33.51	1	Horizontal	34	1.47	-	38.85	17.38	47.13

6.875-7.125GHz_802.11be EHT80_Nss1,(MCS0),RU484+RU242 CP 1_1TX

7025MHz_TX

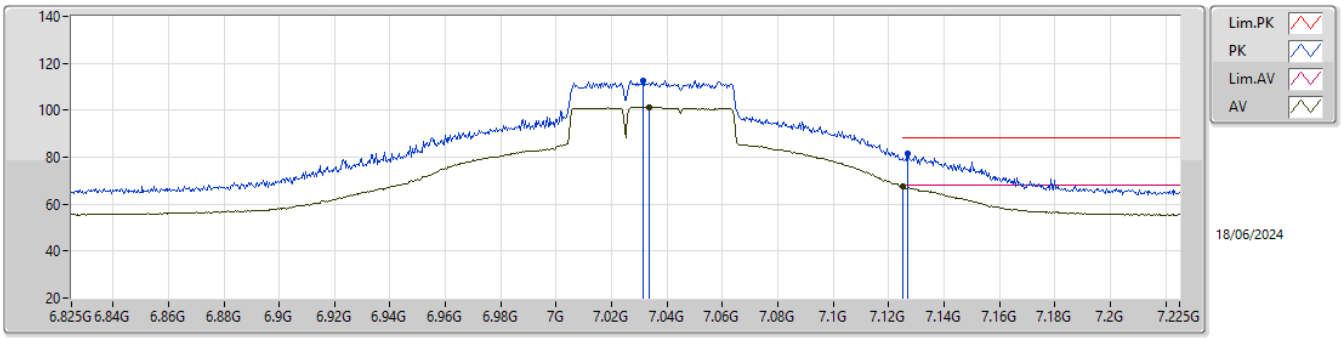

EUT Y_1TX
Setting 22.5
06-K-R-7-10

Type	Freq	Level	Limit	Margin	Raw	Dist	Condition	Azimuth	Height	Comment	AF	CL	PA
	(Hz)	(dBuV/m)	(dBuV/m)	(dB)	(dBuV)	(m)		(°)	(m)		(dB)	(dB)	(dB)
PK	7.0314G	112.81	Inf	-Inf	101.14	3	Vertical	318	1.80	-	35.69	8.18	32.20
RMS	7.0334G	101.34	Inf	-Inf	89.67	3	Vertical	318	1.80	-	35.70	8.18	32.21
PK	7.127G	81.50	88.20	-6.70	69.41	3	Vertical	318	1.80	-	36.16	8.27	32.34
RMS	7.125G	67.33	68.20	-0.87	55.25	3	Vertical	318	1.80	-	36.15	8.27	32.34

6.875-7.125GHz_802.11be EHT80_Nss1,(MCS0),RU484+RU242 CP 1_1TX

7025MHz_TX

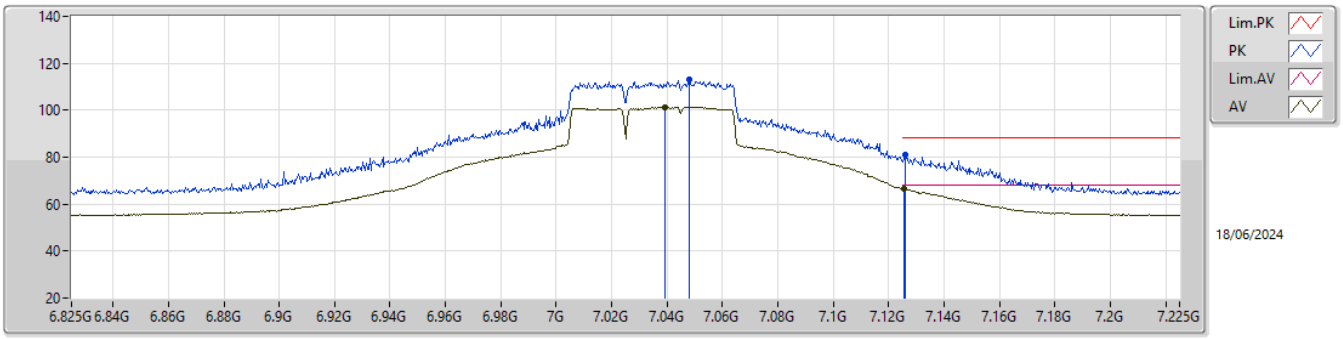

EUT Y_1TX
Setting 22.5
06-K-R-7-10

Type	Freq	Level	Limit	Margin	Raw	Dist	Condition	Azimuth	Height	Comment	AF	CL	PA
	(Hz)	(dBuV/m)	(dBuV/m)	(dB)	(dBuV)	(m)		(°)	(m)		(dB)	(dB)	(dB)
PK	7.0478G	112.90	Inf	-Inf	101.14	3	Horizontal	357	2.94	-	35.79	8.20	32.23
RMS	7.0394G	101.24	Inf	-Inf	89.53	3	Horizontal	357	2.94	-	35.74	8.19	32.22
PK	7.1262G	81.16	88.20	-7.04	69.07	3	Horizontal	357	2.94	-	36.16	8.27	32.34
RMS	7.1254G	66.55	68.20	-1.65	54.47	3	Horizontal	357	2.94	-	36.15	8.27	32.34

6.875-7.125GHz_802.11be EHT80_Nss1,(MCS0),RU484+RU242 CP 1_1TX

7025MHz_TX

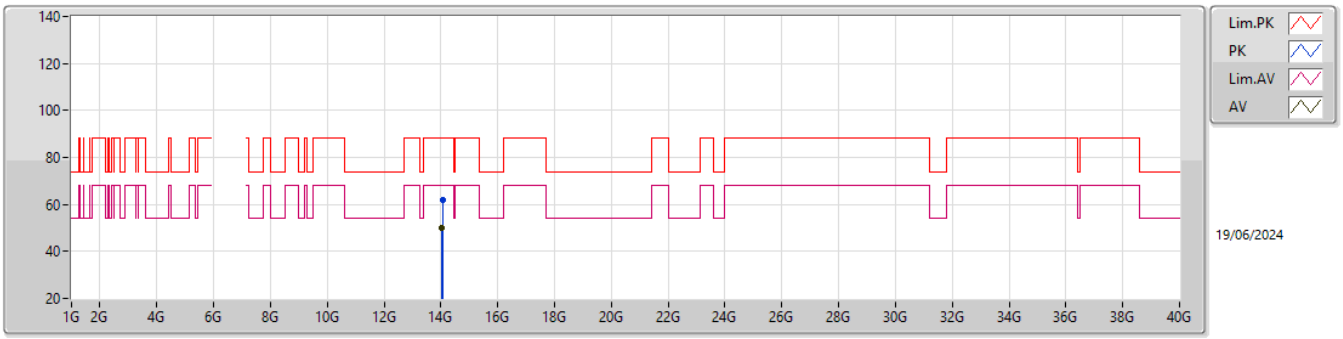

EUT Y_1TX
Setting 22.5
06-K-R-7

Type	Freq	Level	Limit	Margin	Raw	Dist	Condition	Azimuth	Height	Comment	AF	CL	PA
	(Hz)	(dBuV/m)	(dBuV/m)	(dB)	(dBuV)	(m)		(°)	(m)		(dB)	(dB)	(dB)
PK	14.06116G	61.65	88.20	-26.55	41.37	3	Vertical	246	2.00	-	40.90	11.75	32.37
RMS	14.03617G	50.11	68.20	-18.09	29.82	3	Vertical	246	2.00	-	40.90	11.74	32.35

6.875-7.125GHz_802.11be EHT80_Nss1,(MCS0),RU484+RU242 CP 1_1TX

7025MHz_TX

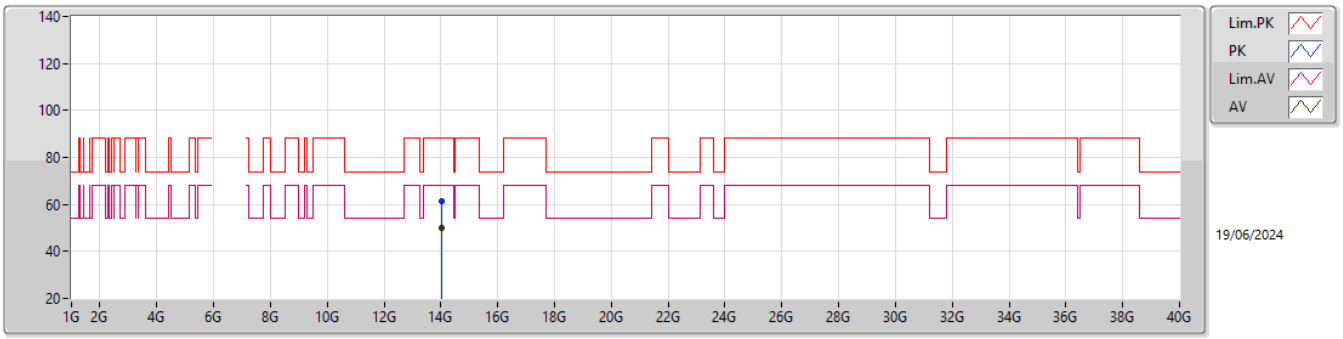

EUT Y_1TX
Setting 22.5
06-K-R-7

Type	Freq	Level	Limit	Margin	Raw	Dist	Condition	Azimuth	Height	Comment	AF	CL	PA
	(Hz)	(dBuV/m)	(dBuV/m)	(dB)	(dBuV)	(m)		(°)	(m)		(dB)	(dB)	(dB)
PK	14.03776G	61.41	88.20	-26.79	41.12	3	Horizontal	360	1.30	-	40.90	11.74	32.35
RMS	14.04253G	50.16	68.20	-18.04	29.88	3	Horizontal	360	1.30	-	40.90	11.74	32.36

6.875-7.125GHz_802.11be EHT80_Nss1,(MCS0),RU484+RU242 CP 1_1TX

7025MHz_TX

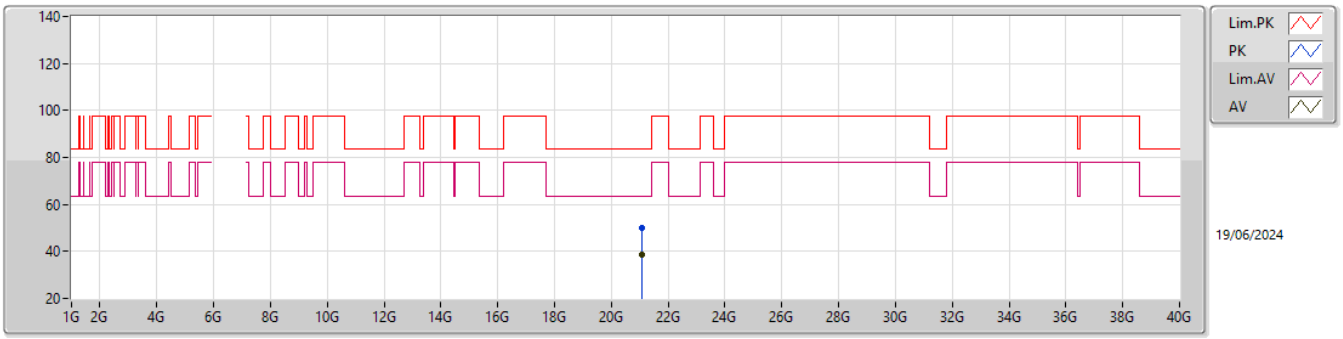

EUT Y_1TX
Setting 22.5
06-K-R-7

Type	Freq	Level	Limit	Margin	Raw	Dist	Condition	Azimuth	Height	Comment	AF	CL	PA
	(Hz)	(dBuV/m)	(dBuV/m)	(dB)	(dBuV)	(m)		(°)	(m)		(dB)	(dB)	(dB)
PK	21.06798G	50.20	83.54	-33.34	44.73	1	Vertical	179	1.56	-	38.29	16.05	48.87
AV	21.06303G	38.70	63.54	-24.84	33.20	1	Vertical	179	1.56	-	38.32	16.05	48.87

6.875-7.125GHz_802.11be EHT80_Nss1,(MCS0),RU484+RU242 CP 1_1TX

7025MHz_TX

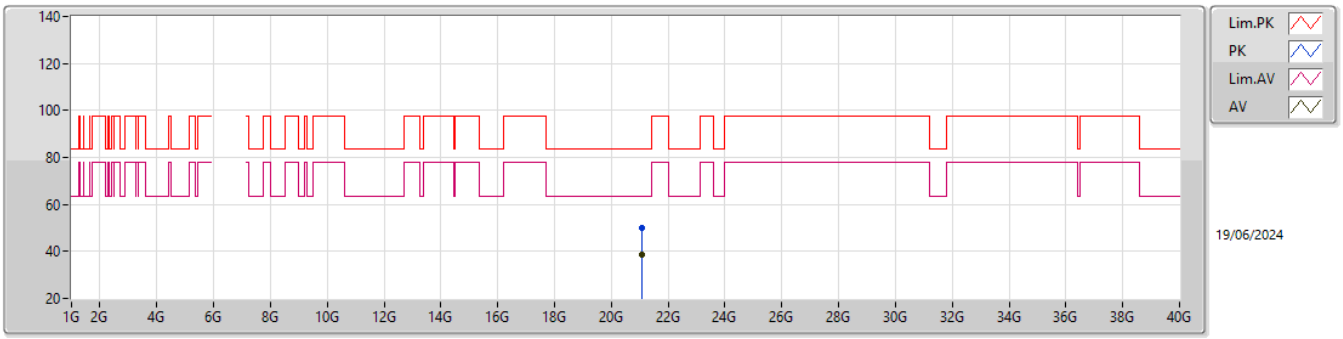

EUT Y_1TX
Setting 22.5
06-K-R-7

Type	Freq	Level	Limit	Margin	Raw	Dist	Condition	Azimuth	Height	Comment	AF	CL	PA
	(Hz)	(dBuV/m)	(dBuV/m)	(dB)	(dBuV)	(m)		(°)	(m)		(dB)	(dB)	(dB)
PK	21.07035G	49.96	83.54	-33.58	44.49	1	Horizontal	60	2.38	-	38.28	16.06	48.87
AV	21.08127G	38.75	63.54	-24.79	33.34	1	Horizontal	60	2.38	-	38.21	16.07	48.87

5.925-6.425GHz_802.11be EHT160_Nss1,(MCS0),RU996+RU484+RU242 CP 8_1TX

6025MHz_TX

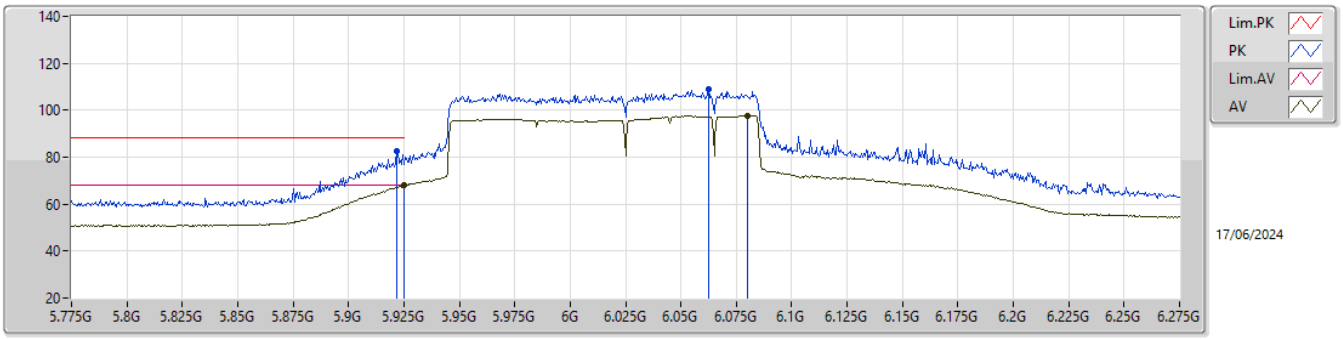

EUT Y_1TX
Setting 20
06-K-R-7-10

Type	Freq	Level	Limit	Margin	Raw	Dist	Condition	Azimuth	Height	Comment	AF	CL	PA
	(Hz)	(dBuV/m)	(dBuV/m)	(dB)	(dBuV)	(m)		(°)	(m)		(dB)	(dB)	(dB)
PK	5.9215G	82.71	88.20	-5.49	74.33	3	Vertical	64	1.68	-	32.54	7.44	31.60
RMS	5.925G	68.00	68.20	-0.20	59.61	3	Vertical	64	1.68	-	32.55	7.44	31.60
PK	6.0625G	108.84	Inf	-Inf	100.19	3	Vertical	64	1.68	-	32.60	7.52	31.47
RMS	6.08G	97.63	Inf	-Inf	88.93	3	Vertical	64	1.68	-	32.60	7.53	31.43

5.925-6.425GHz_802.11be EHT160_Nss1,(MCS0),RU996+RU484+RU242 CP 8_1TX

6025MHz_TX

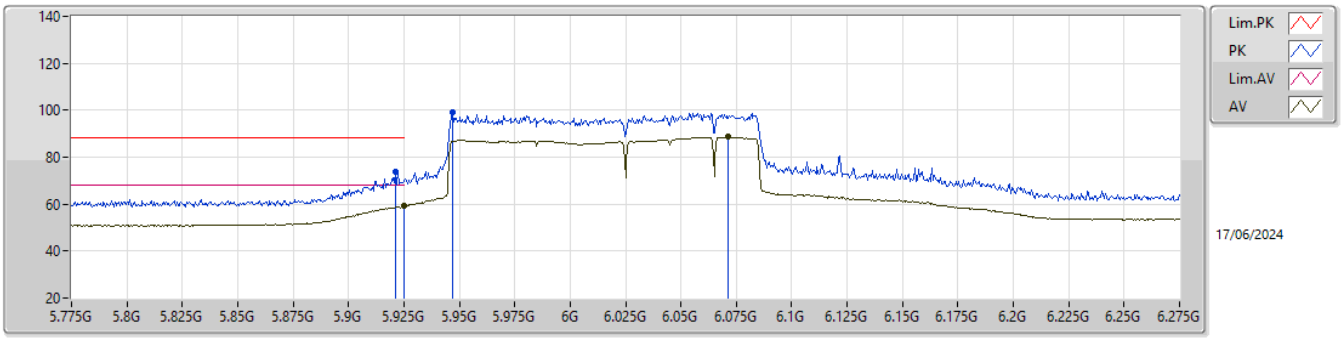

EUT Y_1TX
Setting 20
06-K-R-7-10

Type	Freq	Level	Limit	Margin	Raw	Dist	Condition	Azimuth	Height	Comment	AF	CL	PA
	(Hz)	(dBuV/m)	(dBuV/m)	(dB)	(dBuV)	(m)		(°)	(m)		(dB)	(dB)	(dB)
PK	5.921G	73.71	88.20	-14.49	65.33	3	Horizontal	294	1.95	-	32.54	7.44	31.60
RMS	5.925G	59.11	68.20	-9.09	50.72	3	Horizontal	294	1.95	-	32.55	7.44	31.60
PK	5.947G	99.32	Inf	-Inf	90.88	3	Horizontal	294	1.95	-	32.59	7.45	31.60
RMS	6.0715G	88.54	Inf	-Inf	79.86	3	Horizontal	294	1.95	-	32.60	7.53	31.45

5.925-6.425GHz_802.11be EHT160_Nss1,(MCS0),RU996+RU484+RU242 CP 8_1TX

6025MHz_TX

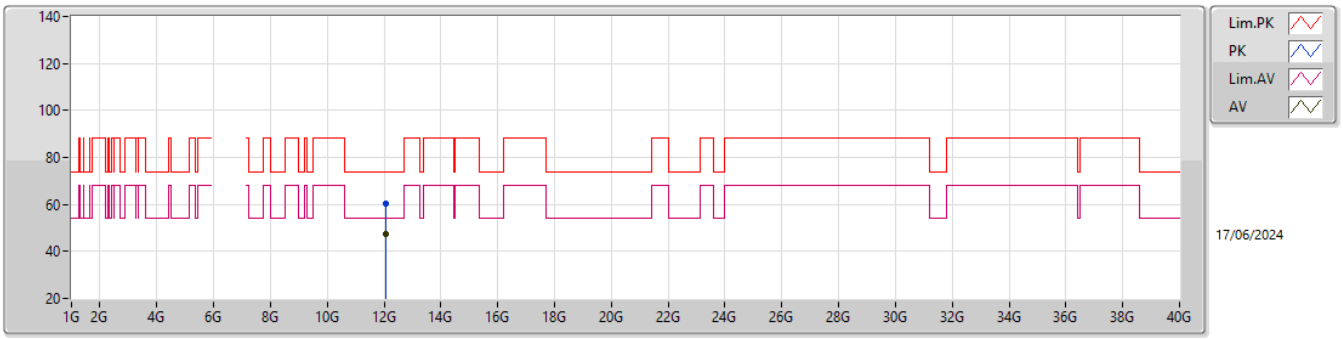

EUT Y_1TX
Setting 20
06-K-R-7

Type	Freq	Level	Limit	Margin	Raw	Dist	Condition	Azimuth	Height	Comment	AF	CL	PA
	(Hz)	(dBuV/m)	(dBuV/m)	(dB)	(dBuV)	(m)		(°)	(m)		(dB)	(dB)	(dB)
PK	12.0485G	60.44	74.00	-13.56	43.35	3	Vertical	119	2.20	-	39.20	10.83	32.94
AV	12.06482G	47.35	54.00	-6.65	30.21	3	Vertical	119	2.20	-	39.23	10.84	32.93

5.925-6.425GHz_802.11be EHT160_Nss1,(MCS0),RU996+RU484+RU242 CP 8_1TX

6025MHz_TX

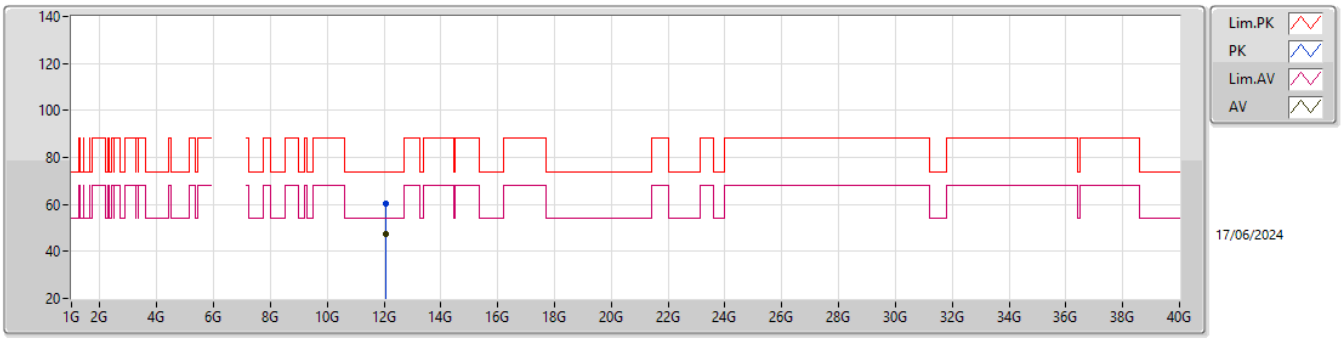

EUT Y_1TX
Setting 20
06-K-R-7

Type	Freq	Level	Limit	Margin	Raw	Dist	Condition	Azimuth	Height	Comment	AF	CL	PA
	(Hz)	(dBuV/m)	(dBuV/m)	(dB)	(dBuV)	(m)		(°)	(m)		(dB)	(dB)	(dB)
PK	12.04832G	60.58	74.00	-13.42	43.49	3	Horizontal	321	1.47	-	39.20	10.83	32.94
AV	12.05534G	47.45	54.00	-6.55	30.34	3	Horizontal	321	1.47	-	39.21	10.84	32.94

5.925-6.425GHz_802.11be EHT160_Nss1,(MCS0),RU996+RU484+RU242 CP 8_1TX

6025MHz_TX

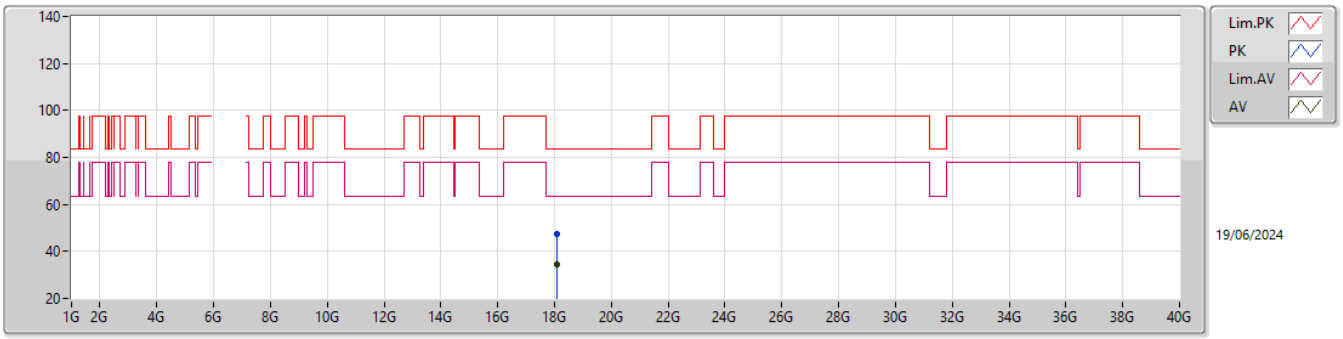

EUT Y_1TX
Setting 20
06-K-R-7

Type	Freq	Level	Limit	Margin	Raw	Dist	Condition	Azimuth	Height	Comment	AF	CL	PA
	(Hz)	(dBuV/m)	(dBuV/m)	(dB)	(dBuV)	(m)		(°)	(m)		(dB)	(dB)	(dB)
PK	18.0678G	47.16	83.54	-36.38	43.86	1	Vertical	197	1.17	-	37.47	15.30	49.47
AV	18.0894G	34.70	63.54	-28.84	31.32	1	Vertical	197	1.17	-	37.56	15.30	49.48

5.925-6.425GHz_802.11be EHT160_Nss1,(MCS0),RU996+RU484+RU242 CP 8_1TX

6025MHz_TX

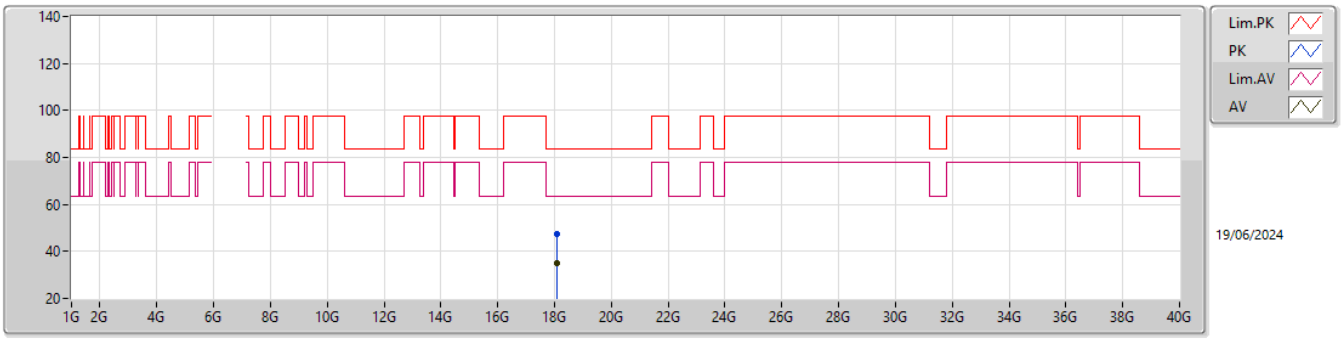

EUT Y_1TX
Setting 20
06-K-R-7

Type	Freq	Level	Limit	Margin	Raw	Dist	Condition	Azimuth	Height	Comment	AF	CL	PA
	(Hz)	(dBuV/m)	(dBuV/m)	(dB)	(dBuV)	(m)		(°)	(m)		(dB)	(dB)	(dB)
PK	18.08442G	47.36	83.54	-36.18	44.00	1	Horizontal	23	1.32	-	37.54	15.30	49.48
AV	18.08742G	34.75	63.54	-28.79	31.38	1	Horizontal	23	1.32	-	37.55	15.30	49.48

5.925-6.425GHz_802.11be EHT160_Nss1,(MCS0),RU996+RU484 CP 4_1TX

6025MHz_TX

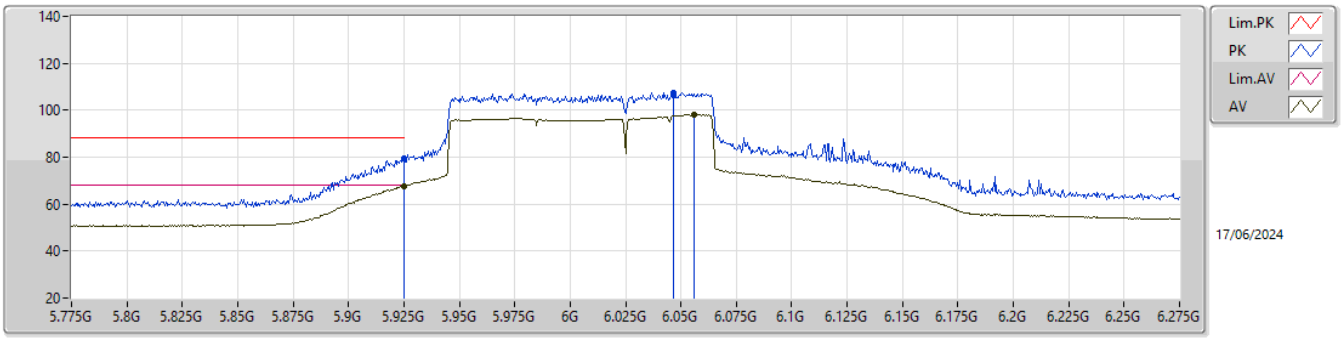

EUT Y_1TX
Setting 20
06-K-R-7-10

Type	Freq	Level	Limit	Margin	Raw	Dist	Condition	Azimuth	Height	Comment	AF	CL	PA
	(Hz)	(dBuV/m)	(dBuV/m)	(dB)	(dBuV)	(m)		(°)	(m)		(dB)	(dB)	(dB)
PK	5.925G	79.69	88.20	-8.51	71.30	3	Vertical	60	1.69	-	32.55	7.44	31.60
RMS	5.925G	67.62	68.20	-0.58	59.23	3	Vertical	60	1.69	-	32.55	7.44	31.60
PK	6.0465G	107.67	Inf	-Inf	99.08	3	Vertical	60	1.69	-	32.59	7.51	31.51
RMS	6.056G	97.96	Inf	-Inf	89.34	3	Vertical	60	1.69	-	32.60	7.51	31.49

5.925-6.425GHz_802.11be EHT160_Nss1,(MCS0),RU996+RU484 CP 4_1TX

6025MHz_TX

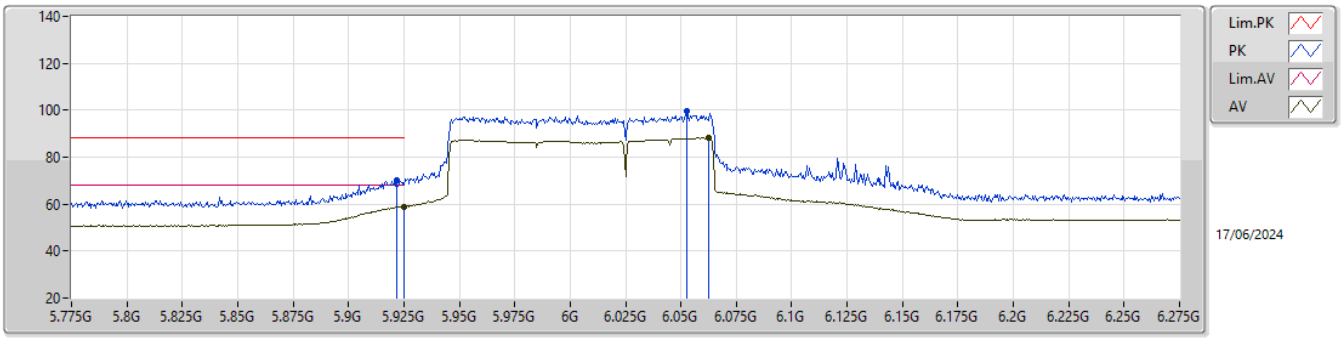

EUT Y_1TX
Setting 20
06-K-R-7-10

Type	Freq	Level	Limit	Margin	Raw	Dist	Condition	Azimuth	Height	Comment	AF	CL	PA
	(Hz)	(dBuV/m)	(dBuV/m)	(dB)	(dBuV)	(m)		(°)	(m)		(dB)	(dB)	(dB)
PK	5.9215G	70.41	88.20	-17.79	62.03	3	Horizontal	294	1.96	-	32.54	7.44	31.60
RMS	5.925G	59.04	68.20	-9.16	50.65	3	Horizontal	294	1.96	-	32.55	7.44	31.60
PK	6.0525G	99.74	Inf	-Inf	91.12	3	Horizontal	294	1.96	-	32.60	7.51	31.49
RMS	6.0625G	88.13	Inf	-Inf	79.48	3	Horizontal	294	1.96	-	32.60	7.52	31.47

5.925-6.425GHz_802.11be EHT160_Nss1,(MCS0),RU996+RU484 CP 4_1TX

6025MHz_TX

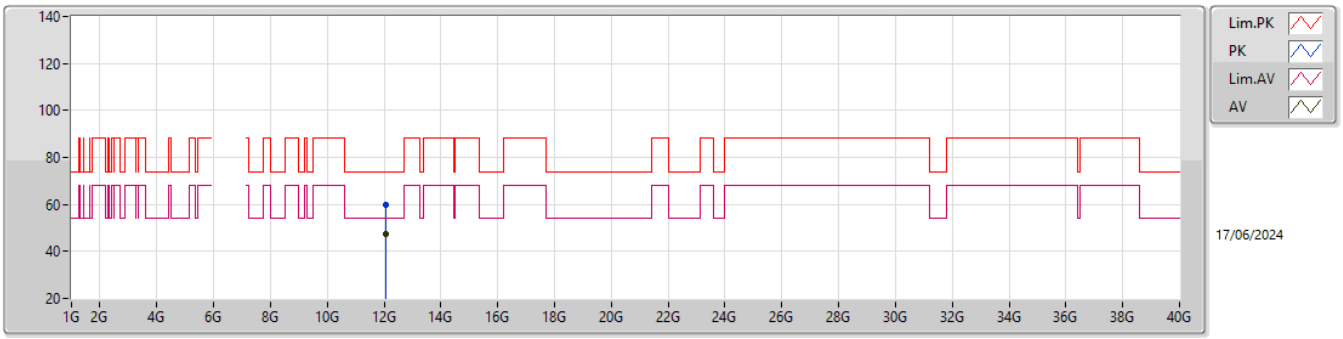

EUT Y_1TX
Setting 20
06-K-R-7

Type	Freq	Level	Limit	Margin	Raw	Dist	Condition	Azimuth	Height	Comment	AF	CL	PA
	(Hz)	(dBuV/m)	(dBuV/m)	(dB)	(dBuV)	(m)		(°)	(m)		(dB)	(dB)	(dB)
PK	12.05165G	60.08	74.00	-13.92	42.99	3	Vertical	67	2.35	-	39.20	10.83	32.94
AV	12.06473G	47.35	54.00	-6.65	30.21	3	Vertical	67	2.35	-	39.23	10.84	32.93

5.925-6.425GHz_802.11be EHT160_Nss1,(MCS0),RU996+RU484 CP 4_1TX

6025MHz_TX

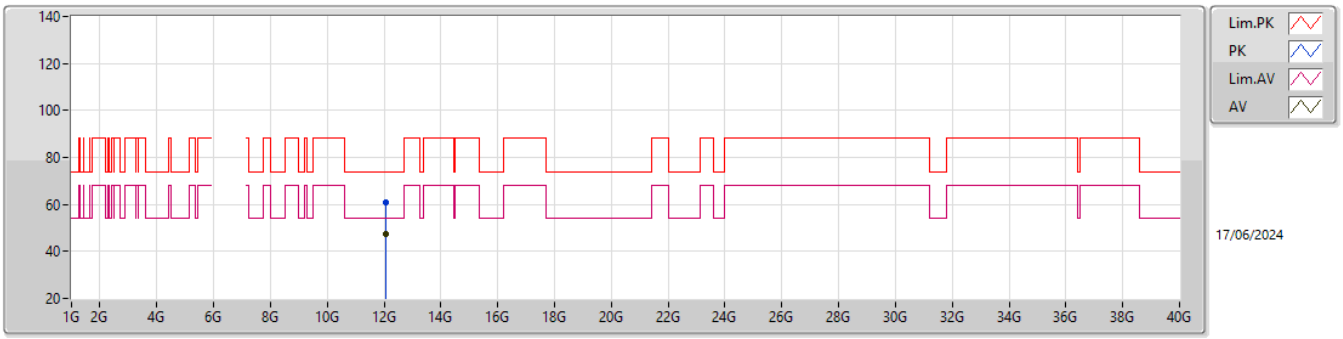

EUT Y_1TX
Setting 20
06-K-R-7

Type	Freq	Level	Limit	Margin	Raw	Dist	Condition	Azimuth	Height	Comment	AF	CL	PA
	(Hz)	(dBuV/m)	(dBuV/m)	(dB)	(dBuV)	(m)		(°)	(m)		(dB)	(dB)	(dB)
PK	12.04337G	60.61	74.00	-13.39	43.54	3	Horizontal	61	1.55	-	39.19	10.83	32.95
AV	12.05987G	47.48	54.00	-6.52	30.35	3	Horizontal	61	1.55	-	39.22	10.84	32.93

5.925-6.425GHz_802.11be EHT160_Nss1,(MCS0),RU996+RU484 CP 4_1TX

6025MHz_TX

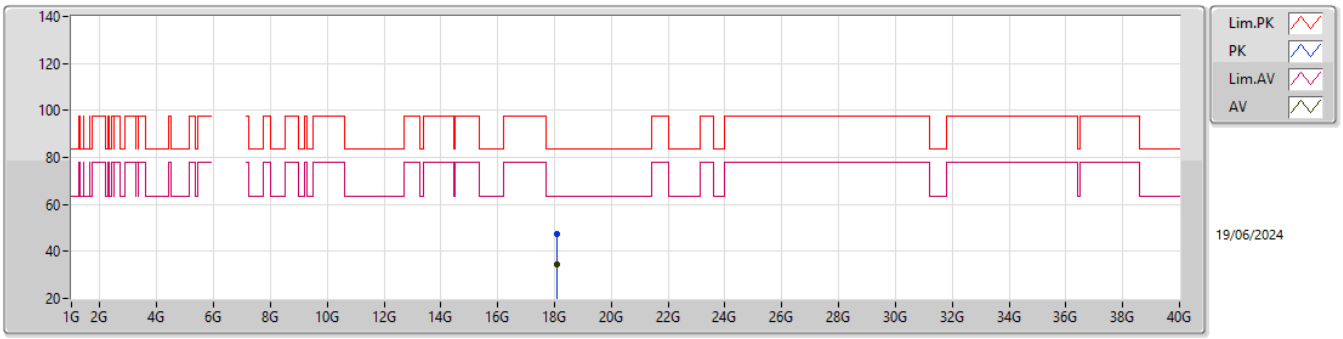

EUT Y_1TX
Setting 20
06-K-R-7

Type	Freq	Level	Limit	Margin	Raw	Dist	Condition	Azimuth	Height	Comment	AF	CL	PA
	(Hz)	(dBuV/m)	(dBuV/m)	(dB)	(dBuV)	(m)		(°)	(m)		(dB)	(dB)	(dB)
PK	18.06573G	47.37	83.54	-36.17	44.08	1	Vertical	230	1.86	-	37.46	15.30	49.47
AV	18.08931G	34.69	63.54	-28.85	31.31	1	Vertical	230	1.86	-	37.56	15.30	49.48

5.925-6.425GHz_802.11be EHT160_Nss1,(MCS0),RU996+RU484 CP 4_1TX

6025MHz_TX

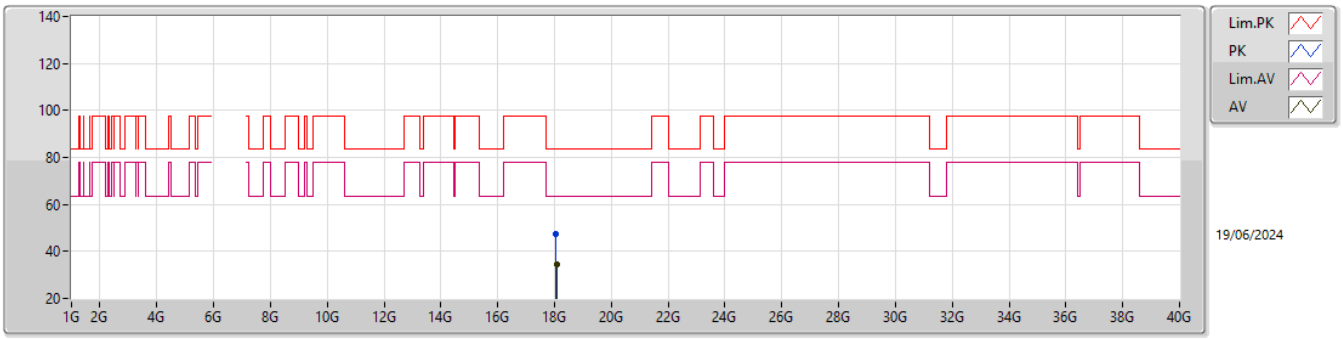

EUT Y_1TX
Setting 20
06-K-R-7

Type	Freq	Level	Limit	Margin	Raw	Dist	Condition	Azimuth	Height	Comment	AF	CL	PA
	(Hz)	(dBuV/m)	(dBuV/m)	(dB)	(dBuV)	(m)		(°)	(m)		(dB)	(dB)	(dB)
PK	18.06351G	47.64	83.54	-35.90	44.36	1	Horizontal	173	2.98	-	37.45	15.30	49.47
AV	18.08661G	34.67	63.54	-28.87	31.30	1	Horizontal	173	2.98	-	37.55	15.30	49.48

6.875-7.125GHz_802.11be EHT160_Nss1,(MCS0),RU996+RU484+RU242 CP 3_1TX

6985MHz_TX

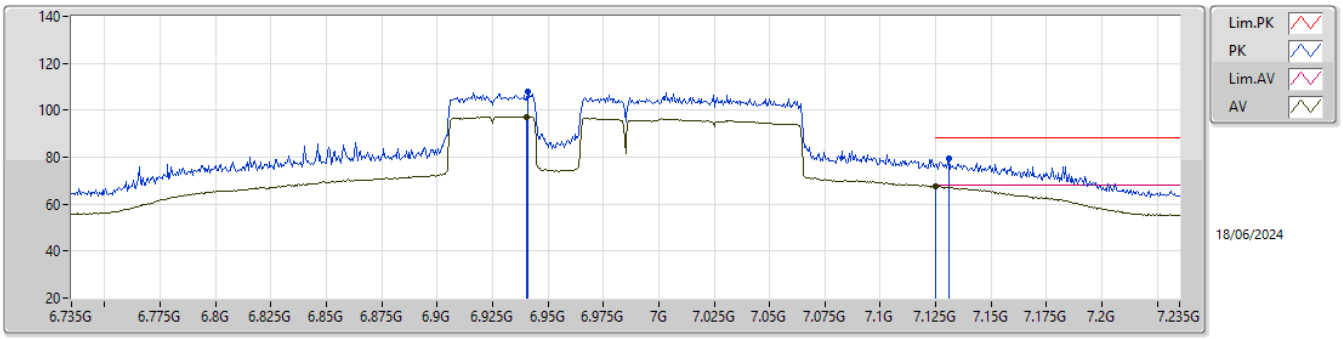

EUT Y_1TX
Setting 20.5
06-K-R-7-10

Type	Freq	Level	Limit	Margin	Raw	Dist	Condition	Azimuth	Height	Comment	AF	CL	PA
	(Hz)	(dBuV/m)	(dBuV/m)	(dB)	(dBuV)	(m)		(°)	(m)		(dB)	(dB)	(dB)
PK	6.941G	107.90	Inf	-Inf	96.52	3	Vertical	306	1.72	-	35.25	8.10	31.97
RMS	6.9405G	97.23	Inf	-Inf	85.85	3	Vertical	306	1.72	-	35.24	8.10	31.96
PK	7.131G	79.70	88.20	-8.50	67.59	3	Vertical	306	1.72	-	36.19	8.27	32.35
RMS	7.125G	67.43	68.20	-0.77	55.35	3	Vertical	306	1.72	-	36.15	8.27	32.34

6.875-7.125GHz_802.11be EHT160_Nss1,(MCS0),RU996+RU484+RU242 CP 3_1TX

6985MHz_TX

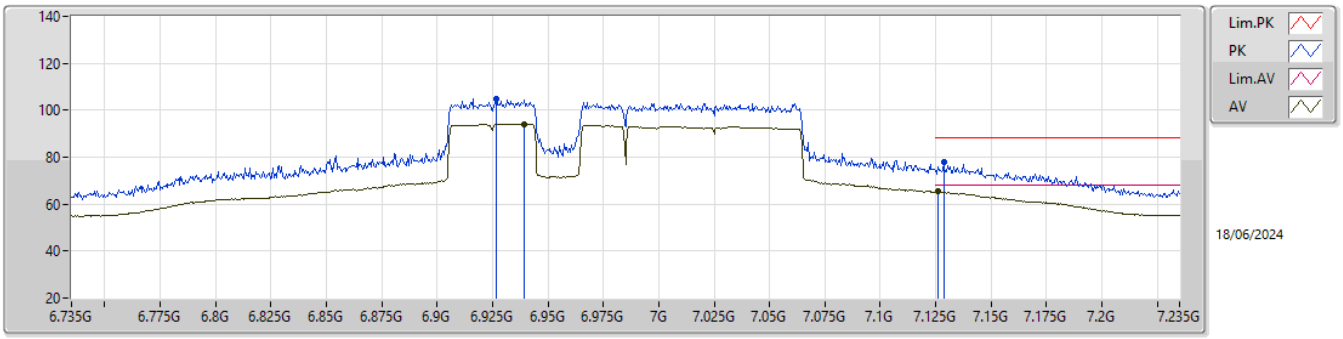

EUT Y_1TX
Setting 20.5
06-K-R-7-10

Type	Freq	Level	Limit	Margin	Raw	Dist	Condition	Azimuth	Height	Comment	AF	CL	PA
	(Hz)	(dBuV/m)	(dBuV/m)	(dB)	(dBuV)	(m)		(°)	(m)		(dB)	(dB)	(dB)
PK	6.9265G	104.85	Inf	-Inf	93.52	3	Horizontal	341	2.92	-	35.16	8.09	31.92
RMS	6.939G	94.11	Inf	-Inf	82.74	3	Horizontal	341	2.92	-	35.23	8.10	31.96
PK	7.1285G	77.94	88.20	-10.26	65.84	3	Horizontal	341	2.92	-	36.17	8.27	32.34
RMS	7.126G	65.43	68.20	-2.77	53.34	3	Horizontal	341	2.92	-	36.16	8.27	32.34

6.875-7.125GHz_802.11be EHT160_Nss1,(MCS0),RU996+RU484+RU242 CP 3_1TX

6985MHz_TX

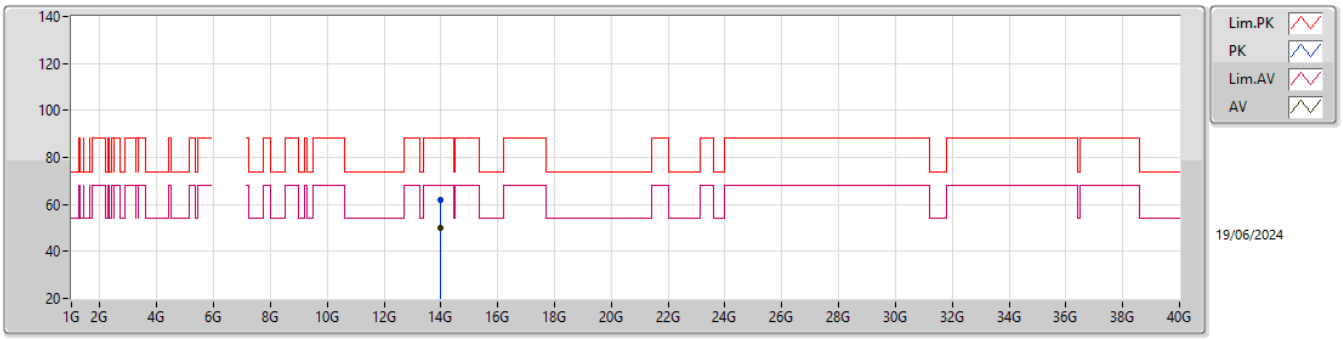

EUT Y_1TX
Setting 20.5
06-K-R-7

Type	Freq	Level	Limit	Margin	Raw	Dist	Condition	Azimuth	Height	Comment	AF	CL	PA
	(Hz)	(dBuV/m)	(dBuV/m)	(dB)	(dBuV)	(m)		(°)	(m)		(dB)	(dB)	(dB)
PK	13.97345G	61.73	88.20	-26.47	41.60	3	Vertical	71	1.25	-	40.79	11.71	32.37
RMS	13.98263G	49.94	68.20	-18.26	29.76	3	Vertical	71	1.25	-	40.83	11.71	32.36

6.875-7.125GHz_802.11be EHT160_Nss1,(MCS0),RU996+RU484+RU242 CP 3_1TX

6985MHz_TX

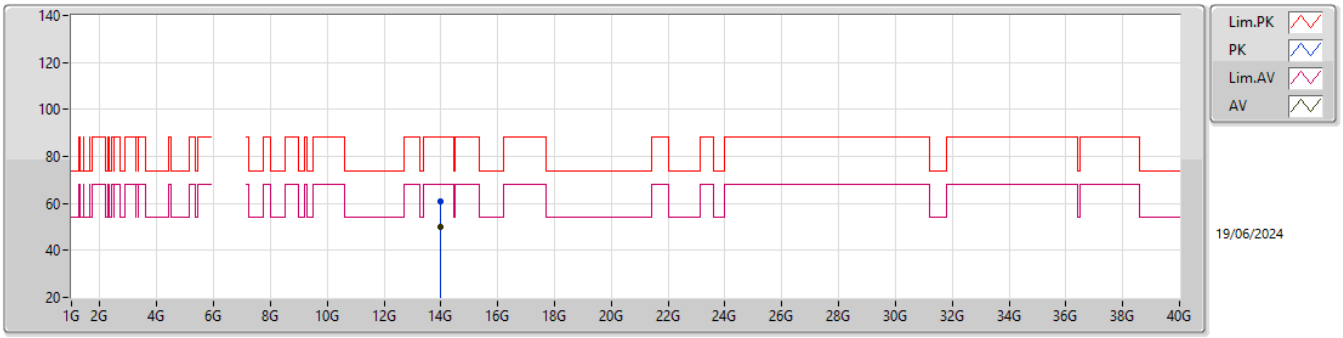

EUT Y_1TX
Setting 20.5
06-K-R-7

Type	Freq	Level	Limit	Margin	Raw	Dist	Condition	Azimuth	Height	Comment	AF	CL	PA
	(Hz)	(dBuV/m)	(dBuV/m)	(dB)	(dBuV)	(m)		(°)	(m)		(dB)	(dB)	(dB)
PK	13.97579G	61.02	88.20	-27.18	40.88	3	Horizontal	163	2.26	-	40.80	11.71	32.37
RMS	13.982G	49.94	68.20	-18.26	29.76	3	Horizontal	163	2.26	-	40.83	11.71	32.36

6.875-7.125GHz_802.11be EHT160_Nss1,(MCS0),RU996+RU484+RU242 CP 3_1TX

6985MHz_TX

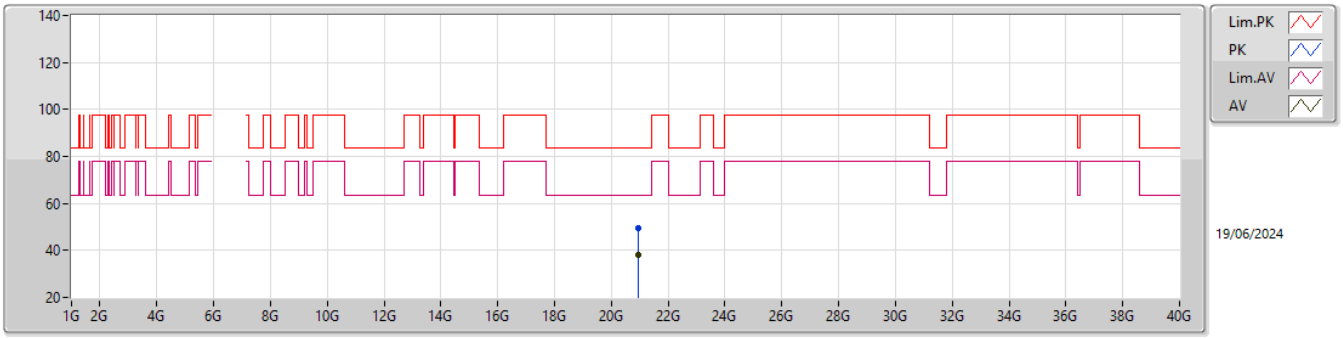

EUT Y_1TX
Setting 20.5
06-K-R-7

Type	Freq	Level	Limit	Margin	Raw	Dist	Condition	Azimuth	Height	Comment	AF	CL	PA
	(Hz)	(dBuV/m)	(dBuV/m)	(dB)	(dBuV)	(m)		(°)	(m)		(dB)	(dB)	(dB)
PK	20.96718G	49.35	83.54	-34.19	44.25	1	Vertical	347	2.46	-	38.03	15.97	48.90
AV	20.96022G	37.91	63.54	-25.63	32.78	1	Vertical	347	2.46	-	38.06	15.97	48.90

6.875-7.125GHz_802.11be EHT160_Nss1,(MCS0),RU996+RU484+RU242 CP 3_1TX

6985MHz_TX

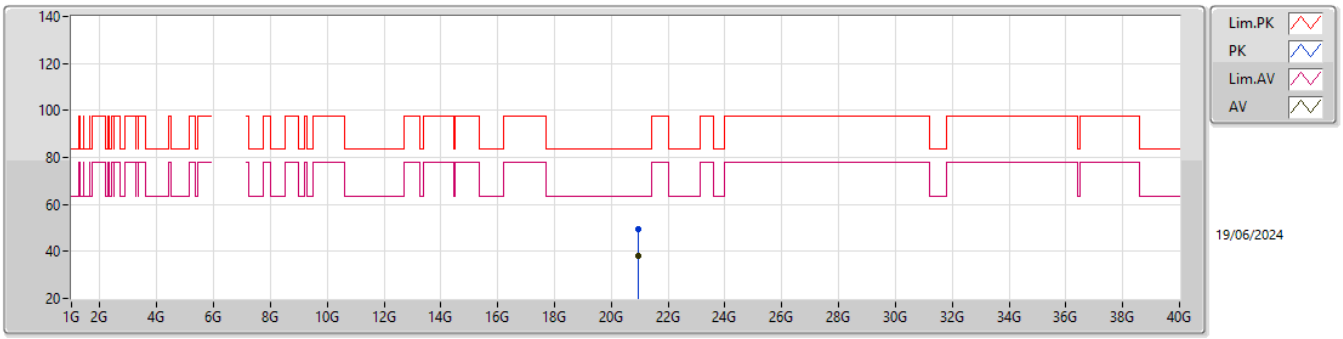

EUT Y_1TX
Setting 20.5
06-K-R-7

Type	Freq	Level	Limit	Margin	Raw	Dist	Condition	Azimuth	Height	Comment	AF	CL	PA
	(Hz)	(dBuV/m)	(dBuV/m)	(dB)	(dBuV)	(m)		(°)	(m)		(dB)	(dB)	(dB)
PK	20.96052G	49.34	83.54	-34.20	44.21	1	Horizontal	23	1.52	-	38.06	15.97	48.90
AV	20.96865G	37.91	63.54	-25.63	32.81	1	Horizontal	23	1.52	-	38.03	15.97	48.90

6.875-7.125GHz_802.11be EHT160_Nss1,(MCS0),RU996+RU484 CP 2_1TX

6985MHz_TX

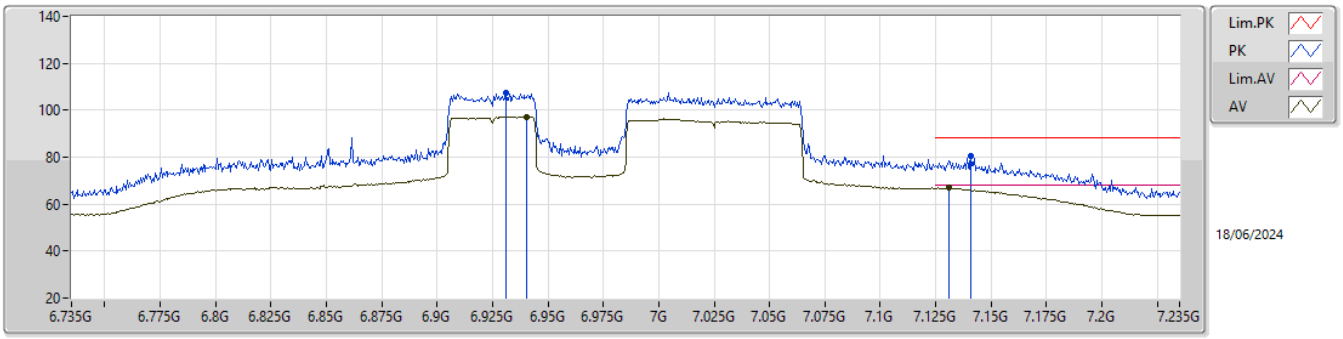

EUT Y_1TX
Setting 20.5
06-K-R-7-10

Type	Freq	Level	Limit	Margin	Raw	Dist	Condition	Azimuth	Height	Comment	AF	CL	PA
	(Hz)	(dBuV/m)	(dBuV/m)	(dB)	(dBuV)	(m)		(°)	(m)		(dB)	(dB)	(dB)
PK	6.931G	107.36	Inf	-Inf	96.01	3	Vertical	326	2.09	-	35.19	8.09	31.93
RMS	6.9405G	97.20	Inf	-Inf	85.82	3	Vertical	326	2.09	-	35.24	8.10	31.96
PK	7.141G	80.55	88.20	-7.65	68.38	3	Vertical	326	2.09	-	36.25	8.28	32.36
RMS	7.131G	66.95	68.20	-1.25	54.84	3	Vertical	326	2.09	-	36.19	8.27	32.35

6.875-7.125GHz_802.11be EHT160_Nss1,(MCS0),RU996+RU484 CP 2_1TX

6985MHz_TX

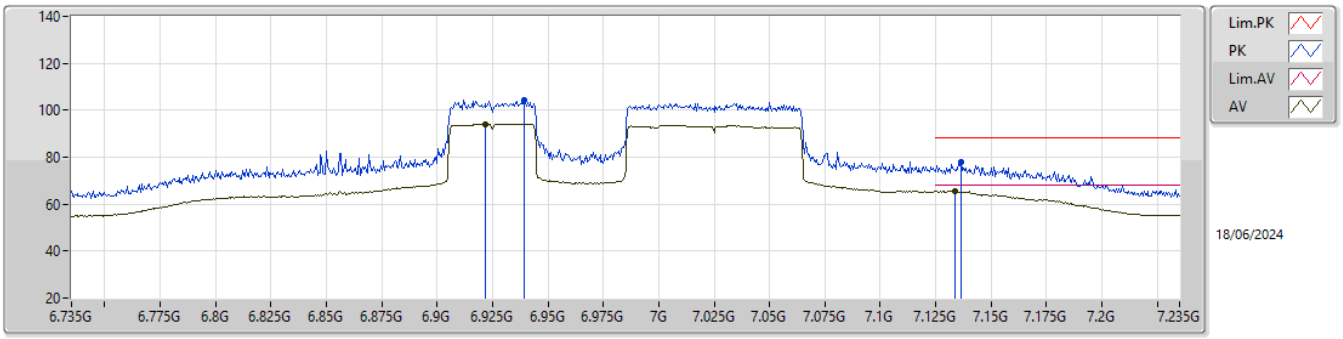

EUT Y_1TX
Setting 20.5
06-K-R-7-10

Type	Freq	Level	Limit	Margin	Raw	Dist	Condition	Azimuth	Height	Comment	AF	CL	PA
	(Hz)	(dBuV/m)	(dBuV/m)	(dB)	(dBuV)	(m)		(°)	(m)		(dB)	(dB)	(dB)
PK	6.9395G	104.25	Inf	-Inf	92.87	3	Horizontal	343	2.92	-	35.24	8.10	31.96
RMS	6.922G	94.20	Inf	-Inf	82.89	3	Horizontal	343	2.92	-	35.13	8.08	31.90
PK	7.1365G	77.94	88.20	-10.26	65.79	3	Horizontal	343	2.92	-	36.22	8.28	32.35
RMS	7.1335G	65.36	68.20	-2.84	53.23	3	Horizontal	343	2.92	-	36.20	8.28	32.35

6.875-7.125GHz_802.11be EHT160_Nss1,(MCS0),RU996+RU484 CP 2_1TX

6985MHz_TX

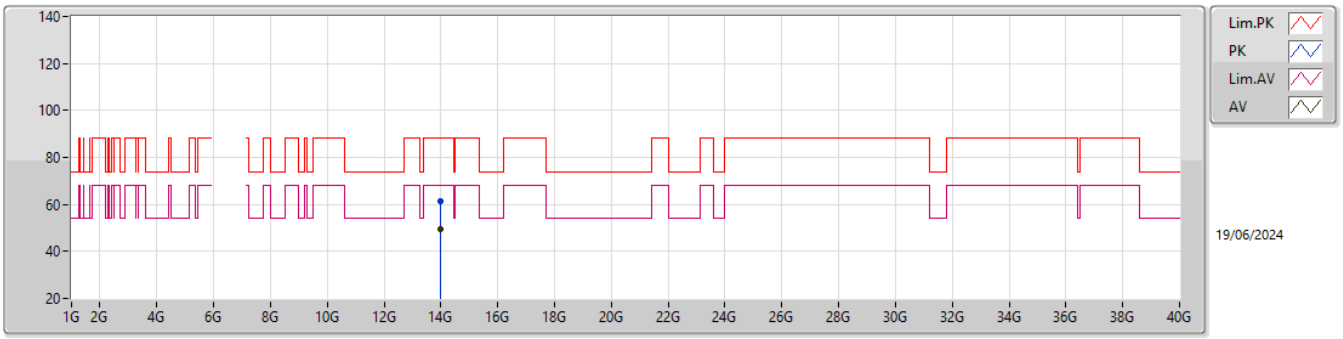

EUT Y_1TX
Setting 20.5
06-K-R-7

Type	Freq	Level	Limit	Margin	Raw	Dist	Condition	Azimuth	Height	Comment	AF	CL	PA
	(Hz)	(dBuV/m)	(dBuV/m)	(dB)	(dBuV)	(m)		(°)	(m)		(dB)	(dB)	(dB)
PK	13.96448G	61.40	88.20	-26.80	41.32	3	Vertical	124	2.14	-	40.76	11.70	32.38
RMS	13.97999G	49.70	68.20	-18.50	29.53	3	Vertical	124	2.14	-	40.82	11.71	32.36

6.875-7.125GHz_802.11be EHT160_Nss1,(MCS0),RU996+RU484 CP 2_1TX

6985MHz_TX

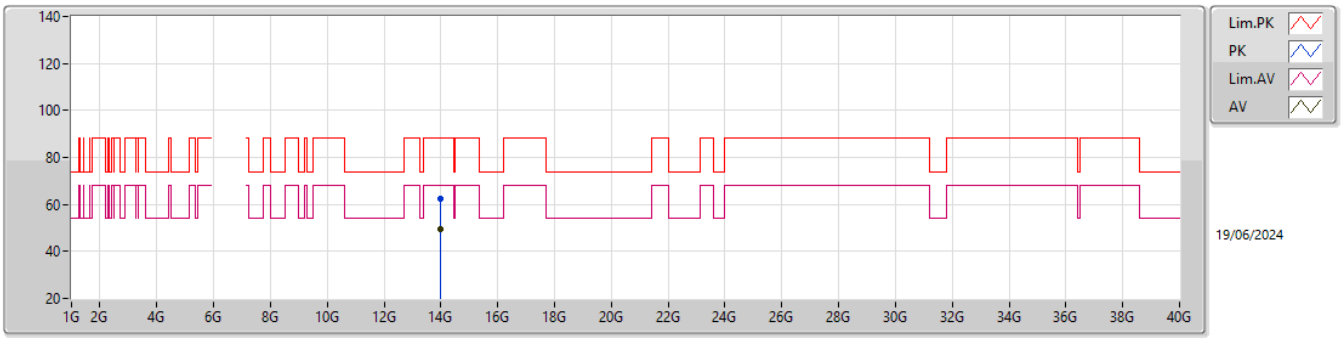

EUT Y_1TX
Setting 20.5
06-K-R-7

Type	Freq	Level	Limit	Margin	Raw	Dist	Condition	Azimuth	Height	Comment	AF	CL	PA
	(Hz)	(dBuV/m)	(dBuV/m)	(dB)	(dBuV)	(m)		(°)	(m)		(dB)	(dB)	(dB)
PK	13.97516G	62.20	88.20	-26.00	42.06	3	Horizontal	100	2.62	-	40.80	11.71	32.37
RMS	13.98449G	49.74	68.20	-18.46	29.54	3	Horizontal	100	2.62	-	40.84	11.71	32.35

6.875-7.125GHz_802.11be EHT160_Nss1,(MCS0),RU996+RU484 CP 2_1TX

6985MHz_TX

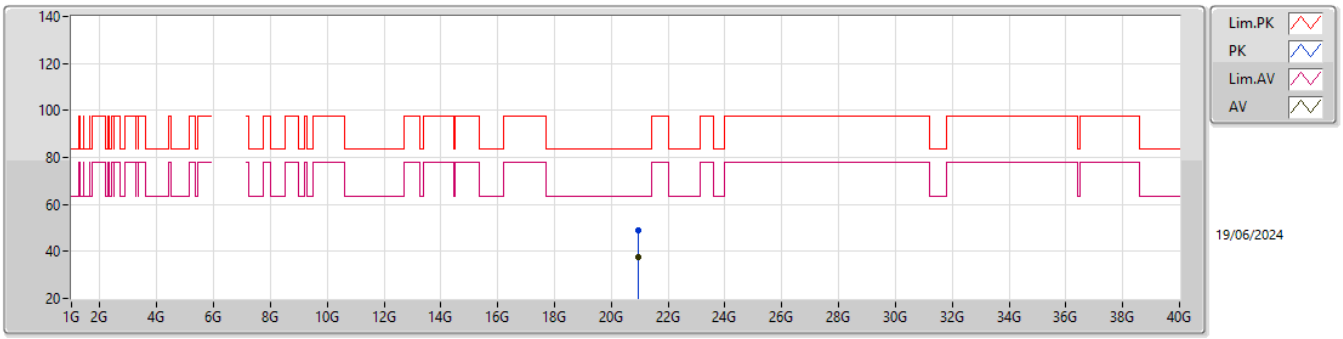

EUT Y_1TX
Setting 20.5
06-K-R-7

Type	Freq	Level	Limit	Margin	Raw	Dist	Condition	Azimuth	Height	Comment	AF	CL	PA
	(Hz)	(dBuV/m)	(dBuV/m)	(dB)	(dBuV)	(m)		(°)	(m)		(dB)	(dB)	(dB)
PK	20.95092G	49.12	83.54	-34.42	43.97	1	Vertical	347	2.86	-	38.10	15.96	48.91
AV	20.96649G	37.71	63.54	-25.83	32.61	1	Vertical	347	2.86	-	38.03	15.97	48.90

6.875-7.125GHz_802.11be EHT160_Nss1,(MCS0),RU996+RU484 CP 2_1TX

6985MHz_TX

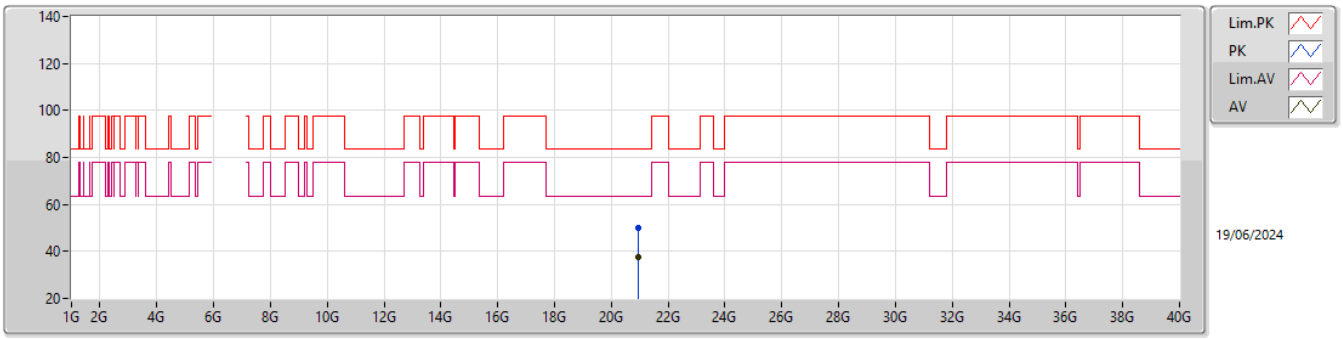

EUT Y_1TX
Setting 20.5
06-K-R-7

Type	Freq	Level	Limit	Margin	Raw	Dist	Condition	Azimuth	Height	Comment	AF	CL	PA
	(Hz)	(dBuV/m)	(dBuV/m)	(dB)	(dBuV)	(m)		(°)	(m)		(dB)	(dB)	(dB)
PK	20.96793G	49.83	83.54	-33.71	44.73	1	Horizontal	283	1.27	-	38.03	15.97	48.90
AV	20.95728G	37.65	63.54	-25.89	32.51	1	Horizontal	283	1.27	-	38.07	15.97	48.90

5.925-6.425GHz_802.11be EHT320_Nss1,(MCS0),3xRU996+RU484 CP 8_1TX

6105MHz_TX

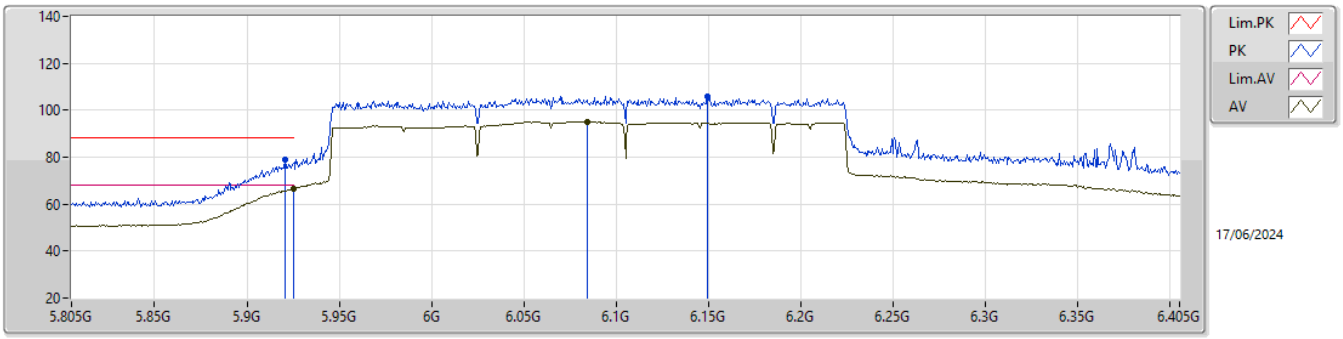

EUT Y_1TX
Setting 21
06-K-R-7-10

Type	Freq	Level	Limit	Margin	Raw	Dist	Condition	Azimuth	Height	Comment	AF	CL	PA
	(Hz)	(dBuV/m)	(dBuV/m)	(dB)	(dBuV)	(m)		(°)	(m)		(dB)	(dB)	(dB)
PK	5.9208G	79.04	88.20	-9.16	70.66	3	Vertical	63	1.62	-	32.54	7.44	31.60
RMS	5.925G	66.65	68.20	-1.55	58.26	3	Vertical	63	1.62	-	32.55	7.44	31.60
PK	6.1494G	105.81	Inf	-Inf	96.80	3	Vertical	63	1.62	-	32.70	7.59	31.28
RMS	6.084G	95.11	Inf	-Inf	86.40	3	Vertical	63	1.62	-	32.60	7.54	31.43

5.925-6.425GHz_802.11be EHT320_Nss1,(MCS0),3xRU996+RU484 CP 8_1TX

6105MHz_TX

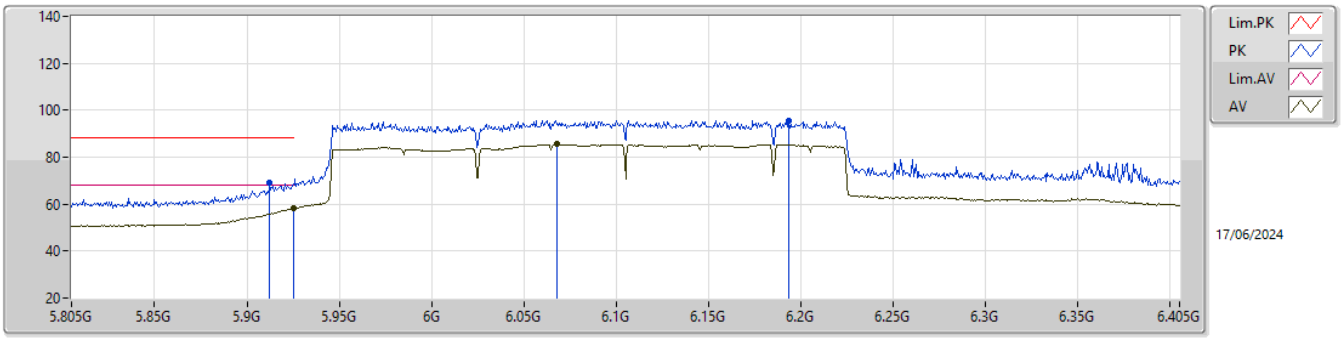

EUT Y_1TX
Setting 21
06-K-R-7-10

Type	Freq	Level	Limit	Margin	Raw	Dist	Condition	Azimuth	Height	Comment	AF	CL	PA
	(Hz)	(dBuV/m)	(dBuV/m)	(dB)	(dBuV)	(m)		(°)	(m)		(dB)	(dB)	(dB)
PK	5.9124G	69.14	88.20	-19.06	60.79	3	Horizontal	293	2.05	-	32.52	7.43	31.60
RMS	5.925G	58.04	68.20	-10.16	49.65	3	Horizontal	293	2.05	-	32.55	7.44	31.60
PK	6.1932G	95.55	Inf	-Inf	86.15	3	Horizontal	293	2.05	-	32.96	7.62	31.18
RMS	6.0678G	85.45	Inf	-Inf	76.79	3	Horizontal	293	2.05	-	32.60	7.52	31.46

5.925-6.425GHz_802.11be EHT320_Nss1,(MCS0),3xRU996+RU484 CP 8_1TX

6105MHz_TX

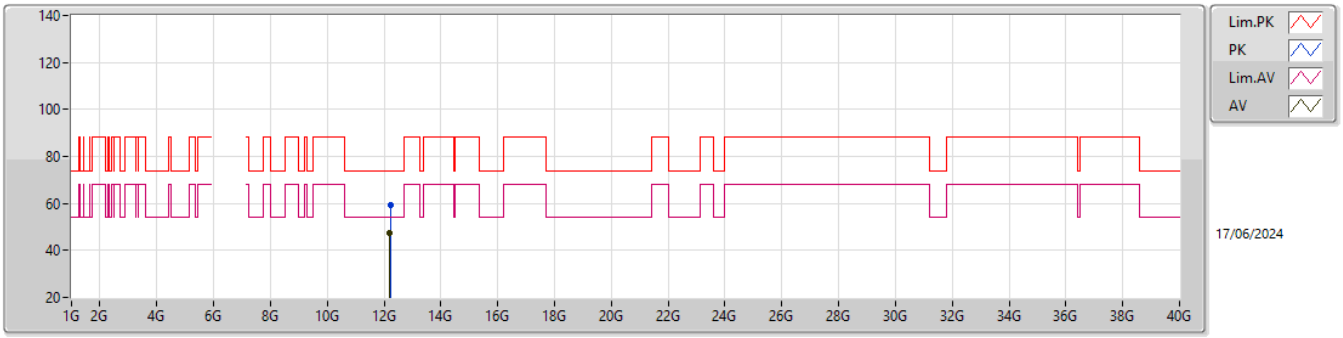

EUT Y_1TX
Setting 21
06-K-R-7

Type	Freq	Level	Limit	Margin	Raw	Dist	Condition	Azimuth	Height	Comment	AF	CL	PA
	(Hz)	(dBuV/m)	(dBuV/m)	(dB)	(dBuV)	(m)		(°)	(m)		(dB)	(dB)	(dB)
PK	12.21564G	59.30	74.00	-14.70	42.17	3	Vertical	109	1.05	-	39.00	10.91	32.78
AV	12.19692G	47.53	54.00	-6.47	30.42	3	Vertical	109	1.05	-	39.01	10.90	32.80

5.925-6.425GHz_802.11be EHT320_Nss1,(MCS0),3xRU996+RU484 CP 8_1TX

6105MHz_TX

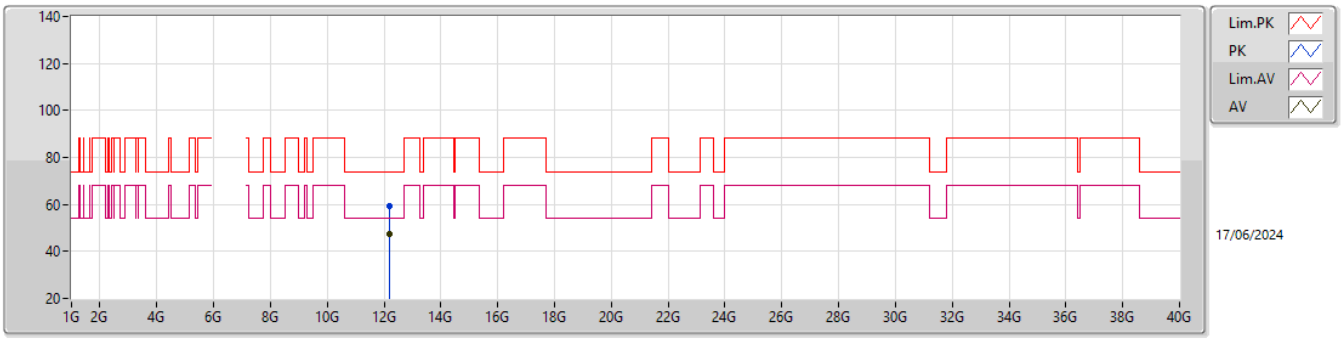

EUT Y_1TX
Setting 21
06-K-R-7

Type	Freq	Level	Limit	Margin	Raw	Dist	Condition	Azimuth	Height	Comment	AF	CL	PA
	(Hz)	(dBuV/m)	(dBuV/m)	(dB)	(dBuV)	(m)		(°)	(m)		(dB)	(dB)	(dB)
PK	12.20946G	59.54	74.00	-14.46	42.42	3	Horizontal	197	2.37	-	39.00	10.91	32.79
AV	12.19662G	47.53	54.00	-6.47	30.42	3	Horizontal	197	2.37	-	39.01	10.90	32.80

5.925-6.425GHz_802.11be EHT320_Nss1,(MCS0),3xRU996+RU484 CP 8_1TX

6105MHz_TX

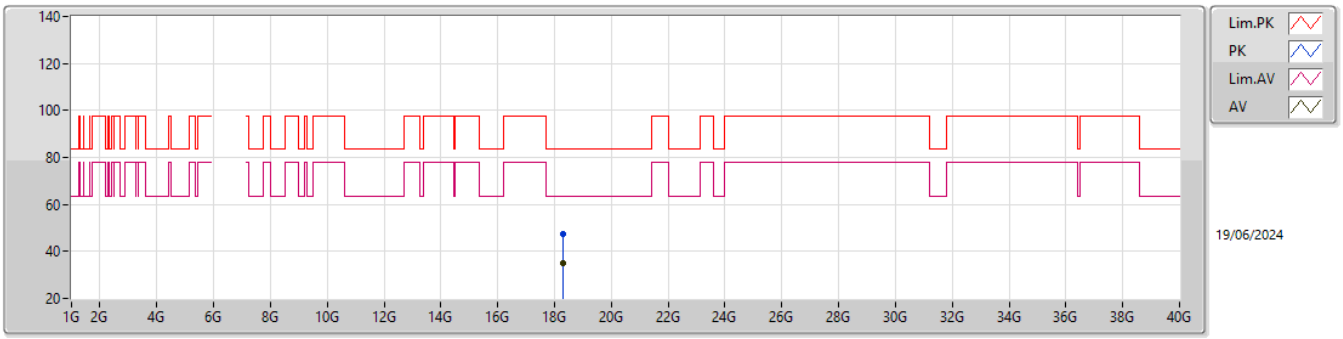

EUT Y_1TX
Setting 21
06-K-R-7

Type	Freq	Level	Limit	Margin	Raw	Dist	Condition	Azimuth	Height	Comment	AF	CL	PA
	(Hz)	(dBuV/m)	(dBuV/m)	(dB)	(dBuV)	(m)		(°)	(m)		(dB)	(dB)	(dB)
PK	18.30636G	47.18	83.54	-36.36	43.99	1	Vertical	340	1.67	-	37.50	15.28	49.59
AV	18.31062G	35.08	63.54	-28.46	31.89	1	Vertical	340	1.67	-	37.50	15.28	49.59

5.925-6.425GHz_802.11be EHT320_Nss1,(MCS0),3xRU996+RU484 CP 8_1TX

6105MHz_TX

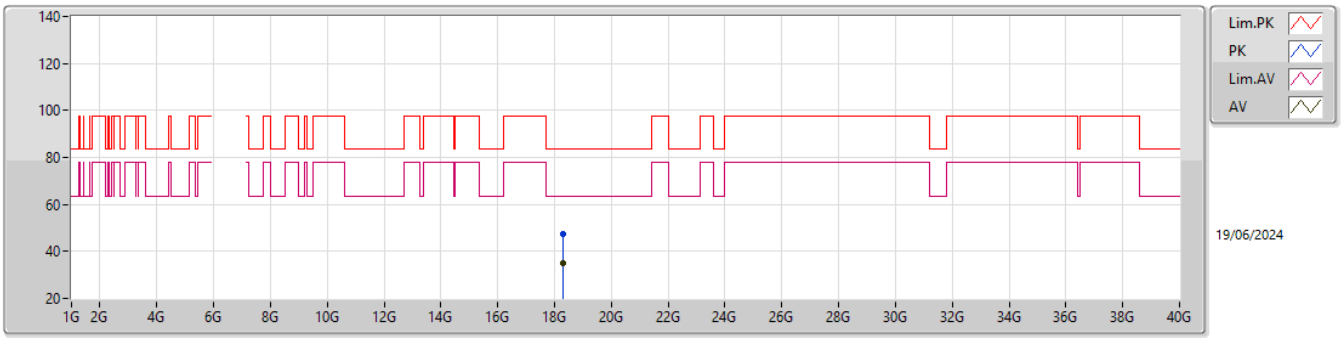

EUT Y_1TX
Setting 21
06-K-R-7

Type	Freq	Level	Limit	Margin	Raw	Dist	Condition	Azimuth	Height	Comment	AF	CL	PA
	(Hz)	(dBuV/m)	(dBuV/m)	(dB)	(dBuV)	(m)		(°)	(m)		(dB)	(dB)	(dB)
PK	18.31182G	47.62	83.54	-35.92	44.43	1	Horizontal	213	1.81	-	37.50	15.28	49.59
AV	18.30972G	35.15	63.54	-28.39	31.96	1	Horizontal	213	1.81	-	37.50	15.28	49.59

5.925-6.425GHz_802.11be EHT320_Nss1,(MCS0),3xRU996 CP 2_1TX

6105MHz_TX

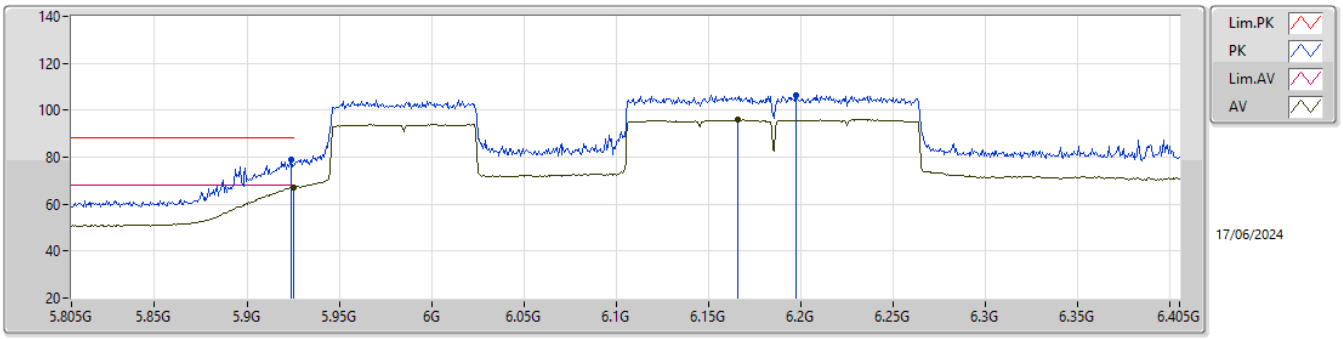

EUT Y_1TX
Setting 20.5
06-K-R-7-10

Type	Freq	Level	Limit	Margin	Raw	Dist	Condition	Azimuth	Height	Comment	AF	CL	PA
	(Hz)	(dBuV/m)	(dBuV/m)	(dB)	(dBuV)	(m)		(°)	(m)		(dB)	(dB)	(dB)
PK	5.9238G	78.95	88.20	-9.25	70.56	3	Vertical	61	1.54	-	32.55	7.44	31.60
RMS	5.925G	67.17	68.20	-1.03	58.78	3	Vertical	61	1.54	-	32.55	7.44	31.60
PK	6.1974G	106.50	Inf	-Inf	97.07	3	Vertical	61	1.54	-	32.98	7.63	31.18
RMS	6.1656G	96.04	Inf	-Inf	86.90	3	Vertical	61	1.54	-	32.79	7.60	31.25

5.925-6.425GHz_802.11be EHT320_Nss1,(MCS0),3xRU996 CP 2_1TX

6105MHz_TX

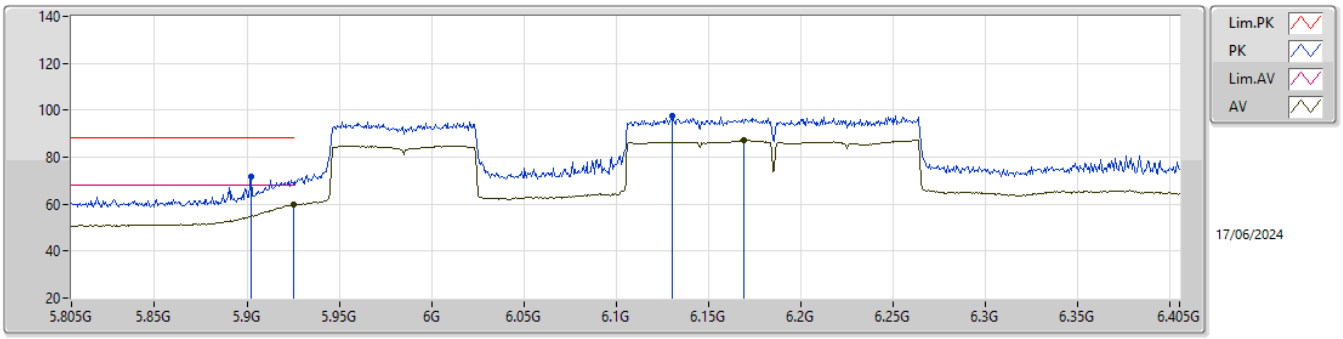

EUT Y_1TX
Setting 20.5
06-K-R-7-10

Type	Freq	Level	Limit	Margin	Raw	Dist	Condition	Azimuth	Height	Comment	AF	CL	PA
	(Hz)	(dBuV/m)	(dBuV/m)	(dB)	(dBuV)	(m)		(°)	(m)		(dB)	(dB)	(dB)
PK	5.9022G	71.57	88.20	-16.63	63.24	3	Horizontal	294	1.80	-	32.50	7.43	31.60
RMS	5.925G	59.60	68.20	-8.60	51.21	3	Horizontal	294	1.80	-	32.55	7.44	31.60
PK	6.1302G	97.75	Inf	-Inf	88.84	3	Horizontal	294	1.80	-	32.66	7.57	31.32
RMS	6.1692G	87.15	Inf	-Inf	77.96	3	Horizontal	294	1.80	-	32.82	7.61	31.24

5.925-6.425GHz_802.11be EHT320_Nss1,(MCS0),3xRU996 CP 2_1TX

6105MHz_TX

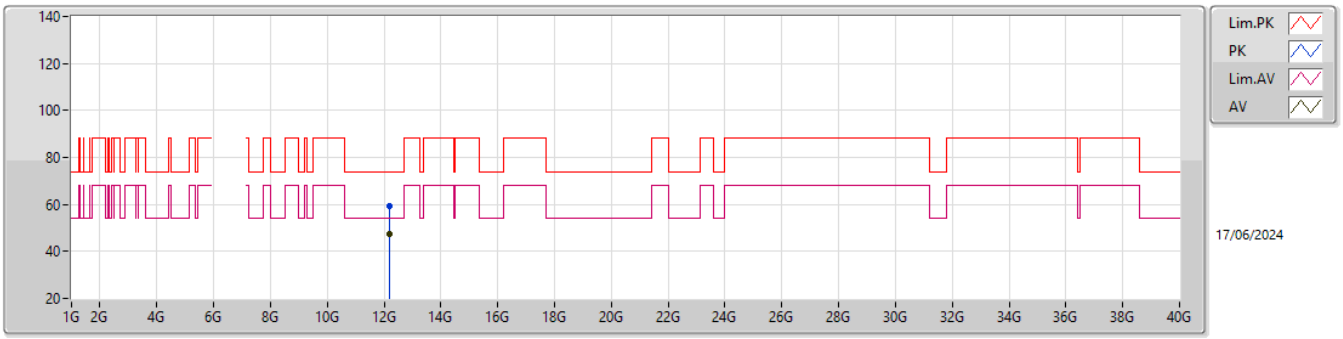

EUT Y_1TX
Setting 20.5
06-K-R-7

Type	Freq	Level	Limit	Margin	Raw	Dist	Condition	Azimuth	Height	Comment	AF	CL	PA
	(Hz)	(dBuV/m)	(dBuV/m)	(dB)	(dBuV)	(m)		(°)	(m)		(dB)	(dB)	(dB)
PK	12.20853G	59.31	74.00	-14.69	42.20	3	Vertical	119	2.54	-	39.00	10.90	32.79
AV	12.20232G	47.34	54.00	-6.66	30.24	3	Vertical	119	2.54	-	39.00	10.90	32.80

5.925-6.425GHz_802.11be EHT320_Nss1,(MCS0),3xRU996 CP 2_1TX

6105MHz_TX

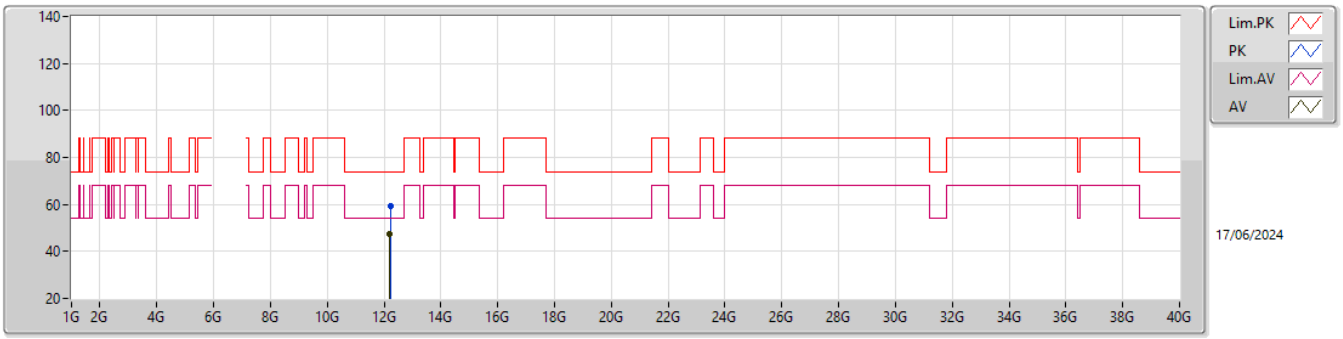

EUT Y_1TX
Setting 20.5
06-K-R-7

Type	Freq	Level	Limit	Margin	Raw	Dist	Condition	Azimuth	Height	Comment	AF	CL	PA
	(Hz)	(dBuV/m)	(dBuV/m)	(dB)	(dBuV)	(m)		(°)	(m)		(dB)	(dB)	(dB)
PK	12.21948G	59.10	74.00	-14.90	41.97	3	Horizontal	273	1.52	-	39.00	10.91	32.78
AV	12.21033G	47.45	54.00	-6.55	30.33	3	Horizontal	273	1.52	-	39.00	10.91	32.79

5.925-6.425GHz_802.11be EHT320_Nss1,(MCS0),3xRU996 CP 2_1TX

6105MHz_TX

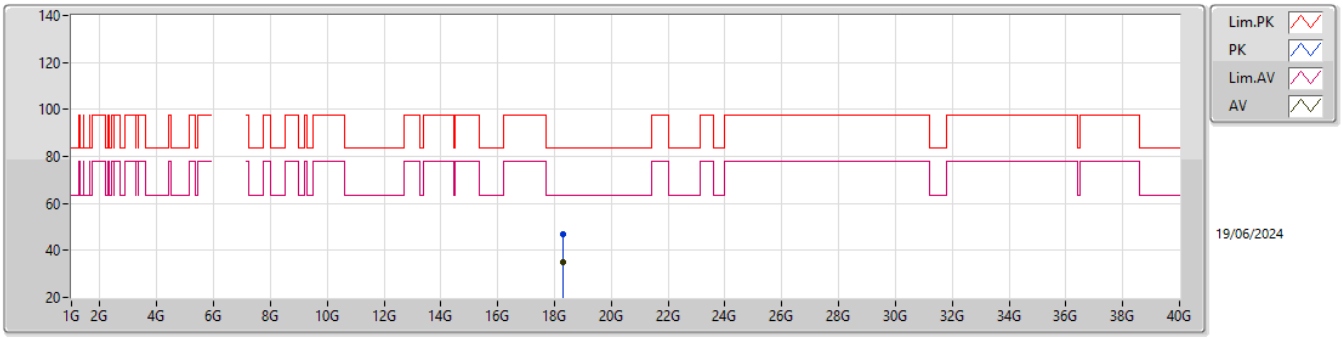

EUT Y_1TX
Setting 20.5
06-K-R-7

Type	Freq	Level	Limit	Margin	Raw	Dist	Condition	Azimuth	Height	Comment	AF	CL	PA
	(Hz)	(dBuV/m)	(dBuV/m)	(dB)	(dBuV)	(m)		(°)	(m)		(dB)	(dB)	(dB)
PK	18.30153G	46.79	83.54	-36.75	43.59	1	Vertical	97	1.78	-	37.50	15.28	49.58
AV	18.31218G	35.15	63.54	-28.39	31.96	1	Vertical	97	1.78	-	37.50	15.28	49.59

5.925-6.425GHz_802.11be EHT320_Nss1,(MCS0),3xRU996 CP 2_1TX

6105MHz_TX

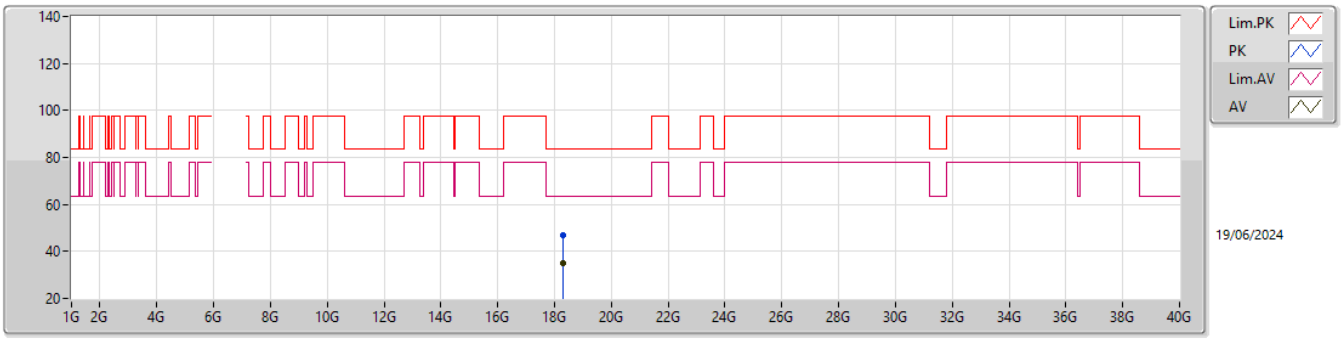

EUT Y_1TX
Setting 20.5
06-K-R-7

Type	Freq	Level	Limit	Margin	Raw	Dist	Condition	Azimuth	Height	Comment	AF	CL	PA
	(Hz)	(dBuV/m)	(dBuV/m)	(dB)	(dBuV)	(m)		(°)	(m)		(dB)	(dB)	(dB)
PK	18.31857G	47.10	83.54	-36.44	43.91	1	Horizontal	281	2.23	-	37.50	15.28	49.59
AV	18.31305G	35.22	63.54	-28.32	32.03	1	Horizontal	281	2.23	-	37.50	15.28	49.59

5.925-6.425GHz_802.11be EHT320_Nss1,(MCS0),2xRU996+RU484 CP 4_1TX

6105MHz_TX

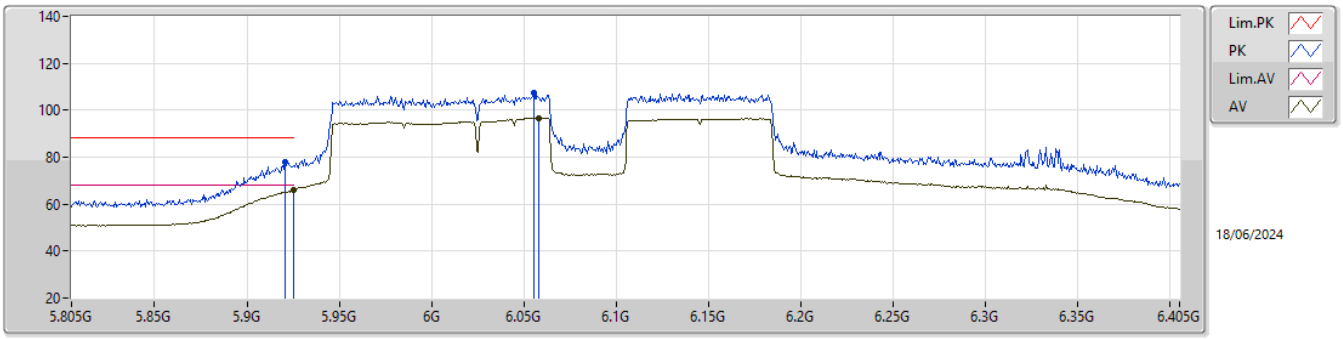

EUT Y_1TX
Setting 19.5
06-K-R-7-10

Type	Freq	Level	Limit	Margin	Raw	Dist	Condition	Azimuth	Height	Comment	AF	CL	PA
	(Hz)	(dBuV/m)	(dBuV/m)	(dB)	(dBuV)	(m)		(°)	(m)		(dB)	(dB)	(dB)
PK	5.9208G	77.80	88.20	-10.40	69.42	3	Vertical	64	1.56	-	32.54	7.44	31.60
RMS	5.925G	66.18	68.20	-2.02	57.79	3	Vertical	64	1.56	-	32.55	7.44	31.60
PK	6.0552G	107.21	Inf	-Inf	98.59	3	Vertical	64	1.56	-	32.60	7.51	31.49
RMS	6.0582G	96.77	Inf	-Inf	88.13	3	Vertical	64	1.56	-	32.60	7.52	31.48

5.925-6.425GHz_802.11be EHT320_Nss1,(MCS0),2xRU996+RU484 CP 4_1TX

6105MHz_TX

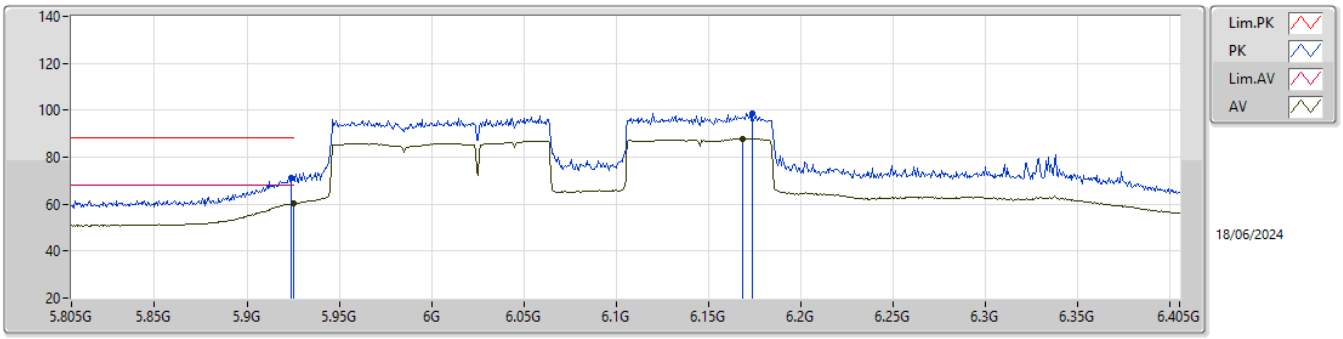

EUT Y_1TX
Setting 19.5
06-K-R-7-10

Type	Freq	Level	Limit	Margin	Raw	Dist	Condition	Azimuth	Height	Comment	AF	CL	PA
	(Hz)	(dBuV/m)	(dBuV/m)	(dB)	(dBuV)	(m)		(°)	(m)		(dB)	(dB)	(dB)
PK	5.9238G	71.29	88.20	-16.91	62.90	3	Horizontal	293	1.80	-	32.55	7.44	31.60
RMS	5.925G	60.47	68.20	-7.73	52.08	3	Horizontal	293	1.80	-	32.55	7.44	31.60
PK	6.1734G	98.66	Inf	-Inf	89.44	3	Horizontal	293	1.80	-	32.84	7.61	31.23
RMS	6.1686G	87.99	Inf	-Inf	78.82	3	Horizontal	293	1.80	-	32.81	7.60	31.24

5.925-6.425GHz_802.11be EHT320_Nss1,(MCS0),2xRU996+RU484 CP 4_1TX

6105MHz_TX

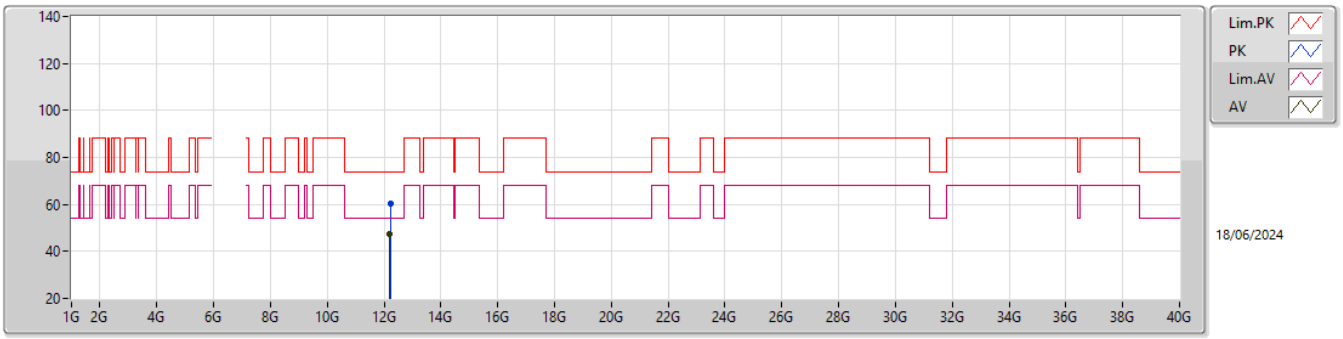

EUT Y_1TX
Setting 19.5
06-K-R-7

Type	Freq	Level	Limit	Margin	Raw	Dist	Condition	Azimuth	Height	Comment	AF	CL	PA
	(Hz)	(dBuV/m)	(dBuV/m)	(dB)	(dBuV)	(m)		(°)	(m)		(dB)	(dB)	(dB)
PK	12.22299G	60.58	74.00	-13.42	43.45	3	Vertical	275	2.93	-	39.00	10.91	32.78
AV	12.20658G	47.39	54.00	-6.61	30.28	3	Vertical	275	2.93	-	39.00	10.90	32.79

5.925-6.425GHz_802.11be EHT320_Nss1,(MCS0),2xRU996+RU484 CP 4_1TX

6105MHz_TX

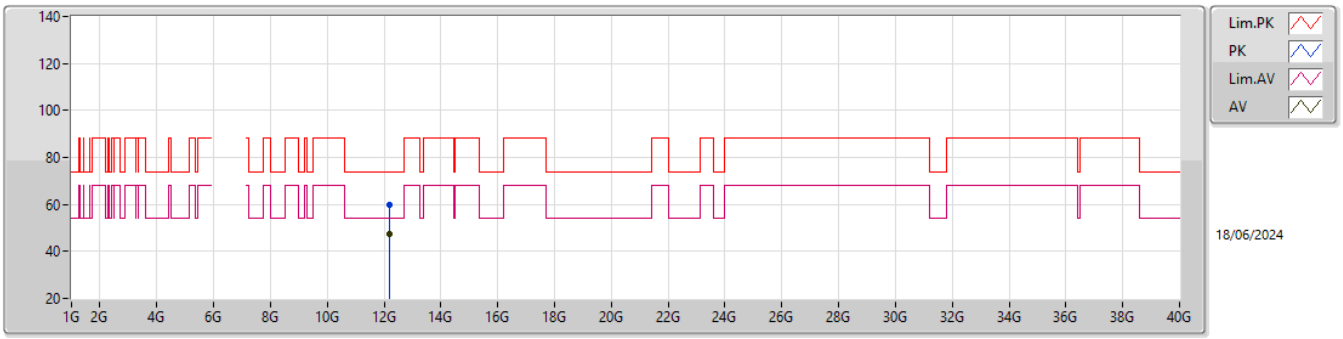

EUT Y_1TX
Setting 19.5
06-K-R-7

Type	Freq	Level	Limit	Margin	Raw	Dist	Condition	Azimuth	Height	Comment	AF	CL	PA
	(Hz)	(dBuV/m)	(dBuV/m)	(dB)	(dBuV)	(m)		(°)	(m)		(dB)	(dB)	(dB)
PK	12.19605G	59.87	74.00	-14.13	42.75	3	Horizontal	305	2.91	-	39.02	10.90	32.80
AV	12.20064G	47.49	54.00	-6.51	30.39	3	Horizontal	305	2.91	-	39.00	10.90	32.80

5.925-6.425GHz_802.11be EHT320_Nss1,(MCS0),2xRU996+RU484 CP 4_1TX

6105MHz_TX

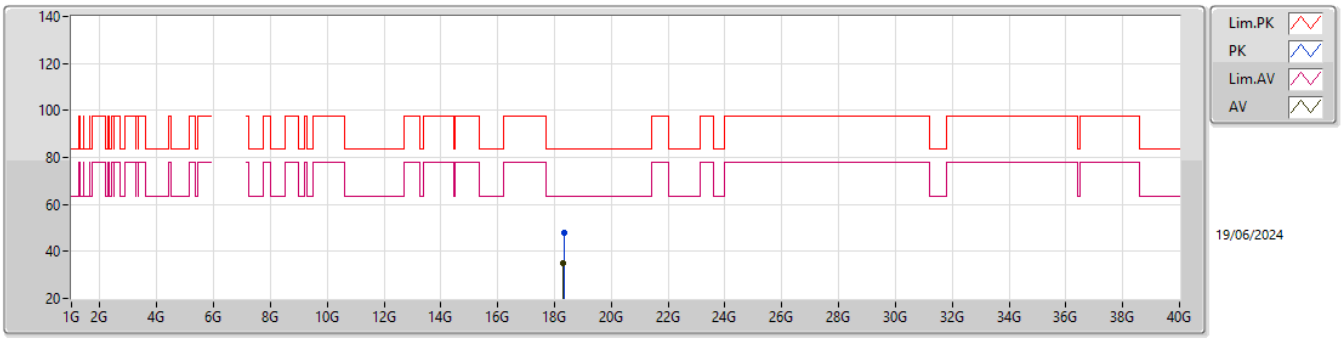

EUT Y_1TX
Setting 19.5
06-K-R-7

Type	Freq	Level	Limit	Margin	Raw	Dist	Condition	Azimuth	Height	Comment	AF	CL	PA
	(Hz)	(dBuV/m)	(dBuV/m)	(dB)	(dBuV)	(m)		(°)	(m)		(dB)	(dB)	(dB)
PK	18.32331G	47.94	83.54	-35.60	44.76	1	Vertical	32	1.39	-	37.50	15.28	49.60
AV	18.30819G	35.08	63.54	-28.46	31.89	1	Vertical	32	1.39	-	37.50	15.28	49.59

5.925-6.425GHz_802.11be EHT320_Nss1,(MCS0),2xRU996+RU484 CP 4_1TX

6105MHz_TX

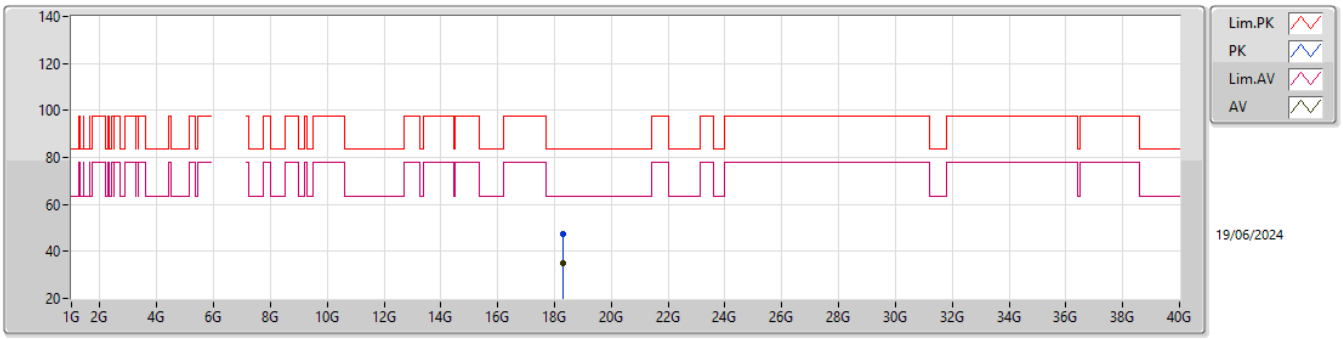

EUT Y_1TX
Setting 19.5
06-K-R-7

Type	Freq	Level	Limit	Margin	Raw	Dist	Condition	Azimuth	Height	Comment	AF	CL	PA
	(Hz)	(dBuV/m)	(dBuV/m)	(dB)	(dBuV)	(m)		(°)	(m)		(dB)	(dB)	(dB)
PK	18.31818G	47.36	83.54	-36.18	44.17	1	Horizontal	12	2.53	-	37.50	15.28	49.59
AV	18.31311G	35.15	63.54	-28.39	31.96	1	Horizontal	12	2.53	-	37.50	15.28	49.59

6.525-6.875GHz_802.11be EHT320_Nss1,(MCS0),3xRU996+RU484 CP 6_1TX

6905MHz Straddle 6.525-6.875GHz_TX

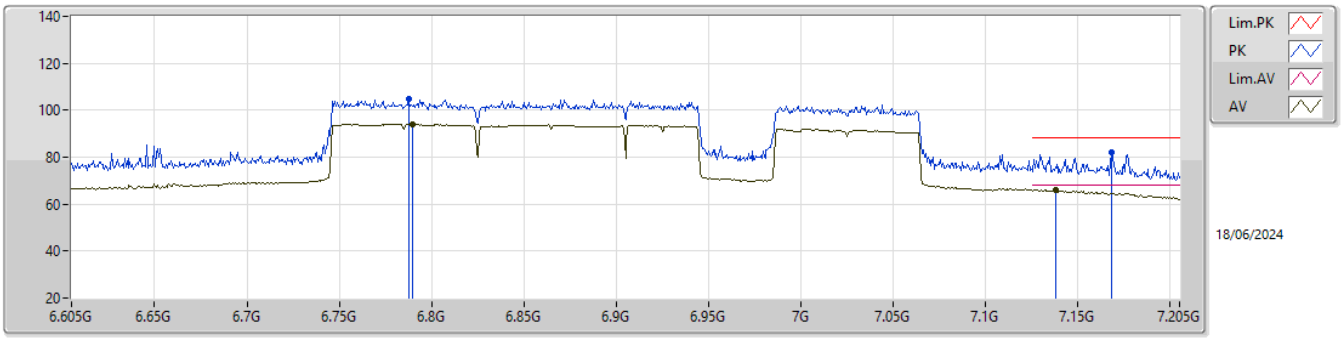

EUT Y_1TX
Setting 21
06-K-R-7-10

Type	Freq	Level	Limit	Margin	Raw	Dist	Condition	Azimuth	Height	Comment	AF	CL	PA
	(Hz)	(dBuV/m)	(dBuV/m)	(dB)	(dBuV)	(m)		(°)	(m)		(dB)	(dB)	(dB)
PK	6.7874G	104.90	Inf	-Inf	93.82	3	Vertical	302	1.80	-	34.57	7.97	31.46
RMS	6.7898G	94.07	Inf	-Inf	82.99	3	Vertical	302	1.80	-	34.58	7.97	31.47
PK	7.1684G	81.92	88.20	-6.28	69.67	3	Vertical	302	1.80	-	36.34	8.31	32.40
RMS	7.1378G	66.13	68.20	-2.07	53.98	3	Vertical	302	1.80	-	36.23	8.28	32.36

6.525-6.875GHz_802.11be EHT320_Nss1,(MCS0),3xRU996+RU484 CP 6_1TX

6905MHz Straddle 6.525-6.875GHz_TX

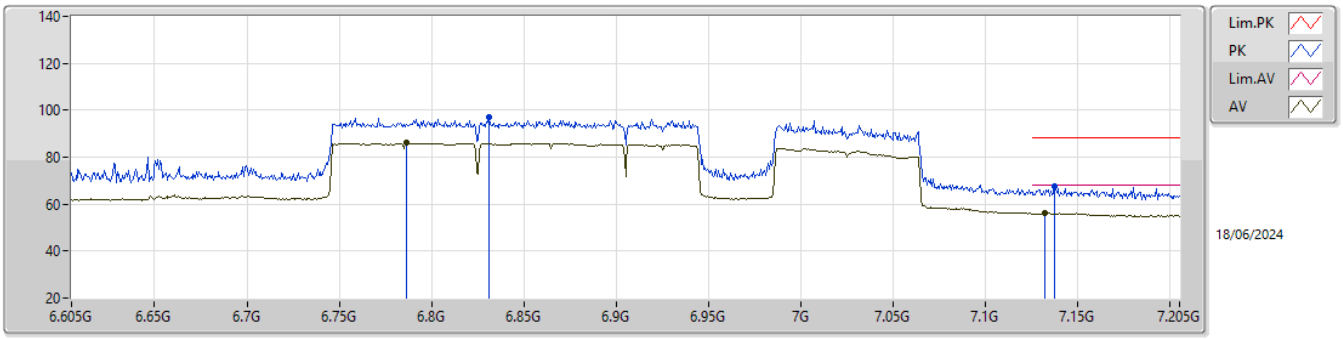

EUT Y_1TX
Setting 21
06-K-R-7-10

Type	Freq	Level	Limit	Margin	Raw	Dist	Condition	Azimuth	Height	Comment	AF	CL	PA
	(Hz)	(dBuV/m)	(dBuV/m)	(dB)	(dBuV)	(m)		(°)	(m)		(dB)	(dB)	(dB)
PK	6.8312G	96.88	Inf	-Inf	85.75	3	Horizontal	288	2.72	-	34.72	8.01	31.60
RMS	6.7862G	86.00	Inf	-Inf	74.91	3	Horizontal	288	2.72	-	34.57	7.97	31.45
PK	7.1372G	67.45	88.20	-20.75	55.30	3	Horizontal	288	2.72	-	36.22	8.28	32.35
RMS	7.1318G	56.27	68.20	-11.93	44.15	3	Horizontal	288	2.72	-	36.19	8.28	32.35

6.525-6.875GHz_802.11be EHT320_Nss1,(MCS0),3xRU996+RU484 CP 6_1TX

6905MHz Straddle 6.525-6.875GHz_TX

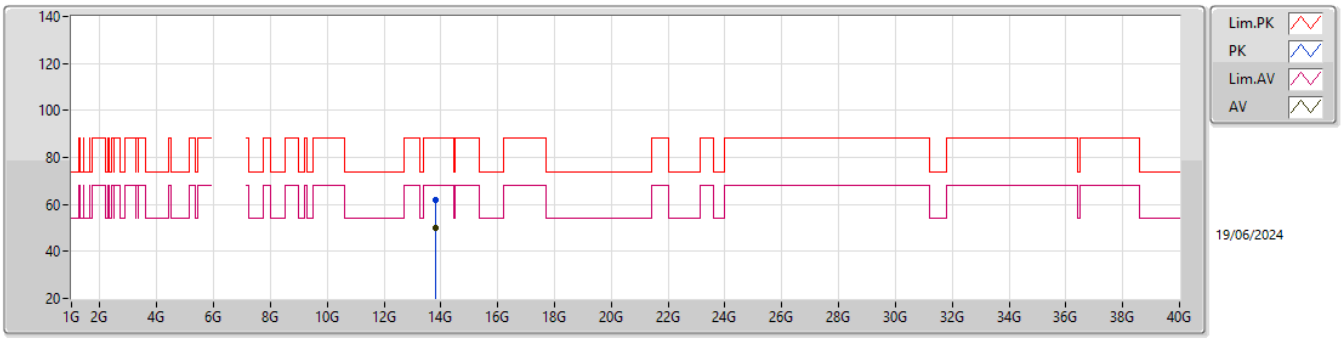

EUT Y_1TX
Setting 21
06-K-R-7

Type	Freq	Level	Limit	Margin	Raw	Dist	Condition	Azimuth	Height	Comment	AF	CL	PA
	(Hz)	(dBuV/m)	(dBuV/m)	(dB)	(dBuV)	(m)		(°)	(m)		(dB)	(dB)	(dB)
PK	13.80256G	62.03	88.20	-26.17	42.53	3	Vertical	137	2.17	-	40.49	11.63	32.62
RMS	13.81867G	49.85	68.20	-18.35	30.35	3	Vertical	137	2.17	-	40.46	11.64	32.60

6.525-6.875GHz_802.11be EHT320_Nss1,(MCS0),3xRU996+RU484 CP 6_1TX

6905MHz Straddle 6.525-6.875GHz_TX

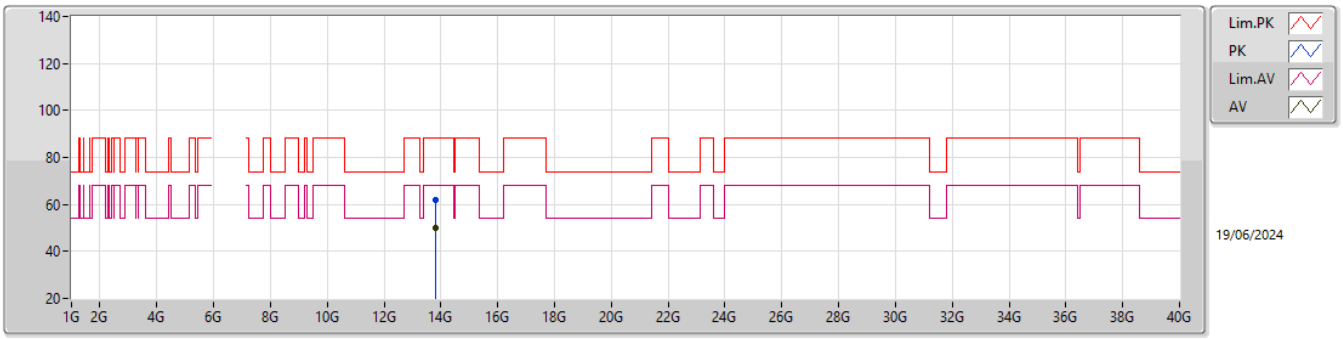

EUT Y_1TX
Setting 21
06-K-R-7

Type	Freq	Level	Limit	Margin	Raw	Dist	Condition	Azimuth	Height	Comment	AF	CL	PA
	(Hz)	(dBuV/m)	(dBuV/m)	(dB)	(dBuV)	(m)		(°)	(m)		(dB)	(dB)	(dB)
PK	13.81507G	62.03	88.20	-26.17	42.52	3	Horizontal	346	2.24	-	40.47	11.64	32.60
RMS	13.81534G	49.85	68.20	-18.35	30.34	3	Horizontal	346	2.24	-	40.47	11.64	32.60

6.525-6.875GHz_802.11be EHT320_Nss1,(MCS0),3xRU996+RU484 CP 6_1TX

6905MHz Straddle 6.525-6.875GHz_TX

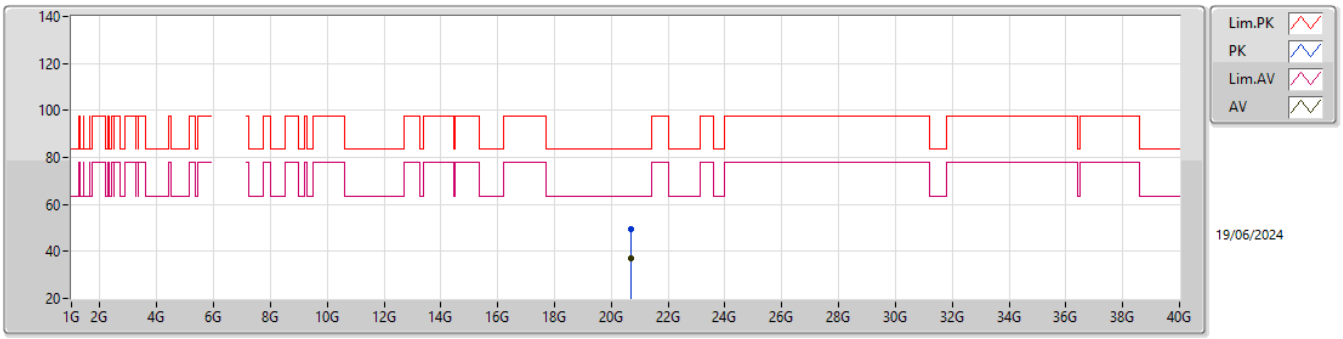

EUT Y_1TX
Setting 21
06-K-R-7

Type	Freq	Level	Limit	Margin	Raw	Dist	Condition	Azimuth	Height	Comment	AF	CL	PA
	(Hz)	(dBuV/m)	(dBuV/m)	(dB)	(dBuV)	(m)		(°)	(m)		(dB)	(dB)	(dB)
PK	20.71107G	49.43	83.54	-34.11	44.81	1	Vertical	38	2.07	-	37.88	15.77	49.03
AV	20.71209G	37.18	63.54	-26.36	32.56	1	Vertical	38	2.07	-	37.88	15.77	49.03

6.525-6.875GHz_802.11be EHT320_Nss1,(MCS0),3xRU996+RU484 CP 6_1TX

6905MHz Straddle 6.525-6.875GHz_TX

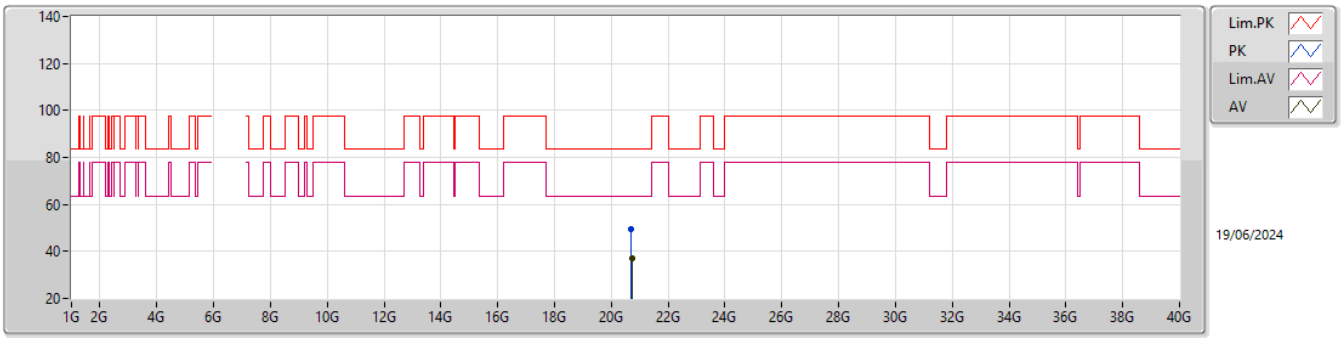

EUT Y_1TX
Setting 21
06-K-R-7

Type	Freq	Level	Limit	Margin	Raw	Dist	Condition	Azimuth	Height	Comment	AF	CL	PA
	(Hz)	(dBuV/m)	(dBuV/m)	(dB)	(dBuV)	(m)		(°)	(m)		(dB)	(dB)	(dB)
PK	20.70042G	49.62	83.54	-33.92	45.00	1	Horizontal	258	2.78	-	37.90	15.76	49.04
AV	20.72781G	37.24	63.54	-26.30	32.64	1	Horizontal	258	2.78	-	37.84	15.78	49.02

6.525-6.875GHz_802.11be EHT320_Nss1,(MCS0),3xRU996 CP 3_1TX

6905MHz Straddle 6.525-6.875GHz_TX

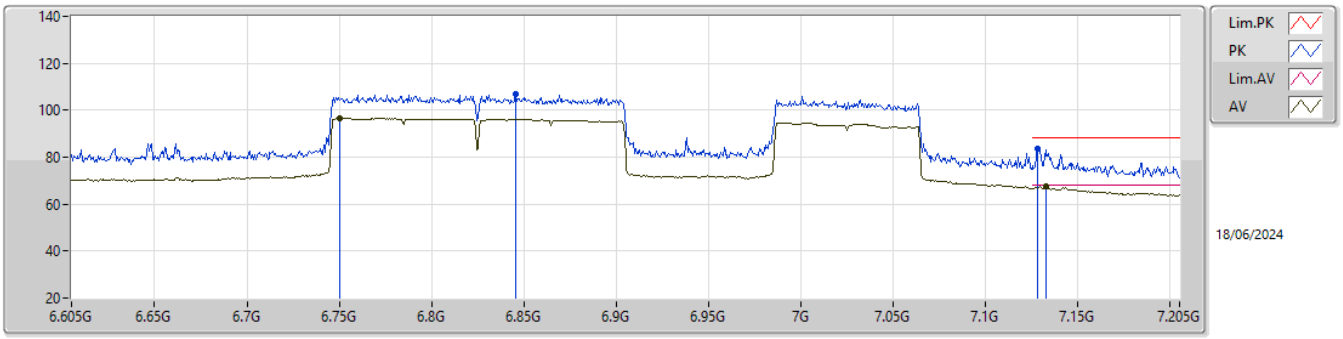

EUT Y_1TX
Setting 21.5
06-K-R-7-10

Type	Freq	Level	Limit	Margin	Raw	Dist	Condition	Azimuth	Height	Comment	AF	CL	PA
	(Hz)	(dBuV/m)	(dBuV/m)	(dB)	(dBuV)	(m)		(°)	(m)		(dB)	(dB)	(dB)
PK	6.8456G	106.93	Inf	-Inf	95.78	3	Vertical	326	1.59	-	34.78	8.02	31.65
RMS	6.7502G	96.64	Inf	-Inf	85.53	3	Vertical	326	1.59	-	34.50	7.95	31.34
PK	7.1282G	83.86	88.20	-4.34	71.76	3	Vertical	326	1.59	-	36.17	8.27	32.34
RMS	7.1324G	67.79	68.20	-0.41	55.67	3	Vertical	326	1.59	-	36.19	8.28	32.35

6.525-6.875GHz_802.11be EHT320_Nss1,(MCS0),3xRU996 CP 3_1TX

6905MHz Straddle 6.525-6.875GHz_TX

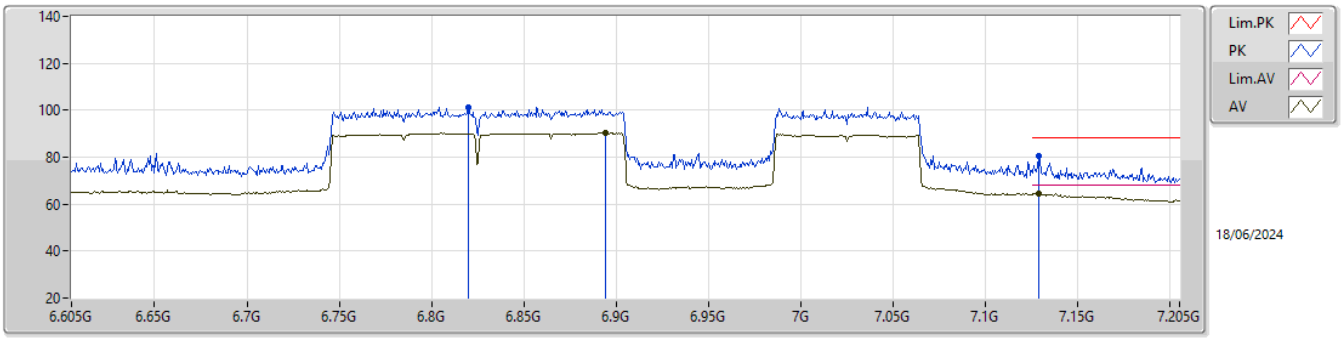

EUT Y_1TX
Setting 21.5
06-K-R-7-10

Type	Freq	Level	Limit	Margin	Raw	Dist	Condition	Azimuth	Height	Comment	AF	CL	PA
	(Hz)	(dBuV/m)	(dBuV/m)	(dB)	(dBuV)	(m)		(°)	(m)		(dB)	(dB)	(dB)
PK	6.8198G	101.39	Inf	-Inf	90.28	3	Horizontal	348	2.50	-	34.68	8.00	31.57
RMS	6.8942G	90.23	Inf	-Inf	79.00	3	Horizontal	348	2.50	-	34.98	8.06	31.81
PK	7.1288G	80.33	88.20	-7.87	68.23	3	Horizontal	348	2.50	-	36.17	8.27	32.34
RMS	7.1288G	64.60	68.20	-3.60	52.50	3	Horizontal	348	2.50	-	36.17	8.27	32.34

6.525-6.875GHz_802.11be EHT320_Nss1,(MCS0),3xRU996 CP 3_1TX

6905MHz Straddle 6.525-6.875GHz_TX

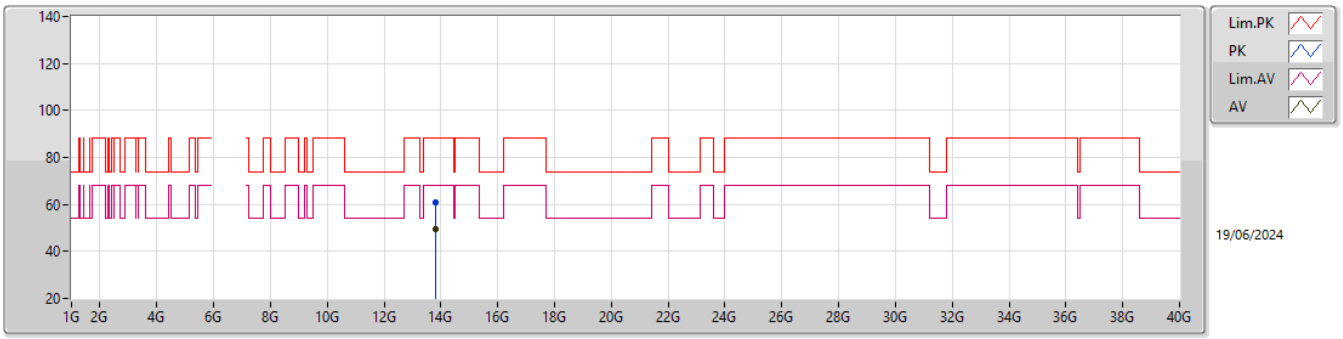

EUT Y_1TX
Setting 21.5
06-K-R-7

Type	Freq	Level	Limit	Margin	Raw	Dist	Condition	Azimuth	Height	Comment	AF	CL	PA
	(Hz)	(dBuV/m)	(dBuV/m)	(dB)	(dBuV)	(m)		(°)	(m)		(dB)	(dB)	(dB)
PK	13.80745G	60.88	88.20	-27.32	41.37	3	Vertical	136	2.64	-	40.49	11.63	32.61
RMS	13.81174G	49.55	68.20	-18.65	30.05	3	Vertical	136	2.64	-	40.48	11.63	32.61

6.525-6.875GHz_802.11be EHT320_Nss1,(MCS0),3xRU996 CP 3_1TX

6905MHz Straddle 6.525-6.875GHz_TX

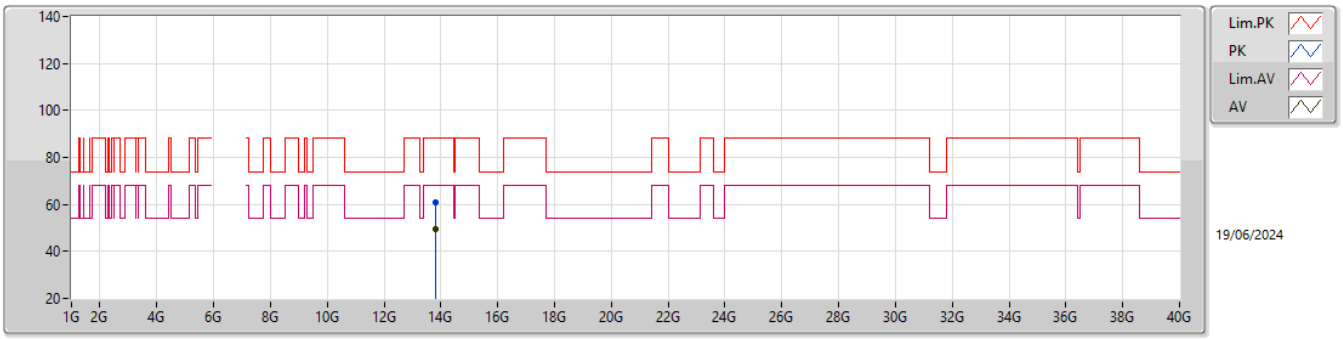

EUT Y_1TX
Setting 21.5
06-K-R-7

Type	Freq	Level	Limit	Margin	Raw	Dist	Condition	Azimuth	Height	Comment	AF	CL	PA
	(Hz)	(dBuV/m)	(dBuV/m)	(dB)	(dBuV)	(m)		(°)	(m)		(dB)	(dB)	(dB)
PK	13.8064G	60.69	88.20	-27.51	41.19	3	Horizontal	193	2.55	-	40.49	11.63	32.62
RMS	13.81966G	49.49	68.20	-18.71	29.99	3	Horizontal	193	2.55	-	40.46	11.64	32.60

6.525-6.875GHz_802.11be EHT320_Nss1,(MCS0),3xRU996 CP 3_1TX

6905MHz Straddle 6.525-6.875GHz_TX

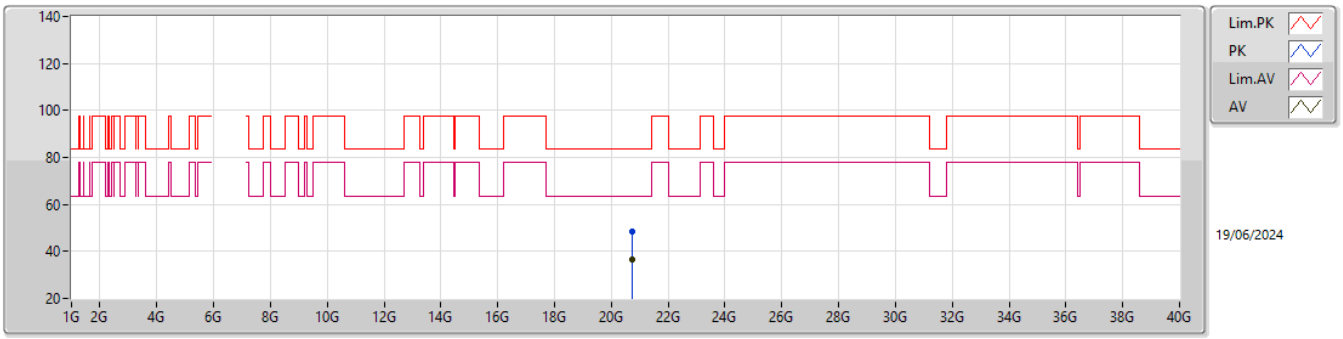

EUT Y_1TX
Setting 21.5
06-K-R-7

Type	Freq	Level	Limit	Margin	Raw	Dist	Condition	Azimuth	Height	Comment	AF	CL	PA
	(Hz)	(dBuV/m)	(dBuV/m)	(dB)	(dBuV)	(m)		(°)	(m)		(dB)	(dB)	(dB)
PK	20.72988G	48.24	83.54	-35.30	43.64	1	Vertical	79	2.72	-	37.84	15.78	49.02
AV	20.72217G	36.81	63.54	-26.73	32.19	1	Vertical	79	2.72	-	37.86	15.78	49.02

6.525-6.875GHz_802.11be EHT320_Nss1,(MCS0),3xRU996 CP 3_1TX

6905MHz Straddle 6.525-6.875GHz_TX

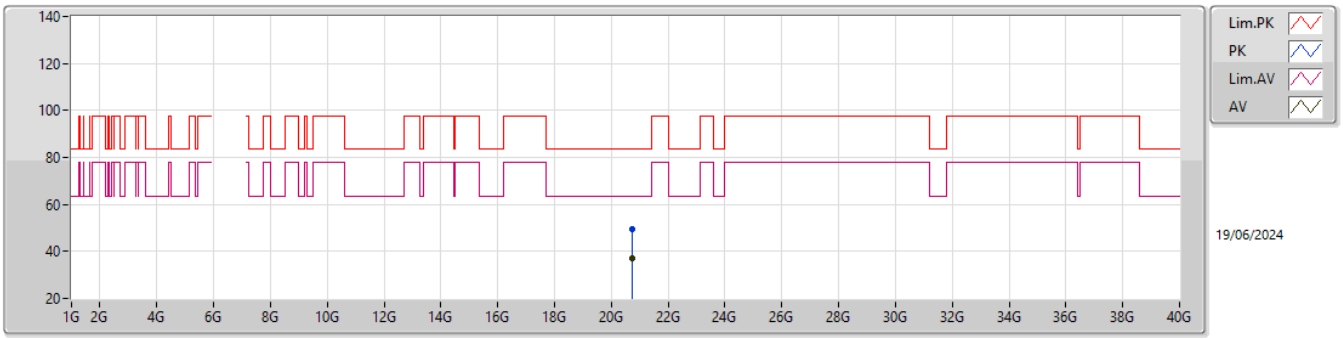

EUT Y_1TX
Setting 21.5
06-K-R-7

Type	Freq	Level	Limit	Margin	Raw	Dist	Condition	Azimuth	Height	Comment	AF	CL	PA
	(Hz)	(dBuV/m)	(dBuV/m)	(dB)	(dBuV)	(m)		(°)	(m)		(dB)	(dB)	(dB)
PK	20.72538G	49.37	83.54	-34.17	44.76	1	Horizontal	39	2.22	-	37.85	15.78	49.02
AV	20.71497G	36.83	63.54	-26.71	32.22	1	Horizontal	39	2.22	-	37.87	15.77	49.03

6.525-6.875GHz_802.11be EHT320_Nss1,(MCS0),2xRU996+RU484 CP 10_1TX

6905MHz Straddle 6.525-6.875GHz_TX

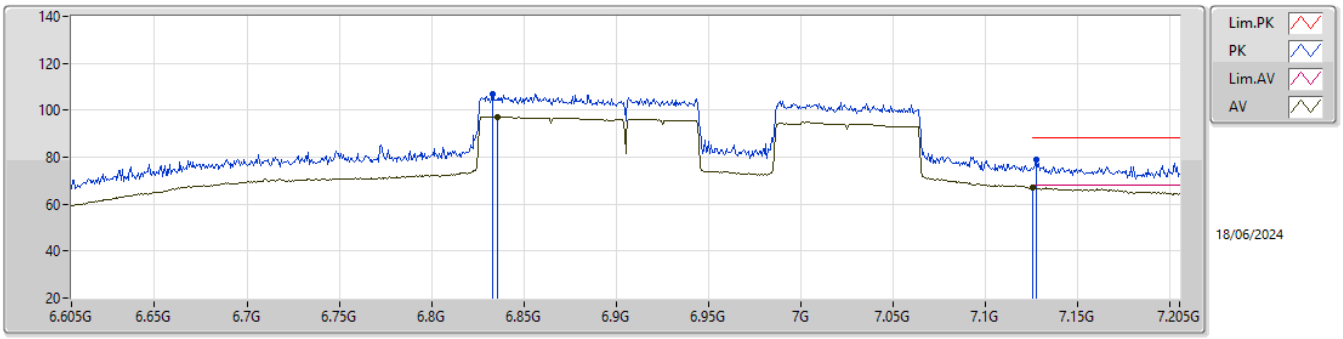

EUT Y_1TX
Setting 21.5
06-K-S-4-10

Type	Freq	Level	Limit	Margin	Raw	Dist	Condition	Azimuth	Height	Comment	AF	CL	PA
	(Hz)	(dBuV/m)	(dBuV/m)	(dB)	(dBuV)	(m)		(°)	(m)		(dB)	(dB)	(dB)
PK	6.833G	106.72	Inf	-Inf	95.59	3	Vertical	310	1.70	-	34.73	8.01	31.61
RMS	6.8354G	97.31	Inf	-Inf	86.18	3	Vertical	310	1.70	-	34.74	8.01	31.62
PK	7.1276G	78.80	88.20	-9.40	66.70	3	Vertical	310	1.70	-	36.17	8.27	32.34
RMS	7.1252G	66.96	68.20	-1.24	54.88	3	Vertical	310	1.70	-	36.15	8.27	32.34

6.525-6.875GHz_802.11be EHT320_Nss1,(MCS0),2xRU996+RU484 CP 10_1TX

6905MHz Straddle 6.525-6.875GHz_TX

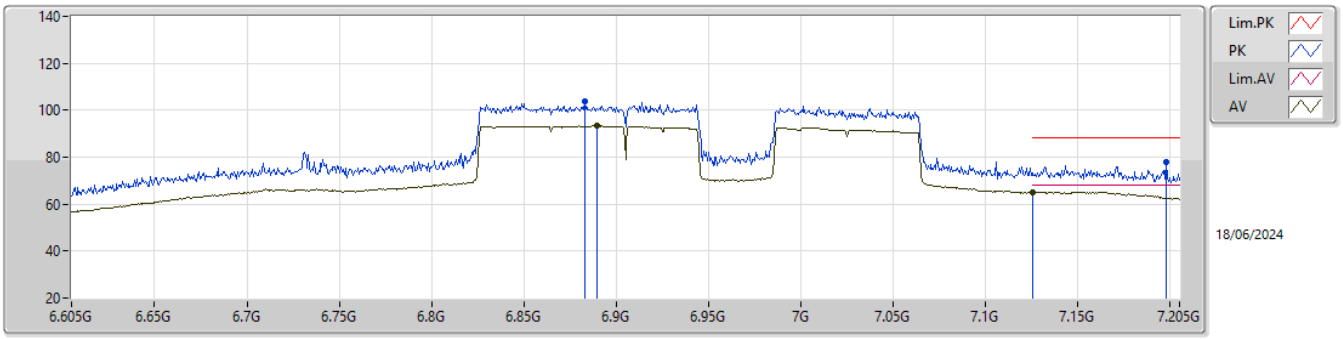

EUT Y_1TX
Setting 21.5
06-K-S-4-10

Type	Freq	Level	Limit	Margin	Raw	Dist	Condition	Azimuth	Height	Comment	AF	CL	PA
	(Hz)	(dBuV/m)	(dBuV/m)	(dB)	(dBuV)	(m)		(°)	(m)		(dB)	(dB)	(dB)
PK	6.8828G	103.74	Inf	-Inf	92.53	3	Horizontal	346	2.57	-	34.93	8.05	31.77
RMS	6.8894G	93.28	Inf	-Inf	82.06	3	Horizontal	346	2.57	-	34.96	8.06	31.80
PK	7.1978G	77.88	88.20	-10.32	65.58	3	Horizontal	346	2.57	-	36.40	8.34	32.44
RMS	7.1258G	65.23	68.20	-2.97	53.15	3	Horizontal	346	2.57	-	36.15	8.27	32.34

6.525-6.875GHz_802.11be EHT320_Nss1,(MCS0),2xRU996+RU484 CP 10_1TX

6905MHz Straddle 6.525-6.875GHz_TX

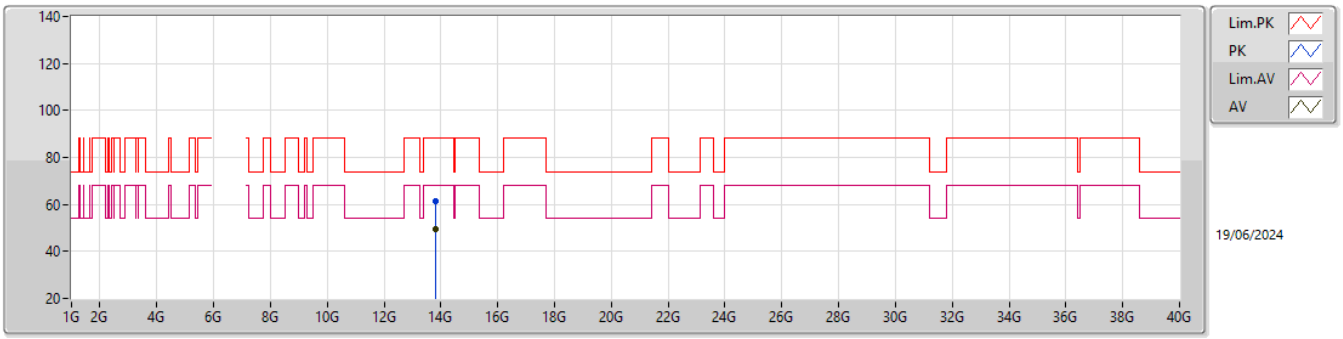

EUT Y_1TX
Setting 21.5
06-K-S-4

Type	Freq	Level	Limit	Margin	Raw	Dist	Condition	Azimuth	Height	Comment	AF	CL	PA
	(Hz)	(dBuV/m)	(dBuV/m)	(dB)	(dBuV)	(m)		(°)	(m)		(dB)	(dB)	(dB)
PK	13.80388G	61.63	88.20	-26.57	42.13	3	Vertical	216	2.48	-	40.49	11.63	32.62
RMS	13.81597G	49.42	68.20	-18.78	29.91	3	Vertical	216	2.48	-	40.47	11.64	32.60

6.525-6.875GHz_802.11be EHT320_Nss1,(MCS0),2xRU996+RU484 CP 10_1TX

6905MHz Straddle 6.525-6.875GHz_TX

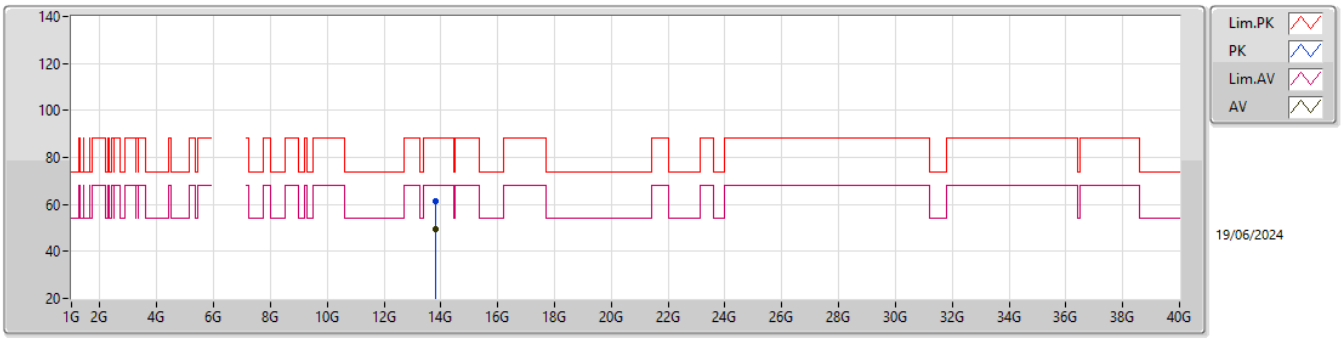

EUT Y_1TX
Setting 21.5
06-K-S-4

Type	Freq	Level	Limit	Margin	Raw	Dist	Condition	Azimuth	Height	Comment	AF	CL	PA
	(Hz)	(dBuV/m)	(dBuV/m)	(dB)	(dBuV)	(m)		(°)	(m)		(dB)	(dB)	(dB)
PK	13.81408G	61.57	88.20	-26.63	42.07	3	Horizontal	330	1.09	-	40.47	11.64	32.61
RMS	13.82188G	49.43	68.20	-18.77	29.92	3	Horizontal	330	1.09	-	40.46	11.64	32.59

6.525-6.875GHz_802.11be EHT320_Nss1,(MCS0),2xRU996+RU484 CP 10_1TX

6905MHz Straddle 6.525-6.875GHz_TX

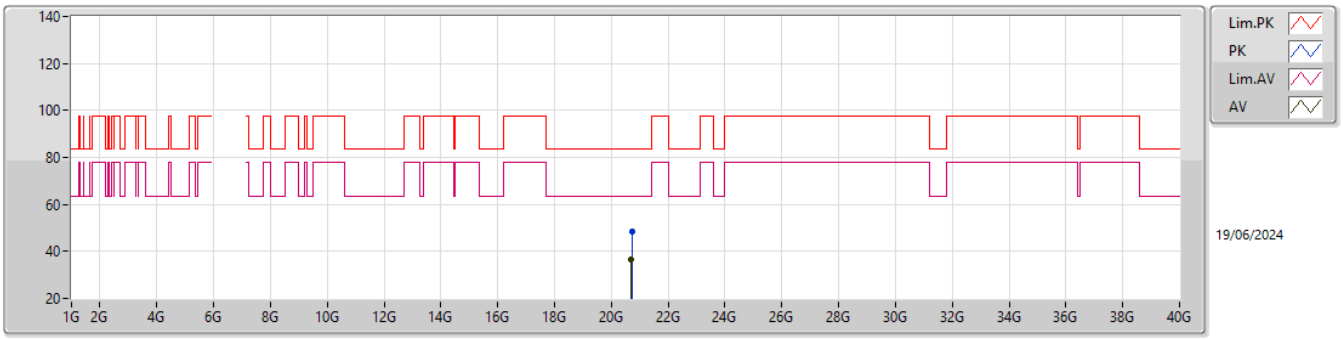

EUT Y_1TX
Setting 21.5
06-K-S-4

Type	Freq	Level	Limit	Margin	Raw	Dist	Condition	Azimuth	Height	Comment	AF	CL	PA
	(Hz)	(dBuV/m)	(dBuV/m)	(dB)	(dBuV)	(m)		(°)	(m)		(dB)	(dB)	(dB)
PK	20.71896G	48.40	83.54	-35.14	43.79	1	Vertical	30	2.34	-	37.86	15.78	49.03
AV	20.70111G	36.69	63.54	-26.85	32.07	1	Vertical	30	2.34	-	37.90	15.76	49.04

6.525-6.875GHz_802.11be EHT320_Nss1,(MCS0),2xRU996+RU484 CP 10_1TX

6905MHz Straddle 6.525-6.875GHz_TX

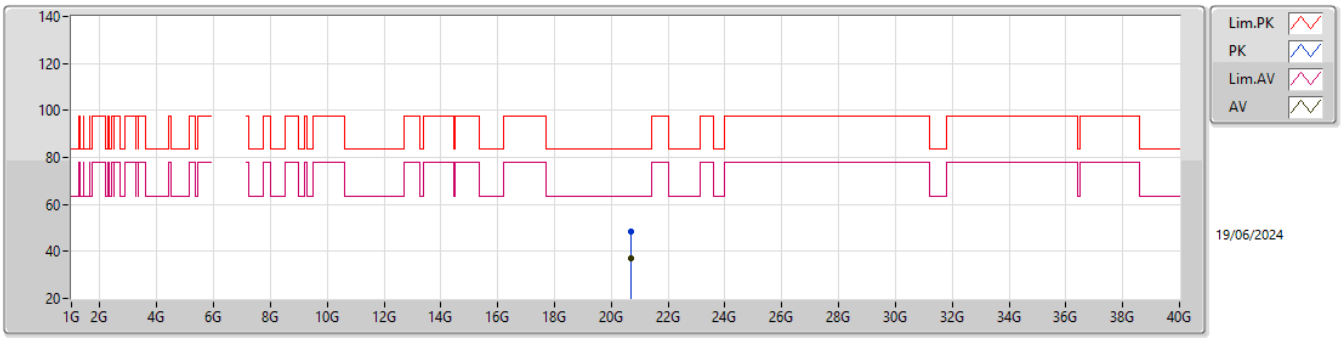

EUT Y_1TX
Setting 21.5
06-K-S-4

Type	Freq	Level	Limit	Margin	Raw	Dist	Condition	Azimuth	Height	Comment	AF	CL	PA
	(Hz)	(dBuV/m)	(dBuV/m)	(dB)	(dBuV)	(m)		(°)	(m)		(dB)	(dB)	(dB)
PK	20.70648G	48.46	83.54	-35.08	43.83	1	Horizontal	87	1.29	-	37.89	15.77	49.03
AV	20.70861G	36.88	63.54	-26.66	32.26	1	Horizontal	87	1.29	-	37.88	15.77	49.03

5.925-6.425GHz_802.11be EHT80_Nss1,(MCS0),RU484+RU242 CP 2_2TX

5985MHz_TX

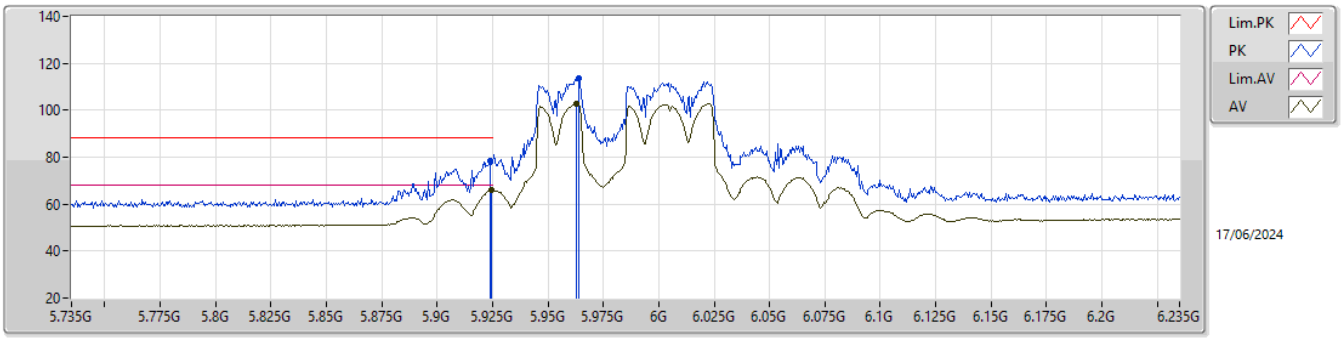

EUT Y_2TX
Setting 18.5
06-K-R-7-10

Type	Freq	Level	Limit	Margin	Raw	Dist	Condition	Azimuth	Height	Comment	AF	CL	PA
	(Hz)	(dBuV/m)	(dBuV/m)	(dB)	(dBuV)	(m)		(°)	(m)		(dB)	(dB)	(dB)
PK	5.924G	78.21	88.20	-9.99	69.82	3	Vertical	60	1.79	-	32.55	7.44	31.60
RMS	5.9245G	66.01	68.20	-2.19	57.62	3	Vertical	60	1.79	-	32.55	7.44	31.60
PK	5.964G	113.39	Inf	-Inf	104.97	3	Vertical	60	1.79	-	32.57	7.46	31.61
RMS	5.963G	102.99	Inf	-Inf	94.57	3	Vertical	60	1.79	-	32.57	7.46	31.61

5.925-6.425GHz_802.11be EHT80_Nss1,(MCS0),RU484+RU242 CP 2_2TX

5985MHz_TX

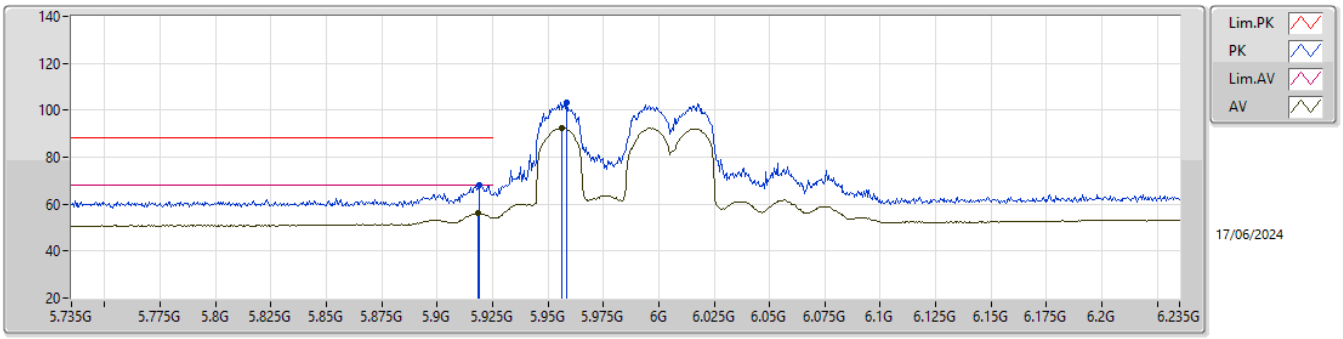

EUT Y_2TX
Setting 18.5
06-K-R-7-10

Type	Freq	Level	Limit	Margin	Raw	Dist	Condition	Azimuth	Height	Comment	AF	CL	PA
	(Hz)	(dBuV/m)	(dBuV/m)	(dB)	(dBuV)	(m)		(°)	(m)		(dB)	(dB)	(dB)
PK	5.919G	68.23	88.20	-19.97	59.85	3	Horizontal	295	1.98	-	32.54	7.44	31.60
RMS	5.9185G	56.05	68.20	-12.15	47.67	3	Horizontal	295	1.98	-	32.54	7.44	31.60
PK	5.9585G	103.38	Inf	-Inf	94.96	3	Horizontal	295	1.98	-	32.58	7.45	31.61
RMS	5.9565G	92.59	Inf	-Inf	84.15	3	Horizontal	295	1.98	-	32.59	7.45	31.60

5.925-6.425GHz_802.11be EHT80_Nss1,(MCS0),RU484+RU242 CP 2_2TX

5985MHz_TX

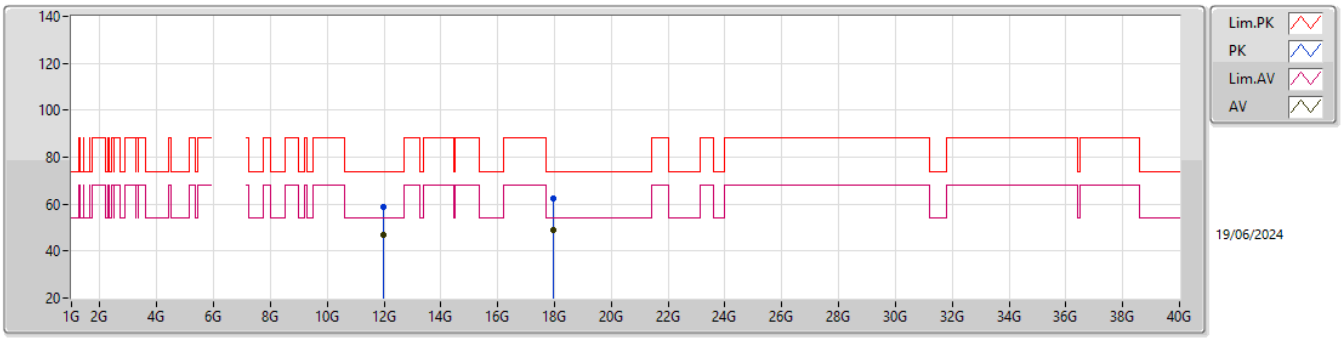

EUT Y_2TX
Setting 18.5
06-K-R-7

Type	Freq	Level	Limit	Margin	Raw	Dist	Condition	Azimuth	Height	Comment	AF	CL	PA
	(Hz)	(dBuV/m)	(dBuV/m)	(dB)	(dBuV)	(m)		(°)	(m)		(dB)	(dB)	(dB)
PK	11.96007G	58.88	74.00	-15.12	42.20	3	Vertical	74	1.54	-	38.86	10.79	32.97
AV	11.98431G	46.68	54.00	-7.32	29.85	3	Vertical	74	1.54	-	39.01	10.80	32.98
PK	17.96544G	62.27	74.00	-11.73	32.03	3	Vertical	260	2.43	-	50.93	13.55	34.24
AV	17.96976G	49.22	54.00	-4.78	18.74	3	Vertical	260	2.43	-	51.17	13.56	34.25

5.925-6.425GHz_802.11be EHT80_Nss1,(MCS0),RU484+RU242 CP 2_2TX

5985MHz_TX

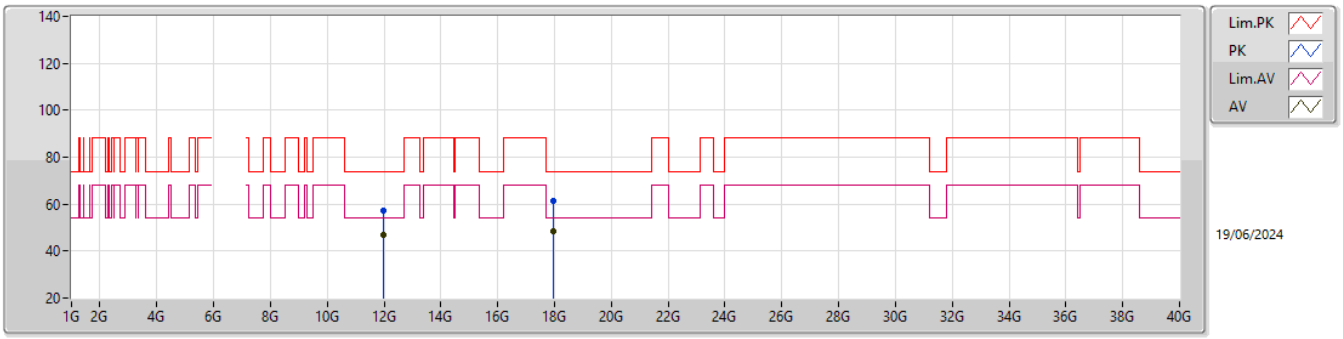

EUT Y_2TX
Setting 18.5
06-K-R-7

Type	Freq	Level	Limit	Margin	Raw	Dist	Condition	Azimuth	Height	Comment	AF	CL	PA
	(Hz)	(dBuV/m)	(dBuV/m)	(dB)	(dBuV)	(m)		(°)	(m)		(dB)	(dB)	(dB)
PK	11.96109G	57.24	74.00	-16.76	40.56	3	Horizontal	221	2.96	-	38.87	10.79	32.98
AV	11.98425G	46.68	54.00	-7.32	29.85	3	Horizontal	221	2.96	-	39.01	10.80	32.98
PK	17.96079G	61.47	74.00	-12.53	31.46	3	Horizontal	265	1.67	-	50.68	13.55	34.22
AV	17.96934G	48.23	54.00	-5.77	17.78	3	Horizontal	265	1.67	-	51.14	13.56	34.25

5.925-6.425GHz_802.11be EHT80_Nss1,(MCS0),RU484+RU242 CP 2_2TX

5985MHz_TX

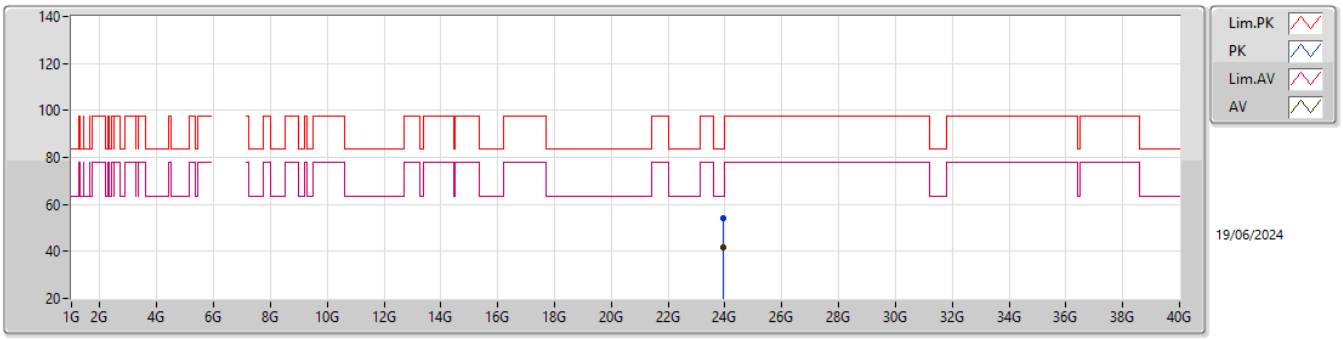

EUT Y_2TX
Setting 18.5
06-K-R-7

Type	Freq	Level	Limit	Margin	Raw	Dist	Condition	Azimuth	Height	Comment	AF	CL	PA
	(Hz)	(dBuV/m)	(dBuV/m)	(dB)	(dBuV)	(m)		(°)	(m)		(dB)	(dB)	(dB)
PK	23.93604G	54.07	83.54	-29.47	44.94	1	Vertical	193	2.75	-	38.87	17.38	47.12
AV	23.93331G	41.96	63.54	-21.58	32.83	1	Vertical	193	2.75	-	38.87	17.38	47.12

5.925-6.425GHz_802.11be EHT80_Nss1,(MCS0),RU484+RU242 CP 2_2TX

5985MHz_TX

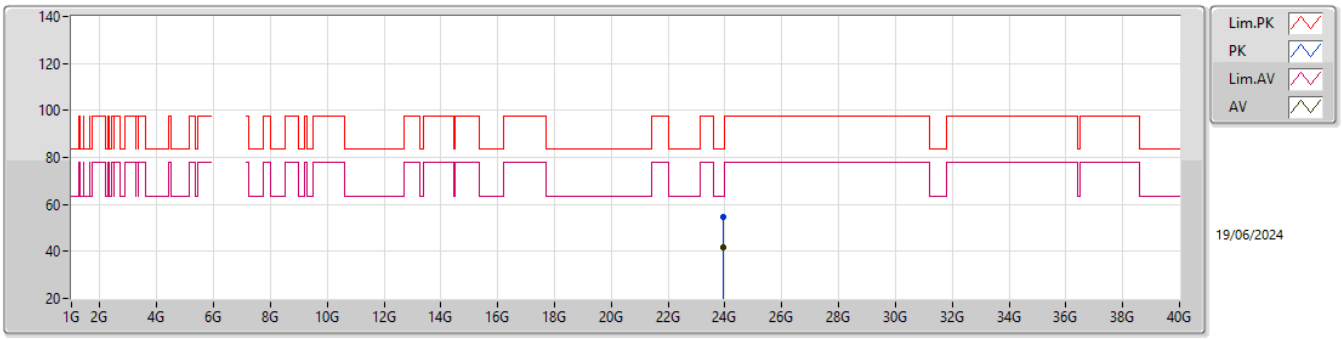

EUT Y_2TX
Setting 18.5
06-K-R-7

Type	Freq	Level	Limit	Margin	Raw	Dist	Condition	Azimuth	Height	Comment	AF	CL	PA
	(Hz)	(dBuV/m)	(dBuV/m)	(dB)	(dBuV)	(m)		(°)	(m)		(dB)	(dB)	(dB)
PK	23.9409G	54.55	83.54	-28.99	45.41	1	Horizontal	322	1.95	-	38.88	17.38	47.12
AV	23.92551G	41.87	63.54	-21.67	32.77	1	Horizontal	322	1.95	-	38.85	17.38	47.13

6.875-7.125GHz_802.11be EHT80_Nss1,(MCS0),RU484+RU242 CP 1_2TX

7025MHz_TX

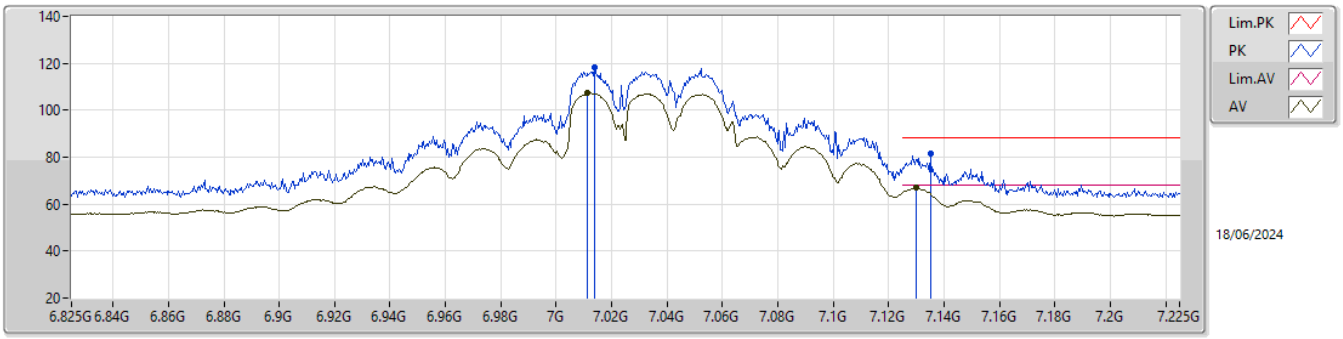

EUT Y_2TX
Setting 22
06-K-R-7-10

Type	Freq	Level	Limit	Margin	Raw	Dist	Condition	Azimuth	Height	Comment	AF	CL	PA
	(Hz)	(dBuV/m)	(dBuV/m)	(dB)	(dBuV)	(m)		(°)	(m)		(dB)	(dB)	(dB)
PK	7.0138G	118.14	Inf	-Inf	106.58	3	Vertical	323	2.04	-	35.58	8.16	32.18
RMS	7.0114G	107.29	Inf	-Inf	95.74	3	Vertical	323	2.04	-	35.57	8.16	32.18
PK	7.135G	81.79	88.20	-6.41	69.65	3	Vertical	323	2.04	-	36.21	8.28	32.35
RMS	7.1298G	66.88	68.20	-1.32	54.77	3	Vertical	323	2.04	-	36.18	8.27	32.34

6.875-7.125GHz_802.11be EHT80_Nss1,(MCS0),RU484+RU242 CP 1_2TX

7025MHz_TX

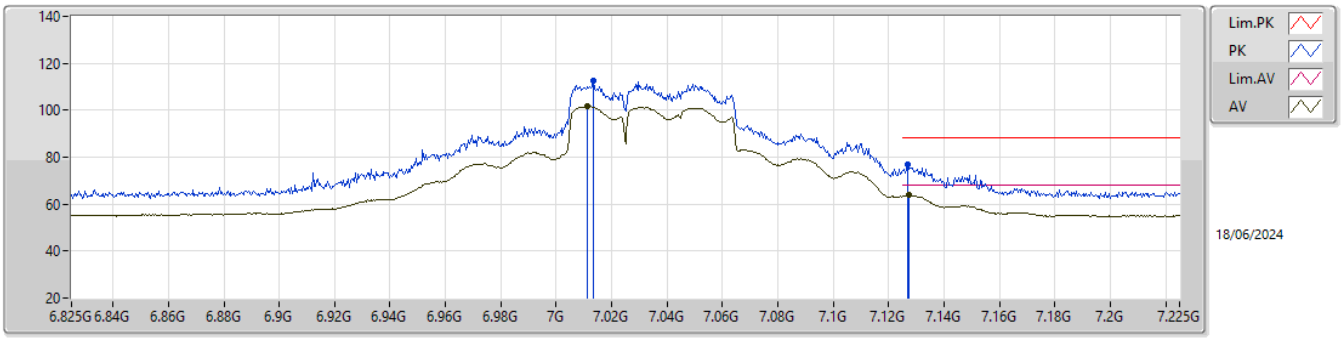

EUT Y_2TX
Setting 22
06-K-R-7-10

Type	Freq	Level	Limit	Margin	Raw	Dist	Condition	Azimuth	Height	Comment	AF	CL	PA
	(Hz)	(dBuV/m)	(dBuV/m)	(dB)	(dBuV)	(m)		(°)	(m)		(dB)	(dB)	(dB)
PK	7.0134G	112.71	Inf	-Inf	101.15	3	Horizontal	2	2.95	-	35.58	8.16	32.18
RMS	7.0114G	101.69	Inf	-Inf	90.14	3	Horizontal	2	2.95	-	35.57	8.16	32.18
PK	7.127G	76.81	88.20	-11.39	64.72	3	Horizontal	2	2.95	-	36.16	8.27	32.34
RMS	7.1274G	63.72	68.20	-4.48	51.63	3	Horizontal	2	2.95	-	36.16	8.27	32.34

6.875-7.125GHz_802.11be EHT80_Nss1,(MCS0),RU484+RU242 CP 1_2TX

7025MHz_TX

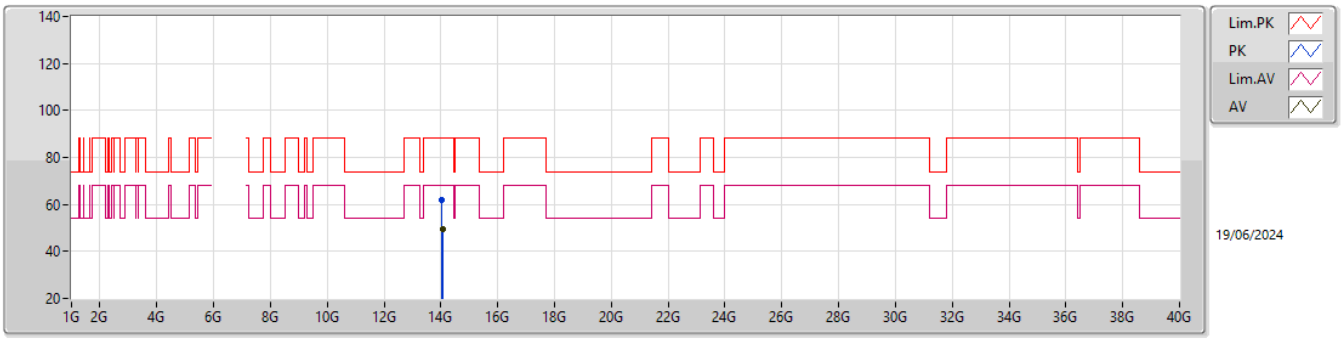

EUT Y_2TX
Setting 22
06-K-R-7

Type	Freq	Level	Limit	Margin	Raw	Dist	Condition	Azimuth	Height	Comment	AF	CL	PA
	(Hz)	(dBuV/m)	(dBuV/m)	(dB)	(dBuV)	(m)		(°)	(m)		(dB)	(dB)	(dB)
PK	14.04565G	61.88	88.20	-26.32	41.60	3	Vertical	243	1.65	-	40.90	11.74	32.36
RMS	14.06365G	49.64	68.20	-18.56	29.36	3	Vertical	243	1.65	-	40.90	11.75	32.37

6.875-7.125GHz_802.11be EHT80_Nss1,(MCS0),RU484+RU242 CP 1_2TX

7025MHz_TX

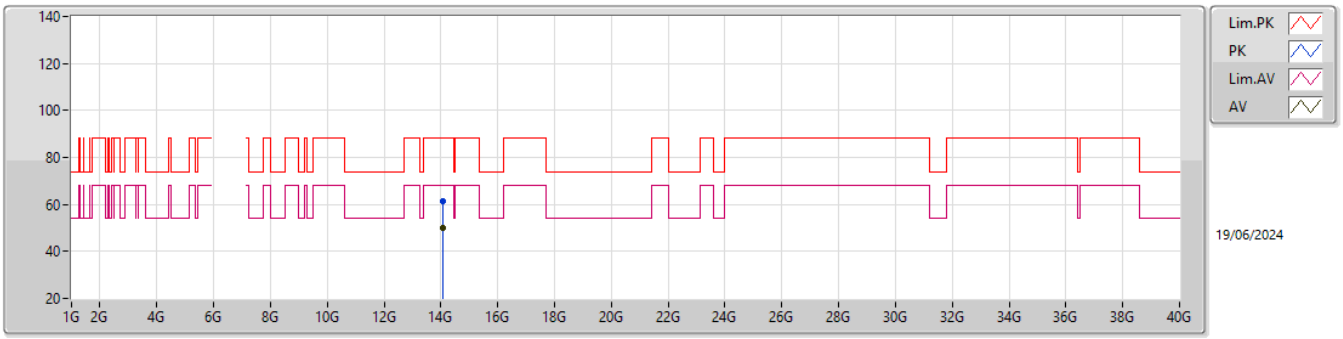

EUT Y_2TX
Setting 22
06-K-R-7

Type	Freq	Level	Limit	Margin	Raw	Dist	Condition	Azimuth	Height	Comment	AF	CL	PA
	(Hz)	(dBuV/m)	(dBuV/m)	(dB)	(dBuV)	(m)		(°)	(m)		(dB)	(dB)	(dB)
PK	14.06464G	61.26	88.20	-26.94	40.98	3	Horizontal	335	2.67	-	40.90	11.75	32.37
RMS	14.06119G	49.79	68.20	-18.41	29.51	3	Horizontal	335	2.67	-	40.90	11.75	32.37

6.875-7.125GHz_802.11be EHT80_Nss1,(MCS0),RU484+RU242 CP 1_2TX

7025MHz_TX

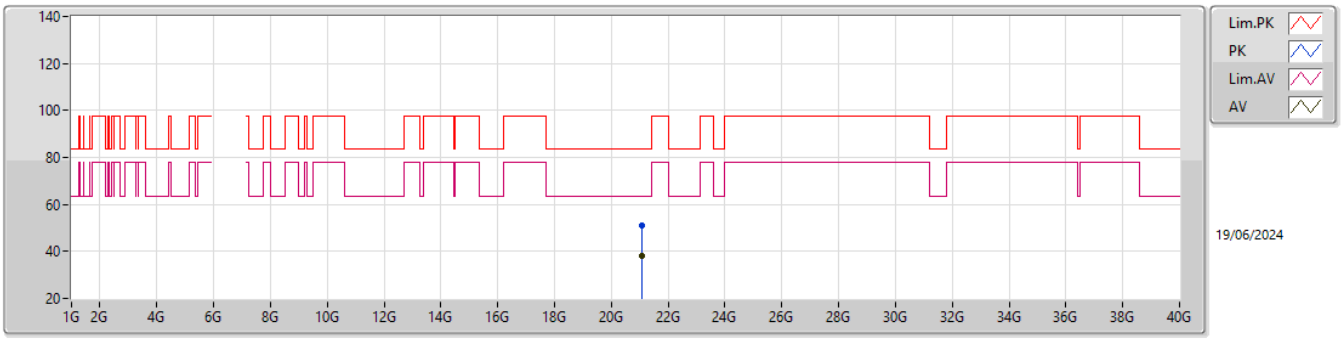

EUT Y_2TX
Setting 22
06-K-R-7

Type	Freq	Level	Limit	Margin	Raw	Dist	Condition	Azimuth	Height	Comment	AF	CL	PA
	(Hz)	(dBuV/m)	(dBuV/m)	(dB)	(dBuV)	(m)		(°)	(m)		(dB)	(dB)	(dB)
PK	21.0879G	50.98	83.54	-32.56	45.61	1	Vertical	183	2.10	-	38.17	16.07	48.87
AV	21.06015G	38.04	63.54	-25.50	32.52	1	Vertical	183	2.10	-	38.34	16.05	48.87

6.875-7.125GHz_802.11be EHT80_Nss1,(MCS0),RU484+RU242 CP 1_2TX

7025MHz_TX

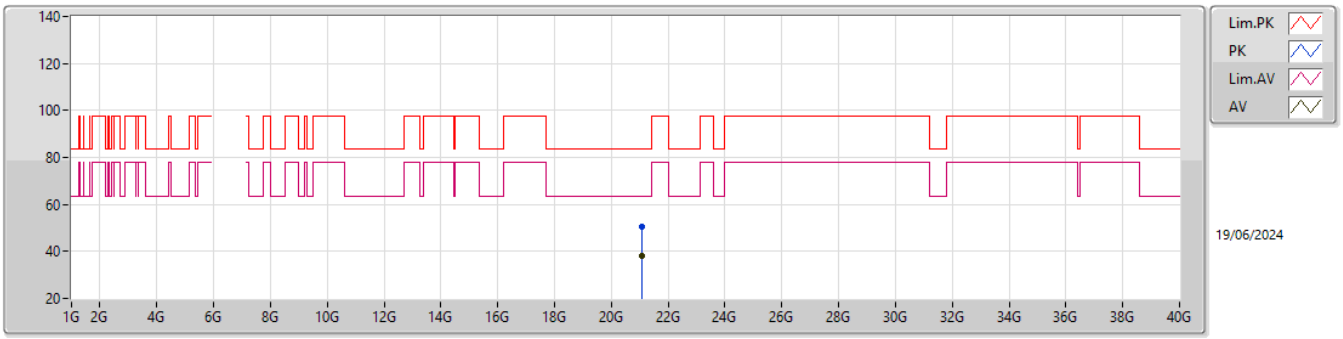

EUT Y_2TX
Setting 22
06-K-R-7

Type	Freq	Level	Limit	Margin	Raw	Dist	Condition	Azimuth	Height	Comment	AF	CL	PA
	(Hz)	(dBuV/m)	(dBuV/m)	(dB)	(dBuV)	(m)		(°)	(m)		(dB)	(dB)	(dB)
PK	21.07791G	50.57	83.54	-32.97	45.15	1	Horizontal	242	1.58	-	38.23	16.06	48.87
AV	21.07314G	38.02	63.54	-25.52	32.57	1	Horizontal	242	1.58	-	38.26	16.06	48.87

5.925-6.425GHz_802.11be EHT160_Nss1,(MCS0),RU996+RU484+RU242 CP 8_2TX

6025MHz_TX

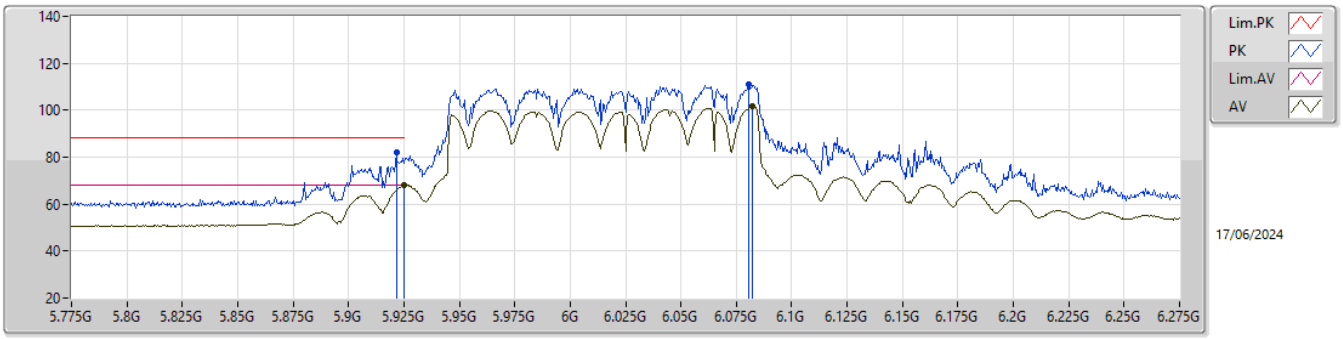

EUT Y_2TX
Setting 19.5
06-K-R-7-10

Type	Freq	Level	Limit	Margin	Raw	Dist	Condition	Azimuth	Height	Comment	AF	CL	PA
	(Hz)	(dBuV/m)	(dBuV/m)	(dB)	(dBuV)	(m)		(°)	(m)		(dB)	(dB)	(dB)
PK	5.9215G	82.04	88.20	-6.16	73.66	3	Vertical	60	1.74	-	32.54	7.44	31.60
RMS	5.925G	68.01	68.20	-0.19	59.62	3	Vertical	60	1.74	-	32.55	7.44	31.60
PK	6.0805G	110.79	Inf	-Inf	102.09	3	Vertical	60	1.74	-	32.60	7.53	31.43
RMS	6.082G	101.49	Inf	-Inf	92.78	3	Vertical	60	1.74	-	32.60	7.54	31.43

5.925-6.425GHz_802.11be EHT160_Nss1,(MCS0),RU996+RU484+RU242 CP 8_2TX

6025MHz_TX

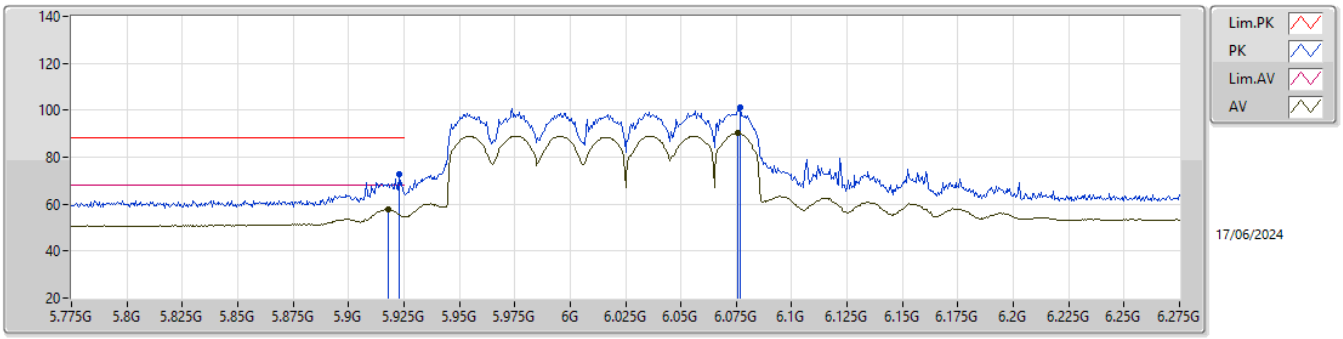

EUT Y_2TX
Setting 19.5
06-K-R-7-10

Type	Freq	Level	Limit	Margin	Raw	Dist	Condition	Azimuth	Height	Comment	AF	CL	PA
	(Hz)	(dBuV/m)	(dBuV/m)	(dB)	(dBuV)	(m)		(°)	(m)		(dB)	(dB)	(dB)
PK	5.923G	72.53	88.20	-15.67	64.14	3	Horizontal	294	1.84	-	32.55	7.44	31.60
RMS	5.918G	57.68	68.20	-10.52	49.30	3	Horizontal	294	1.84	-	32.54	7.44	31.60
PK	6.077G	100.96	Inf	-Inf	92.27	3	Horizontal	294	1.84	-	32.60	7.53	31.44
RMS	6.0755G	90.16	Inf	-Inf	81.47	3	Horizontal	294	1.84	-	32.60	7.53	31.44

5.925-6.425GHz_802.11be EHT160_Nss1,(MCS0),RU996+RU484+RU242 CP 8_2TX

6025MHz_TX

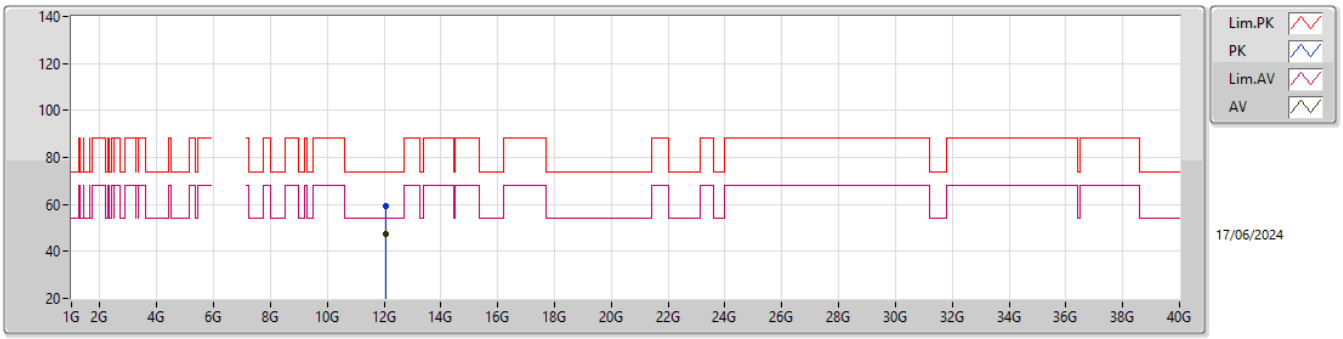

EUT Y_2TX
Setting 19.5
06-K-R-7

Type	Freq	Level	Limit	Margin	Raw	Dist	Condition	Azimuth	Height	Comment	AF	CL	PA
	(Hz)	(dBuV/m)	(dBuV/m)	(dB)	(dBuV)	(m)		(°)	(m)		(dB)	(dB)	(dB)
PK	12.05378G	59.54	74.00	-14.46	42.44	3	Vertical	228	2.84	-	39.21	10.83	32.94
AV	12.05516G	47.38	54.00	-6.62	30.27	3	Vertical	228	2.84	-	39.21	10.84	32.94

5.925-6.425GHz_802.11be EHT160_Nss1,(MCS0),RU996+RU484+RU242 CP 8_2TX

6025MHz_TX

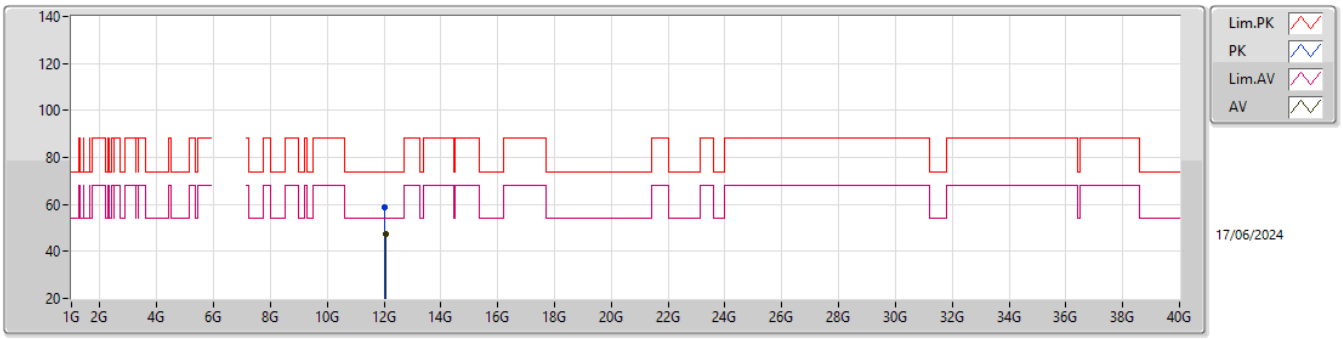

EUT Y_2TX
Setting 19.5
06-K-R-7

Type	Freq	Level	Limit	Margin	Raw	Dist	Condition	Azimuth	Height	Comment	AF	CL	PA
	(Hz)	(dBuV/m)	(dBuV/m)	(dB)	(dBuV)	(m)		(°)	(m)		(dB)	(dB)	(dB)
PK	12.04193G	58.85	74.00	-15.15	41.79	3	Horizontal	71	2.99	-	39.18	10.83	32.95
AV	12.05828G	47.41	54.00	-6.59	30.28	3	Horizontal	71	2.99	-	39.22	10.84	32.93

5.925-6.425GHz_802.11be EHT160_Nss1,(MCS0),RU996+RU484+RU242 CP 8_2TX

6025MHz_TX

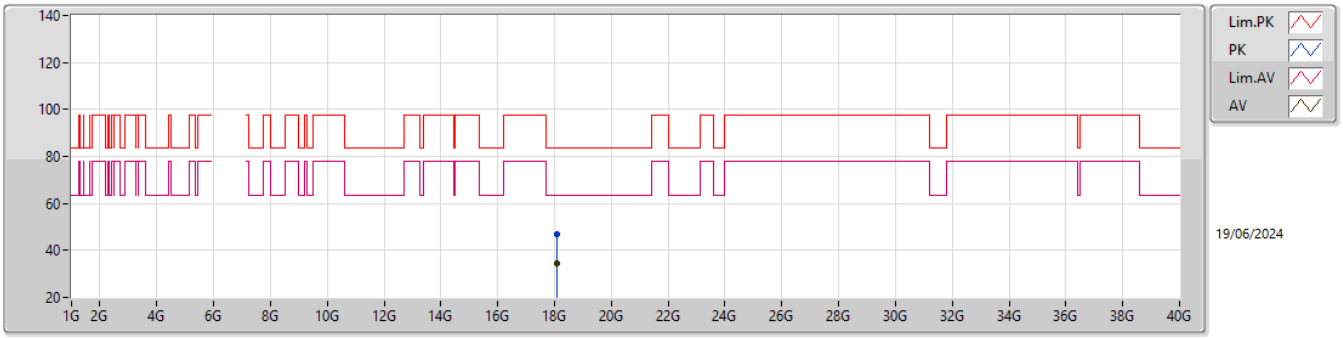

EUT Y_2TX
Setting 19.5
06-K-R-7

Type	Freq	Level	Limit	Margin	Raw	Dist	Condition	Azimuth	Height	Comment	AF	CL	PA
	(Hz)	(dBuV/m)	(dBuV/m)	(dB)	(dBuV)	(m)		(°)	(m)		(dB)	(dB)	(dB)
PK	18.07731G	46.95	83.54	-36.59	43.62	1	Vertical	12	1.13	-	37.51	15.30	49.48
AV	18.08961G	34.62	63.54	-28.92	31.24	1	Vertical	12	1.13	-	37.56	15.30	49.48

5.925-6.425GHz_802.11be EHT160_Nss1,(MCS0),RU996+RU484+RU242 CP 8_2TX

6025MHz_TX

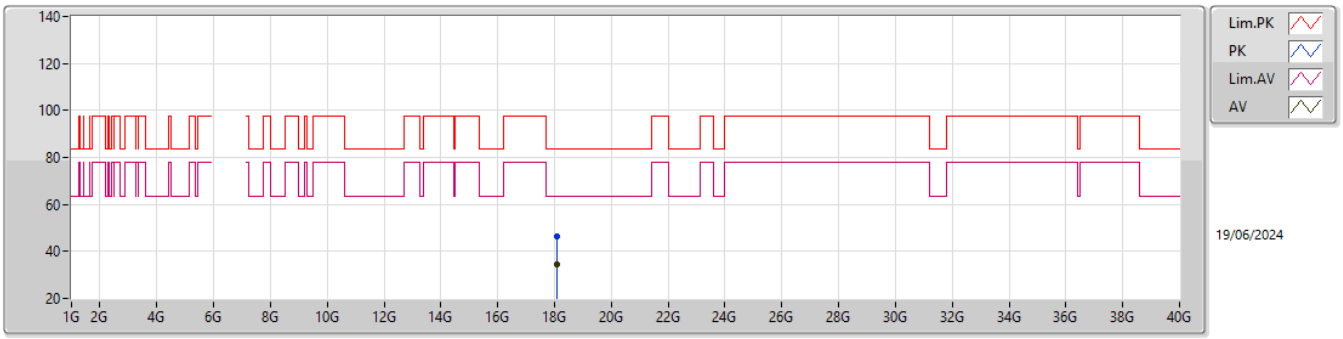

EUT Y_2TX
Setting 19.5
06-K-R-7

Type	Freq	Level	Limit	Margin	Raw	Dist	Condition	Azimuth	Height	Comment	AF	CL	PA
	(Hz)	(dBuV/m)	(dBuV/m)	(dB)	(dBuV)	(m)		(°)	(m)		(dB)	(dB)	(dB)
PK	18.07044G	46.22	83.54	-37.32	42.91	1	Horizontal	212	2.45	-	37.48	15.30	49.47
AV	18.08943G	34.62	63.54	-28.92	31.24	1	Horizontal	212	2.45	-	37.56	15.30	49.48

5.925-6.425GHz_802.11be EHT160_Nss1,(MCS0),RU996+RU484 CP 4_2TX

6025MHz_TX

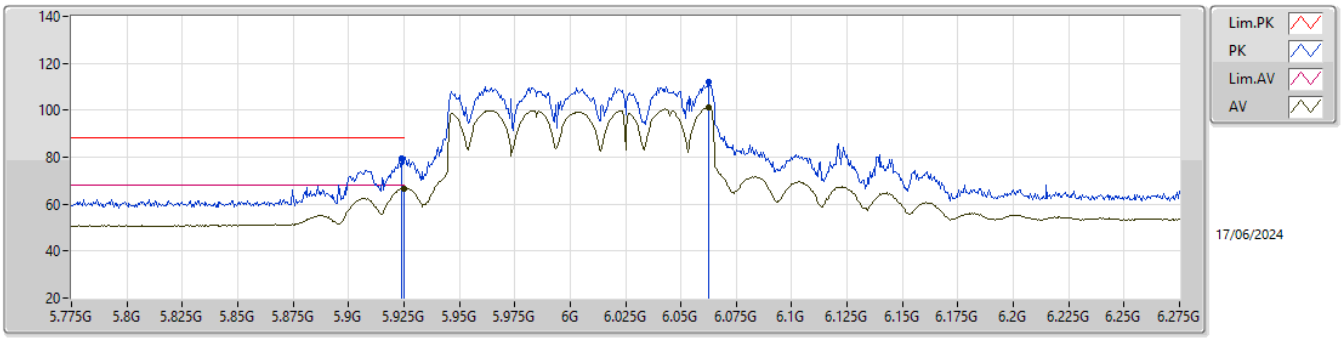

EUT Y_2TX
Setting 19
06-K-R-7-10

Type	Freq	Level	Limit	Margin	Raw	Dist	Condition	Azimuth	Height	Comment	AF	CL	PA
	(Hz)	(dBuV/m)	(dBuV/m)	(dB)	(dBuV)	(m)		(°)	(m)		(dB)	(dB)	(dB)
PK	5.924G	79.28	88.20	-8.92	70.89	3	Vertical	65	1.77	-	32.55	7.44	31.60
RMS	5.925G	66.67	68.20	-1.53	58.28	3	Vertical	65	1.77	-	32.55	7.44	31.60
PK	6.0625G	111.93	Inf	-Inf	103.28	3	Vertical	65	1.77	-	32.60	7.52	31.47
RMS	6.0625G	101.41	Inf	-Inf	92.76	3	Vertical	65	1.77	-	32.60	7.52	31.47

5.925-6.425GHz_802.11be EHT160_Nss1,(MCS0),RU996+RU484 CP 4_2TX

6025MHz_TX

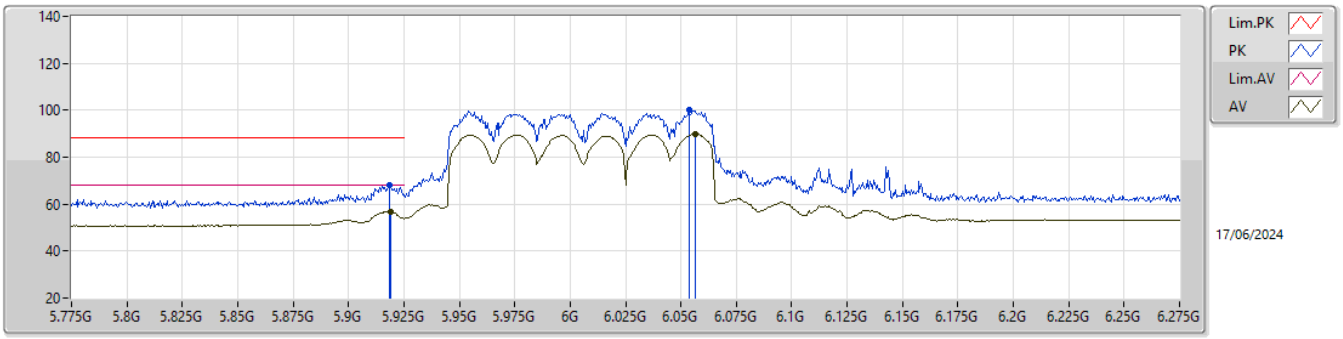

EUT Y_2TX
Setting 19
06-K-R-7-10

Type	Freq	Level	Limit	Margin	Raw	Dist	Condition	Azimuth	Height	Comment	AF	CL	PA
	(Hz)	(dBuV/m)	(dBuV/m)	(dB)	(dBuV)	(m)		(°)	(m)		(dB)	(dB)	(dB)
PK	5.9185G	67.92	88.20	-20.28	59.54	3	Horizontal	295	1.90	-	32.54	7.44	31.60
RMS	5.919G	56.82	68.20	-11.38	48.44	3	Horizontal	295	1.90	-	32.54	7.44	31.60
PK	6.0535G	100.42	Inf	-Inf	91.80	3	Horizontal	295	1.90	-	32.60	7.51	31.49
RMS	6.0565G	90.05	Inf	-Inf	81.42	3	Horizontal	295	1.90	-	32.60	7.52	31.49

5.925-6.425GHz_802.11be EHT160_Nss1,(MCS0),RU996+RU484 CP 4_2TX

6025MHz_TX

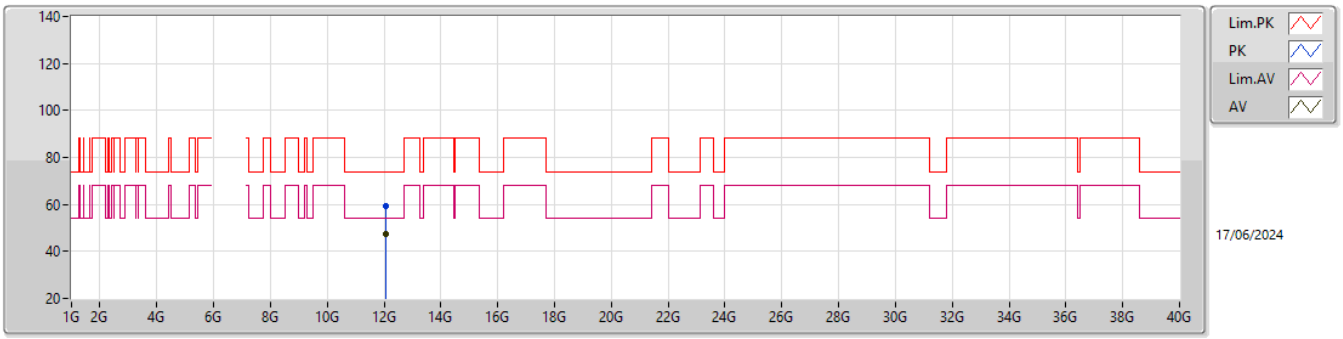

EUT Y_2TX
Setting 19
06-K-R-7

Type	Freq	Level	Limit	Margin	Raw	Dist	Condition	Azimuth	Height	Comment	AF	CL	PA
	(Hz)	(dBuV/m)	(dBuV/m)	(dB)	(dBuV)	(m)		(°)	(m)		(dB)	(dB)	(dB)
PK	12.06086G	59.12	74.00	-14.88	41.99	3	Vertical	150	2.34	-	39.22	10.84	32.93
AV	12.06446G	47.28	54.00	-6.72	30.14	3	Vertical	150	2.34	-	39.23	10.84	32.93

5.925-6.425GHz_802.11be EHT160_Nss1,(MCS0),RU996+RU484 CP 4_2TX

6025MHz_TX

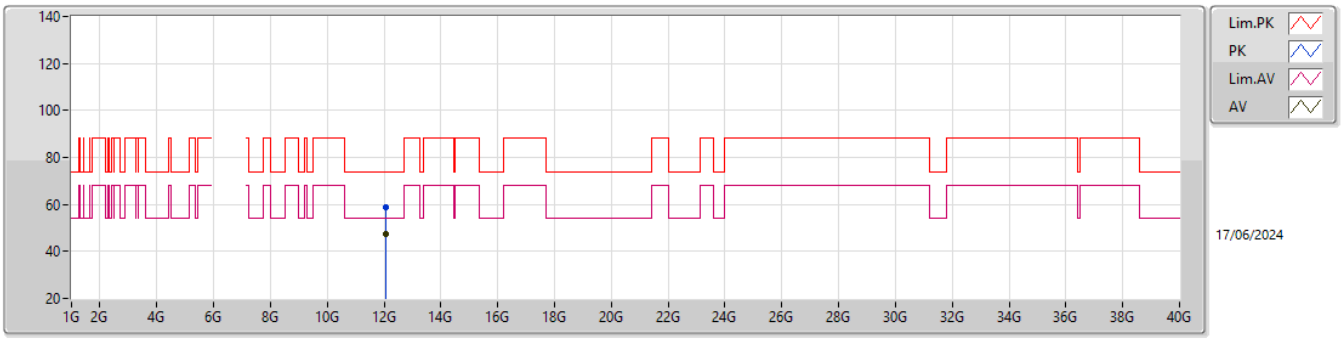

EUT Y_2TX
Setting 19
06-K-R-7

Type	Freq	Level	Limit	Margin	Raw	Dist	Condition	Azimuth	Height	Comment	AF	CL	PA
	(Hz)	(dBuV/m)	(dBuV/m)	(dB)	(dBuV)	(m)		(°)	(m)		(dB)	(dB)	(dB)
PK	12.05684G	59.04	74.00	-14.96	41.93	3	Horizontal	175	2.49	-	39.21	10.84	32.94
AV	12.06125G	47.48	54.00	-6.52	30.35	3	Horizontal	175	2.49	-	39.22	10.84	32.93

5.925-6.425GHz_802.11be EHT160_Nss1,(MCS0),RU996+RU484 CP 4_2TX

6025MHz_TX

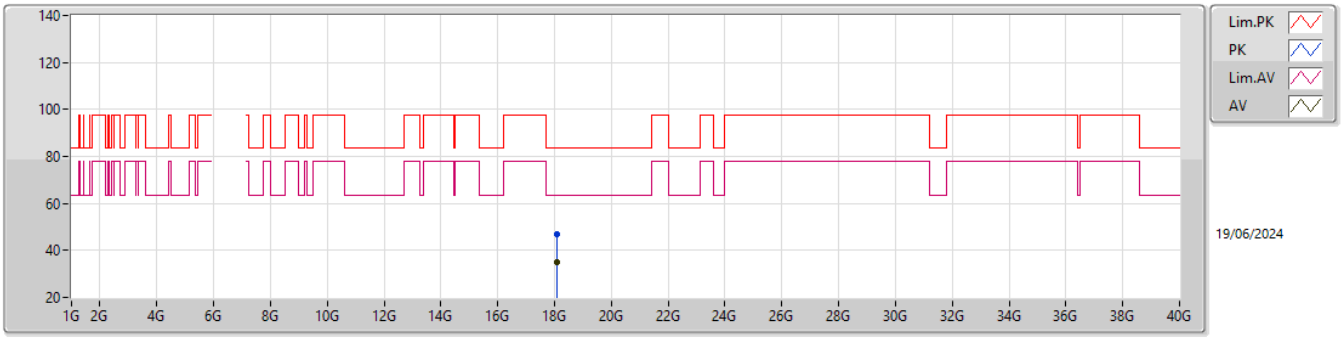

EUT Y_2TX
Setting 19
06-K-R-7

Type	Freq	Level	Limit	Margin	Raw	Dist	Condition	Azimuth	Height	Comment	AF	CL	PA
	(Hz)	(dBuV/m)	(dBuV/m)	(dB)	(dBuV)	(m)		(°)	(m)		(dB)	(dB)	(dB)
PK	18.07785G	46.89	83.54	-36.65	43.56	1	Vertical	23	1.02	-	37.51	15.30	49.48
AV	18.08982G	34.78	63.54	-28.76	31.40	1	Vertical	23	1.02	-	37.56	15.30	49.48

5.925-6.425GHz_802.11be EHT160_Nss1,(MCS0),RU996+RU484 CP 4_2TX

6025MHz_TX

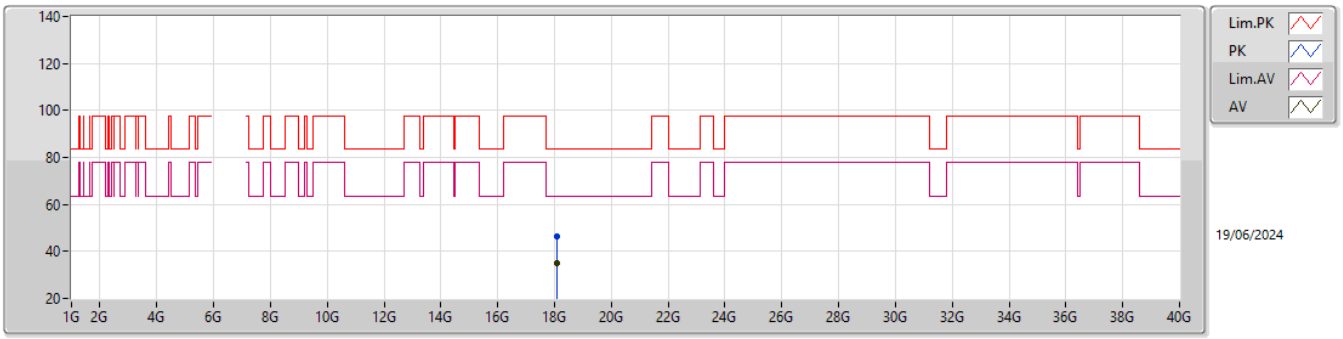

EUT Y_2TX
Setting 19
06-K-R-7

Type	Freq	Level	Limit	Margin	Raw	Dist	Condition	Azimuth	Height	Comment	AF	CL	PA
	(Hz)	(dBuV/m)	(dBuV/m)	(dB)	(dBuV)	(m)		(°)	(m)		(dB)	(dB)	(dB)
PK	18.08976G	46.14	83.54	-37.40	42.76	1	Horizontal	80	2.83	-	37.56	15.30	49.48
AV	18.08949G	34.77	63.54	-28.77	31.39	1	Horizontal	80	2.83	-	37.56	15.30	49.48

6.875-7.125GHz_802.11be EHT160_Nss1,(MCS0),RU996+RU484+RU242 CP 3_2TX

6985MHz_TX

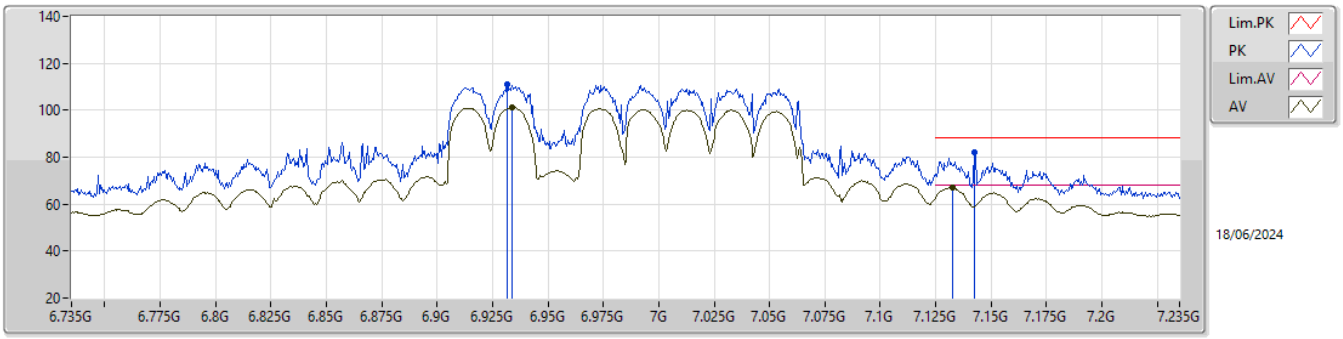

EUT Y_2TX
Setting 19.5
06-K-R-7-10

Type	Freq	Level	Limit	Margin	Raw	Dist	Condition	Azimuth	Height	Comment	AF	CL	PA
	(Hz)	(dBuV/m)	(dBuV/m)	(dB)	(dBuV)	(m)		(°)	(m)		(dB)	(dB)	(dB)
PK	6.9315G	111.12	Inf	-Inf	99.77	3	Vertical	325	1.80	-	35.19	8.09	31.93
RMS	6.934G	101.24	Inf	-Inf	89.89	3	Vertical	325	1.80	-	35.20	8.09	31.94
PK	7.1425G	81.88	88.20	-6.32	69.69	3	Vertical	325	1.80	-	36.26	8.29	32.36
RMS	7.1325G	67.10	68.20	-1.10	54.98	3	Vertical	325	1.80	-	36.19	8.28	32.35

6.875-7.125GHz_802.11be EHT160_Nss1,(MCS0),RU996+RU484+RU242 CP 3_2TX

6985MHz_TX

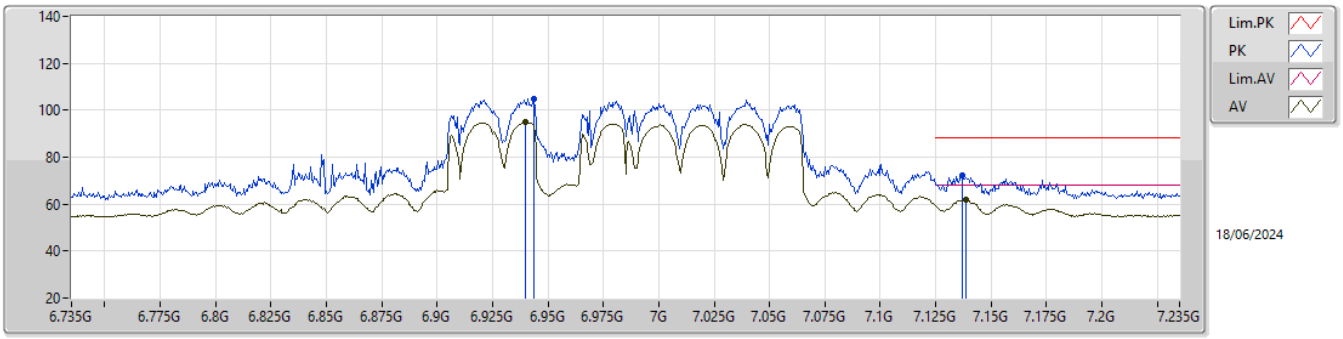

EUT Y_2TX
Setting 19.5
06-K-R-7-10

Type	Freq	Level	Limit	Margin	Raw	Dist	Condition	Azimuth	Height	Comment	AF	CL	PA
	(Hz)	(dBuV/m)	(dBuV/m)	(dB)	(dBuV)	(m)		(°)	(m)		(dB)	(dB)	(dB)
PK	6.9435G	104.76	Inf	-Inf	93.37	3	Horizontal	4	1.24	-	35.26	8.10	31.97
RMS	6.94G	94.91	Inf	-Inf	83.53	3	Horizontal	4	1.24	-	35.24	8.10	31.96
PK	7.137G	72.41	88.20	-15.79	60.26	3	Horizontal	4	1.24	-	36.22	8.28	32.35
RMS	7.1385G	61.77	68.20	-6.43	49.62	3	Horizontal	4	1.24	-	36.23	8.28	32.36

6.875-7.125GHz_802.11be EHT160_Nss1,(MCS0),RU996+RU484+RU242 CP 3_2TX

6985MHz_TX

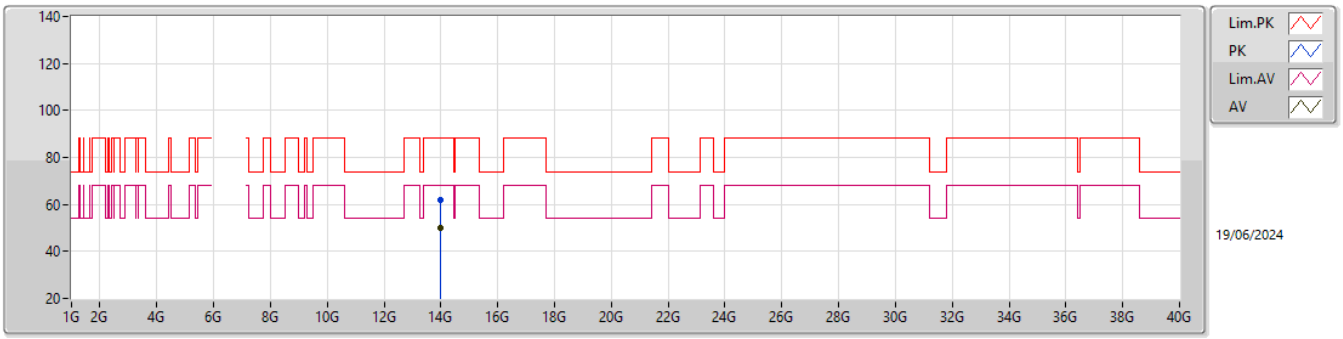

EUT Y_2TX
Setting 19.5
06-K-R-7

Type	Freq	Level	Limit	Margin	Raw	Dist	Condition	Azimuth	Height	Comment	AF	CL	PA
	(Hz)	(dBuV/m)	(dBuV/m)	(dB)	(dBuV)	(m)		(°)	(m)		(dB)	(dB)	(dB)
PK	13.97927G	62.08	88.20	-26.12	41.91	3	Vertical	47	1.50	-	40.82	11.71	32.36
RMS	13.98158G	49.94	68.20	-18.26	29.76	3	Vertical	47	1.50	-	40.83	11.71	32.36

6.875-7.125GHz_802.11be EHT160_Nss1,(MCS0),RU996+RU484+RU242 CP 3_2TX

6985MHz_TX

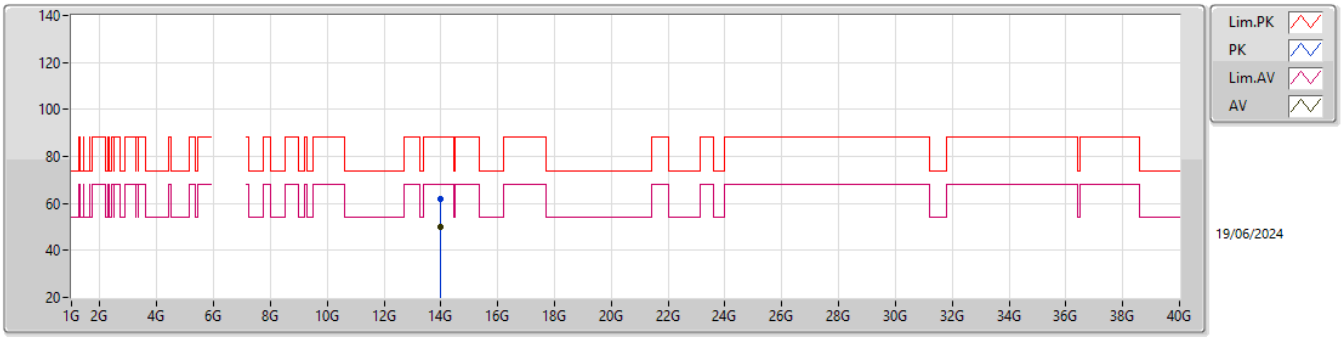

EUT Y_2TX
Setting 19.5
06-K-R-7

Type	Freq	Level	Limit	Margin	Raw	Dist	Condition	Azimuth	Height	Comment	AF	CL	PA
	(Hz)	(dBuV/m)	(dBuV/m)	(dB)	(dBuV)	(m)		(°)	(m)		(dB)	(dB)	(dB)
PK	13.98368G	61.66	88.20	-26.54	41.47	3	Horizontal	284	2.08	-	40.83	11.71	32.35
RMS	13.97918G	50.00	68.20	-18.20	29.83	3	Horizontal	284	2.08	-	40.82	11.71	32.36

6.875-7.125GHz_802.11be EHT160_Nss1,(MCS0),RU996+RU484+RU242 CP 3_2TX

6985MHz_TX

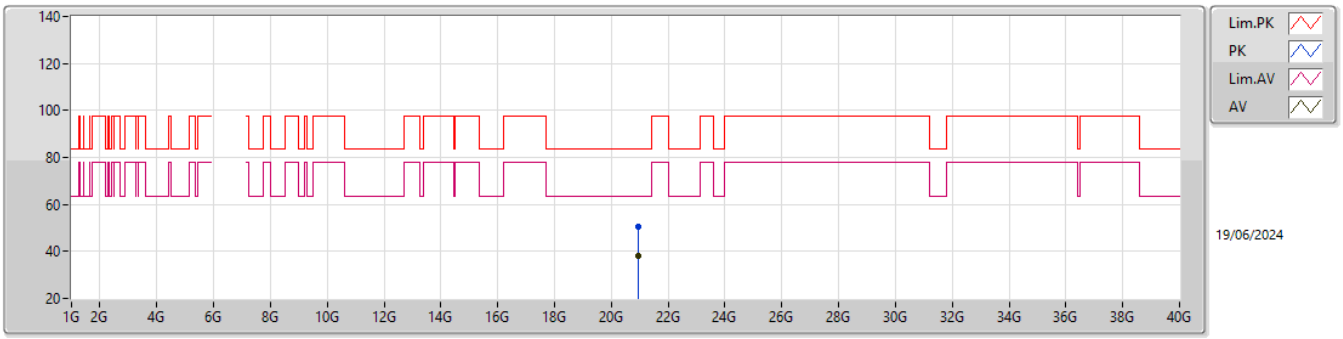

EUT Y_2TX
Setting 19.5
06-K-R-7

Type	Freq	Level	Limit	Margin	Raw	Dist	Condition	Azimuth	Height	Comment	AF	CL	PA
	(Hz)	(dBuV/m)	(dBuV/m)	(dB)	(dBuV)	(m)		(°)	(m)		(dB)	(dB)	(dB)
PK	20.95638G	50.55	83.54	-32.99	45.41	1	Vertical	103	2.94	-	38.07	15.97	48.90
AV	20.96805G	37.91	63.54	-25.63	32.81	1	Vertical	103	2.94	-	38.03	15.97	48.90

6.875-7.125GHz_802.11be EHT160_Nss1,(MCS0),RU996+RU484+RU242 CP 3_2TX

6985MHz_TX

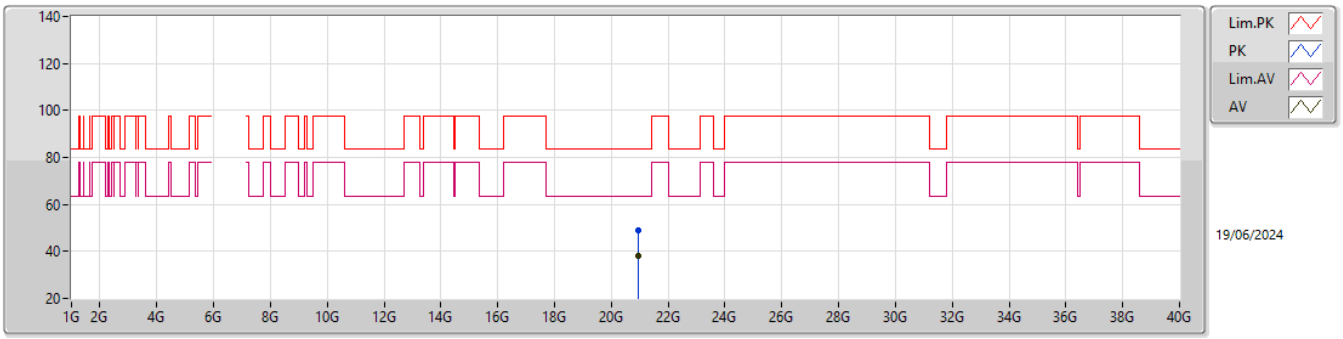

EUT Y_2TX
Setting 19.5
06-K-R-7

Type	Freq	Level	Limit	Margin	Raw	Dist	Condition	Azimuth	Height	Comment	AF	CL	PA
	(Hz)	(dBuV/m)	(dBuV/m)	(dB)	(dBuV)	(m)		(°)	(m)		(dB)	(dB)	(dB)
PK	20.95092G	49.12	83.54	-34.42	43.97	1	Horizontal	281	1.68	-	38.10	15.96	48.91
AV	20.96793G	37.97	63.54	-25.57	32.87	1	Horizontal	281	1.68	-	38.03	15.97	48.90

6.875-7.125GHz_802.11be EHT160_Nss1,(MCS0),RU996+RU484 CP 2_2TX

6985MHz_TX

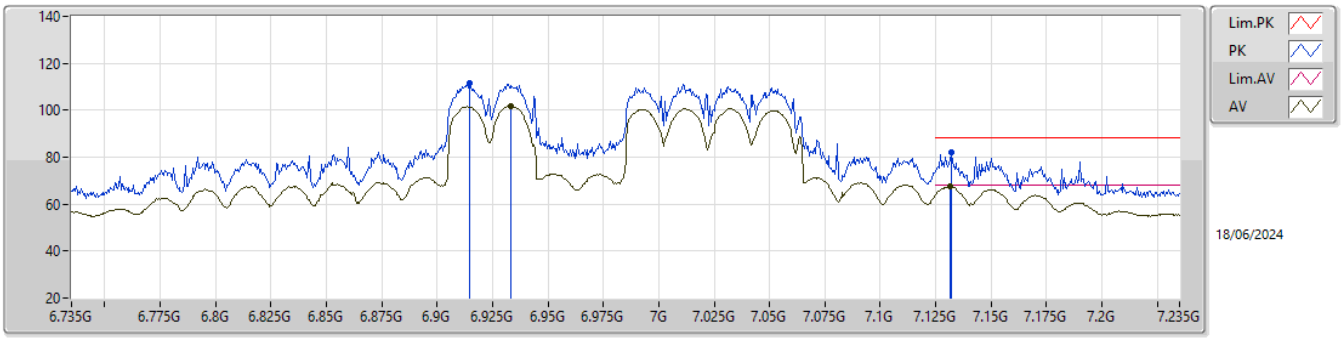

EUT Y_2TX
Setting 19.5
06-K-R-7-10

Type	Freq	Level	Limit	Margin	Raw	Dist	Condition	Azimuth	Height	Comment	AF	CL	PA
	(Hz)	(dBuV/m)	(dBuV/m)	(dB)	(dBuV)	(m)		(°)	(m)		(dB)	(dB)	(dB)
PK	6.9145G	111.64	Inf	-Inf	100.35	3	Vertical	323	2.04	-	35.09	8.08	31.88
RMS	6.9335G	101.78	Inf	-Inf	90.43	3	Vertical	323	2.04	-	35.20	8.09	31.94
PK	7.132G	81.88	88.20	-6.32	69.76	3	Vertical	323	2.04	-	36.19	8.28	32.35
RMS	7.1315G	67.54	68.20	-0.66	55.43	3	Vertical	323	2.04	-	36.19	8.27	32.35

6.875-7.125GHz_802.11be EHT160_Nss1,(MCS0),RU996+RU484 CP 2_2TX

6985MHz_TX

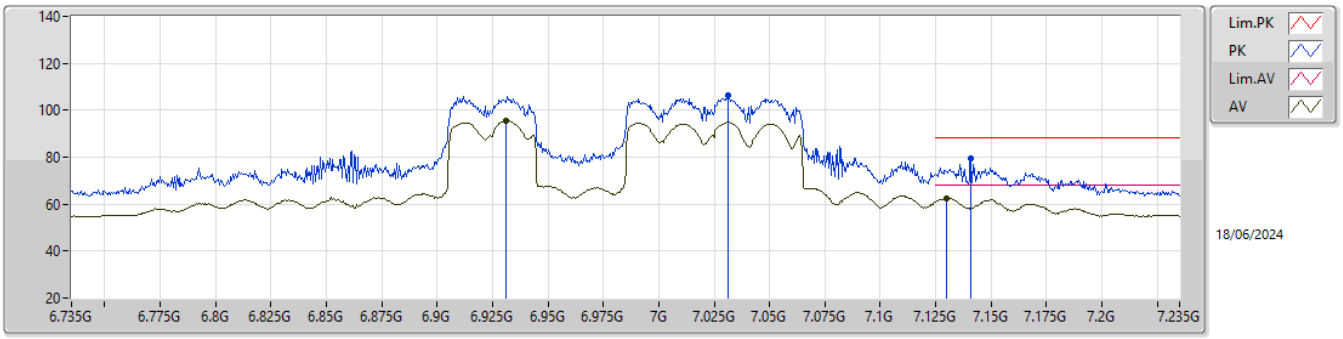

EUT Y_2TX
Setting 19.5
06-K-R-7-10

Type	Freq	Level	Limit	Margin	Raw	Dist	Condition	Azimuth	Height	Comment	AF	CL	PA
	(Hz)	(dBuV/m)	(dBuV/m)	(dB)	(dBuV)	(m)		(°)	(m)		(dB)	(dB)	(dB)
PK	7.0315G	106.37	Inf	-Inf	94.70	3	Horizontal	3	3.00	-	35.69	8.18	32.20
RMS	6.931G	95.48	Inf	-Inf	84.13	3	Horizontal	3	3.00	-	35.19	8.09	31.93
PK	7.141G	79.50	88.20	-8.70	67.33	3	Horizontal	3	3.00	-	36.25	8.28	32.36
RMS	7.13G	62.45	68.20	-5.75	50.34	3	Horizontal	3	3.00	-	36.18	8.27	32.34

6.875-7.125GHz_802.11be EHT160_Nss1,(MCS0),RU996+RU484 CP 2_2TX

6985MHz_TX

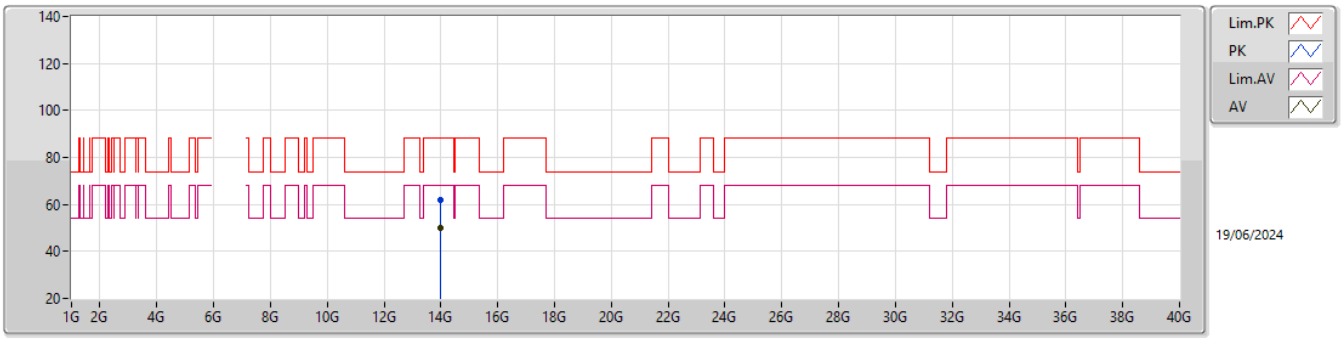

EUT Y_2TX
Setting 19.5
06-K-R-7

Type	Freq	Level	Limit	Margin	Raw	Dist	Condition	Azimuth	Height	Comment	AF	CL	PA
	(Hz)	(dBuV/m)	(dBuV/m)	(dB)	(dBuV)	(m)		(°)	(m)		(dB)	(dB)	(dB)
PK	13.97537G	61.93	88.20	-26.27	41.79	3	Vertical	231	1.61	-	40.80	11.71	32.37
RMS	13.97855G	49.99	68.20	-18.21	29.83	3	Vertical	231	1.61	-	40.81	11.71	32.36

6.875-7.125GHz_802.11be EHT160_Nss1,(MCS0),RU996+RU484 CP 2_2TX

6985MHz_TX

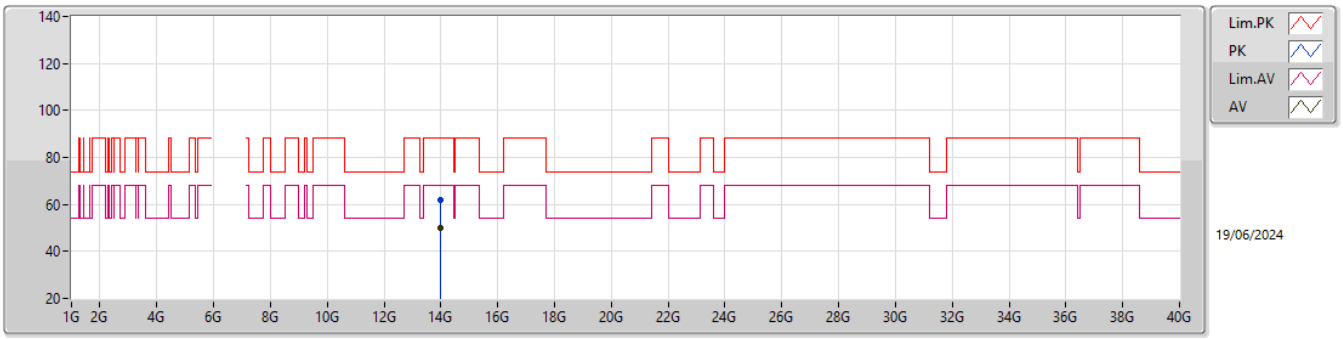

EUT Y_2TX
Setting 19.5
06-K-R-7

Type	Freq	Level	Limit	Margin	Raw	Dist	Condition	Azimuth	Height	Comment	AF	CL	PA
	(Hz)	(dBuV/m)	(dBuV/m)	(dB)	(dBuV)	(m)		(°)	(m)		(dB)	(dB)	(dB)
PK	13.96568G	61.80	88.20	-26.40	41.72	3	Horizontal	2	2.88	-	40.76	11.70	32.38
RMS	13.98494G	50.04	68.20	-18.16	29.84	3	Horizontal	2	2.88	-	40.84	11.71	32.35

6.875-7.125GHz_802.11be EHT160_Nss1,(MCS0),RU996+RU484 CP 2_2TX

6985MHz_TX

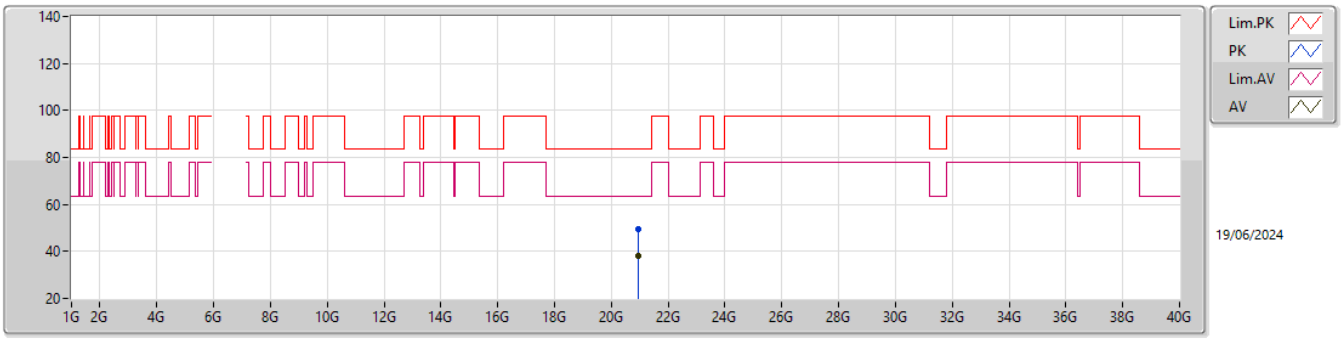

EUT Y_2TX
Setting 19.5
06-K-R-7

Type	Freq	Level	Limit	Margin	Raw	Dist	Condition	Azimuth	Height	Comment	AF	CL	PA
	(Hz)	(dBuV/m)	(dBuV/m)	(dB)	(dBuV)	(m)		(°)	(m)		(dB)	(dB)	(dB)
PK	20.96451G	49.57	83.54	-33.97	44.46	1	Vertical	206	2.46	-	38.04	15.97	48.90
AV	20.96877G	37.91	63.54	-25.63	32.81	1	Vertical	206	2.46	-	38.02	15.98	48.90

6.875-7.125GHz_802.11be EHT160_Nss1,(MCS0),RU996+RU484 CP 2_2TX

6985MHz_TX

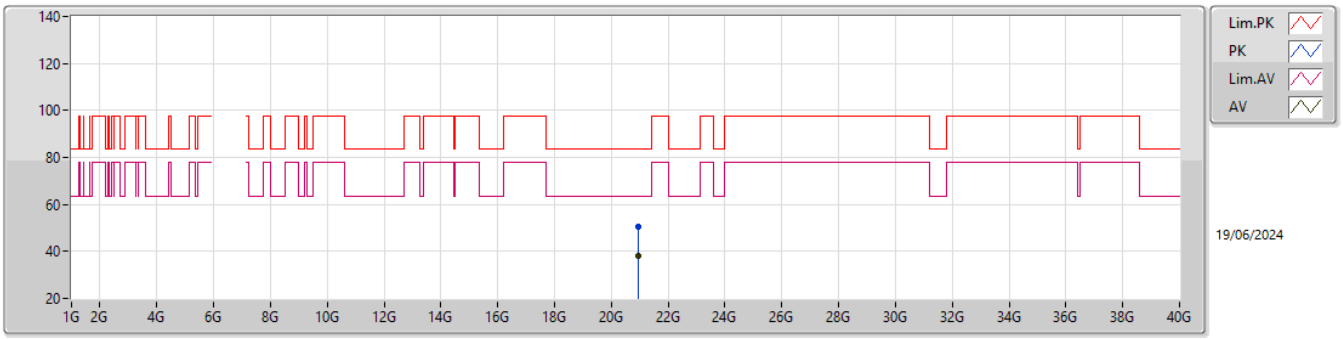

EUT Y_2TX
Setting 19.5
06-K-R-7

Type	Freq	Level	Limit	Margin	Raw	Dist	Condition	Azimuth	Height	Comment	AF	CL	PA
	(Hz)	(dBuV/m)	(dBuV/m)	(dB)	(dBuV)	(m)		(°)	(m)		(dB)	(dB)	(dB)
PK	20.94753G	50.35	83.54	-33.19	45.20	1	Horizontal	284	2.43	-	38.10	15.96	48.91
AV	20.95848G	37.91	63.54	-25.63	32.77	1	Horizontal	284	2.43	-	38.07	15.97	48.90

5.925-6.425GHz_802.11be EHT320_Nss1,(MCS0),3xRU996+RU484 CP 8_2TX

6105MHz_TX

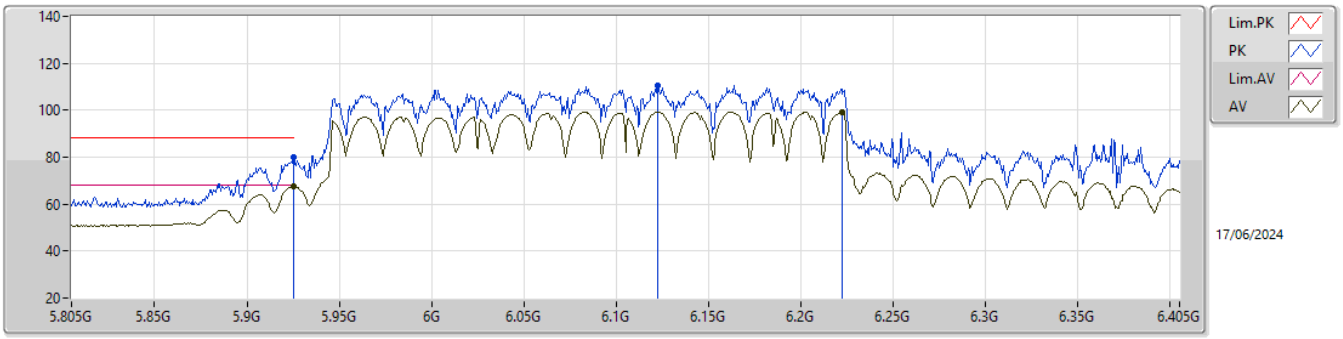

EUT Y_2TX
Setting 20.5
06-K-R-7-10

Type	Freq	Level	Limit	Margin	Raw	Dist	Condition	Azimuth	Height	Comment	AF	CL	PA
	(Hz)	(dBuV/m)	(dBuV/m)	(dB)	(dBuV)	(m)		(°)	(m)		(dB)	(dB)	(dB)
PK	5.925G	80.02	88.20	-8.18	71.63	3	Vertical	60	1.80	-	32.55	7.44	31.60
RMS	5.925G	67.68	68.20	-0.52	59.29	3	Vertical	60	1.80	-	32.55	7.44	31.60
PK	6.1224G	110.31	Inf	-Inf	101.44	3	Vertical	60	1.80	-	32.64	7.57	31.34
RMS	6.222G	99.13	Inf	-Inf	89.57	3	Vertical	60	1.80	-	33.04	7.64	31.12

5.925-6.425GHz_802.11be EHT320_Nss1,(MCS0),3xRU996+RU484 CP 8_2TX

6105MHz_TX

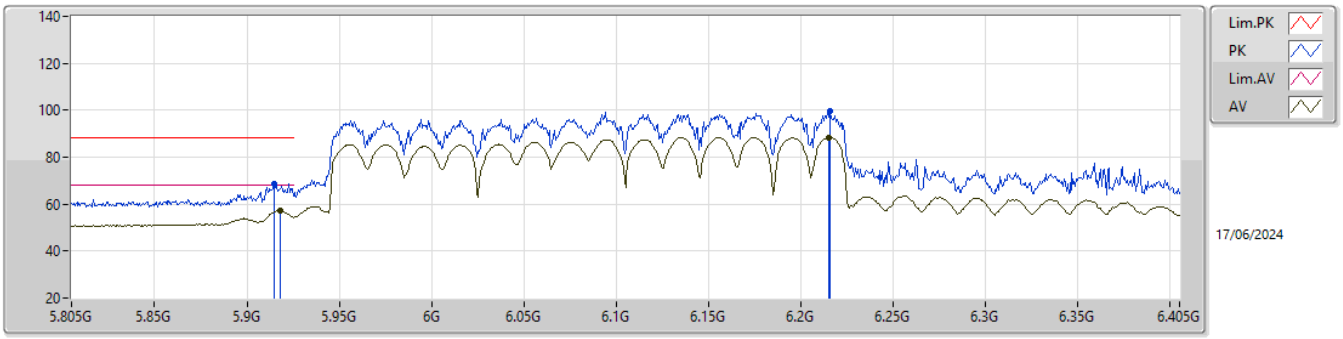

EUT Y_2TX
Setting 20.5
06-K-R-7-10

Type	Freq	Level	Limit	Margin	Raw	Dist	Condition	Azimuth	Height	Comment	AF	CL	PA
	(Hz)	(dBuV/m)	(dBuV/m)	(dB)	(dBuV)	(m)		(°)	(m)		(dB)	(dB)	(dB)
PK	5.9148G	68.60	88.20	-19.60	60.23	3	Horizontal	300	1.80	-	32.53	7.44	31.60
RMS	5.9178G	57.31	68.20	-10.89	48.93	3	Horizontal	300	1.80	-	32.54	7.44	31.60
PK	6.216G	99.53	Inf	-Inf	89.99	3	Horizontal	300	1.80	-	33.03	7.64	31.13
RMS	6.2154G	88.53	Inf	-Inf	79.00	3	Horizontal	300	1.80	-	33.03	7.64	31.14

5.925-6.425GHz_802.11be EHT320_Nss1,(MCS0),3xRU996+RU484 CP 8_2TX

6105MHz_TX

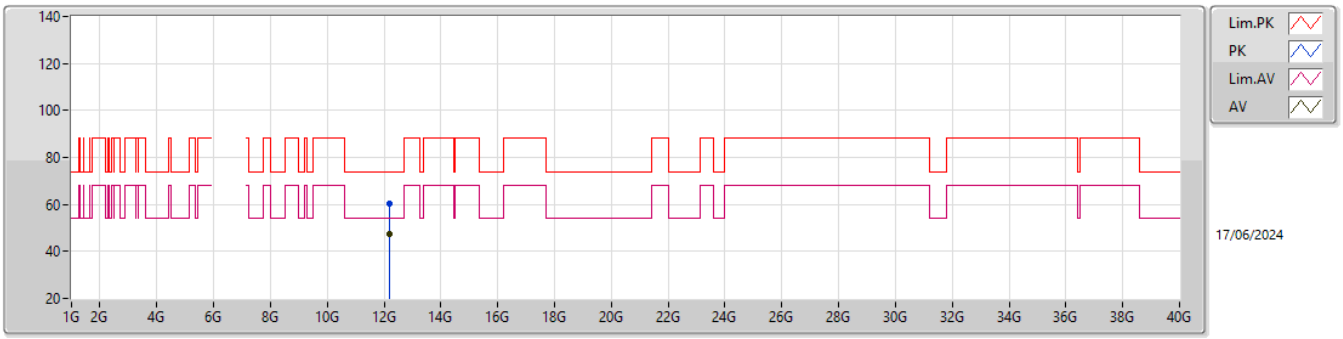

EUT Y_2TX
Setting 20.5
06-K-R-7

Type	Freq	Level	Limit	Margin	Raw	Dist	Condition	Azimuth	Height	Comment	AF	CL	PA
	(Hz)	(dBuV/m)	(dBuV/m)	(dB)	(dBuV)	(m)		(°)	(m)		(dB)	(dB)	(dB)
PK	12.204G	60.20	74.00	-13.80	43.09	3	Vertical	66	1.51	-	39.00	10.90	32.79
AV	12.19653G	47.39	54.00	-6.61	30.28	3	Vertical	66	1.51	-	39.01	10.90	32.80

5.925-6.425GHz_802.11be EHT320_Nss1,(MCS0),3xRU996+RU484 CP 8_2TX

6105MHz_TX

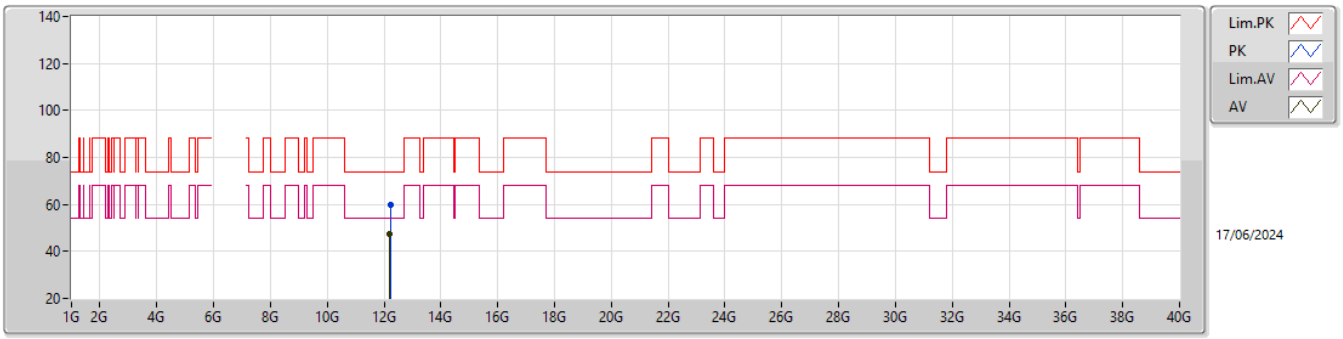

EUT Y_2TX
Setting 20.5
06-K-R-7

Type	Freq	Level	Limit	Margin	Raw	Dist	Condition	Azimuth	Height	Comment	AF	CL	PA
	(Hz)	(dBuV/m)	(dBuV/m)	(dB)	(dBuV)	(m)		(°)	(m)		(dB)	(dB)	(dB)
PK	12.22344G	60.03	74.00	-13.97	42.90	3	Horizontal	230	2.94	-	39.00	10.91	32.78
AV	12.19626G	47.53	54.00	-6.47	30.42	3	Horizontal	230	2.94	-	39.01	10.90	32.80

5.925-6.425GHz_802.11be EHT320_Nss1,(MCS0),3xRU996+RU484 CP 8_2TX

6105MHz_TX

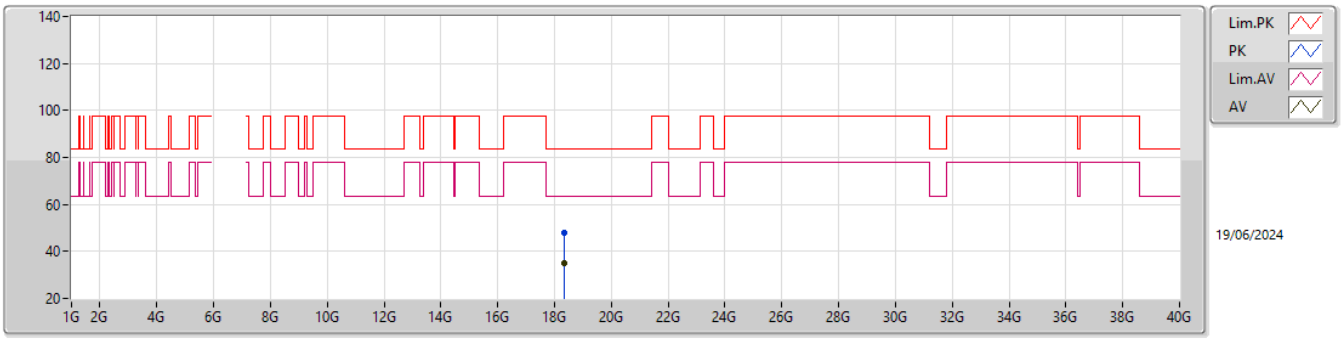

EUT Y_2TX
Setting 20.5
06-K-R-7

Type	Freq	Level	Limit	Margin	Raw	Dist	Condition	Azimuth	Height	Comment	AF	CL	PA
	(Hz)	(dBuV/m)	(dBuV/m)	(dB)	(dBuV)	(m)		(°)	(m)		(dB)	(dB)	(dB)
PK	18.3234G	47.81	83.54	-35.73	44.63	1	Vertical	314	1.26	-	37.50	15.28	49.60
AV	18.32271G	35.21	63.54	-28.33	32.02	1	Vertical	314	1.26	-	37.50	15.28	49.59

5.925-6.425GHz_802.11be EHT320_Nss1,(MCS0),3xRU996+RU484 CP 8_2TX

6105MHz_TX

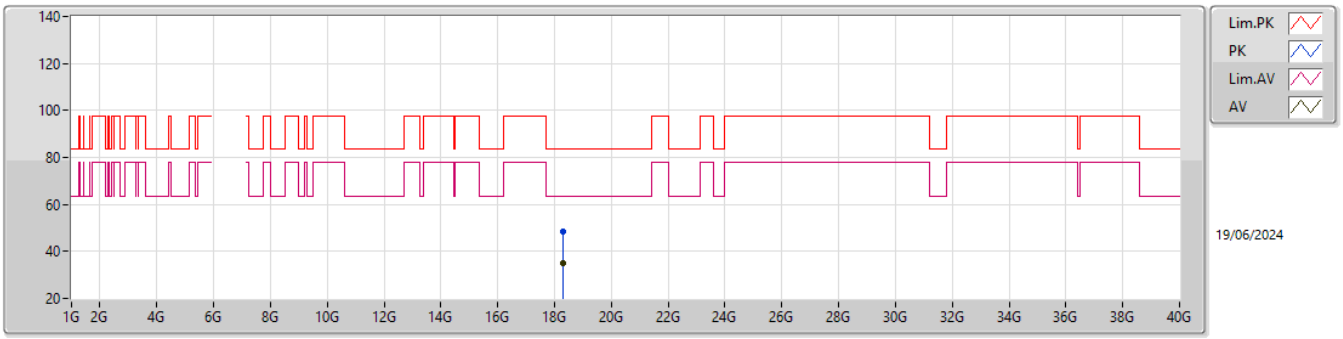

EUT Y_2TX
Setting 20.5
06-K-R-7

Type	Freq	Level	Limit	Margin	Raw	Dist	Condition	Azimuth	Height	Comment	AF	CL	PA
	(Hz)	(dBuV/m)	(dBuV/m)	(dB)	(dBuV)	(m)		(°)	(m)		(dB)	(dB)	(dB)
PK	18.32097G	48.24	83.54	-35.30	45.05	1	Horizontal	116	2.47	-	37.50	15.28	49.59
AV	18.31146G	35.15	63.54	-28.39	31.96	1	Horizontal	116	2.47	-	37.50	15.28	49.59

5.925-6.425GHz_802.11be EHT320_Nss1,(MCS0),3xRU996 CP 2_2TX

6105MHz_TX

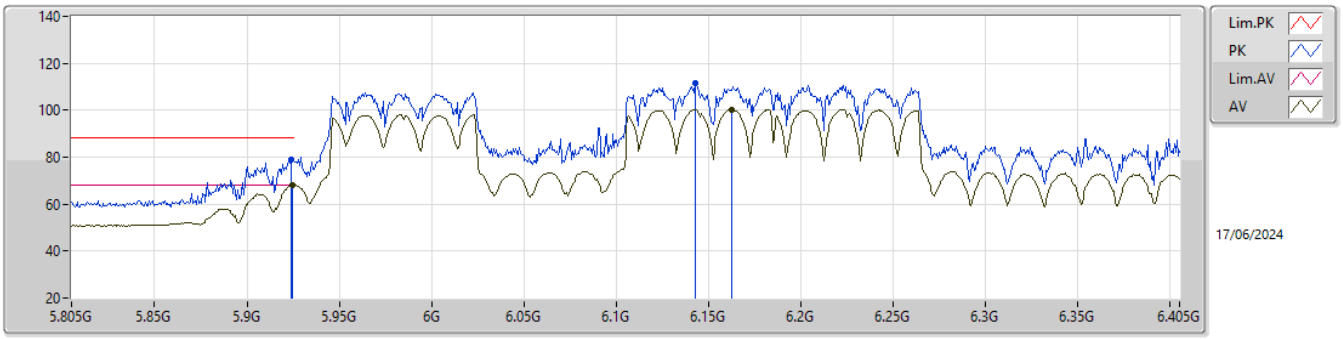

EUT Y_2TX
Setting 20.5
06-K-R-7-10

Type	Freq	Level	Limit	Margin	Raw	Dist	Condition	Azimuth	Height	Comment	AF	CL	PA
	(Hz)	(dBuV/m)	(dBuV/m)	(dB)	(dBuV)	(m)		(°)	(m)		(dB)	(dB)	(dB)
PK	5.9238G	78.81	88.20	-9.39	70.42	3	Vertical	60	1.76	-	32.55	7.44	31.60
RMS	5.9244G	68.18	68.20	-0.02	59.79	3	Vertical	60	1.76	-	32.55	7.44	31.60
PK	6.1428G	111.58	Inf	-Inf	102.61	3	Vertical	60	1.76	-	32.69	7.58	31.30
RMS	6.1626G	100.39	Inf	-Inf	91.26	3	Vertical	60	1.76	-	32.78	7.60	31.25

5.925-6.425GHz_802.11be EHT320_Nss1,(MCS0),3xRU996 CP 2_2TX

6105MHz_TX

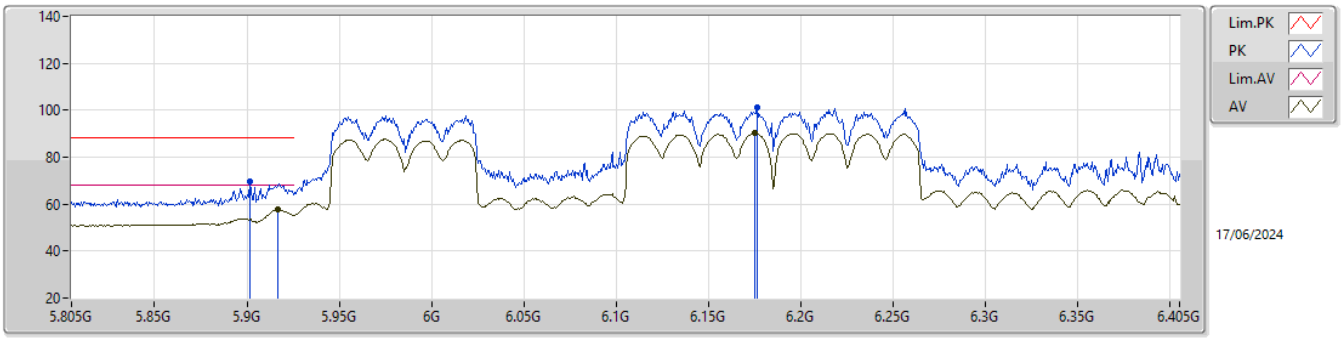

EUT Y_2TX
Setting 20.5
06-K-R-7-10

Type	Freq	Level	Limit	Margin	Raw	Dist	Condition	Azimuth	Height	Comment	AF	CL	PA
	(Hz)	(dBuV/m)	(dBuV/m)	(dB)	(dBuV)	(m)		(°)	(m)		(dB)	(dB)	(dB)
PK	5.9016G	69.61	88.20	-18.59	61.28	3	Horizontal	292	1.80	-	32.50	7.43	31.60
RMS	5.9166G	57.63	68.20	-10.57	49.26	3	Horizontal	292	1.80	-	32.53	7.44	31.60
PK	6.1764G	101.24	Inf	-Inf	91.99	3	Horizontal	292	1.80	-	32.86	7.61	31.22
RMS	6.1752G	90.17	Inf	-Inf	80.93	3	Horizontal	292	1.80	-	32.85	7.61	31.22

5.925-6.425GHz_802.11be EHT320_Nss1,(MCS0),3xRU996 CP 2_2TX

6105MHz_TX

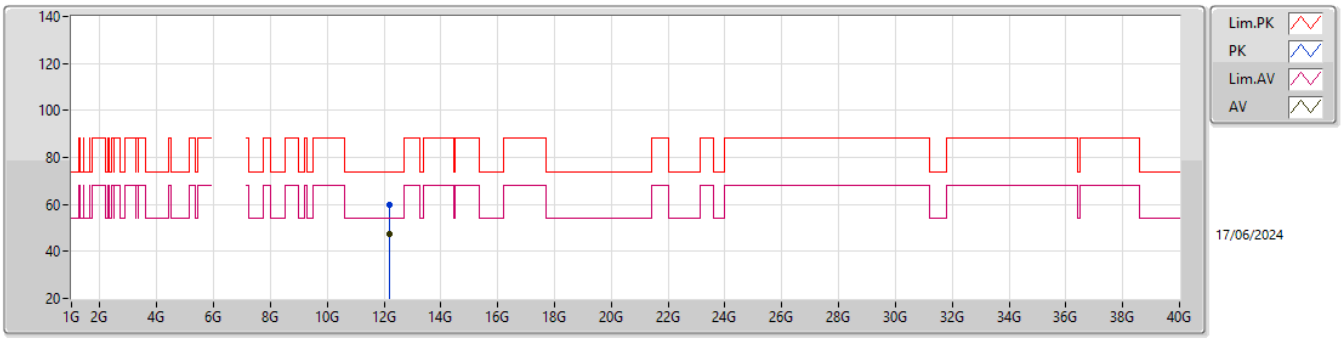

EUT Y_2TX
Setting 20.5
06-K-R-7

Type	Freq	Level	Limit	Margin	Raw	Dist	Condition	Azimuth	Height	Comment	AF	CL	PA
	(Hz)	(dBuV/m)	(dBuV/m)	(dB)	(dBuV)	(m)		(°)	(m)		(dB)	(dB)	(dB)
PK	12.19878G	59.83	74.00	-14.17	42.73	3	Vertical	69	1.99	-	39.00	10.90	32.80
AV	12.21081G	47.44	54.00	-6.56	30.32	3	Vertical	69	1.99	-	39.00	10.91	32.79

5.925-6.425GHz_802.11be EHT320_Nss1,(MCS0),3xRU996 CP 2_2TX

6105MHz_TX

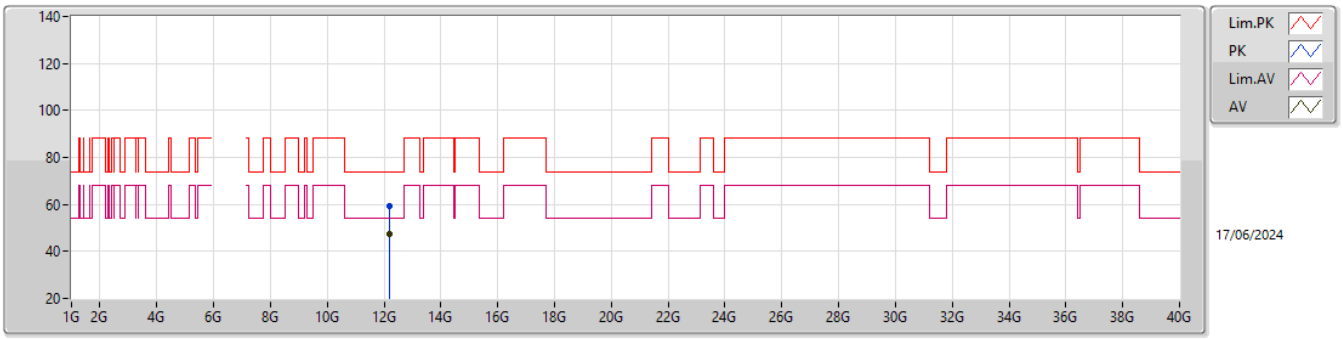

EUT Y_2TX
Setting 20.5
06-K-R-7

Type	Freq	Level	Limit	Margin	Raw	Dist	Condition	Azimuth	Height	Comment	AF	CL	PA
	(Hz)	(dBuV/m)	(dBuV/m)	(dB)	(dBuV)	(m)		(°)	(m)		(dB)	(dB)	(dB)
PK	12.20439G	59.48	74.00	-14.52	42.37	3	Horizontal	233	1.79	-	39.00	10.90	32.79
AV	12.19635G	47.53	54.00	-6.47	30.42	3	Horizontal	233	1.79	-	39.01	10.90	32.80

5.925-6.425GHz_802.11be EHT320_Nss1,(MCS0),3xRU996 CP 2_2TX

6105MHz_TX

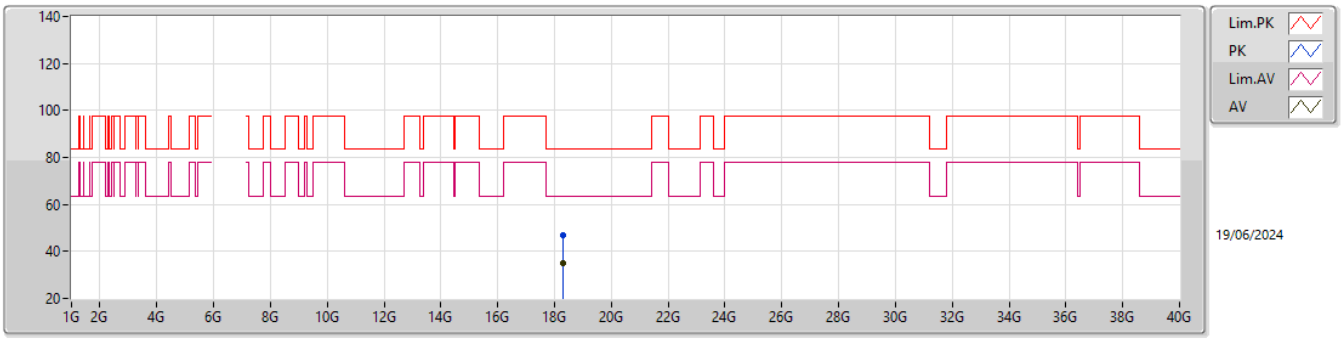

EUT Y_2TX
Setting 20.5
06-K-R-7

Type	Freq	Level	Limit	Margin	Raw	Dist	Condition	Azimuth	Height	Comment	AF	CL	PA
	(Hz)	(dBuV/m)	(dBuV/m)	(dB)	(dBuV)	(m)		(°)	(m)		(dB)	(dB)	(dB)
PK	18.31575G	47.15	83.54	-36.39	43.96	1	Vertical	44	2.32	-	37.50	15.28	49.59
AV	18.31287G	35.15	63.54	-28.39	31.96	1	Vertical	44	2.32	-	37.50	15.28	49.59

5.925-6.425GHz_802.11be EHT320_Nss1,(MCS0),3xRU996 CP 2_2TX

6105MHz_TX

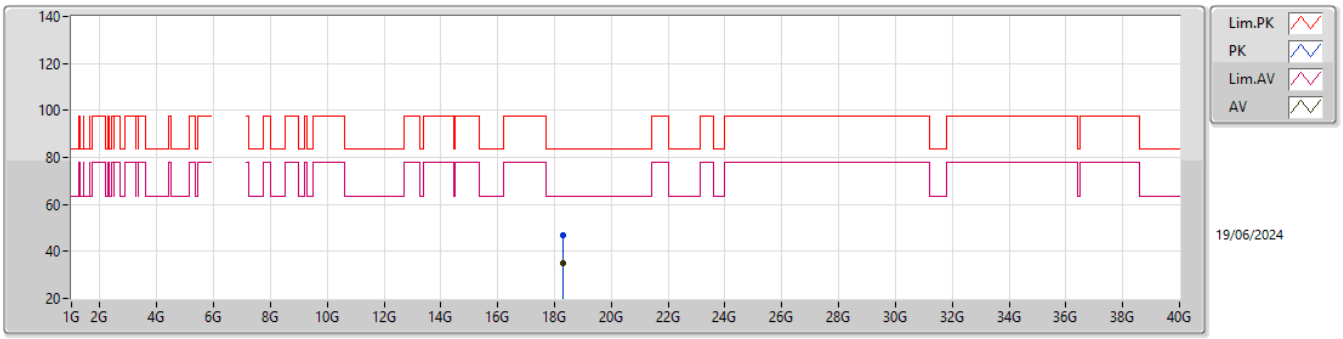

EUT Y_2TX
Setting 20.5
06-K-R-7

Type	Freq	Level	Limit	Margin	Raw	Dist	Condition	Azimuth	Height	Comment	AF	CL	PA
	(Hz)	(dBuV/m)	(dBuV/m)	(dB)	(dBuV)	(m)		(°)	(m)		(dB)	(dB)	(dB)
PK	18.30507G	46.67	83.54	-36.87	43.48	1	Horizontal	240	1.57	-	37.50	15.28	49.59
AV	18.30897G	35.22	63.54	-28.32	32.03	1	Horizontal	240	1.57	-	37.50	15.28	49.59

5.925-6.425GHz_802.11be EHT320_Nss1,(MCS0),2xRU996+RU484 CP 4_2TX

6105MHz_TX

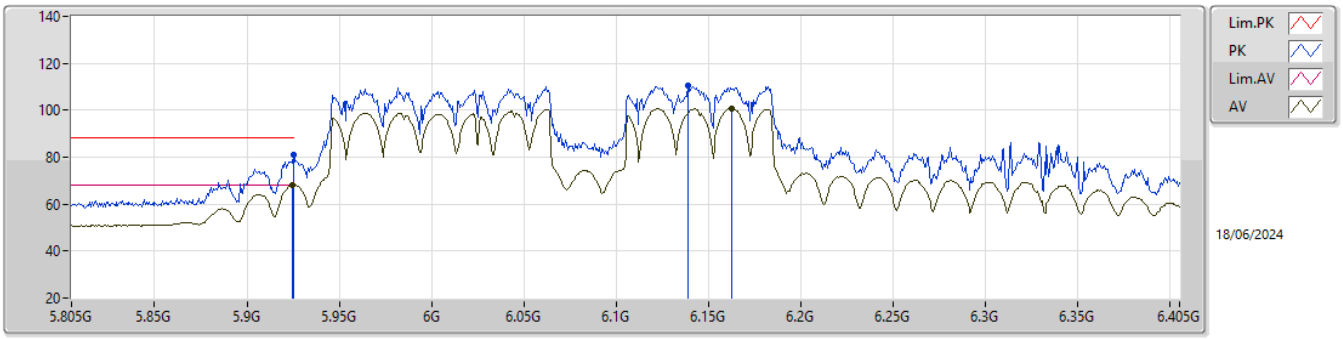

EUT Y_2TX
Setting 20.5
06-K-R-7-10

Type	Freq	Level	Limit	Margin	Raw	Dist	Condition	Azimuth	Height	Comment	AF	CL	PA
	(Hz)	(dBuV/m)	(dBuV/m)	(dB)	(dBuV)	(m)		(°)	(m)		(dB)	(dB)	(dB)
PK	5.925G	80.92	88.20	-7.28	72.53	3	Vertical	62	1.80	-	32.55	7.44	31.60
RMS	5.9244G	68.04	68.20	-0.16	59.65	3	Vertical	62	1.80	-	32.55	7.44	31.60
PK	6.1386G	110.41	Inf	-Inf	101.46	3	Vertical	62	1.80	-	32.68	7.58	31.31
RMS	6.1626G	100.71	Inf	-Inf	91.58	3	Vertical	62	1.80	-	32.78	7.60	31.25

5.925-6.425GHz_802.11be EHT320_Nss1,(MCS0),2xRU996+RU484 CP 4_2TX

6105MHz_TX

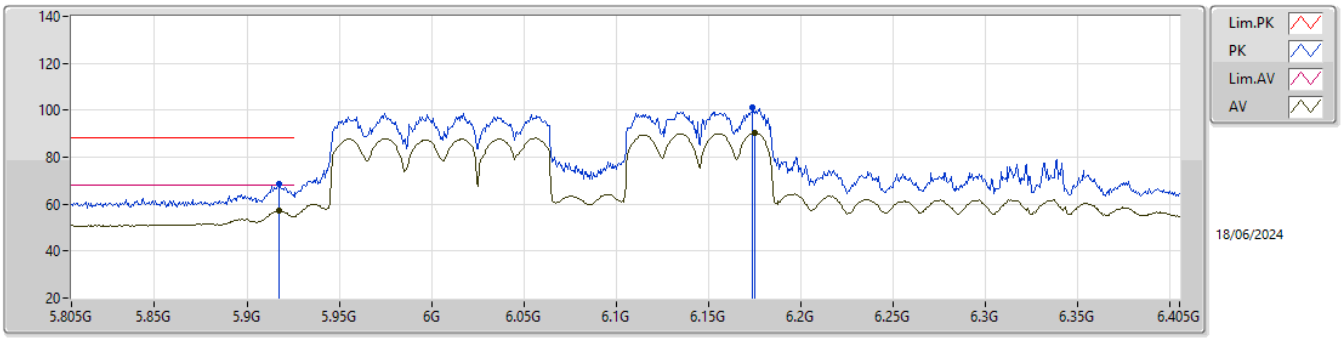

EUT Y_2TX
Setting 20.5
06-K-R-7-10

Type	Freq	Level	Limit	Margin	Raw	Dist	Condition	Azimuth	Height	Comment	AF	CL	PA
	(Hz)	(dBuV/m)	(dBuV/m)	(dB)	(dBuV)	(m)		(°)	(m)		(dB)	(dB)	(dB)
PK	5.9172G	68.80	88.20	-19.40	60.43	3	Horizontal	292	1.80	-	32.53	7.44	31.60
RMS	5.9172G	57.37	68.20	-10.83	49.00	3	Horizontal	292	1.80	-	32.53	7.44	31.60
PK	6.174G	101.23	Inf	-Inf	92.01	3	Horizontal	292	1.80	-	32.84	7.61	31.23
RMS	6.1752G	90.56	Inf	-Inf	81.32	3	Horizontal	292	1.80	-	32.85	7.61	31.22

5.925-6.425GHz_802.11be EHT320_Nss1,(MCS0),2xRU996+RU484 CP 4_2TX

6105MHz_TX

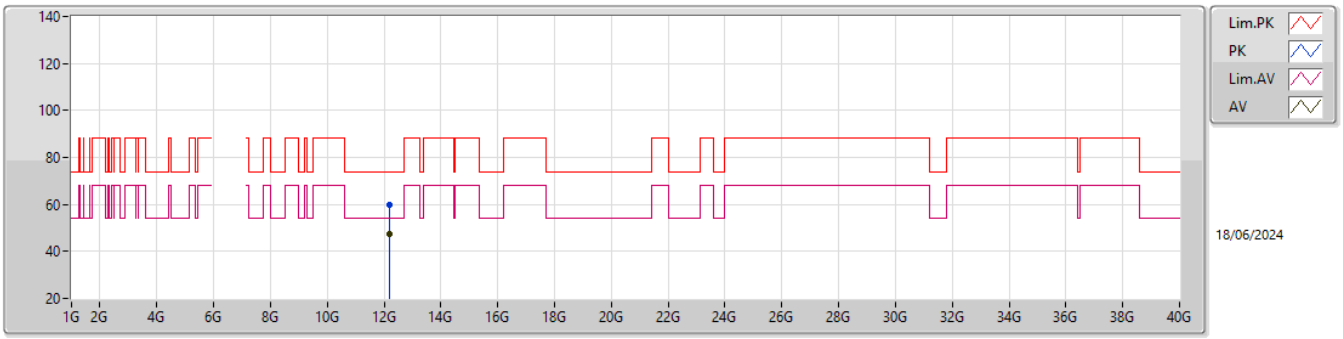

EUT Y_2TX
Setting 20.5
06-K-R-7

Type	Freq	Level	Limit	Margin	Raw	Dist	Condition	Azimuth	Height	Comment	AF	CL	PA
	(Hz)	(dBuV/m)	(dBuV/m)	(dB)	(dBuV)	(m)		(°)	(m)		(dB)	(dB)	(dB)
PK	12.20631G	59.75	74.00	-14.25	42.64	3	Vertical	154	1.97	-	39.00	10.90	32.79
AV	12.21027G	47.38	54.00	-6.62	30.26	3	Vertical	154	1.97	-	39.00	10.91	32.79

5.925-6.425GHz_802.11be EHT320_Nss1,(MCS0),2xRU996+RU484 CP 4_2TX

6105MHz_TX

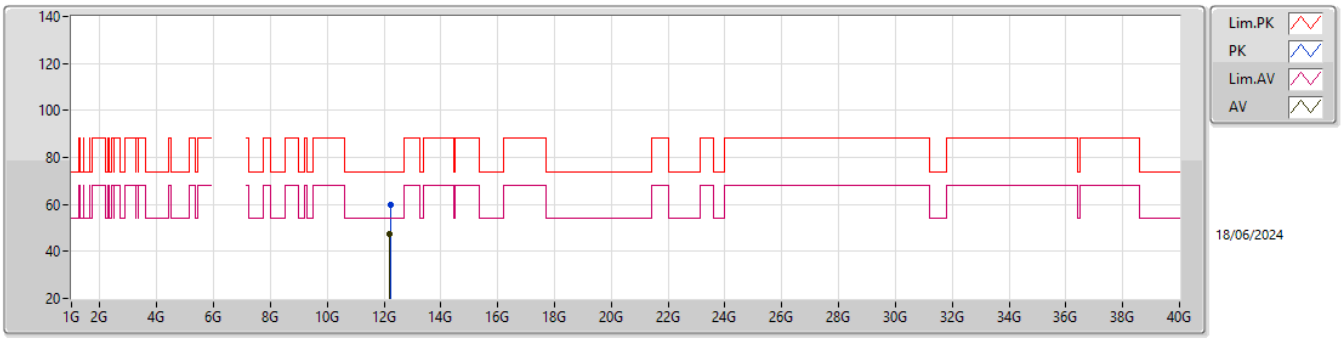

EUT Y_2TX
Setting 20.5
06-K-R-7

Type	Freq	Level	Limit	Margin	Raw	Dist	Condition	Azimuth	Height	Comment	AF	CL	PA
	(Hz)	(dBuV/m)	(dBuV/m)	(dB)	(dBuV)	(m)		(°)	(m)		(dB)	(dB)	(dB)
PK	12.22275G	59.79	74.00	-14.21	42.66	3	Horizontal	143	1.81	-	39.00	10.91	32.78
AV	12.19551G	47.62	54.00	-6.38	30.50	3	Horizontal	143	1.81	-	39.02	10.90	32.80

5.925-6.425GHz_802.11be EHT320_Nss1,(MCS0),2xRU996+RU484 CP 4_2TX

6105MHz_TX

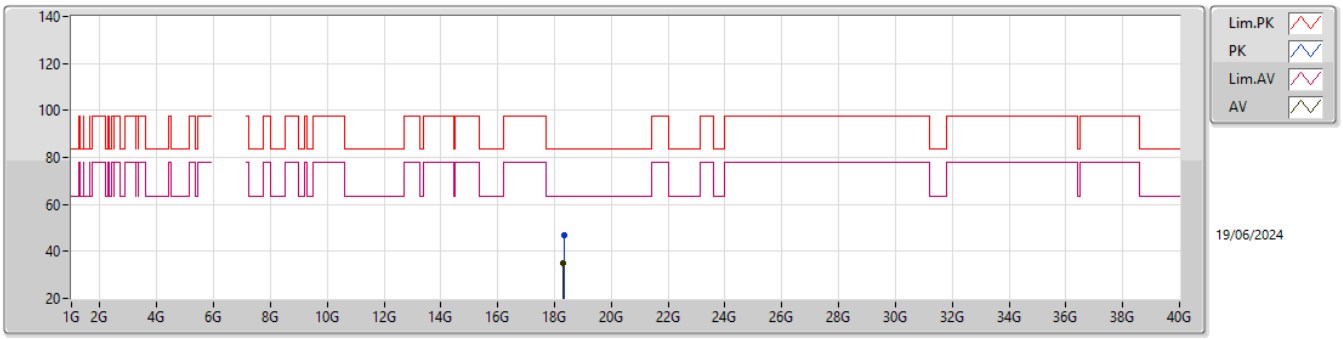

EUT Y_2TX
Setting 20.5
06-K-R-7

Type	Freq	Level	Limit	Margin	Raw	Dist	Condition	Azimuth	Height	Comment	AF	CL	PA
	(Hz)	(dBuV/m)	(dBuV/m)	(dB)	(dBuV)	(m)		(°)	(m)		(dB)	(dB)	(dB)
PK	18.32439G	47.13	83.54	-36.41	43.95	1	Vertical	103	1.87	-	37.50	15.28	49.60
AV	18.31389G	35.15	63.54	-28.39	31.96	1	Vertical	103	1.87	-	37.50	15.28	49.59

5.925-6.425GHz_802.11be EHT320_Nss1,(MCS0),2xRU996+RU484 CP 4_2TX

6105MHz_TX

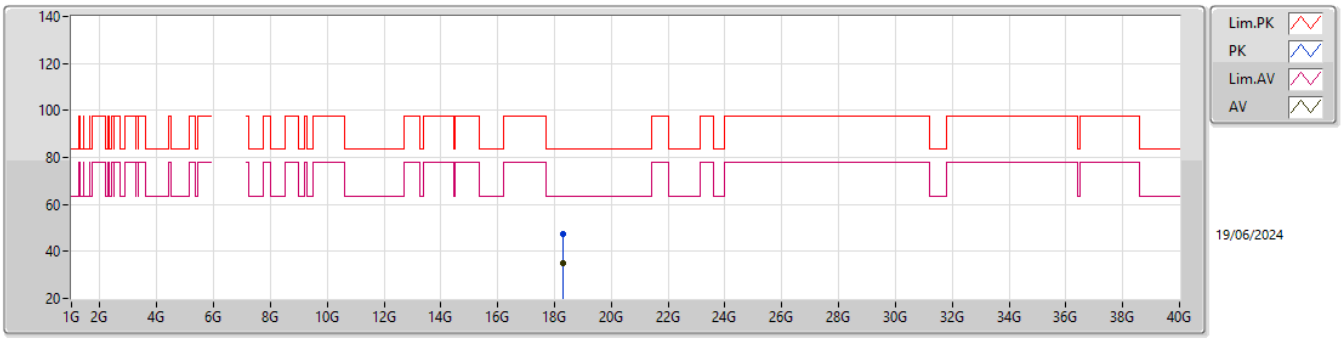

EUT Y_2TX
Setting 20.5
06-K-R-7

Type	Freq	Level	Limit	Margin	Raw	Dist	Condition	Azimuth	Height	Comment	AF	CL	PA
	(Hz)	(dBuV/m)	(dBuV/m)	(dB)	(dBuV)	(m)		(°)	(m)		(dB)	(dB)	(dB)
PK	18.31194G	47.24	83.54	-36.30	44.05	1	Horizontal	294	1.93	-	37.50	15.28	49.59
AV	18.3123G	35.15	63.54	-28.39	31.96	1	Horizontal	294	1.93	-	37.50	15.28	49.59

6.525-6.875GHz_802.11be EHT320_Nss1,(MCS0),3xRU996+RU484 CP 6_2TX

6905MHz Straddle 6.525-6.875GHz_TX

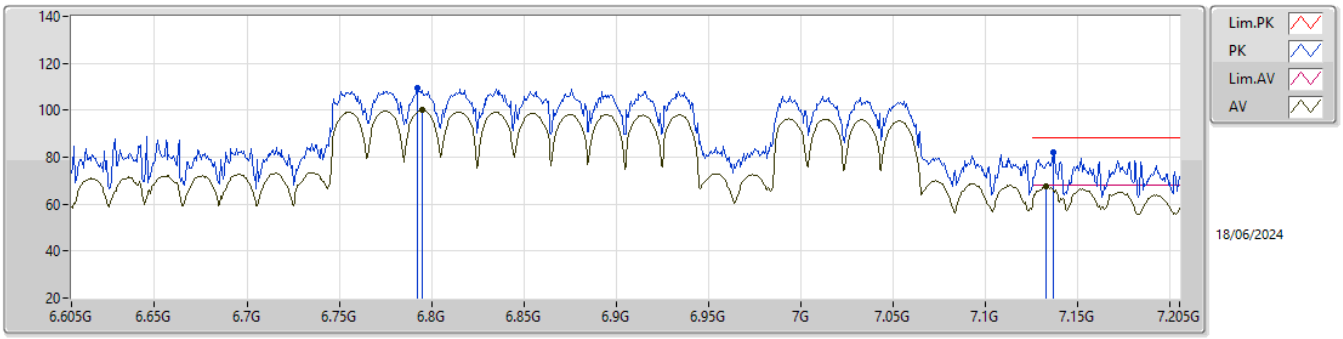

EUT Y_2TX
Setting 20.5
06-K-R-7-10

Type	Freq	Level	Limit	Margin	Raw	Dist	Condition	Azimuth	Height	Comment	AF	CL	PA
	(Hz)	(dBuV/m)	(dBuV/m)	(dB)	(dBuV)	(m)		(°)	(m)		(dB)	(dB)	(dB)
PK	6.7922G	109.57	Inf	-Inf	98.49	3	Vertical	330	1.80	-	34.58	7.97	31.47
RMS	6.7946G	100.04	Inf	-Inf	88.95	3	Vertical	330	1.80	-	34.59	7.98	31.48
PK	7.1366G	81.91	88.20	-6.29	69.76	3	Vertical	330	1.80	-	36.22	8.28	32.35
RMS	7.133G	67.80	68.20	-0.40	55.67	3	Vertical	330	1.80	-	36.20	8.28	32.35

6.525-6.875GHz_802.11be EHT320_Nss1,(MCS0),3xRU996+RU484 CP 6_2TX

6905MHz Straddle 6.525-6.875GHz_TX

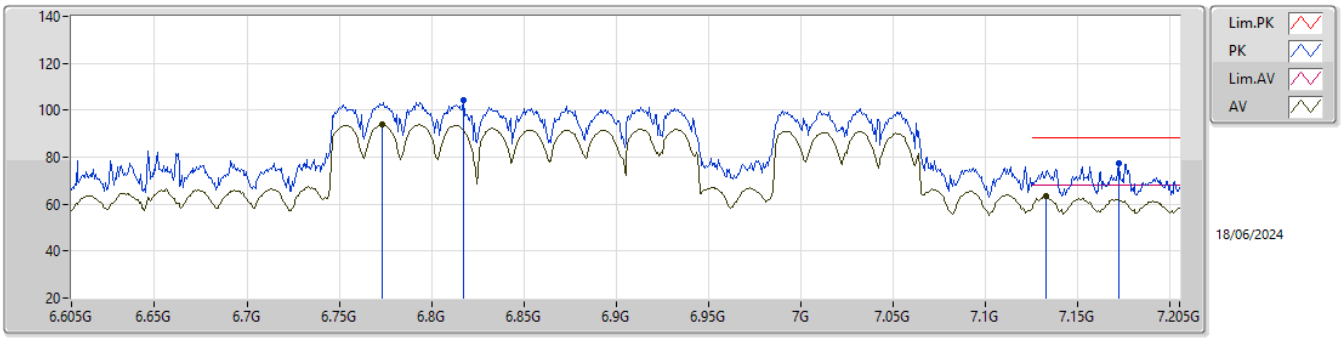

EUT Y_2TX
Setting 20.5
06-K-R-7-10

Type	Freq	Level	Limit	Margin	Raw	Dist	Condition	Azimuth	Height	Comment	AF	CL	PA
	(Hz)	(dBuV/m)	(dBuV/m)	(dB)	(dBuV)	(m)		(°)	(m)		(dB)	(dB)	(dB)
PK	6.8174G	104.16	Inf	-Inf	93.06	3	Horizontal	7	3.00	-	34.67	7.99	31.56
RMS	6.773G	93.88	Inf	-Inf	82.78	3	Horizontal	7	3.00	-	34.55	7.96	31.41
PK	7.172G	77.23	88.20	-10.97	64.98	3	Horizontal	7	3.00	-	36.34	8.31	32.40
RMS	7.1324G	63.63	68.20	-4.57	51.51	3	Horizontal	7	3.00	-	36.19	8.28	32.35

6.525-6.875GHz_802.11be EHT320_Nss1,(MCS0),3xRU996+RU484 CP 6_2TX

6905MHz Straddle 6.525-6.875GHz_TX

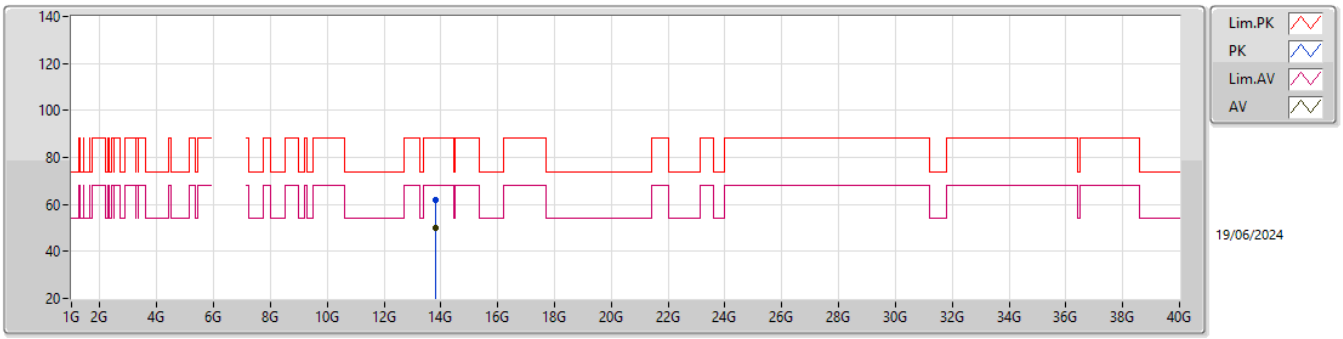

EUT Y_2TX
Setting 20.5
06-K-R-7

Type	Freq	Level	Limit	Margin	Raw	Dist	Condition	Azimuth	Height	Comment	AF	CL	PA
	(Hz)	(dBuV/m)	(dBuV/m)	(dB)	(dBuV)	(m)		(°)	(m)		(dB)	(dB)	(dB)
PK	13.82368G	61.85	88.20	-26.35	42.35	3	Vertical	193	1.70	-	40.45	11.64	32.59
RMS	13.82281G	49.86	68.20	-18.34	30.36	3	Vertical	193	1.70	-	40.45	11.64	32.59

6.525-6.875GHz_802.11be EHT320_Nss1,(MCS0),3xRU996+RU484 CP 6_2TX

6905MHz Straddle 6.525-6.875GHz_TX

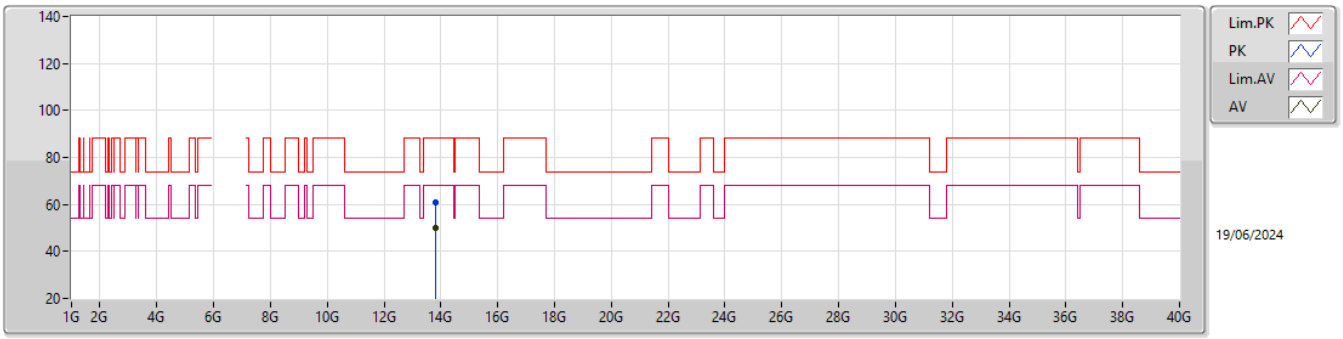

EUT Y_2TX
Setting 20.5
06-K-R-7

Type	Freq	Level	Limit	Margin	Raw	Dist	Condition	Azimuth	Height	Comment	AF	CL	PA
	(Hz)	(dBuV/m)	(dBuV/m)	(dB)	(dBuV)	(m)		(°)	(m)		(dB)	(dB)	(dB)
PK	13.81045G	60.94	88.20	-27.26	41.44	3	Horizontal	200	2.17	-	40.48	11.63	32.61
RMS	13.79617G	49.99	68.20	-18.21	30.47	3	Horizontal	200	2.17	-	40.52	11.63	32.63

6.525-6.875GHz_802.11be EHT320_Nss1,(MCS0),3xRU996+RU484 CP 6_2TX

6905MHz Straddle 6.525-6.875GHz_TX

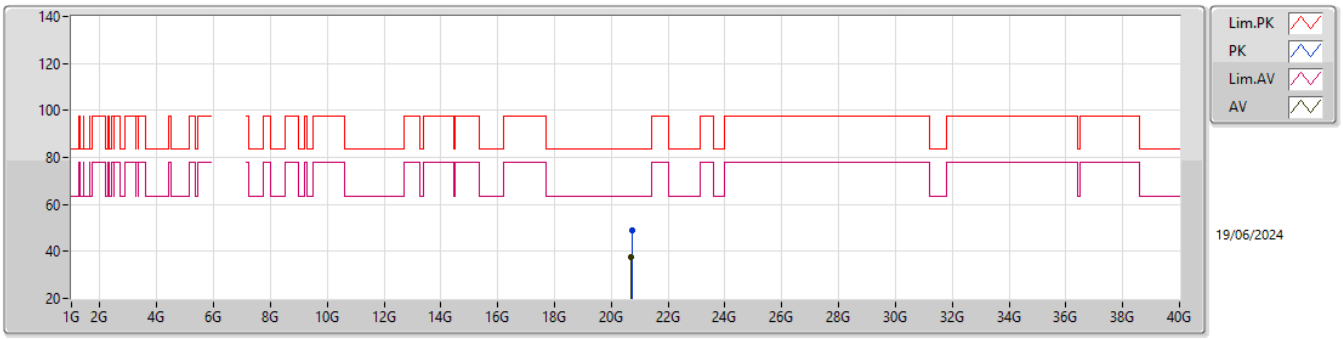

EUT Y_2TX
Setting 20.5
06-K-R-7

Type	Freq	Level	Limit	Margin	Raw	Dist	Condition	Azimuth	Height	Comment	AF	CL	PA
	(Hz)	(dBuV/m)	(dBuV/m)	(dB)	(dBuV)	(m)		(°)	(m)		(dB)	(dB)	(dB)
PK	20.72979G	49.10	83.54	-34.44	44.50	1	Vertical	186	2.89	-	37.84	15.78	49.02
AV	20.70804G	37.56	63.54	-25.98	32.94	1	Vertical	186	2.89	-	37.88	15.77	49.03

6.525-6.875GHz_802.11be EHT320_Nss1,(MCS0),3xRU996+RU484 CP 6_2TX

6905MHz Straddle 6.525-6.875GHz_TX

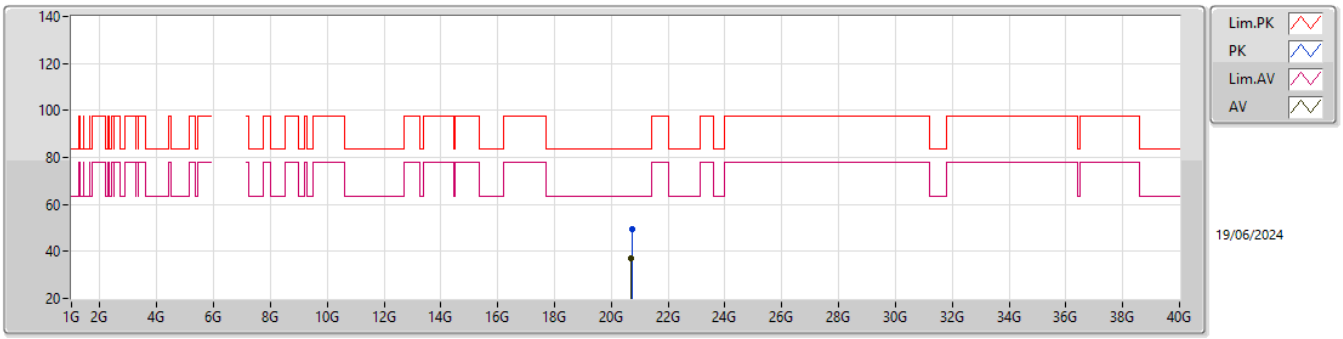

EUT Y_2TX
Setting 20.5
06-K-R-7

Type	Freq	Level	Limit	Margin	Raw	Dist	Condition	Azimuth	Height	Comment	AF	CL	PA
	(Hz)	(dBuV/m)	(dBuV/m)	(dB)	(dBuV)	(m)		(°)	(m)		(dB)	(dB)	(dB)
PK	20.72202G	49.41	83.54	-34.13	44.79	1	Horizontal	347	2.62	-	37.86	15.78	49.02
AV	20.7123G	37.32	63.54	-26.22	32.70	1	Horizontal	347	2.62	-	37.88	15.77	49.03

6.525-6.875GHz_802.11be EHT320_Nss1,(MCS0),3xRU996 CP 3_2TX

6905MHz Straddle 6.525-6.875GHz_TX

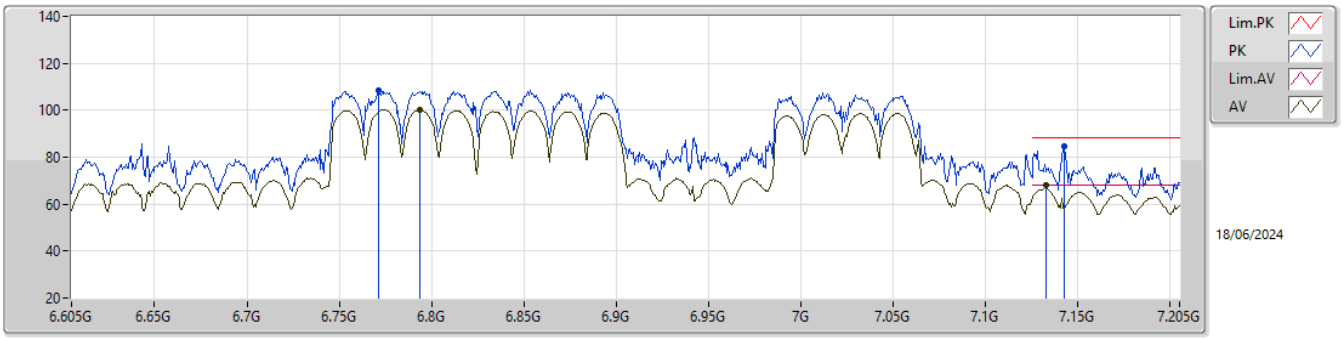

EUT Y_2TX
Setting 19.5
06-K-S-4-10

Type	Freq	Level	Limit	Margin	Raw	Dist	Condition	Azimuth	Height	Comment	AF	CL	PA
	(Hz)	(dBuV/m)	(dBuV/m)	(dB)	(dBuV)	(m)		(°)	(m)		(dB)	(dB)	(dB)
PK	6.7712G	108.59	Inf	-Inf	97.49	3	Vertical	324	1.80	-	34.54	7.96	31.40
RMS	6.7934G	100.26	Inf	-Inf	89.17	3	Vertical	324	1.80	-	34.59	7.98	31.48
PK	7.1426G	84.63	88.20	-3.57	72.44	3	Vertical	324	1.80	-	36.26	8.29	32.36
RMS	7.1324G	68.11	68.20	-0.09	55.99	3	Vertical	324	1.80	-	36.19	8.28	32.35

6.525-6.875GHz_802.11be EHT320_Nss1,(MCS0),3xRU996 CP 3_2TX

6905MHz Straddle 6.525-6.875GHz_TX

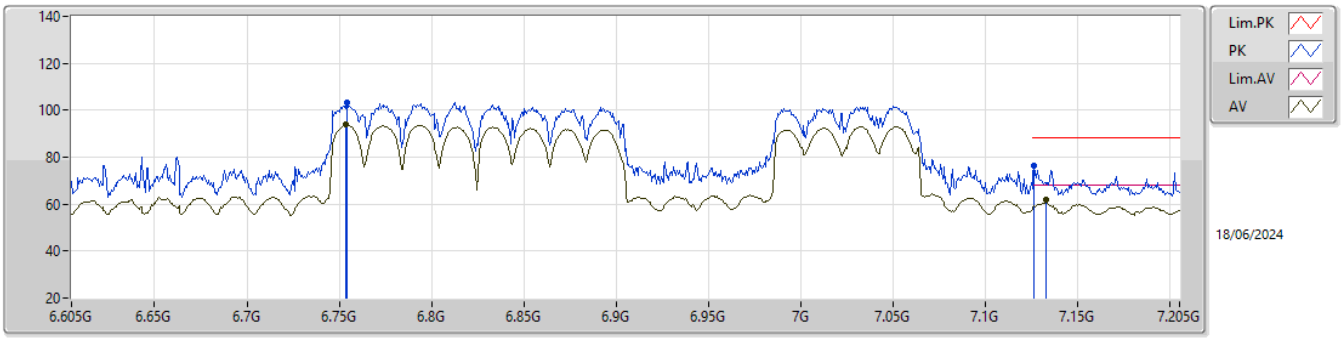

EUT Y_2TX
Setting 19.5
06-K-S-4-10

Type	Freq	Level	Limit	Margin	Raw	Dist	Condition	Azimuth	Height	Comment	AF	CL	PA
	(Hz)	(dBuV/m)	(dBuV/m)	(dB)	(dBuV)	(m)		(°)	(m)		(dB)	(dB)	(dB)
PK	6.7544G	103.42	Inf	-Inf	92.31	3	Horizontal	11	2.98	-	34.51	7.95	31.35
RMS	6.7538G	93.71	Inf	-Inf	82.60	3	Horizontal	11	2.98	-	34.51	7.95	31.35
PK	7.1264G	76.26	88.20	-11.94	64.17	3	Horizontal	11	2.98	-	36.16	8.27	32.34
RMS	7.133G	62.14	68.20	-6.06	50.01	3	Horizontal	11	2.98	-	36.20	8.28	32.35

6.525-6.875GHz_802.11be EHT320_Nss1,(MCS0),3xRU996 CP 3_2TX

6905MHz Straddle 6.525-6.875GHz_TX

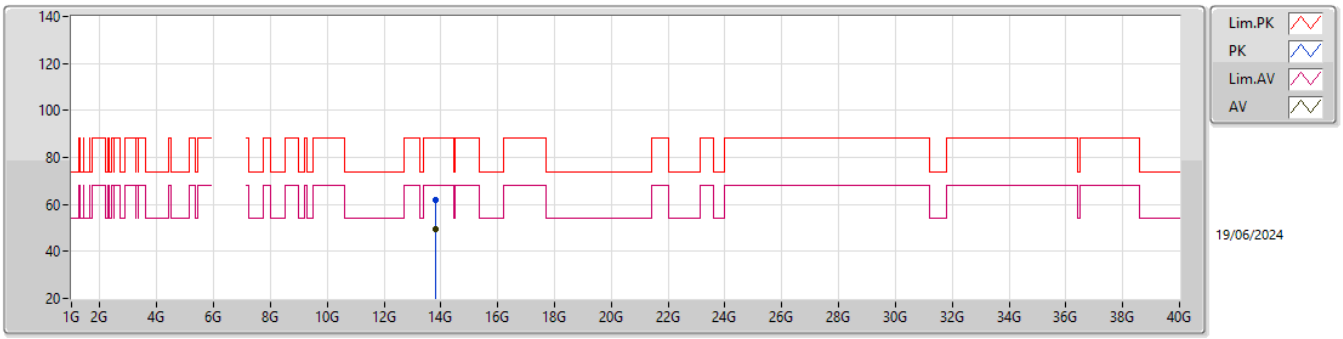

EUT Y_2TX
Setting 19.5
06-K-S-4

Type	Freq	Level	Limit	Margin	Raw	Dist	Condition	Azimuth	Height	Comment	AF	CL	PA
	(Hz)	(dBuV/m)	(dBuV/m)	(dB)	(dBuV)	(m)		(°)	(m)		(dB)	(dB)	(dB)
PK	13.80586G	61.85	88.20	-26.35	42.35	3	Vertical	258	2.91	-	40.49	11.63	32.62
RMS	13.8238G	49.50	68.20	-18.70	30.00	3	Vertical	258	2.91	-	40.45	11.64	32.59

6.525-6.875GHz_802.11be EHT320_Nss1,(MCS0),3xRU996 CP 3_2TX

6905MHz Straddle 6.525-6.875GHz_TX

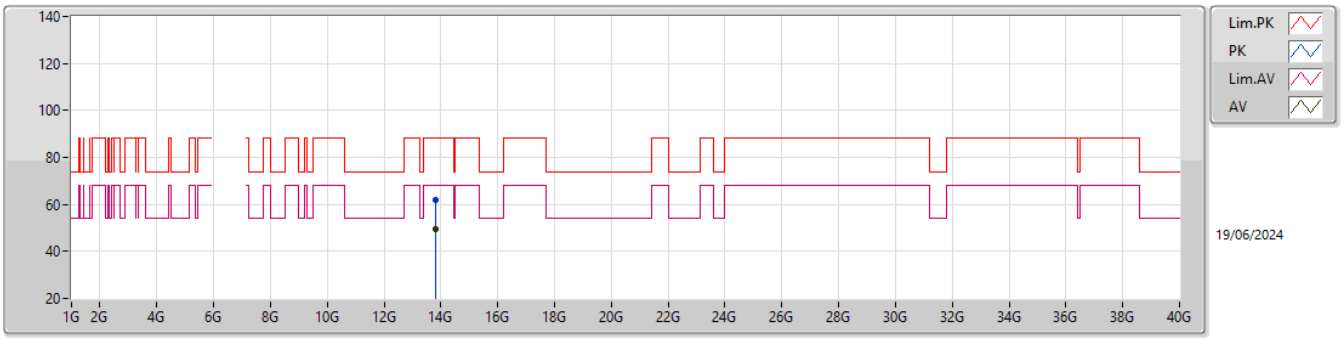

EUT Y_2TX
Setting 19.5
06-K-S-4

Type	Freq	Level	Limit	Margin	Raw	Dist	Condition	Azimuth	Height	Comment	AF	CL	PA
	(Hz)	(dBuV/m)	(dBuV/m)	(dB)	(dBuV)	(m)		(°)	(m)		(dB)	(dB)	(dB)
PK	13.81783G	62.11	88.20	-26.09	42.61	3	Horizontal	207	1.06	-	40.46	11.64	32.60
RMS	13.81585G	49.64	68.20	-18.56	30.13	3	Horizontal	207	1.06	-	40.47	11.64	32.60

6.525-6.875GHz_802.11be EHT320_Nss1,(MCS0),3xRU996 CP 3_2TX

6905MHz Straddle 6.525-6.875GHz_TX

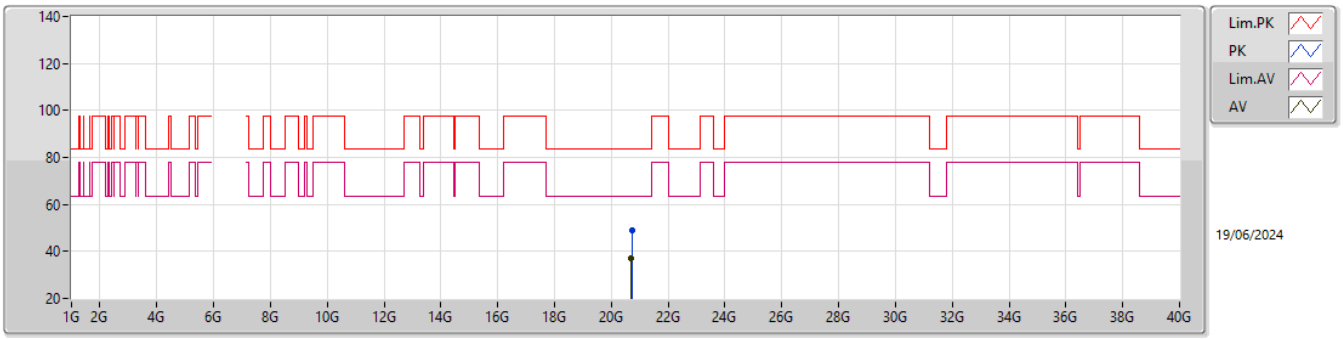

EUT Y_2TX
Setting 19.5
06-K-S-4

Type	Freq	Level	Limit	Margin	Raw	Dist	Condition	Azimuth	Height	Comment	AF	CL	PA
	(Hz)	(dBuV/m)	(dBuV/m)	(dB)	(dBuV)	(m)		(°)	(m)		(dB)	(dB)	(dB)
PK	20.71923G	49.16	83.54	-34.38	44.55	1	Vertical	309	1.26	-	37.86	15.78	49.03
AV	20.70777G	37.01	63.54	-26.53	32.39	1	Vertical	309	1.26	-	37.88	15.77	49.03

6.525-6.875GHz_802.11be EHT320_Nss1,(MCS0),3xRU996 CP 3_2TX

6905MHz Straddle 6.525-6.875GHz_TX

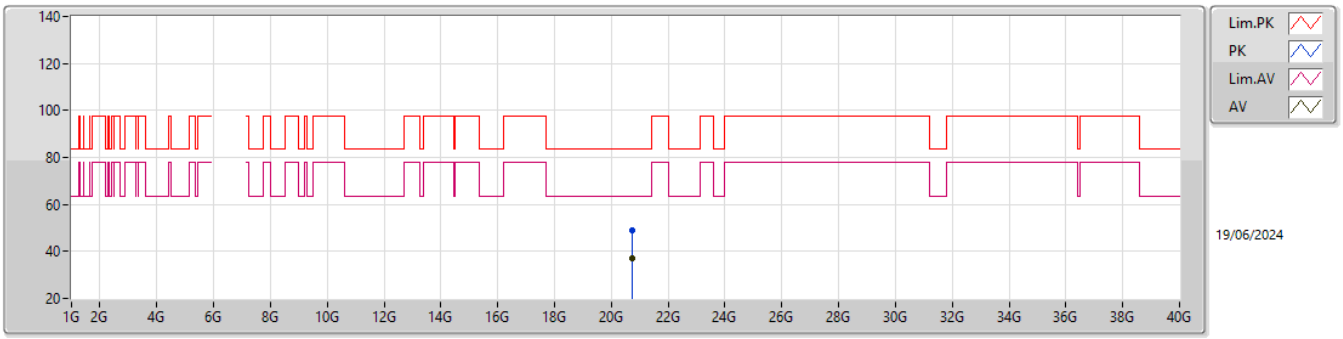

EUT Y_2TX
Setting 19.5
06-K-S-4

Type	Freq	Level	Limit	Margin	Raw	Dist	Condition	Azimuth	Height	Comment	AF	CL	PA
	(Hz)	(dBuV/m)	(dBuV/m)	(dB)	(dBuV)	(m)		(°)	(m)		(dB)	(dB)	(dB)
PK	20.71569G	49.05	83.54	-34.49	44.44	1	Horizontal	228	1.80	-	37.87	15.77	49.03
AV	20.71494G	36.97	63.54	-26.57	32.36	1	Horizontal	228	1.80	-	37.87	15.77	49.03

6.525-6.875GHz_802.11be EHT320_Nss1,(MCS0),2xRU996+RU484 CP 10_2TX

6905MHz Straddle 6.525-6.875GHz_TX

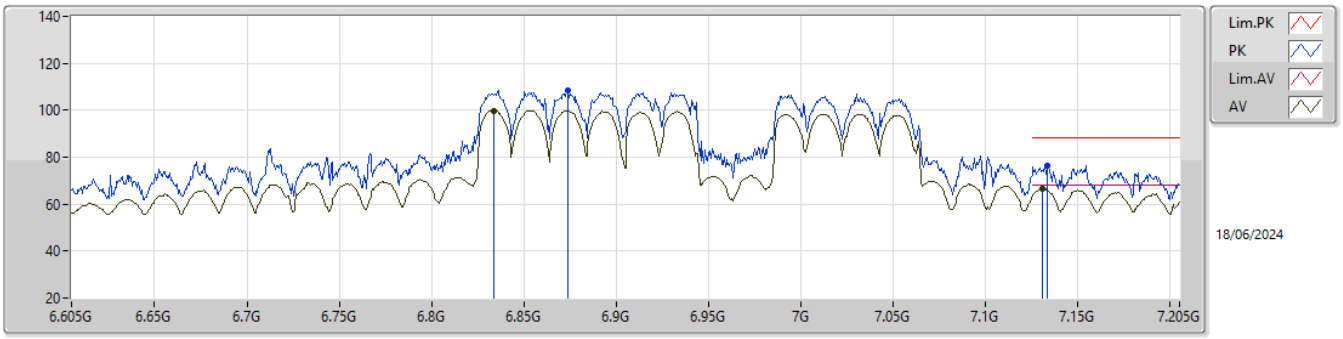

EUT Y_2TX
Setting 19.5
06-K-S-4-10

Type	Freq	Level	Limit	Margin	Raw	Dist	Condition	Azimuth	Height	Comment	AF	CL	PA
	(Hz)	(dBuV/m)	(dBuV/m)	(dB)	(dBuV)	(m)		(°)	(m)		(dB)	(dB)	(dB)
PK	6.8738G	108.69	Inf	-Inf	97.49	3	Vertical	321	1.80	-	34.90	8.04	31.74
RMS	6.8336G	99.88	Inf	-Inf	88.75	3	Vertical	321	1.80	-	34.73	8.01	31.61
PK	7.1336G	76.58	88.20	-11.62	64.45	3	Vertical	321	1.80	-	36.20	8.28	32.35
RMS	7.1306G	66.69	68.20	-1.51	54.59	3	Vertical	321	1.80	-	36.18	8.27	32.35

6.525-6.875GHz_802.11be EHT320_Nss1,(MCS0),2xRU996+RU484 CP 10_2TX

6905MHz Straddle 6.525-6.875GHz_TX

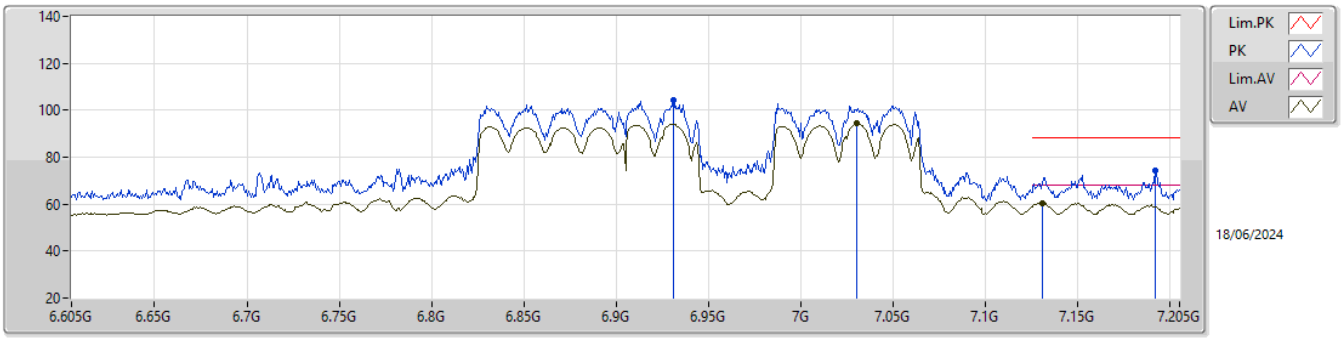

EUT Y_2TX
Setting 19.5
06-K-S-4-10

Type	Freq	Level	Limit	Margin	Raw	Dist	Condition	Azimuth	Height	Comment	AF	CL	PA
	(Hz)	(dBuV/m)	(dBuV/m)	(dB)	(dBuV)	(m)		(°)	(m)		(dB)	(dB)	(dB)
PK	6.9308G	104.43	Inf	-Inf	93.09	3	Horizontal	4	3.00	-	35.18	8.09	31.93
RMS	7.0304G	94.27	Inf	-Inf	82.61	3	Horizontal	4	3.00	-	35.68	8.18	32.20
PK	7.1918G	74.39	88.20	-13.81	62.11	3	Horizontal	4	3.00	-	36.38	8.33	32.43
RMS	7.1306G	60.52	68.20	-7.68	48.42	3	Horizontal	4	3.00	-	36.18	8.27	32.35

6.525-6.875GHz_802.11be EHT320_Nss1,(MCS0),2xRU996+RU484 CP 10_2TX

6905MHz Straddle 6.525-6.875GHz_TX

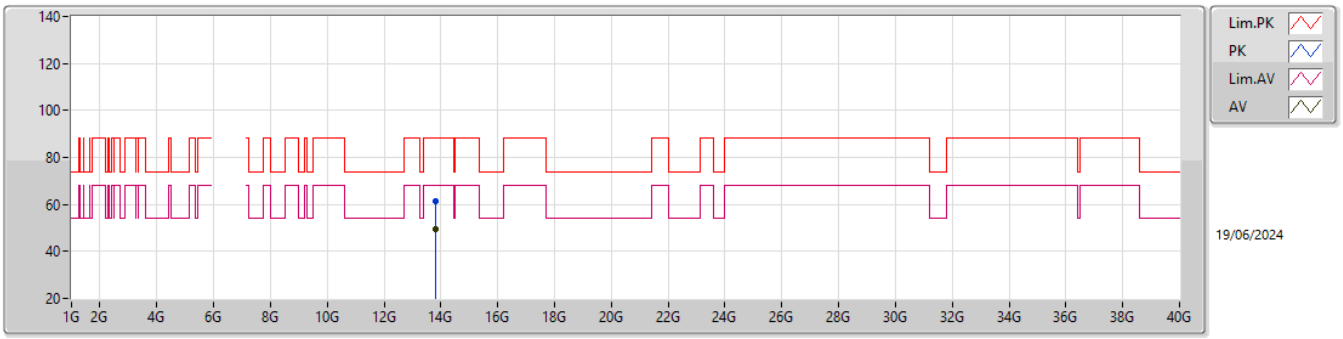

EUT Y_2TX
Setting 19.5
06-K-S-4

Type	Freq	Level	Limit	Margin	Raw	Dist	Condition	Azimuth	Height	Comment	AF	CL	PA
	(Hz)	(dBuV/m)	(dBuV/m)	(dB)	(dBuV)	(m)		(°)	(m)		(dB)	(dB)	(dB)
PK	13.82323G	61.54	88.20	-26.66	42.04	3	Vertical	198	1.02	-	40.45	11.64	32.59
RMS	13.81567G	49.56	68.20	-18.64	30.05	3	Vertical	198	1.02	-	40.47	11.64	32.60

6.525-6.875GHz_802.11be EHT320_Nss1,(MCS0),2xRU996+RU484 CP 10_2TX

6905MHz Straddle 6.525-6.875GHz_TX

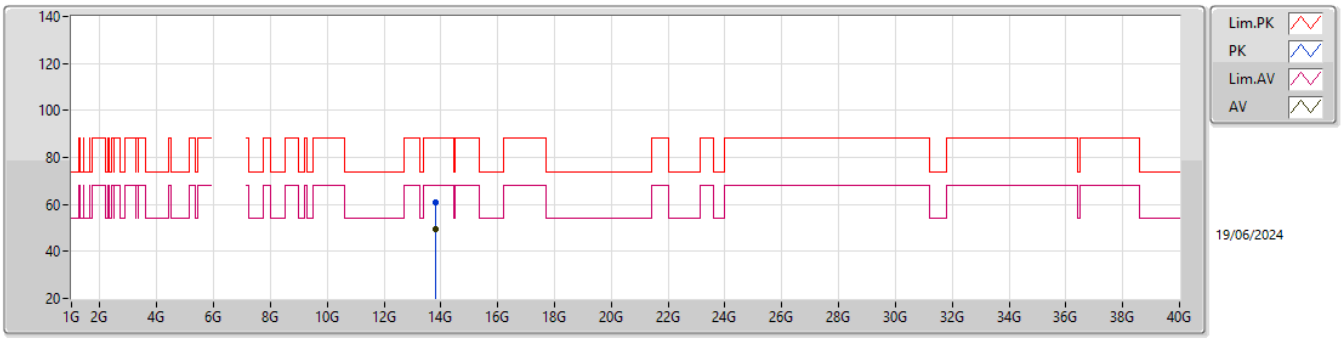

EUT Y_2TX
Setting 19.5
06-K-S-4

Type	Freq	Level	Limit	Margin	Raw	Dist	Condition	Azimuth	Height	Comment	AF	CL	PA
	(Hz)	(dBuV/m)	(dBuV/m)	(dB)	(dBuV)	(m)		(°)	(m)		(dB)	(dB)	(dB)
PK	13.82359G	60.76	88.20	-27.44	41.26	3	Horizontal	123	2.77	-	40.45	11.64	32.59
RMS	13.8124G	49.47	68.20	-18.73	29.97	3	Horizontal	123	2.77	-	40.48	11.63	32.61

6.525-6.875GHz_802.11be EHT320_Nss1,(MCS0),2xRU996+RU484 CP 10_2TX

6905MHz Straddle 6.525-6.875GHz_TX

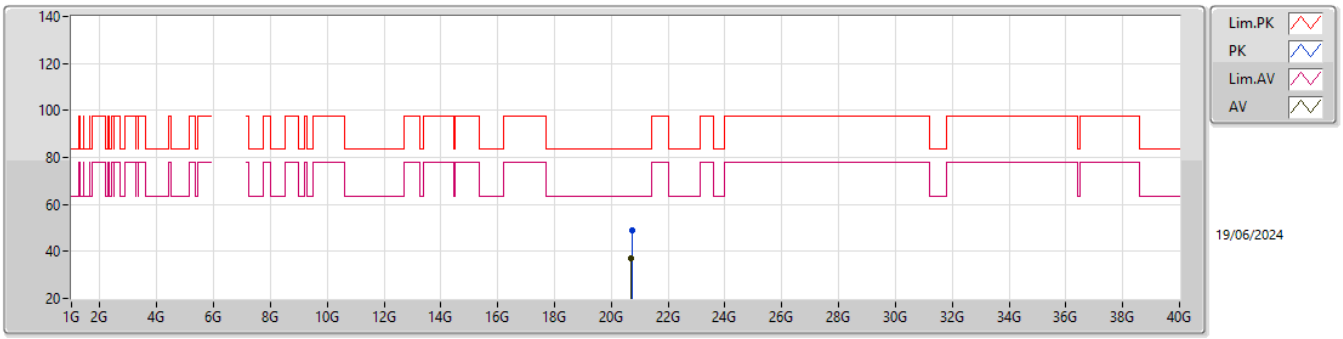

EUT Y_2TX
Setting 19.5
06-K-S-4

Type	Freq	Level	Limit	Margin	Raw	Dist	Condition	Azimuth	Height	Comment	AF	CL	PA
	(Hz)	(dBuV/m)	(dBuV/m)	(dB)	(dBuV)	(m)		(°)	(m)		(dB)	(dB)	(dB)
PK	20.72781G	49.09	83.54	-34.45	44.49	1	Vertical	25	2.30	-	37.84	15.78	49.02
AV	20.70297G	36.85	63.54	-26.69	32.23	1	Vertical	25	2.30	-	37.89	15.76	49.03

6.525-6.875GHz_802.11be EHT320_Nss1,(MCS0),2xRU996+RU484 CP 10_2TX

6905MHz Straddle 6.525-6.875GHz_TX

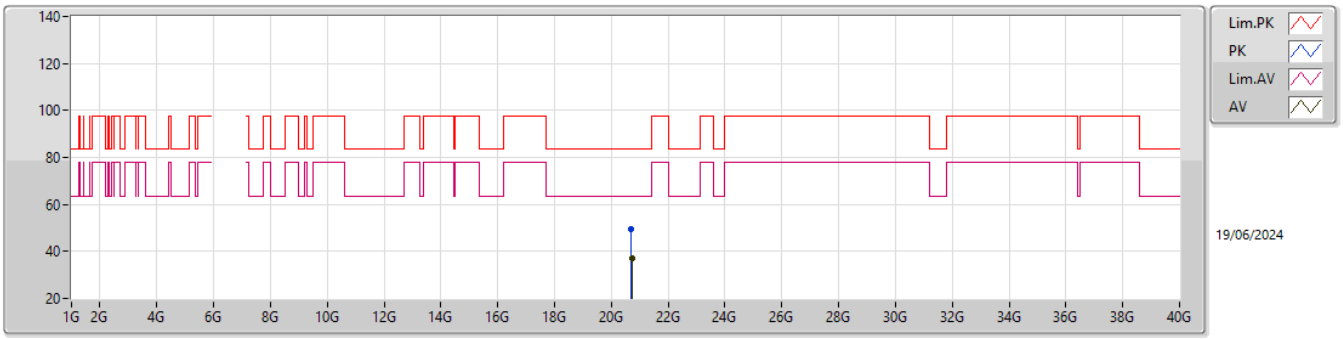

EUT Y_2TX
Setting 19.5
06-K-S-4

Type	Freq	Level	Limit	Margin	Raw	Dist	Condition	Azimuth	Height	Comment	AF	CL	PA
	(Hz)	(dBuV/m)	(dBuV/m)	(dB)	(dBuV)	(m)		(°)	(m)		(dB)	(dB)	(dB)
PK	20.70264G	49.23	83.54	-34.31	44.61	1	Horizontal	267	1.17	-	37.89	15.76	49.03
AV	20.71527G	36.98	63.54	-26.56	32.37	1	Horizontal	267	1.17	-	37.87	15.77	49.03

5.925-6.425GHz_802.11be EHT80_Nss1,(MCS0),RU484+RU242 CP 2_4TX

5985MHz_TX

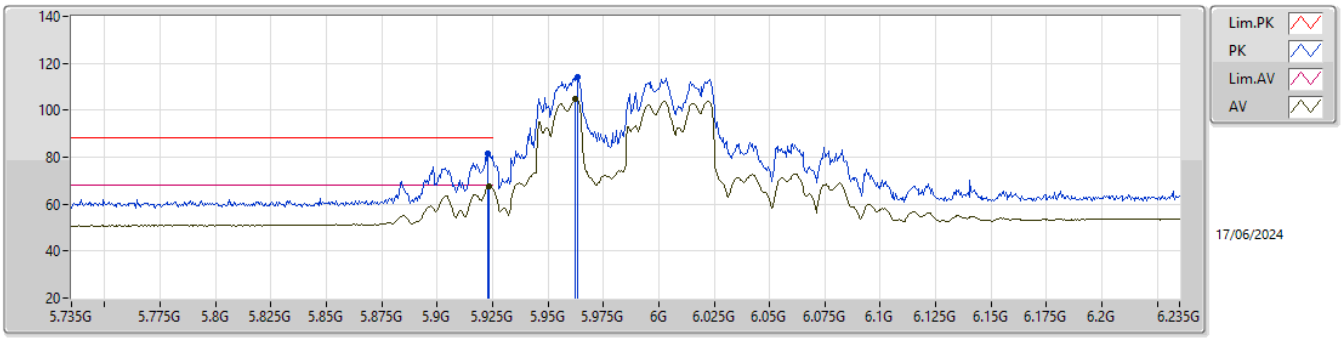

EUT Y_4TX
Setting 18.5
06-K-R-7-10

Type	Freq	Level	Limit	Margin	Raw	Dist	Condition	Azimuth	Height	Comment	AF	CL	PA
	(Hz)	(dBuV/m)	(dBuV/m)	(dB)	(dBuV)	(m)		(°)	(m)		(dB)	(dB)	(dB)
PK	5.923G	81.77	88.20	-6.43	73.38	3	Vertical	315	1.46	-	32.55	7.44	31.60
RMS	5.9235G	67.60	68.20	-0.60	59.21	3	Vertical	315	1.46	-	32.55	7.44	31.60
PK	5.9635G	114.12	Inf	-Inf	105.70	3	Vertical	315	1.46	-	32.57	7.46	31.61
RMS	5.9625G	104.60	Inf	-Inf	96.17	3	Vertical	315	1.46	-	32.58	7.46	31.61

5.925-6.425GHz_802.11be EHT80_Nss1,(MCS0),RU484+RU242 CP 2_4TX

5985MHz_TX

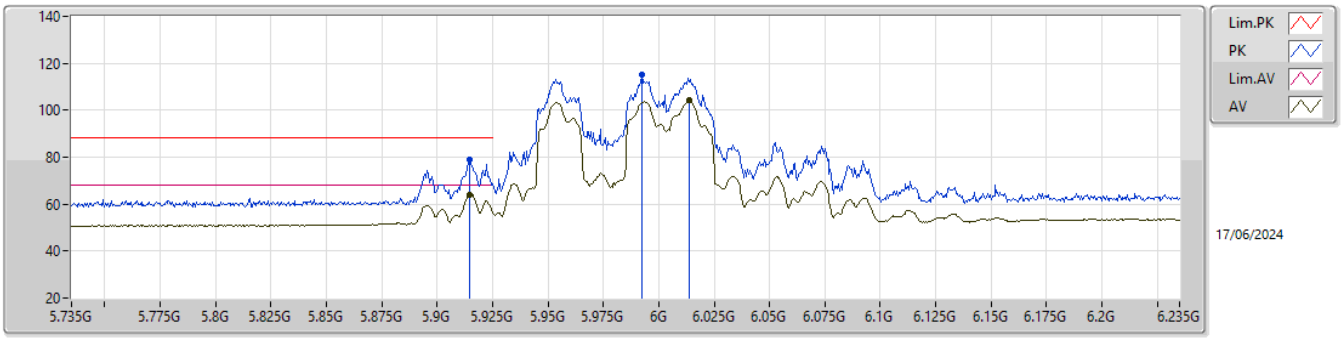

EUT Y_4TX
Setting 18.5
06-K-R-7-10

Type	Freq	Level	Limit	Margin	Raw	Dist	Condition	Azimuth	Height	Comment	AF	CL	PA
	(Hz)	(dBuV/m)	(dBuV/m)	(dB)	(dBuV)	(m)		(°)	(m)		(dB)	(dB)	(dB)
PK	5.9145G	78.88	88.20	-9.32	70.51	3	Horizontal	298	1.87	-	32.53	7.44	31.60
RMS	5.9145G	63.94	68.20	-4.26	55.57	3	Horizontal	298	1.87	-	32.53	7.44	31.60
PK	5.9925G	115.18	Inf	-Inf	106.80	3	Horizontal	298	1.87	-	32.52	7.47	31.61
RMS	6.014G	104.25	Inf	-Inf	95.82	3	Horizontal	298	1.87	-	32.53	7.48	31.58

5.925-6.425GHz_802.11be EHT80_Nss1,(MCS0),RU484+RU242 CP 2_4TX

5985MHz_TX

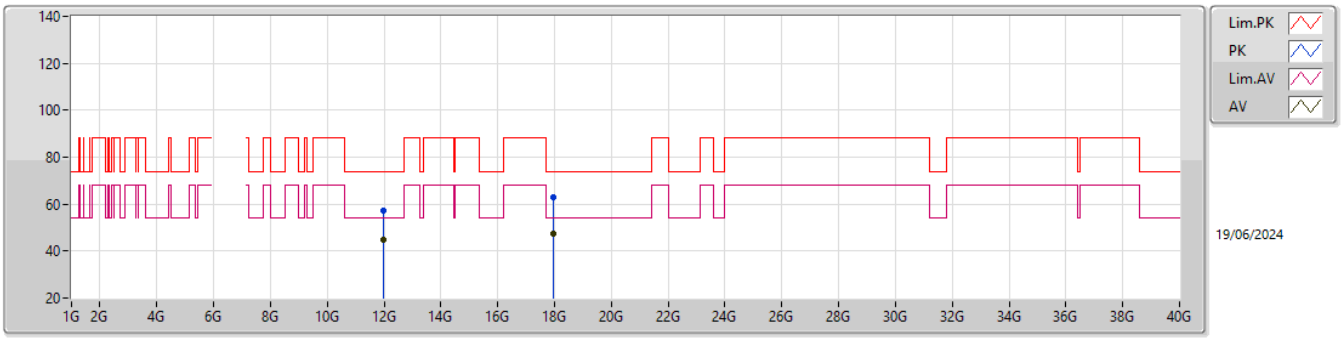

EUT Y_4TX
Setting 18.5
06-K-R-7

Type	Freq	Level	Limit	Margin	Raw	Dist	Condition	Azimuth	Height	Comment	AF	CL	PA
	(Hz)	(dBuV/m)	(dBuV/m)	(dB)	(dBuV)	(m)		(°)	(m)		(dB)	(dB)	(dB)
PK	11.97342G	57.37	74.00	-16.63	40.61	3	Vertical	122	1.81	-	38.94	10.80	32.98
AV	11.98347G	44.88	54.00	-9.12	28.06	3	Vertical	122	1.81	-	39.00	10.80	32.98
PK	17.96652G	62.95	74.00	-11.05	32.65	3	Vertical	84	2.31	-	50.99	13.55	34.24
AV	17.96823G	47.22	54.00	-6.78	16.83	3	Vertical	84	2.31	-	51.08	13.56	34.25

5.925-6.425GHz_802.11be EHT80_Nss1,(MCS0),RU484+RU242 CP 2_4TX

5985MHz_TX

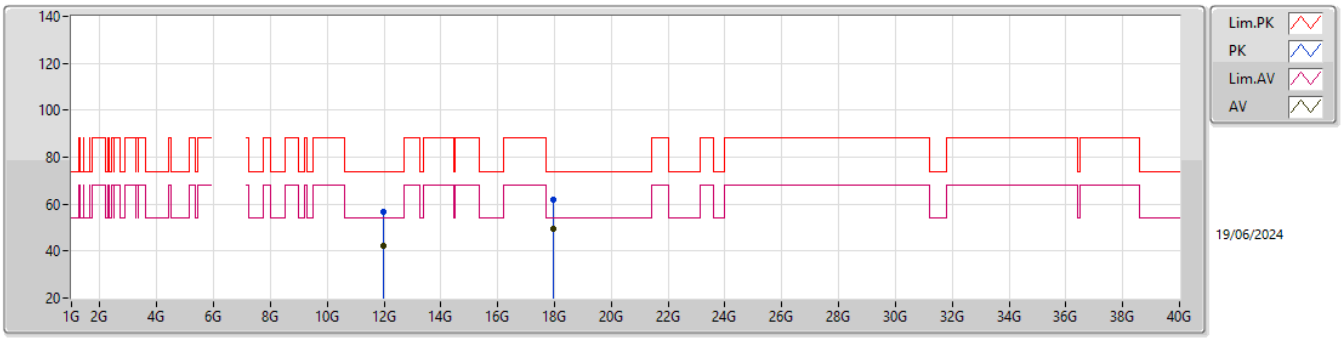

EUT Y_4TX
Setting 18.5
06-K-R-7

Type	Freq	Level	Limit	Margin	Raw	Dist	Condition	Azimuth	Height	Comment	AF	CL	PA
	(Hz)	(dBuV/m)	(dBuV/m)	(dB)	(dBuV)	(m)		(°)	(m)		(dB)	(dB)	(dB)
PK	11.9685G	56.82	74.00	-17.18	40.09	3	Horizontal	293	1.46	-	38.91	10.80	32.98
AV	11.9844G	42.10	54.00	-11.90	25.27	3	Horizontal	293	1.46	-	39.01	10.80	32.98
PK	17.94261G	61.80	74.00	-12.20	32.55	3	Horizontal	334	2.20	-	49.88	13.54	34.17
AV	17.96985G	49.33	54.00	-4.67	18.85	3	Horizontal	334	2.20	-	51.17	13.56	34.25

5.925-6.425GHz_802.11be EHT80_Nss1,(MCS0),RU484+RU242 CP 2_4TX

5985MHz_TX

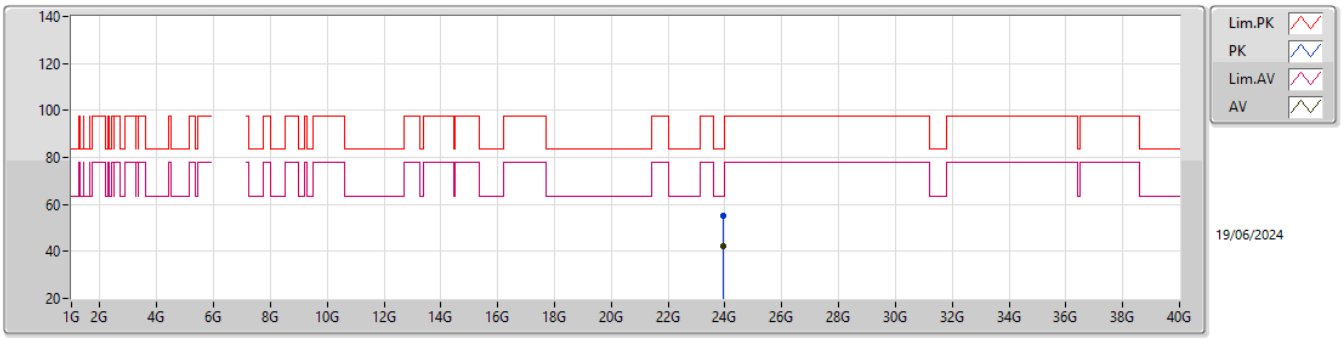

EUT Y_4TX
Setting 18.5
06-K-R-7

Type	Freq	Level	Limit	Margin	Raw	Dist	Condition	Azimuth	Height	Comment	AF	CL	PA
	(Hz)	(dBuV/m)	(dBuV/m)	(dB)	(dBuV)	(m)		(°)	(m)		(dB)	(dB)	(dB)
PK	23.93502G	55.00	83.54	-28.54	45.87	1	Vertical	145	1.59	-	38.87	17.38	47.12
AV	23.94228G	42.20	63.54	-21.34	33.06	1	Vertical	145	1.59	-	38.88	17.38	47.12

5.925-6.425GHz_802.11be EHT80_Nss1,(MCS0),RU484+RU242 CP 2_4TX

5985MHz_TX

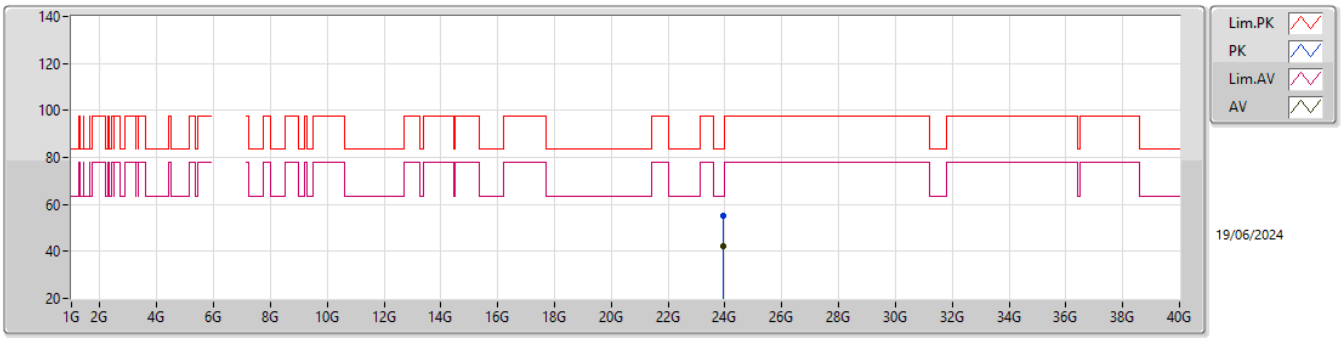

EUT Y_4TX
Setting 18.5
06-K-R-7

Type	Freq	Level	Limit	Margin	Raw	Dist	Condition	Azimuth	Height	Comment	AF	CL	PA
	(Hz)	(dBuV/m)	(dBuV/m)	(dB)	(dBuV)	(m)		(°)	(m)		(dB)	(dB)	(dB)
PK	23.95302G	55.15	83.54	-28.39	45.96	1	Horizontal	22	2.01	-	38.91	17.39	47.11
AV	23.92548G	42.18	63.54	-21.36	33.08	1	Horizontal	22	2.01	-	38.85	17.38	47.13

6.875-7.125GHz_802.11be EHT80_Nss1,(MCS0),RU484+RU242 CP 1_4TX

7025MHz_TX

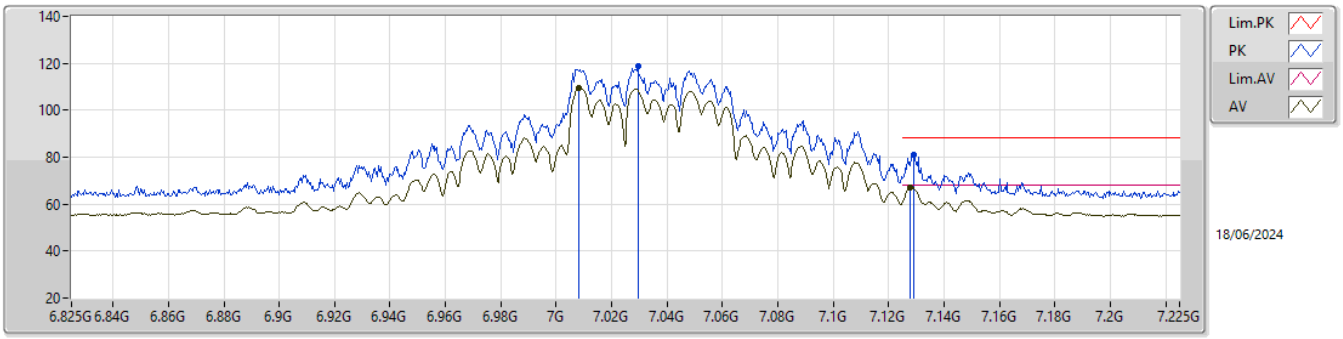

EUT Y_4TX
Setting 21.5
06-K-R-7-10

Type	Freq	Level	Limit	Margin	Raw	Dist	Condition	Azimuth	Height	Comment	AF	CL	PA
	(Hz)	(dBuV/m)	(dBuV/m)	(dB)	(dBuV)	(m)		(°)	(m)		(dB)	(dB)	(dB)
PK	7.0294G	118.66	Inf	-Inf	107.00	3	Vertical	325	2.68	-	35.68	8.18	32.20
RMS	7.0082G	109.44	Inf	-Inf	97.90	3	Vertical	325	2.68	-	35.55	8.16	32.17
PK	7.129G	81.25	88.20	-6.95	69.15	3	Vertical	325	2.68	-	36.17	8.27	32.34
RMS	7.1278G	67.07	68.20	-1.13	54.97	3	Vertical	325	2.68	-	36.17	8.27	32.34

6.875-7.125GHz_802.11be EHT80_Nss1,(MCS0),RU484+RU242 CP 1_4TX

7025MHz_TX

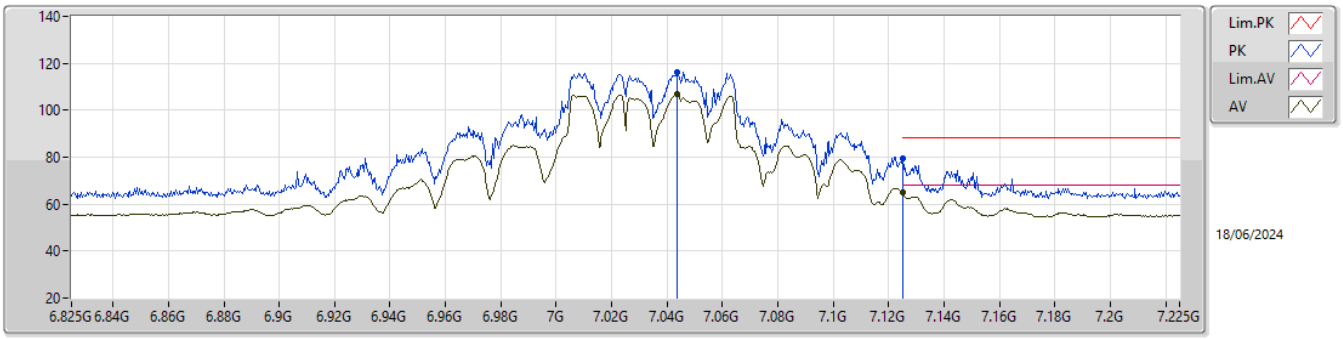

EUT Y_4TX
Setting 21.5
06-K-R-7-10

Type	Freq	Level	Limit	Margin	Raw	Dist	Condition	Azimuth	Height	Comment	AF	CL	PA
	(Hz)	(dBuV/m)	(dBuV/m)	(dB)	(dBuV)	(m)		(°)	(m)		(dB)	(dB)	(dB)
PK	7.0438G	116.34	Inf	-Inf	104.61	3	Horizontal	55	1.98	-	35.76	8.19	32.22
RMS	7.0438G	107.02	Inf	-Inf	95.29	3	Horizontal	55	1.98	-	35.76	8.19	32.22
PK	7.125G	79.66	88.20	-8.54	67.58	3	Horizontal	55	1.98	-	36.15	8.27	32.34
RMS	7.125G	64.77	68.20	-3.43	52.69	3	Horizontal	55	1.98	-	36.15	8.27	32.34

6.875-7.125GHz_802.11be EHT80_Nss1,(MCS0),RU484+RU242 CP 1_4TX

7025MHz_TX

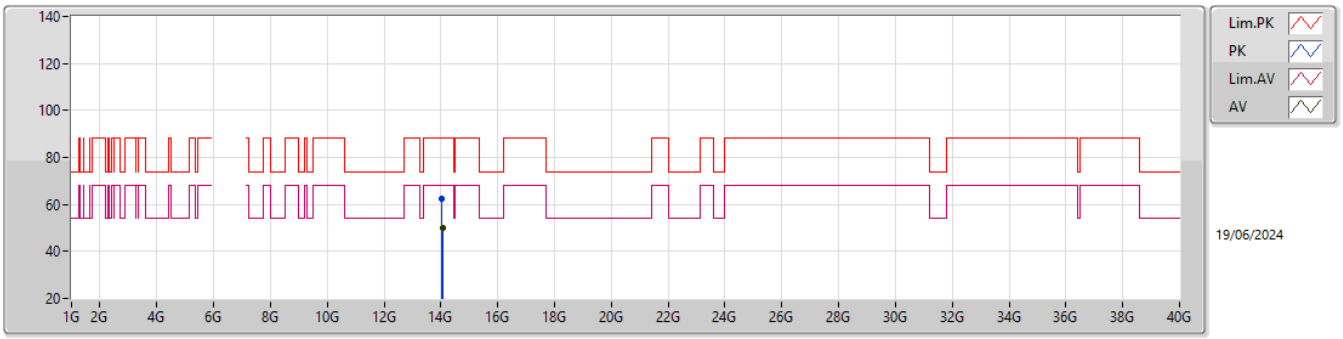

EUT Y_4TX
Setting 21.5
06-K-R-7

Type	Freq	Level	Limit	Margin	Raw	Dist	Condition	Azimuth	Height	Comment	AF	CL	PA
	(Hz)	(dBuV/m)	(dBuV/m)	(dB)	(dBuV)	(m)		(°)	(m)		(dB)	(dB)	(dB)
PK	14.04304G	62.28	88.20	-25.92	42.00	3	Vertical	323	2.01	-	40.90	11.74	32.36
RMS	14.06335G	50.12	68.20	-18.08	29.84	3	Vertical	323	2.01	-	40.90	11.75	32.37

6.875-7.125GHz_802.11be EHT80_Nss1,(MCS0),RU484+RU242 CP 1_4TX

7025MHz_TX

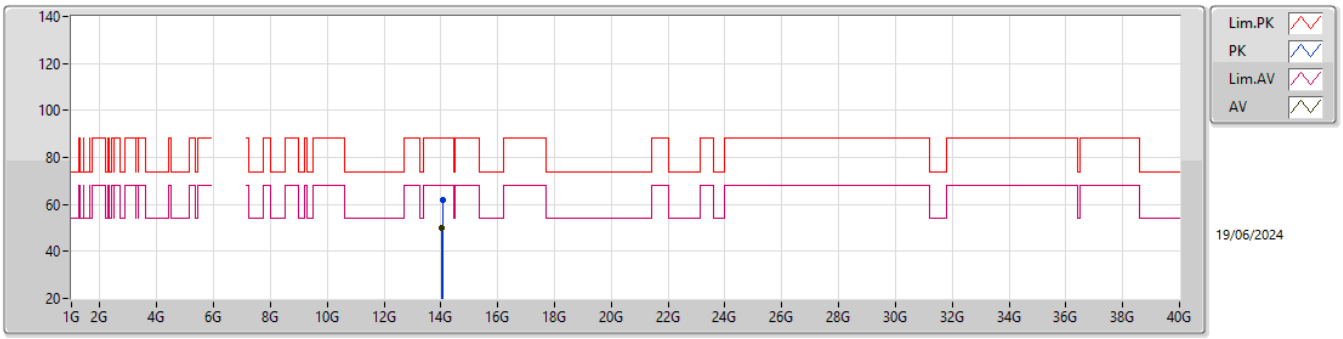

EUT Y_4TX
Setting 21.5
06-K-R-7

Type	Freq	Level	Limit	Margin	Raw	Dist	Condition	Azimuth	Height	Comment	AF	CL	PA
	(Hz)	(dBuV/m)	(dBuV/m)	(dB)	(dBuV)	(m)		(°)	(m)		(dB)	(dB)	(dB)
PK	14.06227G	61.74	88.20	-26.46	41.46	3	Horizontal	145	1.47	-	40.90	11.75	32.37
RMS	14.03539G	50.03	68.20	-18.17	29.74	3	Horizontal	145	1.47	-	40.90	11.74	32.35

6.875-7.125GHz_802.11be EHT80_Nss1,(MCS0),RU484+RU242 CP 1_4TX

7025MHz_TX

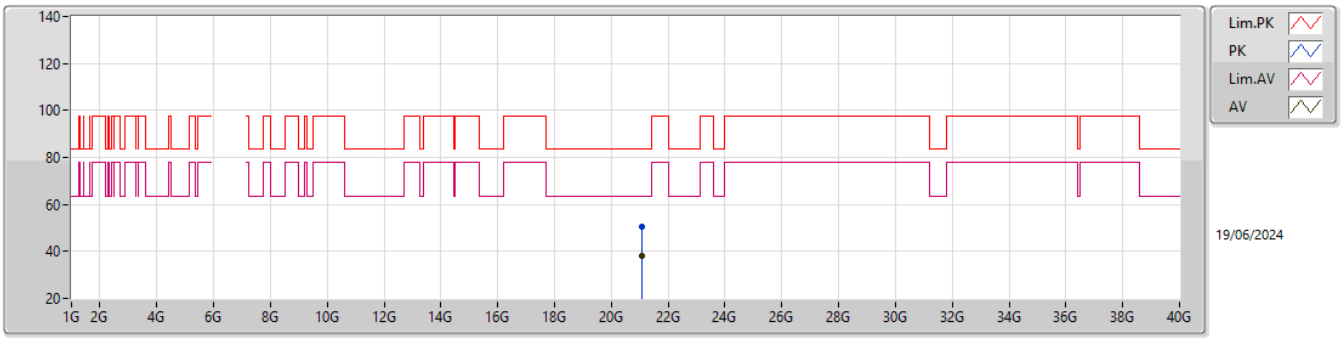

EUT Y_4TX
Setting 21.5
06-K-R-7

Type	Freq	Level	Limit	Margin	Raw	Dist	Condition	Azimuth	Height	Comment	AF	CL	PA
	(Hz)	(dBuV/m)	(dBuV/m)	(dB)	(dBuV)	(m)		(°)	(m)		(dB)	(dB)	(dB)
PK	21.07068G	50.58	83.54	-32.96	45.11	1	Vertical	44	1.44	-	38.28	16.06	48.87
AV	21.06G	38.25	63.54	-25.29	32.73	1	Vertical	44	1.44	-	38.34	16.05	48.87

6.875-7.125GHz_802.11be EHT80_Nss1,(MCS0),RU484+RU242 CP 1_4TX

7025MHz_TX

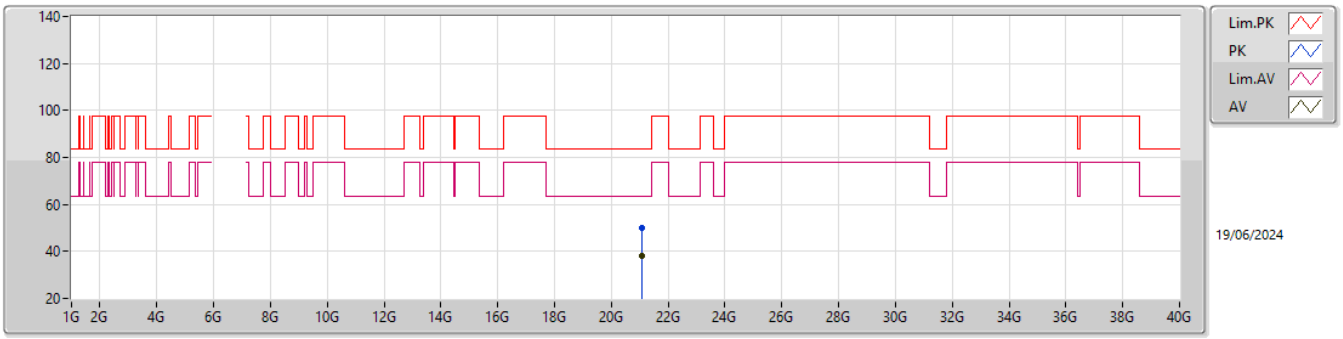

EUT Y_4TX
Setting 21.5
06-K-R-7

Type	Freq	Level	Limit	Margin	Raw	Dist	Condition	Azimuth	Height	Comment	AF	CL	PA
	(Hz)	(dBuV/m)	(dBuV/m)	(dB)	(dBuV)	(m)		(°)	(m)		(dB)	(dB)	(dB)
PK	21.07665G	50.19	83.54	-33.35	44.76	1	Horizontal	293	2.06	-	38.24	16.06	48.87
AV	21.07932G	38.21	63.54	-25.33	32.80	1	Horizontal	293	2.06	-	38.22	16.06	48.87

5.925-6.425GHz_802.11be EHT160_Nss1,(MCS0),RU996+RU484+RU242 CP 8_4TX

6025MHz_TX

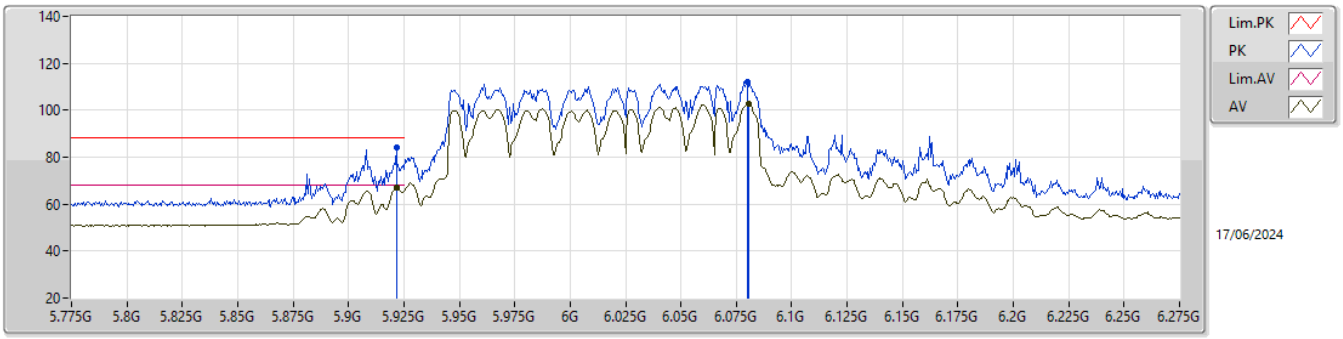

EUT Y_4TX
Setting 19
06-K-R-7-10

Type	Freq	Level	Limit	Margin	Raw	Dist	Condition	Azimuth	Height	Comment	AF	CL	PA
	(Hz)	(dBuV/m)	(dBuV/m)	(dB)	(dBuV)	(m)		(°)	(m)		(dB)	(dB)	(dB)
PK	5.9215G	83.96	88.20	-4.24	75.58	3	Vertical	55	1.80	-	32.54	7.44	31.60
RMS	5.922G	66.98	68.20	-1.22	58.60	3	Vertical	55	1.80	-	32.54	7.44	31.60
PK	6.08G	112.28	Inf	-Inf	103.58	3	Vertical	55	1.80	-	32.60	7.53	31.43
RMS	6.0805G	102.72	Inf	-Inf	94.02	3	Vertical	55	1.80	-	32.60	7.53	31.43

5.925-6.425GHz_802.11be EHT160_Nss1,(MCS0),RU996+RU484+RU242 CP 8_4TX

6025MHz_TX

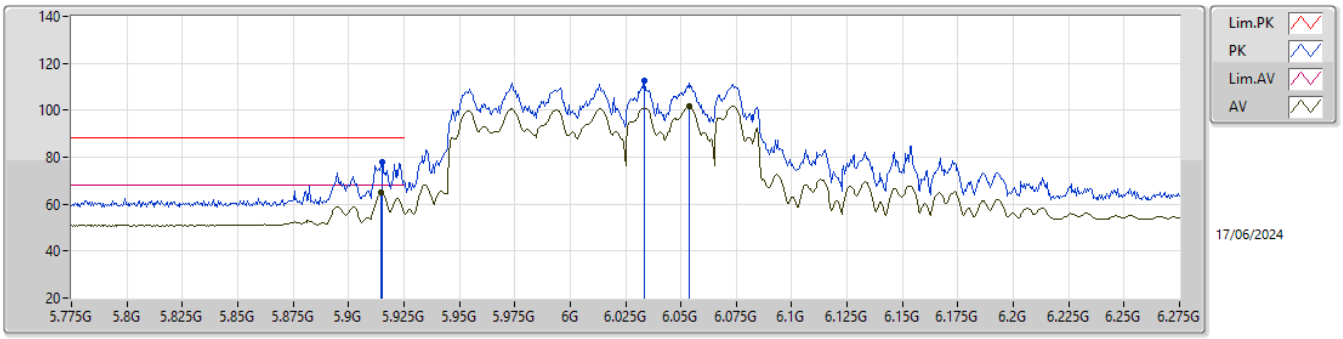

EUT Y_4TX
Setting 19
06-K-R-7-10

Type	Freq	Level	Limit	Margin	Raw	Dist	Condition	Azimuth	Height	Comment	AF	CL	PA
	(Hz)	(dBuV/m)	(dBuV/m)	(dB)	(dBuV)	(m)		(°)	(m)		(dB)	(dB)	(dB)
PK	5.915G	77.68	88.20	-10.52	69.31	3	Horizontal	293	1.80	-	32.53	7.44	31.60
RMS	5.9145G	64.95	68.20	-3.25	56.58	3	Horizontal	293	1.80	-	32.53	7.44	31.60
PK	6.0335G	112.36	Inf	-Inf	103.83	3	Horizontal	293	1.80	-	32.57	7.50	31.54
RMS	6.0535G	101.94	Inf	-Inf	93.32	3	Horizontal	293	1.80	-	32.60	7.51	31.49

5.925-6.425GHz_802.11be EHT160_Nss1,(MCS0),RU996+RU484+RU242 CP 8_4TX

6025MHz_TX

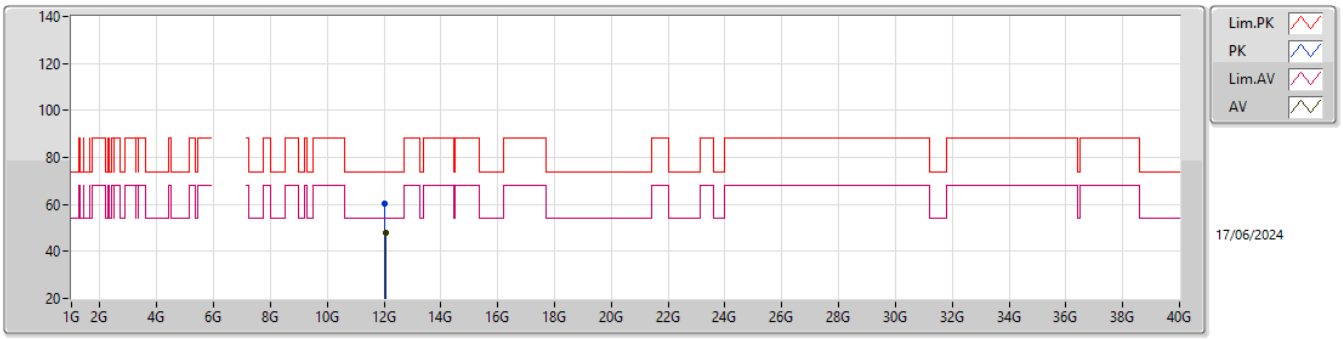

EUT Y_4TX
Setting 19
06-K-R-7

Type	Freq	Level	Limit	Margin	Raw	Dist	Condition	Azimuth	Height	Comment	AF	CL	PA
	(Hz)	(dBuV/m)	(dBuV/m)	(dB)	(dBuV)	(m)		(°)	(m)		(dB)	(dB)	(dB)
PK	12.03956G	60.42	74.00	-13.58	43.36	3	Vertical	93	1.18	-	39.18	10.83	32.95
AV	12.06131G	47.69	54.00	-6.31	30.56	3	Vertical	93	1.18	-	39.22	10.84	32.93

5.925-6.425GHz_802.11be EHT160_Nss1,(MCS0),RU996+RU484+RU242 CP 8_4TX

6025MHz_TX

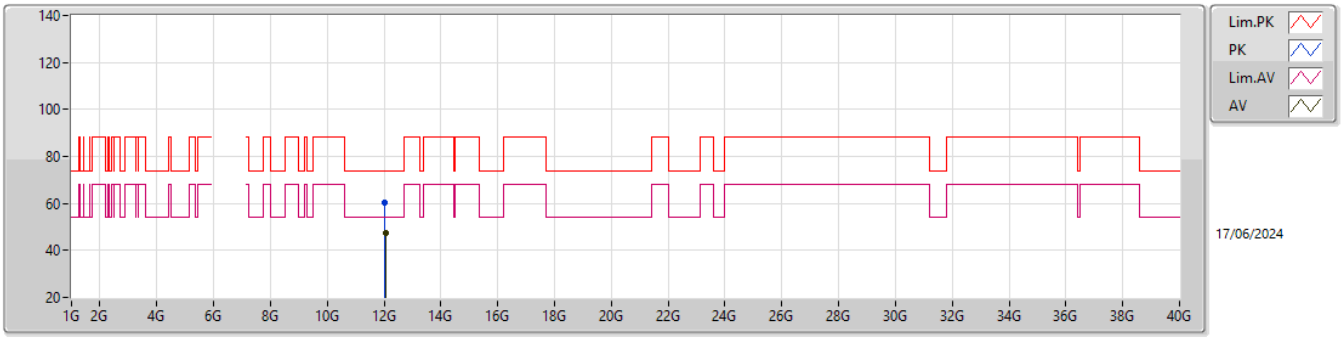

EUT Y_4TX
Setting 19
06-K-R-7

Type	Freq	Level	Limit	Margin	Raw	Dist	Condition	Azimuth	Height	Comment	AF	CL	PA
	(Hz)	(dBuV/m)	(dBuV/m)	(dB)	(dBuV)	(m)		(°)	(m)		(dB)	(dB)	(dB)
PK	12.03833G	60.43	74.00	-13.57	43.37	3	Horizontal	206	1.40	-	39.18	10.83	32.95
AV	12.05741G	47.61	54.00	-6.39	30.49	3	Horizontal	206	1.40	-	39.21	10.84	32.93

5.925-6.425GHz_802.11be EHT160_Nss1,(MCS0),RU996+RU484+RU242 CP 8_4TX

6025MHz_TX

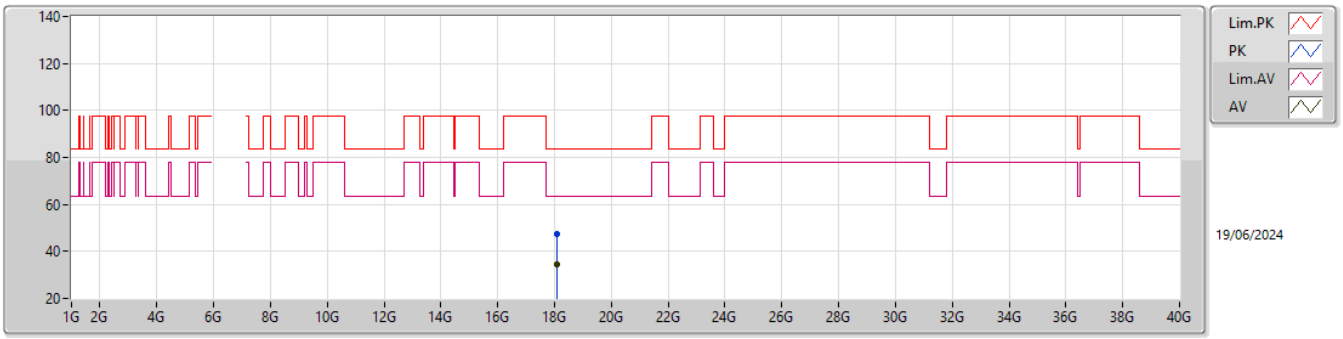

EUT Y_4TX
Setting 19
06-K-R-7

Type	Freq	Level	Limit	Margin	Raw	Dist	Condition	Azimuth	Height	Comment	AF	CL	PA
	(Hz)	(dBuV/m)	(dBuV/m)	(dB)	(dBuV)	(m)		(°)	(m)		(dB)	(dB)	(dB)
PK	18.07119G	47.34	83.54	-36.20	44.03	1	Vertical	191	1.32	-	37.48	15.30	49.47
AV	18.08976G	34.70	63.54	-28.84	31.32	1	Vertical	191	1.32	-	37.56	15.30	49.48

5.925-6.425GHz_802.11be EHT160_Nss1,(MCS0),RU996+RU484+RU242 CP 8_4TX

6025MHz_TX

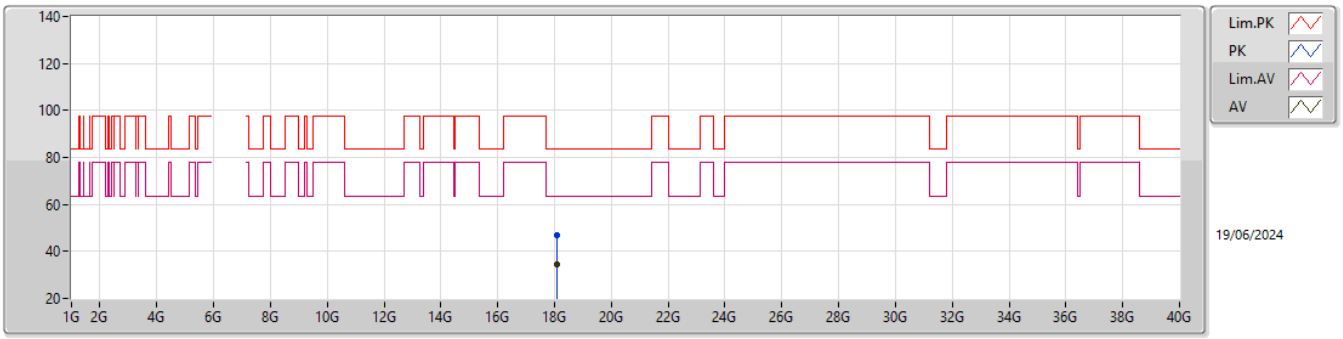

EUT Y_4TX
Setting 19
06-K-R-7

Type	Freq	Level	Limit	Margin	Raw	Dist	Condition	Azimuth	Height	Comment	AF	CL	PA
	(Hz)	(dBuV/m)	(dBuV/m)	(dB)	(dBuV)	(m)		(°)	(m)		(dB)	(dB)	(dB)
PK	18.06789G	47.05	83.54	-36.49	43.75	1	Horizontal	301	1.15	-	37.47	15.30	49.47
AV	18.08925G	34.69	63.54	-28.85	31.31	1	Horizontal	301	1.15	-	37.56	15.30	49.48

5.925-6.425GHz_802.11be EHT160_Nss1,(MCS0),RU996+RU484 CP 4_4TX

6025MHz_TX

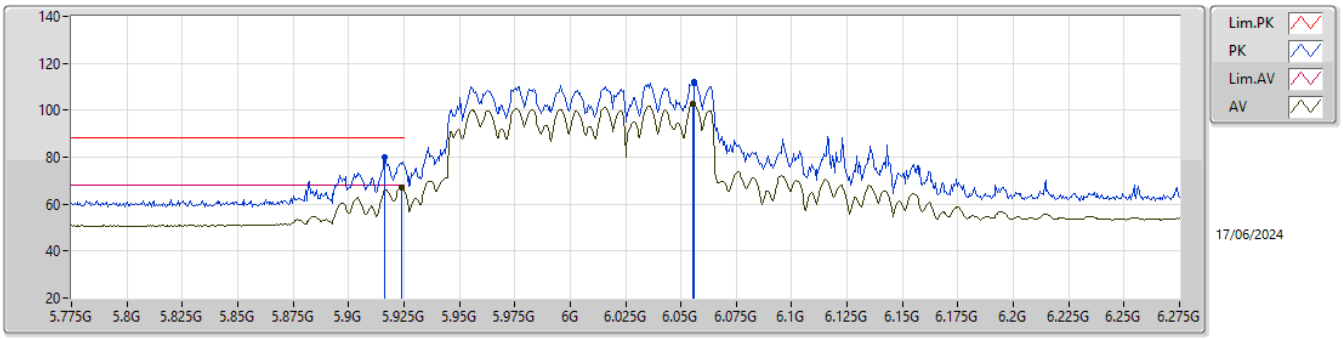

EUT Y_4TX
Setting 19
06-K-R-7-10

Type	Freq	Level	Limit	Margin	Raw	Dist	Condition	Azimuth	Height	Comment	AF	CL	PA
	(Hz)	(dBuV/m)	(dBuV/m)	(dB)	(dBuV)	(m)		(°)	(m)		(dB)	(dB)	(dB)
PK	5.9165G	80.17	88.20	-8.03	71.80	3	Vertical	334	1.96	-	32.53	7.44	31.60
RMS	5.924G	67.05	68.20	-1.15	58.66	3	Vertical	334	1.96	-	32.55	7.44	31.60
PK	6.056G	111.87	Inf	-Inf	103.25	3	Vertical	334	1.96	-	32.60	7.51	31.49
RMS	6.0555G	102.72	Inf	-Inf	94.10	3	Vertical	334	1.96	-	32.60	7.51	31.49

5.925-6.425GHz_802.11be EHT160_Nss1,(MCS0),RU996+RU484 CP 4_4TX

6025MHz_TX

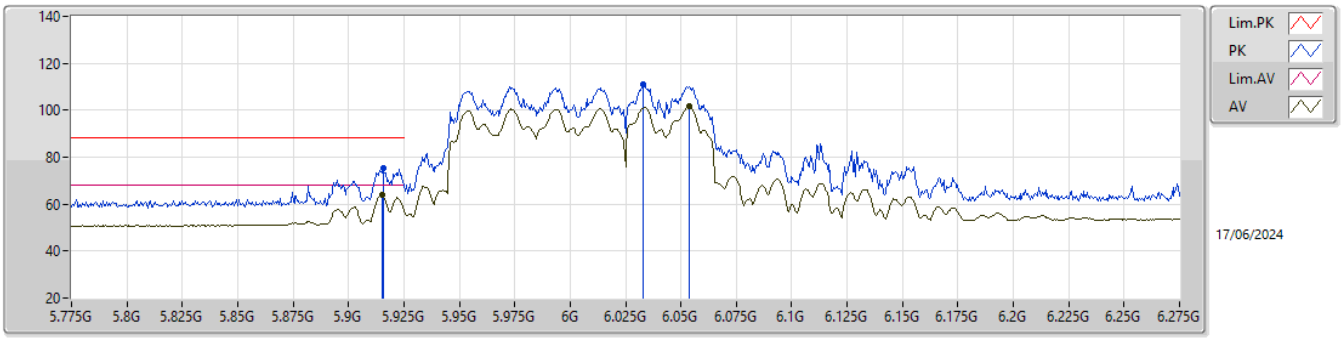

EUT Y_4TX
Setting 19
06-K-R-7-10

Type	Freq	Level	Limit	Margin	Raw	Dist	Condition	Azimuth	Height	Comment	AF	CL	PA
	(Hz)	(dBuV/m)	(dBuV/m)	(dB)	(dBuV)	(m)		(°)	(m)		(dB)	(dB)	(dB)
PK	5.9155G	75.12	88.20	-13.08	66.75	3	Horizontal	296	1.80	-	32.53	7.44	31.60
RMS	5.915G	64.04	68.20	-4.16	55.67	3	Horizontal	296	1.80	-	32.53	7.44	31.60
PK	6.033G	110.85	Inf	-Inf	102.32	3	Horizontal	296	1.80	-	32.57	7.50	31.54
RMS	6.0535G	101.72	Inf	-Inf	93.10	3	Horizontal	296	1.80	-	32.60	7.51	31.49

5.925-6.425GHz_802.11be EHT160_Nss1,(MCS0),RU996+RU484 CP 4_4TX

6025MHz_TX

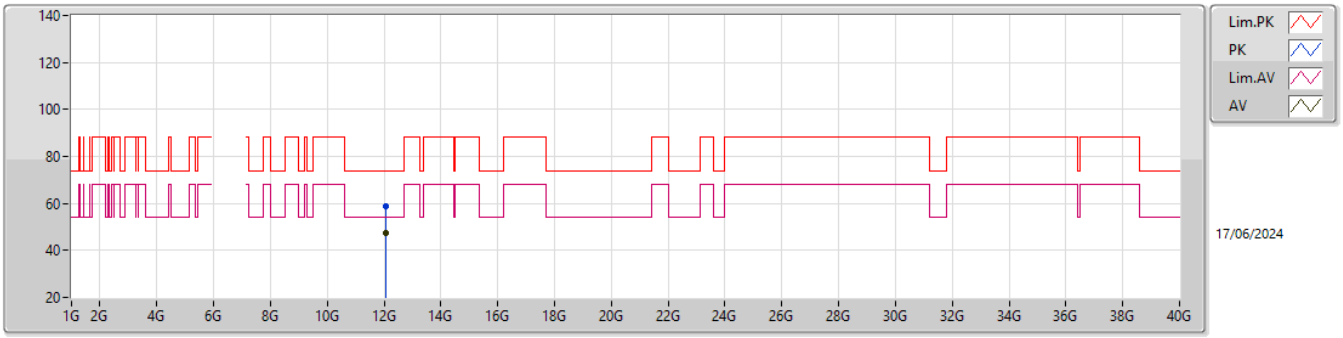

EUT Y_4TX
Setting 19
06-K-R-7

Type	Freq	Level	Limit	Margin	Raw	Dist	Condition	Azimuth	Height	Comment	AF	CL	PA
	(Hz)	(dBuV/m)	(dBuV/m)	(dB)	(dBuV)	(m)		(°)	(m)		(dB)	(dB)	(dB)
PK	12.05069G	58.98	74.00	-15.02	41.89	3	Vertical	215	2.44	-	39.20	10.83	32.94
AV	12.06329G	47.56	54.00	-6.44	30.42	3	Vertical	215	2.44	-	39.23	10.84	32.93

5.925-6.425GHz_802.11be EHT160_Nss1,(MCS0),RU996+RU484 CP 4_4TX

6025MHz_TX

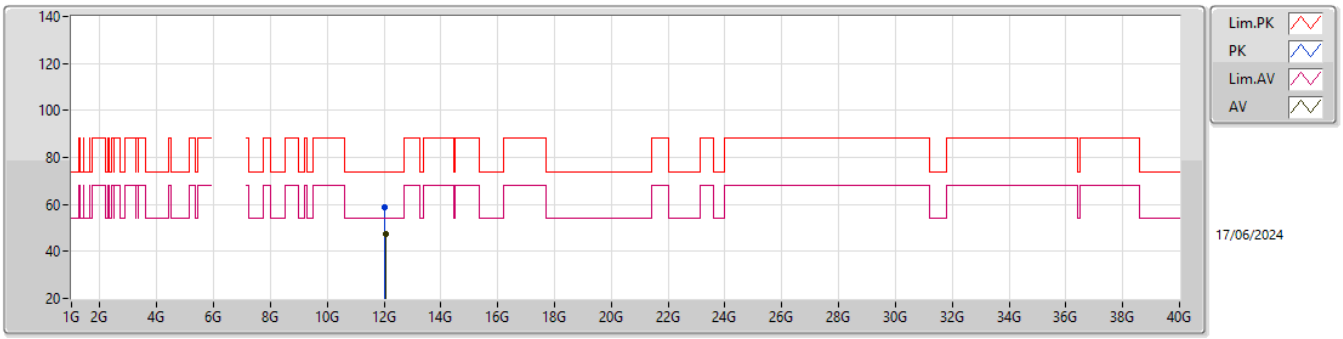

EUT Y_4TX
Setting 19
06-K-R-7

Type	Freq	Level	Limit	Margin	Raw	Dist	Condition	Azimuth	Height	Comment	AF	CL	PA
	(Hz)	(dBuV/m)	(dBuV/m)	(dB)	(dBuV)	(m)		(°)	(m)		(dB)	(dB)	(dB)
PK	12.03803G	58.97	74.00	-15.03	41.91	3	Horizontal	124	2.39	-	39.18	10.83	32.95
AV	12.05078G	47.57	54.00	-6.43	30.48	3	Horizontal	124	2.39	-	39.20	10.83	32.94

5.925-6.425GHz_802.11be EHT160_Nss1,(MCS0),RU996+RU484 CP 4_4TX

6025MHz_TX

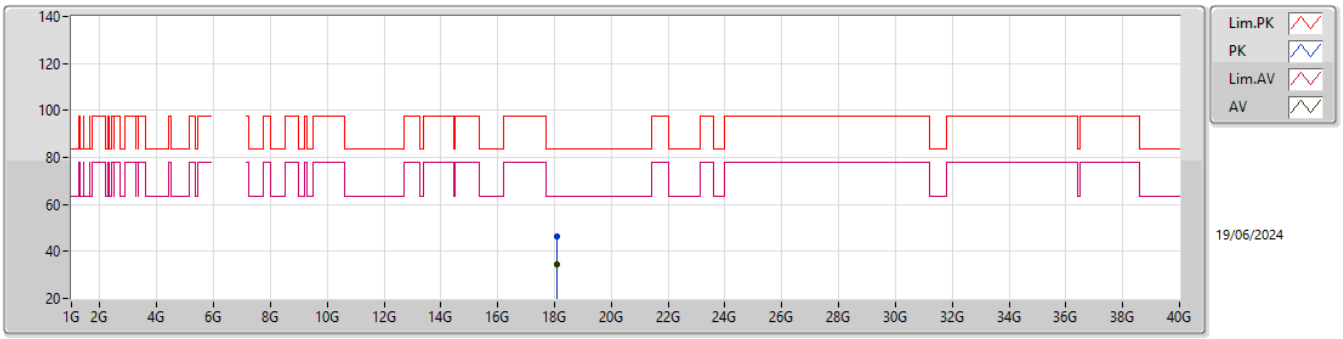

EUT Y_4TX
Setting 19
06-K-R-7

Type	Freq	Level	Limit	Margin	Raw	Dist	Condition	Azimuth	Height	Comment	AF	CL	PA
	(Hz)	(dBuV/m)	(dBuV/m)	(dB)	(dBuV)	(m)		(°)	(m)		(dB)	(dB)	(dB)
PK	18.06975G	46.55	83.54	-36.99	43.24	1	Vertical	90	1.21	-	37.48	15.30	49.47
AV	18.08964G	34.70	63.54	-28.84	31.32	1	Vertical	90	1.21	-	37.56	15.30	49.48

5.925-6.425GHz_802.11be EHT160_Nss1,(MCS0),RU996+RU484 CP 4_4TX

6025MHz_TX

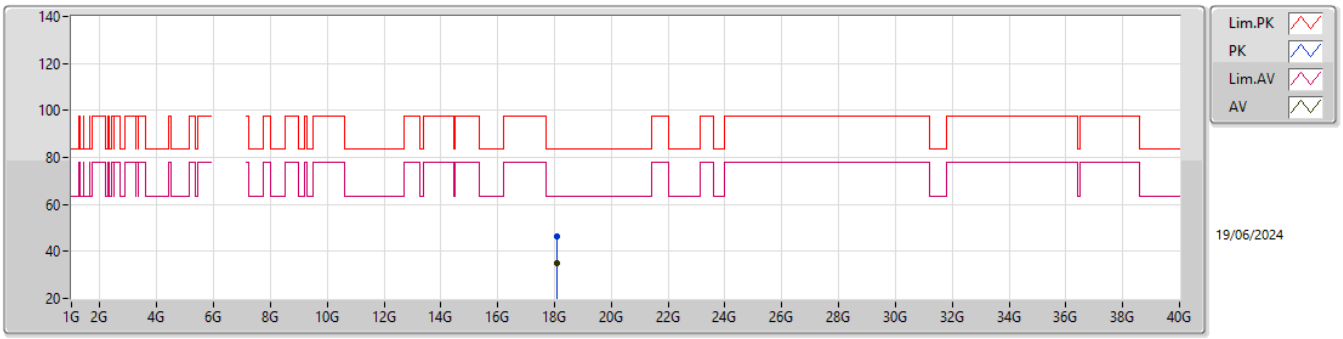

EUT Y_4TX
Setting 19
06-K-R-7

Type	Freq	Level	Limit	Margin	Raw	Dist	Condition	Azimuth	Height	Comment	AF	CL	PA
	(Hz)	(dBuV/m)	(dBuV/m)	(dB)	(dBuV)	(m)		(°)	(m)		(dB)	(dB)	(dB)
PK	18.08838G	46.56	83.54	-36.98	43.19	1	Horizontal	341	1.93	-	37.55	15.30	49.48
AV	18.08982G	34.78	63.54	-28.76	31.40	1	Horizontal	341	1.93	-	37.56	15.30	49.48

6.875-7.125GHz_802.11be EHT160_Nss1,(MCS0),RU996+RU484+RU242 CP 3_4TX

6985MHz_TX

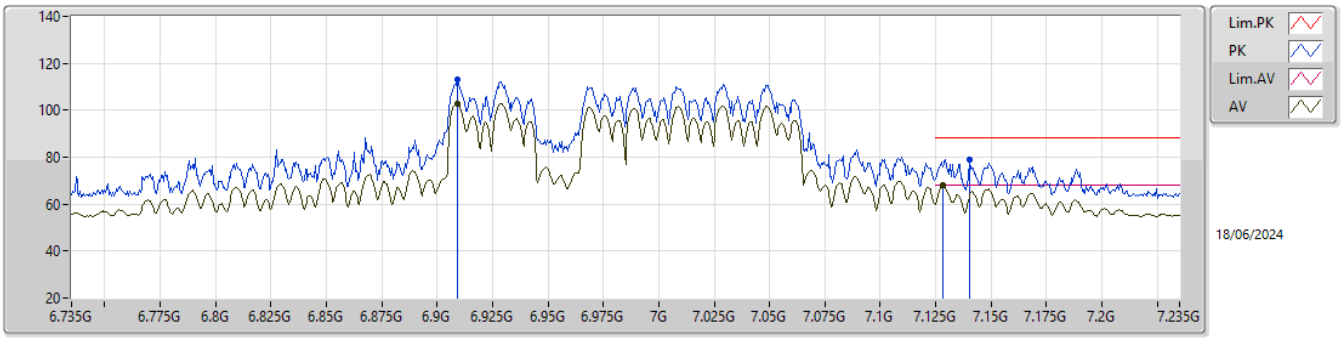

EUT Y_4TX
Setting 19.5
06-K-R-7-10

Type	Freq	Level	Limit	Margin	Raw	Dist	Condition	Azimuth	Height	Comment	AF	CL	PA
	(Hz)	(dBuV/m)	(dBuV/m)	(dB)	(dBuV)	(m)		(°)	(m)		(dB)	(dB)	(dB)
PK	6.909G	112.94	Inf	-Inf	101.68	3	Vertical	326	2.75	-	35.05	8.07	31.86
RMS	6.909G	102.92	Inf	-Inf	91.66	3	Vertical	326	2.75	-	35.05	8.07	31.86
PK	7.1405G	78.98	88.20	-9.22	66.82	3	Vertical	326	2.75	-	36.24	8.28	32.36
RMS	7.128G	68.06	68.20	-0.14	55.96	3	Vertical	326	2.75	-	36.17	8.27	32.34

6.875-7.125GHz_802.11be EHT160_Nss1,(MCS0),RU996+RU484+RU242 CP 3_4TX

6985MHz_TX

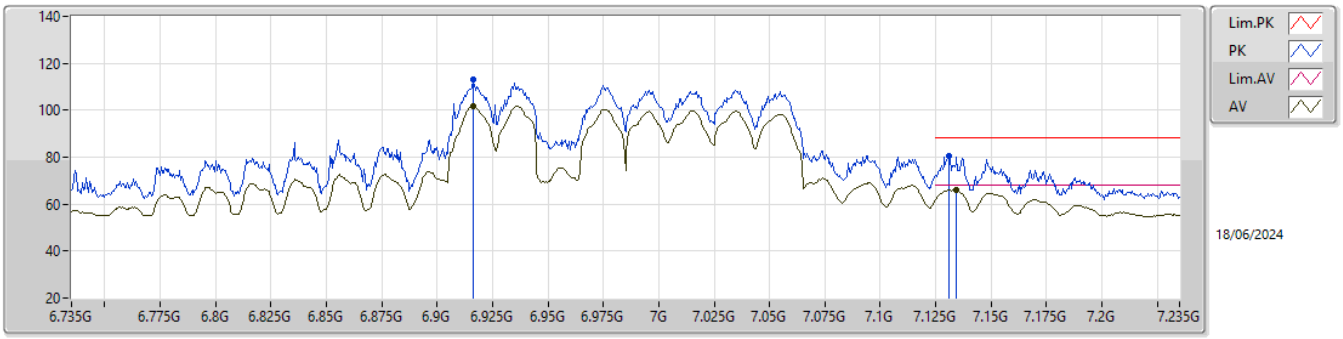

EUT Y_4TX
Setting 19.5
06-K-R-7-10

Type	Freq	Level	Limit	Margin	Raw	Dist	Condition	Azimuth	Height	Comment	AF	CL	PA
	(Hz)	(dBuV/m)	(dBuV/m)	(dB)	(dBuV)	(m)		(°)	(m)		(dB)	(dB)	(dB)
PK	6.916G	113.10	Inf	-Inf	101.80	3	Horizontal	292	1.74	-	35.10	8.08	31.88
RMS	6.9165G	101.70	Inf	-Inf	90.40	3	Horizontal	292	1.74	-	35.10	8.08	31.88
PK	7.131G	80.77	88.20	-7.43	68.66	3	Horizontal	292	1.74	-	36.19	8.27	32.35
RMS	7.134G	66.22	68.20	-1.98	54.09	3	Horizontal	292	1.74	-	36.20	8.28	32.35

6.875-7.125GHz_802.11be EHT160_Nss1,(MCS0),RU996+RU484+RU242 CP 3_4TX

6985MHz_TX

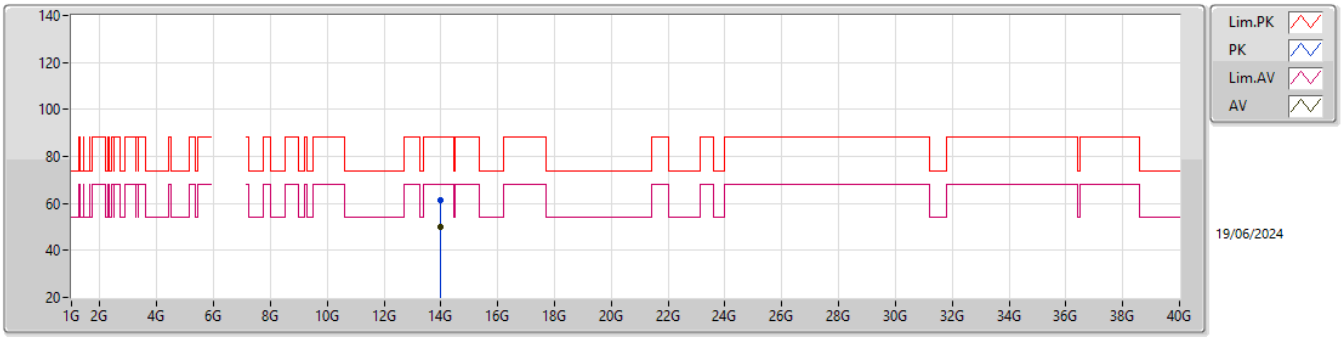

EUT Y_4TX
Setting 19.5
06-K-R-7

Type	Freq	Level	Limit	Margin	Raw	Dist	Condition	Azimuth	Height	Comment	AF	CL	PA
	(Hz)	(dBuV/m)	(dBuV/m)	(dB)	(dBuV)	(m)		(°)	(m)		(dB)	(dB)	(dB)
PK	13.98206G	61.27	88.20	-26.93	41.09	3	Vertical	88	2.86	-	40.83	11.71	32.36
RMS	13.97912G	49.78	68.20	-18.42	29.61	3	Vertical	88	2.86	-	40.82	11.71	32.36

6.875-7.125GHz_802.11be EHT160_Nss1,(MCS0),RU996+RU484+RU242 CP 3_4TX

6985MHz_TX

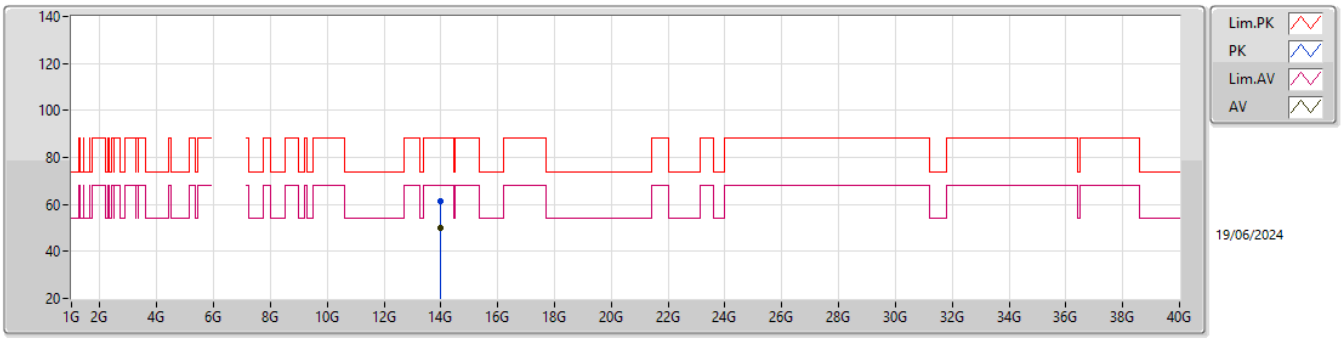

EUT Y_4TX
Setting 19.5
06-K-R-7

Type	Freq	Level	Limit	Margin	Raw	Dist	Condition	Azimuth	Height	Comment	AF	CL	PA
	(Hz)	(dBuV/m)	(dBuV/m)	(dB)	(dBuV)	(m)		(°)	(m)		(dB)	(dB)	(dB)
PK	13.98047G	61.44	88.20	-26.76	41.27	3	Horizontal	43	2.92	-	40.82	11.71	32.36
RMS	13.98419G	49.82	68.20	-18.38	29.62	3	Horizontal	43	2.92	-	40.84	11.71	32.35

6.875-7.125GHz_802.11be EHT160_Nss1,(MCS0),RU996+RU484+RU242 CP 3_4TX

6985MHz_TX

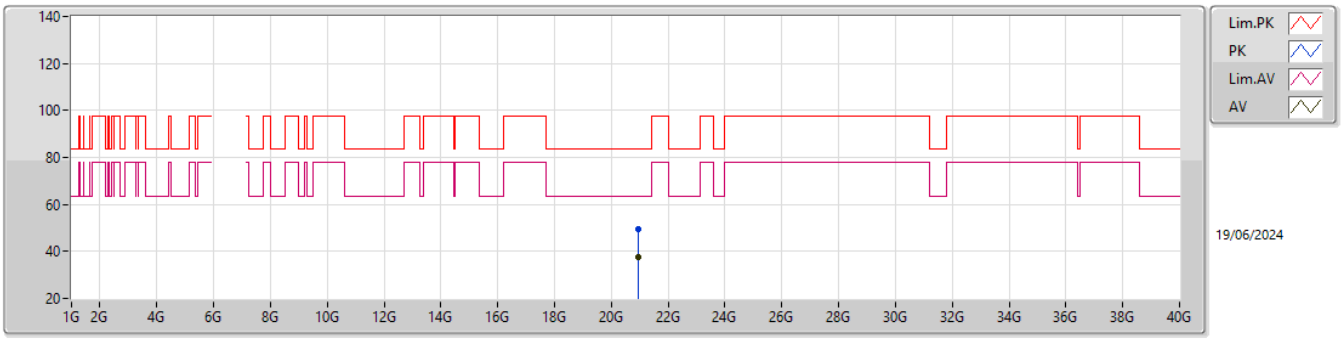

EUT Y_4TX
Setting 19.5
06-K-R-7

Type	Freq	Level	Limit	Margin	Raw	Dist	Condition	Azimuth	Height	Comment	AF	CL	PA
	(Hz)	(dBuV/m)	(dBuV/m)	(dB)	(dBuV)	(m)		(°)	(m)		(dB)	(dB)	(dB)
PK	20.95599G	49.45	83.54	-34.09	44.31	1	Vertical	198	1.79	-	38.08	15.96	48.90
AV	20.96247G	37.65	63.54	-25.89	32.53	1	Vertical	198	1.79	-	38.05	15.97	48.90

6.875-7.125GHz_802.11be EHT160_Nss1,(MCS0),RU996+RU484+RU242 CP 3_4TX

6985MHz_TX

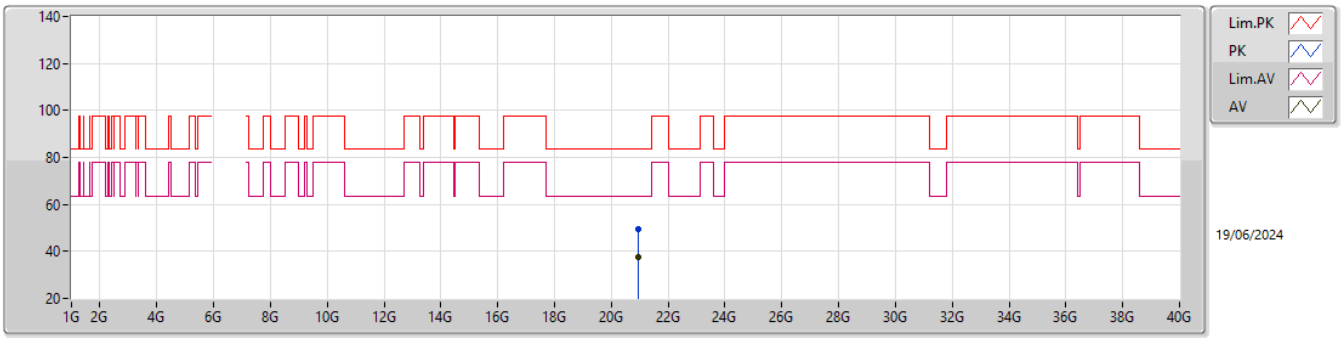

EUT Y_4TX
Setting 19.5
06-K-R-7

Type	Freq	Level	Limit	Margin	Raw	Dist	Condition	Azimuth	Height	Comment	AF	CL	PA
	(Hz)	(dBuV/m)	(dBuV/m)	(dB)	(dBuV)	(m)		(°)	(m)		(dB)	(dB)	(dB)
PK	20.96898G	49.34	83.54	-34.20	44.24	1	Horizontal	303	1.61	-	38.02	15.98	48.90
AV	20.96805G	37.58	63.54	-25.96	32.48	1	Horizontal	303	1.61	-	38.03	15.97	48.90

6.875-7.125GHz_802.11be EHT160_Nss1,(MCS0),RU996+RU484 CP 2_4TX

6985MHz_TX

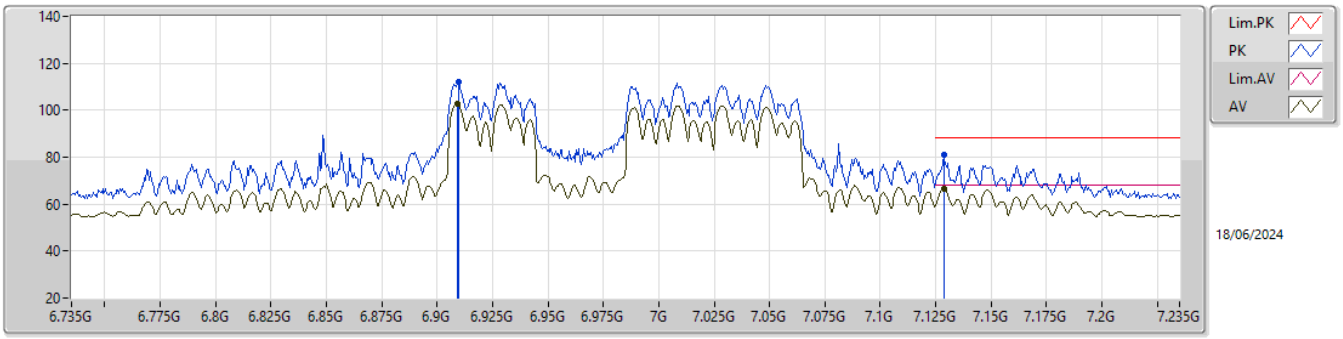

EUT Y_4TX
Setting 19
06-K-R-7-10

Type	Freq	Level	Limit	Margin	Raw	Dist	Condition	Azimuth	Height	Comment	AF	CL	PA
	(Hz)	(dBuV/m)	(dBuV/m)	(dB)	(dBuV)	(m)		(°)	(m)		(dB)	(dB)	(dB)
PK	6.9095G	111.84	Inf	-Inf	100.57	3	Vertical	326	2.76	-	35.06	8.07	31.86
RMS	6.909G	102.68	Inf	-Inf	91.42	3	Vertical	326	2.76	-	35.05	8.07	31.86
PK	7.1285G	81.10	88.20	-7.10	69.00	3	Vertical	326	2.76	-	36.17	8.27	32.34
RMS	7.1285G	66.63	68.20	-1.57	54.53	3	Vertical	326	2.76	-	36.17	8.27	32.34

6.875-7.125GHz_802.11be EHT160_Nss1,(MCS0),RU996+RU484 CP 2_4TX

6985MHz_TX

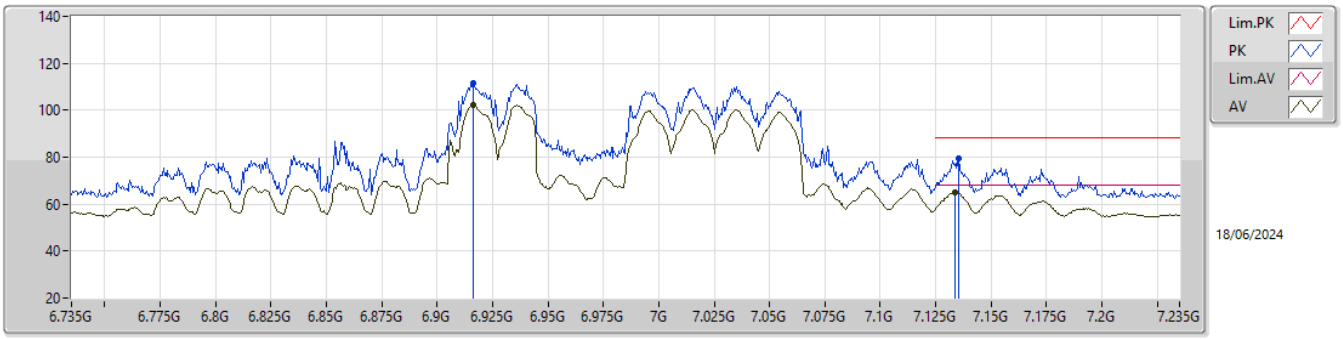

EUT Y_4TX
Setting 19
06-K-R-7-10

Type	Freq	Level	Limit	Margin	Raw	Dist	Condition	Azimuth	Height	Comment	AF	CL	PA
	(Hz)	(dBuV/m)	(dBuV/m)	(dB)	(dBuV)	(m)		(°)	(m)		(dB)	(dB)	(dB)
PK	6.9165G	111.43	Inf	-Inf	100.13	3	Horizontal	295	1.71	-	35.10	8.08	31.88
RMS	6.916G	102.12	Inf	-Inf	90.82	3	Horizontal	295	1.71	-	35.10	8.08	31.88
PK	7.1355G	79.49	88.20	-8.71	67.35	3	Horizontal	295	1.71	-	36.21	8.28	32.35
RMS	7.1335G	65.25	68.20	-2.95	53.12	3	Horizontal	295	1.71	-	36.20	8.28	32.35

6.875-7.125GHz_802.11be EHT160_Nss1,(MCS0),RU996+RU484 CP 2_4TX

6985MHz_TX

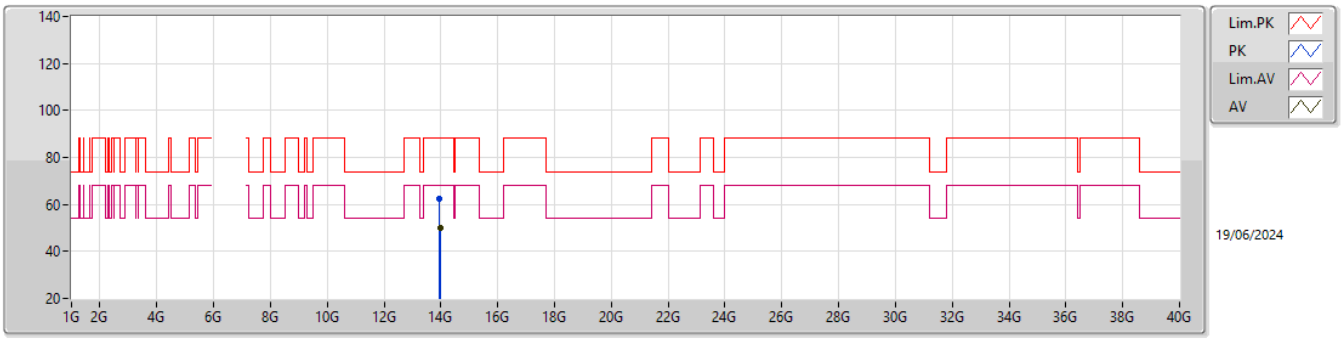

EUT Y_4TX
Setting 19
06-K-R-7

Type	Freq	Level	Limit	Margin	Raw	Dist	Condition	Azimuth	Height	Comment	AF	CL	PA
	(Hz)	(dBuV/m)	(dBuV/m)	(dB)	(dBuV)	(m)		(°)	(m)		(dB)	(dB)	(dB)
PK	13.95875G	62.25	88.20	-25.95	42.20	3	Vertical	241	1.83	-	40.74	11.70	32.39
RMS	13.985G	49.89	68.20	-18.31	29.69	3	Vertical	241	1.83	-	40.84	11.71	32.35

6.875-7.125GHz_802.11be EHT160_Nss1,(MCS0),RU996+RU484 CP 2_4TX

6985MHz_TX

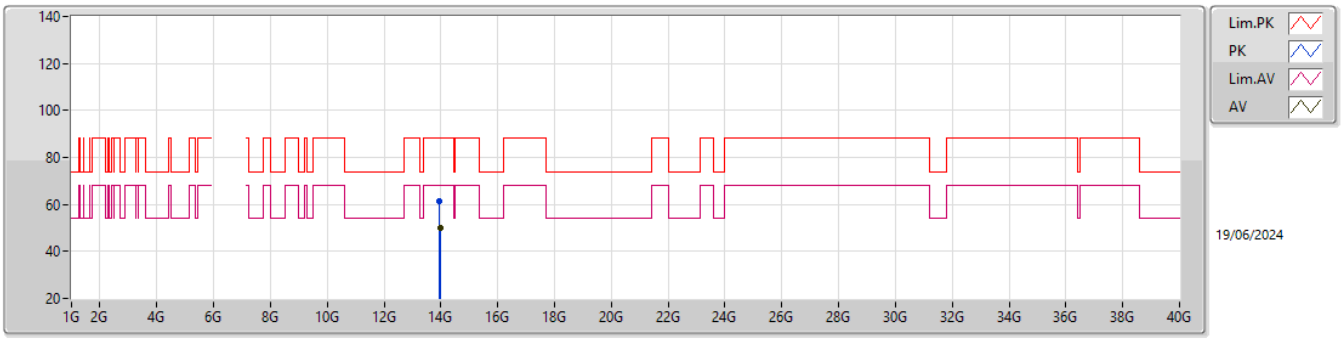

EUT Y_4TX
Setting 19
06-K-R-7

Type	Freq	Level	Limit	Margin	Raw	Dist	Condition	Azimuth	Height	Comment	AF	CL	PA
	(Hz)	(dBuV/m)	(dBuV/m)	(dB)	(dBuV)	(m)		(°)	(m)		(dB)	(dB)	(dB)
PK	13.95716G	61.63	88.20	-26.57	41.59	3	Horizontal	11	2.67	-	40.73	11.70	32.39
RMS	13.98455G	49.82	68.20	-18.38	29.62	3	Horizontal	11	2.67	-	40.84	11.71	32.35

6.875-7.125GHz_802.11be EHT160_Nss1,(MCS0),RU996+RU484 CP 2_4TX

6985MHz_TX

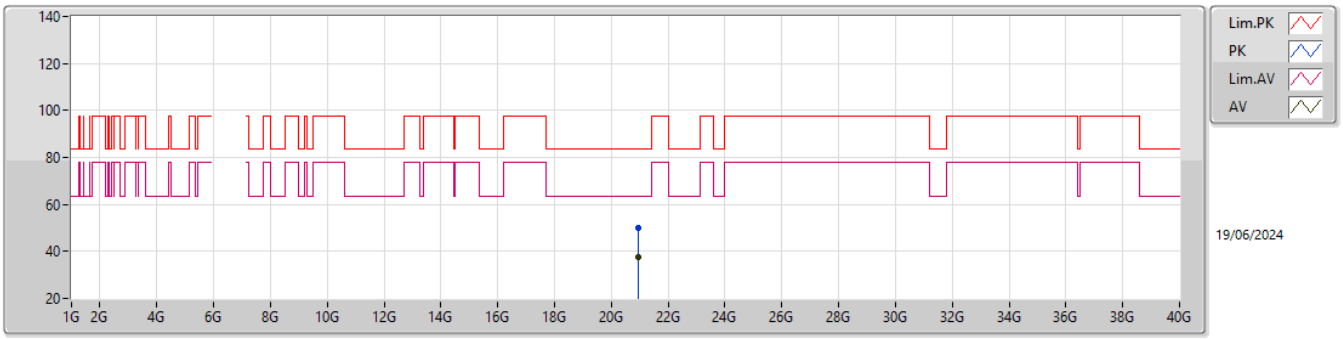

EUT Y_4TX
Setting 19
06-K-R-7

Type	Freq	Level	Limit	Margin	Raw	Dist	Condition	Azimuth	Height	Comment	AF	CL	PA
	(Hz)	(dBuV/m)	(dBuV/m)	(dB)	(dBuV)	(m)		(°)	(m)		(dB)	(dB)	(dB)
PK	20.95467G	49.85	83.54	-33.69	44.71	1	Vertical	194	2.79	-	38.08	15.96	48.90
AV	20.96892G	37.72	63.54	-25.82	32.62	1	Vertical	194	2.79	-	38.02	15.98	48.90

6.875-7.125GHz_802.11be EHT160_Nss1,(MCS0),RU996+RU484 CP 2_4TX

6985MHz_TX

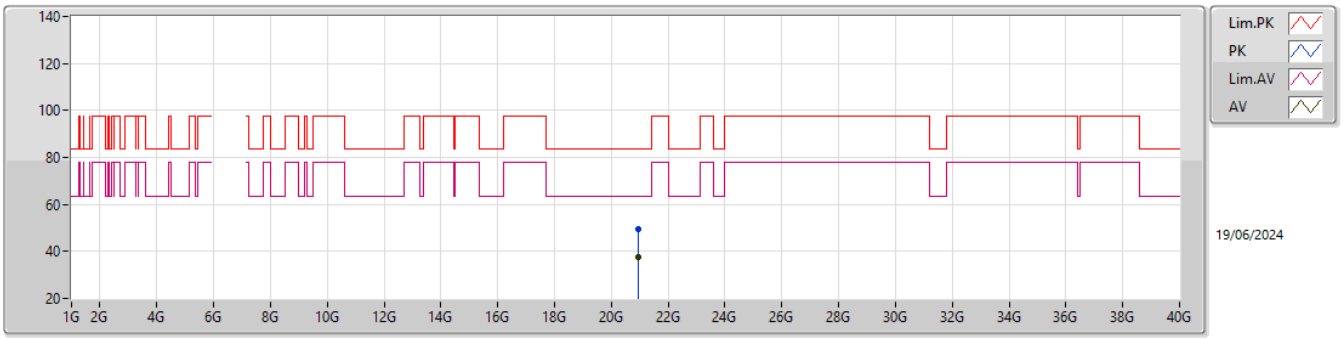

EUT Y_4TX
Setting 19
06-K-R-7

Type	Freq	Level	Limit	Margin	Raw	Dist	Condition	Azimuth	Height	Comment	AF	CL	PA
	(Hz)	(dBuV/m)	(dBuV/m)	(dB)	(dBuV)	(m)		(°)	(m)		(dB)	(dB)	(dB)
PK	20.95146G	49.48	83.54	-34.06	44.34	1	Horizontal	341	1.15	-	38.09	15.96	48.91
AV	20.96868G	37.65	63.54	-25.89	32.55	1	Horizontal	341	1.15	-	38.03	15.97	48.90

5.925-6.425GHz_802.11be EHT320_Nss1,(MCS0),3xRU996+RU484 CP 8_4TX

6105MHz_TX

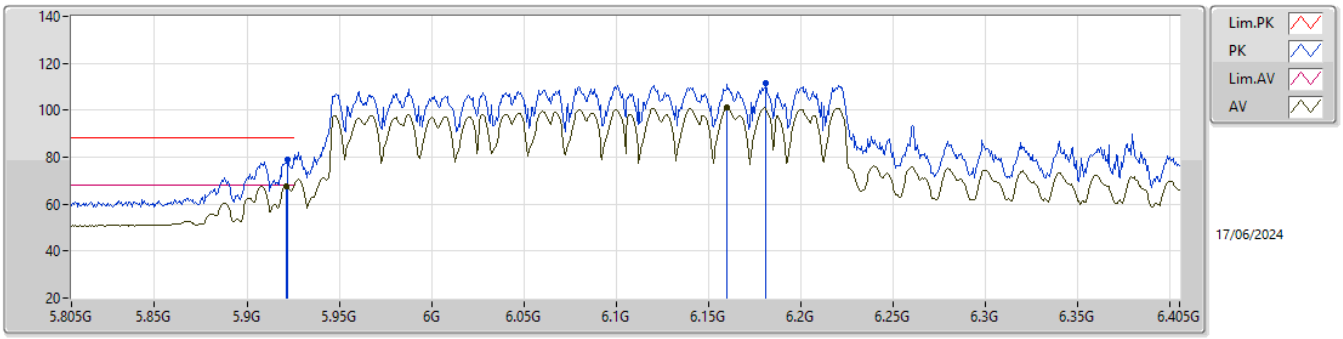

EUT Y_4TX
Setting 20.5
06-K-R-7-10

Type	Freq	Level	Limit	Margin	Raw	Dist	Condition	Azimuth	Height	Comment	AF	CL	PA
	(Hz)	(dBuV/m)	(dBuV/m)	(dB)	(dBuV)	(m)		(°)	(m)		(dB)	(dB)	(dB)
PK	5.922G	78.76	88.20	-9.44	70.38	3	Vertical	56	1.79	-	32.54	7.44	31.60
RMS	5.9214G	67.73	68.20	-0.47	59.35	3	Vertical	56	1.79	-	32.54	7.44	31.60
PK	6.1812G	111.37	Inf	-Inf	102.08	3	Vertical	56	1.79	-	32.89	7.61	31.21
RMS	6.1602G	100.98	Inf	-Inf	91.88	3	Vertical	56	1.79	-	32.76	7.60	31.26

5.925-6.425GHz_802.11be EHT320_Nss1,(MCS0),3xRU996+RU484 CP 8_4TX

6105MHz_TX

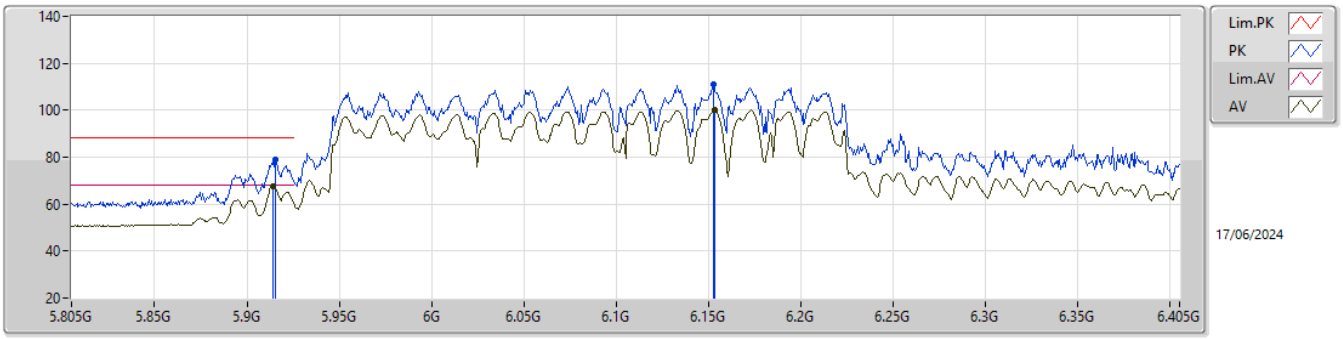

EUT Y_4TX
Setting 20.5
06-K-R-7-10

Type	Freq	Level	Limit	Margin	Raw	Dist	Condition	Azimuth	Height	Comment	AF	CL	PA
	(Hz)	(dBuV/m)	(dBuV/m)	(dB)	(dBuV)	(m)		(°)	(m)		(dB)	(dB)	(dB)
PK	5.9154G	78.88	88.20	-9.32	70.51	3	Horizontal	299	1.84	-	32.53	7.44	31.60
RMS	5.9142G	67.50	68.20	-0.70	59.13	3	Horizontal	299	1.84	-	32.53	7.44	31.60
PK	6.1524G	111.11	Inf	-Inf	102.08	3	Horizontal	299	1.84	-	32.71	7.59	31.27
RMS	6.153G	100.02	Inf	-Inf	90.98	3	Horizontal	299	1.84	-	32.72	7.59	31.27