Testing Laboratory 3787

DFS TEST REPORT

FCC ID	:	UDX-CW9177E
Equipment	:	Cisco Wireless 9177E Series Wi-Fi 7 Access Point
Brand Name	:	CISCO
Model Name	:	CW9177E
Applicant	:	Cisco Systems, Inc. 170 West Tasman Drive, San Jose, CA 95134 USA
Manufacturer	:	Cisco Systems, Inc. 170 West Tasman Drive, San Jose, CA 95134 USA
Standard	:	47 CFR FCC Part 15.407

The product was received on Feb. 04, 2026, and testing was started from Mar. 07, 2026 and completed on Jul. 09, 2026. We, Sporton International Inc. Hsinchu Laboratory, would like to declare that the tested sample has been evaluated in accordance with the procedures given in FCC KDB 905462 D02 UNII DFS Compliance Procedures New Rules v02 and shown compliance with the applicable technical standards.

The test results in this report apply exclusively to the tested model / sample. Without written approval of Sporton International Inc. Hsinchu Laboratory, the test report shall not be reproduced except in full.

Approved by: Sam Chen

Sporton International Inc. Hsinchu Laboratory
No.8, Ln. 724, Bo'ai St., Zhubei City, Hsinchu County 302010, Taiwan (R.O.C.)

Table of Contents

History of this test report **3**

Summary of Test Result **4**

1 General Description **5**

1.1 Information 5
1.2 Accessories 28
1.3 Support Equipment 28
1.4 Applicable Standards 29
1.5 Testing Location Information 29

2 Test Configuration of EUT **30**

2.1 Test Channel Frequencies Configuration 30
2.2 The Worst Case Measurement Configuration 31

3 Dynamic Frequency Selection (DFS) Test Result **32**

3.1 General DFS Information 32
3.2 Radar Test Waveform Calibration 45
3.3 UNII Detection Bandwidth 107
3.4 Channel Availability Check (CAC) 147
3.5 In-service Monitoring 172
3.6 Statistical Performance Check 208

4 Test Equipment and Calibration Data **1171**

5 Measurement Uncertainty **1173**

Appendix A. Test Photos

Photographs of EUT v01

History of this test report

Report No.	Version	Description	Issued Date
FZ5D2458-01	01	Initial issue of report	Aug. 06, 2026
FZ5D2458-01	02	Correcting typo in P.37	Aug. 25, 2026

Summary of Test Result

Report Clause	Ref Std. Clause	Test Items	Result (PASS/FAIL)	Remark
3.3	FCC KDB 905462 7.8.1	DFS: UNII Detection Bandwidth Measurement	PASS	-
3.4	FCC KDB 905462 7.8.2.1	DFS: Initial Channel Availability Check Time	PASS	-
3.4	FCC KDB 905462 7.8.2.2	DFS: Radar Burst at the Beginning of the Channel Availability Check Time	PASS	-
3.4	FCC KDB 905462 7.8.2.3	DFS: Radar Burst at the End of the Channel Availability Check Time	PASS	-
3.5	FCC KDB 905462 7.8.3	DFS: In-Service Monitoring for Channel Move Time (CMT)	PASS	-
3.5	FCC KDB 905462 7.8.3	DFS: In-Service Monitoring for Channel Closing Transmission Time (CCTT)	PASS	-
3.5	FCC KDB 905462 7.8.3	DFS: In-Service Monitoring for Non-Occupancy Period (NOP)	PASS	-
3.6	FCC KDB 905462 7.8.4	DFS: Statistical Performance Check	PASS	-
3.1.4	FCC KDB 905462 8.1	User Access Restrictions	N/A	Manufacturer attestation NOT accessible to user

Conformity Assessment Condition:

1. The test results (PASS/FAIL) with all measurement uncertainty excluded are presented against the regulation limits or in accordance with the requirements stipulated by the applicant/manufacturer who shall bear all the risks of non-compliance that may potentially occur if measurement uncertainty is taken into account.
2. The measurement uncertainty please refer to each test result in the chapter "Measurement Uncertainty".

Disclaimer:

1. The product specifications of the EUT presented in the test report that may affect the test assessments are declared by the manufacturer who shall take full responsibility for the authenticity.
2. The test configuration, test mode and test software were written in this test report are declared by the manufacturer.

Reviewed by: Sam Chen
Report Producer: Sophia Shiung

1 General Description

1.1 Information

1.1.1 RF General Information

Specification Items	Description	
Frequency Range	5250 MHz – 5350 MHz 5470 MHz – 5725 MHz	
Power Type	From PoE, adapter or DC power supply (24~56Vdc)	
Channel Bandwidth	20/40/80/160 MHz operating channel bandwidth	
Operating Mode	☒ Master	
	☒ Client with radar detection	
	☐ Client without radar detection	
Communication Mode	☒ IP Based (Load Based)	☐ Frame Based
TPC Function	☒ With TPC	☐ Without TPC
Weather Band (5600~5650MHz)	☒ With 5600~5650MHz	☐ Without 5600~5650MHz
Zero-Wait Function	☐ Support	☒ Not Support
Channel Puncturing Function	☒ Supported for Radio 2, 3	
	☒ Unsupported for Radio 0	
Power-on cycle	Mode 1: 80MHz: Requires 261.014 seconds to complete its power-on cycle. Mode 2 / UNII 2A: 80MHz: Requires 264.638 seconds to complete its power-on cycle. Mode 2 / UNII 2C: 80MHz: Requires 261.014 seconds to complete its power-on cycle. Mode 3: 160MHz: Requires 186.377 seconds to complete its power-on cycle. Mode 4 / UNII 2A: 160MHz: Requires 189.275 seconds to complete its power-on cycle. Mode 4 / UNII 2C: 160MHz: Requires 182.899 seconds to complete its power-on cycle. Mode 5: 160MHz: Requires 200.870 seconds to complete its power-on cycle. Mode 6: 160MHz: Requires 184.203 seconds to complete its power-on cycle. Mode 7~8: N/A	
Firmware Number	Mode 1~2: 32-2-2-202602280453-G139d4f7a6eb1-rel-wraparound Mode 3~4: 26.2.0.45 Mode 5~8: 26.2.0.56	
Serial Number	Mode 1~2: WTT300300G6 Mode 3~8: WTT300300G5	
◆ 11a, HT20 and HT40 use a combination of OFDM-BPSK, QPSK, 16QAM, 64QAM modulation. ◆ VHT20, VHT40, VHT80 and VHT160 use a combination of OFDM-BPSK, QPSK, 16QAM, 64QAM, 256QAM, 1024QAM modulation. ◆ HEW20, HEW40, HEW80 and HEW160 use a combination of OFDMA-BPSK, QPSK, 16QAM, 64QAM, 256QAM, 1024QAM modulation. ◆ EHT20, EHT40, EHT80 and EHT160 use a combination of OFDMA-BPSK, QPSK, 16QAM, 64QAM, 256QAM, 1024QAM, 4096QAM modulation. ◆ EUT employ a TPC mechanism and TPC have the capability to operate at least 6 dB below highest RF output power.		

Note: The above information was declared by manufacturer.

TPC Power Result
<Scan Radio 0>
For Ant. Set 4
For UNII 2A

Mode	Min Power (dBm)	Max Power (dBm)	Min EIRP (dBm)	Max EIRP (dBm)
802.11a_Nss1,(6Mbps)_1TX	-	-	-	-
5.25-5.35GHz	12.44	18.44	23.64	29.64
802.11ax HEW20_Nss1,(MCS0)_1TX	-	-	-	-
5.25-5.35GHz	12.59	18.59	23.79	29.79
802.11ax HEW40_Nss1,(MCS0)_1TX	-	-	-	-
5.25-5.35GHz	10.01	16.01	21.21	27.21
802.11ax HEW80_Nss1,(MCS0)_1TX	-	-	-	-
5.25-5.35GHz	3.29	9.29	14.49	20.49
802.11ax HEW160_Nss1,(MCS0)_1TX	-	-	-	-
5.25-5.35GHz	-0.67	5.33	10.53	16.53

For UNII 2C

Mode	Min Power (dBm)	Max Power (dBm)	Min EIRP (dBm)	Max EIRP (dBm)
802.11a_Nss1,(6Mbps)_1TX	-	-	-	-
5.47-5.725GHz	11.27	17.27	22.37	28.37
802.11ax HEW20_Nss1,(MCS0)_1TX	-	-	-	-
5.47-5.725GHz	11.26	17.26	22.36	28.36
802.11ax HEW40_Nss1,(MCS0)_1TX	-	-	-	-
5.47-5.725GHz	11.73	17.73	22.83	28.83
802.11ax HEW80_Nss1,(MCS0)_1TX	-	-	-	-
5.47-5.725GHz	8.53	14.53	19.63	25.63
802.11ax HEW160_Nss1,(MCS0)_1TX	-	-	-	-
5.47-5.725GHz	0.66	6.66	11.76	17.76

For Ant. Set 5
For UNII 2A

Mode	Min Power (dBm)	Max Power (dBm)	Min EIRP (dBm)	Max EIRP (dBm)
802.11a_Nss1,(6Mbps)_1TX	-	-	-	-
5.25-5.35GHz	12.44	18.44	15.44	21.44
802.11ax HEW20_Nss1,(MCS0)_1TX	-	-	-	-
5.25-5.35GHz	12.65	18.65	15.65	21.65
802.11ax HEW40_Nss1,(MCS0)_1TX	-	-	-	-
5.25-5.35GHz	12.35	18.35	15.35	21.35
802.11ax HEW80_Nss1,(MCS0)_1TX	-	-	-	-
5.25-5.35GHz	8.62	14.62	11.62	17.62
802.11ax HEW160_Nss1,(MCS0)_1TX	-	-	-	-
5.25-5.35GHz	5.05	11.05	8.05	14.05

For UNII 2C

Mode	Min Power (dBm)	Max Power (dBm)	Min EIRP (dBm)	Max EIRP (dBm)
802.11a_Nss1,(6Mbps)_1TX	-	-	-	-
5.47-5.725GHz	11.27	17.27	14.17	20.17
802.11ax HEW20_Nss1,(MCS0)_1TX	-	-	-	-
5.47-5.725GHz	11.26	17.26	14.16	20.16
802.11ax HEW40_Nss1,(MCS0)_1TX	-	-	-	-
5.47-5.725GHz	11.84	17.84	14.74	20.74
802.11ax HEW80_Nss1,(MCS0)_1TX	-	-	-	-
5.47-5.725GHz	10.60	16.60	13.50	19.50
802.11ax HEW160_Nss1,(MCS0)_1TX	-	-	-	-
5.47-5.725GHz	5.08	11.08	7.98	13.98

<Radio 2>
For Ant. Set 4

Mode	Min Power (dBm)	Max Power (dBm)	Min EIRP (dBm)	Max EIRP (dBm)
802.11a_Nss1,(6Mbps)_1TX	-	-	-	-
5.47-5.725GHz	12.59	18.59	23.39	29.39
802.11be EHT20_Nss1,(MCS0)_1TX	-	-	-	-
5.47-5.725GHz	12.76	18.76	23.56	29.56
802.11be EHT40_Nss1,(MCS0)_1TX	-	-	-	-
5.47-5.725GHz	12.69	18.69	23.49	29.49
802.11be EHT80_Nss1,(MCS0)_1TX	-	-	-	-
5.47-5.725GHz	13.08	19.08	23.88	29.88
802.11be EHT160_Nss1,(MCS0)_1TX	-	-	-	-
5.47-5.725GHz	6.20	12.20	17.00	23.00
802.11a_Nss1,(6Mbps)_2TX	-	-	-	-
5.47-5.725GHz	13.11	19.11	23.91	29.91
802.11be EHT20_Nss1,(MCS0)_2TX	-	-	-	-
5.47-5.725GHz	12.87	18.87	23.67	29.67
802.11be EHT40_Nss1,(MCS0)_2TX	-	-	-	-
5.47-5.725GHz	13.11	19.11	23.91	29.91
802.11be EHT80_Nss1,(MCS0)_2TX	-	-	-	-
5.47-5.725GHz	13.10	19.10	23.90	29.90
802.11be EHT160_Nss1,(MCS0)_2TX	-	-	-	-
5.47-5.725GHz	7.92	13.92	18.72	24.72
802.11a_Nss1,(6Mbps)_4TX	-	-	-	-
5.47-5.725GHz	10.25	16.25	21.05	27.05
802.11be EHT20_Nss1,(MCS0)_4TX	-	-	-	-
5.47-5.725GHz	10.89	16.89	21.69	27.69
802.11be EHT40_Nss1,(MCS0)_4TX	-	-	-	-
5.47-5.725GHz	13.02	19.02	23.82	29.82
802.11be EHT80_Nss1,(MCS0)_4TX	-	-	-	-
5.47-5.725GHz	12.98	18.98	23.78	29.78
802.11be EHT160_Nss1,(MCS0)_4TX	-	-	-	-
5.47-5.725GHz	8.48	14.48	19.28	25.28
802.11be EHT20-BF_Nss1,(MCS0)_2TX	-	-	-	-
5.47-5.725GHz	12.87	18.87	23.67	29.67
802.11be EHT40-BF_Nss1,(MCS0)_2TX	-	-	-	-
5.47-5.725GHz	13.11	19.11	23.91	29.91
802.11be EHT80-BF_Nss1,(MCS0)_2TX	-	-	-	-
5.47-5.725GHz	13.10	19.10	23.90	29.90
802.11be EHT160-BF_Nss1,(MCS0)_2TX	-	-	-	-
5.47-5.725GHz	7.92	13.92	18.72	24.72
802.11be EHT20-BF_Nss1,(MCS0)_4TX	-	-	-	-
5.47-5.725GHz	10.10	16.10	23.81	29.81
802.11be EHT40-BF_Nss1,(MCS0)_4TX	-	-	-	-
5.47-5.725GHz	10.11	16.11	23.82	29.82
802.11be EHT80-BF_Nss1,(MCS0)_4TX	-	-	-	-
5.47-5.725GHz	9.97	15.97	23.68	29.68
802.11be EHT160-BF_Nss1,(MCS0)_4TX	-	-	-	-
5.47-5.725GHz	8.48	14.48	22.19	28.19

For Ant. Set 5

Mode	Min Power (dBm)	Max Power (dBm)	Min EIRP (dBm)	Max EIRP (dBm)
802.11a_Nss1,(6Mbps)_1TX	-	-	-	-
5.47-5.725GHz	17.26	23.26	19.86	25.86
802.11be EHT20_Nss1,(MCS0)_1TX	-	-	-	-
5.47-5.725GHz	17.76	23.76	20.36	26.36
802.11be EHT40_Nss1,(MCS0)_1TX	-	-	-	-
5.47-5.725GHz	17.77	23.77	20.37	26.37
802.11be EHT80_Nss1,(MCS0)_1TX	-	-	-	-
5.47-5.725GHz	17.12	23.12	19.72	25.72
802.11be EHT160_Nss1,(MCS0)_1TX	-	-	-	-
5.47-5.725GHz	10.60	16.60	13.20	19.20
802.11a_Nss1,(6Mbps)_2TX	-	-	-	-
5.47-5.725GHz	17.49	23.49	20.09	26.09
802.11be EHT20_Nss1,(MCS0)_2TX	-	-	-	-
5.47-5.725GHz	17.67	23.67	20.27	26.27
802.11be EHT40_Nss1,(MCS0)_2TX	-	-	-	-
5.47-5.725GHz	17.65	23.65	20.25	26.25
802.11be EHT80_Nss1,(MCS0)_2TX	-	-	-	-
5.47-5.725GHz	17.54	23.54	20.14	26.14
802.11be EHT160_Nss1,(MCS0)_2TX	-	-	-	-
5.47-5.725GHz	10.63	16.63	13.23	19.23
802.11a_Nss1,(6Mbps)_4TX	-	-	-	-
5.47-5.725GHz	15.39	21.39	17.99	23.99
802.11be EHT20_Nss1,(MCS0)_4TX	-	-	-	-
5.47-5.725GHz	16.01	22.01	18.61	24.61
802.11be EHT40_Nss1,(MCS0)_4TX	-	-	-	-
5.47-5.725GHz	17.85	23.85	20.45	26.45
802.11be EHT80_Nss1,(MCS0)_4TX	-	-	-	-
5.47-5.725GHz	17.95	23.95	20.55	26.55
802.11be EHT160_Nss1,(MCS0)_4TX	-	-	-	-
5.47-5.725GHz	11.18	17.18	13.78	19.78
802.11be EHT20-BF_Nss1,(MCS0)_2TX	-	-	-	-
5.47-5.725GHz	17.67	23.67	23.28	29.28
802.11be EHT40-BF_Nss1,(MCS0)_2TX	-	-	-	-
5.47-5.725GHz	17.65	23.65	23.26	29.26
802.11be EHT80-BF_Nss1,(MCS0)_2TX	-	-	-	-
5.47-5.725GHz	17.54	23.54	23.15	29.15
802.11be EHT160-BF_Nss1,(MCS0)_2TX	-	-	-	-
5.47-5.725GHz	10.63	16.63	16.24	22.24
802.11be EHT20-BF_Nss1,(MCS0)_4TX	-	-	-	-
5.47-5.725GHz	15.19	21.19	23.71	29.71
802.11be EHT40-BF_Nss1,(MCS0)_4TX	-	-	-	-
5.47-5.725GHz	15.28	21.28	23.80	29.80
802.11be EHT80-BF_Nss1,(MCS0)_4TX	-	-	-	-
5.47-5.725GHz	15.15	21.15	23.67	29.67
802.11be EHT160-BF_Nss1,(MCS0)_4TX	-	-	-	-
5.47-5.725GHz	11.18	17.18	19.70	25.70

<Radio 3>
For Ant. Set 4
Four UNII 2A

Mode	Min Power (dBm)	Max Power (dBm)	Min EIRP (dBm)	Max EIRP (dBm)
802.11a_Nss1,(6Mbps)_1TX	-	-	-	-
5.25-5.35GHz	13.28	19.28	23.78	29.78
802.11be EHT20_Nss1,(MCS0)_1TX	-	-	-	-
5.25-5.35GHz	13.34	19.34	23.84	29.84
802.11be EHT40_Nss1,(MCS0)_1TX	-	-	-	-
5.25-5.35GHz	13.10	19.10	23.60	29.60
802.11be EHT80_Nss1,(MCS0)_1TX	-	-	-	-
5.25-5.35GHz	9.45	15.45	19.95	25.95
802.11be EHT160_Nss1,(MCS0)_1TX	-	-	-	-
5.25-5.35GHz	6.03	12.03	16.53	22.53
802.11a_Nss1,(6Mbps)_2TX	-	-	-	-
5.25-5.35GHz	13.21	19.21	23.91	29.91
802.11be EHT20_Nss1,(MCS0)_2TX	-	-	-	-
5.25-5.35GHz	12.98	18.98	23.68	29.68
802.11be EHT40_Nss1,(MCS0)_2TX	-	-	-	-
5.25-5.35GHz	12.78	18.78	23.48	29.48
802.11be EHT80_Nss1,(MCS0)_2TX	-	-	-	-
5.25-5.35GHz	10.81	16.81	21.51	27.51
802.11be EHT160_Nss1,(MCS0)_2TX	-	-	-	-
5.25-5.35GHz	5.98	11.98	16.68	22.68
802.11a_Nss1,(6Mbps)_4TX	-	-	-	-
5.25-5.35GHz	10.16	16.16	21.36	27.36
802.11be EHT20_Nss1,(MCS0)_4TX	-	-	-	-
5.25-5.35GHz	10.83	16.83	22.03	28.03
802.11be EHT40_Nss1,(MCS0)_4TX	-	-	-	-
5.25-5.35GHz	12.74	18.74	23.94	29.94
802.11be EHT80_Nss1,(MCS0)_4TX	-	-	-	-
5.25-5.35GHz	9.44	15.44	20.64	26.64
802.11be EHT160_Nss1,(MCS0)_4TX	-	-	-	-
5.25-5.35GHz	3.28	9.28	14.48	20.48
802.11be EHT20-BF_Nss1,(MCS0)_2TX	-	-	-	-
5.25-5.35GHz	12.98	18.98	23.68	29.68
802.11be EHT40-BF_Nss1,(MCS0)_2TX	-	-	-	-
5.25-5.35GHz	12.78	18.78	23.48	29.48
802.11be EHT80-BF_Nss1,(MCS0)_2TX	-	-	-	-
5.25-5.35GHz	10.81	16.81	21.51	27.51
802.11be EHT160-BF_Nss1,(MCS0)_2TX	-	-	-	-
5.25-5.35GHz	5.98	11.98	16.68	22.68
802.11be EHT20-BF_Nss1,(MCS0)_4TX	-	-	-	-
5.25-5.35GHz	9.93	15.93	23.85	29.85
802.11be EHT40-BF_Nss1,(MCS0)_4TX	-	-	-	-
5.25-5.35GHz	10.02	16.02	23.94	29.94
802.11be EHT80-BF_Nss1,(MCS0)_4TX	-	-	-	-
5.25-5.35GHz	9.44	15.44	23.36	29.36
802.11be EHT160-BF_Nss1,(MCS0)_4TX	-	-	-	-
5.25-5.35GHz	3.28	9.28	17.20	23.20

For UNII 2C

Mode	Min Power (dBm)	Max Power (dBm)	Min EIRP (dBm)	Max EIRP (dBm)
802.11a_Nss1,(6Mbps)_1TX	-	-	-	-
5.47-5.725GHz	13.58	19.58	23.88	29.88
802.11be EHT20_Nss1,(MCS0)_1TX	-	-	-	-
5.47-5.725GHz	13.44	19.44	23.74	29.74
802.11be EHT40_Nss1,(MCS0)_1TX	-	-	-	-
5.47-5.725GHz	13.55	19.55	23.85	29.85
802.11be EHT80_Nss1,(MCS0)_1TX	-	-	-	-
5.47-5.725GHz	13.50	19.50	23.80	29.80
802.11be EHT160_Nss1,(MCS0)_1TX	-	-	-	-
5.47-5.725GHz	11.44	17.44	21.74	27.74
802.11a_Nss1,(6Mbps)_2TX	-	-	-	-
5.47-5.725GHz	13.38	19.38	23.88	29.88
802.11be EHT20_Nss1,(MCS0)_2TX	-	-	-	-
5.47-5.725GHz	13.40	19.40	23.90	29.90
802.11be EHT40_Nss1,(MCS0)_2TX	-	-	-	-
5.47-5.725GHz	13.24	19.24	23.74	29.74
802.11be EHT80_Nss1,(MCS0)_2TX	-	-	-	-
5.47-5.725GHz	13.18	19.18	23.68	29.68
802.11be EHT160_Nss1,(MCS0)_2TX	-	-	-	-
5.47-5.725GHz	12.26	18.26	22.76	28.76
802.11a_Nss1,(6Mbps)_4TX	-	-	-	-
5.47-5.725GHz	10.46	16.46	21.56	27.56
802.11be EHT20_Nss1,(MCS0)_4TX	-	-	-	-
5.47-5.725GHz	11.15	17.15	22.25	28.25
802.11be EHT40_Nss1,(MCS0)_4TX	-	-	-	-
5.47-5.725GHz	12.72	18.72	23.82	29.82
802.11be EHT80_Nss1,(MCS0)_4TX	-	-	-	-
5.47-5.725GHz	12.83	18.83	23.93	29.93
802.11be EHT160_Nss1,(MCS0)_4TX	-	-	-	-
5.47-5.725GHz	9.91	15.91	21.01	27.01
802.11be EHT20-BF_Nss1,(MCS0)_2TX	-	-	-	-
5.47-5.725GHz	13.40	19.40	23.90	29.90
802.11be EHT40-BF_Nss1,(MCS0)_2TX	-	-	-	-
5.47-5.725GHz	13.24	19.24	23.74	29.74
802.11be EHT80-BF_Nss1,(MCS0)_2TX	-	-	-	-
5.47-5.725GHz	13.18	19.18	23.68	29.68
802.11be EHT160-BF_Nss1,(MCS0)_2TX	-	-	-	-
5.47-5.725GHz	12.26	18.26	22.76	28.76
802.11be EHT20-BF_Nss1,(MCS0)_4TX	-	-	-	-
5.47-5.725GHz	10.10	16.10	23.85	29.85
802.11be EHT40-BF_Nss1,(MCS0)_4TX	-	-	-	-
5.47-5.725GHz	10.04	16.04	23.79	29.79
802.11be EHT80-BF_Nss1,(MCS0)_4TX	-	-	-	-
5.47-5.725GHz	9.97	15.97	23.72	29.72
802.11be EHT160-BF_Nss1,(MCS0)_4TX	-	-	-	-
5.47-5.725GHz	9.91	15.91	23.66	29.66

For Ant. Set 5
For UNII 2A

Mode	Min Power (dBm)	Max Power (dBm)	Min EIRP (dBm)	Max EIRP (dBm)
802.11a_Nss1,(6Mbps)_1TX	-	-	-	-
5.25-5.35GHz	17.61	23.61	19.91	25.91
802.11be EHT20_Nss1,(MCS0)_1TX	-	-	-	-
5.25-5.35GHz	17.89	23.89	20.19	26.19
802.11be EHT40_Nss1,(MCS0)_1TX	-	-	-	-
5.25-5.35GHz	17.86	23.86	20.16	26.16
802.11be EHT80_Nss1,(MCS0)_1TX	-	-	-	-
5.25-5.35GHz	15.05	21.05	17.35	23.35
802.11be EHT160_Nss1,(MCS0)_1TX	-	-	-	-
5.25-5.35GHz	10.78	16.78	13.08	19.08
802.11a_Nss1,(6Mbps)_2TX	-	-	-	-
5.25-5.35GHz	17.83	23.83	20.33	26.33
802.11be EHT20_Nss1,(MCS0)_2TX	-	-	-	-
5.25-5.35GHz	17.87	23.87	20.37	26.37
802.11be EHT40_Nss1,(MCS0)_2TX	-	-	-	-
5.25-5.35GHz	17.83	23.83	20.33	26.33
802.11be EHT80_Nss1,(MCS0)_2TX	-	-	-	-
5.25-5.35GHz	14.96	20.96	17.46	23.46
802.11be EHT160_Nss1,(MCS0)_2TX	-	-	-	-
5.25-5.35GHz	9.87	15.87	12.37	18.37
802.11a_Nss1,(6Mbps)_4TX	-	-	-	-
5.25-5.35GHz	15.00	21.00	18.00	24.00
802.11be EHT20_Nss1,(MCS0)_4TX	-	-	-	-
5.25-5.35GHz	16.27	22.27	19.27	25.27
802.11be EHT40_Nss1,(MCS0)_4TX	-	-	-	-
5.25-5.35GHz	17.20	23.20	20.20	26.20
802.11be EHT80_Nss1,(MCS0)_4TX	-	-	-	-
5.25-5.35GHz	14.06	20.06	17.06	23.06
802.11be EHT160_Nss1,(MCS0)_4TX	-	-	-	-
5.25-5.35GHz	9.12	15.12	12.12	18.12
802.11be EHT20-BF_Nss1,(MCS0)_2TX	-	-	-	-
5.25-5.35GHz	17.87	23.87	23.28	29.28
802.11be EHT40-BF_Nss1,(MCS0)_2TX	-	-	-	-
5.25-5.35GHz	17.83	23.83	23.24	29.24
802.11be EHT80-BF_Nss1,(MCS0)_2TX	-	-	-	-
5.25-5.35GHz	14.96	20.96	20.37	26.37
802.11be EHT160-BF_Nss1,(MCS0)_2TX	-	-	-	-
5.25-5.35GHz	9.87	15.87	15.28	21.28
802.11be EHT20-BF_Nss1,(MCS0)_4TX	-	-	-	-
5.25-5.35GHz	15.19	21.19	23.92	29.92
802.11be EHT40-BF_Nss1,(MCS0)_4TX	-	-	-	-
5.25-5.35GHz	15.07	21.07	23.80	29.80
802.11be EHT80-BF_Nss1,(MCS0)_4TX	-	-	-	-
5.25-5.35GHz	14.06	20.06	22.79	28.79
802.11be EHT160-BF_Nss1,(MCS0)_4TX	-	-	-	-
5.25-5.35GHz	9.12	15.12	17.85	23.85

For UNII 2C

Mode	Min Power (dBm)	Max Power (dBm)	Min EIRP (dBm)	Max EIRP (dBm)
802.11a_Nss1,(6Mbps)_1TX	-	-	-	-
5.47-5.725GHz	17.88	23.88	19.98	25.98
802.11be EHT20_Nss1,(MCS0)_1TX	-	-	-	-
5.47-5.725GHz	17.88	23.88	19.98	25.98
802.11be EHT40_Nss1,(MCS0)_1TX	-	-	-	-
5.47-5.725GHz	17.92	23.92	20.02	26.02
802.11be EHT80_Nss1,(MCS0)_1TX	-	-	-	-
5.47-5.725GHz	17.83	23.83	19.93	25.93
802.11be EHT160_Nss1,(MCS0)_1TX	-	-	-	-
5.47-5.725GHz	15.70	21.70	17.80	23.80
802.11a_Nss1,(6Mbps)_2TX	-	-	-	-
5.47-5.725GHz	17.86	23.86	20.16	26.16
802.11be EHT20_Nss1,(MCS0)_2TX	-	-	-	-
5.47-5.725GHz	17.84	23.84	20.14	26.14
802.11be EHT40_Nss1,(MCS0)_2TX	-	-	-	-
5.47-5.725GHz	17.94	23.94	20.24	26.24
802.11be EHT80_Nss1,(MCS0)_2TX	-	-	-	-
5.47-5.725GHz	17.84	23.84	20.14	26.14
802.11be EHT160_Nss1,(MCS0)_2TX	-	-	-	-
5.47-5.725GHz	15.77	21.77	18.07	24.07
802.11a_Nss1,(6Mbps)_4TX	-	-	-	-
5.47-5.725GHz	15.53	21.53	18.43	24.43
802.11be EHT20_Nss1,(MCS0)_4TX	-	-	-	-
5.47-5.725GHz	16.52	22.52	19.42	25.42
802.11be EHT40_Nss1,(MCS0)_4TX	-	-	-	-
5.47-5.725GHz	17.76	23.76	20.66	26.66
802.11be EHT80_Nss1,(MCS0)_4TX	-	-	-	-
5.47-5.725GHz	17.71	23.71	20.61	26.61
802.11be EHT160_Nss1,(MCS0)_4TX	-	-	-	-
5.47-5.725GHz	14.08	20.08	16.98	22.98
802.11be EHT20-BF_Nss1,(MCS0)_2TX	-	-	-	-
5.47-5.725GHz	17.84	23.84	23.05	29.05
802.11be EHT40-BF_Nss1,(MCS0)_2TX	-	-	-	-
5.47-5.725GHz	17.94	23.94	23.15	29.15
802.11be EHT80-BF_Nss1,(MCS0)_2TX	-	-	-	-
5.47-5.725GHz	17.84	23.84	23.05	29.05
802.11be EHT160-BF_Nss1,(MCS0)_2TX	-	-	-	-
5.47-5.725GHz	15.77	21.77	20.98	26.98
802.11be EHT20-BF_Nss1,(MCS0)_4TX	-	-	-	-
5.47-5.725GHz	15.39	21.39	23.94	29.94
802.11be EHT40-BF_Nss1,(MCS0)_4TX	-	-	-	-
5.47-5.725GHz	15.36	21.36	23.91	29.91
802.11be EHT80-BF_Nss1,(MCS0)_4TX	-	-	-	-
5.47-5.725GHz	15.33	21.33	23.88	29.88
802.11be EHT160-BF_Nss1,(MCS0)_4TX	-	-	-	-
5.47-5.725GHz	14.08	20.08	22.63	28.63

Note: The manufacturer declared that TPC is applied to this equipment. The test result of TPC is equal to RF output power minus 6dBm which is recorded as a reference for the manufacturer.

1.1.2 Antenna Information

Set.	Port	Brand Name	Model Name	Antenna Type	Connector	Frequency Band	Radio (R)	Gain (dBi)
1	Note 1	WNC	CW-ANT-T-D4-N	Dipole	N-type	WLAN 2.4GHz, WLAN 5GHz, WLAN 6GHz, Bluetooth, IEEE802.15.4	R0/R1/R2/ R3/R4	Note 2
2		CISCO	AIR-ANT2588P4M-NS	Directional Antenna	N-type	WLAN 2.4GHz, WLAN 5GHz, Bluetooth, IEEE802.15.4		
3		TE connectivity	CW-ANT-T-D3-N	Directional Dipole Antenna	N-type	WLAN 2.4GHz, WLAN 5GHz, WLAN 6GHz, Bluetooth, IEEE802.15.4		
4		CISCO	AIR-ANT2513P4M-N AIR-ANT2513P4M-NS	Dual-Band Polarization Diverse Patch Array	N-type	WLAN 2.4GHz, WLAN 5GHz, Bluetooth, IEEE802.15.4		
5		CISCO	CW-ANT-T-O3-N	Omnidirectional Antenna	N-type	WLAN 2.4GHz, WLAN 5GHz, WLAN 6GHz, Bluetooth, IEEE802.15.4		
6		WNC	95XPAN15.G24	PIFA	I-PEX	GPS	R5	
7		WNC	81VEAR15.G01	Patch	SMA	GPS		

Note 1

Port	Test Port of Test Results												
	WLAN 2.4GHz (Radio 1)			WLAN 5GHz UNII 2C~3 or 6GHz (Radio 2)			WLAN 5GHz UNII 1~2A or 5GHz UNII1~3 (Radio 3)			WLAN 2.4GHz, 5GHz (Scan Radio 0)	WLAN 6GHz (Scan Radio 0)	Bluetooth / IEEE802.15.4 (Radio 4)	GPS (Radio 5)
	1TX	2TX	4TX	1TX	2TX	4TX	1TX	2TX	4TX	1TX	1TX	1TX	1TX
1	1	1	1	-	-	-	1	1	1	-	-	-	-
2	-	2	2	-	-	-	-	2	2	-	-	-	-
3	-	-	3	-	-	-	-	-	3	-	-	1	-
4	-	-	4	-	-	-	-	-	4	1	-	-	-
5	-	-	-	1	1	1	-	-	-	-	-	-	-
6	-	-	-	-	2	2	-	-	-	-	-	-	-
7	-	-	-	-	-	3	-	-	-	-	-	-	-
8	-	-	-	-	-	4	-	-	-	-	1	-	-
9	-	-	-	-	-	-	-	-	-	-	-	-	1
10	-	-	-	-	-	-	-	-	-	-	-	-	1

Note 2:

Set	Antenna Peak Gain (dBi)								
	WLAN 2.4GHz	WLAN 5GHz				WLAN 6GHz			Bluetooth / IEEE802.15.4 (Radio 4)
1		UNII 1	UNII 2A	UNII 2C	UNII 3	UNII 5	UNII 6	UNII 7	
	8.2	7.6	7.6	7.6	7.6	7.8	7.8	7.8	8.2

Set	Antenna Peak Gain for 30 degrees (dBi)								
	WLAN 2.4GHz	WLAN 5GHz				WLAN 6GHz			Bluetooth / IEEE802.15.4 (Radio 4)
1		UNII 1	UNII 2A	UNII 2C	UNII 3	UNII 5	UNII 6	UNII 7	
	-	-4	-	-	-	-2.8	-3.5	-3.6	-

Set	Port	Internal cable loss U.FL to N-Type (dB)																		
		WLAN 2.4GHz (Radio 1)	WLAN 5GHz, 6GHz (Radio 2)					WLAN 5GHz (Radio 3)				WLAN 2.4GHz, 5GHz, 6GHz (Scan Radio 0)								Bluetooth / IEEE802.15.4 (Radio 4)
			UNII 2C	UNII 3	UNII 5	UNII 6	UNII 7	UNII 1	UNII 2A	UNII 2C	UNII 3	2.4GHz	UNII 1	UNII 2A	UNII 2C	UNII 3	UNII 5	UNII 6	UNII 7	
1	1	1.10	-	-	-	-	-	1.70	1.70	1.90	1.90	-	-	-	-	-	-	-	-	-
	2	0.90	-	-	-	-	-	1.50	1.50	1.70	1.80	-	-	-	-	-	-	-	-	-
	3	0.70	-	-	-	-	-	1.00	1.00	1.20	1.20	-	-	-	-	-	-	-	-	0.70
	4	0.60	-	-	-	-	-	1.00	1.00	1.10	1.10	0.60	1.00	1.00	1.10	1.10	-	-	-	-
	5	-	1.40	1.50	1.70	1.70	1.70	-	-	-	-	-	-	-	-	-	-	-	-	-
	6	-	1.40	1.50	1.50	1.50	1.50	-	-	-	-	-	-	-	-	-	-	-	-	-
	7		1.70	1.70	1.80	1.90	1.90	-	-	-	-	-	-	-	-	-	-	-	-	-
	8	-	1.50	1.50	1.60	1.70	1.70	-	-	-	-	-	-	-	-	-	1.60	1.70	1.70	-

Set	Port	Net Gain (dBi)																		
		WLAN 2.4GHz (Radio 1)	WLAN 5GHz, 6GHz (Radio 2)					WLAN 5GHz (Radio 3)				WLAN 2.4GHz, 5GHz, 6GHz (Scan Radio 0)								Bluetooth / IEEE802.15.4 (Radio 4)
			UNII 2C	UNII 3	UNII 5	UNII 6	UNII 7	UNII 1	UNII 2A	UNII 2C	UNII 3	2.4GHz	UNII 1	UNII 2A	UNII 2C	UNII 3	UNII 5	UNII 6	UNII 7	
1	1	7.10	-	-	-	-	-	5.90	5.90	5.70	5.70	-	-	-	-	-	-	-	-	-
	2	7.30	-	-	-	-	-	6.10	6.10	5.90	5.80	-	-	-	-	-	-	-	-	-
	3	7.50	-	-	-	-	-	6.60	6.60	6.40	6.40	-	-	-	-	-	-	-	-	7.50
	4	7.60	-	-	-	-	-	6.60	6.60	6.50	6.50	7.60	6.60	6.60	6.50	6.50	-	-	-	-
	5	-	6.20	6.10	6.10	6.10	6.10	-	-	-	-	-	-	-	-	-	-	-	-	-
	6	-	6.20	6.10	6.30	6.30	6.30	-	-	-	-	-	-	-	-	-	-	-	-	-
	7	-	5.90	5.90	6.00	5.90	5.90	-	-	-	-	-	-	-	-	-	-	-	-	-
	8	-	6.10	6.10	6.20	6.10	6.10	-	-	-	-	-	-	-	-	-	6.20	6.10	6.10	-

Set	Port	Net Gain for 30 degrees (dBi)																		
		WLAN 2.4GHz (Radio 1)	WLAN 5GHz, 6GHz (Radio 2)					WLAN 5GHz (Radio 3)				WLAN 2.4GHz, 5GHz, 6GHz (Scan Radio 0)								Bluetooth / IEEE802.15.4 (Radio 4)
			UNII 2C	UNII 3	UNII 5	UNII 6	UNII 7	UNII 1	UNII 2A	UNII 2C	UNII 3	2.4GHz	UNII 1	UNII 2A	UNII 2C	UNII 3	UNII 5	UNII 6	UNII 7	
1	1	-	-	-	-	-	-	-5.70	-	-	-	-	-	-	-	-	-	-	-	-
	2	-	-	-	-	-	-	-5.50	-	-	-	-	-	-	-	-	-	-	-	-
	3	-	-	-	-	-	-	-5.00	-	-	-	-	-	-	-	-	-	-	-	-
	4	-	-	-	-	-	-	-5.00	-	-	-	-	-5.00	-	-	-	-	-	-	-
	5	-	-	-	-4.50	-5.20	-5.30	-	-	-	-	-	-	-	-	-	-	-	-	-
	6	-	-	-	-4.30	-5.00	-5.10	-	-	-	-	-	-	-	-	-	-	-	-	-
	7	-	-	-	-4.60	-5.40	-5.50	-	-	-	-	-	-	-	-	-	-	-	-	-
	8	-	-	-	-4.40	-5.20	-5.30	-	-	-	-	-	-	-	-	-	-4.40	-5.20	-5.30	-

Set	Ant.	Port	Antenna Peak Gain (dBi)																		
			WLAN 2.4GHz (Radio 1)	WLAN 5GHz, 6GHz (Radio 2)					WLAN 5GHz (Radio 3)				WLAN 2.4GHz, 5GHz, 6GHz (Scan Radio 0)								Bluetooth / IEEE802.15.4 (Radio 4)
				UNII 2C	UNII 3	UNII 5	UNII 6	UNII 7	UNII 1	UNII 2A	UNII 2C	UNII 3	2.4GHz	UNII 1	UNII 2A	UNII 2C	UNII 3	UNII 5	UNII 6	UNII 7	
2	1	1	7.10	-	-	-	-	-	7.80	7.80	7.80	7.80	-	-	-	-	-	-	-	-	-
	2	2	9.10	-	-	-	-	-	9.60	9.60	9.60	9.60	-	-	-	-	-	-	-	-	-
	3	3	9.10	-	-	-	-	-	9.60	9.60	9.60	9.60	-	-	-	-	-	-	-	-	9.10
	4	4	7.10	-	-	-	-	-	7.80	7.80	7.80	7.80	7.10	7.80	7.80	7.80	7.80	-	-	-	-
	5	1	-	7.80	7.80	-	-	-	-	-	-	-	-	-	-	-	-	-	-	-	-
	6	2	-	9.60	9.60	-	-	-	-	-	-	-	-	-	-	-	-	-	-	-	-
	7	3	-	9.60	9.60	-	-	-	-	-	-	-	-	-	-	-	-	-	-	-	-
	8	4	-	7.80	7.80	-	-	-	-	-	-	-	-	-	-	-	-	-	-	-	-
	Antenna Peak Gain for 30 degrees (dBi)																				
	WLAN 5GHz / UNII 1																				
	3																				

Set	Port	Internal cable loss U.FL to N-Type (dB)																		
		WLAN 2.4GHz (Radio 1)	WLAN 5GHz, 6GHz (Radio 2)					WLAN 5GHz (Radio 3)				WLAN 2.4GHz, 5GHz, 6GHz (Scan Radio 0)								Bluetooth / IEEE802.15.4 (Radio 4)
			UNII 2C	UNII 3	UNII 5	UNII 6	UNII 7	UNII 1	UNII 2A	UNII 2C	UNII 3	2.4GHz	UNII 1	UNII 2A	UNII 2C	UNII 3	UNII 5	UNII 6	UNII 7	
2	1	1.10	-	-	-	-	-	1.70	1.70	1.90	1.90	-	-	-	-	-	-	-	-	-
	2	0.90	-	-	-	-	-	1.50	1.50	1.70	1.80	-	-	-	-	-	-	-	-	-
	3	0.70	-	-	-	-	-	1.00	1.00	1.20	1.20	-	-	-	-	-	-	-	-	0.70
	4	0.60	-	-	-	-	-	1.00	1.00	1.10	1.10	0.60	1.00	1.00	1.10	1.10	-	-	-	-
	5	-	1.40	1.50	-	-	-	-	-	-	-	-	-	-	-	-	-	-	-	-
	6	-	1.40	1.50	-	-	-	-	-	-	-	-	-	-	-	-	-	-	-	-
	7		1.70	1.70	-	-	-	-	-	-	-	-	-	-	-	-	-	-	-	-
	8	-	1.50	1.50	-	-	-	-	-	-	-	-	-	-	-	-	1.60	1.70	1.70	-

Set	Port	N-Type cable loss (dB)																		
		WLAN 2.4GHz (Radio 1)	WLAN 5GHz, 6GHz (Radio 2)					WLAN 5GHz (Radio 3)				WLAN 2.4GHz, 5GHz, 6GHz (Scan Radio 0)								Bluetooth / IEEE802.15.4 (Radio 4)
			UNII 2C	UNII 3	UNII 5	UNII 6	UNII 7	UNII 1	UNII 2A	UNII 2C	UNII 3	2.4GHz	UNII 1	UNII 2A	UNII 2C	UNII 3	UNII 5	UNII 6	UNII 7	
2	1	0.50	-	-	-	-	-	0.80	0.80	0.80	0.80	-	-	-	-	-	-	-	-	-
	2	0.50	-	-	-	-	-	0.80	0.80	0.80	0.80	-	-	-	-	-	-	-	-	-
	3	0.50	-	-	-	-	-	0.80	0.80	0.80	0.80	-	-	-	-	-	-	-	-	0.50
	4	0.50	-	-	-	-	-	0.80	0.80	0.80	0.80	0.50	0.80	0.80	0.80	0.80	-	-	-	-
	5	-	0.80	0.80	-	-	-	-	-	-	-	-	-	-	-	-	-	-	-	-
	6	-	0.80	0.80	-	-	-	-	-	-	-	-	-	-	-	-	-	-	-	-
	7		0.80	0.80	-	-	-	-	-	-	-	-	-	-	-	-	-	-	-	-
	8	-	0.80	0.80	-	-	-	-	-	-	-	-	-	-	-	-	-	-	-	-

Set	Port	Net Gain (dBi)																		
		WLAN 2.4GHz (Radio 1)	WLAN 5GHz, 6GHz (Radio 2)					WLAN 5GHz (Radio 3)				WLAN 2.4GHz, 5GHz, 6GHz (Scan Radio 0)								Bluetooth / IEEE802.15.4 (Radio 4)
			UNII 2C	UNII 3	UNII 5	UNII 6	UNII 7	UNII 1	UNII 2A	UNII 2C	UNII 3	2.4GHz	UNII 1	UNII 2A	UNII 2C	UNII 3	UNII 5	UNII 6	UNII 7	
2	1	5.50	-	-	-	-	-	5.30	7.10	5.10	5.10	-	-	-	-	-	-	-	-	-
	2	7.70	-	-	-	-	-	7.30	7.30	7.10	7.00	-	-	-	-	-	-	-	-	-
	3	7.90	-	-	-	-	-	7.80	7.80	7.60	7.60	-	-	-	-	-	-	-	-	7.90
	4	6.00	-	-	-	-	-	6.00	7.80	5.90	5.90	6.00	6.00	6.00	5.90	5.90	-	-	-	-
	5	-	5.60	5.50	-	-	-	-	-	-	-	-	-	-	-	-	-	-	-	-
	6	-	7.40	7.30	-	-	-	-	-	-	-	-	-	-	-	-	-	-	-	-
	7	-	7.10	7.10	-	-	-	-	-	-	-	-	-	-	-	-	-	-	-	-
	8	-	5.50	5.50	-	-	-	-	-	-	-	-	-	-	-	-	-	-	-	-

Port	Net Gain for 30 degrees (dBi)
	WLAN 5GHz / UNII 1
1	0.50
2	0.70
3	1.20
4	1.20

Set	Antenna Peak Gain (dBi)								
	WLAN 2.4GHz	WLAN 5GHz				WLAN 6GHz			Bluetooth / IEEE802.15.4 (Radio 4)
		UNII 1	UNII 2A	UNII 2C	UNII 3	UNII 5	UNII 6	UNII 7	
3	6.00	7.50	7.50	7.50	7.50	7.50	7.50	7.50	6.00

Set	Antenna Peak Gain for 30 degrees (dBi)								
	WLAN 2.4GHz	WLAN 5GHz				WLAN 6GHz			Bluetooth / IEEE802.15.4 (Radio 4)
		UNII 1	UNII 2A	UNII 2C	UNII 3	UNII 5	UNII 6	UNII 7	
3	-	5.00	-	-	-	1.00	1.00	0.50	-

Set	Port	Internal cable loss U.FL to N-Type (dB)																		
		WLAN 2.4GHz (Radio 1)	WLAN 5GHz, 6GHz (Radio 2)					WLAN 5GHz (Radio 3)				WLAN 2.4GHz, 5GHz, 6GHz (Scan Radio 0)								Bluetooth / IEEE802.15.4 (Radio 4)
			UNII 2C	UNII 3	UNII 5	UNII 6	UNII 7	UNII 1	UNII 2A	UNII 2C	UNII 3	2.4GHz	UNII 1	UNII 2A	UNII 2C	UNII 3	UNII 5	UNII 6	UNII 7	
3	1	1.10	-	-	-	-	-	1.70	1.70	1.90	1.90	-	-	-	-	-	-	-	-	-
	2	0.90	-	-	-	-	-	1.50	1.50	1.70	1.80	-	-	-	-	-	-	-	-	-
	3	0.70	-	-	-	-	-	1.00	1.00	1.20	1.20	-	-	-	-	-	-	-	-	0.70
	4	0.60	-	-	-	-	-	1.00	1.00	1.10	1.10	0.60	1.00	1.00	1.10	1.10	-	-	-	-
	5	-	1.40	1.50	1.70	1.70	1.70	-	-	-	-	-	-	-	-	-	-	-	-	-
	6	-	1.40	1.50	1.50	1.50	1.50	-	-	-	-	-	-	-	-	-	-	-	-	-
	7		1.70	1.70	1.80	1.90	1.90	-	-	-	-	-	-	-	-	-	-	-	-	-
	8	-	1.50	1.50	1.60	1.70	1.70	-	-	-	-	-	-	-	-	-	1.60	1.70	1.70	-

Set	Port	Net Gain (dBi)																		
		WLAN 2.4GHz (Radio 1)	WLAN 5GHz, 6GHz (Radio 2)					WLAN 5GHz (Radio 3)				WLAN 2.4GHz, 5GHz, 6GHz (Scan Radio 0)								Bluetooth / IEEE802.15.4 (Radio 4)
			UNII 2C	UNII 3	UNII 5	UNII 6	UNII 7	UNII 1	UNII 2A	UNII 2C	UNII 3	2.4GHz	UNII 1	UNII 2A	UNII 2C	UNII 3	UNII 5	UNII 6	UNII 7	
3	1	4.90	-	-	-	-	-	5.80	5.80	5.60	5.60	-	-	-	-	-	-	-	-	-
	2	5.10	-	-	-	-	-	6.00	6.00	5.80	5.70	-	-	-	-	-	-	-	-	-
	3	5.30	-	-	-	-	-	6.50	6.50	6.30	6.30	-	-	-	-	-	-	-	-	5.30
	4	5.40	-	-	-	-	-	6.50	6.50	6.40	6.40	5.40	6.50	6.50	6.40	6.40	-	-	-	-
	5	-	6.10	6.00	5.80	5.80	5.8	-	-	-	-	-	-	-	-	-	-	-	-	-
	6	-	6.10	6.00	6.00	6.00	6.00	-	-	-	-	-	-	-	-	-	-	-	-	-
	7	-	5.80	5.80	5.70	5.60	5.60	-	-	-	-	-	-	-	-	-	-	-	-	-
	8	-	6.00	6.00	5.90	5.80	5.80	-	-	-	-	-	-	-	-	-	5.90	5.80	5.80	-

Set	Port	Net Gain for 30 degrees (dBi)																		
		WLAN 2.4GHz (Radio 1)	WLAN 5GHz, 6GHz (Radio 2)					WLAN 5GHz (Radio 3)				WLAN 2.4GHz, 5GHz, 6GHz (Scan Radio 0)								Bluetooth / IEEE802.15.4 (Radio 4)
			UNII 2C	UNII 3	UNII 5	UNII 6	UNII 7	UNII 1	UNII 2A	UNII 2C	UNII 3	2.4GHz	UNII 1	UNII 2A	UNII 2C	UNII 3	UNII 5	UNII 6	UNII 7	
3	1	-	-	-	-	-	-	3.30	-	-	-	-	-	-	-	-	-	-	-	-
	2	-	-	-	-	-	-	3.50	-	-	-	-	-	-	-	-	-	-	-	-
	3	-	-	-	-	-	-	4.00	-	-	-	-	-	-	-	-	-	-	-	-
	4	-	-	-	-	-	-	4.00	-	-	-	-	4.00	-	-	-	-	-	-	-
	5	-	-	-	-0.70	-0.70	-1.20	-	-	-	-	-	-	-	-	-	-	-	-	-
	6	-	-	-	-0.50	-0.50	-1.00	-	-	-	-	-	-	-	-	-	-	-	-	-
	7	-	-	-	-0.80	-0.90	-1.40	-	-	-	-	-	-	-	-	-	-	-	-	-
	8	-	-	-	-0.60	-0.70	-1.20	-	-	-	-	-	-	-	-	-	-0.60	-0.70	-1.20	-

Set	Antenna Peak Gain (dBi)								
	WLAN 2.4GHz	WLAN 5GHz				WLAN 6GHz			Bluetooth / IEEE802.15.4 (Radio 4)
4		UNII 1	UNII 2A	UNII 2C	UNII 3	UNII 5	UNII 6	UNII 7	
	13.00	13.00	13.00	13.00	13.00	-	-	-	13.00
Set	Antenna Peak Gain for 30 degrees (dBi)								
	WLAN 2.4GHz	WLAN 5GHz				WLAN 6GHz			Bluetooth / IEEE802.15.4 (Radio 4)
4		UNII 1	UNII 2A	UNII 2C	UNII 3	UNII 5	UNII 6	UNII 7	
	-	1.00	-	-	-	-	-	-	-

Set	Port	Internal cable loss U.FL to N-Type (dB)																		
		WLAN 2.4GHz (Radio 1)	WLAN 5GHz, 6GHz (Radio 2)					WLAN 5GHz (Radio 3)				WLAN 2.4GHz, 5GHz, 6GHz (Scan Radio 0)								Bluetooth / IEEE802.15.4 (Radio 4)
			UNII 2C	UNII 3	UNII 5	UNII 6	UNII 7	UNII 1	UNII 2A	UNII 2C	UNII 3	2.4GHz	UNII 1	UNII 2A	UNII 2C	UNII 3	UNII 5	UNII 6	UNII 7	
4	1	1.10	-	-	-	-	-	1.70	1.70	1.90	1.90	-	-	-	-	-	-	-	-	-
	2	0.90	-	-	-	-	-	1.50	1.50	1.70	1.80	-	-	-	-	-	-	-	-	-
	3	0.70	-	-	-	-	-	1.00	1.00	1.20	1.20	-	-	-	-	-	-	-	-	0.70
	4	0.60	-	-	-	-	-	1.00	1.00	1.10	1.10	0.60	1.00	1.00	1.10	1.10	-	-	-	-
	5	-	1.40	1.50	-	-	-	-	-	-	-	-	-	-	-	-	-	-	-	-
	6	-	1.40	1.50	-	-	-	-	-	-	-	-	-	-	-	-	-	-	-	-
	7		1.70	1.70	-	-	-	-	-	-	-	-	-	-	-	-	-	-	-	-
	8	-	1.50	1.50	-	-	-	-	-	-	-	-	-	-	-	-	-	-	-	-

Set	Port	N-Type cable loss (dB)																		
		WLAN 2.4GHz (Radio 1)	WLAN 5GHz, 6GHz (Radio 2)					WLAN 5GHz (Radio 3)				WLAN 2.4GHz, 5GHz, 6GHz (Scan Radio 0)								Bluetooth / IEEE802.15.4 (Radio 4)
			UNII 2C	UNII 3	UNII 5	UNII 6	UNII 7	UNII 1	UNII 2A	UNII 2C	UNII 3	2.4GHz	UNII 1	UNII 2A	UNII 2C	UNII 3	UNII 5	UNII 6	UNII 7	
4	1	0.50	-	-	-	-	-	0.80	0.80	0.80	0.80	-	-	-	-	-	-	-	-	-
	2	0.50	-	-	-	-	-	0.80	0.80	0.80	0.80	-	-	-	-	-	-	-	-	-
	3	0.50	-	-	-	-	-	0.80	0.80	0.80	0.80	-	-	-	-	-	-	-	-	0.50
	4	0.50	-	-	-	-	-	0.80	0.80	0.80	0.80	0.50	0.80	0.80	0.80	0.80	-	-	-	-
	5	-	0.80	0.80	-	-	-	-	-	-	-	-	-	-	-	-	-	-	-	-
	6	-	0.80	0.80	-	-	-	-	-	-	-	-	-	-	-	-	-	-	-	-
	7		0.80	0.80	-	-	-	-	-	-	-	-	-	-	-	-	-	-	-	-
	8	-	0.80	0.80	-	-	-	-	-	-	-	-	-	-	-	-	-	-	-	-

Set	Port	Net Gain (dBi)																		
		WLAN 2.4GHz (Radio 1)	WLAN 5GHz, 6GHz (Radio 2)					WLAN 5GHz (Radio 3)				WLAN 2.4GHz, 5GHz, 6GHz (Scan Radio 0)								Bluetooth / IEEE802.15.4 (Radio 4)
			UNII 2C	UNII 3	UNII 5	UNII 6	UNII 7	UNII 1	UNII 2A	UNII 2C	UNII 3	2.4GHz	UNII 1	UNII 2A	UNII 2C	UNII 3	UNII 5	UNII 6	UNII 7	
4	1	11.40	-	-	-	-	-	10.50	10.50	10.30	10.30	-	-	-	-	-	-	-	-	-
	2	11.60	-	-	-	-	-	10.70	10.70	10.50	10.40	-	-	-	-	-	-	-	-	-
	3	11.80	-	-	-	-	-	11.20	11.20	11.00	11.00	-	-	-	-	-	-	-	-	11.80
	4	11.90	-	-	-	-	-	11.20	11.20	11.10	11.10	11.90	11.20	11.20	11.10	11.10	-	-	-	-
	5	-	10.80	10.70	-	-	-	-	-	-	-	-	-	-	-	-	-	-	-	-
	6	-	10.80	10.70	-	-	-	-	-	-	-	-	-	-	-	-	-	-	-	-
	7	-	10.50	10.50	-	-	-	-	-	-	-	-	-	-	-	-	-	-	-	-
	8	-	10.70	10.70	-	-	-	-	-	-	-	-	-	-	-	-	-	-	-	-

Set	Port	Net Gain for 30 degrees (dBi)																		
		WLAN 2.4GHz (Radio 1)	WLAN 5GHz, 6GHz (Radio 2)					WLAN 5GHz (Radio 3)				WLAN 2.4GHz, 5GHz, 6GHz (Scan Radio 0)								Bluetooth / IEEE802.15.4 (Radio 4)
			UNII 2C	UNII 3	UNII 5	UNII 6	UNII 7	UNII 1	UNII 2A	UNII 2C	UNII 3	2.4GHz	UNII 1	UNII 2A	UNII 2C	UNII 3	UNII 5	UNII 6	UNII 7	
4	1	-	-	-	-	-	-	-1.50	-	-	-	-	-	-	-	-	-	-	-	-
	2	-	-	-	-	-	-	-1.30	-	-	-	-	-	-	-	-	-	-	-	-
	3	-	-	-	-	-	-	-0.80	-	-	-	-	-	-	-	-	-	-	-	-
	4	-	-	-	-	-	-	-0.80	-	-	-	-	-0.80	-	-	-	-	-	-	-
	5	-	-	-	-	-	-	-	-	-	-	-	-	-	-	-	-	-	-	-
	6	-	-	-	-	-	-	-	-	-	-	-	-	-	-	-	-	-	-	-
	7	-	-	-	-	-	-	-	-	-	-	-	-	-	-	-	-	-	-	-
	8	-	-	-	-	-	-	-	-	-	-	-	-	-	-	-	-	-	-	-

Set	Antenna Peak Gain (dBi)								
	WLAN 2.4GHz	WLAN 5GHz				WLAN 6GHz			Bluetooth / IEEE802.15.4 (Radio 4)
		UNII 1	UNII 2A	UNII 2C	UNII 3	UNII 5	UNII 6	UNII 7	
5	4.00	4.00	4.00	4.00	4.00	4.00	4.00	4.00	4.00

Set	Antenna Peak Gain for 30 degrees (dBi)								
	WLAN 2.4GHz	WLAN 5GHz				WLAN 6GHz			Bluetooth / IEEE802.15.4 (Radio 4)
		UNII 1	UNII 2A	UNII 2C	UNII 3	UNII 5	UNII 6	UNII 7	
5	-	-0.50	-	-	-	1.00	1.00	1.00	-

Set	Port	Internal cable loss U.FL to N-Type (dB)																		
		WLAN 2.4GHz (Radio 1)	WLAN 5GHz, 6GHz (Radio 2)					WLAN 5GHz (Radio 3)				WLAN 2.4GHz, 5GHz, 6GHz (Scan Radio 0)								Bluetooth / IEEE802.15.4 (Radio 4)
			UNII 2C	UNII 3	UNII 5	UNII 6	UNII 7	UNII 1	UNII 2A	UNII 2C	UNII 3	2.4GHz	UNII 1	UNII 2A	UNII 2C	UNII 3	UNII 5	UNII 6	UNII 7	
5	1	1.10	-	-	-	-	-	1.70	1.70	1.90	1.90	-	-	-	-	-	-	-	-	-
	2	0.90	-	-	-	-	-	1.50	1.50	1.70	1.80	-	-	-	-	-	-	-	-	-
	3	0.70	-	-	-	-	-	1.00	1.00	1.20	1.20	-	-	-	-	-	-	-	-	0.70
	4	0.60	-	-	-	-	-	1.00	1.00	1.10	1.10	0.60	1.00	1.00	1.10	1.10	-	-	-	-
	5	-	1.40	1.50	-	-	-	-	-	-	-	-	-	-	-	-	-	-	-	-
	6	-	1.40	1.50	-	-	-	-	-	-	-	-	-	-	-	-	-	-	-	-
	7		1.70	1.70	-	-	-	-	-	-	-	-	-	-	-	-	-	-	-	-
	8	-	1.50	1.50	-	-	-	-	-	-	-	-	-	-	-	-	-	-	-	-

Set	Port	Net Gain (dBi)																		
		WLAN 2.4GHz (Radio 1)	WLAN 5GHz, 6GHz (Radio 2)					WLAN 5GHz (Radio 3)				WLAN 2.4GHz, 5GHz, 6GHz (Scan Radio 0)								Bluetooth / IEEE802.15.4 (Radio 4)
			UNII 2C	UNII 3	UNII 5	UNII 6	UNII 7	UNII 1	UNII 2A	UNII 2C	UNII 3	2.4GHz	UNII 1	UNII 2A	UNII 2C	UNII 3	UNII 5	UNII 6	UNII 7	
5	1	2.90	-	-	-	-	-	2.30	2.30	2.10	2.10	-	-	-	-	-	-	-	-	-
	2	3.10	-	-	-	-	-	2.50	2.50	2.30	2.20	-	-	-	-	-	-	-	-	-
	3	3.30	-	-	-	-	-	3.00	3.00	2.80	2.80	-	-	-	-	-	-	-	-	3.30
	4	3.40	-	-	-	-	-	3.00	3.00	2.90	2.90	3.40	3.00	3.00	2.90	2.90	-	-	-	-
	5	-	2.60	2.50	2.30	2.30	2.30	-	-	-	-	-	-	-	-	-	-	-	-	-
	6	-	2.60	2.50	2.50	2.50	2.50	-	-	-	-	-	-	-	-	-	-	-	-	-
	7	-	2.30	2.30	2.20	2.10	2.10	-	-	-	-	-	-	-	-	-	-	-	-	-
	8	-	2.50	2.50	2.40	2.30	2.30	-	-	-	-	-	-	-	-	-	2.40	2.30	2.30	-

Set	Port	Net Gain for 30 degrees (dBi)																		
		WLAN 2.4GHz (Radio 1)	WLAN 5GHz, 6GHz (Radio 2)					WLAN 5GHz (Radio 3)				WLAN 2.4GHz, 5GHz, 6GHz (Scan Radio 0)								Bluetooth / IEEE802.15.4 (Radio 4)
			UNII 2C	UNII 3	UNII 5	UNII 6	UNII 7	UNII 1	UNII 2A	UNII 2C	UNII 3	2.4GHz	UNII 1	UNII 2A	UNII 2C	UNII 3	UNII 5	UNII 6	UNII 7	
5	1	-	-	-	-	-	-	-2.20	-	-	-	-	-	-	-	-	-	-	-	-
	2	-	-	-	-	-	-	-2.00	-	-	-	-	-	-	-	-	-	-	-	-
	3	-	-	-	-	-	-	-1.50	-	-	-	-	-	-	-	-	-	-	-	-
	4	-	-	-	-	-	-	-1.50	-	-	-	-	-1.50	-	-	-	-	-	-	-
	5	-	-	-	-0.70	-0.70	-0.70	-	-	-	-	-	-	-	-	-	-	-	-	-
	6	-	-	-	-0.50	-0.50	-0.50	-	-	-	-	-	-	-	-	-	-	-	-	-
	7	-	-	-	-0.80	-0.90	-0.90	-	-	-	-	-	-	-	-	-	-	-	-	-
	8	-	-	-	-0.60	-0.70	-0.70	-	-	-	-	-	-	-	-	-	-0.60	-0.70	-0.70	-

Set	Port	Antenna Peak Gain (dBi)
		GPS (Radio 5)
6	9	3.2
7	10	2.98

Set	Port	Internal cable loss U.FL to N-Type (dB)
		GPS (Radio 5)
7	10	0.50

Set	Port	Net Gain (dBi)
		GPS (Radio 5)
7	10	2.48

Note 2: The above information was declared by manufacturer.
Note 3: Directional gain information

Type	Maximum Output Power	Power Spectral Density
Non-BF	Directional gain = Max.gain + array gain. For power measurements on IEEE 802.11 devices Array Gain = 0 dB (i.e., no array gain) for N ANT ≤ 4	$DirectionalGain = 10 \cdot \log\left[\frac{\sum_{j=1}^{N_{SS}}\left\{\sum_{k=1}^{N_{ANT}} g_{j,k}\right\}^2}{N_{ANT}}\right]$
BF	$DirectionalGain = 10 \cdot \log\left[\frac{\sum_{j=1}^{N_{SS}}\left\{\sum_{k=1}^{N_{ANT}} g_{j,k}\right\}^2}{N_{ANT}}\right]$	$DirectionalGain = 10 \cdot \log\left[\frac{\sum_{j=1}^{N_{SS}}\left\{\sum_{k=1}^{N_{ANT}} g_{j,k}\right\}^2}{N_{ANT}}\right]$

Ex.

Directional Gain (NSS1) formula :

$$Directional Gain = 10 \cdot \log\left[\frac{\sum_{j=1}^{N_{SS}}\left\{\sum_{k=1}^{N_{ANT}} g_{j,k}\right\}^2}{N_{ANT}}\right]$$

For 2TX:

NSS1(g1,1) = $10^{G1/20}$; NSS1(g1,2)= $10^{G2/20}$;

gj,k =$(\mathrm{Nss1(g1,1)} + \mathrm{Nss1(g1,2)})^2$

DG = 10 log[$(\mathrm{Nss1(g1,1)} + \mathrm{Nss1(g1,2)})^2 / \mathrm{N_{ANT}}$] => 10 log[$(10^{G1/20} + 10^{G2/20})^2 / \mathrm{N_{ANT}}$]

For 4TX:

NSS1(g1,1) = $10^{G1/20}$; NSS1(g1,2)= $10^{G2/20}$; NSS1(g1,3)= $10^{G3/20}$; NSS1(g1,4)= $10^{G4/20}$

gj,k =$(\mathrm{Nss1(g1,1)} + \mathrm{Nss1(g1,2)} + \mathrm{Nss1(g1,3)} + \mathrm{Nss1(g1,4)})^2$

DG = 10 log[$(\mathrm{Nss1(g1,1)} + \mathrm{Nss1(g1,2)} + \mathrm{Nss1(g1,3)} + \mathrm{Nss1(g1,4)})^2 / \mathrm{N_{ANT}}$] => 10 log[$(10^{G1/20} + 10^{G2/20} + 10^{G3/20} + 10^{G4/20})^2 / \mathrm{N_{ANT}}$]

Where;

For Minimum Antenna Gain Configuration:
For Directional Gain:

Radio	Mode		Mini Gain (dBi)				DG (dBi)	Remark
			G1	G2	G3	G4		
1	2.4GHz	2TX	2.90	3.10	-	-	6.01	-
		4TX	2.90	3.10	3.30	3.40	9.20	
2	5GHz UNII-2C	2TX	2.60	2.60	-	-	5.61	
		4TX	2.60	2.60	2.30	2.50	8.52	
	5GHz UNII-3	2TX	2.50	2.50	-	-	5.51	
		4TX	2.50	2.50	2.30	2.50	8.47	
	6GHz UNII-5	2TX	2.30	2.50	-	-	5.41	
		4TX	2.30	2.50	2.20	2.40	8.37	
	6GHz UNII-6	2TX	2.30	2.50	-	-	5.41	
		4TX	2.30	2.50	2.10	2.30	8.32	
	6GHz UNII-7	2TX	2.30	2.50	-	-	5.41	
		4TX	2.30	2.50	2.10	2.30	8.32	
3	5GHz UNII-1	2TX	2.30	2.50	-	-	5.41	
		4TX	2.30	2.50	3.00	3.00	8.73	
	5GHz UNII-2A	2TX	2.30	2.50	-	-	5.41	
		4TX	2.30	2.50	3.00	3.00	8.73	
	5GHz UNII-2C	2TX	2.10	2.30	-	-	5.21	
		4TX	2.10	2.30	2.80	2.90	8.55	
	5GHz UNII-3	2TX	2.10	2.30	-	-	5.21	
		4TX	2.10	2.20	2.80	2.90	8.53	

For Antenna Gain above 30 degrees:

Radio	Mode		Mini Gain (dBi)				DG (dBi)	Remark
			G1	G2	G3	G4		
2	6G UNII-5	2TX	-4.50	-4.30	-	-	-4.30	-
		4TX	-4.50	-4.30	-4.60	-4.40	-1.44	
	6G UNII-6	2TX	-5.20	-5.00	-	-	-5.00	
		4TX	-5.20	-5.00	-5.40	-5.20	-2.19	
	6G UNII-7	2TX	-5.30	-5.10	-	-	-5.20	
		4TX	-5.30	-5.10	-5.50	-5.30	-2.29	
3	5G UNII-1	2TX	-5.70	-5.50	-	-	-5.50	
		4TX	-5.70	-5.50	-5.00	-5.00	-2.28	

For Maximum Antenna Gain Configuration:
For Directional Gain:

Radio	Mode		Max Gain (dBi)				DG (dBi)	Remark
			G1	G2	G3	G4		
1	2.4GHz	2TX	11.40	11.60	-	-	11.60	Cross-Polarized Antenna
		4TX	11.40	11.60	11.80	11.90	14.69	
2	5GHz UNII-2C	2TX	11.80	11.80	-	-	11.80	Cross-Polarized Antenna
		4TX	11.80	11.80	11.50	11.70	13.71	
	5GHz UNII-3	2TX	11.70	11.70	-	-	11.70	
		4TX	11.70	11.70	11.50	11.70	13.66	
	6GHz UNII-5	2TX	6.10	6.30	-	-	8.91	Cross-Polarized Antenna
		4TX	6.10	6.30	6.00	6.20	11.87	
	6GHz UNII-6	2TX	6.10	6.30	-	-	8.91	
		4TX	6.10	6.30	5.90	6.10	11.82	
	6GHz UNII-7	2TX	6.10	6.30	-	-	8.91	
		4TX	6.10	6.30	5.90	6.10	11.82	
3	5GHz UNII-1	2TX	10.50	10.70	-	-	11.70	Cross-Polarized Antenna
		4TX	10.50	10.70	11.20	11.20	13.92	
	5GHz UNII-2A	2TX	10.50	10.70	-	-	10.70	
		4TX	10.50	10.70	11.20	11.20	13.92	
	5GHz UNII-2C	2TX	10.30	10.50	-	-	10.50	
		4TX	10.30	10.50	11.00	11.10	13.75	
	5GHz UNII-3	2TX	10.30	10.40	-	-	10.40	
		4TX	10.30	10.40	11.00	11.10	13.72	

For Antenna Gain above 30 degrees:

Radio	Mode		Max Gain (dBi)				DG (dBi)	Remark
			G1	G2	G3	G4		
2	6G UNII-5	2TX	-0.70	-0.50	-	-	2.41	-
		4TX	-0.70	-0.50	-0.80	-0.60	5.32	
	6G UNII-6	2TX	-0.70	-0.50	-	-	2.41	
		4TX	-0.70	-0.50	-0.80	-0.60	5.32	
	6G UNII-7	2TX	-0.70	-0.50	-	-	2.41	
		4TX	-0.70	-0.50	-0.80	-0.60	5.32	
3	5G UNII-1	2TX	3.30	3.50	-	-	6.41	
		4TX	3.30	3.50	4.00	4.00	9.73	

Note 4: The configuration of cross-polarization antennas is shown as below.

Set	Port	MIMO with cross-polarized
1	1	Vertical
	2	Horizontal
	3	Vertical
	4	Horizontal
	5	Horizontal
	6	Vertical
	7	Vertical
	8	Horizontal

Set	Port	MIMO with cross-polarized
2	1, 5	Horizontal
	2, 6	Vertical
	3, 7	Vertical
	4, 8	Horizontal

Set	Port	MIMO with cross-polarized
4	1, 5	Vertical
	2, 6	Horizontal
	3, 7	Vertical
	4, 8	Horizontal

Set.	Point-to-Multipoint	Point-to-Point
1	Yes	Yes
2	Yes	Yes
3	Yes	No
4	Yes	Yes
5	Yes	No

Note 5: The lowest antenna gain (Antenna Set 5) was selected for the test and recorded in this report.
Note 6: States antenna 6GHz transmission will be restricted per country's regulation.

Note 7: **<Scan Radio 0>**

For 2.4GHz function:
For IEEE 802.11 b/g/n/VHT/ax (1TX/1RX):
Only Port 1 can be used as transmitting/receiving antenna.
For 5GHz function:
For IEEE 802.11 a/n/ac/ax (1TX/1RX):
Only Port 1 can be used as transmitting/receiving antenna.
For 6GHz function:
For IEEE 802.11 ax (1TX/1RX):
Only Port 1 can be used as transmitting/receiving antenna.
<Radio 1>
For 2.4GHz function:
For IEEE 802.11 b/g/n/VHT/ax/be (1TX, 2TX, 4TX/4RX):
1TX:
Only Port 1 can be used as transmitting antenna.
2TX:
Both Port 1 and 2 can be used as transmitting antenna.
Port 1~2 could transmit simultaneously.
4TX:
Port 1~4 can be used as transmitting antenna.
Port 1~4 could transmit simultaneously.
4RX:
Port 1~4 can be used as receiving antenna.
Port 1~4 could receive simultaneously.
<Radio 2>
For 5GHz function:
For IEEE 802.11 a/n/ac/ax/be (1TX, 2TX, 4TX/4RX):
1TX:
Only Port 1 can be used as transmitting antenna.
2TX:
Both Port 1 and 2 can be used as transmitting antenna.
Port 1~2 could transmit simultaneously.
4TX:
Port 1~4 can be used as transmitting antenna.
Port 1~4 could transmit simultaneously.
4RX:
Port 1~4 can be used as receiving antenna.
Port 1~4 could receive simultaneously.
For 6GHz function:
For IEEE 802.11 ax/be (1TX, 2TX, 4TX/4RX):
1TX:
Only Port 1 can be used as transmitting antenna.
2TX:
Both Port 1 and 2 can be used as transmitting antenna.
Port 1~2 could transmit simultaneously.
4TX:
Port 1~4 can be used as transmitting antenna.
Port 1~4 could transmit simultaneously.
4RX:
Port 1~4 can be used as receiving antenna.
Port 1~4 could receive simultaneously.

<Radio 3>
For 5GHz function:
For IEEE 802.11 a/n/ac/ax/be (1TX, 2TX, 4TX/4RX):
1TX:
Only Port 1 can be used as transmitting antenna.
2TX:
Both Port 1 and 2 can be used as transmitting antenna.
Port 1~2 could transmit simultaneously.
4TX:
Port 1~4 can be used as transmitting antenna.
Port 1~4 could transmit simultaneously.
4RX:
Port 1~4 can be used as receiving antenna.
Port 1~4 could receive simultaneously.
<Radio 4>
For Bluetooth function (1TX/1RX):
Only Port 1 can be used as transmitting/receiving antenna.
For IEEE 802.15.4 function (1TX/1RX):
Only Port 1 can be used as transmitting/receiving antenna.
<Radio 5>
For GPS function (1RX):
Antenna set 6~7 can be used as receiving antenna, but only one of them will be used at one time.

1.1.3 DFS Band Carrier Frequencies

There are four bandwidth systems.

For 20MHz bandwidth systems, use Channel 52, 56, 60, 64, 100, 104, 108, 112, 116, 120, 124, 128, 132, 136, 140, 144.

For 40MHz bandwidth systems, use Channel 54, 62, 102, 110, 118, 126, 134, 142.

For 80MHz bandwidth systems, use Channel 58, 106, 122, 138.

For 160MHz bandwidth systems, use Channel 50, 114.

Frequency Band	Channel No.	Frequency	Channel No.	Frequency
5250~5350 MHz UNII2A	50	5250 MHz	58	5290 MHz
	52	5260 MHz	60	5300 MHz
	54	5270 MHz	62	5310 MHz
	56	5280 MHz	64	5320 MHz
5470~5725 MHz UNII2C	100	5500 MHz	122	5610 MHz
	102	5510 MHz	124	5620 MHz
	104	5520 MHz	126	5630 MHz
	106	5530 MHz	128	5640 MHz
	108	5540 MHz	132	5660 MHz
	110	5550 MHz	134	5670 MHz
	112	5560 MHz	136	5680 MHz
	114	5570 MHz	138	5690 MHz
	116	5580 MHz	140	5700 MHz
	118	5590 MHz	142	5710 MHz
	120	5600 MHz	144	5720 MHz

1.1.4 Table for SW Information

SW	BW of 5GHz Mode (MHz)	6GHz Mode	Support Function
Catalyst	20/40/80/160	Standard Power Access Point.	AP
			CURWB P2P/P2MP Master
		-	CURWB P2MP client with radar detection
Meraki	20/40/80	Standard Power Access Point.	AP

Note: The above information was declared by manufacturer.

1.1.5 Table for Radio Function

Radio (R)	Support Function	WLAN 2.4GHz	WLAN 5GHz		WLAN 6GHz	BT / IEEE 802.15.4	GPS
			UNII 1~2A	UNII 2C~3			
R0 (Scan Radio)	AP	✓	✓	✓	✓	-	-
	CURWB P2P/P2MP Master	-	✓	✓	✓	-	-
	CURWB P2MP client with radar detection	-	✓	✓	-	-	-
R1	AP	✓	-	-	-	-	-
R2	AP & CURWB P2P/P2MP Master	-	-	✓	✓	-	-
	CURWB P2MP client with radar detection	-	-	✓	-	-	-
R3 (Note 1)	AP, CURWB P2P/P2MP Master & CURWB P2MP client with radar detection	-	✓	✓	-	-	-
R4	AP	-	-	-	-	✓	-
R5	AP	-	-	-	-	-	✓

Note 1: Radio 3 supports operation in 5GHz full band (UNII 1~3) or low band (UNII 1~2A).

Note 2: For WLAN 2.4GHz, R0 and R1 can't operate at the same frequency simultaneously.
For WLAN 5GHz, R0, R2 and R3 can't operate at the same frequency simultaneously.
For WLAN 6GHz, R0 and R2 can't operate at the same frequency simultaneously.

Note 3: The above information was declared by manufacturer.

1.2 Accessories

Accessories
Antenna bracket*1 (For Ant. Set 1 use)
Antenna cable*2 (For Ant. Set 1, 2&4 use)
M25 cap*4
DC jack cap*1
SMA Sealed cap*1
M25 RJ-45 Cable gland*2
Bracket (Optional)*1

1.3 Support Equipment

Test mode: Mode 1~2

Support Equipment				
No.	**Equipment**	**Brand Name**	**Model Name**	**FCC ID**
A	Notebook	DELL	E4300	N/A
B	Notebook	DELL	E4300	N/A
C	WLAN module	Intel	BE200NGW	PD9BE200NG
D	WLAN AP	ASUS	RT-AX88U	MSQ-RTAXHP00
E	PoE	DELTA	ADH-65AR P	N/A

Test mode: Mode 3~4

Support Equipment				
No.	**Equipment**	**Brand Name**	**Model Name**	**FCC ID**
A	Notebook	DELL	E4300	N/A
B	Notebook	DELL	E6230	N/A
C	WLAN module	Qualcomm	QCNCM865	I4L-QCNCM865
D	PoE	DELTA	ADH-65AR P	N/A
E	Controller	CISCO	C9800-L-C-K9	N/A

Test mode: Mode 5~8

Support Equipment				
No.	**Equipment**	**Brand Name**	**Model Name**	**FCC ID**
A	Notebook	DELL	E4300	N/A
B	Notebook	DELL	E6230	N/A
C	Switch	Panasonic	S5GPWR	N/A
D	Controller	CISCO	C9800-L-C-K9	N/A
E	WLAN module	CISCO	CW9177I	UDX-CW9177I
F	PoE	DELTA	ADH-65AR P	N/A

1.4 Applicable Standards

According to the specifications of the manufacturer, the EUT must comply with the requirements of the following standards:

- 47 CFR FCC Part 15.407
- FCC KDB 905462 D02 UNII DFS Compliance Procedures New Rules v02

1.5 Testing Location Information

Testing Location Information	
Test Lab.：Sporton International Inc. Hsinchu Laboratory	
Hsinchu (TAF: 3787)	ADD: No.8, Ln. 724, Bo'ai St., Zhubei City, Hsinchu County 302010, Taiwan (R.O.C.) TEL: 886-3-656-9065 FAX: 886-3-656-9085 Test site Designation No. TW3787 with FCC. Conformity Assessment Body Identifier (CABID) TW3787 with ISED.

Test Condition	Test Site No.	Test Engineer	Test Environment (°C / %)	Test Date
DFS (Mode 1~2)	DF02-CB	Simmon Cheng	19.1~20.5 / 62~66	Mar. 07, 2026~ Apr. 07, 2026
DFS (Mode 3~4)	DF01-CB	Johnson Liu	19.5~20.9 / 66~69	Mar. 26, 2026~ May 14, 2026
DFS (Mode 5~6)	DF02-CB	Eason Chen	21.7~22.5 / 61~64	May 13, 2026~ Jul. 09, 2026
DFS (Mode 7~8)	DF02-CB	Eason Chen	21.7~22.5 / 61~64	May 28, 2026~ Jul. 09, 2026

2 Test Configuration of EUT

2.1 Test Channel Frequencies Configuration

Test mode: Mode 1

Test Channel Frequencies Configuration	
IEEE Std.	**Test Channel Freq. (MHz)**
802.11be (EHT20)	5500 MHz
802.11be (EHT40)	5510 MHz
802.11be (EHT80)	5530 MHz

Test mode: Mode 2

Test Channel Frequencies Configuration	
IEEE Std.	**Test Channel Freq. (MHz)**
802.11be (EHT20)	5300 MHz, 5500 MHz
802.11be (EHT40)	5310 MHz, 5510 MHz
802.11be (EHT80)	5290 MHz, 5530 MHz

Test mode: Mode 3 & 5~8

Test Channel Frequencies Configuration	
IEEE Std.	**Test Channel Freq. (MHz)**
802.11be (EHT20)	5500 MHz
802.11be (EHT40)	5510 MHz
802.11be (EHT80)	5530 MHz
802.11be (EHT160)	5570 MHz

Test mode: Mode 4

Test Channel Frequencies Configuration	
IEEE Std.	**Test Channel Freq. (MHz)**
802.11be (EHT20)	5300 MHz, 5500 MHz
802.11be (EHT40)	5310 MHz, 5510 MHz
802.11be (EHT80)	5290 MHz, 5530 MHz
802.11be (EHT160)	5250 MHz, 5570 MHz

2.2 The Worst Case Measurement Configuration

The Worst Case Mode for Following Conformance Tests	
Tests Item	Dynamic Frequency Selection (DFS)
Test Condition	Conducted measurement at transmit chains The EUT shall be configured to operate at the highest transmitter output power setting. If more than one antenna assembly is intended for this power setting, the gain of the antenna assembly with the lowest gain shall be used.
Modulation Mode	802.11be (EHT20), 802.11be (EHT40), 802.11be (EHT80)
1	R2 (SW Meraki_AP mode)
2	R3 (SW Meraki_AP mode)
Modulation Mode	802.11be (EHT20), 802.11be (EHT40), 802.11be (EHT80), 802.11be (EHT160)
3	R2 (SW Catalyst_AP mode)
4	R3 (SW Catalyst_AP mode)
5	R2 (SW Catalyst_CURWB P2MP Master mode)
6	R3 (SW Catalyst_CURWB P2MP Master mode)
7	R2 (SW Catalyst_CURWB P2MP client with radar detection mode)
8	R3 (SW Catalyst_CURWB P2MP client with radar detection mode)

Note 1: The Scan Radio 0 doesn't need to test due to no data transmission.
Note 2: The PoE was for measurement only and would not be marketed. Its information is listed below:

Equipment	Brand Name	Model Name
PoE	DELTA	ADH-65AR P

3 Dynamic Frequency Selection (DFS) Test Result

3.1 General DFS Information

3.1.1 DFS Parameters

Table D.1: DFS requirement values	
Parameter	**Value**
Non-occupancy period	Minimum 30 minutes
Channel Availability Check Time	60 seconds
Channel Move Time	10 seconds (Note 1).
Channel Closing Transmission Time	200 milliseconds + an aggregate of 60 milliseconds over remaining 10 second periods. (Notes 1 and 2).
U-NII Detection Bandwidth	Minimum 100% of the 99% power bandwidth (Note 3).
Note 1: Channel Move Time and the Channel Closing Transmission Time should be performed with Radar Type 0. The measurement timing begins at the end of the Radar Type 0 burst. Note 2: The Channel Closing Transmission Time is comprised of 200 milliseconds starting at the beginning of the Channel Move Time plus any additional intermittent control signals required to facilitate Channel changes (an aggregate of 60 milliseconds) during the remainder of the 10 second period. The aggregate duration of control signals will not count quiet periods in between transmissions. Note 3: During the U-NII Detection Bandwidth detection test, radar type 0 is used and for each frequency step the minimum percentage of detection is 90%. Measurements are performed with no data traffic.	

Table D.2: Interference threshold values	
Maximum Transmit Power	**Value (see note)**
EIRP ≥ 200 mW	-64 dBm
EIRP < 200 mW and PSD < 10dBm/MHz	-62 dBm
EIRP < 200 mW and PSD >= 10dBm/MHz	-64 dBm
Note 1: This is the level at the input of the receiver assuming a 0 dBi receive antenna. Note 2: Throughout these test procedures an additional 1 dB has been added to the amplitude of the test transmission waveforms to account for variations in measurement equipment. This will ensure that the test signal is at or above the detection threshold level to trigger a DFS response. Note3: EIRP is based on the highest antenna gain. For MIMO devices refer to KDB Publication 662911D01.	

3.1.2 Applicability of DFS Requirements Prior to Use of a Channel

Requirement	DFS Operational mode		
	Master	Client without radar detection	Client with radar detection
Non-Occupancy Period	Yes	Not required	Yes
DFS Detection Threshold	Yes	Not required	Yes
Channel Availability Check Time	Yes	Not required	Not required
U-NII Detection Bandwidth	Yes	Not required	Yes

3.1.3 Applicability of DFS Requirements during Normal Operation

Requirement	DFS Operational mode		
	Master	Client without radar detection	Client with radar detection
DFS Detection Threshold	Yes	Not required	Yes
Channel Closing Transmission Time	Yes	Yes	Yes
Channel Move Time	Yes	Yes	Yes
U-NII Detection Bandwidth	Yes	Not required	Yes

Additional requirements for devices with multiple bandwidth modes	Master Device or Client with Radar Detection	Client Without Radar Detection
U-NII Detection Bandwidth and Statistical Performance Check	All BW modes must be tested	Not required
Channel Move Time and Channel Closing Transmission Time	Test using widest BW mode available	Test using the widest BW mode available for the link
All other tests	Any single BW mode	Not required
Note: Frequencies selected for statistical performance check (Section 7.8.4) should include several frequencies within the radar detection bandwidth and frequencies near the edge of the radar detection bandwidth. For 802.11 devices it is suggested to select frequencies in each of the bonded 20 MHz channels and the channel center frequency.		

3.1.4 User Access Restrictions

User Access Restrictions
☒ DFS controls (hardware or software) related to radar detection are NOT accessible to the user. Manufacturer statement confirming that information regarding the parameters of the detected Radar Waveforms is not available to the end user.

3.1.5 Channel Loading/Data Streaming

☐	The data file (MPEG-4) has been transmitting in a streaming mode.
☒	Software to ping the client is permitted to simulate data transfer with random ping intervals.
☒	Minimum channel loading of approximately 17%.
☐	Unicast protocol has been used.

Test mode: Mode 1

17% Loading

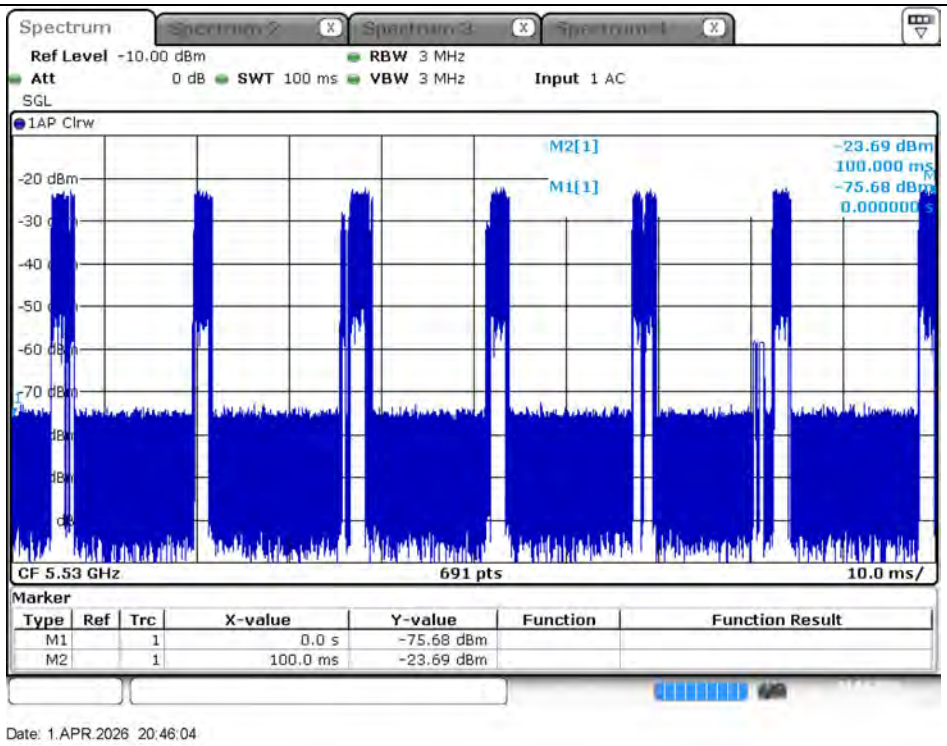

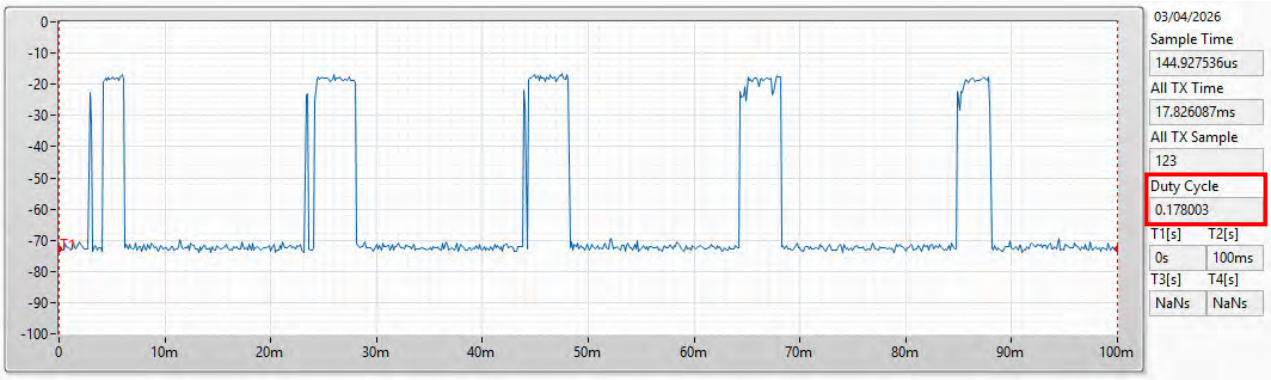

Test mode: Mode 2

17% Loading for UNII 2A

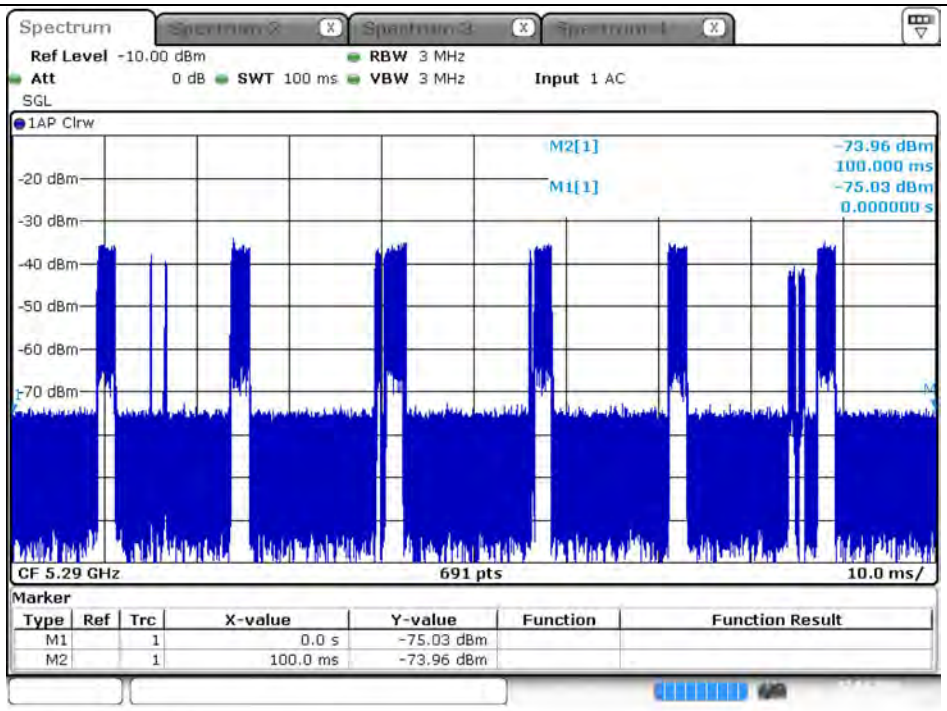

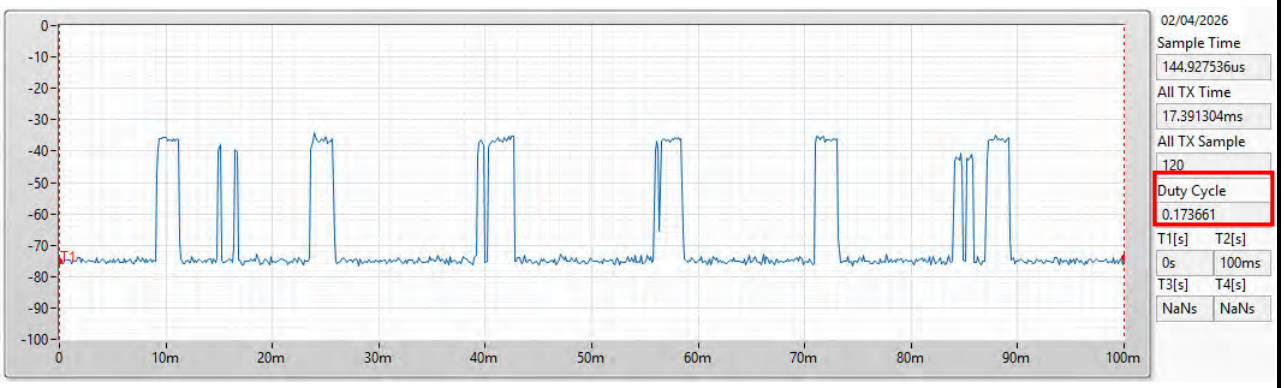

17% Loading for UNII 2C

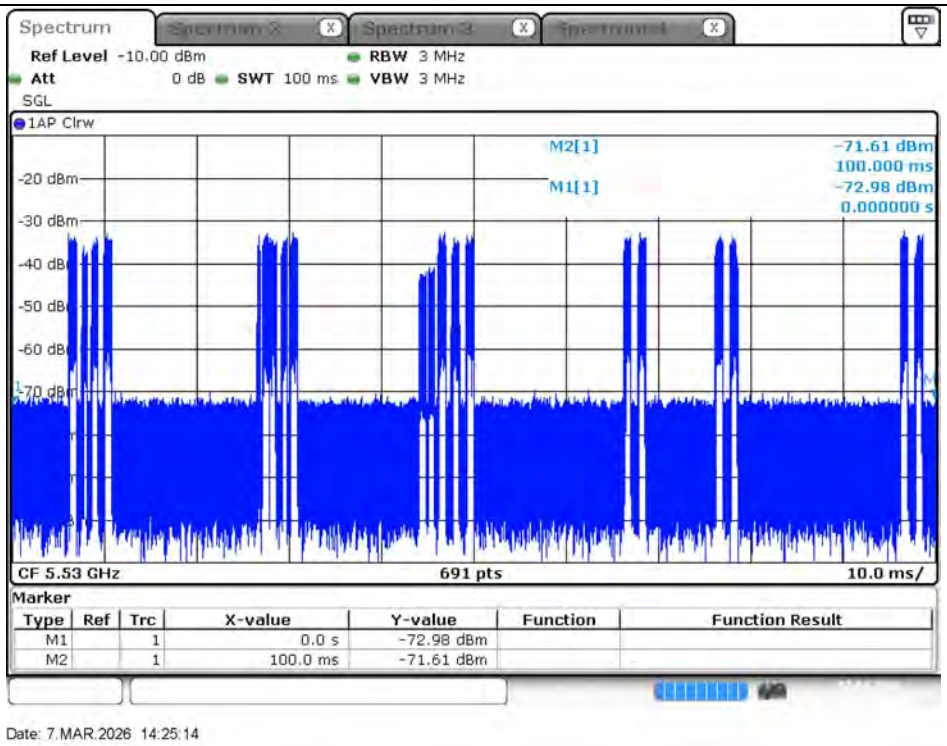

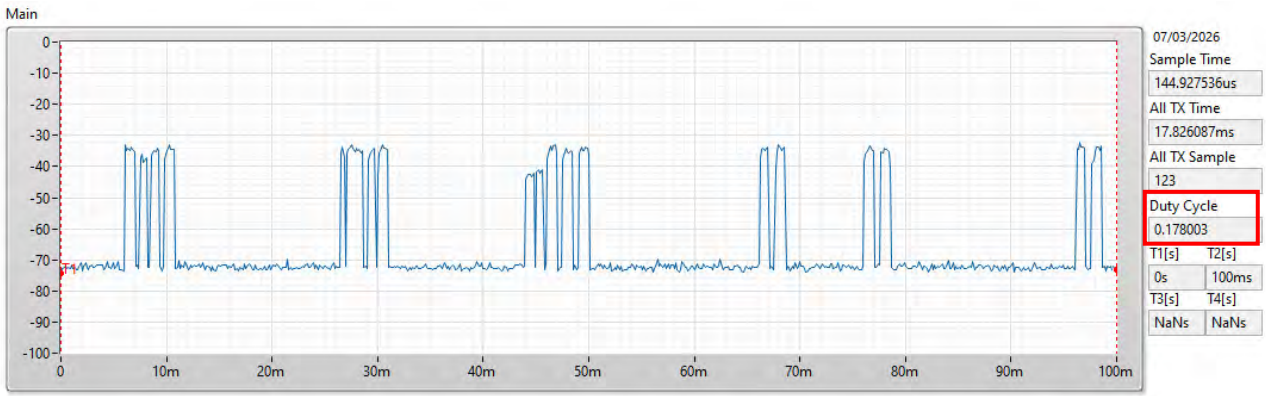

Test mode: Mode 3

17% Loading

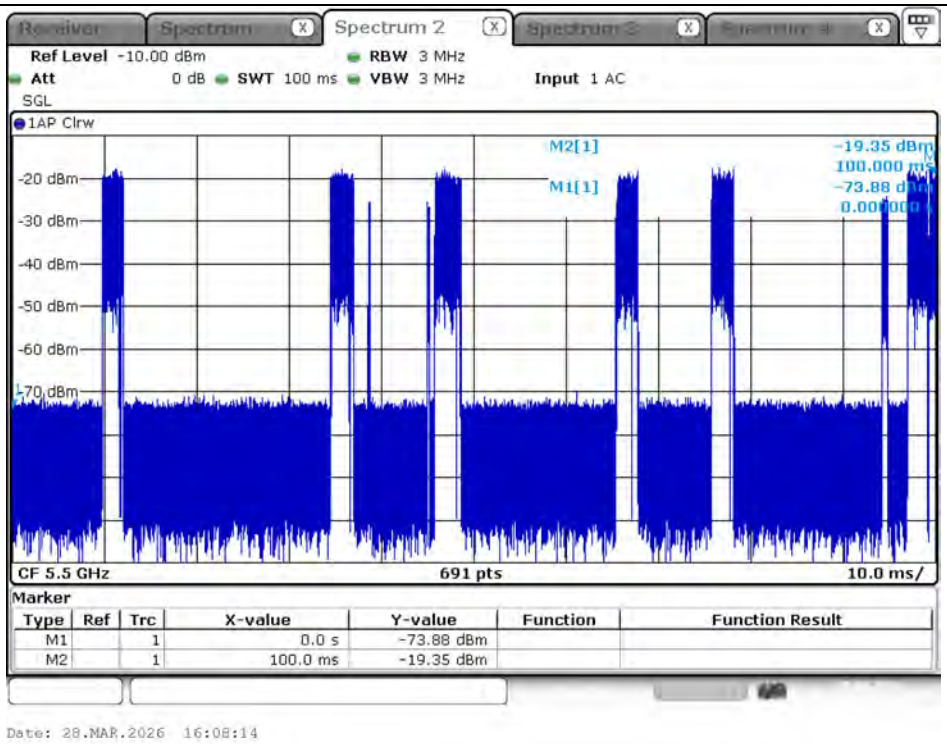

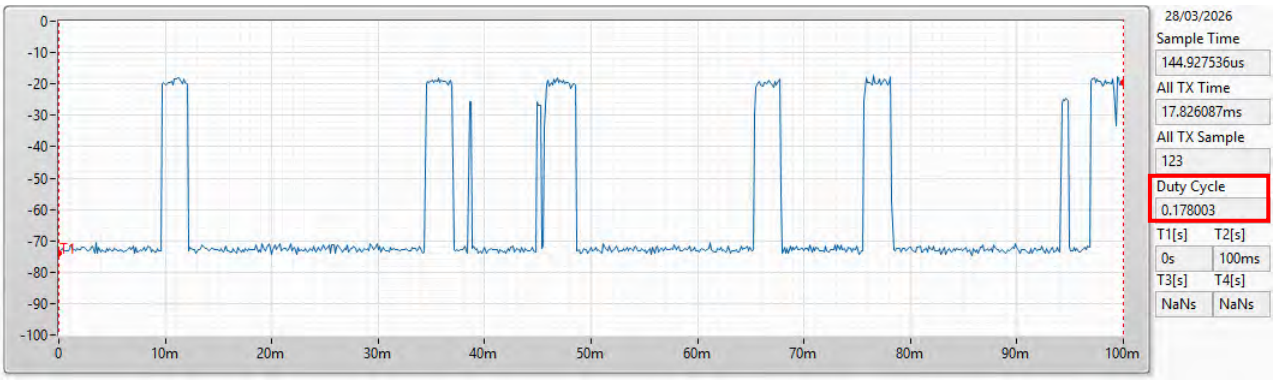

Test mode: Mode 4

17% Loading for UNII 2A

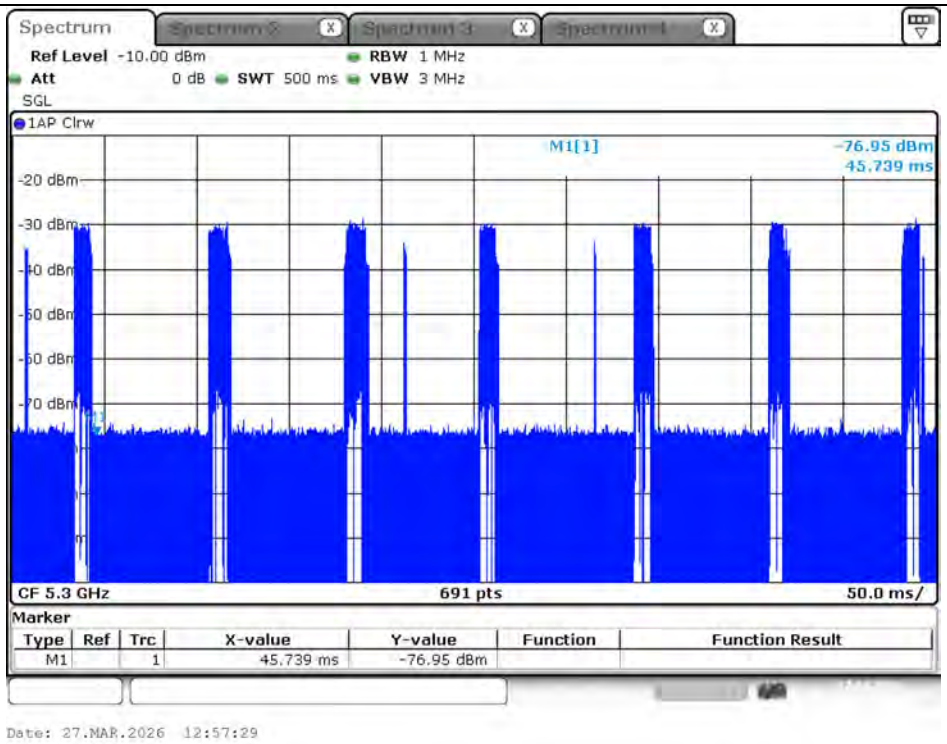

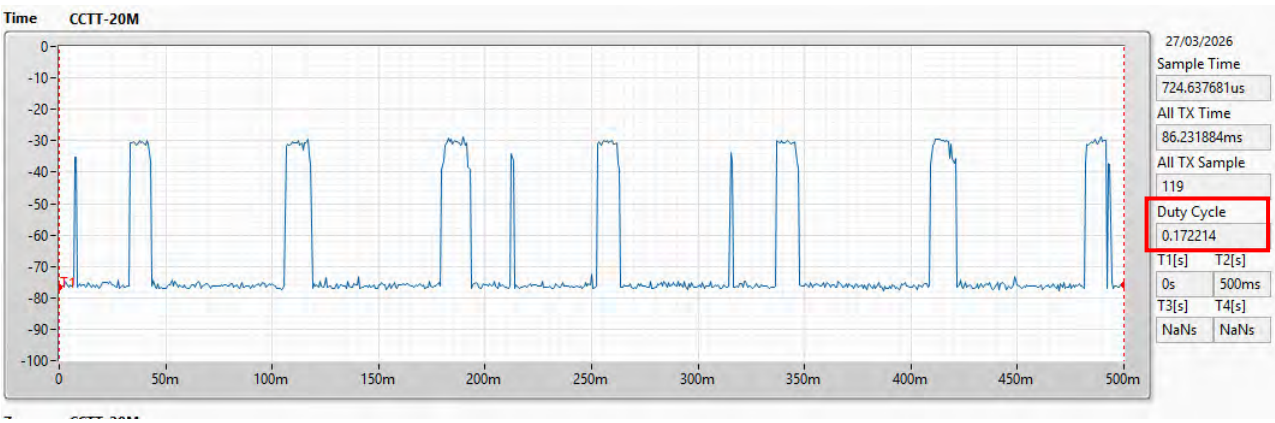

17% Loading for UNII 2C

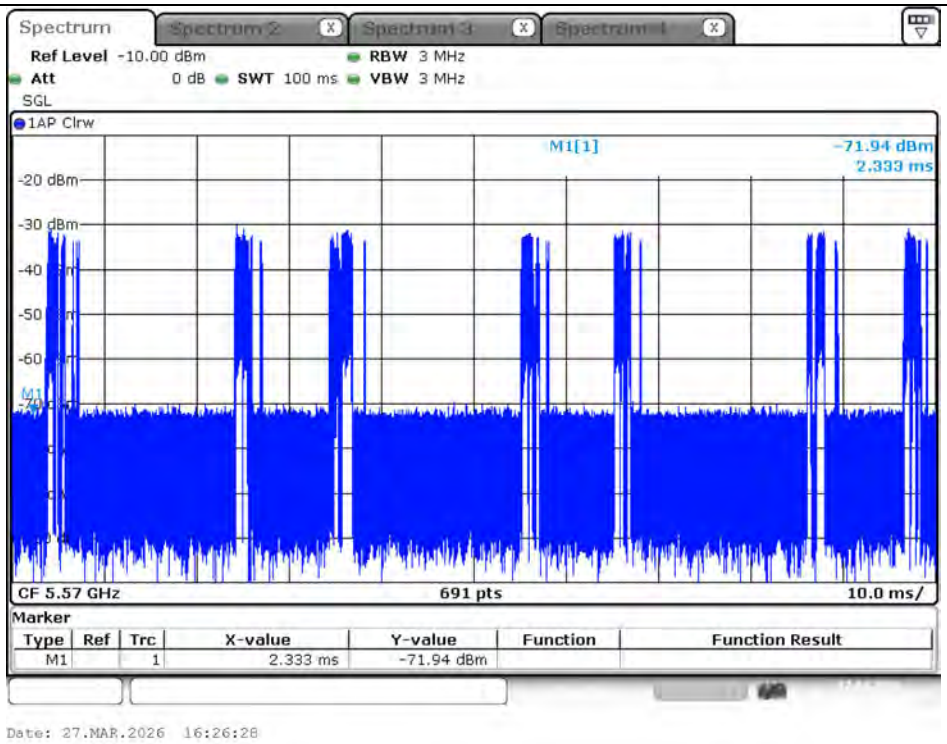

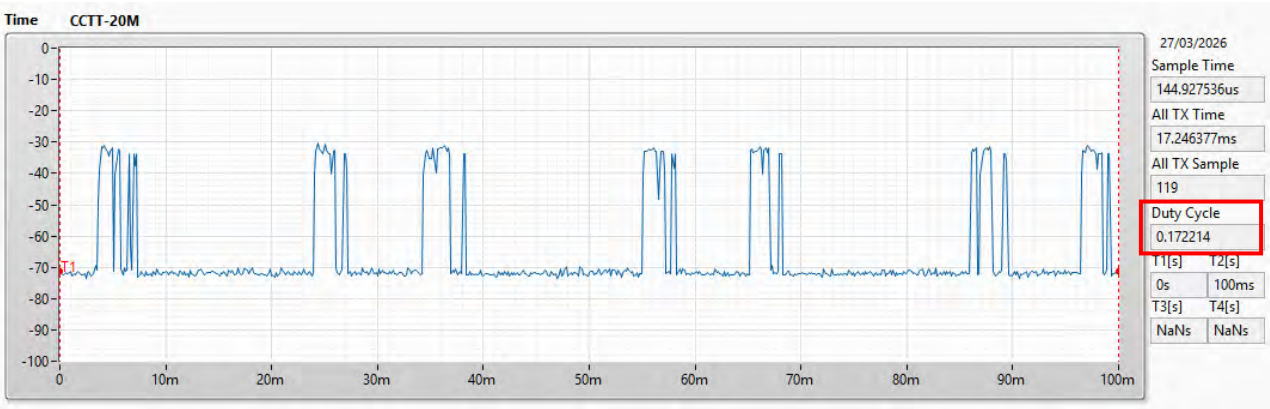

Test mode: Mode 5

17% Loading

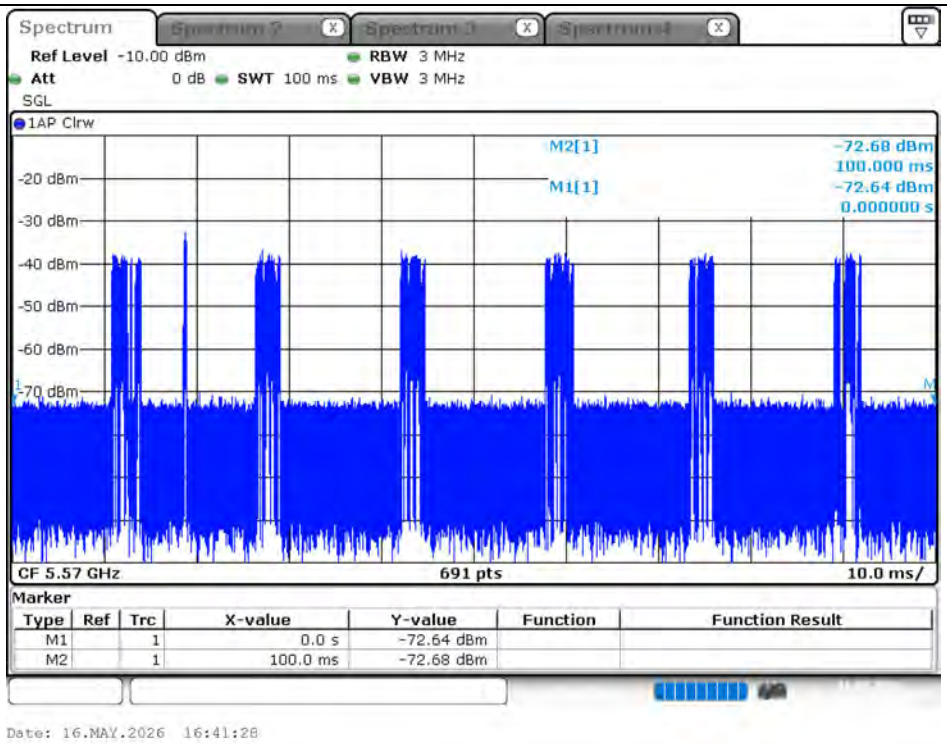

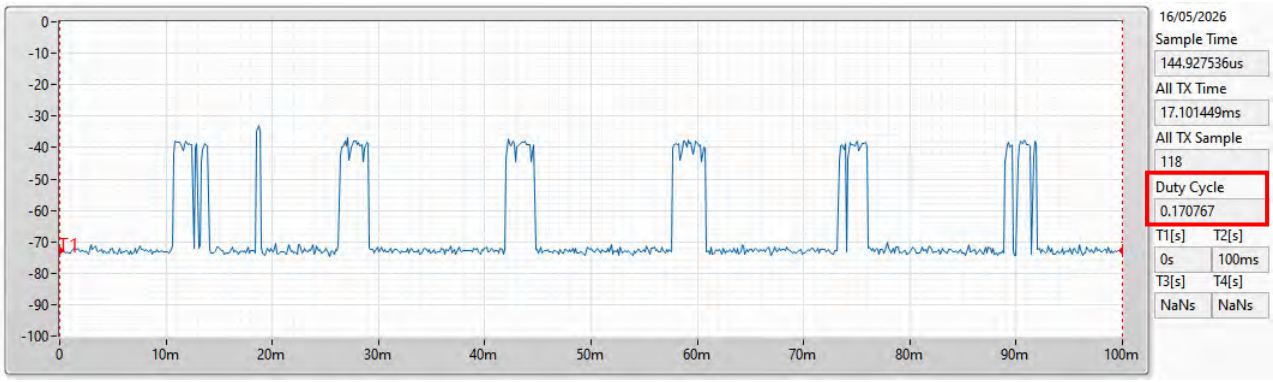

Test mode: Mode 6

17% Loading

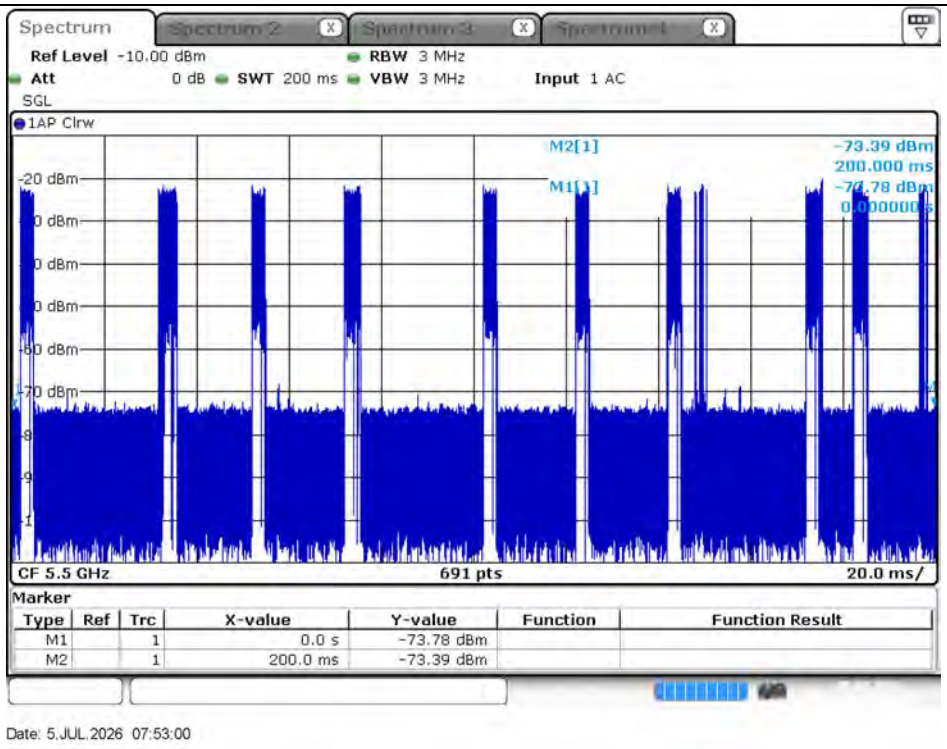

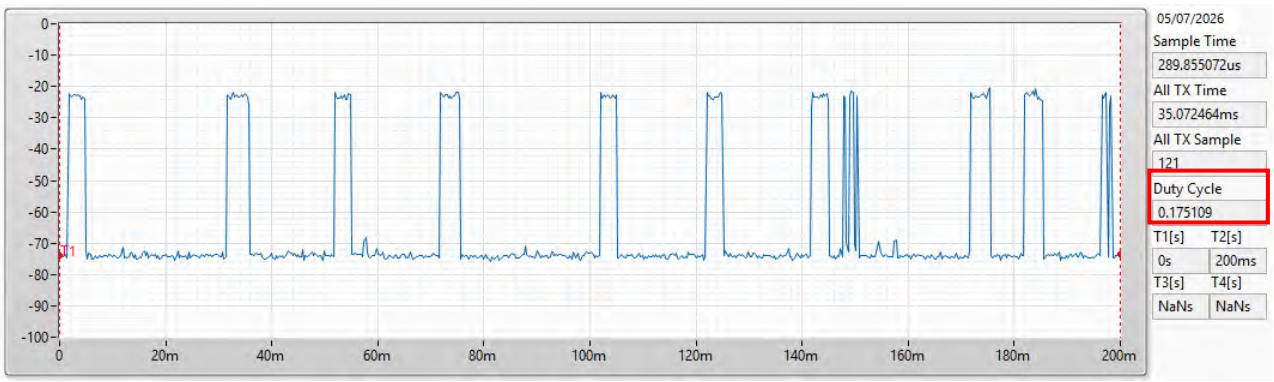

Test mode: Mode 7

17% Loading

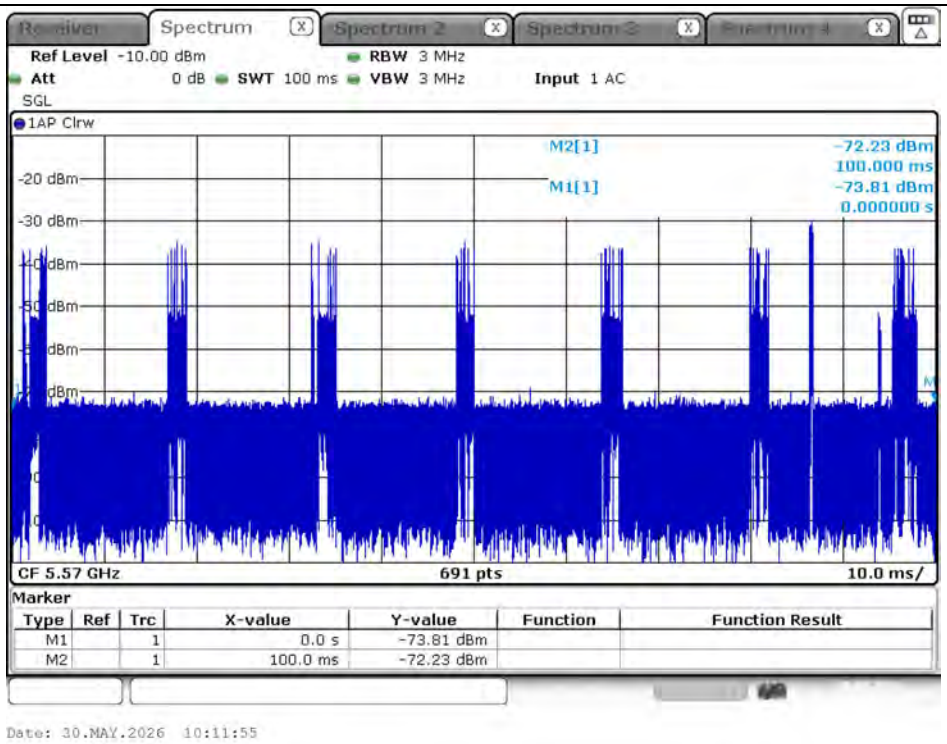

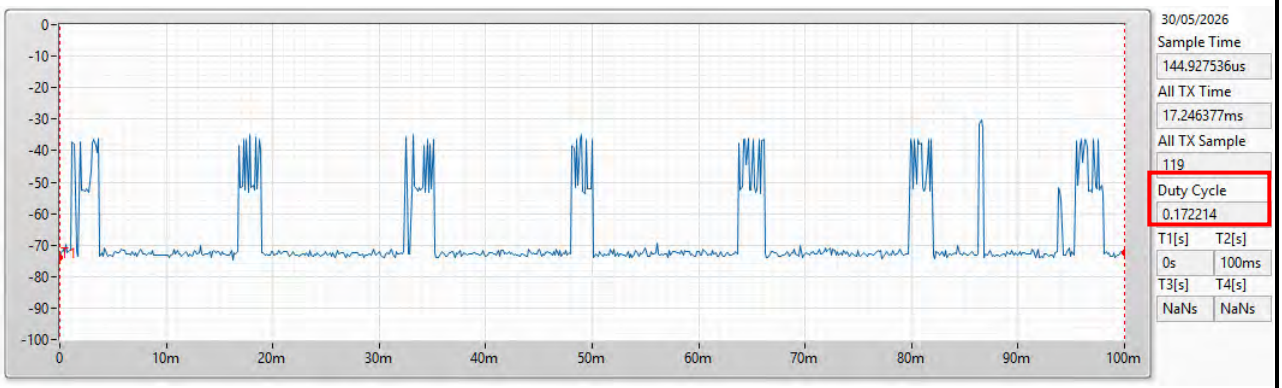

Test mode: Mode 8

17% Loading

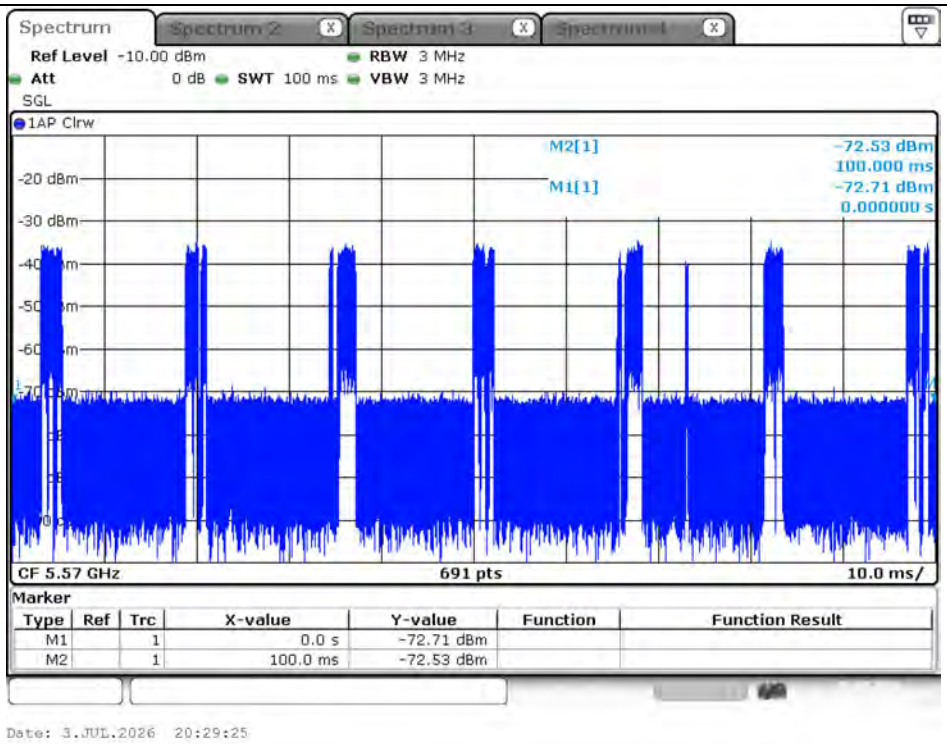

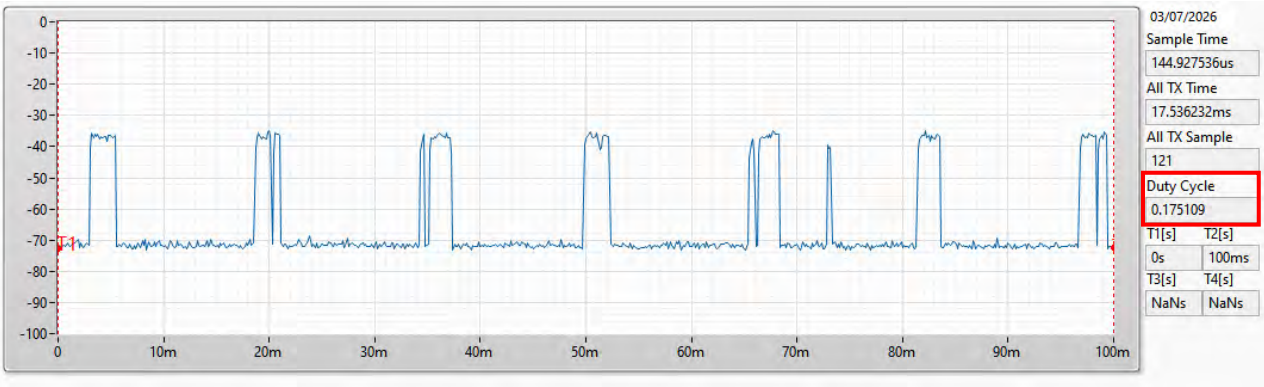

3.2 Radar Test Waveform Calibration

3.2.1 Short Pulse Radar Test Waveforms

Radar Type	Pulse Width (µsec)	PRI (µsec)	Number of Pulses	Minimum Percentage of Successful Detection	Minimum Trials
0	1	1428	18	See Note 1	See Note 1
1A	1	15 unique PRI in KDB 905462 D02 Table 5a	$Roundup\left\{\left(\frac{1}{360}\right)\times\left(\frac{19\times10^6}{PRI}\right)\right\}$	60%	15
1B	1	15 unique PRI within 518-3066, Excluding 1A PRI		60%	15
2	1-5	150-230	23-29	60%	30
3	6-10	200-500	16-18	60%	30
4	11-20	200-500	12-16	60%	30
Aggregate (Radar Types 1-4)				80%	120
Note 1: Short Pulse Radar Type 0 should be used for the detection bandwidth test, channel move time, and channel closing time tests.					

A minimum of 30 unique waveforms are required for each of the short pulse radar types 1 through 4. If more than 30 waveforms are used for short pulse radar types 1 through 4, then each additional waveform must also be unique and not repeated from the previous waveforms. The aggregate is the average of the percentage of successful detections of short pulse radar types 1-4.

3.2.2 Long Pulse Radar Test Waveform

Radar Type	Pulse Width (µsec)	Chirp Width (MHz)	PRI (µsec)	Number of Pulses per *Burst*	Number of *Bursts*	Minimum Percentage of Successful Detection	Minimum Trials
5	50-100	5-20	1000-2000	1-3	8-20	80%	30

Each waveform is defined as follows:

- The transmission period for the Long Pulse Radar test signal is 12 seconds.
- There are a total of 8 to 20 Bursts in the 12 second period, with the number of Bursts being randomly chosen. This number is Burst Count.
- Each Burst consists of 1 to 3 pulses, with the number of pulses being randomly chosen. Each Burst within the 12 second sequence may have a different number of pulses.
- The pulse width is between 50 and 100 microseconds, with the pulse width being randomly chosen. Each pulse within a Burst will have the same pulse width. Pulses in different Bursts may have different pulse widths.
- Each pulse has a linear FM chirp between 5 and 20 MHz, with the chirp width being randomly chosen. Each pulse within a transmission period will have the same chirp width. The chirp is centered on the pulse. For example, with a radar frequency of 5300 MHz and a 20 MHz chirped signal, the chirp starts at 5290 MHz and

ends at 5310 MHz.

- If more than one pulse is present in a Burst, the time between the pulses will be between 1000 and 2000 microseconds, with the time being randomly chosen. If three pulses are present in a Burst, the time between the first and second pulses is chosen independently of the time between the second and third pulses.
- The 12 second transmission period is divided into even intervals. The number of intervals is equal to Burst Count. Each interval is of length (12,000,000 / Burst Count) microseconds. Each interval contains one Burst. The start time for the Burst, relative to the beginning of the interval, is between 1 and [(12,000,000 / Burst Count) – (Total Burst Length) + (One Random PRI Interval)] microseconds, with the start time being randomly chosen. The step interval for the start time is 1 microsecond. The start time for each Burst is chosen independently.

3.2.3 Frequency Hopping Radar Test Waveform

Radar Type	Pulse Width (µsec)	PRI (µsec)	Pulses per Hop	Hopping Rate (kHz)	Hopping Sequence Length (ms)	Minimum Percentage of Successful Detection	Minimum Trials
6	1	333	9	0.333	300	70%	30

For the Frequency Hopping Radar Type, the same Burst parameters are used for each waveform. The hopping sequence is different for each waveform and a 100-length segment is selected from the hopping sequence defined by the following algorithm:
The first frequency in a hopping sequence is selected randomly from the group of 475 integer frequencies from 5250 – 5724 MHz. Next, the frequency that was just chosen is removed from the group and a frequency is randomly selected from the remaining 474 frequencies in the group.

3.2.4 DFS Threshold Level

Test mode: Mode 1, 3, 5&7

DFS Threshold Level		
DFS Threshold level: -60.7 dBm	☒	at the antenna connector
	☐	in front of the antenna
The Interference **Radar Detection Threshold Level** is *-64 dBm + 2.3 [dBi] + 1 dB* = -60.7 dBm. That had been taken into account the output power range and antenna gain.		

Test mode: Mode 2&4

DFS Threshold Level		
DFS Threshold level: UNII 2A: -60.7 / UNII 2C: -60.9 dBm	☒	at the antenna connector
	☐	in front of the antenna
For UNII 2A: The Interference **Radar Detection Threshold Level** is *-64 dBm + 2.3 [dBi] + 1 dB* = -60.7 dBm. That had been taken into account the output power range and antenna gain. **For UNII 2C:** The Interference **Radar Detection Threshold Level** is *-64 dBm + 2.1 [dBi] + 1 dB* = -60.9 dBm. That had been taken into account the output power range and antenna gain.		

Test mode: Mode 6&8

DFS Threshold Level	
DFS Threshold level: -60.9 dBm	☒ at the antenna connector
	☐ in front of the antenna
The Interference **Radar Detection Threshold Level** is *-64 dBm + 2.1 [dBi] + 1 dB* = -60.9 dBm. That had been taken into account the output power range and antenna gain.	

3.2.5 Calibration Setup

Master Conducted Calibration Setup (Mode 1~6)

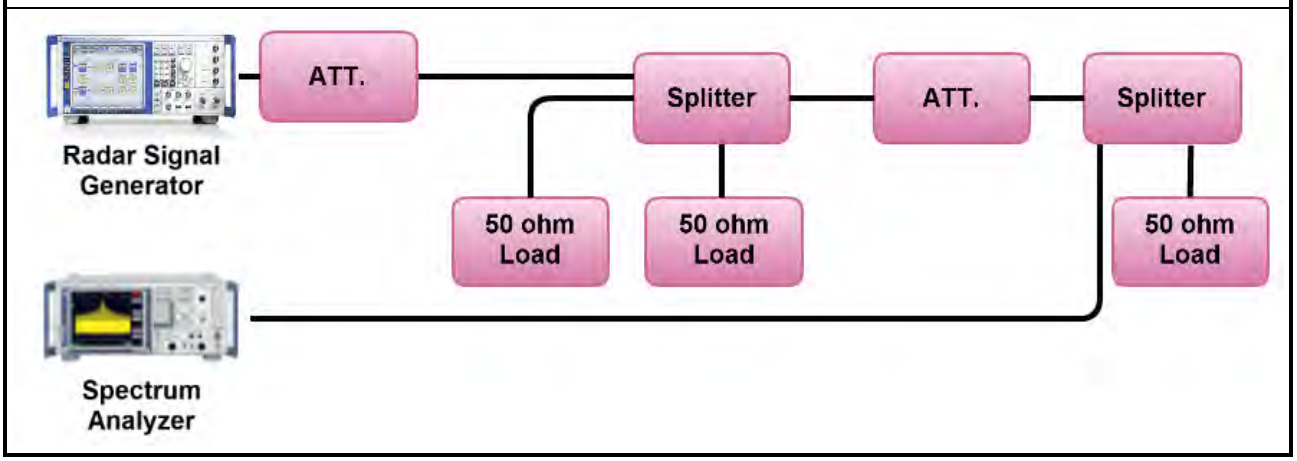

Client Conducted Calibration Setup (Mode 7~8)

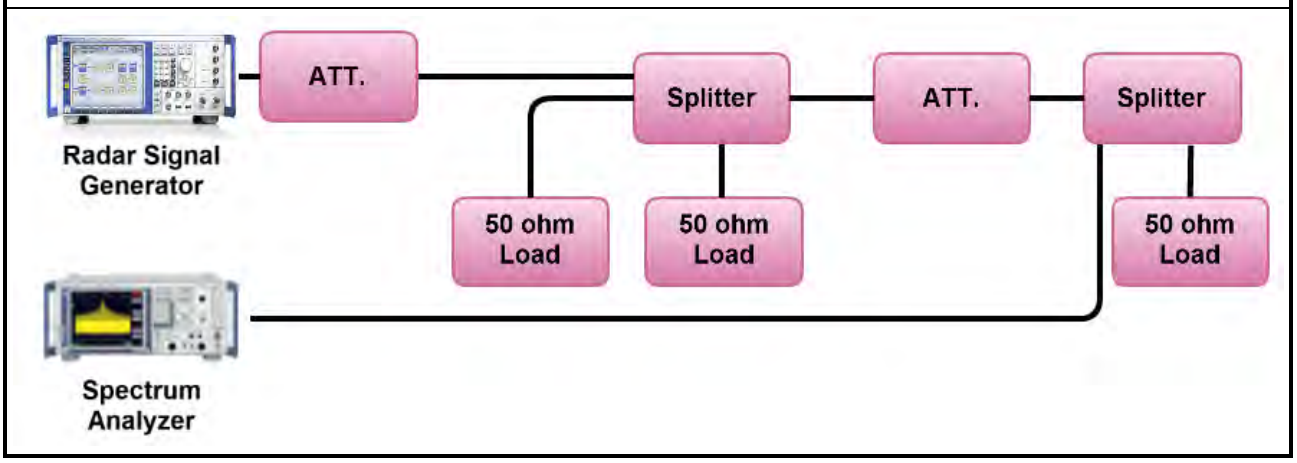

3.2.6 Radar Waveform calibration Plot

Test mode: Mode 1

Test Frequency: 5530 MHz

Radar #0 DFS detection threshold level

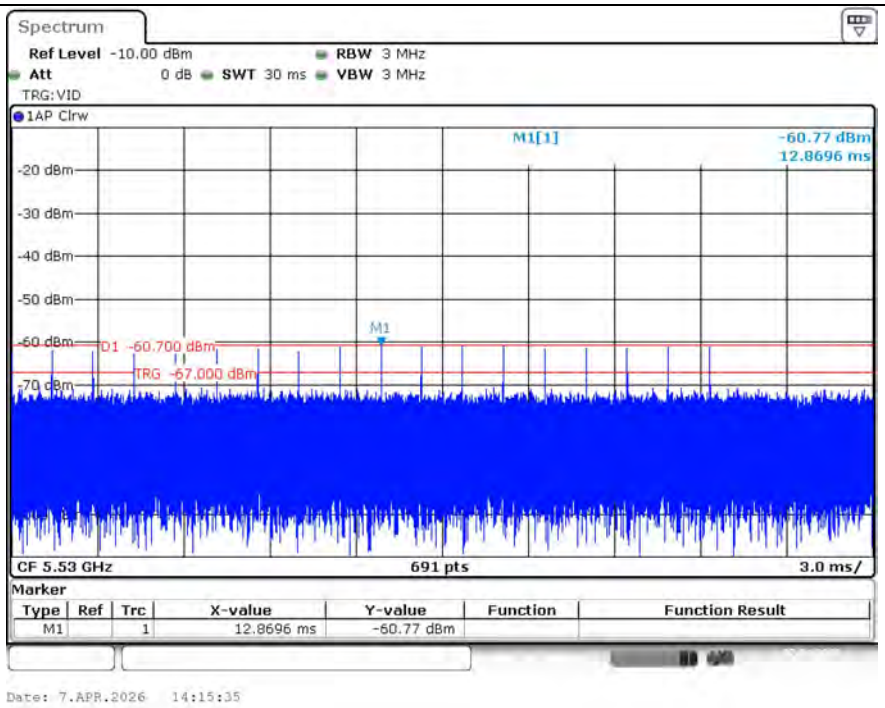

Radar #1 DFS detection threshold level

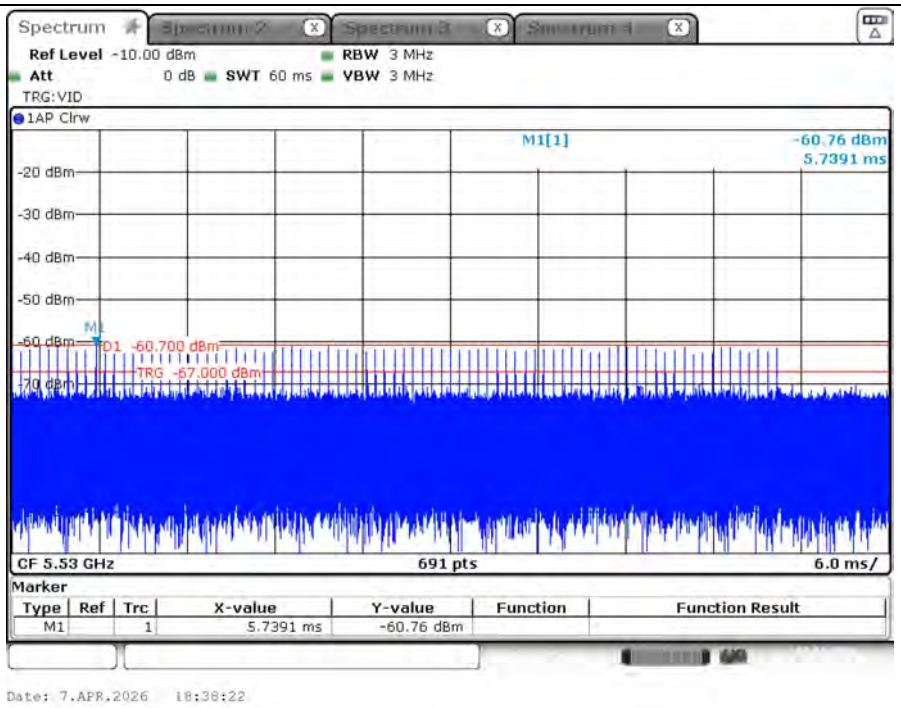

Radar #2 DFS detection threshold level

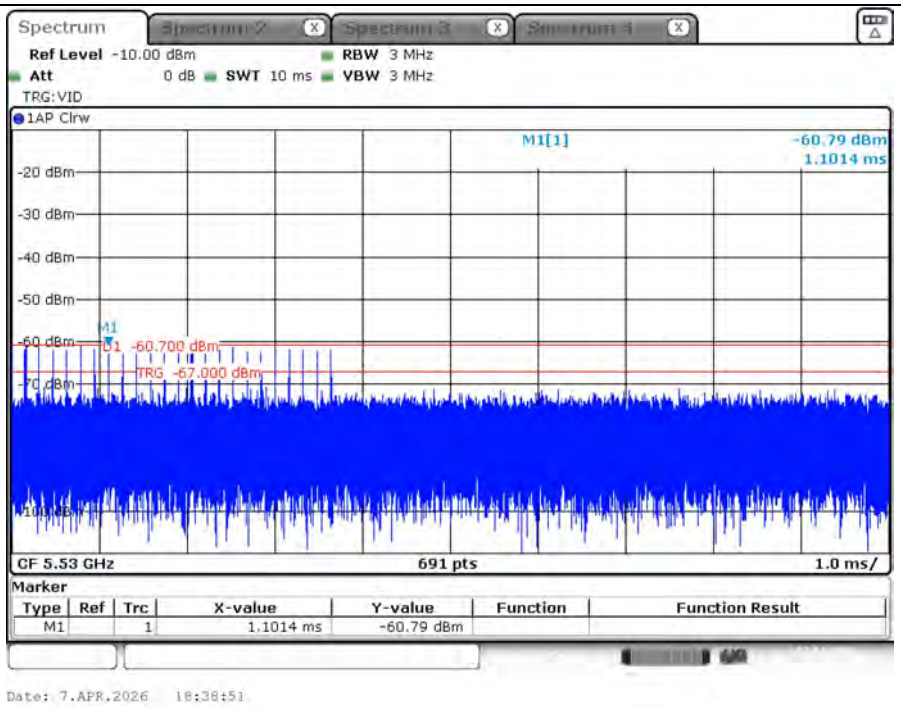

Radar #3 DFS detection threshold level

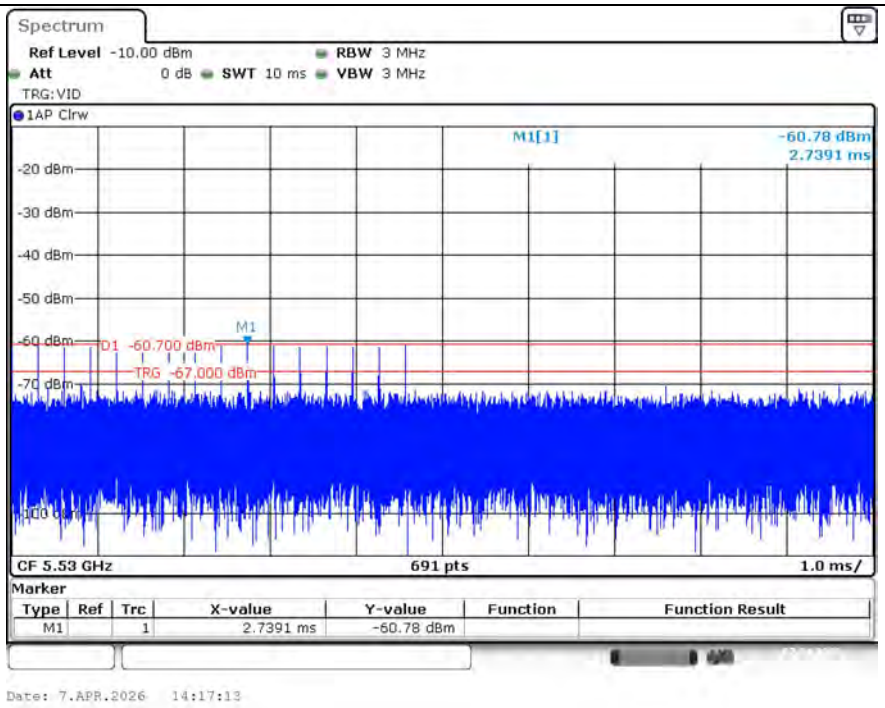

Radar #4 DFS detection threshold level

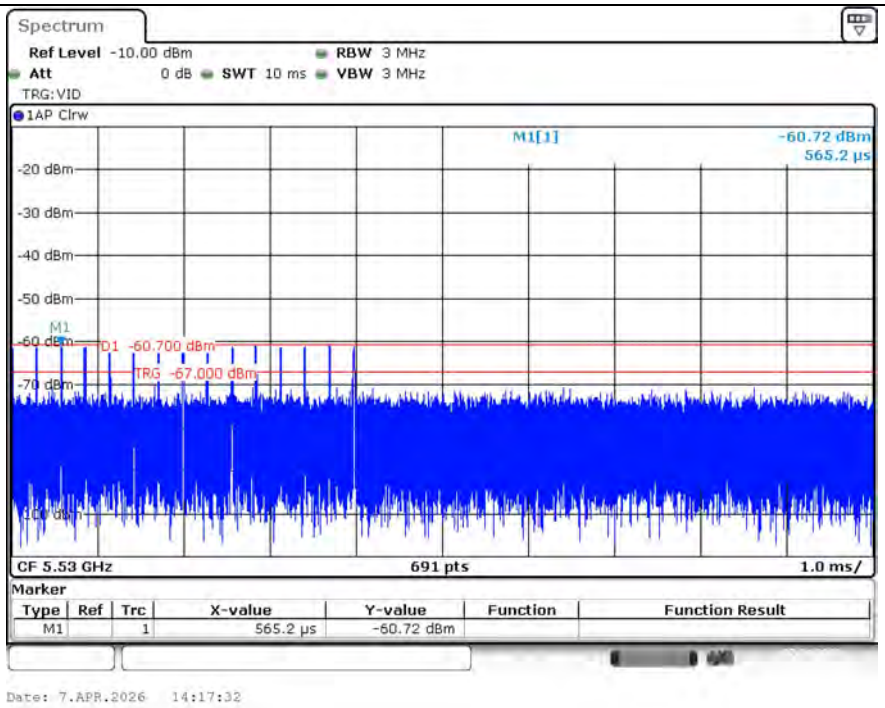

Radar #5 DFS detection threshold level

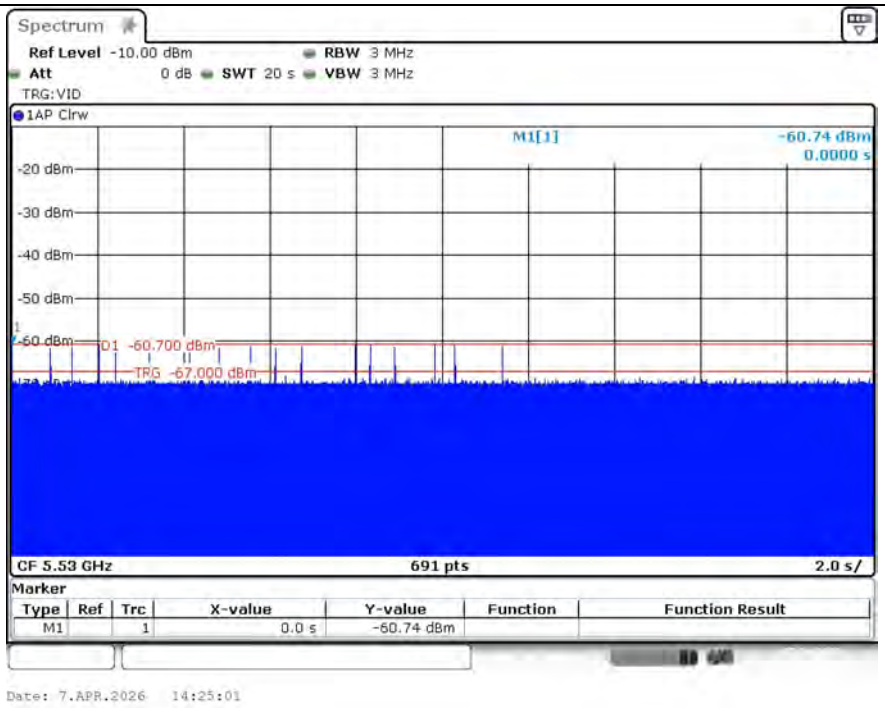

Radar #6 DFS detection threshold level

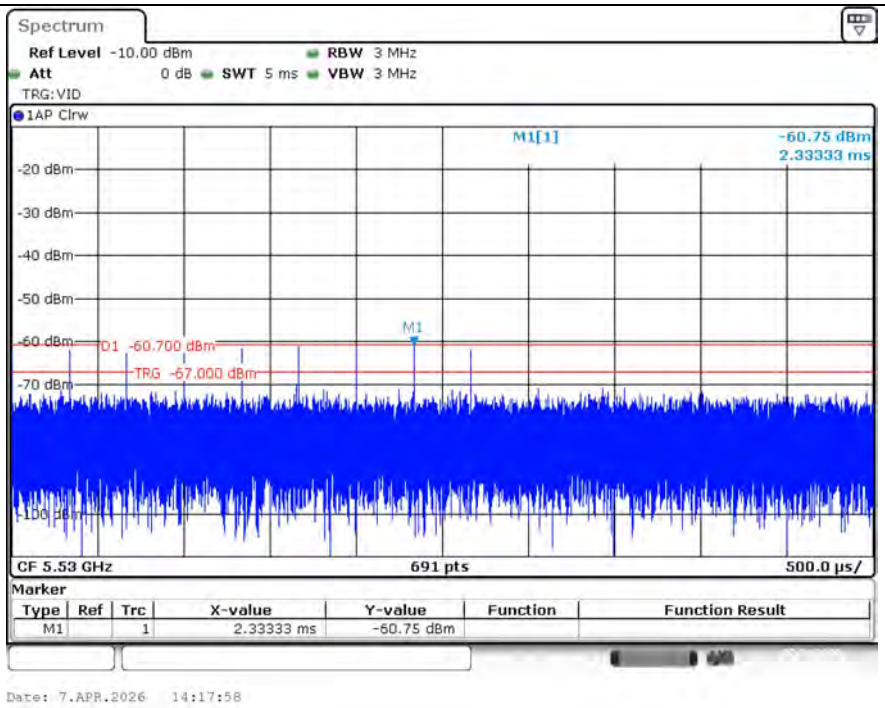

Test mode: Mode 2

Test Frequency: 5290 MHz

Radar #0 DFS detection threshold level

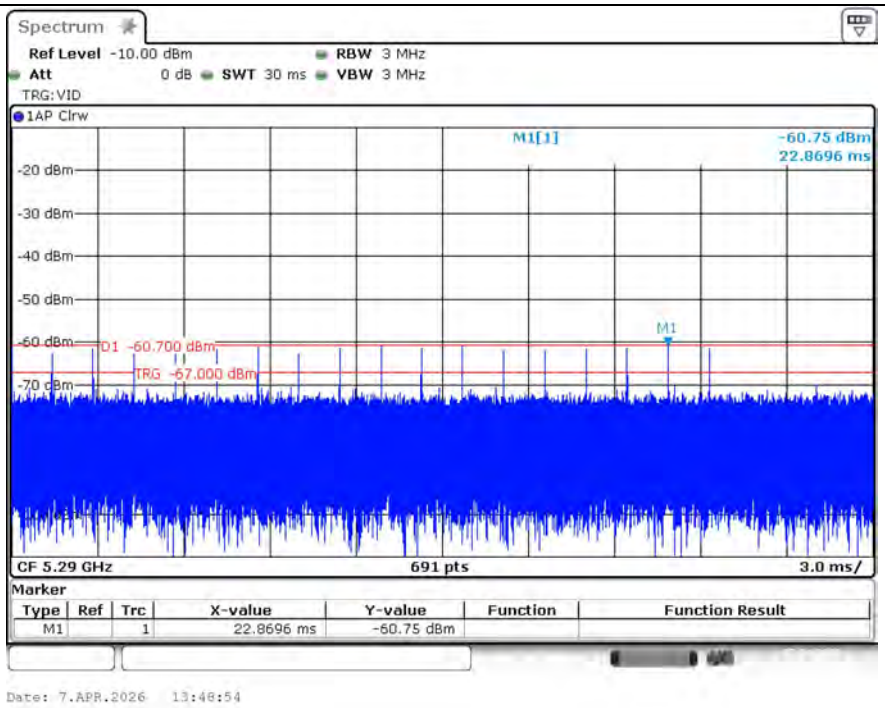

Radar #1 DFS detection threshold level

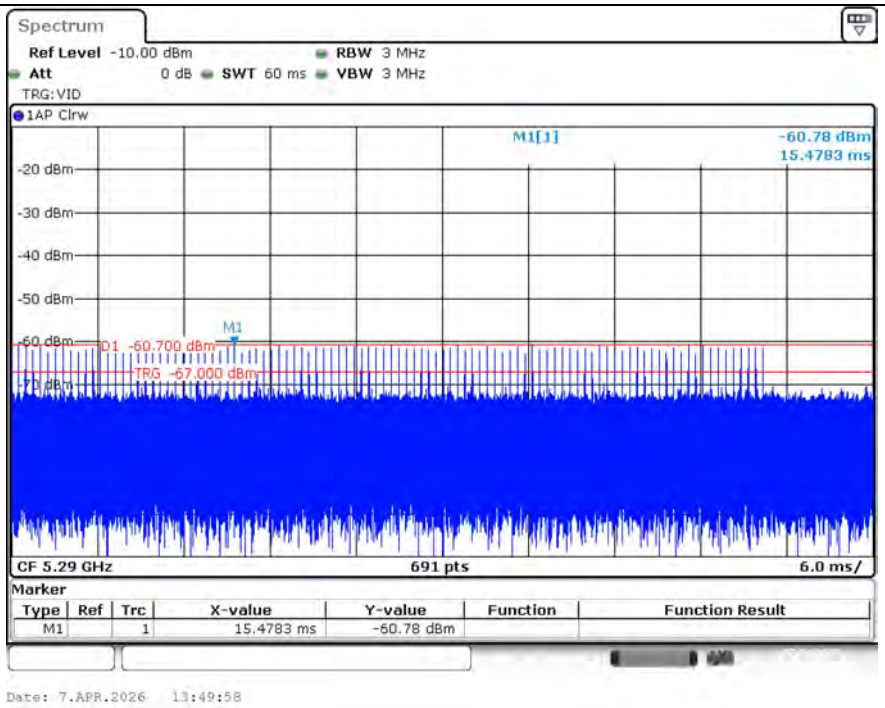

Radar #2 DFS detection threshold level

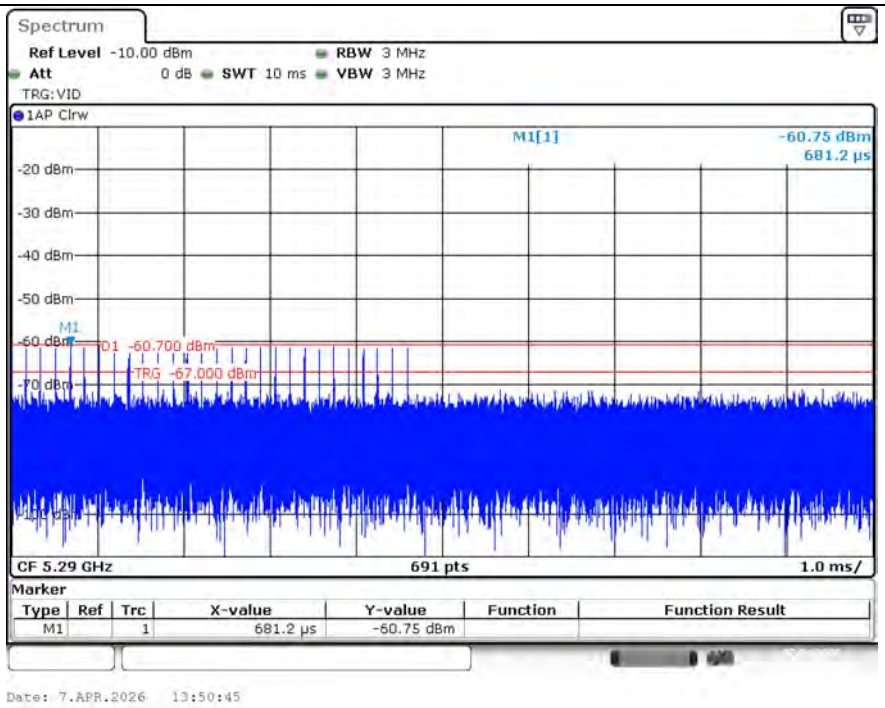

Radar #3 DFS detection threshold level

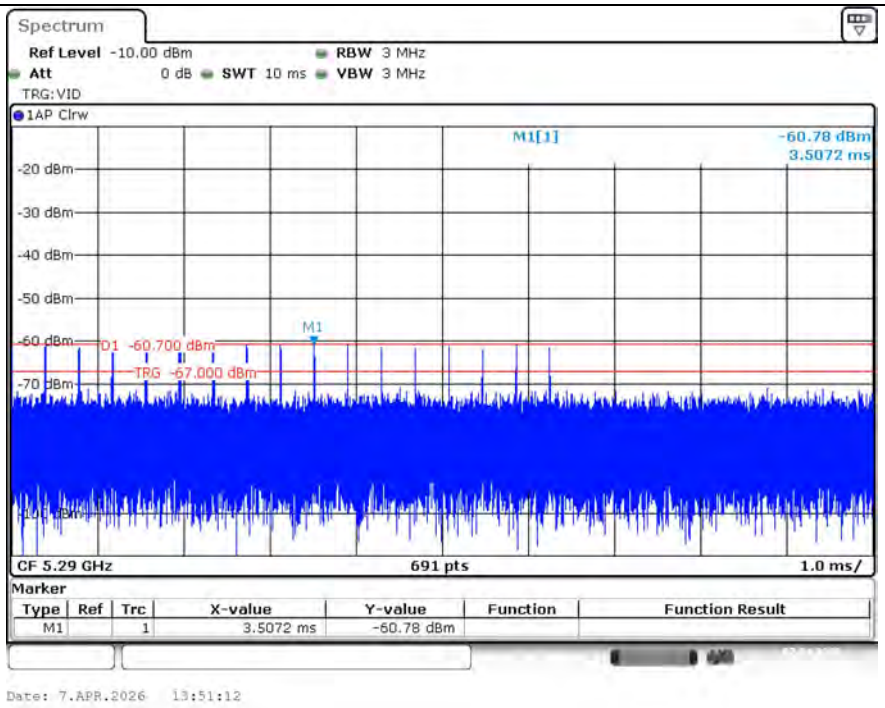

Radar #4 DFS detection threshold level

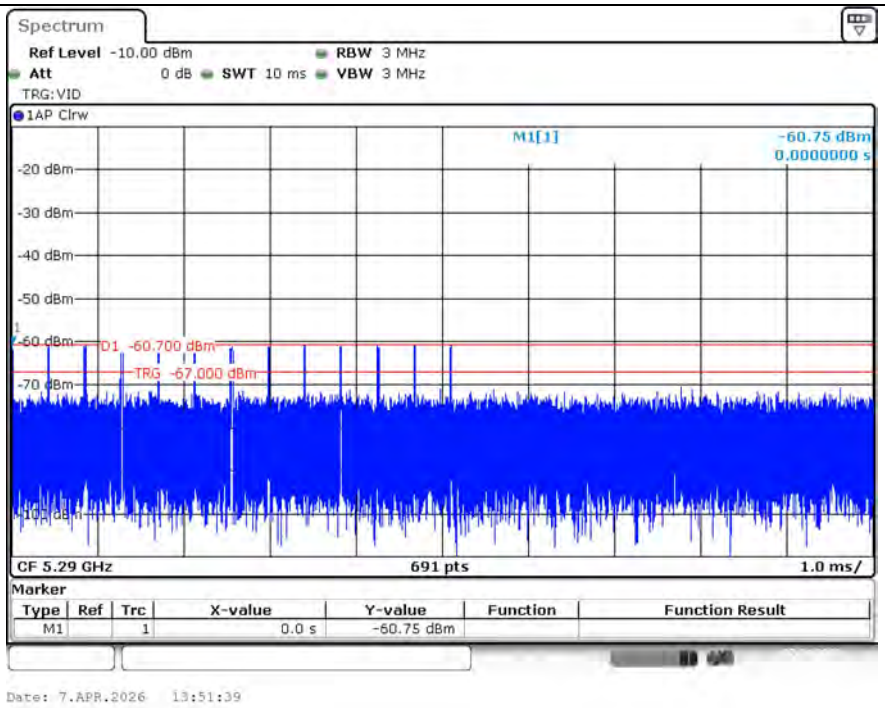

Radar #5 DFS detection threshold level

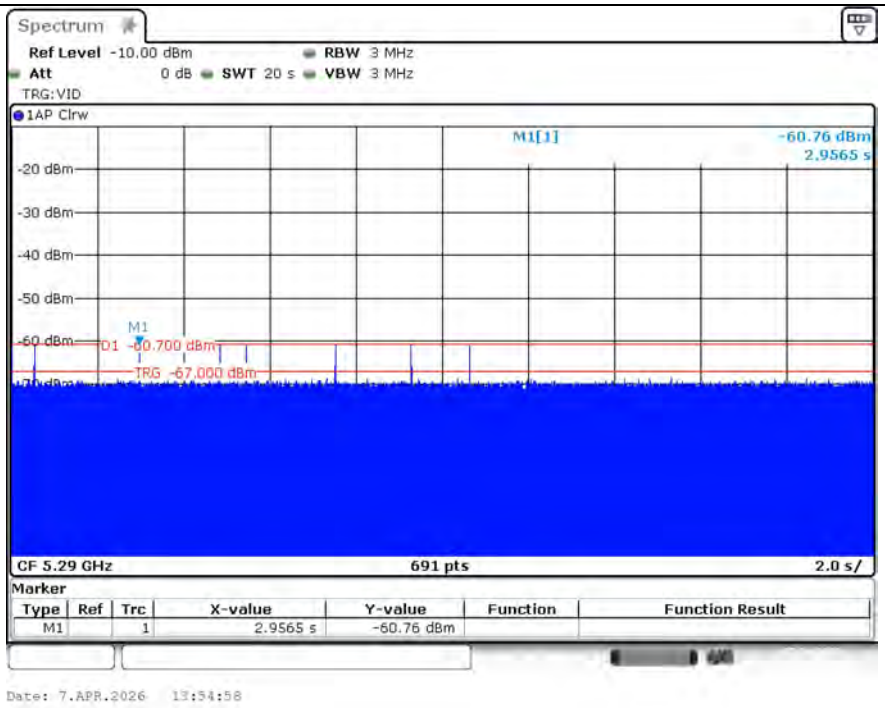

Radar #6 DFS detection threshold level

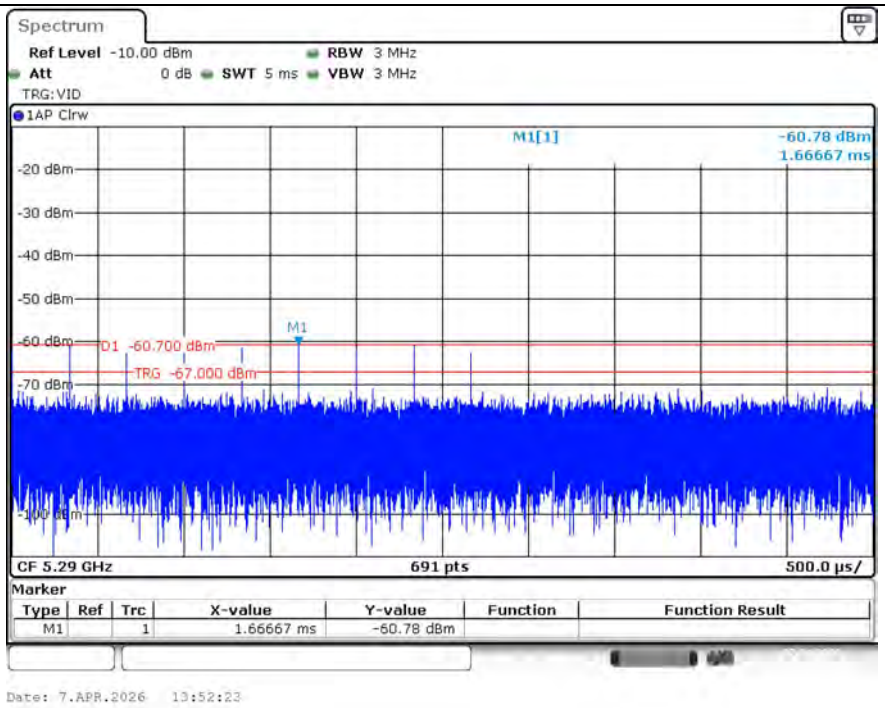

Test Frequency: 5530 MHz

Radar #0 DFS detection threshold level

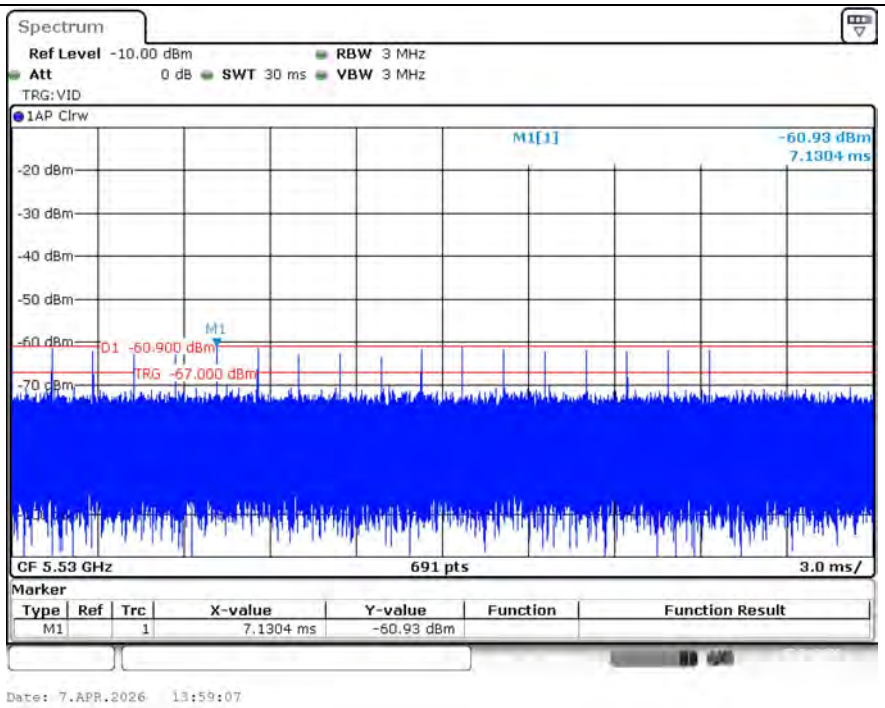

Radar #1 DFS detection threshold level

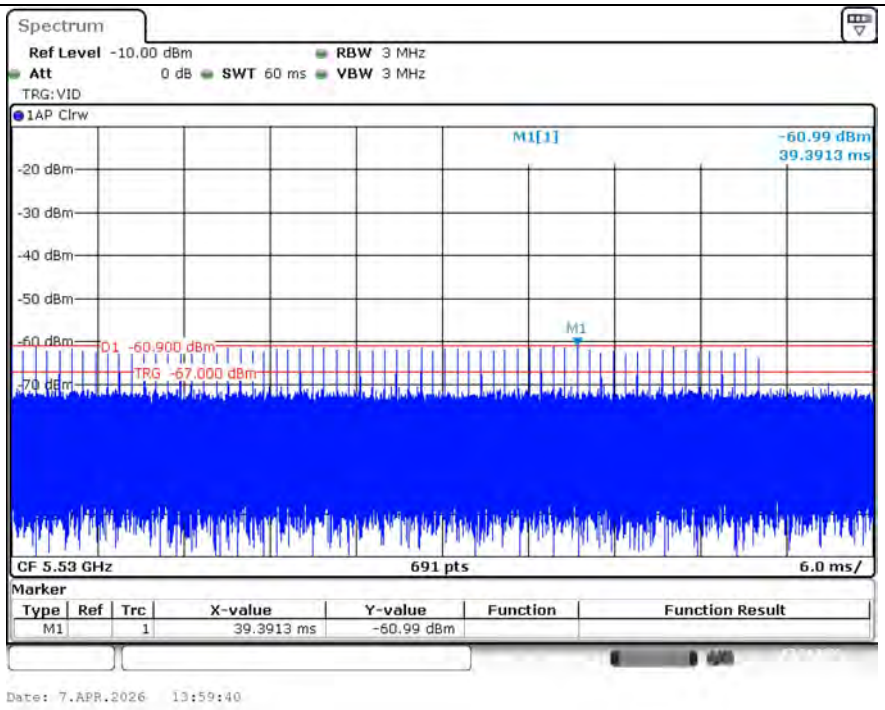

Radar #2 DFS detection threshold level

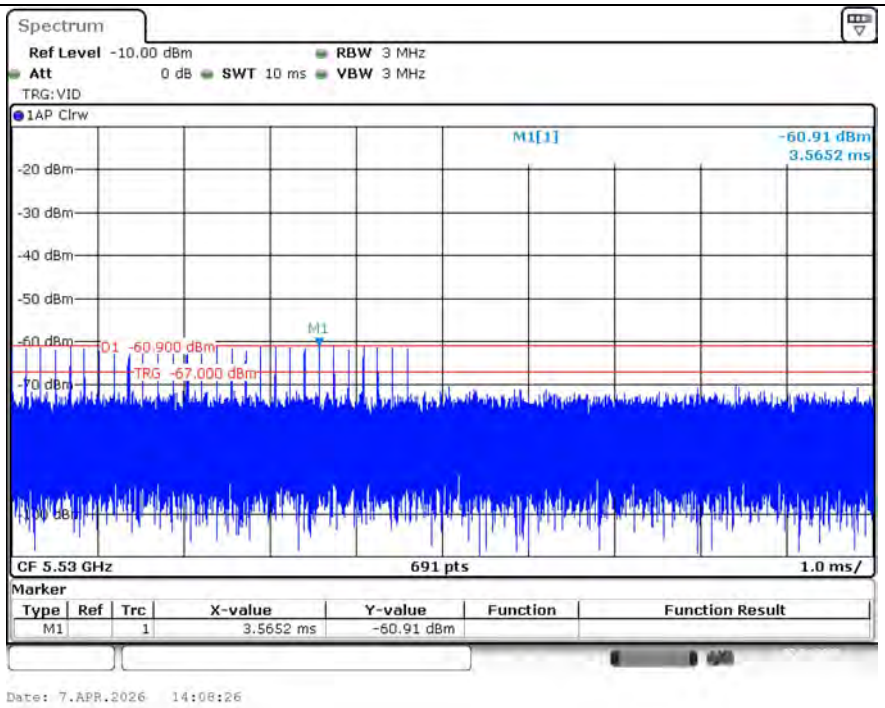

Radar #3 DFS detection threshold level

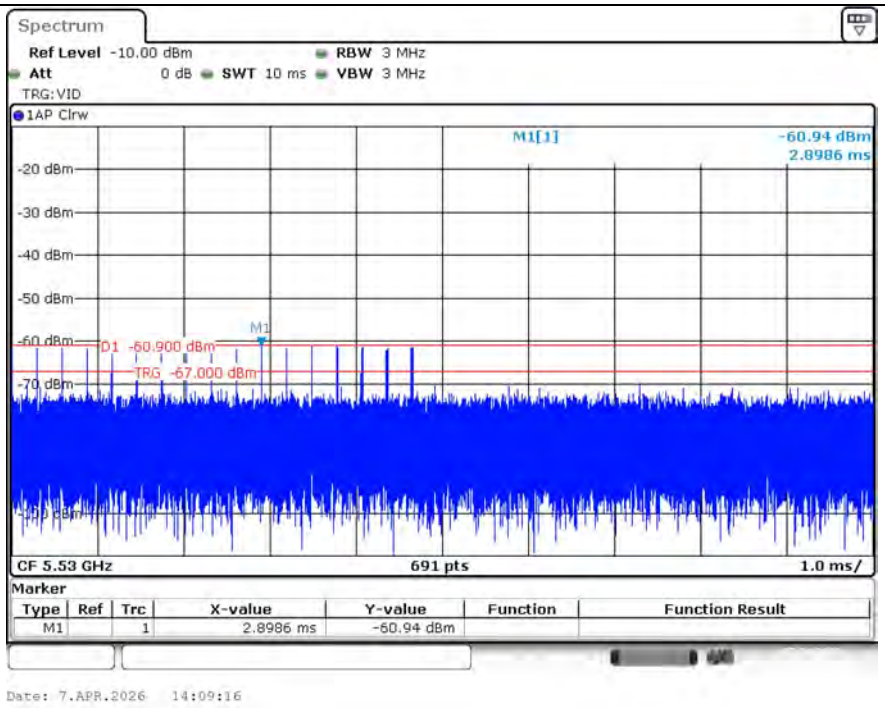

Radar #4 DFS detection threshold level

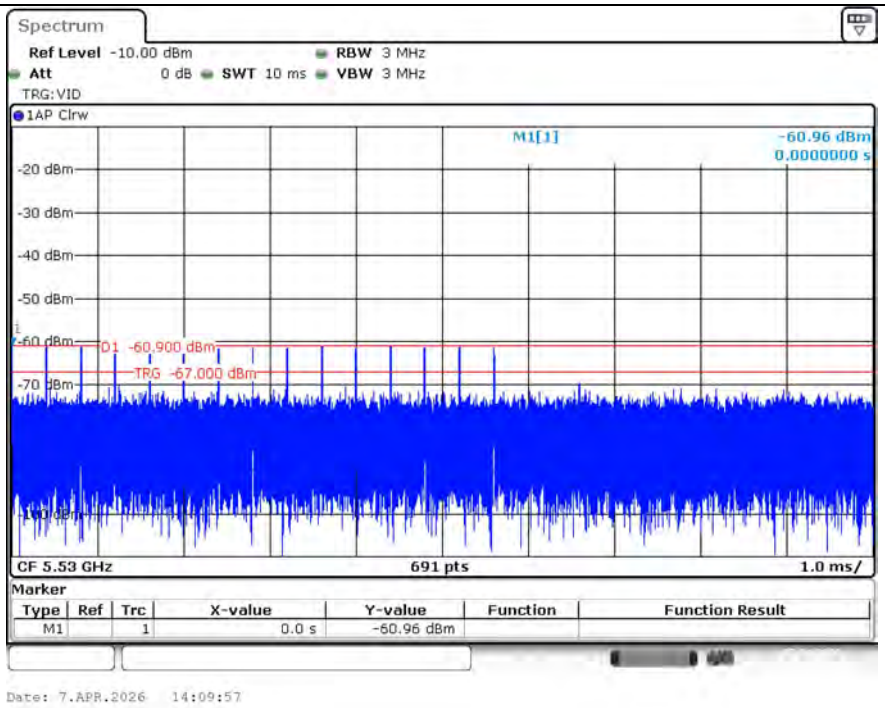

Radar #5 DFS detection threshold level

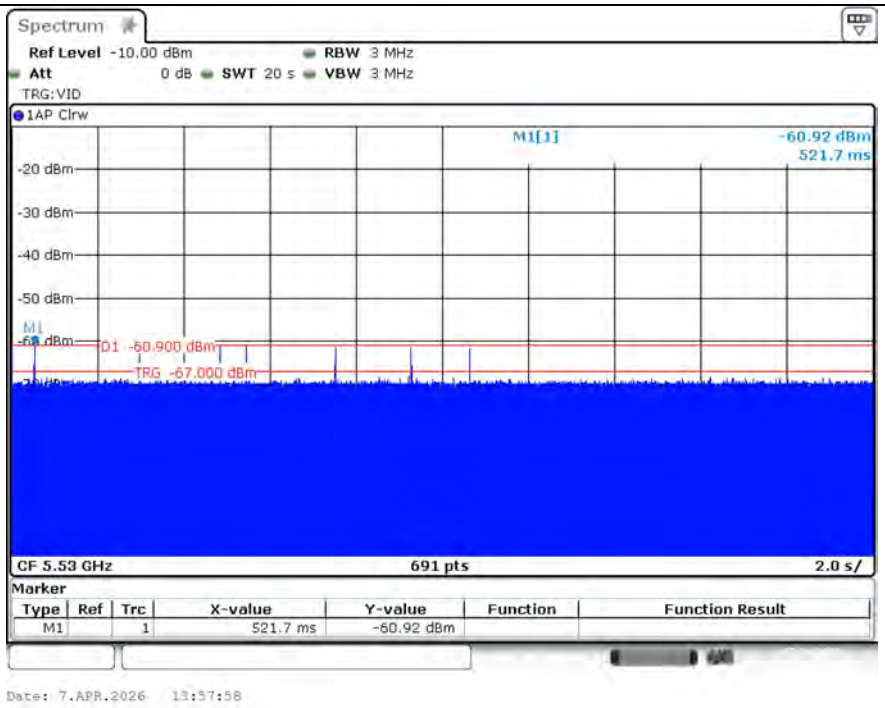

Radar #6 DFS detection threshold level

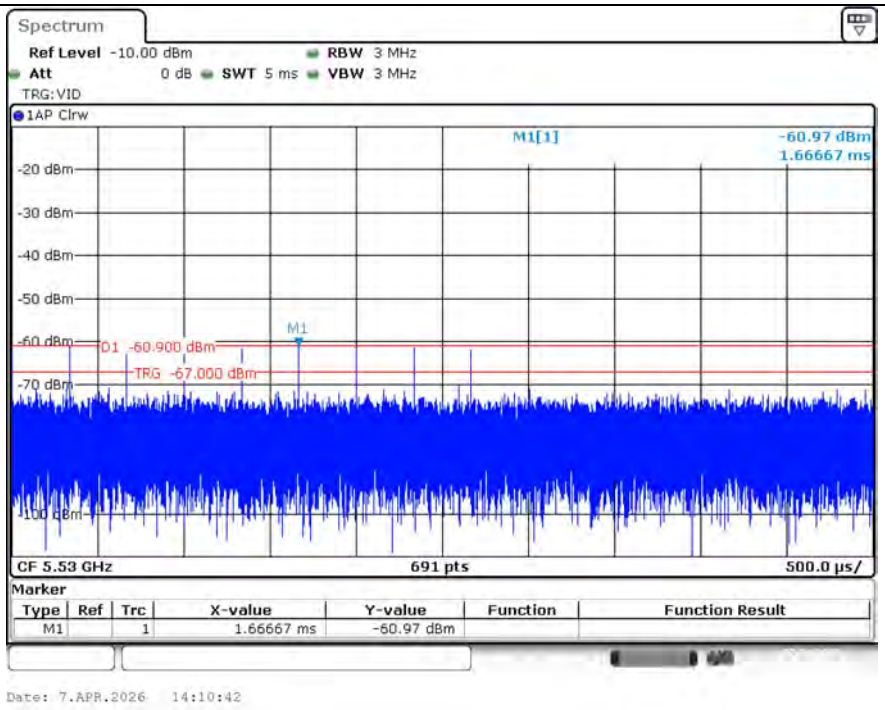

Test mode: Mode 3

Test Frequency: 5570 MHz

Radar #0 DFS detection threshold level

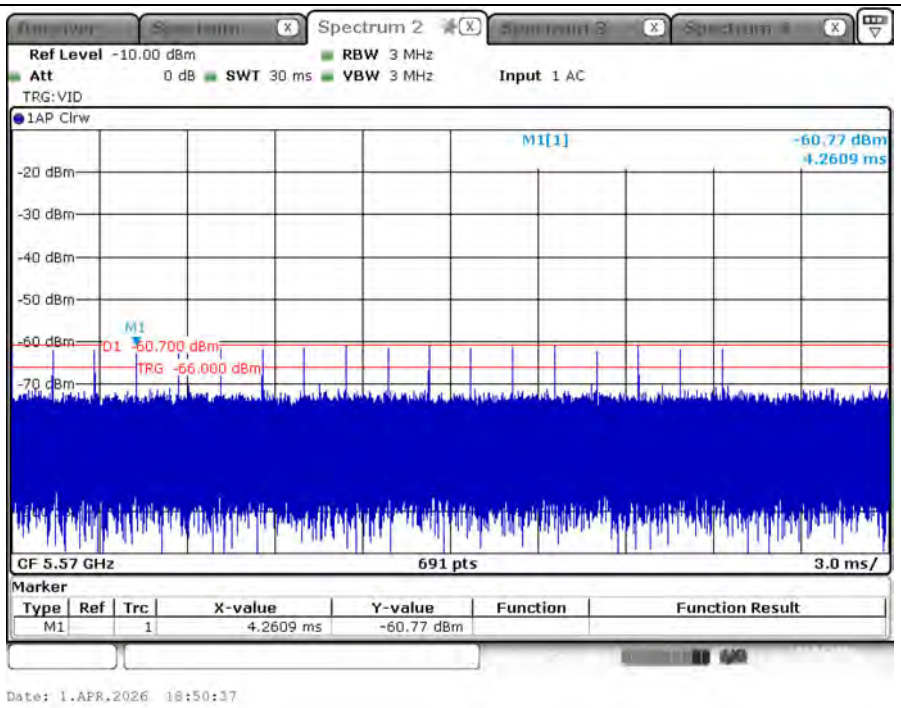

Radar #1 DFS detection threshold level

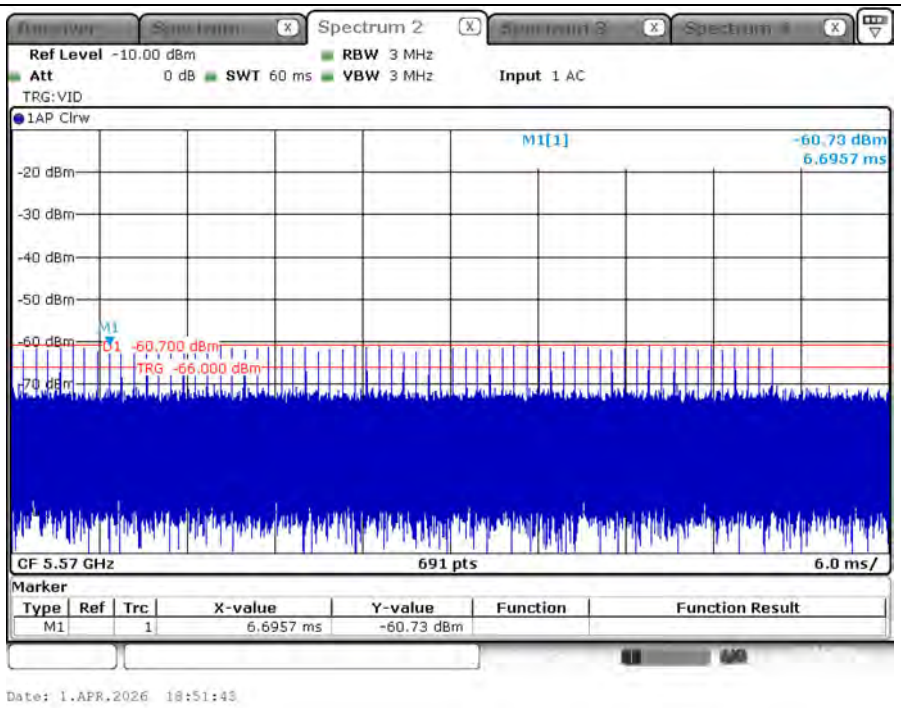

Radar #2 DFS detection threshold level

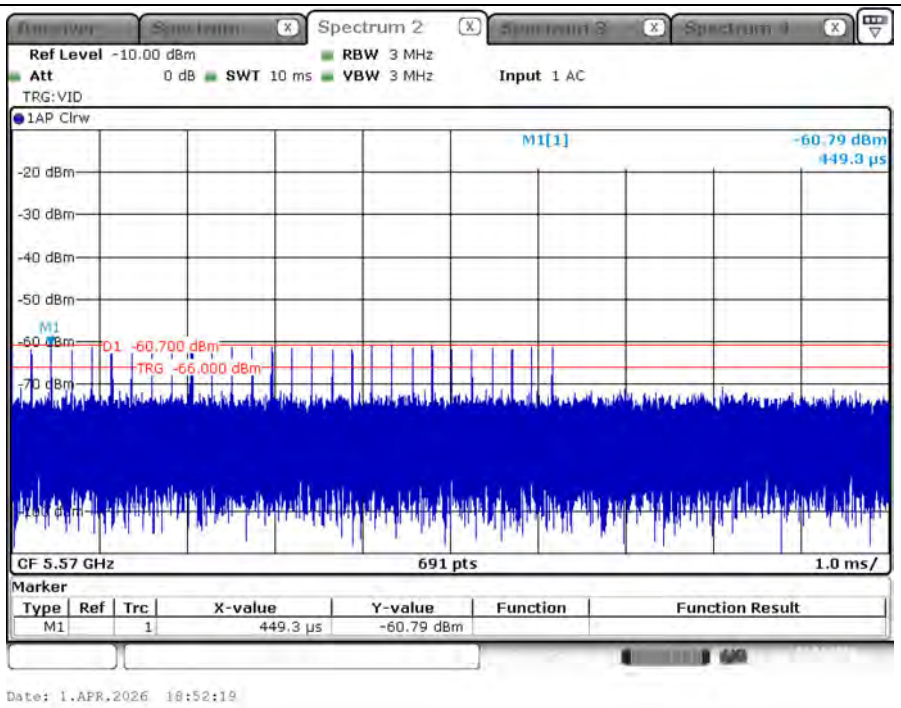

Radar #3 DFS detection threshold level

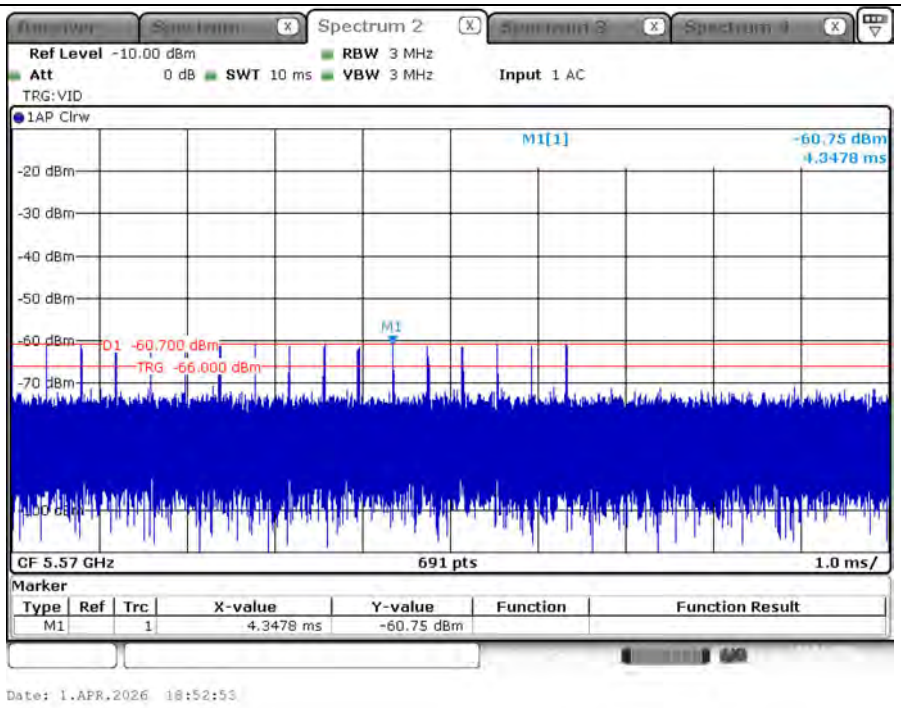

Radar #4 DFS detection threshold level

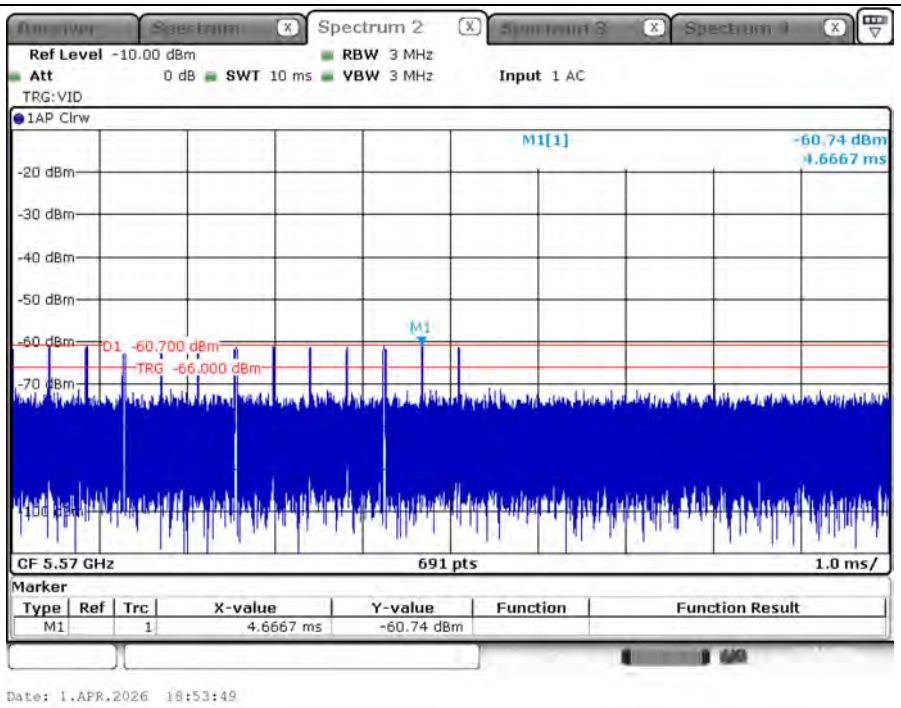

Radar #5 DFS detection threshold level

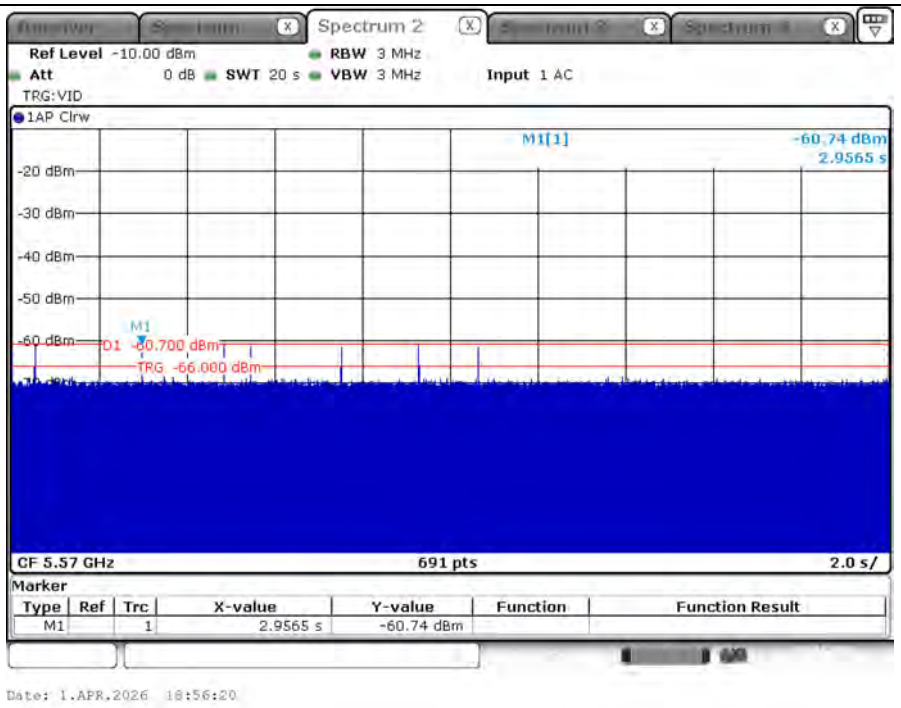

Radar #6 DFS detection threshold level

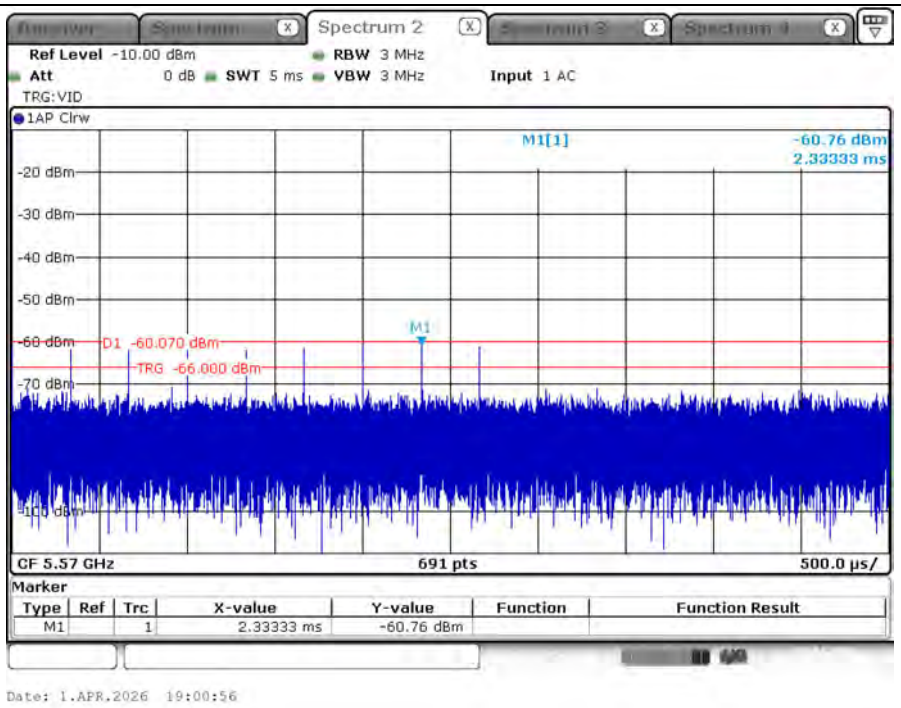

Test mode: Mode 4

Test Frequency: 5250 MHz

Radar #0 DFS detection threshold level

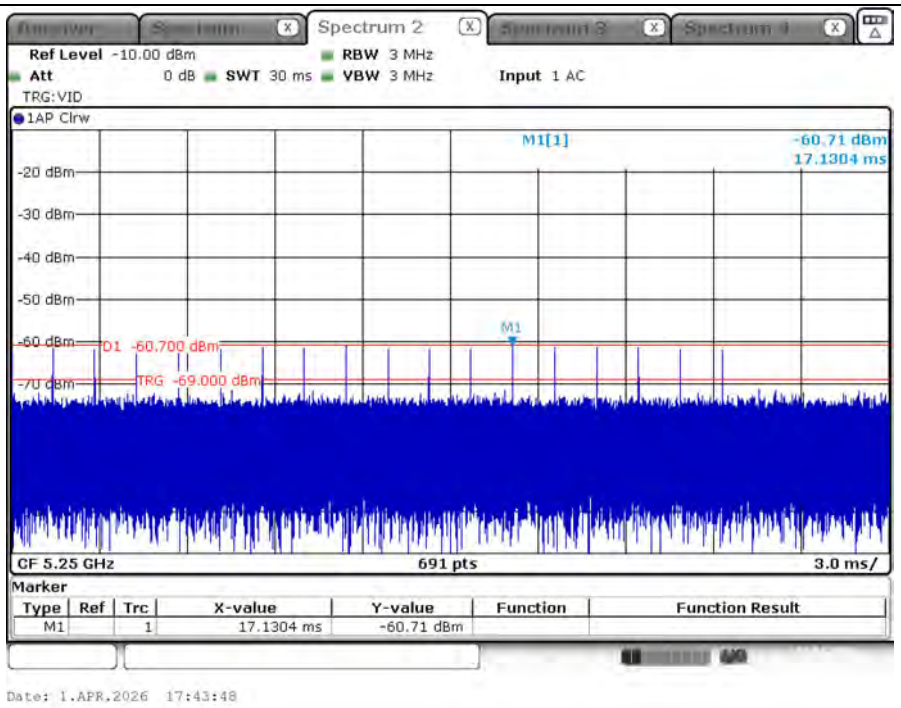

Radar #1 DFS detection threshold level

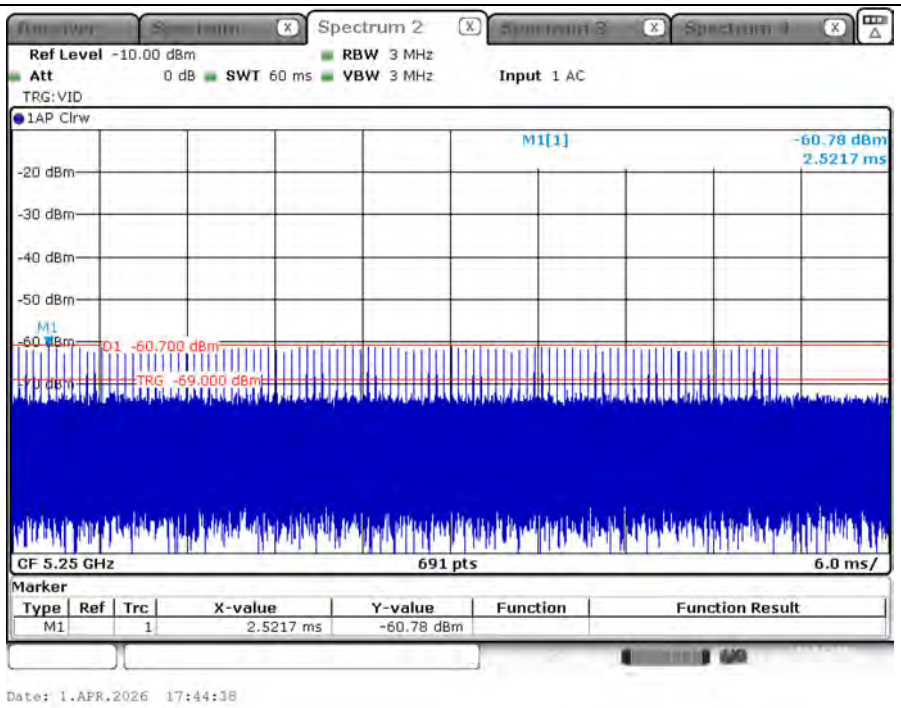

Radar #2 DFS detection threshold level

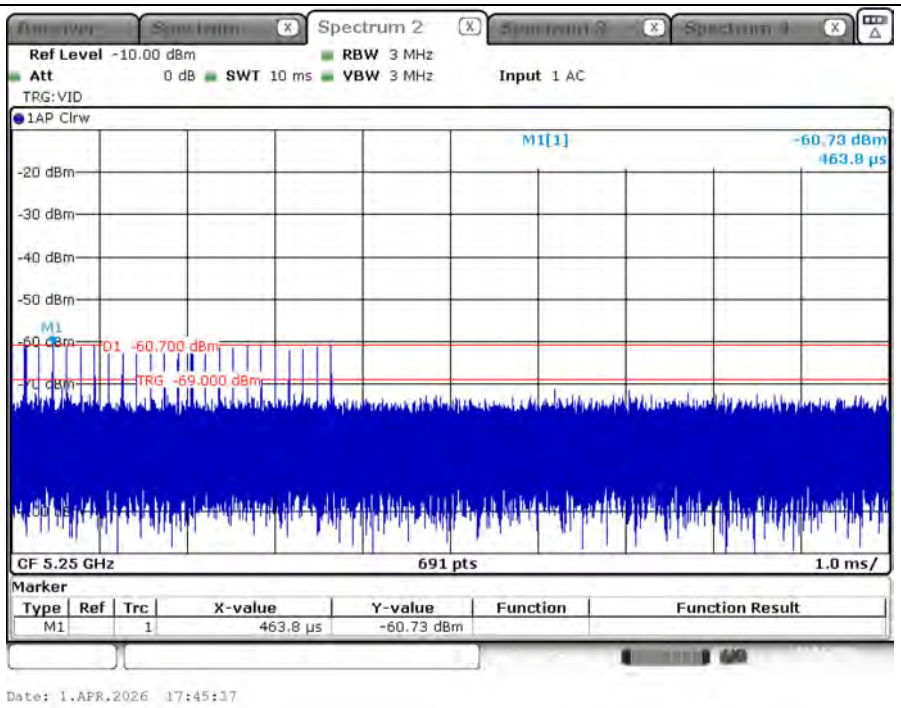

Radar #3 DFS detection threshold level

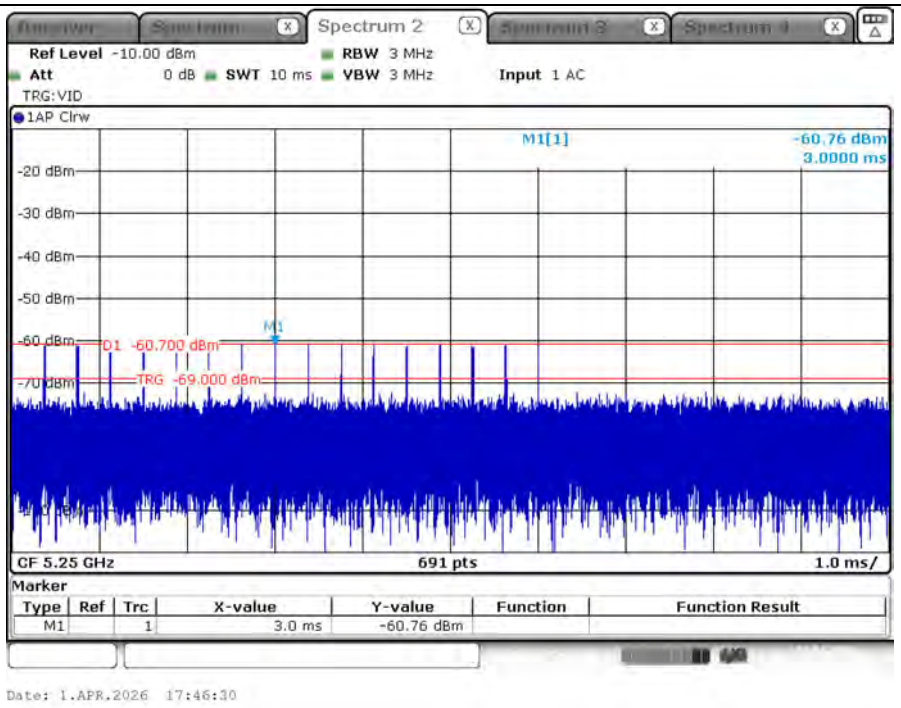

Radar #4 DFS detection threshold level

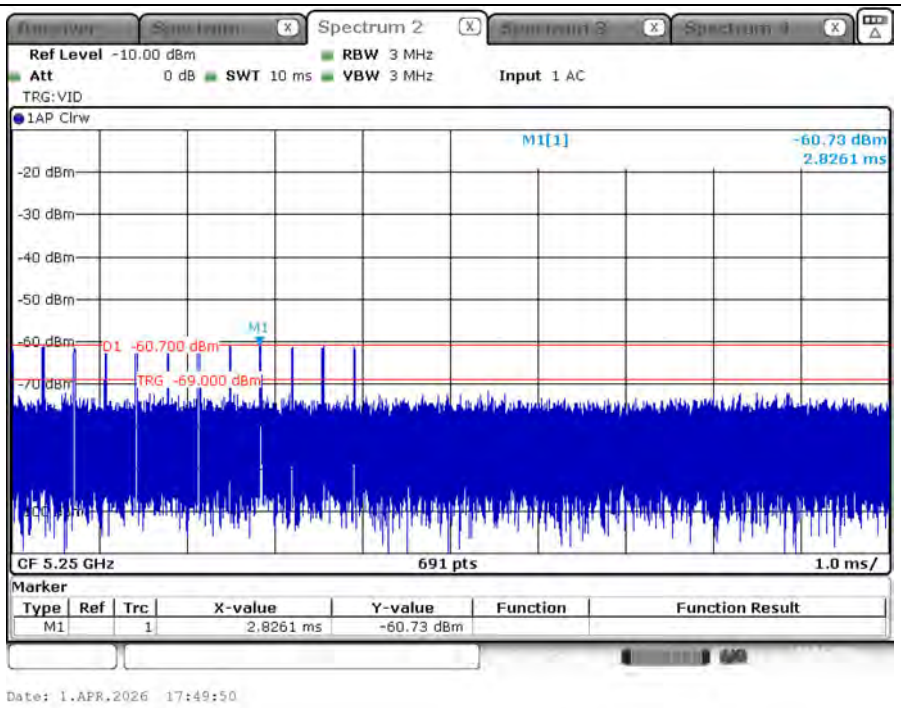

Radar #5 DFS detection threshold level

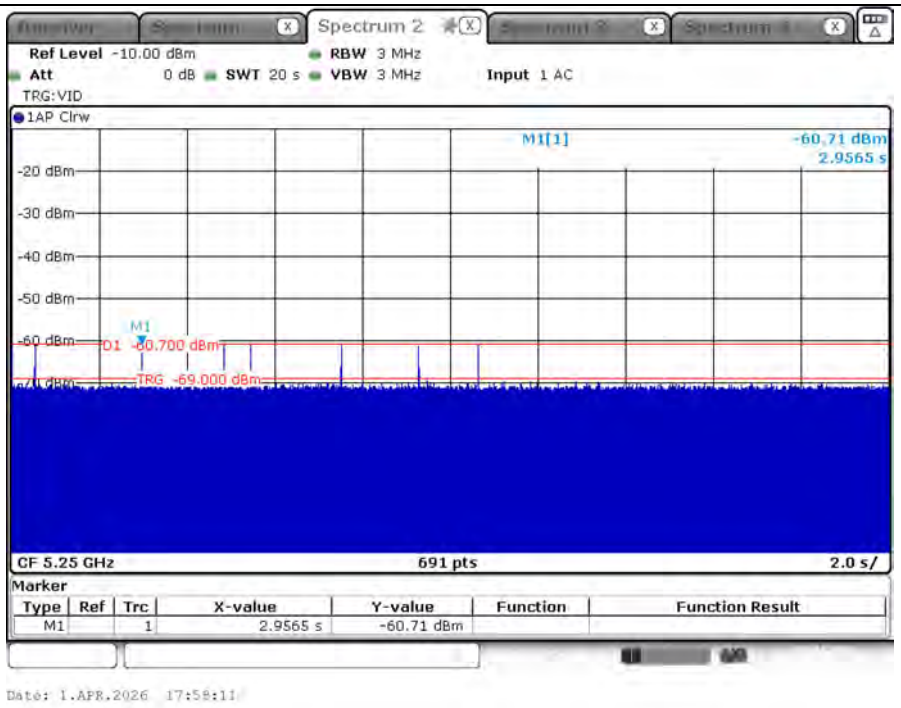

Radar #6 DFS detection threshold level

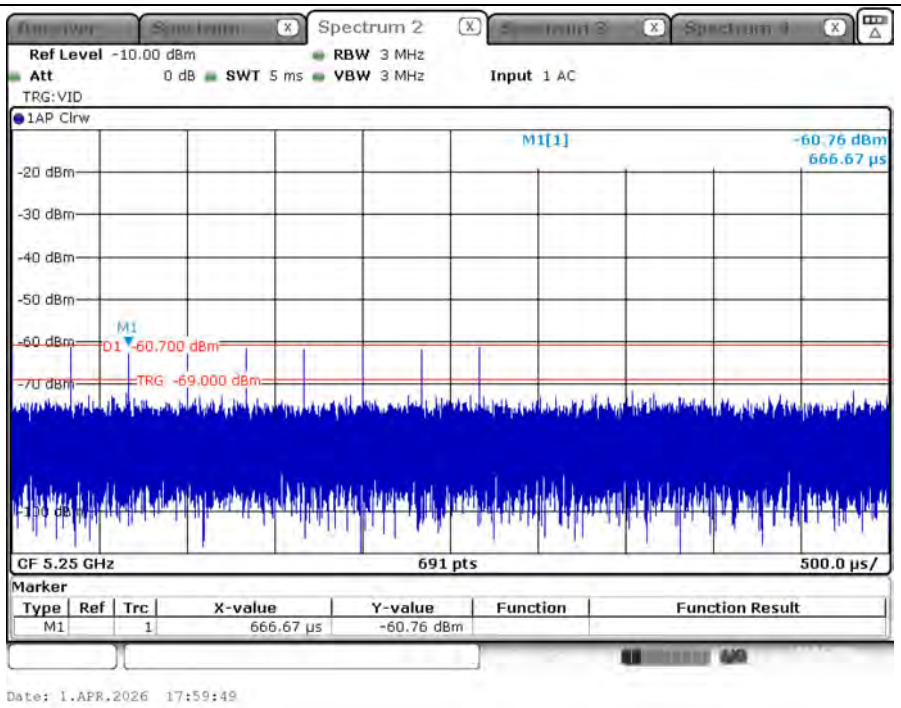

Test Frequency: 5570 MHz

Radar #0 DFS detection threshold level

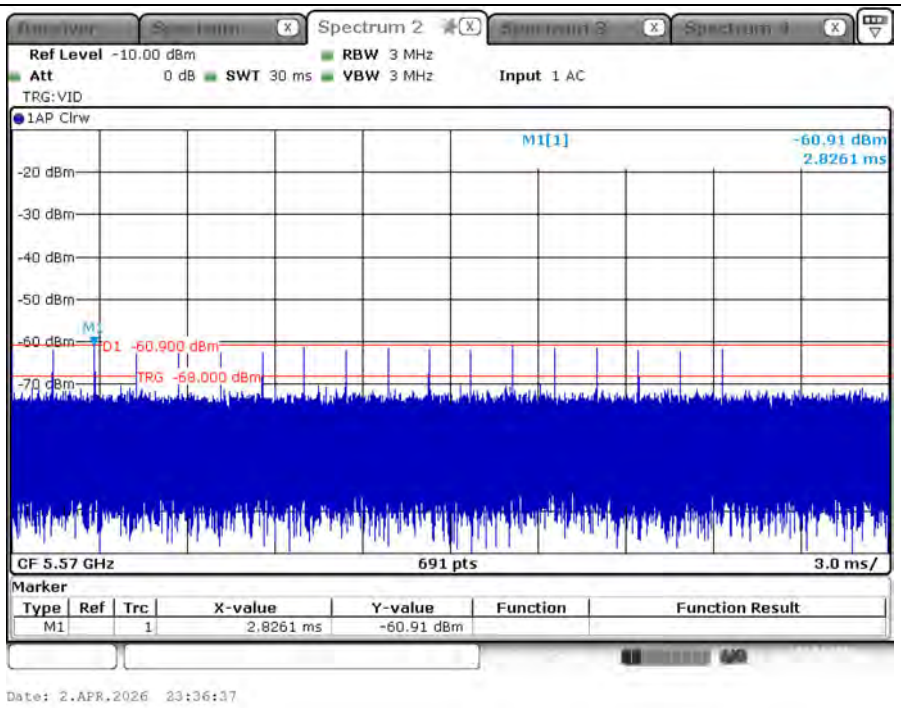

Radar #1 DFS detection threshold level

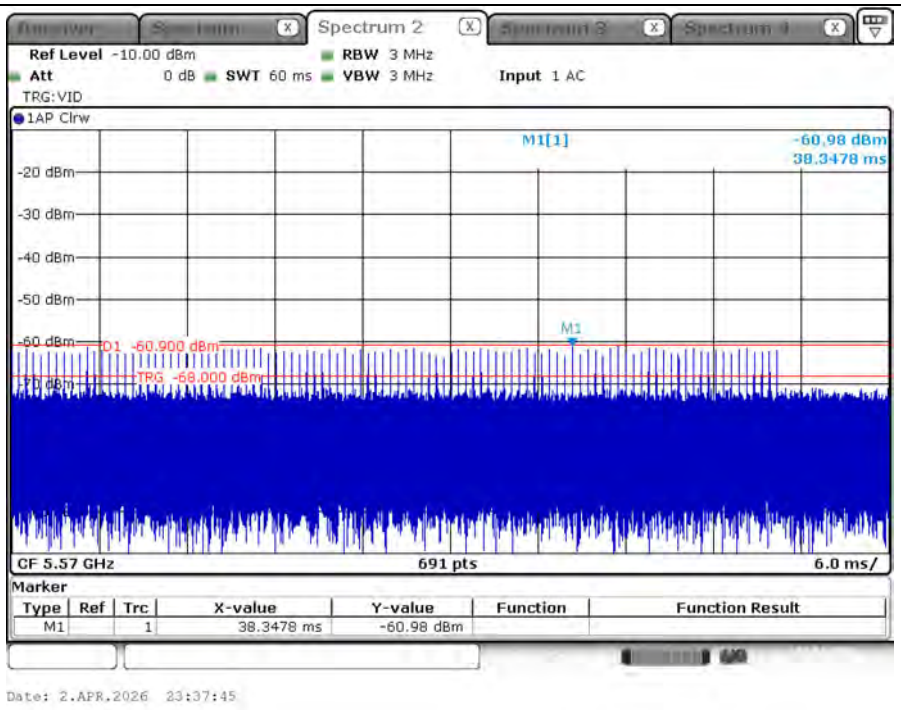

Radar #2 DFS detection threshold level

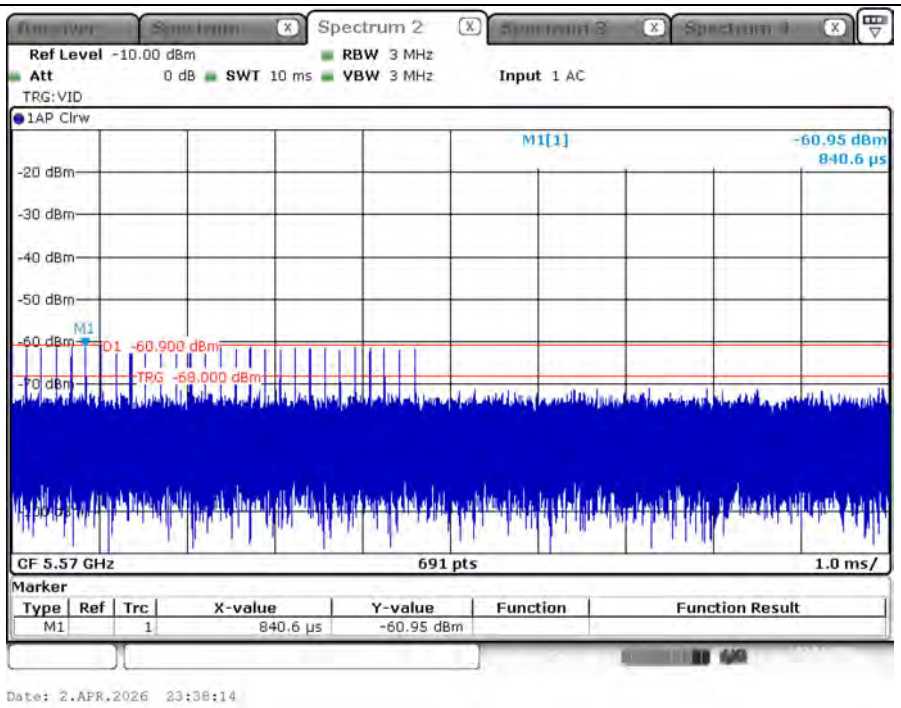

Radar #3 DFS detection threshold level

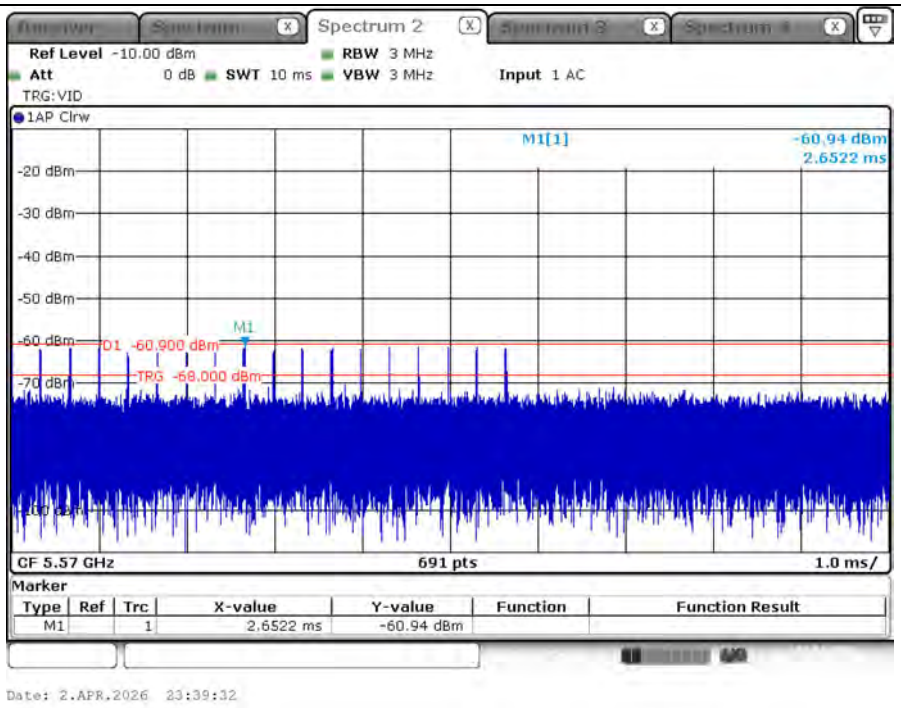

Radar #4 DFS detection threshold level

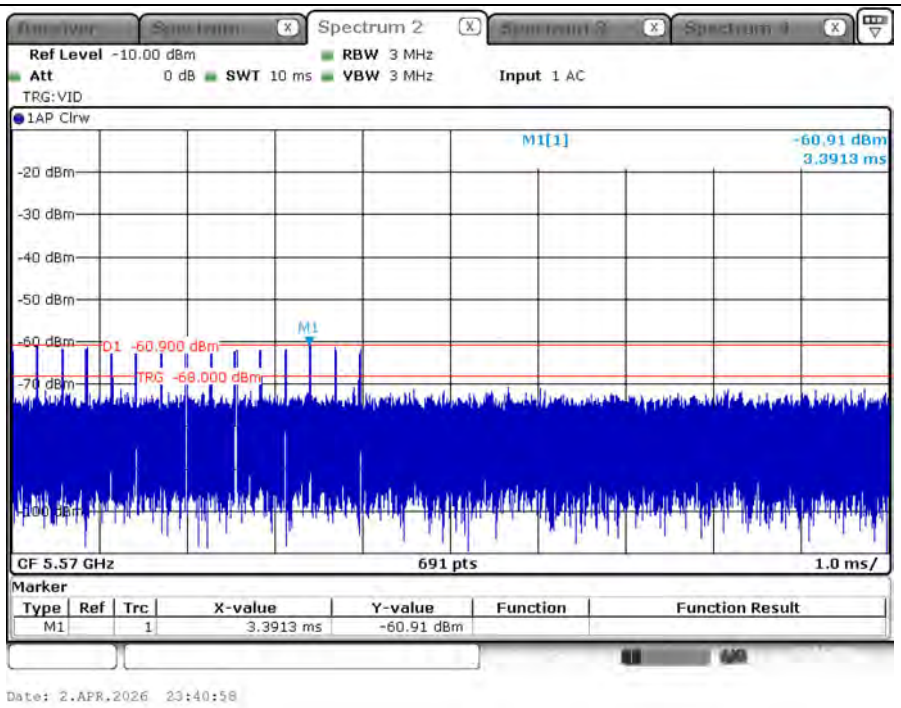

Radar #5 DFS detection threshold level

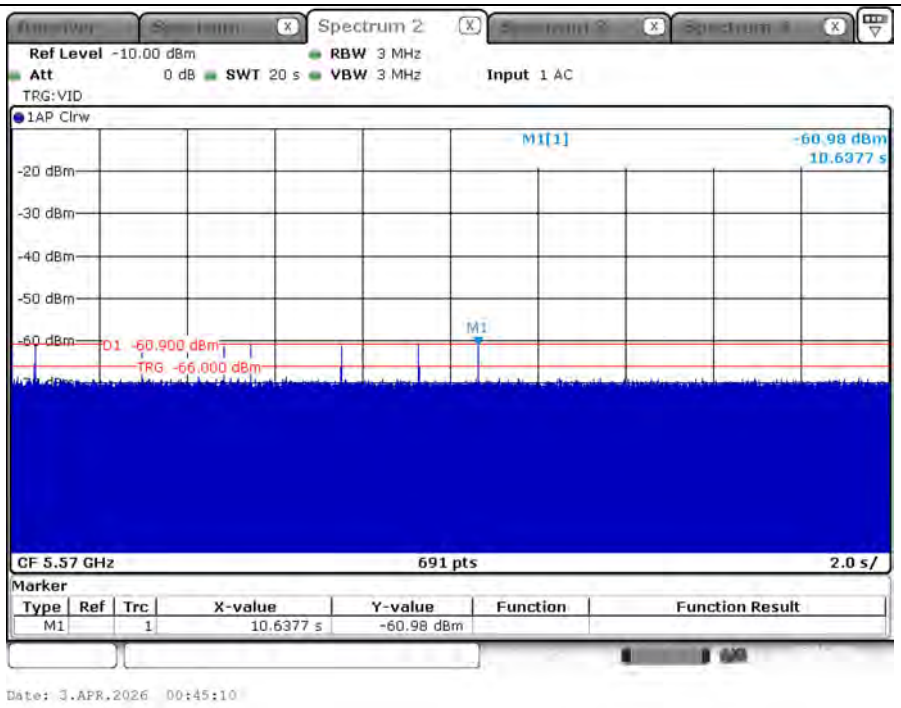

Radar #6 DFS detection threshold level

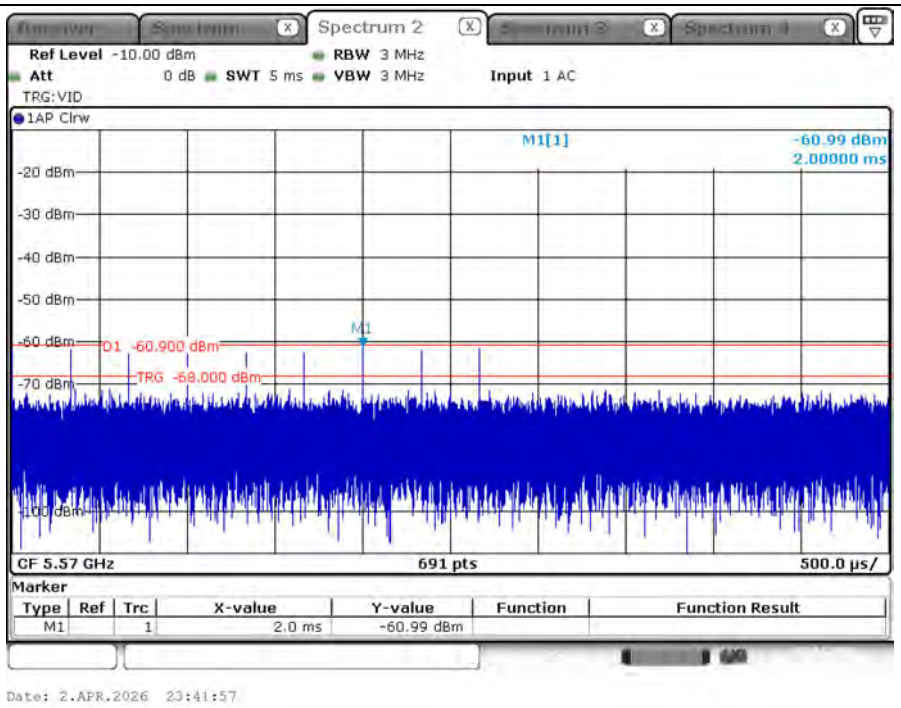

Test mode: Mode 5

Test Frequency: 5570 MHz

Radar #0 DFS detection threshold level

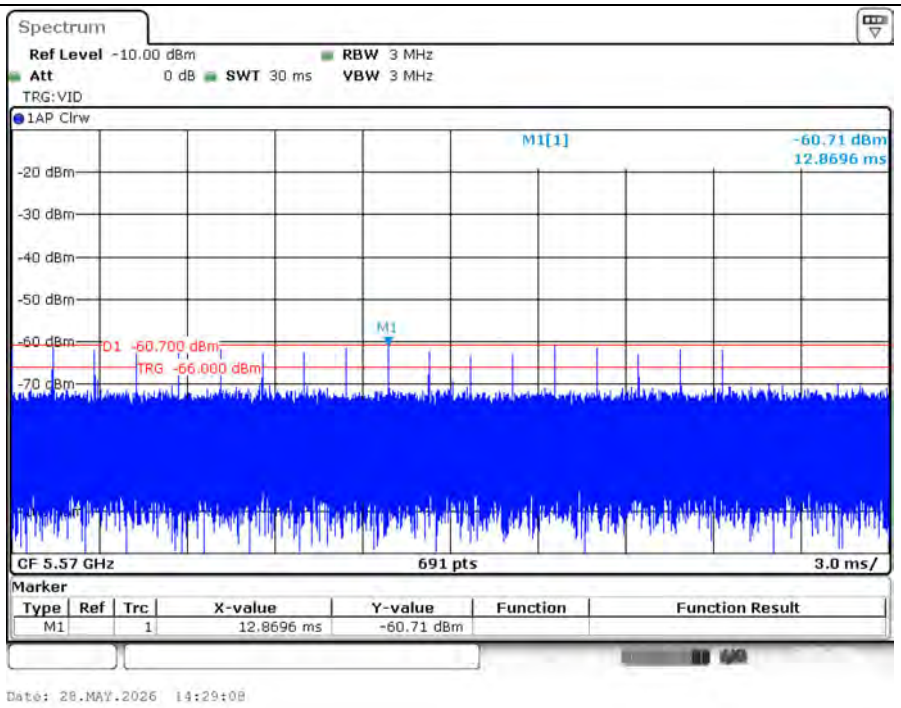

Radar #1 DFS detection threshold level

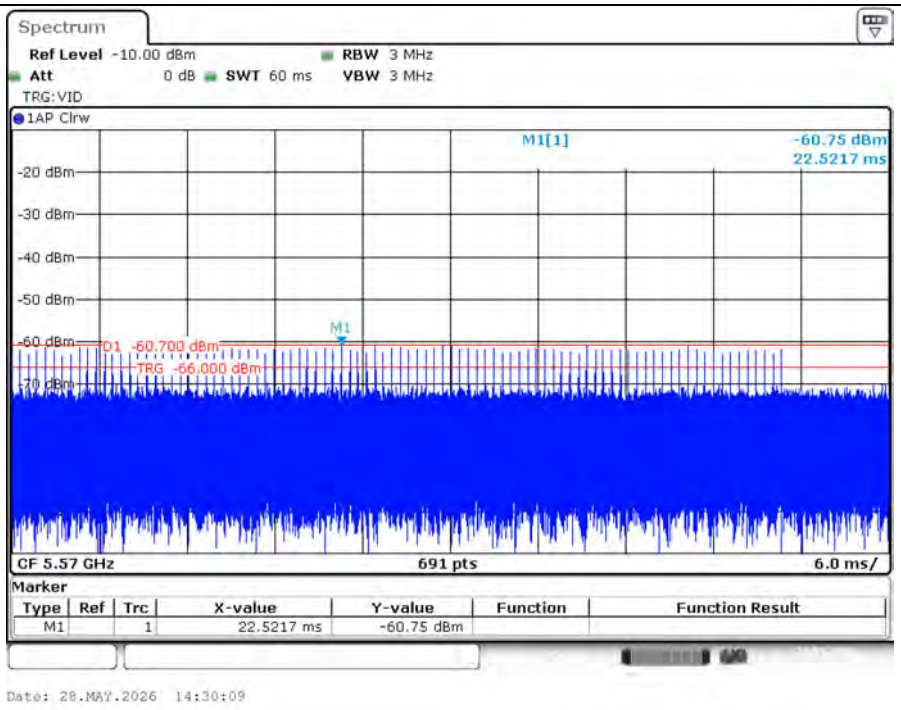

Radar #2 DFS detection threshold level

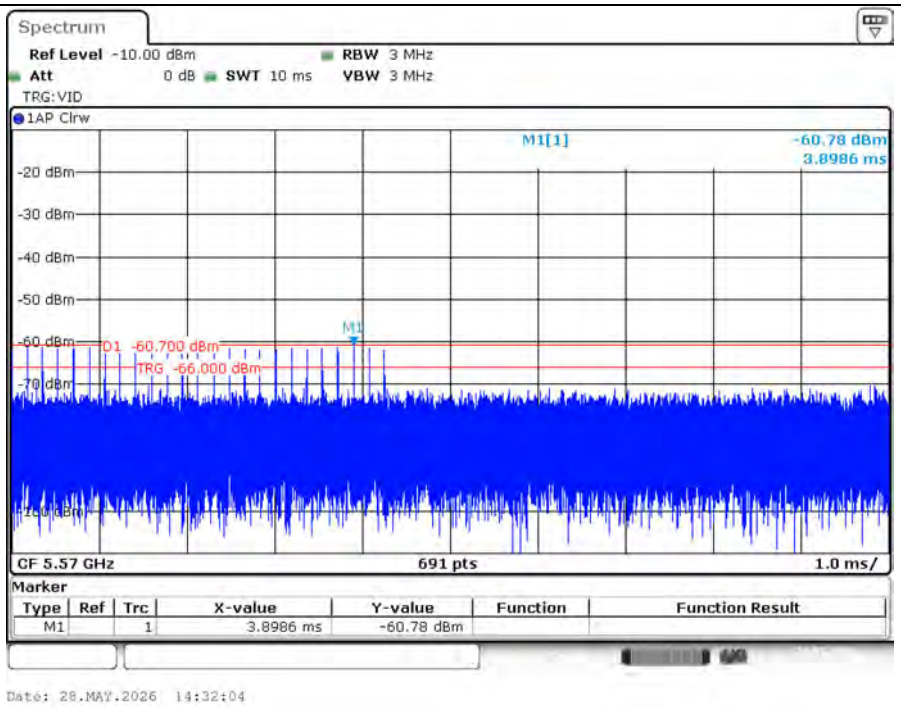

Radar #3 DFS detection threshold level

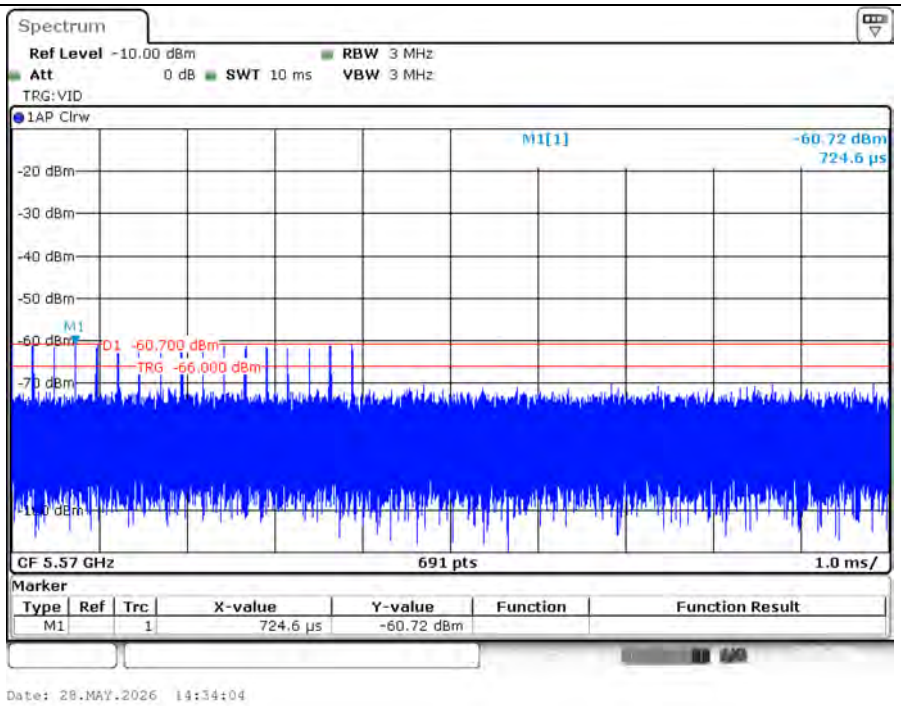

Radar #4 DFS detection threshold level

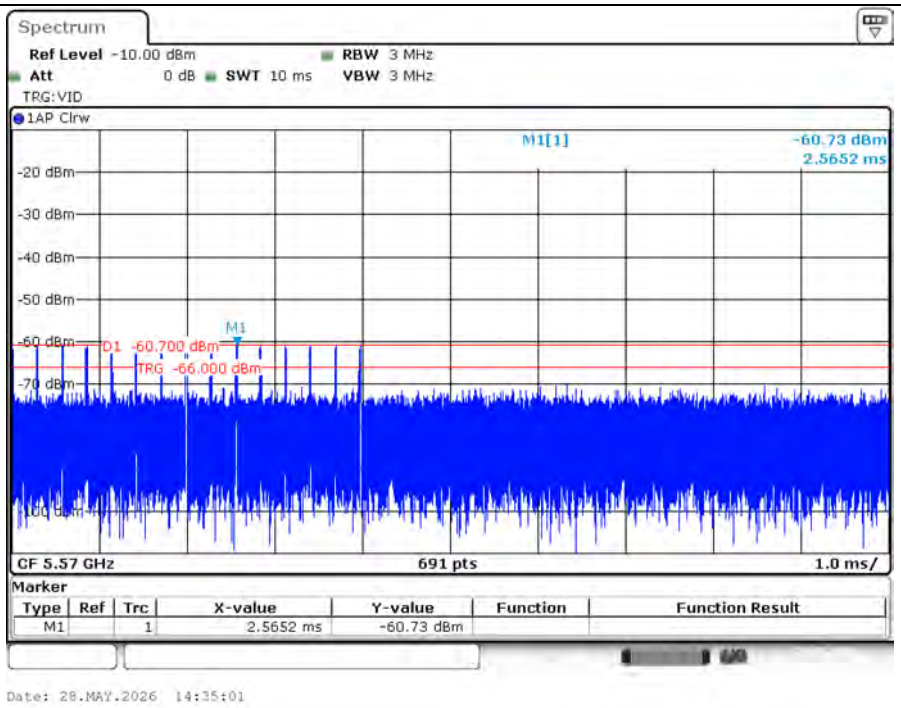

Radar #5 DFS detection threshold level

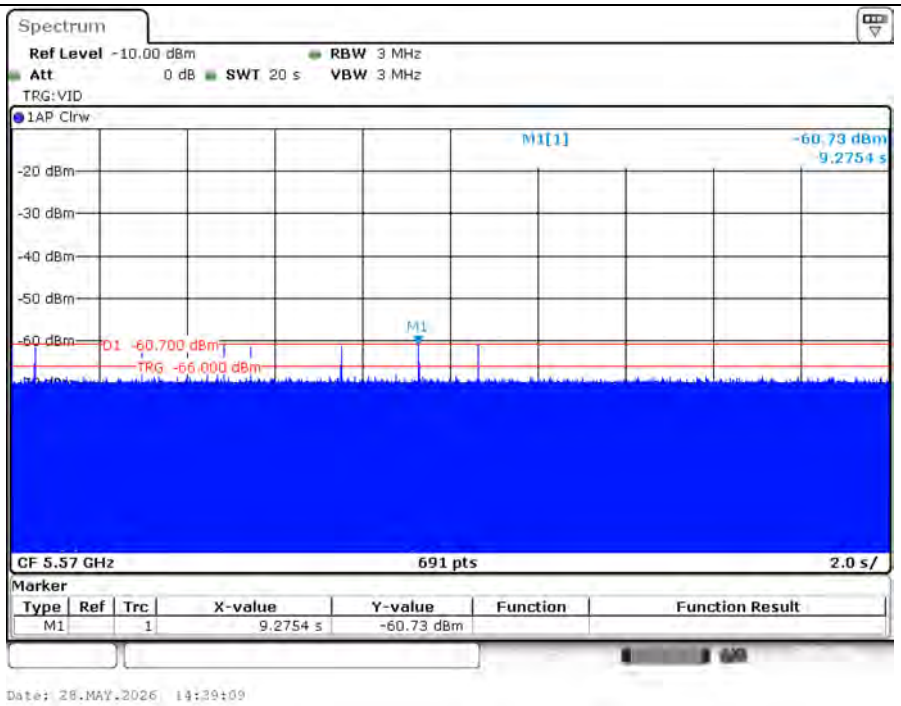

Radar #6 DFS detection threshold level

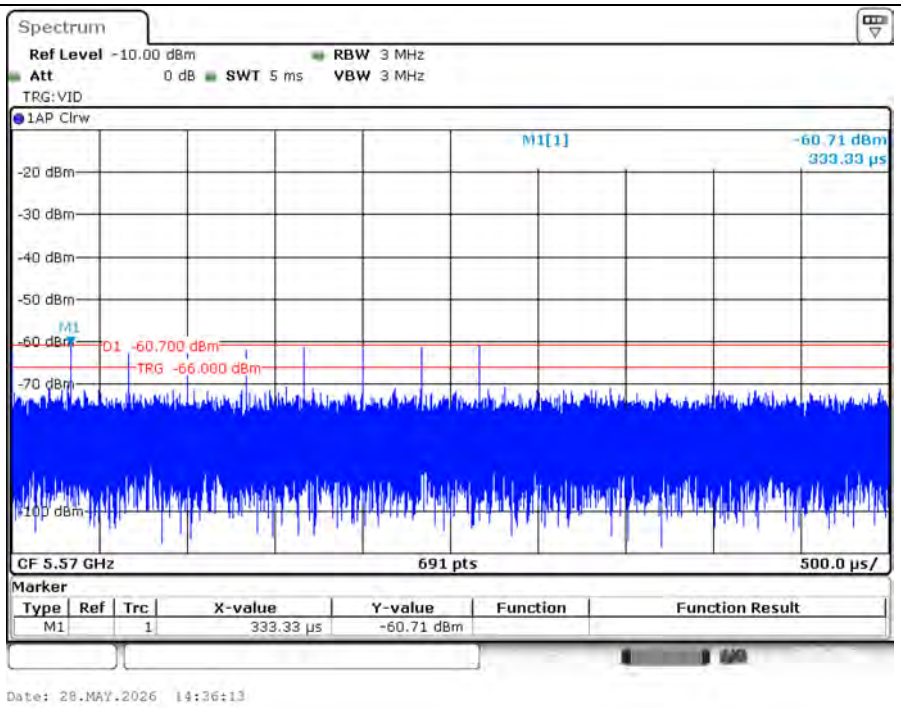

Test mode: Mode 6

Test Frequency: 5570 MHz

Radar #0 DFS detection threshold level

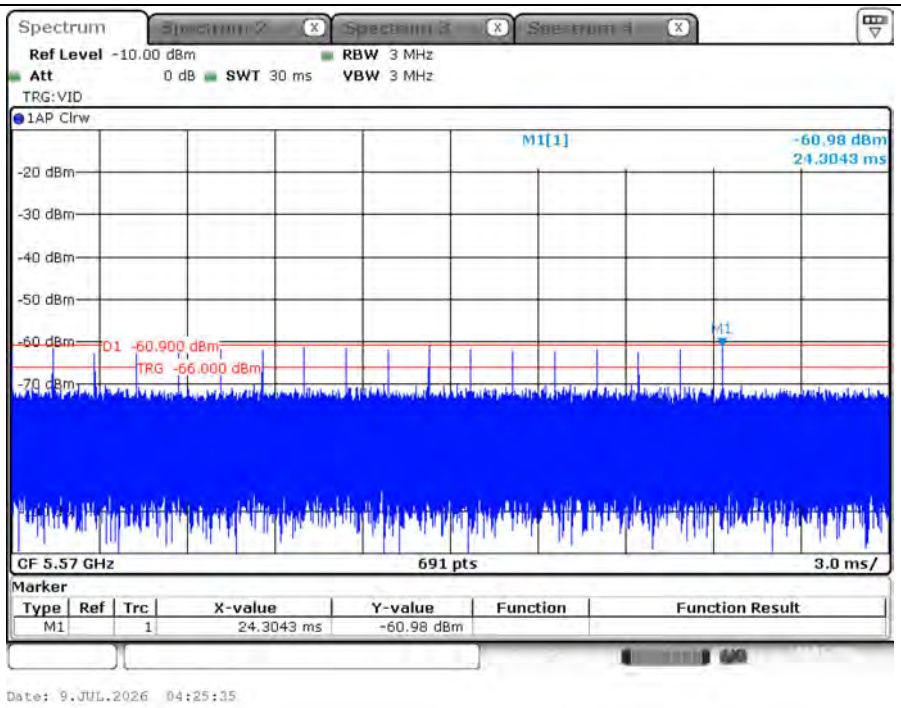

Radar #1 DFS detection threshold level

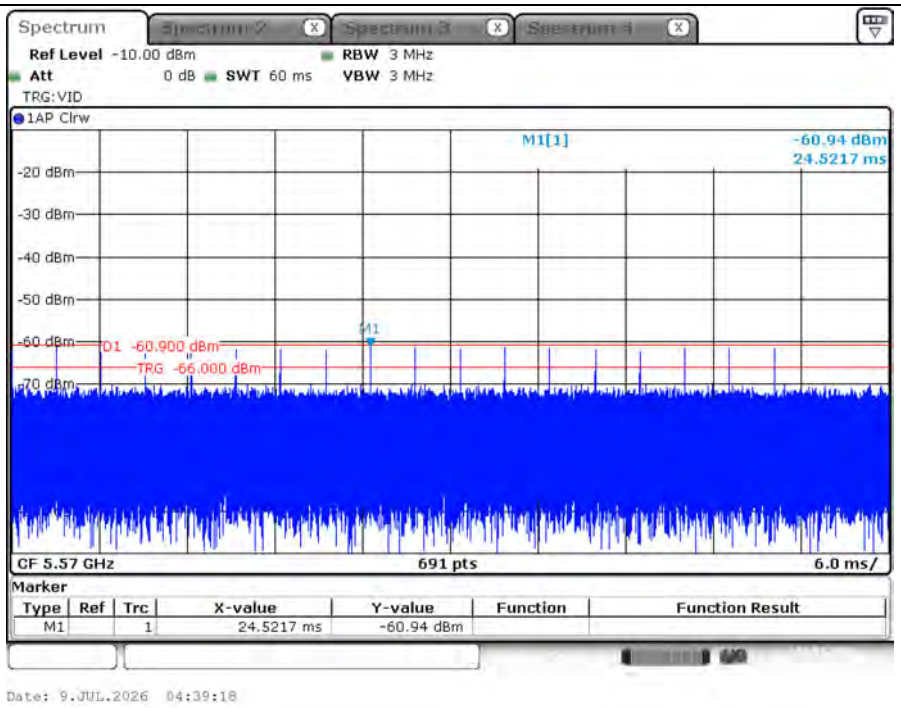

Radar #2 DFS detection threshold level

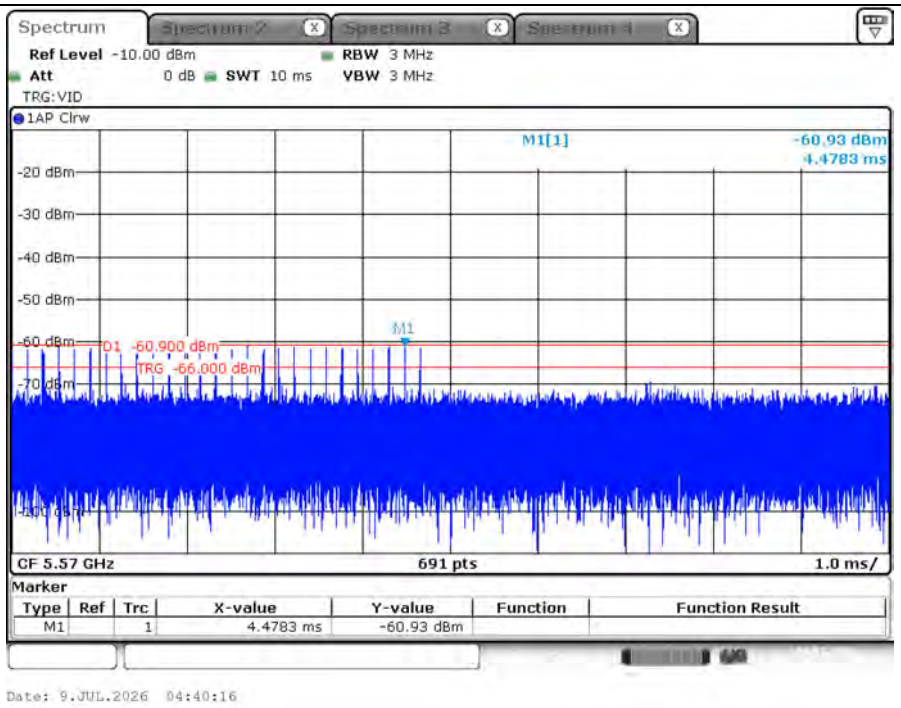

Radar #3 DFS detection threshold level

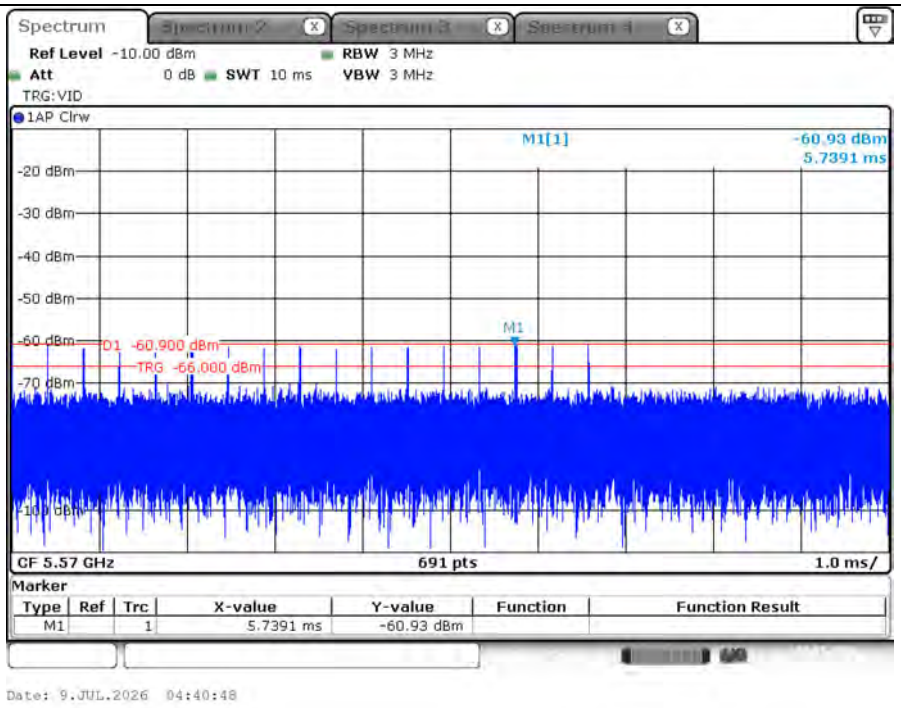

Radar #4 DFS detection threshold level

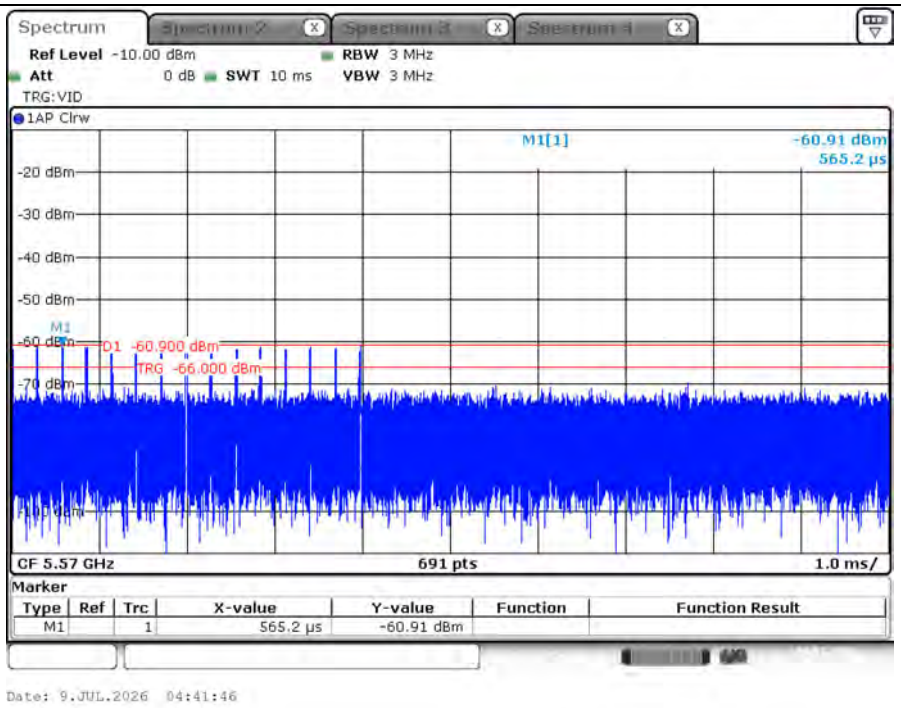

Radar #5 DFS detection threshold level

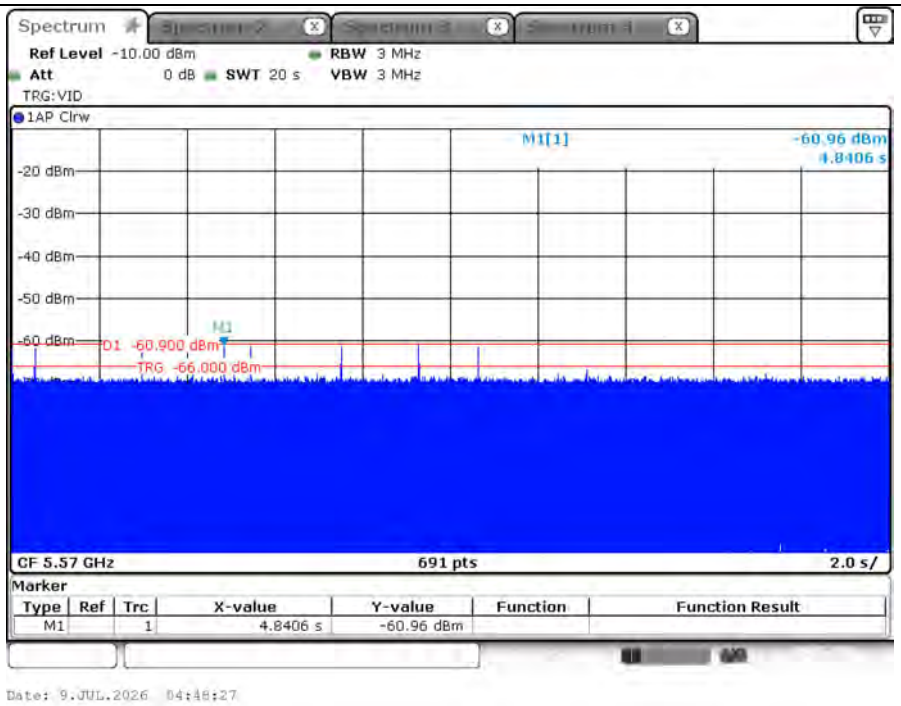

Radar #6 DFS detection threshold level

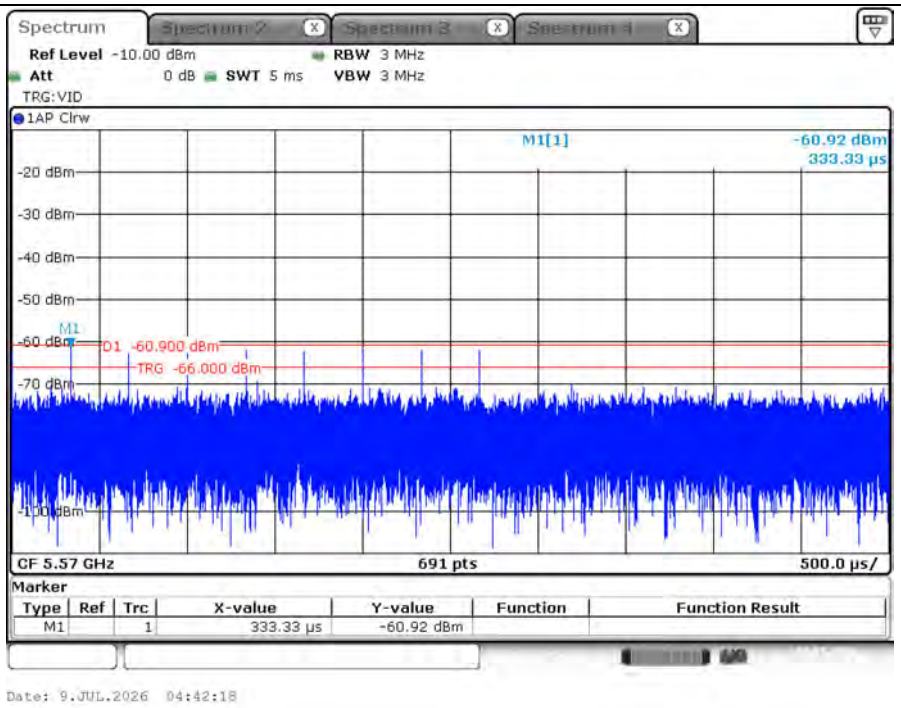

Test mode: Mode 7

Test Frequency: 5570 MHz

Radar #0 DFS detection threshold level

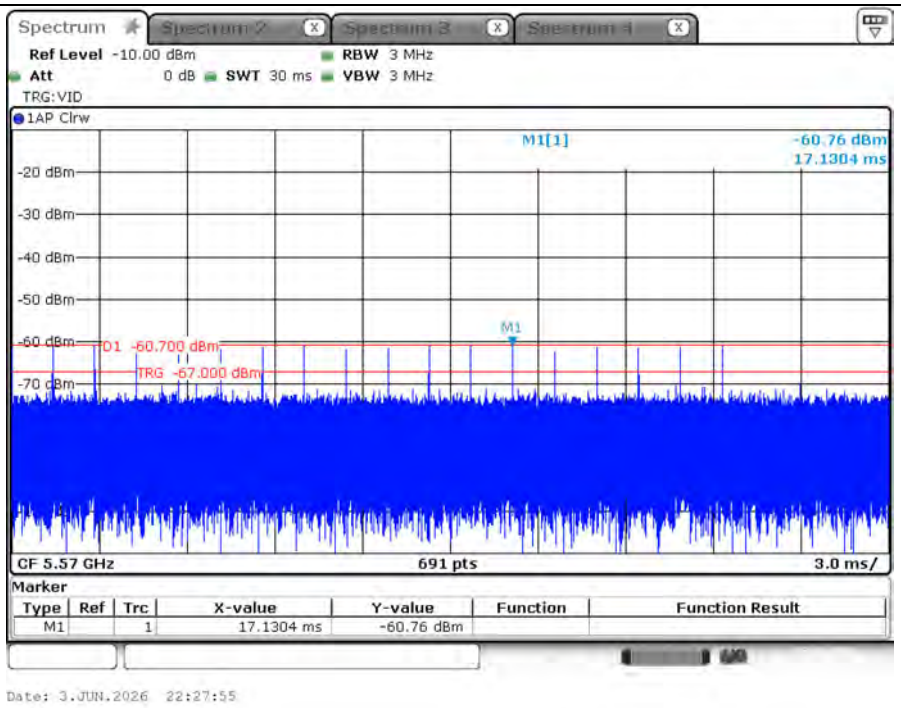

Radar #1 DFS detection threshold level

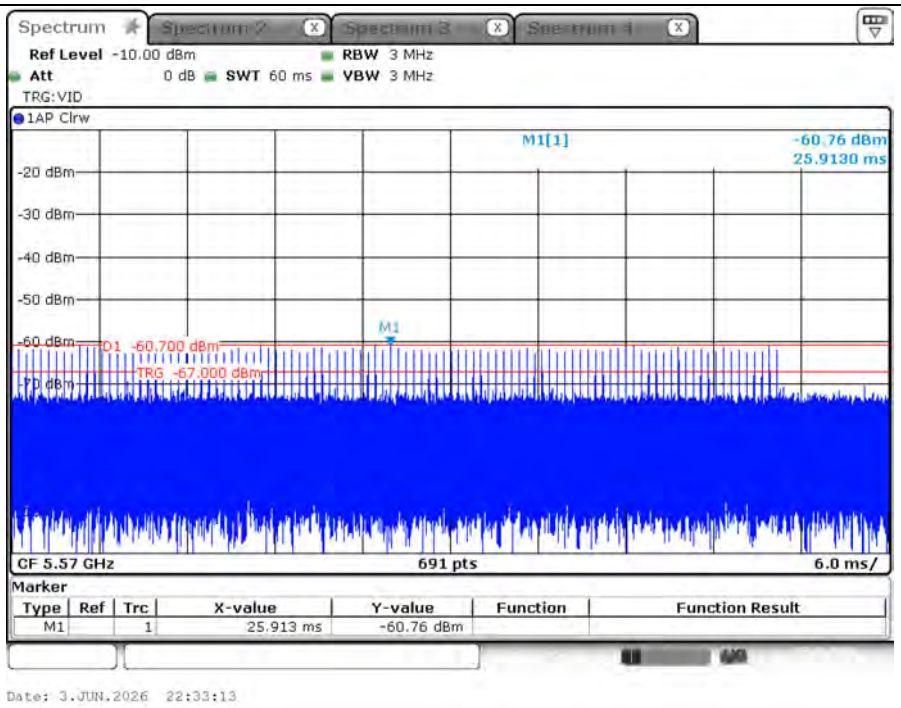

Radar #2 DFS detection threshold level

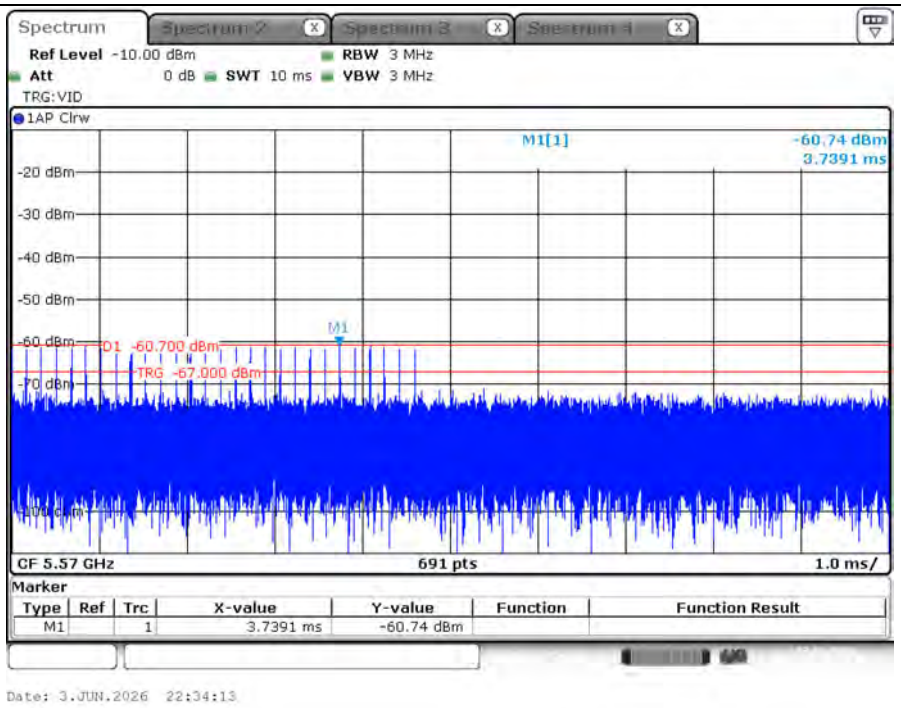

Radar #3 DFS detection threshold level

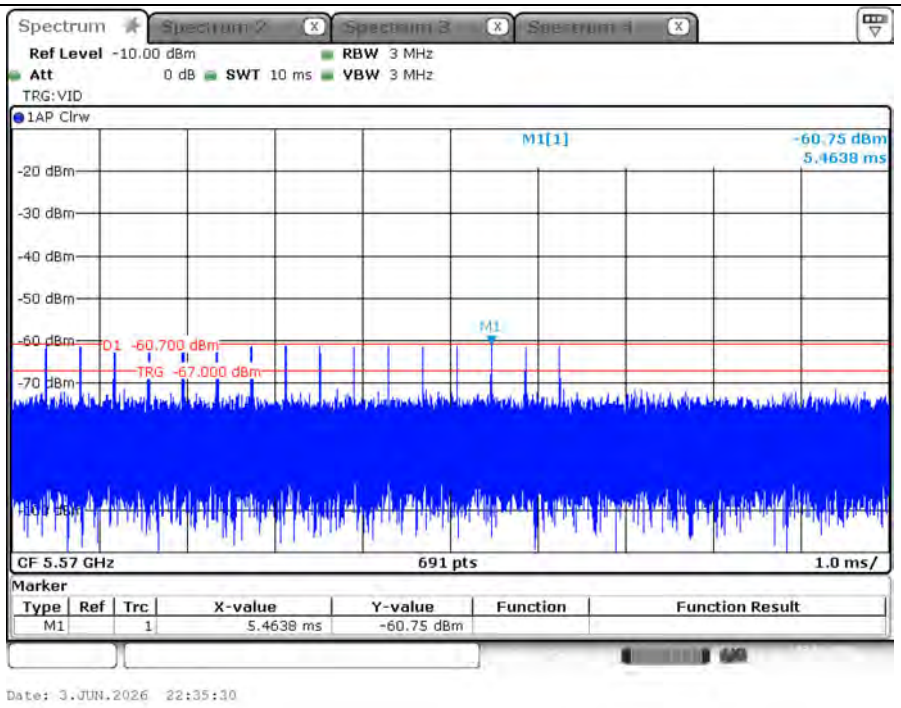

Radar #4 DFS detection threshold level

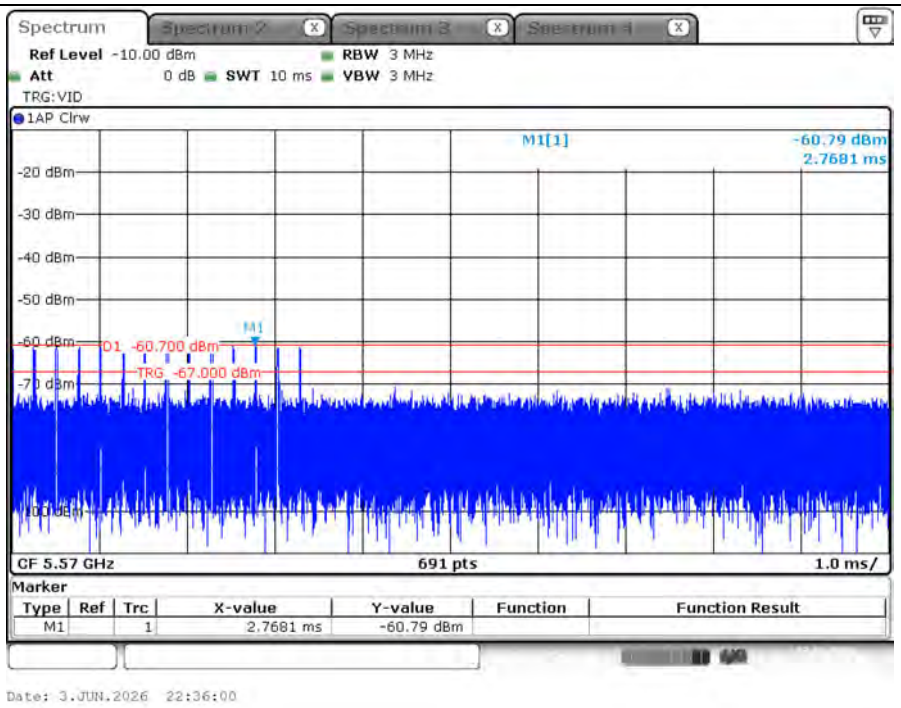

Radar #5 DFS detection threshold level

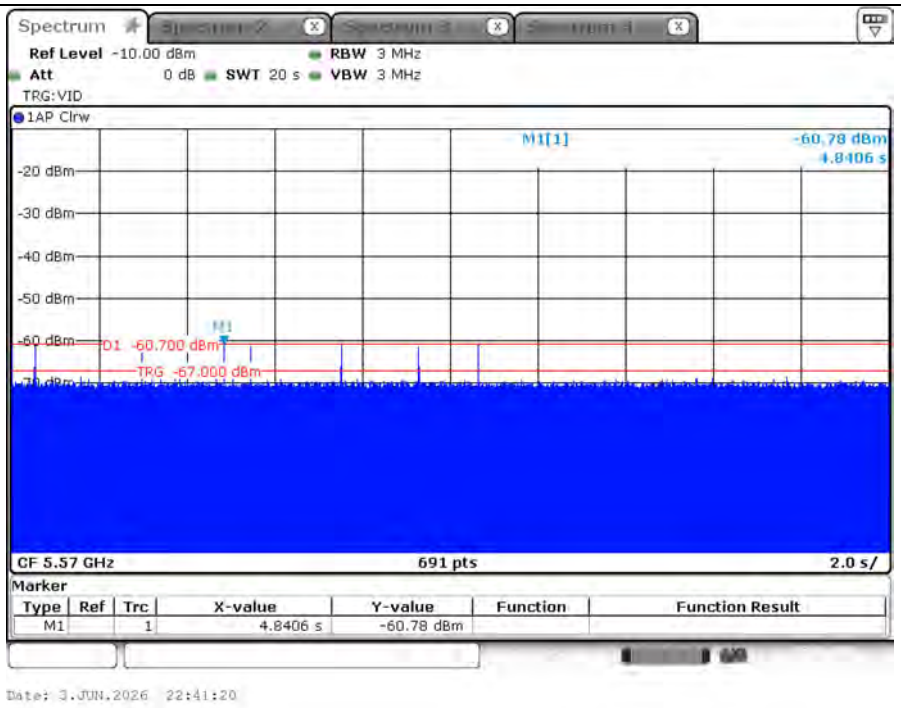

Radar #6 DFS detection threshold level

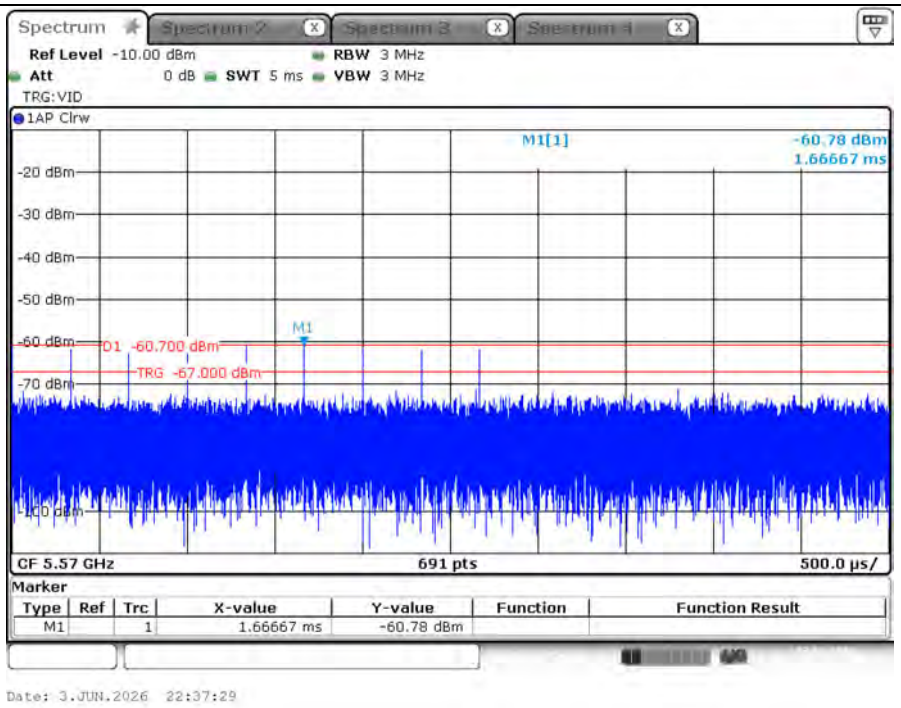

Test mode: Mode 8

Test Frequency: 5570 MHz

Radar #0 DFS detection threshold level

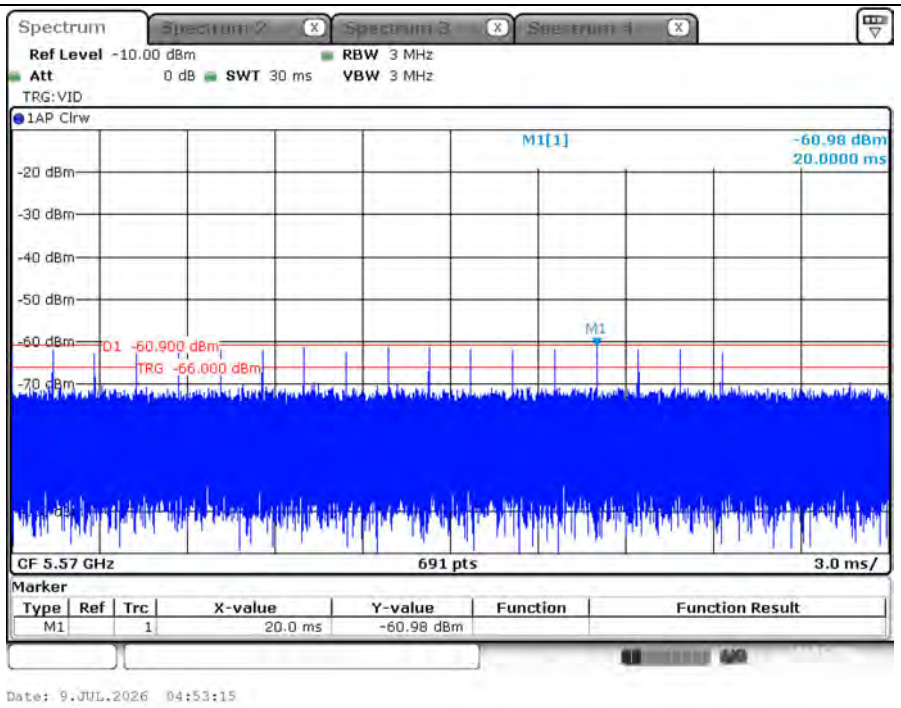

Radar #1 DFS detection threshold level

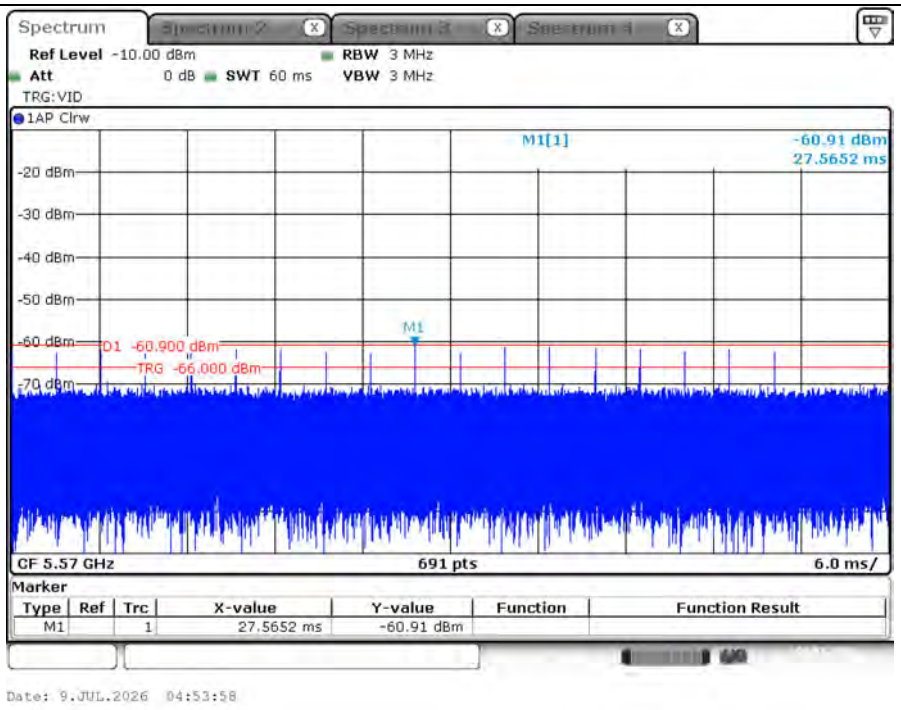

Radar #2 DFS detection threshold level

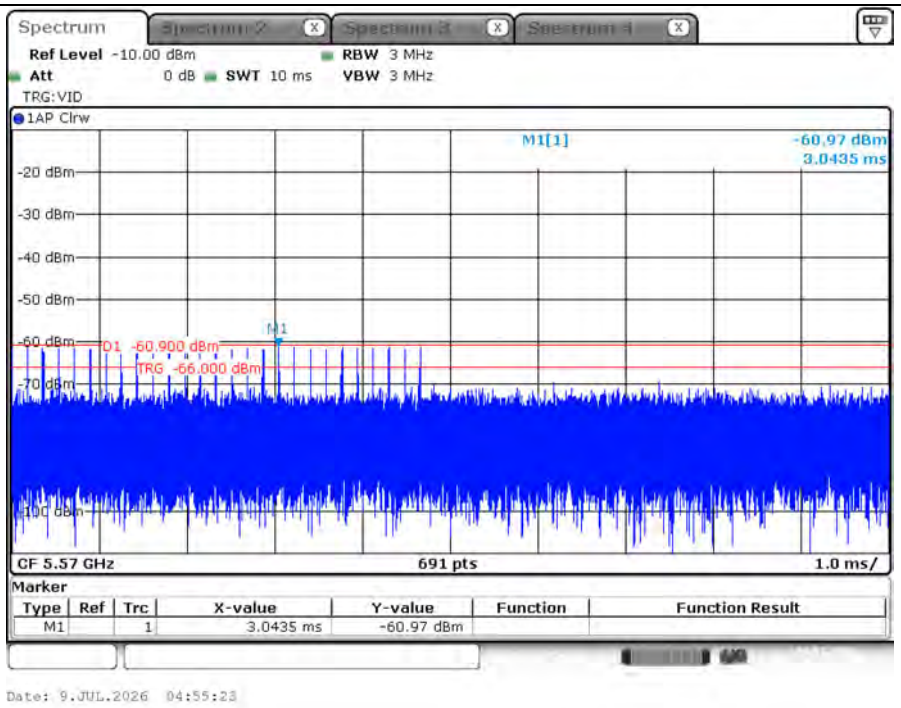

Radar #3 DFS detection threshold level

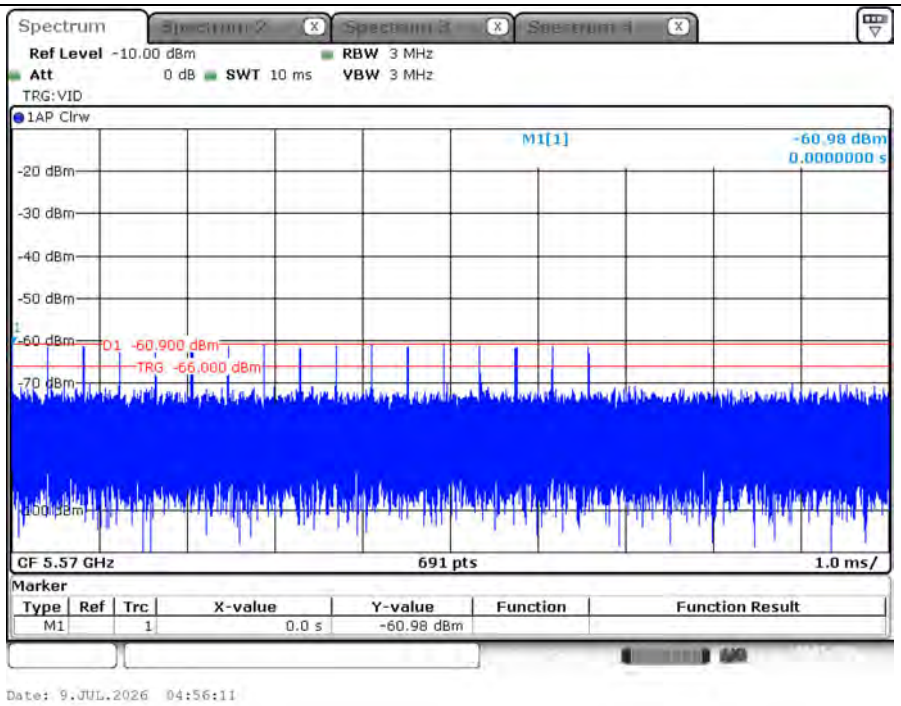

Radar #4 DFS detection threshold level

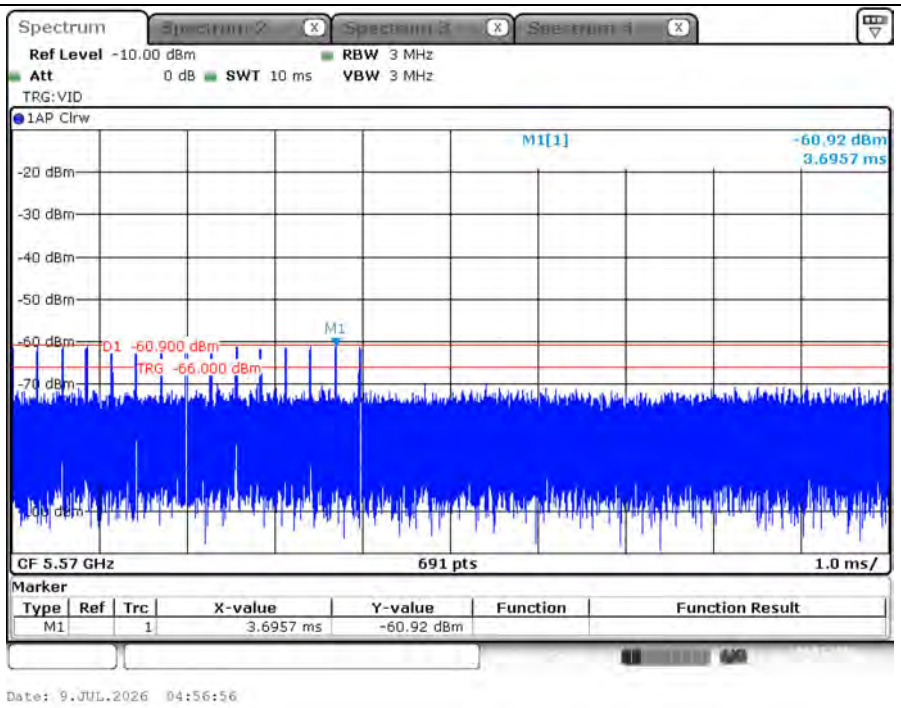

Radar #5 DFS detection threshold level

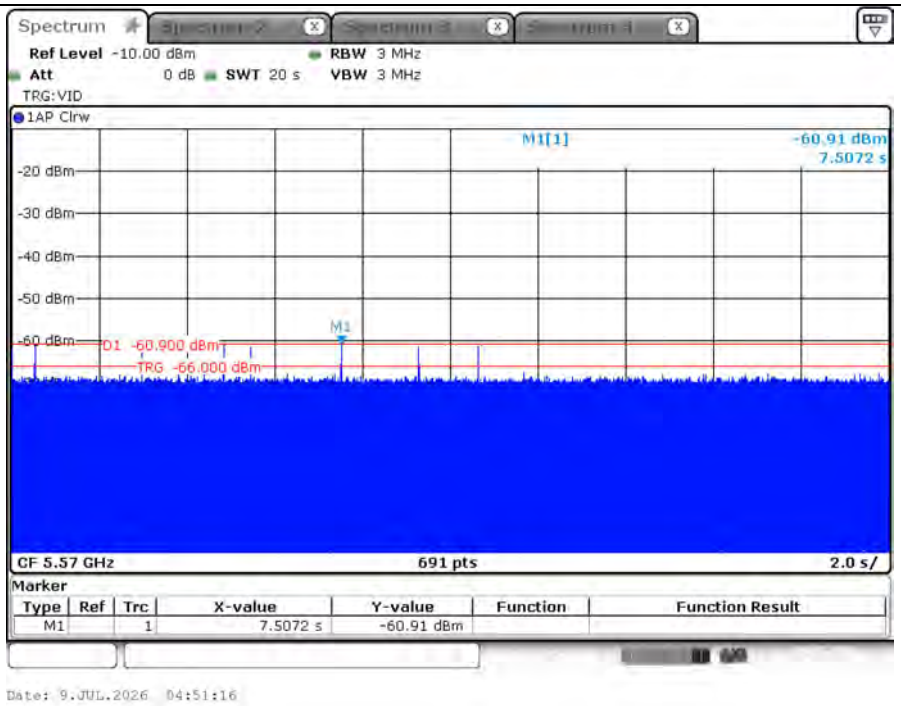

Radar #6 DFS detection threshold level

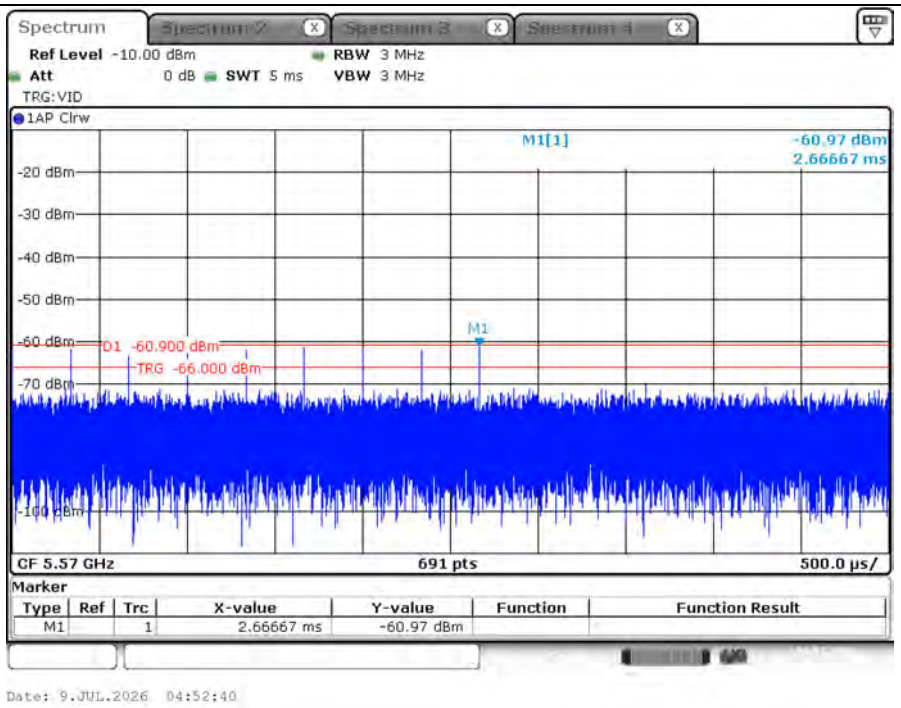

3.2.7 Test Setup

A spectrum analyzer is used as a monitor to verify that the EUT has vacated the Channel within the (Channel Closing Transmission Time and Channel Move Time, and does not transmit on a Channel during the Non-Occupancy Period after the detection and Channel move.

Master Conducted Measurement (Mode 1~6)

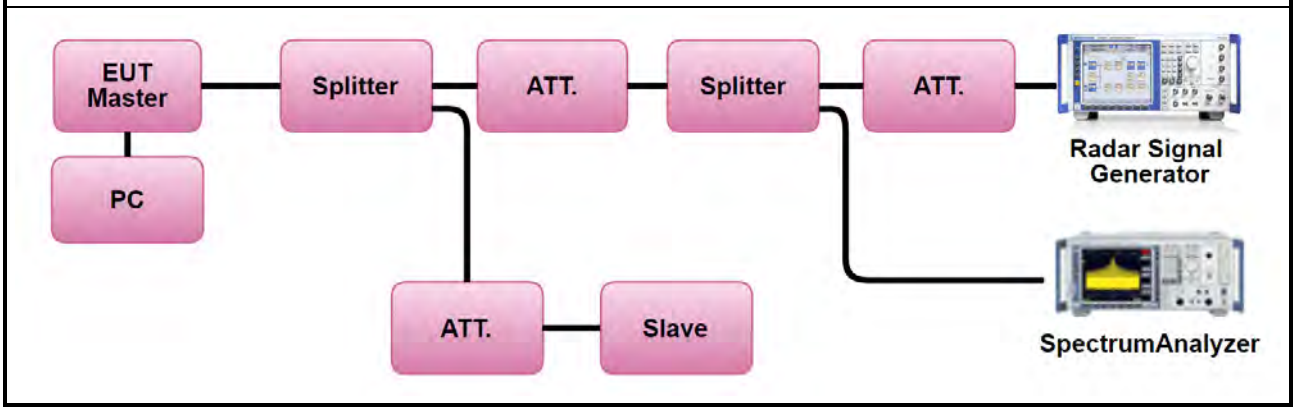

Client with Radar Detect Conducted Measurement (Mode 7~8)

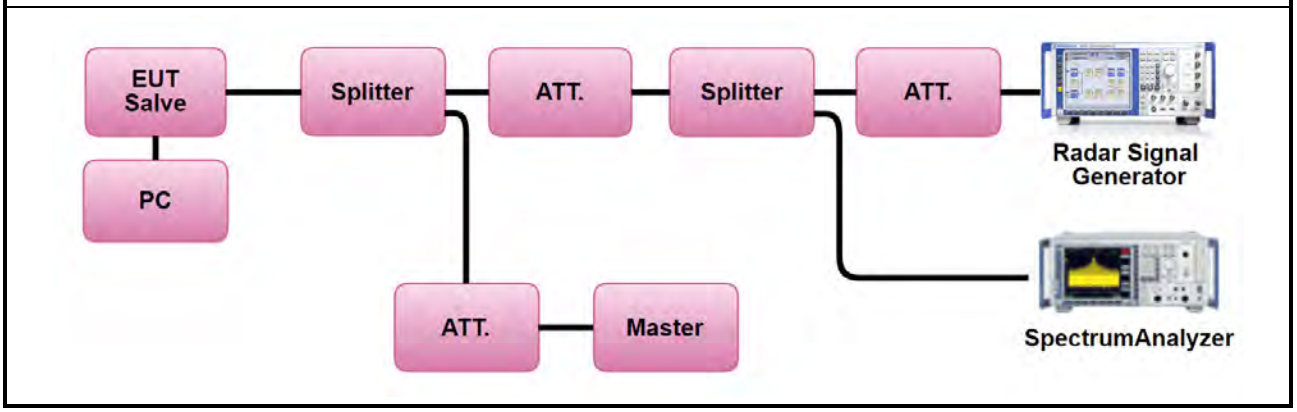

3.2.8 Data traffic Plot

Test mode: Mode 1

EUT Data traffic Plot	Modulation Mode: 802.11be (EHT80)	Test Frequency: 5530 MHz

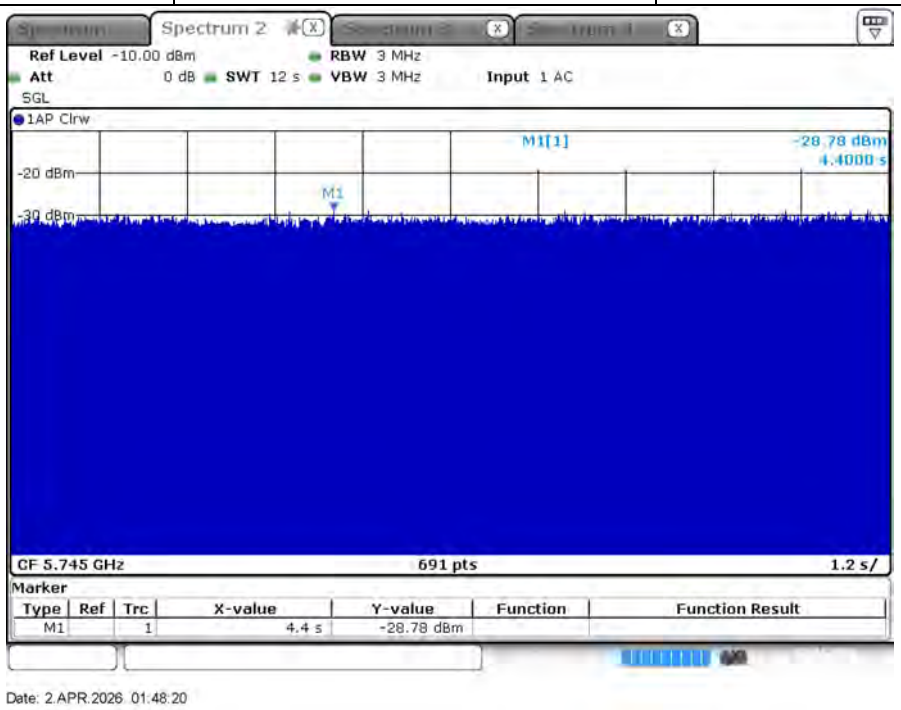

Client Data Traffic Plot	Modulation Mode: 802.11be (EHT80)	Test Frequency: 5530 MHz

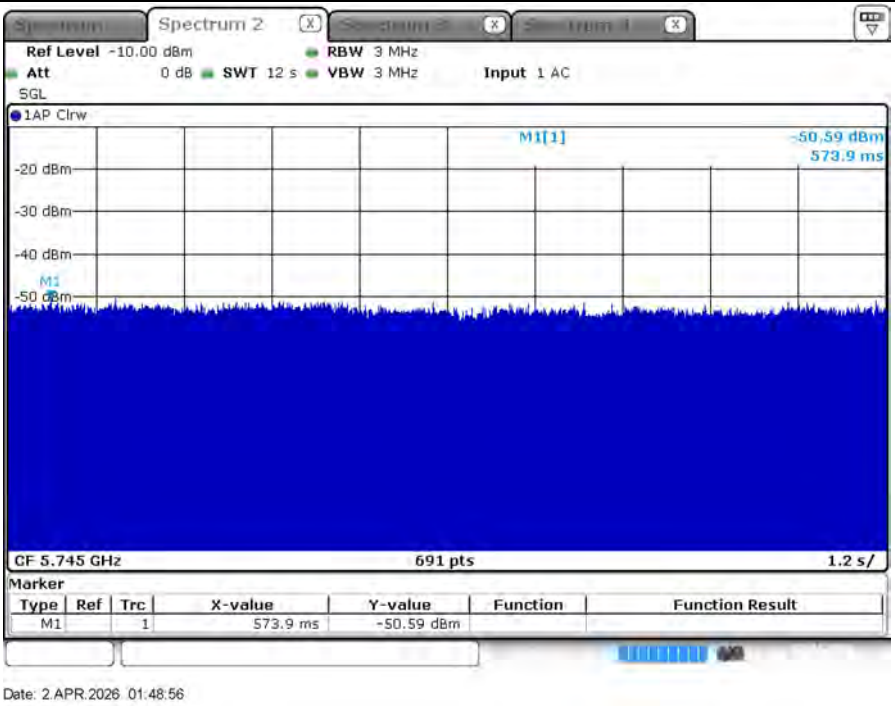

Without Data Traffic Plot	Modulation Mode: 802.11be (EHT80)	Test Frequency: 5530 MHz

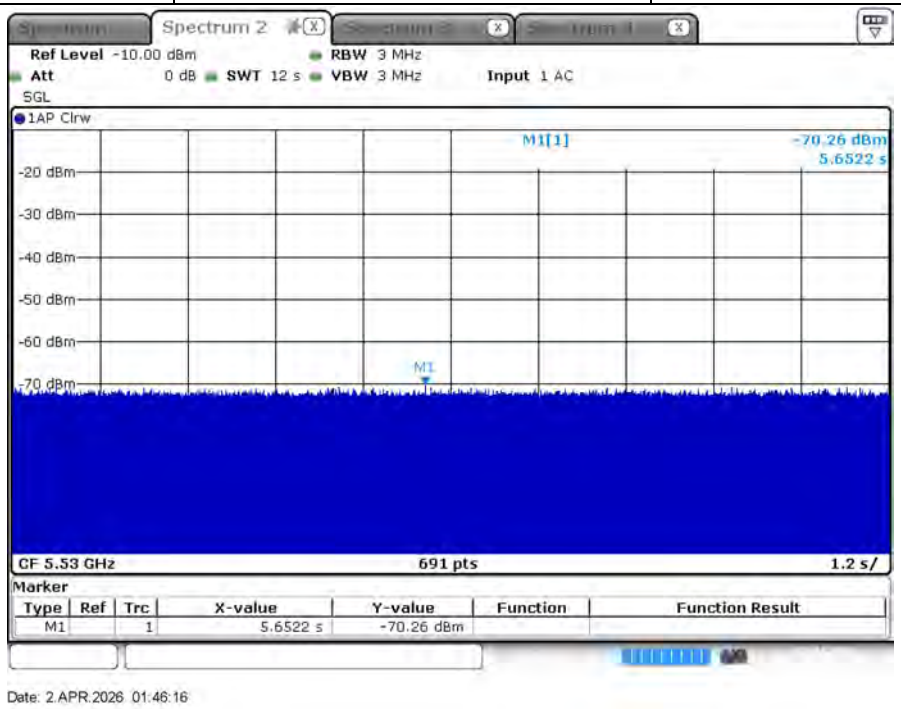

Test mode: Mode 2

EUT Data traffic Plot	Modulation Mode: 802.11be (EHT80)	Test Frequency: 5290 MHz

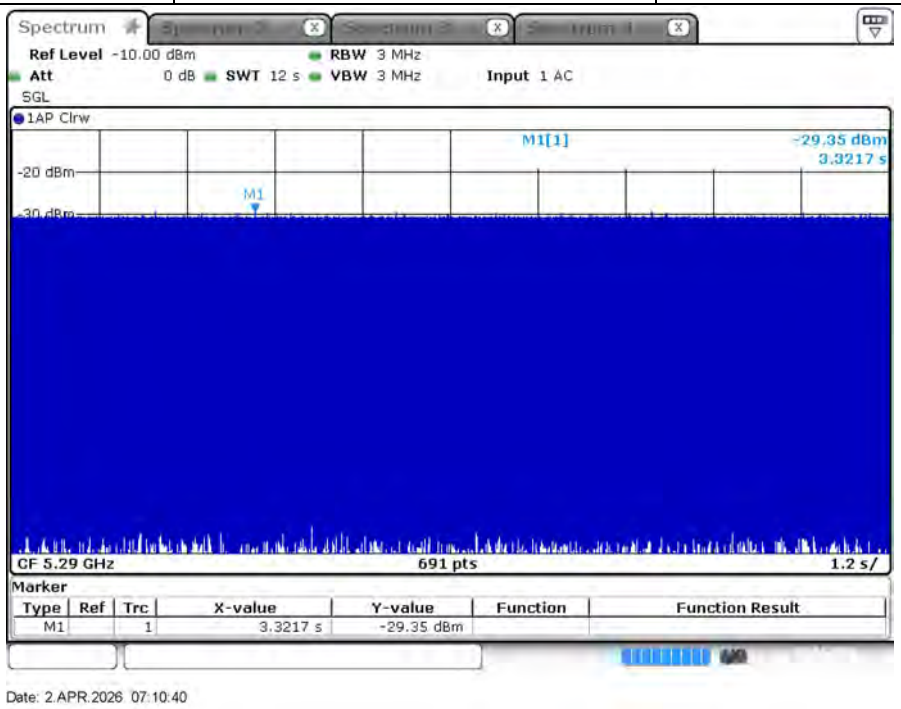

EUT Data traffic Plot	Modulation Mode: 802.11be (EHT80)	Test Frequency: 5530 MHz

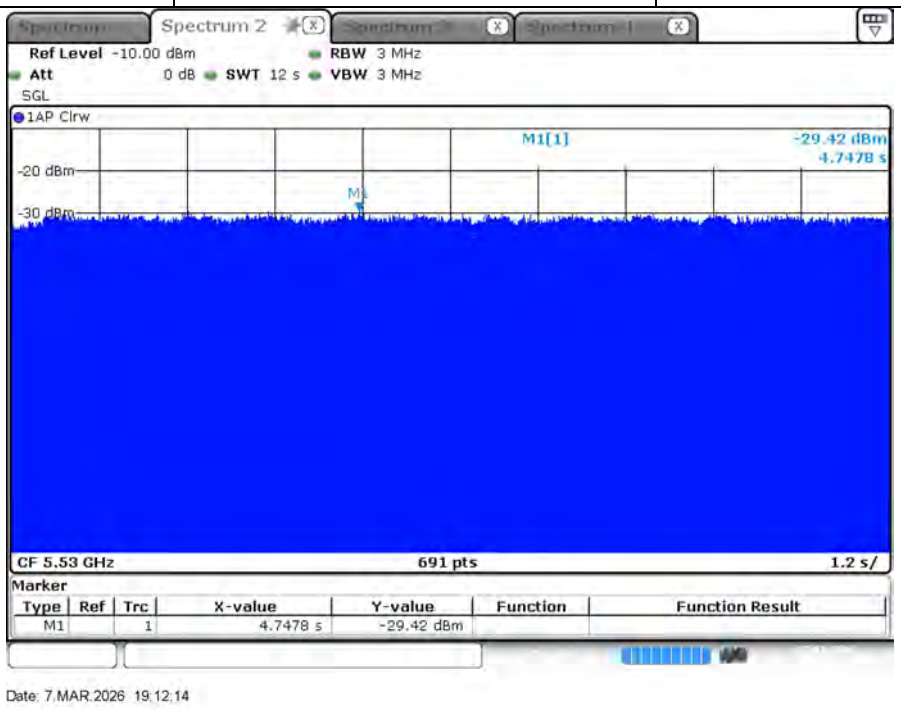

Client Data Traffic Plot	Modulation Mode: 802.11be (EHT80)	Test Frequency: 5290 MHz

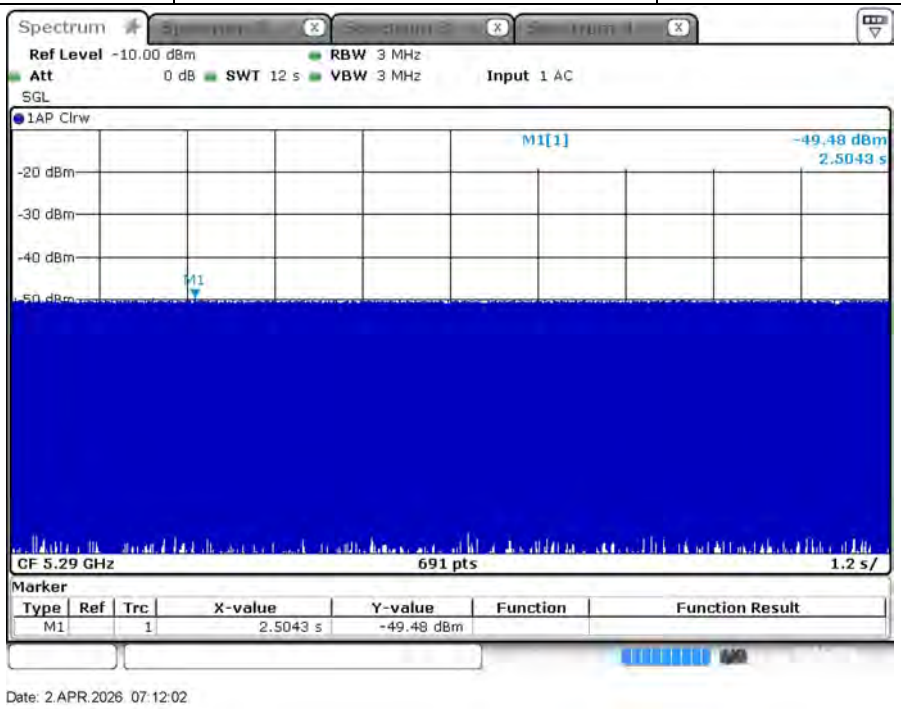

Date: 2.APR.2026 07:12:02

Client Data Traffic Plot	Modulation Mode: 802.11be (EHT80)	Test Frequency: 5530 MHz

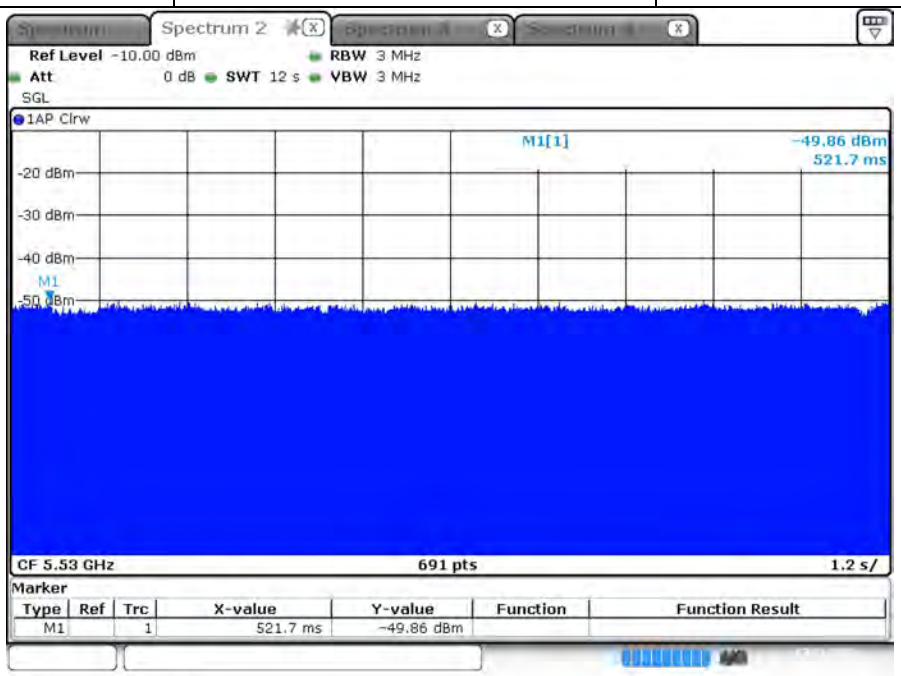

Date: 7.MAR.2026 19:14:10

Without Data Traffic Plot	Modulation Mode: 802.11be (EHT80)	Test Frequency: 5290 MHz

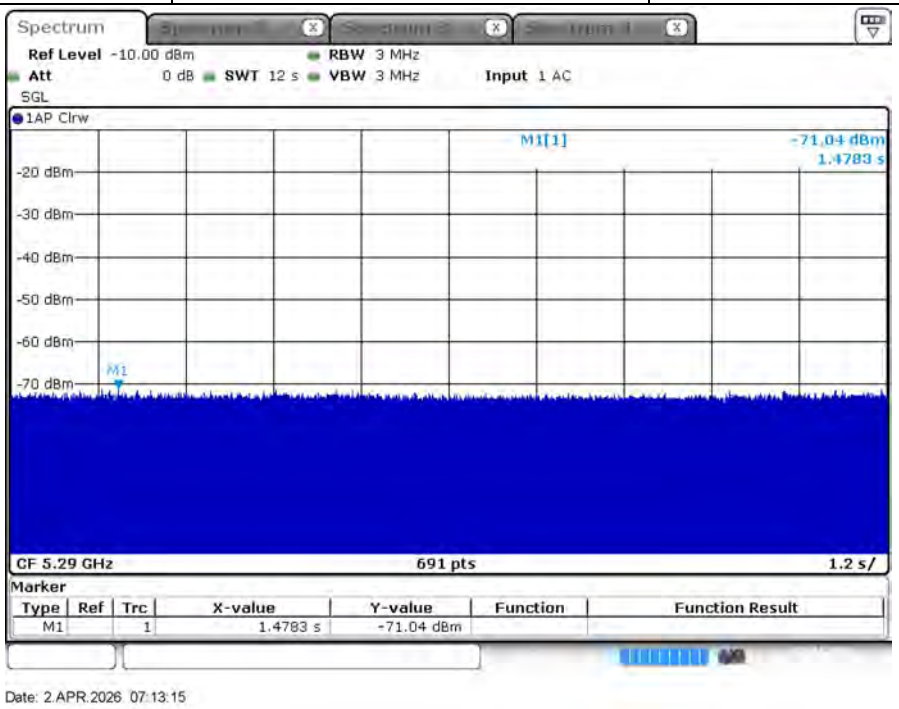

Without Data Traffic Plot	Modulation Mode: 802.11be (EHT80)	Test Frequency: 5530 MHz

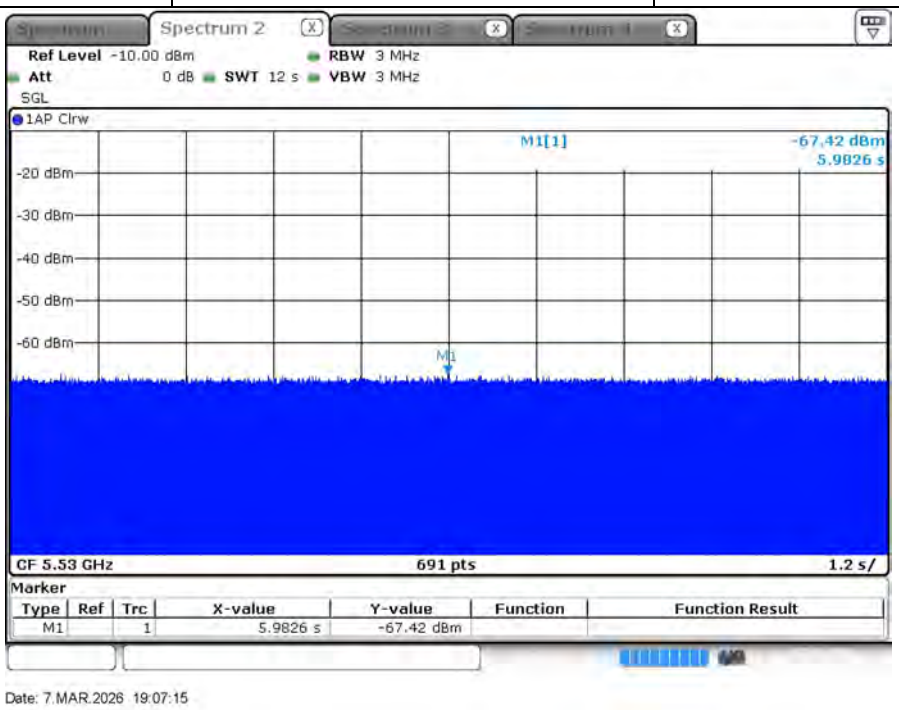

Test mode: Mode 3

EUT Data traffic Plot	Modulation Mode: 802.11be (EHT160)	Test Frequency: 5570 MHz

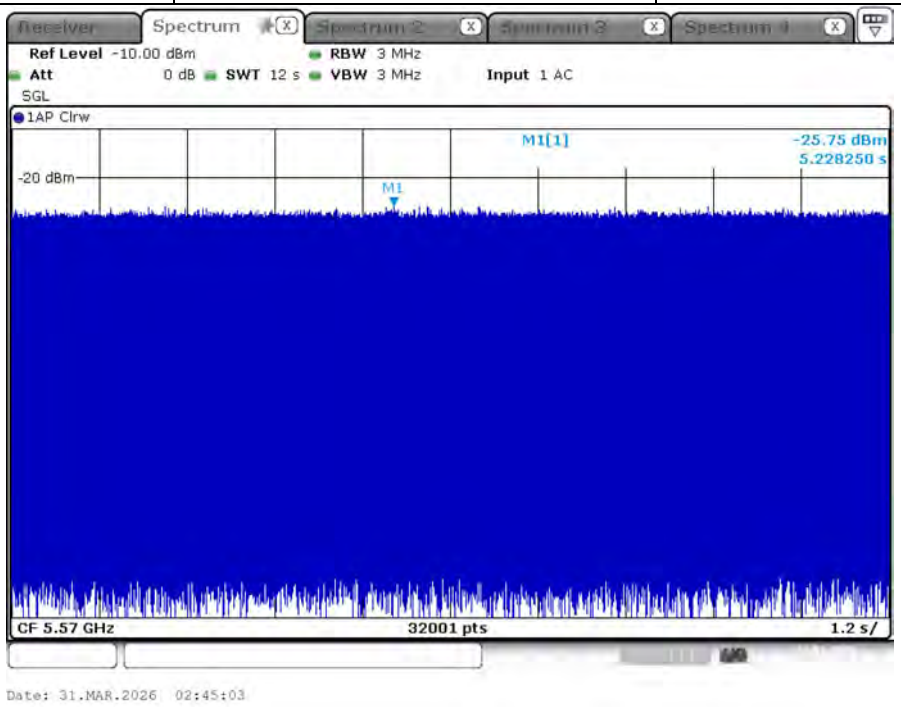

Client Data Traffic Plot	Modulation Mode: 802.11be (EHT160)	Test Frequency: 5570 MHz

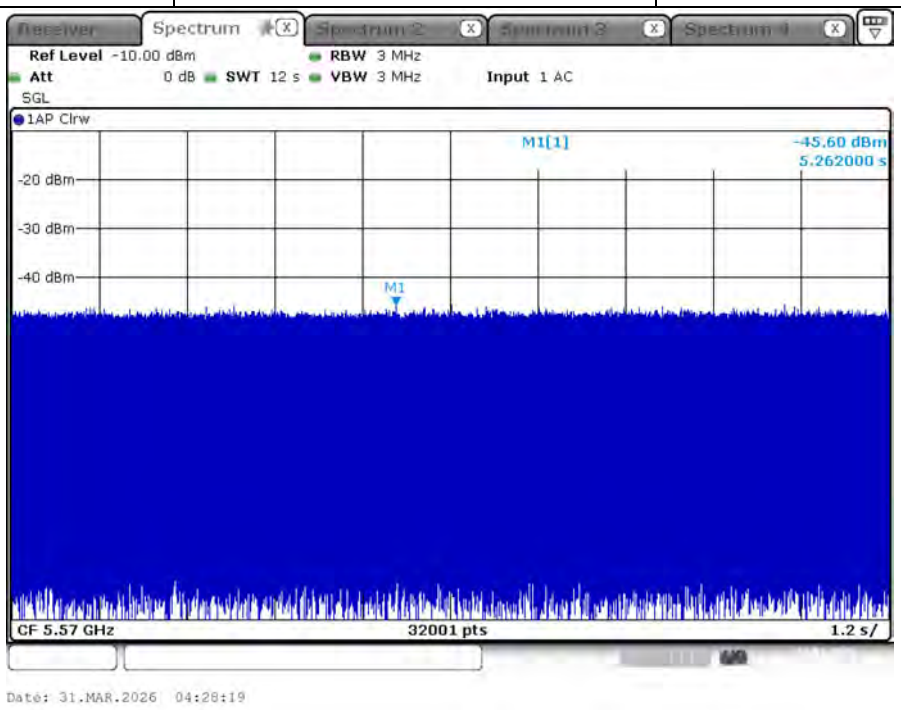

Without Data Traffic Plot	Modulation Mode: 802.11be (EHT160)	Test Frequency: 5570 MHz

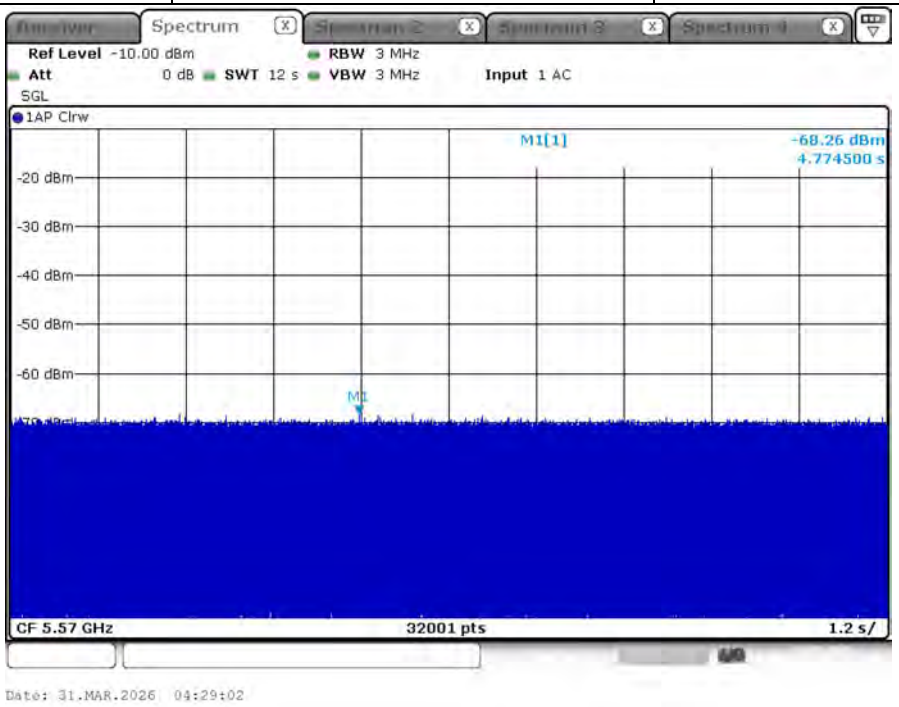

Test mode: Mode 4

EUT Data traffic Plot	Modulation Mode: 802.11be (EHT160)	Test Frequency: 5250 MHz

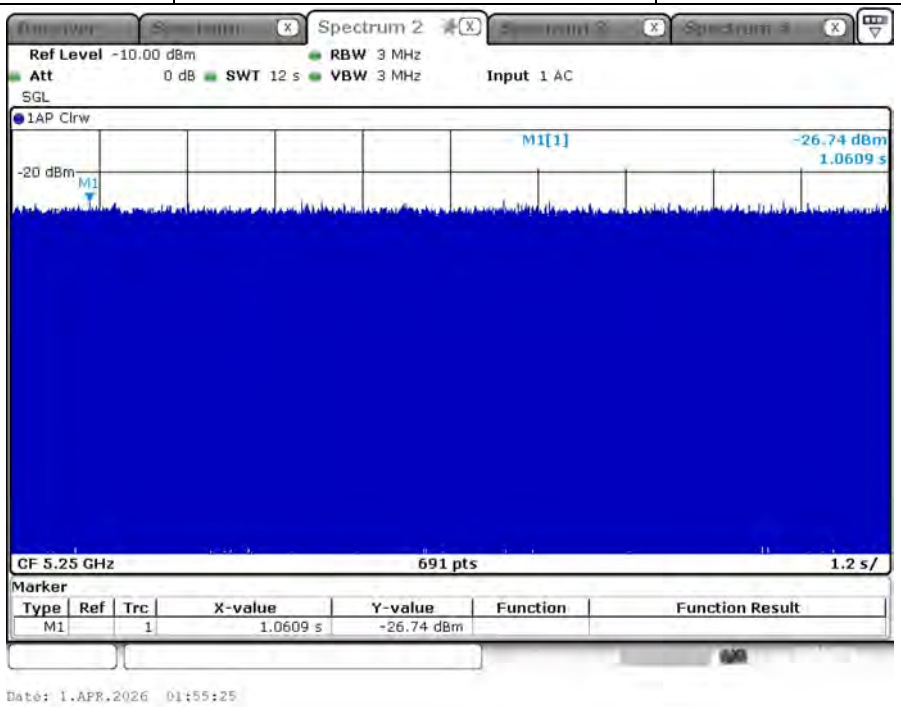

EUT Data traffic Plot	Modulation Mode: 802.11be (EHT160)	Test Frequency: 5570 MHz

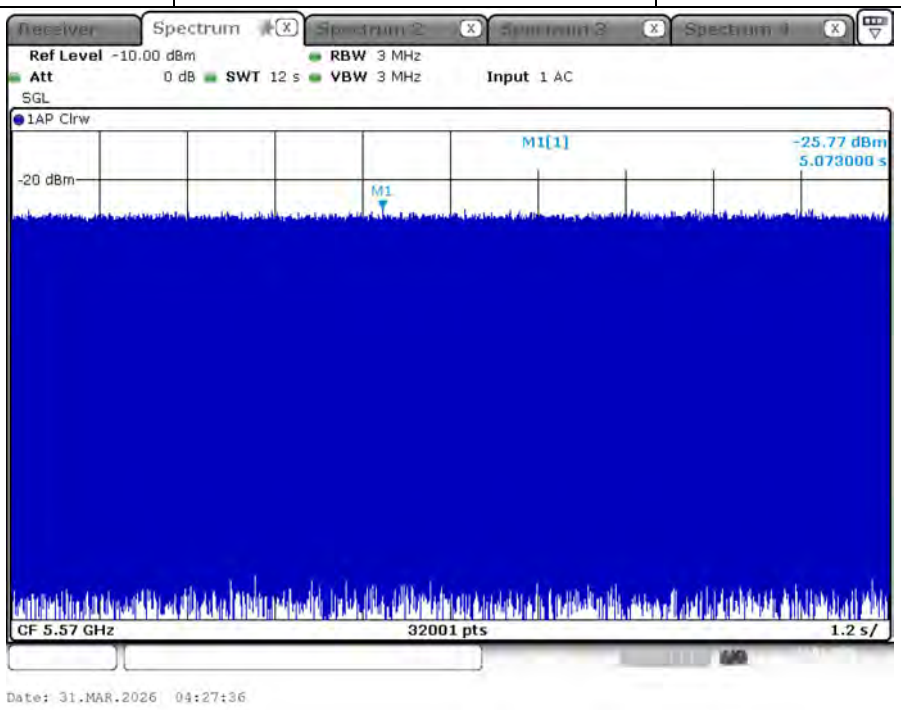

Client Data Traffic Plot	Modulation Mode: 802.11be (EHT160)	Test Frequency: 5250 MHz

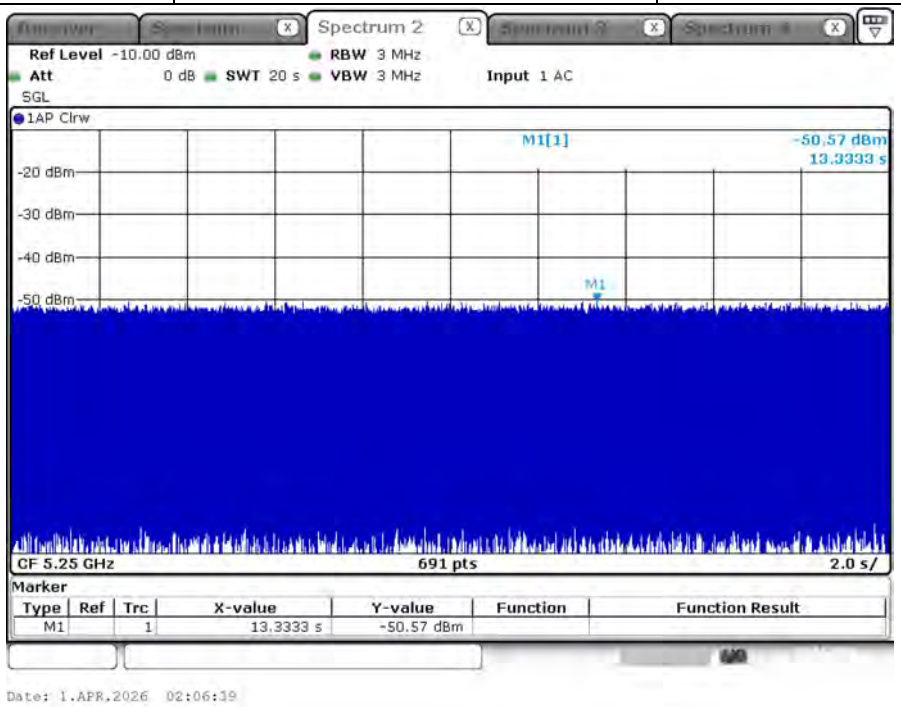

Client Data Traffic Plot	Modulation Mode: 802.11be (EHT160)	Test Frequency: 5570 MHz

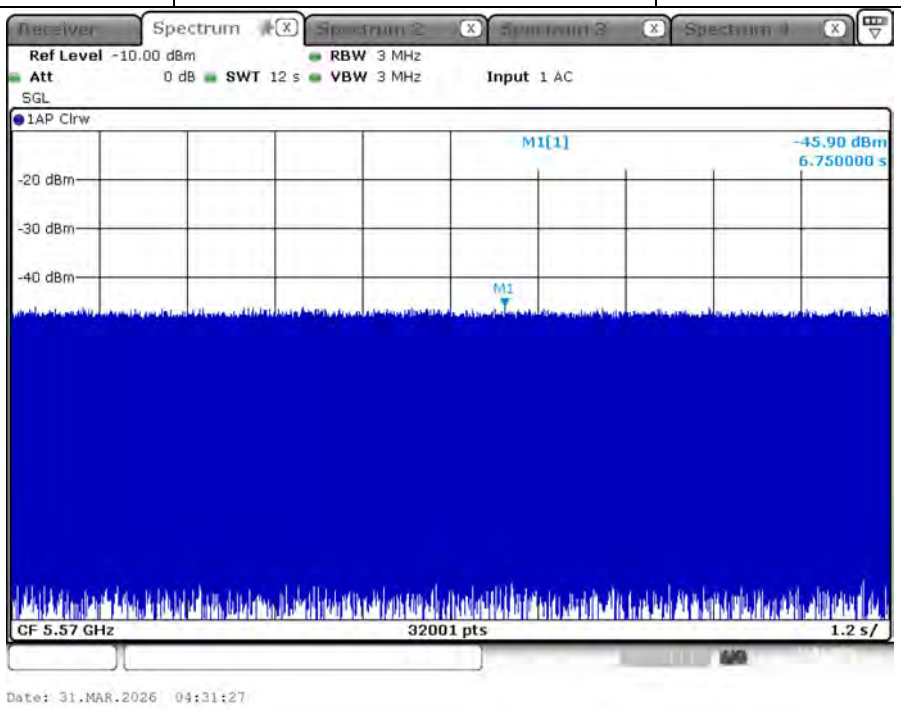

Without Data Traffic Plot	Modulation Mode: 802.11be (EHT160)	Test Frequency: 5250 MHz

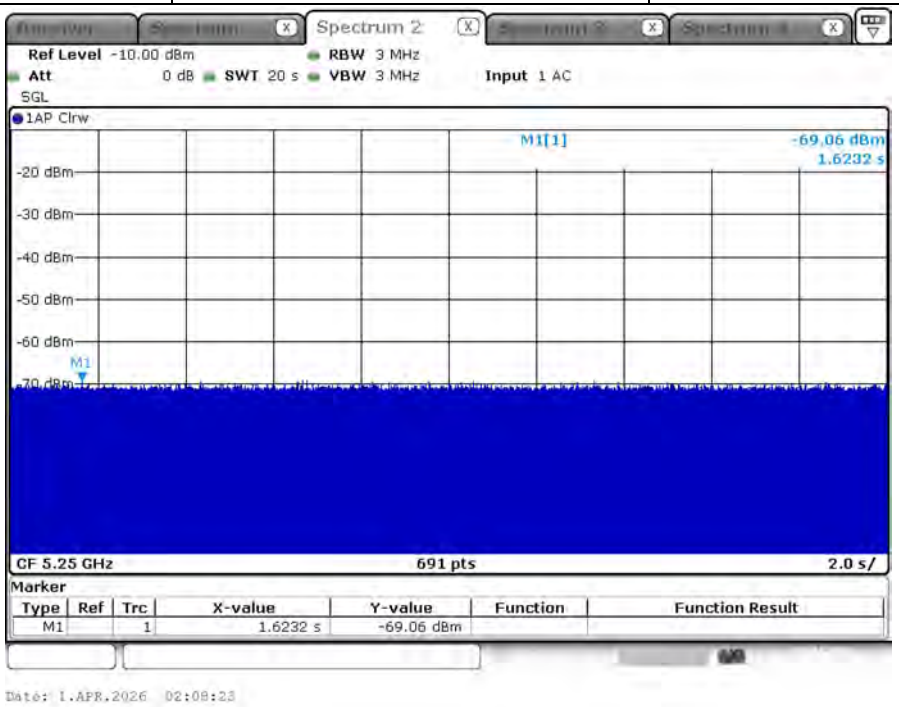

Without Data Traffic Plot	Modulation Mode: 802.11be (EHT160)	Test Frequency: 5570 MHz

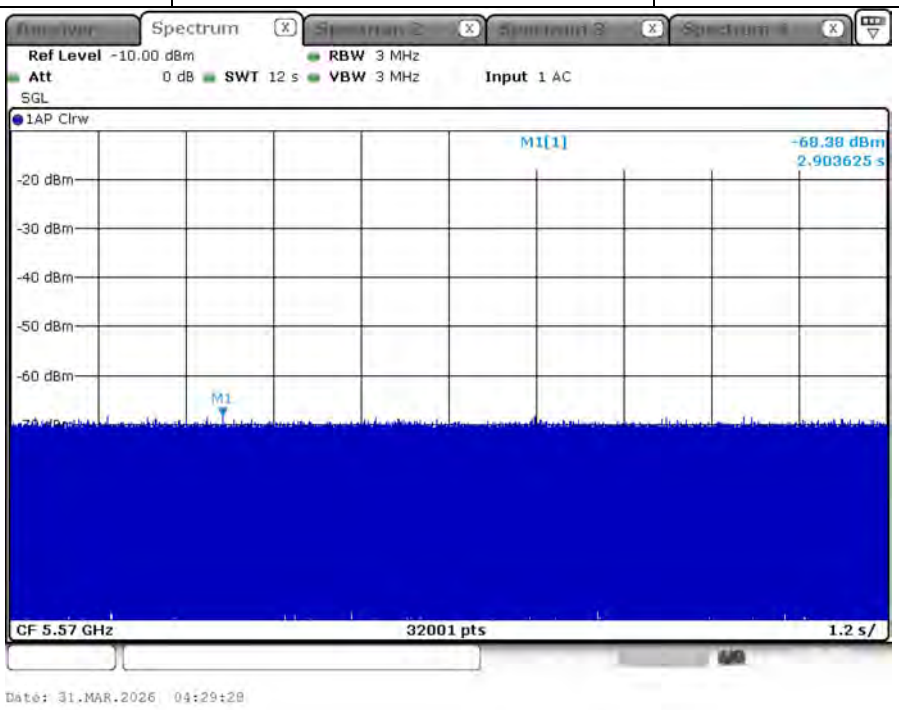

Test mode: Mode 5

EUT Data traffic Plot	Modulation Mode: 802.11be (EHT160)	Test Frequency: 5570 MHz

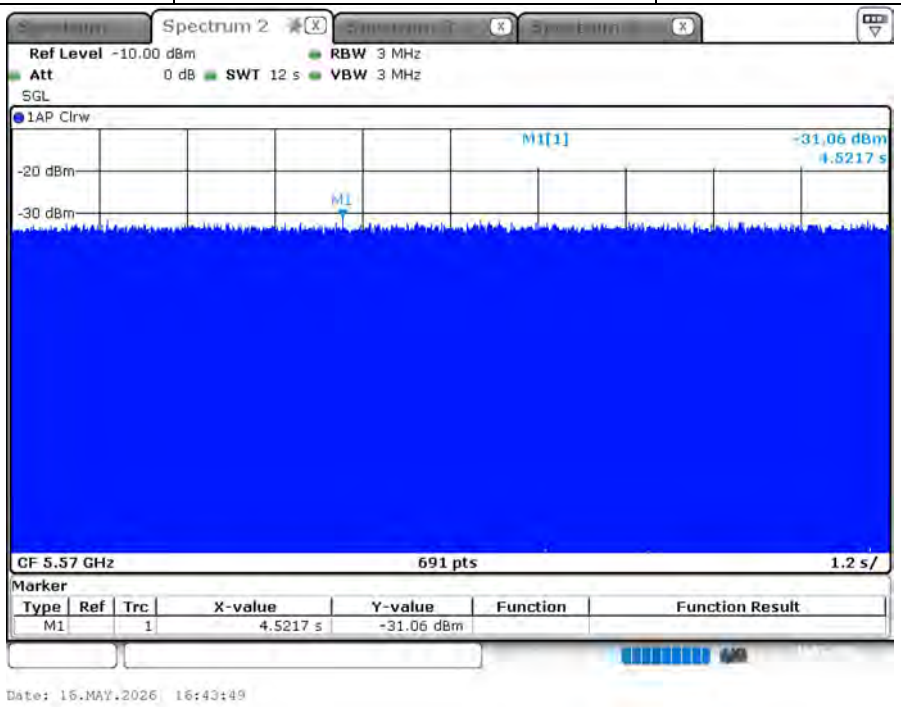

Client Data Traffic Plot	Modulation Mode: 802.11be (EHT160)	Test Frequency: 5570 MHz

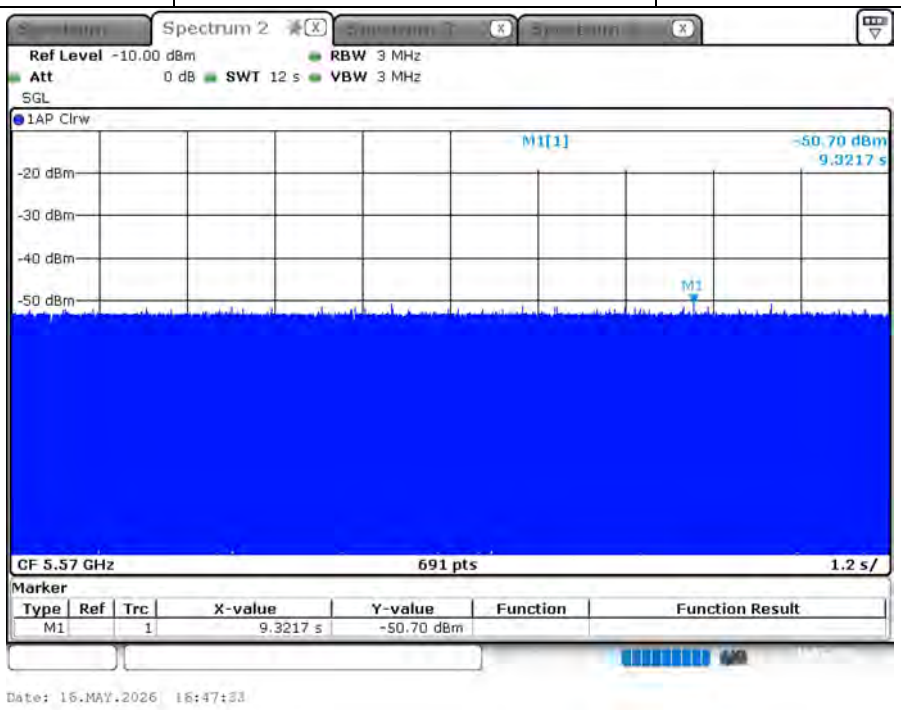

Without Data Traffic Plot	Modulation Mode: 802.11be (EHT160)	Test Frequency: 5570 MHz

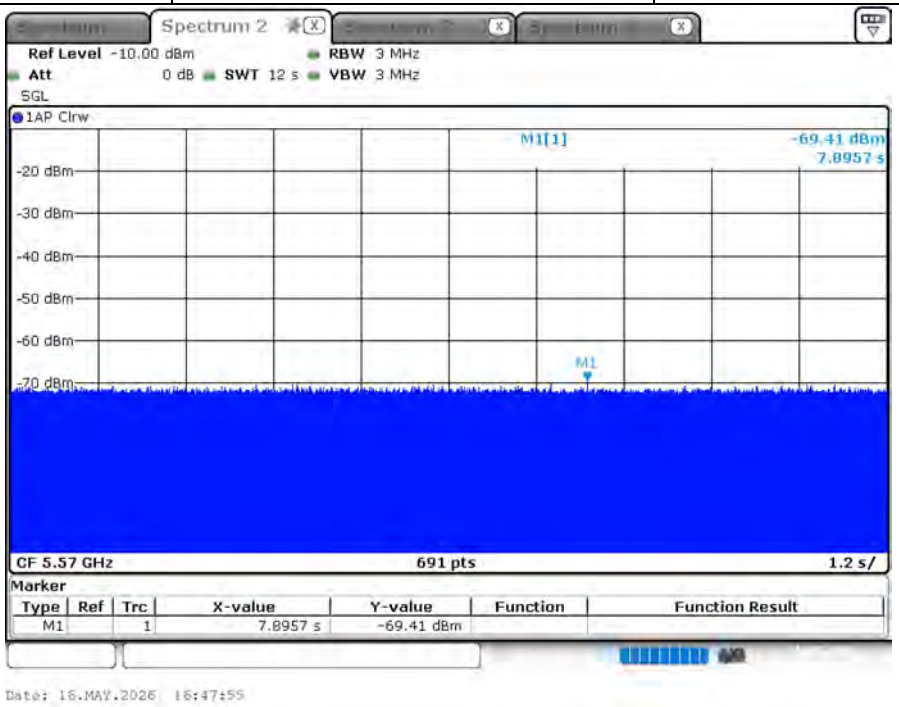

Test mode: Mode 6

EUT Data traffic Plot	Modulation Mode: 802.11be (EHT160)	Test Frequency: 5570 MHz

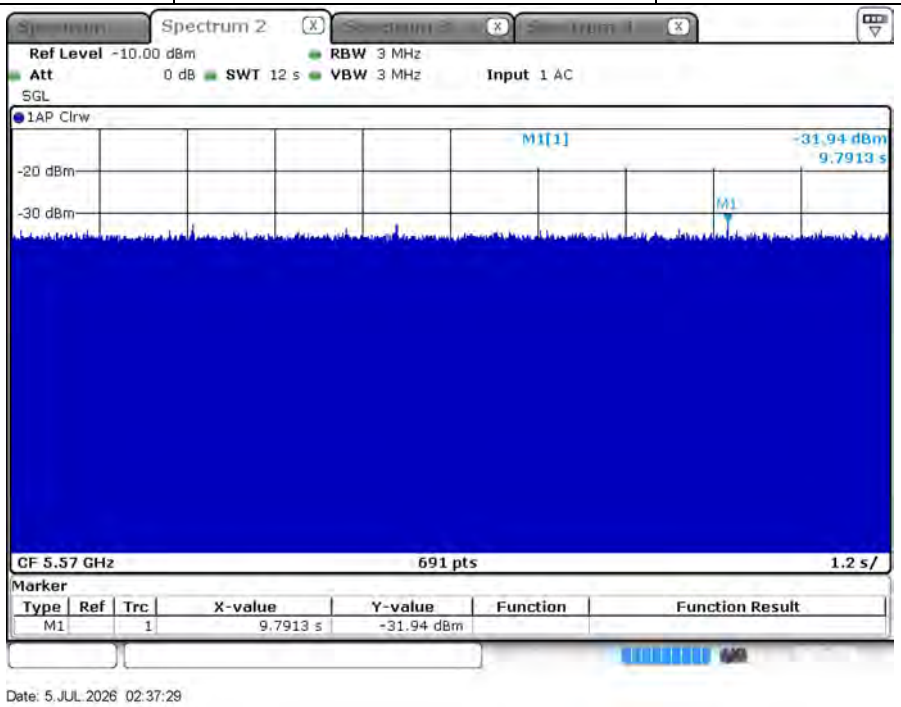

Client Data Traffic Plot	Modulation Mode: 802.11be (EHT160)	Test Frequency: 5570 MHz

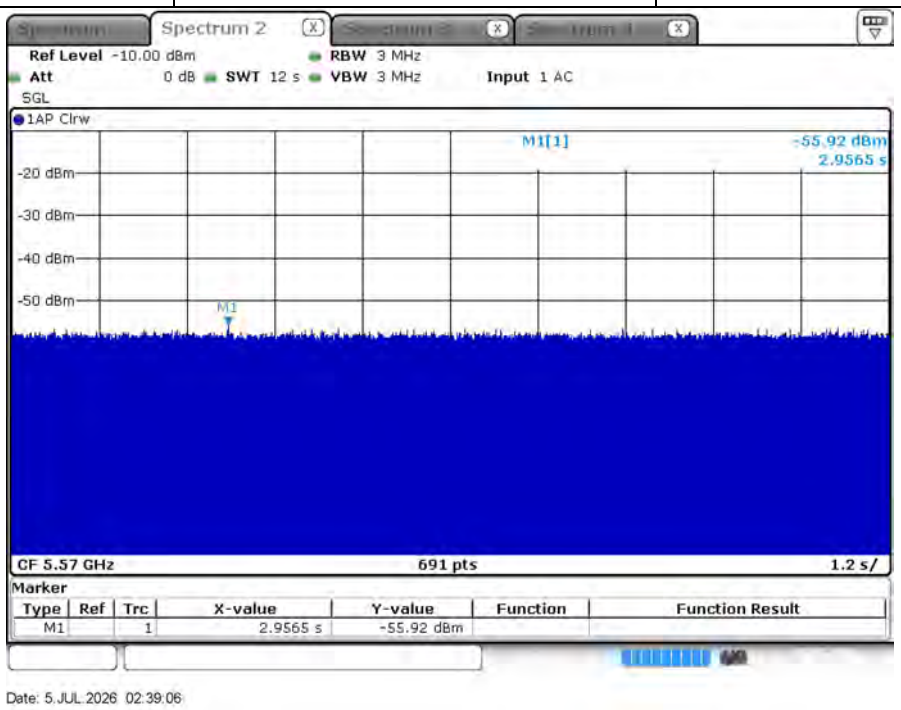

Without Data Traffic Plot	Modulation Mode: 802.11be (EHT160)	Test Frequency: 5570 MHz

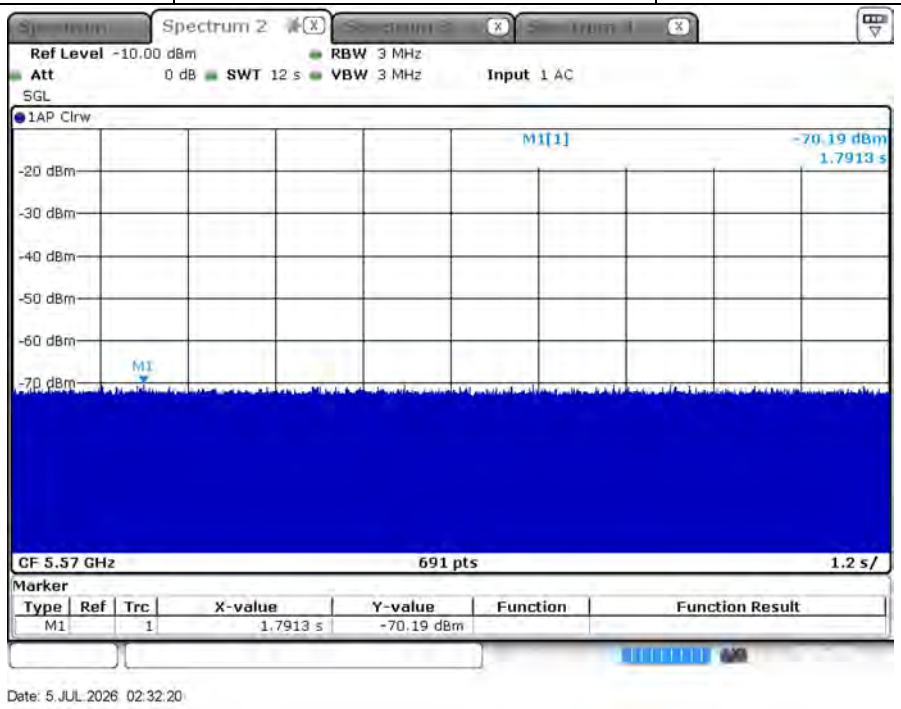

Test mode: Mode 7

EUT Data traffic Plot	Modulation Mode: 802.11be (EHT160)	Test Frequency: 5570 MHz

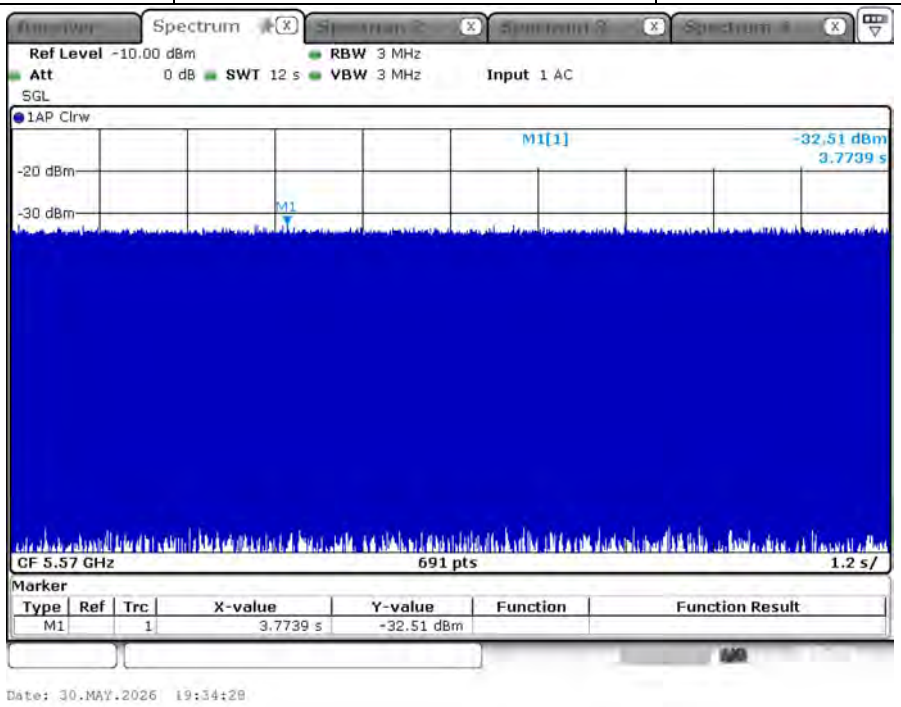

Master Data Traffic Plot	Modulation Mode: 802.11be (EHT160)	Test Frequency: 5570 MHz

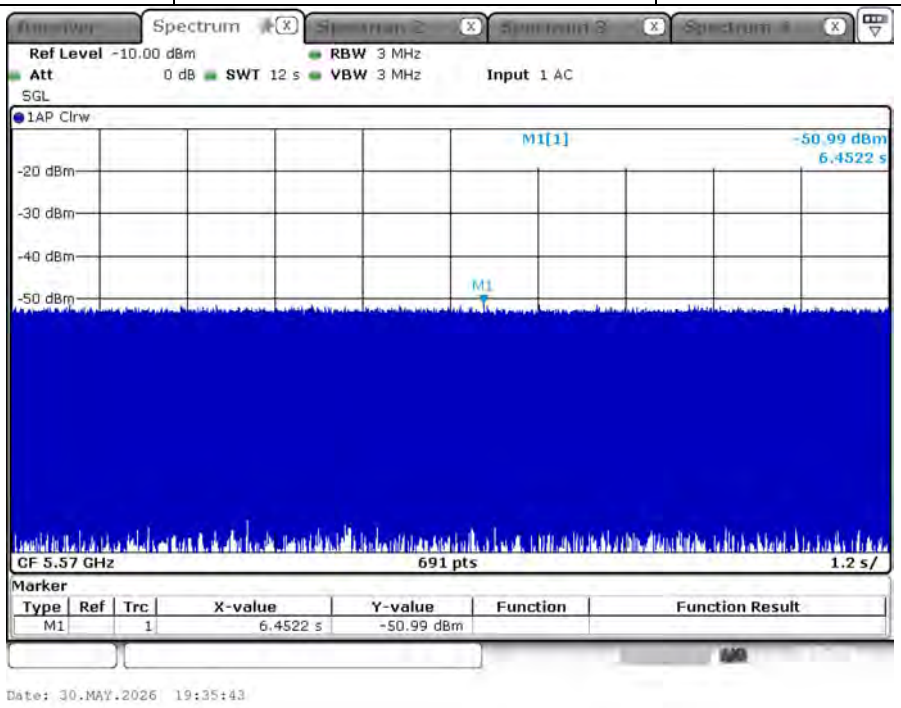

Without Data Traffic Plot	Modulation Mode: 802.11be (EHT160)	Test Frequency: 5570 MHz

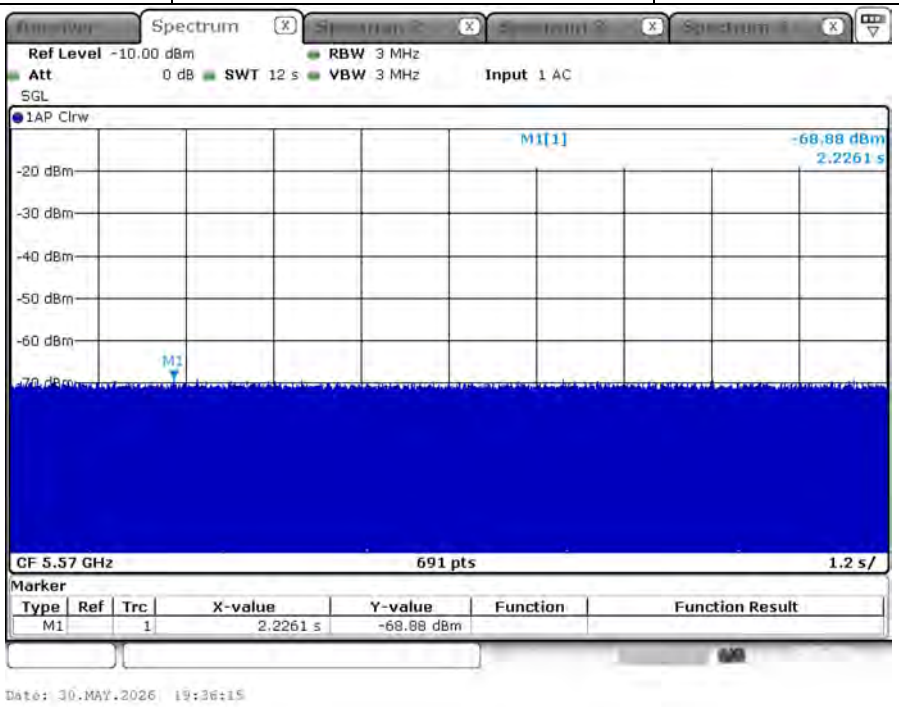

Test mode: Mode 8

EUT Data traffic Plot	Modulation Mode: 802.11be (EHT160)	Test Frequency: 5570 MHz

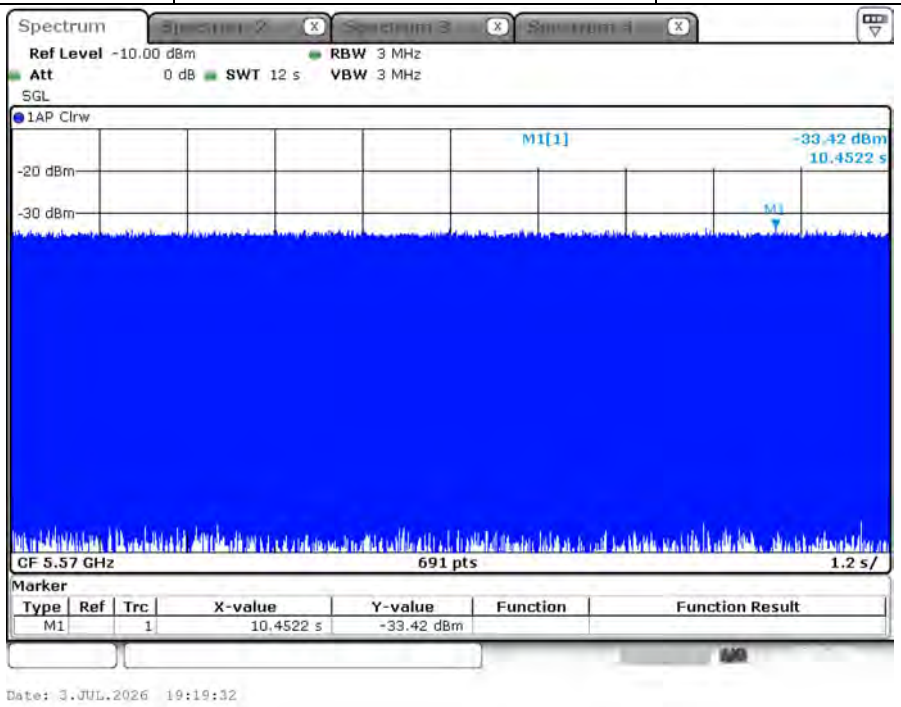

Master Data Traffic Plot	Modulation Mode: 802.11be (EHT160)	Test Frequency: 5570 MHz

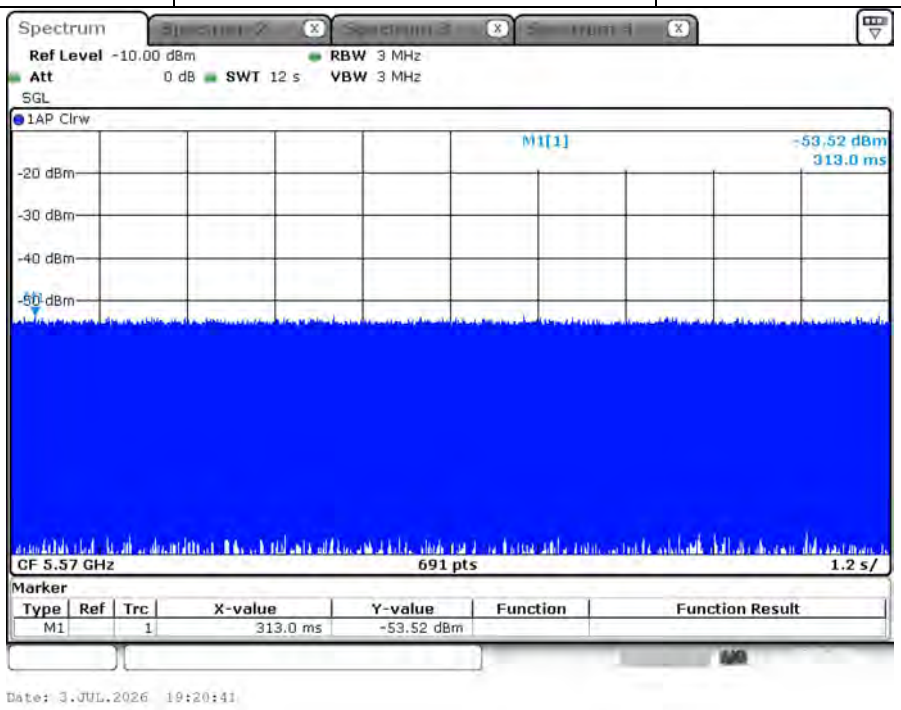

Without Data Traffic Plot	Modulation Mode: 802.11be (EHT160)	Test Frequency: 5570 MHz

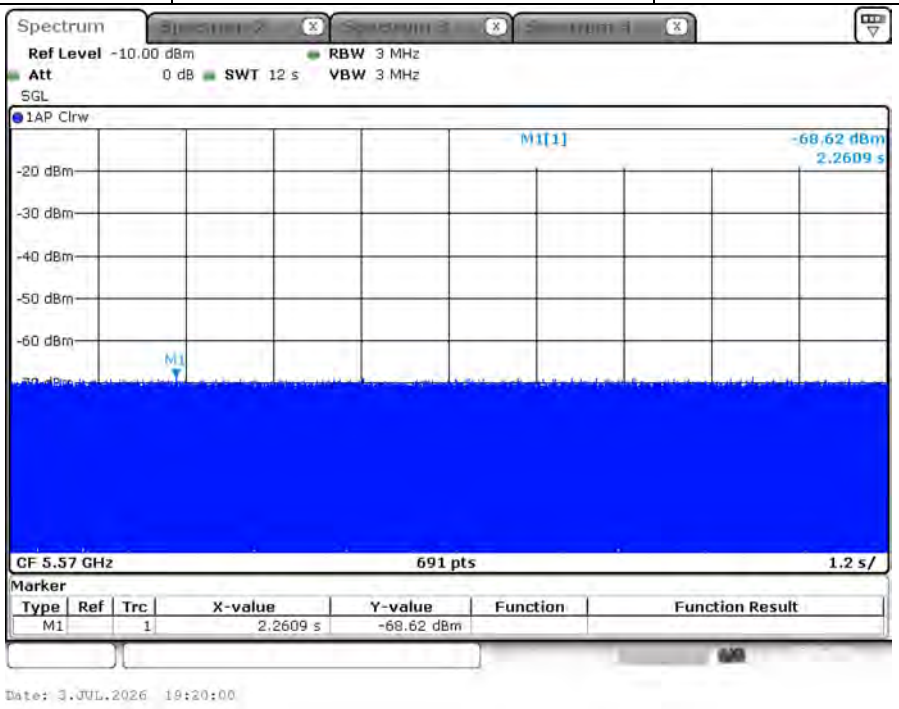

3.3 UNII Detection Bandwidth

3.3.1 UNII Detection Bandwidth Limit

Test mode: Mode 1

Channel Bandwidth (MHz)	Test Channel Freq. (MHz)	99% Occupied Bandwidth (MHz)	UNII Detection Bandwidth Min. Limit (MHz)
20	5500 MHz	19.189	20.000
40	5510 MHz	38.494	39.000
80	5530 MHz	77.568	78.000
UNII Detection Bandwidth is minimum 100% of the 99% power bandwidth. A single radar Burst is generated for a minimum of 10 trials, and the response of the UUT is noted. The UUT must detect the Radar Waveform 90% or more of the time.			

Test mode: Mode 2

Channel Bandwidth (MHz)	Test Channel Freq. (MHz)	99% Occupied Bandwidth (MHz)	UNII Detection Bandwidth Min. Limit (MHz)
20	5300 MHz	19.189	20.000
	5500 MHz	19.189	20.000
40	5310 MHz	38.494	39.000
	5510 MHz	38.494	39.000
80	5290 MHz	77.568	78.000
	5530 MHz	78.726	79.000
UNII Detection Bandwidth is minimum 100% of the 99% power bandwidth. A single radar Burst is generated for a minimum of 10 trials, and the response of the UUT is noted. The UUT must detect the Radar Waveform 90% or more of the time.			

Test mode: Mode 3

Channel Bandwidth (MHz)	Test Channel Freq. (MHz)	99% Occupied Bandwidth (MHz)	UNII Detection Bandwidth Min. Limit (MHz)
20	5500 MHz	19.102	20.000
40	5510 MHz	38.350	39.000
80	5530 MHz	77.858	78.000
160	5570 MHz	157.163	158.000
UNII Detection Bandwidth is minimum 100% of the 99% power bandwidth. A single radar Burst is generated for a minimum of 10 trials, and the response of the UUT is noted. The UUT must detect the Radar Waveform 90% or more of the time.			

Test mode: Mode 4

Channel Bandwidth (MHz)	Test Channel Freq. (MHz)	99% Occupied Bandwidth (MHz)	UNII Detection Bandwidth Min. Limit (MHz)
20	5300 MHz	19.102	20.000
	5500 MHz	19.276	20.000
40	5310 MHz	38.494	39.000
	5510 MHz	38.494	39.000
80	5290 MHz	77.858	78.000
	5530 MHz	78.147	79.000
160	5250 MHz	79.016	80.000
	5570 MHz	156.729	157.000
UNII Detection Bandwidth is minimum 100% of the 99% power bandwidth. A single radar Burst is generated for a minimum of 10 trials, and the response of the UUT is noted. The UUT must detect the Radar Waveform 90% or more of the time.			

Test mode: Mode 5

Channel Bandwidth (MHz)	Test Channel Freq. (MHz)	99% Occupied Bandwidth (MHz)	UNII Detection Bandwidth Min. Limit (MHz)
20	5500 MHz	19.015	20.000
40	5510 MHz	38.639	39.000
80	5530 MHz	77.568	78.000
160	5570 MHz	155.426	156.000
UNII Detection Bandwidth is minimum 100% of the 99% power bandwidth. A single radar Burst is generated for a minimum of 10 trials, and the response of the UUT is noted. The UUT must detect the Radar Waveform 90% or more of the time.			

Test mode: Mode 6

Channel Bandwidth (MHz)	Test Channel Freq. (MHz)	99% Occupied Bandwidth (MHz)	UNII Detection Bandwidth Min. Limit (MHz)
20	5500 MHz	19.012	20.000
40	5510 MHz	38.494	39.000
80	5530 MHz	77.279	78.000
160	5570 MHz	157.163	158.000
UNII Detection Bandwidth is minimum 100% of the 99% power bandwidth. A single radar Burst is generated for a minimum of 10 trials, and the response of the UUT is noted. The UUT must detect the Radar Waveform 90% or more of the time.			

Test mode: Mode 7

Channel Bandwidth (MHz)	Test Channel Freq. (MHz)	99% Occupied Bandwidth (MHz)	UNII Detection Bandwidth Min. Limit (MHz)
20	5500 MHz	19.189	20.000
40	5510 MHz	38.350	39.000
80	5530 MHz	77.279	78.000
160	5570 MHz	155.426	156.000
UNII Detection Bandwidth is minimum 100% of the 99% power bandwidth. A single radar Burst is generated for a minimum of 10 trials, and the response of the UUT is noted. The UUT must detect the Radar Waveform 90% or more of the time.			

Test mode: Mode 8

Channel Bandwidth (MHz)	Test Channel Freq. (MHz)	99% Occupied Bandwidth (MHz)	UNII Detection Bandwidth Min. Limit (MHz)
20	5500 MHz	18.750	19.000
40	5510 MHz	38.350	39.000
80	5530 MHz	76.989	77.000
160	5570 MHz	157.163	158.000
UNII Detection Bandwidth is minimum 100% of the 99% power bandwidth. A single radar Burst is generated for a minimum of 10 trials, and the response of the UUT is noted. The UUT must detect the Radar Waveform 90% or more of the time.			

3.3.2 Measuring Instruments

Refer a test equipment and calibration data table in this test report.

3.3.3 Test Procedures

Test Method
☒ During the U-NII Detection Bandwidth detection test, radar type 0 is used and for each frequency step the minimum percentage of detection is 90 percent. Measurements are performed with no data traffic. The EUT is set up as a standalone device (no associated Client and no traffic). The radar frequency is increased in 1 MHz steps, repeating the above test sequence, until the detection rate falls below 90%. The highest frequency at which detection is greater than or equal to 90% is denoted as F_H. The radar frequency is decreased in 1 MHz steps, repeating the above test sequence, until the detection rate falls below 90%. The lowest frequency at which detection is greater than or equal to 90% is denoted as F_L. UNII Detection Bandwidth = F_H - F_L.

3.3.4 Test Result of UNII Detection Bandwidth

Test mode: Mode 1

EUT Frequency=5500 MHz											
Channel Bandwidth (MHz)	**20**										
Radar Frequency (MHz)	**DFS Detection Trials (1=Detection, 0= No Detection)**										
	1	**2**	**3**	**4**	**5**	**6**	**7**	**8**	**9**	**10**	**Detection Rate (%)**
5489	0	0	0	0	0	0	0	0	0	0	0
5490 (FL)	1	1	1	1	1	1	1	1	1	0	90
5491	1	1	1	1	1	1	1	1	1	1	100
5492	1	1	1	1	1	1	1	1	1	1	100
5493	1	1	1	1	1	1	1	1	1	1	100
5494	1	1	1	1	1	1	1	1	1	1	100
5495	1	1	1	1	1	1	1	1	1	1	100
5500	1	1	1	1	1	1	1	1	1	1	100
5505	1	1	1	1	1	1	1	1	1	1	100
5506	1	1	1	1	1	1	1	1	1	1	100
5507	1	1	1	1	1	1	1	1	1	1	100
5508	1	1	1	1	1	1	1	1	1	1	100
5509	1	1	1	1	1	1	1	1	1	1	100
5510 (FH)	0	1	1	1	1	1	1	1	1	1	90
5511	0	0	0	0	0	0	0	0	0	0	0
Radar Type 0-Detection Bandwidth (MHz) = (FH-FL) = (5510MHz-5490MHz)=											20.000
UNII Detection Bandwidth Min. Limit (MHz) =											20.000
Test Result											**Complied**

EUT Frequency=5510 MHz											
Channel Bandwidth (MHz)	**40**										
Radar Frequency (MHz)	**DFS Detection Trials (1=Detection, 0= No Detection)**										
	1	**2**	**3**	**4**	**5**	**6**	**7**	**8**	**9**	**10**	**Detection Rate (%)**
5489	0	0	0	0	0	0	0	0	0	0	0
5490 (FL)	1	1	1	1	1	1	0	1	1	1	90
5491	1	1	1	1	1	1	1	1	1	1	100
5492	1	1	1	1	1	1	1	1	1	1	100
5493	1	1	1	1	1	1	1	1	1	1	100
5494	1	1	1	1	1	1	1	1	1	1	100
5495	1	1	1	1	1	1	1	1	1	1	100
5500	1	1	1	1	1	1	1	1	1	1	100
5505	1	1	1	1	1	1	1	1	1	1	100
5510	1	1	1	1	1	1	1	1	1	1	100
5515	1	1	1	1	1	1	1	1	1	1	100
5520	1	1	1	1	1	1	1	1	1	1	100
5525	1	1	1	1	1	1	1	1	1	1	100
5526	1	1	1	1	1	1	1	1	1	1	100
5527	1	1	1	1	1	1	1	1	1	1	100
5528	1	1	1	1	1	1	1	1	1	1	100
5529	1	1	1	1	1	1	1	1	1	1	100
5530 (FH)	1	1	0	1	1	1	1	1	1	1	90
5531	0	0	0	0	0	0	0	0	0	0	0
Radar Type 0-Detection Bandwidth (MHz) = (FH-FL) = (5530MHz-5490MHz)=											40.000
UNII Detection Bandwidth Min. Limit (MHz) =											39.000
Test Result											**Complied**

EUT Frequency=5530 MHz											
Channel Bandwidth (MHz)	**80**										
Radar Frequency (MHz)	**DFS Detection Trials (1=Detection, 0= No Detection)**										
	1	**2**	**3**	**4**	**5**	**6**	**7**	**8**	**9**	**10**	**Detection Rate (%)**
5489	0	0	0	0	0	0	0	0	0	0	0
5490 (FL)	1	1	1	1	1	1	1	0	1	1	90
5491	1	1	1	1	1	1	1	1	1	1	100
5492	1	1	1	1	1	1	1	1	1	1	100
5493	1	1	1	1	1	1	1	1	1	1	100
5494	1	1	1	1	1	1	1	1	1	1	100
5495	1	1	1	1	1	1	1	1	1	1	100
5500	1	1	1	1	1	1	1	1	1	1	100
5505	1	1	1	1	1	1	1	1	1	1	100
5510	1	1	1	1	1	1	1	1	1	1	100
5515	1	1	1	1	1	1	1	1	1	1	100
5520	1	1	1	1	1	1	1	1	1	1	100
5525	1	1	1	1	1	1	1	1	1	1	100
5530	1	1	1	1	1	1	1	1	1	1	100
5535	1	1	1	1	1	1	1	1	1	1	100
5540	1	1	1	1	1	1	1	1	1	1	100
5545	1	1	1	1	1	1	1	1	1	1	100
5550	1	1	1	1	1	1	1	1	1	1	100
5555	1	1	1	1	1	1	1	1	1	1	100
5560	1	1	1	1	1	1	1	1	1	1	100
5565	1	1	1	1	1	1	1	1	1	1	100
5566	1	1	1	1	1	1	1	1	1	1	100
5567	1	1	1	1	1	1	1	1	1	1	100
5568	1	1	1	1	1	1	1	1	1	1	100
5569	1	1	1	1	1	1	1	1	1	1	100
5570 (FH)	1	0	1	1	1	1	1	1	1	1	90
5571	0	0	0	0	0	0	0	0	0	0	0
Radar Type 0-Detection Bandwidth (MHz) = (FH-FL) = (5570MHz-5490MHz)=											80.000
UNII Detection Bandwidth Min. Limit (MHz) =											78.000
Test Result											**Complied**

Test mode: Mode 2

EUT Frequency=5300 MHz											
Channel Bandwidth (MHz)	**20**										
Radar Frequency (MHz)	**DFS Detection Trials (1=Detection, 0= No Detection)**										
	1	**2**	**3**	**4**	**5**	**6**	**7**	**8**	**9**	**10**	**Detection Rate (%)**
5289	0	0	0	0	0	0	0	0	0	0	0
5290 (FL)	1	1	1	1	1	1	1	0	1	1	90
5291	1	1	1	1	1	1	1	1	1	1	100
5292	1	1	1	1	1	1	1	1	1	1	100
5293	1	1	1	1	1	1	1	1	1	1	100
5294	1	1	1	1	1	1	1	1	1	1	100
5295	1	1	1	1	1	1	1	1	1	1	100
5300	1	1	1	1	1	1	1	1	1	1	100
5305	1	1	1	1	1	1	1	1	1	1	100
5306	1	1	1	1	1	1	1	1	1	1	100
5307	1	1	1	1	1	1	1	1	1	1	100
5308	1	1	1	1	1	1	1	1	1	1	100
5309	1	1	1	1	1	1	1	1	1	1	100
5310 (FH)	1	1	1	0	1	1	1	1	1	1	90
5311	0	0	0	0	0	0	0	0	0	0	0
Radar Type 0-Detection Bandwidth (MHz) = (FH-FL) = (5310MHz-5290MHz)=											20.000
UNII Detection Bandwidth Min. Limit (MHz) =											20.000
Test Result											**Complied**

EUT Frequency=5500 MHz											
Channel Bandwidth (MHz)	**20**										
Radar Frequency (MHz)	**DFS Detection Trials (1=Detection, 0= No Detection)**										
	1	**2**	**3**	**4**	**5**	**6**	**7**	**8**	**9**	**10**	**Detection Rate (%)**
5489	0	0	0	0	0	0	0	0	0	0	0
5490 (FL)	1	1	1	1	1	1	0	1	1	1	90
5491	1	1	1	1	1	1	1	1	1	1	100
5492	1	1	1	1	1	1	1	1	1	1	100
5493	1	1	1	1	1	1	1	1	1	1	100
5494	1	1	1	1	1	1	1	1	1	1	100
5495	1	1	1	1	1	1	1	1	1	1	100
5500	1	1	1	1	1	1	1	1	1	1	100
5505	1	1	1	1	1	1	1	1	1	1	100
5506	1	1	1	1	1	1	1	1	1	1	100
5507	1	1	1	1	1	1	1	1	1	1	100
5508	1	1	1	1	1	1	1	1	1	1	100
5509	1	1	1	1	1	1	1	1	1	1	100
5510 (FH)	1	1	0	1	1	1	1	1	1	1	90
5511	0	0	0	0	0	0	0	0	0	0	0
Radar Type 0-Detection Bandwidth (MHz) = (FH-FL) = (5510MHz-5490MHz)=											20.000
UNII Detection Bandwidth Min. Limit (MHz) =											20.000
Test Result											**Complied**

EUT Frequency=5310 MHz											
Channel Bandwidth (MHz)	**40**										
Radar Frequency (MHz)	**DFS Detection Trials (1=Detection, 0= No Detection)**										
	1	**2**	**3**	**4**	**5**	**6**	**7**	**8**	**9**	**10**	**Detection Rate (%)**
5289	0	0	0	0	0	0	0	0	0	0	0
5290 (FL)	1	1	0	1	1	1	1	1	1	1	90
5291	1	1	1	1	1	1	1	1	1	1	100
5292	1	1	1	1	1	1	1	1	1	1	100
5293	1	1	1	1	1	1	1	1	1	1	100
5294	1	1	1	1	1	1	1	1	1	1	100
5295	1	1	1	1	1	1	1	1	1	1	100
5300	1	1	1	1	1	1	1	1	1	1	100
5305	1	1	1	1	1	1	1	1	1	1	100
5310	1	1	1	1	1	1	1	1	1	1	100
5315	1	1	1	1	1	1	1	1	1	1	100
5320	1	1	1	1	1	1	1	1	1	1	100
5325	1	1	1	1	1	1	1	1	1	1	100
5326	1	1	1	1	1	1	1	1	1	1	100
5327	1	1	1	1	1	1	1	1	1	1	100
5328	1	1	1	1	1	1	1	1	1	1	100
5329	1	1	1	1	1	1	1	1	1	1	100
5330 (FH)	1	0	1	1	1	1	1	1	1	1	90
5331	0	0	0	0	0	0	0	0	0	0	0
Radar Type 0-Detection Bandwidth (MHz) = (FH-FL) = (5330MHz-5290MHz)=											40.000
UNII Detection Bandwidth Min. Limit (MHz) =											39.000
Test Result											**Complied**

EUT Frequency=5510 MHz											
Channel Bandwidth (MHz)	**40**										
Radar Frequency (MHz)	**DFS Detection Trials (1=Detection, 0= No Detection)**										
	1	**2**	**3**	**4**	**5**	**6**	**7**	**8**	**9**	**10**	**Detection Rate (%)**
5489	0	0	0	0	0	0	0	0	0	0	0
5490 (FL)	1	1	1	1	1	0	1	1	1	1	90
5491	1	1	1	1	1	1	1	1	1	1	100
5492	1	1	1	1	1	1	1	1	1	1	100
5493	1	1	1	1	1	1	1	1	1	1	100
5494	1	1	1	1	1	1	1	1	1	1	100
5495	1	1	1	1	1	1	1	1	1	1	100
5500	1	1	1	1	1	1	1	1	1	1	100
5505	1	1	1	1	1	1	1	1	1	1	100
5510	1	1	1	1	1	1	1	1	1	1	100
5515	1	1	1	1	1	1	1	1	1	1	100
5520	1	1	1	1	1	1	1	1	1	1	100
5525	1	1	1	1	1	1	1	1	1	1	100
5526	1	1	1	1	1	1	1	1	1	1	100
5527	1	1	1	1	1	1	1	1	1	1	100
5528	1	1	1	1	1	1	1	1	1	1	100
5529	1	1	1	1	1	1	1	1	1	1	100
5530 (FH)	1	1	1	1	1	1	1	1	0	1	90
5531	0	0	0	0	0	0	0	0	0	0	0
Radar Type 0-Detection Bandwidth (MHz) = (FH-FL) = (5530MHz-5491MHz)=											40.000
UNII Detection Bandwidth Min. Limit (MHz) =											39.000
Test Result											**Complied**

EUT Frequency=5290 MHz											
Channel Bandwidth (MHz)	**80**										
Radar Frequency (MHz)	**DFS Detection Trials (1=Detection, 0= No Detection)**										
	1	**2**	**3**	**4**	**5**	**6**	**7**	**8**	**9**	**10**	**Detection Rate (%)**
5249	0	0	0	0	0	0	0	0	0	0	0
5250 (FL)	1	1	1	1	1	1	0	1	1	1	90
5251	1	1	1	1	1	1	1	1	1	1	100
5252	1	1	1	1	1	1	1	1	1	1	100
5253	1	1	1	1	1	1	1	1	1	1	100
5254	1	1	1	1	1	1	1	1	1	1	100
5255	1	1	1	1	1	1	1	1	1	1	100
5260	1	1	1	1	1	1	1	1	1	1	100
5265	1	1	1	1	1	1	1	1	1	1	100
5270	1	1	1	1	1	1	1	1	1	1	100
5275	1	1	1	1	1	1	1	1	1	1	100
5280	1	1	1	1	1	1	1	1	1	1	100
5285	1	1	1	1	1	1	1	1	1	1	100
5290	1	1	1	1	1	1	1	1	1	1	100
5295	1	1	1	1	1	1	1	1	1	1	100
5300	1	1	1	1	1	1	1	1	1	1	100
5305	1	1	1	1	1	1	1	1	1	1	100
5310	1	1	1	1	1	1	1	1	1	1	100
5315	1	1	1	1	1	1	1	1	1	1	100
5320	1	1	1	1	1	1	1	1	1	1	100
5325	1	1	1	1	1	1	1	1	1	1	100
5326	1	1	1	1	1	1	1	1	1	1	100
5327	1	1	1	1	1	1	1	1	1	1	100
5328	1	1	1	1	1	1	1	1	1	1	100
5329	1	1	1	1	1	1	1	1	1	1	100
5330 (FH)	1	1	0	1	1	1	1	1	1	1	90
5331	0	0	0	0	0	0	0	0	0	0	0
Radar Type 0-Detection Bandwidth (MHz) = (FH-FL) = (5330MHz-5250MHz)=											80.000
UNII Detection Bandwidth Min. Limit (MHz) =											78.000
Test Result											**Complied**

EUT Frequency=5530 MHz											
Channel Bandwidth (MHz)	**80**										
Radar Frequency (MHz)	**DFS Detection Trials (1=Detection, 0= No Detection)**										
	1	**2**	**3**	**4**	**5**	**6**	**7**	**8**	**9**	**10**	**Detection Rate (%)**
5489	0	0	0	0	0	0	0	0	0	0	0
5490 (FL)	1	1	1	1	0	1	1	1	1	1	90
5491	1	1	1	1	1	1	1	1	1	1	100
5492	1	1	1	1	1	1	1	1	1	1	100
5493	1	1	1	1	1	1	1	1	1	1	100
5494	1	1	1	1	1	1	1	1	1	1	100
5495	1	1	1	1	1	1	1	1	1	1	100
5500	1	1	1	1	1	1	1	1	1	1	100
5505	1	1	1	1	1	1	1	1	1	1	100
5510	1	1	1	1	1	1	1	1	1	1	100
5515	1	1	1	1	1	1	1	1	1	1	100
5520	1	1	1	1	1	1	1	1	1	1	100
5525	1	1	1	1	1	1	1	1	1	1	100
5530	1	1	1	1	1	1	1	1	1	1	100
5535	1	1	1	1	1	1	1	1	1	1	100
5540	1	1	1	1	1	1	1	1	1	1	100
5545	1	1	1	1	1	1	1	1	1	1	100
5550	1	1	1	1	1	1	1	1	1	1	100
5555	1	1	1	1	1	1	1	1	1	1	100
5560	1	1	1	1	1	1	1	1	1	1	100
5565	1	1	1	1	1	1	1	1	1	1	100
5566	1	1	1	1	1	1	1	1	1	1	100
5567	1	1	1	1	1	1	1	1	1	1	100
5568	1	1	1	1	1	1	1	1	1	1	100
5569	1	1	1	1	1	1	1	1	1	1	100
5570 (FH)	1	1	1	1	1	1	1	1	1	1	100
5571	0	0	0	0	0	0	0	0	0	0	0
Radar Type 0-Detection Bandwidth (MHz) = (FH-FL) = (5570MHz-5490MHz)=											80.000
UNII Detection Bandwidth Min. Limit (MHz) =											79.000
Test Result											**Complied**

Test mode: Mode 3

EUT Frequency=5500 MHz											
Channel Bandwidth (MHz)	**20**										
Radar Frequency (MHz)	**DFS Detection Trials (1=Detection, 0= No Detection)**										
	1	**2**	**3**	**4**	**5**	**6**	**7**	**8**	**9**	**10**	**Detection Rate (%)**
5489	0	0	0	0	0	0	0	0	0	0	0
5490 (FL)	0	1	1	1	1	1	1	1	1	1	90
5491	1	1	1	1	1	1	1	1	1	1	100
5492	1	1	1	1	1	1	1	1	1	1	100
5493	1	1	1	1	1	1	1	1	1	1	100
5494	1	1	1	1	1	1	1	1	1	1	100
5495	1	1	1	1	1	1	1	1	1	1	100
5500	1	1	1	1	1	1	1	1	1	1	100
5505	1	1	1	1	1	1	1	1	1	1	100
5506	1	1	1	1	1	1	1	1	1	1	100
5507	1	1	1	1	1	1	1	1	1	1	100
5508	1	1	1	1	1	1	1	1	1	1	100
5509	1	1	1	1	1	1	1	1	1	1	100
5510 (FH)	1	1	1	1	1	1	0	1	1	1	90
5511	0	0	0	0	0	0	0	0	0	0	0
Radar Type 0-Detection Bandwidth (MHz) = (FH-FL) = (5510MHz-5490MHz)=											20.000
UNII Detection Bandwidth Min. Limit (MHz) =											20.000
Test Result											**Complied**

EUT Frequency=5510 MHz											
Channel Bandwidth (MHz)	**40**										
Radar Frequency (MHz)	**DFS Detection Trials (1=Detection, 0= No Detection)**										
	1	**2**	**3**	**4**	**5**	**6**	**7**	**8**	**9**	**10**	**Detection Rate (%)**
5489	0	0	0	0	0	0	0	0	0	0	0
5490 (FL)	1	1	0	1	1	1	1	1	1	1	90
5491	1	1	1	1	1	1	1	1	1	1	100
5492	1	1	1	1	1	1	1	1	1	1	100
5493	1	1	1	1	1	1	1	1	1	1	100
5494	1	1	1	1	1	1	1	1	1	1	100
5495	1	1	1	1	1	1	1	1	1	1	100
5500	1	1	1	1	1	1	1	1	1	1	100
5505	1	1	1	1	1	1	1	1	1	1	100
5510	1	1	1	1	1	1	1	1	1	1	100
5515	1	1	1	1	1	1	1	1	1	1	100
5520	1	1	1	1	1	1	1	1	1	1	100
5525	1	1	1	1	1	1	1	1	1	1	100
5526	1	1	1	1	1	1	1	1	1	1	100
5527	1	1	1	1	1	1	1	1	1	1	100
5528	1	1	1	1	1	1	1	1	1	1	100
5529	1	1	1	1	1	1	1	1	1	1	100
5530 (FH)	1	1	1	1	1	1	1	1	1	0	90
5531	0	0	0	0	0	0	0	0	0	0	0
Radar Type 0-Detection Bandwidth (MHz) = (FH-FL) = (5530MHz-5490MHz)=											40.000
UNII Detection Bandwidth Min. Limit (MHz) =											39.000
Test Result											**Complied**

EUT Frequency=5530 MHz											
Channel Bandwidth (MHz)	**80**										
Radar Frequency (MHz)	**DFS Detection Trials (1=Detection, 0= No Detection)**										
	1	**2**	**3**	**4**	**5**	**6**	**7**	**8**	**9**	**10**	**Detection Rate (%)**
5489	0	0	0	0	0	0	0	0	0	0	0
5490 (FL)	1	1	1	1	1	1	0	1	1	1	90
5491	1	1	1	1	1	1	1	1	1	1	100
5492	1	1	1	1	1	1	1	1	1	1	100
5493	1	1	1	1	1	1	1	1	1	1	100
5494	1	1	1	1	1	1	1	1	1	1	100
5495	1	1	1	1	1	1	1	1	1	1	100
5500	1	1	1	1	1	1	1	1	1	1	100
5505	1	1	1	1	1	1	1	1	1	1	100
5510	1	1	1	1	1	1	1	1	1	1	100
5515	1	1	1	1	1	1	1	1	1	1	100
5520	1	1	1	1	1	1	1	1	1	1	100
5525	1	1	1	1	1	1	1	1	1	1	100
5530	1	1	1	1	1	1	1	1	1	1	100
5535	1	1	1	1	1	1	1	1	1	1	100
5540	1	1	1	1	1	1	1	1	1	1	100
5545	1	1	1	1	1	1	1	1	1	1	100
5550	1	1	1	1	1	1	1	1	1	1	100
5555	1	1	1	1	1	1	1	1	1	1	100
5560	1	1	1	1	1	1	1	1	1	1	100
5565	1	1	1	1	1	1	1	1	1	1	100
5566	1	1	1	1	1	1	1	1	1	1	100
5567	1	1	1	1	1	1	1	1	1	1	100
5568	1	1	1	1	1	1	1	1	1	1	100
5569	1	1	1	1	1	1	1	1	1	1	100
5570 (FH)	1	1	1	1	0	1	1	1	1	1	90
5571	0	0	0	0	0	0	0	0	0	0	0
Radar Type 0-Detection Bandwidth (MHz) = (FH-FL) = (5570MHz-5490MHz)=											80.000
UNII Detection Bandwidth Min. Limit (MHz) =											78.000
Test Result											**Complied**

EUT Frequency=5570 MHz											
Channel Bandwidth (MHz)	**160**										
Radar Frequency (MHz)	**DFS Detection Trials (1=Detection, 0= No Detection)**										
	1	**2**	**3**	**4**	**5**	**6**	**7**	**8**	**9**	**10**	**Detection Rate (%)**
5489	0	0	0	0	0	0	0	0	0	0	0
5490 (FL)	1	1	1	1	1	1	1	1	1	0	90
5491	1	1	1	1	1	1	1	1	1	1	100
5492	1	1	1	1	1	1	1	1	1	1	100
5493	1	1	1	1	1	1	1	1	1	1	100
5494	1	1	1	1	1	1	1	1	1	1	100
5495	1	1	1	1	1	1	1	1	1	1	100
5500	1	1	1	1	1	1	1	1	1	1	100
5505	1	1	1	1	1	1	1	1	1	1	100
5510	1	1	1	1	1	1	1	1	1	1	100
5515	1	1	1	1	1	1	1	1	1	1	100
5520	1	1	1	1	1	1	1	1	1	1	100
5525	1	1	1	1	1	1	1	1	1	1	100
5530	1	1	1	1	1	1	1	1	1	1	100
5535	1	1	1	1	1	1	1	1	1	1	100
5540	1	1	1	1	1	1	1	1	1	1	100
5545	1	1	1	1	1	1	1	1	1	1	100
5550	1	1	1	1	1	1	1	1	1	1	100
5555	1	1	1	1	1	1	1	1	1	1	100
5560	1	1	1	1	1	1	1	1	1	1	100
5565	1	1	1	1	1	1	1	1	1	1	100
5570	1	1	1	1	1	1	1	1	1	1	100
5575	1	1	1	1	1	1	1	1	1	1	100
5580	1	1	1	1	1	1	1	1	1	1	100
5585	1	1	1	1	1	1	1	1	1	1	100
5590	1	1	1	1	1	1	1	1	1	1	100
5595	1	1	1	1	1	1	1	1	1	1	100
5600	1	1	1	1	1	1	1	1	1	1	100
5605	1	1	1	1	1	1	1	1	1	1	100
5610	1	1	1	1	1	1	1	1	1	1	100
5615	1	1	1	1	1	1	1	1	1	1	100
5620	1	1	1	1	1	1	1	1	1	1	100
5625	1	1	1	1	1	1	1	1	1	1	100
5630	1	1	1	1	1	1	1	1	1	1	100
5635	1	1	1	1	1	1	1	1	1	1	100
5640	1	1	1	1	1	1	1	1	1	1	100
5645	1	1	1	1	1	1	1	1	1	1	100
5646	1	1	1	1	1	1	1	1	1	1	100
5647	1	1	1	1	1	1	1	1	1	1	100
5648	1	1	1	1	1	1	1	1	1	1	100
5649	1	1	1	1	1	1	1	1	1	1	100
5650 (FH)	1	1	1	1	0	1	1	1	1	1	90
5651	0	0	0	0	0	0	0	0	0	0	0
Radar Type 0-Detection Bandwidth (MHz) = (FH-FL) = (5650MHz-5490MHz)=											160.000
UNII Detection Bandwidth Min. Limit (MHz) =											158.000
Test Result											**Complied**

Test mode: Mode 4

EUT Frequency=5300 MHz											
Channel Bandwidth (MHz)	**20**										
Radar Frequency (MHz)	**DFS Detection Trials (1=Detection, 0= No Detection)**										
	1	**2**	**3**	**4**	**5**	**6**	**7**	**8**	**9**	**10**	**Detection Rate (%)**
5289	0	0	0	0	0	0	0	0	0	0	0
5290 (FL)	1	1	1	1	1	1	1	0	1	1	90
5291	1	1	1	1	1	1	1	1	1	1	100
5292	1	1	1	1	1	1	1	1	1	1	100
5293	1	1	1	1	1	1	1	1	1	1	100
5294	1	1	1	1	1	1	1	1	1	1	100
5295	1	1	1	1	1	1	1	1	1	1	100
5300	1	1	1	1	1	1	1	1	1	1	100
5305	1	1	1	1	1	1	1	1	1	1	100
5306	1	1	1	1	1	1	1	1	1	1	100
5307	1	1	1	1	1	1	1	1	1	1	100
5308	1	1	1	1	1	1	1	1	1	1	100
5309	1	1	1	1	1	1	1	1	1	1	100
5310 (FH)	1	1	1	0	1	1	1	1	1	1	90
5311	0	0	0	0	0	0	0	0	0	0	0
Radar Type 0-Detection Bandwidth (MHz) = (FH-FL) = (5310MHz-5290MHz)=											20.000
UNII Detection Bandwidth Min. Limit (MHz) =											20.000
Test Result											**Complied**

EUT Frequency=5500 MHz											
Channel Bandwidth (MHz)	**20**										
Radar Frequency (MHz)	**DFS Detection Trials (1=Detection, 0= No Detection)**										
	1	**2**	**3**	**4**	**5**	**6**	**7**	**8**	**9**	**10**	**Detection Rate (%)**
5489	0	0	0	0	0	0	0	0	0	0	0
5490 (FL)	0	1	1	1	1	1	1	1	1	1	90
5491	1	1	1	1	1	1	1	1	1	1	100
5492	1	1	1	1	1	1	1	1	1	1	100
5493	1	1	1	1	1	1	1	1	1	1	100
5494	1	1	1	1	1	1	1	1	1	1	100
5495	1	1	1	1	1	1	1	1	1	1	100
5500	1	1	1	1	1	1	1	1	1	1	100
5505	1	1	1	1	1	1	1	1	1	1	100
5506	1	1	1	1	1	1	1	1	1	1	100
5507	1	1	1	1	1	1	1	1	1	1	100
5508	1	1	1	1	1	1	1	1	1	1	100
5509	1	1	1	1	1	1	1	1	1	1	100
5510 (FH)	1	1	1	1	1	1	0	1	1	1	90
5511	0	0	0	0	0	0	0	0	0	0	0
Radar Type 0-Detection Bandwidth (MHz) = (FH-FL) = (5510MHz-5490MHz)=											20.000
UNII Detection Bandwidth Min. Limit (MHz) =											20.000
Test Result											**Complied**

EUT Frequency=5310 MHz											
Channel Bandwidth (MHz)	**40**										
Radar Frequency (MHz)	**DFS Detection Trials (1=Detection, 0= No Detection)**										
	1	**2**	**3**	**4**	**5**	**6**	**7**	**8**	**9**	**10**	**Detection Rate (%)**
5289	0	0	0	0	0	0	0	0	0	0	0
5290 (FL)	1	1	0	1	1	1	1	1	1	1	90
5291	1	1	1	1	1	1	1	1	1	1	100
5292	1	1	1	1	1	1	1	1	1	1	100
5293	1	1	1	1	1	1	1	1	1	1	100
5294	1	1	1	1	1	1	1	1	1	1	100
5295	1	1	1	1	1	1	1	1	1	1	100
5300	1	1	1	1	1	1	1	1	1	1	100
5305	1	1	1	1	1	1	1	1	1	1	100
5310	1	1	1	1	1	1	1	1	1	1	100
5315	1	1	1	1	1	1	1	1	1	1	100
5320	1	1	1	1	1	1	1	1	1	1	100
5325	1	1	1	1	1	1	1	1	1	1	100
5326	1	1	1	1	1	1	1	1	1	1	100
5327	1	1	1	1	1	1	1	1	1	1	100
5328	1	1	1	1	1	1	1	1	1	1	100
5329	1	1	1	1	1	1	1	1	1	1	100
5330 (FH)	1	0	1	1	1	1	1	1	1	1	90
5331	0	0	0	0	0	0	0	0	0	0	0
Radar Type 0-Detection Bandwidth (MHz) = (FH-FL) = (5330MHz-5290MHz)=											40.000
UNII Detection Bandwidth Min. Limit (MHz) =											39.000
Test Result											**Complied**

EUT Frequency=5510 MHz											
Channel Bandwidth (MHz)	**40**										
Radar Frequency (MHz)	**DFS Detection Trials (1=Detection, 0= No Detection)**										
	1	**2**	**3**	**4**	**5**	**6**	**7**	**8**	**9**	**10**	**Detection Rate (%)**
5489	0	0	0	0	0	0	0	0	0	0	0
5490 (FL)	1	1	0	1	1	1	1	1	1	1	90
5491	1	1	1	1	1	1	1	1	1	1	100
5492	1	1	1	1	1	1	1	1	1	1	100
5493	1	1	1	1	1	1	1	1	1	1	100
5494	1	1	1	1	1	1	1	1	1	1	100
5495	1	1	1	1	1	1	1	1	1	1	100
5500	1	1	1	1	1	1	1	1	1	1	100
5505	1	1	1	1	1	1	1	1	1	1	100
5510	1	1	1	1	1	1	1	1	1	1	100
5515	1	1	1	1	1	1	1	1	1	1	100
5520	1	1	1	1	1	1	1	1	1	1	100
5525	1	1	1	1	1	1	1	1	1	1	100
5526	1	1	1	1	1	1	1	1	1	1	100
5527	1	1	1	1	1	1	1	1	1	1	100
5528	1	1	1	1	1	1	1	1	1	1	100
5529	1	1	1	1	1	1	1	1	1	1	100
5530 (FH)	1	1	1	1	1	1	1	1	1	0	90
5531	0	0	0	0	0	0	0	0	0	0	0
Radar Type 0-Detection Bandwidth (MHz) = (FH-FL) = (5530MHz-5490MHz)=											40.000
UNII Detection Bandwidth Min. Limit (MHz) =											39.000
Test Result											**Complied**

EUT Frequency=5290 MHz											
Channel Bandwidth (MHz)	**80**										
Radar Frequency (MHz)	**DFS Detection Trials (1=Detection, 0= No Detection)**										
	1	**2**	**3**	**4**	**5**	**6**	**7**	**8**	**9**	**10**	**Detection Rate (%)**
5249	0	0	0	0	0	0	0	0	0	0	0
5250 (FL)	1	1	1	1	1	1	0	1	1	1	90
5251	1	1	1	1	1	1	1	1	1	1	100
5252	1	1	1	1	1	1	1	1	1	1	100
5253	1	1	1	1	1	1	1	1	1	1	100
5254	1	1	1	1	1	1	1	1	1	1	100
5255	1	1	1	1	1	1	1	1	1	1	100
5260	1	1	1	1	1	1	1	1	1	1	100
5265	1	1	1	1	1	1	1	1	1	1	100
5270	1	1	1	1	1	1	1	1	1	1	100
5275	1	1	1	1	1	1	1	1	1	1	100
5280	1	1	1	1	1	1	1	1	1	1	100
5285	1	1	1	1	1	1	1	1	1	1	100
5290	1	1	1	1	1	1	1	1	1	1	100
5295	1	1	1	1	1	1	1	1	1	1	100
5300	1	1	1	1	1	1	1	1	1	1	100
5305	1	1	1	1	1	1	1	1	1	1	100
5310	1	1	1	1	1	1	1	1	1	1	100
5315	1	1	1	1	1	1	1	1	1	1	100
5320	1	1	1	1	1	1	1	1	1	1	100
5325	1	1	1	1	1	1	1	1	1	1	100
5326	1	1	1	1	1	1	1	1	1	1	100
5327	1	1	1	1	1	1	1	1	1	1	100
5328	1	1	1	1	1	1	1	1	1	1	100
5329 (FH)	1	1	1	1	1	1	0	1	1	1	90
5330	0	0	0	0	0	0	0	0	0	0	0
Radar Type 0-Detection Bandwidth (MHz) = (FH-FL) = (5329MHz-5250MHz)=											79.000
UNII Detection Bandwidth Min. Limit (MHz) =											78.000
Test Result											**Complied**

EUT Frequency=5530 MHz											
Channel Bandwidth (MHz)	**80**										
Radar Frequency (MHz)	**DFS Detection Trials (1=Detection, 0= No Detection)**										
	1	**2**	**3**	**4**	**5**	**6**	**7**	**8**	**9**	**10**	**Detection Rate (%)**
5489	0	0	0	0	0	0	0	0	0	0	0
5490 (FL)	1	1	1	1	1	1	0	1	1	1	90
5491	1	1	1	1	1	1	1	1	1	1	100
5492	1	1	1	1	1	1	1	1	1	1	100
5493	1	1	1	1	1	1	1	1	1	1	100
5494	1	1	1	1	1	1	1	1	1	1	100
5495	1	1	1	1	1	1	1	1	1	1	100
5500	1	1	1	1	1	1	1	1	1	1	100
5505	1	1	1	1	1	1	1	1	1	1	100
5510	1	1	1	1	1	1	1	1	1	1	100
5515	1	1	1	1	1	1	1	1	1	1	100
5520	1	1	1	1	1	1	1	1	1	1	100
5525	1	1	1	1	1	1	1	1	1	1	100
5530	1	1	1	1	1	1	1	1	1	1	100
5535	1	1	1	1	1	1	1	1	1	1	100
5540	1	1	1	1	1	1	1	1	1	1	100
5545	1	1	1	1	1	1	1	1	1	1	100
5550	1	1	1	1	1	1	1	1	1	1	100
5555	1	1	1	1	1	1	1	1	1	1	100
5560	1	1	1	1	1	1	1	1	1	1	100
5565	1	1	1	1	1	1	1	1	1	1	100
5566	1	1	1	1	1	1	1	1	1	1	100
5567	1	1	1	1	1	1	1	1	1	1	100
5568	1	1	1	1	1	1	1	1	1	1	100
5569	1	1	1	1	1	1	1	1	1	1	100
5570 (FH)	1	1	1	1	0	1	1	1	1	1	90
5571	0	0	0	0	0	0	0	0	0	0	0
Radar Type 0-Detection Bandwidth (MHz) = (FH-FL) = (5570MHz-5490MHz)=											80.000
UNII Detection Bandwidth Min. Limit (MHz) =											79.000
Test Result											**Complied**

EUT Frequency=5250 MHz											
Channel Bandwidth (MHz)	**160**										
Radar Frequency (MHz)	**DFS Detection Trials (1=Detection, 0= No Detection)**										
	1	**2**	**3**	**4**	**5**	**6**	**7**	**8**	**9**	**10**	**Detection Rate (%)**
5249	0	0	0	0	0	0	0	0	0	0	0
5250 (FL)	1	1	1	1	0	1	1	1	1	1	90
5251	1	1	1	1	1	1	1	1	1	1	100
5252	1	1	1	1	1	1	1	1	1	1	100
5253	1	1	1	1	1	1	1	1	1	1	100
5254	1	1	1	1	1	1	1	1	1	1	100
5255	1	1	1	1	1	1	1	1	1	1	100
5260	1	1	1	1	1	1	1	1	1	1	100
5265	1	1	1	1	1	1	1	1	1	1	100
5270	1	1	1	1	1	1	1	1	1	1	100
5275	1	1	1	1	1	1	1	1	1	1	100
5280	1	1	1	1	1	1	1	1	1	1	100
5285	1	1	1	1	1	1	1	1	1	1	100
5290	1	1	1	1	1	1	1	1	1	1	100
5295	1	1	1	1	1	1	1	1	1	1	100
5300	1	1	1	1	1	1	1	1	1	1	100
5305	1	1	1	1	1	1	1	1	1	1	100
5310	1	1	1	1	1	1	1	1	1	1	100
5315	1	1	1	1	1	1	1	1	1	1	100
5320	1	1	1	1	1	1	1	1	1	1	100
5325	1	1	1	1	1	1	1	1	1	1	100
5326	1	1	1	1	1	1	1	1	1	1	100
5327	1	1	1	1	1	1	1	1	1	1	100
5328	1	1	1	1	1	1	1	1	1	1	100
5329	1	1	1	1	1	1	1	1	1	1	100
5330 (FH)	1	1	1	1	1	1	0	1	1	1	90
5331	0	0	0	0	0	0	0	0	0	0	0
Radar Type 0-Detection Bandwidth (MHz) = (FH-FL) = (5330MHz-5250MHz)=											80.000
UNII Detection Bandwidth Min. Limit (MHz) =											80.000
Test Result											**Complied**

EUT Frequency=5570 MHz											
Channel Bandwidth (MHz)	**160**										
Radar Frequency (MHz)	**DFS Detection Trials (1=Detection, 0= No Detection)**										
	1	**2**	**3**	**4**	**5**	**6**	**7**	**8**	**9**	**10**	**Detection Rate (%)**
5490	0	0	0	0	0	0	0	0	0	0	0
5490.9 (FL)	1	1	1	1	1	1	1	1	1	0	90
5491	1	1	1	1	1	1	1	1	1	1	100
5492	1	1	1	1	1	1	1	1	1	1	100
5493	1	1	1	1	1	1	1	1	1	1	100
5494	1	1	1	1	1	1	1	1	1	1	100
5495	1	1	1	1	1	1	1	1	1	1	100
5500	1	1	1	1	1	1	1	1	1	1	100
5505	1	1	1	1	1	1	1	1	1	1	100
5510	1	1	1	1	1	1	1	1	1	1	100
5515	1	1	1	1	1	1	1	1	1	1	100
5520	1	1	1	1	1	1	1	1	1	1	100
5525	1	1	1	1	1	1	1	1	1	1	100
5530	1	1	1	1	1	1	1	1	1	1	100
5535	1	1	1	1	1	1	1	1	1	1	100
5540	1	1	1	1	1	1	1	1	1	1	100
5545	1	1	1	1	1	1	1	1	1	1	100
5550	1	1	1	1	1	1	1	1	1	1	100
5555	1	1	1	1	1	1	1	1	1	1	100
5560	1	1	1	1	1	1	1	1	1	1	100
5565	1	1	1	1	1	1	1	1	1	1	100
5570	1	1	1	1	1	1	1	1	1	1	100
5575	1	1	1	1	1	1	1	1	1	1	100
5580	1	1	1	1	1	1	1	1	1	1	100
5585	1	1	1	1	1	1	1	1	1	1	100
5590	1	1	1	1	1	1	1	1	1	1	100
5595	1	1	1	1	1	1	1	1	1	1	100
5600	1	1	1	1	1	1	1	1	1	1	100
5605	1	1	1	1	1	1	1	1	1	1	100
5610	1	1	1	1	1	1	1	1	1	1	100
5615	1	1	1	1	1	1	1	1	1	1	100
5620	1	1	1	1	1	1	1	1	1	1	100
5625	1	1	1	1	1	1	1	1	1	1	100
5630	1	1	1	1	1	1	1	1	1	1	100
5635	1	1	1	1	1	1	1	1	1	1	100
5640	1	1	1	1	1	1	1	1	1	1	100
5645	1	1	1	1	1	1	1	1	1	1	100
5646	1	1	1	1	1	1	1	1	1	1	100
5647	1	1	1	1	1	1	1	1	1	1	100
5648	1	1	1	1	1	1	1	1	1	1	100
5649	1	1	1	1	1	1	1	1	1	1	100
5650 (FH)	1	1	1	1	0	1	1	1	1	1	90
5651	0	0	0	0	0	0	0	0	0	0	0
Radar Type 0-Detection Bandwidth (MHz) = (FH-FL) = (5650MHz-5490MHz)=											159.100
UNII Detection Bandwidth Min. Limit (MHz) =											157.000
Test Result											**Complied**

Test mode: Mode 5

EUT Frequency=5500 MHz											
Channel Bandwidth (MHz)	**20**										
Radar Frequency (MHz)	**DFS Detection Trials (1=Detection, 0= No Detection)**										
	1	**2**	**3**	**4**	**5**	**6**	**7**	**8**	**9**	**10**	**Detection Rate (%)**
5489	0	0	0	0	0	0	0	0	0	0	0
5490 (FL)	1	1	0	1	1	1	1	1	1	1	90
5491	1	1	1	1	1	1	1	1	1	1	100
5492	1	1	1	1	1	1	1	1	1	1	100
5493	1	1	1	1	1	1	1	1	1	1	100
5494	1	1	1	1	1	1	1	1	1	1	100
5495	1	1	1	1	1	1	1	1	1	1	100
5500	1	1	1	1	1	1	1	1	1	1	100
5505	1	1	1	1	1	1	1	1	1	1	100
5506	1	1	1	1	1	1	1	1	1	1	100
5507	1	1	1	1	1	1	1	1	1	1	100
5508	1	1	1	1	1	1	1	1	1	1	100
5509	1	1	1	1	1	1	1	1	1	1	100
5510 (FH)	1	1	1	0	1	1	1	1	1	1	90
5511	0	0	0	0	0	0	0	0	0	0	0
Radar Type 0-Detection Bandwidth (MHz) = (FH-FL) = (5510MHz-5490MHz)=											20.000
UNII Detection Bandwidth Min. Limit (MHz) =											20.000
Test Result											**Complied**

EUT Frequency=5510 MHz											
Channel Bandwidth (MHz)	**40**										
Radar Frequency (MHz)	**DFS Detection Trials (1=Detection, 0= No Detection)**										
	1	**2**	**3**	**4**	**5**	**6**	**7**	**8**	**9**	**10**	**Detection Rate (%)**
5489	0	0	0	0	0	0	0	0	0	0	0
5490 (FL)	1	1	1	1	1	1	1	1	1	1	100
5491	1	1	1	1	1	1	1	1	1	1	100
5492	1	1	1	1	1	1	1	1	1	1	100
5493	1	1	1	1	1	1	1	1	1	1	100
5494	1	1	1	1	1	1	1	1	1	1	100
5495	1	1	1	1	1	1	1	1	1	1	100
5500	1	1	1	1	1	1	1	1	1	1	100
5505	1	1	1	1	1	1	1	1	1	1	100
5510	1	1	1	1	1	1	1	1	1	1	100
5515	1	1	1	1	1	1	1	1	1	1	100
5520	1	1	1	1	1	1	1	1	1	1	100
5525	1	1	1	1	1	1	1	1	1	1	100
5526	1	1	1	1	1	1	1	1	1	1	100
5527	1	1	1	1	1	1	1	1	1	1	100
5528	1	1	1	1	1	1	1	1	1	1	100
5529	1	1	1	1	1	1	1	1	1	1	100
5530 (FH)	1	1	1	1	1	1	1	1	1	0	90
5531	0	0	0	0	0	0	0	0	0	0	0
Radar Type 0-Detection Bandwidth (MHz) = (FH-FL) = (5530MHz-5490MHz)=											40.000
UNII Detection Bandwidth Min. Limit (MHz) =											39.000
Test Result											**Complied**

EUT Frequency=5530 MHz											
Channel Bandwidth (MHz)	**80**										
Radar Frequency (MHz)	**DFS Detection Trials (1=Detection, 0= No Detection)**										
	1	**2**	**3**	**4**	**5**	**6**	**7**	**8**	**9**	**10**	**Detection Rate (%)**
5490	0	0	0	0	0	0	0	0	0	0	0
5491 (FL)	1	1	1	1	1	1	1	1	0	1	90
5492	1	1	1	1	1	1	1	1	1	1	100
5493	1	1	1	1	1	1	1	1	1	1	100
5494	1	1	1	1	1	1	1	1	1	1	100
5495	1	1	1	1	1	1	1	1	1	1	100
5500	1	1	1	1	1	1	1	1	1	1	100
5505	1	1	1	1	1	1	1	1	1	1	100
5510	1	1	1	1	1	1	1	1	1	1	100
5515	1	1	1	1	1	1	1	1	1	1	100
5520	1	1	1	1	1	1	1	1	1	1	100
5525	1	1	1	1	1	1	1	1	1	1	100
5530	1	1	1	1	1	1	1	1	1	1	100
5535	1	1	1	1	1	1	1	1	1	1	100
5540	1	1	1	1	1	1	1	1	1	1	100
5545	1	1	1	1	1	1	1	1	1	1	100
5550	1	1	1	1	1	1	1	1	1	1	100
5555	1	1	1	1	1	1	1	1	1	1	100
5560	1	1	1	1	1	1	1	1	1	1	100
5565	1	1	1	1	1	1	1	1	1	1	100
5566	1	1	1	1	1	1	1	1	1	1	100
5567	1	1	1	1	1	1	1	1	1	1	100
5568	1	1	1	1	1	1	1	1	1	1	100
5569	1	1	1	1	1	1	1	1	1	1	100
5570 (FH)	1	1	1	1	1	1	0	1	1	1	90
5571	0	0	0	0	0	0	0	0	0	0	0
Radar Type 0-Detection Bandwidth (MHz) = (FH-FL) = (5570MHz-5491MHz)=											79.000
UNII Detection Bandwidth Min. Limit (MHz) =											78.000
Test Result											**Complied**

EUT Frequency=5570 MHz											
Channel Bandwidth (MHz)	160										
Radar Frequency (MHz)	DFS Detection Trials (1=Detection, 0= No Detection)										
	1	2	3	4	5	6	7	8	9	10	Detection Rate (%)
5492	0	0	0	0	0	0	0	0	0	0	0
5493 (FL)	1	1	1	1	1	0	1	1	1	1	90
5494	1	1	1	1	1	1	1	1	1	1	100
5495	1	1	1	1	1	1	1	1	1	1	100
5500	1	1	1	1	1	1	1	1	1	1	100
5505	1	1	1	1	1	1	1	1	1	1	100
5510	1	1	1	1	1	1	1	1	1	1	100
5515	1	1	1	1	1	1	1	1	1	1	100
5520	1	1	1	1	1	1	1	1	1	1	100
5525	1	1	1	1	1	1	1	1	1	1	100
5530	1	1	1	1	1	1	1	1	1	1	100
5535	1	1	1	1	1	1	1	1	1	1	100
5540	1	1	1	1	1	1	1	1	1	1	100
5545	1	1	1	1	1	1	1	1	1	1	100
5550	1	1	1	1	1	1	1	1	1	1	100
5555	1	1	1	1	1	1	1	1	1	1	100
5560	1	1	1	1	1	1	1	1	1	1	100
5565	1	1	1	1	1	1	1	1	1	1	100
5570	1	1	1	1	1	1	1	1	1	1	100
5575	1	1	1	1	1	1	1	1	1	1	100
5580	1	1	1	1	1	1	1	1	1	1	100
5585	1	1	1	1	1	1	1	1	1	1	100
5590	1	1	1	1	1	1	1	1	1	1	100
5595	1	1	1	1	1	1	1	1	1	1	100
5600	1	1	1	1	1	1	1	1	1	1	100
5605	1	1	1	1	1	1	1	1	1	1	100
5610	1	1	1	1	1	1	1	1	1	1	100
5615	1	1	1	1	1	1	1	1	1	1	100
5620	1	1	1	1	1	1	1	1	1	1	100
5625	1	1	1	1	1	1	1	1	1	1	100
5630	1	1	1	1	1	1	1	1	1	1	100
5635	1	1	1	1	1	1	1	1	1	1	100
5640	1	1	1	1	1	1	1	1	1	1	100
5645	1	1	1	1	1	1	1	1	1	1	100
5646	1	1	1	1	1	1	1	1	1	1	100
5647	1	1	1	1	1	1	1	1	1	1	100
5648	1	1	1	1	1	1	1	1	1	1	100
5649	1	1	1	1	1	1	1	1	1	1	100
5650 (FH)	0	1	1	1	1	1	1	1	1	1	90
5651	0	0	0	0	0	0	0	0	0	0	0
Radar Type 0-Detection Bandwidth (MHz) = (FH-FL) = (5650MHz-5493MHz)=											157.000
UNII Detection Bandwidth Min. Limit (MHz) =											156.000
Test Result											**Complied**

Test mode: Mode 6

EUT Frequency=5500 MHz											
Channel Bandwidth (MHz)	**20**										
Radar Frequency (MHz)	**DFS Detection Trials (1=Detection, 0= No Detection)**										
	1	**2**	**3**	**4**	**5**	**6**	**7**	**8**	**9**	**10**	**Detection Rate (%)**
5489	0	0	0	0	0	0	0	0	0	0	0
5490 (FL)	1	1	0	1	1	1	1	1	1	1	90
5491	1	1	1	1	1	1	1	1	1	1	100
5492	1	1	1	1	1	1	1	1	1	1	100
5493	1	1	1	1	1	1	1	1	1	1	100
5494	1	1	1	1	1	1	1	1	1	1	100
5495	1	1	1	1	1	1	1	1	1	1	100
5500	1	1	1	1	1	1	1	1	1	1	100
5505	1	1	1	1	1	1	1	1	1	1	100
5506	1	1	1	1	1	1	1	1	1	1	100
5507	1	1	1	1	1	1	1	1	1	1	100
5508	1	1	1	1	1	1	1	1	1	1	100
5509	1	1	1	1	1	1	1	1	1	1	100
5510 (FH)	1	1	1	1	0	1	1	1	1	1	90
5511	0	0	0	0	0	0	0	0	0	0	0
Radar Type 0-Detection Bandwidth (MHz) = (FH-FL) = (5510MHz-5490MHz)=											20.000
UNII Detection Bandwidth Min. Limit (MHz) =											20.000
Test Result											**Complied**

EUT Frequency=5510 MHz											
Channel Bandwidth (MHz)	**40**										
Radar Frequency (MHz)	**DFS Detection Trials (1=Detection, 0= No Detection)**										
	1	**2**	**3**	**4**	**5**	**6**	**7**	**8**	**9**	**10**	**Detection Rate (%)**
5489	0	0	0	0	0	0	0	0	0	0	0
5490 (FL)	1	1	1	0	1	1	1	1	1	1	90
5491	1	1	1	1	1	1	1	1	1	1	100
5492	1	1	1	1	1	1	1	1	1	1	100
5493	1	1	1	1	1	1	1	1	1	1	100
5494	1	1	1	1	1	1	1	1	1	1	100
5495	1	1	1	1	1	1	1	1	1	1	100
5500	1	1	1	1	1	1	1	1	1	1	100
5505	1	1	1	1	1	1	1	1	1	1	100
5510	1	1	1	1	1	1	1	1	1	1	100
5515	1	1	1	1	1	1	1	1	1	1	100
5520	1	1	1	1	1	1	1	1	1	1	100
5525	1	1	1	1	1	1	1	1	1	1	100
5526	1	1	1	1	1	1	1	1	1	1	100
5527	1	1	1	1	1	1	1	1	1	1	100
5528	1	1	1	1	1	1	1	1	1	1	100
5529	1	1	1	1	1	1	1	1	1	1	100
5530 (FH)	1	1	1	1	1	1	0	1	1	1	90
5531	0	0	0	0	0	0	0	0	0	0	0
Radar Type 0-Detection Bandwidth (MHz) = (FH-FL) = (5530MHz-5490MHz)=											40.000
UNII Detection Bandwidth Min. Limit (MHz) =											39.000
Test Result											**Complied**

EUT Frequency=5530 MHz											
Channel Bandwidth (MHz)	**80**										
Radar Frequency (MHz)	**DFS Detection Trials (1=Detection, 0= No Detection)**										
	1	**2**	**3**	**4**	**5**	**6**	**7**	**8**	**9**	**10**	**Detection Rate (%)**
5489	0	0	0	0	0	0	0	0	0	0	0
5490 (FL)	0	1	1	1	1	1	1	1	1	1	90
5491	1	1	1	1	1	1	1	1	1	1	100
5492	1	1	1	1	1	1	1	1	1	1	100
5493	1	1	1	1	1	1	1	1	1	1	100
5494	1	1	1	1	1	1	1	1	1	1	100
5495	1	1	1	1	1	1	1	1	1	1	100
5500	1	1	1	1	1	1	1	1	1	1	100
5505	1	1	1	1	1	1	1	1	1	1	100
5510	1	1	1	1	1	1	1	1	1	1	100
5515	1	1	1	1	1	1	1	1	1	1	100
5520	1	1	1	1	1	1	1	1	1	1	100
5525	1	1	1	1	1	1	1	1	1	1	100
5530	1	1	1	1	1	1	1	1	1	1	100
5535	1	1	1	1	1	1	1	1	1	1	100
5540	1	1	1	1	1	1	1	1	1	1	100
5545	1	1	1	1	1	1	1	1	1	1	100
5550	1	1	1	1	1	1	1	1	1	1	100
5555	1	1	1	1	1	1	1	1	1	1	100
5560	1	1	1	1	1	1	1	1	1	1	100
5565	1	1	1	1	1	1	1	1	1	1	100
5566	1	1	1	1	1	1	1	1	1	1	100
5567	1	1	1	1	1	1	1	1	1	1	100
5568	1	1	1	1	1	1	1	1	1	1	100
5569	1	1	1	1	1	1	1	1	1	1	100
5570 (FH)	1	1	1	1	1	1	0	1	1	1	90
5571	0	0	0	0	0	0	0	0	0	0	0
Radar Type 0-Detection Bandwidth (MHz) = (FH-FL) = (5570MHz-5490MHz)=											80.000
UNII Detection Bandwidth Min. Limit (MHz) =											78.000
Test Result											**Complied**

EUT Frequency=5570 MHz											
Channel Bandwidth (MHz)	**160**										
Radar Frequency (MHz)	**DFS Detection Trials (1=Detection, 0= No Detection)**										
	1	**2**	**3**	**4**	**5**	**6**	**7**	**8**	**9**	**10**	**Detection Rate (%)**
5490	0	0	0	0	0	0	0	0	0	0	0
5491 (FL)	1	1	1	1	0	1	1	1	1	1	90
5492	1	1	1	1	1	1	1	1	1	1	100
5493	1	1	1	1	1	1	1	1	1	1	100
5494	1	1	1	1	1	1	1	1	1	1	100
5495	1	1	1	1	1	1	1	1	1	1	100
5500	1	1	1	1	1	1	1	1	1	1	100
5505	1	1	1	1	1	1	1	1	1	1	100
5510	1	1	1	1	1	1	1	1	1	1	100
5515	1	1	1	1	1	1	1	1	1	1	100
5520	1	1	1	1	1	1	1	1	1	1	100
5525	1	1	1	1	1	1	1	1	1	1	100
5530	1	1	1	1	1	1	1	1	1	1	100
5535	1	1	1	1	1	1	1	1	1	1	100
5540	1	1	1	1	1	1	1	1	1	1	100
5545	1	1	1	1	1	1	1	1	1	1	100
5550	1	1	1	1	1	1	1	1	1	1	100
5555	1	1	1	1	1	1	1	1	1	1	100
5560	1	1	1	1	1	1	1	1	1	1	100
5565	1	1	1	1	1	1	1	1	1	1	100
5570	1	1	1	1	1	1	1	1	1	1	100
5575	1	1	1	1	1	1	1	1	1	1	100
5580	1	1	1	1	1	1	1	1	1	1	100
5585	1	1	1	1	1	1	1	1	1	1	100
5590	1	1	1	1	1	1	1	1	1	1	100
5595	1	1	1	1	1	1	1	1	1	1	100
5600	1	1	1	1	1	1	1	1	1	1	100
5605	1	1	1	1	1	1	1	1	1	1	100
5610	1	1	1	1	1	1	1	1	1	1	100
5615	1	1	1	1	1	1	1	1	1	1	100
5620	1	1	1	1	1	1	1	1	1	1	100
5625	1	1	1	1	1	1	1	1	1	1	100
5630	1	1	1	1	1	1	1	1	1	1	100
5635	1	1	1	1	1	1	1	1	1	1	100
5640	1	1	1	1	1	1	1	1	1	1	100
5645	1	1	1	1	1	1	1	1	1	1	100
5646	1	1	1	1	1	1	1	1	1	1	100
5647	1	1	1	1	1	1	1	1	1	1	100
5648	1	1	1	1	1	1	1	1	1	1	100
5649 (FH)	1	1	0	1	1	1	1	1	1	1	90
5650	0	0	0	0	0	0	0	0	0	0	0
Radar Type 0-Detection Bandwidth (MHz) = (FH-FL) = (5649MHz-5491MHz)=											158.000
UNII Detection Bandwidth Min. Limit (MHz) =											158.000
Test Result											**Complied**

Test mode: Mode 7

EUT Frequency=5500 MHz											
Channel Bandwidth (MHz)	**20**										
Radar Frequency (MHz)	**DFS Detection Trials (1=Detection, 0= No Detection)**										
	1	**2**	**3**	**4**	**5**	**6**	**7**	**8**	**9**	**10**	**Detection Rate (%)**
5489	0	0	0	0	0	0	0	0	0	0	0
5490 (FL)	1	1	1	1	0	1	1	1	1	1	90
5491	1	1	1	1	1	1	1	1	1	1	100
5492	1	1	1	1	1	1	1	1	1	1	100
5493	1	1	1	1	1	1	1	1	1	1	100
5494	1	1	1	1	1	1	1	1	1	1	100
5495	1	1	1	1	1	1	1	1	1	1	100
5500	1	1	1	1	1	1	1	1	1	1	100
5505	1	1	1	1	1	1	1	1	1	1	100
5506	1	1	1	1	1	1	1	1	1	1	100
5507	1	1	1	1	1	1	1	1	1	1	100
5508	1	1	1	1	1	1	1	1	1	1	100
5509	1	1	1	1	1	1	1	1	1	1	100
5510 (FH)	1	0	1	1	1	1	1	1	1	1	90
5511	0	0	0	0	0	0	0	0	0	0	0
Radar Type 0-Detection Bandwidth (MHz) = (FH-FL) = (5510MHz-5490MHz)=											20.000
UNII Detection Bandwidth Min. Limit (MHz) =											20.000
Test Result											**Complied**

EUT Frequency=5510 MHz											
Channel Bandwidth (MHz)	**40**										
Radar Frequency (MHz)	**DFS Detection Trials (1=Detection, 0= No Detection)**										
	1	**2**	**3**	**4**	**5**	**6**	**7**	**8**	**9**	**10**	**Detection Rate (%)**
5489	0	0	0	0	0	0	0	0	0	0	0
5490 (FL)	1	1	1	1	1	1	1	0	1	1	90
5491	1	1	1	1	1	1	1	1	1	1	100
5492	1	1	1	1	1	1	1	1	1	1	100
5493	1	1	1	1	1	1	1	1	1	1	100
5494	1	1	1	1	1	1	1	1	1	1	100
5495	1	1	1	1	1	1	1	1	1	1	100
5500	1	1	1	1	1	1	1	1	1	1	100
5505	1	1	1	1	1	1	1	1	1	1	100
5510	1	1	1	1	1	1	1	1	1	1	100
5515	1	1	1	1	1	1	1	1	1	1	100
5520	1	1	1	1	1	1	1	1	1	1	100
5525	1	1	1	1	1	1	1	1	1	1	100
5526	1	1	1	1	1	1	1	1	1	1	100
5527	1	1	1	1	1	1	1	1	1	1	100
5528	1	1	1	1	1	1	1	1	1	1	100
5529	1	1	1	1	1	1	1	1	1	1	100
5530 (FH)	1	0	1	1	1	1	1	1	1	1	90
5531	0	0	0	0	0	0	0	0	0	0	0
Radar Type 0-Detection Bandwidth (MHz) = (FH-FL) = (5530MHz-5490MHz)=											40.000
UNII Detection Bandwidth Min. Limit (MHz) =											39.000
Test Result											**Complied**

EUT Frequency=5530 MHz											
Channel Bandwidth (MHz)	**80**										
Radar Frequency (MHz)	**DFS Detection Trials (1=Detection, 0= No Detection)**										
	1	**2**	**3**	**4**	**5**	**6**	**7**	**8**	**9**	**10**	**Detection Rate (%)**
5489	0	0	0	0	0	0	0	0	0	0	0
5490 (FL)	1	1	0	1	1	1	1	1	1	1	90
5491	1	1	1	1	1	1	1	1	1	1	100
5492	1	1	1	1	1	1	1	1	1	1	100
5493	1	1	1	1	1	1	1	1	1	1	100
5494	1	1	1	1	1	1	1	1	1	1	100
5495	1	1	1	1	1	1	1	1	1	1	100
5500	1	1	1	1	1	1	1	1	1	1	100
5505	1	1	1	1	1	1	1	1	1	1	100
5510	1	1	1	1	1	1	1	1	1	1	100
5515	1	1	1	1	1	1	1	1	1	1	100
5520	1	1	1	1	1	1	1	1	1	1	100
5525	1	1	1	1	1	1	1	1	1	1	100
5530	1	1	1	1	1	1	1	1	1	1	100
5535	1	1	1	1	1	1	1	1	1	1	100
5540	1	1	1	1	1	1	1	1	1	1	100
5545	1	1	1	1	1	1	1	1	1	1	100
5550	1	1	1	1	1	1	1	1	1	1	100
5555	1	1	1	1	1	1	1	1	1	1	100
5560	1	1	1	1	1	1	1	1	1	1	100
5565	1	1	1	1	1	1	1	1	1	1	100
5566	1	1	1	1	1	1	1	1	1	1	100
5567	1	1	1	1	1	1	1	1	1	1	100
5568	1	1	1	1	1	1	1	1	1	1	100
5569	1	1	1	1	1	1	1	1	1	1	100
5570 (FH)	1	1	0	1	1	1	1	1	1	1	90
5571	0	0	0	0	0	0	0	0	0	0	0
Radar Type 0-Detection Bandwidth (MHz) = (FH-FL) = (5570MHz-5490MHz)=											80.000
UNII Detection Bandwidth Min. Limit (MHz) =											78.000
Test Result											**Complied**

EUT Frequency=5570 MHz											
Channel Bandwidth (MHz)	**160**										
Radar Frequency (MHz)	**DFS Detection Trials (1=Detection, 0= No Detection)**										
	1	**2**	**3**	**4**	**5**	**6**	**7**	**8**	**9**	**10**	**Detection Rate (%)**
5489	0	0	0	0	0	0	0	0	0	0	0
5490 (FL)	1	1	1	1	1	1	1	1	0	1	90
5491	1	1	1	1	1	1	1	1	1	1	100
5492	1	1	1	1	1	1	1	1	1	1	100
5493	1	1	1	1	1	1	1	1	1	1	100
5494	1	1	1	1	1	1	1	1	1	1	100
5495	1	1	1	1	1	1	1	1	1	1	100
5500	1	1	1	1	1	1	1	1	1	1	100
5505	1	1	1	1	1	1	1	1	1	1	100
5510	1	1	1	1	1	1	1	1	1	1	100
5515	1	1	1	1	1	1	1	1	1	1	100
5520	1	1	1	1	1	1	1	1	1	1	100
5525	1	1	1	1	1	1	1	1	1	1	100
5530	1	1	1	1	1	1	1	1	1	1	100
5535	1	1	1	1	1	1	1	1	1	1	100
5540	1	1	1	1	1	1	1	1	1	1	100
5545	1	1	1	1	1	1	1	1	1	1	100
5550	1	1	1	1	1	1	1	1	1	1	100
5555	1	1	1	1	1	1	1	1	1	1	100
5560	1	1	1	1	1	1	1	1	1	1	100
5565	1	1	1	1	1	1	1	1	1	1	100
5570	1	1	1	1	1	1	1	1	1	1	100
5575	1	1	1	1	1	1	1	1	1	1	100
5580	1	1	1	1	1	1	1	1	1	1	100
5585	1	1	1	1	1	1	1	1	1	1	100
5590	1	1	1	1	1	1	1	1	1	1	100
5595	1	1	1	1	1	1	1	1	1	1	100
5600	1	1	1	1	1	1	1	1	1	1	100
5605	1	1	1	1	1	1	1	1	1	1	100
5610	1	1	1	1	1	1	1	1	1	1	100
5615	1	1	1	1	1	1	1	1	1	1	100
5620	1	1	1	1	1	1	1	1	1	1	100
5625	1	1	1	1	1	1	1	1	1	1	100
5630	1	1	1	1	1	1	1	1	1	1	100
5635	1	1	1	1	1	1	1	1	1	1	100
5640	1	1	1	1	1	1	1	1	1	1	100
5645	1	1	1	1	1	1	1	1	1	1	100
5646	1	1	1	1	1	1	1	1	1	1	100
5647	1	1	1	1	1	1	1	1	1	1	100
5648	1	1	1	1	1	1	1	1	1	1	100
5649	1	1	1	1	1	1	1	1	1	1	100
5650 (FH)	1	0	1	1	1	1	1	1	1	1	90
5651	0	0	0	0	0	0	0	0	0	0	0
Radar Type 0-Detection Bandwidth (MHz) = (FH-FL) = (5650MHz-5490MHz)=											160.000
UNII Detection Bandwidth Min. Limit (MHz) =											156.000
Test Result											**Complied**

Test mode: Mode 8

EUT Frequency=5500 MHz											
Channel Bandwidth (MHz)	**20**										
Radar Frequency (MHz)	**DFS Detection Trials (1=Detection, 0= No Detection)**										
	1	**2**	**3**	**4**	**5**	**6**	**7**	**8**	**9**	**10**	**Detection Rate (%)**
5489	0	0	0	0	0	0	0	0	0	0	0
5490 (FL)	1	1	1	1	0	1	1	1	1	1	90
5491	1	1	1	1	1	1	1	1	1	1	100
5492	1	1	1	1	1	1	1	1	1	1	100
5493	1	1	1	1	1	1	1	1	1	1	100
5494	1	1	1	1	1	1	1	1	1	1	100
5495	1	1	1	1	1	1	1	1	1	1	100
5500	1	1	1	1	1	1	1	1	1	1	100
5505	1	1	1	1	1	1	1	1	1	1	100
5506	1	1	1	1	1	1	1	1	1	1	100
5507	1	1	1	1	1	1	1	1	1	1	100
5508	1	1	1	1	1	1	1	1	1	1	100
5509	1	1	1	1	1	1	1	1	1	1	100
5510 (FH)	1	1	1	1	1	1	1	0	1	1	90
5511	0	0	0	0	0	0	0	0	0	0	0
Radar Type 0-Detection Bandwidth (MHz) = (FH-FL) = (5510MHz-5490MHz)=											20.000
UNII Detection Bandwidth Min. Limit (MHz) =											19.000
Test Result											**Complied**

EUT Frequency=5510 MHz											
Channel Bandwidth (MHz)	**40**										
Radar Frequency (MHz)	**DFS Detection Trials (1=Detection, 0= No Detection)**										
	1	**2**	**3**	**4**	**5**	**6**	**7**	**8**	**9**	**10**	**Detection Rate (%)**
5489	0	0	0	0	0	0	0	0	0	0	0
5490 (FL)	1	1	1	1	1	1	1	1	1	0	90
5491	1	1	1	1	1	1	1	1	1	1	100
5492	1	1	1	1	1	1	1	1	1	1	100
5493	1	1	1	1	1	1	1	1	1	1	100
5494	1	1	1	1	1	1	1	1	1	1	100
5495	1	1	1	1	1	1	1	1	1	1	100
5500	1	1	1	1	1	1	1	1	1	1	100
5505	1	1	1	1	1	1	1	1	1	1	100
5510	1	1	1	1	1	1	1	1	1	1	100
5515	1	1	1	1	1	1	1	1	1	1	100
5520	1	1	1	1	1	1	1	1	1	1	100
5525	1	1	1	1	1	1	1	1	1	1	100
5526	1	1	1	1	1	1	1	1	1	1	100
5527	1	1	1	1	1	1	1	1	1	1	100
5528	1	1	1	1	1	1	1	1	1	1	100
5529	1	1	1	1	1	1	1	1	1	1	100
5530 (FH)	1	1	1	1	1	1	1	0	1	1	90
5531	0	0	0	0	0	0	0	0	0	0	0
Radar Type 0-Detection Bandwidth (MHz) = (FH-FL) = (5530MHz-5490MHz)=											40.000
UNII Detection Bandwidth Min. Limit (MHz) =											39.000
Test Result											**Complied**

EUT Frequency=5530 MHz											
Channel Bandwidth (MHz)	**80**										
Radar Frequency (MHz)	**DFS Detection Trials (1=Detection, 0= No Detection)**										
	1	**2**	**3**	**4**	**5**	**6**	**7**	**8**	**9**	**10**	**Detection Rate (%)**
5489	0	0	0	0	0	0	0	0	0	0	0
5490 (FL)	1	1	1	0	1	1	1	1	1	1	90
5491	1	1	1	1	1	1	1	1	1	1	100
5492	1	1	1	1	1	1	1	1	1	1	100
5493	1	1	1	1	1	1	1	1	1	1	100
5494	1	1	1	1	1	1	1	1	1	1	100
5495	1	1	1	1	1	1	1	1	1	1	100
5500	1	1	1	1	1	1	1	1	1	1	100
5505	1	1	1	1	1	1	1	1	1	1	100
5510	1	1	1	1	1	1	1	1	1	1	100
5515	1	1	1	1	1	1	1	1	1	1	100
5520	1	1	1	1	1	1	1	1	1	1	100
5525	1	1	1	1	1	1	1	1	1	1	100
5530	1	1	1	1	1	1	1	1	1	1	100
5535	1	1	1	1	1	1	1	1	1	1	100
5540	1	1	1	1	1	1	1	1	1	1	100
5545	1	1	1	1	1	1	1	1	1	1	100
5550	1	1	1	1	1	1	1	1	1	1	100
5555	1	1	1	1	1	1	1	1	1	1	100
5560	1	1	1	1	1	1	1	1	1	1	100
5565	1	1	1	1	1	1	1	1	1	1	100
5566	1	1	1	1	1	1	1	1	1	1	100
5567	1	1	1	1	1	1	1	1	1	1	100
5568	1	1	1	1	1	1	1	1	1	1	100
5569	1	1	1	1	1	1	1	1	1	1	100
5570 (FH)	1	1	1	1	1	1	1	1	1	0	90
5571	0	0	0	0	0	0	0	0	0	0	0
Radar Type 0-Detection Bandwidth (MHz) = (FH-FL) = (5570MHz-5490MHz)=											80.000
UNII Detection Bandwidth Min. Limit (MHz) =											77.000
Test Result											**Complied**

EUT Frequency=5570 MHz											
Channel Bandwidth (MHz)	**160**										
Radar Frequency (MHz)	**DFS Detection Trials (1=Detection, 0= No Detection)**										
	1	**2**	**3**	**4**	**5**	**6**	**7**	**8**	**9**	**10**	**Detection Rate (%)**
5489	0	0	0	0	0	0	0	0	0	0	0
5490 (FL)	1	1	0	1	1	1	1	1	1	1	90
5491	1	1	1	1	1	1	1	1	1	1	100
5492	1	1	1	1	1	1	1	1	1	1	100
5493	1	1	1	1	1	1	1	1	1	1	100
5494	1	1	1	1	1	1	1	1	1	1	100
5495	1	1	1	1	1	1	1	1	1	1	100
5500	1	1	1	1	1	1	1	1	1	1	100
5505	1	1	1	1	1	1	1	1	1	1	100
5510	1	1	1	1	1	1	1	1	1	1	100
5519	1	1	1	1	1	1	1	1	1	1	100
5520	1	1	1	1	1	1	1	1	1	1	100
5521	1	1	1	1	1	1	1	1	1	1	100
5530	1	1	1	1	1	1	1	1	1	1	100
5535	1	1	1	1	1	1	1	1	1	1	100
5540	1	1	1	1	1	1	1	1	1	1	100
5545	1	1	1	1	1	1	1	1	1	1	100
5550	1	1	1	1	1	1	1	1	1	1	100
5555	1	1	1	1	1	1	1	1	1	1	100
5560	1	1	1	1	1	1	1	1	1	1	100
5565	1	1	1	1	1	1	1	1	1	1	100
5570	1	1	1	1	1	1	1	1	1	1	100
5575	1	1	1	1	1	1	1	1	1	1	100
5580	1	1	1	1	1	1	1	1	1	1	100
5585	1	1	1	1	1	1	1	1	1	1	100
5590	1	1	1	1	1	1	1	1	1	1	100
5595	1	1	1	1	1	1	1	1	1	1	100
5600	1	1	1	1	1	1	1	1	1	1	100
5605	1	1	1	1	1	1	1	1	1	1	100
5610	1	1	1	1	1	1	1	1	1	1	100
5615	1	1	1	1	1	1	1	1	1	1	100
5620	1	1	1	1	1	1	1	1	1	1	100
5625	1	1	1	1	1	1	1	1	1	1	100
5630	1	1	1	1	1	1	1	1	1	1	100
5635	1	1	1	1	1	1	1	1	1	1	100
5640	1	1	1	1	1	1	1	1	1	1	100
5645	1	1	1	1	1	1	1	1	1	1	100
5646	1	1	1	1	1	1	1	1	1	1	100
5647	1	1	1	1	1	1	1	1	1	1	100
5648	1	1	1	1	1	1	1	1	1	1	100
5649	1	1	1	1	1	1	1	1	1	1	100
5650 (FH)	1	1	1	1	1	0	1	1	1	1	90
5651	0	0	0	0	0	0	0	0	0	0	0
Radar Type 0-Detection Bandwidth (MHz) = (FH-FL) = (5650MHz-5490MHz)=											160.000
UNII Detection Bandwidth Min. Limit (MHz) =											158.000
Test Result											**Complied**

3.4 Channel Availability Check (CAC)

3.4.1 Channel Availability Check Limit

Channel Availability Check Limit	
☒	The EUT shall perform a Channel Availability Check to ensure that there is no radar operating on the channel. After power-up sequence, receive at least 1 minute (60 sec) on the intended operating frequency.

3.4.2 Measuring Instruments

Refer a test equipment and calibration data table in this test report.

3.4.3 Test Procedures

Test Method	
☒	For Initial Channel Availability Check Time. The EUT does not emit beacon, control, or data signals on the test Channel until the power-up sequence has been completed and the UNII device checks for Radar Waveforms for one minute on the test Channel. This test does not use any Radar Waveforms.
☒	For Radar Burst at the Beginning of the Channel Availability Check Time. To verify successful radar detection on the selected Channel during a period equal to the Beginning of the Channel Availability Check Time.
☒	For Radar Burst at the End of the Channel Availability Check Time. To verify successful radar detection on the selected Channel during a period equal to the End of the Channel Availability Check Time.

3.4.4 Test Result of Initial Channel Availability Check Time

Test mode: Mode 1

Modulation Mode	Freq.	Radar Test Signal
802.11be (EHT80)	5530 MHz	N/A

The EUT does not transmit any beacon or data transmissions until at least 1 minute after the completion of the power-on cycle (261.014 sec). The initial CAC time of the EUT is indicated by marker 1 (261.014 sec). Initial beacons/data transmissions are indicated by marker 2 (321.014 sec).

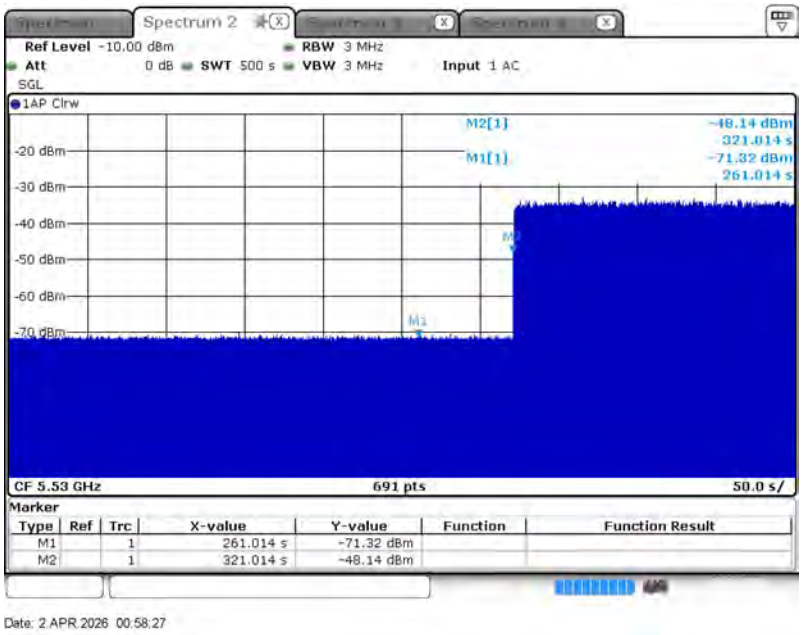

Test Result	Complied

Test mode: Mode 2

Modulation Mode	Freq.	Radar Test Signal
802.11be (EHT80)	5290 MHz	N/A

The EUT does not transmit any beacon or data transmissions until at least 1 minute after the completion of the power-on cycle (264.638 sec). The initial CAC time of the EUT is indicated by marker 1 (264.638 sec). Initial beacons/data transmissions are indicated by marker 2 (324.638 sec).

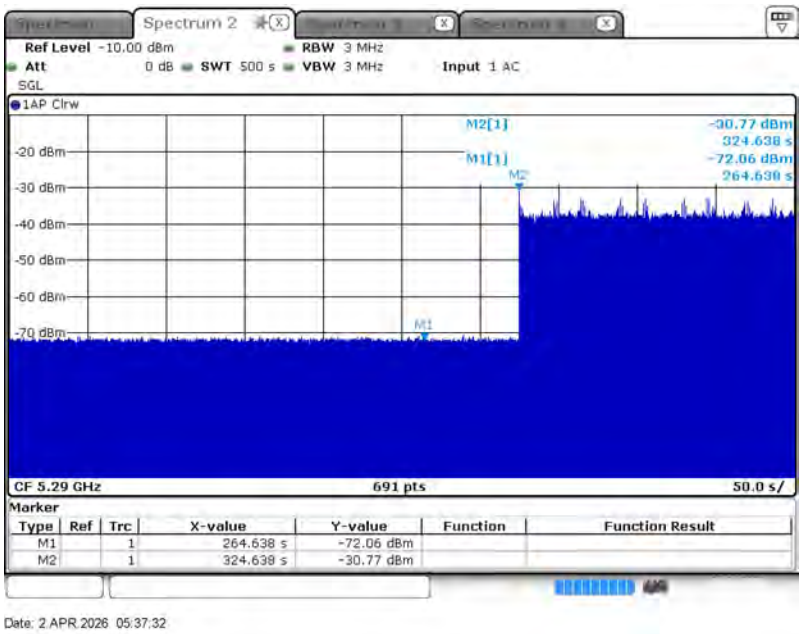

Test Result	Complied

Modulation Mode	Freq.	Radar Test Signal
802.11be (EHT80)	5530 MHz	N/A

The EUT does not transmit any beacon or data transmissions until at least 1 minute after the completion of the power-on cycle (261.014 sec). The initial CAC time of the EUT is indicated by marker 1 (261.014 sec). Initial beacons/data transmissions are indicated by marker 2 (321.014 sec).

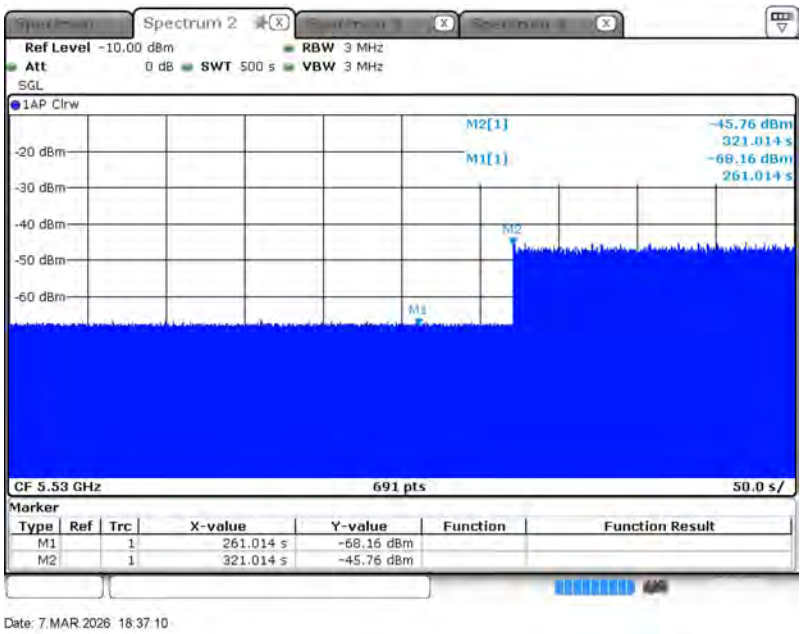

Test Result	Complied

Test mode: Mode 3

Modulation Mode	Freq.	Radar Test Signal
802.11be (EHT160)	5570 MHz	N/A

The EUT does not transmit any beacon or data transmissions until at least 1 minute after the completion of the power-on cycle (186.377 sec). The initial CAC time of the EUT is indicated by marker 1 (186.377 sec). Initial beacons/data transmissions are indicated by marker 2 (246.377 sec).

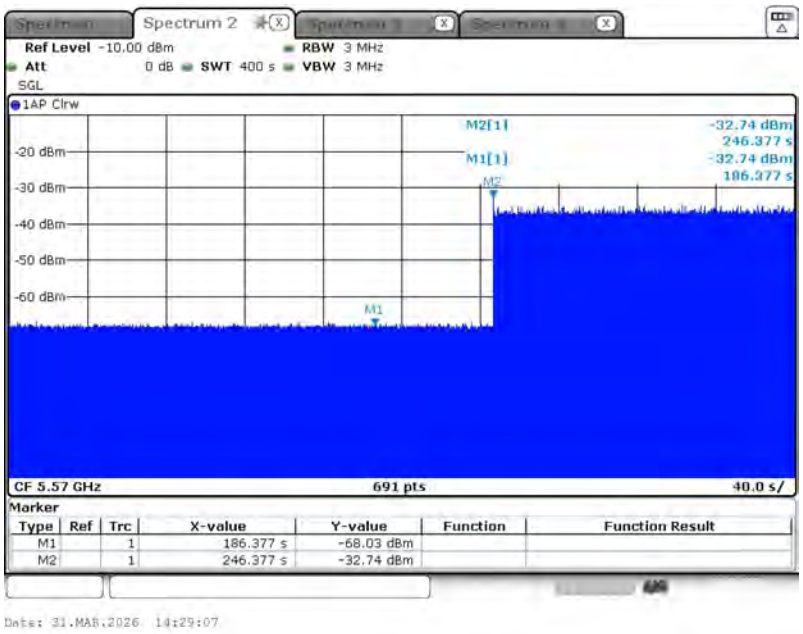

Test Result	Complied

Test mode: Mode 4

Modulation Mode	Freq.	Radar Test Signal
802.11be (EHT160)	5250 MHz	N/A

The EUT does not transmit any beacon or data transmissions until at least 1 minute after the completion of the power-on cycle (189.275 sec). The initial CAC time of the EUT is indicated by marker 1 (189.275 sec). Initial beacons/data transmissions are indicated by marker 2 (249.275 sec).

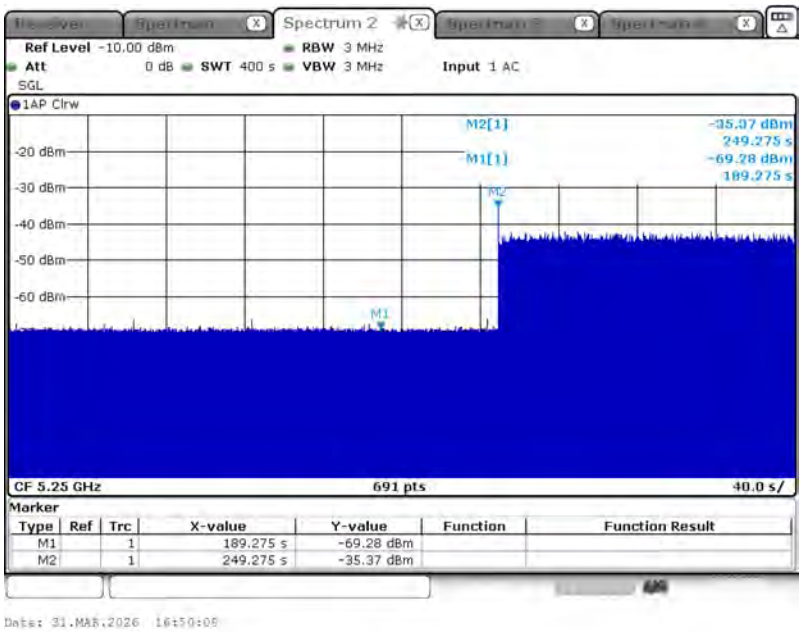

Test Result	Complied

Modulation Mode	Freq.	Radar Test Signal
802.11be (EHT160)	5570 MHz	N/A

The EUT does not transmit any beacon or data transmissions until at least 1 minute after the completion of the power-on cycle (182.899 sec). The initial CAC time of the EUT is indicated by marker 1 (182.899 sec). Initial beacons/data transmissions are indicated by marker 2 (242.899 sec).

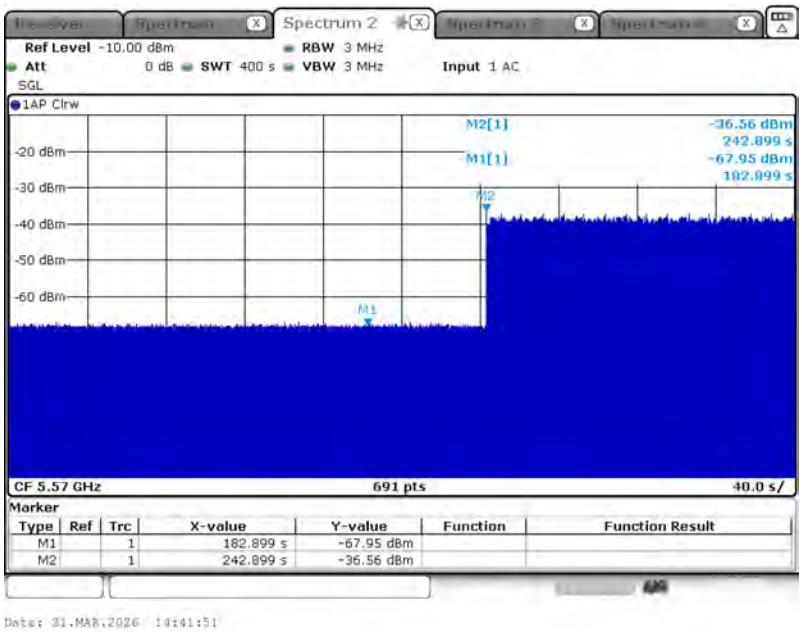

Test Result	Complied

Test mode: Mode 5

Modulation Mode	Freq.	Radar Test Signal
802.11be (EHT160)	5570 MHz	N/A

The EUT does not transmit any beacon or data transmissions until at least 1 minute after the completion of the power-on cycle (200.870 sec). The initial CAC time of the EUT is indicated by marker 1 (200.870 sec). Initial beacons/data transmissions are indicated by marker 2 (260.870 sec).

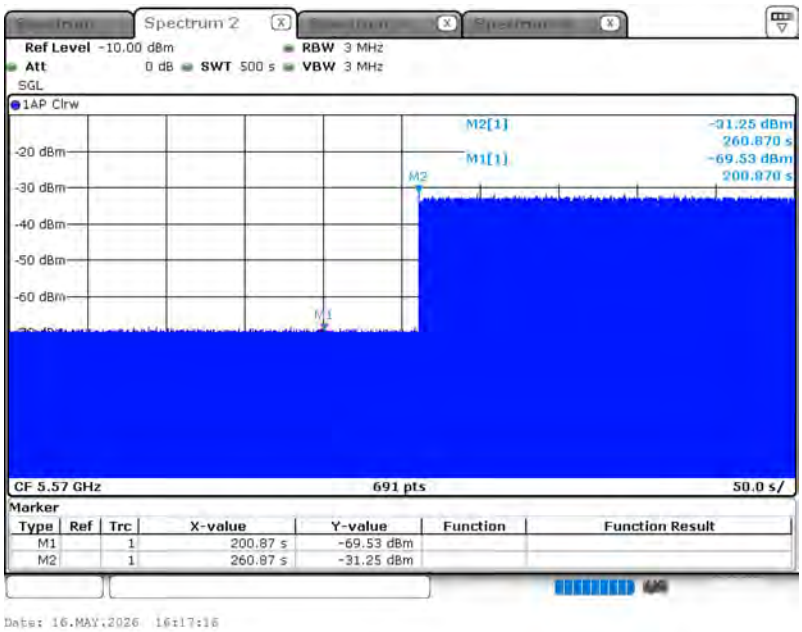

Test Result	Complied

Test mode: Mode 6

Modulation Mode	Freq.	Radar Test Signal
802.11be (EHT160)	5570 MHz	N/A

The EUT does not transmit any beacon or data transmissions until at least 1 minute after the completion of the power-on cycle (184.203 sec). The initial CAC time of the EUT is indicated by marker 1 (184.203 sec). Initial beacons/data transmissions are indicated by marker 2 (244.203 sec).

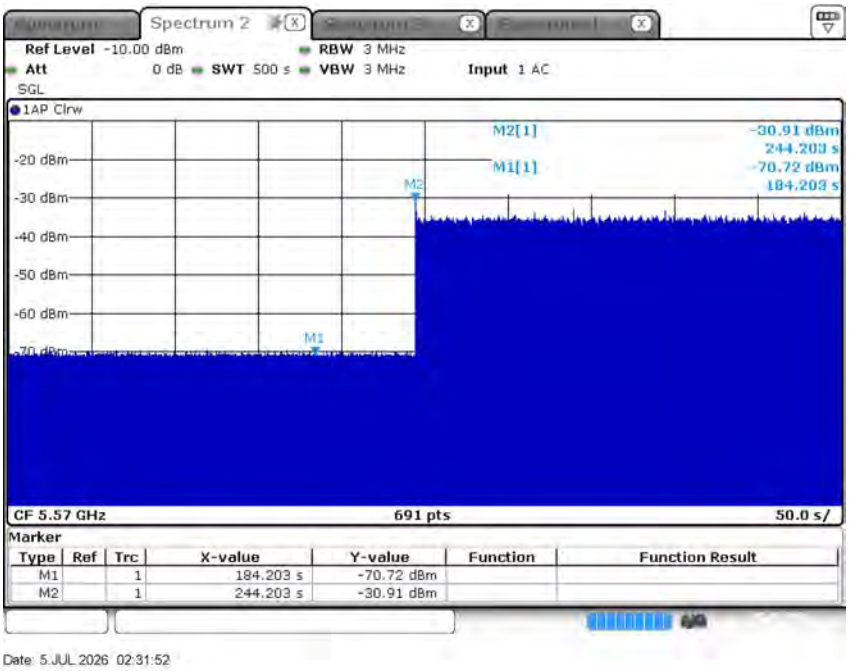

Test Result	Complied

3.4.5 Test Result of Radar Burst at the Beginning of the Channel Availability Check Time

Test mode: Mode 1

Modulation Mode	Freq. (MHz)	Radar Type Signal
802.11be (EHT80)	5530 MHz	0

Visual indication on the EUT of successful detection of the radar Burst will be recorded and reported. Observation of emissions will continue for 234.058 seconds after the radar Burst has been generated. Verify that during the 500 seconds measurement window no EUT transmissions occurred.

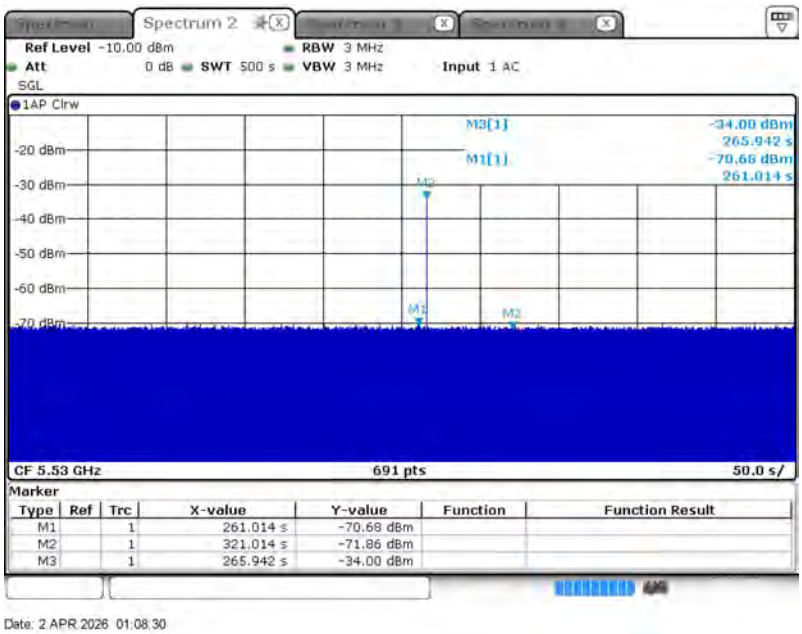

Test Result	Complied

Test mode: Mode 2

Modulation Mode	Freq. (MHz)	Radar Type Signal
802.11be (EHT80)	5290 MHz	0

Visual indication on the EUT of successful detection of the radar Burst will be recorded and reported. Observation of emissions will continue for 234.058 seconds after the radar Burst has been generated. Verify that during the 500 seconds measurement window no EUT transmissions occurred.

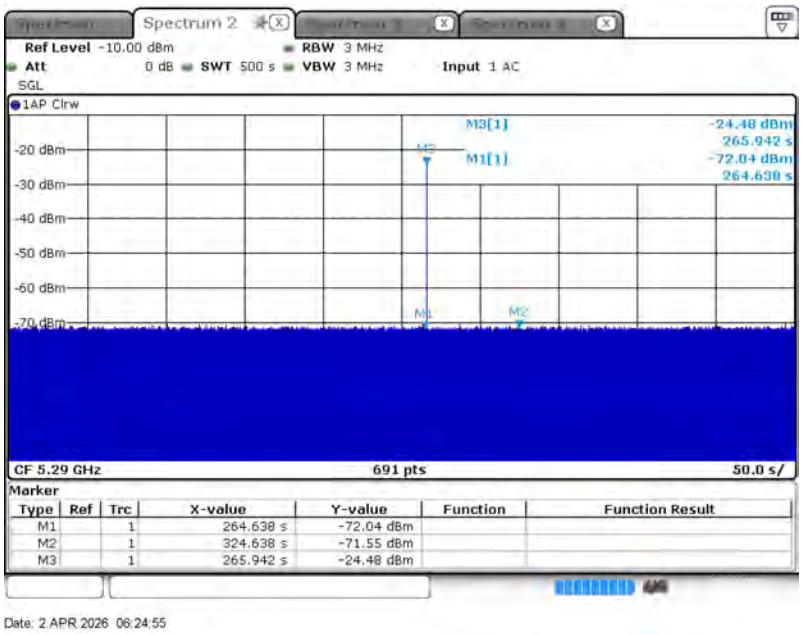

Test Result	Complied

Modulation Mode	Freq. (MHz)	Radar Type Signal
802.11be (EHT80)	5530 MHz	0

Visual indication on the EUT of successful detection of the radar Burst will be recorded and reported. Observation of emissions will continue for 237.681 seconds after the radar Burst has been generated. Verify that during the 500 seconds measurement window no EUT transmissions occurred.

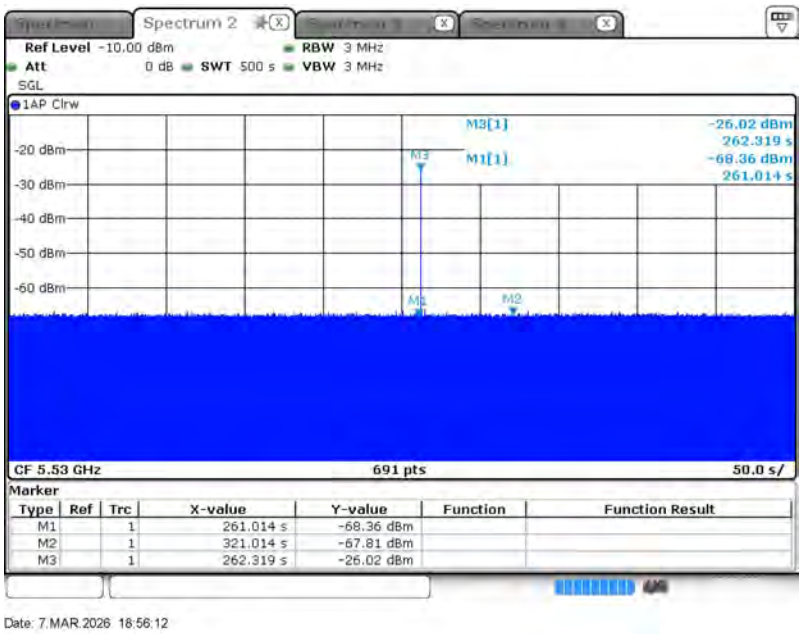

Test Result	Complied

Test mode: Mode 3

Modulation Mode	Freq.	Radar Test Signal
802.11be (EHT160)	5570 MHz	0

Visual indication on the EUT of successful detection of the radar Burst will be recorded and reported. Observation of emissions will continue for 212.174 seconds after the radar Burst has been generated. Verify that during the 400 seconds measurement window no EUT transmissions occurred.

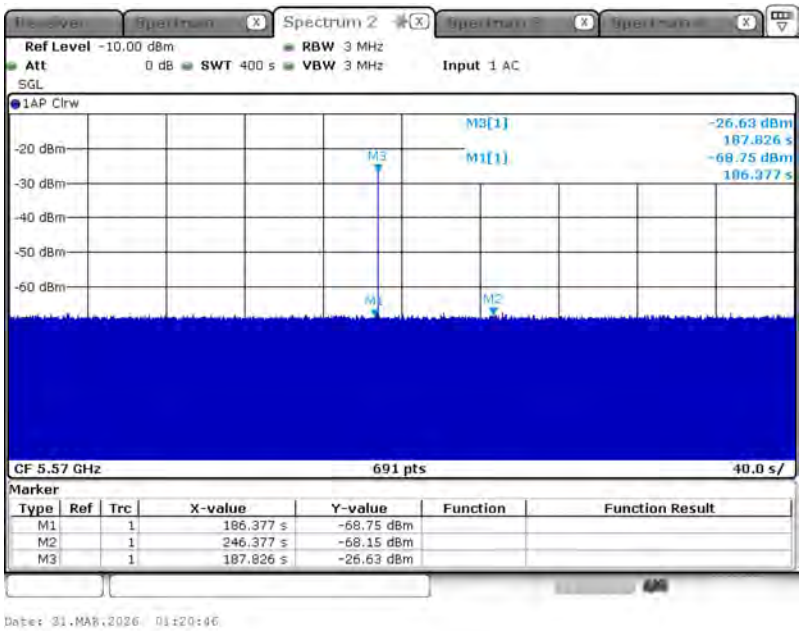

Test Result	Complied

Test mode: Mode 4

Modulation Mode	Freq.	Radar Test Signal
802.11be (EHT160)	5250 MHz	0

Visual indication on the EUT of successful detection of the radar Burst will be recorded and reported. Observation of emissions will continue for 210.435 seconds after the radar Burst has been generated. Verify that during the 400 seconds measurement window no EUT transmissions occurred.

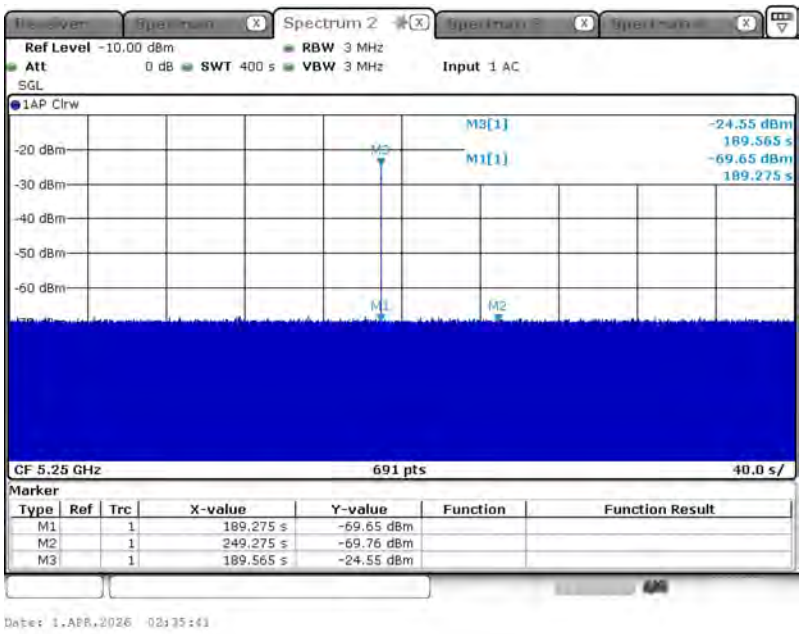

Test Result	Complied

Modulation Mode	Freq.	Radar Test Signal
802.11be (EHT160)	5570 MHz	0

Visual indication on the EUT of successful detection of the radar Burst will be recorded and reported. Observation of emissions will continue for 216.232 seconds after the radar Burst has been generated. Verify that during the 400 seconds measurement window no EUT transmissions occurred.

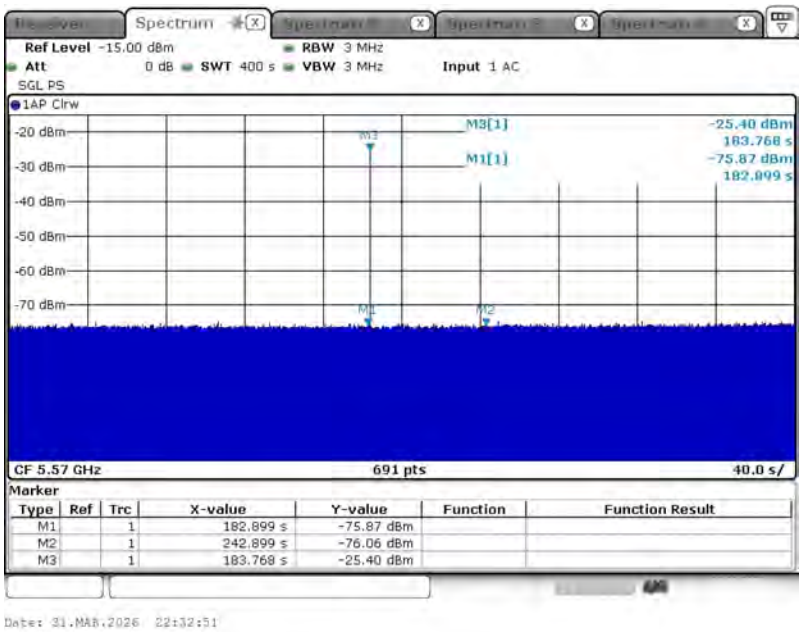

Test Result	Complied

Test mode: Mode 5

Modulation Mode	Freq.	Radar Test Signal
802.11be (EHT160)	5570 MHz	0

Visual indication on the EUT of successful detection of the radar Burst will be recorded and reported. Observation of emissions will continue for 298.551 seconds after the radar Burst has been generated. Verify that during the 500 seconds measurement window no EUT transmissions occurred.

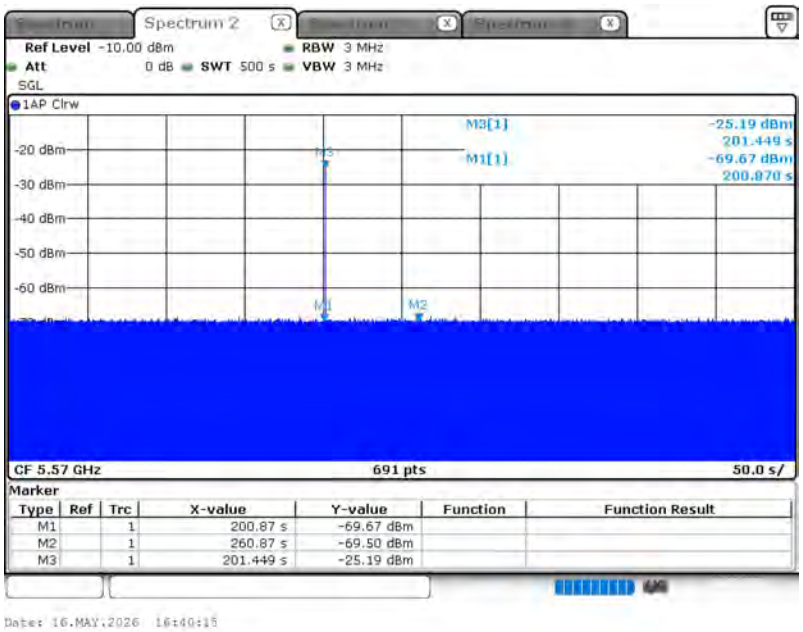

Test Result	Complied

Test mode: Mode 6

Modulation Mode	Freq.	Radar Test Signal
802.11be (EHT160)	5570 MHz	0

Visual indication on the EUT of successful detection of the radar Burst will be recorded and reported. Observation of emissions will continue for 315.217 seconds after the radar Burst has been generated. Verify that during the 500 seconds measurement window no EUT transmissions occurred.

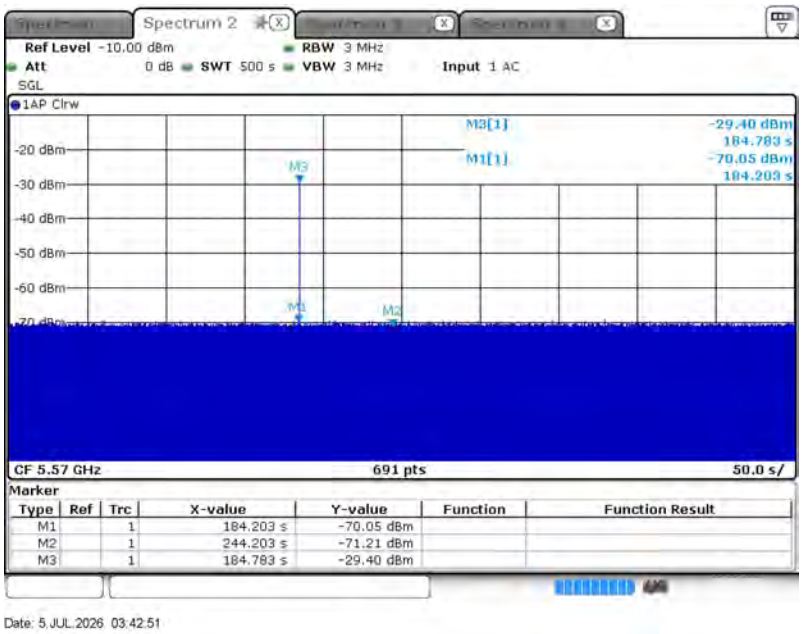

Test Result	Complied

3.4.6 Test Result of Radar Burst at the End of the Channel Availability Check Time

Test mode: Mode 1

Modulation Mode	Freq. (MHz)	Radar Type Signal
802.11be (EHT80)	5530 MHz	0

Visual indication on the EUT of successful detection of the radar Burst will be recorded and reported. Observation of emissions will continue for 183.785 seconds after the radar Burst has been generated. Verify that during the 500 seconds measurement window no EUT transmissions occurred.

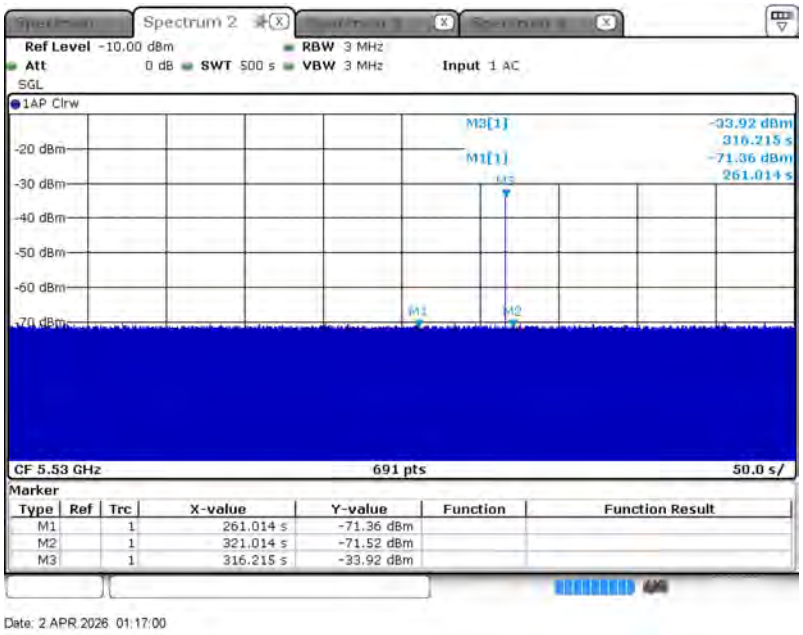

Test Result	Complied

Test mode: Mode 2

Modulation Mode	Freq. (MHz)	Radar Type Signal
802.11be (EHT80)	5290 MHz	0

Visual indication on the EUT of successful detection of the radar Burst will be recorded and reported. Observation of emissions will continue for 179.710 seconds after the radar Burst has been generated. Verify that during the 500 seconds measurement window no EUT transmissions occurred.

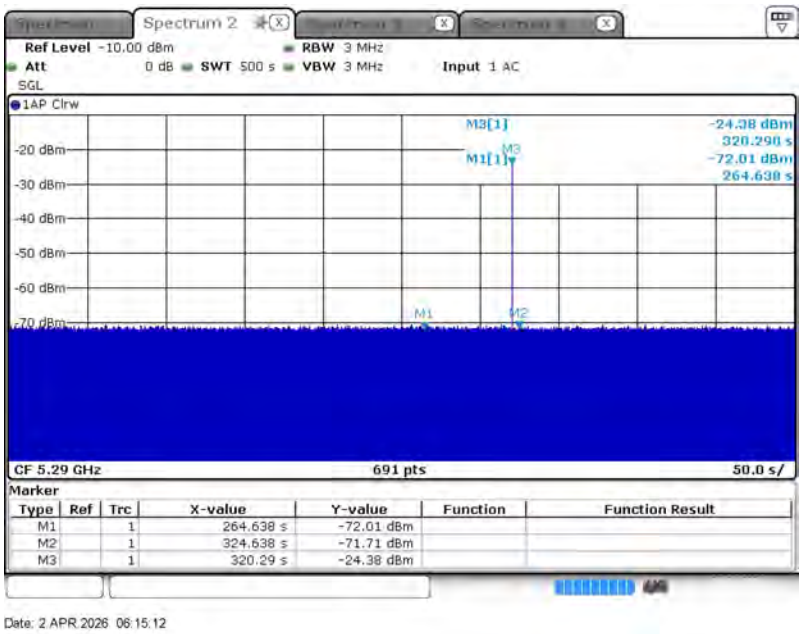

Test Result	Complied

Modulation Mode	Freq. (MHz)	Radar Type Signal
802.11be (EHT80)	5530 MHz	0

Visual indication on the EUT of successful detection of the radar Burst will be recorded and reported. Observation of emissions will continue for 179.710 seconds after the radar Burst has been generated. Verify that during the 500 seconds measurement window no EUT transmissions occurred.

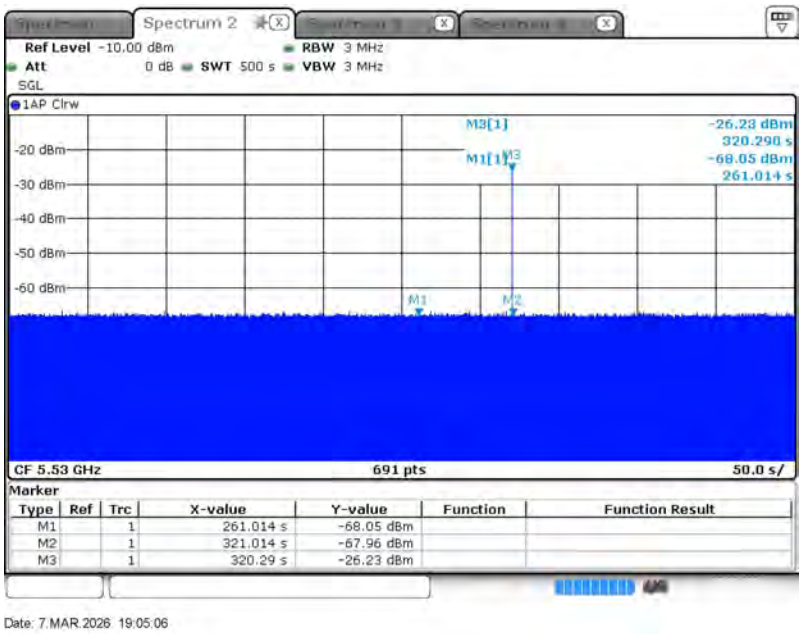

Test Result	Complied

Test mode: Mode 3

Modulation Mode	Freq.	Radar Test Signal
802.11be (EHT160)	5570 MHz	0

Visual indication on the EUT of successful detection of the radar Burst will be recorded and reported. Observation of emissions will continue for 154.783 seconds after the radar Burst has been generated. Verify that during the 400 seconds measurement window no EUT transmissions occurred.

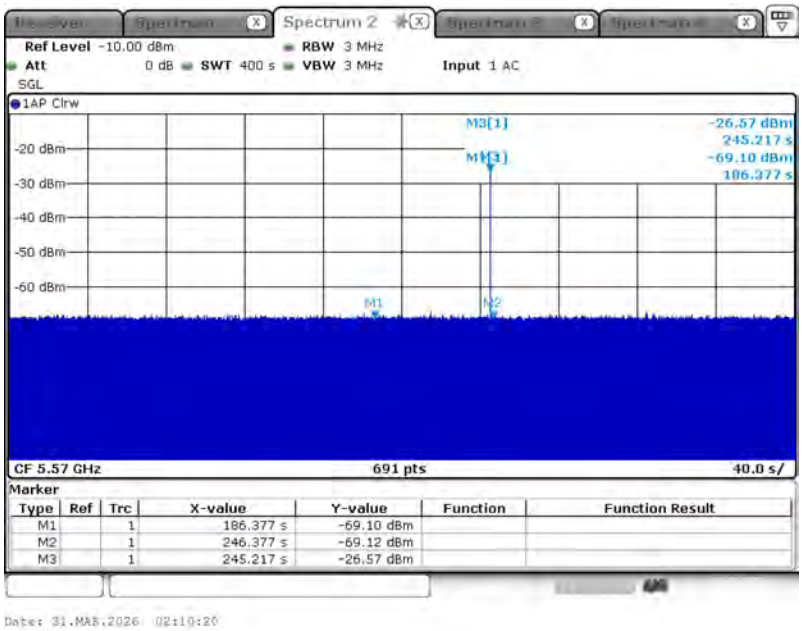

Test Result	Complied

Test mode: Mode 4

Modulation Mode	Freq.	Radar Test Signal
802.11be (EHT160)	5250 MHz	0

Visual indication on the EUT of successful detection of the radar Burst will be recorded and reported. Observation of emissions will continue for 151.304 seconds after the radar Burst has been generated. Verify that during the 400 seconds measurement window no EUT transmissions occurred.

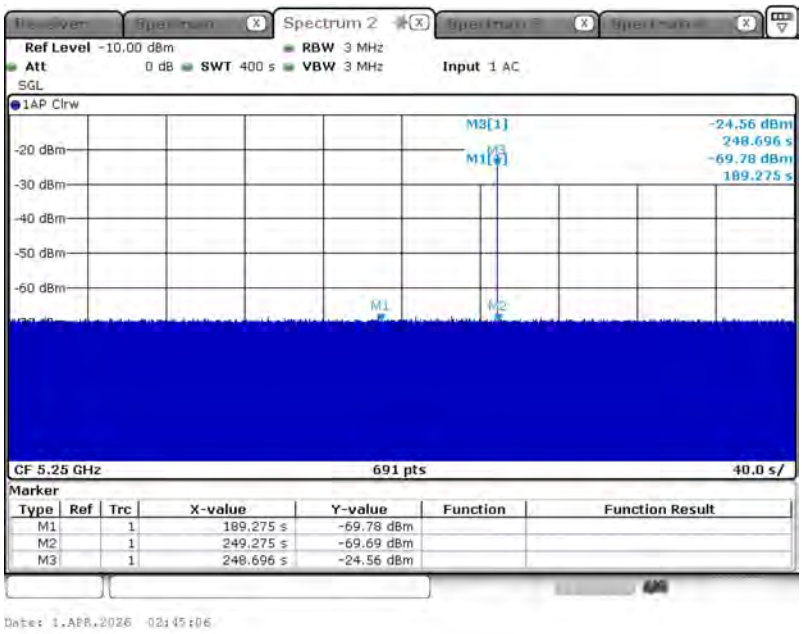

Test Result	Complied

Modulation Mode	Freq.	Radar Test Signal
802.11be (EHT160)	5570 MHz	0

Visual indication on the EUT of successful detection of the radar Burst will be recorded and reported. Observation of emissions will continue for 158.261 seconds after the radar Burst has been generated. Verify that during the 400 seconds measurement window no EUT transmissions occurred.

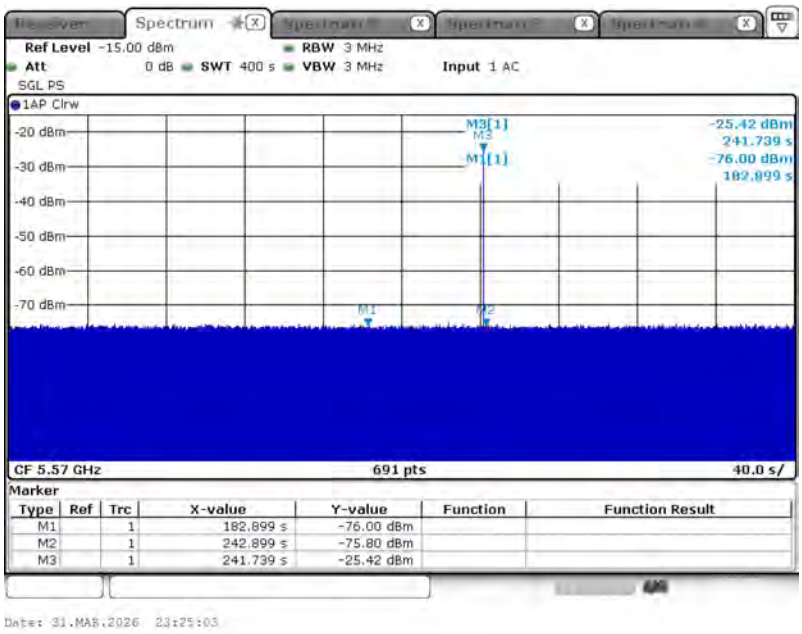

Test Result	Complied

Test mode: Mode 5

Modulation Mode	Freq.	Radar Test Signal
802.11be (EHT160)	5570 MHz	0

Visual indication on the EUT of successful detection of the radar Burst will be recorded and reported. Observation of emissions will continue for 242.029 seconds after the radar Burst has been generated. Verify that during the 500 seconds measurement window no EUT transmissions occurred.

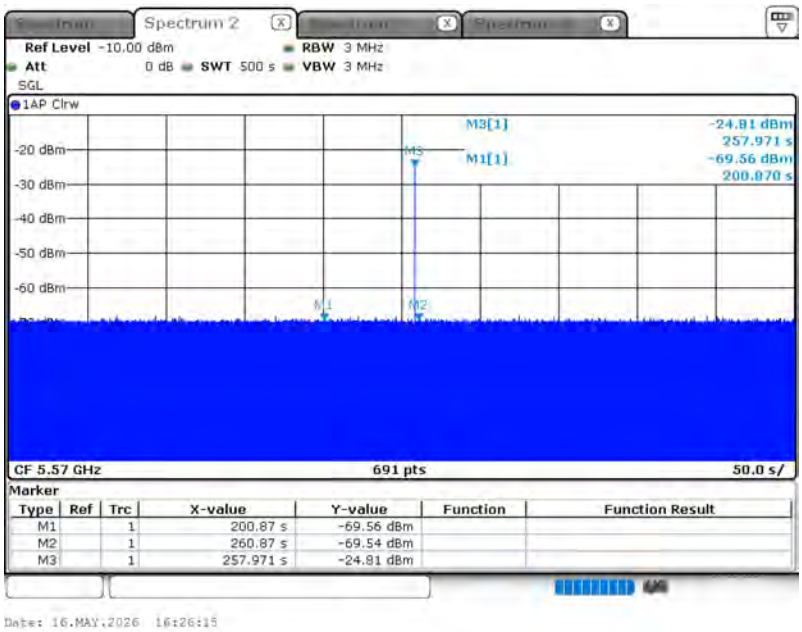

Test Result	Complied

Test mode: Mode 6

Modulation Mode	Freq.	Radar Test Signal
802.11be (EHT160)	5570 MHz	0

Visual indication on the EUT of successful detection of the radar Burst will be recorded and reported. Observation of emissions will continue for 257.671 seconds after the radar Burst has been generated. Verify that during the 500 seconds measurement window no EUT transmissions occurred.

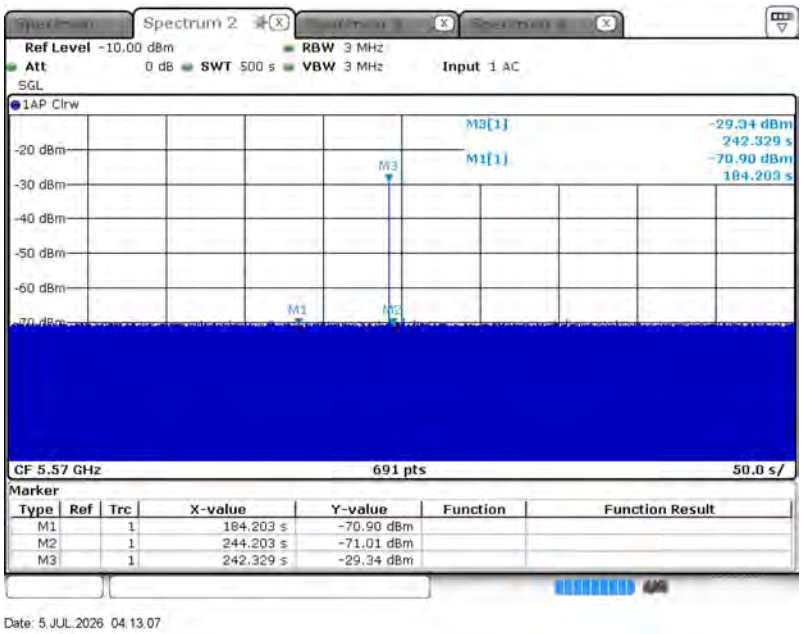

Test Result	Complied

3.5 In-service Monitoring

3.5.1 In-service Monitoring Limit

In-service Monitoring Limit	
Channel Move Time	10 sec
Channel Closing Transmission Time	200 ms + an aggregate of 60 ms over remaining 10 sec periods.
Non-occupancy period	Minimum 30 minutes

3.5.2 Measuring Instruments

Refer a test equipment and calibration data table in this test report.

3.5.3 Test Procedures

	Test Method
☒	Verified during In-Service Monitoring; Channel Closing Transmission Time, Channel Move Time. Client Device will associate with the EUT. Observe the transmissions of the EUT at the end of the radar Burst on the Operating Channel for duration greater than 10 seconds. Measure and record the transmissions from the EUT during the observation time (Channel Move Time). Compare the Channel Move Time and Channel Closing Transmission Time limits.
☒	Verified during In-Service Monitoring; Channel Closing Transmission Time, Channel Move Time. One 12 sec plot needs to be reported for the Short Pulse Radar Types 0. And zoom-in a 60 ms plot verified channel closing time for the aggregate transmission time starting from 200ms after the end of the radar signal to the completion of the channel move.
☒	Verified during In-Service Monitoring; Non-Occupancy Period. Client Device will associate with the EUT. Observe the transmissions of the EUT at the end of the radar Burst on the Operating Channel for duration greater than 10 seconds. Measure and record the transmissions from the EUT during the observation time (Non-Occupancy Period). Compare the Non-Occupancy Period limits.

3.5.4 Test Result of Puncturing Bandwidth

Test mode: Mode 3

Frequency (MHz)	Bandwidth Type	F_L (MHz)	F_H (MHz)	99% Occupied Bandwidth (MHz)	Limit	Result
5570	Puncturing Bandwidth (Full)	5491.418	5648.582	157.163	< 160 MHz	Pass
	Puncturing Bandwidth (Lower Band)	5491.245	5609.363	118.118	The DFS observation band (5610~5630) is not occupied.	Pass
	Puncturing Bandwidth (Upper Band)	5626.874	5651.997	25.123		

99% Occupied Bandwidth Plot

Puncturing Bandwidth (Full)

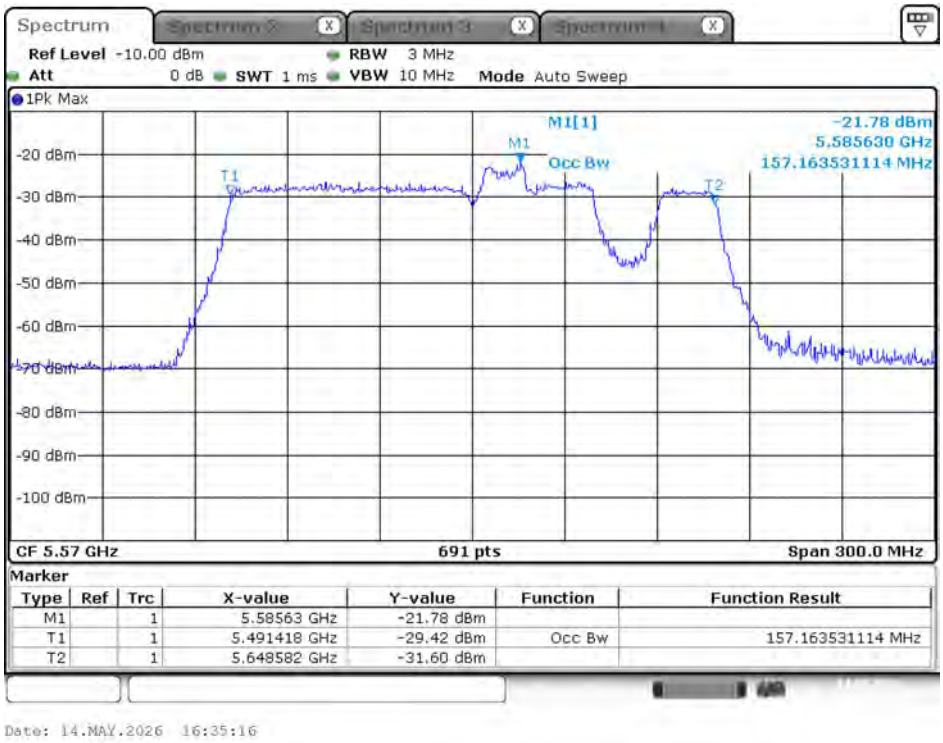

Puncturing Bandwidth (Lower Band)

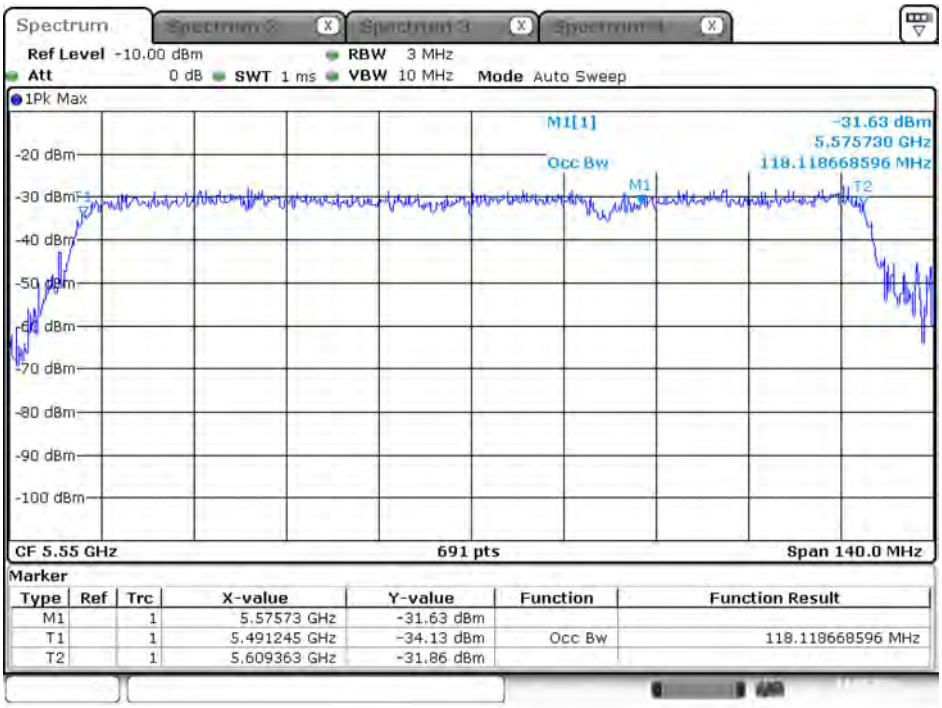

Puncturing Bandwidth (Upper Band)

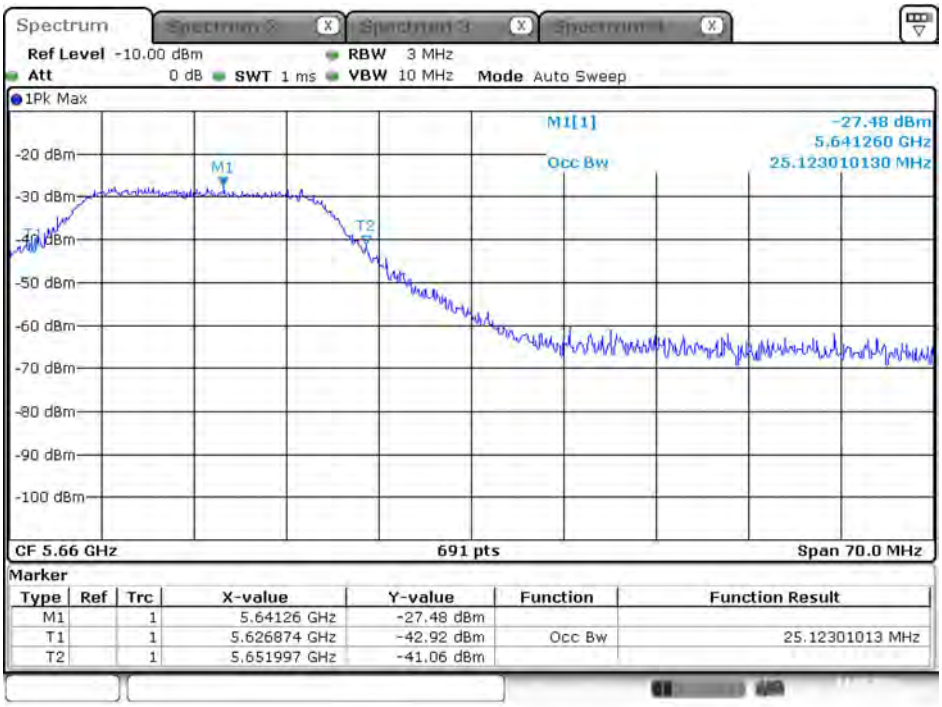

Test mode: Mode 4

Frequency (MHz)	Bandwidth Type	F_L (MHz)	F_H (MHz)	99% Occupied Bandwidth (MHz)	Limit	Result
5250	Puncturing Bandwidth (Full)	5171.418	5329.016	157.597	< 160 MHz	Pass
	Puncturing Bandwidth (Lower Band)	5171.245	5289.363	118.118	The DFS observation band (5290~5310) is not occupied.	Pass
	Puncturing Bandwidth (Upper Band)	5305.995	5332.131	26.136		

99% Occupied Bandwidth Plot

Puncturing Bandwidth (Full)

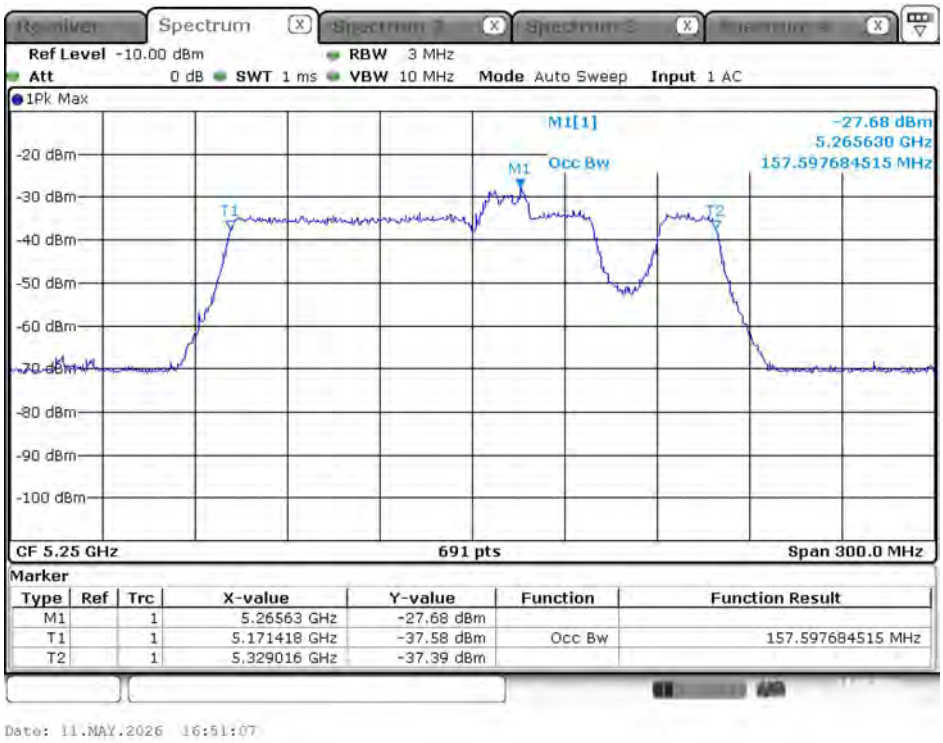

Puncturing Bandwidth (Lower Band)

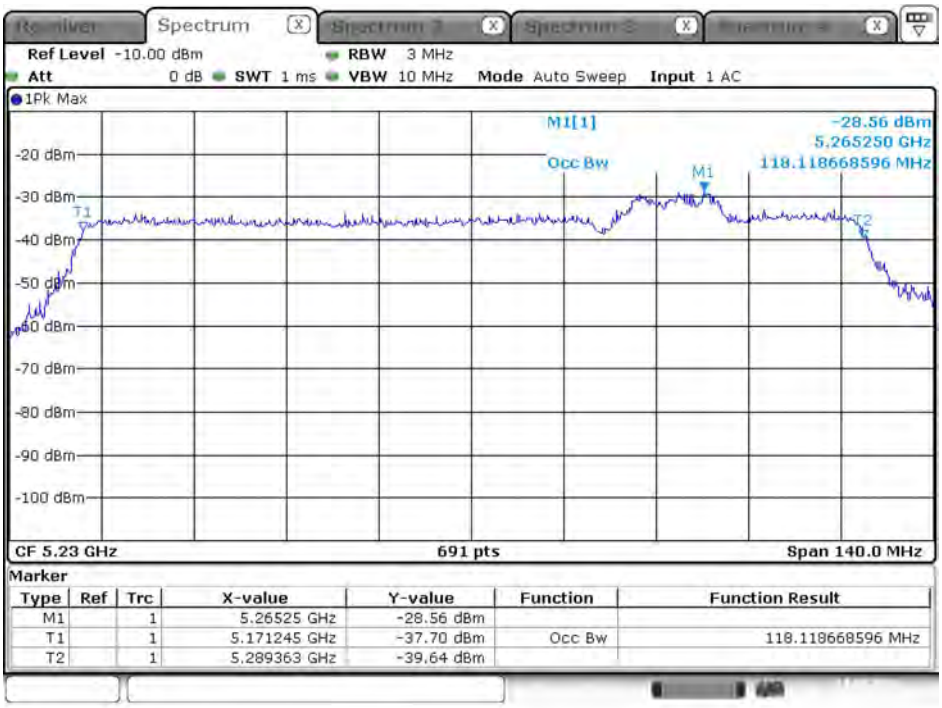

Puncturing Bandwidth (Upper Band)

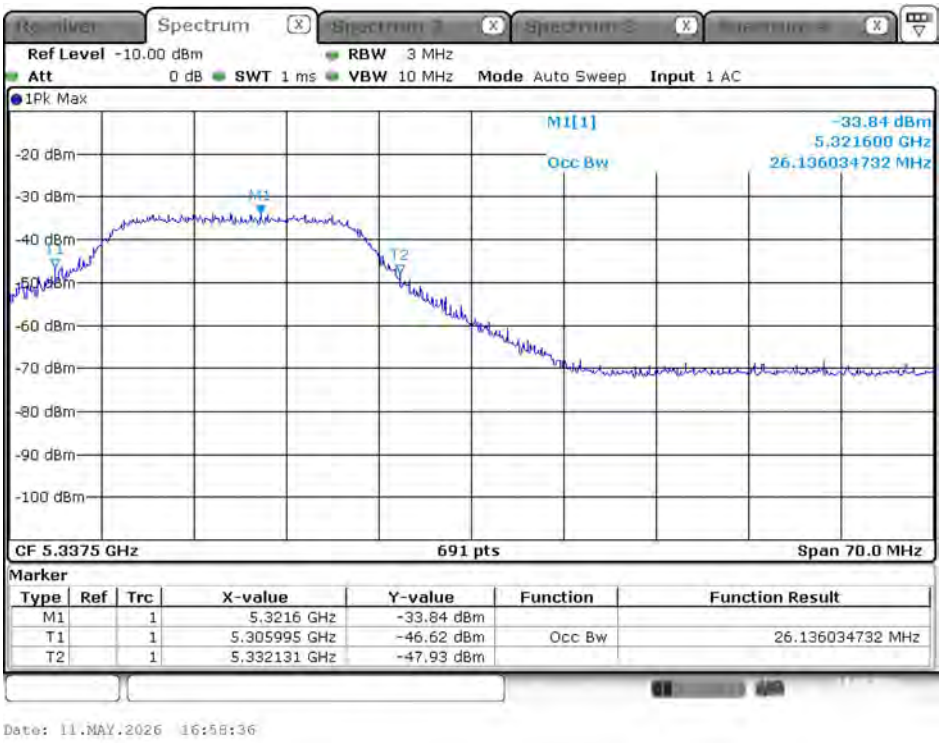

Frequency (MHz)	Bandwidth Type	F_L (MHz)	F_H (MHz)	99% Occupied Bandwidth (MHz)	Limit	Result
5570	Puncturing Bandwidth (Full)	5490.987	5648.582	157.597	< 160 MHz	Pass
	Puncturing Bandwidth (Lower Band)	5491.042	5609.363	118.321	The DFS observation band (5610~5630) is not occupied.	Pass
	Puncturing Bandwidth (Upper Band)	5628.191	5651.795	23.603		

99% Occupied Bandwidth Plot

Puncturing Bandwidth (Full)

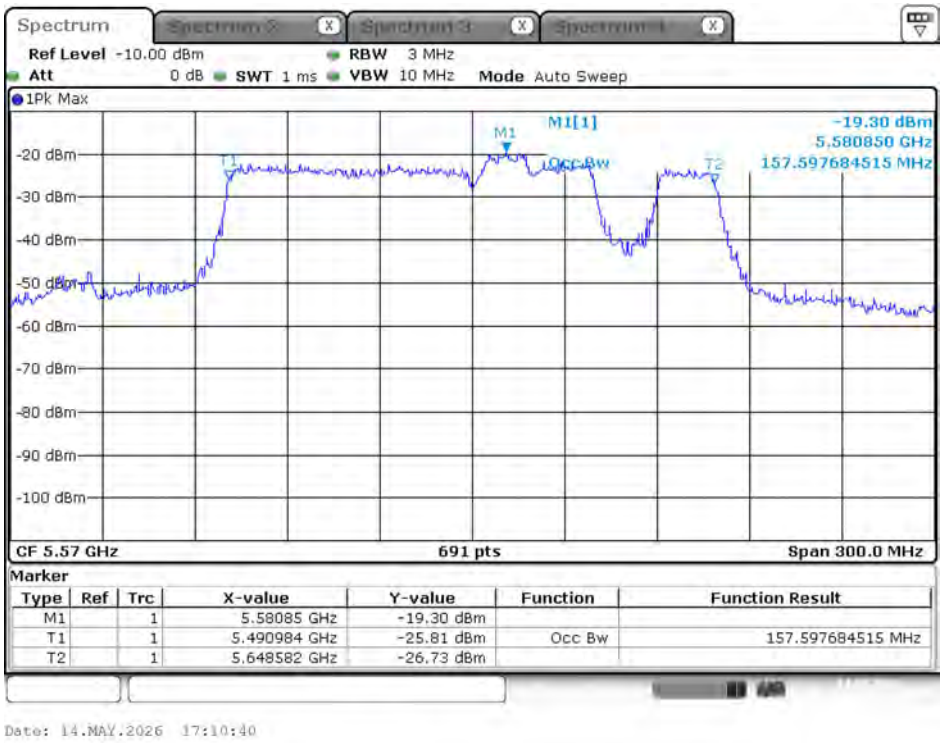

Puncturing Bandwidth (Lower Band)

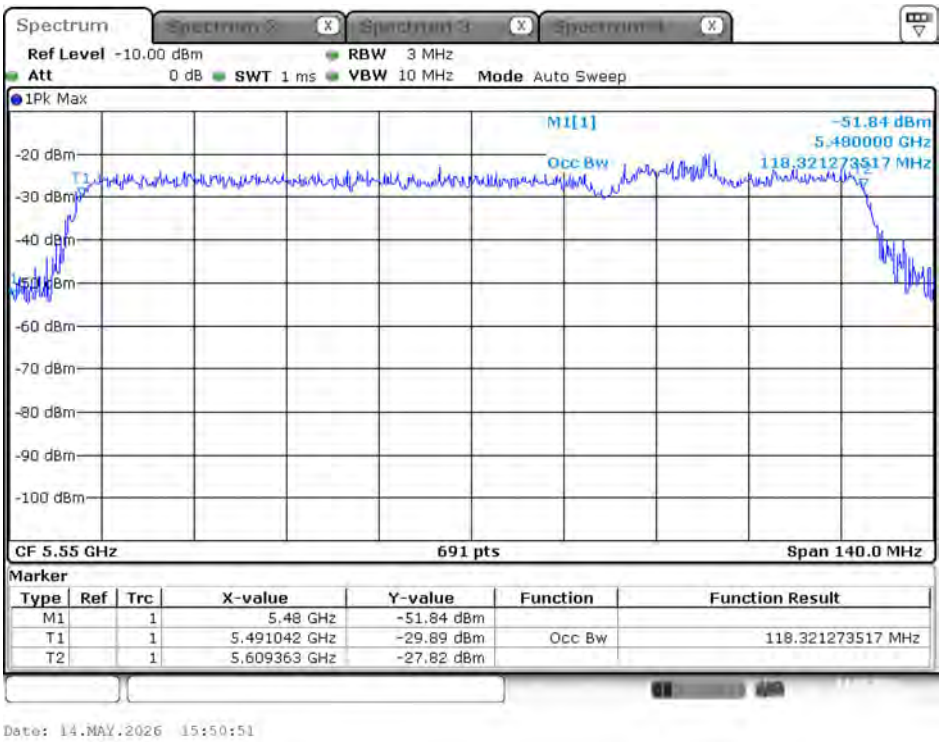

Puncturing Bandwidth (Upper Band)

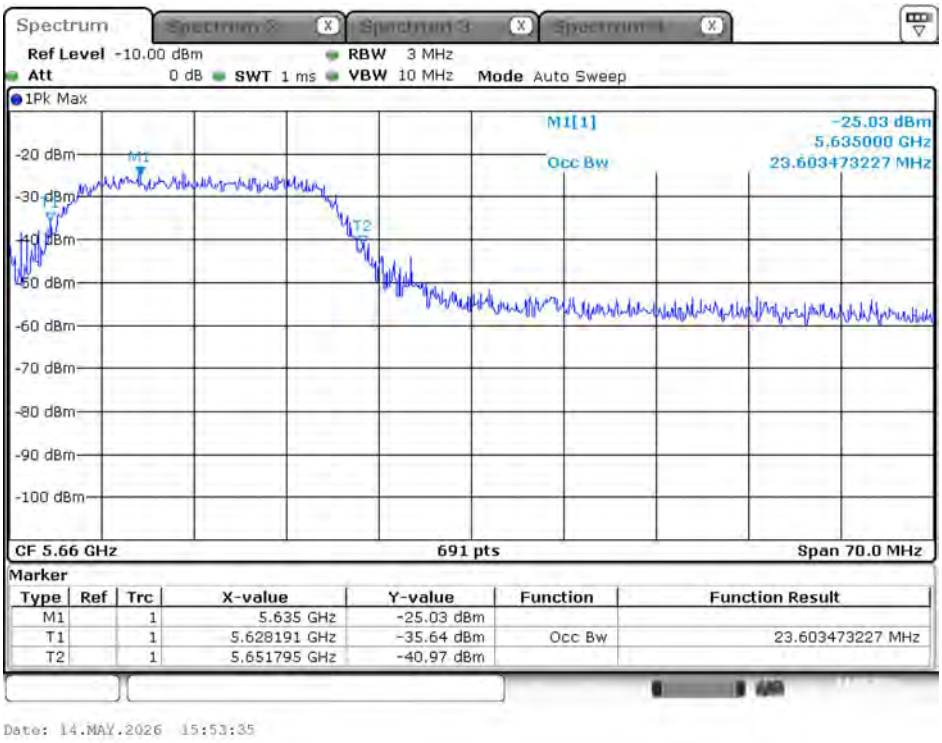

3.5.5 Test Result of Channel Move Time

Test mode: Mode 1
Modulation Mode: 802.11be (EHT80)

Parameter	Test Result	Limit
	Type 0	
Test Channel (MHz)	5530 MHz	-
Channel Move Time (sec.)	0.434	< 10s

Modulation Mode	Freq.	Radar Type
802.11be (EHT80)	5530 MHz	0

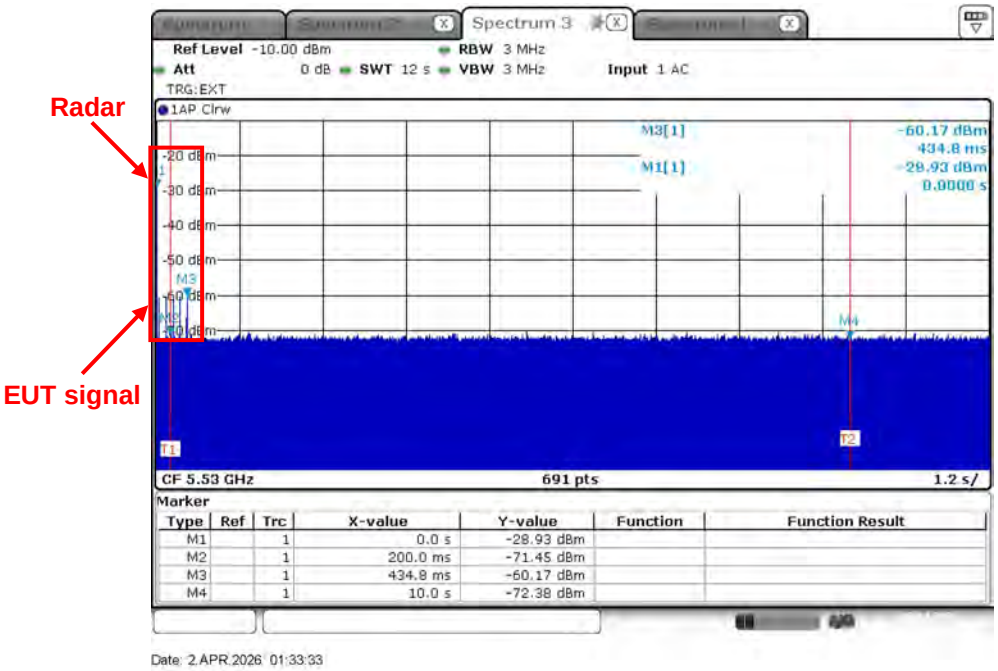

Test mode: Mode 2
Modulation Mode: 802.11be (EHT80)

Parameter	Test Result		Limit
	Type 0		
Test Channel (MHz)	5290 MHz	5530 MHz	-
Channel Move Time (sec.)	0.400	0.400	< 10s

Modulation Mode	Freq.	Radar Type
802.11be (EHT80)	5290 MHz	0

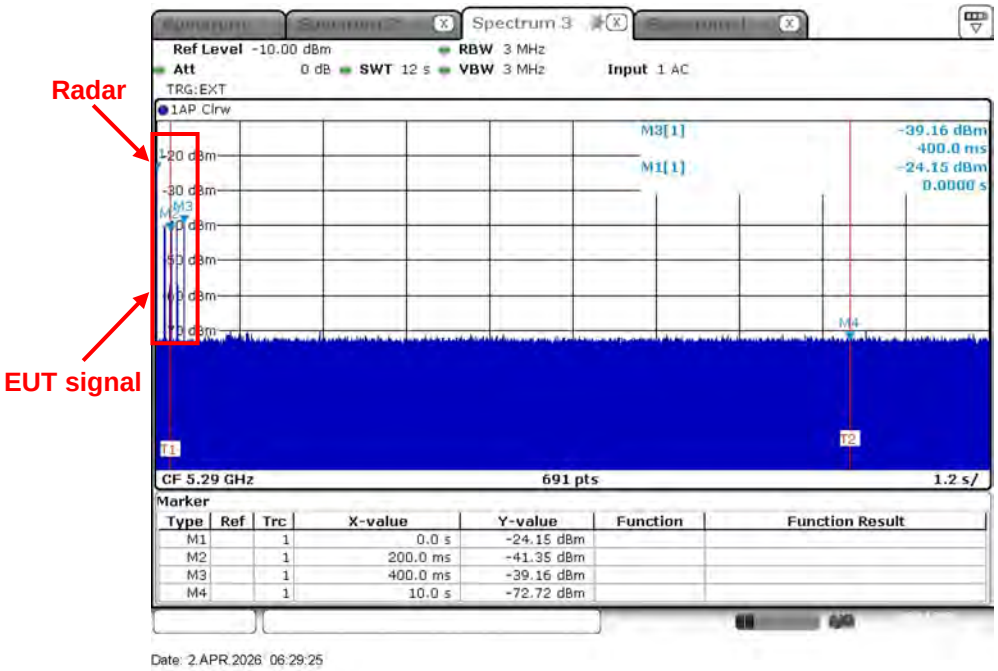

Modulation Mode	Freq.	Radar Type
802.11be (EHT80)	5530 MHz	0

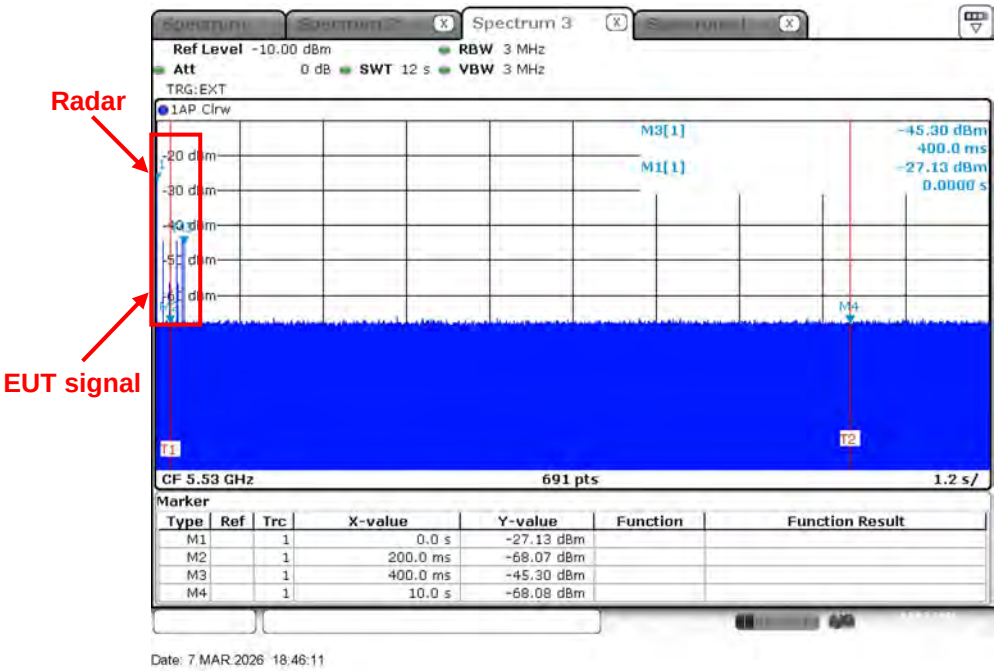

Test mode: Mode 3
Modulation Mode: 802.11be (EHT160)

Parameter	Test Result	Limit
	Type 0	
Test Channel (MHz)	5570 MHz	-
Channel Move Time (sec.)	0.000	< 10s

Modulation Mode	Freq.	Radar Type
802.11be (EHT160)	5570 MHz	0

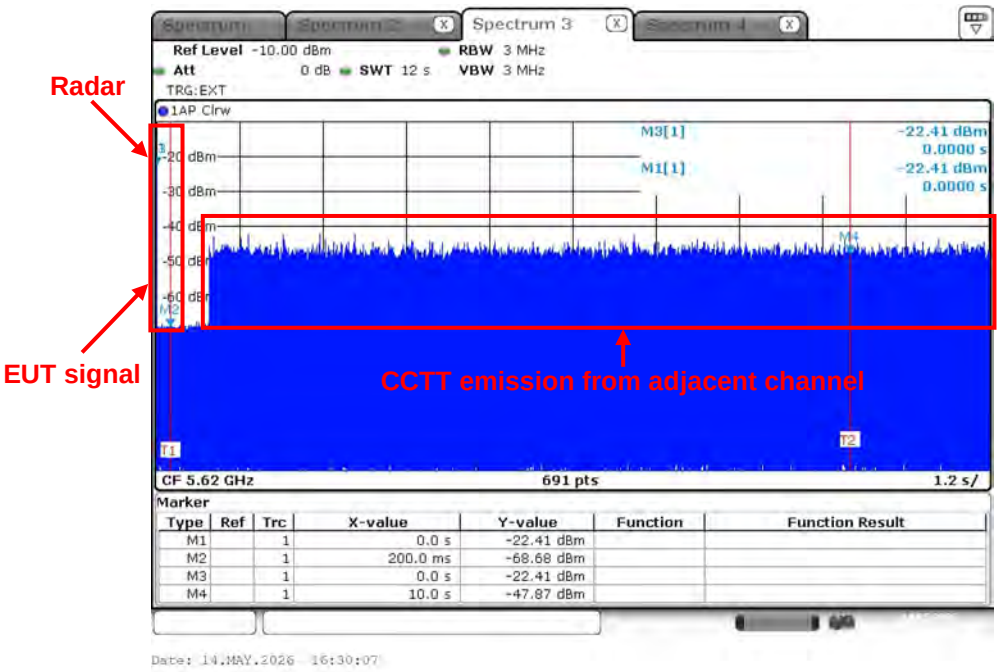

Test mode: Mode 4
Modulation Mode: 802.11be (EHT160)

Parameter	Test Result		Limit
	Type 0		
Test Channel (MHz)	5250 MHz	5570 MHz	-
Channel Move Time (sec.)	0.000	0.000	< 10s

Modulation Mode	Freq.	Radar Type
802.11be (EHT160)	5250 MHz	0

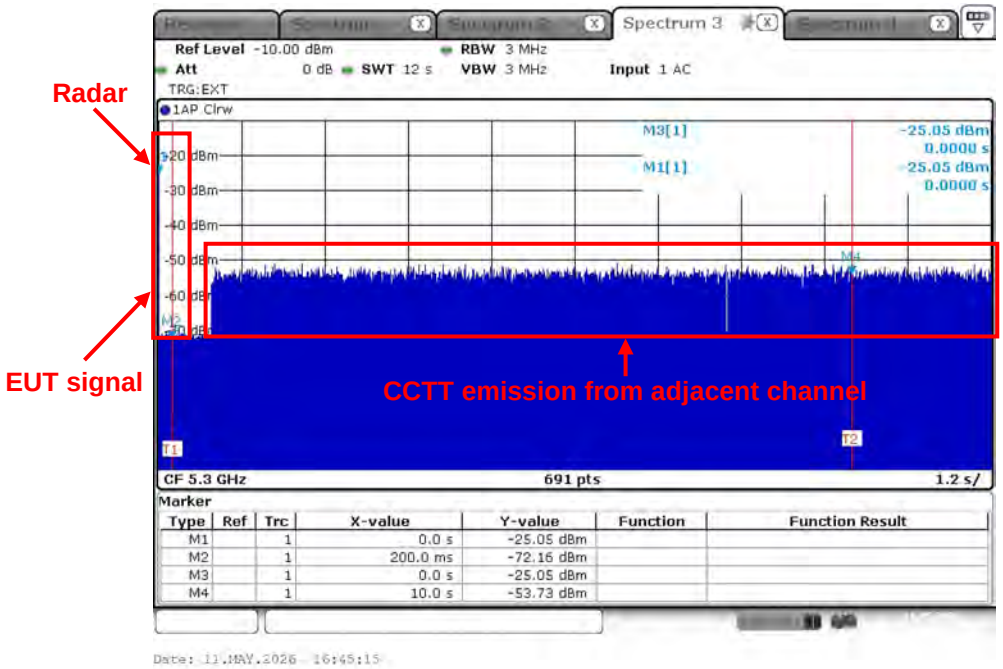

Modulation Mode	Freq.	Radar Type
802.11be (EHT160)	5570 MHz	0

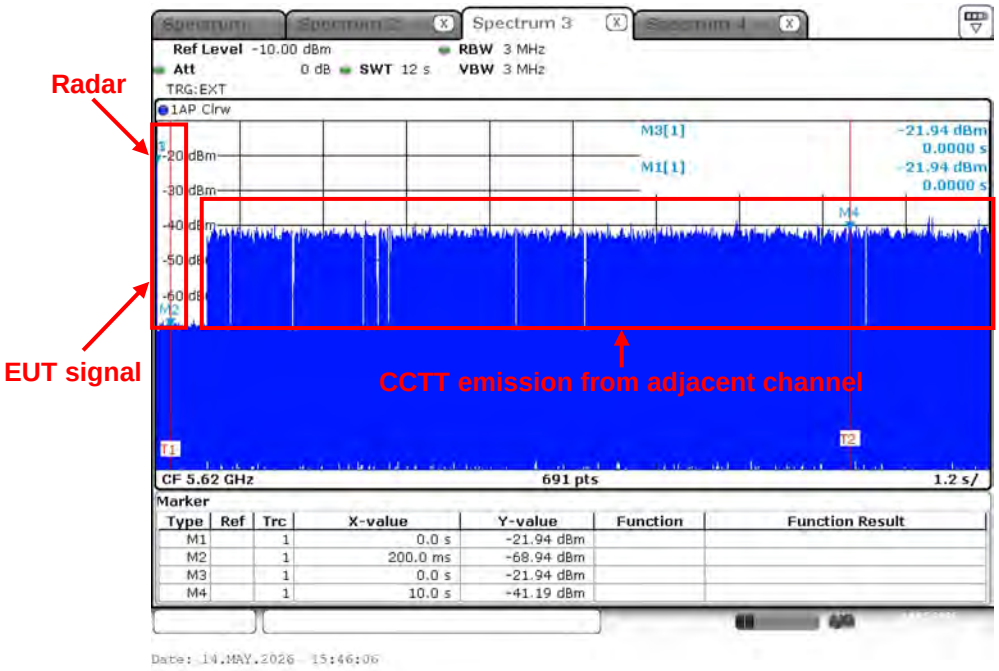

Test mode: Mode 5
Modulation Mode: 802.11be (EHT160)

Parameter	Test Result	Limit
	Type 0	
Test Channel (MHz)	5570 MHz	-
Channel Move Time (sec.)	0.087	< 10s
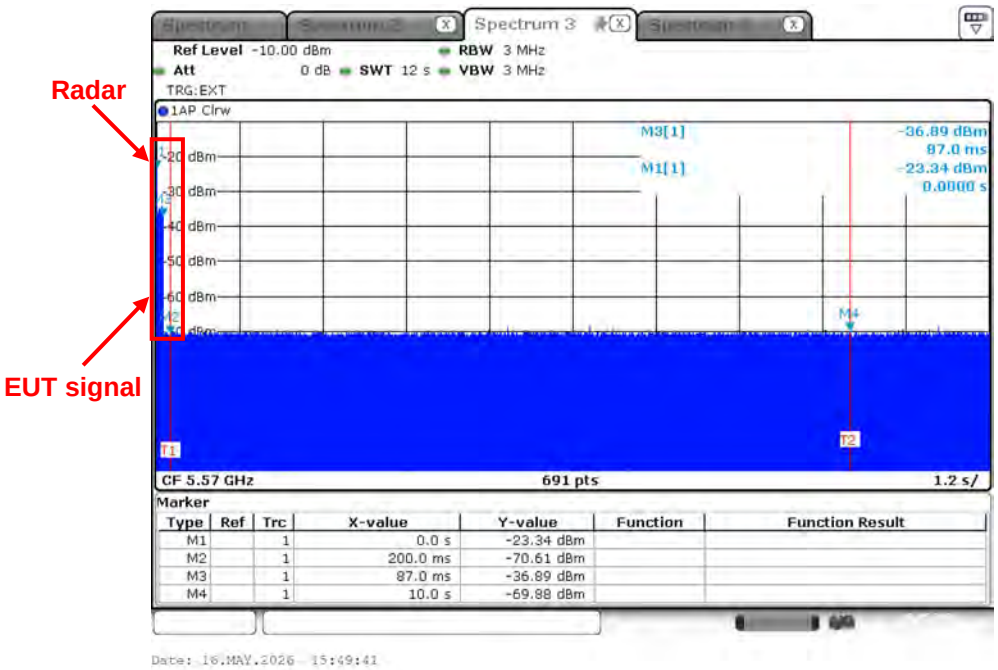
Modulation Mode	Freq.	Radar Type
802.11be (EHT160)	5570 MHz	0