# DFS TEST REPORT

| | | |
|---|---|---|
| FCC ID | : | UDX-CW9177I |
| Equipment | : | Cisco Wireless 9177I Series Wi-Fi 7 Access Point |
| Brand Name | : | CISCO |
| Model Name | : | CW9177I |
| Applicant | : | Cisco Systems, Inc.<br>170 West Tasman Drive, San Jose, CA 95134 USA |
| Manufacturer | : | Cisco Systems, Inc.<br>170 West Tasman Drive, San Jose, CA 95134 USA |
| Standard | : | 47 CFR FCC Part 15.407 |

**The product was received on Jan. 05, 2026, and testing was started from Feb. 14, 2026 and completed on Jul. 09, 2026. We, Sporton International Inc. Hsinchu Laboratory, would like to declare that the tested sample has been evaluated in accordance with the procedures given in FCC KDB 905462 D02 UNII DFS Compliance Procedures New Rules v02 and shown compliance with the applicable technical standards.**

**The test results in this report apply exclusively to the tested model / sample. Without written approval of Sporton International Inc. Hsinchu Laboratory, the test report shall not be reproduced except in full.**

**Approved by: Sam Chen**

***Sporton International Inc. Hsinchu Laboratory***
*No.8, Ln. 724, Bo'ai St., Zhubei City, Hsinchu County 302010, Taiwan (R.O.C.)*

# Table of Contents

**History of this test report** ..... **3**

**Summary of Test Result** ..... **4**

**1 General Description** ..... **5**

1.1 Information ..... 5
1.2 Accessories ..... 18
1.3 Support Equipment ..... 18
1.4 Applicable Standards ..... 19
1.5 Testing Location Information ..... 19

**2 Test Configuration of EUT** ..... **20**

2.1 Test Channel Frequencies Configuration ..... 20
2.2 The Worst Case Measurement Configuration ..... 21

**3 Dynamic Frequency Selection (DFS) Test Result** ..... **22**

3.1 General DFS Information ..... 22
3.2 Radar Test Waveform Calibration ..... 35
3.3 UNII Detection Bandwidth ..... 97
3.4 Channel Availability Check (CAC) ..... 137
3.5 In-service Monitoring ..... 162
3.6 Statistical Performance Check ..... 198

**4 Test Equipment and Calibration Data** ..... **1161**

**5 Measurement Uncertainty** ..... **1163**

**Appendix A. Test Photos**

**Photographs of EUT v01**

# History of this test report

| Report No. | Version | Description | Issued Date |
|---|---|---|---|
| FZ5D2458AA | 01 | Initial issue of report | Aug. 06, 2026 |
| | | | |
| | | | |
| | | | |
| | | | |
| | | | |
| | | | |
| | | | |
| | | | |
| | | | |
| | | | |
| | | | |
| | | | |
| | | | |
| | | | |
| | | | |
| | | | |
| | | | |
| | | | |
| | | | |
| | | | |
| | | | |
| | | | |
| | | | |

# Summary of Test Result

| Report Clause | Ref Std. Clause | Test Items | Result (PASS/FAIL) | Remark |
|---|---|---|---|---|
| 3.3 | FCC KDB 905462 7.8.1 | DFS: UNII Detection Bandwidth Measurement | PASS | - |
| 3.4 | FCC KDB 905462 7.8.2.1 | DFS: Initial Channel Availability Check Time | PASS | - |
| 3.4 | FCC KDB 905462 7.8.2.2 | DFS: Radar Burst at the Beginning of the Channel Availability Check Time | PASS | - |
| 3.4 | FCC KDB 905462 7.8.2.3 | DFS: Radar Burst at the End of the Channel Availability Check Time | PASS | - |
| 3.5 | FCC KDB 905462 7.8.3 | DFS: In-Service Monitoring for Channel Move Time (CMT) | PASS | - |
| 3.5 | FCC KDB 905462 7.8.3 | DFS: In-Service Monitoring for Channel Closing Transmission Time (CCTT) | PASS | - |
| 3.5 | FCC KDB 905462 7.8.3 | DFS: In-Service Monitoring for Non-Occupancy Period (NOP) | PASS | - |
| 3.6 | FCC KDB 905462 7.8.4 | DFS: Statistical Performance Check | PASS | - |
| 3.1.4 | FCC KDB 905462 8.1 | User Access Restrictions | N/A | Manufacturer attestation NOT accessible to user |

**Conformity Assessment Condition:**

1. The test results (PASS/FAIL) with all measurement uncertainty excluded are presented against the regulation limits or in accordance with the requirements stipulated by the applicant/manufacturer who shall bear all the risks of non-compliance that may potentially occur if measurement uncertainty is taken into account.
2. The measurement uncertainty please refer to each test result in the chapter "Measurement Uncertainty".

**Disclaimer:**

1. The product specifications of the EUT presented in the test report that may affect the test assessments are declared by the manufacturer who shall take full responsibility for the authenticity.
2. The test configuration, test mode and test software were written in this test report are declared by the manufacturer.

**Reviewed by: Sam Chen**
**Report Producer: Sophia Shiung**

# 1 General Description

## 1.1 Information

### 1.1.1 RF General Information

| Specification Items | Description | |
|---|---|---|
| **Frequency Range** | 5250 MHz – 5350 MHz<br>5470 MHz – 5725 MHz | |
| **Power Type** | From PoE, adapter or DC power supply (24~56Vdc) | |
| **Channel Bandwidth** | 20/40/80/160 MHz operating channel bandwidth | |
| **Operating Mode** | ☒ Master | |
| | ☒ Client with radar detection | |
| | ☐ Client without radar detection | |
| **Communication Mode** | ☒ IP Based (Load Based) | ☐ Frame Based |
| **TPC Function** | ☒ With TPC | ☐ Without TPC |
| **Weather Band (5600~5650MHz)** | ☒ With 5600~5650MHz | ☐ Without 5600~5650MHz |
| **Zero-Wait Function** | ☐ Support | ☒ Not Support |
| **Channel Puncturing Function** | ☒ Supported for Radio 2, 3 | |
| | ☒ Unsupported for Radio 0 | |
| **Power-on cycle** | Mode 1: 80MHz: Requires 258.841 seconds to complete its power-on cycle.<br>Mode 2 / UNII 2A: 80MHz: Requires 275.507 seconds to complete its power-on cycle.<br>Mode 2 / UNII 2C: 80MHz: Requires 279.130 seconds to complete its power-on cycle.<br>Mode 3: 160MHz: Requires 180.000 seconds to complete its power-on cycle.<br>Mode 4 / UNII 2A: 160MHz: Requires 183.478 seconds to complete its power-on cycle.<br>Mode 4 / UNII 2C: 160MHz: Requires 183.478 seconds to complete its power-on cycle.<br>Mode 5: 160MHz: Requires 229.855 seconds to complete its power-on cycle.<br>Mode 6: 160MHz: Requires 227.681 seconds to complete its power-on cycle.<br>Mode 7~8: N/A | |
| **Firmware Number** | Mode 1~2: 32-2-2-202602280453-G139d4f7a6eb1-rel-wraparound<br>Mode 3~4: 26.2.0.45<br>Mode 5~8: 26.2.0.56 | |
| **Serial Number** | Mode 1~2: WTT294500MW<br>Mode 3~8: WTT294603XS | |

- 11a, HT20 and HT40 use a combination of OFDM-BPSK, QPSK, 16QAM, 64QAM modulation.
- VHT20, VHT40, VHT80 and VHT160 use a combination of OFDM-BPSK, QPSK, 16QAM, 64QAM, 256QAM, 1024QAM modulation.
- HEW20, HEW40, HEW80 and HEW160 use a combination of OFDMA-BPSK, QPSK, 16QAM, 64QAM, 256QAM, 1024QAM modulation.
- EHT20, EHT40, EHT80 and EHT160 use a combination of OFDMA-BPSK, QPSK, 16QAM, 64QAM, 256QAM, 1024QAM, 4096QAM modulation.
- EUT employ a TPC mechanism and TPC have the capability to operate at least 6 dB below highest RF output power.

Note: The above information was declared by manufacturer.

**TPC Power Result**
**<Scan Radio 0>**
**Indoor use_UNII 2A:**

| Mode | Min Power (dBm) | Max Power (dBm) | Min EIRP (dBm) | Max EIRP (dBm) |
|---|---|---|---|---|
| 802.11a_Nss1,(6Mbps)_2TX | - | - | - | - |
| 5.25-5.35GHz | 15.61 | 21.61 | 20.38 | 26.38 |
| 802.11ax HEW20_Nss1,(MCS0)_2TX | - | - | - | - |
| 5.25-5.35GHz | 16.45 | 22.45 | 21.22 | 27.22 |
| 802.11ax HEW40_Nss1,(MCS0)_2TX | - | - | - | - |
| 5.25-5.35GHz | 17.93 | 23.93 | 22.70 | 28.70 |
| 802.11ax HEW80_Nss1,(MCS0)_2TX | - | - | - | - |
| 5.25-5.35GHz | 11.35 | 17.35 | 16.12 | 22.12 |
| 802.11ax HEW160_Nss1,(MCS0)_2TX | - | - | - | - |
| 5.25-5.35GHz | 7.39 | 13.39 | 12.16 | 18.16 |

**Indoor use_UNII 2C:**

| Mode | Min Power (dBm) | Max Power (dBm) | Min EIRP (dBm) | Max EIRP (dBm) |
|---|---|---|---|---|
| 802.11a_Nss1,(6Mbps)_2TX | - | - | - | - |
| 5.47-5.725GHz | 14.29 | 20.29 | 20.48 | 26.48 |
| 802.11ax HEW20_Nss1,(MCS0)_2TX | - | - | - | - |
| 5.47-5.725GHz | 15.12 | 21.12 | 21.31 | 27.31 |
| 802.11ax HEW40_Nss1,(MCS0)_2TX | - | - | - | - |
| 5.47-5.725GHz | 17.32 | 23.32 | 23.51 | 29.51 |
| 802.11ax HEW80_Nss1,(MCS0)_2TX | - | - | - | - |
| 5.47-5.725GHz | 17.47 | 23.47 | 23.66 | 29.66 |
| 802.11ax HEW160_Nss1,(MCS0)_2TX | - | - | - | - |
| 5.47-5.725GHz | 9.33 | 15.33 | 15.52 | 21.52 |

**Outdoor use:**

| Mode | Min Power (dBm) | Max Power (dBm) | Min EIRP (dBm) | Max EIRP (dBm) |
|---|---|---|---|---|
| 802.11ax HEW160_Nss1,(MCS0)_2TX | - | - | - | - |
| 5.25-5.35GHz | 7.39 | 13.39 | 12.16 | 18.16 |

**<Radio 2>**

| Mode | Min Power (dBm) | Max Power (dBm) | Min EIRP (dBm) | Max EIRP (dBm) |
|---|---|---|---|---|
| 802.11a_Nss1,(6Mbps)_1TX | - | - | - | - |
| 5.47-5.725GHz | 17.76 | 23.76 | 21.33 | 27.33 |
| 802.11be EHT20_Nss1,(MCS0)_1TX | - | - | - | - |
| 5.47-5.725GHz | 17.53 | 23.53 | 21.10 | 27.10 |
| 802.11be EHT40_Nss1,(MCS0)_1TX | - | - | - | - |
| 5.47-5.725GHz | 17.90 | 23.90 | 21.47 | 27.47 |
| 802.11be EHT80_Nss1,(MCS0)_1TX | - | - | - | - |
| 5.47-5.725GHz | 17.61 | 23.61 | 21.18 | 27.18 |
| 802.11be EHT160_Nss1,(MCS0)_1TX | - | - | - | - |
| 5.47-5.725GHz | 11.30 | 17.30 | 14.87 | 20.87 |
| 802.11a_Nss1,(6Mbps)_2TX | - | - | - | - |
| 5.47-5.725GHz | 17.52 | 23.52 | 23.95 | 29.95 |
| 802.11be EHT20_Nss1,(MCS0)_2TX | - | - | - | - |
| 5.47-5.725GHz | 17.53 | 23.53 | 23.96 | 29.96 |
| 802.11be EHT40_Nss1,(MCS0)_2TX | - | - | - | - |
| 5.47-5.725GHz | 17.27 | 23.27 | 23.70 | 29.70 |
| 802.11be EHT80_Nss1,(MCS0)_2TX | - | - | - | - |
| 5.47-5.725GHz | 17.52 | 23.52 | 23.95 | 29.95 |
| 802.11be EHT160_Nss1,(MCS0)_2TX | - | - | - | - |
| 5.47-5.725GHz | 11.91 | 17.91 | 18.34 | 24.34 |
| 802.11a_Nss1,(6Mbps)_4TX | - | - | - | - |
| 5.47-5.725GHz | 16.27 | 22.27 | 22.70 | 28.70 |
| 802.11be EHT20_Nss1,(MCS0)_4TX | - | - | - | - |
| 5.47-5.725GHz | 16.77 | 22.77 | 23.20 | 29.20 |
| 802.11be EHT40_Nss1,(MCS0)_4TX | - | - | - | - |
| 5.47-5.725GHz | 17.41 | 23.41 | 23.84 | 29.84 |
| 802.11be EHT80_Nss1,(MCS0)_4TX | - | - | - | - |
| 5.47-5.725GHz | 17.50 | 23.50 | 23.93 | 29.93 |
| 802.11be EHT160_Nss1,(MCS0)_4TX | - | - | - | - |
| 5.47-5.725GHz | 13.40 | 19.40 | 19.83 | 25.83 |
| 802.11be EHT20-BF_Nss1,(MCS0)_2TX | - | - | - | - |
| 5.47-5.725GHz | 17.53 | 23.53 | 23.96 | 29.96 |
| 802.11be EHT40-BF_Nss1,(MCS0)_2TX | - | - | - | - |
| 5.47-5.725GHz | 17.27 | 23.27 | 23.70 | 29.70 |
| 802.11be EHT80-BF_Nss1,(MCS0)_2TX | - | - | - | - |
| 5.47-5.725GHz | 17.52 | 23.52 | 23.95 | 29.95 |
| 802.11be EHT160-BF_Nss1,(MCS0)_2TX | - | - | - | - |
| 5.47-5.725GHz | 11.91 | 17.91 | 18.34 | 24.34 |
| 802.11be EHT20-BF_Nss1,(MCS0)_4TX | - | - | - | - |
| 5.47-5.725GHz | 15.89 | 21.89 | 23.88 | 29.88 |
| 802.11be EHT40-BF_Nss1,(MCS0)_4TX | - | - | - | - |
| 5.47-5.725GHz | 15.77 | 21.77 | 23.76 | 29.76 |
| 802.11be EHT80-BF_Nss1,(MCS0)_4TX | - | - | - | - |
| 5.47-5.725GHz | 15.91 | 21.91 | 23.90 | 29.90 |
| 802.11be EHT160-BF_Nss1,(MCS0)_4TX | - | - | - | - |
| 5.47-5.725GHz | 13.40 | 19.40 | 21.39 | 27.39 |

**<Radio 3>**
**Indoor use_UNII 2A:**

| Mode | Min Power (dBm) | Max Power (dBm) | Min EIRP (dBm) | Max EIRP (dBm) |
|---|---|---|---|---|
| 802.11a_Nss1,(6Mbps)_1TX | - | - | - | - |
| 5.25-5.35GHz | 17.55 | 23.55 | 23.49 | 29.49 |
| 802.11be EHT20_Nss1,(MCS0)_1TX | - | - | - | - |
| 5.25-5.35GHz | 17.70 | 23.70 | 23.64 | 29.64 |
| 802.11be EHT40_Nss1,(MCS0)_1TX | - | - | - | - |
| 5.25-5.35GHz | 17.80 | 23.80 | 23.74 | 29.74 |
| 802.11be EHT80_Nss1,(MCS0)_1TX | - | - | - | - |
| 5.25-5.35GHz | 16.66 | 22.66 | 22.60 | 28.60 |
| 802.11be EHT160_Nss1,(MCS0)_1TX | - | - | - | - |
| 5.25-5.35GHz | 12.65 | 18.65 | 18.59 | 24.59 |
| 802.11a_Nss1,(6Mbps)_2TX | - | - | - | - |
| 5.25-5.35GHz | 17.96 | 23.96 | 23.90 | 29.90 |
| 802.11be EHT20_Nss1,(MCS0)_2TX | - | - | - | - |
| 5.25-5.35GHz | 17.78 | 23.78 | 23.72 | 29.72 |
| 802.11be EHT40_Nss1,(MCS0)_2TX | - | - | - | - |
| 5.25-5.35GHz | 17.94 | 23.94 | 23.88 | 29.88 |
| 802.11be EHT80_Nss1,(MCS0)_2TX | - | - | - | - |
| 5.25-5.35GHz | 17.78 | 23.78 | 23.72 | 29.72 |
| 802.11be EHT160_Nss1,(MCS0)_2TX | - | - | - | - |
| 5.25-5.35GHz | 14.63 | 20.63 | 20.57 | 26.57 |
| 802.11a_Nss1,(6Mbps)_4TX | - | - | - | - |
| 5.25-5.35GHz | 16.32 | 22.32 | 22.26 | 28.26 |
| 802.11be EHT20_Nss1,(MCS0)_4TX | - | - | - | - |
| 5.25-5.35GHz | 17.05 | 23.05 | 22.99 | 28.99 |
| 802.11be EHT40_Nss1,(MCS0)_4TX | - | - | - | - |
| 5.25-5.35GHz | 17.85 | 23.85 | 23.79 | 29.79 |
| 802.11be EHT80_Nss1,(MCS0)_4TX | - | - | - | - |
| 5.25-5.35GHz | 17.56 | 23.56 | 23.50 | 29.50 |
| 802.11be EHT160_Nss1,(MCS0)_4TX | - | - | - | - |
| 5.25-5.35GHz | 14.85 | 20.85 | 20.79 | 26.79 |
| 802.11be EHT20-BF_Nss1,(MCS0)_2TX | - | - | - | - |
| 5.25-5.35GHz | 17.78 | 23.78 | 23.72 | 29.72 |
| 802.11be EHT40-BF_Nss1,(MCS0)_2TX | - | - | - | - |
| 5.25-5.35GHz | 17.94 | 23.94 | 23.88 | 29.88 |
| 802.11be EHT80-BF_Nss1,(MCS0)_2TX | - | - | - | - |
| 5.25-5.35GHz | 17.78 | 23.78 | 23.72 | 29.72 |
| 802.11be EHT160-BF_Nss1,(MCS0)_2TX | - | - | - | - |
| 5.25-5.35GHz | 14.63 | 20.63 | 20.57 | 26.57 |
| 802.11be EHT20-BF_Nss1,(MCS0)_4TX | - | - | - | - |
| 5.25-5.35GHz | 15.80 | 21.80 | 23.79 | 29.79 |
| 802.11be EHT40-BF_Nss1,(MCS0)_4TX | - | - | - | - |
| 5.25-5.35GHz | 15.84 | 21.84 | 23.83 | 29.83 |
| 802.11be EHT80-BF_Nss1,(MCS0)_4TX | - | - | - | - |
| 5.25-5.35GHz | 15.65 | 21.65 | 23.64 | 29.64 |
| 802.11be EHT160-BF_Nss1,(MCS0)_4TX | - | - | - | - |
| 5.25-5.35GHz | 14.85 | 20.85 | 22.84 | 28.84 |

## Indoor use_UNII 2C:

| Mode | Min Power (dBm) | Max Power (dBm) | Min EIRP (dBm) | Max EIRP (dBm) |
|---|---|---|---|---|
| 802.11a_Nss1,(6Mbps)_1TX | - | - | - | - |
| 5.47-5.725GHz | 17.78 | 23.78 | 22.50 | 28.50 |
| 802.11be EHT20_Nss1,(MCS0)_1TX | - | - | - | - |
| 5.47-5.725GHz | 17.52 | 23.52 | 22.24 | 28.24 |
| 802.11be EHT40_Nss1,(MCS0)_1TX | - | - | - | - |
| 5.47-5.725GHz | 17.94 | 23.94 | 22.66 | 28.66 |
| 802.11be EHT80_Nss1,(MCS0)_1TX | - | - | - | - |
| 5.47-5.725GHz | 17.96 | 23.96 | 22.68 | 28.68 |
| 802.11be EHT160_Nss1,(MCS0)_1TX | - | - | - | - |
| 5.47-5.725GHz | 15.85 | 21.85 | 20.57 | 26.57 |
| 802.11a_Nss1,(6Mbps)_2TX | - | - | - | - |
| 5.47-5.725GHz | 17.96 | 23.96 | 22.68 | 28.68 |
| 802.11be EHT20_Nss1,(MCS0)_2TX | - | - | - | - |
| 5.47-5.725GHz | 17.67 | 23.67 | 22.39 | 28.39 |
| 802.11be EHT40_Nss1,(MCS0)_2TX | - | - | - | - |
| 5.47-5.725GHz | 17.82 | 23.82 | 22.54 | 28.54 |
| 802.11be EHT80_Nss1,(MCS0)_2TX | - | - | - | - |
| 5.47-5.725GHz | 17.79 | 23.79 | 22.51 | 28.51 |
| 802.11be EHT160_Nss1,(MCS0)_2TX | - | - | - | - |
| 5.47-5.725GHz | 17.61 | 23.61 | 22.33 | 28.33 |
| 802.11a_Nss1,(6Mbps)_4TX | - | - | - | - |
| 5.47-5.725GHz | 16.84 | 22.84 | 21.56 | 27.56 |
| 802.11be EHT20_Nss1,(MCS0)_4TX | - | - | - | - |
| 5.47-5.725GHz | 17.58 | 23.58 | 22.30 | 28.30 |
| 802.11be EHT40_Nss1,(MCS0)_4TX | - | - | - | - |
| 5.47-5.725GHz | 17.75 | 23.75 | 22.47 | 28.47 |
| 802.11be EHT80_Nss1,(MCS0)_4TX | - | - | - | - |
| 5.47-5.725GHz | 17.78 | 23.78 | 22.50 | 28.50 |
| 802.11be EHT160_Nss1,(MCS0)_4TX | - | - | - | - |
| 5.47-5.725GHz | 17.54 | 23.54 | 22.26 | 28.26 |
| 802.11be EHT20-BF_Nss1,(MCS0)_2TX | - | - | - | - |
| 5.47-5.725GHz | 17.67 | 23.67 | 22.39 | 28.39 |
| 802.11be EHT40-BF_Nss1,(MCS0)_2TX | - | - | - | - |
| 5.47-5.725GHz | 17.82 | 23.82 | 22.54 | 28.54 |
| 802.11be EHT80-BF_Nss1,(MCS0)_2TX | - | - | - | - |
| 5.47-5.725GHz | 17.79 | 23.79 | 22.51 | 28.51 |
| 802.11be EHT160-BF_Nss1,(MCS0)_2TX | - | - | - | - |
| 5.47-5.725GHz | 17.61 | 23.61 | 22.33 | 28.33 |
| 802.11be EHT20-BF_Nss1,(MCS0)_4TX | - | - | - | - |
| 5.47-5.725GHz | 16.48 | 22.48 | 23.86 | 29.86 |
| 802.11be EHT40-BF_Nss1,(MCS0)_4TX | - | - | - | - |
| 5.47-5.725GHz | 16.58 | 22.58 | 23.96 | 29.96 |
| 802.11be EHT80-BF_Nss1,(MCS0)_4TX | - | - | - | - |
| 5.47-5.725GHz | 16.57 | 22.57 | 23.95 | 29.95 |
| 802.11be EHT160-BF_Nss1,(MCS0)_4TX | - | - | - | - |
| 5.47-5.725GHz | 16.19 | 22.19 | 23.57 | 29.57 |

**Outdoor use:**

| Mode | Min Power (dBm) | Max Power (dBm) | Min EIRP (dBm) | Max EIRP (dBm) |
|---|---|---|---|---|
| 802.11be EHT160_Nss1,(MCS0)_1TX | - | - | - | - |
| 5.25-5.35GHz | 12.41 | 18.41 | 18.35 | 24.35 |
| 802.11be EHT160_Nss1,(MCS0)_2TX | - | - | - | - |
| 5.25-5.35GHz | 14.27 | 20.27 | 20.21 | 26.21 |
| 802.11be EHT160-BF_Nss1,(MCS0)_2TX | - | - | - | - |
| 5.25-5.35GHz | 14.27 | 20.27 | 20.21 | 26.21 |
| 802.11be EHT160_Nss1,(MCS0)_4TX | - | - | - | - |
| 5.25-5.35GHz | 14.42 | 20.42 | 20.36 | 26.36 |
| 802.11be EHT160-BF_Nss1,(MCS0)_4TX | - | - | - | - |
| 5.25-5.35GHz | 14.42 | 20.42 | 22.41 | 28.41 |

Note: The manufacturer declared that TPC is applied to this equipment. The test result of TPC is equal to RF output power minus 6dBm which is recorded as a reference for the manufacturer.

### 1.1.2 Antenna Information

| Ant. | Brand | Model Name | Antenna Type | Connector | Cross-polar | Radio (R) |
|---|---|---|---|---|---|---|
| 1 | WNC | 95XPAN15.G01 | PIFA | I-Pex | V | R1/3 |
| 2 | WNC | 95XPAN15.G02 | Dipole | I-Pex | H | R1/3 |
| 3 | WNC | 95XPAN15.G03 | PIFA | I-Pex | V | R1/3 |
| 4 | WNC | 95XPAN15.G04 | Dipole | I-Pex | H | R1/3 |
| 5 | WNC | 95XPAN15.G05 | PIFA | I-Pex | V | R2 |
| 6 | WNC | 95XPAN15.G06 | Dipole | I-Pex | H | R2 |
| 7 | WNC | 95XPAN15.G07 | PIFA | I-Pex | V | R2 |
| 8 | WNC | 95XPAN15.G08 | Dipole | I-Pex | H | R2 |
| 9 | WNC | 95XPAN15.G09 | PIFA | I-Pex | V | R0 |
| 10 | WNC | 95XPAN15.G10 | PIFA | I-Pex | V | R0 |
| 11 | WNC | 95XPAN15.G11 | PIFA | I-Pex | V | R4 |
| 12 | WNC | 95XPAN15.G12 | PIFA | I-Pex | V | R5 |
| 13 | WNC | 81VEAR15.G01 | Patch | SMA | V | R5 |

| Ant. | Port / Radio (R) | | Composite Gain (dBi) | | | | | Ant. Gain above 30 degrees (dBi) |
|---|---|---|---|---|---|---|---|---|
| | WLAN 2.4GHz | WLAN 5GHz | WLAN 2.4GHz | WLAN 5GHz | | | | WLAN 5GHz |
| | R1 | R3 | | UNII 1 | UNII 2A | UNII 2C | UNII 3 | UNII 1 |
| 1 | 1 | 1 | 3.26 | 6.39 | 5.94 | 4.72 | 4.1 | -2.9 |
| 2 | 2 | 2 | 4.94 | 3.79 | 4.08 | 3.73 | 5.4 | -6.7 |
| 3 | 3 | 3 | 2.51 | 5.67 | 5.38 | 4.71 | 4.38 | -2.9 |
| 4 | 4 | 4 | 4.47 | 3.92 | 4.23 | 4.25 | 3.79 | -6.3 |

| Ant. | Port / Radio (R) | Composite Gain (dBi) | | | | | Ant. Gain above 30 degrees (dBi) | | |
|---|---|---|---|---|---|---|---|---|---|
| | WLAN 5/6GHz | WLAN 5GHz | | WLAN 6GHz | | | WLAN 6GHz | | |
| | R2 | UNII 2C | UNII 3 | UNII 5 | UNII 6 | UNII 7 | UNII 5 | UNII 6 | UNII 7 |
| 5 | 1 | 3.57 | 4.71 | 5.5 | 5.4 | 6.47 | -3.8 | -3.3 | -3.7 |
| 6 | 2 | 6.43 | 5.77 | 5.44 | 5.31 | 5.31 | -9 | -6 | -5.4 |
| 7 | 3 | 4.1 | 3.46 | 4.13 | 4.65 | 4.7 | -4 | -3.5 | -3 |
| 8 | 4 | 5.31 | 5.06 | 5.81 | 6.52 | 6.51 | -9.3 | -6.4 | -6.1 |

| Ant. | Port / Radio (R) | Composite Gain (dBi) | | | | | | | |
|---|---|---|---|---|---|---|---|---|---|
| | WLAN 2.4/5/6GHz | WLAN 2.4GHz | WLAN 5GHz | | | | WLAN 6GHz | | |
| | R0 | | UNII 1 | UNII 2A | UNII 2C | UNII 3 | UNII 5 | UNII 6 | UNII 7 |
| 9 | 1 | 4.89 | 4.4 | 4.72 | 5.23 | 5.34 | 5 | 3.66 | 4.13 |
| 10 | 2 | 4.61 | 4.09 | 4.77 | 6.19 | 4.88 | 6.57 | 5.01 | 5.5 |

| Ant. | Port / Radio (R) | Ant. Gain above 30 degrees (dBi) | | | |
|---|---|---|---|---|---|
| | WLAN 2.4/5/6GHz | WLAN 5GHz | WLAN 6GHz | | |
| | R0 | UNII 1 | UNII 5 | UNII 6 | UNII 7 |
| 9 | 1 | -3.4 | -2.1 | -2 | -2.3 |
| 10 | 2 | -4 | -4.1 | -4 | -4.3 |

| Ant. | Port / Radio (R) | | Gain (dBi) | |
|---|---|---|---|---|
| | BT / IEEE 802.15.4 | GPS | BT / IEEE 802.15.4 | GPS |
| | R4 | R5 | | |
| 11 | 1 | - | 3.3 | - |
| 12 | - | 1 | - | 3.8 |
| 13 | - | 1 | - | 2.98 |

Note 1: The above information was declared by manufacturer.
Note 2: States antenna 6GHz transmission will be restricted per country's regulation.
Note 3: Directional gain information

| Type | Maximum Output Power | Power Spectral Density |
|---|---|---|
| Non-BF | Directional gain = Max.gain + array gain.<br>For power measurements on IEEE 802.11 devices<br>Array Gain = 0 dB (i.e., no array gain) for N ANT ≤ 4 | $DirectionalGain = 10 \cdot \log\left[\frac{\sum_{j=1}^{N_{SS}}\left\{\sum_{k=1}^{N_{ANT}} g_{j,k}\right\}^2}{N_{ANT}}\right]$ |
| BF | $DirectionalGain = 10 \cdot \log\left[\frac{\sum_{j=1}^{N_{SS}}\left\{\sum_{k=1}^{N_{ANT}} g_{j,k}\right\}^2}{N_{ANT}}\right]$ | $DirectionalGain = 10 \cdot \log\left[\frac{\sum_{j=1}^{N_{SS}}\left\{\sum_{k=1}^{N_{ANT}} g_{j,k}\right\}^2}{N_{ANT}}\right]$ |

Ex.

Directional Gain (NSS1) formula :

$$Directiona\ lGain = 10 \cdot \log\left[\frac{\sum_{j=1}^{N_{SS}}\left\{\sum_{k=1}^{N_{ANT}} g_{j,k}\right\}^2}{N_{ANT}}\right]$$

**For 2TX:**

NSS1(g1,1) = $10^{G1/20}$ ; NSS1(g1,2)= $10^{G2/20}$ ;

gj,k =$(\mathrm{Nss1(g1,1)} + \mathrm{Nss1(g1,2)})^2$

DG = 10 log[$(\mathrm{Nss1(g1,1)} + \mathrm{Nss1(g1,2)})^2 / \mathrm{N_{ANT}}$] => 10 log[$(10^{G1/20} + 10^{G2/20})^2 / \mathrm{N_{ANT}}$]

**For 4TX:**

NSS1(g1,1) = $10^{G1/20}$ ; NSS1(g1,2)= $10^{G2/20}$ ; NSS1(g1,3)= $10^{G3/20}$; NSS1(g1,4)= $10^{G4/20}$

gj,k =$(\mathrm{Nss1(g1,1)} + \mathrm{Nss1(g1,2)} + \mathrm{Nss1(g1,3)} + \mathrm{Nss1(g1,4)})^2$

DG = 10 log[$(\mathrm{Nss1(g1,1)} + \mathrm{Nss1(g1,2)} + \mathrm{Nss1(g1,3)} + \mathrm{Nss1(g1,4)})^2 / \mathrm{N_{ANT}}$] => 10 log[$(10^{G1/20} + 10^{G2/20} + 10^{G3/20} + 10^{G4/20})^2 / \mathrm{N_{ANT}}$]

Where;

| Radio | Mode | | Max Gain (dBi) | | | | DG (dBi) | Remark |
|---|---|---|---|---|---|---|---|---|
| | | | G1 | G2 | G3 | G4 | | |
| 0 | 2.4GHz | 2TX | 4.89 | 4.61 | - | - | 7.76 | - |
| | 5GHz UNII-1 | 2TX | 4.4 | 4.09 | - | - | 7.41 | |
| | 5GHz UNII-2A | 2TX | 4.72 | 4.77 | - | - | 7.78 | |
| | 5GHz UNII-2C | 2TX | 5.23 | 6.19 | - | - | 9.20 | |
| | 5GHz UNII-3 | 2TX | 5.34 | 4.88 | - | - | 8.35 | |
| | 6GHz UNII-5 | 2TX | 5 | 6.57 | - | - | 9.58 | |
| | 6GHz UNII-6 | 2TX | 3.66 | 5.01 | - | - | 8.02 | |
| | 6GHz UNII-7 | 2TX | 4.13 | 5.5 | - | - | 8.51 | |

| Radio | Mode | | Max Gain (dBi) | | | | DG (dBi) | Remark |
|---|---|---|---|---|---|---|---|---|
| | | | G1 | G2 | G3 | G4 | | |
| 1 | 2.4GHz | 2TX | 3.26 | 4.94 | - | - | 4.94 | Cross-Polarized Antenna |
| | | 4TX | 3.26 | 4.94 | 2.51 | 4.47 | 6.91 | |
| 2 | 5GHz UNII-2C | 2TX | 3.57 | 6.43 | - | - | 6.43 | |
| | | 4TX | 3.57 | 6.43 | 4.1 | 5.31 | 7.99 | |
| | 5GHz UNII-3 | 2TX | 4.71 | 5.77 | - | - | 5.77 | |
| | | 4TX | 4.71 | 5.77 | 3.46 | 5.06 | 7.82 | |
| | 6GHz UNII-5 | 2TX | 5.5 | 5.44 | - | - | 5.5 | |
| | | 4TX | 5.5 | 5.44 | 4.13 | 5.81 | 8.26 | |
| | 6GHz UNII-6 | 2TX | 5.4 | 5.31 | - | - | 5.4 | |
| | | 4TX | 5.4 | 5.31 | 4.65 | 6.52 | 8.52 | |
| | 6GHz UNII-7 | 2TX | 6.47 | 5.31 | - | - | 6.47 | |
| | | 4TX | 6.47 | 5.31 | 4.7 | 6.51 | 8.82 | |
| 3 | 5GHz UNII-1 | 2TX | 6.39 | 3.79 | - | - | 6.39 | |
| | | 4TX | 6.39 | 3.79 | 5.67 | 3.92 | 8.09 | |
| | 5GHz UNII-2A | 2TX | 5.94 | 4.08 | - | - | 5.94 | |
| | | 4TX | 5.94 | 4.08 | 5.38 | 4.23 | 7.99 | |
| | 5GHz UNII-2C | 2TX | 4.72 | 3.73 | - | - | 4.72 | |
| | | 4TX | 4.72 | 3.73 | 4.71 | 4.25 | 7.38 | |
| | 5GHz UNII-3 | 2TX | 4.1 | 5.4 | - | - | 5.4 | |
| | | 4TX | 4.1 | 5.4 | 4.38 | 3.79 | 7.46 | |

**For Antenna Gain above 30 degrees:**

| Radio | Mode | | Max Gain (dBi) | | | | DG (dBi) | Remark |
|---|---|---|---|---|---|---|---|---|
| | | | G1 | G2 | G3 | G4 | | |
| 2 | 6G UNII-5 | 2TX | -3.8 | -9 | - | - | -3.8 | Cross-Polarized Antenna |
| | | 4TX | -3.8 | -9 | -4 | -9.3 | -2.76 | |
| | 6G UNII-6 | 2TX | -3.3 | -6 | - | - | -3.3 | |
| | | 4TX | -3.3 | -6 | -3.5 | -6.4 | -1.57 | |
| | 6G UNII-7 | 2TX | -3.7 | -5.4 | - | - | -3.7 | |
| | | 4TX | -3.7 | -5.4 | -3 | -6.1 | -1.37 | |
| 3 | 5G UNII-1 | 2TX | -2.9 | -6.7 | - | - | -2.9 | |
| | | 4TX | -2.9 | -6.7 | -2.9 | -6.3 | -1.33 | |

Note 4: **<Scan Radio 0>**

**For 2.4GHz function:**

**For IEEE 802.11 b/g/n/VHT/ax (2TX/2RX):**

Port 1~2 can be used as transmitting/receiving antenna.

Port 1~2 could transmit/receive simultaneously.

**For 5GHz function:**

**For IEEE 802.11 a/n/ac/ax (2TX/2RX):**

Port 1~2 can be used as transmitting/receiving antenna.

Port 1~2 could transmit/receive simultaneously.

**For 6GHz function:**

**For IEEE 802.11 ax (2TX/2RX):**

Port 1~2 can be used as transmitting/receiving antenna.

Port 1~2 could transmit/receive simultaneously.

**<Radio 1>**
**For 2.4GHz function:**
**For IEEE 802.11 b/g/n/VHT/ax/be (1TX, 2TX, 4TX/4RX):**
**1TX:**
Only Port 1 can be used as transmitting antenna.
**2TX:**
Both Port 1 and 2 can be used as transmitting antenna.
Port 1~2 could transmit simultaneously.
**4TX:**
Port 1~4 can be used as transmitting antenna.
Port 1~4 could transmit simultaneously.
**4RX:**
Port 1~4 can be used as receiving antenna.
Port 1~4 could receive simultaneously.

**<Radio 2>**
**For 5GHz function:**
**For IEEE 802.11 a/n/ac/ax/be (1TX, 2TX, 4TX/4RX):**
**1TX:**
Only Port 1 can be used as transmitting antenna.
**2TX:**
Both Port 1 and 2 can be used as transmitting antenna.
Port 1~2 could transmit simultaneously.
**4TX:**
Port 1~4 can be used as transmitting antenna.
Port 1~4 could transmit simultaneously.
**4RX:**
Port 1~4 can be used as receiving antenna.
Port 1~4 could receive simultaneously.
**For 6GHz function:**
**For IEEE 802.11 ax/be (1TX, 2TX, 4TX/4RX):**
**1TX:**
Only Port 1 can be used as transmitting antenna.
**2TX:**
Both Port 1 and 2 can be used as transmitting antenna.
Port 1~2 could transmit simultaneously.
**4TX:**
Port 1~4 can be used as transmitting antenna.
Port 1~4 could transmit simultaneously.
**4RX:**
Port 1~4 can be used as receiving antenna.
Port 1~4 could receive simultaneously.

**<Radio 3>**
**For 5GHz function:**
**For IEEE 802.11 a/n/ac/ax/be (1TX, 2TX, 4TX/4RX):**
**1TX:**
Only Port 1 can be used as transmitting antenna.
**2TX:**
Both Port 1 and 2 can be used as transmitting antenna.
Port 1~2 could transmit simultaneously.
**4TX:**
Port 1~4 can be used as transmitting antenna.
Port 1~4 could transmit simultaneously.
**4RX:**
Port 1~4 can be used as receiving antenna.
Port 1~4 could receive simultaneously.

**<Radio 4>**
**For Bluetooth function (1TX/1RX):**
Only Port 1 can be used as transmitting/receiving antenna.
**For IEEE 802.15.4 function (1TX/1RX):**
Only Port 1 can be used as transmitting/receiving antenna.

**<Radio 5>**
**For GPS function (1RX):**
Ant. 12~13 can be used as receiving antenna, but only one of them will be used at one time.

### 1.1.3 DFS Band Carrier Frequencies

There are four bandwidth systems.

For 20MHz bandwidth systems, use Channel 52, 56, 60, 64, 100, 104, 108, 112, 116, 120, 124, 128, 132, 136, 140, 144.

For 40MHz bandwidth systems, use Channel 54, 62, 102, 110, 118, 126, 134, 142.

For 80MHz bandwidth systems, use Channel 58, 106, 122, 138.

For 160MHz bandwidth systems, use Channel 50, 114.

| Frequency Band | Channel No. | Frequency | Channel No. | Frequency |
|---|---|---|---|---|
| 5250~5350 MHz UNII2A | 50 | 5250 MHz | 58 | 5290 MHz |
| | 52 | 5260 MHz | 60 | 5300 MHz |
| | 54 | 5270 MHz | 62 | 5310 MHz |
| | 56 | 5280 MHz | 64 | 5320 MHz |
| 5470~5725 MHz UNII2C | 100 | 5500 MHz | 122 | 5610 MHz |
| | 102 | 5510 MHz | 124 | 5620 MHz |
| | 104 | 5520 MHz | 126 | 5630 MHz |
| | 106 | 5530 MHz | 128 | 5640 MHz |
| | 108 | 5540 MHz | 132 | 5660 MHz |
| | 110 | 5550 MHz | 134 | 5670 MHz |
| | 112 | 5560 MHz | 136 | 5680 MHz |
| | 114 | 5570 MHz | 138 | 5690 MHz |
| | 116 | 5580 MHz | 140 | 5700 MHz |
| | 118 | 5590 MHz | 142 | 5710 MHz |
| | 120 | 5600 MHz | 144 | 5720 MHz |

### 1.1.4 Table for SW Information

| SW | BW of 5GHz Mode (MHz) | 6GHz Mode | Support Function |
|---|---|---|---|
| Catalyst | 20/40/80/160 | Standard Power Access Point. | AP |
| | | | CURWB P2MP Master |
| | | - | CURWB P2MP client with radar detection |
| Meraki | 20/40/80 | Standard Power Access Point. | AP |

Note: The above information was declared by manufacturer.

### 1.1.5 Table for Radio Function

| Radio (R) | Support Function | WLAN 2.4GHz | WLAN 5GHz | | WLAN 6GHz | BT / IEEE 802.15.4 | GPS |
|---|---|---|---|---|---|---|---|
| | | | UNII 1~2A | UNII 2C~3 | | | |
| R0 (Scan Radio) | AP | ✓ | ✓ | ✓ | ✓ | - | - |
| | CURWB P2MP Master | - | ✓ | ✓ | ✓ | - | - |
| | CURWB P2MP client with radar detection | - | ✓ | ✓ | - | - | - |
| R1 | AP | ✓ | - | - | - | - | - |
| R2 | AP & CURWB P2MP Master | - | - | ✓ | ✓ | - | - |
| | CURWB P2MP client with radar detection | - | - | ✓ | - | - | - |
| R3 (Note 1) | AP, CURWB P2MP Master & CURWB P2MP client with radar detection | - | ✓ | ✓ | - | - | - |
| R4 | AP | - | - | - | - | ✓ | - |
| R5 | AP | - | - | - | - | - | ✓ |

Note 1: Radio 3 supports operation in 5GHz full band (UNII 1~3) or low band (UNII 1~2A).

Note 2: For WLAN 2.4GHz, R0 and R1 can't operate at the same frequency simultaneously.
For WLAN 5GHz, R0, R2 and R3 can't operate at the same frequency simultaneously.
For WLAN 6GHz, R0 and R2 can't operate at the same frequency simultaneously.

Note 3: The above information was declared by manufacturer.

## 1.2 Accessories

| Accessories |
|---|
| M25 cap*4 |
| DC jack cap*1 |
| SMA Sealed cap*1 |
| M25 RJ-45 Cable gland*2 |
| Bracket (Optional)*1 |

## 1.3 Support Equipment

**Test mode: Mode 1~2**

| Support Equipment | | | | |
|---|---|---|---|---|
| **No.** | **Equipment** | **Brand Name** | **Model Name** | **FCC ID** |
| A | Notebook | DELL | E4300 | N/A |
| B | Notebook | DELL | E4300 | N/A |
| C | WLAN module | MediaTek Inc. | MT7927 | RAS-MT7927 |
| D | WLAN AP | ASUS | RT-AX88U | MSQ-RTAXHP00 |
| E | PoE 1 | DELTA | ADH-65AR P | N/A |

**Test mode: Mode 3~4**

| Support Equipment | | | | |
|---|---|---|---|---|
| **No.** | **Equipment** | **Brand Name** | **Model Name** | **FCC ID** |
| A | Notebook | DELL | E4300 | N/A |
| B | Notebook | DELL | E6230 | N/A |
| C | WLAN module | Qualcomm | QCNCM865 | I4L-QCNCM865 |
| D | PoE 1 | DELTA | ADH-65AR P | N/A |
| E | Controller | CISCO | C9800-L-C-K9 | N/A |

**Test mode: Mode 5~8**

| Support Equipment | | | | |
|---|---|---|---|---|
| **No.** | **Equipment** | **Brand Name** | **Model Name** | **FCC ID** |
| A | Notebook | DELL | E4300 | N/A |
| B | Notebook | DELL | E4300 | N/A |
| C | Client | CISCO | CW9177E | UDX-CW9177E |
| D | Controller | CISCO | C9800-L-C-K9 | N/A |
| E | Switch | D-Link | DGS-1005A | N/A |
| F | PoE 2 | PHIHONG | POE60U-BTA | N/A |

## 1.4 Applicable Standards

According to the specifications of the manufacturer, the EUT must comply with the requirements of the following standards:

- 47 CFR FCC Part 15.407
- FCC KDB 905462 D02 UNII DFS Compliance Procedures New Rules v02

## 1.5 Testing Location Information

| Testing Location Information | |
|---|---|
| Test Lab.：Sporton International Inc. Hsinchu Laboratory | |
| Hsinchu (TAF: 3787) | ADD: No.8, Ln. 724, Bo'ai St., Zhubei City, Hsinchu County 302010, Taiwan (R.O.C.)<br>TEL: 886-3-656-9065 FAX: 886-3-656-9085<br>Test site Designation No. TW3787 with FCC.<br>Conformity Assessment Body Identifier (CABID) TW3787 with ISED. |

| Test Condition | Test Site No. | Test Engineer | Test Environment (°C / %) | Test Date |
|---|---|---|---|---|
| DFS (Mode 1) | DF02-CB | Eason Chen | 21.1~21.2 / 61~63 | Feb. 14, 2026~ Apr. 01, 2026 |
| DFS (Mode 2) | DF02-CB | Eason Chen | 20.7~21.5 / 64~67 | Feb. 14, 2026~ Mar. 17, 2026 |
| DFS (Mode 3~4) | DF01-CB | KJ Chang | 19.4~20.8 / 65~67 | Mar. 26, 2026~ May 14, 2026 |
| DFS (Mode 5~6) | DF02-CB | RJ Huang | 21.8~22.1 / 61~65 | May 13, 2026~ Jul. 03, 2026 |
| DFS (Mode 7~8) | DF01-CB | RJ Huang | 21.8~22.1 / 61~65 | May 13, 2026~ Jul. 09, 2026 |

# 2 Test Configuration of EUT

## 2.1 Test Channel Frequencies Configuration

**Test mode: Mode 1**

| Test Channel Frequencies Configuration | |
|---|---|
| **IEEE Std.** | **Test Channel Freq. (MHz)** |
| 802.11be (EHT20) | 5500 MHz |
| 802.11be (EHT40) | 5510 MHz |
| 802.11be (EHT80) | 5530 MHz |

**Test mode: Mode 2**

| Test Channel Frequencies Configuration | |
|---|---|
| **IEEE Std.** | **Test Channel Freq. (MHz)** |
| 802.11be (EHT20) | 5300 MHz, 5500 MHz |
| 802.11be (EHT40) | 5310 MHz, 5510 MHz |
| 802.11be (EHT80) | 5290 MHz, 5530 MHz |

**Test mode: Mode 3 & 5~8**

| Test Channel Frequencies Configuration | |
|---|---|
| **IEEE Std.** | **Test Channel Freq. (MHz)** |
| 802.11be (EHT20) | 5500 MHz |
| 802.11be (EHT40) | 5510 MHz |
| 802.11be (EHT80) | 5530 MHz |
| 802.11be (EHT160) | 5570 MHz |

**Test mode: Mode 4**

| Test Channel Frequencies Configuration | |
|---|---|
| **IEEE Std.** | **Test Channel Freq. (MHz)** |
| 802.11be (EHT20) | 5300 MHz, 5500 MHz |
| 802.11be (EHT40) | 5310 MHz, 5510 MHz |
| 802.11be (EHT80) | 5290 MHz, 5530 MHz |
| 802.11be (EHT160) | 5250 MHz, 5570 MHz |

## 2.2 The Worst Case Measurement Configuration

| The Worst Case Mode for Following Conformance Tests | |
|---|---|
| **Tests Item** | Dynamic Frequency Selection (DFS) |
| **Test Condition** | Conducted measurement at transmit chains<br>The EUT shall be configured to operate at the highest transmitter output power setting. If more than one antenna assembly is intended for this power setting, the gain of the antenna assembly with the lowest gain shall be used. |
| **Modulation Mode** | 802.11be (EHT20), 802.11be (EHT40), 802.11be (EHT80) |
| 1 | R2 (SW Meraki_AP mode) |
| 2 | R3 (SW Meraki_AP mode) |
| **Modulation Mode** | 802.11be (EHT20), 802.11be (EHT40), 802.11be (EHT80), 802.11be (EHT160) |
| 3 | R2 (SW Catalyst_AP mode) |
| 4 | R3 (SW Catalyst_AP mode) |
| 5 | R2 (SW Catalyst_CURWB P2MP Master mode) |
| 6 | R3 (SW Catalyst_CURWB P2MP Master mode) |
| 7 | R2 (SW Catalyst_CURWB P2MP client with radar detection mode) |
| 8 | R3 (SW Catalyst_CURWB P2MP client with radar detection mode) |

Note 1: The Scan Radio 0 doesn't need to test due to no data transmission.
Note 2: The PoEs were for measurement only and would not be marketed. Their information is listed below:

| Equipment | Brand Name | Model Name |
|---|---|---|
| PoE 1 | DELTA | ADH-65AR P |
| PoE 2 | PHIHONG | POE60U-BTA |

# 3 Dynamic Frequency Selection (DFS) Test Result

## 3.1 General DFS Information

### 3.1.1 DFS Parameters

| Table D.1: DFS requirement values | |
|---|---|
| **Parameter** | **Value** |
| Non-occupancy period | Minimum 30 minutes |
| Channel Availability Check Time | 60 seconds |
| Channel Move Time | 10 seconds (Note 1). |
| Channel Closing Transmission Time | 200 milliseconds + an aggregate of 60 milliseconds over remaining 10 second periods. (Notes 1 and 2). |
| U-NII Detection Bandwidth | Minimum 100% of the 99% power bandwidth (Note 3). |
| Note 1: Channel Move Time and the Channel Closing Transmission Time should be performed with Radar Type 0. The measurement timing begins at the end of the Radar Type 0 burst.<br>Note 2: The Channel Closing Transmission Time is comprised of 200 milliseconds starting at the beginning of the Channel Move Time plus any additional intermittent control signals required to facilitate Channel changes (an aggregate of 60 milliseconds) during the remainder of the 10 second period. The aggregate duration of control signals will not count quiet periods in between transmissions.<br>Note 3: During the U-NII Detection Bandwidth detection test, radar type 0 is used and for each frequency step the minimum percentage of detection is 90%. Measurements are performed with no data traffic. | |

| Table D.2: Interference threshold values | |
|---|---|
| **Maximum Transmit Power** | **Value (see note)** |
| EIRP ≥ 200 mW | -64 dBm |
| EIRP < 200 mW and PSD < 10dBm/MHz | -62 dBm |
| EIRP < 200 mW and PSD >= 10dBm/MHz | -64 dBm |
| Note 1: This is the level at the input of the receiver assuming a 0 dBi receive antenna.<br>Note 2: Throughout these test procedures an additional 1 dB has been added to the amplitude of the test transmission waveforms to account for variations in measurement equipment. This will ensure that the test signal is at or above the detection threshold level to trigger a DFS response.<br>Note3: EIRP is based on the highest antenna gain. For MIMO devices refer to KDB Publication 662911D01. | |

### 3.1.2 Applicability of DFS Requirements Prior to Use of a Channel

| Requirement | DFS Operational mode | | |
|---|---|---|---|
| | Master | Client without radar detection | Client with radar detection |
| *Non-Occupancy Period* | Yes | Not required | Yes |
| *DFS Detection Threshold* | Yes | Not required | Yes |
| *Channel Availability Check Time* | Yes | Not required | Not required |
| *U-NII Detection Bandwidth* | Yes | Not required | Yes |

### 3.1.3 Applicability of DFS Requirements during Normal Operation

| Requirement | DFS Operational mode | | |
|---|---|---|---|
| | Master | Client without radar detection | Client with radar detection |
| *DFS Detection Threshold* | Yes | Not required | Yes |
| *Channel Closing Transmission Time* | Yes | Yes | Yes |
| *Channel Move Time* | Yes | Yes | Yes |
| *U-NII Detection Bandwidth* | Yes | Not required | Yes |

| **Additional requirements for devices with multiple bandwidth modes** | **Master Device or Client with Radar Detection** | **Client Without Radar Detection** |
|---|---|---|
| U-NII Detection Bandwidth and Statistical Performance Check | All BW modes must be tested | Not required |
| Channel Move Time and Channel Closing Transmission Time | Test using widest BW mode available | Test using the widest BW mode available for the link |
| All other tests | Any single BW mode | Not required |
| **Note:** Frequencies selected for statistical performance check (Section 7.8.4) should include several frequencies within the radar detection bandwidth and frequencies near the edge of the radar detection bandwidth. For 802.11 devices it is suggested to select frequencies in each of the bonded 20 MHz channels and the channel center frequency. | | |

### 3.1.4 User Access Restrictions

| User Access Restrictions |
|---|
| ☒ DFS controls (hardware or software) related to radar detection are NOT accessible to the user. Manufacturer statement confirming that information regarding the parameters of the detected Radar Waveforms is not available to the end user. |

### 3.1.5 Channel Loading/Data Streaming

| | |
|---|---|
| ☐ | The data file (MPEG-4) has been transmitting in a streaming mode. |
| ☒ | Software to ping the client is permitted to simulate data transfer with random ping intervals. |
| ☒ | Minimum channel loading of approximately 17%. |
| ☐ | Unicast protocol has been used. |

**Test mode: Mode 1**

17% Loading

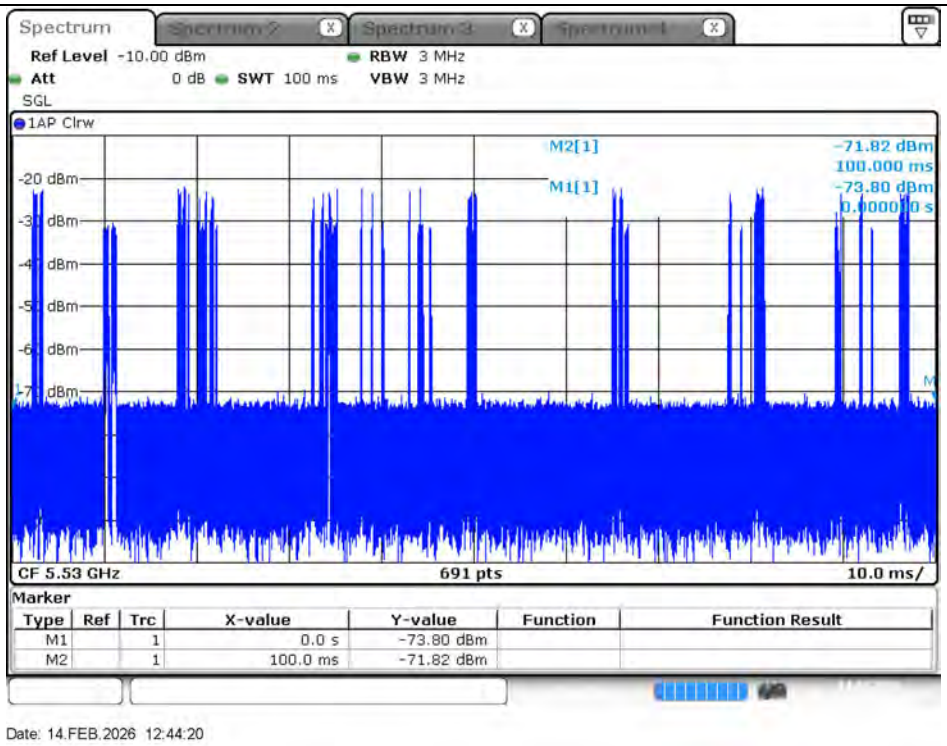


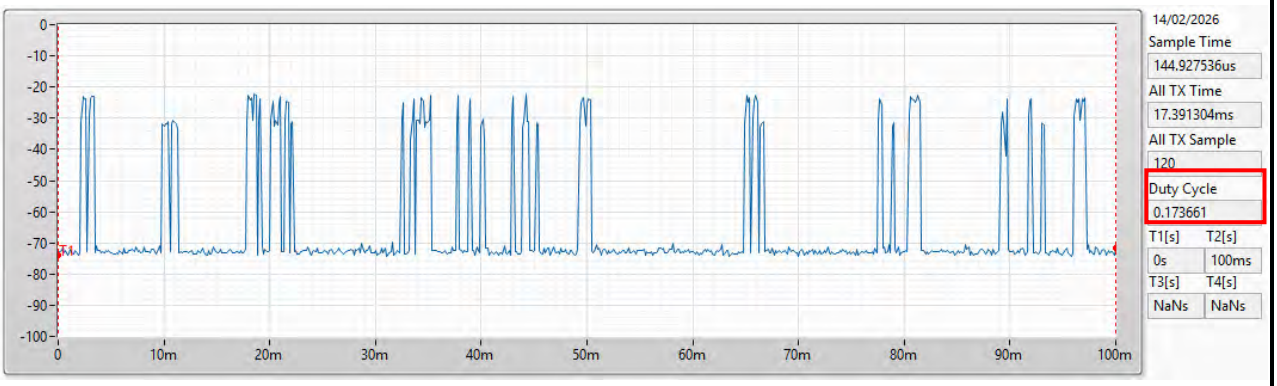

**Test mode: Mode 2**

17% Loading for UNII 2A

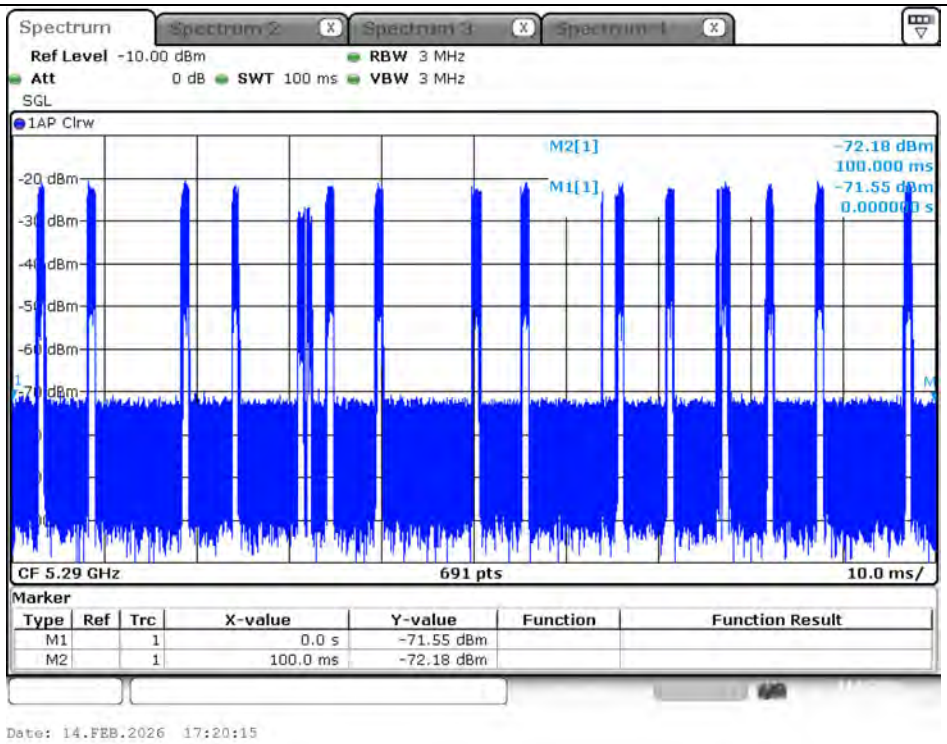


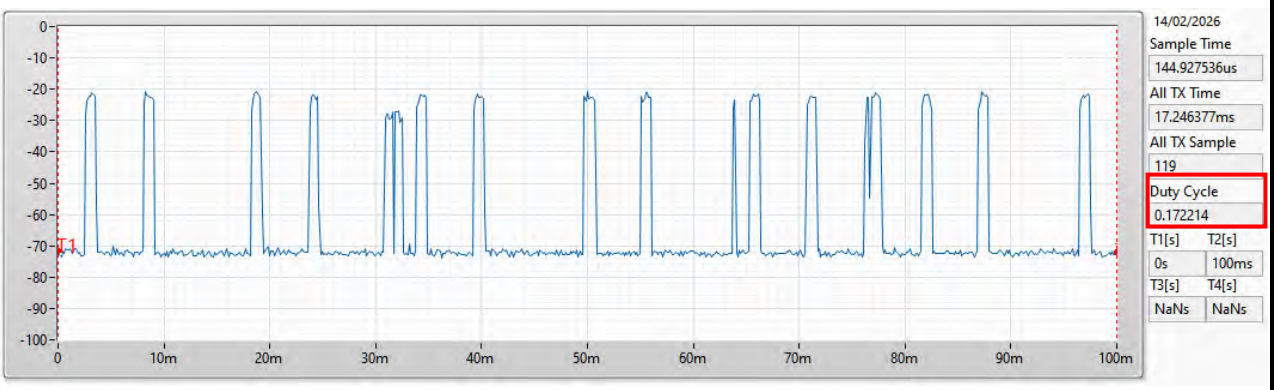

17% Loading for UNII 2C

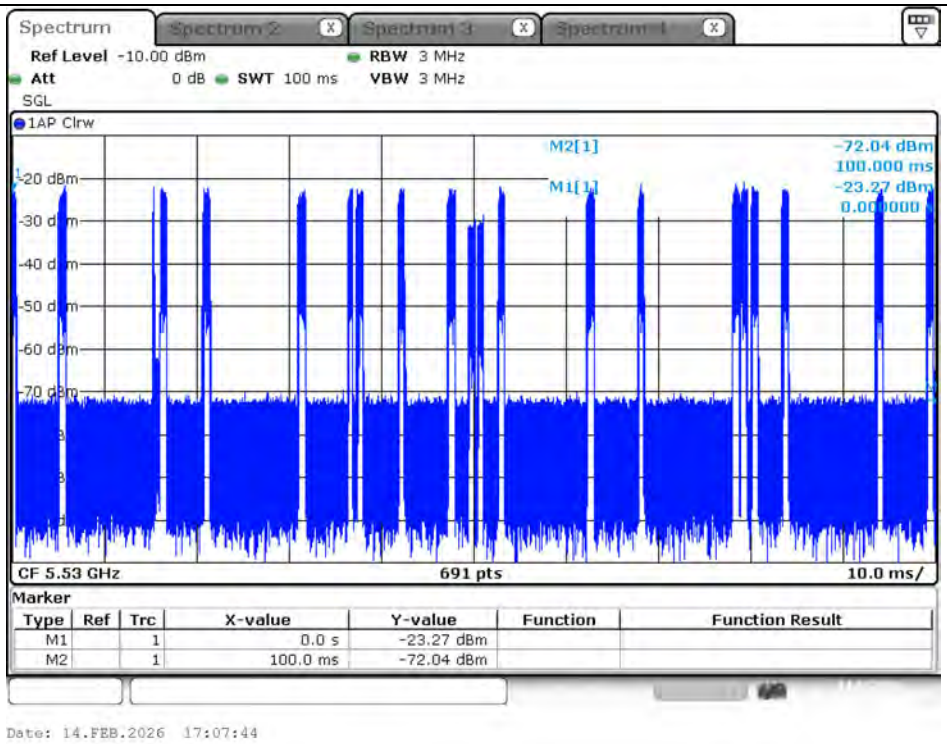


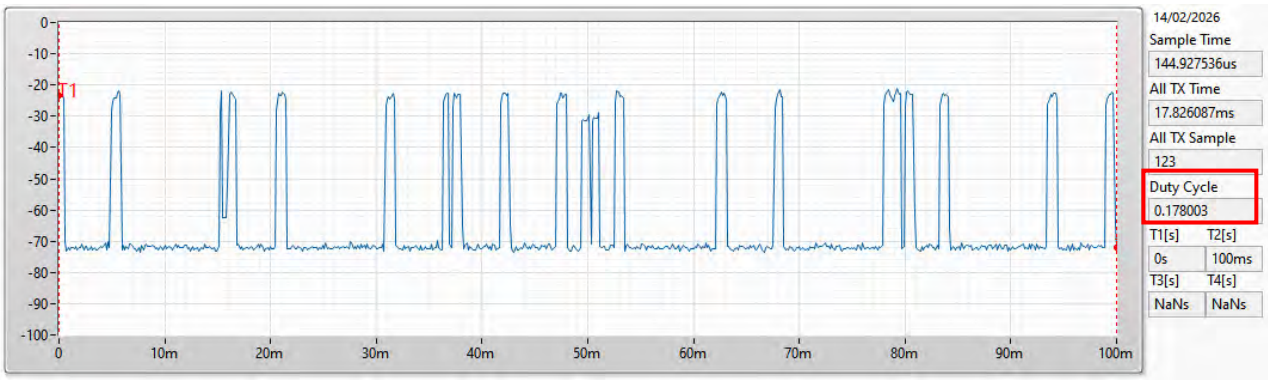

**Test mode: Mode 3**

17% Loading

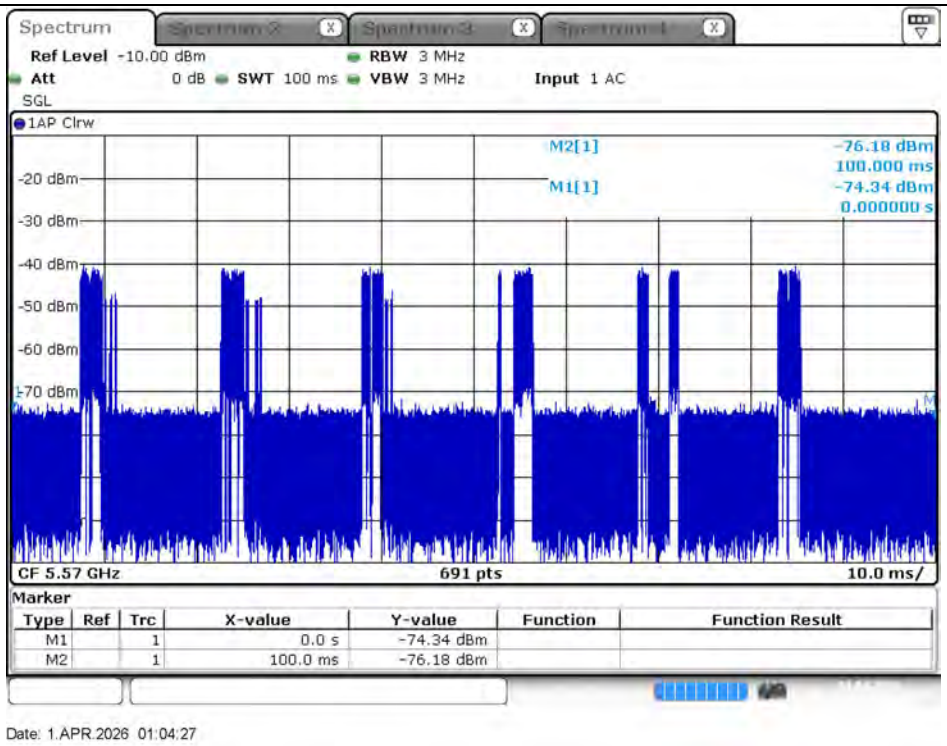


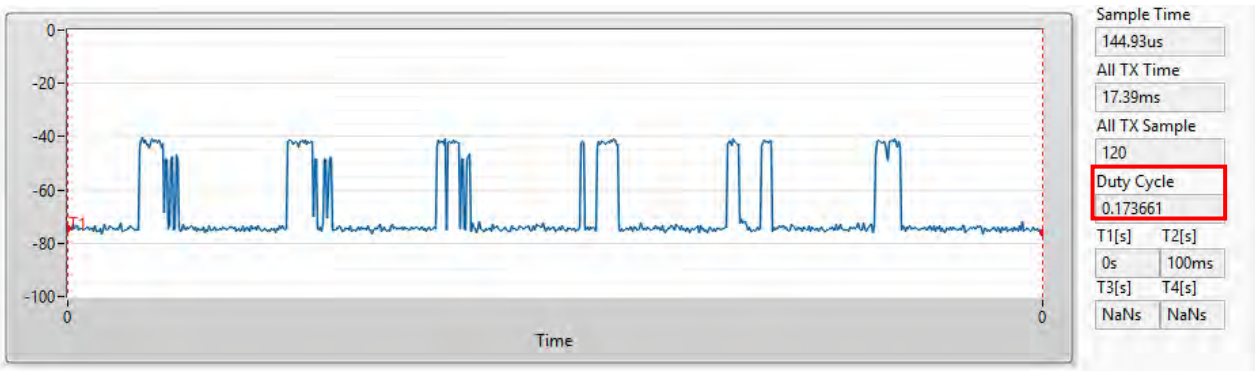

**Test mode: Mode 4**

17% Loading for UNII 2A

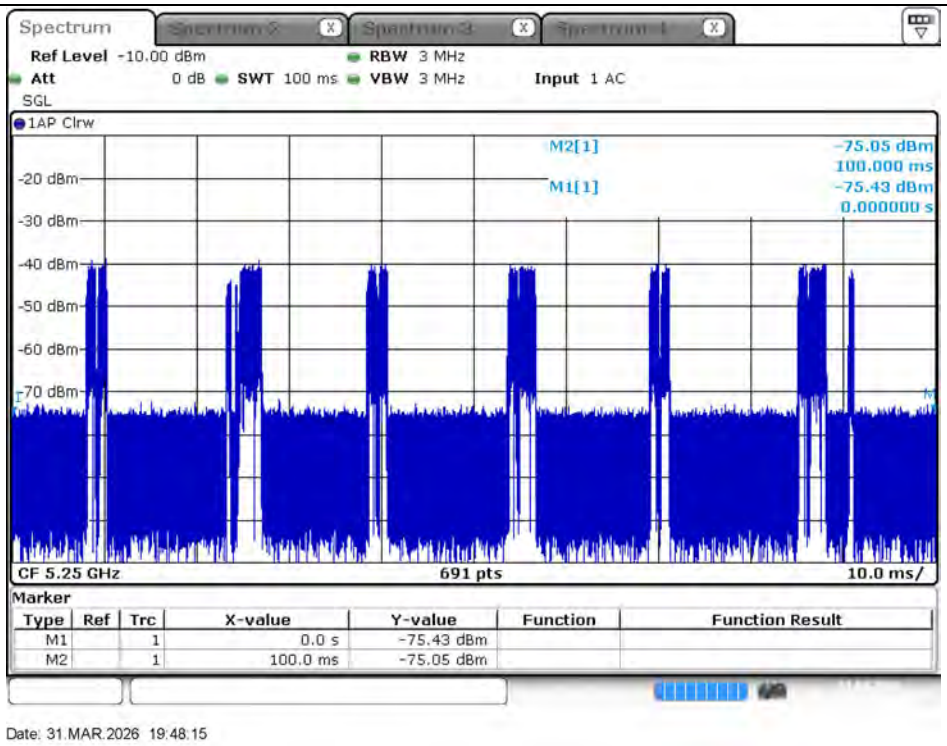


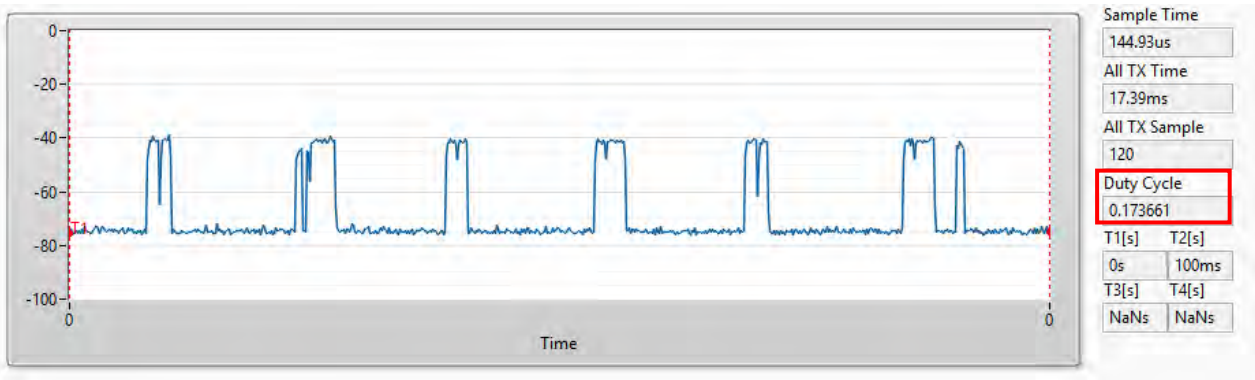

17% Loading for UNII 2C

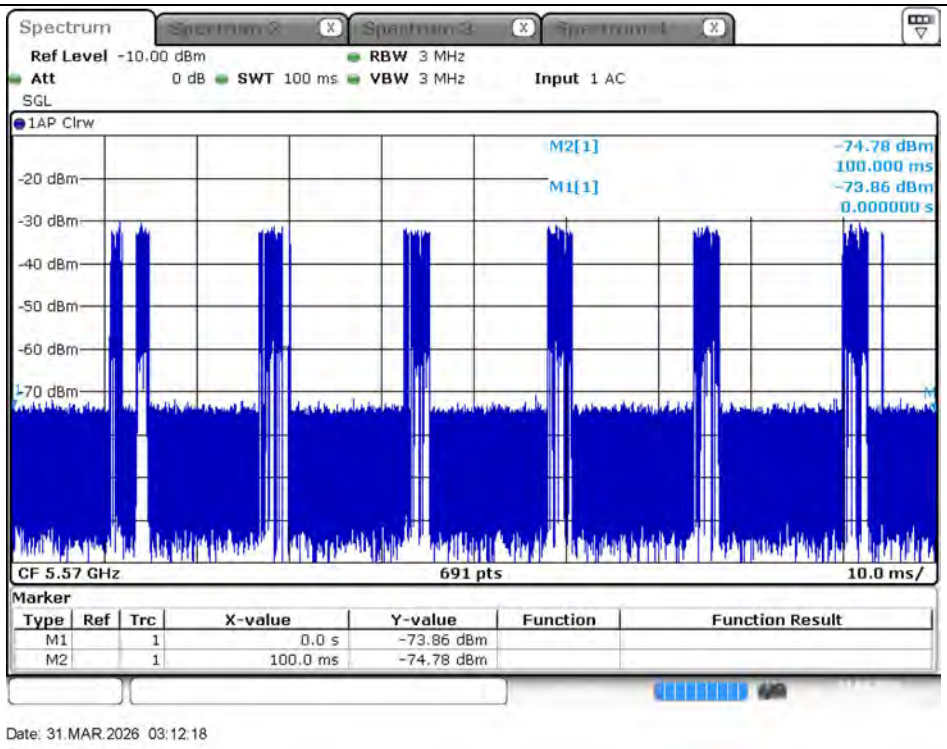


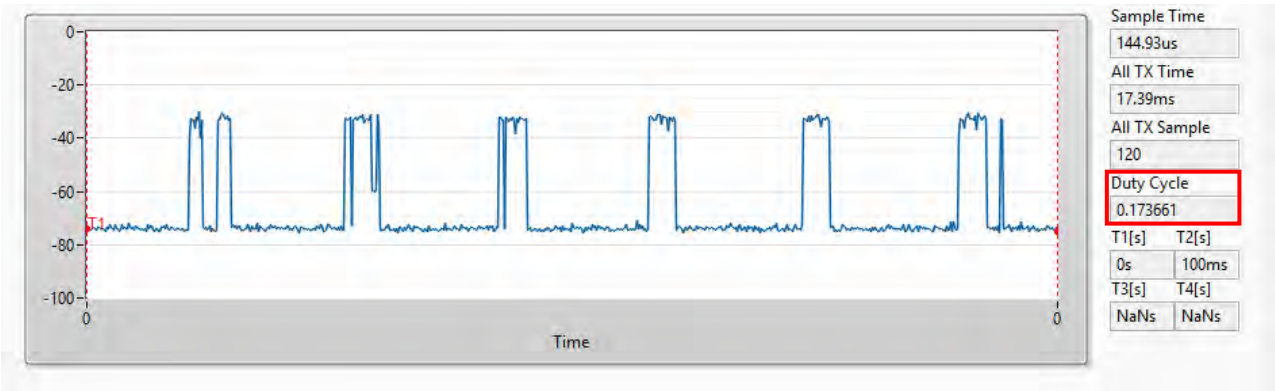

**Test mode: Mode 5**

17% Loading

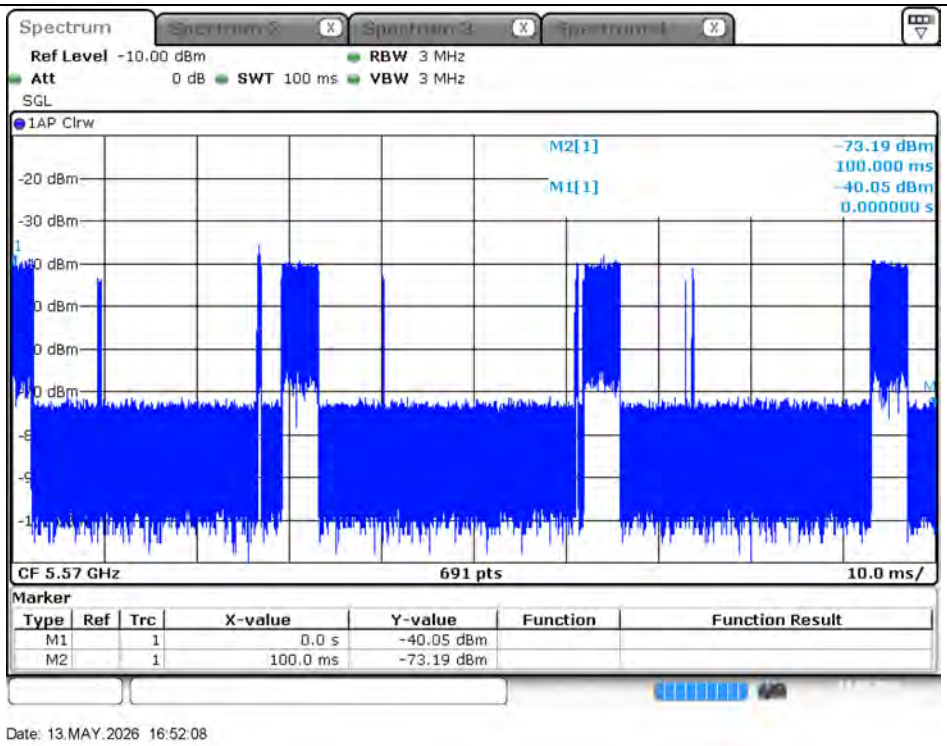


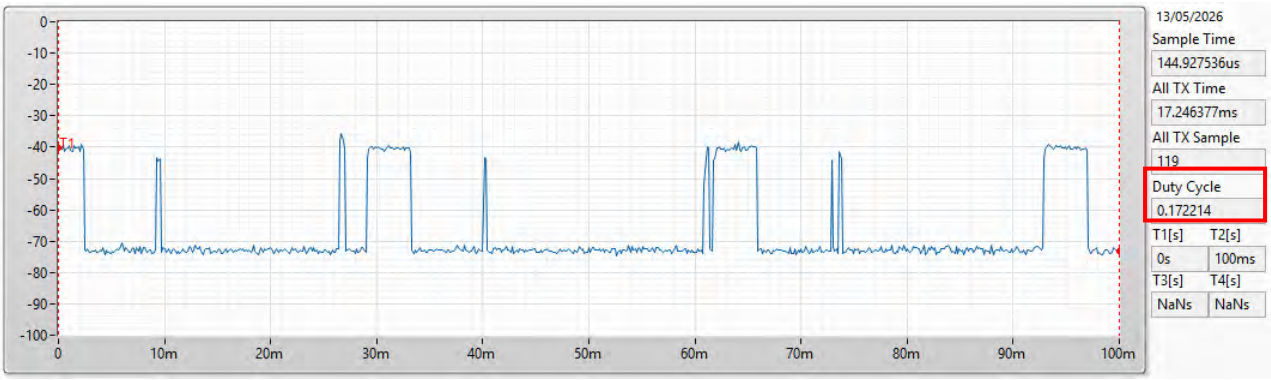

**Test mode: Mode 6**

17% Loading

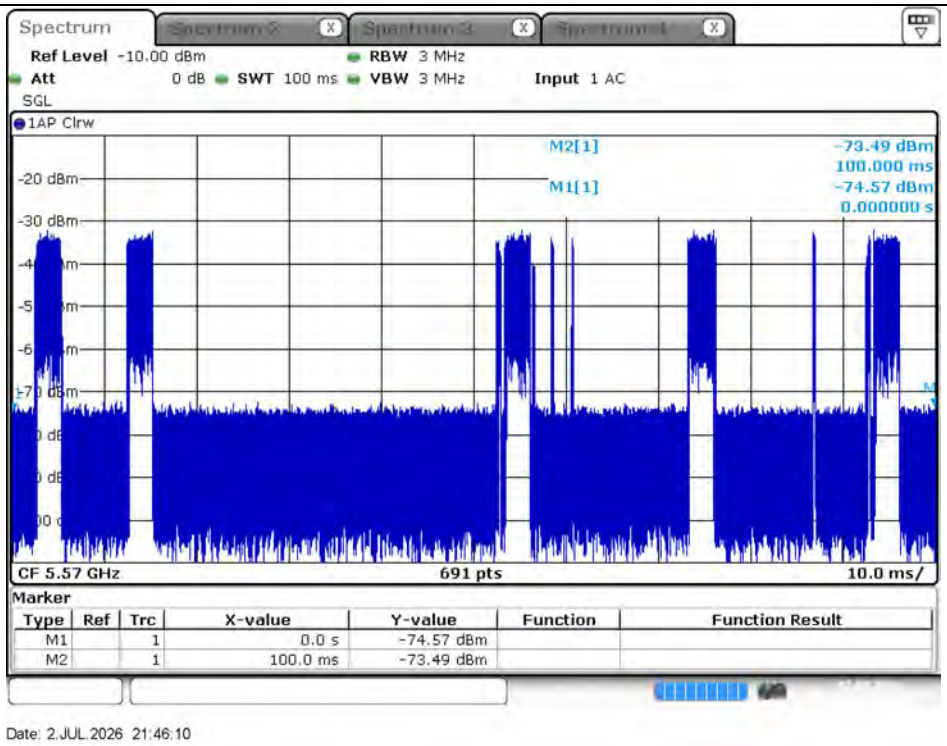


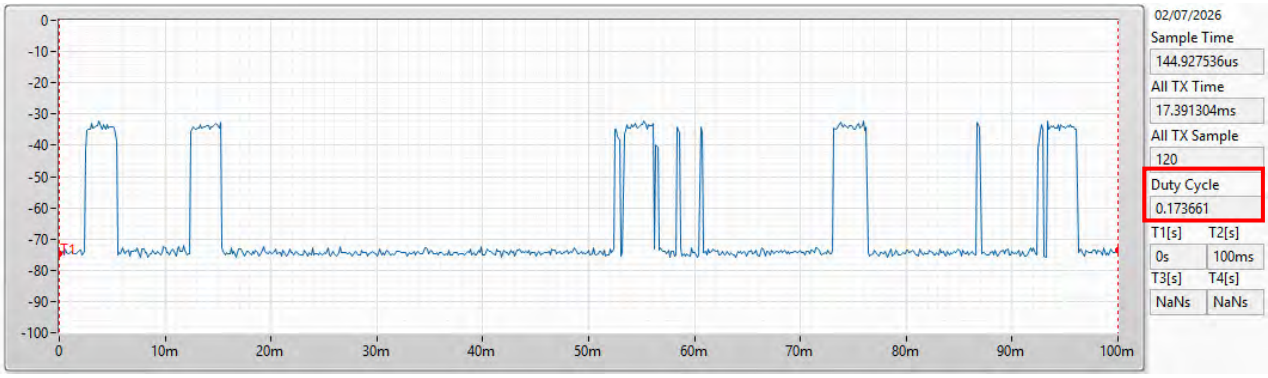

**Test mode: Mode 7**

17% Loading

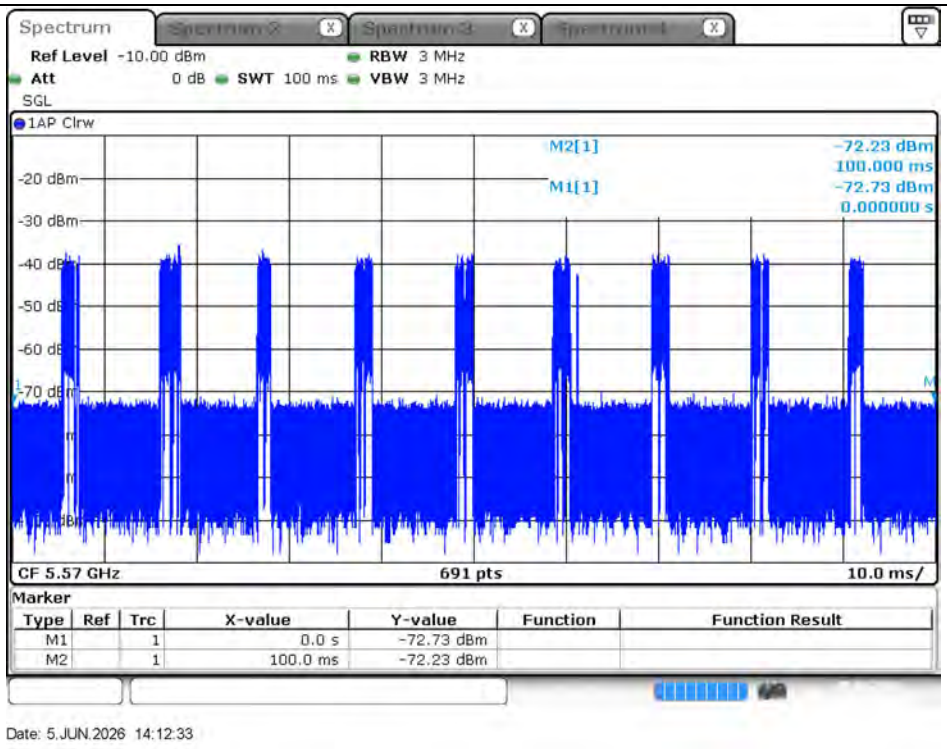


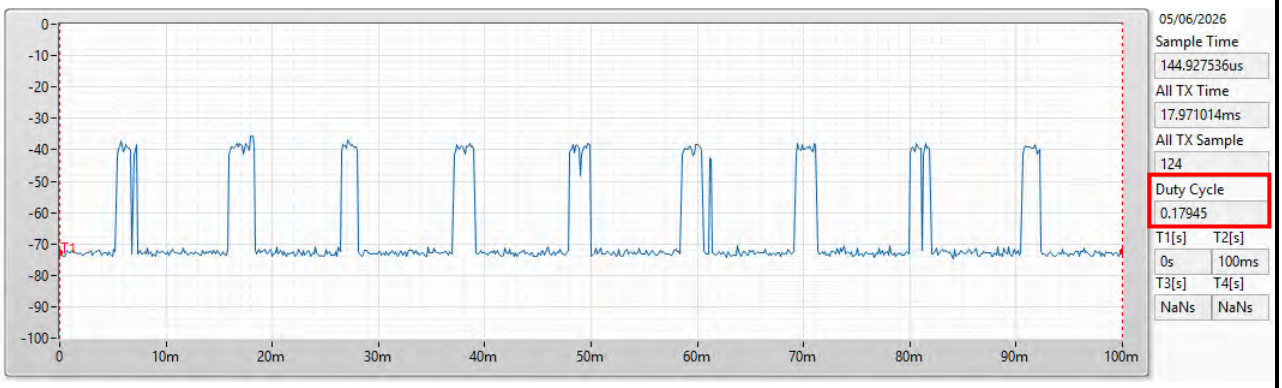

**Test mode: Mode 8**

17% Loading

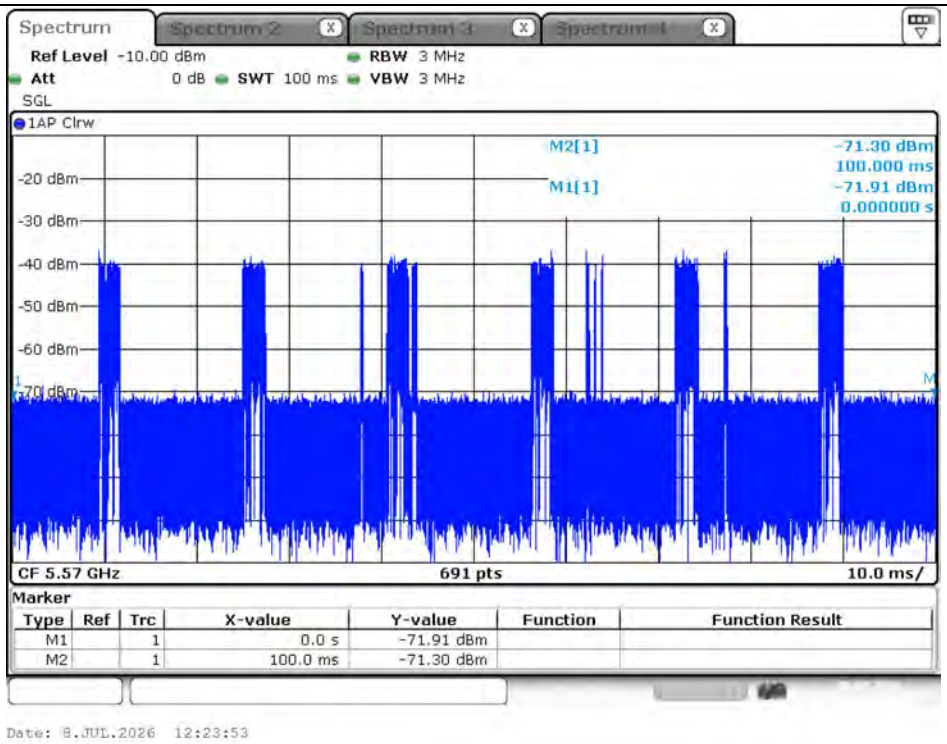


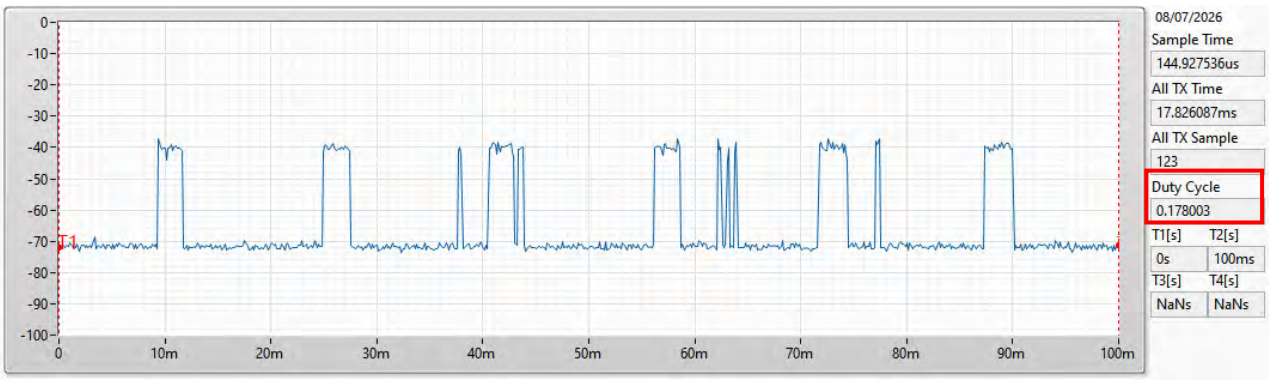

## 3.2 Radar Test Waveform Calibration

### 3.2.1 Short Pulse Radar Test Waveforms

| Radar Type | Pulse Width (µsec) | PRI (µsec) | Number of Pulses | Minimum Percentage of Successful Detection | Minimum Trials |
|---|---|---|---|---|---|
| 0 | 1 | 1428 | 18 | See Note 1 | See Note 1 |
| 1A | 1 | 15 unique PRI in KDB 905462 D02 Table 5a | $Roundup\left\{\left(\frac{1}{360}\right)\times\left(\frac{19\times10^6}{PRI}\right)\right\}$ | 60% | 15 |
| 1B | 1 | 15 unique PRI within 518-3066, Excluding 1A PRI | | 60% | 15 |
| 2 | 1-5 | 150-230 | 23-29 | 60% | 30 |
| 3 | 6-10 | 200-500 | 16-18 | 60% | 30 |
| 4 | 11-20 | 200-500 | 12-16 | 60% | 30 |
| Aggregate (Radar Types 1-4) | | | | 80% | 120 |
| **Note 1**: Short Pulse Radar Type 0 should be used for the detection bandwidth test, channel move time, and channel closing time tests. | | | | | |

A minimum of 30 unique waveforms are required for each of the short pulse radar types 1 through 4. If more than 30 waveforms are used for short pulse radar types 1 through 4, then each additional waveform must also be unique and not repeated from the previous waveforms. The aggregate is the average of the percentage of successful detections of short pulse radar types 1-4.

### 3.2.2 Long Pulse Radar Test Waveform

| Radar Type | Pulse Width (µsec) | Chirp Width (MHz) | PRI (µsec) | Number of Pulses per *Burst* | Number of *Bursts* | Minimum Percentage of Successful Detection | Minimum Trials |
|---|---|---|---|---|---|---|---|
| 5 | 50-100 | 5-20 | 1000-2000 | 1-3 | 8-20 | 80% | 30 |

Each waveform is defined as follows:

- The transmission period for the Long Pulse Radar test signal is 12 seconds.
- There are a total of 8 to 20 Bursts in the 12 second period, with the number of Bursts being randomly chosen. This number is Burst Count.
- Each Burst consists of 1 to 3 pulses, with the number of pulses being randomly chosen. Each Burst within the 12 second sequence may have a different number of pulses.
- The pulse width is between 50 and 100 microseconds, with the pulse width being randomly chosen. Each pulse within a Burst will have the same pulse width. Pulses in different Bursts may have different pulse widths.
- Each pulse has a linear FM chirp between 5 and 20 MHz, with the chirp width being randomly chosen. Each pulse within a transmission period will have the same chirp width. The chirp is centered on the pulse. For example, with a radar frequency of 5300 MHz and a 20 MHz chirped signal, the chirp starts at 5290 MHz and

ends at 5310 MHz.

- If more than one pulse is present in a Burst, the time between the pulses will be between 1000 and 2000 microseconds, with the time being randomly chosen. If three pulses are present in a Burst, the time between the first and second pulses is chosen independently of the time between the second and third pulses.
- The 12 second transmission period is divided into even intervals. The number of intervals is equal to Burst Count. Each interval is of length (12,000,000 / Burst Count) microseconds. Each interval contains one Burst. The start time for the Burst, relative to the beginning of the interval, is between 1 and [(12,000,000 / Burst Count) – (Total Burst Length) + (One Random PRI Interval)] microseconds, with the start time being randomly chosen. The step interval for the start time is 1 microsecond. The start time for each Burst is chosen independently.

### 3.2.3 Frequency Hopping Radar Test Waveform

| Radar Type | Pulse Width (µsec) | PRI (µsec) | Pulses per Hop | Hopping Rate (kHz) | Hopping Sequence Length (ms) | Minimum Percentage of Successful Detection | Minimum Trials |
|---|---|---|---|---|---|---|---|
| 6 | 1 | 333 | 9 | 0.333 | 300 | 70% | 30 |

For the Frequency Hopping Radar Type, the same Burst parameters are used for each waveform. The hopping sequence is different for each waveform and a 100-length segment is selected from the hopping sequence defined by the following algorithm:
The first frequency in a hopping sequence is selected randomly from the group of 475 integer frequencies from 5250 – 5724 MHz. Next, the frequency that was just chosen is removed from the group and a frequency is randomly selected from the remaining 474 frequencies in the group.

### 3.2.4 DFS Threshold Level

**Test mode: Mode 1, 3&5**

| DFS Threshold Level | |
|---|---|
| DFS Threshold level: -59.43 dBm | ☒ at the antenna connector<br>☐ in front of the antenna |
| The Interference **Radar Detection Threshold Level** is *-64 dBm + 3.57 [dBi] + 1 dB* = -59.43 dBm. That had been taken into account the output power range and antenna gain. | |

**Test mode: Mode 2&4**

| DFS Threshold Level | |
|---|---|
| DFS Threshold level: UNII 2A: -58.92 / UNII 2C: -59.27 dBm | ☒ at the antenna connector<br>☐ in front of the antenna |
| **For UNII 2A:**<br>The Interference **Radar Detection Threshold Level** is *-64 dBm + 4.08 [dBi] + 1 dB* = -58.92 dBm. That had been taken into account the output power range and antenna gain.<br>**For UNII 2C:**<br>The Interference **Radar Detection Threshold Level** is *-64 dBm + 3.73 [dBi] + 1 dB* = -59.27 dBm. That had been taken into account the output power range and antenna gain. | |

**Test mode: Mode 6&8**

| DFS Threshold Level | | |
|---|---|---|
| DFS Threshold level: -59.27 dBm | ☒ | at the antenna connector |
| | ☐ | in front of the antenna |
| The Interference **Radar Detection Threshold Level** is *-64 dBm + 3.73 [dBi] + 1 dB* = -59.27 dBm. That had been taken into account the output power range and antenna gain. | | |

**Test mode: Mode 7**

| DFS Threshold Level | | |
|---|---|---|
| DFS Threshold level: -63 dBm | ☒ | at the antenna connector |
| | ☐ | in front of the antenna |
| The Interference **Radar Detection Threshold Level** is *-64 dBm + 0 [dBi] + 1 dB* = -63 dBm. That had been taken into account the output power range and antenna gain. | | |

### 3.2.5 Calibration Setup

**Master Conducted Calibration Setup (Mode 1~6)**

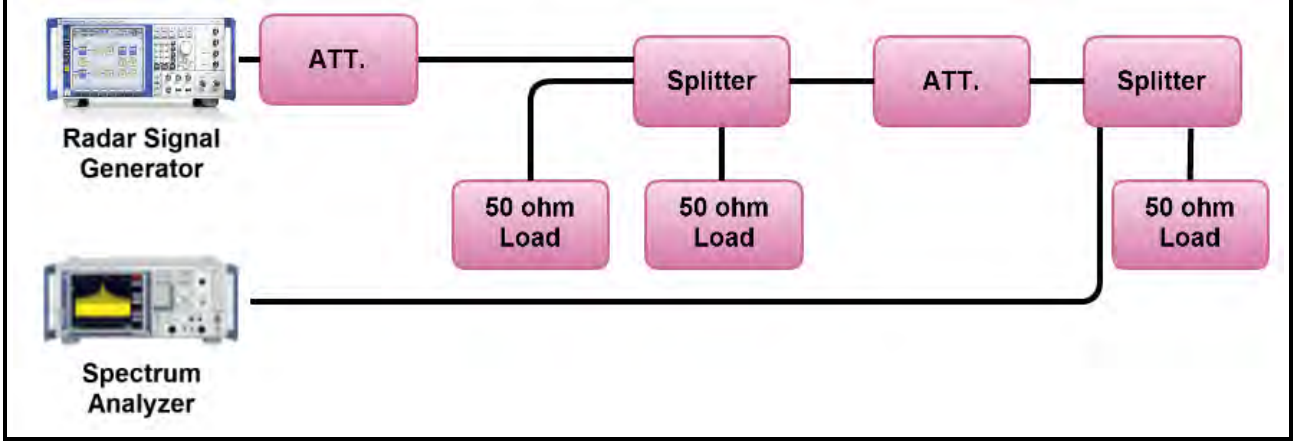


**Client Conducted Calibration Setup (Mode 7~8)**

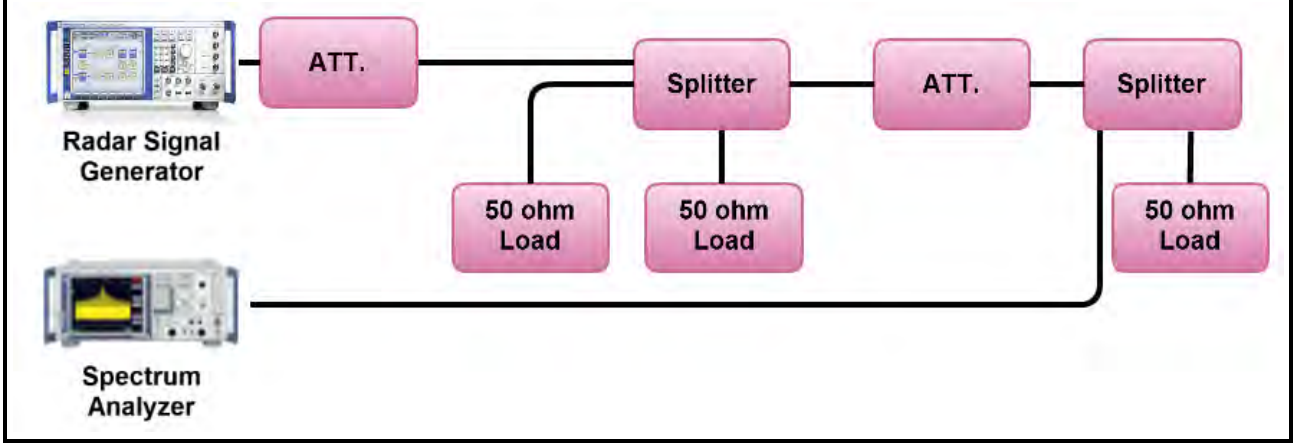

### 3.2.6 Radar Waveform calibration Plot

**Test mode: Mode 1**

**Test Frequency: 5530 MHz**

**Radar #0 DFS detection threshold level**

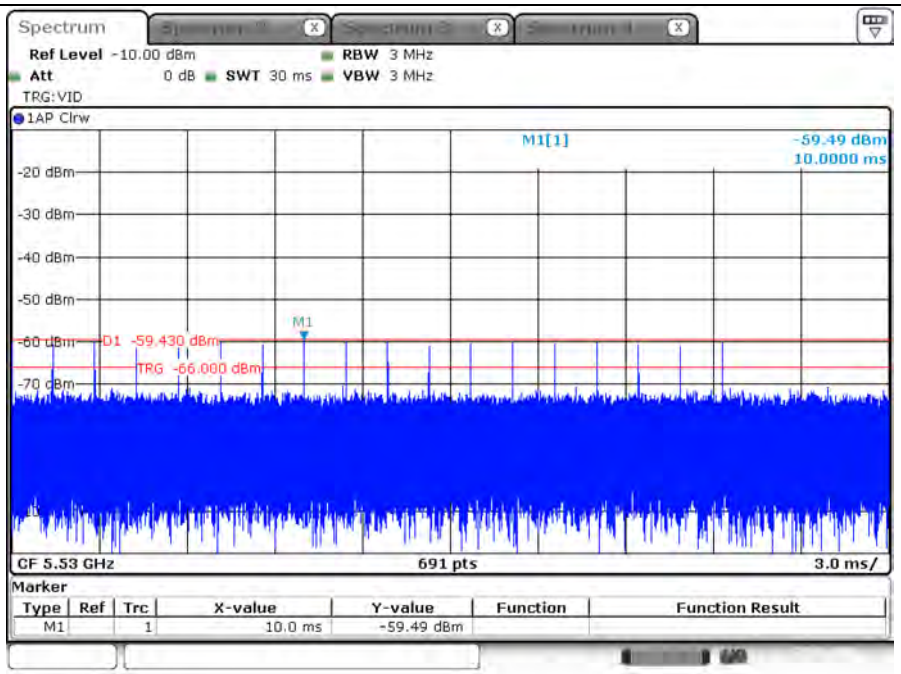


Date: 27.MAR.2026 00:52:07

**Radar #1 DFS detection threshold level**

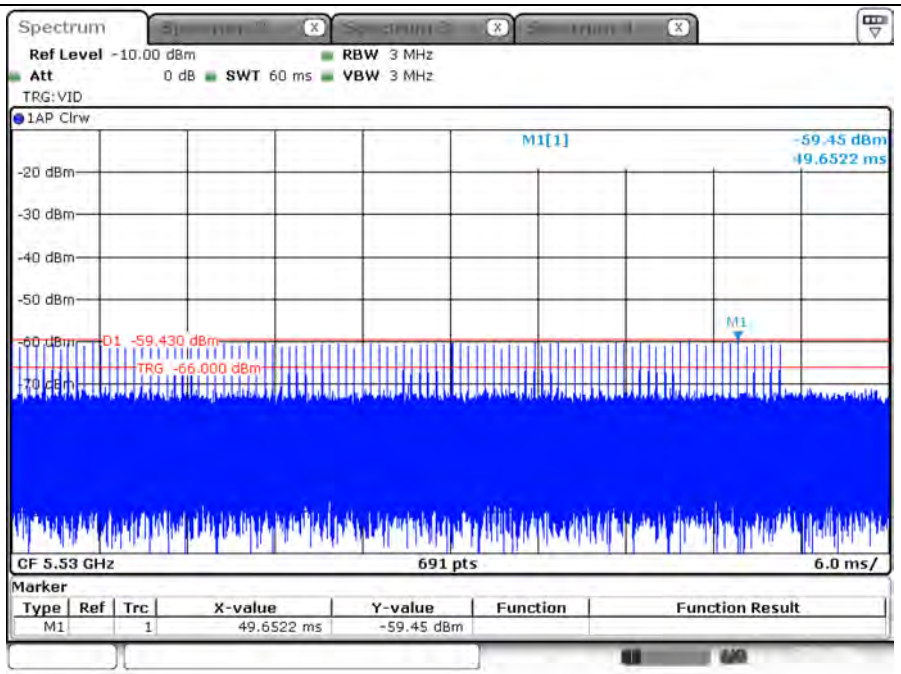


Date: 27.MAR.2026 00:51:31

**Radar #2 DFS detection threshold level**

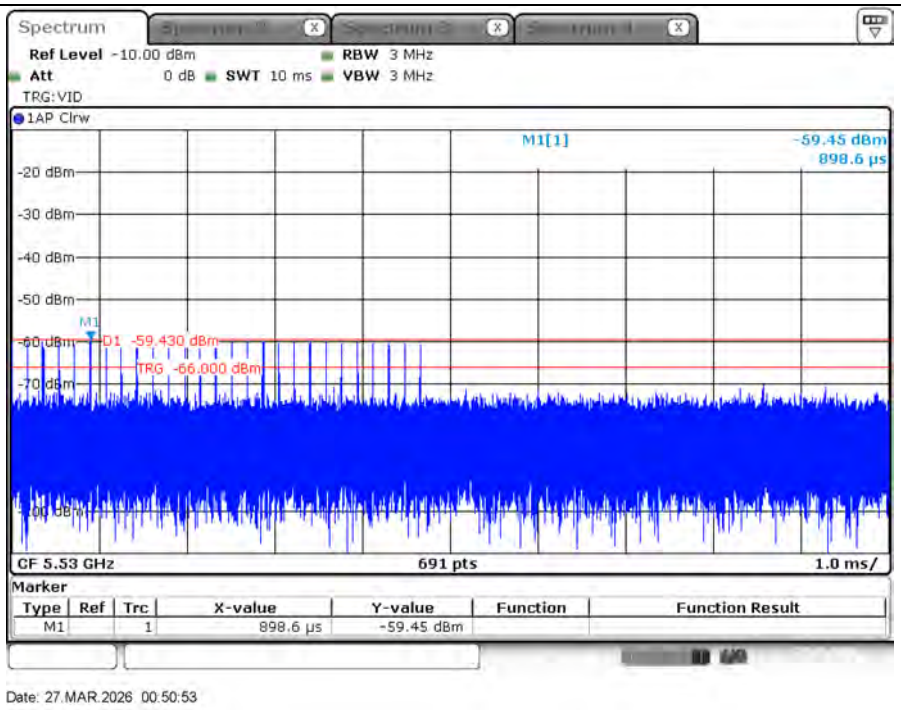


Date: 27.MAR.2026 00:50:53

**Radar #3 DFS detection threshold level**

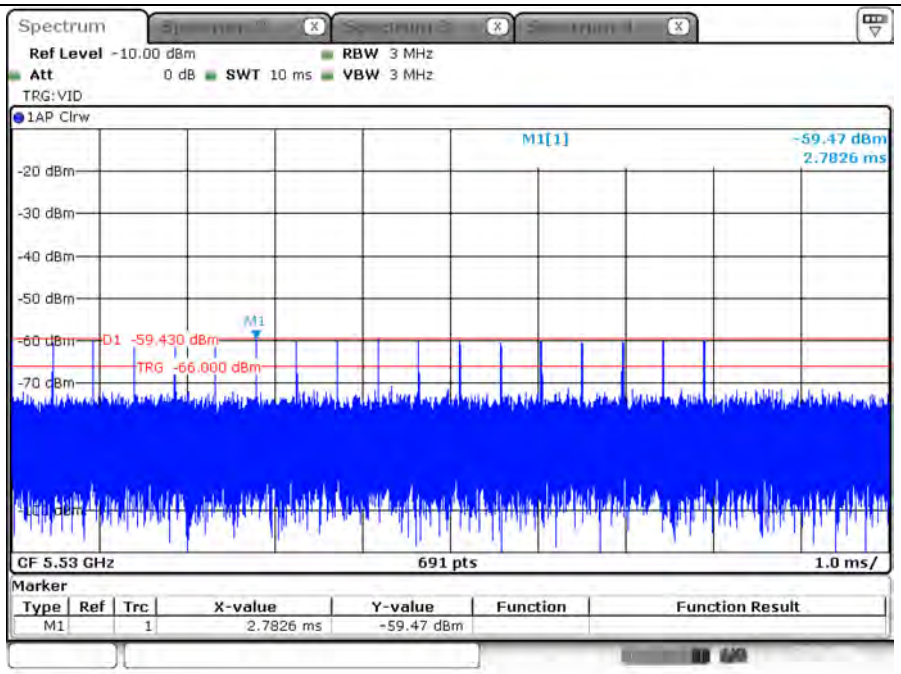


Date: 27.MAR.2026 00:50:26

**Radar #4 DFS detection threshold level**

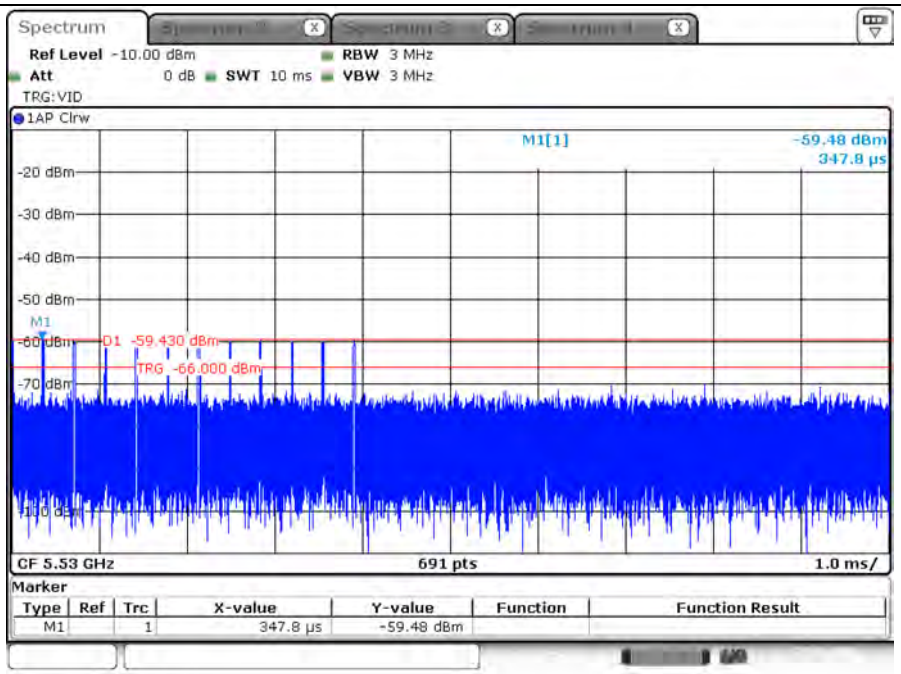


**Radar #5 DFS detection threshold level**

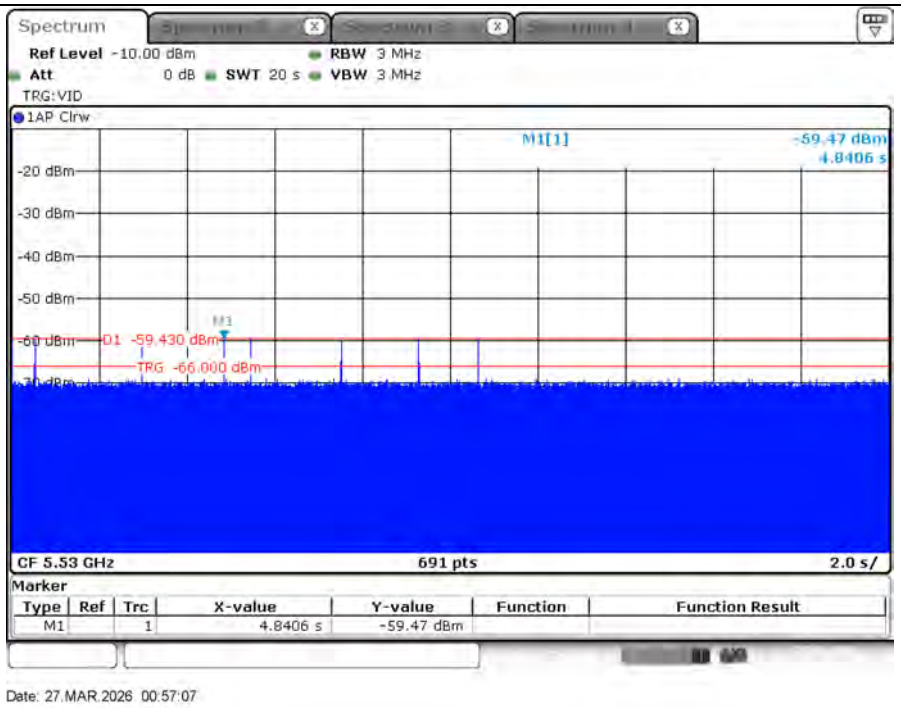

**Radar #6 DFS detection threshold level**

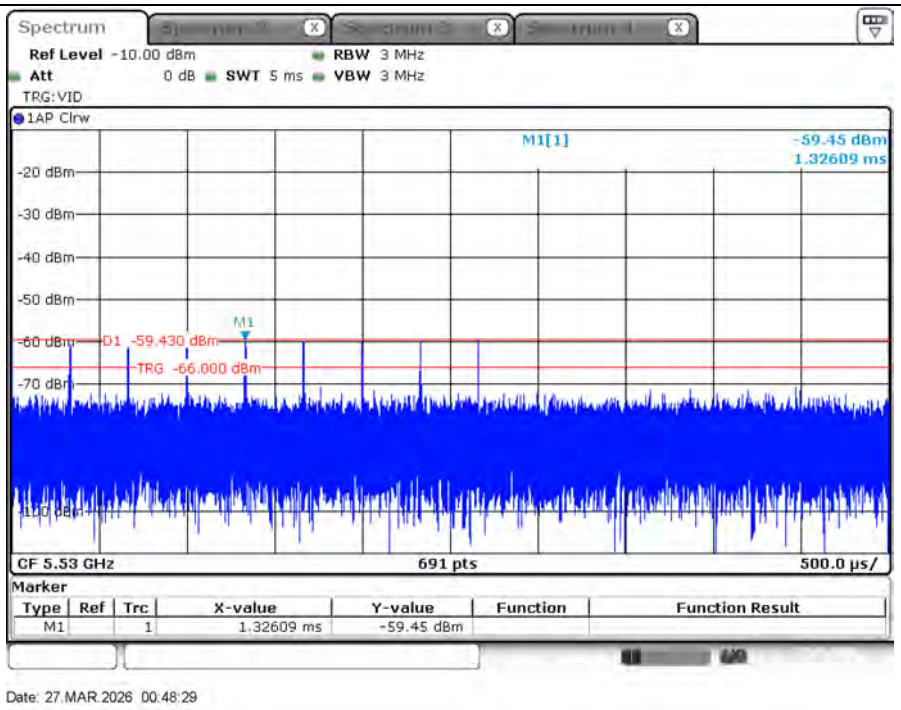

**Test mode: Mode 2**

**Test Frequency: 5290 MHz**

**Radar #0 DFS detection threshold level**

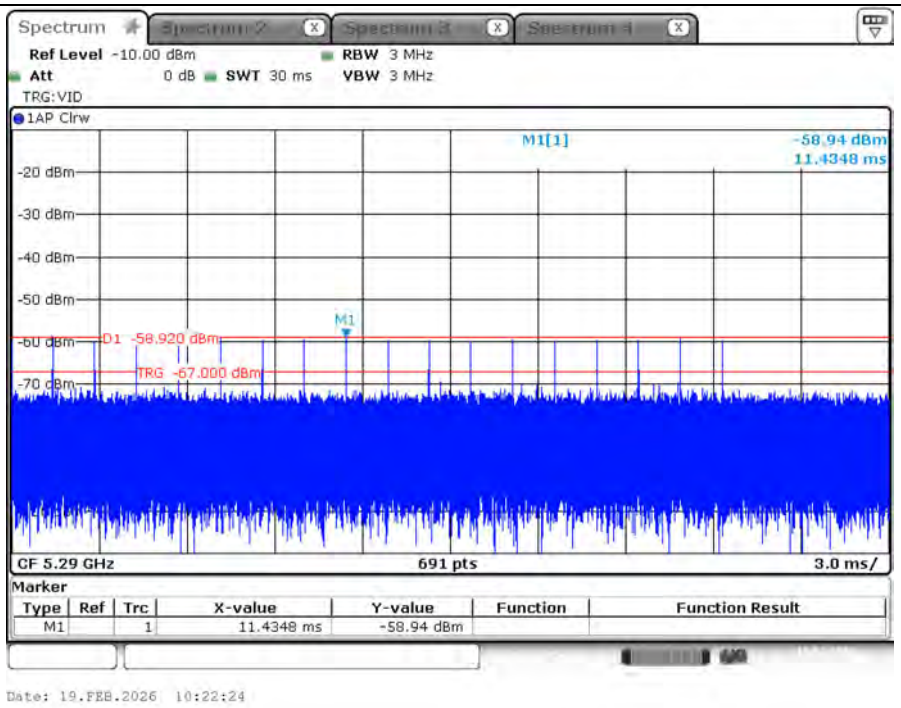


**Radar #1 DFS detection threshold level**

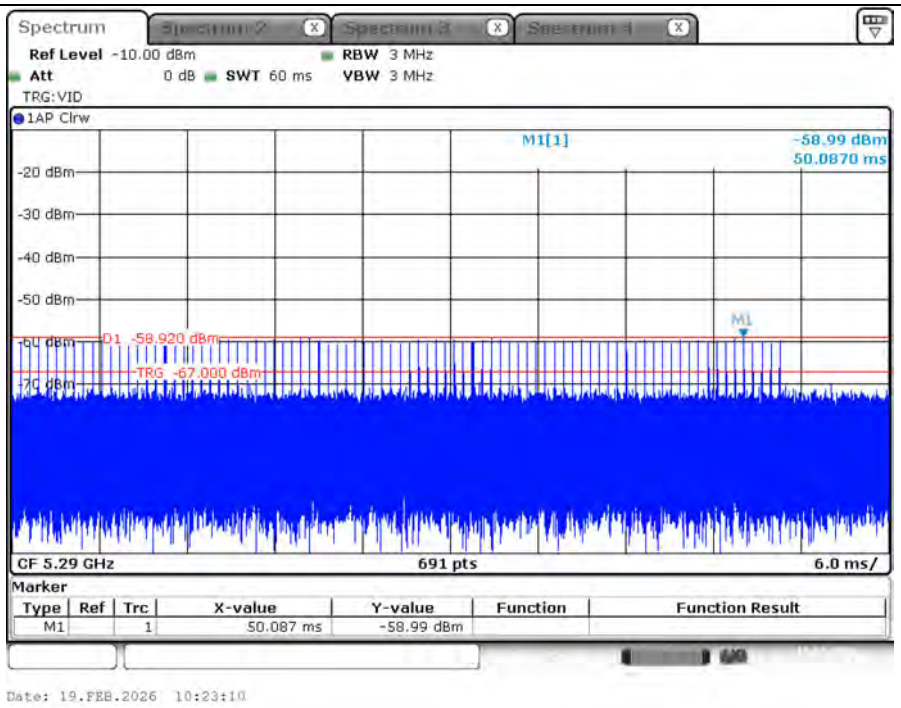

**Radar #2 DFS detection threshold level**

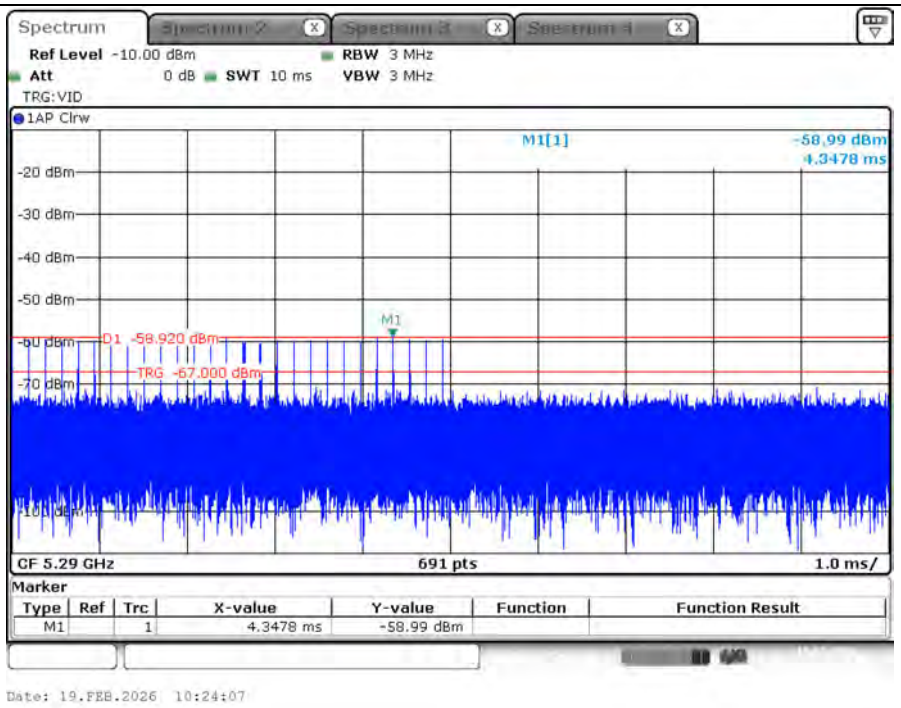


**Radar #3 DFS detection threshold level**

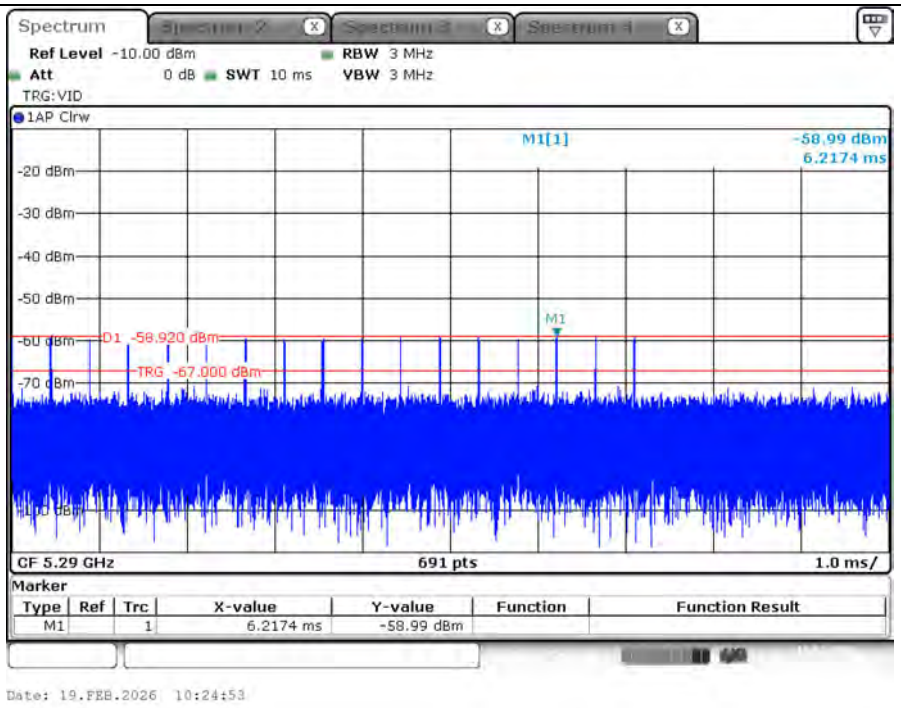

**Radar #4 DFS detection threshold level**

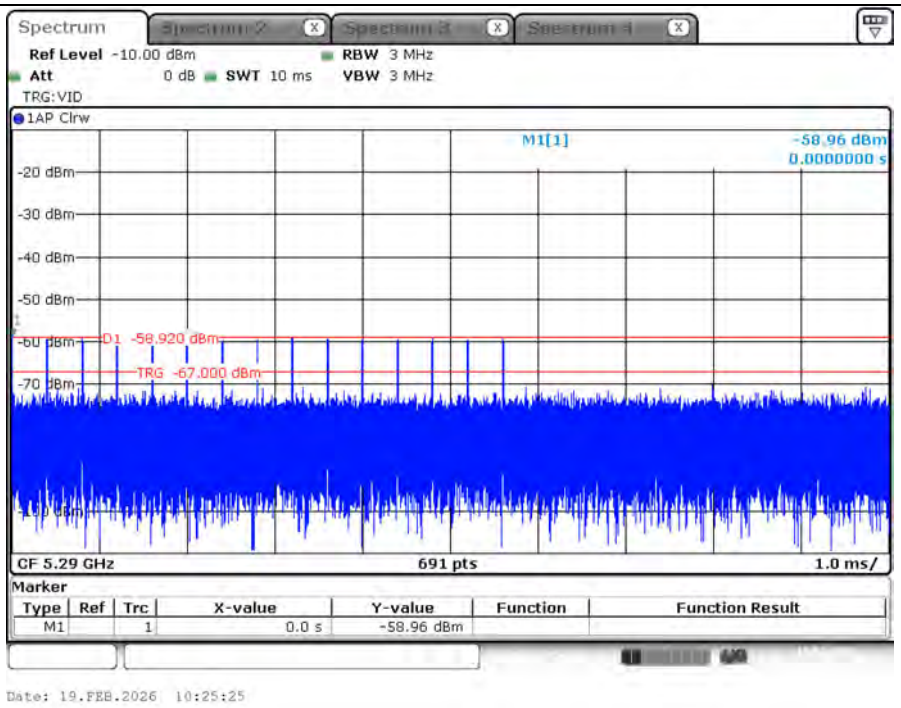


**Radar #5 DFS detection threshold level**

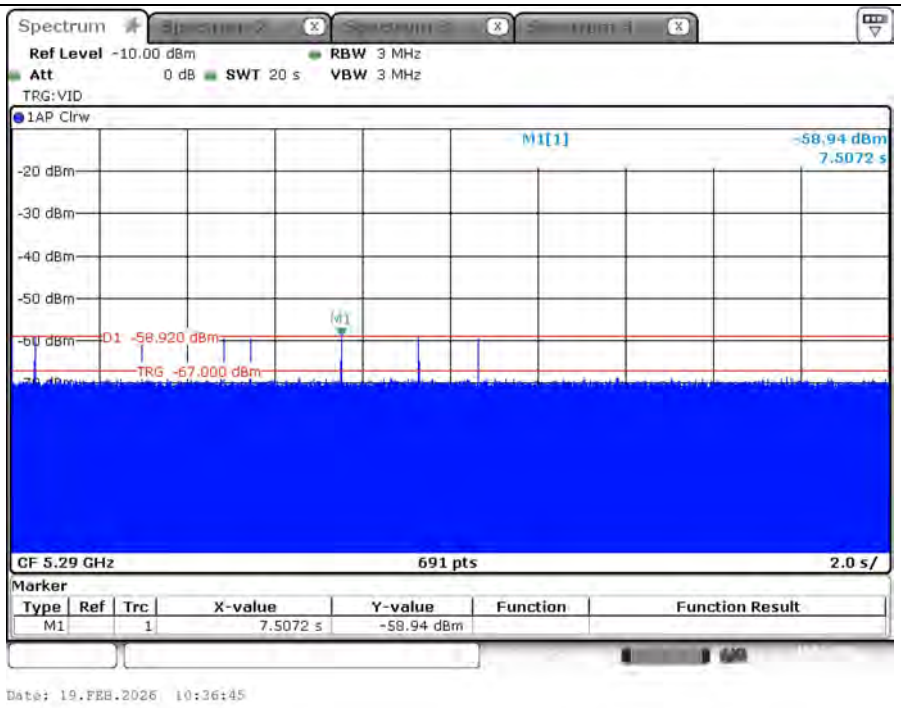

**Radar #6 DFS detection threshold level**

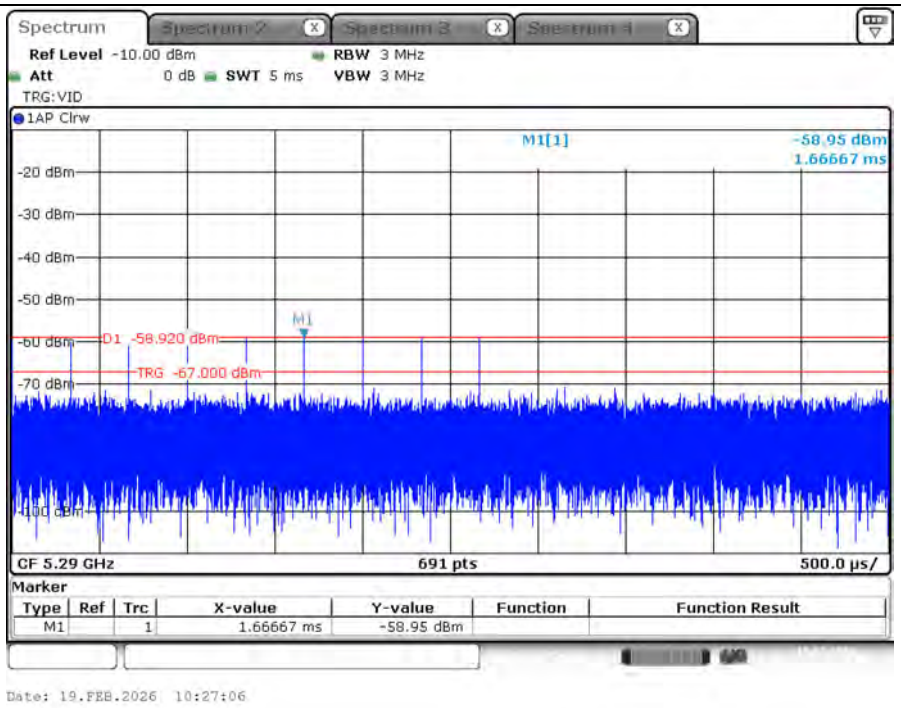

**Test Frequency: 5530 MHz**

**Radar #0 DFS detection threshold level**

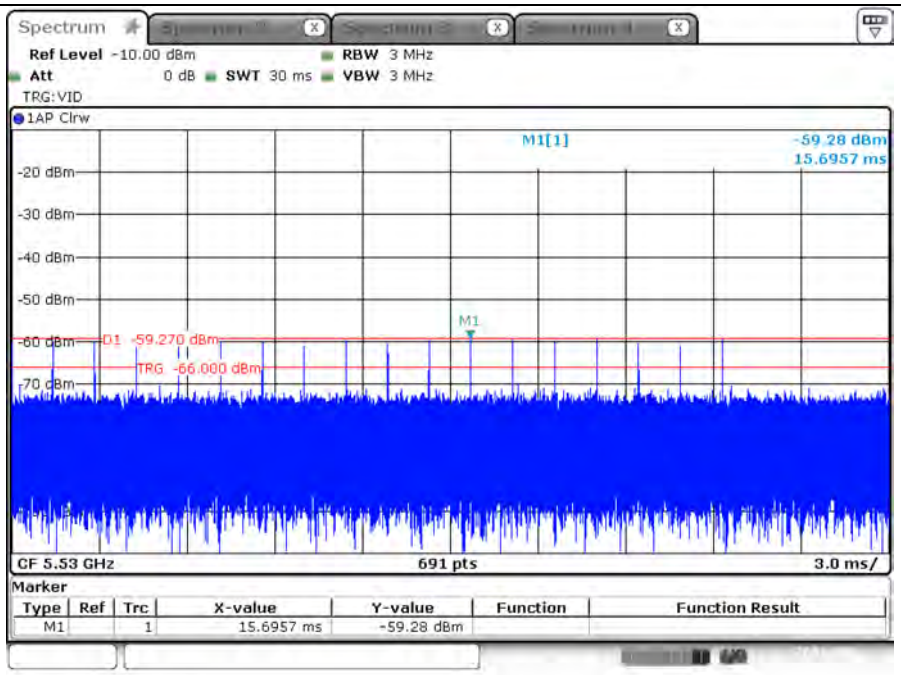


Date: 27.MAR.2026 00:26:50

**Radar #1 DFS detection threshold level**

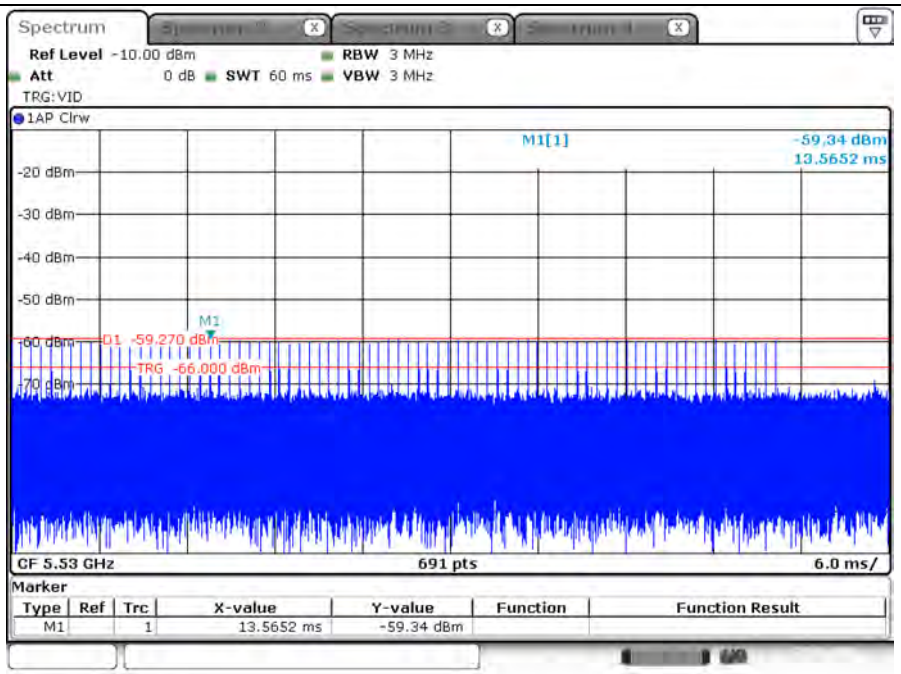


Date: 27.MAR.2026 00:28:41

**Radar #2 DFS detection threshold level**

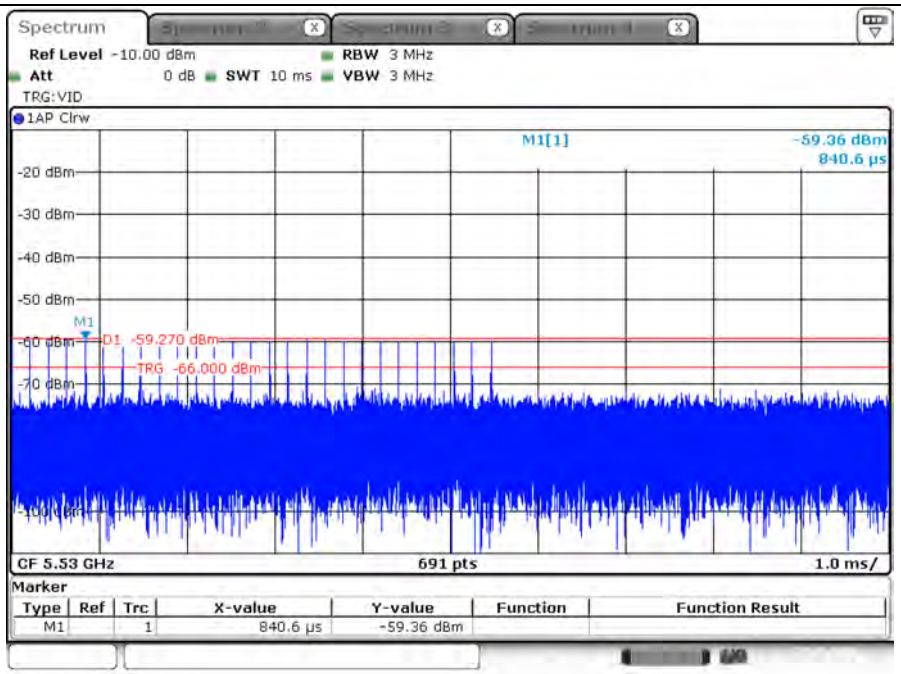


Date: 27.MAR.2026 00:29:30

**Radar #3 DFS detection threshold level**

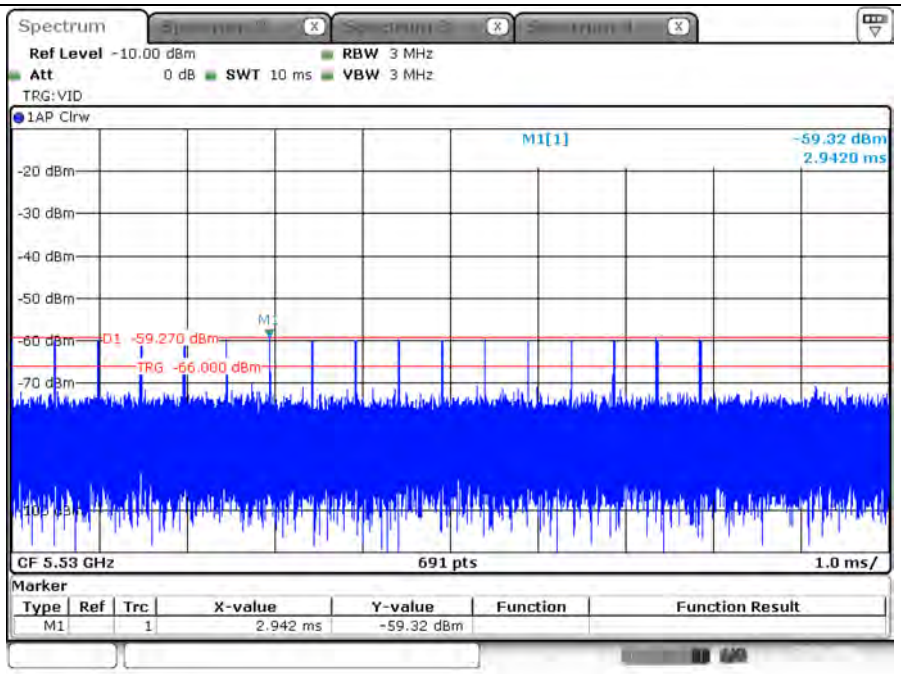


Date: 27.MAR.2026 00:29:58

**Radar #4 DFS detection threshold level**

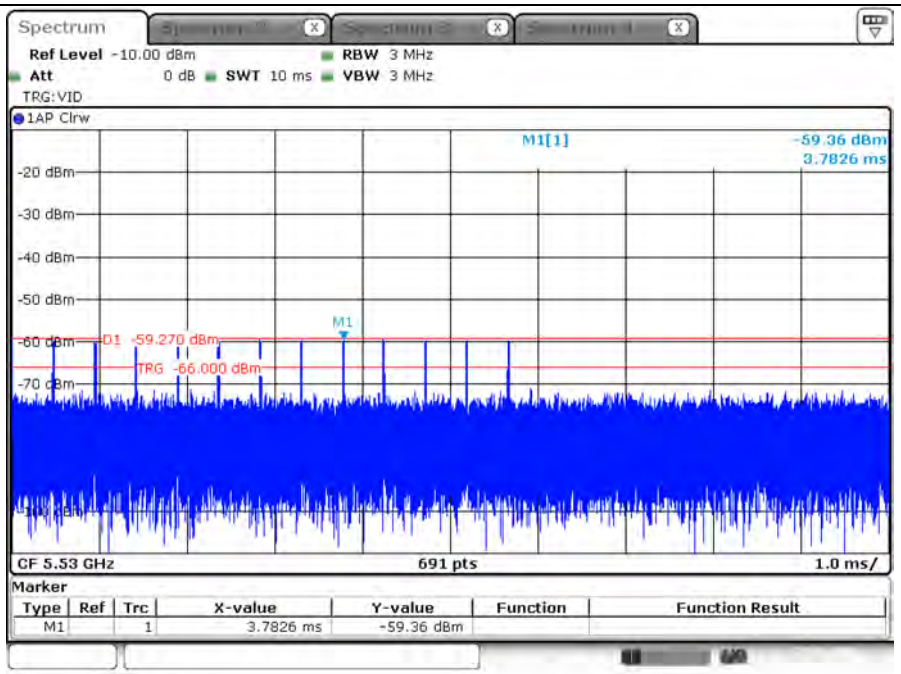


**Radar #5 DFS detection threshold level**

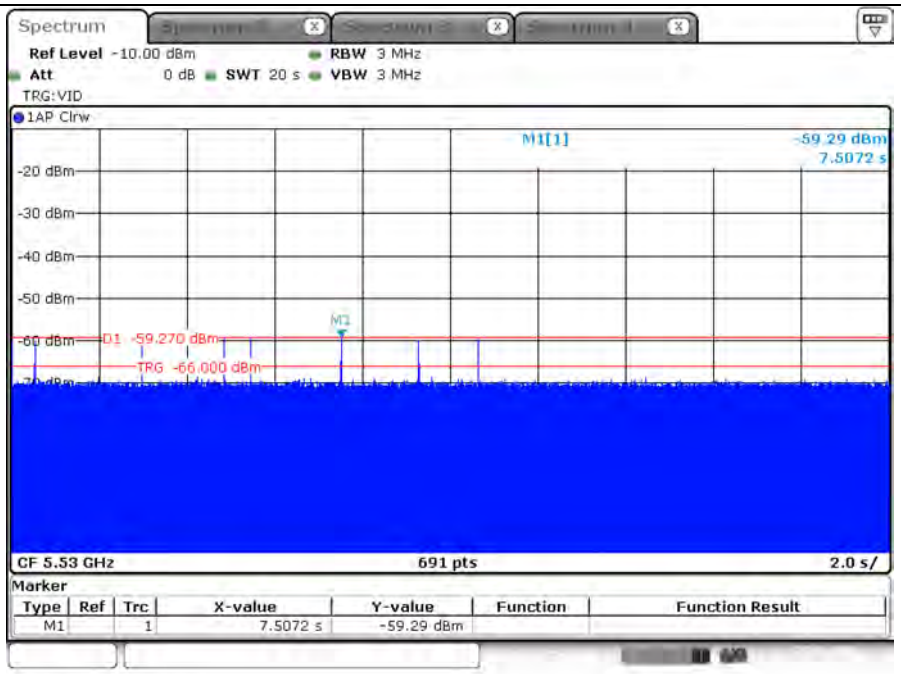

**Radar #6 DFS detection threshold level**

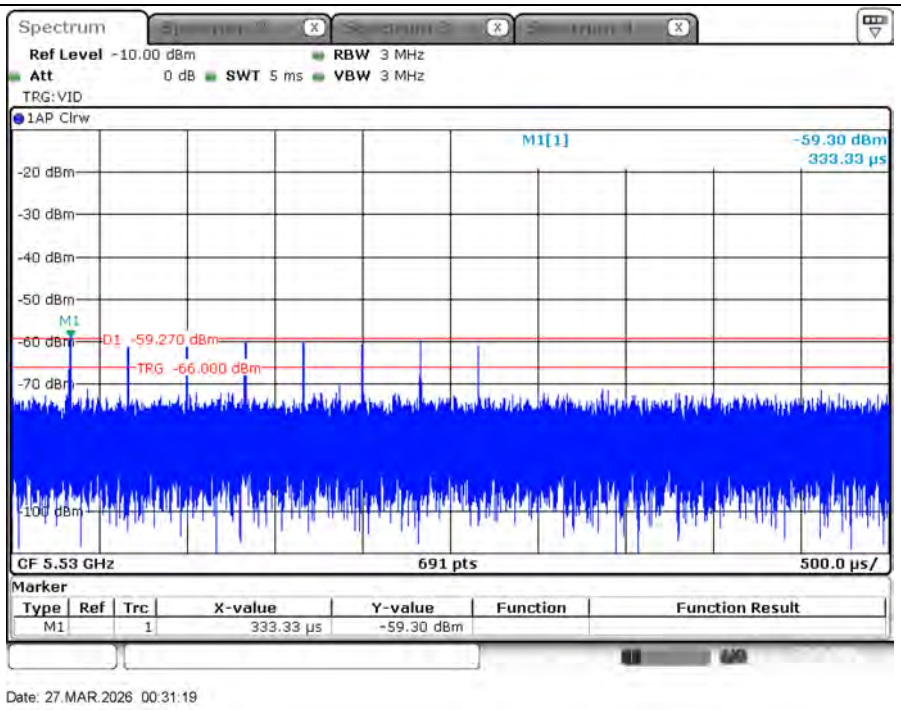

**Test mode: Mode 3**

**Test Frequency: 5570 MHz**

**Radar #0 DFS detection threshold level**

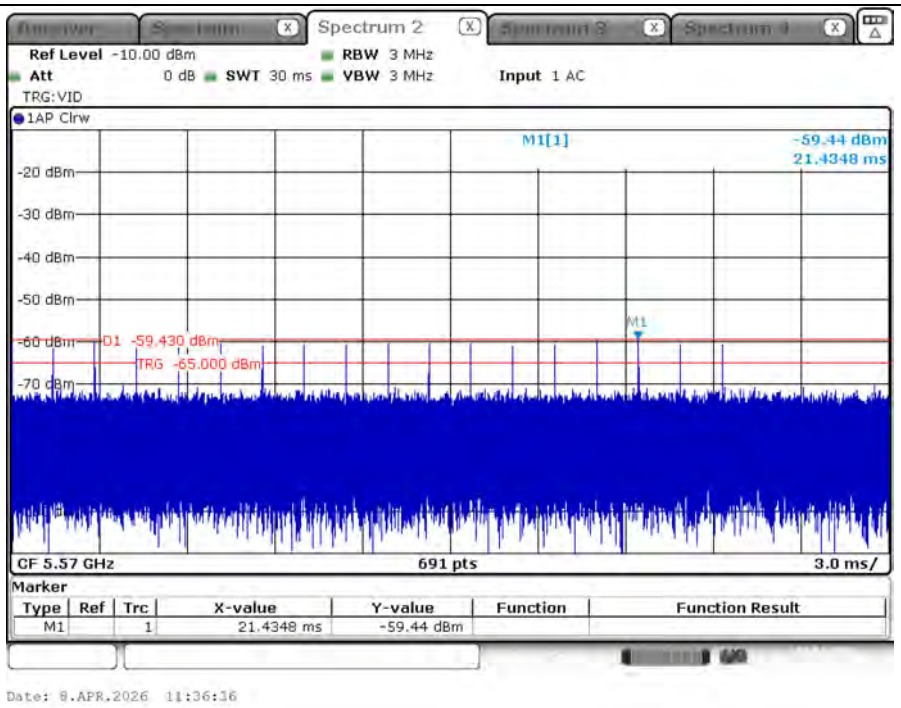


**Radar #1 DFS detection threshold level**

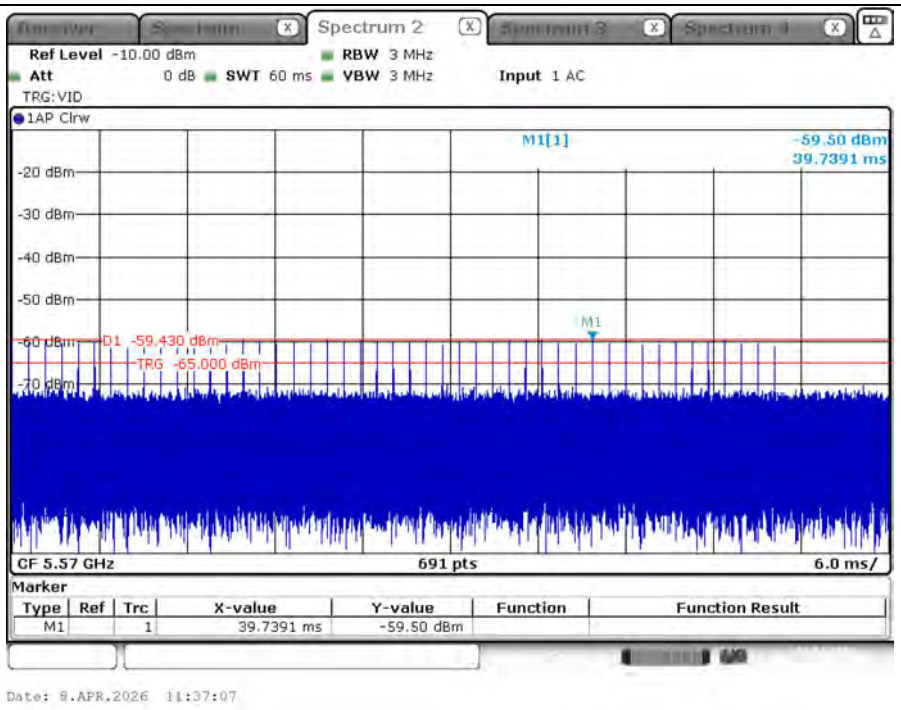

**Radar #2 DFS detection threshold level**

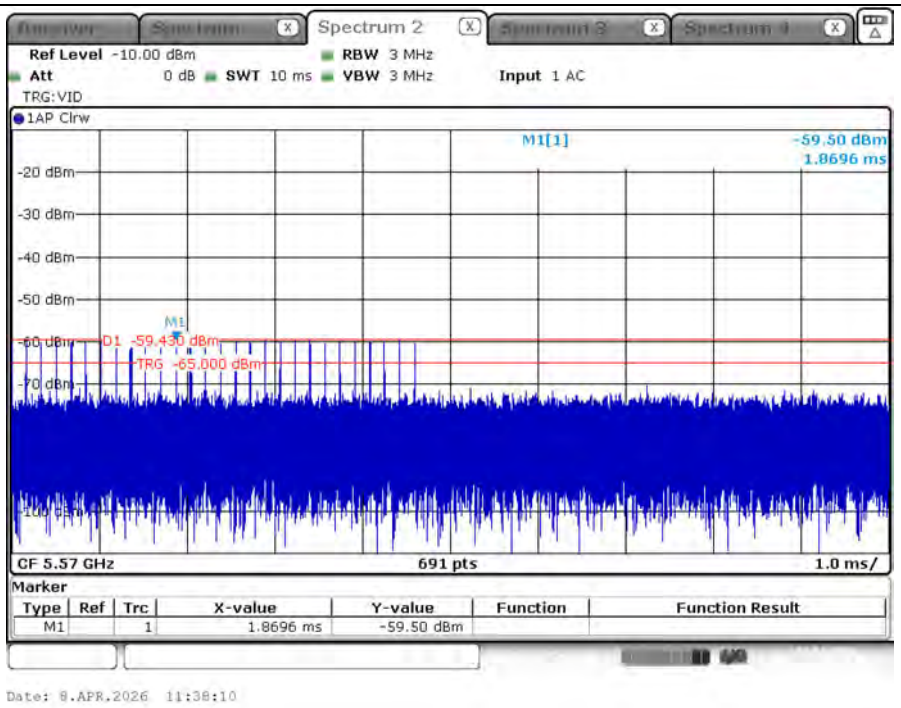


**Radar #3 DFS detection threshold level**

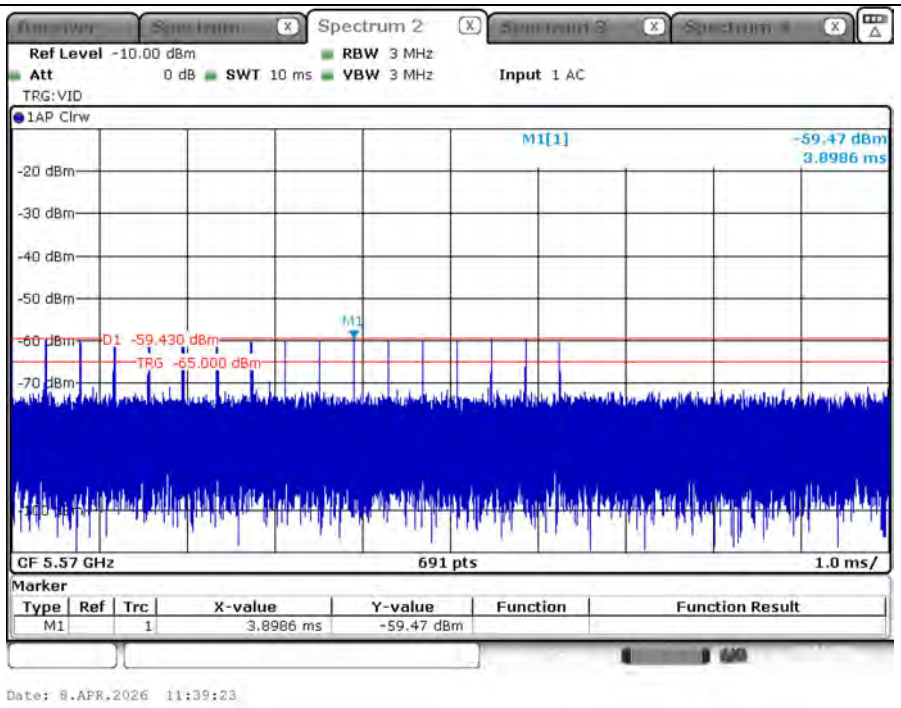

**Radar #4 DFS detection threshold level**

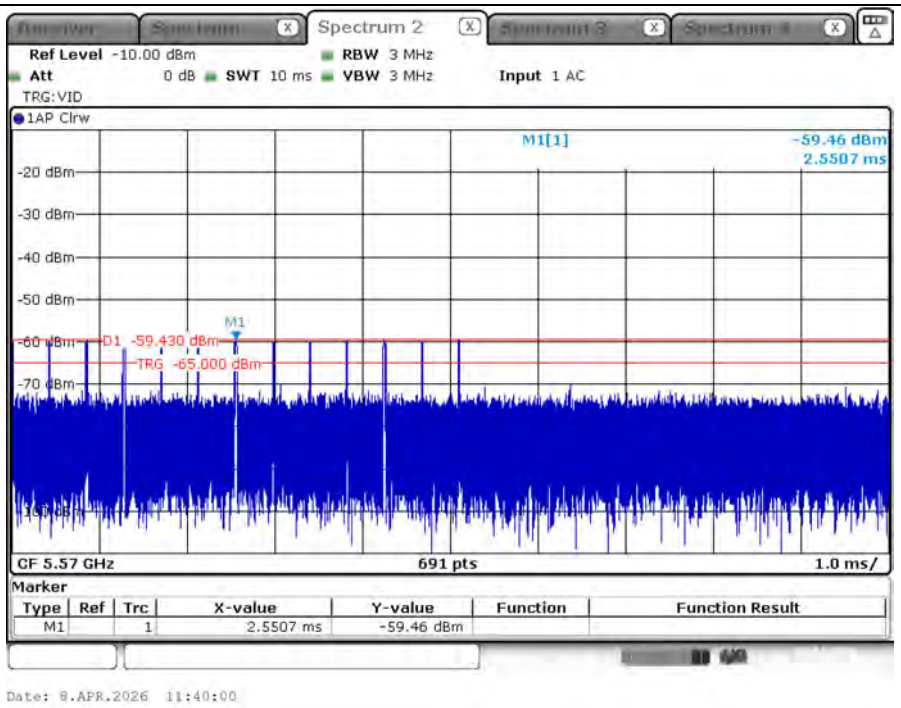


**Radar #5 DFS detection threshold level**

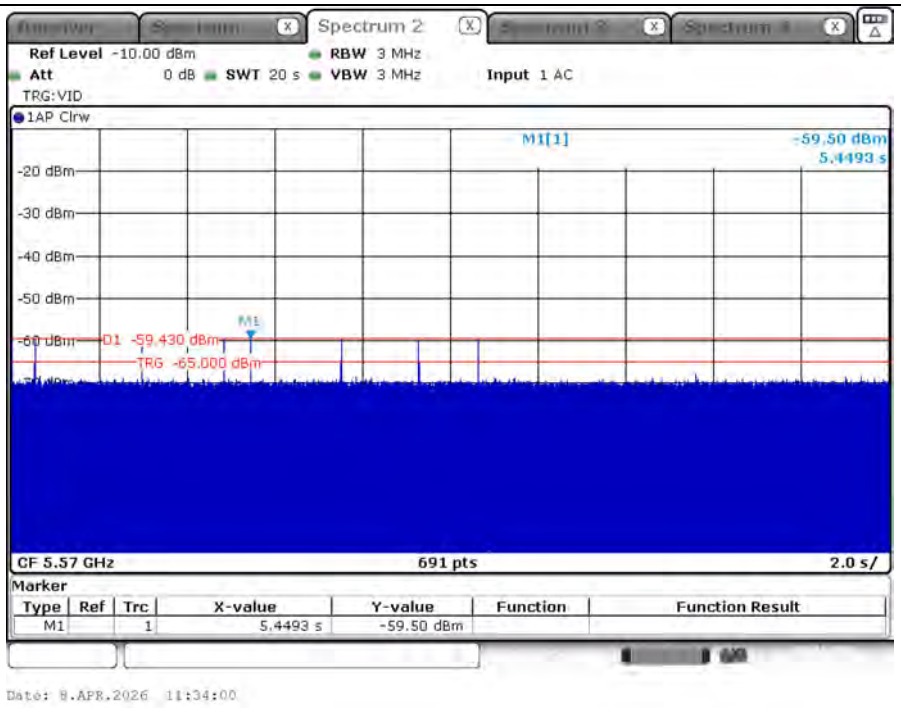

**Radar #6 DFS detection threshold level**

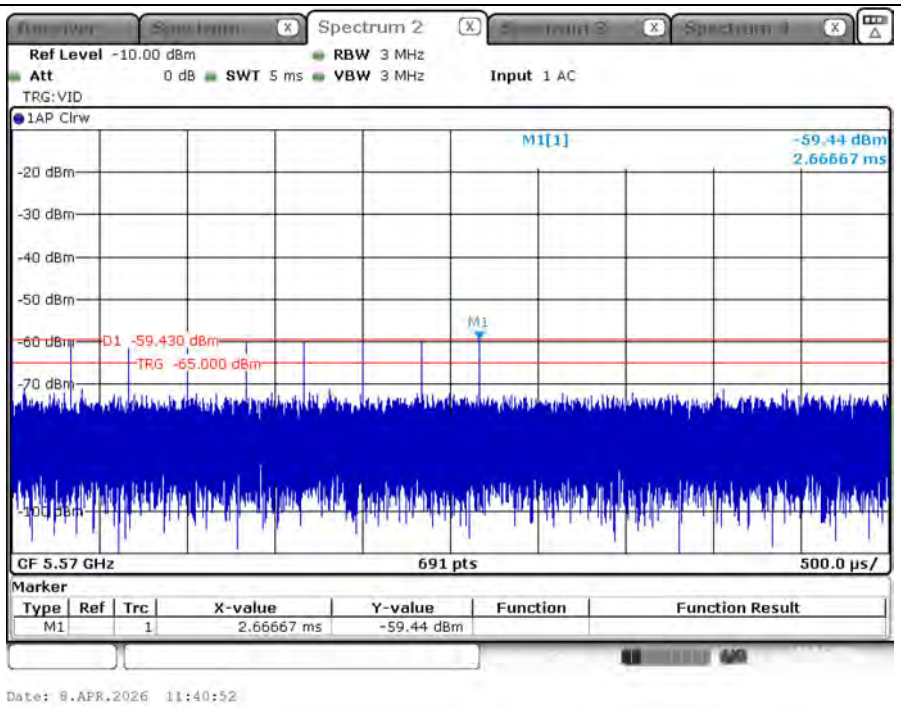

**Test mode: Mode 4**

**Test Frequency: 5250 MHz**

**Radar #0 DFS detection threshold level**

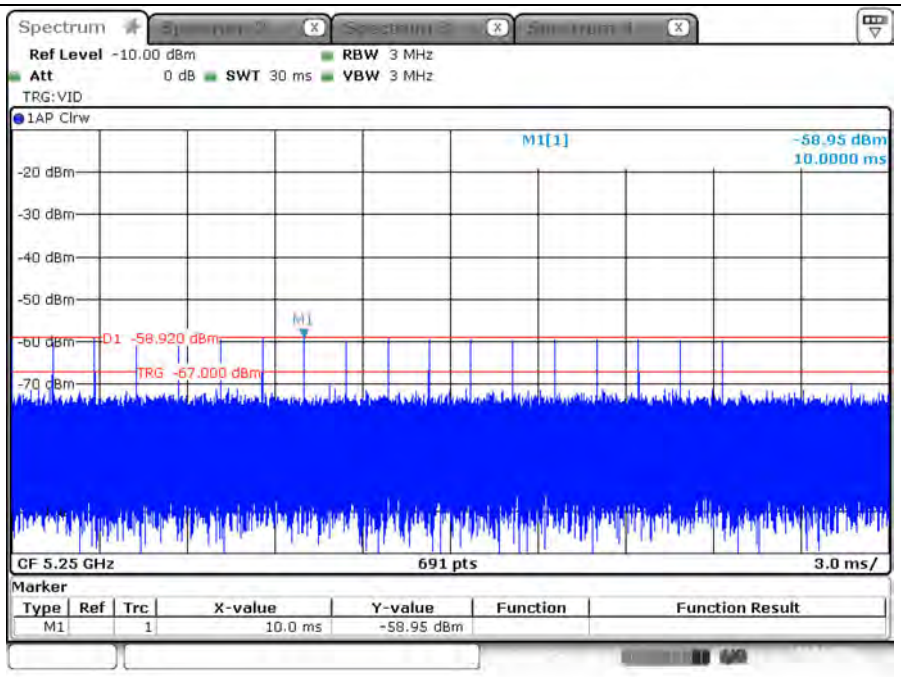


Date: 9.APR.2026 21:20:13

**Radar #1 DFS detection threshold level**

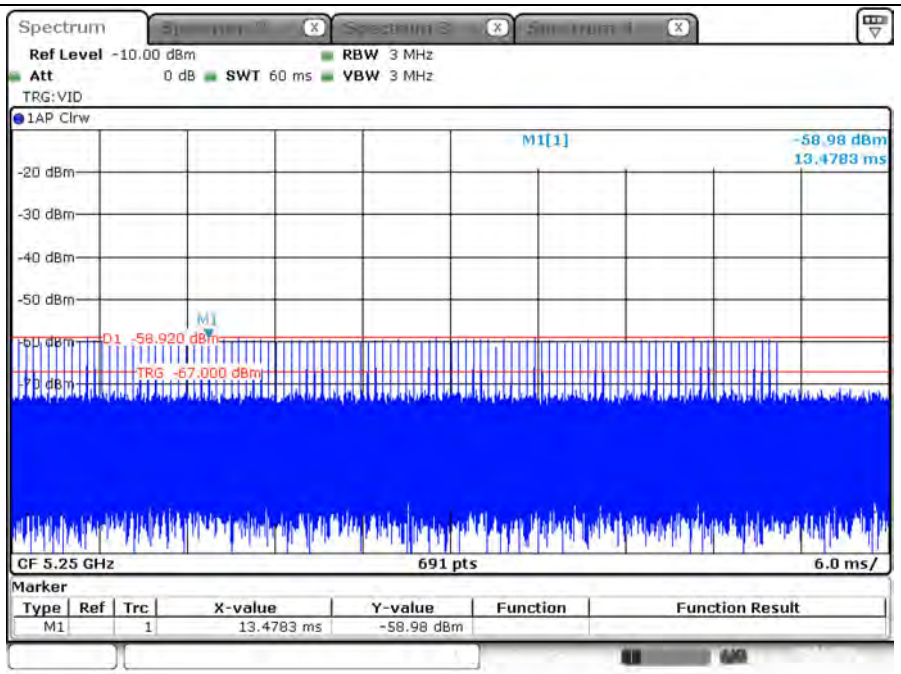


Date: 9.APR.2026 21:20:58

**Radar #2 DFS detection threshold level**

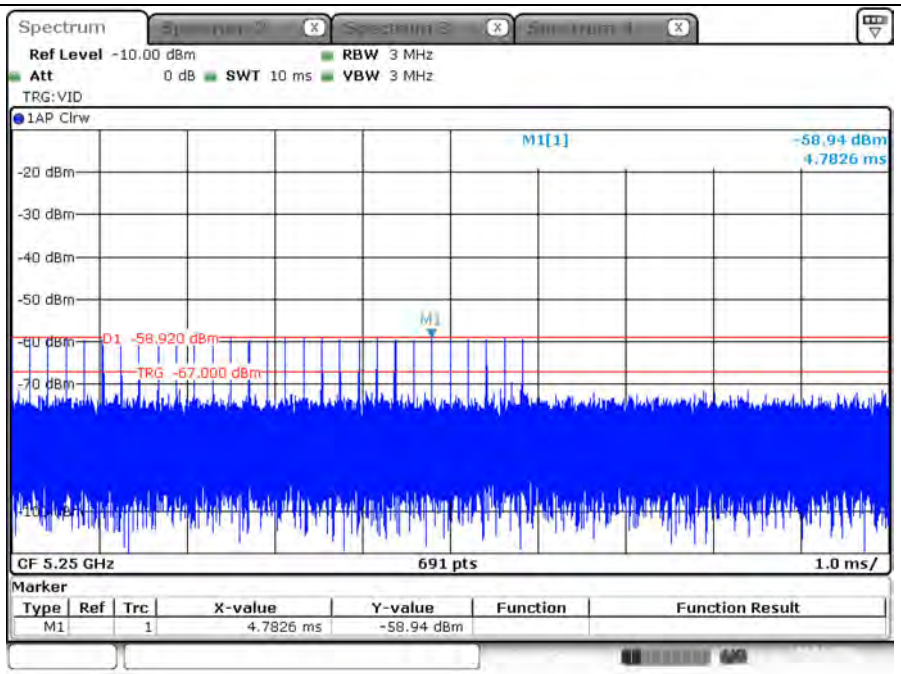


**Radar #3 DFS detection threshold level**

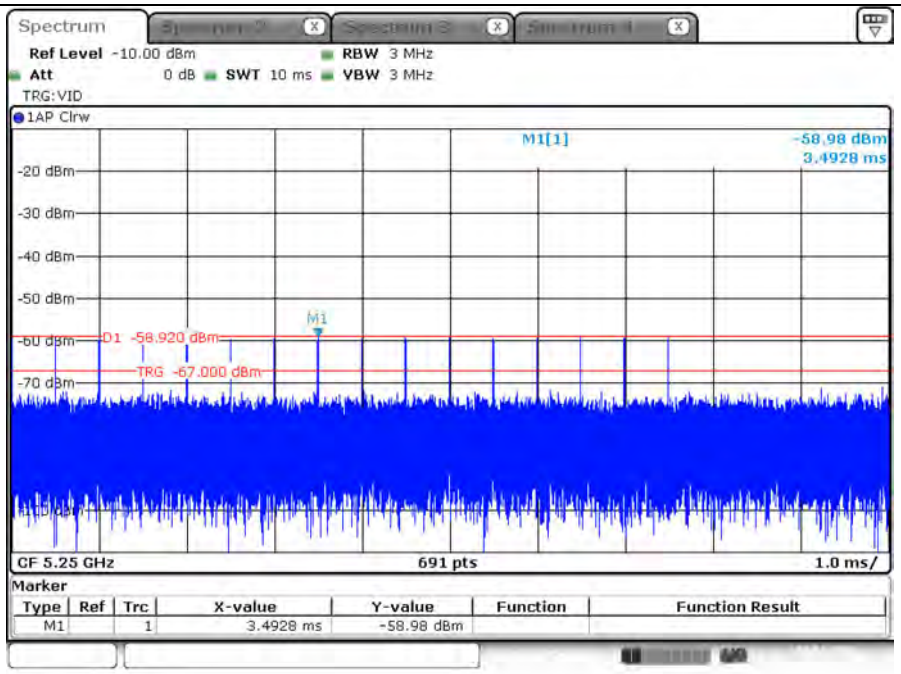

**Radar #4 DFS detection threshold level**

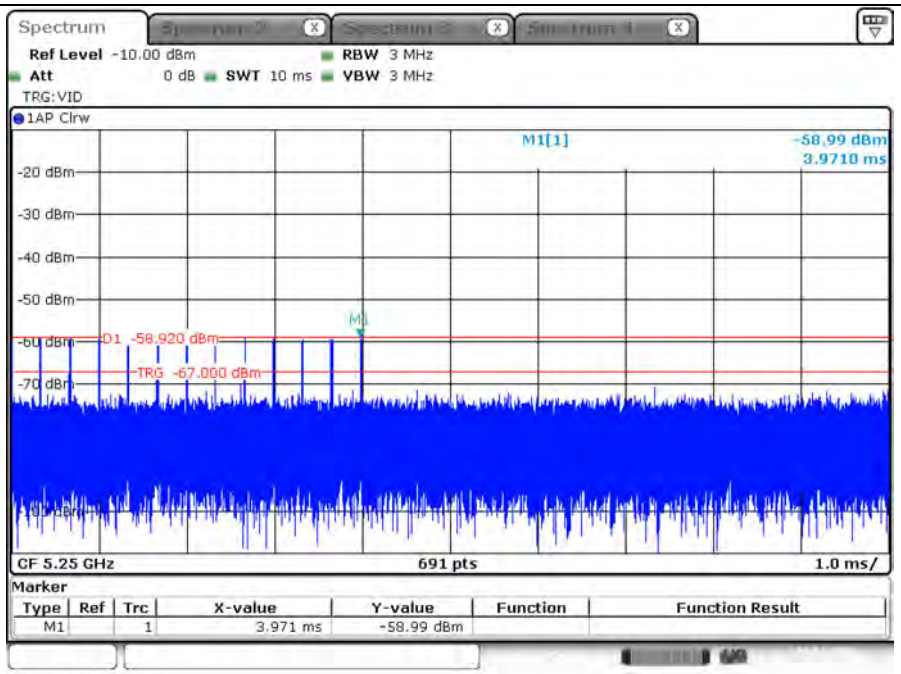


**Radar #5 DFS detection threshold level**

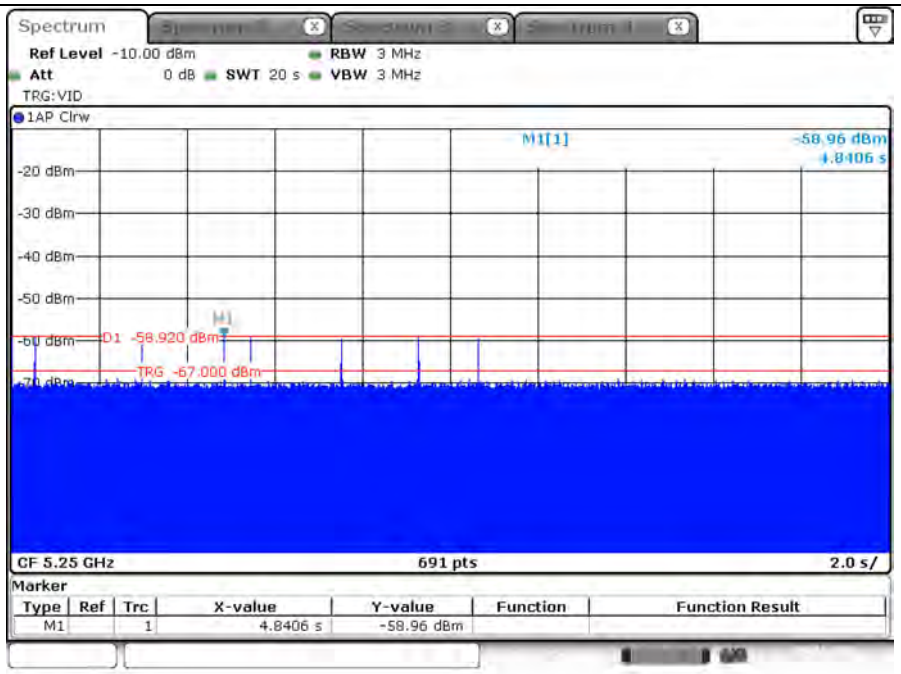

**Radar #6 DFS detection threshold level**

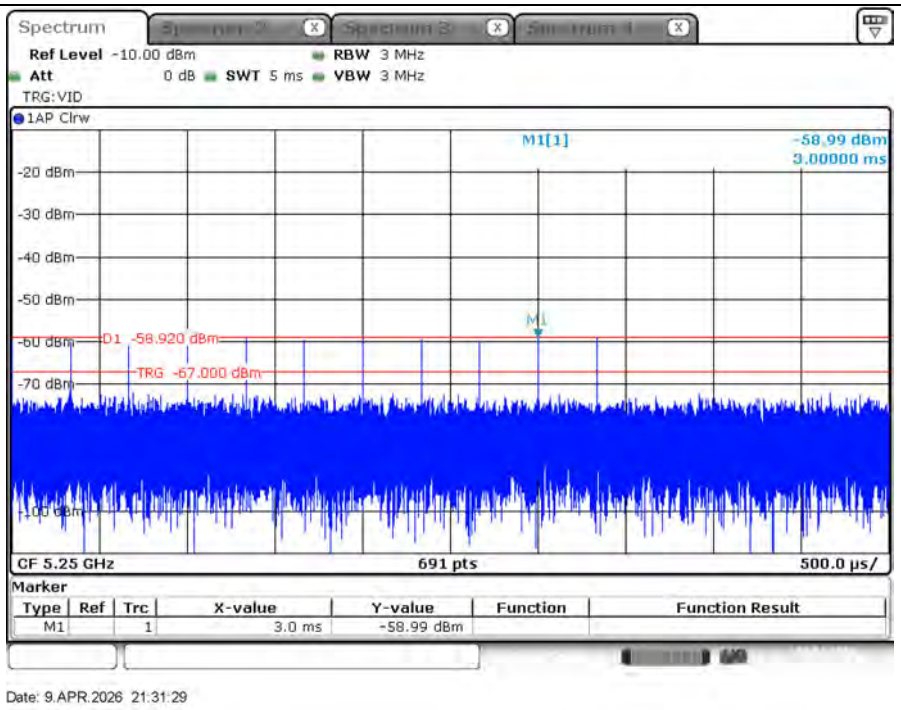

**Test Frequency: 5570 MHz**

**Radar #0 DFS detection threshold level**

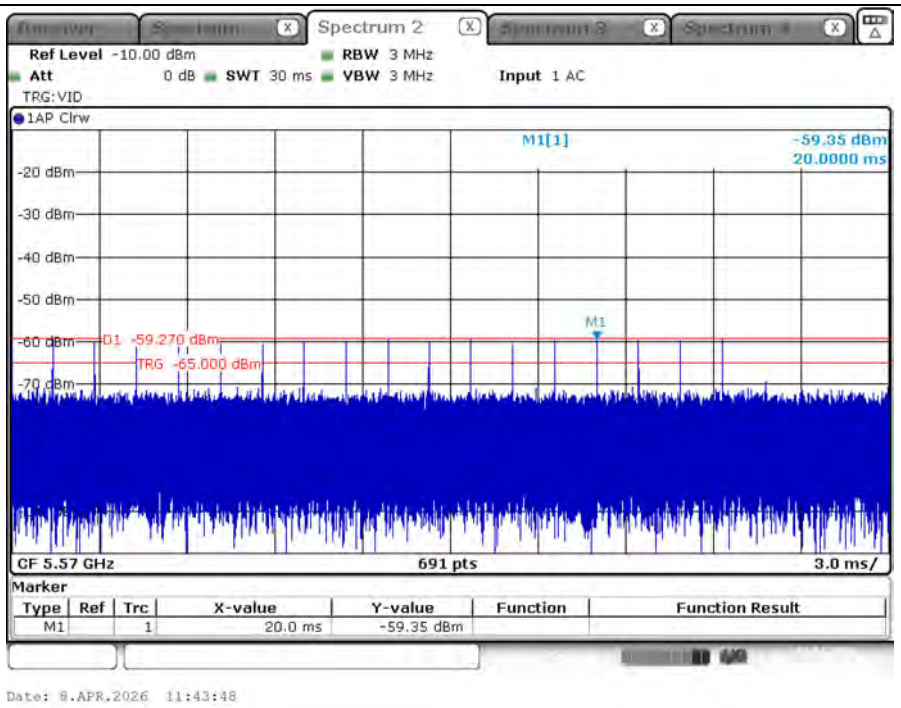


**Radar #1 DFS detection threshold level**

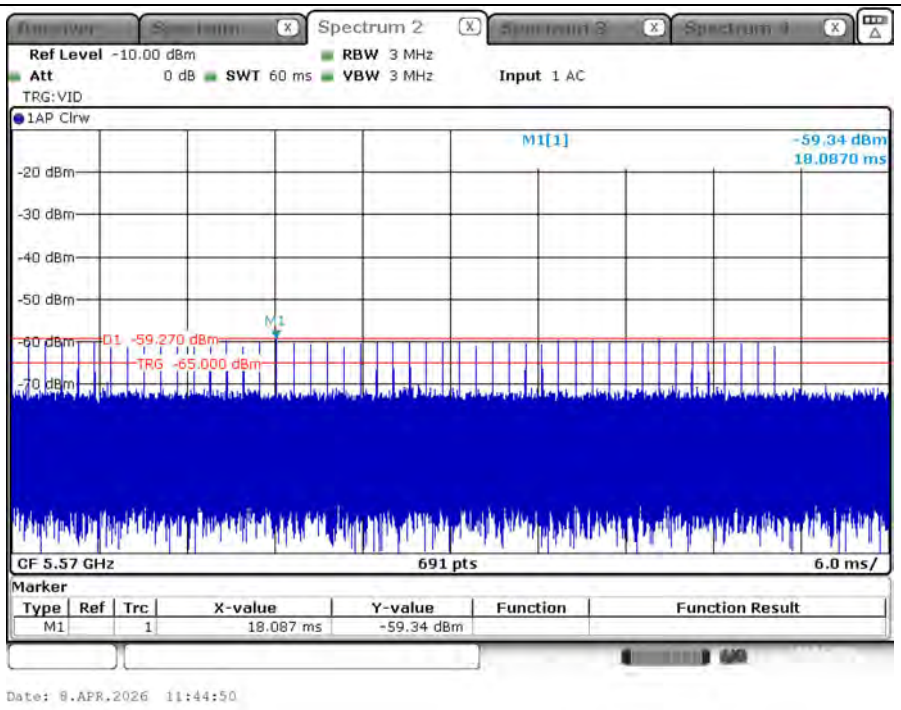

**Radar #2 DFS detection threshold level**

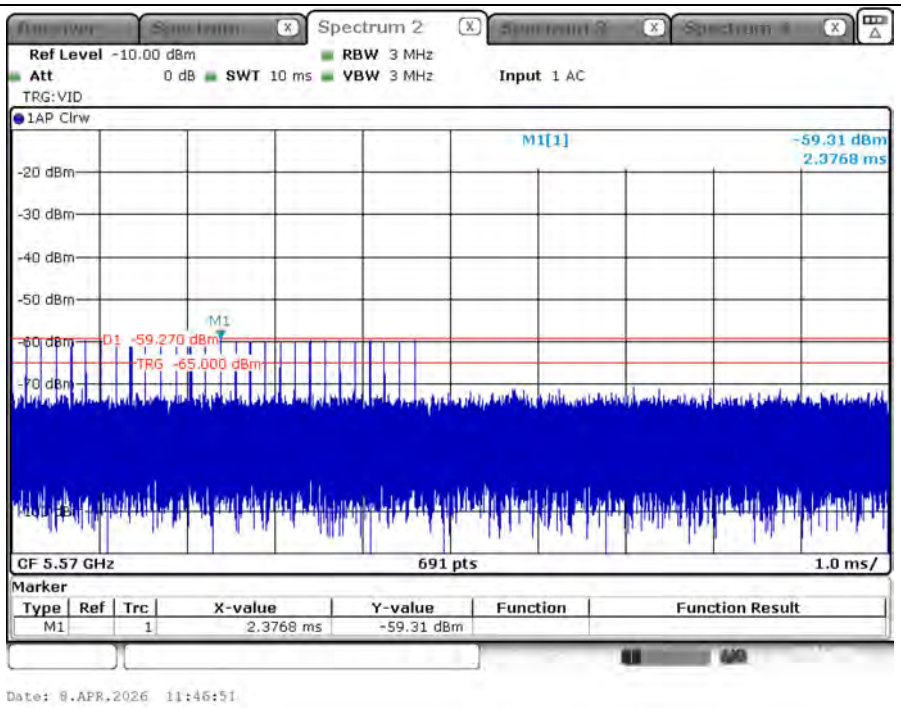


**Radar #3 DFS detection threshold level**

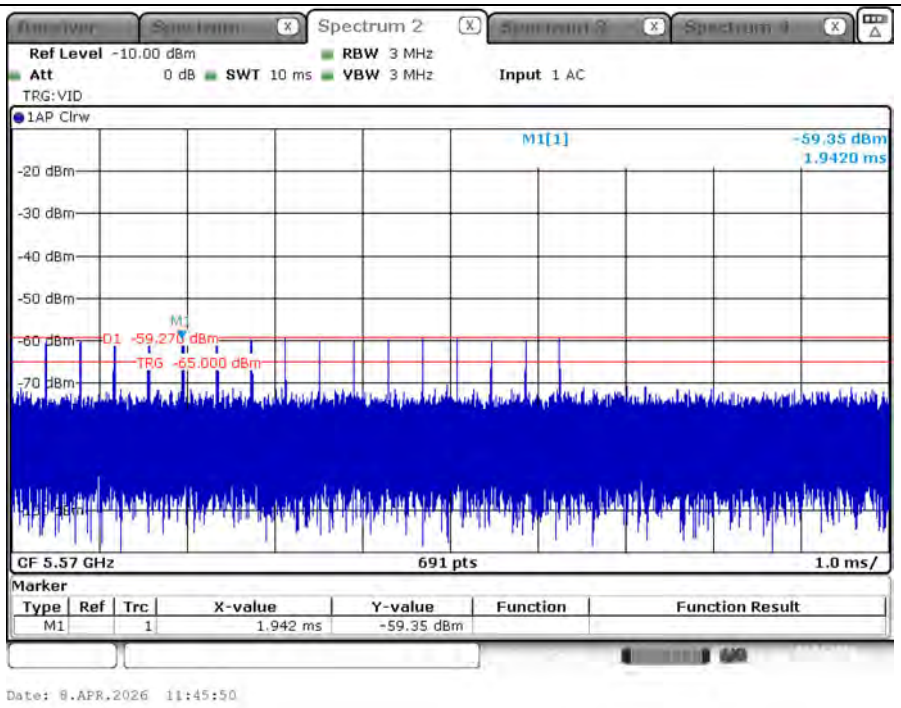

**Radar #4 DFS detection threshold level**

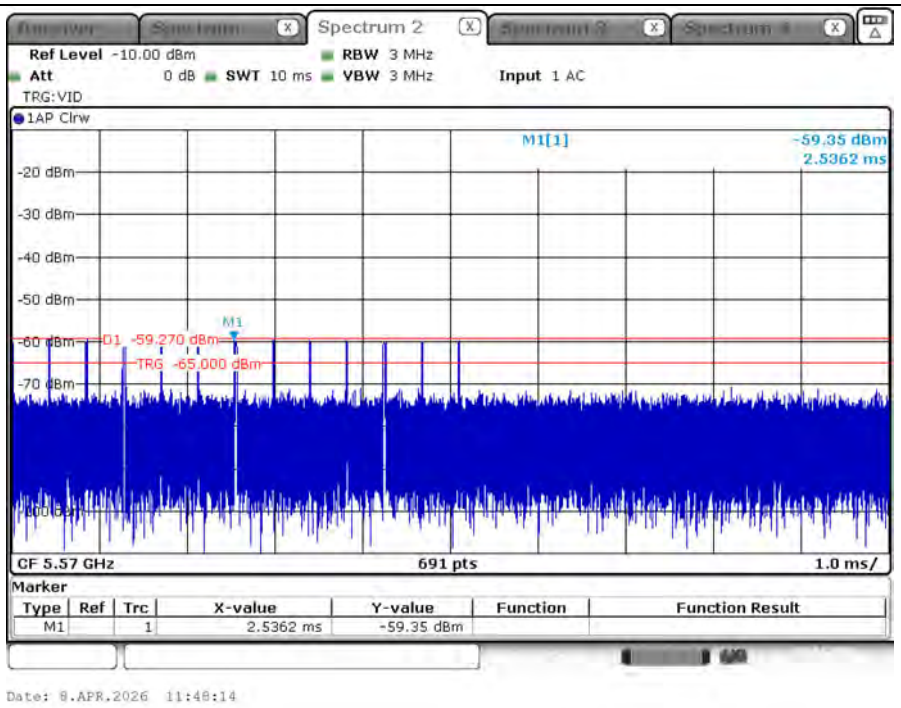


**Radar #5 DFS detection threshold level**

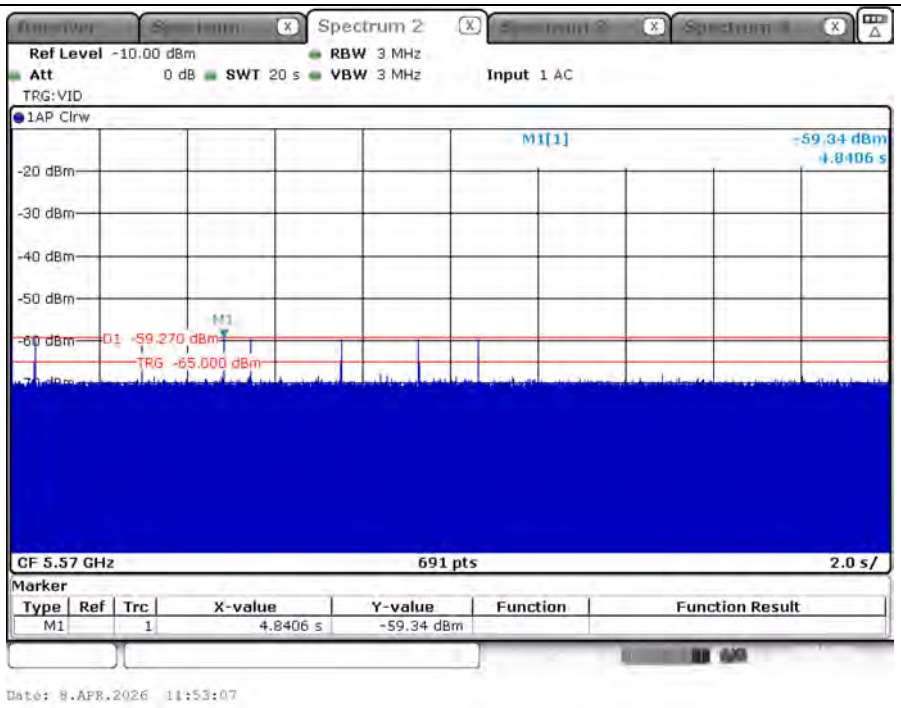

**Radar #6 DFS detection threshold level**

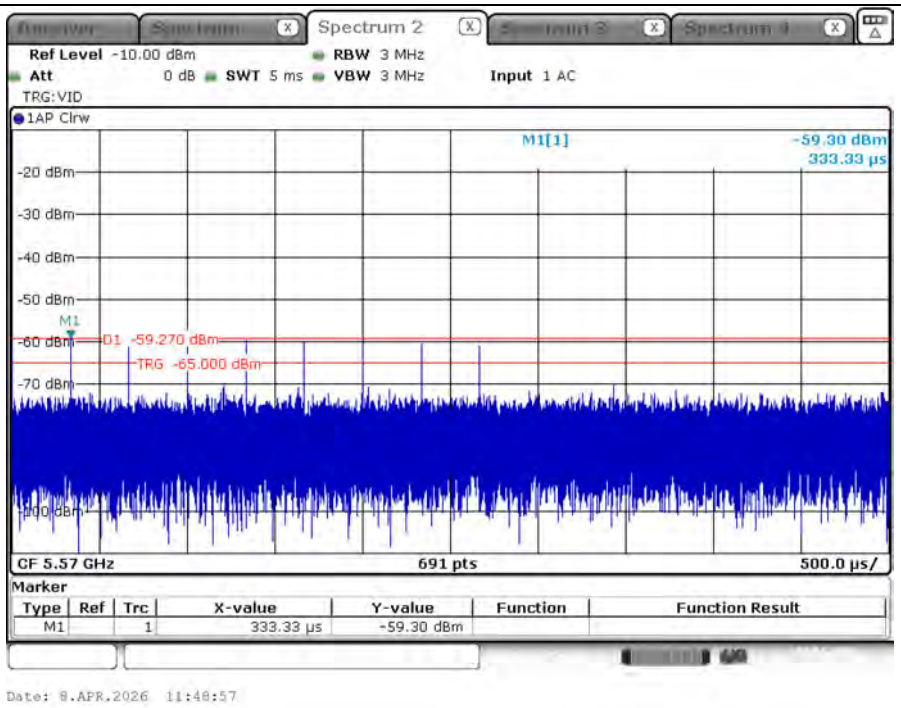

**Test mode: Mode 5**

**Test Frequency: 5570 MHz**

**Radar #0 DFS detection threshold level**

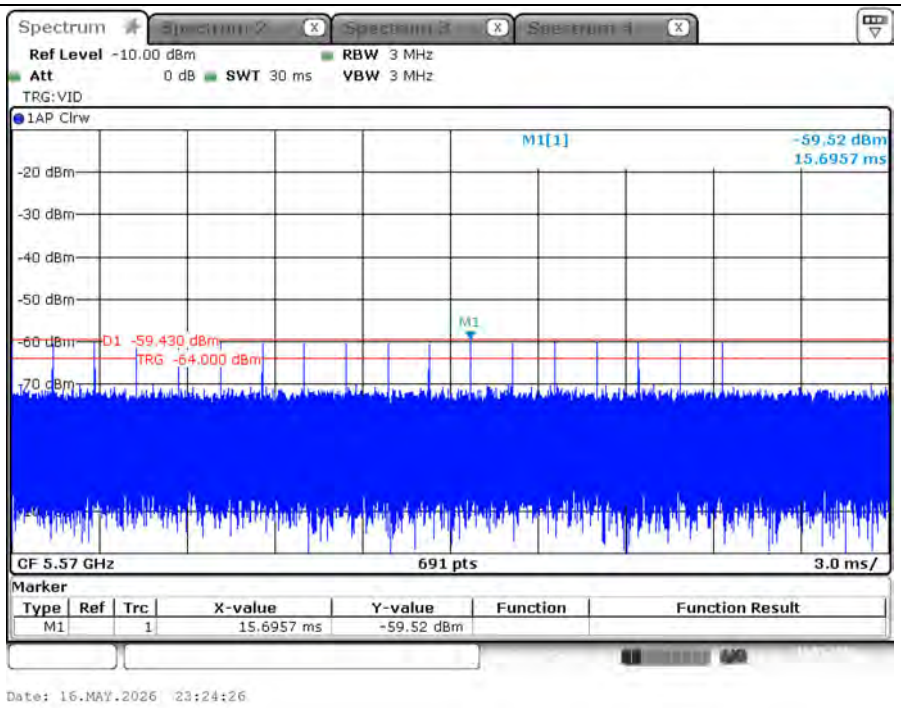


**Radar #1 DFS detection threshold level**

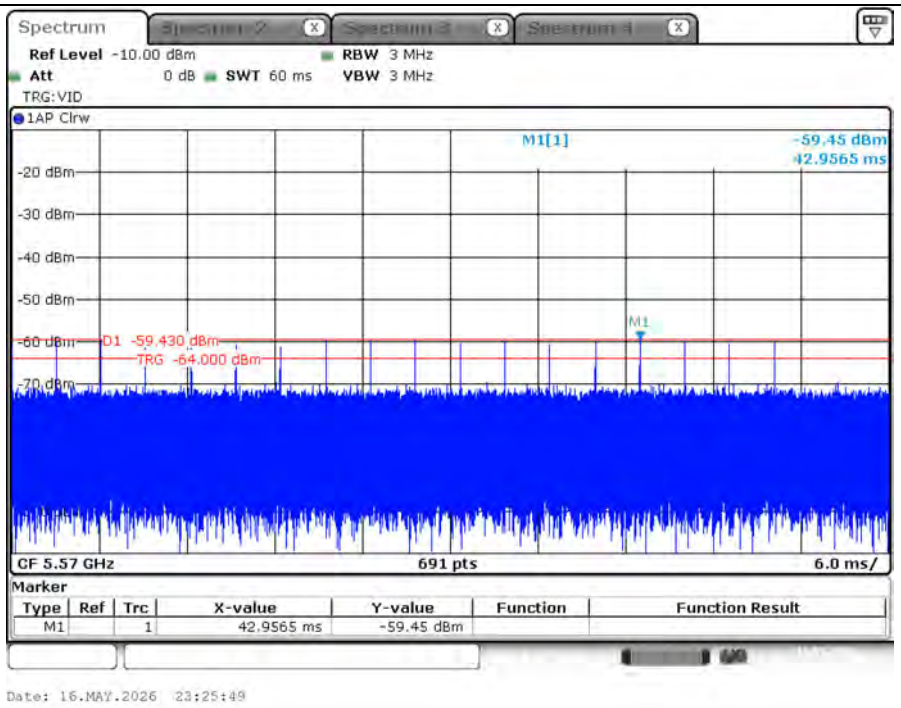

**Radar #2 DFS detection threshold level**

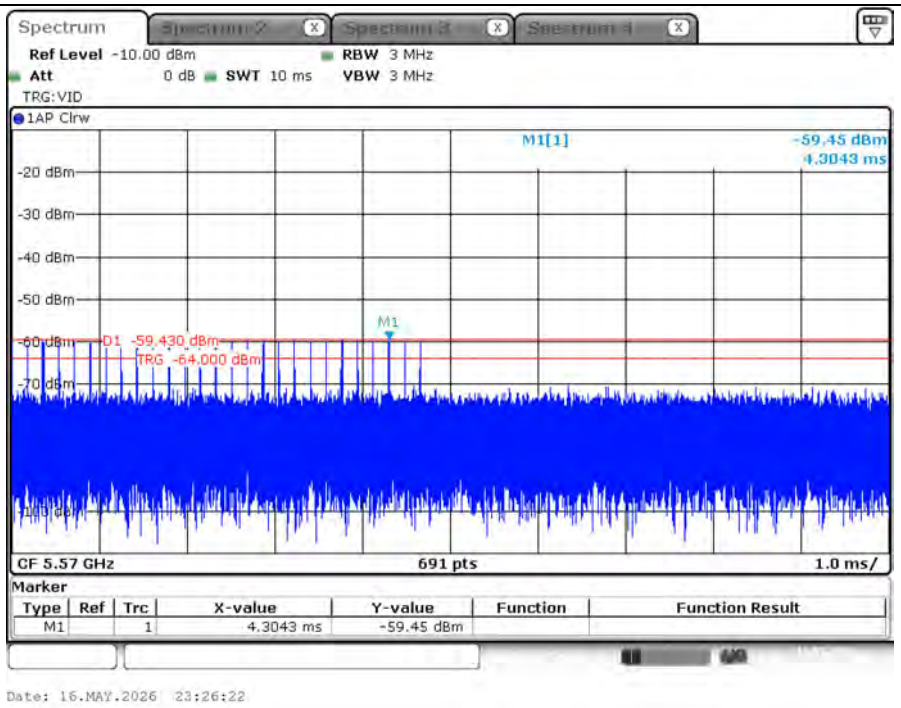


**Radar #3 DFS detection threshold level**

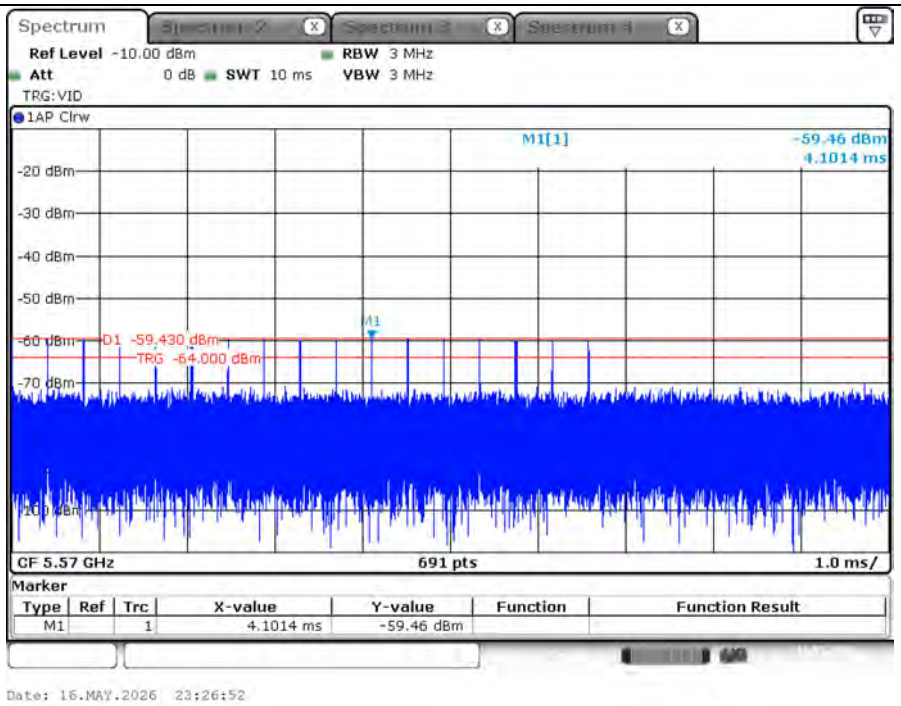

**Radar #4 DFS detection threshold level**

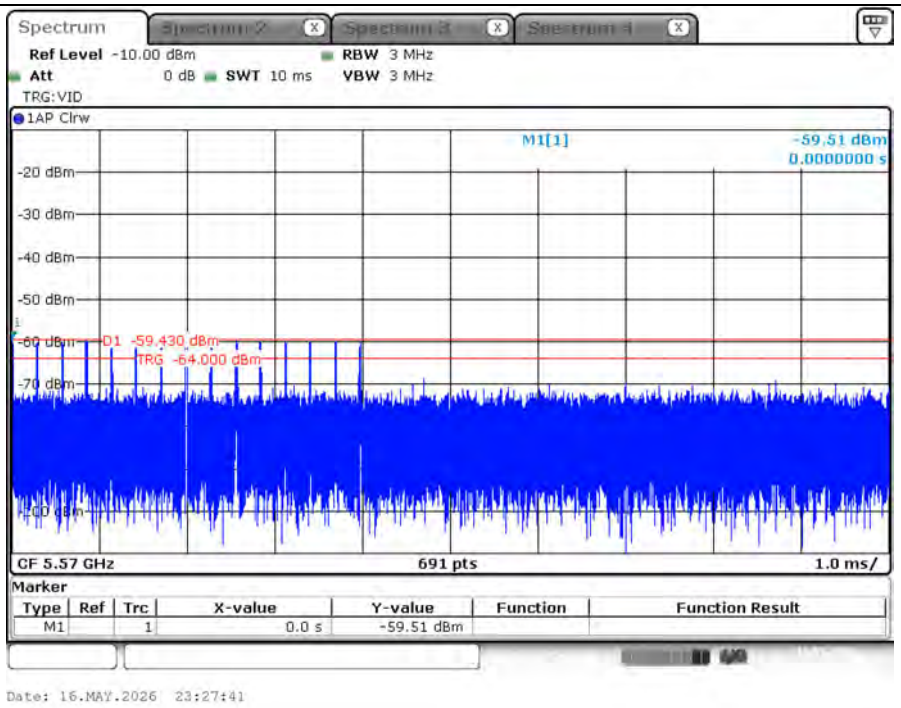


**Radar #5 DFS detection threshold level**

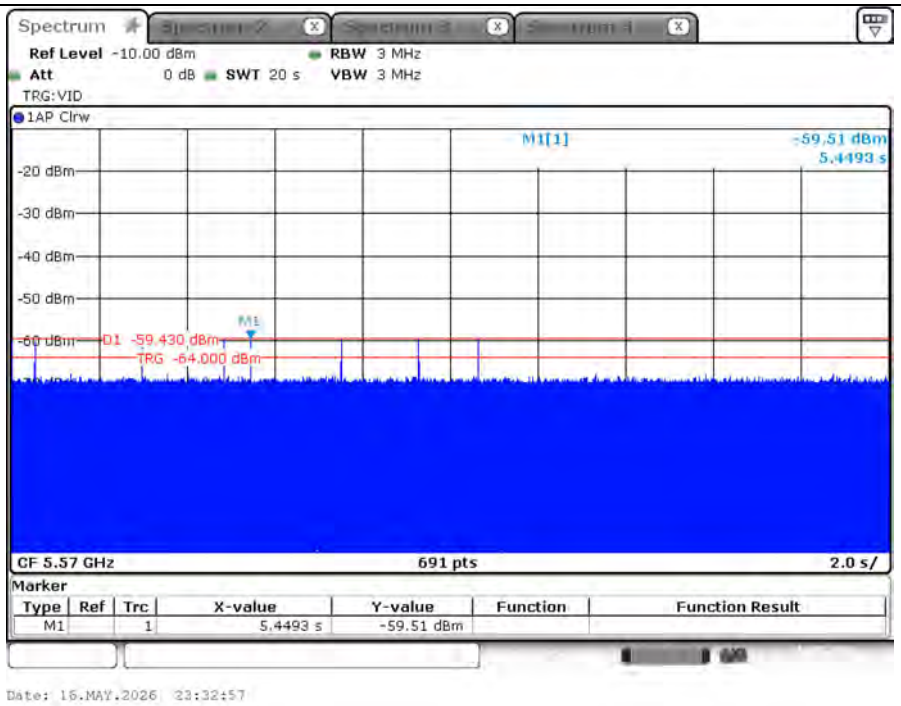

**Radar #6 DFS detection threshold level**

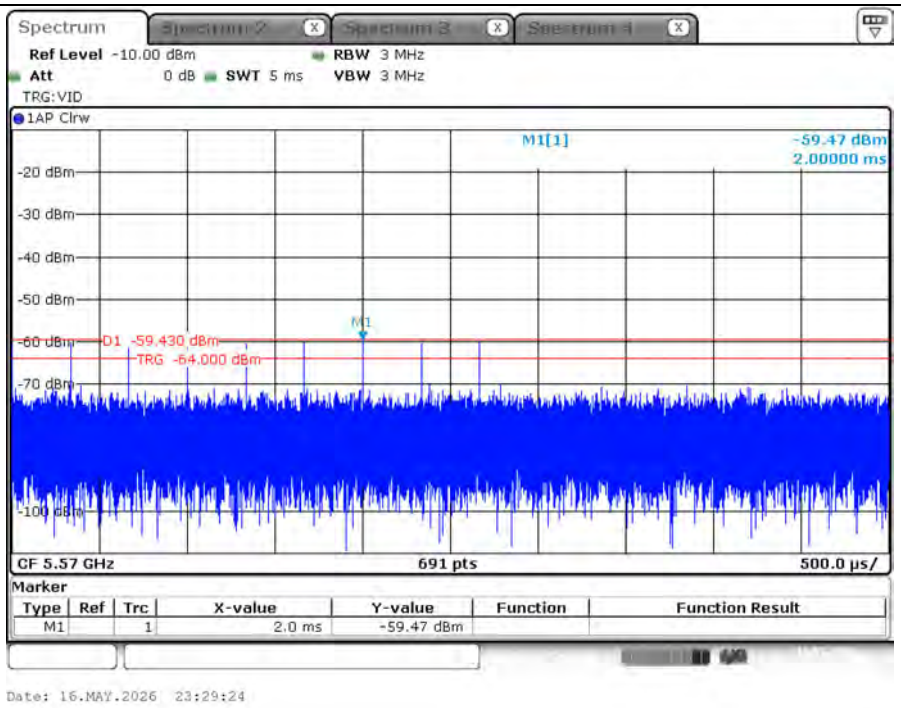

**Test mode: Mode 6**

**Test Frequency: 5570 MHz**

**Radar #0 DFS detection threshold level**

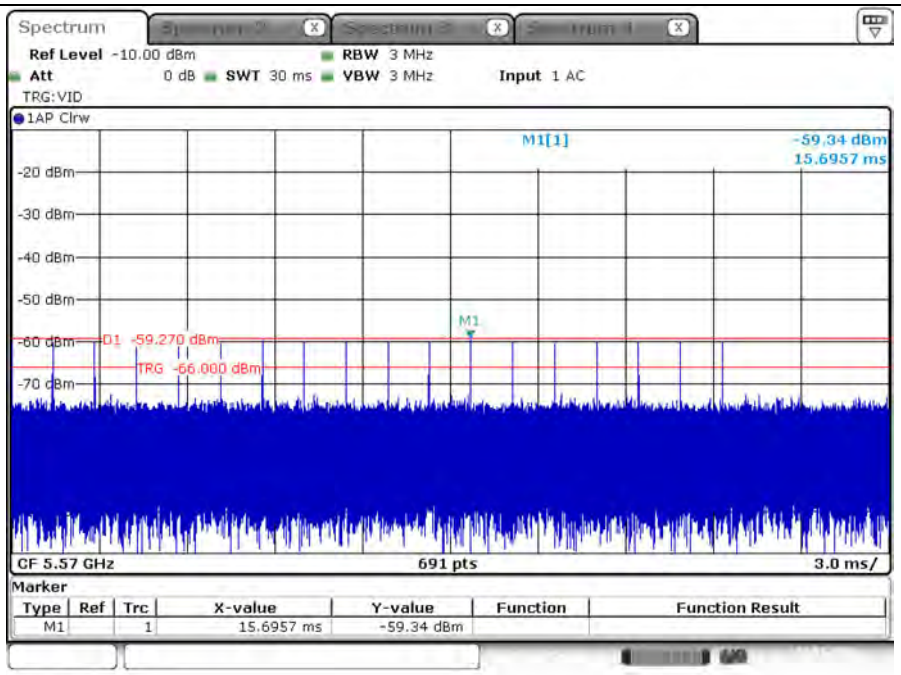


Date: 3.JUL.2026 07:01:09

**Radar #1 DFS detection threshold level**

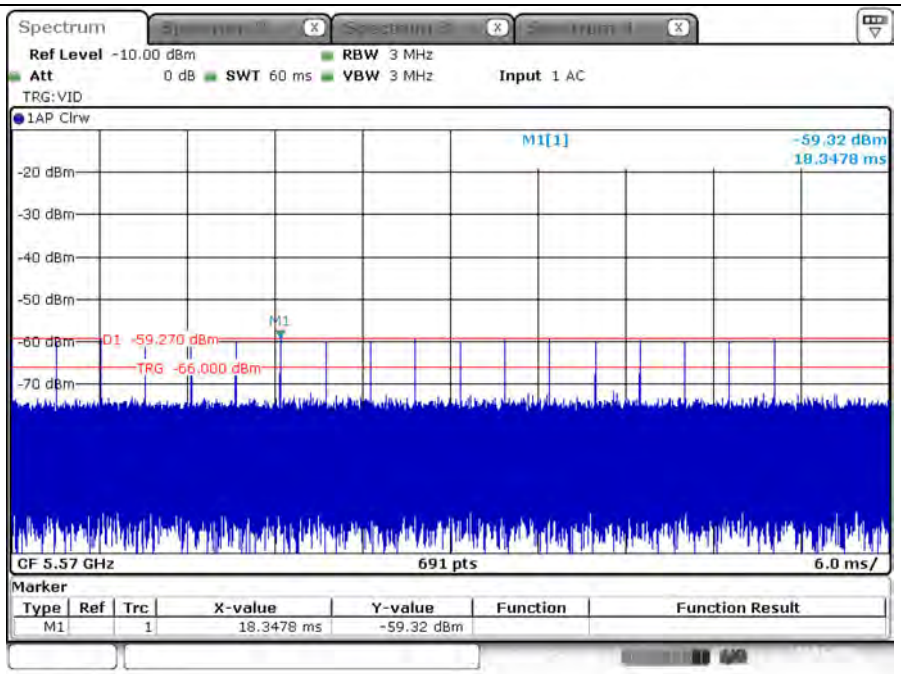


Date: 3.JUL.2026 07:02:21

**Radar #2 DFS detection threshold level**

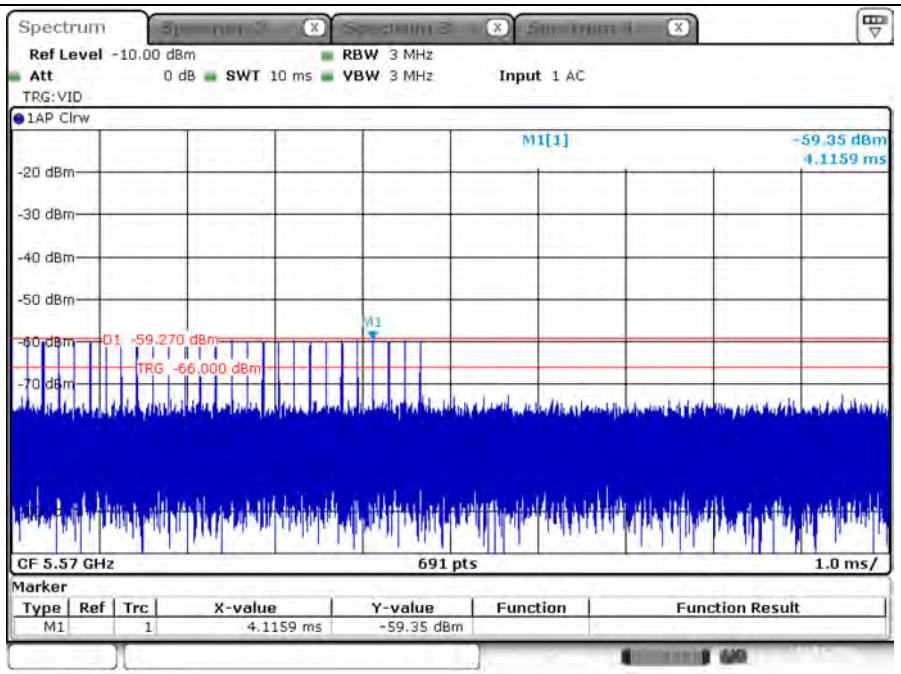


Date: 3.JUL.2026 07:03:30

**Radar #3 DFS detection threshold level**

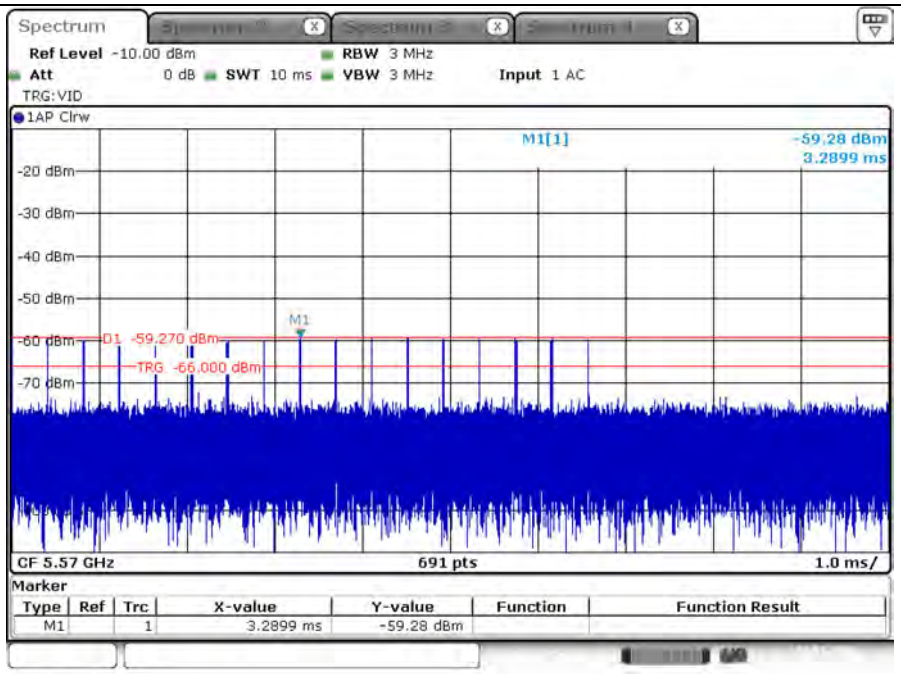


Date: 3.JUL.2026 07:04:10

**Radar #4 DFS detection threshold level**

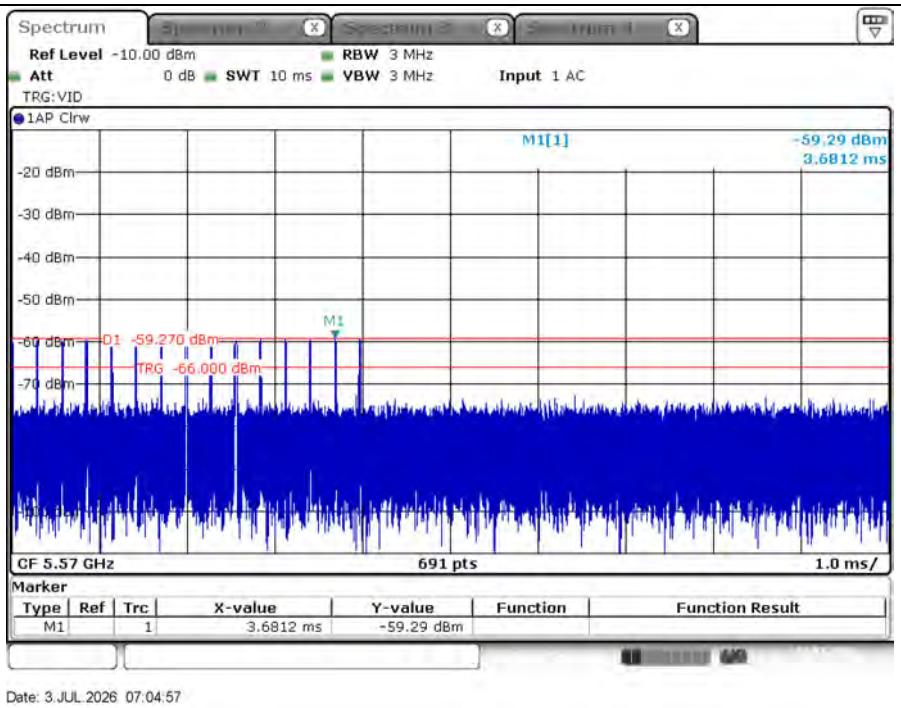


**Radar #5 DFS detection threshold level**

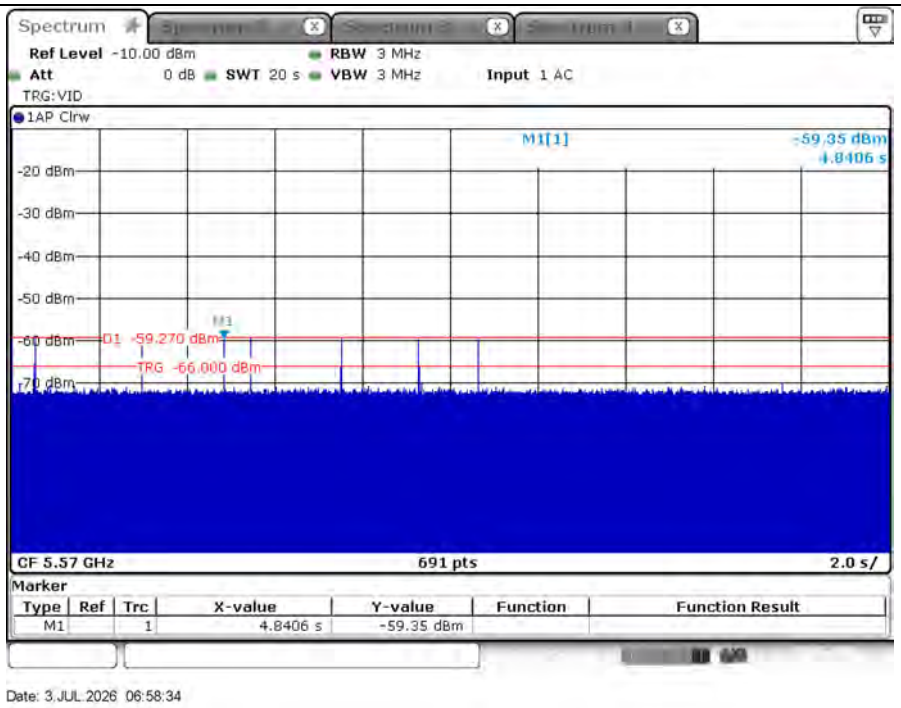

**Radar #6 DFS detection threshold level**

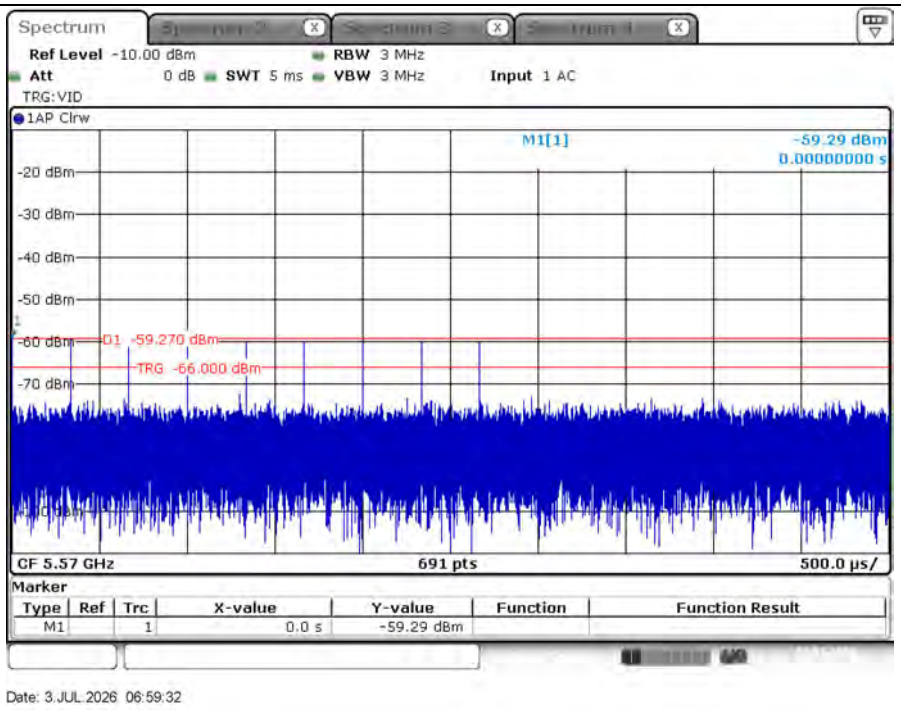

**Test mode: Mode 7**

**Test Frequency: 5570 MHz**

**Radar #0 DFS detection threshold level**

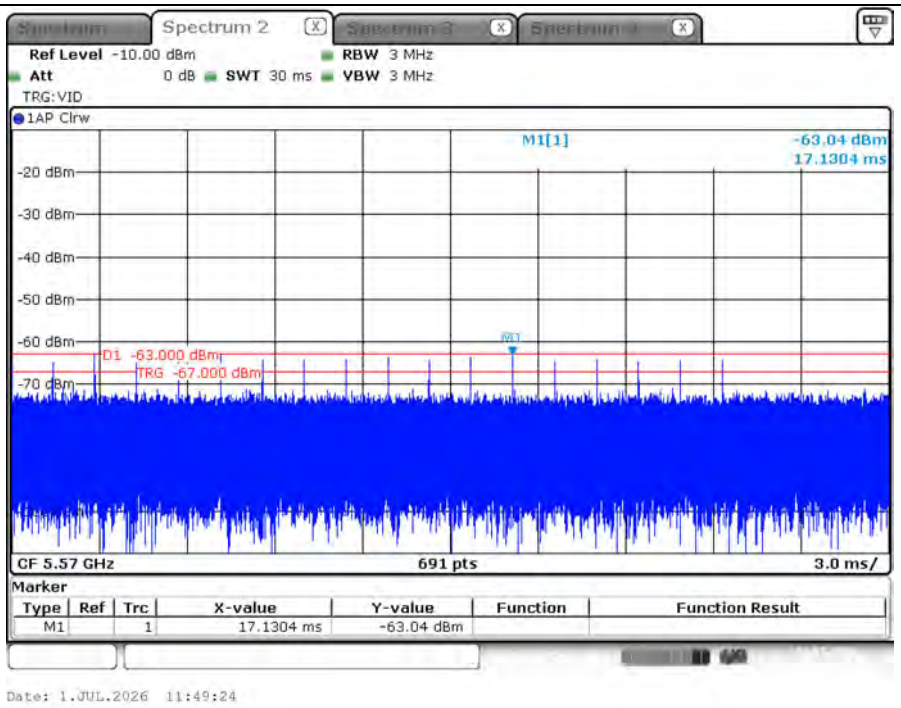


**Radar #1 DFS detection threshold level**

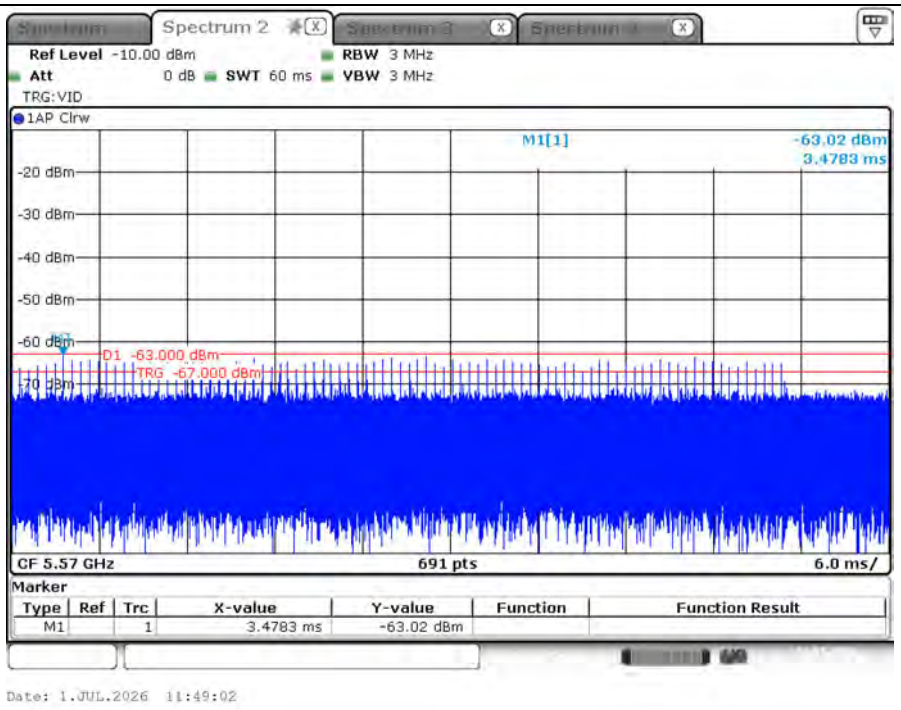

**Radar #2 DFS detection threshold level**

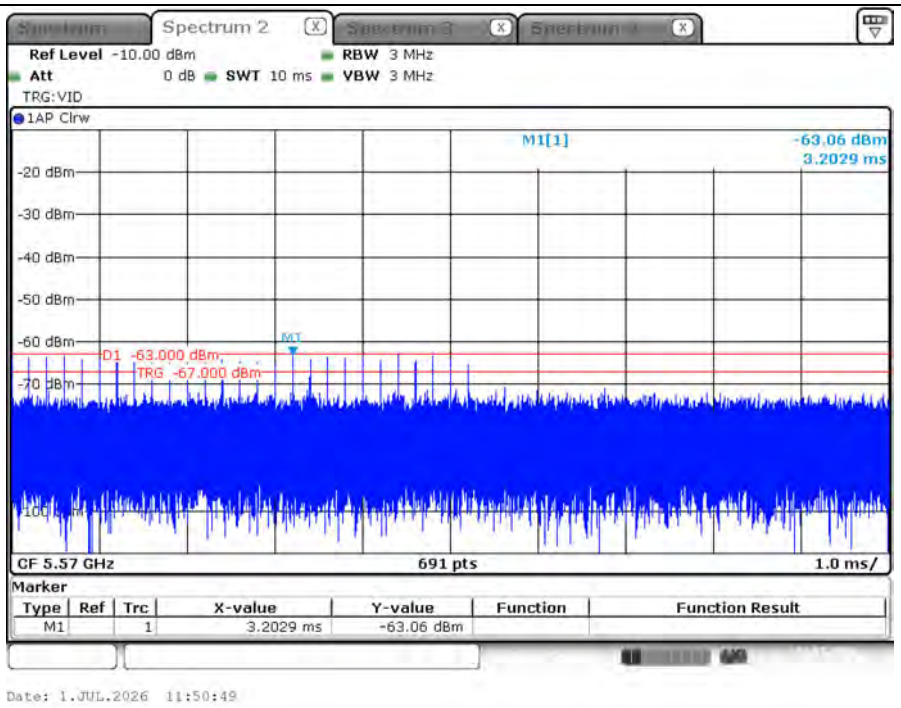


**Radar #3 DFS detection threshold level**

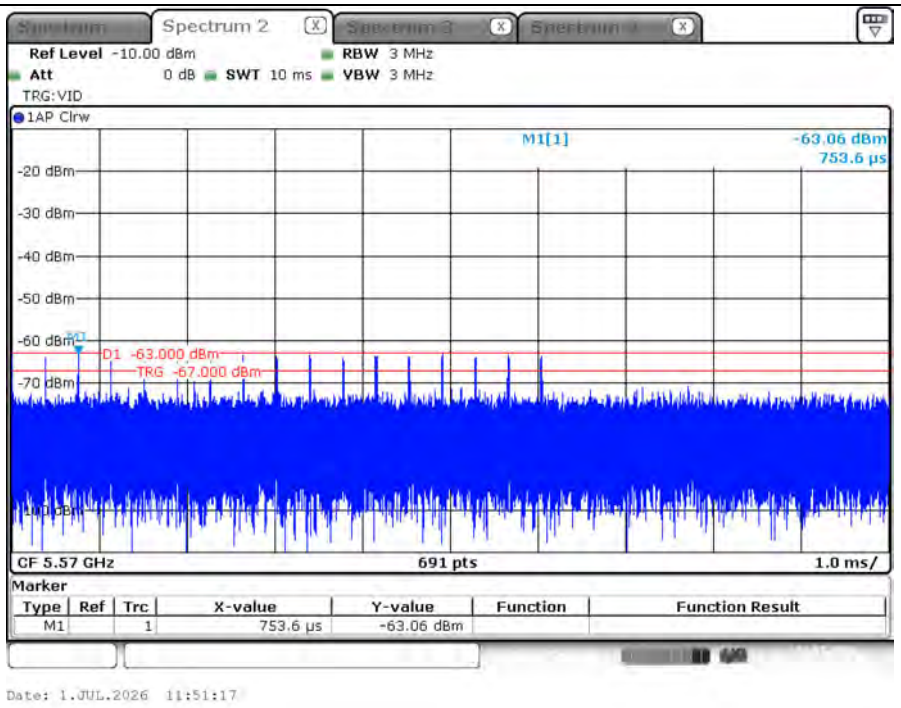

**Radar #4 DFS detection threshold level**

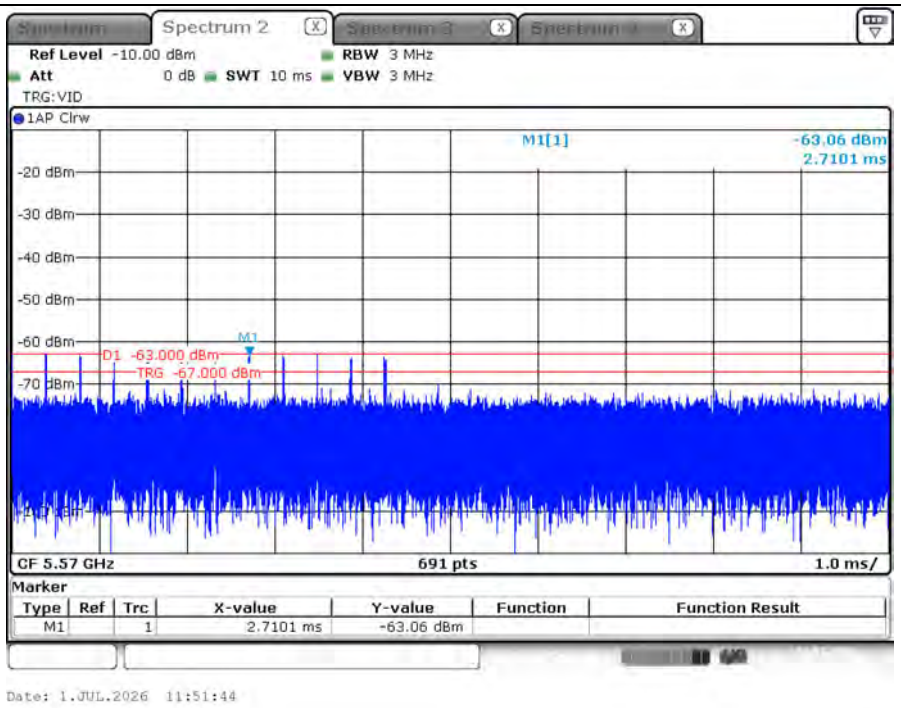


**Radar #5 DFS detection threshold level**

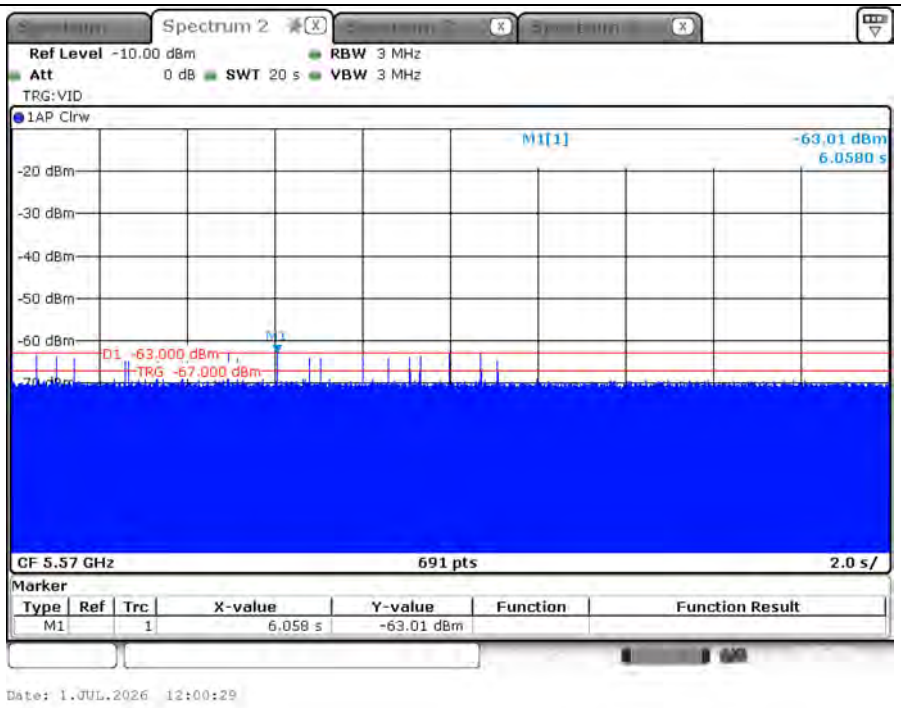

**Radar #6 DFS detection threshold level**

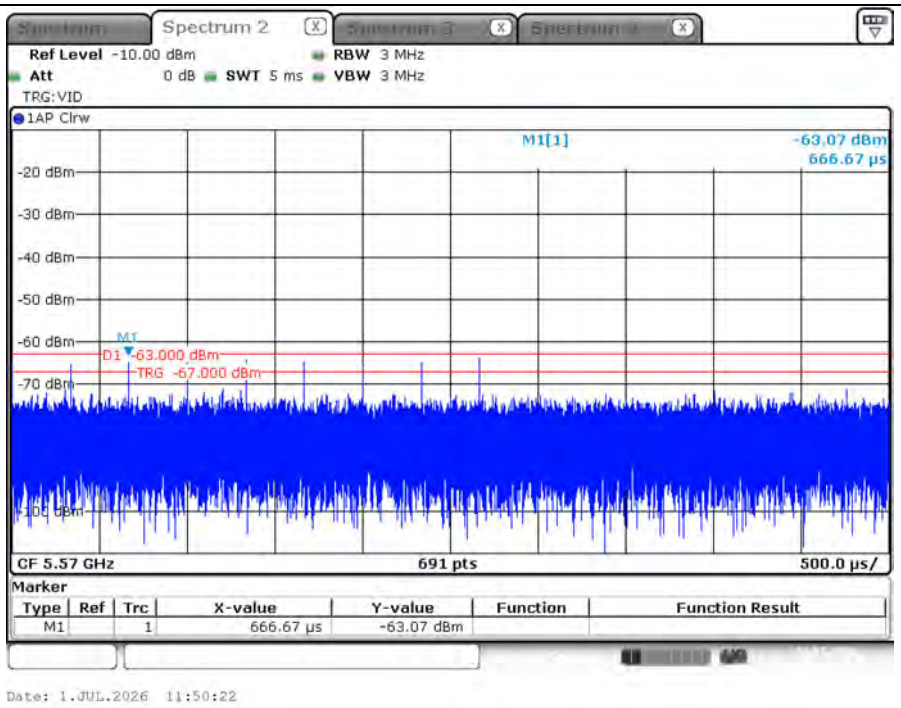

**Test mode: Mode 8**

**Test Frequency: 5570 MHz**

**Radar #0 DFS detection threshold level**

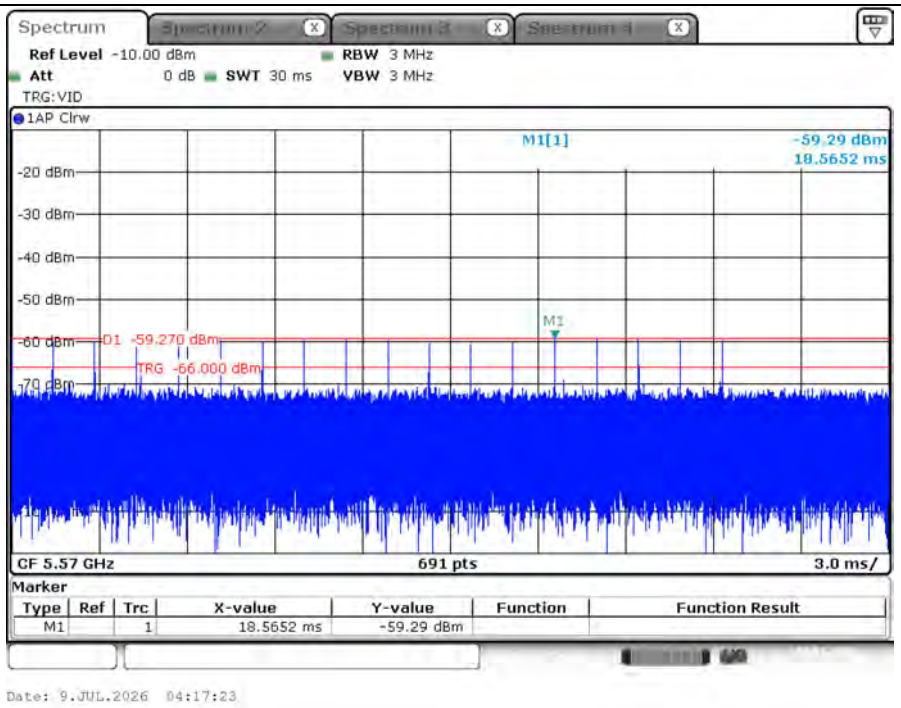


**Radar #1 DFS detection threshold level**

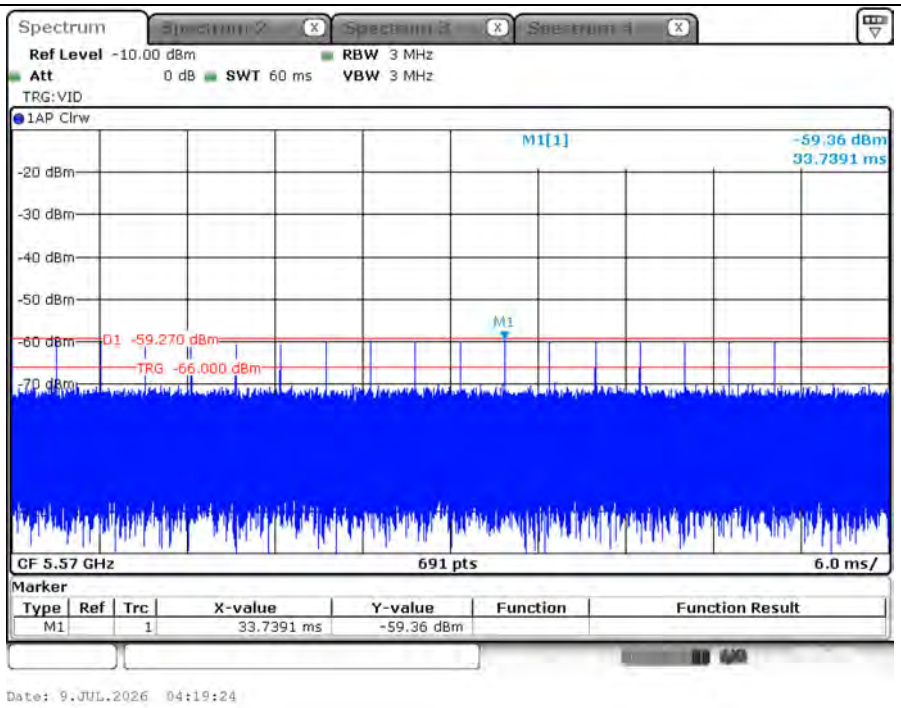

**Radar #2 DFS detection threshold level**

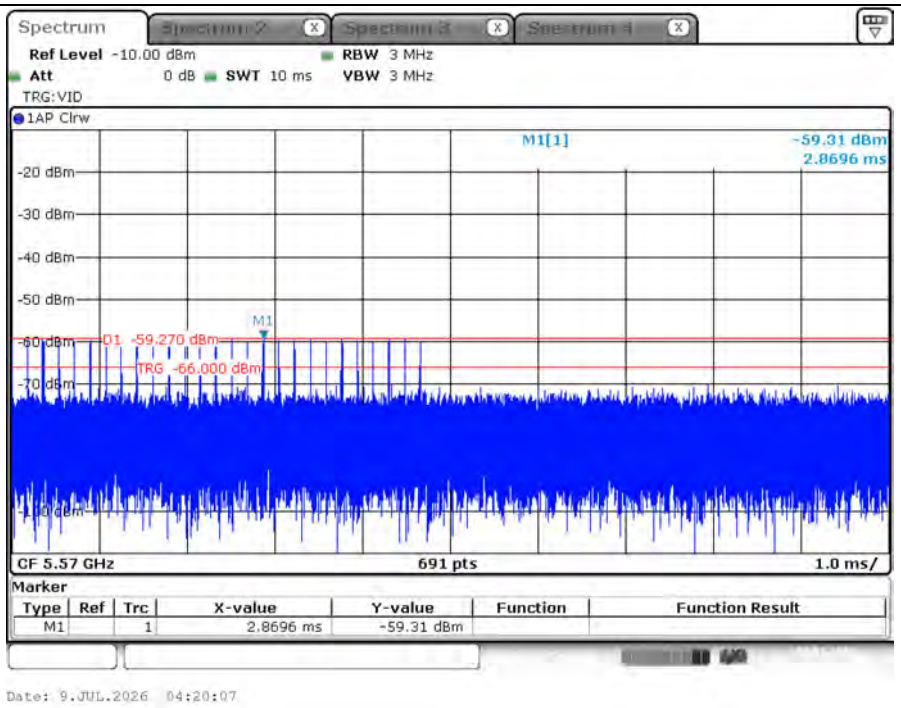


**Radar #3 DFS detection threshold level**

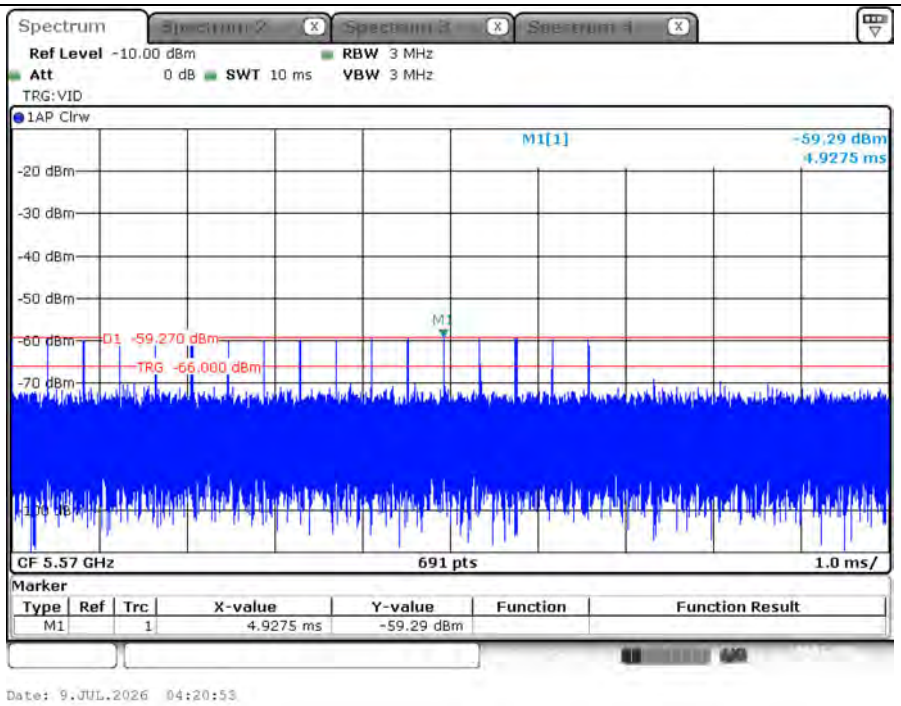

**Radar #4 DFS detection threshold level**

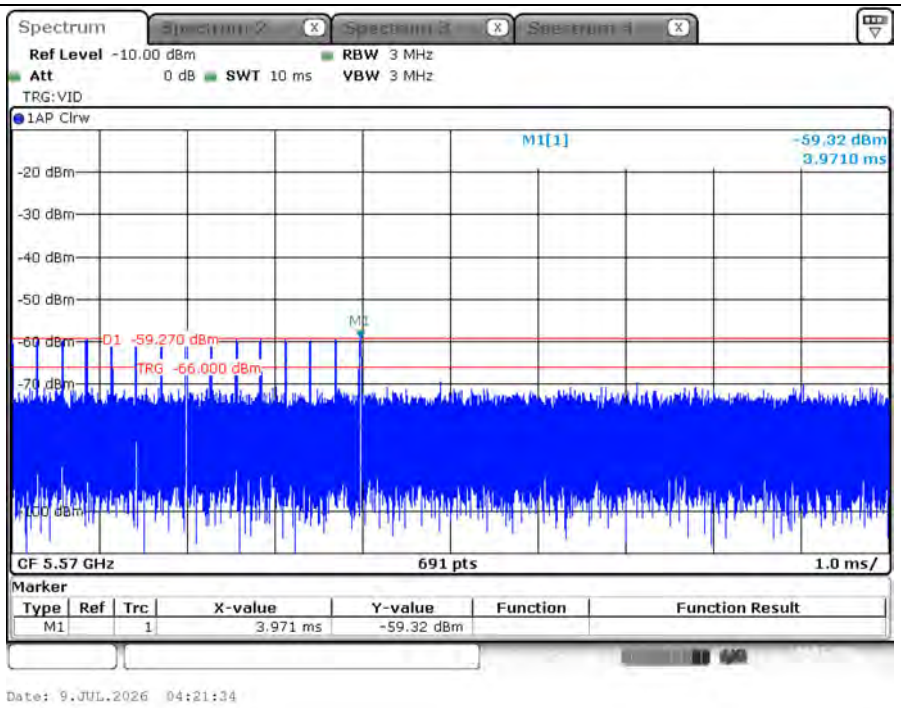


**Radar #5 DFS detection threshold level**

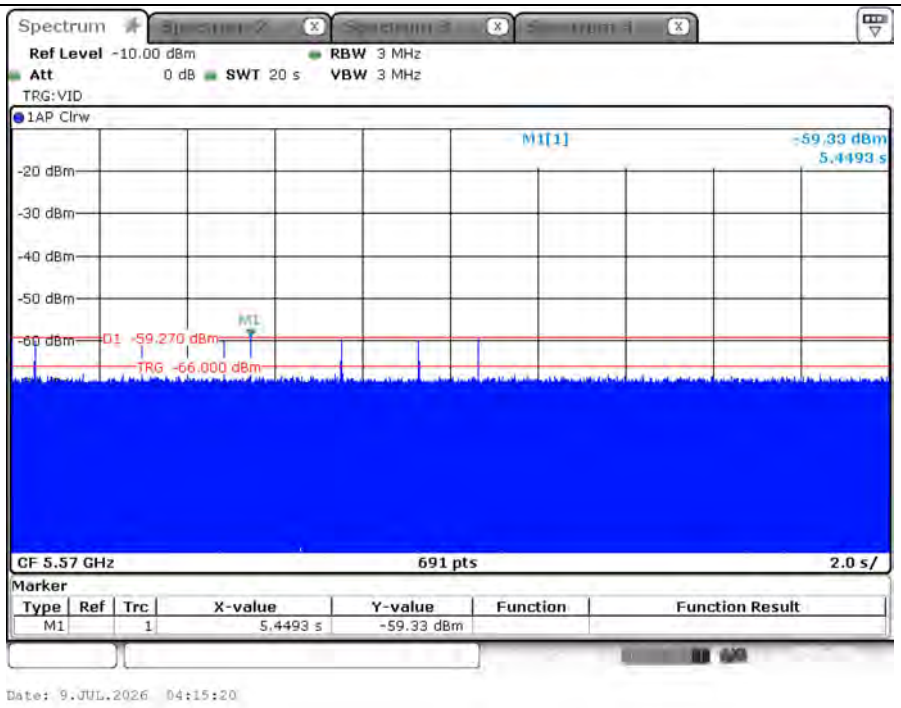

**Radar #6 DFS detection threshold level**

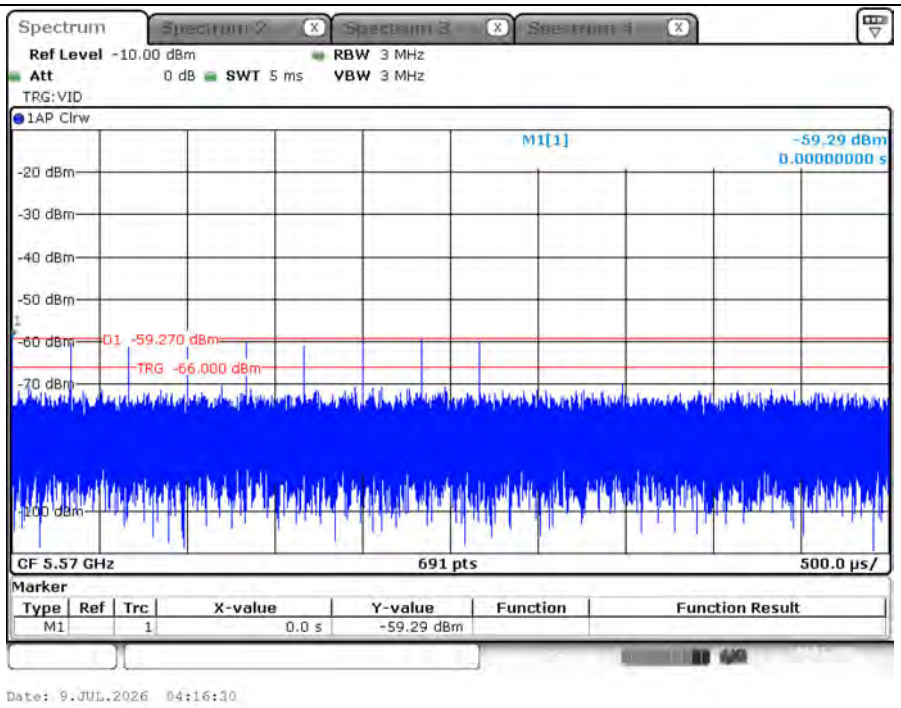

### 3.2.7 Test Setup

A spectrum analyzer is used as a monitor to verify that the EUT has vacated the Channel within the (Channel Closing Transmission Time and Channel Move Time, and does not transmit on a Channel during the Non-Occupancy Period after the detection and Channel move.

**Master Conducted Measurement (Mode 1~6)**

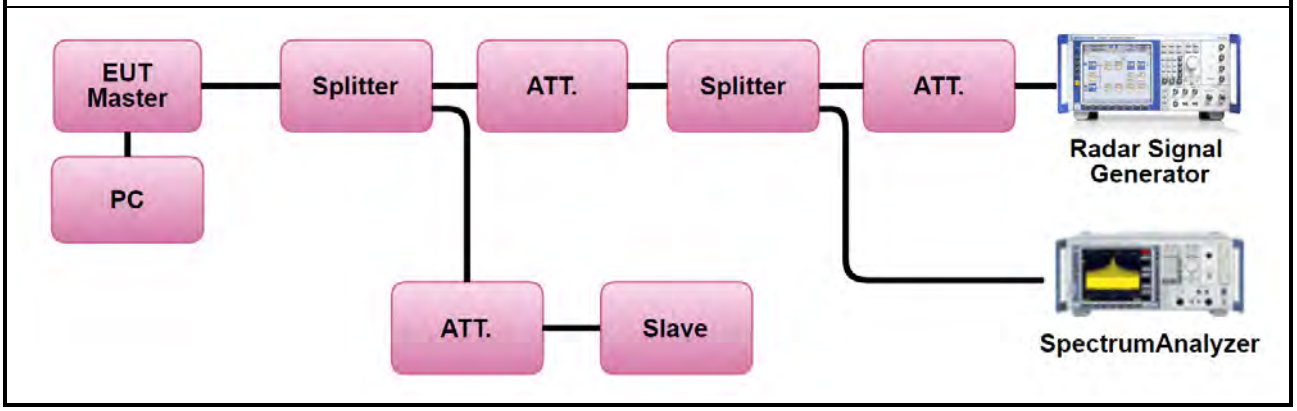


**Client with Radar Detect Conducted Measurement (Mode 7~8)**

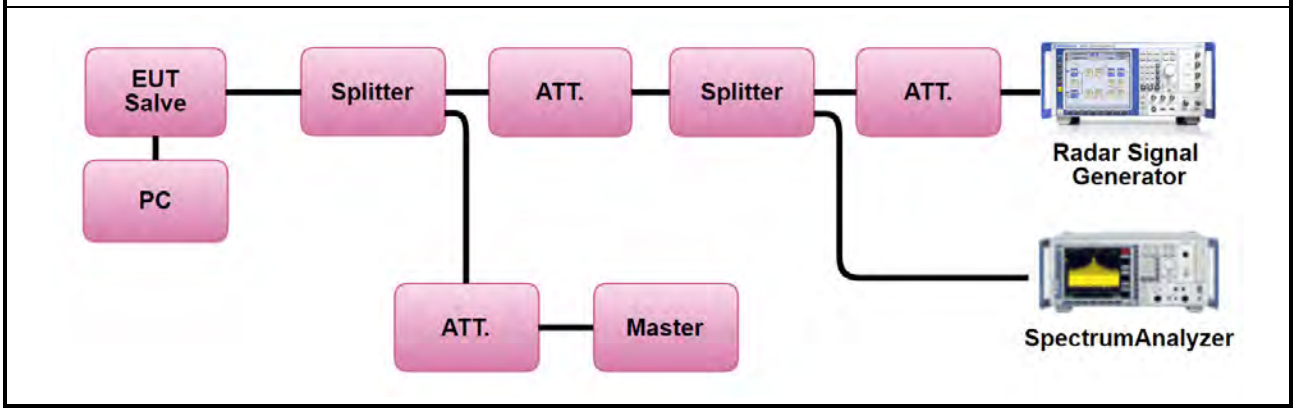

### 3.2.8 Data traffic Plot

**Test mode: Mode 1**

| EUT Data traffic Plot | Modulation Mode: 802.11be (EHT80) | Test Frequency: 5530 MHz |
|---|---|---|

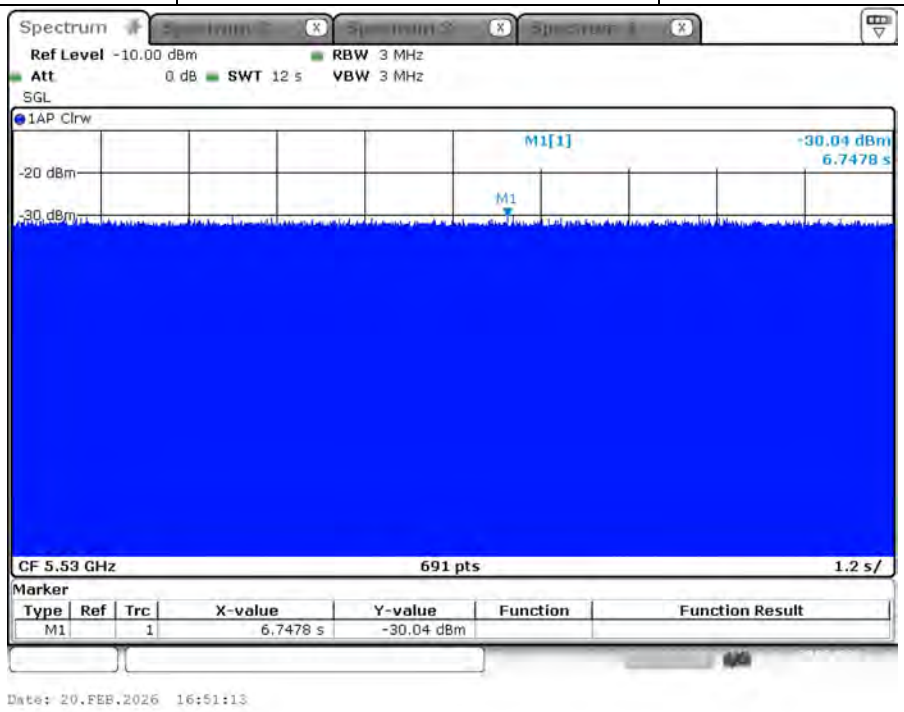


| Client Data Traffic Plot | Modulation Mode: 802.11be (EHT80) | Test Frequency: 5530 MHz |
|---|---|---|

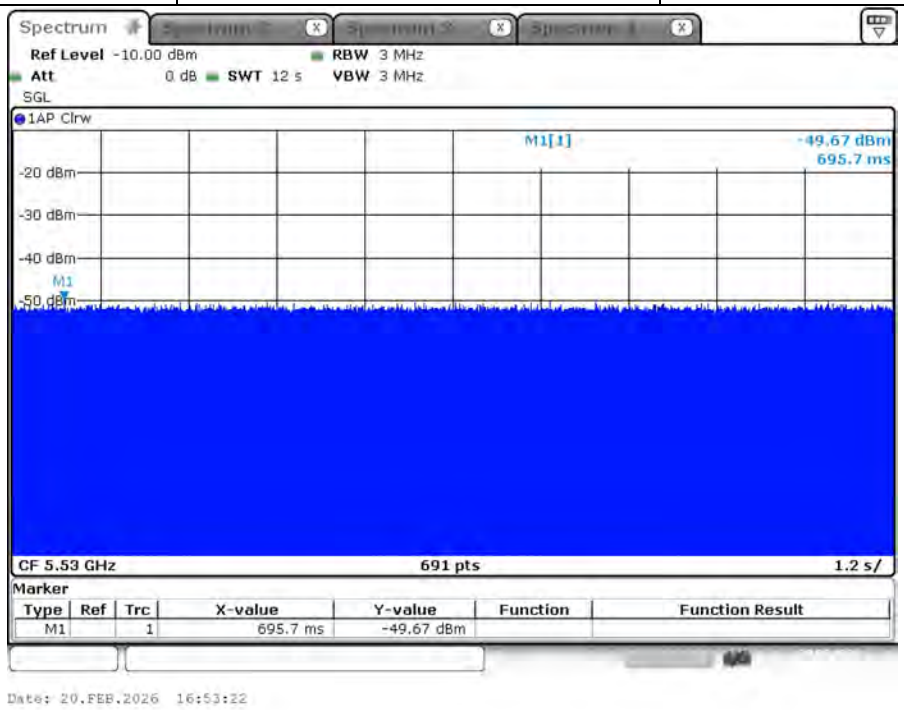

| Without Data Traffic Plot | Modulation Mode: 802.11be (EHT80) | Test Frequency: 5530 MHz |
|---|---|---|

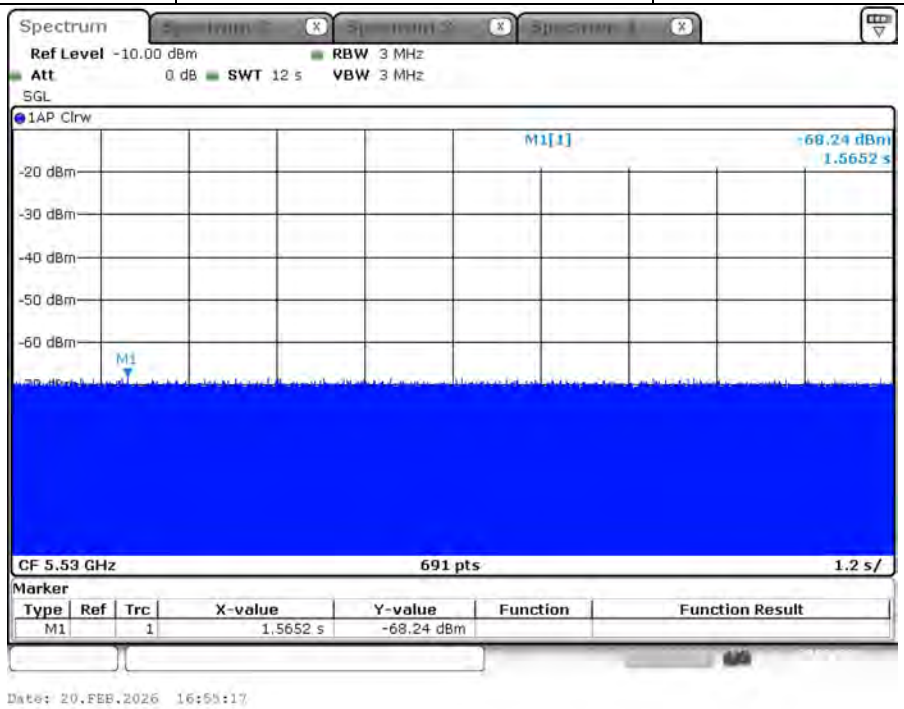

**Test mode: Mode 2**

| EUT Data traffic Plot | Modulation Mode: 802.11be (EHT80) | Test Frequency: 5290 MHz |
|---|---|---|

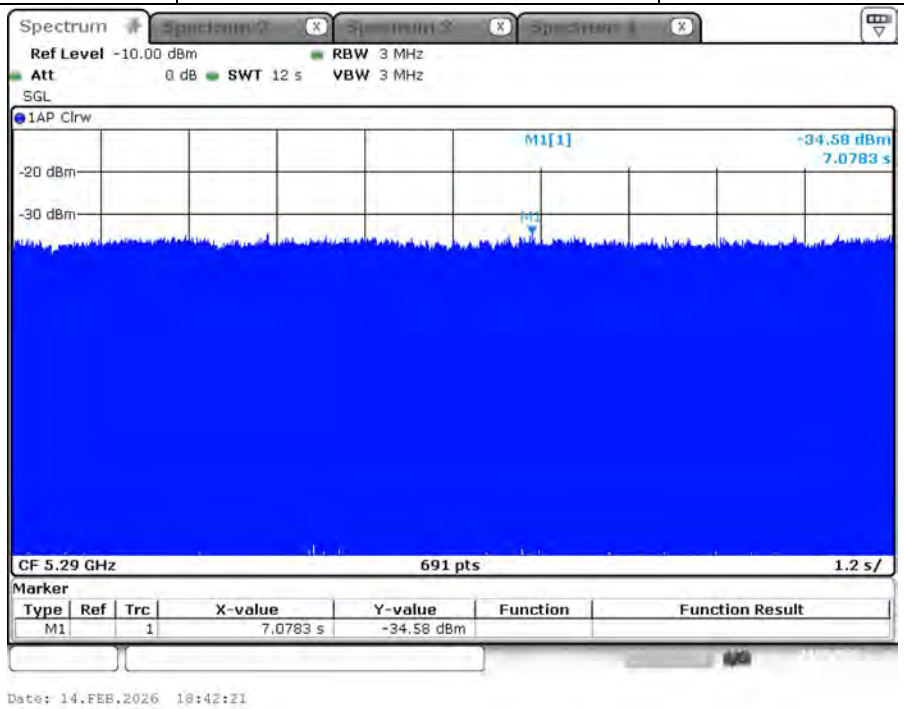


| EUT Data traffic Plot | Modulation Mode: 802.11be (EHT80) | Test Frequency: 5530 MHz |
|---|---|---|

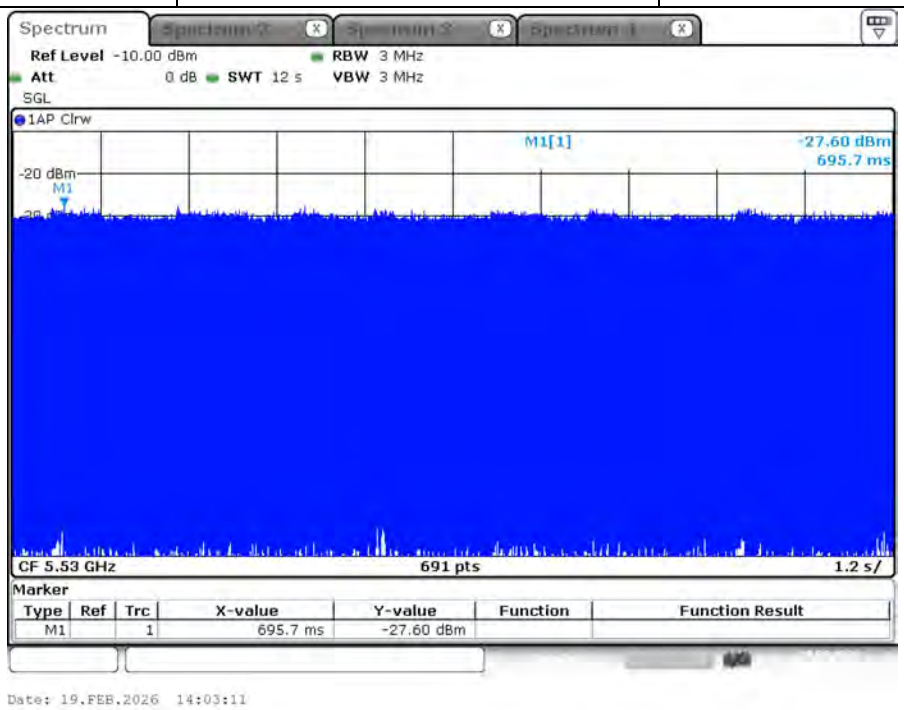

| Client Data Traffic Plot | Modulation Mode: 802.11be (EHT80) | Test Frequency: 5290 MHz |
|---|---|---|

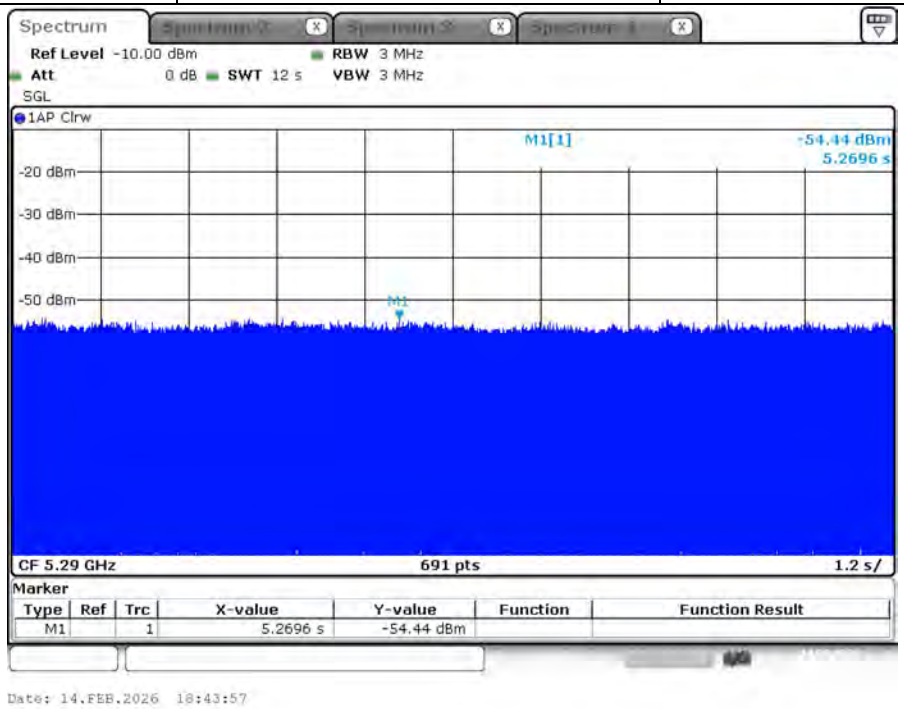


| Client Data Traffic Plot | Modulation Mode: 802.11be (EHT80) | Test Frequency: 5530 MHz |
|---|---|---|

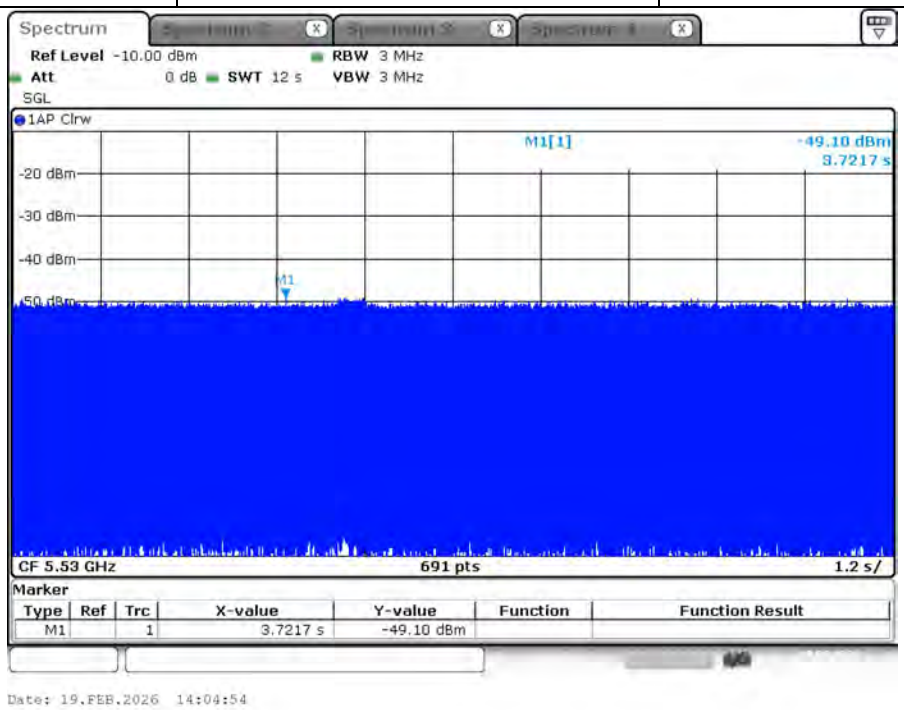

| Without Data Traffic Plot | Modulation Mode: 802.11be (EHT80) | Test Frequency: 5290 MHz |
|---|---|---|

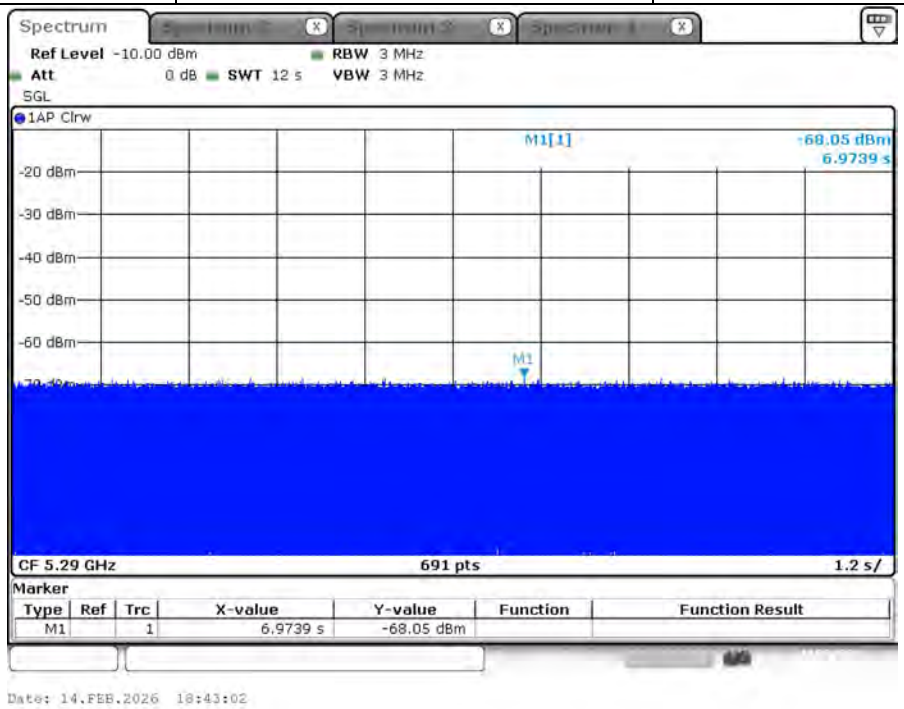


| Without Data Traffic Plot | Modulation Mode: 802.11be (EHT80) | Test Frequency: 5530 MHz |
|---|---|---|

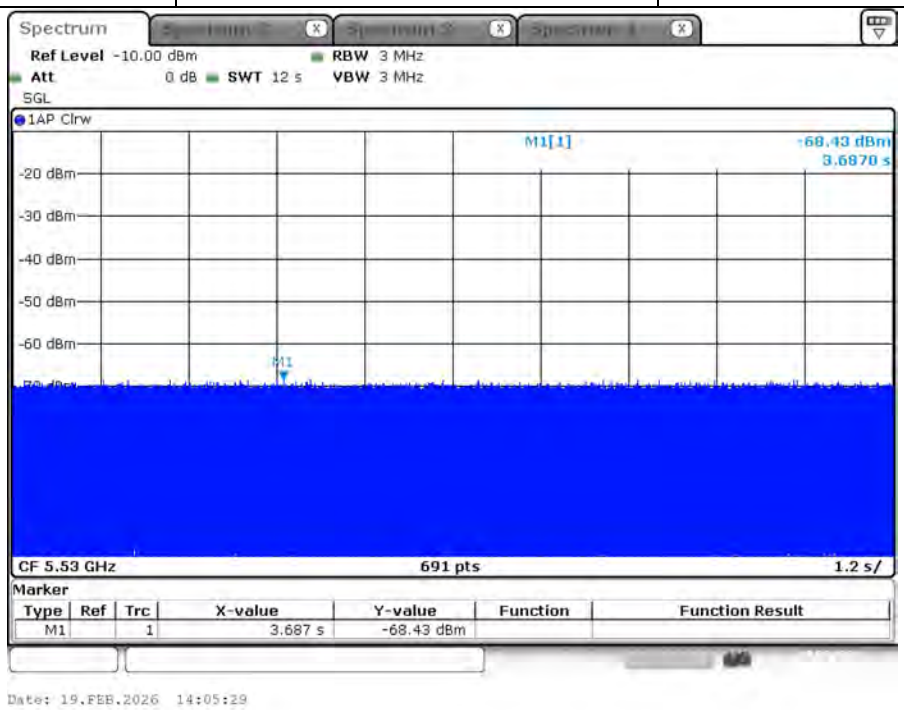

**Test mode: Mode 3**

| EUT Data traffic Plot | Modulation Mode: 802.11be (EHT160) | Test Frequency: 5570 MHz |
|---|---|---|

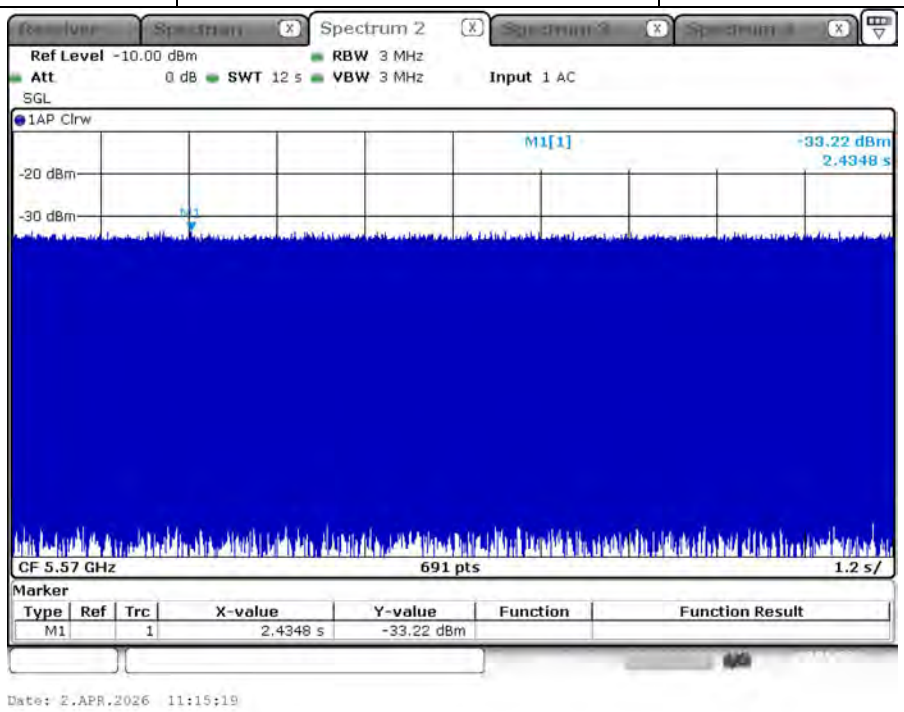


| Client Data Traffic Plot | Modulation Mode: 802.11be (EHT160) | Test Frequency: 5570 MHz |
|---|---|---|

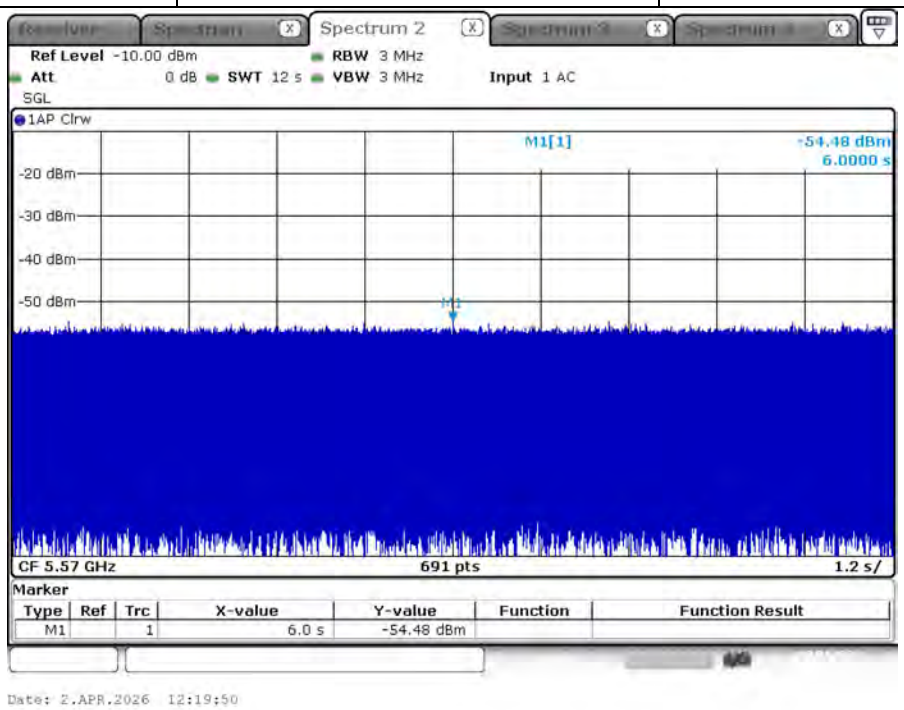

| Without Data Traffic Plot | Modulation Mode: 802.11be (EHT160) | Test Frequency: 5570 MHz |
|---|---|---|

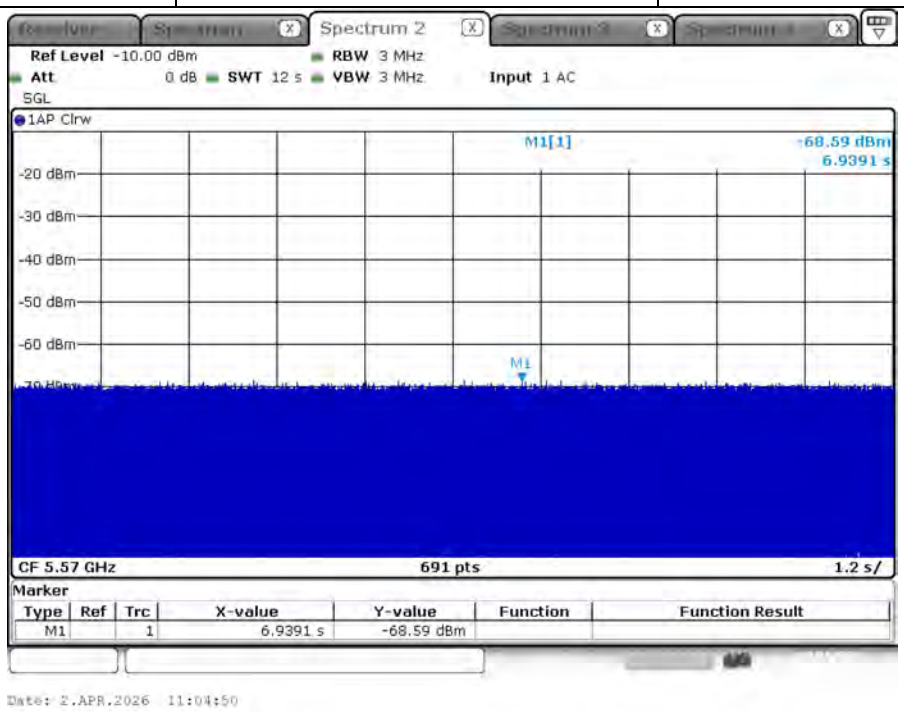

**Test mode: Mode 4**

| EUT Data traffic Plot | Modulation Mode: 802.11be (EHT160) | Test Frequency: 5250 MHz |
|---|---|---|

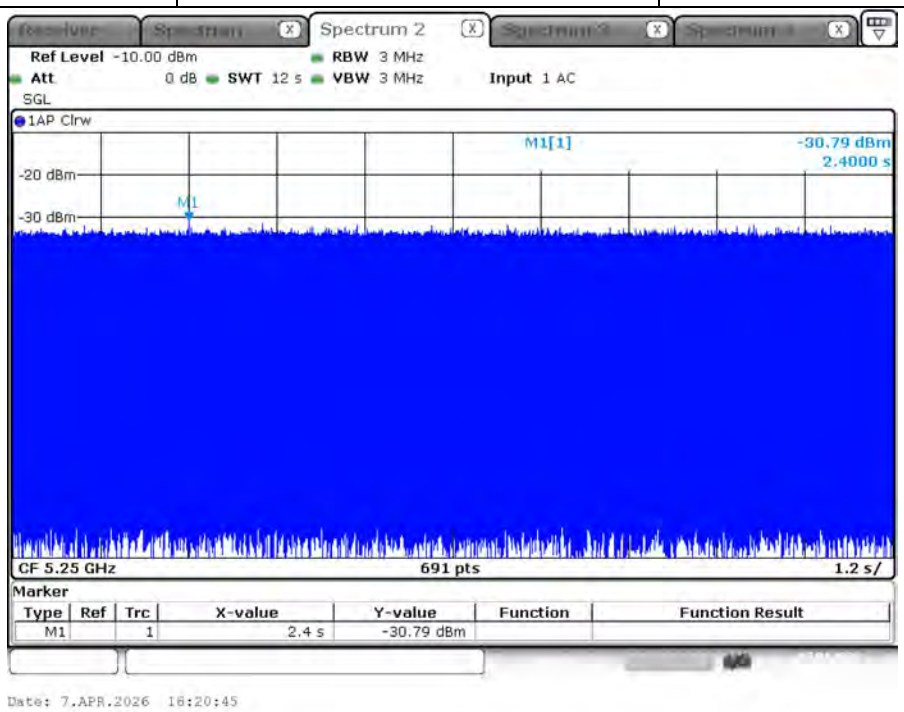


| EUT Data traffic Plot | Modulation Mode: 802.11be (EHT160) | Test Frequency: 5570 MHz |
|---|---|---|

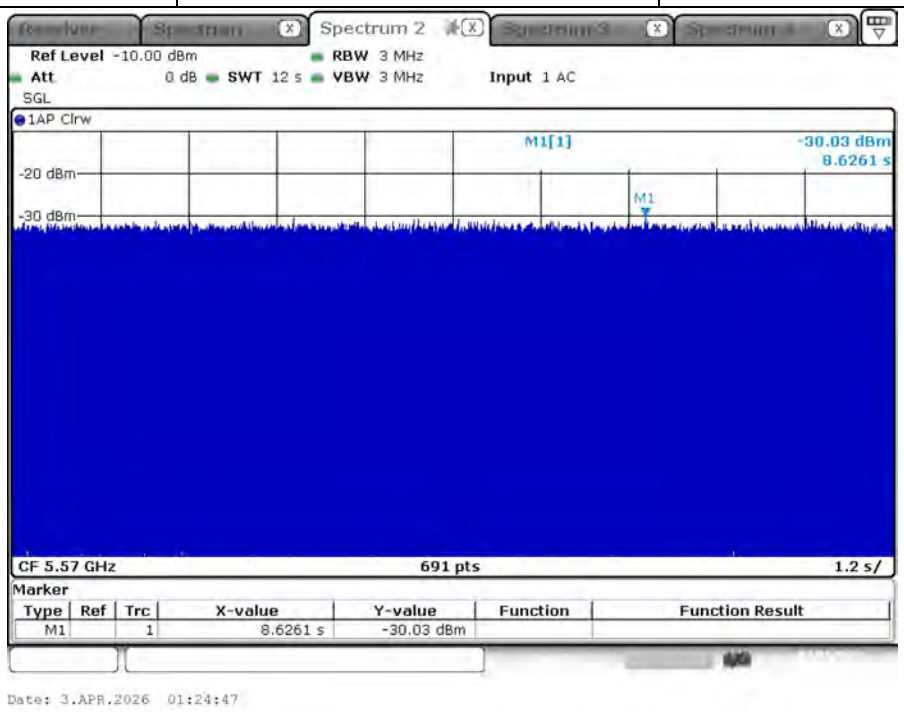

| Client Data Traffic Plot | Modulation Mode: 802.11be (EHT160) | Test Frequency: 5250 MHz |
|---|---|---|

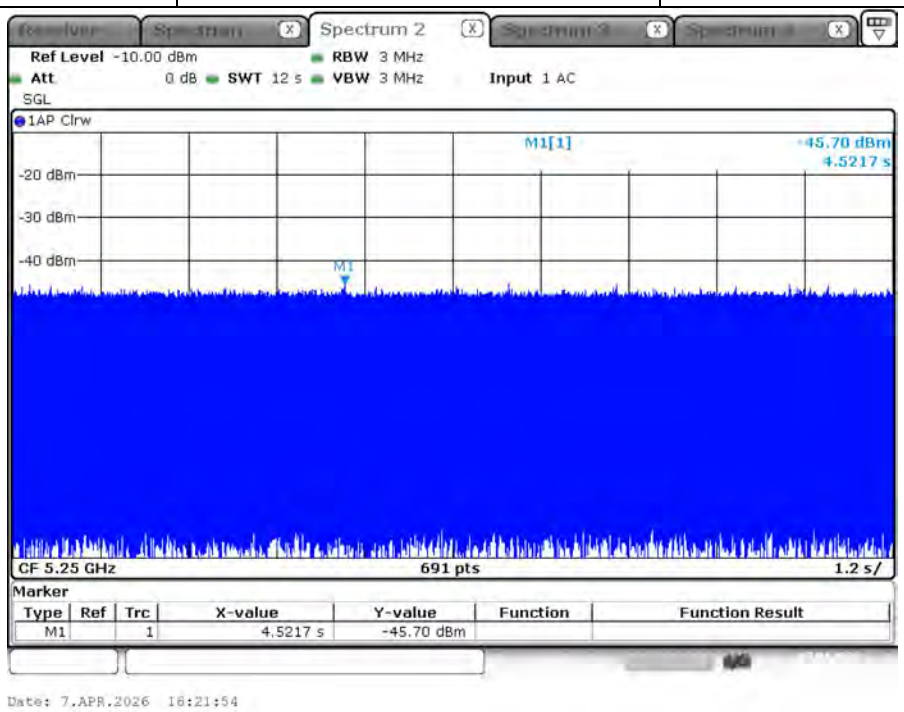


| Client Data Traffic Plot | Modulation Mode: 802.11be (EHT160) | Test Frequency: 5570 MHz |
|---|---|---|

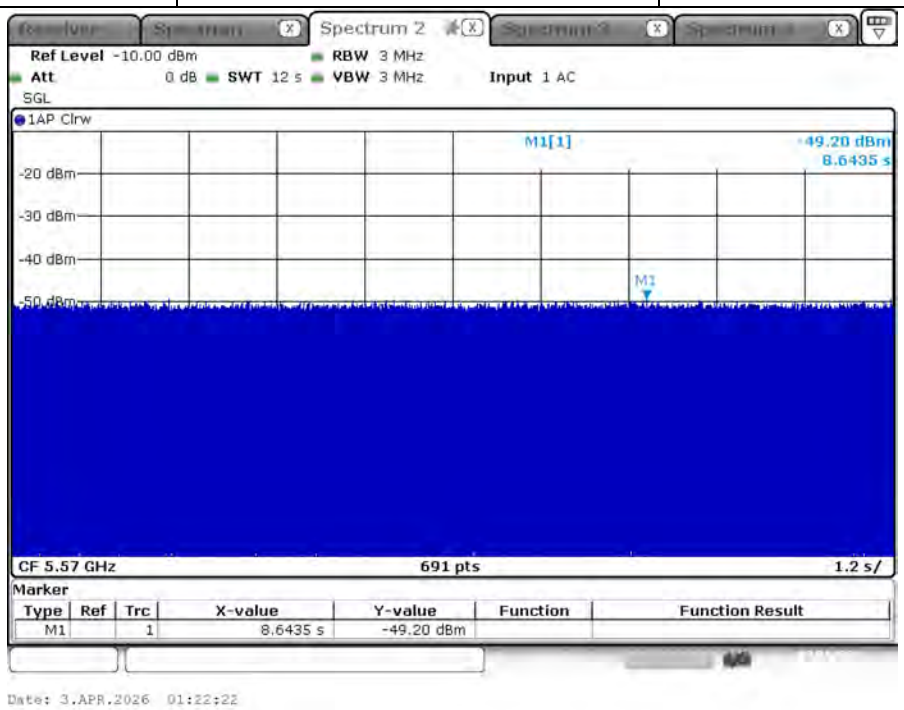

| Without Data Traffic Plot | Modulation Mode: 802.11be (EHT160) | Test Frequency: 5250 MHz |
|---|---|---|

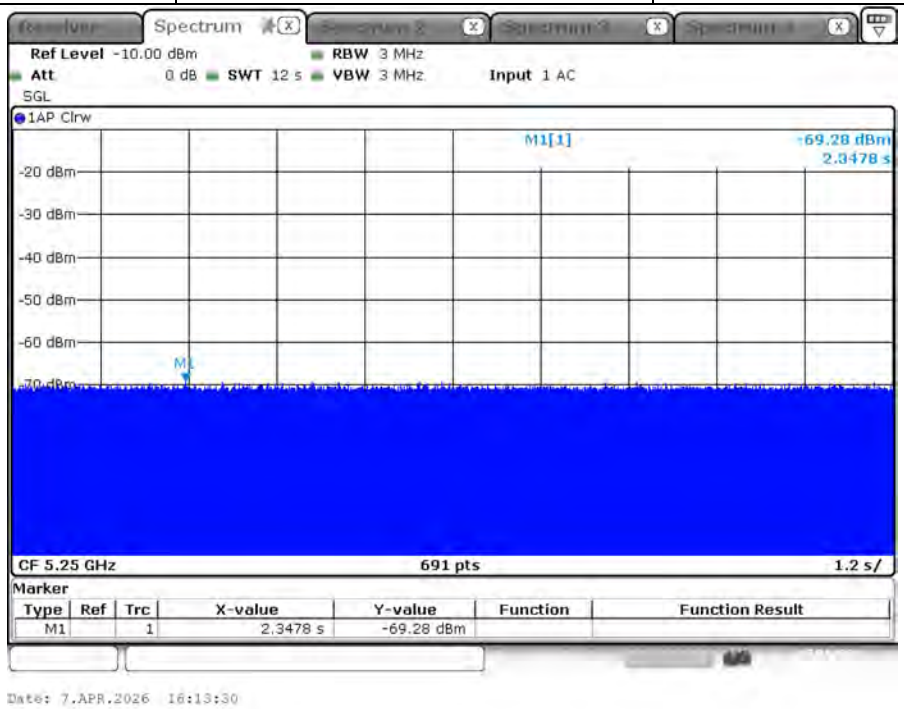


| Without Data Traffic Plot | Modulation Mode: 802.11be (EHT160) | Test Frequency: 5570 MHz |
|---|---|---|

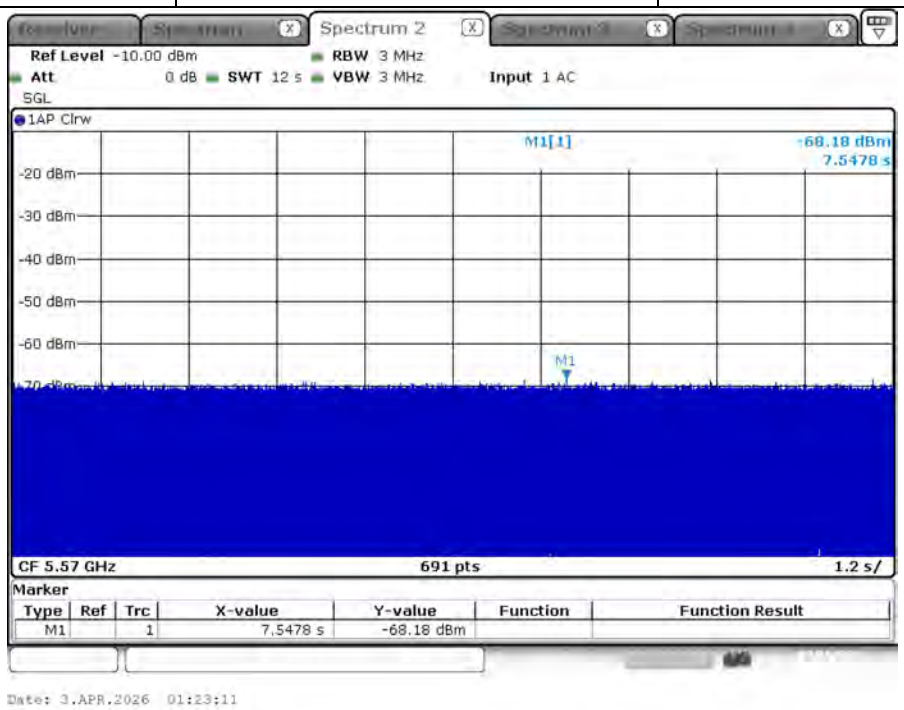

**Test mode: Mode 5**

| EUT Data traffic Plot | Modulation Mode: 802.11be (EHT160) | Test Frequency: 5570 MHz |
|---|---|---|

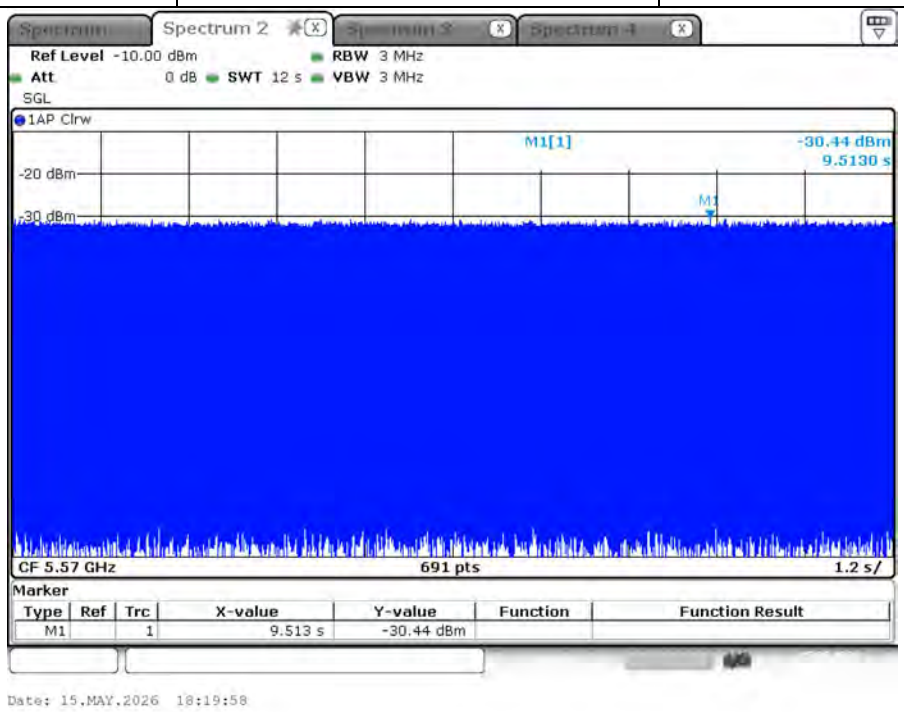


| Client Data Traffic Plot | Modulation Mode: 802.11be (EHT160) | Test Frequency: 5570 MHz |
|---|---|---|

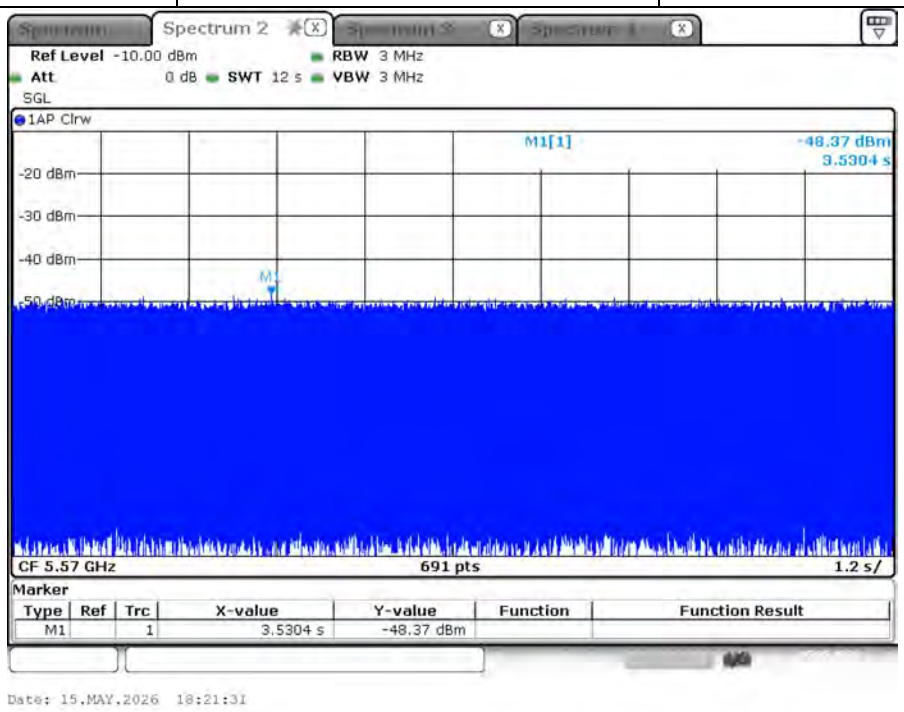

| Without Data Traffic Plot | Modulation Mode: 802.11be (EHT160) | Test Frequency: 5570 MHz |
|---|---|---|

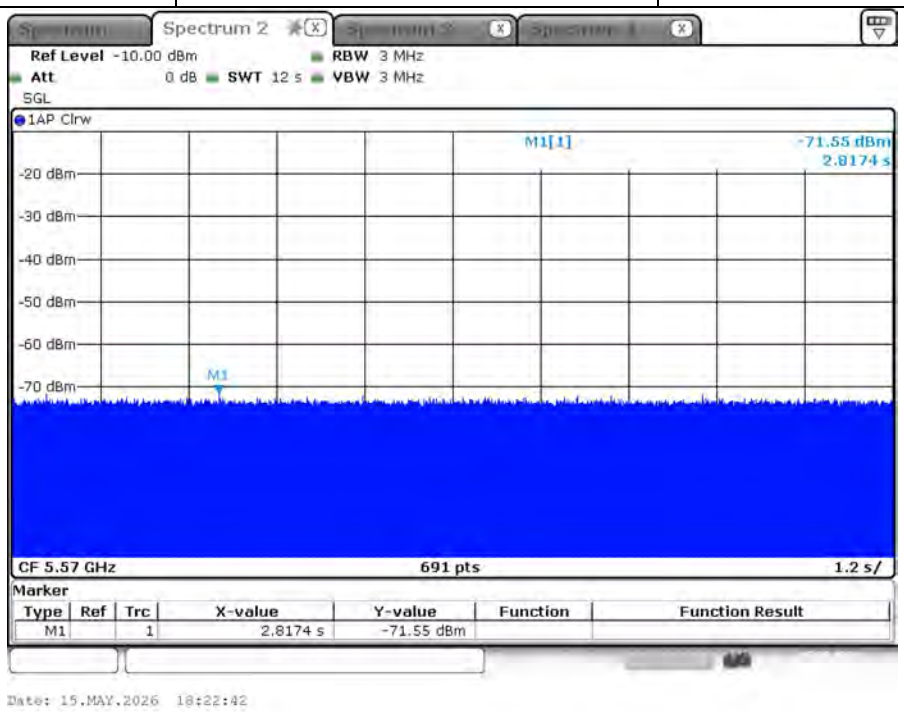

**Test mode: Mode 6**

| EUT Data traffic Plot | Modulation Mode: 802.11be (EHT160) | Test Frequency: 5570 MHz |
|---|---|---|

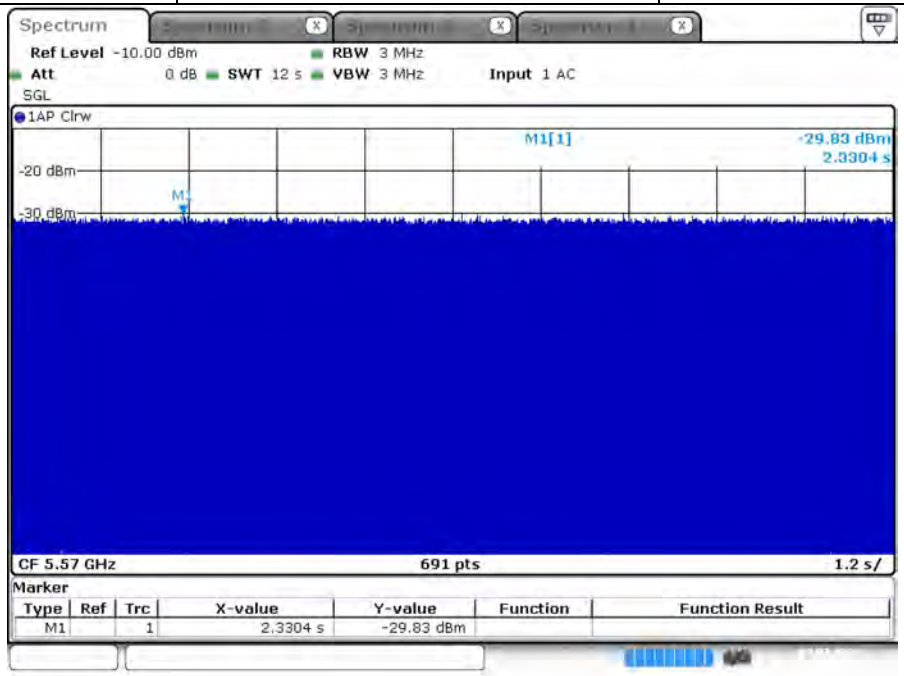


| Client Data Traffic Plot | Modulation Mode: 802.11be (EHT160) | Test Frequency: 5570 MHz |
|---|---|---|

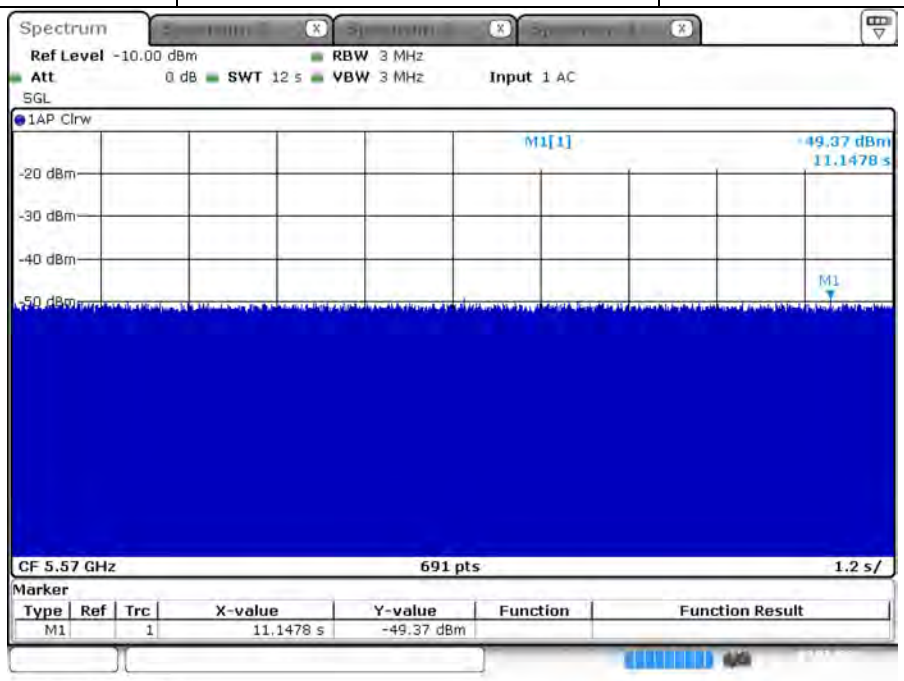

| Without Data Traffic Plot | Modulation Mode: 802.11be (EHT160) | Test Frequency: 5570 MHz |
|---|---|---|

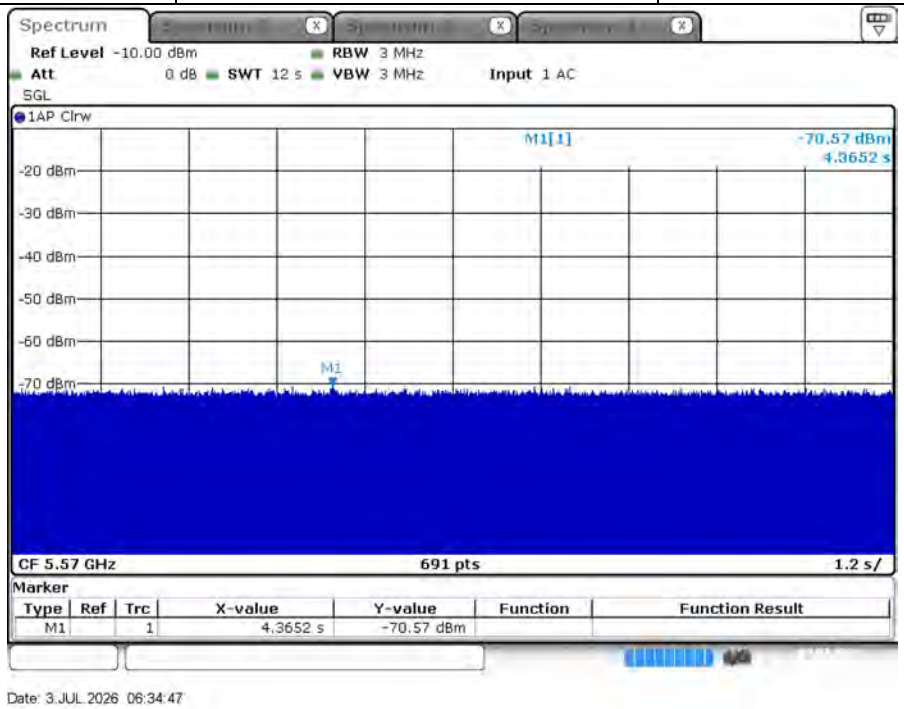

**Test mode: Mode 7**

| EUT Data traffic Plot | Modulation Mode: 802.11be (EHT160) | Test Frequency: 5570 MHz |
|---|---|---|

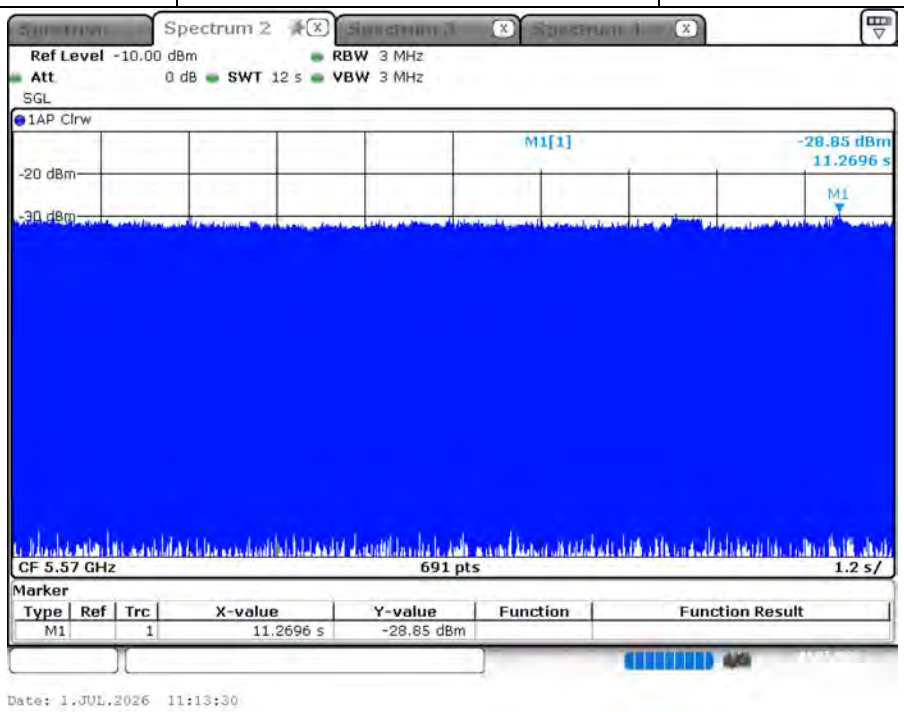


| Master Data Traffic Plot | Modulation Mode: 802.11be (EHT160) | Test Frequency: 5570 MHz |
|---|---|---|

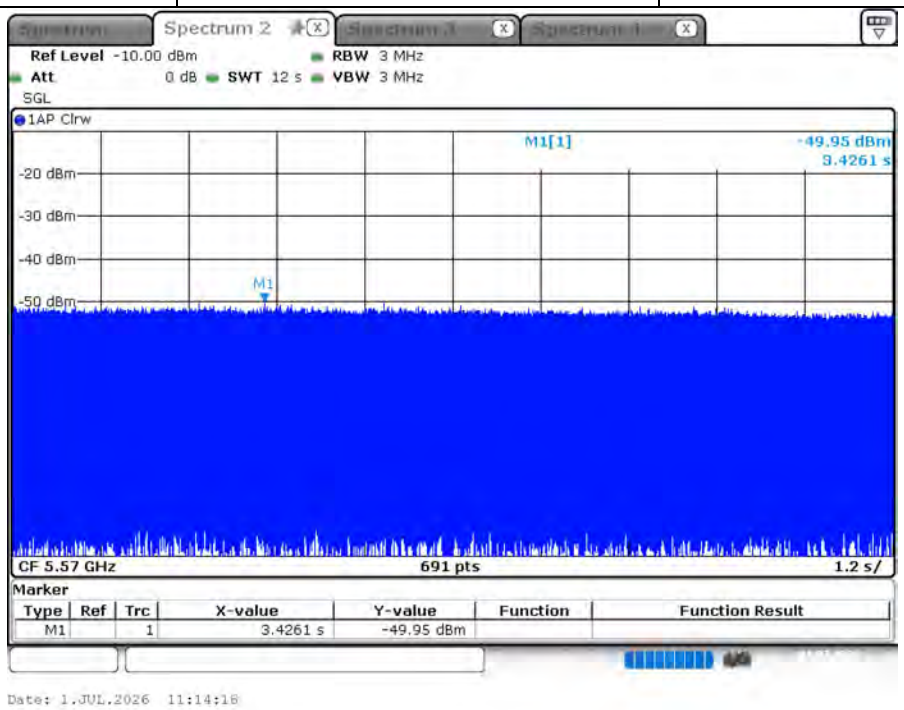

| Without Data Traffic Plot | Modulation Mode: 802.11be (EHT160) | Test Frequency: 5570 MHz |
|---|---|---|

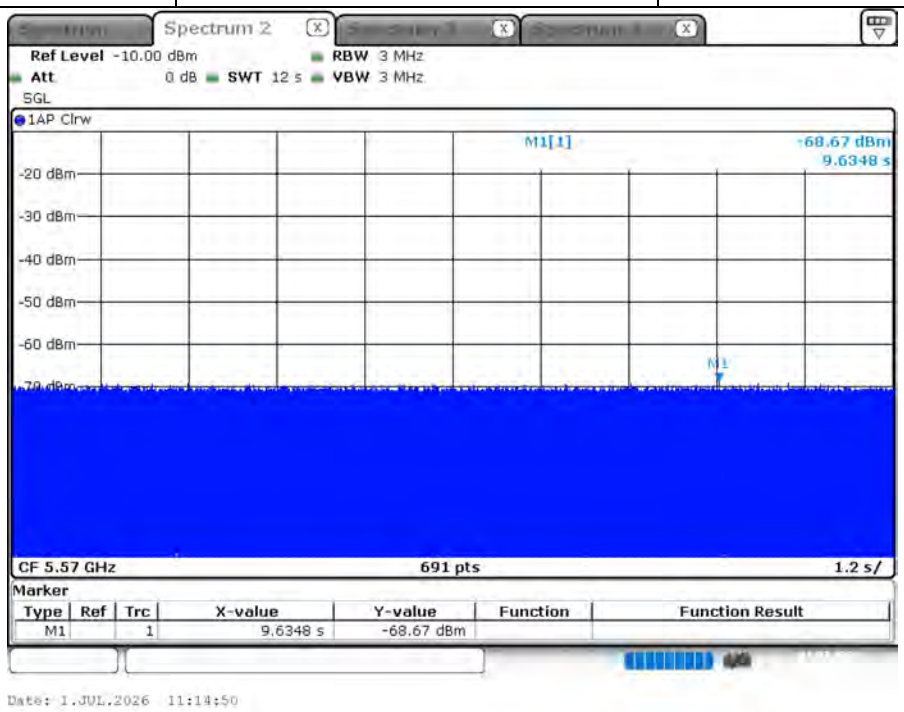

**Test mode: Mode 8**

| EUT Data traffic Plot | Modulation Mode: 802.11be (EHT160) | Test Frequency: 5570 MHz |
|---|---|---|

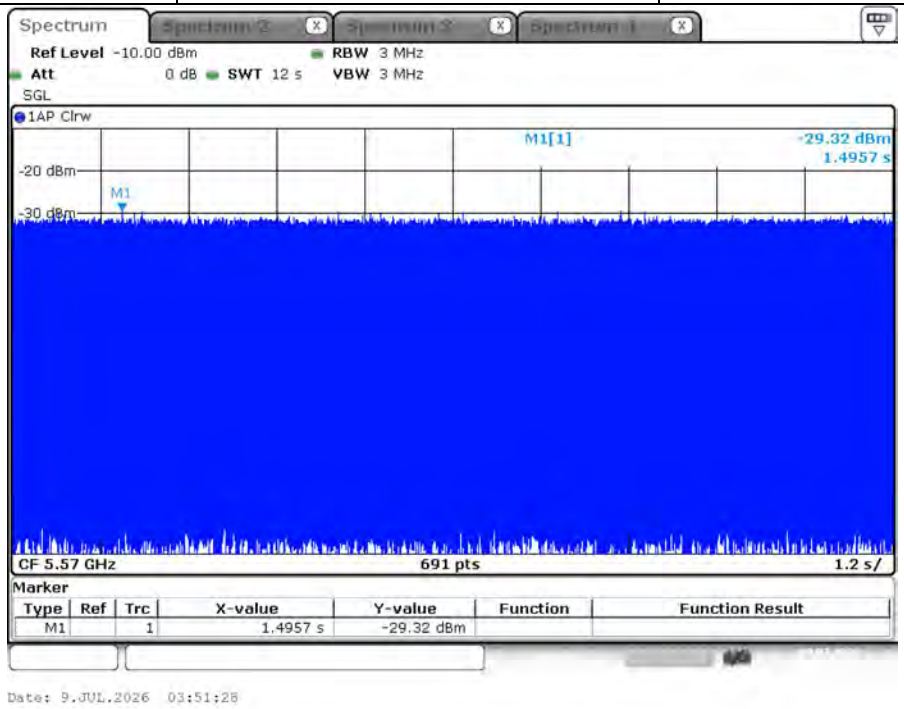


| Master Data Traffic Plot | Modulation Mode: 802.11be (EHT160) | Test Frequency: 5570 MHz |
|---|---|---|

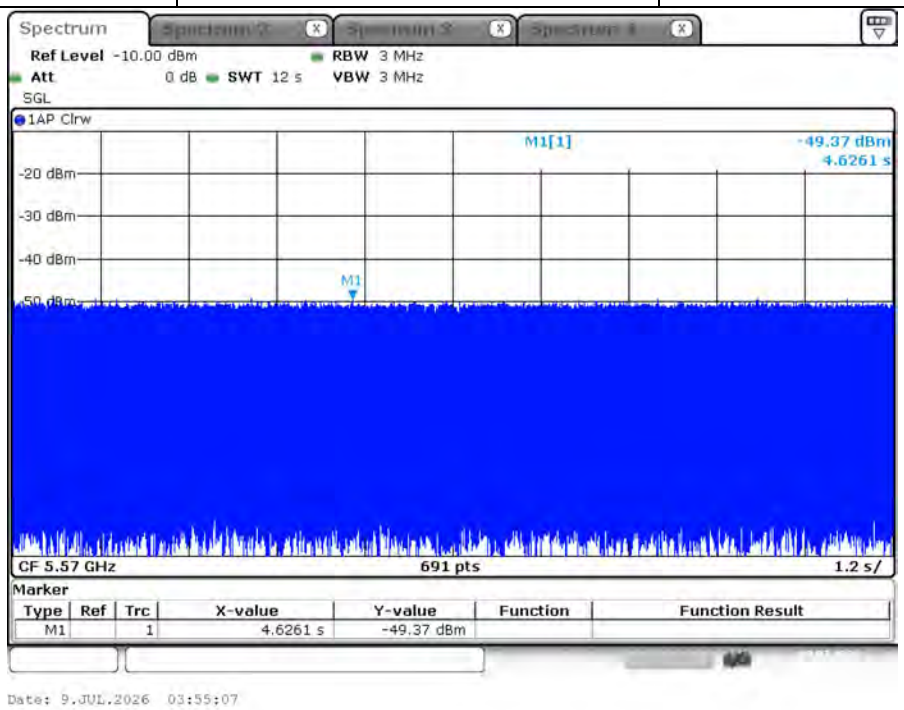

| Without Data Traffic Plot | Modulation Mode: 802.11be (EHT160) | Test Frequency: 5570 MHz |
|---|---|---|

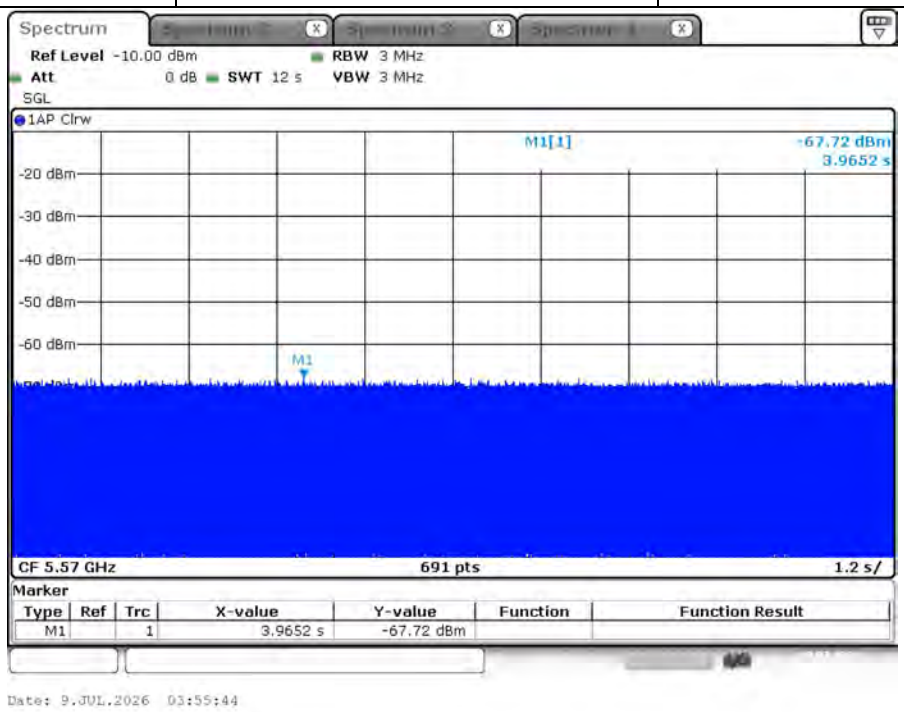

## 3.3 UNII Detection Bandwidth

### 3.3.1 UNII Detection Bandwidth Limit

**Test mode: Mode 1**

| Channel Bandwidth (MHz) | Test Channel Freq. (MHz) | 99% Occupied Bandwidth (MHz) | UNII Detection Bandwidth Min. Limit (MHz) |
|---|---|---|---|
| 20 | 5500 MHz | 19.189 | 20.000 |
| 40 | 5510 MHz | 38.494 | 39.000 |
| 80 | 5530 MHz | 77.568 | 78.000 |
| UNII Detection Bandwidth is minimum 100% of the 99% power bandwidth. A single radar Burst is generated for a minimum of 10 trials, and the response of the UUT is noted. The UUT must detect the Radar Waveform 90% or more of the time. | | | |

**Test mode: Mode 2**

| Channel Bandwidth (MHz) | Test Channel Freq. (MHz) | 99% Occupied Bandwidth (MHz) | UNII Detection Bandwidth Min. Limit (MHz) |
|---|---|---|---|
| 20 | 5300 MHz | 19.363 | 20.000 |
| | 5500 MHz | 19.189 | 20.000 |
| 40 | 5310 MHz | 38.494 | 39.000 |
| | 5510 MHz | 38.639 | 39.000 |
| 80 | 5290 MHz | 77.858 | 78.000 |
| | 5530 MHz | 77.279 | 78.000 |
| UNII Detection Bandwidth is minimum 100% of the 99% power bandwidth. A single radar Burst is generated for a minimum of 10 trials, and the response of the UUT is noted. The UUT must detect the Radar Waveform 90% or more of the time. | | | |

**Test mode: Mode 3**

| Channel Bandwidth (MHz) | Test Channel Freq. (MHz) | 99% Occupied Bandwidth (MHz) | UNII Detection Bandwidth Min. Limit (MHz) |
|---|---|---|---|
| 20 | 5500 MHz | 19.189 | 20.000 |
| 40 | 5510 MHz | 38.350 | 39.000 |
| 80 | 5530 MHz | 77.568 | 78.000 |
| 160 | 5570 MHz | 157.597 | 158.000 |
| UNII Detection Bandwidth is minimum 100% of the 99% power bandwidth. A single radar Burst is generated for a minimum of 10 trials, and the response of the UUT is noted. The UUT must detect the Radar Waveform 90% or more of the time. | | | |

**Test mode: Mode 4**

| Channel Bandwidth (MHz) | Test Channel Freq. (MHz) | 99% Occupied Bandwidth (MHz) | UNII Detection Bandwidth Min. Limit (MHz) |
|---|---|---|---|
| 20 | 5300 MHz | 19.102 | 20.000 |
| | 5500 MHz | 19.102 | 20.000 |
| 40 | 5310 MHz | 38.494 | 39.000 |
| | 5510 MHz | 38.784 | 39.000 |
| 80 | 5290 MHz | 78.147 | 79.000 |
| | 5530 MHz | 78.147 | 79.000 |
| 160 | 5250 MHz | 78.582 | 79.000 |
| | 5570 MHz | 158.031 | 159.000 |
| UNII Detection Bandwidth is minimum 100% of the 99% power bandwidth. A single radar Burst is generated for a minimum of 10 trials, and the response of the UUT is noted. The UUT must detect the Radar Waveform 90% or more of the time. | | | |

**Test mode: Mode 5**

| Channel Bandwidth (MHz) | Test Channel Freq. (MHz) | 99% Occupied Bandwidth (MHz) | UNII Detection Bandwidth Min. Limit (MHz) |
|---|---|---|---|
| 20 | 5500 MHz | 18.842 | 19.000 |
| 40 | 5510 MHz | 38.494 | 39.000 |
| 80 | 5530 MHz | 77.568 | 78.000 |
| 160 | 5570 MHz | 154.992 | 155.000 |
| UNII Detection Bandwidth is minimum 100% of the 99% power bandwidth. A single radar Burst is generated for a minimum of 10 trials, and the response of the UUT is noted. The UUT must detect the Radar Waveform 90% or more of the time. | | | |

**Test mode: Mode 6**

| Channel Bandwidth (MHz) | Test Channel Freq. (MHz) | 99% Occupied Bandwidth (MHz) | UNII Detection Bandwidth Min. Limit (MHz) |
|---|---|---|---|
| 20 | 5500 MHz | 19.015 | 20.000 |
| 40 | 5510 MHz | 38.494 | 39.000 |
| 80 | 5530 MHz | 77.858 | 78.000 |
| 160 | 5570 MHz | 157.163 | 158.000 |
| UNII Detection Bandwidth is minimum 100% of the 99% power bandwidth. A single radar Burst is generated for a minimum of 10 trials, and the response of the UUT is noted. The UUT must detect the Radar Waveform 90% or more of the time. | | | |

**Test mode: Mode 7**

| Channel Bandwidth (MHz) | Test Channel Freq. (MHz) | 99% Occupied Bandwidth (MHz) | UNII Detection Bandwidth Min. Limit (MHz) |
|---|---|---|---|
| 20 | 5500 MHz | 18.668 | 19.000 |
| 40 | 5510 MHz | 38.350 | 39.000 |
| 80 | 5530 MHz | 77.568 | 78.000 |
| 160 | 5570 MHz | 155.861 | 156.000 |
| UNII Detection Bandwidth is minimum 100% of the 99% power bandwidth. A single radar Burst is generated for a minimum of 10 trials, and the response of the UUT is noted. The UUT must detect the Radar Waveform 90% or more of the time. | | | |

**Test mode: Mode 8**

| Channel Bandwidth (MHz) | Test Channel Freq. (MHz) | 99% Occupied Bandwidth (MHz) | UNII Detection Bandwidth Min. Limit (MHz) |
|---|---|---|---|
| 20 | 5500 MHz | 18.755 | 19.000 |
| 40 | 5510 MHz | 38.929 | 39.000 |
| 80 | 5530 MHz | 78.147 | 79.000 |
| 160 | 5570 MHz | 157.597 | 158.000 |
| UNII Detection Bandwidth is minimum 100% of the 99% power bandwidth. A single radar Burst is generated for a minimum of 10 trials, and the response of the UUT is noted. The UUT must detect the Radar Waveform 90% or more of the time. | | | |

### 3.3.2 Measuring Instruments

Refer a test equipment and calibration data table in this test report.

### 3.3.3 Test Procedures

| Test Method |
|---|
| ☒ During the U-NII Detection Bandwidth detection test, radar type 0 is used and for each frequency step the minimum percentage of detection is 90 percent. Measurements are performed with no data traffic. The EUT is set up as a standalone device (no associated Client and no traffic). The radar frequency is increased in 1 MHz steps, repeating the above test sequence, until the detection rate falls below 90%. The highest frequency at which detection is greater than or equal to 90% is denoted as $F_H$. The radar frequency is decreased in 1 MHz steps, repeating the above test sequence, until the detection rate falls below 90%. The lowest frequency at which detection is greater than or equal to 90% is denoted as $F_L$. UNII Detection Bandwidth = $F_H$ - $F_L$. |

### 3.3.4 Test Result of UNII Detection Bandwidth

**Test mode: Mode 1**

| EUT Frequency=5500 MHz | | | | | | | | | | | |
|---|---|---|---|---|---|---|---|---|---|---|---|
| **Channel Bandwidth (MHz)** | **20** | | | | | | | | | | |
| **Radar Frequency (MHz)** | **DFS Detection Trials (1=Detection, 0= No Detection)** | | | | | | | | | | |
| | **1** | **2** | **3** | **4** | **5** | **6** | **7** | **8** | **9** | **10** | **Detection Rate (%)** |
| 5489 | 0 | 0 | 0 | 0 | 0 | 0 | 0 | 0 | 0 | 0 | 0 |
| 5490 (FL) | 1 | 1 | 1 | 0 | 1 | 1 | 1 | 1 | 1 | 1 | 90 |
| 5491 | 1 | 1 | 1 | 1 | 1 | 1 | 1 | 1 | 1 | 1 | 100 |
| 5492 | 1 | 1 | 1 | 1 | 1 | 1 | 1 | 1 | 1 | 1 | 100 |
| 5493 | 1 | 1 | 1 | 1 | 1 | 1 | 1 | 1 | 1 | 1 | 100 |
| 5494 | 1 | 1 | 1 | 1 | 1 | 1 | 1 | 1 | 1 | 1 | 100 |
| 5495 | 1 | 1 | 1 | 1 | 1 | 1 | 1 | 1 | 1 | 1 | 100 |
| 5500 | 1 | 1 | 1 | 1 | 1 | 1 | 1 | 1 | 1 | 1 | 100 |
| 5505 | 1 | 1 | 1 | 1 | 1 | 1 | 1 | 1 | 1 | 1 | 100 |
| 5506 | 1 | 1 | 1 | 1 | 1 | 1 | 1 | 1 | 1 | 1 | 100 |
| 5507 | 1 | 1 | 1 | 1 | 1 | 1 | 1 | 1 | 1 | 1 | 100 |
| 5508 | 1 | 1 | 1 | 1 | 1 | 1 | 1 | 1 | 1 | 1 | 100 |
| 5509 | 1 | 1 | 1 | 1 | 1 | 1 | 1 | 1 | 1 | 1 | 100 |
| 5510 (FH) | 1 | 1 | 1 | 1 | 1 | 1 | 0 | 1 | 1 | 1 | 90 |
| 5511 | 0 | 0 | 0 | 0 | 0 | 0 | 0 | 0 | 0 | 0 | 0 |
| Radar Type 0-Detection Bandwidth (MHz) = (FH-FL) = (5510MHz-5490MHz)= | | | | | | | | | | | 20.000 |
| UNII Detection Bandwidth Min. Limit (MHz) = | | | | | | | | | | | 20.000 |
| **Test Result** | | | | | | | | | | | **Complied** |

| EUT Frequency=5510 MHz | | | | | | | | | | | |
|---|---|---|---|---|---|---|---|---|---|---|---|
| **Channel Bandwidth (MHz)** | **40** | | | | | | | | | | |
| **Radar Frequency (MHz)** | **DFS Detection Trials (1=Detection, 0= No Detection)** | | | | | | | | | | |
| | **1** | **2** | **3** | **4** | **5** | **6** | **7** | **8** | **9** | **10** | **Detection Rate (%)** |
| 5489 | 0 | 0 | 0 | 0 | 0 | 0 | 0 | 0 | 0 | 0 | 0 |
| 5490 (FL) | 1 | 1 | 1 | 1 | 1 | 0 | 1 | 1 | 1 | 1 | 90 |
| 5491 | 1 | 1 | 1 | 1 | 1 | 1 | 1 | 1 | 1 | 1 | 100 |
| 5492 | 1 | 1 | 1 | 1 | 1 | 1 | 1 | 1 | 1 | 1 | 100 |
| 5493 | 1 | 1 | 1 | 1 | 1 | 1 | 1 | 1 | 1 | 1 | 100 |
| 5494 | 1 | 1 | 1 | 1 | 1 | 1 | 1 | 1 | 1 | 1 | 100 |
| 5495 | 1 | 1 | 1 | 1 | 1 | 1 | 1 | 1 | 1 | 1 | 100 |
| 5500 | 1 | 1 | 1 | 1 | 1 | 1 | 1 | 1 | 1 | 1 | 100 |
| 5505 | 1 | 1 | 1 | 1 | 1 | 1 | 1 | 1 | 1 | 1 | 100 |
| 5510 | 1 | 1 | 1 | 1 | 1 | 1 | 1 | 1 | 1 | 1 | 100 |
| 5515 | 1 | 1 | 1 | 1 | 1 | 1 | 1 | 1 | 1 | 1 | 100 |
| 5520 | 1 | 1 | 1 | 1 | 1 | 1 | 1 | 1 | 1 | 1 | 100 |
| 5525 | 1 | 1 | 1 | 1 | 1 | 1 | 1 | 1 | 1 | 1 | 100 |
| 5526 | 1 | 1 | 1 | 1 | 1 | 1 | 1 | 1 | 1 | 1 | 100 |
| 5527 | 1 | 1 | 1 | 1 | 1 | 1 | 1 | 1 | 1 | 1 | 100 |
| 5528 | 1 | 1 | 1 | 1 | 1 | 1 | 1 | 1 | 1 | 1 | 100 |
| 5529 | 1 | 1 | 1 | 1 | 1 | 1 | 1 | 1 | 1 | 1 | 100 |
| 5530 (FH) | 1 | 0 | 1 | 1 | 1 | 1 | 1 | 1 | 1 | 1 | 90 |
| 5531 | 0 | 0 | 0 | 0 | 0 | 0 | 0 | 0 | 0 | 0 | 0 |
| Radar Type 0-Detection Bandwidth (MHz) = (FH-FL) = (5530MHz-5490MHz)= | | | | | | | | | | | 40.000 |
| UNII Detection Bandwidth Min. Limit (MHz) = | | | | | | | | | | | 39.000 |
| **Test Result** | | | | | | | | | | | **Complied** |

| EUT Frequency=5530 MHz | | | | | | | | | | | |
|---|---|---|---|---|---|---|---|---|---|---|---|
| **Channel Bandwidth (MHz)** | **80** | | | | | | | | | | |
| **Radar Frequency (MHz)** | **DFS Detection Trials (1=Detection, 0= No Detection)** | | | | | | | | | | |
| | **1** | **2** | **3** | **4** | **5** | **6** | **7** | **8** | **9** | **10** | **Detection Rate (%)** |
| 5490 | 0 | 0 | 0 | 0 | 0 | 0 | 0 | 0 | 0 | 0 | 0 |
| 5491 (FL) | 1 | 0 | 1 | 1 | 1 | 1 | 1 | 1 | 1 | 1 | 90 |
| 5492 | 1 | 1 | 1 | 1 | 1 | 1 | 1 | 1 | 1 | 1 | 100 |
| 5493 | 1 | 1 | 1 | 1 | 1 | 1 | 1 | 1 | 1 | 1 | 100 |
| 5494 | 1 | 1 | 1 | 1 | 1 | 1 | 1 | 1 | 1 | 1 | 100 |
| 5495 | 1 | 1 | 1 | 1 | 1 | 1 | 1 | 1 | 1 | 1 | 100 |
| 5500 | 1 | 1 | 1 | 1 | 1 | 1 | 1 | 1 | 1 | 1 | 100 |
| 5505 | 1 | 1 | 1 | 1 | 1 | 1 | 1 | 1 | 1 | 1 | 100 |
| 5510 | 1 | 1 | 1 | 1 | 1 | 1 | 1 | 1 | 1 | 1 | 100 |
| 5515 | 1 | 1 | 1 | 1 | 1 | 1 | 1 | 1 | 1 | 1 | 100 |
| 5520 | 1 | 1 | 1 | 1 | 1 | 1 | 1 | 1 | 1 | 1 | 100 |
| 5525 | 1 | 1 | 1 | 1 | 1 | 1 | 1 | 1 | 1 | 1 | 100 |
| 5530 | 1 | 1 | 1 | 1 | 1 | 1 | 1 | 1 | 1 | 1 | 100 |
| 5535 | 1 | 1 | 1 | 1 | 1 | 1 | 1 | 1 | 1 | 1 | 100 |
| 5540 | 1 | 1 | 1 | 1 | 1 | 1 | 1 | 1 | 1 | 1 | 100 |
| 5545 | 1 | 1 | 1 | 1 | 1 | 1 | 1 | 1 | 1 | 1 | 100 |
| 5550 | 1 | 1 | 1 | 1 | 1 | 1 | 1 | 1 | 1 | 1 | 100 |
| 5555 | 1 | 1 | 1 | 1 | 1 | 1 | 1 | 1 | 1 | 1 | 100 |
| 5560 | 1 | 1 | 1 | 1 | 1 | 1 | 1 | 1 | 1 | 1 | 100 |
| 5565 | 1 | 1 | 1 | 1 | 1 | 1 | 1 | 1 | 1 | 1 | 100 |
| 5566 | 1 | 1 | 1 | 1 | 1 | 1 | 1 | 1 | 1 | 1 | 100 |
| 5567 | 1 | 1 | 1 | 1 | 1 | 1 | 1 | 1 | 1 | 1 | 100 |
| 5568 | 1 | 1 | 1 | 1 | 1 | 1 | 1 | 1 | 1 | 1 | 100 |
| 5569 (FH) | 1 | 1 | 1 | 1 | 1 | 1 | 0 | 1 | 1 | 1 | 90 |
| 5570 | 0 | 0 | 0 | 0 | 0 | 0 | 0 | 0 | 0 | 0 | 0 |
| Radar Type 0-Detection Bandwidth (MHz) = (FH-FL) = (5569MHz-5491MHz)= | | | | | | | | | | | 78.000 |
| UNII Detection Bandwidth Min. Limit (MHz) = | | | | | | | | | | | 78.000 |
| **Test Result** | | | | | | | | | | | **Complied** |

**Test mode: Mode 2**

| EUT Frequency=5300 MHz | | | | | | | | | | | |
|---|---|---|---|---|---|---|---|---|---|---|---|
| **Channel Bandwidth (MHz)** | **20** | | | | | | | | | | |
| **Radar Frequency (MHz)** | **DFS Detection Trials (1=Detection, 0= No Detection)** | | | | | | | | | | |
| | **1** | **2** | **3** | **4** | **5** | **6** | **7** | **8** | **9** | **10** | **Detection Rate (%)** |
| 5289 | 0 | 0 | 0 | 0 | 0 | 0 | 0 | 0 | 0 | 0 | 0 |
| 5290 (FL) | 1 | 1 | 1 | 1 | 1 | 1 | 1 | 0 | 1 | 1 | 90 |
| 5291 | 1 | 1 | 1 | 1 | 1 | 1 | 1 | 1 | 1 | 1 | 100 |
| 5292 | 1 | 1 | 1 | 1 | 1 | 1 | 1 | 1 | 1 | 1 | 100 |
| 5293 | 1 | 1 | 1 | 1 | 1 | 1 | 1 | 1 | 1 | 1 | 100 |
| 5294 | 1 | 1 | 1 | 1 | 1 | 1 | 1 | 1 | 1 | 1 | 100 |
| 5295 | 1 | 1 | 1 | 1 | 1 | 1 | 1 | 1 | 1 | 1 | 100 |
| 5300 | 1 | 1 | 1 | 1 | 1 | 1 | 1 | 1 | 1 | 1 | 100 |
| 5305 | 1 | 1 | 1 | 1 | 1 | 1 | 1 | 1 | 1 | 1 | 100 |
| 5306 | 1 | 1 | 1 | 1 | 1 | 1 | 1 | 1 | 1 | 1 | 100 |
| 5307 | 1 | 1 | 1 | 1 | 1 | 1 | 1 | 1 | 1 | 1 | 100 |
| 5308 | 1 | 1 | 1 | 1 | 1 | 1 | 1 | 1 | 1 | 1 | 100 |
| 5309 | 1 | 1 | 1 | 1 | 1 | 1 | 1 | 1 | 1 | 1 | 100 |
| 5310 (FH) | 1 | 1 | 1 | 0 | 1 | 1 | 1 | 1 | 1 | 1 | 90 |
| 5311 | 0 | 0 | 0 | 0 | 0 | 0 | 0 | 0 | 0 | 0 | 0 |
| Radar Type 0-Detection Bandwidth (MHz) = (FH-FL) = (5310MHz-5290MHz)= | | | | | | | | | | | 20.000 |
| UNII Detection Bandwidth Min. Limit (MHz) = | | | | | | | | | | | 20.000 |
| **Test Result** | | | | | | | | | | | **Complied** |

| EUT Frequency=5500 MHz | | | | | | | | | | | |
|---|---|---|---|---|---|---|---|---|---|---|---|
| **Channel Bandwidth (MHz)** | **20** | | | | | | | | | | |
| **Radar Frequency (MHz)** | **DFS Detection Trials (1=Detection, 0= No Detection)** | | | | | | | | | | |
| | **1** | **2** | **3** | **4** | **5** | **6** | **7** | **8** | **9** | **10** | **Detection Rate (%)** |
| 5489 | 0 | 0 | 0 | 0 | 0 | 0 | 0 | 0 | 0 | 0 | 0 |
| 5490 (FL) | 1 | 1 | 1 | 1 | 1 | 1 | 0 | 1 | 1 | 1 | 90 |
| 5491 | 1 | 1 | 1 | 1 | 1 | 1 | 1 | 1 | 1 | 1 | 100 |
| 5492 | 1 | 1 | 1 | 1 | 1 | 1 | 1 | 1 | 1 | 1 | 100 |
| 5493 | 1 | 1 | 1 | 1 | 1 | 1 | 1 | 1 | 1 | 1 | 100 |
| 5494 | 1 | 1 | 1 | 1 | 1 | 1 | 1 | 1 | 1 | 1 | 100 |
| 5495 | 1 | 1 | 1 | 1 | 1 | 1 | 1 | 1 | 1 | 1 | 100 |
| 5500 | 1 | 1 | 1 | 1 | 1 | 1 | 1 | 1 | 1 | 1 | 100 |
| 5505 | 1 | 1 | 1 | 1 | 1 | 1 | 1 | 1 | 1 | 1 | 100 |
| 5506 | 1 | 1 | 1 | 1 | 1 | 1 | 1 | 1 | 1 | 1 | 100 |
| 5507 | 1 | 1 | 1 | 1 | 1 | 1 | 1 | 1 | 1 | 1 | 100 |
| 5508 | 1 | 1 | 1 | 1 | 1 | 1 | 1 | 1 | 1 | 1 | 100 |
| 5509 | 1 | 1 | 1 | 1 | 1 | 1 | 1 | 1 | 1 | 1 | 100 |
| 5510 (FH) | 1 | 1 | 0 | 1 | 1 | 1 | 1 | 1 | 1 | 1 | 90 |
| 5511 | 0 | 0 | 0 | 0 | 0 | 0 | 0 | 0 | 0 | 0 | 0 |
| Radar Type 0-Detection Bandwidth (MHz) = (FH-FL) = (5510MHz-5490MHz)= | | | | | | | | | | | 20.000 |
| UNII Detection Bandwidth Min. Limit (MHz) = | | | | | | | | | | | 20.000 |
| **Test Result** | | | | | | | | | | | **Complied** |

| EUT Frequency=5310 MHz | | | | | | | | | | | |
|---|---|---|---|---|---|---|---|---|---|---|---|
| **Channel Bandwidth (MHz)** | **40** | | | | | | | | | | |
| **Radar Frequency (MHz)** | **DFS Detection Trials (1=Detection, 0= No Detection)** | | | | | | | | | | |
| | **1** | **2** | **3** | **4** | **5** | **6** | **7** | **8** | **9** | **10** | **Detection Rate (%)** |
| 5289 | 0 | 0 | 0 | 0 | 0 | 0 | 0 | 0 | 0 | 0 | 0 |
| 5290 (FL) | 1 | 1 | 1 | 1 | 1 | 0 | 1 | 1 | 1 | 1 | 90 |
| 5291 | 1 | 1 | 1 | 1 | 1 | 1 | 1 | 1 | 1 | 1 | 100 |
| 5292 | 1 | 1 | 1 | 1 | 1 | 1 | 1 | 1 | 1 | 1 | 100 |
| 5293 | 1 | 1 | 1 | 1 | 1 | 1 | 1 | 1 | 1 | 1 | 100 |
| 5294 | 1 | 1 | 1 | 1 | 1 | 1 | 1 | 1 | 1 | 1 | 100 |
| 5295 | 1 | 1 | 1 | 1 | 1 | 1 | 1 | 1 | 1 | 1 | 100 |
| 5300 | 1 | 1 | 1 | 1 | 1 | 1 | 1 | 1 | 1 | 1 | 100 |
| 5305 | 1 | 1 | 1 | 1 | 1 | 1 | 1 | 1 | 1 | 1 | 100 |
| 5310 | 1 | 1 | 1 | 1 | 1 | 1 | 1 | 1 | 1 | 1 | 100 |
| 5315 | 1 | 1 | 1 | 1 | 1 | 1 | 1 | 1 | 1 | 1 | 100 |
| 5320 | 1 | 1 | 1 | 1 | 1 | 1 | 1 | 1 | 1 | 1 | 100 |
| 5325 | 1 | 1 | 1 | 1 | 1 | 1 | 1 | 1 | 1 | 1 | 100 |
| 5326 | 1 | 1 | 1 | 1 | 1 | 1 | 1 | 1 | 1 | 1 | 100 |
| 5327 | 1 | 1 | 1 | 1 | 1 | 1 | 1 | 1 | 1 | 1 | 100 |
| 5328 | 1 | 1 | 1 | 1 | 1 | 1 | 1 | 1 | 1 | 1 | 100 |
| 5329 | 1 | 1 | 1 | 1 | 1 | 1 | 1 | 1 | 1 | 1 | 100 |
| 5330 (FH) | 0 | 1 | 1 | 1 | 1 | 1 | 1 | 1 | 1 | 1 | 90 |
| 5331 | 0 | 0 | 0 | 0 | 0 | 0 | 0 | 0 | 0 | 0 | 0 |
| Radar Type 0-Detection Bandwidth (MHz) = (FH-FL) = (5330MHz-5290MHz)= | | | | | | | | | | | 40.000 |
| UNII Detection Bandwidth Min. Limit (MHz) = | | | | | | | | | | | 39.000 |
| **Test Result** | | | | | | | | | | | **Complied** |

| EUT Frequency=5510 MHz | | | | | | | | | | | |
|---|---|---|---|---|---|---|---|---|---|---|---|
| **Channel Bandwidth (MHz)** | **40** | | | | | | | | | | |
| **Radar Frequency (MHz)** | **DFS Detection Trials (1=Detection, 0= No Detection)** | | | | | | | | | | |
| | **1** | **2** | **3** | **4** | **5** | **6** | **7** | **8** | **9** | **10** | **Detection Rate (%)** |
| 5489 | 0 | 0 | 0 | 0 | 0 | 0 | 0 | 0 | 0 | 0 | 0 |
| 5490 (FL) | 1 | 0 | 1 | 1 | 1 | 1 | 1 | 1 | 1 | 1 | 90 |
| 5491 | 1 | 1 | 1 | 1 | 1 | 1 | 1 | 1 | 1 | 1 | 100 |
| 5492 | 1 | 1 | 1 | 1 | 1 | 1 | 1 | 1 | 1 | 1 | 100 |
| 5493 | 1 | 1 | 1 | 1 | 1 | 1 | 1 | 1 | 1 | 1 | 100 |
| 5494 | 1 | 1 | 1 | 1 | 1 | 1 | 1 | 1 | 1 | 1 | 100 |
| 5495 | 1 | 1 | 1 | 1 | 1 | 1 | 1 | 1 | 1 | 1 | 100 |
| 5500 | 1 | 1 | 1 | 1 | 1 | 1 | 1 | 1 | 1 | 1 | 100 |
| 5505 | 1 | 1 | 1 | 1 | 1 | 1 | 1 | 1 | 1 | 1 | 100 |
| 5510 | 1 | 1 | 1 | 1 | 1 | 1 | 1 | 1 | 1 | 1 | 100 |
| 5515 | 1 | 1 | 1 | 1 | 1 | 1 | 1 | 1 | 1 | 1 | 100 |
| 5520 | 1 | 1 | 1 | 1 | 1 | 1 | 1 | 1 | 1 | 1 | 100 |
| 5525 | 1 | 1 | 1 | 1 | 1 | 1 | 1 | 1 | 1 | 1 | 100 |
| 5526 | 1 | 1 | 1 | 1 | 1 | 1 | 1 | 1 | 1 | 1 | 100 |
| 5527 | 1 | 1 | 1 | 1 | 1 | 1 | 1 | 1 | 1 | 1 | 100 |
| 5528 | 1 | 1 | 1 | 1 | 1 | 1 | 1 | 1 | 1 | 1 | 100 |
| 5529 | 1 | 1 | 1 | 1 | 1 | 1 | 1 | 1 | 1 | 1 | 100 |
| 5530 (FH) | 1 | 1 | 1 | 1 | 1 | 1 | 1 | 0 | 1 | 1 | 90 |
| 5531 | 0 | 0 | 0 | 0 | 0 | 0 | 0 | 0 | 0 | 0 | 0 |
| Radar Type 0-Detection Bandwidth (MHz) = (FH-FL) = (5530MHz-5490MHz)= | | | | | | | | | | | 40.000 |
| UNII Detection Bandwidth Min. Limit (MHz) = | | | | | | | | | | | 39.000 |
| **Test Result** | | | | | | | | | | | **Complied** |

| EUT Frequency=5290 MHz | | | | | | | | | | | |
|---|---|---|---|---|---|---|---|---|---|---|---|
| **Channel Bandwidth (MHz)** | **80** | | | | | | | | | | |
| **Radar Frequency (MHz)** | **DFS Detection Trials (1=Detection, 0= No Detection)** | | | | | | | | | | |
| | **1** | **2** | **3** | **4** | **5** | **6** | **7** | **8** | **9** | **10** | **Detection Rate (%)** |
| 5249 | 0 | 0 | 0 | 0 | 0 | 0 | 0 | 0 | 0 | 0 | 0 |
| 5250 (FL) | 1 | 0 | 1 | 1 | 1 | 1 | 1 | 1 | 1 | 1 | 90 |
| 5251 | 1 | 1 | 1 | 1 | 1 | 1 | 1 | 1 | 1 | 1 | 100 |
| 5252 | 1 | 1 | 1 | 1 | 1 | 1 | 1 | 1 | 1 | 1 | 100 |
| 5253 | 1 | 1 | 1 | 1 | 1 | 1 | 1 | 1 | 1 | 1 | 100 |
| 5254 | 1 | 1 | 1 | 1 | 1 | 1 | 1 | 1 | 1 | 1 | 100 |
| 5255 | 1 | 1 | 1 | 1 | 1 | 1 | 1 | 1 | 1 | 1 | 100 |
| 5260 | 1 | 1 | 1 | 1 | 1 | 1 | 1 | 1 | 1 | 1 | 100 |
| 5265 | 1 | 1 | 1 | 1 | 1 | 1 | 1 | 1 | 1 | 1 | 100 |
| 5270 | 1 | 1 | 1 | 1 | 1 | 1 | 1 | 1 | 1 | 1 | 100 |
| 5275 | 1 | 1 | 1 | 1 | 1 | 1 | 1 | 1 | 1 | 1 | 100 |
| 5280 | 1 | 1 | 1 | 1 | 1 | 1 | 1 | 1 | 1 | 1 | 100 |
| 5285 | 1 | 1 | 1 | 1 | 1 | 1 | 1 | 1 | 1 | 1 | 100 |
| 5290 | 1 | 1 | 1 | 1 | 1 | 1 | 1 | 1 | 1 | 1 | 100 |
| 5295 | 1 | 1 | 1 | 1 | 1 | 1 | 1 | 1 | 1 | 1 | 100 |
| 5300 | 1 | 1 | 1 | 1 | 1 | 1 | 1 | 1 | 1 | 1 | 100 |
| 5305 | 1 | 1 | 1 | 1 | 1 | 1 | 1 | 1 | 1 | 1 | 100 |
| 5310 | 1 | 1 | 1 | 1 | 1 | 1 | 1 | 1 | 1 | 1 | 100 |
| 5315 | 1 | 1 | 1 | 1 | 1 | 1 | 1 | 1 | 1 | 1 | 100 |
| 5320 | 1 | 1 | 1 | 1 | 1 | 1 | 1 | 1 | 1 | 1 | 100 |
| 5325 | 1 | 1 | 1 | 1 | 1 | 1 | 1 | 1 | 1 | 1 | 100 |
| 5326 | 1 | 1 | 1 | 1 | 1 | 1 | 1 | 1 | 1 | 1 | 100 |
| 5327 | 1 | 1 | 1 | 1 | 1 | 1 | 1 | 1 | 1 | 1 | 100 |
| 5328 | 1 | 1 | 1 | 1 | 1 | 1 | 1 | 1 | 1 | 1 | 100 |
| 5329 | 1 | 1 | 1 | 1 | 1 | 1 | 1 | 1 | 1 | 1 | 100 |
| 5330 (FH) | 1 | 1 | 1 | 0 | 1 | 1 | 1 | 1 | 1 | 1 | 90 |
| 5331 | 0 | 0 | 0 | 0 | 0 | 0 | 0 | 0 | 0 | 0 | 0 |
| Radar Type 0-Detection Bandwidth (MHz) = (FH-FL) = (5330MHz-5250MHz)= | | | | | | | | | | | 80.000 |
| UNII Detection Bandwidth Min. Limit (MHz) = | | | | | | | | | | | 78.000 |
| **Test Result** | | | | | | | | | | | **Complied** |

| EUT Frequency=5530 MHz | | | | | | | | | | | |
|---|---|---|---|---|---|---|---|---|---|---|---|
| **Channel Bandwidth (MHz)** | **80** | | | | | | | | | | |
| **Radar Frequency (MHz)** | **DFS Detection Trials (1=Detection, 0= No Detection)** | | | | | | | | | | |
| | **1** | **2** | **3** | **4** | **5** | **6** | **7** | **8** | **9** | **10** | **Detection Rate (%)** |
| 5490 | 0 | 0 | 0 | 0 | 0 | 0 | 0 | 0 | 0 | 0 | 0 |
| 5491 (FL) | 1 | 1 | 1 | 1 | 1 | 1 | 1 | 0 | 1 | 1 | 90 |
| 5492 | 1 | 1 | 1 | 1 | 1 | 1 | 1 | 1 | 1 | 1 | 100 |
| 5493 | 1 | 1 | 1 | 1 | 1 | 1 | 1 | 1 | 1 | 1 | 100 |
| 5494 | 1 | 1 | 1 | 1 | 1 | 1 | 1 | 1 | 1 | 1 | 100 |
| 5495 | 1 | 1 | 1 | 1 | 1 | 1 | 1 | 1 | 1 | 1 | 100 |
| 5500 | 1 | 1 | 1 | 1 | 1 | 1 | 1 | 1 | 1 | 1 | 100 |
| 5505 | 1 | 1 | 1 | 1 | 1 | 1 | 1 | 1 | 1 | 1 | 100 |
| 5510 | 1 | 1 | 1 | 1 | 1 | 1 | 1 | 1 | 1 | 1 | 100 |
| 5515 | 1 | 1 | 1 | 1 | 1 | 1 | 1 | 1 | 1 | 1 | 100 |
| 5520 | 1 | 1 | 1 | 1 | 1 | 1 | 1 | 1 | 1 | 1 | 100 |
| 5525 | 1 | 1 | 1 | 1 | 1 | 1 | 1 | 1 | 1 | 1 | 100 |
| 5530 | 1 | 1 | 1 | 1 | 1 | 1 | 1 | 1 | 1 | 1 | 100 |
| 5535 | 1 | 1 | 1 | 1 | 1 | 1 | 1 | 1 | 1 | 1 | 100 |
| 5540 | 1 | 1 | 1 | 1 | 1 | 1 | 1 | 1 | 1 | 1 | 100 |
| 5545 | 1 | 1 | 1 | 1 | 1 | 1 | 1 | 1 | 1 | 1 | 100 |
| 5550 | 1 | 1 | 1 | 1 | 1 | 1 | 1 | 1 | 1 | 1 | 100 |
| 5555 | 1 | 1 | 1 | 1 | 1 | 1 | 1 | 1 | 1 | 1 | 100 |
| 5560 | 1 | 1 | 1 | 1 | 1 | 1 | 1 | 1 | 1 | 1 | 100 |
| 5565 | 1 | 1 | 1 | 1 | 1 | 1 | 1 | 1 | 1 | 1 | 100 |
| 5566 | 1 | 1 | 1 | 1 | 1 | 1 | 1 | 1 | 1 | 1 | 100 |
| 5567 | 1 | 1 | 1 | 1 | 1 | 1 | 1 | 1 | 1 | 1 | 100 |
| 5568 | 1 | 1 | 1 | 1 | 1 | 1 | 1 | 1 | 1 | 1 | 100 |
| 5569 (FH) | 1 | 1 | 1 | 0 | 1 | 1 | 1 | 1 | 1 | 1 | 90 |
| 5570 | 0 | 0 | 0 | 0 | 0 | 0 | 0 | 0 | 0 | 0 | 0 |
| Radar Type 0-Detection Bandwidth (MHz) = (FH-FL) = (5569MHz-5491MHz)= | | | | | | | | | | | 78.000 |
| UNII Detection Bandwidth Min. Limit (MHz) = | | | | | | | | | | | 78.000 |
| **Test Result** | | | | | | | | | | | **Complied** |

**Test mode: Mode 3**

| EUT Frequency=5500 MHz | | | | | | | | | | | |
|---|---|---|---|---|---|---|---|---|---|---|---|
| **Channel Bandwidth (MHz)** | **20** | | | | | | | | | | |
| **Radar Frequency (MHz)** | **DFS Detection Trials (1=Detection, 0= No Detection)** | | | | | | | | | | |
| | **1** | **2** | **3** | **4** | **5** | **6** | **7** | **8** | **9** | **10** | **Detection Rate (%)** |
| 5489 | 0 | 0 | 0 | 0 | 0 | 0 | 0 | 0 | 0 | 0 | 0 |
| 5490 (FL) | 1 | 1 | 1 | 1 | 1 | 1 | 0 | 1 | 1 | 1 | 90 |
| 5491 | 1 | 1 | 1 | 1 | 1 | 1 | 1 | 1 | 1 | 1 | 100 |
| 5492 | 1 | 1 | 1 | 1 | 1 | 1 | 1 | 1 | 1 | 1 | 100 |
| 5493 | 1 | 1 | 1 | 1 | 1 | 1 | 1 | 1 | 1 | 1 | 100 |
| 5494 | 1 | 1 | 1 | 1 | 1 | 1 | 1 | 1 | 1 | 1 | 100 |
| 5495 | 1 | 1 | 1 | 1 | 1 | 1 | 1 | 1 | 1 | 1 | 100 |
| 5500 | 1 | 1 | 1 | 1 | 1 | 1 | 1 | 1 | 1 | 1 | 100 |
| 5505 | 1 | 1 | 1 | 1 | 1 | 1 | 1 | 1 | 1 | 1 | 100 |
| 5506 | 1 | 1 | 1 | 1 | 1 | 1 | 1 | 1 | 1 | 1 | 100 |
| 5507 | 1 | 1 | 1 | 1 | 1 | 1 | 1 | 1 | 1 | 1 | 100 |
| 5508 | 1 | 1 | 1 | 1 | 1 | 1 | 1 | 1 | 1 | 1 | 100 |
| 5509 | 1 | 1 | 1 | 1 | 1 | 1 | 1 | 1 | 1 | 1 | 100 |
| 5510 (FH) | 1 | 0 | 1 | 1 | 1 | 1 | 1 | 1 | 1 | 1 | 90 |
| 5511 | 0 | 0 | 0 | 0 | 0 | 0 | 0 | 0 | 0 | 0 | 0 |
| Radar Type 0-Detection Bandwidth (MHz) = (FH-FL) = (5510MHz-5490MHz)= | | | | | | | | | | | 20.000 |
| UNII Detection Bandwidth Min. Limit (MHz) = | | | | | | | | | | | 20.000 |
| **Test Result** | | | | | | | | | | | **Complied** |

| EUT Frequency=5510 MHz | | | | | | | | | | | |
|---|---|---|---|---|---|---|---|---|---|---|---|
| **Channel Bandwidth (MHz)** | **40** | | | | | | | | | | |
| **Radar Frequency (MHz)** | **DFS Detection Trials (1=Detection, 0= No Detection)** | | | | | | | | | | |
| | **1** | **2** | **3** | **4** | **5** | **6** | **7** | **8** | **9** | **10** | **Detection Rate (%)** |
| 5489 | 0 | 0 | 0 | 0 | 0 | 0 | 0 | 0 | 0 | 0 | 0 |
| 5490 (FL) | 1 | 1 | 1 | 1 | 1 | 1 | 1 | 0 | 1 | 1 | 90 |
| 5491 | 1 | 1 | 1 | 1 | 1 | 1 | 1 | 1 | 1 | 1 | 100 |
| 5492 | 1 | 1 | 1 | 1 | 1 | 1 | 1 | 1 | 1 | 1 | 100 |
| 5493 | 1 | 1 | 1 | 1 | 1 | 1 | 1 | 1 | 1 | 1 | 100 |
| 5494 | 1 | 1 | 1 | 1 | 1 | 1 | 1 | 1 | 1 | 1 | 100 |
| 5495 | 1 | 1 | 1 | 1 | 1 | 1 | 1 | 1 | 1 | 1 | 100 |
| 5500 | 1 | 1 | 1 | 1 | 1 | 1 | 1 | 1 | 1 | 1 | 100 |
| 5505 | 1 | 1 | 1 | 1 | 1 | 1 | 1 | 1 | 1 | 1 | 100 |
| 5510 | 1 | 1 | 1 | 1 | 1 | 1 | 1 | 1 | 1 | 1 | 100 |
| 5515 | 1 | 1 | 1 | 1 | 1 | 1 | 1 | 1 | 1 | 1 | 100 |
| 5520 | 1 | 1 | 1 | 1 | 1 | 1 | 1 | 1 | 1 | 1 | 100 |
| 5525 | 1 | 1 | 1 | 1 | 1 | 1 | 1 | 1 | 1 | 1 | 100 |
| 5526 | 1 | 1 | 1 | 1 | 1 | 1 | 1 | 1 | 1 | 1 | 100 |
| 5527 | 1 | 1 | 1 | 1 | 1 | 1 | 1 | 1 | 1 | 1 | 100 |
| 5528 | 1 | 1 | 1 | 1 | 1 | 1 | 1 | 1 | 1 | 1 | 100 |
| 5529 | 1 | 1 | 1 | 1 | 1 | 1 | 1 | 1 | 1 | 1 | 100 |
| 5530 (FH) | 1 | 1 | 1 | 1 | 1 | 0 | 1 | 1 | 1 | 1 | 90 |
| 5531 | 0 | 0 | 0 | 0 | 0 | 0 | 0 | 0 | 0 | 0 | 0 |
| Radar Type 0-Detection Bandwidth (MHz) = (FH-FL) = (5530MHz-5490MHz)= | | | | | | | | | | | 40.000 |
| UNII Detection Bandwidth Min. Limit (MHz) = | | | | | | | | | | | 39.000 |
| **Test Result** | | | | | | | | | | | **Complied** |

| EUT Frequency=5530 MHz | | | | | | | | | | | |
|---|---|---|---|---|---|---|---|---|---|---|---|
| **Channel Bandwidth (MHz)** | **80** | | | | | | | | | | |
| **Radar Frequency (MHz)** | **DFS Detection Trials (1=Detection, 0= No Detection)** | | | | | | | | | | |
| | **1** | **2** | **3** | **4** | **5** | **6** | **7** | **8** | **9** | **10** | **Detection Rate (%)** |
| 5489 | 0 | 0 | 0 | 0 | 0 | 0 | 0 | 0 | 0 | 0 | 0 |
| 5490 (FL) | 0 | 1 | 1 | 1 | 1 | 1 | 1 | 1 | 1 | 1 | 90 |
| 5491 | 1 | 1 | 1 | 1 | 1 | 1 | 1 | 1 | 1 | 1 | 100 |
| 5492 | 1 | 1 | 1 | 1 | 1 | 1 | 1 | 1 | 1 | 1 | 100 |
| 5493 | 1 | 1 | 1 | 1 | 1 | 1 | 1 | 1 | 1 | 1 | 100 |
| 5494 | 1 | 1 | 1 | 1 | 1 | 1 | 1 | 1 | 1 | 1 | 100 |
| 5495 | 1 | 1 | 1 | 1 | 1 | 1 | 1 | 1 | 1 | 1 | 100 |
| 5500 | 1 | 1 | 1 | 1 | 1 | 1 | 1 | 1 | 1 | 1 | 100 |
| 5505 | 1 | 1 | 1 | 1 | 1 | 1 | 1 | 1 | 1 | 1 | 100 |
| 5510 | 1 | 1 | 1 | 1 | 1 | 1 | 1 | 1 | 1 | 1 | 100 |
| 5515 | 1 | 1 | 1 | 1 | 1 | 1 | 1 | 1 | 1 | 1 | 100 |
| 5520 | 1 | 1 | 1 | 1 | 1 | 1 | 1 | 1 | 1 | 1 | 100 |
| 5525 | 1 | 1 | 1 | 1 | 1 | 1 | 1 | 1 | 1 | 1 | 100 |
| 5530 | 1 | 1 | 1 | 1 | 1 | 1 | 1 | 1 | 1 | 1 | 100 |
| 5535 | 1 | 1 | 1 | 1 | 1 | 1 | 1 | 1 | 1 | 1 | 100 |
| 5540 | 1 | 1 | 1 | 1 | 1 | 1 | 1 | 1 | 1 | 1 | 100 |
| 5545 | 1 | 1 | 1 | 1 | 1 | 1 | 1 | 1 | 1 | 1 | 100 |
| 5550 | 1 | 1 | 1 | 1 | 1 | 1 | 1 | 1 | 1 | 1 | 100 |
| 5555 | 1 | 1 | 1 | 1 | 1 | 1 | 1 | 1 | 1 | 1 | 100 |
| 5560 | 1 | 1 | 1 | 1 | 1 | 1 | 1 | 1 | 1 | 1 | 100 |
| 5565 | 1 | 1 | 1 | 1 | 1 | 1 | 1 | 1 | 1 | 1 | 100 |
| 5566 | 1 | 1 | 1 | 1 | 1 | 1 | 1 | 1 | 1 | 1 | 100 |
| 5567 | 1 | 1 | 1 | 1 | 1 | 1 | 1 | 1 | 1 | 1 | 100 |
| 5568 | 1 | 1 | 1 | 1 | 1 | 1 | 1 | 1 | 1 | 1 | 100 |
| 5569 | 1 | 1 | 1 | 1 | 1 | 1 | 1 | 1 | 1 | 1 | 100 |
| 5570 (FH) | 1 | 1 | 1 | 1 | 0 | 1 | 1 | 1 | 1 | 1 | 90 |
| 5571 | 0 | 0 | 0 | 0 | 0 | 0 | 0 | 0 | 0 | 0 | 0 |
| Radar Type 0-Detection Bandwidth (MHz) = (FH-FL) = (5570MHz-5490MHz)= | | | | | | | | | | | 80.000 |
| UNII Detection Bandwidth Min. Limit (MHz) = | | | | | | | | | | | 78.000 |
| **Test Result** | | | | | | | | | | | **Complied** |

| EUT Frequency=5570 MHz | | | | | | | | | | | |
|---|---|---|---|---|---|---|---|---|---|---|---|
| **Channel Bandwidth (MHz)** | **160** | | | | | | | | | | |
| **Radar Frequency (MHz)** | **DFS Detection Trials (1=Detection, 0= No Detection)** | | | | | | | | | | |
| | **1** | **2** | **3** | **4** | **5** | **6** | **7** | **8** | **9** | **10** | **Detection Rate (%)** |
| 5489 | 0 | 0 | 0 | 0 | 0 | 0 | 0 | 0 | 0 | 0 | 0 |
| 5490 (FL) | 1 | 1 | 1 | 1 | 1 | 1 | 1 | 0 | 1 | 1 | 90 |
| 5491 | 1 | 1 | 1 | 1 | 1 | 1 | 1 | 1 | 1 | 1 | 100 |
| 5492 | 1 | 1 | 1 | 1 | 1 | 1 | 1 | 1 | 1 | 1 | 100 |
| 5493 | 1 | 1 | 1 | 1 | 1 | 1 | 1 | 1 | 1 | 1 | 100 |
| 5494 | 1 | 1 | 1 | 1 | 1 | 1 | 1 | 1 | 1 | 1 | 100 |
| 5495 | 1 | 1 | 1 | 1 | 1 | 1 | 1 | 1 | 1 | 1 | 100 |
| 5500 | 1 | 1 | 1 | 1 | 1 | 1 | 1 | 1 | 1 | 1 | 100 |
| 5505 | 1 | 1 | 1 | 1 | 1 | 1 | 1 | 1 | 1 | 1 | 100 |
| 5510 | 1 | 1 | 1 | 1 | 1 | 1 | 1 | 1 | 1 | 1 | 100 |
| 5515 | 1 | 1 | 1 | 1 | 1 | 1 | 1 | 1 | 1 | 1 | 100 |
| 5520 | 1 | 1 | 1 | 1 | 1 | 1 | 1 | 1 | 1 | 1 | 100 |
| 5525 | 1 | 1 | 1 | 1 | 1 | 1 | 1 | 1 | 1 | 1 | 100 |
| 5530 | 1 | 1 | 1 | 1 | 1 | 1 | 1 | 1 | 1 | 1 | 100 |
| 5535 | 1 | 1 | 1 | 1 | 1 | 1 | 1 | 1 | 1 | 1 | 100 |
| 5540 | 1 | 1 | 1 | 1 | 1 | 1 | 1 | 1 | 1 | 1 | 100 |
| 5545 | 1 | 1 | 1 | 1 | 1 | 1 | 1 | 1 | 1 | 1 | 100 |
| 5550 | 1 | 1 | 1 | 1 | 1 | 1 | 1 | 1 | 1 | 1 | 100 |
| 5555 | 1 | 1 | 1 | 1 | 1 | 1 | 1 | 1 | 1 | 1 | 100 |
| 5560 | 1 | 1 | 1 | 1 | 1 | 1 | 1 | 1 | 1 | 1 | 100 |
| 5565 | 1 | 1 | 1 | 1 | 1 | 1 | 1 | 1 | 1 | 1 | 100 |
| 5570 | 1 | 1 | 1 | 1 | 1 | 1 | 1 | 1 | 1 | 1 | 100 |
| 5575 | 1 | 1 | 1 | 1 | 1 | 1 | 1 | 1 | 1 | 1 | 100 |
| 5580 | 1 | 1 | 1 | 1 | 1 | 1 | 1 | 1 | 1 | 1 | 100 |
| 5585 | 1 | 1 | 1 | 1 | 1 | 1 | 1 | 1 | 1 | 1 | 100 |
| 5590 | 1 | 1 | 1 | 1 | 1 | 1 | 1 | 1 | 1 | 1 | 100 |
| 5595 | 1 | 1 | 1 | 1 | 1 | 1 | 1 | 1 | 1 | 1 | 100 |
| 5600 | 1 | 1 | 1 | 1 | 1 | 1 | 1 | 1 | 1 | 1 | 100 |
| 5605 | 1 | 1 | 1 | 1 | 1 | 1 | 1 | 1 | 1 | 1 | 100 |
| 5610 | 1 | 1 | 1 | 1 | 1 | 1 | 1 | 1 | 1 | 1 | 100 |
| 5615 | 1 | 1 | 1 | 1 | 1 | 1 | 1 | 1 | 1 | 1 | 100 |
| 5620 | 1 | 1 | 1 | 1 | 1 | 1 | 1 | 1 | 1 | 1 | 100 |
| 5625 | 1 | 1 | 1 | 1 | 1 | 1 | 1 | 1 | 1 | 1 | 100 |
| 5630 | 1 | 1 | 1 | 1 | 1 | 1 | 1 | 1 | 1 | 1 | 100 |
| 5635 | 1 | 1 | 1 | 1 | 1 | 1 | 1 | 1 | 1 | 1 | 100 |
| 5640 | 1 | 1 | 1 | 1 | 1 | 1 | 1 | 1 | 1 | 1 | 100 |
| 5645 | 1 | 1 | 1 | 1 | 1 | 1 | 1 | 1 | 1 | 1 | 100 |
| 5646 | 1 | 1 | 1 | 1 | 1 | 1 | 1 | 1 | 1 | 1 | 100 |
| 5647 | 1 | 1 | 1 | 1 | 1 | 1 | 1 | 1 | 1 | 1 | 100 |
| 5648 | 1 | 1 | 1 | 1 | 1 | 1 | 1 | 1 | 1 | 1 | 100 |
| 5649 | 1 | 1 | 1 | 1 | 1 | 1 | 1 | 1 | 1 | 1 | 100 |
| 5650 (FH) | 0 | 1 | 1 | 1 | 1 | 1 | 1 | 1 | 1 | 1 | 90 |
| 5651 | 0 | 0 | 0 | 0 | 0 | 0 | 0 | 0 | 0 | 0 | 0 |
| Radar Type 0-Detection Bandwidth (MHz) = (FH-FL) = (5650MHz-5490MHz)= | | | | | | | | | | | 160.000 |
| UNII Detection Bandwidth Min. Limit (MHz) = | | | | | | | | | | | 158.000 |
| **Test Result** | | | | | | | | | | | **Complied** |

**Test mode: Mode 4**

| EUT Frequency=5300 MHz | | | | | | | | | | | |
|---|---|---|---|---|---|---|---|---|---|---|---|
| **Channel Bandwidth (MHz)** | **20** | | | | | | | | | | |
| **Radar Frequency (MHz)** | **DFS Detection Trials (1=Detection, 0= No Detection)** | | | | | | | | | | |
| | **1** | **2** | **3** | **4** | **5** | **6** | **7** | **8** | **9** | **10** | **Detection Rate (%)** |
| 5289 | 0 | 0 | 0 | 0 | 0 | 0 | 0 | 0 | 0 | 0 | 0 |
| 5290 (FL) | 1 | 1 | 1 | 1 | 1 | 1 | 1 | 0 | 1 | 1 | 90 |
| 5291 | 1 | 1 | 1 | 1 | 1 | 1 | 1 | 1 | 1 | 1 | 100 |
| 5292 | 1 | 1 | 1 | 1 | 1 | 1 | 1 | 1 | 1 | 1 | 100 |
| 5293 | 1 | 1 | 1 | 1 | 1 | 1 | 1 | 1 | 1 | 1 | 100 |
| 5294 | 1 | 1 | 1 | 1 | 1 | 1 | 1 | 1 | 1 | 1 | 100 |
| 5295 | 1 | 1 | 1 | 1 | 1 | 1 | 1 | 1 | 1 | 1 | 100 |
| 5300 | 1 | 1 | 1 | 1 | 1 | 1 | 1 | 1 | 1 | 1 | 100 |
| 5305 | 1 | 1 | 1 | 1 | 1 | 1 | 1 | 1 | 1 | 1 | 100 |
| 5306 | 1 | 1 | 1 | 1 | 1 | 1 | 1 | 1 | 1 | 1 | 100 |
| 5307 | 1 | 1 | 1 | 1 | 1 | 1 | 1 | 1 | 1 | 1 | 100 |
| 5308 | 1 | 1 | 1 | 1 | 1 | 1 | 1 | 1 | 1 | 1 | 100 |
| 5309 | 1 | 1 | 1 | 1 | 1 | 1 | 1 | 1 | 1 | 1 | 100 |
| 5310 (FH) | 1 | 1 | 1 | 0 | 1 | 1 | 1 | 1 | 1 | 1 | 90 |
| 5311 | 0 | 0 | 0 | 0 | 0 | 0 | 0 | 0 | 0 | 0 | 0 |
| Radar Type 0-Detection Bandwidth (MHz) = (FH-FL) = (5310MHz-5290MHz)= | | | | | | | | | | | 20.000 |
| UNII Detection Bandwidth Min. Limit (MHz) = | | | | | | | | | | | 20.000 |
| **Test Result** | | | | | | | | | | | **Complied** |

| EUT Frequency=5500 MHz | | | | | | | | | | | |
|---|---|---|---|---|---|---|---|---|---|---|---|
| **Channel Bandwidth (MHz)** | **20** | | | | | | | | | | |
| **Radar Frequency (MHz)** | **DFS Detection Trials (1=Detection, 0= No Detection)** | | | | | | | | | | |
| | **1** | **2** | **3** | **4** | **5** | **6** | **7** | **8** | **9** | **10** | **Detection Rate (%)** |
| 5489 | 0 | 0 | 0 | 0 | 0 | 0 | 0 | 0 | 0 | 0 | 0 |
| 5490 (FL) | 1 | 0 | 1 | 1 | 1 | 1 | 1 | 1 | 1 | 1 | 90 |
| 5491 | 1 | 1 | 1 | 1 | 1 | 1 | 1 | 1 | 1 | 1 | 100 |
| 5492 | 1 | 1 | 1 | 1 | 1 | 1 | 1 | 1 | 1 | 1 | 100 |
| 5493 | 1 | 1 | 1 | 1 | 1 | 1 | 1 | 1 | 1 | 1 | 100 |
| 5494 | 1 | 1 | 1 | 1 | 1 | 1 | 1 | 1 | 1 | 1 | 100 |
| 5495 | 1 | 1 | 1 | 1 | 1 | 1 | 1 | 1 | 1 | 1 | 100 |
| 5500 | 1 | 1 | 1 | 1 | 1 | 1 | 1 | 1 | 1 | 1 | 100 |
| 5505 | 1 | 1 | 1 | 1 | 1 | 1 | 1 | 1 | 1 | 1 | 100 |
| 5506 | 1 | 1 | 1 | 1 | 1 | 1 | 1 | 1 | 1 | 1 | 100 |
| 5507 | 1 | 1 | 1 | 1 | 1 | 1 | 1 | 1 | 1 | 1 | 100 |
| 5508 | 1 | 1 | 1 | 1 | 1 | 1 | 1 | 1 | 1 | 1 | 100 |
| 5509 | 1 | 1 | 1 | 1 | 1 | 1 | 1 | 1 | 1 | 1 | 100 |
| 5510 (FH) | 1 | 1 | 1 | 1 | 1 | 0 | 1 | 1 | 1 | 1 | 90 |
| 5511 | 0 | 0 | 0 | 0 | 0 | 0 | 0 | 0 | 0 | 0 | 0 |
| Radar Type 0-Detection Bandwidth (MHz) = (FH-FL) = (5510MHz-5490MHz)= | | | | | | | | | | | 20.000 |
| UNII Detection Bandwidth Min. Limit (MHz) = | | | | | | | | | | | 20.000 |
| **Test Result** | | | | | | | | | | | **Complied** |

| EUT Frequency=5310 MHz | | | | | | | | | | | |
|---|---|---|---|---|---|---|---|---|---|---|---|
| **Channel Bandwidth (MHz)** | **40** | | | | | | | | | | |
| **Radar Frequency (MHz)** | **DFS Detection Trials (1=Detection, 0= No Detection)** | | | | | | | | | | |
| | **1** | **2** | **3** | **4** | **5** | **6** | **7** | **8** | **9** | **10** | **Detection Rate (%)** |
| 5289 | 0 | 0 | 0 | 0 | 0 | 0 | 0 | 0 | 0 | 0 | 0 |
| 5290 (FL) | 1 | 1 | 0 | 1 | 1 | 1 | 1 | 1 | 1 | 1 | 90 |
| 5291 | 1 | 1 | 1 | 1 | 1 | 1 | 1 | 1 | 1 | 1 | 100 |
| 5292 | 1 | 1 | 1 | 1 | 1 | 1 | 1 | 1 | 1 | 1 | 100 |
| 5293 | 1 | 1 | 1 | 1 | 1 | 1 | 1 | 1 | 1 | 1 | 100 |
| 5294 | 1 | 1 | 1 | 1 | 1 | 1 | 1 | 1 | 1 | 1 | 100 |
| 5295 | 1 | 1 | 1 | 1 | 1 | 1 | 1 | 1 | 1 | 1 | 100 |
| 5300 | 1 | 1 | 1 | 1 | 1 | 1 | 1 | 1 | 1 | 1 | 100 |
| 5305 | 1 | 1 | 1 | 1 | 1 | 1 | 1 | 1 | 1 | 1 | 100 |
| 5310 | 1 | 1 | 1 | 1 | 1 | 1 | 1 | 1 | 1 | 1 | 100 |
| 5315 | 1 | 1 | 1 | 1 | 1 | 1 | 1 | 1 | 1 | 1 | 100 |
| 5320 | 1 | 1 | 1 | 1 | 1 | 1 | 1 | 1 | 1 | 1 | 100 |
| 5325 | 1 | 1 | 1 | 1 | 1 | 1 | 1 | 1 | 1 | 1 | 100 |
| 5326 | 1 | 1 | 1 | 1 | 1 | 1 | 1 | 1 | 1 | 1 | 100 |
| 5327 | 1 | 1 | 1 | 1 | 1 | 1 | 1 | 1 | 1 | 1 | 100 |
| 5328 | 1 | 1 | 1 | 1 | 1 | 1 | 1 | 1 | 1 | 1 | 100 |
| 5329 | 1 | 1 | 1 | 1 | 1 | 1 | 1 | 1 | 1 | 1 | 100 |
| 5330 (FH) | 1 | 0 | 1 | 1 | 1 | 1 | 1 | 1 | 1 | 1 | 90 |
| 5331 | 0 | 0 | 0 | 0 | 0 | 0 | 0 | 0 | 0 | 0 | 0 |
| Radar Type 0-Detection Bandwidth (MHz) = (FH-FL) = (5330MHz-5290MHz)= | | | | | | | | | | | 40.000 |
| UNII Detection Bandwidth Min. Limit (MHz) = | | | | | | | | | | | 39.000 |
| **Test Result** | | | | | | | | | | | **Complied** |

| EUT Frequency=5510 MHz | | | | | | | | | | | |
|---|---|---|---|---|---|---|---|---|---|---|---|
| **Channel Bandwidth (MHz)** | **40** | | | | | | | | | | |
| **Radar Frequency (MHz)** | **DFS Detection Trials (1=Detection, 0= No Detection)** | | | | | | | | | | |
| | **1** | **2** | **3** | **4** | **5** | **6** | **7** | **8** | **9** | **10** | **Detection Rate (%)** |
| 5489 | 0 | 0 | 0 | 0 | 0 | 0 | 0 | 0 | 0 | 0 | 0 |
| 5490 (FL) | 1 | 1 | 1 | 1 | 1 | 1 | 1 | 1 | 1 | 0 | 90 |
| 5491 | 1 | 1 | 1 | 1 | 1 | 1 | 1 | 1 | 1 | 1 | 100 |
| 5492 | 1 | 1 | 1 | 1 | 1 | 1 | 1 | 1 | 1 | 1 | 100 |
| 5493 | 1 | 1 | 1 | 1 | 1 | 1 | 1 | 1 | 1 | 1 | 100 |
| 5494 | 1 | 1 | 1 | 1 | 1 | 1 | 1 | 1 | 1 | 1 | 100 |
| 5495 | 1 | 1 | 1 | 1 | 1 | 1 | 1 | 1 | 1 | 1 | 100 |
| 5500 | 1 | 1 | 1 | 1 | 1 | 1 | 1 | 1 | 1 | 1 | 100 |
| 5505 | 1 | 1 | 1 | 1 | 1 | 1 | 1 | 1 | 1 | 1 | 100 |
| 5510 | 1 | 1 | 1 | 1 | 1 | 1 | 1 | 1 | 1 | 1 | 100 |
| 5515 | 1 | 1 | 1 | 1 | 1 | 1 | 1 | 1 | 1 | 1 | 100 |
| 5520 | 1 | 1 | 1 | 1 | 1 | 1 | 1 | 1 | 1 | 1 | 100 |
| 5525 | 1 | 1 | 1 | 1 | 1 | 1 | 1 | 1 | 1 | 1 | 100 |
| 5526 | 1 | 1 | 1 | 1 | 1 | 1 | 1 | 1 | 1 | 1 | 100 |
| 5527 | 1 | 1 | 1 | 1 | 1 | 1 | 1 | 1 | 1 | 1 | 100 |
| 5528 | 1 | 1 | 1 | 1 | 1 | 1 | 1 | 1 | 1 | 1 | 100 |
| 5529 | 1 | 1 | 1 | 1 | 1 | 1 | 1 | 1 | 1 | 0 | 90 |
| 5530 (FH) | 1 | 1 | 1 | 1 | 1 | 1 | 1 | 1 | 0 | 1 | 90 |
| 5531 | 0 | 0 | 0 | 0 | 0 | 0 | 0 | 0 | 0 | 0 | 0 |
| Radar Type 0-Detection Bandwidth (MHz) = (FH-FL) = (5530MHz-5490MHz)= | | | | | | | | | | | 40.000 |
| UNII Detection Bandwidth Min. Limit (MHz) = | | | | | | | | | | | 39.000 |
| **Test Result** | | | | | | | | | | | **Complied** |

| EUT Frequency=5290 MHz | | | | | | | | | | | |
|---|---|---|---|---|---|---|---|---|---|---|---|
| **Channel Bandwidth (MHz)** | **80** | | | | | | | | | | |
| **Radar Frequency (MHz)** | **DFS Detection Trials (1=Detection, 0= No Detection)** | | | | | | | | | | |
| | **1** | **2** | **3** | **4** | **5** | **6** | **7** | **8** | **9** | **10** | **Detection Rate (%)** |
| 5249 | 0 | 0 | 0 | 0 | 0 | 0 | 0 | 0 | 0 | 0 | 0 |
| 5250 (FL) | 1 | 1 | 1 | 1 | 1 | 1 | 0 | 1 | 1 | 1 | 90 |
| 5251 | 1 | 1 | 1 | 1 | 1 | 1 | 1 | 1 | 1 | 1 | 100 |
| 5252 | 1 | 1 | 1 | 1 | 1 | 1 | 1 | 1 | 1 | 1 | 100 |
| 5253 | 1 | 1 | 1 | 1 | 1 | 1 | 1 | 1 | 1 | 1 | 100 |
| 5254 | 1 | 1 | 1 | 1 | 1 | 1 | 1 | 1 | 1 | 1 | 100 |
| 5255 | 1 | 1 | 1 | 1 | 1 | 1 | 1 | 1 | 1 | 1 | 100 |
| 5260 | 1 | 1 | 1 | 1 | 1 | 1 | 1 | 1 | 1 | 1 | 100 |
| 5265 | 1 | 1 | 1 | 1 | 1 | 1 | 1 | 1 | 1 | 1 | 100 |
| 5270 | 1 | 1 | 1 | 1 | 1 | 1 | 1 | 1 | 1 | 1 | 100 |
| 5275 | 1 | 1 | 1 | 1 | 1 | 1 | 1 | 1 | 1 | 1 | 100 |
| 5280 | 1 | 1 | 1 | 1 | 1 | 1 | 1 | 1 | 1 | 1 | 100 |
| 5285 | 1 | 1 | 1 | 1 | 1 | 1 | 1 | 1 | 1 | 1 | 100 |
| 5290 | 1 | 1 | 1 | 1 | 1 | 1 | 1 | 1 | 1 | 1 | 100 |
| 5295 | 1 | 1 | 1 | 1 | 1 | 1 | 1 | 1 | 1 | 1 | 100 |
| 5300 | 1 | 1 | 1 | 1 | 1 | 1 | 1 | 1 | 1 | 1 | 100 |
| 5305 | 1 | 1 | 1 | 1 | 1 | 1 | 1 | 1 | 1 | 1 | 100 |
| 5310 | 1 | 1 | 1 | 1 | 1 | 1 | 1 | 1 | 1 | 1 | 100 |
| 5315 | 1 | 1 | 1 | 1 | 1 | 1 | 1 | 1 | 1 | 1 | 100 |
| 5320 | 1 | 1 | 1 | 1 | 1 | 1 | 1 | 1 | 1 | 1 | 100 |
| 5325 | 1 | 1 | 1 | 1 | 1 | 1 | 1 | 1 | 1 | 1 | 100 |
| 5326 | 1 | 1 | 1 | 1 | 1 | 1 | 1 | 1 | 1 | 1 | 100 |
| 5327 | 1 | 1 | 1 | 1 | 1 | 1 | 1 | 1 | 1 | 1 | 100 |
| 5328 | 1 | 1 | 1 | 1 | 1 | 1 | 1 | 1 | 1 | 1 | 100 |
| 5329 | 1 | 1 | 1 | 1 | 1 | 1 | 1 | 1 | 1 | 1 | 100 |
| 5330 (FH) | 1 | 1 | 1 | 1 | 1 | 1 | 0 | 1 | 1 | 1 | 90 |
| 5330 | 0 | 0 | 0 | 0 | 0 | 0 | 0 | 0 | 0 | 0 | 0 |
| Radar Type 0-Detection Bandwidth (MHz) = (FH-FL) = (5330MHz-5250MHz)= | | | | | | | | | | | 80.000 |
| UNII Detection Bandwidth Min. Limit (MHz) = | | | | | | | | | | | 79.000 |
| **Test Result** | | | | | | | | | | | **Complied** |

| EUT Frequency=5530 MHz | | | | | | | | | | | |
|---|---|---|---|---|---|---|---|---|---|---|---|
| **Channel Bandwidth (MHz)** | **80** | | | | | | | | | | |
| **Radar Frequency (MHz)** | **DFS Detection Trials (1=Detection, 0= No Detection)** | | | | | | | | | | |
| | **1** | **2** | **3** | **4** | **5** | **6** | **7** | **8** | **9** | **10** | **Detection Rate (%)** |
| 5490 | 0 | 0 | 0 | 0 | 0 | 0 | 0 | 0 | 0 | 0 | 0 |
| 5490 (FL) | 1 | 1 | 1 | 0 | 1 | 1 | 1 | 1 | 1 | 1 | 90 |
| 5491 | 1 | 1 | 1 | 1 | 1 | 1 | 1 | 1 | 1 | 1 | 100 |
| 5492 | 1 | 1 | 1 | 1 | 1 | 1 | 1 | 1 | 1 | 1 | 100 |
| 5493 | 1 | 1 | 1 | 1 | 1 | 1 | 1 | 1 | 1 | 1 | 100 |
| 5494 | 1 | 1 | 1 | 1 | 1 | 1 | 1 | 1 | 1 | 1 | 100 |
| 5495 | 1 | 1 | 1 | 1 | 1 | 1 | 1 | 1 | 1 | 1 | 100 |
| 5500 | 1 | 1 | 1 | 1 | 1 | 1 | 1 | 1 | 1 | 1 | 100 |
| 5505 | 1 | 1 | 1 | 1 | 1 | 1 | 1 | 1 | 1 | 1 | 100 |
| 5510 | 1 | 1 | 1 | 1 | 1 | 1 | 1 | 1 | 1 | 1 | 100 |
| 5515 | 1 | 1 | 1 | 1 | 1 | 1 | 1 | 1 | 1 | 1 | 100 |
| 5520 | 1 | 1 | 1 | 1 | 1 | 1 | 1 | 1 | 1 | 1 | 100 |
| 5525 | 1 | 1 | 1 | 1 | 1 | 1 | 1 | 1 | 1 | 1 | 100 |
| 5530 | 1 | 1 | 1 | 1 | 1 | 1 | 1 | 1 | 1 | 1 | 100 |
| 5535 | 1 | 1 | 1 | 1 | 1 | 1 | 1 | 1 | 1 | 1 | 100 |
| 5540 | 1 | 1 | 1 | 1 | 1 | 1 | 1 | 1 | 1 | 1 | 100 |
| 5545 | 1 | 1 | 1 | 1 | 1 | 1 | 1 | 1 | 1 | 1 | 100 |
| 5550 | 1 | 1 | 1 | 1 | 1 | 1 | 1 | 1 | 1 | 1 | 100 |
| 5555 | 1 | 1 | 1 | 1 | 1 | 1 | 1 | 1 | 1 | 1 | 100 |
| 5560 | 1 | 1 | 1 | 1 | 1 | 1 | 1 | 1 | 1 | 1 | 100 |
| 5565 | 1 | 1 | 1 | 1 | 1 | 1 | 1 | 1 | 1 | 1 | 100 |
| 5566 | 1 | 1 | 1 | 1 | 1 | 1 | 1 | 1 | 1 | 1 | 100 |
| 5567 | 1 | 1 | 1 | 1 | 1 | 1 | 1 | 1 | 1 | 1 | 100 |
| 5568 | 1 | 1 | 1 | 1 | 1 | 1 | 1 | 1 | 1 | 1 | 100 |
| 5569 | 1 | 1 | 1 | 1 | 1 | 1 | 1 | 1 | 1 | 1 | 100 |
| 5570 (FH) | 1 | 1 | 1 | 1 | 1 | 1 | 0 | 1 | 1 | 1 | 90 |
| 5571 | 0 | 0 | 0 | 0 | 0 | 0 | 0 | 0 | 0 | 0 | 0 |
| Radar Type 0-Detection Bandwidth (MHz) = (FH-FL) = (5570MHz-5490MHz)= | | | | | | | | | | | 80.000 |
| UNII Detection Bandwidth Min. Limit (MHz) = | | | | | | | | | | | 79.000 |
| **Test Result** | | | | | | | | | | | **Complied** |

| EUT Frequency=5250 MHz | | | | | | | | | | | |
|---|---|---|---|---|---|---|---|---|---|---|---|
| **Channel Bandwidth (MHz)** | **160** | | | | | | | | | | |
| **Radar Frequency (MHz)** | **DFS Detection Trials (1=Detection, 0= No Detection)** | | | | | | | | | | |
| | **1** | **2** | **3** | **4** | **5** | **6** | **7** | **8** | **9** | **10** | **Detection Rate (%)** |
| 5249 | 0 | 0 | 0 | 0 | 0 | 0 | 0 | 0 | 0 | 0 | 0 |
| 5250 (FL) | 1 | 1 | 1 | 1 | 0 | 1 | 1 | 1 | 1 | 1 | 90 |
| 5251 | 1 | 1 | 1 | 1 | 1 | 1 | 1 | 1 | 1 | 1 | 100 |
| 5252 | 1 | 1 | 1 | 1 | 1 | 1 | 1 | 1 | 1 | 1 | 100 |
| 5253 | 1 | 1 | 1 | 1 | 1 | 1 | 1 | 1 | 1 | 1 | 100 |
| 5254 | 1 | 1 | 1 | 1 | 1 | 1 | 1 | 1 | 1 | 1 | 100 |
| 5255 | 1 | 1 | 1 | 1 | 1 | 1 | 1 | 1 | 1 | 1 | 100 |
| 5260 | 1 | 1 | 1 | 1 | 1 | 1 | 1 | 1 | 1 | 1 | 100 |
| 5265 | 1 | 1 | 1 | 1 | 1 | 1 | 1 | 1 | 1 | 1 | 100 |
| 5270 | 1 | 1 | 1 | 1 | 1 | 1 | 1 | 1 | 1 | 1 | 100 |
| 5275 | 1 | 1 | 1 | 1 | 1 | 1 | 1 | 1 | 1 | 1 | 100 |
| 5280 | 1 | 1 | 1 | 1 | 1 | 1 | 1 | 1 | 1 | 1 | 100 |
| 5285 | 1 | 1 | 1 | 1 | 1 | 1 | 1 | 1 | 1 | 1 | 100 |
| 5290 | 1 | 1 | 1 | 1 | 1 | 1 | 1 | 1 | 1 | 1 | 100 |
| 5295 | 1 | 1 | 1 | 1 | 1 | 1 | 1 | 1 | 1 | 1 | 100 |
| 5300 | 1 | 1 | 1 | 1 | 1 | 1 | 1 | 1 | 1 | 1 | 100 |
| 5305 | 1 | 1 | 1 | 1 | 1 | 1 | 1 | 1 | 1 | 1 | 100 |
| 5310 | 1 | 1 | 1 | 1 | 1 | 1 | 1 | 1 | 1 | 1 | 100 |
| 5315 | 1 | 1 | 1 | 1 | 1 | 1 | 1 | 1 | 1 | 1 | 100 |
| 5320 | 1 | 1 | 1 | 1 | 1 | 1 | 1 | 1 | 1 | 1 | 100 |
| 5325 | 1 | 1 | 1 | 1 | 1 | 1 | 1 | 1 | 1 | 1 | 100 |
| 5326 | 1 | 1 | 1 | 1 | 1 | 1 | 1 | 1 | 1 | 1 | 100 |
| 5327 | 1 | 1 | 1 | 1 | 1 | 1 | 1 | 1 | 1 | 1 | 100 |
| 5328 | 1 | 1 | 1 | 1 | 1 | 1 | 1 | 1 | 1 | 1 | 100 |
| 5329 | 1 | 1 | 1 | 1 | 1 | 1 | 1 | 1 | 1 | 1 | 100 |
| 5330 (FH) | 1 | 1 | 1 | 1 | 1 | 1 | 0 | 1 | 1 | 1 | 90 |
| 5531 | 0 | 0 | 0 | 0 | 0 | 0 | 0 | 0 | 0 | 0 | 0 |
| Radar Type 0-Detection Bandwidth (MHz) = (FH-FL) = (5330MHz-5250MHz)= | | | | | | | | | | | 80.000 |
| UNII Detection Bandwidth Min. Limit (MHz) = | | | | | | | | | | | 79.000 |
| **Test Result** | | | | | | | | | | | **Complied** |

| EUT Frequency=5570 MHz | | | | | | | | | | | |
|---|---|---|---|---|---|---|---|---|---|---|---|
| **Channel Bandwidth (MHz)** | **160** | | | | | | | | | | |
| **Radar Frequency (MHz)** | **DFS Detection Trials (1=Detection, 0= No Detection)** | | | | | | | | | | |
| | **1** | **2** | **3** | **4** | **5** | **6** | **7** | **8** | **9** | **10** | **Detection Rate (%)** |
| 5489 | 0 | 0 | 0 | 0 | 0 | 0 | 0 | 0 | 0 | 0 | 0 |
| 5490 (FL) | 1 | 1 | 1 | 1 | 1 | 0 | 1 | 1 | 1 | 1 | 90 |
| 5491 | 1 | 1 | 1 | 1 | 1 | 1 | 1 | 1 | 1 | 1 | 100 |
| 5492 | 1 | 1 | 1 | 1 | 1 | 1 | 1 | 1 | 1 | 1 | 100 |
| 5493 | 1 | 1 | 1 | 1 | 1 | 1 | 1 | 1 | 1 | 1 | 100 |
| 5494 | 1 | 1 | 1 | 1 | 1 | 1 | 1 | 1 | 1 | 1 | 100 |
| 5495 | 1 | 1 | 1 | 1 | 1 | 1 | 1 | 1 | 1 | 1 | 100 |
| 5500 | 1 | 1 | 1 | 1 | 1 | 1 | 1 | 1 | 1 | 1 | 100 |
| 5505 | 1 | 1 | 1 | 1 | 1 | 1 | 1 | 1 | 1 | 1 | 100 |
| 5510 | 1 | 1 | 1 | 1 | 1 | 1 | 1 | 1 | 1 | 1 | 100 |
| 5515 | 1 | 1 | 1 | 1 | 1 | 1 | 1 | 1 | 1 | 1 | 100 |
| 5520 | 1 | 1 | 1 | 1 | 1 | 1 | 1 | 1 | 1 | 1 | 100 |
| 5525 | 1 | 1 | 1 | 1 | 1 | 1 | 1 | 1 | 1 | 1 | 100 |
| 5530 | 1 | 1 | 1 | 1 | 1 | 1 | 1 | 1 | 1 | 1 | 100 |
| 5535 | 1 | 1 | 1 | 1 | 1 | 1 | 1 | 1 | 1 | 1 | 100 |
| 5540 | 1 | 1 | 1 | 1 | 1 | 1 | 1 | 1 | 1 | 1 | 100 |
| 5545 | 1 | 1 | 1 | 1 | 1 | 1 | 1 | 1 | 1 | 1 | 100 |
| 5550 | 1 | 1 | 1 | 1 | 1 | 1 | 1 | 1 | 1 | 1 | 100 |
| 5555 | 1 | 1 | 1 | 1 | 1 | 1 | 1 | 1 | 1 | 1 | 100 |
| 5560 | 1 | 1 | 1 | 1 | 1 | 1 | 1 | 1 | 1 | 1 | 100 |
| 5565 | 1 | 1 | 1 | 1 | 1 | 1 | 1 | 1 | 1 | 1 | 100 |
| 5570 | 1 | 1 | 1 | 1 | 1 | 1 | 1 | 1 | 1 | 1 | 100 |
| 5575 | 1 | 1 | 1 | 1 | 1 | 1 | 1 | 1 | 1 | 1 | 100 |
| 5580 | 1 | 1 | 1 | 1 | 1 | 1 | 1 | 1 | 1 | 1 | 100 |
| 5585 | 1 | 1 | 1 | 1 | 1 | 1 | 1 | 1 | 1 | 1 | 100 |
| 5590 | 1 | 1 | 1 | 1 | 1 | 1 | 1 | 1 | 1 | 1 | 100 |
| 5595 | 1 | 1 | 1 | 1 | 1 | 1 | 1 | 1 | 1 | 1 | 100 |
| 5600 | 1 | 1 | 1 | 1 | 1 | 1 | 1 | 1 | 1 | 1 | 100 |
| 5605 | 1 | 1 | 1 | 1 | 1 | 1 | 1 | 1 | 1 | 1 | 100 |
| 5610 | 1 | 1 | 1 | 1 | 1 | 1 | 1 | 1 | 1 | 1 | 100 |
| 5615 | 1 | 1 | 1 | 1 | 1 | 1 | 1 | 1 | 1 | 1 | 100 |
| 5620 | 1 | 1 | 1 | 1 | 1 | 1 | 1 | 1 | 1 | 1 | 100 |
| 5625 | 1 | 1 | 1 | 1 | 1 | 1 | 1 | 1 | 1 | 1 | 100 |
| 5630 | 1 | 1 | 1 | 1 | 1 | 1 | 1 | 1 | 1 | 1 | 100 |
| 5635 | 1 | 1 | 1 | 1 | 1 | 1 | 1 | 1 | 1 | 1 | 100 |
| 5640 | 1 | 1 | 1 | 1 | 1 | 1 | 1 | 1 | 1 | 1 | 100 |
| 5645 | 1 | 1 | 1 | 1 | 1 | 1 | 1 | 1 | 1 | 1 | 100 |
| 5646 | 1 | 1 | 1 | 1 | 1 | 1 | 1 | 1 | 1 | 1 | 100 |
| 5647 | 1 | 1 | 1 | 1 | 1 | 1 | 1 | 1 | 1 | 1 | 100 |
| 5648 | 1 | 1 | 1 | 1 | 1 | 1 | 1 | 1 | 1 | 1 | 100 |
| 5649 | 1 | 1 | 1 | 1 | 1 | 1 | 1 | 1 | 1 | 1 | 100 |
| 5650 (FH) | 1 | 1 | 1 | 1 | 0 | 1 | 1 | 1 | 1 | 1 | 90 |
| 5651 | 0 | 0 | 0 | 0 | 0 | 0 | 0 | 0 | 0 | 0 | 0 |
| Radar Type 0-Detection Bandwidth (MHz) = (FH-FL) = (5650MHz-5490MHz)= | | | | | | | | | | | 160.000 |
| UNII Detection Bandwidth Min. Limit (MHz) = | | | | | | | | | | | 159.000 |
| **Test Result** | | | | | | | | | | | **Complied** |

**Test mode: Mode 5**

| EUT Frequency=5500 MHz | | | | | | | | | | | |
|---|---|---|---|---|---|---|---|---|---|---|---|
| **Channel Bandwidth (MHz)** | **20** | | | | | | | | | | |
| **Radar Frequency (MHz)** | **DFS Detection Trials (1=Detection, 0= No Detection)** | | | | | | | | | | |
| | **1** | **2** | **3** | **4** | **5** | **6** | **7** | **8** | **9** | **10** | **Detection Rate (%)** |
| 5489 | 0 | 0 | 0 | 0 | 0 | 0 | 0 | 0 | 0 | 0 | 0 |
| 5490 (FL) | 1 | 1 | 0 | 1 | 1 | 1 | 1 | 1 | 1 | 1 | 90 |
| 5491 | 1 | 1 | 1 | 1 | 1 | 1 | 1 | 1 | 1 | 1 | 100 |
| 5492 | 1 | 1 | 1 | 1 | 1 | 1 | 1 | 1 | 1 | 1 | 100 |
| 5493 | 1 | 1 | 1 | 1 | 1 | 1 | 1 | 1 | 1 | 1 | 100 |
| 5494 | 1 | 1 | 1 | 1 | 1 | 1 | 1 | 1 | 1 | 1 | 100 |
| 5495 | 1 | 1 | 1 | 1 | 1 | 1 | 1 | 1 | 1 | 1 | 100 |
| 5500 | 1 | 1 | 1 | 1 | 1 | 1 | 1 | 1 | 1 | 1 | 100 |
| 5505 | 1 | 1 | 1 | 1 | 1 | 1 | 1 | 1 | 1 | 1 | 100 |
| 5506 | 1 | 1 | 1 | 1 | 1 | 1 | 1 | 1 | 1 | 1 | 100 |
| 5507 | 1 | 1 | 1 | 1 | 1 | 1 | 1 | 1 | 1 | 1 | 100 |
| 5508 | 1 | 1 | 1 | 1 | 1 | 1 | 1 | 1 | 1 | 1 | 100 |
| 5509 | 1 | 1 | 1 | 1 | 1 | 1 | 1 | 1 | 1 | 1 | 100 |
| 5510 (FH) | 1 | 1 | 1 | 0 | 1 | 1 | 1 | 1 | 1 | 1 | 90 |
| 5511 | 0 | 0 | 0 | 0 | 0 | 0 | 0 | 0 | 0 | 0 | 0 |
| Radar Type 0-Detection Bandwidth (MHz) = (FH-FL) = (5510MHz-5490MHz)= | | | | | | | | | | | 20.000 |
| UNII Detection Bandwidth Min. Limit (MHz) = | | | | | | | | | | | 19.000 |
| **Test Result** | | | | | | | | | | | **Complied** |

| EUT Frequency=5510 MHz | | | | | | | | | | | |
|---|---|---|---|---|---|---|---|---|---|---|---|
| **Channel Bandwidth (MHz)** | **40** | | | | | | | | | | |
| **Radar Frequency (MHz)** | **DFS Detection Trials (1=Detection, 0= No Detection)** | | | | | | | | | | |
| | **1** | **2** | **3** | **4** | **5** | **6** | **7** | **8** | **9** | **10** | **Detection Rate (%)** |
| 5489 | 0 | 0 | 0 | 0 | 0 | 0 | 0 | 0 | 0 | 0 | 0 |
| 5490 (FL) | 1 | 1 | 1 | 1 | 1 | 1 | 1 | 1 | 1 | 1 | 100 |
| 5491 | 1 | 1 | 1 | 1 | 1 | 1 | 1 | 1 | 1 | 1 | 100 |
| 5492 | 1 | 1 | 1 | 1 | 1 | 1 | 1 | 1 | 1 | 1 | 100 |
| 5493 | 1 | 1 | 1 | 1 | 1 | 1 | 1 | 1 | 1 | 1 | 100 |
| 5494 | 1 | 1 | 1 | 1 | 1 | 1 | 1 | 1 | 1 | 1 | 100 |
| 5495 | 1 | 1 | 1 | 1 | 1 | 1 | 1 | 1 | 1 | 1 | 100 |
| 5500 | 1 | 1 | 1 | 1 | 1 | 1 | 1 | 1 | 1 | 1 | 100 |
| 5505 | 1 | 1 | 1 | 1 | 1 | 1 | 1 | 1 | 1 | 1 | 100 |
| 5510 | 1 | 1 | 1 | 1 | 1 | 1 | 1 | 1 | 1 | 1 | 100 |
| 5515 | 1 | 1 | 1 | 1 | 1 | 1 | 1 | 1 | 1 | 1 | 100 |
| 5520 | 1 | 1 | 1 | 1 | 1 | 1 | 1 | 1 | 1 | 1 | 100 |
| 5525 | 1 | 1 | 1 | 1 | 1 | 1 | 1 | 1 | 1 | 1 | 100 |
| 5526 | 1 | 1 | 1 | 1 | 1 | 1 | 1 | 1 | 1 | 1 | 100 |
| 5527 | 1 | 1 | 1 | 1 | 1 | 1 | 1 | 1 | 1 | 1 | 100 |
| 5528 | 1 | 1 | 1 | 1 | 1 | 1 | 1 | 1 | 1 | 1 | 100 |
| 5529 | 1 | 1 | 1 | 1 | 1 | 1 | 1 | 1 | 1 | 1 | 100 |
| 5530 (FH) | 1 | 1 | 1 | 1 | 1 | 1 | 1 | 1 | 1 | 0 | 90 |
| 5531 | 0 | 0 | 0 | 0 | 0 | 0 | 0 | 0 | 0 | 0 | 0 |
| Radar Type 0-Detection Bandwidth (MHz) = (FH-FL) = (5530MHz-5490MHz)= | | | | | | | | | | | 40.000 |
| UNII Detection Bandwidth Min. Limit (MHz) = | | | | | | | | | | | 39.000 |
| **Test Result** | | | | | | | | | | | **Complied** |

| EUT Frequency=5530 MHz | | | | | | | | | | | |
|---|---|---|---|---|---|---|---|---|---|---|---|
| **Channel Bandwidth (MHz)** | **80** | | | | | | | | | | |
| **Radar Frequency (MHz)** | **DFS Detection Trials (1=Detection, 0= No Detection)** | | | | | | | | | | |
| | **1** | **2** | **3** | **4** | **5** | **6** | **7** | **8** | **9** | **10** | **Detection Rate (%)** |
| 5490 | 0 | 0 | 0 | 0 | 0 | 0 | 0 | 0 | 0 | 0 | 0 |
| 5491 (FL) | 1 | 1 | 1 | 1 | 1 | 1 | 1 | 1 | 0 | 1 | 90 |
| 5492 | 1 | 1 | 1 | 1 | 1 | 1 | 1 | 1 | 1 | 1 | 100 |
| 5493 | 1 | 1 | 1 | 1 | 1 | 1 | 1 | 1 | 1 | 1 | 100 |
| 5494 | 1 | 1 | 1 | 1 | 1 | 1 | 1 | 1 | 1 | 1 | 100 |
| 5495 | 1 | 1 | 1 | 1 | 1 | 1 | 1 | 1 | 1 | 1 | 100 |
| 5500 | 1 | 1 | 1 | 1 | 1 | 1 | 1 | 1 | 1 | 1 | 100 |
| 5505 | 1 | 1 | 1 | 1 | 1 | 1 | 1 | 1 | 1 | 1 | 100 |
| 5510 | 1 | 1 | 1 | 1 | 1 | 1 | 1 | 1 | 1 | 1 | 100 |
| 5515 | 1 | 1 | 1 | 1 | 1 | 1 | 1 | 1 | 1 | 1 | 100 |
| 5520 | 1 | 1 | 1 | 1 | 1 | 1 | 1 | 1 | 1 | 1 | 100 |
| 5525 | 1 | 1 | 1 | 1 | 1 | 1 | 1 | 1 | 1 | 1 | 100 |
| 5530 | 1 | 1 | 1 | 1 | 1 | 1 | 1 | 1 | 1 | 1 | 100 |
| 5535 | 1 | 1 | 1 | 1 | 1 | 1 | 1 | 1 | 1 | 1 | 100 |
| 5540 | 1 | 1 | 1 | 1 | 1 | 1 | 1 | 1 | 1 | 1 | 100 |
| 5545 | 1 | 1 | 1 | 1 | 1 | 1 | 1 | 1 | 1 | 1 | 100 |
| 5550 | 1 | 1 | 1 | 1 | 1 | 1 | 1 | 1 | 1 | 1 | 100 |
| 5555 | 1 | 1 | 1 | 1 | 1 | 1 | 1 | 1 | 1 | 1 | 100 |
| 5560 | 1 | 1 | 1 | 1 | 1 | 1 | 1 | 1 | 1 | 1 | 100 |
| 5565 | 1 | 1 | 1 | 1 | 1 | 1 | 1 | 1 | 1 | 1 | 100 |
| 5566 | 1 | 1 | 1 | 1 | 1 | 1 | 1 | 1 | 1 | 1 | 100 |
| 5567 | 1 | 1 | 1 | 1 | 1 | 1 | 1 | 1 | 1 | 1 | 100 |
| 5568 | 1 | 1 | 1 | 1 | 1 | 1 | 1 | 1 | 1 | 1 | 100 |
| 5569 (FH) | 1 | 0 | 1 | 1 | 1 | 1 | 1 | 1 | 1 | 1 | 90 |
| 5570 | 0 | 0 | 0 | 0 | 0 | 0 | 0 | 0 | 0 | 0 | 0 |
| Radar Type 0-Detection Bandwidth (MHz) = (FH-FL) = (5569MHz-5491MHz)= | | | | | | | | | | | 78.000 |
| UNII Detection Bandwidth Min. Limit (MHz) = | | | | | | | | | | | 78.000 |
| **Test Result** | | | | | | | | | | | **Complied** |

| EUT Frequency=5570 MHz | | | | | | | | | | | |
|---|---|---|---|---|---|---|---|---|---|---|---|
| **Channel Bandwidth (MHz)** | **160** | | | | | | | | | | |
| **Radar Frequency (MHz)** | **DFS Detection Trials (1=Detection, 0= No Detection)** | | | | | | | | | | |
| | **1** | **2** | **3** | **4** | **5** | **6** | **7** | **8** | **9** | **10** | **Detection Rate (%)** |
| 5489 | 0 | 0 | 0 | 0 | 0 | 0 | 0 | 0 | 0 | 0 | 0 |
| 5490 (FL) | 1 | 1 | 1 | 1 | 1 | 1 | 1 | 0 | 1 | 1 | 90 |
| 5491 | 1 | 1 | 1 | 1 | 1 | 1 | 1 | 1 | 1 | 1 | 100 |
| 5492 | 1 | 1 | 1 | 1 | 1 | 1 | 1 | 1 | 1 | 1 | 100 |
| 5493 | 1 | 1 | 1 | 1 | 1 | 1 | 1 | 1 | 1 | 1 | 100 |
| 5494 | 1 | 1 | 1 | 1 | 1 | 1 | 1 | 1 | 1 | 1 | 100 |
| 5495 | 1 | 1 | 1 | 1 | 1 | 1 | 1 | 1 | 1 | 1 | 100 |
| 5500 | 1 | 1 | 1 | 1 | 1 | 1 | 1 | 1 | 1 | 1 | 100 |
| 5505 | 1 | 1 | 1 | 1 | 1 | 1 | 1 | 1 | 1 | 1 | 100 |
| 5510 | 1 | 1 | 1 | 1 | 1 | 1 | 1 | 1 | 1 | 1 | 100 |
| 5515 | 1 | 1 | 1 | 1 | 1 | 1 | 1 | 1 | 1 | 1 | 100 |
| 5520 | 1 | 1 | 1 | 1 | 1 | 1 | 1 | 1 | 1 | 1 | 100 |
| 5525 | 1 | 1 | 1 | 1 | 1 | 1 | 1 | 1 | 1 | 1 | 100 |
| 5530 | 1 | 1 | 1 | 1 | 1 | 1 | 1 | 1 | 1 | 1 | 100 |
| 5535 | 1 | 1 | 1 | 1 | 1 | 1 | 1 | 1 | 1 | 1 | 100 |
| 5540 | 1 | 1 | 1 | 1 | 1 | 1 | 1 | 1 | 1 | 1 | 100 |
| 5545 | 1 | 1 | 1 | 1 | 1 | 1 | 1 | 1 | 1 | 1 | 100 |
| 5550 | 1 | 1 | 1 | 1 | 1 | 1 | 1 | 1 | 1 | 1 | 100 |
| 5555 | 1 | 1 | 1 | 1 | 1 | 1 | 1 | 1 | 1 | 1 | 100 |
| 5560 | 1 | 1 | 1 | 1 | 1 | 1 | 1 | 1 | 1 | 1 | 100 |
| 5565 | 1 | 1 | 1 | 1 | 1 | 1 | 1 | 1 | 1 | 1 | 100 |
| 5570 | 1 | 1 | 1 | 1 | 1 | 1 | 1 | 1 | 1 | 1 | 100 |
| 5575 | 1 | 1 | 1 | 1 | 1 | 1 | 1 | 1 | 1 | 1 | 100 |
| 5580 | 1 | 1 | 1 | 1 | 1 | 1 | 1 | 1 | 1 | 1 | 100 |
| 5585 | 1 | 1 | 1 | 1 | 1 | 1 | 1 | 1 | 1 | 1 | 100 |
| 5590 | 1 | 1 | 1 | 1 | 1 | 1 | 1 | 1 | 1 | 1 | 100 |
| 5595 | 1 | 1 | 1 | 1 | 1 | 1 | 1 | 1 | 1 | 1 | 100 |
| 5600 | 1 | 1 | 1 | 1 | 1 | 1 | 1 | 1 | 1 | 1 | 100 |
| 5605 | 1 | 1 | 1 | 1 | 1 | 1 | 1 | 1 | 1 | 1 | 100 |
| 5610 | 1 | 1 | 1 | 1 | 1 | 1 | 1 | 1 | 1 | 1 | 100 |
| 5615 | 1 | 1 | 1 | 1 | 1 | 1 | 1 | 1 | 1 | 1 | 100 |
| 5620 | 1 | 1 | 1 | 1 | 1 | 1 | 1 | 1 | 1 | 1 | 100 |
| 5625 | 1 | 1 | 1 | 1 | 1 | 1 | 1 | 1 | 1 | 1 | 100 |
| 5630 | 1 | 1 | 1 | 1 | 1 | 1 | 1 | 1 | 1 | 1 | 100 |
| 5635 | 1 | 1 | 1 | 1 | 1 | 1 | 1 | 1 | 1 | 1 | 100 |
| 5640 | 1 | 1 | 1 | 1 | 1 | 1 | 1 | 1 | 1 | 1 | 100 |
| 5645 | 1 | 1 | 1 | 1 | 1 | 1 | 1 | 1 | 1 | 1 | 100 |
| 5646 | 1 | 1 | 1 | 1 | 1 | 1 | 1 | 1 | 1 | 1 | 100 |
| 5647 | 1 | 1 | 1 | 1 | 1 | 1 | 1 | 1 | 1 | 1 | 100 |
| 5648 | 1 | 1 | 1 | 1 | 1 | 1 | 1 | 1 | 1 | 1 | 100 |
| 5649 | 1 | 1 | 1 | 1 | 1 | 1 | 1 | 1 | 1 | 1 | 100 |
| 5650 (FH) | 0 | 1 | 1 | 1 | 1 | 1 | 1 | 1 | 1 | 1 | 90 |
| 5651 | 0 | 0 | 0 | 0 | 0 | 0 | 0 | 0 | 0 | 0 | 0 |
| Radar Type 0-Detection Bandwidth (MHz) = (FH-FL) = (5650MHz-5490MHz)= | | | | | | | | | | | 160.000 |
| UNII Detection Bandwidth Min. Limit (MHz) = | | | | | | | | | | | 155.000 |
| **Test Result** | | | | | | | | | | | **Complied** |

**Test mode: Mode 6**

| EUT Frequency=5500 MHz | | | | | | | | | | | |
|---|---|---|---|---|---|---|---|---|---|---|---|
| **Channel Bandwidth (MHz)** | **20** | | | | | | | | | | |
| **Radar Frequency (MHz)** | **DFS Detection Trials (1=Detection, 0= No Detection)** | | | | | | | | | | |
| | **1** | **2** | **3** | **4** | **5** | **6** | **7** | **8** | **9** | **10** | **Detection Rate (%)** |
| 5489 | 0 | 0 | 0 | 0 | 0 | 0 | 0 | 0 | 0 | 0 | 0 |
| 5490 (FL) | 0 | 1 | 1 | 1 | 1 | 1 | 1 | 1 | 1 | 1 | 90 |
| 5491 | 1 | 1 | 1 | 1 | 1 | 1 | 1 | 1 | 1 | 1 | 100 |
| 5492 | 1 | 1 | 1 | 1 | 1 | 1 | 1 | 1 | 1 | 1 | 100 |
| 5493 | 1 | 1 | 1 | 1 | 1 | 1 | 1 | 1 | 1 | 1 | 100 |
| 5494 | 1 | 1 | 1 | 1 | 1 | 1 | 1 | 1 | 1 | 1 | 100 |
| 5495 | 1 | 1 | 1 | 1 | 1 | 1 | 1 | 1 | 1 | 1 | 100 |
| 5500 | 1 | 1 | 1 | 1 | 1 | 1 | 1 | 1 | 1 | 1 | 100 |
| 5505 | 1 | 1 | 1 | 1 | 1 | 1 | 1 | 1 | 1 | 1 | 100 |
| 5506 | 1 | 1 | 1 | 1 | 1 | 1 | 1 | 1 | 1 | 1 | 100 |
| 5507 | 1 | 1 | 1 | 1 | 1 | 1 | 1 | 1 | 1 | 1 | 100 |
| 5508 | 1 | 1 | 1 | 1 | 1 | 1 | 1 | 1 | 1 | 1 | 100 |
| 5509 | 1 | 1 | 1 | 1 | 1 | 1 | 1 | 1 | 1 | 1 | 100 |
| 5510 (FH) | 1 | 1 | 1 | 1 | 1 | 1 | 1 | 0 | 1 | 1 | 90 |
| 5511 | 0 | 0 | 0 | 0 | 0 | 0 | 0 | 0 | 0 | 0 | 0 |
| Radar Type 0-Detection Bandwidth (MHz) = (FH-FL) = (5510MHz-5490MHz)= | | | | | | | | | | | 20.000 |
| UNII Detection Bandwidth Min. Limit (MHz) = | | | | | | | | | | | 20.000 |
| **Test Result** | | | | | | | | | | | **Complied** |

| EUT Frequency=5510 MHz | | | | | | | | | | | |
|---|---|---|---|---|---|---|---|---|---|---|---|
| **Channel Bandwidth (MHz)** | **40** | | | | | | | | | | |
| **Radar Frequency (MHz)** | **DFS Detection Trials (1=Detection, 0= No Detection)** | | | | | | | | | | |
| | **1** | **2** | **3** | **4** | **5** | **6** | **7** | **8** | **9** | **10** | **Detection Rate (%)** |
| 5489 | 0 | 0 | 0 | 0 | 0 | 0 | 0 | 0 | 0 | 0 | 0 |
| 5490 (FL) | 1 | 0 | 1 | 1 | 1 | 1 | 1 | 1 | 1 | 1 | 90 |
| 5491 | 1 | 1 | 1 | 1 | 1 | 1 | 1 | 1 | 1 | 1 | 100 |
| 5492 | 1 | 1 | 1 | 1 | 1 | 1 | 1 | 1 | 1 | 1 | 100 |
| 5493 | 1 | 1 | 1 | 1 | 1 | 1 | 1 | 1 | 1 | 1 | 100 |
| 5494 | 1 | 1 | 1 | 1 | 1 | 1 | 1 | 1 | 1 | 1 | 100 |
| 5495 | 1 | 1 | 1 | 1 | 1 | 1 | 1 | 1 | 1 | 1 | 100 |
| 5500 | 1 | 1 | 1 | 1 | 1 | 1 | 1 | 1 | 1 | 1 | 100 |
| 5505 | 1 | 1 | 1 | 1 | 1 | 1 | 1 | 1 | 1 | 1 | 100 |
| 5510 | 1 | 1 | 1 | 1 | 1 | 1 | 1 | 1 | 1 | 1 | 100 |
| 5515 | 1 | 1 | 1 | 1 | 1 | 1 | 1 | 1 | 1 | 1 | 100 |
| 5520 | 1 | 1 | 1 | 1 | 1 | 1 | 1 | 1 | 1 | 1 | 100 |
| 5525 | 1 | 1 | 1 | 1 | 1 | 1 | 1 | 1 | 1 | 1 | 100 |
| 5526 | 1 | 1 | 1 | 1 | 1 | 1 | 1 | 1 | 1 | 1 | 100 |
| 5527 | 1 | 1 | 1 | 1 | 1 | 1 | 1 | 1 | 1 | 1 | 100 |
| 5528 | 1 | 1 | 1 | 1 | 1 | 1 | 1 | 1 | 1 | 1 | 100 |
| 5529 | 1 | 1 | 1 | 1 | 1 | 1 | 1 | 1 | 1 | 1 | 100 |
| 5530 (FH) | 1 | 1 | 1 | 1 | 1 | 1 | 0 | 1 | 1 | 1 | 90 |
| 5531 | 0 | 0 | 0 | 0 | 0 | 0 | 0 | 0 | 0 | 0 | 0 |
| Radar Type 0-Detection Bandwidth (MHz) = (FH-FL) = (5530MHz-5490MHz)= | | | | | | | | | | | 40.000 |
| UNII Detection Bandwidth Min. Limit (MHz) = | | | | | | | | | | | 39.000 |
| **Test Result** | | | | | | | | | | | **Complied** |

| EUT Frequency=5530 MHz | | | | | | | | | | | |
|---|---|---|---|---|---|---|---|---|---|---|---|
| **Channel Bandwidth (MHz)** | **80** | | | | | | | | | | |
| **Radar Frequency (MHz)** | **DFS Detection Trials (1=Detection, 0= No Detection)** | | | | | | | | | | |
| | **1** | **2** | **3** | **4** | **5** | **6** | **7** | **8** | **9** | **10** | **Detection Rate (%)** |
| 5489 | 0 | 0 | 0 | 0 | 0 | 0 | 0 | 0 | 0 | 0 | 0 |
| 5490 (FL) | 1 | 1 | 0 | 1 | 1 | 1 | 1 | 1 | 1 | 1 | 90 |
| 5491 | 1 | 1 | 1 | 1 | 1 | 1 | 1 | 1 | 1 | 1 | 100 |
| 5492 | 1 | 1 | 1 | 1 | 1 | 1 | 1 | 1 | 1 | 1 | 100 |
| 5493 | 1 | 1 | 1 | 1 | 1 | 1 | 1 | 1 | 1 | 1 | 100 |
| 5494 | 1 | 1 | 1 | 1 | 1 | 1 | 1 | 1 | 1 | 1 | 100 |
| 5495 | 1 | 1 | 1 | 1 | 1 | 1 | 1 | 1 | 1 | 1 | 100 |
| 5500 | 1 | 1 | 1 | 1 | 1 | 1 | 1 | 1 | 1 | 1 | 100 |
| 5505 | 1 | 1 | 1 | 1 | 1 | 1 | 1 | 1 | 1 | 1 | 100 |
| 5510 | 1 | 1 | 1 | 1 | 1 | 1 | 1 | 1 | 1 | 1 | 100 |
| 5515 | 1 | 1 | 1 | 1 | 1 | 1 | 1 | 1 | 1 | 1 | 100 |
| 5520 | 1 | 1 | 1 | 1 | 1 | 1 | 1 | 1 | 1 | 1 | 100 |
| 5525 | 1 | 1 | 1 | 1 | 1 | 1 | 1 | 1 | 1 | 1 | 100 |
| 5530 | 1 | 1 | 1 | 1 | 1 | 1 | 1 | 1 | 1 | 1 | 100 |
| 5535 | 1 | 1 | 1 | 1 | 1 | 1 | 1 | 1 | 1 | 1 | 100 |
| 5540 | 1 | 1 | 1 | 1 | 1 | 1 | 1 | 1 | 1 | 1 | 100 |
| 5545 | 1 | 1 | 1 | 1 | 1 | 1 | 1 | 1 | 1 | 1 | 100 |
| 5550 | 1 | 1 | 1 | 1 | 1 | 1 | 1 | 1 | 1 | 1 | 100 |
| 5555 | 1 | 1 | 1 | 1 | 1 | 1 | 1 | 1 | 1 | 1 | 100 |
| 5560 | 1 | 1 | 1 | 1 | 1 | 1 | 1 | 1 | 1 | 1 | 100 |
| 5565 | 1 | 1 | 1 | 1 | 1 | 1 | 1 | 1 | 1 | 1 | 100 |
| 5566 | 1 | 1 | 1 | 1 | 1 | 1 | 1 | 1 | 1 | 1 | 100 |
| 5567 | 1 | 1 | 1 | 1 | 1 | 1 | 1 | 1 | 1 | 1 | 100 |
| 5568 | 1 | 1 | 1 | 1 | 1 | 1 | 1 | 1 | 1 | 1 | 100 |
| 5569 | 1 | 1 | 1 | 1 | 1 | 1 | 1 | 1 | 1 | 1 | 100 |
| 5570 (FH) | 1 | 1 | 1 | 0 | 1 | 1 | 1 | 1 | 1 | 1 | 90 |
| 5571 | 0 | 0 | 0 | 0 | 0 | 0 | 0 | 0 | 0 | 0 | 0 |
| Radar Type 0-Detection Bandwidth (MHz) = (FH-FL) = (5570MHz-5490MHz)= | | | | | | | | | | | 80.000 |
| UNII Detection Bandwidth Min. Limit (MHz) = | | | | | | | | | | | 78.000 |
| **Test Result** | | | | | | | | | | | **Complied** |

| EUT Frequency=5570 MHz | | | | | | | | | | | |
|---|---|---|---|---|---|---|---|---|---|---|---|
| **Channel Bandwidth (MHz)** | **160** | | | | | | | | | | |
| **Radar Frequency (MHz)** | **DFS Detection Trials (1=Detection, 0= No Detection)** | | | | | | | | | | |
| | **1** | **2** | **3** | **4** | **5** | **6** | **7** | **8** | **9** | **10** | **Detection Rate (%)** |
| 5489 | 0 | 0 | 0 | 0 | 0 | 0 | 0 | 0 | 0 | 0 | 0 |
| 5490 (FL) | 1 | 1 | 1 | 1 | 1 | 1 | 0 | 1 | 1 | 1 | 90 |
| 5491 | 1 | 1 | 1 | 1 | 1 | 1 | 1 | 1 | 1 | 1 | 100 |
| 5492 | 1 | 1 | 1 | 1 | 1 | 1 | 1 | 1 | 1 | 1 | 100 |
| 5493 | 1 | 1 | 1 | 1 | 1 | 1 | 1 | 1 | 1 | 1 | 100 |
| 5494 | 1 | 1 | 1 | 1 | 1 | 1 | 1 | 1 | 1 | 1 | 100 |
| 5495 | 1 | 1 | 1 | 1 | 1 | 1 | 1 | 1 | 1 | 1 | 100 |
| 5500 | 1 | 1 | 1 | 1 | 1 | 1 | 1 | 1 | 1 | 1 | 100 |
| 5505 | 1 | 1 | 1 | 1 | 1 | 1 | 1 | 1 | 1 | 1 | 100 |
| 5510 | 1 | 1 | 1 | 1 | 1 | 1 | 1 | 1 | 1 | 1 | 100 |
| 5515 | 1 | 1 | 1 | 1 | 1 | 1 | 1 | 1 | 1 | 1 | 100 |
| 5520 | 1 | 1 | 1 | 1 | 1 | 1 | 1 | 1 | 1 | 1 | 100 |
| 5525 | 1 | 1 | 1 | 1 | 1 | 1 | 1 | 1 | 1 | 1 | 100 |
| 5530 | 1 | 1 | 1 | 1 | 1 | 1 | 1 | 1 | 1 | 1 | 100 |
| 5535 | 1 | 1 | 1 | 1 | 1 | 1 | 1 | 1 | 1 | 1 | 100 |
| 5540 | 1 | 1 | 1 | 1 | 1 | 1 | 1 | 1 | 1 | 1 | 100 |
| 5545 | 1 | 1 | 1 | 1 | 1 | 1 | 1 | 1 | 1 | 1 | 100 |
| 5550 | 1 | 1 | 1 | 1 | 1 | 1 | 1 | 1 | 1 | 1 | 100 |
| 5555 | 1 | 1 | 1 | 1 | 1 | 1 | 1 | 1 | 1 | 1 | 100 |
| 5560 | 1 | 1 | 1 | 1 | 1 | 1 | 1 | 1 | 1 | 1 | 100 |
| 5565 | 1 | 1 | 1 | 1 | 1 | 1 | 1 | 1 | 1 | 1 | 100 |
| 5570 | 1 | 1 | 1 | 1 | 1 | 1 | 1 | 1 | 1 | 1 | 100 |
| 5575 | 1 | 1 | 1 | 1 | 1 | 1 | 1 | 1 | 1 | 1 | 100 |
| 5580 | 1 | 1 | 1 | 1 | 1 | 1 | 1 | 1 | 1 | 1 | 100 |
| 5585 | 1 | 1 | 1 | 1 | 1 | 1 | 1 | 1 | 1 | 1 | 100 |
| 5590 | 1 | 1 | 1 | 1 | 1 | 1 | 1 | 1 | 1 | 1 | 100 |
| 5595 | 1 | 1 | 1 | 1 | 1 | 1 | 1 | 1 | 1 | 1 | 100 |
| 5600 | 1 | 1 | 1 | 1 | 1 | 1 | 1 | 1 | 1 | 1 | 100 |
| 5605 | 1 | 1 | 1 | 1 | 1 | 1 | 1 | 1 | 1 | 1 | 100 |
| 5610 | 1 | 1 | 1 | 1 | 1 | 1 | 1 | 1 | 1 | 1 | 100 |
| 5615 | 1 | 1 | 1 | 1 | 1 | 1 | 1 | 1 | 1 | 1 | 100 |
| 5620 | 1 | 1 | 1 | 1 | 1 | 1 | 1 | 1 | 1 | 1 | 100 |
| 5625 | 1 | 1 | 1 | 1 | 1 | 1 | 1 | 1 | 1 | 1 | 100 |
| 5630 | 1 | 1 | 1 | 1 | 1 | 1 | 1 | 1 | 1 | 1 | 100 |
| 5635 | 1 | 1 | 1 | 1 | 1 | 1 | 1 | 1 | 1 | 1 | 100 |
| 5640 | 1 | 1 | 1 | 1 | 1 | 1 | 1 | 1 | 1 | 1 | 100 |
| 5645 | 1 | 1 | 1 | 1 | 1 | 1 | 1 | 1 | 1 | 1 | 100 |
| 5646 | 1 | 1 | 1 | 1 | 1 | 1 | 1 | 1 | 1 | 1 | 100 |
| 5647 | 1 | 1 | 1 | 1 | 1 | 1 | 1 | 1 | 1 | 1 | 100 |
| 5648 | 1 | 1 | 1 | 1 | 1 | 1 | 1 | 1 | 1 | 1 | 100 |
| 5649 | 1 | 1 | 1 | 1 | 1 | 1 | 1 | 1 | 1 | 1 | 100 |
| 5650 (FH) | 1 | 1 | 1 | 1 | 1 | 1 | 0 | 1 | 1 | 1 | 90 |
| 5651 | 0 | 0 | 0 | 0 | 0 | 0 | 0 | 0 | 0 | 0 | 0 |
| Radar Type 0-Detection Bandwidth (MHz) = (FH-FL) = (5650MHz-5490MHz)= | | | | | | | | | | | 160.000 |
| UNII Detection Bandwidth Min. Limit (MHz) = | | | | | | | | | | | 158.000 |
| **Test Result** | | | | | | | | | | | **Complied** |

**Test mode: Mode 7**

| EUT Frequency=5500 MHz | | | | | | | | | | | |
|---|---|---|---|---|---|---|---|---|---|---|---|
| **Channel Bandwidth (MHz)** | **20** | | | | | | | | | | |
| **Radar Frequency (MHz)** | **DFS Detection Trials (1=Detection, 0= No Detection)** | | | | | | | | | | |
| | **1** | **2** | **3** | **4** | **5** | **6** | **7** | **8** | **9** | **10** | **Detection Rate (%)** |
| 5489 | 0 | 0 | 0 | 0 | 0 | 0 | 0 | 0 | 0 | 0 | 0 |
| 5490 (FL) | 1 | 1 | 1 | 1 | 1 | 1 | 1 | 1 | 0 | 1 | 90 |
| 5491 | 1 | 1 | 1 | 1 | 1 | 1 | 1 | 1 | 1 | 1 | 100 |
| 5492 | 1 | 1 | 1 | 1 | 1 | 1 | 1 | 1 | 1 | 1 | 100 |
| 5493 | 1 | 1 | 1 | 1 | 1 | 1 | 1 | 1 | 1 | 1 | 100 |
| 5494 | 1 | 1 | 1 | 1 | 1 | 1 | 1 | 1 | 1 | 1 | 100 |
| 5495 | 1 | 1 | 1 | 1 | 1 | 1 | 1 | 1 | 1 | 1 | 100 |
| 5500 | 1 | 1 | 1 | 1 | 1 | 1 | 1 | 1 | 1 | 1 | 100 |
| 5505 | 1 | 1 | 1 | 1 | 1 | 1 | 1 | 1 | 1 | 1 | 100 |
| 5506 | 1 | 1 | 1 | 1 | 1 | 1 | 1 | 1 | 1 | 1 | 100 |
| 5507 | 1 | 1 | 1 | 1 | 1 | 1 | 1 | 1 | 1 | 1 | 100 |
| 5508 | 1 | 1 | 1 | 1 | 1 | 1 | 1 | 1 | 1 | 1 | 100 |
| 5509 | 1 | 1 | 1 | 1 | 1 | 1 | 1 | 1 | 1 | 1 | 100 |
| 5510 (FH) | 1 | 1 | 1 | 0 | 1 | 1 | 1 | 1 | 1 | 1 | 90 |
| 5511 | 0 | 0 | 0 | 0 | 0 | 0 | 0 | 0 | 0 | 0 | 0 |
| Radar Type 0-Detection Bandwidth (MHz) = (FH-FL) = (5510MHz-5490MHz)= | | | | | | | | | | | 20.000 |
| UNII Detection Bandwidth Min. Limit (MHz) = | | | | | | | | | | | 19.000 |
| **Test Result** | | | | | | | | | | | **Complied** |

| EUT Frequency=5510 MHz | | | | | | | | | | | |
|---|---|---|---|---|---|---|---|---|---|---|---|
| **Channel Bandwidth (MHz)** | **40** | | | | | | | | | | |
| **Radar Frequency (MHz)** | **DFS Detection Trials (1=Detection, 0= No Detection)** | | | | | | | | | | |
| | **1** | **2** | **3** | **4** | **5** | **6** | **7** | **8** | **9** | **10** | **Detection Rate (%)** |
| 5489 | 0 | 0 | 0 | 0 | 0 | 0 | 0 | 0 | 0 | 0 | 0 |
| 5490 (FL) | 1 | 1 | 1 | 1 | 0 | 1 | 1 | 1 | 1 | 1 | 90 |
| 5491 | 1 | 1 | 1 | 1 | 1 | 1 | 1 | 1 | 1 | 1 | 100 |
| 5492 | 1 | 1 | 1 | 1 | 1 | 1 | 1 | 1 | 1 | 1 | 100 |
| 5493 | 1 | 1 | 1 | 1 | 1 | 1 | 1 | 1 | 1 | 1 | 100 |
| 5494 | 1 | 1 | 1 | 1 | 1 | 1 | 1 | 1 | 1 | 1 | 100 |
| 5495 | 1 | 1 | 1 | 1 | 1 | 1 | 1 | 1 | 1 | 1 | 100 |
| 5500 | 1 | 1 | 1 | 1 | 1 | 1 | 1 | 1 | 1 | 1 | 100 |
| 5505 | 1 | 1 | 1 | 1 | 1 | 1 | 1 | 1 | 1 | 1 | 100 |
| 5510 | 1 | 1 | 1 | 1 | 1 | 1 | 1 | 1 | 1 | 1 | 100 |
| 5515 | 1 | 1 | 1 | 1 | 1 | 1 | 1 | 1 | 1 | 1 | 100 |
| 5520 | 1 | 1 | 1 | 1 | 1 | 1 | 1 | 1 | 1 | 1 | 100 |
| 5525 | 1 | 1 | 1 | 1 | 1 | 1 | 1 | 1 | 1 | 1 | 100 |
| 5526 | 1 | 1 | 1 | 1 | 1 | 1 | 1 | 1 | 1 | 1 | 100 |
| 5527 | 1 | 1 | 1 | 1 | 1 | 1 | 1 | 1 | 1 | 1 | 100 |
| 5528 | 1 | 1 | 1 | 1 | 1 | 1 | 1 | 1 | 1 | 1 | 100 |
| 5529 | 1 | 1 | 1 | 1 | 1 | 1 | 1 | 1 | 1 | 1 | 100 |
| 5530 (FH) | 1 | 1 | 1 | 1 | 1 | 1 | 1 | 1 | 1 | 0 | 90 |
| 5531 | 0 | 0 | 0 | 0 | 0 | 0 | 0 | 0 | 0 | 0 | 0 |
| Radar Type 0-Detection Bandwidth (MHz) = (FH-FL) = (5530MHz-5490MHz)= | | | | | | | | | | | 40.000 |
| UNII Detection Bandwidth Min. Limit (MHz) = | | | | | | | | | | | 39.000 |
| **Test Result** | | | | | | | | | | | **Complied** |

| EUT Frequency=5530 MHz | | | | | | | | | | | |
|---|---|---|---|---|---|---|---|---|---|---|---|
| **Channel Bandwidth (MHz)** | **80** | | | | | | | | | | |
| **Radar Frequency (MHz)** | **DFS Detection Trials (1=Detection, 0= No Detection)** | | | | | | | | | | |
| | **1** | **2** | **3** | **4** | **5** | **6** | **7** | **8** | **9** | **10** | **Detection Rate (%)** |
| 5489 | 0 | 0 | 0 | 0 | 0 | 0 | 0 | 0 | 0 | 0 | 0 |
| 5490 (FL) | 1 | 1 | 1 | 0 | 1 | 1 | 1 | 1 | 1 | 1 | 90 |
| 5491 | 1 | 1 | 1 | 1 | 1 | 1 | 1 | 1 | 1 | 1 | 100 |
| 5492 | 1 | 1 | 1 | 1 | 1 | 1 | 1 | 1 | 1 | 1 | 100 |
| 5493 | 1 | 1 | 1 | 1 | 1 | 1 | 1 | 1 | 1 | 1 | 100 |
| 5494 | 1 | 1 | 1 | 1 | 1 | 1 | 1 | 1 | 1 | 1 | 100 |
| 5495 | 1 | 1 | 1 | 1 | 1 | 1 | 1 | 1 | 1 | 1 | 100 |
| 5500 | 1 | 1 | 1 | 1 | 1 | 1 | 1 | 1 | 1 | 1 | 100 |
| 5505 | 1 | 1 | 1 | 1 | 1 | 1 | 1 | 1 | 1 | 1 | 100 |
| 5510 | 1 | 1 | 1 | 1 | 1 | 1 | 1 | 1 | 1 | 1 | 100 |
| 5515 | 1 | 1 | 1 | 1 | 1 | 1 | 1 | 1 | 1 | 1 | 100 |
| 5520 | 1 | 1 | 1 | 1 | 1 | 1 | 1 | 1 | 1 | 1 | 100 |
| 5525 | 1 | 1 | 1 | 1 | 1 | 1 | 1 | 1 | 1 | 1 | 100 |
| 5530 | 1 | 1 | 1 | 1 | 1 | 1 | 1 | 1 | 1 | 1 | 100 |
| 5535 | 1 | 1 | 1 | 1 | 1 | 1 | 1 | 1 | 1 | 1 | 100 |
| 5540 | 1 | 1 | 1 | 1 | 1 | 1 | 1 | 1 | 1 | 1 | 100 |
| 5545 | 1 | 1 | 1 | 1 | 1 | 1 | 1 | 1 | 1 | 1 | 100 |
| 5550 | 1 | 1 | 1 | 1 | 1 | 1 | 1 | 1 | 1 | 1 | 100 |
| 5555 | 1 | 1 | 1 | 1 | 1 | 1 | 1 | 1 | 1 | 1 | 100 |
| 5560 | 1 | 1 | 1 | 1 | 1 | 1 | 1 | 1 | 1 | 1 | 100 |
| 5565 | 1 | 1 | 1 | 1 | 1 | 1 | 1 | 1 | 1 | 1 | 100 |
| 5566 | 1 | 1 | 1 | 1 | 1 | 1 | 1 | 1 | 1 | 1 | 100 |
| 5567 | 1 | 1 | 1 | 1 | 1 | 1 | 1 | 1 | 1 | 1 | 100 |
| 5568 | 1 | 1 | 1 | 1 | 1 | 1 | 1 | 1 | 1 | 1 | 100 |
| 5569 | 1 | 1 | 1 | 1 | 1 | 1 | 1 | 1 | 1 | 1 | 100 |
| 5570 (FH) | 1 | 1 | 1 | 1 | 0 | 1 | 1 | 1 | 1 | 1 | 90 |
| 5571 | 0 | 0 | 0 | 0 | 0 | 0 | 0 | 0 | 0 | 0 | 0 |
| Radar Type 0-Detection Bandwidth (MHz) = (FH-FL) = (5570MHz-5490MHz)= | | | | | | | | | | | 80.000 |
| UNII Detection Bandwidth Min. Limit (MHz) = | | | | | | | | | | | 78.000 |
| **Test Result** | | | | | | | | | | | **Complied** |

| EUT Frequency=5570 MHz | | | | | | | | | | | |
|---|---|---|---|---|---|---|---|---|---|---|---|
| **Channel Bandwidth (MHz)** | **160** | | | | | | | | | | |
| **Radar Frequency (MHz)** | **DFS Detection Trials (1=Detection, 0= No Detection)** | | | | | | | | | | |
| | **1** | **2** | **3** | **4** | **5** | **6** | **7** | **8** | **9** | **10** | **Detection Rate (%)** |
| 5492 | 0 | 0 | 0 | 0 | 0 | 0 | 0 | 0 | 0 | 0 | 0 |
| 5493 (FL) | 1 | 1 | 1 | 1 | 1 | 0 | 1 | 1 | 1 | 1 | 90 |
| 5494 | 1 | 1 | 1 | 1 | 1 | 1 | 1 | 1 | 1 | 1 | 100 |
| 5495 | 1 | 1 | 1 | 1 | 1 | 1 | 1 | 1 | 1 | 1 | 100 |
| 5500 | 1 | 1 | 1 | 1 | 1 | 1 | 1 | 1 | 1 | 1 | 100 |
| 5505 | 1 | 1 | 1 | 1 | 1 | 1 | 1 | 1 | 1 | 1 | 100 |
| 5510 | 1 | 1 | 1 | 1 | 1 | 1 | 1 | 1 | 1 | 1 | 100 |
| 5515 | 1 | 1 | 1 | 1 | 1 | 1 | 1 | 1 | 1 | 1 | 100 |
| 5520 | 1 | 1 | 1 | 1 | 1 | 1 | 1 | 1 | 1 | 1 | 100 |
| 5525 | 1 | 1 | 1 | 1 | 1 | 1 | 1 | 1 | 1 | 1 | 100 |
| 5530 | 1 | 1 | 1 | 1 | 1 | 1 | 1 | 1 | 1 | 1 | 100 |
| 5535 | 1 | 1 | 1 | 1 | 1 | 1 | 1 | 1 | 1 | 1 | 100 |
| 5540 | 1 | 1 | 1 | 1 | 1 | 1 | 1 | 1 | 1 | 1 | 100 |
| 5545 | 1 | 1 | 1 | 1 | 1 | 1 | 1 | 1 | 1 | 1 | 100 |
| 5550 | 1 | 1 | 1 | 1 | 1 | 1 | 1 | 1 | 1 | 1 | 100 |
| 5555 | 1 | 1 | 1 | 1 | 1 | 1 | 1 | 1 | 1 | 1 | 100 |
| 5560 | 1 | 1 | 1 | 1 | 1 | 1 | 1 | 1 | 1 | 1 | 100 |
| 5565 | 1 | 1 | 1 | 1 | 1 | 1 | 1 | 1 | 1 | 1 | 100 |
| 5570 | 1 | 1 | 1 | 1 | 1 | 1 | 1 | 1 | 1 | 1 | 100 |
| 5575 | 1 | 1 | 1 | 1 | 1 | 1 | 1 | 1 | 1 | 1 | 100 |
| 5580 | 1 | 1 | 1 | 1 | 1 | 1 | 1 | 1 | 1 | 1 | 100 |
| 5585 | 1 | 1 | 1 | 1 | 1 | 1 | 1 | 1 | 1 | 1 | 100 |
| 5590 | 1 | 1 | 1 | 1 | 1 | 1 | 1 | 1 | 1 | 1 | 100 |
| 5595 | 1 | 1 | 1 | 1 | 1 | 1 | 1 | 1 | 1 | 1 | 100 |
| 5600 | 1 | 1 | 1 | 1 | 1 | 1 | 1 | 1 | 1 | 1 | 100 |
| 5605 | 1 | 1 | 1 | 1 | 1 | 1 | 1 | 1 | 1 | 1 | 100 |
| 5610 | 1 | 1 | 1 | 1 | 1 | 1 | 1 | 1 | 1 | 1 | 100 |
| 5615 | 1 | 1 | 1 | 1 | 1 | 1 | 1 | 1 | 1 | 1 | 100 |
| 5620 | 1 | 1 | 1 | 1 | 1 | 1 | 1 | 1 | 1 | 1 | 100 |
| 5625 | 1 | 1 | 1 | 1 | 1 | 1 | 1 | 1 | 1 | 1 | 100 |
| 5630 | 1 | 1 | 1 | 1 | 1 | 1 | 1 | 1 | 1 | 1 | 100 |
| 5635 | 1 | 1 | 1 | 1 | 1 | 1 | 1 | 1 | 1 | 1 | 100 |
| 5640 | 1 | 1 | 1 | 1 | 1 | 1 | 1 | 1 | 1 | 1 | 100 |
| 5645 | 1 | 1 | 1 | 1 | 1 | 1 | 1 | 1 | 1 | 1 | 100 |
| 5646 | 1 | 1 | 1 | 1 | 1 | 1 | 1 | 1 | 1 | 1 | 100 |
| 5647 | 1 | 1 | 1 | 1 | 1 | 1 | 1 | 1 | 1 | 1 | 100 |
| 5648 | 1 | 1 | 1 | 1 | 1 | 1 | 1 | 1 | 1 | 1 | 100 |
| 5649 | 1 | 1 | 1 | 1 | 1 | 1 | 1 | 1 | 1 | 1 | 100 |
| 5650 (FH) | 1 | 1 | 0 | 1 | 1 | 1 | 1 | 1 | 1 | 1 | 90 |
| 5651 | 0 | 0 | 0 | 0 | 0 | 0 | 0 | 0 | 0 | 0 | 0 |
| Radar Type 0-Detection Bandwidth (MHz) = (FH-FL) = (5650MHz-5493MHz)= | | | | | | | | | | | 157.000 |
| UNII Detection Bandwidth Min. Limit (MHz) = | | | | | | | | | | | 156.000 |
| **Test Result** | | | | | | | | | | | **Complied** |

**Test mode: Mode 8**

| EUT Frequency=5500 MHz | | | | | | | | | | | |
|---|---|---|---|---|---|---|---|---|---|---|---|
| **Channel Bandwidth (MHz)** | **20** | | | | | | | | | | |
| **Radar Frequency (MHz)** | **DFS Detection Trials (1=Detection, 0= No Detection)** | | | | | | | | | | |
| | **1** | **2** | **3** | **4** | **5** | **6** | **7** | **8** | **9** | **10** | **Detection Rate (%)** |
| 5489 | 0 | 0 | 0 | 0 | 0 | 0 | 0 | 0 | 0 | 0 | 0 |
| 5490 (FL) | 1 | 1 | 1 | 1 | 1 | 1 | 1 | 1 | 0 | 1 | 90 |
| 5491 | 1 | 1 | 1 | 1 | 1 | 1 | 1 | 1 | 1 | 1 | 100 |
| 5492 | 1 | 1 | 1 | 1 | 1 | 1 | 1 | 1 | 1 | 1 | 100 |
| 5493 | 1 | 1 | 1 | 1 | 1 | 1 | 1 | 1 | 1 | 1 | 100 |
| 5494 | 1 | 1 | 1 | 1 | 1 | 1 | 1 | 1 | 1 | 1 | 100 |
| 5495 | 1 | 1 | 1 | 1 | 1 | 1 | 1 | 1 | 1 | 1 | 100 |
| 5500 | 1 | 1 | 1 | 1 | 1 | 1 | 1 | 1 | 1 | 1 | 100 |
| 5505 | 1 | 1 | 1 | 1 | 1 | 1 | 1 | 1 | 1 | 1 | 100 |
| 5506 | 1 | 1 | 1 | 1 | 1 | 1 | 1 | 1 | 1 | 1 | 100 |
| 5507 | 1 | 1 | 1 | 1 | 1 | 1 | 1 | 1 | 1 | 1 | 100 |
| 5508 | 1 | 1 | 1 | 1 | 1 | 1 | 1 | 1 | 1 | 1 | 100 |
| 5509 | 1 | 1 | 1 | 1 | 1 | 1 | 1 | 1 | 1 | 1 | 100 |
| 5510 (FH) | 1 | 1 | 1 | 0 | 1 | 1 | 1 | 1 | 1 | 1 | 90 |
| 5511 | 0 | 0 | 0 | 0 | 0 | 0 | 0 | 0 | 0 | 0 | 0 |
| Radar Type 0-Detection Bandwidth (MHz) = (FH-FL) = (5510MHz-5490MHz)= | | | | | | | | | | | 20.000 |
| UNII Detection Bandwidth Min. Limit (MHz) = | | | | | | | | | | | 19.000 |
| **Test Result** | | | | | | | | | | | **Complied** |

| EUT Frequency=5510 MHz | | | | | | | | | | | |
|---|---|---|---|---|---|---|---|---|---|---|---|
| **Channel Bandwidth (MHz)** | **40** | | | | | | | | | | |
| **Radar Frequency (MHz)** | **DFS Detection Trials (1=Detection, 0= No Detection)** | | | | | | | | | | |
| | **1** | **2** | **3** | **4** | **5** | **6** | **7** | **8** | **9** | **10** | **Detection Rate (%)** |
| 5489 | 0 | 0 | 0 | 0 | 0 | 0 | 0 | 0 | 0 | 0 | 0 |
| 5490 (FL) | 1 | 1 | 1 | 1 | 0 | 1 | 1 | 1 | 1 | 1 | 90 |
| 5491 | 1 | 1 | 1 | 1 | 1 | 1 | 1 | 1 | 1 | 1 | 100 |
| 5492 | 1 | 1 | 1 | 1 | 1 | 1 | 1 | 1 | 1 | 1 | 100 |
| 5493 | 1 | 1 | 1 | 1 | 1 | 1 | 1 | 1 | 1 | 1 | 100 |
| 5494 | 1 | 1 | 1 | 1 | 1 | 1 | 1 | 1 | 1 | 1 | 100 |
| 5495 | 1 | 1 | 1 | 1 | 1 | 1 | 1 | 1 | 1 | 1 | 100 |
| 5500 | 1 | 1 | 1 | 1 | 1 | 1 | 1 | 1 | 1 | 1 | 100 |
| 5505 | 1 | 1 | 1 | 1 | 1 | 1 | 1 | 1 | 1 | 1 | 100 |
| 5510 | 1 | 1 | 1 | 1 | 1 | 1 | 1 | 1 | 1 | 1 | 100 |
| 5515 | 1 | 1 | 1 | 1 | 1 | 1 | 1 | 1 | 1 | 1 | 100 |
| 5520 | 1 | 1 | 1 | 1 | 1 | 1 | 1 | 1 | 1 | 1 | 100 |
| 5525 | 1 | 1 | 1 | 1 | 1 | 1 | 1 | 1 | 1 | 1 | 100 |
| 5526 | 1 | 1 | 1 | 1 | 1 | 1 | 1 | 1 | 1 | 1 | 100 |
| 5527 | 1 | 1 | 1 | 1 | 1 | 1 | 1 | 1 | 1 | 1 | 100 |
| 5528 | 1 | 1 | 1 | 1 | 1 | 1 | 1 | 1 | 1 | 1 | 100 |
| 5529 | 1 | 1 | 1 | 1 | 1 | 1 | 1 | 1 | 1 | 1 | 100 |
| 5530 (FH) | 1 | 1 | 1 | 1 | 1 | 1 | 1 | 1 | 1 | 0 | 90 |
| 5531 | 0 | 0 | 0 | 0 | 0 | 0 | 0 | 0 | 0 | 0 | 0 |
| Radar Type 0-Detection Bandwidth (MHz) = (FH-FL) = (5530MHz-5490MHz)= | | | | | | | | | | | 40.000 |
| UNII Detection Bandwidth Min. Limit (MHz) = | | | | | | | | | | | 39.000 |
| **Test Result** | | | | | | | | | | | **Complied** |

| EUT Frequency=5530 MHz | | | | | | | | | | | |
|---|---|---|---|---|---|---|---|---|---|---|---|
| **Channel Bandwidth (MHz)** | **80** | | | | | | | | | | |
| **Radar Frequency (MHz)** | **DFS Detection Trials (1=Detection, 0= No Detection)** | | | | | | | | | | |
| | **1** | **2** | **3** | **4** | **5** | **6** | **7** | **8** | **9** | **10** | **Detection Rate (%)** |
| 5489 | 0 | 0 | 0 | 0 | 0 | 0 | 0 | 0 | 0 | 0 | 0 |
| 5490 (FL) | 1 | 1 | 1 | 0 | 1 | 1 | 1 | 1 | 1 | 1 | 90 |
| 5491 | 1 | 1 | 1 | 1 | 1 | 1 | 1 | 1 | 1 | 1 | 100 |
| 5492 | 1 | 1 | 1 | 1 | 1 | 1 | 1 | 1 | 1 | 1 | 100 |
| 5493 | 1 | 1 | 1 | 1 | 1 | 1 | 1 | 1 | 1 | 1 | 100 |
| 5494 | 1 | 1 | 1 | 1 | 1 | 1 | 1 | 1 | 1 | 1 | 100 |
| 5495 | 1 | 1 | 1 | 1 | 1 | 1 | 1 | 1 | 1 | 1 | 100 |
| 5500 | 1 | 1 | 1 | 1 | 1 | 1 | 1 | 1 | 1 | 1 | 100 |
| 5505 | 1 | 1 | 1 | 1 | 1 | 1 | 1 | 1 | 1 | 1 | 100 |
| 5510 | 1 | 1 | 1 | 1 | 1 | 1 | 1 | 1 | 1 | 1 | 100 |
| 5515 | 1 | 1 | 1 | 1 | 1 | 1 | 1 | 1 | 1 | 1 | 100 |
| 5520 | 1 | 1 | 1 | 1 | 1 | 1 | 1 | 1 | 1 | 1 | 100 |
| 5525 | 1 | 1 | 1 | 1 | 1 | 1 | 1 | 1 | 1 | 1 | 100 |
| 5530 | 1 | 1 | 1 | 1 | 1 | 1 | 1 | 1 | 1 | 1 | 100 |
| 5535 | 1 | 1 | 1 | 1 | 1 | 1 | 1 | 1 | 1 | 1 | 100 |
| 5540 | 1 | 1 | 1 | 1 | 1 | 1 | 1 | 1 | 1 | 1 | 100 |
| 5545 | 1 | 1 | 1 | 1 | 1 | 1 | 1 | 1 | 1 | 1 | 100 |
| 5550 | 1 | 1 | 1 | 1 | 1 | 1 | 1 | 1 | 1 | 1 | 100 |
| 5555 | 1 | 1 | 1 | 1 | 1 | 1 | 1 | 1 | 1 | 1 | 100 |
| 5560 | 1 | 1 | 1 | 1 | 1 | 1 | 1 | 1 | 1 | 1 | 100 |
| 5565 | 1 | 1 | 1 | 1 | 1 | 1 | 1 | 1 | 1 | 1 | 100 |
| 5566 | 1 | 1 | 1 | 1 | 1 | 1 | 1 | 1 | 1 | 1 | 100 |
| 5567 | 1 | 1 | 1 | 1 | 1 | 1 | 1 | 1 | 1 | 1 | 100 |
| 5568 | 1 | 1 | 1 | 1 | 1 | 1 | 1 | 1 | 1 | 1 | 100 |
| 5569 | 1 | 1 | 1 | 1 | 1 | 1 | 1 | 1 | 1 | 1 | 100 |
| 5570 (FH) | 1 | 1 | 1 | 1 | 0 | 1 | 1 | 1 | 1 | 1 | 90 |
| 5571 | 0 | 0 | 0 | 0 | 0 | 0 | 0 | 0 | 0 | 0 | 0 |
| Radar Type 0-Detection Bandwidth (MHz) = (FH-FL) = (5570MHz-5490MHz)= | | | | | | | | | | | 80.000 |
| UNII Detection Bandwidth Min. Limit (MHz) = | | | | | | | | | | | 79.000 |
| **Test Result** | | | | | | | | | | | **Complied** |

| EUT Frequency=5570 MHz | | | | | | | | | | | |
|---|---|---|---|---|---|---|---|---|---|---|---|
| **Channel Bandwidth (MHz)** | **160** | | | | | | | | | | |
| **Radar Frequency (MHz)** | **DFS Detection Trials (1=Detection, 0= No Detection)** | | | | | | | | | | |
| | **1** | **2** | **3** | **4** | **5** | **6** | **7** | **8** | **9** | **10** | **Detection Rate (%)** |
| 5489 | 0 | 0 | 0 | 0 | 0 | 0 | 0 | 0 | 0 | 0 | 0 |
| 5490 (FL) | 1 | 1 | 1 | 1 | 1 | 1 | 0 | 1 | 1 | 1 | 90 |
| 5491 | 1 | 1 | 1 | 1 | 1 | 1 | 1 | 1 | 1 | 1 | 100 |
| 5492 | 1 | 1 | 1 | 1 | 1 | 1 | 1 | 1 | 1 | 1 | 100 |
| 5493 | 1 | 1 | 1 | 1 | 1 | 1 | 1 | 1 | 1 | 1 | 100 |
| 5494 | 1 | 1 | 1 | 1 | 1 | 1 | 1 | 1 | 1 | 1 | 100 |
| 5495 | 1 | 1 | 1 | 1 | 1 | 1 | 1 | 1 | 1 | 1 | 100 |
| 5500 | 1 | 1 | 1 | 1 | 1 | 1 | 1 | 1 | 1 | 1 | 100 |
| 5505 | 1 | 1 | 1 | 1 | 1 | 1 | 1 | 1 | 1 | 1 | 100 |
| 5510 | 1 | 1 | 1 | 1 | 1 | 1 | 1 | 1 | 1 | 1 | 100 |
| 5515 | 1 | 1 | 1 | 1 | 1 | 1 | 1 | 1 | 1 | 1 | 100 |
| 5520 | 1 | 1 | 1 | 1 | 1 | 1 | 1 | 1 | 1 | 1 | 100 |
| 5525 | 1 | 1 | 1 | 1 | 1 | 1 | 1 | 1 | 1 | 1 | 100 |
| 5530 | 1 | 1 | 1 | 1 | 1 | 1 | 1 | 1 | 1 | 1 | 100 |
| 5535 | 1 | 1 | 1 | 1 | 1 | 1 | 1 | 1 | 1 | 1 | 100 |
| 5540 | 1 | 1 | 1 | 1 | 1 | 1 | 1 | 1 | 1 | 1 | 100 |
| 5545 | 1 | 1 | 1 | 1 | 1 | 1 | 1 | 1 | 1 | 1 | 100 |
| 5550 | 1 | 1 | 1 | 1 | 1 | 1 | 1 | 1 | 1 | 1 | 100 |
| 5555 | 1 | 1 | 1 | 1 | 1 | 1 | 1 | 1 | 1 | 1 | 100 |
| 5560 | 1 | 1 | 1 | 1 | 1 | 1 | 1 | 1 | 1 | 1 | 100 |
| 5565 | 1 | 1 | 1 | 1 | 1 | 1 | 1 | 1 | 1 | 1 | 100 |
| 5570 | 1 | 1 | 1 | 1 | 1 | 1 | 1 | 1 | 1 | 1 | 100 |
| 5575 | 1 | 1 | 1 | 1 | 1 | 1 | 1 | 1 | 1 | 1 | 100 |
| 5580 | 1 | 1 | 1 | 1 | 1 | 1 | 1 | 1 | 1 | 1 | 100 |
| 5585 | 1 | 1 | 1 | 1 | 1 | 1 | 1 | 1 | 1 | 1 | 100 |
| 5590 | 1 | 1 | 1 | 1 | 1 | 1 | 1 | 1 | 1 | 1 | 100 |
| 5595 | 1 | 1 | 1 | 1 | 1 | 1 | 1 | 1 | 1 | 1 | 100 |
| 5600 | 1 | 1 | 1 | 1 | 1 | 1 | 1 | 1 | 1 | 1 | 100 |
| 5605 | 1 | 1 | 1 | 1 | 1 | 1 | 1 | 1 | 1 | 1 | 100 |
| 5610 | 1 | 1 | 1 | 1 | 1 | 1 | 1 | 1 | 1 | 1 | 100 |
| 5615 | 1 | 1 | 1 | 1 | 1 | 1 | 1 | 1 | 1 | 1 | 100 |
| 5620 | 1 | 1 | 1 | 1 | 1 | 1 | 1 | 1 | 1 | 1 | 100 |
| 5625 | 1 | 1 | 1 | 1 | 1 | 1 | 1 | 1 | 1 | 1 | 100 |
| 5630 | 1 | 1 | 1 | 1 | 1 | 1 | 1 | 1 | 1 | 1 | 100 |
| 5635 | 1 | 1 | 1 | 1 | 1 | 1 | 1 | 1 | 1 | 1 | 100 |
| 5640 | 1 | 1 | 1 | 1 | 1 | 1 | 1 | 1 | 1 | 1 | 100 |
| 5645 | 1 | 1 | 1 | 1 | 1 | 1 | 1 | 1 | 1 | 1 | 100 |
| 5646 | 1 | 1 | 1 | 1 | 1 | 1 | 1 | 1 | 1 | 1 | 100 |
| 5647 | 1 | 1 | 1 | 1 | 1 | 1 | 1 | 1 | 1 | 1 | 100 |
| 5648 | 1 | 1 | 1 | 1 | 1 | 1 | 1 | 1 | 1 | 1 | 100 |
| 5649 | 1 | 1 | 1 | 1 | 1 | 1 | 1 | 1 | 1 | 1 | 100 |
| 5650 (FH) | 1 | 1 | 1 | 1 | 1 | 1 | 0 | 1 | 1 | 1 | 90 |
| 5651 | 0 | 0 | 0 | 0 | 0 | 0 | 0 | 0 | 0 | 0 | 0 |
| Radar Type 0-Detection Bandwidth (MHz) = (FH-FL) = (5650MHz-5490MHz)= | | | | | | | | | | | 160.000 |
| UNII Detection Bandwidth Min. Limit (MHz) = | | | | | | | | | | | 158.000 |
| **Test Result** | | | | | | | | | | | **Complied** |

## 3.4 Channel Availability Check (CAC)

### 3.4.1 Channel Availability Check Limit

| Channel Availability Check Limit | |
|---|---|
| ☒ | The EUT shall perform a Channel Availability Check to ensure that there is no radar operating on the channel. After power-up sequence, receive at least 1 minute (60 sec) on the intended operating frequency. |

### 3.4.2 Measuring Instruments

Refer a test equipment and calibration data table in this test report.

### 3.4.3 Test Procedures

| Test Method | |
|---|---|
| ☒ | For Initial Channel Availability Check Time. The EUT does not emit beacon, control, or data signals on the test Channel until the power-up sequence has been completed and the UNII device checks for Radar Waveforms for one minute on the test Channel. This test does not use any Radar Waveforms. |
| ☒ | For Radar Burst at the Beginning of the Channel Availability Check Time. To verify successful radar detection on the selected Channel during a period equal to the Beginning of the Channel Availability Check Time. |
| ☒ | For Radar Burst at the End of the Channel Availability Check Time. To verify successful radar detection on the selected Channel during a period equal to the End of the Channel Availability Check Time. |

### 3.4.4 Test Result of Initial Channel Availability Check Time

**Test mode: Mode 1**

| Modulation Mode | Freq. | Radar Test Signal |
|---|---|---|
| 802.11be (EHT80) | 5530 MHz | N/A |

The EUT does not transmit any beacon or data transmissions until at least 1 minute after the completion of the power-on cycle (258.841 sec). The initial CAC time of the EUT is indicated by marker 1 (258.841 sec). Initial beacons/data transmissions are indicated by marker 2 (318.841 sec).

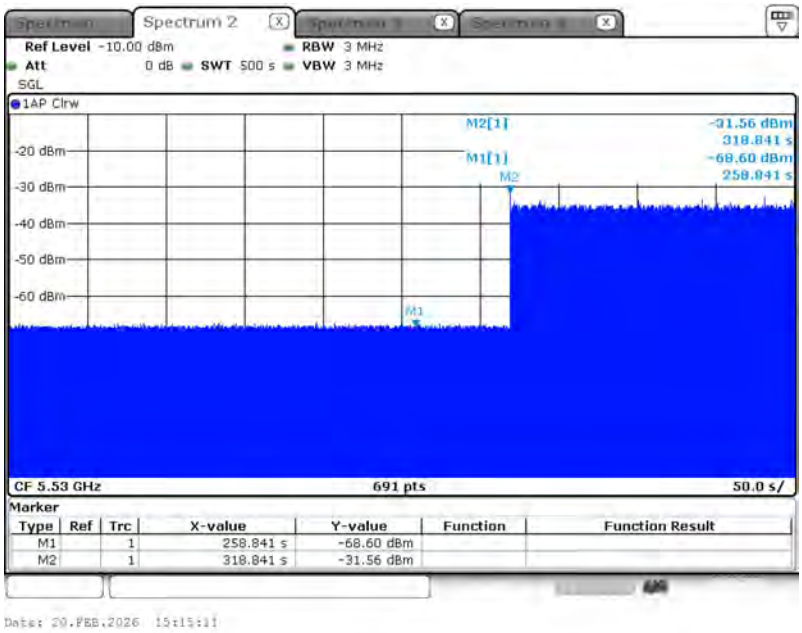


| Test Result | Complied |
|---|---|

**Test mode: Mode 2**

| Modulation Mode | Freq. | Radar Test Signal |
|---|---|---|
| 802.11be (EHT80) | 5290 MHz | N/A |

The EUT does not transmit any beacon or data transmissions until at least 1 minute after the completion of the power-on cycle (275.507 sec). The initial CAC time of the EUT is indicated by marker 1 (275.507 sec). Initial beacons/data transmissions are indicated by marker 2 (335.507 sec).

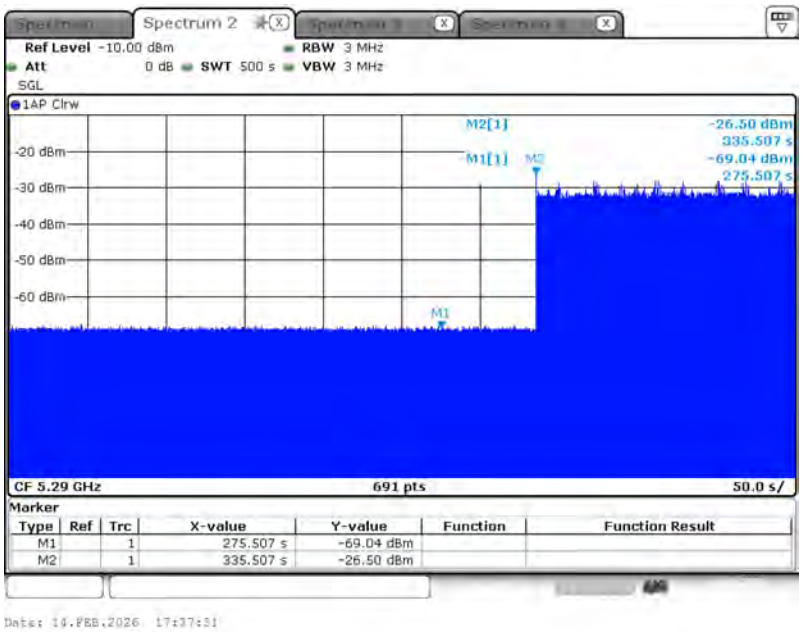


| Test Result | Complied |
|---|---|

| Modulation Mode | Freq. | Radar Test Signal |
|---|---|---|
| 802.11be (EHT80) | 5530 MHz | N/A |

The EUT does not transmit any beacon or data transmissions until at least 1 minute after the completion of the power-on cycle (279.130 sec). The initial CAC time of the EUT is indicated by marker 1 (279.130 sec). Initial beacons/data transmissions are indicated by marker 2 (339.130 sec).

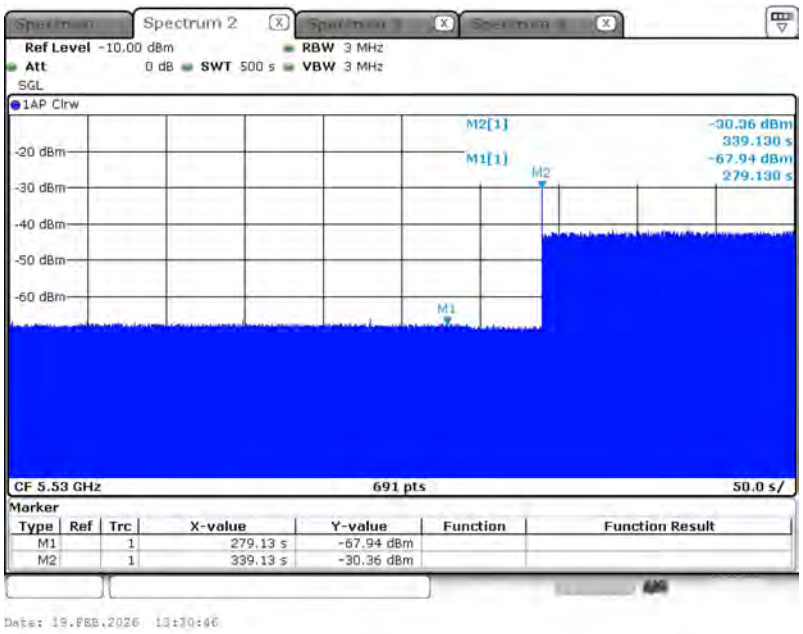


| Test Result | Complied |
|---|---|

**Test mode: Mode 3**

| Modulation Mode | Freq. | Radar Test Signal |
|---|---|---|
| 802.11be (EHT160) | 5570 MHz | N/A |

The EUT does not transmit any beacon or data transmissions until at least 1 minute after the completion of the power-on cycle (180.000 sec). The initial CAC time of the EUT is indicated by marker 1 (180.000 sec). Initial beacons/data transmissions are indicated by marker 2 (240.000 sec).

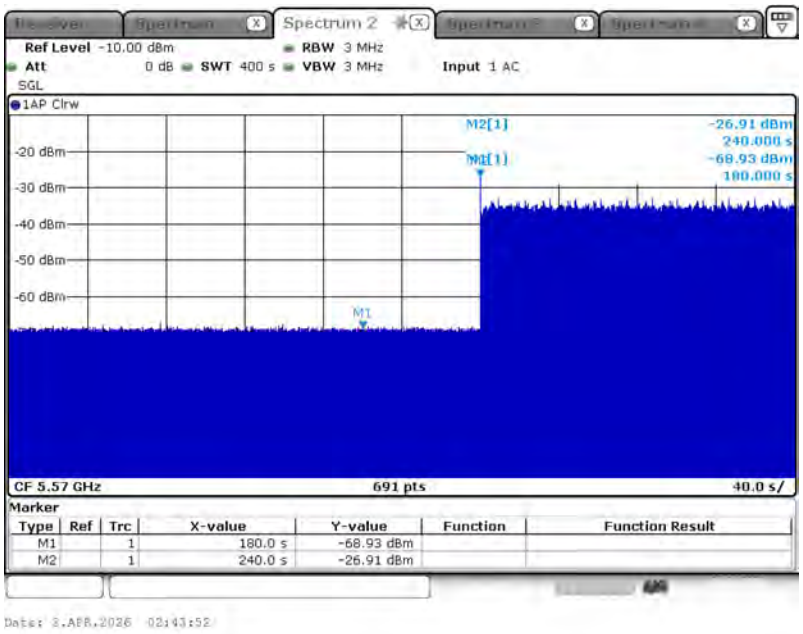


| Test Result | Complied |
|---|---|

**Test mode: Mode 4**

| Modulation Mode | Freq. | Radar Test Signal |
|---|---|---|
| 802.11be (EHT160) | 5250 MHz | N/A |

The EUT does not transmit any beacon or data transmissions until at least 1 minute after the completion of the power-on cycle (183.478 sec). The initial CAC time of the EUT is indicated by marker 1 (183.478 sec). Initial beacons/data transmissions are indicated by marker 2 (243.478 sec).

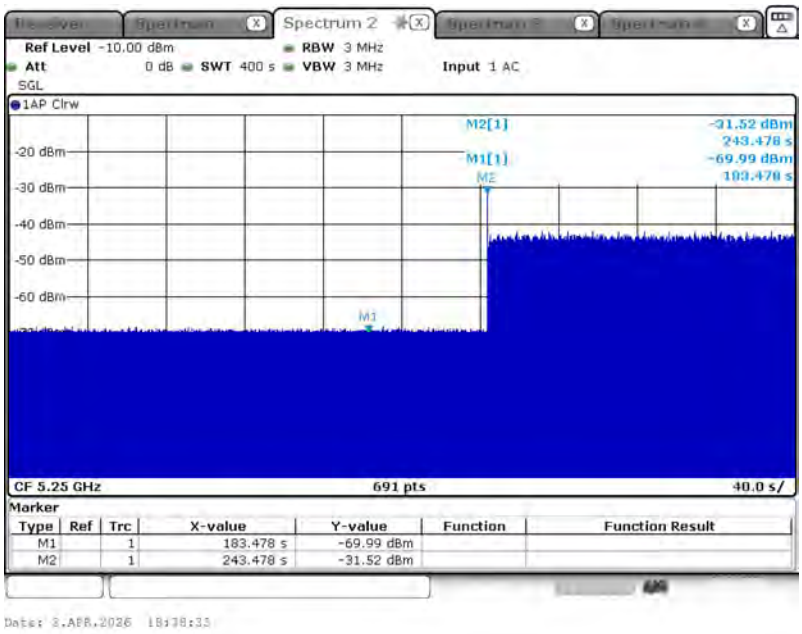


| Test Result | Complied |
|---|---|

| Modulation Mode | Freq. | Radar Test Signal |
|---|---|---|
| 802.11be (EHT160) | 5570 MHz | N/A |

The EUT does not transmit any beacon or data transmissions until at least 1 minute after the completion of the power-on cycle (183.478 sec). The initial CAC time of the EUT is indicated by marker 1 (183.478 sec). Initial beacons/data transmissions are indicated by marker 2 (243.478 sec).

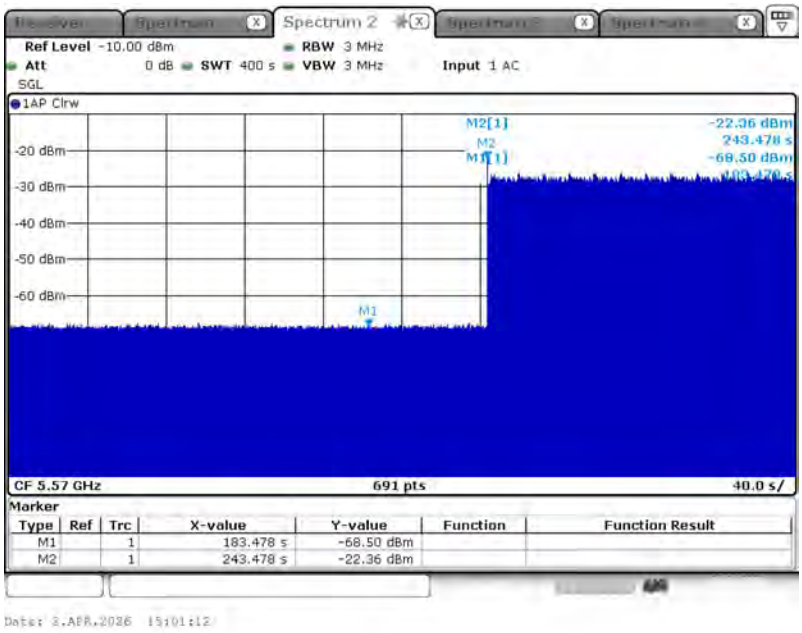


| Test Result | Complied |
|---|---|

**Test mode: Mode 5**

| Modulation Mode | Freq. | Radar Test Signal |
|---|---|---|
| 802.11be (EHT160) | 5570 MHz | N/A |

The EUT does not transmit any beacon or data transmissions until at least 1 minute after the completion of the power-on cycle (229.855 sec). The initial CAC time of the EUT is indicated by marker 1 (229.855 sec). Initial beacons/data transmissions are indicated by marker 2 (289.855 sec).

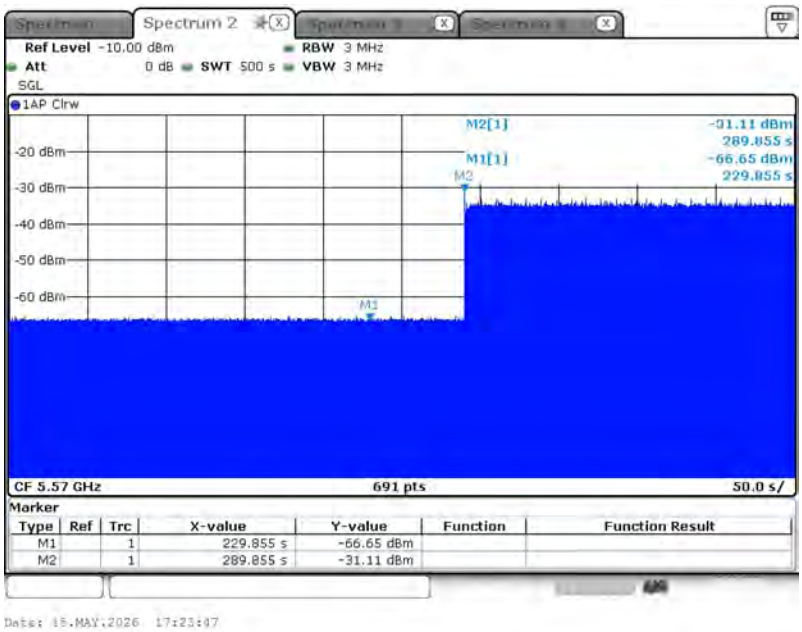


| Test Result | Complied |
|---|---|

**Test mode: Mode 6**

| Modulation Mode | Freq. | Radar Test Signal |
|---|---|---|
| 802.11be (EHT160) | 5570 MHz | N/A |

The EUT does not transmit any beacon or data transmissions until at least 1 minute after the completion of the power-on cycle (227.681 sec). The initial CAC time of the EUT is indicated by marker 1 (227.681 sec). Initial beacons/data transmissions are indicated by marker 2 (287.681 sec).

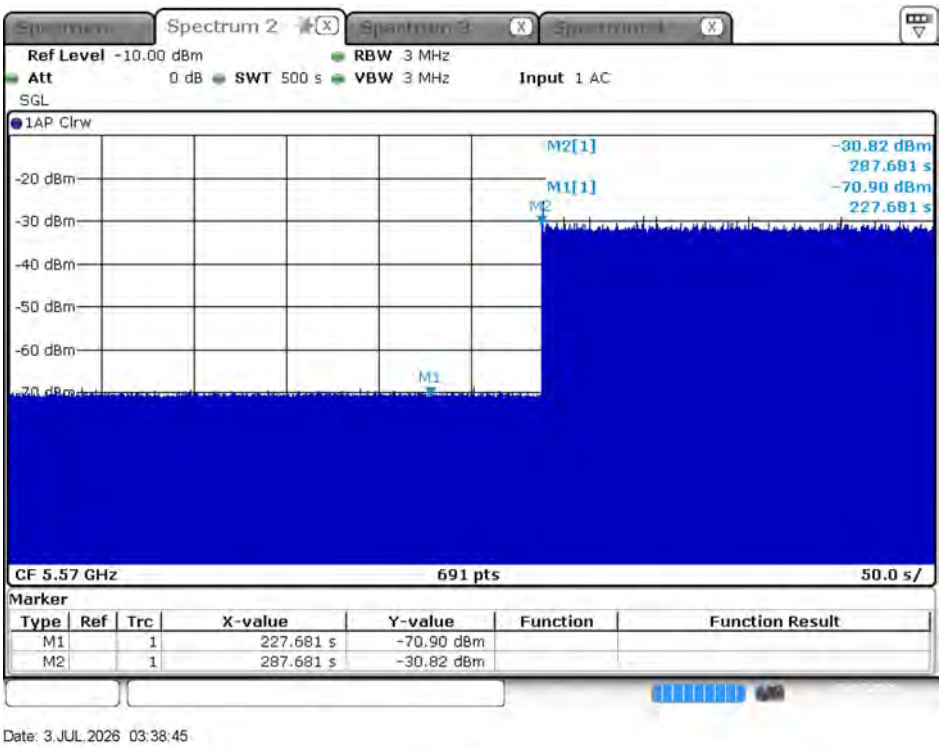


| Test Result | Complied |
|---|---|

### 3.4.5 Test Result of Radar Burst at the Beginning of the Channel Availability Check Time

**Test mode: Mode 1**

| Modulation Mode | Freq. (MHz) | Radar Type Signal |
|---|---|---|
| 802.11be (EHT80) | 5530 MHz | 0 |

Visual indication on the EUT of successful detection of the radar Burst will be recorded and reported. Observation of emissions will continue for 240.580 seconds after the radar Burst has been generated. Verify that during the 500 seconds measurement window no EUT transmissions occurred.

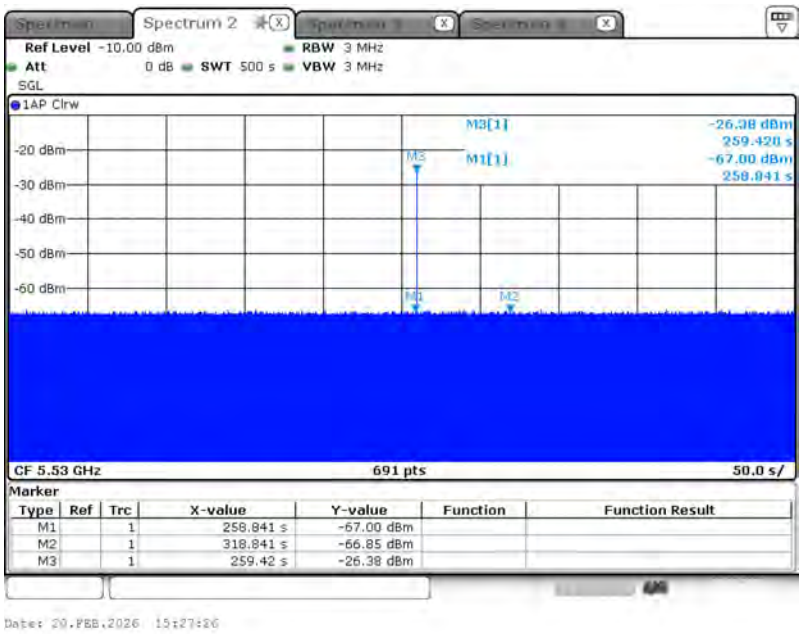


| Test Result | Complied |
|---|---|

**Test mode: Mode 2**

| Modulation Mode | Freq. (MHz) | Radar Type Signal |
|---|---|---|
| 802.11be (EHT80) | 5290 MHz | 0 |

Visual indication on the EUT of successful detection of the radar Burst will be recorded and reported. Observation of emissions will continue for 223.913 seconds after the radar Burst has been generated. Verify that during the 500 seconds measurement window no EUT transmissions occurred.

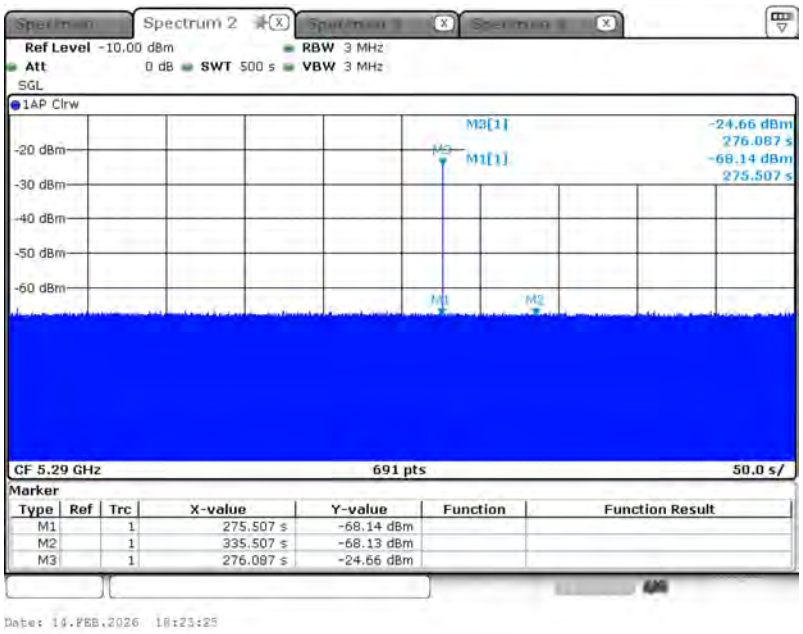


| Test Result | Complied |
|---|---|

| Modulation Mode | Freq. (MHz) | Radar Type Signal |
|---|---|---|
| 802.11be (EHT80) | 5530 MHz | 0 |

Visual indication on the EUT of successful detection of the radar Burst will be recorded and reported. Observation of emissions will continue for 219.200 seconds after the radar Burst has been generated. Verify that during the 500 seconds measurement window no EUT transmissions occurred.

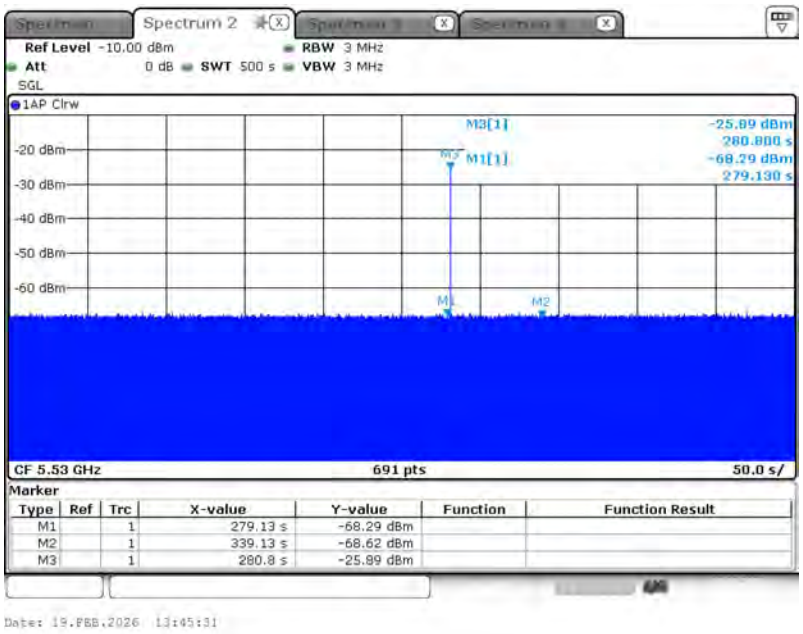


| Test Result | Complied |
|---|---|

**Test mode: Mode 3**

| Modulation Mode | Freq. | Radar Test Signal |
|---|---|---|
| 802.11be (EHT160) | 5570 MHz | 0 |

Visual indication on the EUT of successful detection of the radar Burst will be recorded and reported. Observation of emissions will continue for 218.551 seconds after the radar Burst has been generated. Verify that during the 400 seconds measurement window no EUT transmissions occurred.

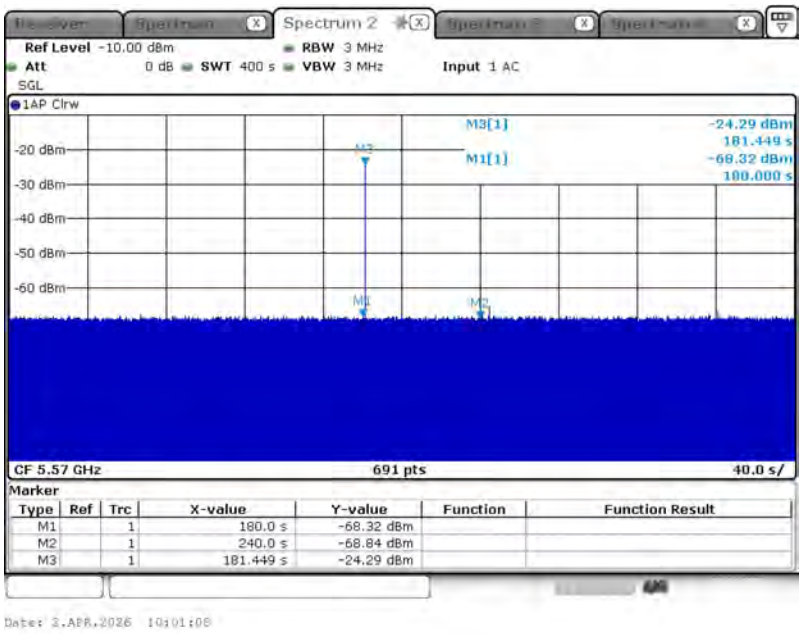


| Test Result | Complied |
|---|---|

**Test mode: Mode 4**

| Modulation Mode | Freq. | Radar Test Signal |
|---|---|---|
| 802.11be (EHT160) | 5250 MHz | 0 |

Visual indication on the EUT of successful detection of the radar Burst will be recorded and reported. Observation of emissions will continue for 214.493 seconds after the radar Burst has been generated. Verify that during the 400 seconds measurement window no EUT transmissions occurred.

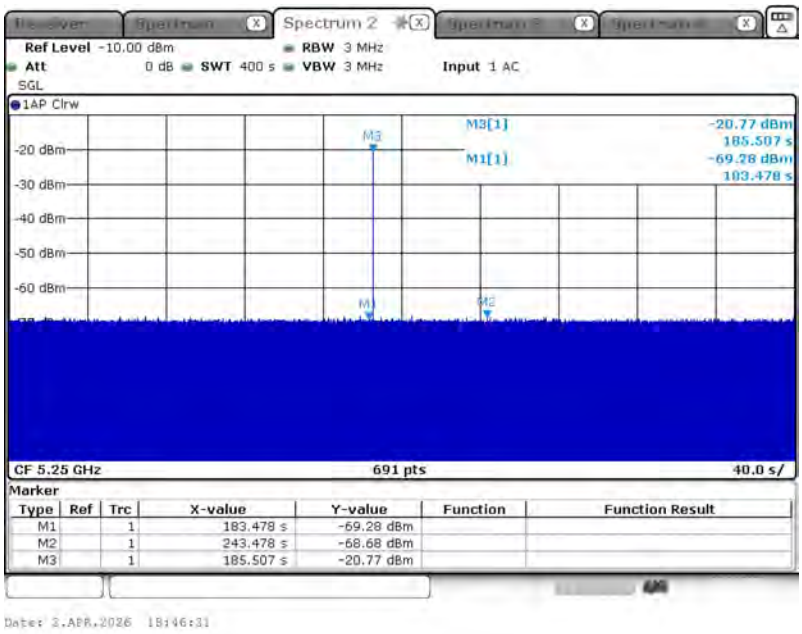


| Test Result | Complied |
|---|---|

| Modulation Mode | Freq. | Radar Test Signal |
|---|---|---|
| 802.11be (EHT160) | 5570 MHz | 0 |

Visual indication on the EUT of successful detection of the radar Burst will be recorded and reported. Observation of emissions will continue for 214.689 seconds after the radar Burst has been generated. Verify that during the 400 seconds measurement window no EUT transmissions occurred.

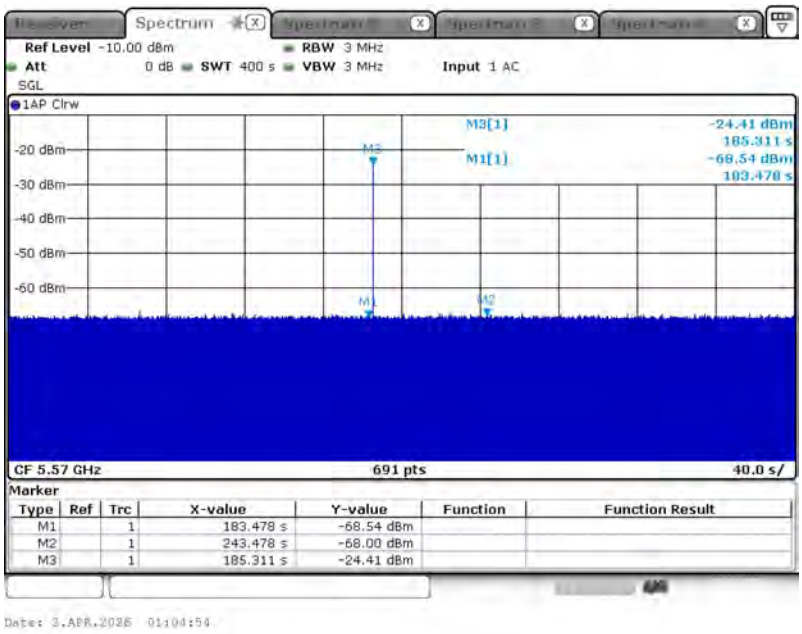


| Test Result | Complied |
|---|---|

**Test mode: Mode 5**

| Modulation Mode | Freq. | Radar Test Signal |
|---|---|---|
| 802.11be (EHT160) | 5570 MHz | 0 |

Visual indication on the EUT of successful detection of the radar Burst will be recorded and reported. Observation of emissions will continue for 268.841 seconds after the radar Burst has been generated. Verify that during the 500 seconds measurement window no EUT transmissions occurred.

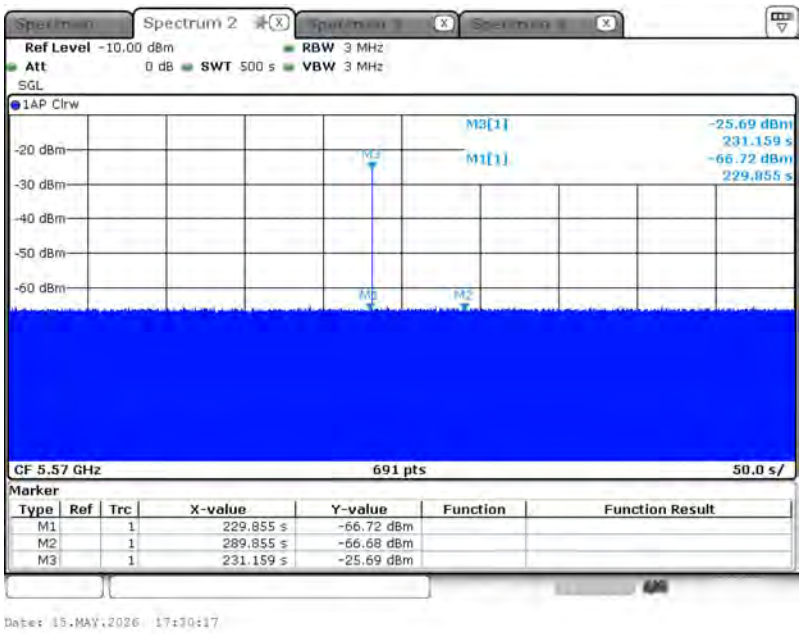


| Test Result | Complied |
|---|---|

**Test mode: Mode 6**

| Modulation Mode | Freq. | Radar Test Signal |
|---|---|---|
| 802.11be (EHT160) | 5570 MHz | 0 |

Visual indication on the EUT of successful detection of the radar Burst will be recorded and reported. Observation of emissions will continue for 271.739 seconds after the radar Burst has been generated. Verify that during the 500 seconds measurement window no EUT transmissions occurred.

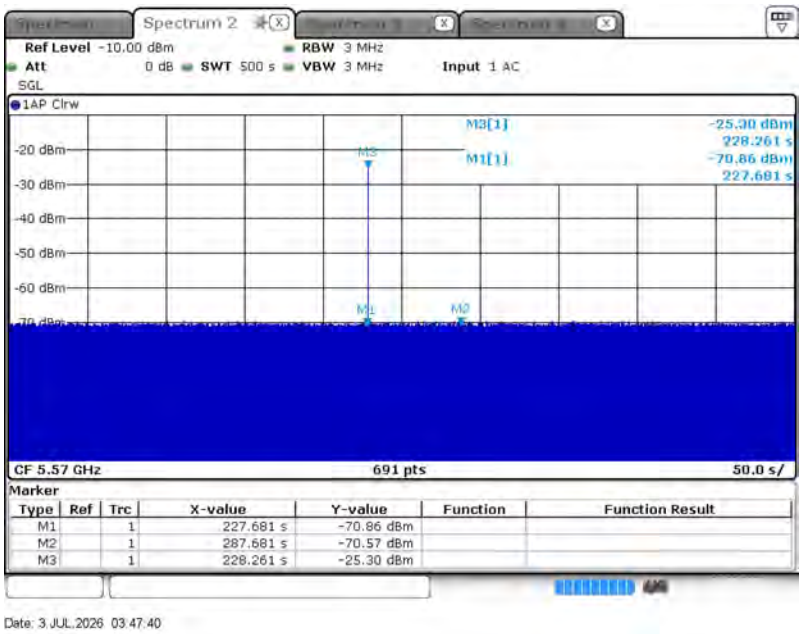


| Test Result | Complied |
|---|---|

### 3.4.6 Test Result of Radar Burst at the End of the Channel Availability Check Time

**Test mode: Mode 1**

| Modulation Mode | Freq. (MHz) | Radar Type Signal |
|---|---|---|
| 802.11be (EHT80) | 5530 MHz | 0 |

Visual indication on the EUT of successful detection of the radar Burst will be recorded and reported. Observation of emissions will continue for 183.825 seconds after the radar Burst has been generated. Verify that during the 500 seconds measurement window no EUT transmissions occurred.

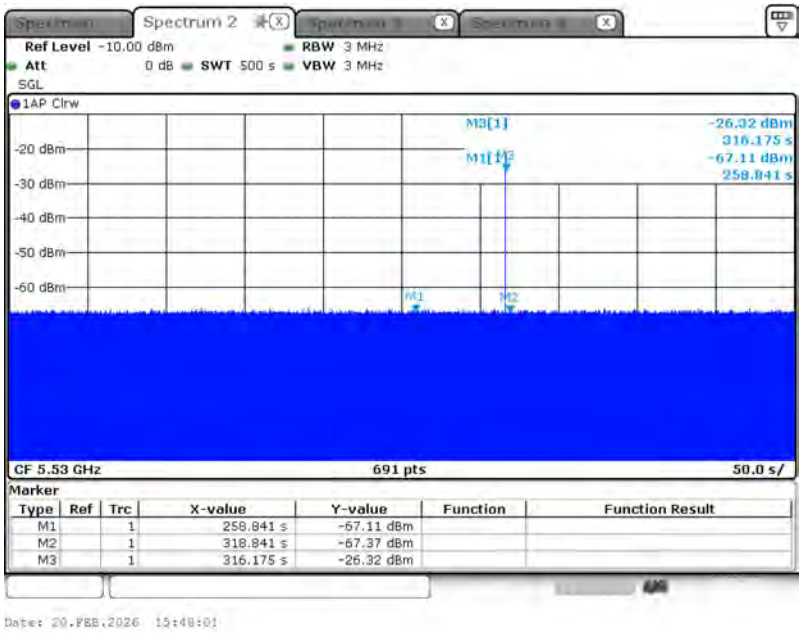


| Test Result | Complied |
|---|---|

**Test mode: Mode 2**

| Modulation Mode | Freq. (MHz) | Radar Type Signal |
|---|---|---|
| 802.11be (EHT80) | 5290 MHz | 0 |

Visual indication on the EUT of successful detection of the radar Burst will be recorded and reported. Observation of emissions will continue for 166.367 seconds after the radar Burst has been generated. Verify that during the 500 seconds measurement window no EUT transmissions occurred.

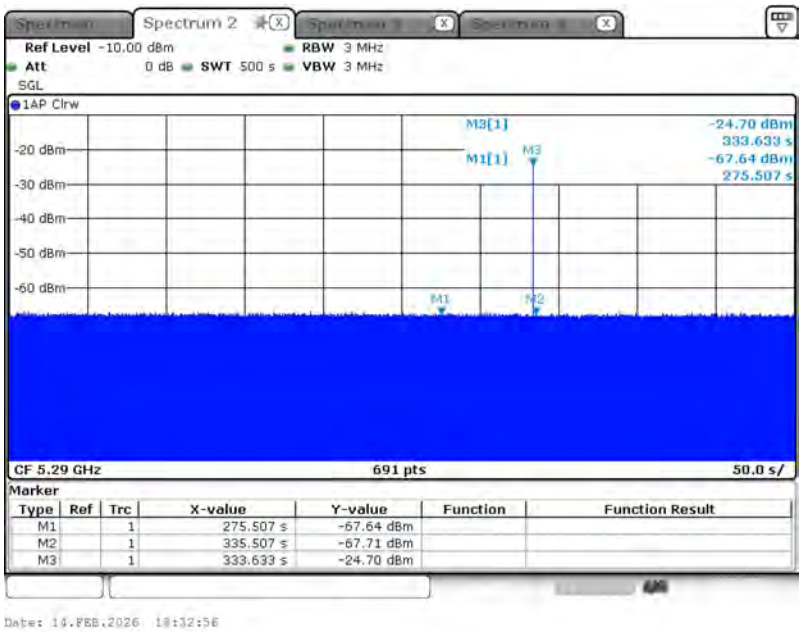


| Test Result | Complied |
|---|---|

| Modulation Mode | Freq. (MHz) | Radar Type Signal |
|---|---|---|
| 802.11be (EHT80) | 5530 MHz | 0 |

Visual indication on the EUT of successful detection of the radar Burst will be recorded and reported. Observation of emissions will continue for 162.319 seconds after the radar Burst has been generated. Verify that during the 500 seconds measurement window no EUT transmissions occurred.

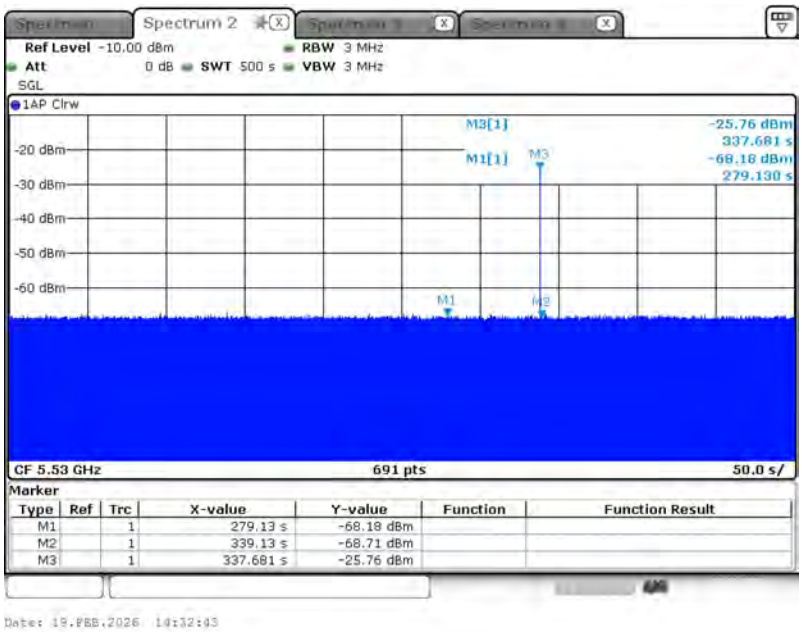


| Test Result | Complied |
|---|---|

**Test mode: Mode 3**

| Modulation Mode | Freq. | Radar Test Signal |
|---|---|---|
| 802.11be (EHT160) | 5570 MHz | 0 |

Visual indication on the EUT of successful detection of the radar Burst will be recorded and reported. Observation of emissions will continue for 161.159 seconds after the radar Burst has been generated. Verify that during the 400 seconds measurement window no EUT transmissions occurred.

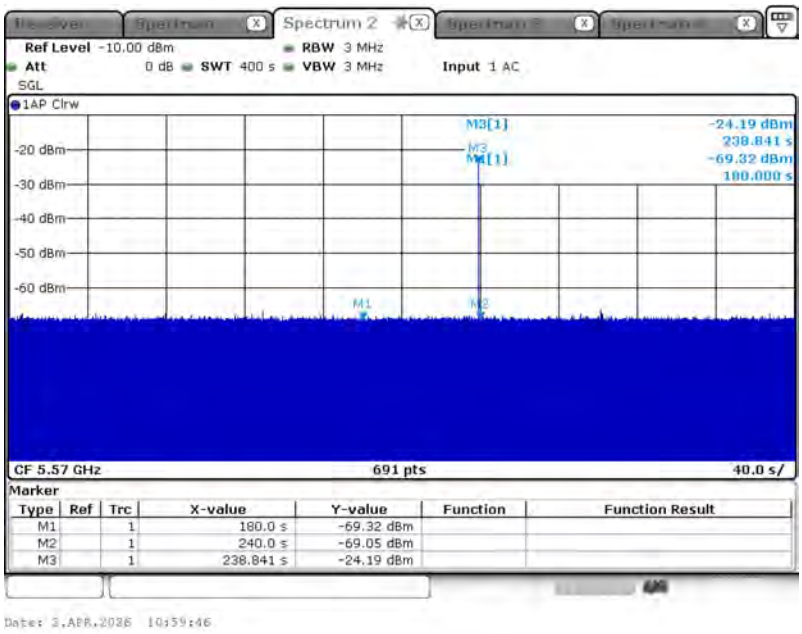


| Test Result | Complied |
|---|---|

**Test mode: Mode 4**

| Modulation Mode | Freq. | Radar Test Signal |
|---|---|---|
| 802.11be (EHT160) | 5250 MHz | 0 |

Visual indication on the EUT of successful detection of the radar Burst will be recorded and reported. Observation of emissions will continue for 157.681 seconds after the radar Burst has been generated. Verify that during the 400 seconds measurement window no EUT transmissions occurred.

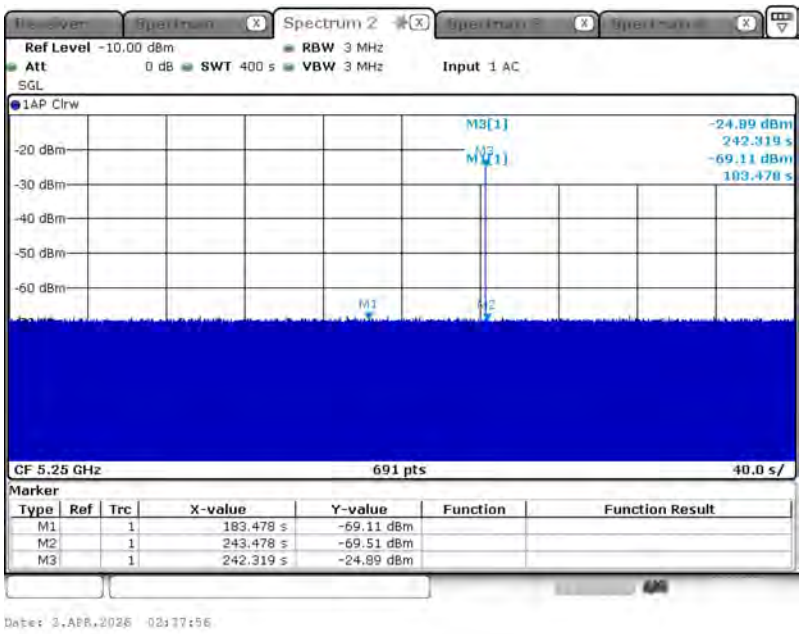


| Test Result | Complied |
|---|---|

| Modulation Mode | Freq. | Radar Test Signal |
|---|---|---|
| 802.11be (EHT160) | 5570 MHz | 0 |

Visual indication on the EUT of successful detection of the radar Burst will be recorded and reported. Observation of emissions will continue for 158.261 seconds after the radar Burst has been generated. Verify that during the 400 seconds measurement window no EUT transmissions occurred.

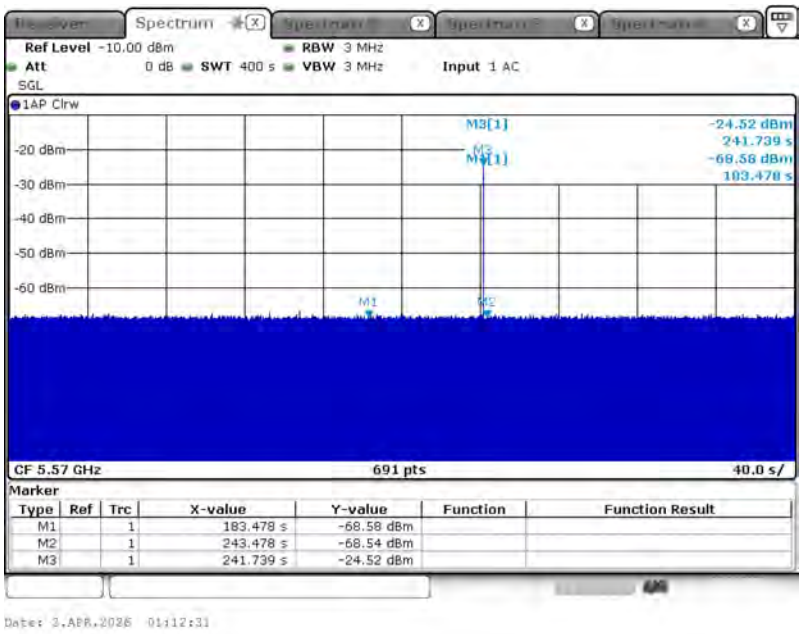


| Test Result | Complied |
|---|---|

**Test mode: Mode 5**

| Modulation Mode | Freq. | Radar Test Signal |
|---|---|---|
| 802.11be (EHT160) | 5570 MHz | 0 |
| Visual indication on the EUT of successful detection of the radar Burst will be recorded and reported. Observation of emissions will continue for 213.768 seconds after the radar Burst has been generated. Verify that during the 500 seconds measurement window no EUT transmissions occurred. | | |

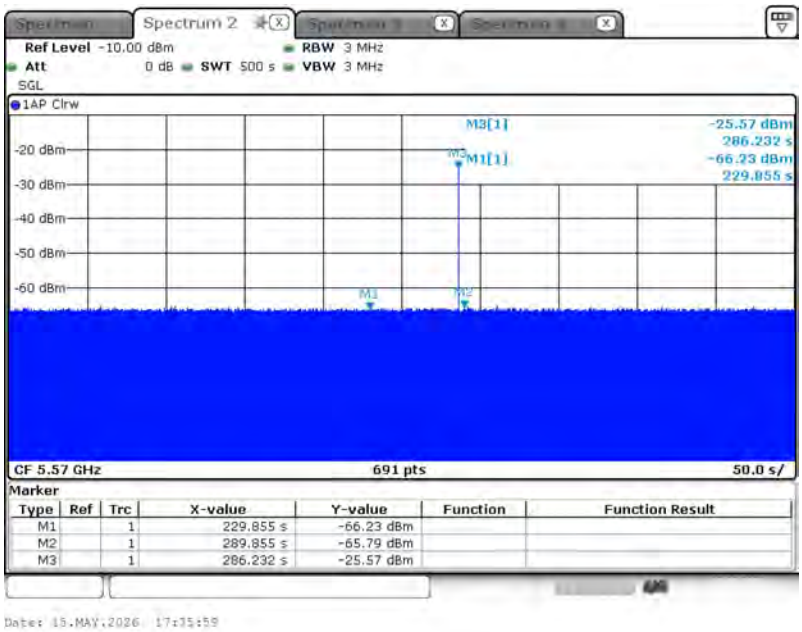


| Test Result | Complied |
|---|---|

**Test mode: Mode 6**

| Modulation Mode | Freq. | Radar Test Signal |
|---|---|---|
| 802.11be (EHT160) | 5570 MHz | 0 |

Visual indication on the EUT of successful detection of the radar Burst will be recorded and reported. Observation of emissions will continue for 213.768 seconds after the radar Burst has been generated. Verify that during the 500 seconds measurement window no EUT transmissions occurred.

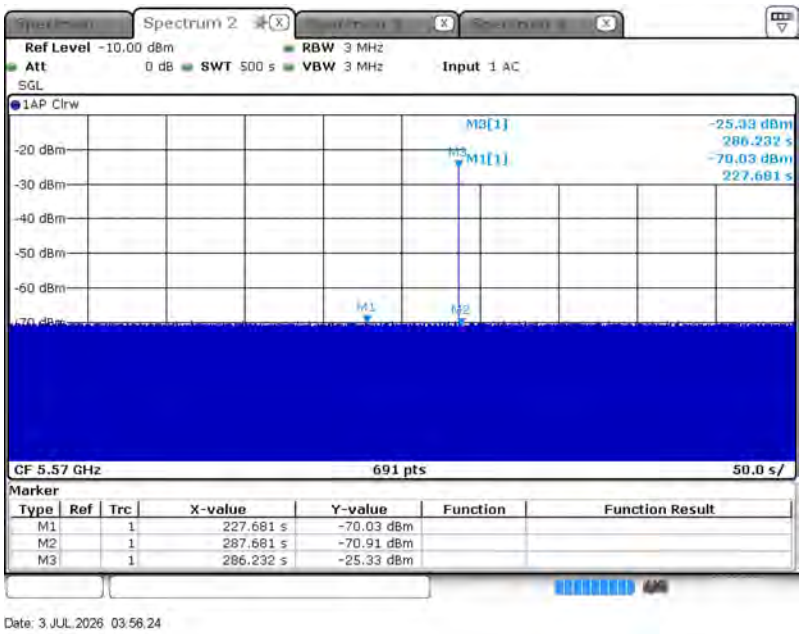


| Test Result | Complied |
|---|---|

## 3.5 In-service Monitoring

### 3.5.1 In-service Monitoring Limit

| In-service Monitoring Limit | |
|---|---|
| Channel Move Time | 10 sec |
| Channel Closing Transmission Time | 200 ms + an aggregate of 60 ms over remaining 10 sec periods. |
| Non-occupancy period | Minimum 30 minutes |

### 3.5.2 Measuring Instruments

Refer a test equipment and calibration data table in this test report.

### 3.5.3 Test Procedures

| | Test Method |
|---|---|
| ☒ | Verified during In-Service Monitoring; Channel Closing Transmission Time, Channel Move Time. Client Device will associate with the EUT. Observe the transmissions of the EUT at the end of the radar Burst on the Operating Channel for duration greater than 10 seconds. Measure and record the transmissions from the EUT during the observation time (Channel Move Time). Compare the Channel Move Time and Channel Closing Transmission Time limits. |
| ☒ | Verified during In-Service Monitoring; Channel Closing Transmission Time, Channel Move Time. One 12 sec plot needs to be reported for the Short Pulse Radar Types 0. And zoom-in a 60 ms plot verified channel closing time for the aggregate transmission time starting from 200ms after the end of the radar signal to the completion of the channel move. |
| ☒ | Verified during In-Service Monitoring; Non-Occupancy Period. Client Device will associate with the EUT. Observe the transmissions of the EUT at the end of the radar Burst on the Operating Channel for duration greater than 10 seconds. Measure and record the transmissions from the EUT during the observation time (Non-Occupancy Period). Compare the Non-Occupancy Period limits. |

### 3.5.4 Test Result of Puncturing Bandwidth

**Test mode: Mode 3**

| Frequency (MHz) | Bandwidth Type | $F_L$ (MHz) | $F_H$ (MHz) | 99% Occupied Bandwidth (MHz) | Limit | Result |
|---|---|---|---|---|---|---|
| 5570 | Puncturing Bandwidth (Full) | 5491.418 | 5648.582 | 157.163 | < 160 MHz | Pass |
| | Puncturing Bandwidth (Lower Band) | 5491.245 | 5609.363 | 118.118 | The DFS observation band (5610~5630) is not occupied. | Pass |
| | Puncturing Bandwidth (Upper Band) | 5626.874 | 5651.997 | 25.123 | | |

**99% Occupied Bandwidth Plot**

Puncturing Bandwidth (Full)

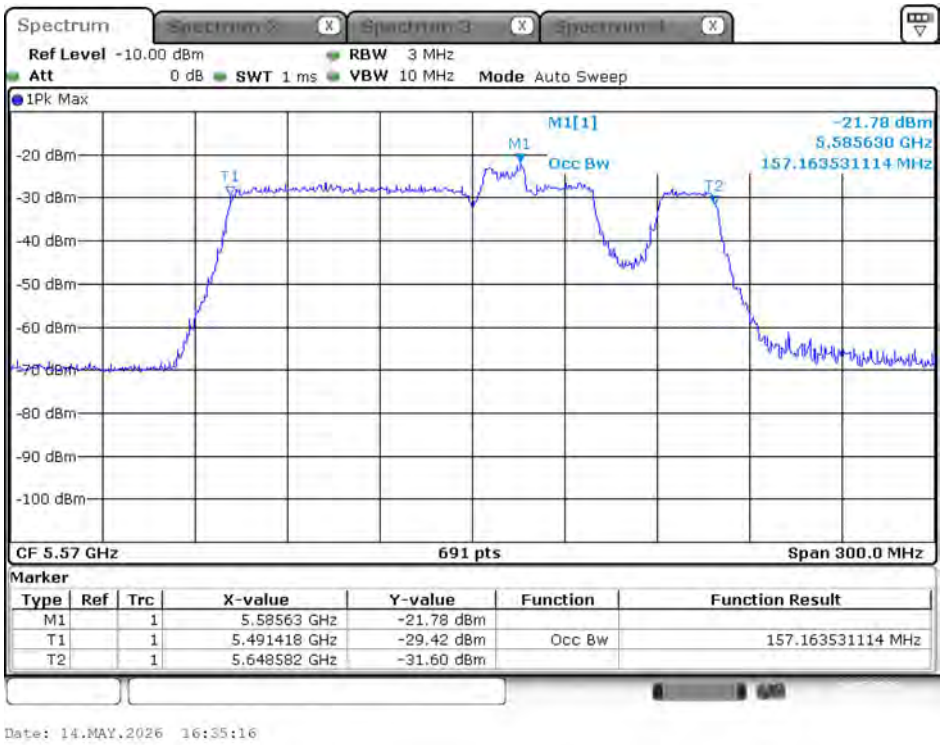

Puncturing Bandwidth (Lower Band)

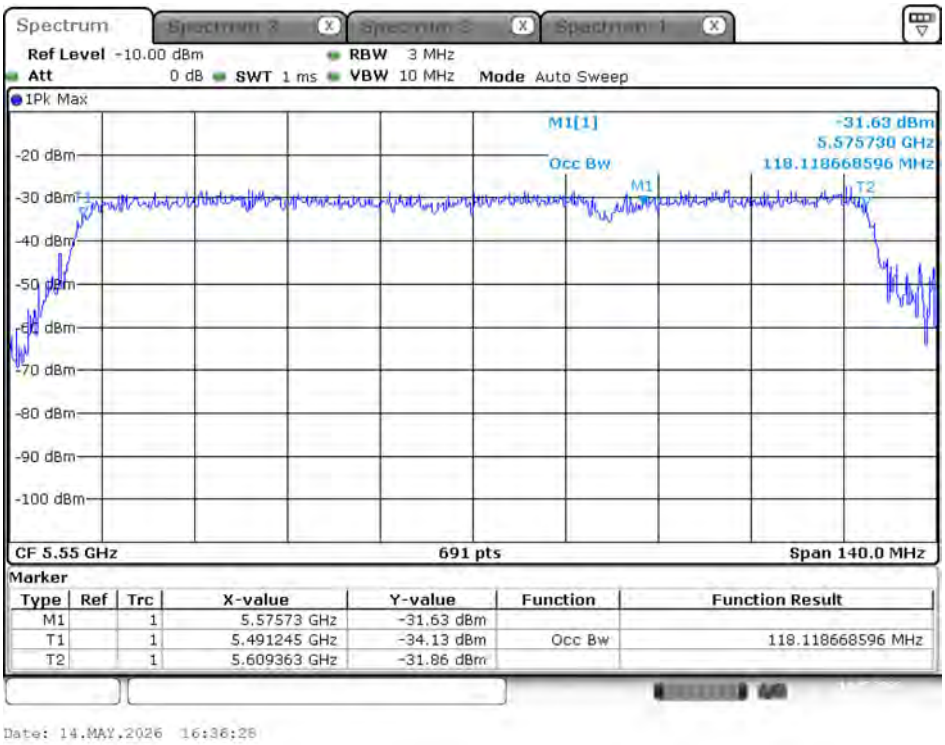


Puncturing Bandwidth (Upper Band)

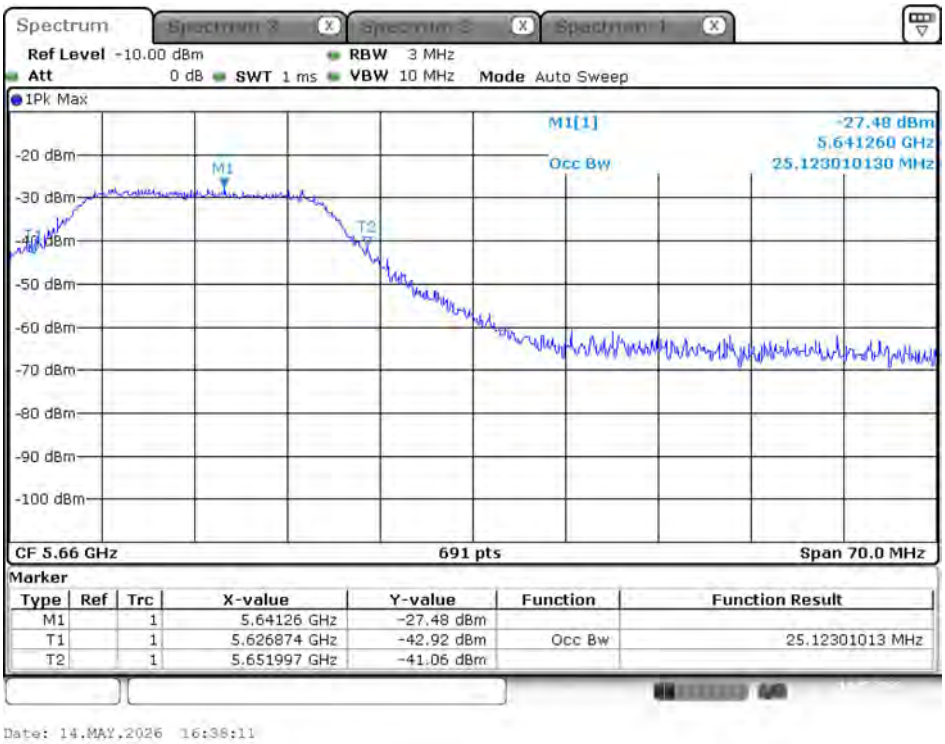

**Test mode: Mode 4**

| Frequency (MHz) | Bandwidth Type | $F_L$ (MHz) | $F_H$ (MHz) | 99% Occupied Bandwidth (MHz) | Limit | Result |
|---|---|---|---|---|---|---|
| 5250 | Puncturing Bandwidth (Full) | 5171.418 | 5329.016 | 157.597 | < 160 MHz | Pass |
| | Puncturing Bandwidth (Lower Band) | 5171.245 | 5289.363 | 118.118 | The DFS observation band (5290~5310) is not occupied. | Pass |
| | Puncturing Bandwidth (Upper Band) | 5305.995 | 5332.131 | 26.136 | | |

**99% Occupied Bandwidth Plot**

Puncturing Bandwidth (Full)

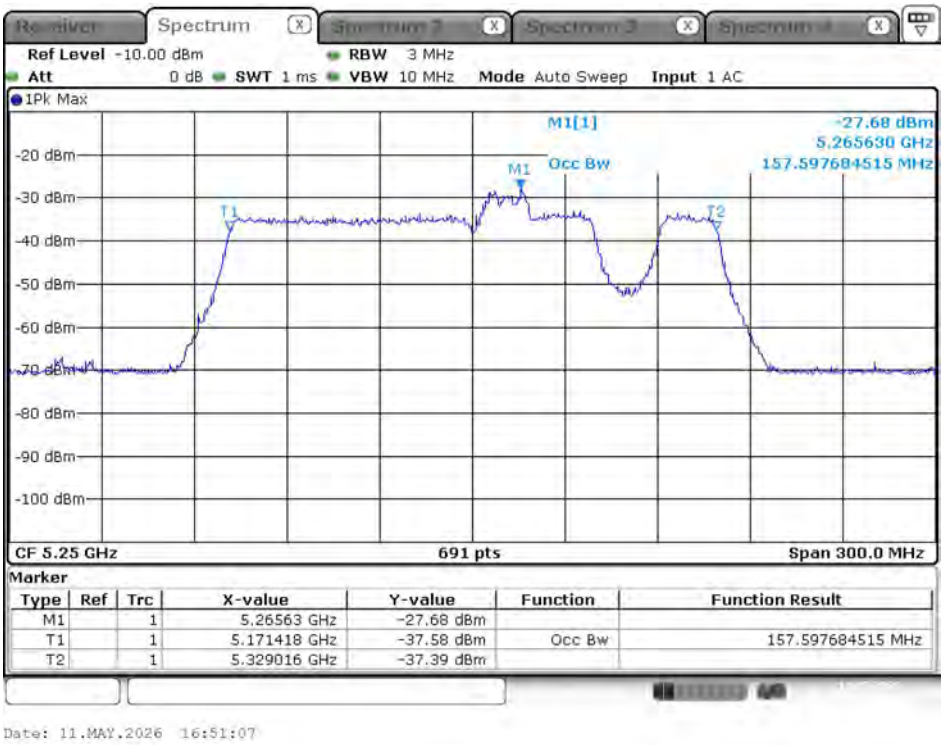

Puncturing Bandwidth (Lower Band)

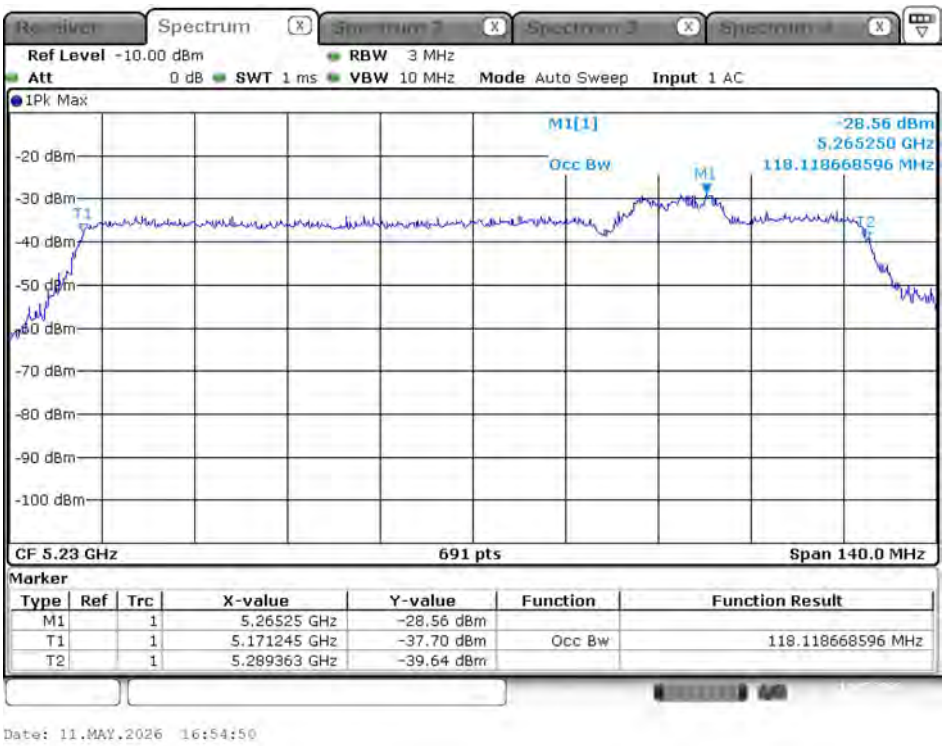


Puncturing Bandwidth (Upper Band)

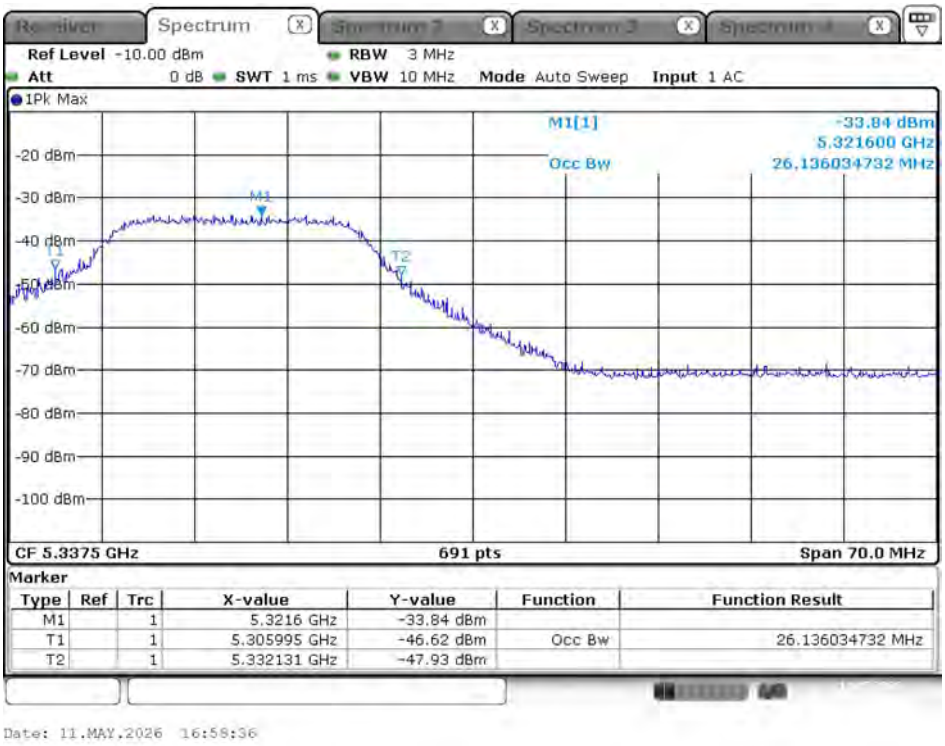

| Frequency (MHz) | Bandwidth Type | $F_L$ (MHz) | $F_H$ (MHz) | 99% Occupied Bandwidth (MHz) | Limit | Result |
|---|---|---|---|---|---|---|
| 5570 | Puncturing Bandwidth (Full) | 5490.987 | 5648.582 | 157.597 | < 160 MHz | Pass |
| | Puncturing Bandwidth (Lower Band) | 5491.042 | 5609.363 | 118.321 | The DFS observation band (5610~5630) is not occupied. | Pass |
| | Puncturing Bandwidth (Upper Band) | 5628.191 | 5651.795 | 23.603 | | |

**99% Occupied Bandwidth Plot**

Puncturing Bandwidth (Full)

Puncturing Bandwidth (Lower Band)

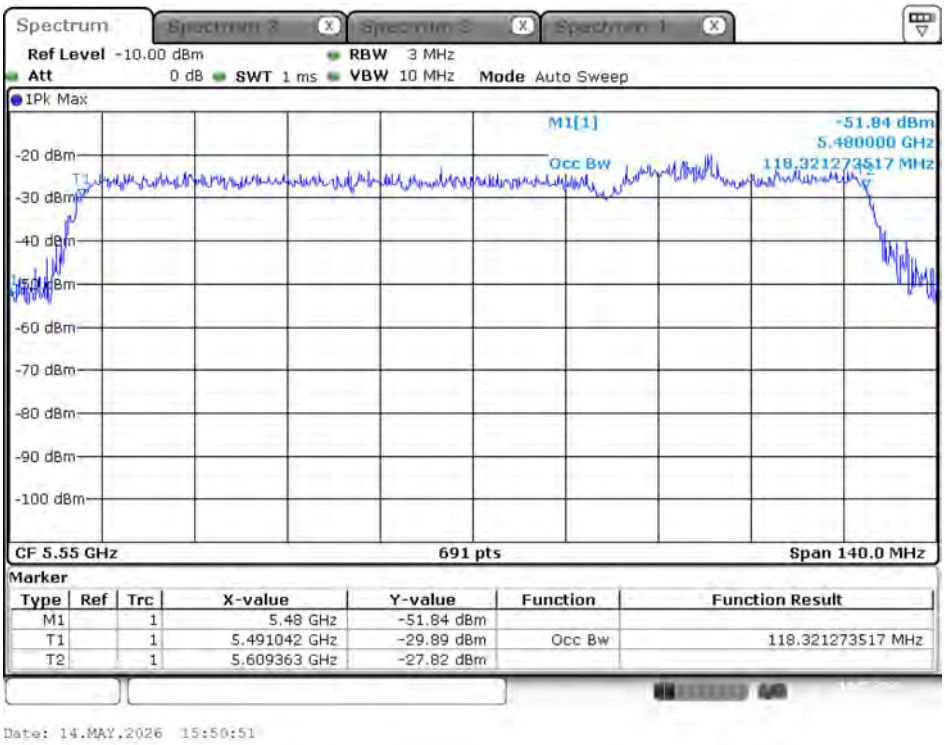


Puncturing Bandwidth (Upper Band)

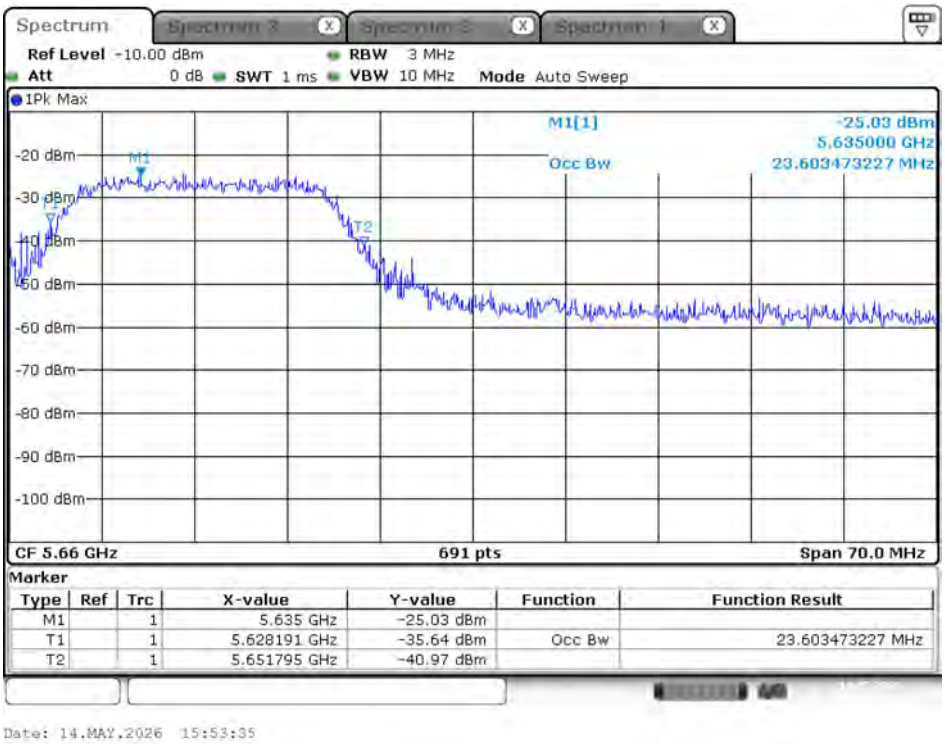

### 3.5.5 Test Result of Channel Move Time

**Test mode: Mode 1**
**Modulation Mode: 802.11be (EHT80)**

| Parameter | Test Result | Limit |
|---|---|---|
| | Type 0 | |
| Test Channel (MHz) | 5530 MHz | - |
| Channel Move Time (sec.) | 0.539 | < 10s |

| Modulation Mode | Freq. | Radar Type |
|---|---|---|
| 802.11be (EHT80) | 5530 MHz | 0 |

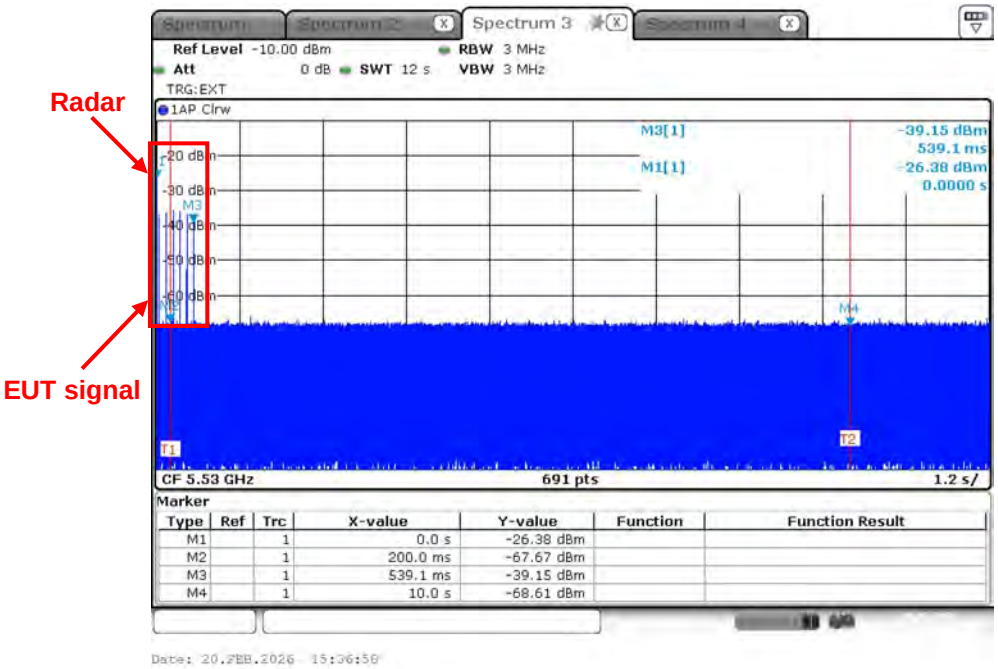

**Test mode: Mode 2**
**Modulation Mode: 802.11be (EHT80)**

| Parameter | Test Result | | Limit |
|---|---|---|---|
| | Type 0 | | |
| Test Channel (MHz) | 5290 MHz | 5530 MHz | - |
| Channel Move Time (sec.) | 0.469 | 0.469 | < 10s |

| Modulation Mode | Freq. | Radar Type |
|---|---|---|
| 802.11be (EHT80) | 5290 MHz | 0 |

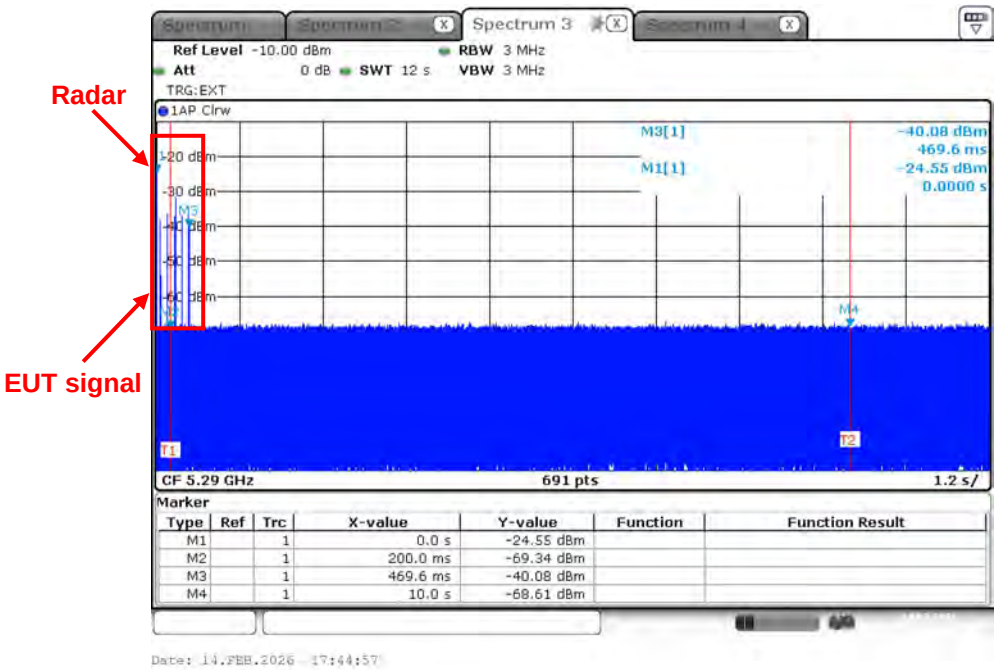

| Modulation Mode | Freq. | Radar Type |
|---|---|---|
| 802.11be (EHT80) | 5530 MHz | 0 |

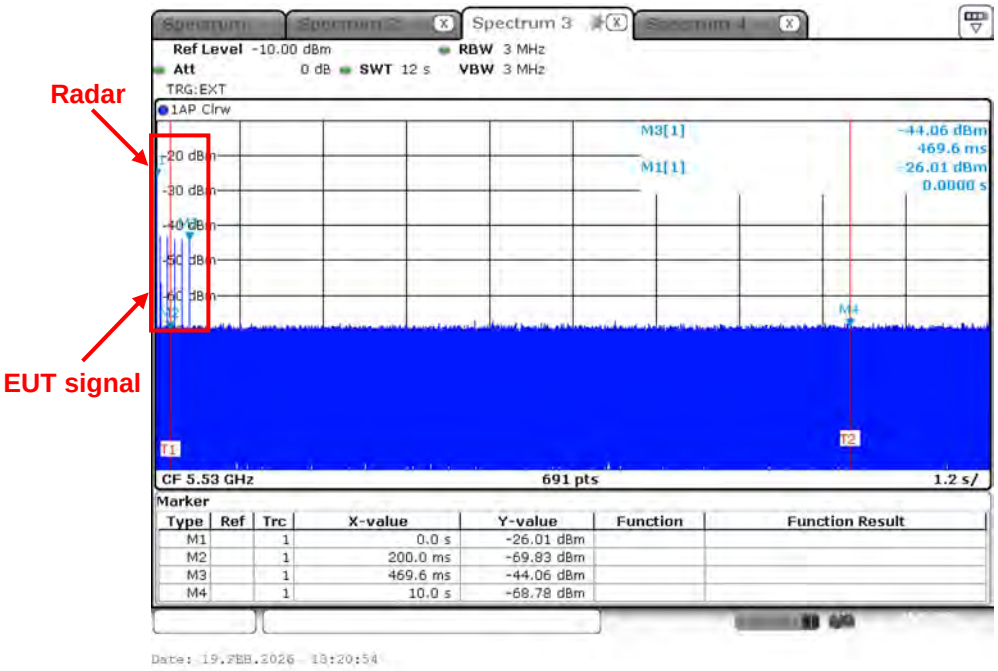

**Test mode: Mode 3**
**Modulation Mode: 802.11be (EHT160)**

| Parameter | Test Result | Limit |
|---|---|---|
| | Type 0 | |
| Test Channel (MHz) | 5570 MHz | - |
| Channel Move Time (sec.) | 0.000 | < 10s |

| Modulation Mode | Freq. | Radar Type |
|---|---|---|
| 802.11be (EHT160) | 5570 MHz | 0 |

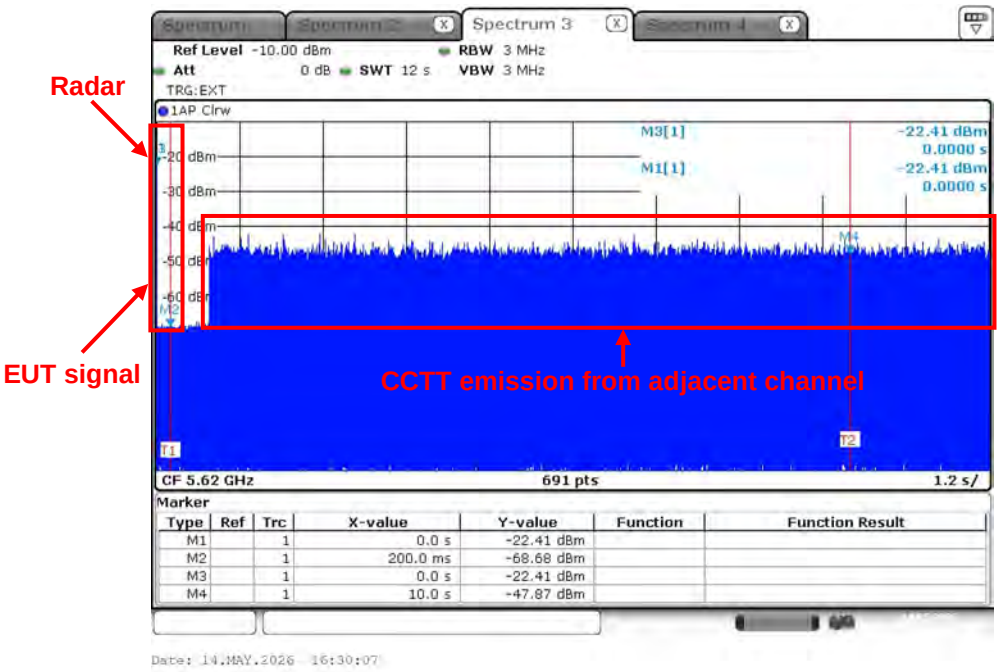

**Test mode: Mode 4**
**Modulation Mode: 802.11be (EHT160)**

| Parameter | Test Result | | Limit |
|---|---|---|---|
| | Type 0 | | |
| Test Channel (MHz) | 5250 MHz | 5570 MHz | - |
| Channel Move Time (sec.) | 0.000 | 0.000 | < 10s |

| Modulation Mode | Freq. | Radar Type |
|---|---|---|
| 802.11be (EHT160) | 5250 MHz | 0 |

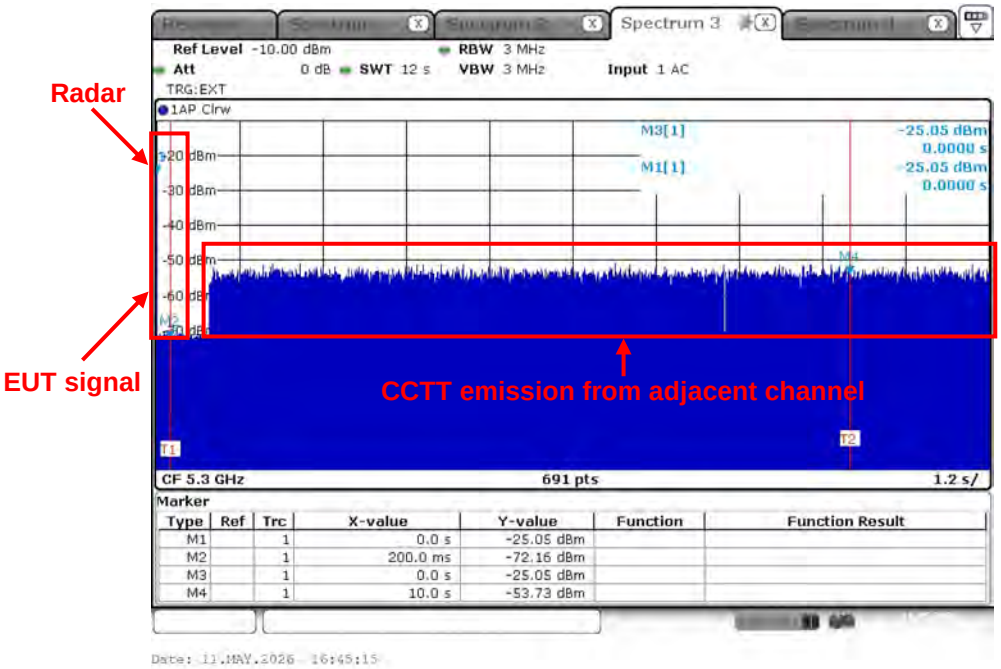
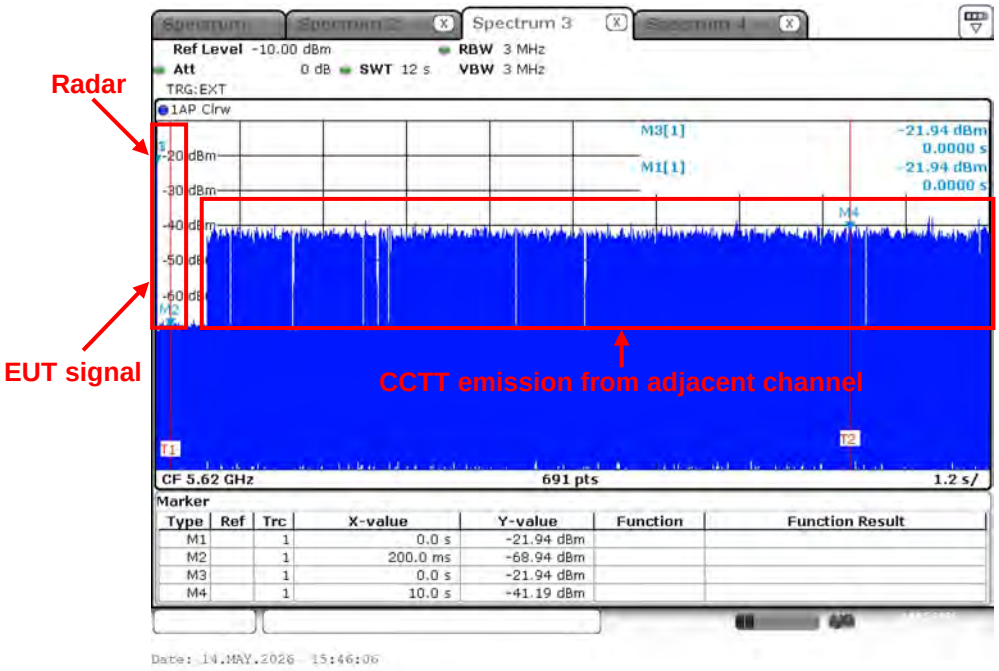
| Modulation Mode | Freq. | Radar Type |
|---|---|---|
| 802.11be (EHT160) | 5570 MHz | 0 |