VERTICAL RESULT

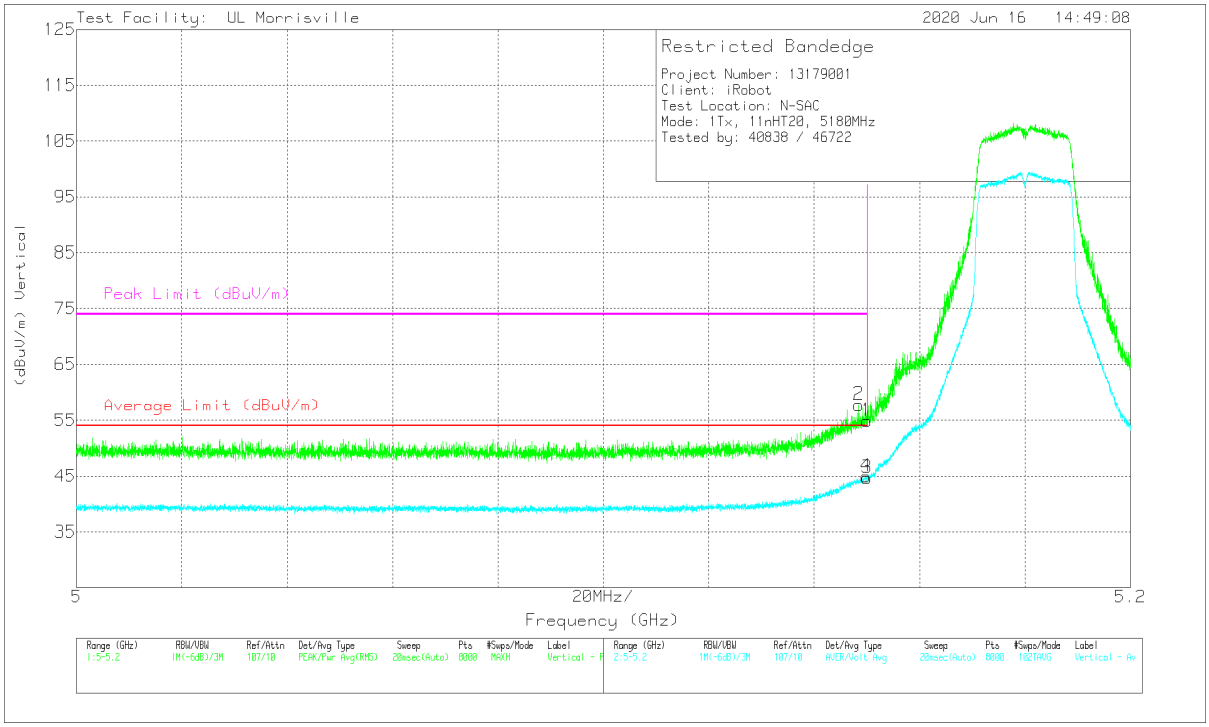

Marker	Frequency (GHz)	Meter Reading (dBuV)	Det	AT0072 dB(/m)	Amp/Cbl/Fltr/Pad (dB)	DC Corr (dB)	Corrected Reading (dBuV/m)	Average Limit (dBuV/m)	Margin (dB)	Peak Limit (dBuV/m)	PK Margin (dB)	Azimuth (Degs)	Height (cm)	Polarity
1	* ** 5.14999	42.35	Pk	34.2	-21.7	0	54.85	-	-	74	-19.15	44	107	V
2	* ** 5.14844	45.27	Pk	34.2	-21.7	0	57.77	-	-	74	-16.23	44	107	V
3	* ** 5.14999	31.96	ADV	34.2	-21.7	.24	44.7	54	-9.3	-	-	44	107	V
4	* ** 5.14984	32.18	ADV	34.2	-21.7	.24	44.92	54	-9.08	-	-	44	107	V

* - indicates frequency in CFR47 Pt 15 / IC RSS-Restricted Band
** - indicates frequency in Taiwan NCC LP0002 Restricted Band
Pk - Peak detector
ADV - Linear Voltage Average

UL LLC
12 Laboratory Dr., RTP, NC 27709, USA TEL:(919) 549-1400
This report shall not be reproduced except in full, without the written approval of UL LLC.

HARMONICS AND SPURIOUS EMISSIONS

LOW CHANNEL RESULTS

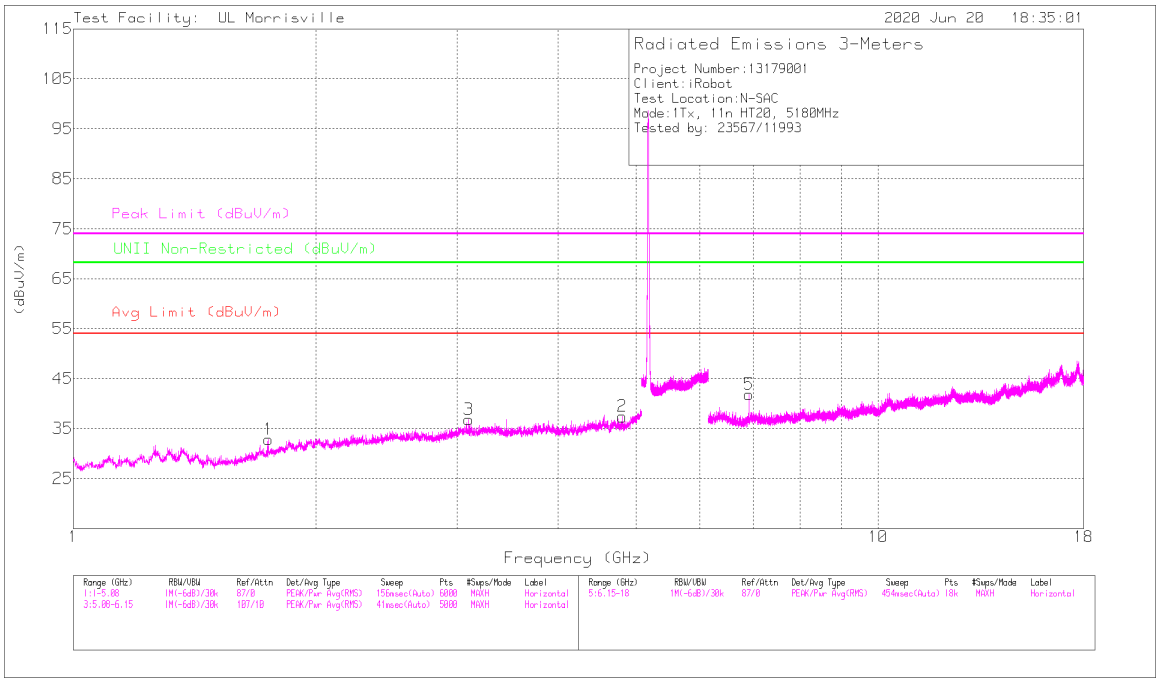

HORIZONTAL

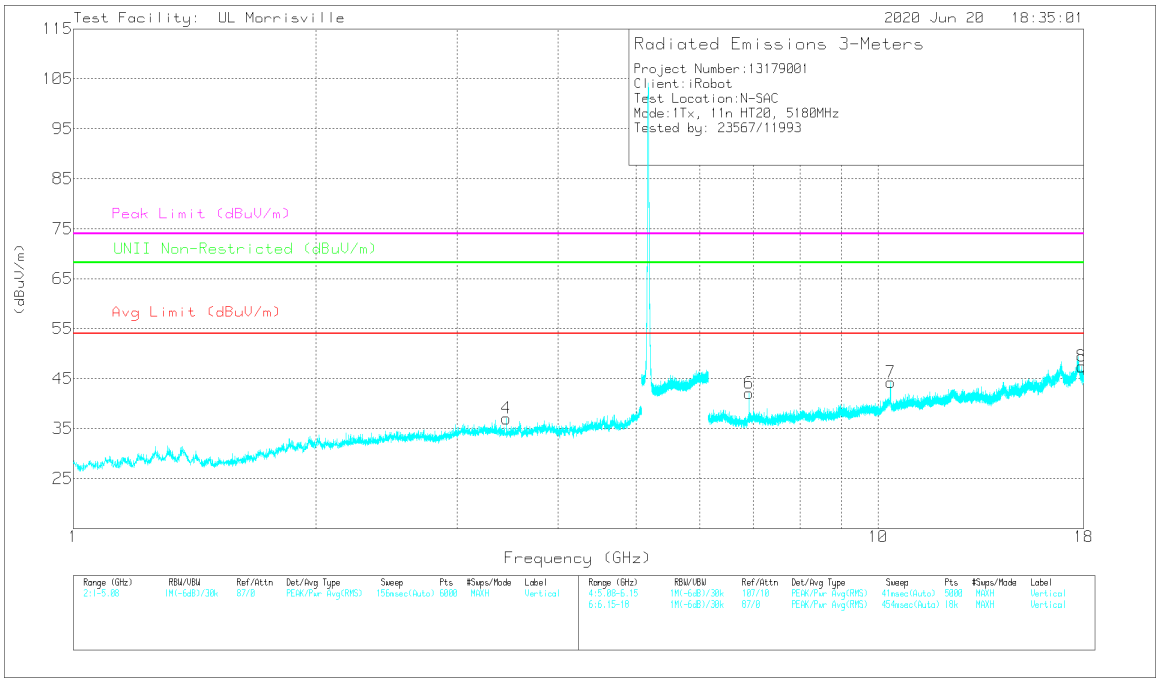

VERTICAL

UL LLC
12 Laboratory Dr., RTP, NC 27709, USA
TEL:(919) 549-1400

This report shall not be reproduced except in full, without the written approval of UL LLC.

RADIATED EMISSIONS

Marker	Frequency (GHz)	Meter Reading (dBuV)	Det	AT0072 dB(/m)	Amp/Cbl/Fltr/Pad (dB)	DC Corr (dB)	Corrected Reading (dBuV/m)	Avg Limit (dBuV/m)	Margin (dB)	Peak Limit (dBuV/m)	PK Margin (dB)	UNII Non-Restricted (dBuV/m)	PK Margin (dB)	Azimuth (Degs)	Height (cm)	Polarity
1	** 1.74762	42.99	PK-U	29.6	-35	0	37.59	-	-	74	-36.41	68.2	-30.61	92	322	H
	** 1.74957	30.07	ADV	29.6	-35	.24	24.91	54	-29.09	-	-	-	-	92	322	H
2	* ** 4.80564	39.65	PK-U	34.2	-30.3	0	43.55	-	-	74	-30.45	-	-	236	234	H
	* ** 4.80565	26.28	ADV	34.2	-30.3	.24	30.42	54	-23.58	-	-	-	-	236	234	H
8	* ** 17.90453	35.69	PK-U	41.4	-23.6	0	53.49	-	-	74	-20.51	-	-	211	214	V
	* ** 17.9049	22.43	ADV	41.4	-23.6	.24	40.47	54	-13.53	-	-	-	-	211	214	V
3	3.09823	42.24	PK-U	33.2	-32.7	0	42.74	-	-	-	-	68.2	-25.46	10	300	H
4	3.45321	43.63	PK-U	32.9	-32.8	0	43.73	-	-	-	-	68.2	-24.47	57	232	V
5	6.90654	40.65	PK-U	35.6	-29.1	0	47.15	-	-	-	-	68.2	-21.05	313	103	H
6	6.90676	39.46	PK-U	35.6	-29.1	0	45.96	-	-	-	-	68.2	-22.24	181	228	V
7	10.36048	38.2	PK-U	37.5	-25	0	50.7	-	-	-	-	68.2	-17.5	255	108	V

* - indicates frequency in CFR47 Pt 15 / IC RSS-Restricted Band
** - indicates frequency in Taiwan NCC LP0002 Restricted Band
PK-U - Maximum Peak
ADV - Linear Voltage Average

UL LLC
12 Laboratory Dr., RTP, NC 27709, USA TEL:(919) 549-1400
This report shall not be reproduced except in full, without the written approval of UL LLC.

MID CHANNEL RESULTS

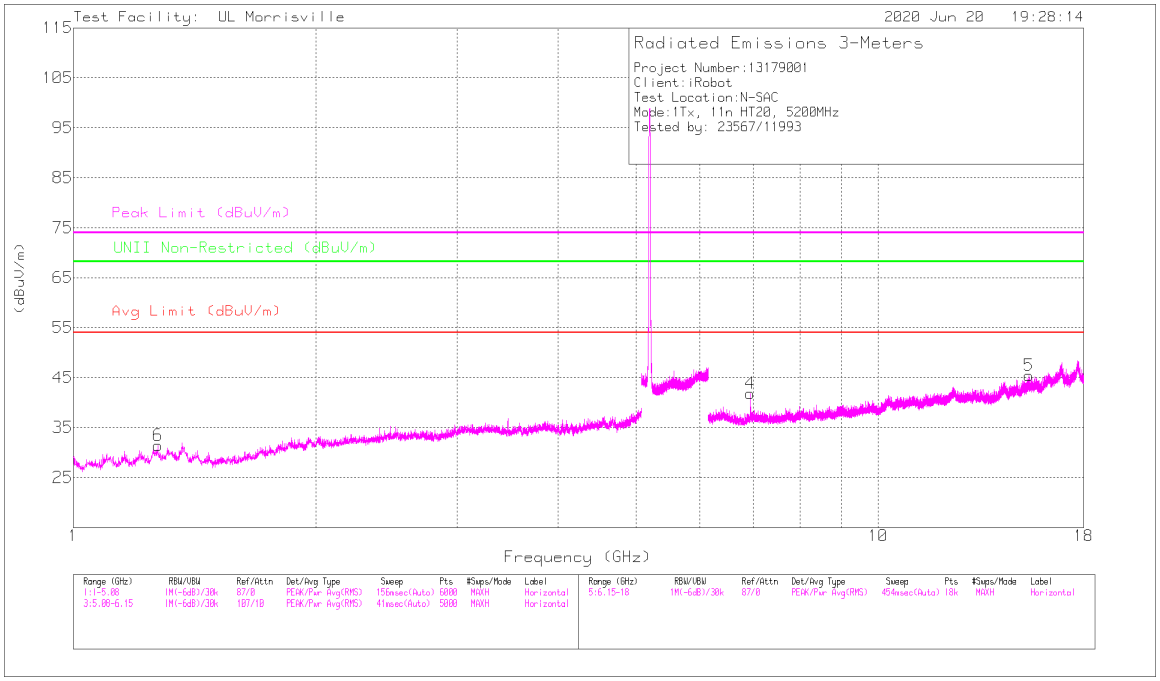

HORIZONTAL

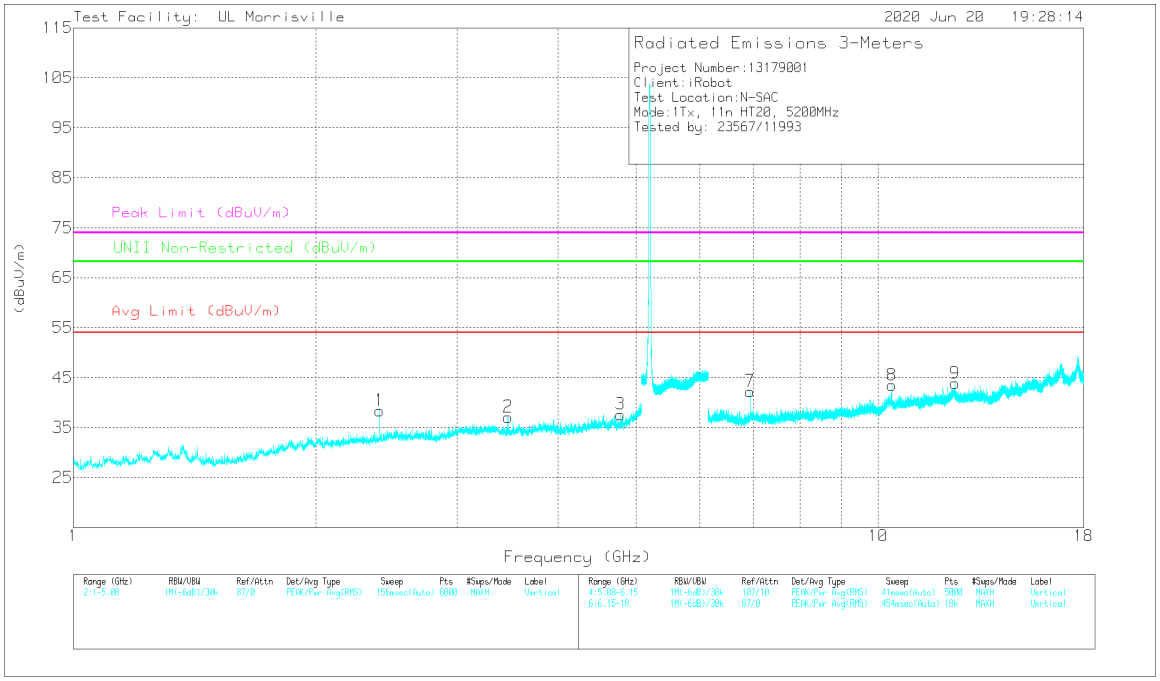

VERTICAL

UL LLC
12 Laboratory Dr., RTP, NC 27709, USA TEL:(919) 549-1400

This report shall not be reproduced except in full, without the written approval of UL LLC.

RADIATED EMISSIONS

Marker	Frequency (GHz)	Meter Reading (dBuV)	Det	AT0072 dB(/m)	Amp/Cbl/Fltr/Pad (dB)	DC Corr (dB)	Corrected Reading (dBuV/m)	Avg Limit (dBuV/m)	Margin (dB)	Peak Limit (dBuV/m)	PK Margin (dB)	UNII Non-Restricted (dBuV/m)	PK Margin (dB)	Azimuth (Degs)	Height (cm)	Polarity
6	* 1.27272	43.5	PK-U	29.5	-36.1	0	36.9	-	-	74	-37.1	68.2	-31.32	356	358	H
	* 1.27134	30.83	ADV	29.4	-36.1	.24	24.37	54	-29.63	-	-	-	-	356	358	H
3	* ** 4.78675	39.78	PK-U	34.2	-30.6	0	43.38	-	-	74	-30.62	-	-	3	376	V
	* ** 4.78657	26.9	ADV	34.2	-30.6	.24	30.74	54	-23.26	-	-	-	-	3	376	V
5	* ** 15.40274	36.57	PK-U	40.1	-25.4	0	51.27	-	-	74	-22.73	-	-	319	289	H
	* ** 15.40293	23.61	ADV	40.1	-25.4	.24	38.55	54	-15.45	-	-	-	-	319	289	H
9	* ** 12.45275	34.92	PK-U	39	-24.5	0	49.42	-	-	74	-24.58	-	-	309	366	V
	* ** 12.45395	22.1	ADV	39	-24.5	.24	36.84	54	-17.16	-	-	-	-	309	366	V
1	2.40193	45.97	PK-U	31.9	-33.6	0	44.27	-	-	-	-	68.2	-23.93	347	188	V
2	3.46663	43.93	PK-U	32.9	-32.8	0	44.03	-	-	-	-	68.2	-24.17	50	207	V
7	6.93332	39.64	PK-U	35.8	-28.7	0	46.74	-	-	-	-	68.2	-21.46	297	375	V
4	6.93336	40.57	PK-U	35.8	-28.7	0	47.67	-	-	-	-	68.2	-20.53	318	102	H
8	10.40839	40.09	PK-U	37.5	-25.8	0	51.79	-	-	-	-	68.2	-16.41	298	112	V

* - indicates frequency in CFR47 Pt 15 / IC RSS-Restricted Band
** - indicates frequency in Taiwan NCC LP0002 Restricted Band
PK-U - Maximum Peak
ADV - Linear Voltage Average

UL LLC
12 Laboratory Dr., RTP, NC 27709, USA TEL:(919) 549-1400
This report shall not be reproduced except in full, without the written approval of UL LLC.

HIGH CHANNEL RESULTS

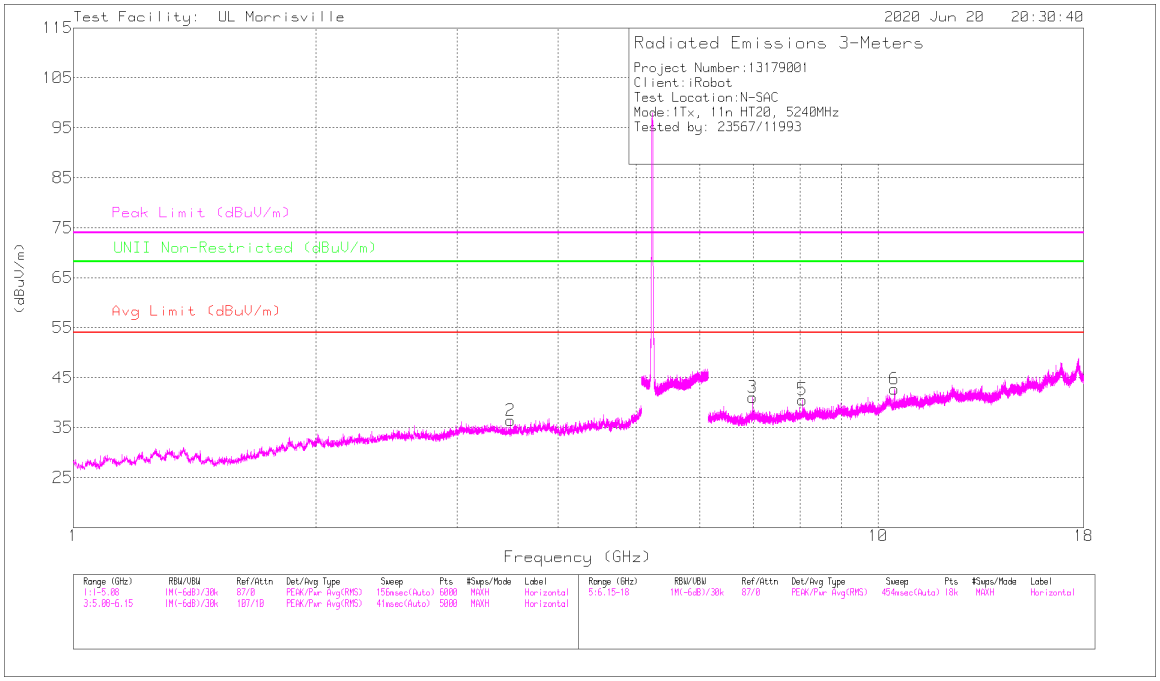

HORIZONTAL

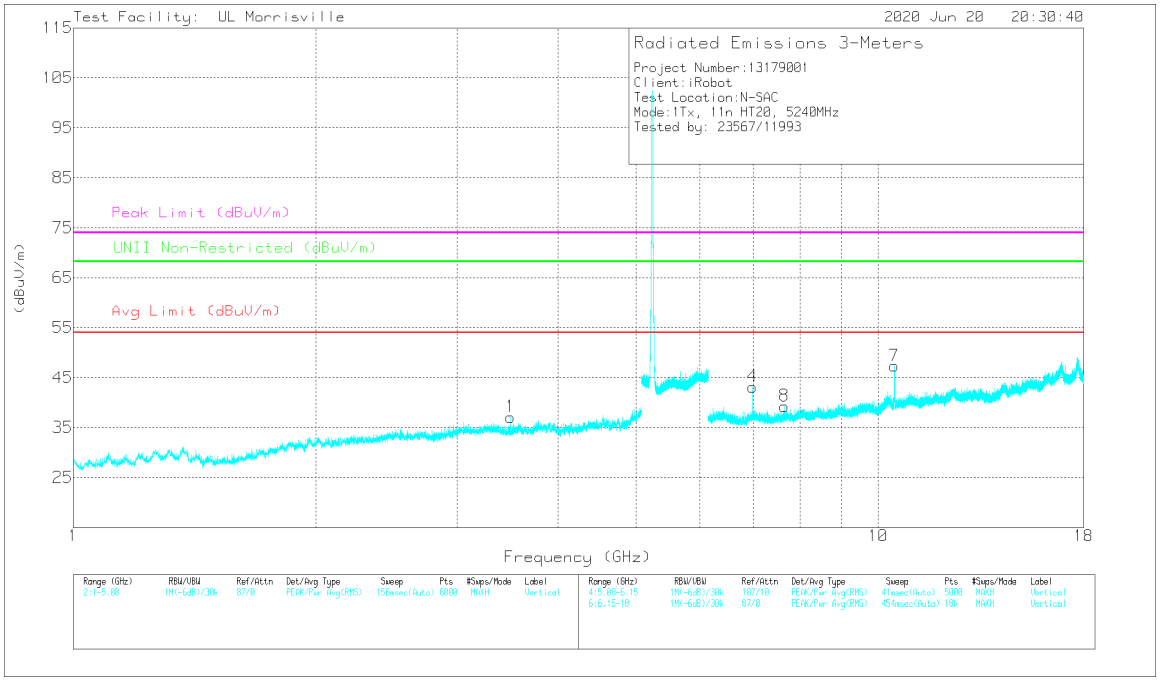

VERTICAL

UL LLC
12 Laboratory Dr., RTP, NC 27709, USA TEL:(919) 549-1400

This report shall not be reproduced except in full, without the written approval of UL LLC.

RADIATED EMISSIONS

Marker	Frequency (GHz)	Meter Reading (dBuV)	Det	AT0072 dB(/m)	Amp/Cbl/Fltr/Pad (dB)	DC Corr (dB)	Corrected Reading (dBuV/m)	Avg Limit (dBuV/m)	Margin (dB)	Peak Limit (dBuV/m)	PK Margin (dB)	UNII Non-Restricted (dBuV/m)	PK Margin (dB)	Azimuth (Degs)	Height (cm)	Polarity
5	* ** 8.05119	37.19	PK-U	35.9	-27	0	46.09	-	-	74	-27.91	-	-	86	259	H
	* ** 8.05034	23.49	ADV	35.9	-27	.24	32.63	54	-21.37	-	-	-	-	86	259	H
8	* ** 7.64876	38.09	PK-U	35.8	-28.5	0	45.39	-	-	74	-28.61	-	-	218	249	V
	* ** 7.64821	24.31	ADV	35.8	-28.5	.24	31.85	54	-22.15	-	-	-	-	218	249	V
1	3.49331	43.23	PK-U	32.9	-32.8	0	43.33	-	-	-	-	68.2	-24.87	52	206	V
2	3.49337	43.46	PK-U	32.9	-32.8	0	43.56	-	-	-	-	68.2	-24.64	93	103	H
4	6.98669	39.35	PK-U	35.7	-28.5	0	46.55	-	-	-	-	68.2	-21.65	325	389	V
3	6.9868	39.53	PK-U	35.7	-28.5	0	46.73	-	-	-	-	68.2	-21.47	322	328	H
7	10.4809	42.41	PK-U	37.6	-26.5	0	53.51	-	-	-	-	68.2	-14.69	286	104	V
6	10.48195	39.07	PK-U	37.6	-26.5	0	50.17	-	-	-	-	68.2	-18.03	223	151	H

* - indicates frequency in CFR47 Pt 15 / IC RSS-Restricted Band
** - indicates frequency in Taiwan NCC LP0002 Restricted Band
PK-U - Maximum Peak
ADV - Linear Voltage Average

UL LLC
12 Laboratory Dr., RTP, NC 27709, USA TEL:(919) 549-1400
This report shall not be reproduced except in full, without the written approval of UL LLC.

1TX PCB Antenna MODE

BANDEDGE (LOW CHANNEL)

HORIZONTAL RESULT

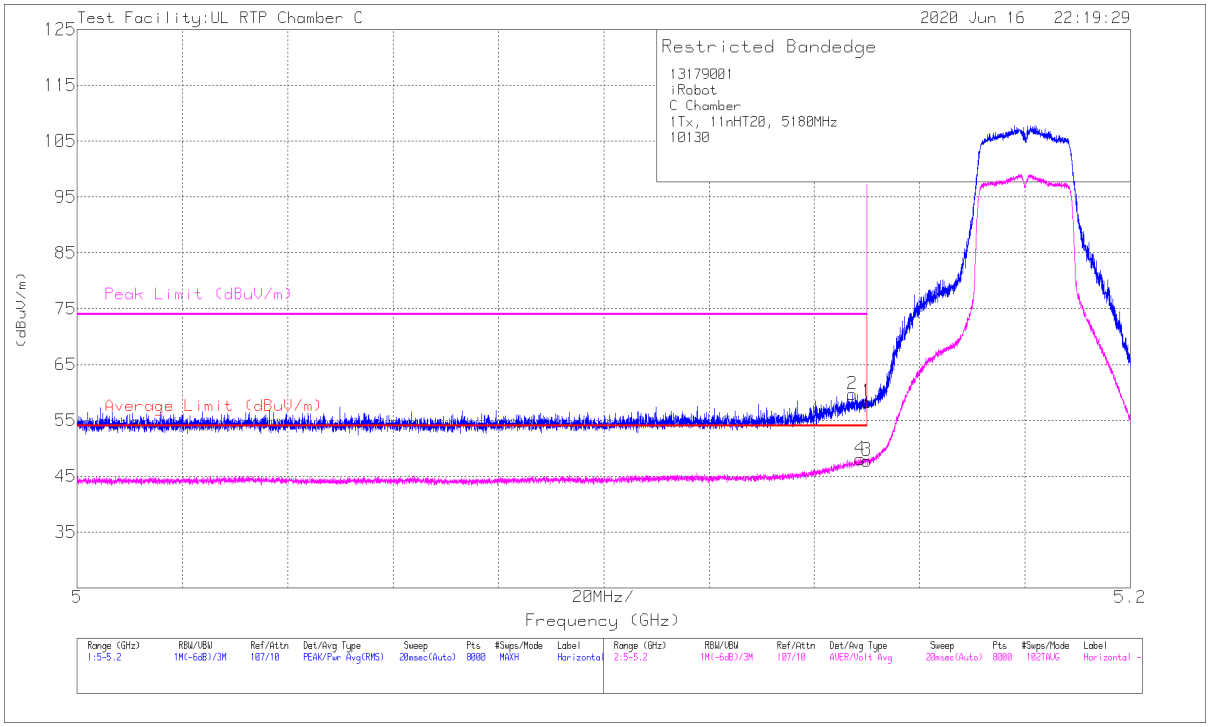

Marker	Frequency (GHz)	Meter Reading (dBuV)	Det	AT0062 (dB/m)	Amp/Cbl/Fltr/Pad (dB)	DC Corr (dB)	Corrected Reading (dBuV/m)	Average Limit (dBuV/m)	Margin (dB)	Peak Limit (dBuV/m)	PK Margin (dB)	Azimuth (Degs)	Height (cm)	Polarity
1	* ** 5.14999	39.89	Pk	34.2	-15.8	0	58.29	-	-	74	-15.71	349	236	H
2	* ** 5.14724	41.29	Pk	34.2	-15.8	0	59.69	-	-	74	-14.31	349	236	H
3	* ** 5.14999	29.17	ADV	34.2	-15.8	.24	47.81	54	-6.19	-	-	349	236	H
4	* ** 5.14872	29.45	ADV	34.2	-15.8	.24	48.09	54	-5.91	-	-	349	236	H

* - indicates frequency in CFR47 Pt 15 / IC RSS-Restricted Band
** - indicates frequency in Taiwan NCC LP0002 Restricted Band
Pk - Peak detector
ADV - Linear Voltage Average

UL LLC
12 Laboratory Dr., RTP, NC 27709, USA TEL:(919) 549-1400
This report shall not be reproduced except in full, without the written approval of UL LLC.

VERTICAL RESULT

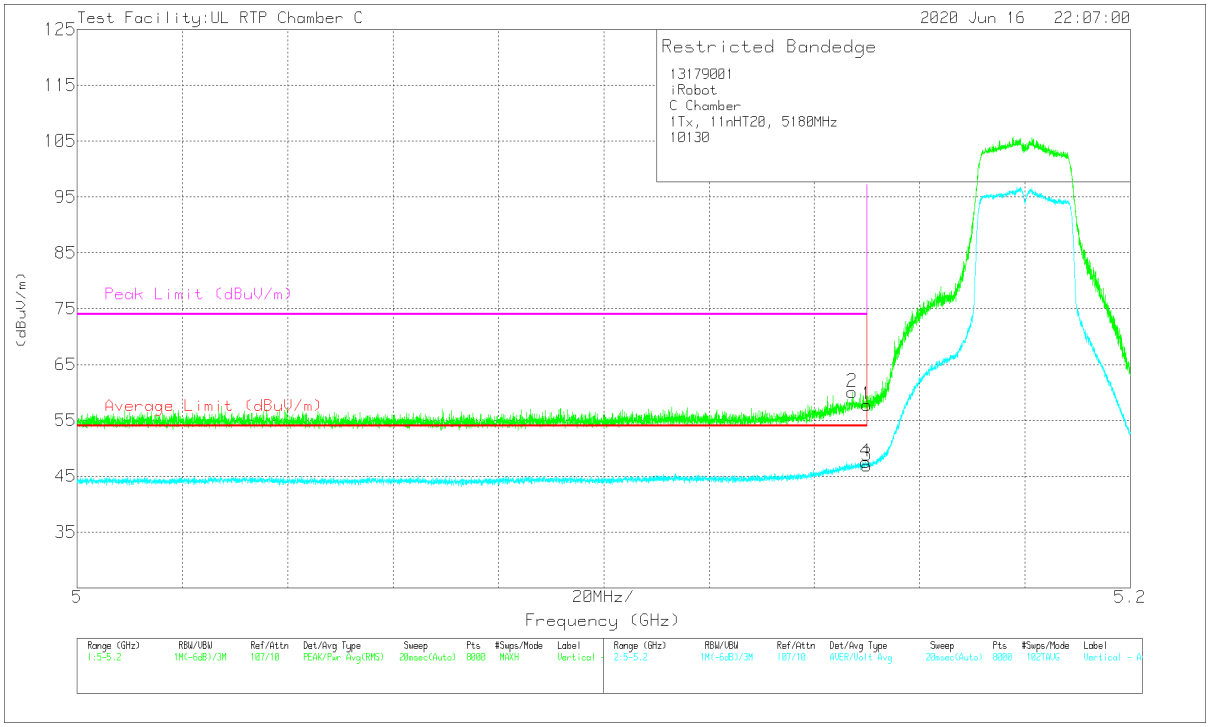

Marker	Frequency (GHz)	Meter Reading (dBuV)	Det	AT0062 (dB/m)	Amp/Cbl/Fltr/Pad (dB)	DC Corr (dB)	Corrected Reading (dBuV/m)	Average Limit (dBuV/m)	Margin (dB)	Peak Limit (dBuV/m)	PK Margin (dB)	Azimuth (Degs)	Height (cm)	Polarity
1	* ** 5.14999	39.4	Pk	34.2	-15.8	0	57.8	-	-	74	-16.2	151	316	V
2	* ** 5.14717	41.7	Pk	34.2	-15.8	0	60.1	-	-	74	-13.9	151	316	V
3	* ** 5.14999	28.32	ADV	34.2	-15.8	.24	46.96	54	-7.04	-	-	151	316	V
4	* ** 5.14977	28.94	ADV	34.2	-15.8	.24	47.58	54	-6.42	-	-	151	316	V

* - indicates frequency in CFR47 Pt 15 / IC RSS-Restricted Band
** - indicates frequency in Taiwan NCC LP0002 Restricted Band
Pk - Peak detector
ADV - Linear Voltage Average

UL LLC
12 Laboratory Dr., RTP, NC 27709, USA
TEL:(919) 549-1400

This report shall not be reproduced except in full, without the written approval of UL LLC.

HARMONICS AND SPURIOUS EMISSIONS

LOW CHANNEL RESULTS

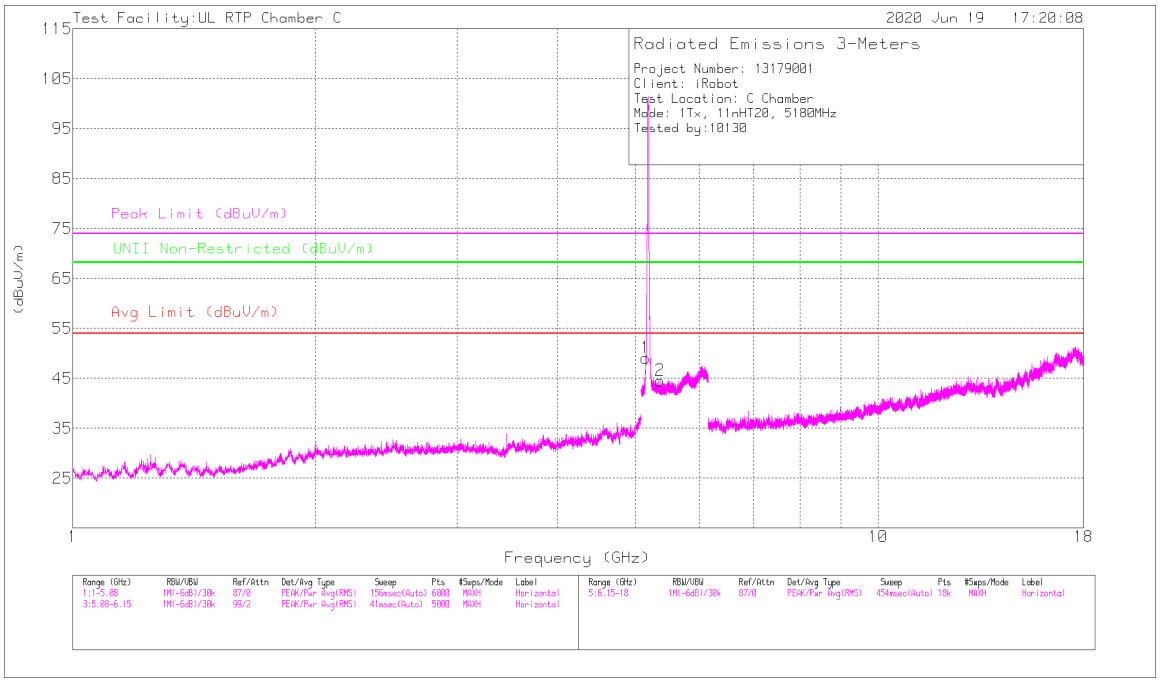

HORIZONTAL

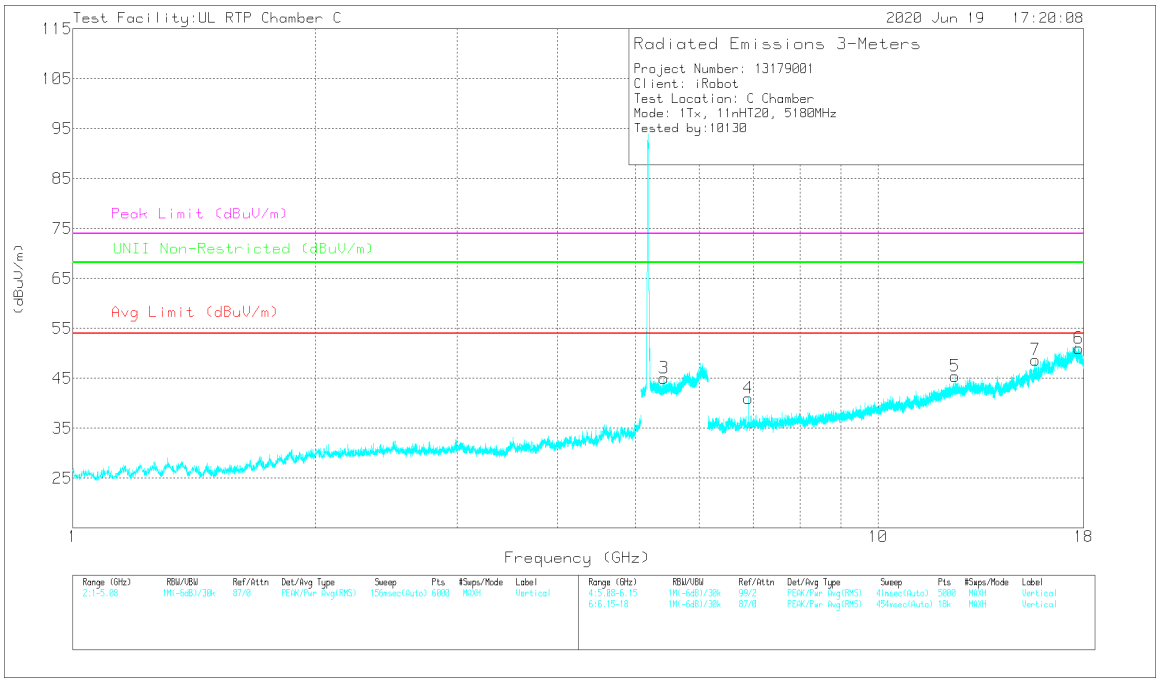

VERTICAL

This report shall not be reproduced except in full, without the written approval of UL LLC.

RADIATED EMISSIONS

Marker	Frequency (GHz)	Meter Reading (dBuV)	Det	AT0062 (dB/m)	Amp/Cbl/Fltr/Pad (dB)	DC Corr (dB)	Corrected Reading (dBuV/m)	Avg Limit (dBuV/m)	Margin (dB)	Peak Limit (dBuV/m)	PK Margin (dB)	UNII Non-Restricted (dBuV/m)	PK Margin (dB)	Azimuth (Degs)	Height (cm)	Polarity
1	* ** 5.14361	38.79	PK-U	34.2	-15.8	0	57.19	-	-	74	-16.81	-	-	73	107	H
	* ** 5.14491	24.75	ADV	34.2	-15.8	.24	43.39	54	-10.61	-	-	-	-	73	107	H
2	* ** 5.36612	31.3	PK-U	34.6	-15.5	0	50.4	-	-	74	-23.6	-	-	39	261	H
	* ** 5.36538	18.32	ADV	34.6	-15.4	.24	37.76	54	-16.24	-	-	-	-	39	261	H
3	* ** 5.4209	30.9	PK-U	34.6	-15.4	0	50.1	-	-	74	-23.9	-	-	295	128	V
	* ** 5.42272	18.15	ADV	34.6	-15.5	.24	37.49	54	-16.51	-	-	-	-	295	128	V
5	* ** 12.45521	51.65	PK-U	39	-41	0	49.65	-	-	74	-24.35	-	-	67	150	V
	* ** 12.45797	38.96	ADV	39	-41.2	.24	37	54	-17	-	-	-	-	67	150	V
6	* ** 17.75266	48.88	PK-U	41.6	-33.5	0	56.98	-	-	74	-17.02	-	-	29	162	V
	* ** 17.75206	36.64	ADV	41.6	-33.4	.24	45.08	54	-8.92	-	-	-	-	29	162	V
7	* ** 15.68734	49.35	PK-U	40.7	-36.5	0	53.55	-	-	74	-20.45	-	-	271	290	V
	* ** 15.68585	37.22	ADV	40.7	-36.6	.24	41.56	54	-12.44	-	-	-	-	271	290	V
4	6.90667	59.54	PK-U	35.7	-46.8	0	48.44	-	-	-	-	68.2	-19.76	292	105	V

* - indicates frequency in CFR47 Pt 15 / IC RSS-Restricted Band
** - indicates frequency in Taiwan NCC LP0002 Restricted Band
PK-U - Maximum Peak
ADV - Linear Voltage Average

UL LLC
12 Laboratory Dr., RTP, NC 27709, USA TEL:(919) 549-1400
This report shall not be reproduced except in full, without the written approval of UL LLC.

MID CHANNEL RESULTS

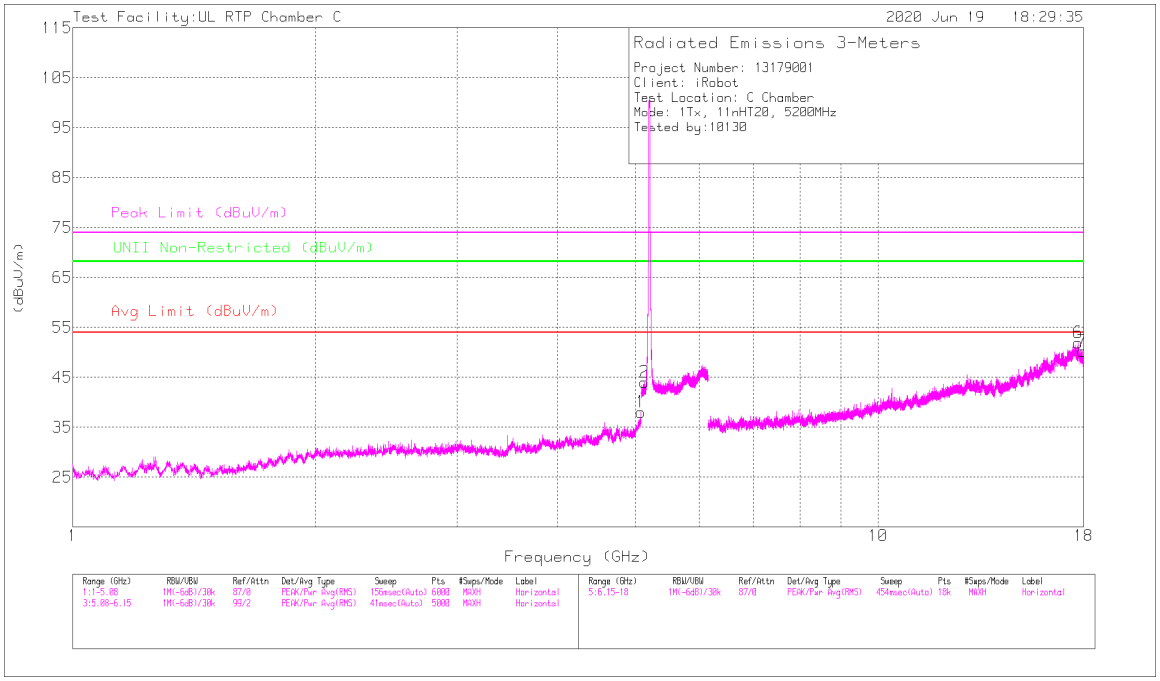

HORIZONTAL

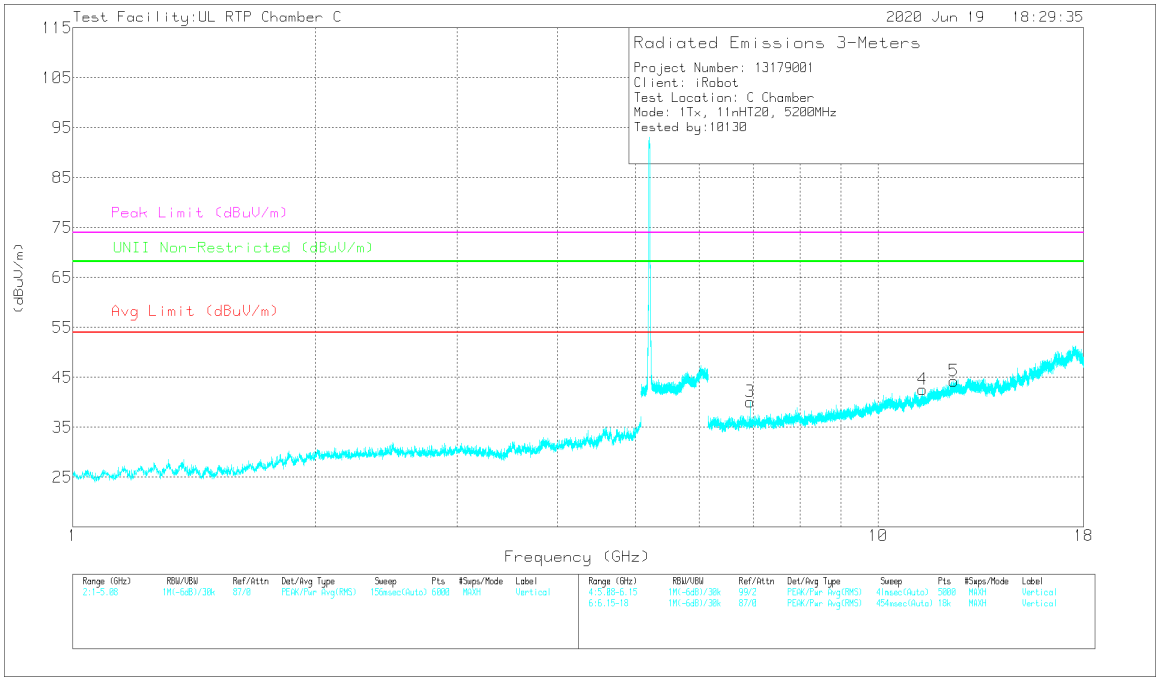

VERTICAL

UL LLC
12 Laboratory Dr., RTP, NC 27709, USA
TEL:(919) 549-1400

This report shall not be reproduced except in full, without the written approval of UL LLC.

RADIATED EMISSIONS

Marker	Frequency (GHz)	Meter Reading (dBuV)	Det	AT0062 (dB/m)	Amp/Cbl/Fltr/Pad (dB)	DC Corr (dB)	Corrected Reading (dBuV/m)	Avg Limit (dBuV/m)	Margin (dB)	Peak Limit (dBuV/m)	PK Margin (dB)	UNII Non-Restricted (dBuV/m)	PK Margin (dB)	Azimuth (Degs)	Height (cm)	Polarity
1	* ** 5.0786	59.07	PK-U	34.1	-46.3	0	46.87	-	-	74	-27.13	-	-	63	102	H
	* ** 5.07754	43.66	ADV	34.1	-46.4	.24	31.6	54	-22.4	-	-	-	-	63	102	H
2	* ** 5.12958	31.83	PK-U	34.2	-15.8	0	50.23	-	-	74	-23.77	-	-	68	207	H
	* ** 5.13013	18.94	ADV	34.2	-15.8	.24	37.58	54	-16.42	-	-	-	-	68	207	H
6	* ** 17.73106	48.61	PK-U	41.6	-33.6	0	56.61	-	-	74	-17.39	-	-	73	310	H
	* ** 17.7297	36.5	ADV	41.6	-33.7	.24	44.64	54	-9.36	-	-	-	-	73	310	H
7	* ** 17.93468	49.11	PK-U	41.5	-35.4	0	55.21	-	-	74	-18.79	-	-	93	102	H
	* ** 17.93385	36.8	ADV	41.5	-35.3	.24	43.24	54	-10.76	-	-	-	-	93	102	H
4	* ** 11.35789	51.82	PK-U	38	-42.5	0	47.32	-	-	74	-26.68	-	-	151	123	V
	* ** 11.35647	39.41	ADV	38	-42.6	.24	35.05	54	-18.95	-	-	-	-	151	123	V
5	* ** 12.41282	52.01	PK-U	39	-40	0	51.01	-	-	74	-22.99	-	-	19	353	V
	* ** 12.41267	39.22	ADV	39	-40	.24	38.46	54	-15.54	-	-	-	-	19	353	V
3	6.93316	59.1	PK-U	35.7	-47.3	0	47.5	-	-	-	-	68.2	-20.7	291	104	V

* - indicates frequency in CFR47 Pt 15 / IC RSS-Restricted Band
** - indicates frequency in Taiwan NCC LP0002 Restricted Band
PK-U - Maximum Peak
ADV - Linear Voltage Average

UL LLC
12 Laboratory Dr., RTP, NC 27709, USA TEL:(919) 549-1400
This report shall not be reproduced except in full, without the written approval of UL LLC.

HIGH CHANNEL RESULTS

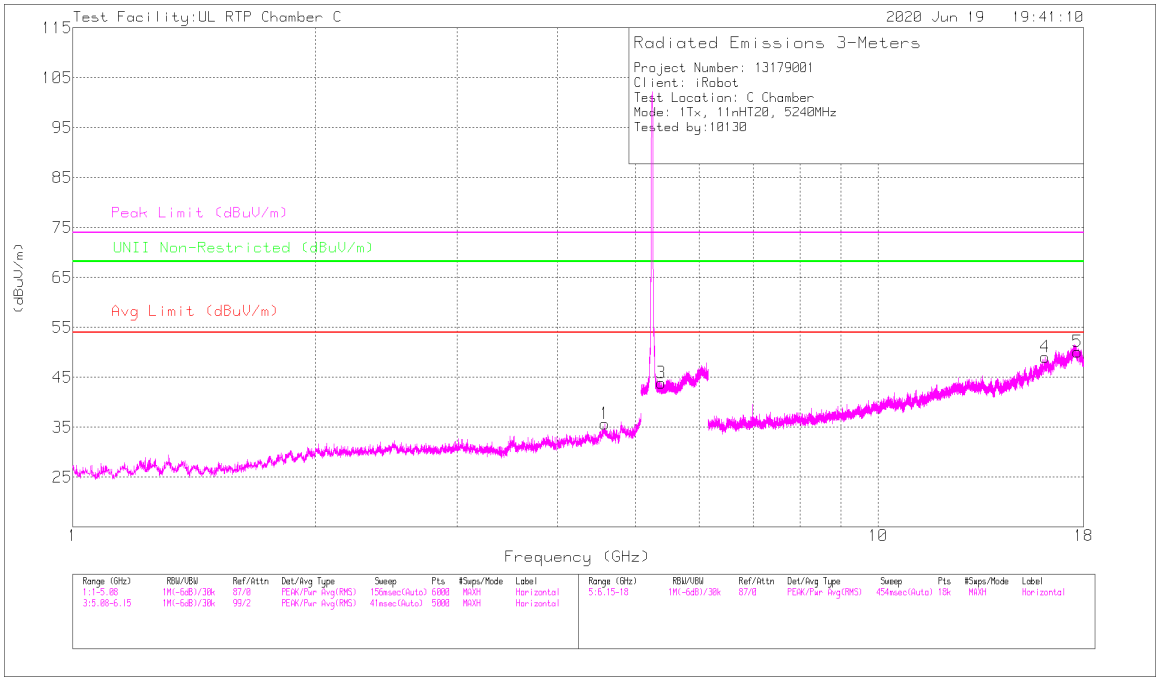

HORIZONTAL

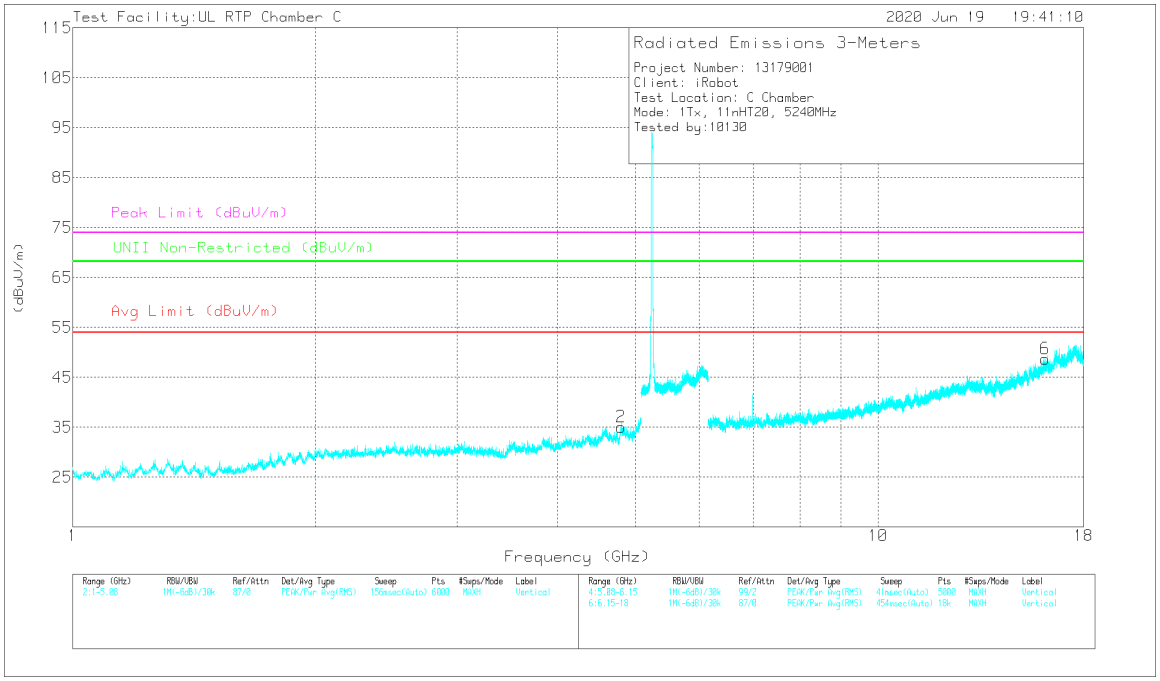

VERTICAL

UL LLC
12 Laboratory Dr., RTP, NC 27709, USA TEL:(919) 549-1400

This report shall not be reproduced except in full, without the written approval of UL LLC.

RADIATED EMISSIONS

Marker	Frequency (GHz)	Meter Reading (dBuV)	Det	AT0062 (dB/m)	Amp/Cbl/Fltr/Pad (dB)	DC Corr (dB)	Corrected Reading (dBuV/m)	Avg Limit (dBuV/m)	Margin (dB)	Peak Limit (dBuV/m)	PK Margin (dB)	UNII Non-Restricted (dBuV/m)	PK Margin (dB)	Azimuth (Degs)	Height (cm)	Polarity
1	* ** 4.57864	56.24	PK-U	34.1	-49.7	0	40.64	-	-	74	-33.36	-	-	57	102	H
	* ** 4.58065	43.39	ADV	34.1	-49.8	.24	27.93	54	-26.07	-	-	-	-	57	102	H
2	* ** 4.79532	54.23	PK-U	34.1	-48.5	0	39.83	-	-	74	-34.17	-	-	157	102	V
	* ** 4.79368	41.88	ADV	34.1	-48.5	.24	27.72	54	-26.28	-	-	-	-	157	102	V
3	* ** 5.38078	30.64	PK-U	34.6	-15.5	0	49.74	-	-	74	-24.26	-	-	285	243	H
	* ** 5.38176	18.09	ADV	34.6	-15.5	.24	37.43	54	-16.57	-	-	-	-	285	243	H
4	* ** 16.13732	50.55	PK-U	41.3	-37.9	0	53.95	-	-	74	-20.05	-	-	86	224	H
	* ** 16.13452	38.6	ADV	41.3	-37.8	.24	42.34	54	-11.66	-	-	-	-	86	224	H
6	* ** 16.12743	51.73	PK-U	41.3	-37.4	0	55.63	-	-	74	-18.37	-	-	97	147	V
	* ** 16.12858	38.39	ADV	41.3	-37.5	.24	42.43	54	-11.57	-	-	-	-	97	147	V
5	17.69171	50.51	PK-U	41.6	-34.8	0	57.31	-	-	-	-	68.2	-10.89	186	140	H

* - indicates frequency in CFR47 Pt 15 / IC RSS-Restricted Band
** - indicates frequency in Taiwan NCC LP0002 Restricted Band
PK-U - Maximum Peak
ADV - Linear Voltage Average

UL LLC
12 Laboratory Dr., RTP, NC 27709, USA TEL:(919) 549-1400
This report shall not be reproduced except in full, without the written approval of UL LLC.

10.1.3. TX ABOVE 1 GHz 802.11n HT40 MODE IN THE 5.2 GHz BAND

1TX External Antenna MODE

BANDEDGE (LOW CHANNEL)

HORIZONTAL RESULT

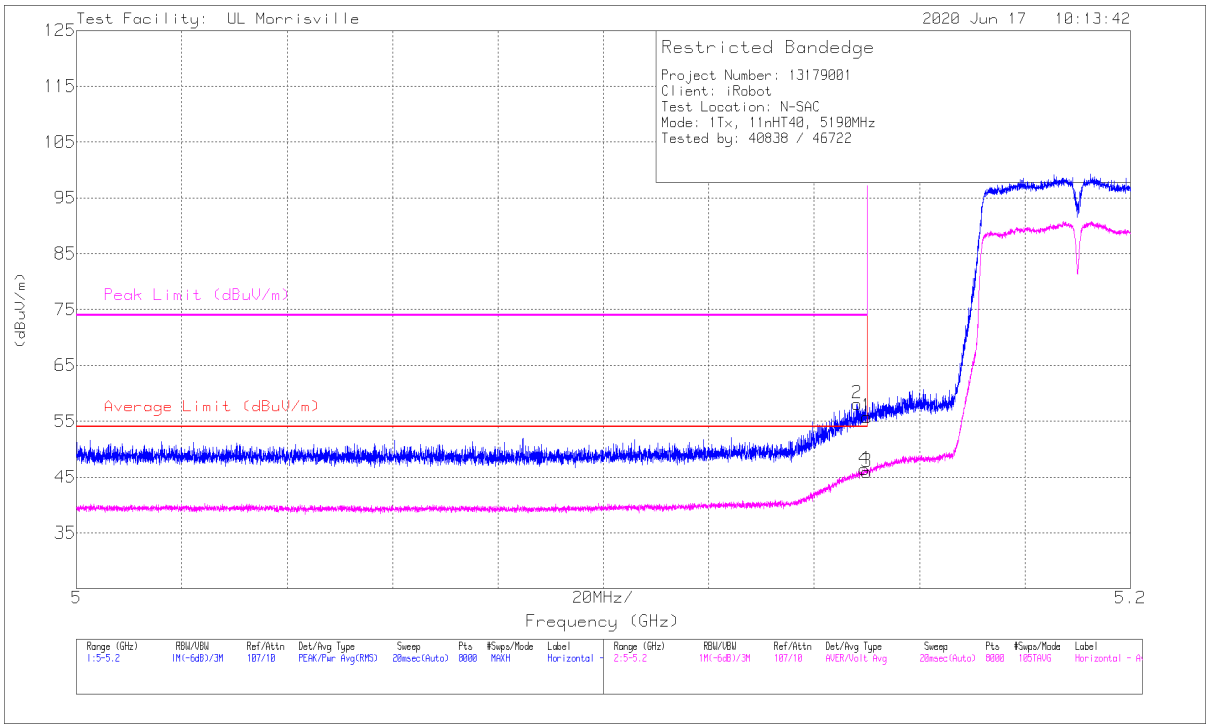

Marker	Frequency (GHz)	Meter Reading (dBuV)	Det	AT0072 dB(/m)	Amp/Cbl/Fltr/Pad (dB)	DC Corr (dB)	Corrected Reading (dBuV/m)	Average Limit (dBuV/m)	Margin (dB)	Peak Limit (dBuV/m)	PK Margin (dB)	Azimuth (Degs)	Height (cm)	Polarity
1	* ** 5.14999	43.31	Pk	34.2	-21.7	0	55.81	-	-	74	-18.19	39	102	H
2	* ** 5.14819	45.65	Pk	34.2	-21.7	0	58.15	-	-	74	-15.85	39	102	H
3	* ** 5.14999	32.98	ADV	34.2	-21.7	.47	45.95	54	-8.05	-	-	39	101	H
4	* ** 5.14952	33.45	ADV	34.2	-21.7	.47	46.42	54	-7.58	-	-	39	101	H

* - indicates frequency in CFR47 Pt 15 / IC RSS-Restricted Band
** - indicates frequency in Taiwan NCC LP0002 Restricted Band
Pk - Peak detector
ADV - Linear Voltage Average

UL LLC
12 Laboratory Dr., RTP, NC 27709, USA TEL:(919) 549-1400
This report shall not be reproduced except in full, without the written approval of UL LLC.

VERTICAL RESULT

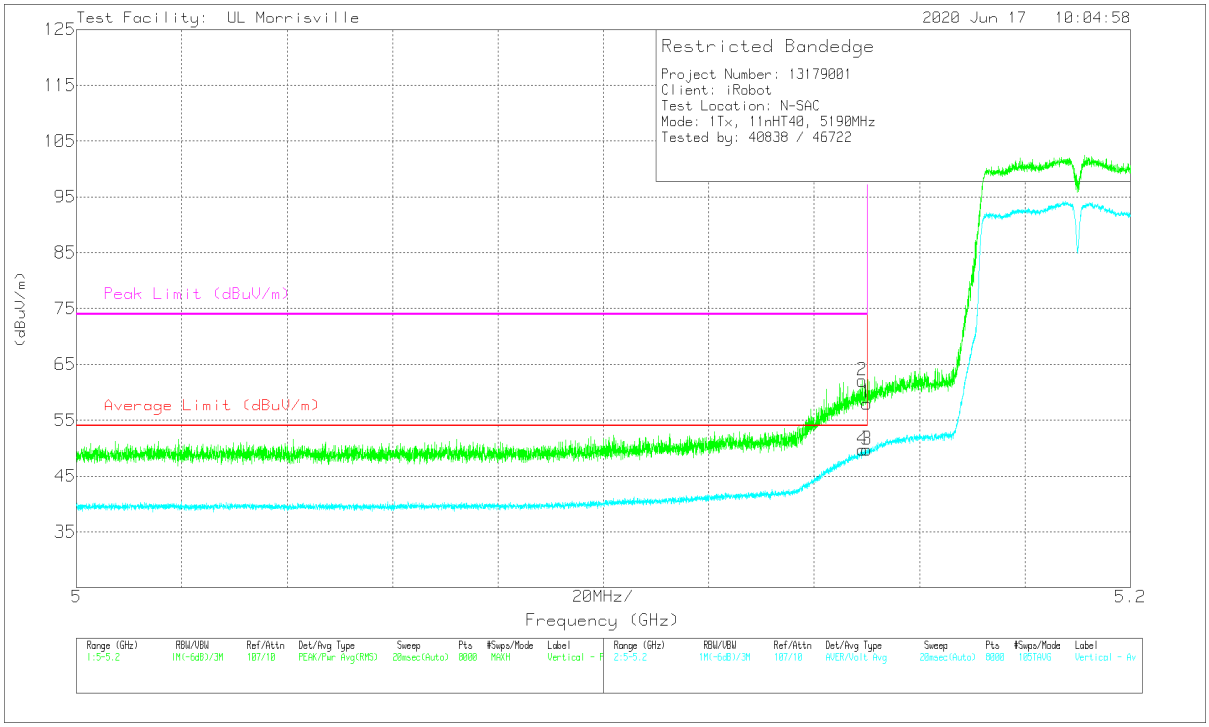

Marker	Frequency (GHz)	Meter Reading (dBuV)	Det	AT0072 dB(/m)	Amp/Cbl/Fltr/Pad (dB)	DC Corr (dB)	Corrected Reading (dBuV/m)	Average Limit (dBuV/m)	Margin (dB)	Peak Limit (dBuV/m)	PK Margin (dB)	Azimuth (Degs)	Height (cm)	Polarity
1	* ** 5.14999	45.5	Pk	34.2	-21.7	0	58	-	-	74	-16	296	112	V
2	* ** 5.14912	49.6	Pk	34.2	-21.7	0	62.1	-	-	74	-11.9	296	112	V
3	* ** 5.14999	36.78	ADV	34.2	-21.7	.47	49.75	54	-4.25	-	-	296	112	V
4	* ** 5.14917	36.75	ADV	34.2	-21.7	.47	49.72	54	-4.28	-	-	296	112	V

* - indicates frequency in CFR47 Pt 15 / IC RSS-Restricted Band
** - indicates frequency in Taiwan NCC LP0002 Restricted Band
Pk - Peak detector
ADV - Linear Voltage Average

UL LLC
12 Laboratory Dr., RTP, NC 27709, USA TEL:(919) 549-1400
This report shall not be reproduced except in full, without the written approval of UL LLC.

HARMONICS AND SPURIOUS EMISSIONS

LOW CHANNEL RESULTS

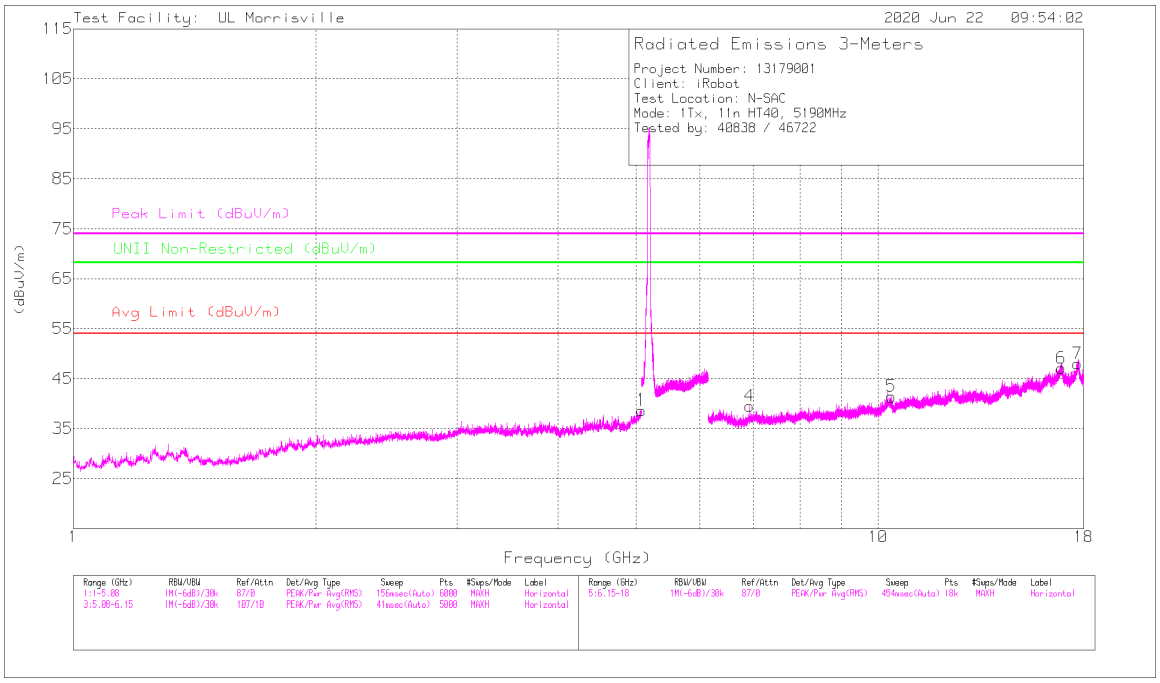

HORIZONTAL

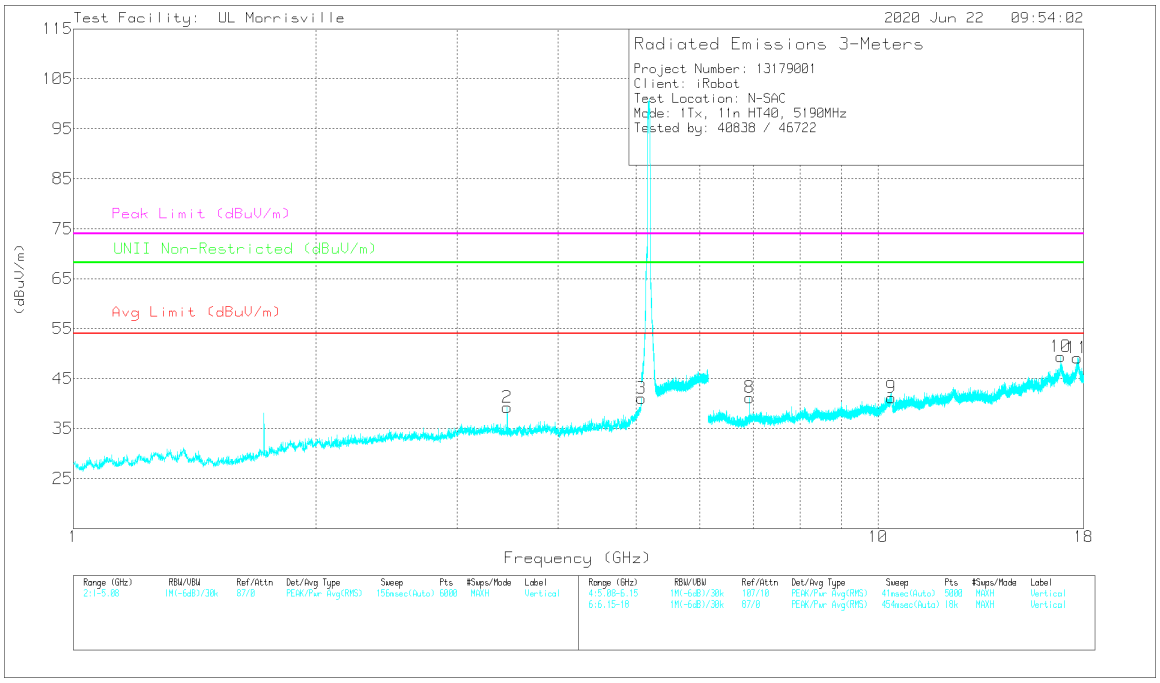

VERTICAL

UL LLC
12 Laboratory Dr., RTP, NC 27709, USA TEL:(919) 549-1400

This report shall not be reproduced except in full, without the written approval of UL LLC.

RADIATED EMISSIONS

Marker	Frequency (GHz)	Meter Reading (dBuV)	Det	AT0072 dB(/m)	Amp/Cbl/Fltr/Pad (dB)	DC Corr (dB)	Corrected Reading (dBuV/m)	Avg Limit (dBuV/m)	Margin (dB)	Peak Limit (dBuV/m)	PK Margin (dB)	UNII Non-Restricted (dBuV/m)	PK Margin (dB)	Azimuth (Degs)	Height (cm)	Polarity
1	* ** 5.07933	40.82	PK-U	34.3	-29.1	0	46.02	-	-	74	-27.98	-	-	24	322	H
	* ** 5.0795	27.8	ADV	34.3	-29.1	.47	33.47	54	-20.53	-	-	-	-	24	322	H
3	* ** 5.07819	41.71	PK-U	34.2	-29.2	0	46.71	-	-	74	-27.29	-	-	319	100	V
	* ** 5.07765	29.14	ADV	34.2	-29.2	.47	34.61	54	-19.39	-	-	-	-	319	100	V
2	3.46008	44.89	PK-U	32.9	-32.8	0	44.99	-	-	-	-	68.2	-23.21	67	257	V
4	6.91989	39.2	PK-U	35.7	-29	0	45.9	-	-	-	-	68.2	-22.3	12	122	H
8	6.91992	41	PK-U	35.7	-28.9	0	47.8	-	-	-	-	68.2	-20.4	31	353	V
5	10.37936	36.6	PK-U	37.6	-25.3	0	48.9	-	-	-	-	68.2	-19.3	20	107	H
9	10.3857	35.89	PK-U	37.5	-25.5	0	47.89	-	-	-	-	68.2	-20.31	314	269	V
10	16.86766	35.14	PK-U	41.6	-22.7	0	54.04	-	-	-	-	68.2	-14.16	345	115	V
6	16.89453	35.52	PK-U	41.5	-22.5	0	54.52	-	-	-	-	68.2	-13.68	184	220	H
11	17.68187	33.9	PK-U	41.7	-21	0	54.6	-	-	-	-	68.2	-13.6	323	219	V
7	17.69897	33.17	PK-U	41.6	-20.6	0	54.17	-	-	-	-	68.2	-14.03	192	366	H

* - indicates frequency in CFR47 Pt 15 / IC RSS-Restricted Band
** - indicates frequency in Taiwan NCC LP0002 Restricted Band
PK-U - Maximum Peak
ADV - Linear Voltage Average

UL LLC
12 Laboratory Dr., RTP, NC 27709, USA TEL:(919) 549-1400
This report shall not be reproduced except in full, without the written approval of UL LLC.

HIGH CHANNEL RESULTS

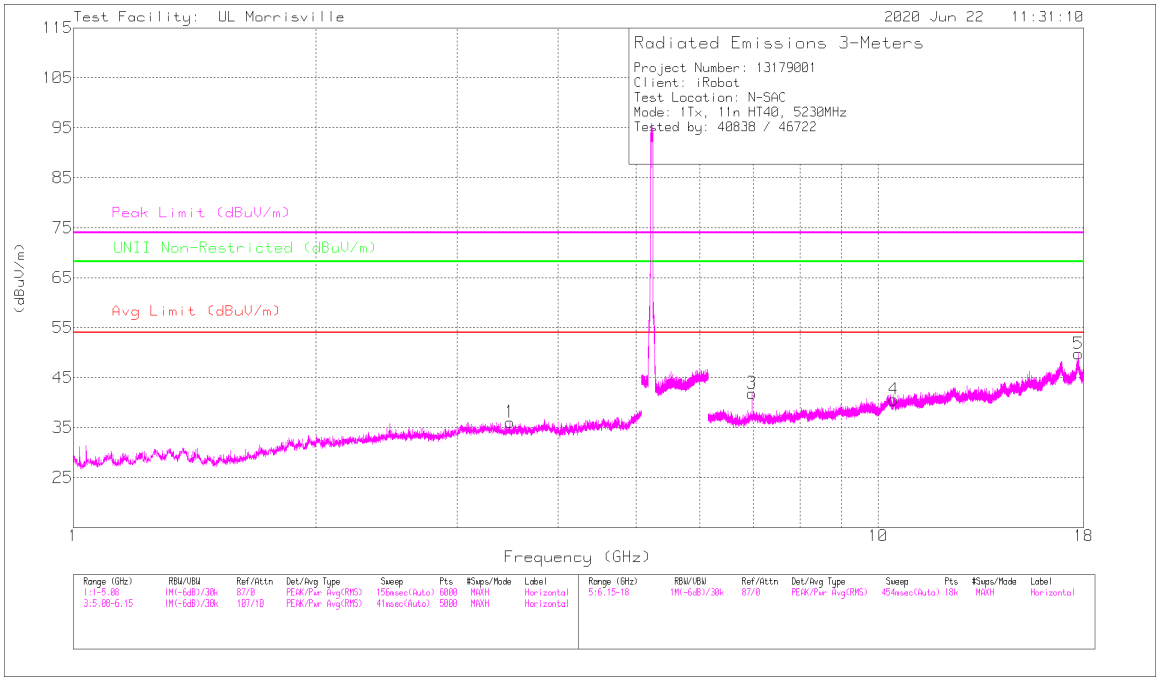

HORIZONTAL

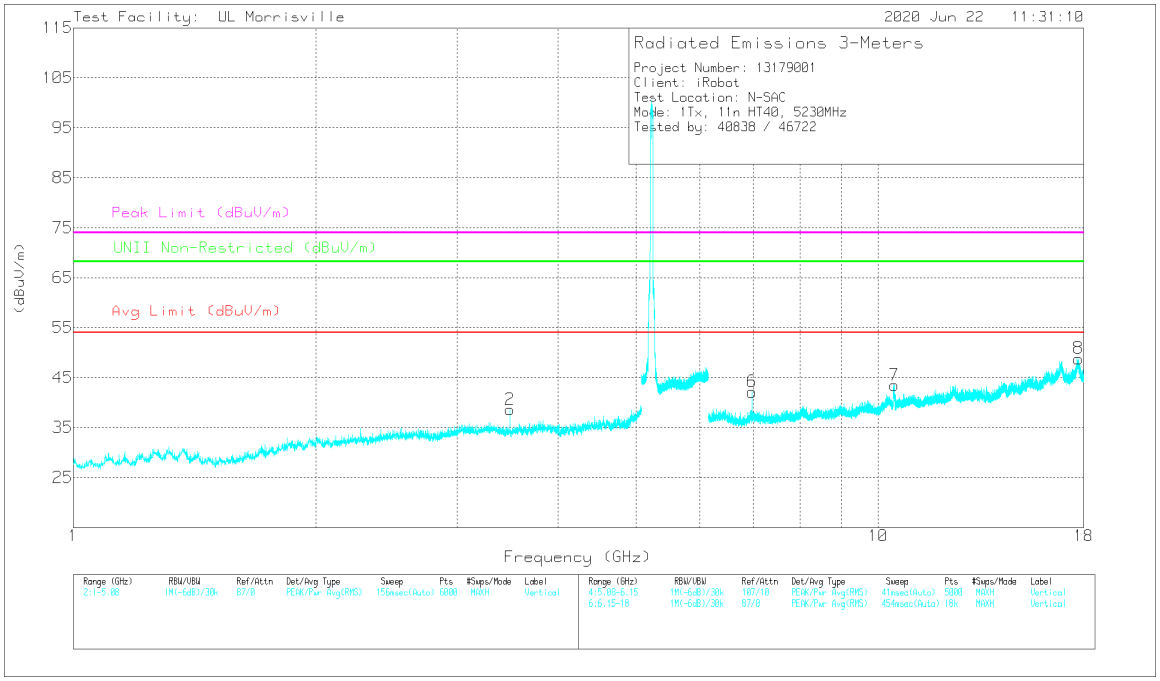

VERTICAL

UL LLC
12 Laboratory Dr., RTP, NC 27709, USA
TEL:(919) 549-1400

This report shall not be reproduced except in full, without the written approval of UL LLC.

RADIATED EMISSIONS

Marker	Frequency (GHz)	Meter Reading (dBuV)	Det	AT0072 dB(/m)	Amp/Cbl/Fltr/Pad (dB)	DC Corr (dB)	Corrected Reading (dBuV/m)	Avg Limit (dBuV/m)	Margin (dB)	Peak Limit (dBuV/m)	PK Margin (dB)	UNII Non-Restricted (dBuV/m)	PK Margin (dB)	Azimuth (Degs)	Height (cm)	Polarity
5	* ** 17.73915	33.4	PK-U	41.7	-19.7	0	55.4	-	-	74	-18.6	-	-	229	165	H
	* ** 17.73955	20.89	ADV	41.7	-19.7	.47	43.38	54	-10.62	-	-	-	-	229	165	H
8	* ** 17.7411	33.85	PK-U	41.7	-19.8	0	55.75	-	-	74	-18.25	-	-	105	245	V
	* ** 17.73921	20.88	ADV	41.7	-19.7	.47	43.37	54	-10.63	-	-	-	-	105	245	V
2	3.4865	43.86	PK-U	33	-32.8	0	44.06	-	-	-	-	68.2	-24.14	3	120	V
1	3.48673	42.67	PK-U	33	-32.8	0	42.87	-	-	-	-	68.2	-25.33	138	103	H
6	6.97325	39.16	PK-U	35.7	-28.6	0	46.26	-	-	-	-	68.2	-21.94	304	102	V
3	6.97331	40.45	PK-U	35.7	-28.6	0	47.55	-	-	-	-	68.2	-20.65	13	103	H
4	10.4586	38	PK-U	37.6	-26.5	0	49.1	-	-	-	-	68.2	-19.1	21	102	H
7	10.46907	38.65	PK-U	37.6	-26.5	0	49.75	-	-	-	-	68.2	-18.45	243	295	V

* - indicates frequency in CFR47 Pt 15 / IC RSS-Restricted Band
** - indicates frequency in Taiwan NCC LP0002 Restricted Band
PK-U - Maximum Peak
ADV - Linear Voltage Average

UL LLC
12 Laboratory Dr., RTP, NC 27709, USA TEL:(919) 549-1400
This report shall not be reproduced except in full, without the written approval of UL LLC.

1TX PCB Antenna MODE

BANDEDGE (LOW CHANNEL)

HORIZONTAL RESULT

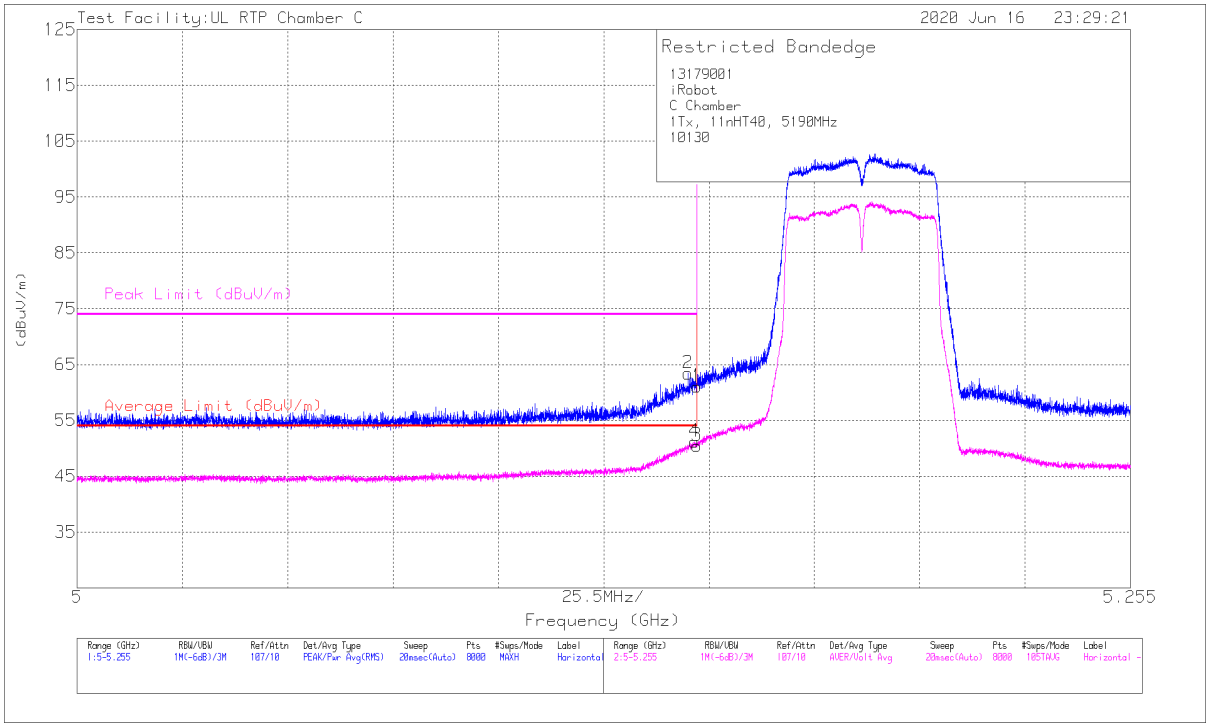

Marker	Frequency (GHz)	Meter Reading (dBuV)	Det	AT0062 (dB/m)	Amp/Cbl/Fltr/Pad (dB)	DC Corr (dB)	Corrected Reading (dBuV/m)	Average Limit (dBuV/m)	Margin (dB)	Peak Limit (dBuV/m)	PK Margin (dB)	Azimuth (Degs)	Height (cm)	Polarity
1	* ** 5.14999	42.65	Pk	34.2	-15.8	0	61.05	-	-	74	-12.95	337	102	H
2	* ** 5.14789	45.04	Pk	34.2	-15.8	0	63.44	-	-	74	-10.56	337	102	H
3	* ** 5.14999	31.61	ADV	34.2	-15.8	.47	50.48	54	-3.52	-	-	337	102	H
4	* ** 5.14948	32.32	ADV	34.2	-15.8	.47	51.19	54	-2.81	-	-	337	102	H

* - indicates frequency in CFR47 Pt 15 / IC RSS-Restricted Band
** - indicates frequency in Taiwan NCC LP0002 Restricted Band
Pk - Peak detector
ADV - Linear Voltage Average

UL LLC
12 Laboratory Dr., RTP, NC 27709, USA TEL:(919) 549-1400
This report shall not be reproduced except in full, without the written approval of UL LLC.

VERTICAL RESULT

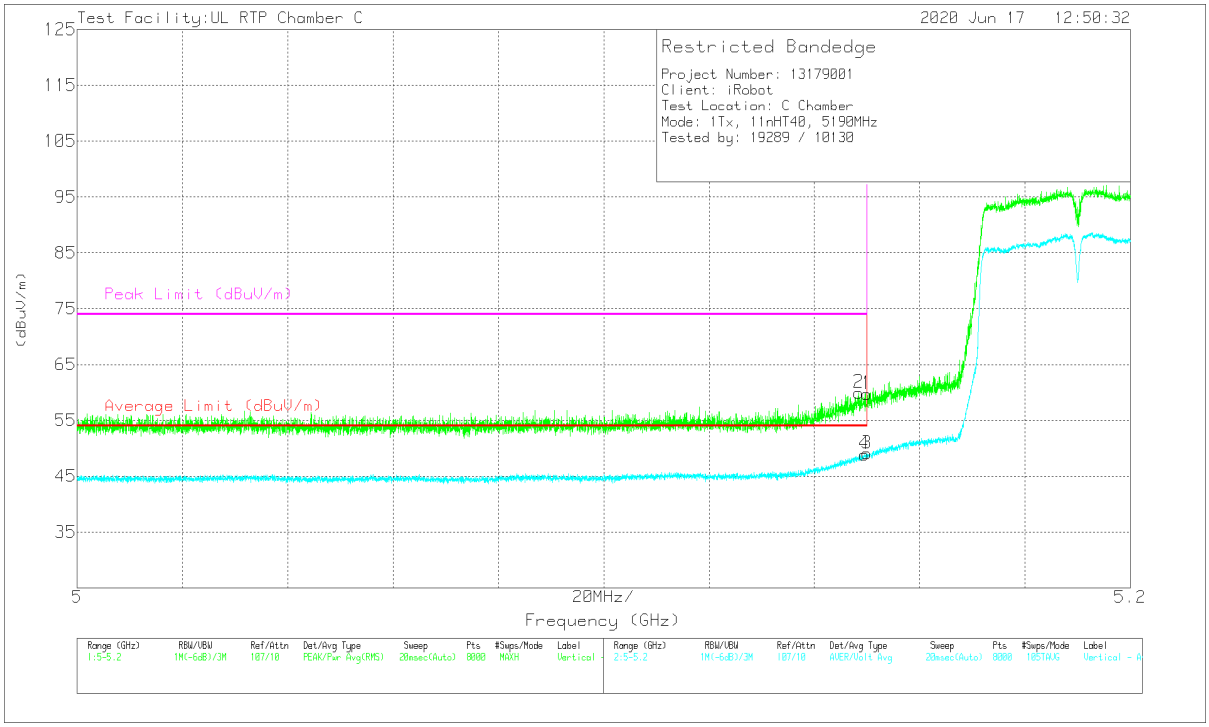

Marker	Frequency (GHz)	Meter Reading (dBuV)	Det	AT0062 (dB/m)	Amp/Cbl/Fltr/Pad (dB)	DC Corr (dB)	Corrected Reading (dBuV/m)	Average Limit (dBuV/m)	Margin (dB)	Peak Limit (dBuV/m)	PK Margin (dB)	Azimuth (Degs)	Height (cm)	Polarity
1	* ** 5.14999	41.34	Pk	34.2	-15.8	0	59.74	-	-	74	-14.26	105	253	V
2	* ** 5.14844	41.56	Pk	34.2	-15.8	0	59.96	-	-	74	-14.04	105	253	V
3	* ** 5.14999	30.22	ADV	34.2	-15.8	.47	49.09	54	-4.91	-	-	105	253	V
4	* ** 5.14947	30.05	ADV	34.2	-15.8	.47	48.92	54	-5.08	-	-	105	253	V

* - indicates frequency in CFR47 Pt 15 / IC RSS-Restricted Band
** - indicates frequency in Taiwan NCC LP0002 Restricted Band
Pk - Peak detector
ADV - Linear Voltage Average

UL LLC
12 Laboratory Dr., RTP, NC 27709, USA TEL:(919) 549-1400
This report shall not be reproduced except in full, without the written approval of UL LLC.

HARMONICS AND SPURIOUS EMISSIONS

LOW CHANNEL RESULTS

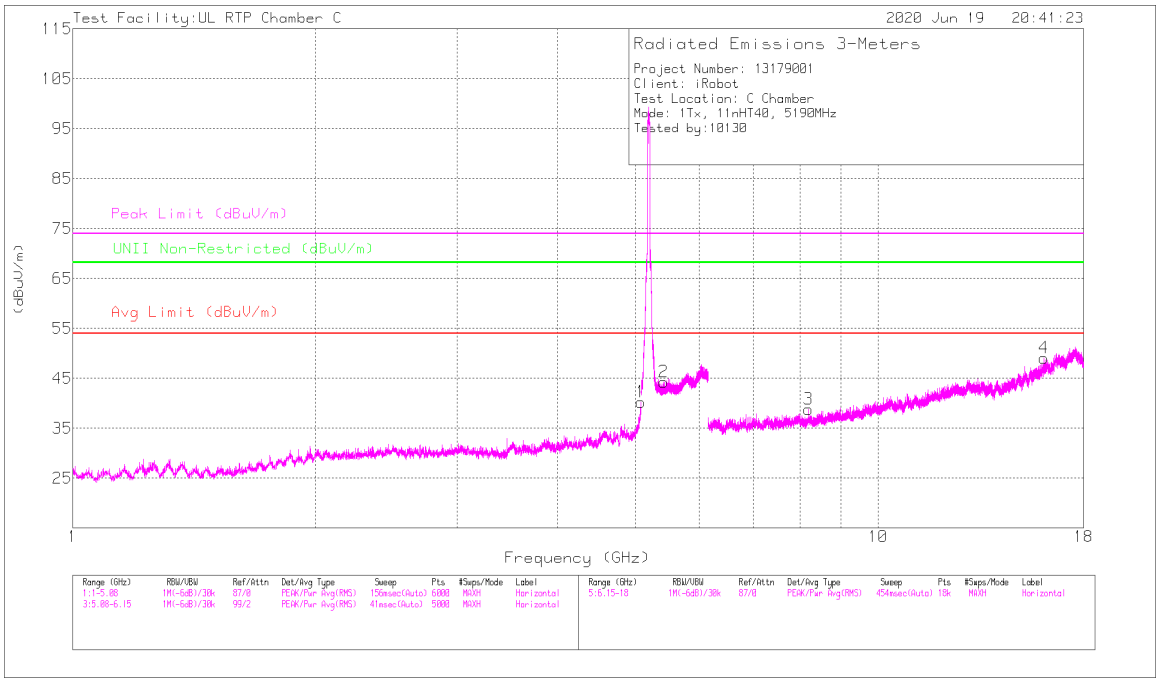

HORIZONTAL

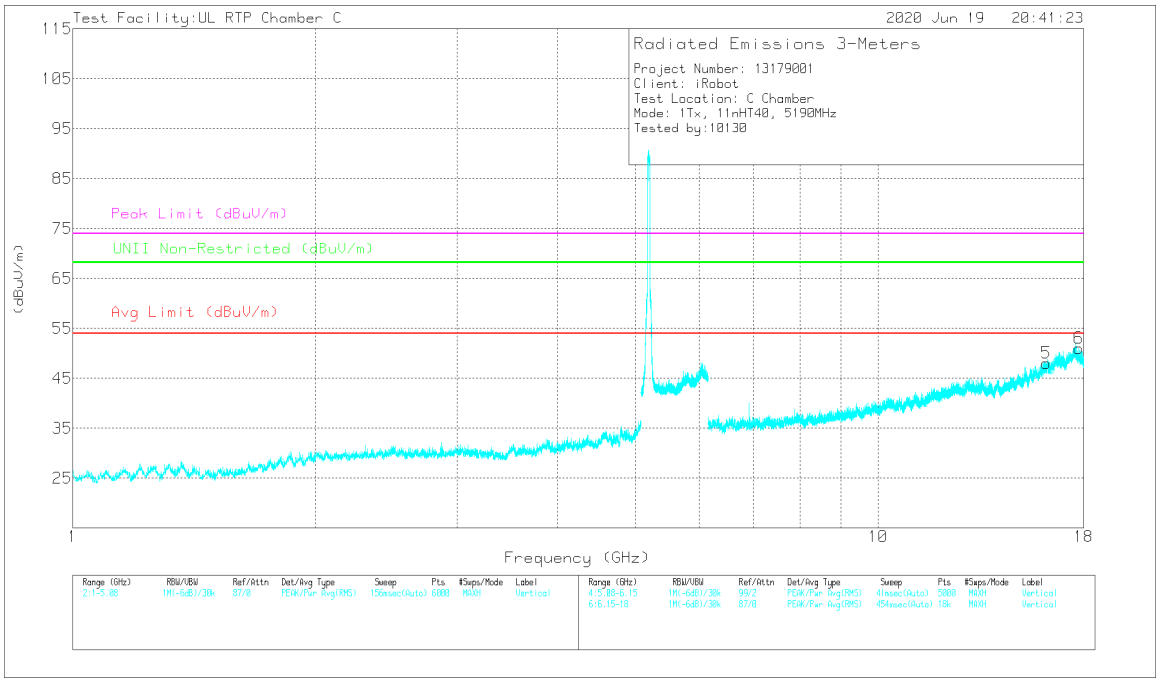

VERTICAL

UL LLC
12 Laboratory Dr., RTP, NC 27709, USA TEL:(919) 549-1400

This report shall not be reproduced except in full, without the written approval of UL LLC.

RADIATED EMISSIONS

Marker	Frequency (GHz)	Meter Reading (dBuV)	Det	AT0062 (dB/m)	Amp/Cbl/Fltr/Pad (dB)	DC Corr (dB)	Corrected Reading (dBuV/m)	Avg Limit (dBuV/m)	Margin (dB)	Peak Limit (dBuV/m)	PK Margin (dB)	UNII Non-Restricted (dBuV/m)	PK Margin (dB)	Azimuth (Degs)	Height (cm)	Polarity
1	* ** 5.07781	61.83	PK-U	34.1	-46.4	0	49.53	-	-	74	-24.47	-	-	72	105	H
	* ** 5.07912	46.71	ADV	34.1	-46.3	.47	34.98	54	-19.02	-	-	-	-	72	105	H
2	* ** 5.41645	30.95	PK-U	34.6	-15.3	0	50.25	-	-	74	-23.75	-	-	65	361	H
	* ** 5.41614	18.37	ADV	34.6	-15.3	.47	38.14	54	-15.86	-	-	-	-	65	361	H
3	* ** 8.19773	54.22	PK-U	35.9	-45.1	0	45.02	-	-	74	-28.98	-	-	12	174	H
	* ** 8.19766	41.05	ADV	35.9	-45.1	.47	32.32	54	-21.68	-	-	-	-	12	174	H
4	* ** 16.07359	50.18	PK-U	41.3	-36.3	0	55.18	-	-	74	-18.82	-	-	349	202	H
	* ** 16.07439	37.9	ADV	41.3	-36.3	.47	43.37	54	-10.63	-	-	-	-	349	202	H
5	* ** 16.17583	50.92	PK-U	41.3	-37.7	0	54.52	-	-	74	-19.48	-	-	324	119	V
	* ** 16.17354	38.41	ADV	41.3	-37.8	.47	42.38	54	-11.62	-	-	-	-	324	119	V
6	* ** 17.75021	49.21	PK-U	41.6	-33.8	0	57.01	-	-	74	-16.99	-	-	11	313	V
	* ** 17.75232	36.71	ADV	41.6	-33.4	.47	45.38	54	-8.62	-	-	-	-	11	313	V

* - indicates frequency in CFR47 Pt 15 / IC RSS-Restricted Band
** - indicates frequency in Taiwan NCC LP0002 Restricted Band
PK-U - Maximum Peak
ADV - Linear Voltage Average

UL LLC
12 Laboratory Dr., RTP, NC 27709, USA TEL:(919) 549-1400
This report shall not be reproduced except in full, without the written approval of UL LLC.

HIGH CHANNEL RESULTS

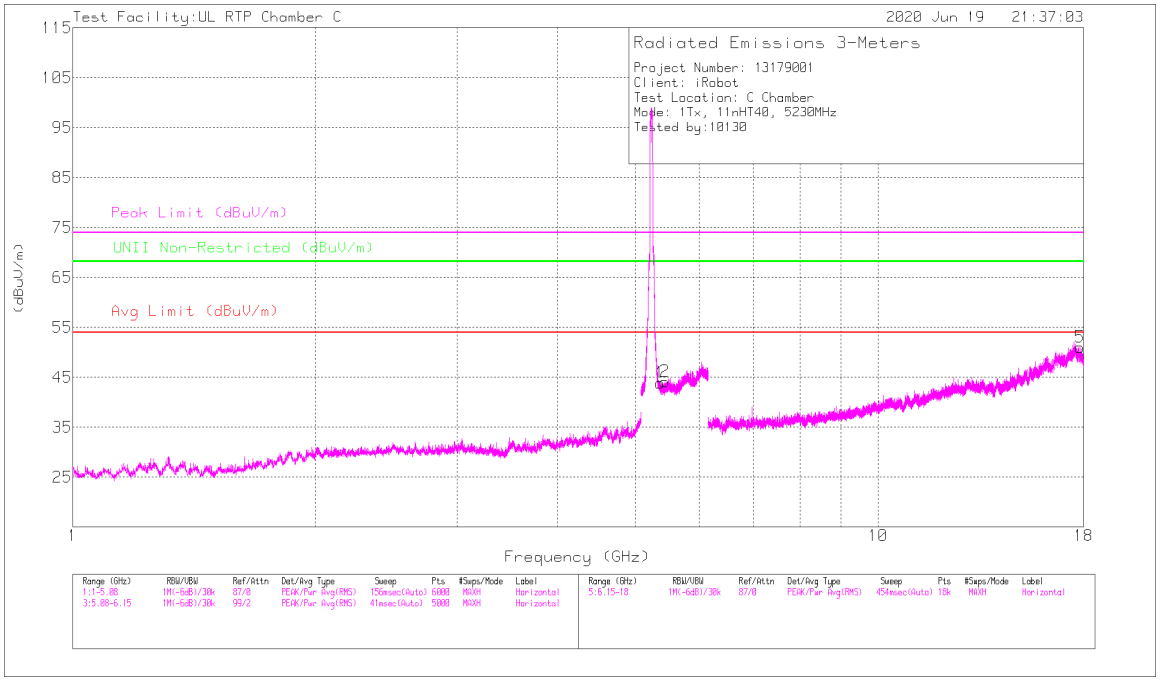

HORIZONTAL

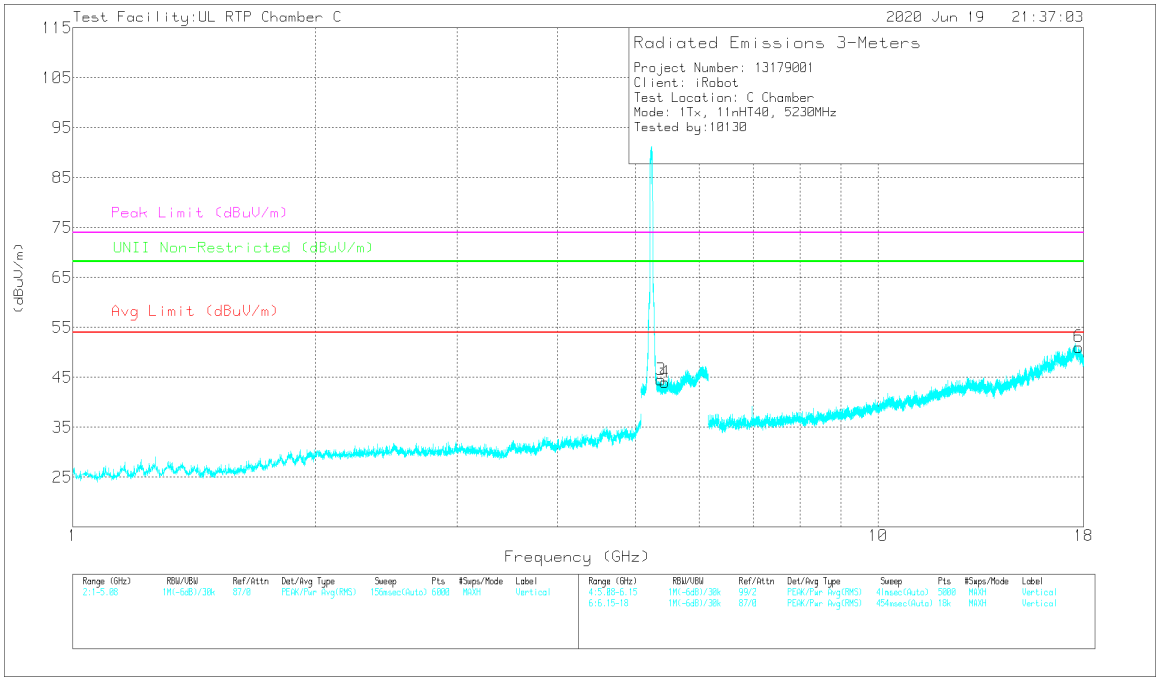

VERTICAL

UL LLC
12 Laboratory Dr., RTP, NC 27709, USA TEL:(919) 549-1400
This report shall not be reproduced except in full, without the written approval of UL LLC.

RADIATED EMISSIONS

Marker	Frequency (GHz)	Meter Reading (dBuV)	Det	AT0062 (dB/m)	Amp/Cbl/Fltr/Pad (dB)	DC Corr (dB)	Corrected Reading (dBuV/m)	Avg Limit (dBuV/m)	Margin (dB)	Peak Limit (dBuV/m)	PK Margin (dB)	UNII Non-Restricted (dBuV/m)	PK Margin (dB)	Azimuth (Degs)	Height (cm)	Polarity
1	* ** 5.35995	31.38	PK-U	34.6	-15.3	0	50.68	-	-	74	-23.32	-	-	146	125	H
	* ** 5.35961	18.51	ADV	34.6	-15.3	.47	38.28	54	-15.72	-	-	-	-	146	125	H
2	* ** 5.43561	31.11	PK-U	34.6	-15.4	0	50.31	-	-	74	-23.69	-	-	283	387	H
	* ** 5.43441	18.46	ADV	34.6	-15.4	.47	38.13	54	-15.87	-	-	-	-	283	387	H
3	* ** 5.3785	31.8	PK-U	34.6	-15.5	0	50.9	-	-	74	-23.1	-	-	243	368	V
	* ** 5.37476	18.45	ADV	34.6	-15.5	.47	38.02	54	-15.98	-	-	-	-	243	368	V
4	* ** 5.44083	30.8	PK-U	34.6	-15.4	0	50	-	-	74	-24	-	-	89	359	V
	* ** 5.44178	18.45	ADV	34.6	-15.4	.47	38.12	54	-15.88	-	-	-	-	89	359	V
5	* ** 17.80033	50.28	PK-U	41.5	-35.5	0	56.28	-	-	74	-17.72	-	-	194	169	H
	* ** 17.80048	37.4	ADV	41.5	-35.5	.47	43.87	54	-10.13	-	-	-	-	194	169	H
6	* ** 17.74238	49.26	PK-U	41.6	-33.7	0	57.16	-	-	74	-16.84	-	-	268	307	V
	* ** 17.7421	36.57	ADV	41.6	-33.7	.47	44.94	54	-9.06	-	-	-	-	268	307	V

* - indicates frequency in CFR47 Pt 15 / IC RSS-Restricted Band
** - indicates frequency in Taiwan NCC LP0002 Restricted Band
PK-U - Maximum Peak
ADV - Linear Voltage Average

UL LLC
12 Laboratory Dr., RTP, NC 27709, USA TEL:(919) 549-1400
This report shall not be reproduced except in full, without the written approval of UL LLC.

10.1.4. TX ABOVE 1 GHz 802.11ac VHT80 MODE IN THE 5.2 GHz BAND

1TX External Antenna MODE

BANDEDGE (MID CHANNEL)

HORIZONTAL RESULT

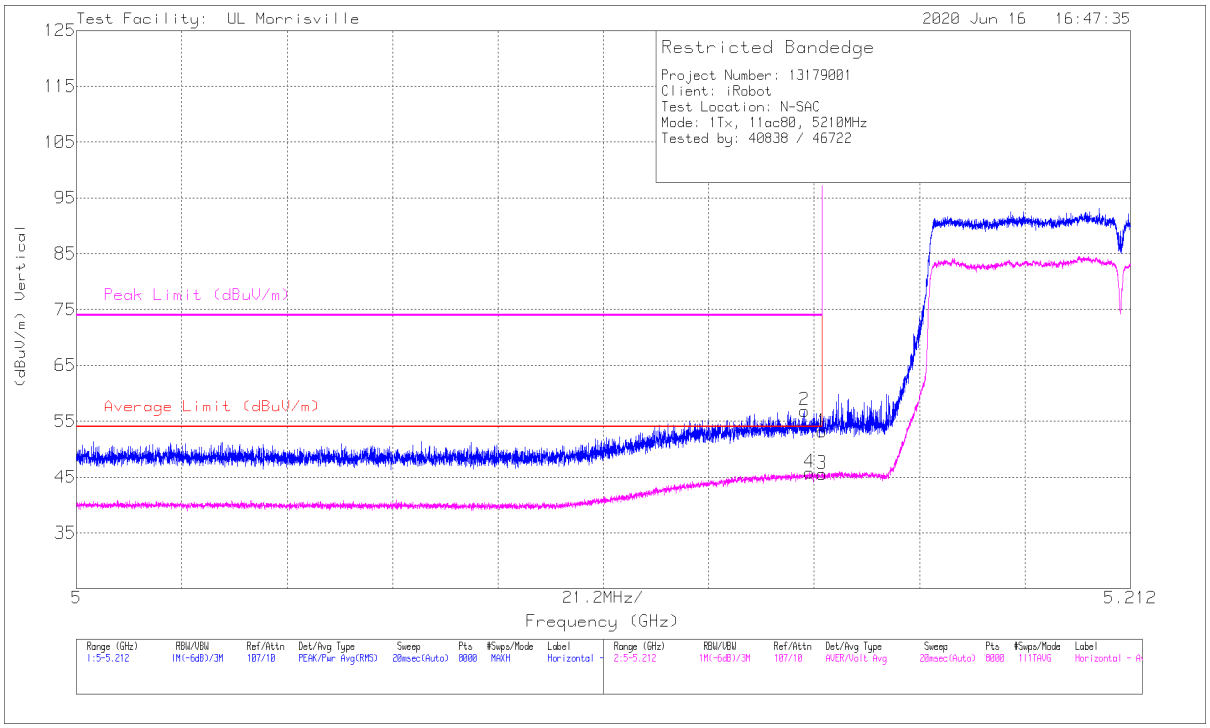

Marker	Frequency (GHz)	Meter Reading (dBuV)	Det	AT0072 dB(/m)	Amp/Cbl/Fltr/Pad (dB)	DC Corr (dB)	Corrected Reading (dBuV/m)	Average Limit (dBuV/m)	Margin (dB)	Peak Limit (dBuV/m)	PK Margin (dB)	Azimuth (Degs)	Height (cm)	Polarity
1	* ** 5.14998	40.68	Pk	34.2	-21.7	0	53.18	-	-	74	-20.82	24	336	H
2	* ** 5.14643	44.42	Pk	34.2	-21.7	0	56.92	-	-	74	-17.08	24	336	H
3	* ** 5.14998	32.14	ADV	34.2	-21.7	.91	45.55	54	-8.45	-	-	24	335	H
4	* ** 5.14741	32.38	ADV	34.2	-21.7	.91	45.79	54	-8.21	-	-	24	335	H

* - indicates frequency in CFR47 Pt 15 / IC RSS-Restricted Band
** - indicates frequency in Taiwan NCC LP0002 Restricted Band
Pk - Peak detector
ADV - Linear Voltage Average

UL LLC
12 Laboratory Dr., RTP, NC 27709, USA TEL:(919) 549-1400
This report shall not be reproduced except in full, without the written approval of UL LLC.

VERTICAL RESULT

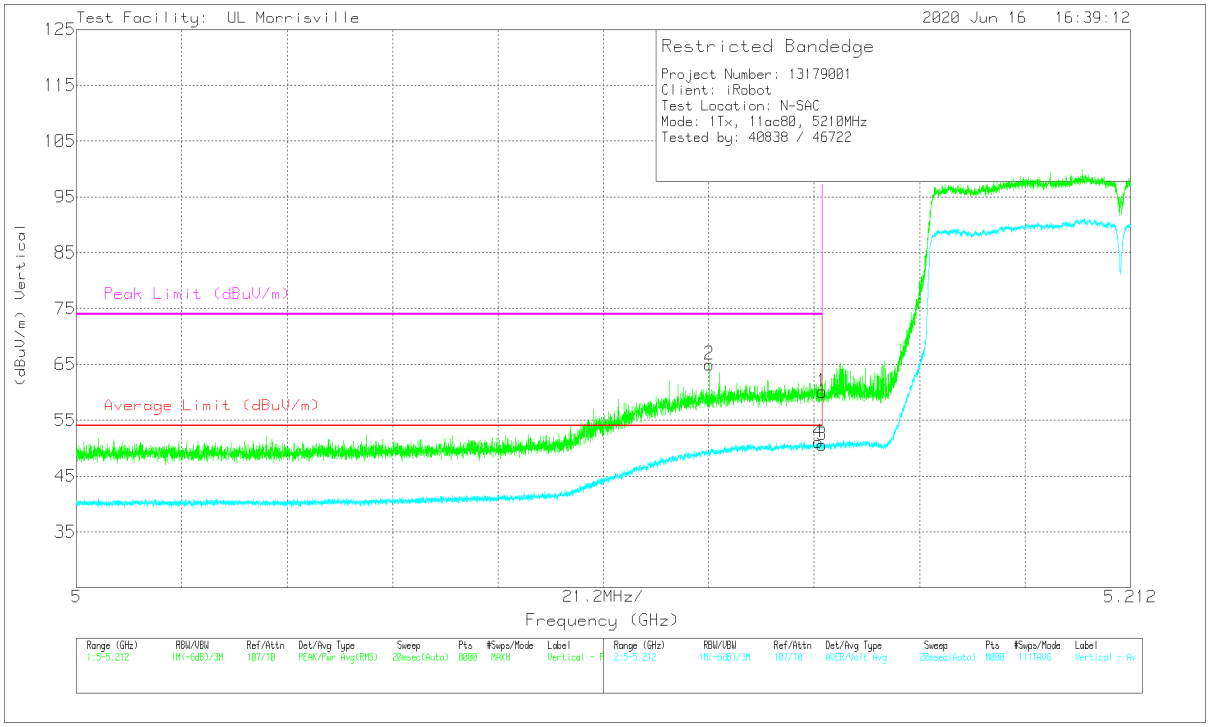

Marker	Frequency (GHz)	Meter Reading (dBuV)	Det	AT0072 dB(/m)	Amp/Cbl/Fltr/Pad (dB)	DC Corr (dB)	Corrected Reading (dBuV/m)	Average Limit (dBuV/m)	Margin (dB)	Peak Limit (dBuV/m)	PK Margin (dB)	Azimuth (Degs)	Height (cm)	Polarity
1	* ** 5.14998	47.63	Pk	34.2	-21.7	0	60.13	-	-	74	-13.87	39	103	V
2	* ** 5.12729	52.4	Pk	34.3	-21.7	0	65	-	-	74	-9	39	103	V
3	* ** 5.14998	37.1	ADV	34.2	-21.7	.91	50.51	54	-3.49	-	-	39	103	V
4	* ** 5.14924	37.66	ADV	34.2	-21.7	.91	51.07	54	-2.93	-	-	39	103	V

* - indicates frequency in CFR47 Pt 15 / IC RSS-Restricted Band
** - indicates frequency in Taiwan NCC LP0002 Restricted Band
Pk - Peak detector
ADV - Linear Voltage Average

UL LLC
12 Laboratory Dr., RTP, NC 27709, USA TEL:(919) 549-1400
This report shall not be reproduced except in full, without the written approval of UL LLC.

HARMONICS AND SPURIOUS EMISSIONS

MID CHANNEL RESULTS

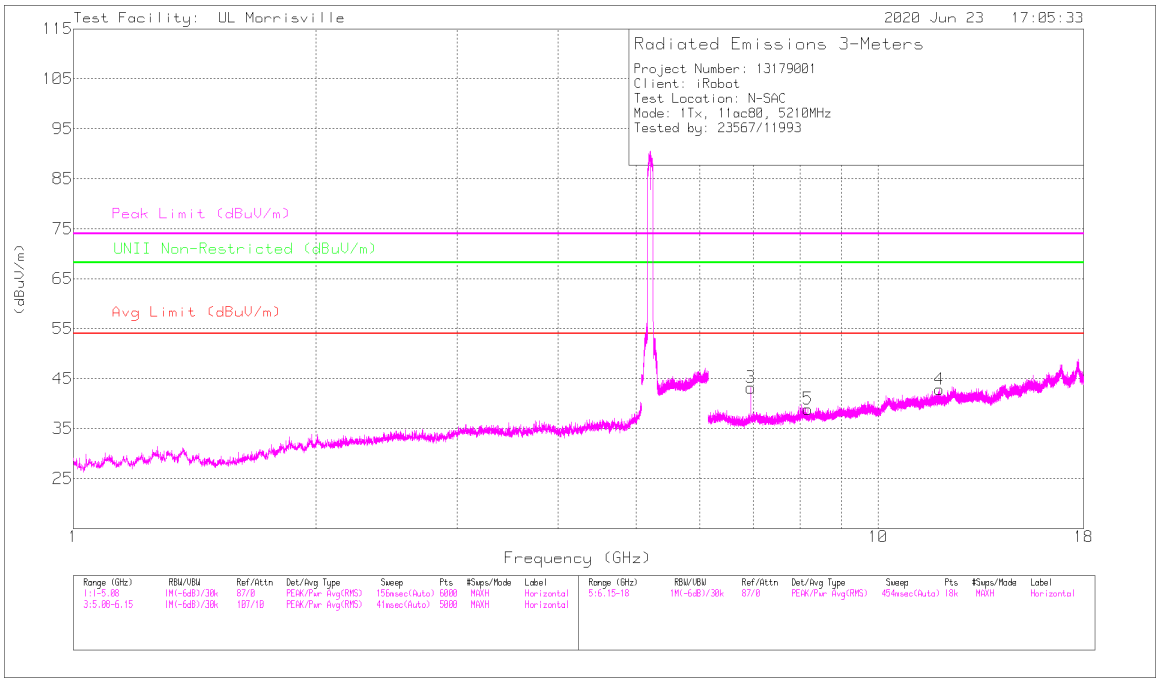

HORIZONTAL

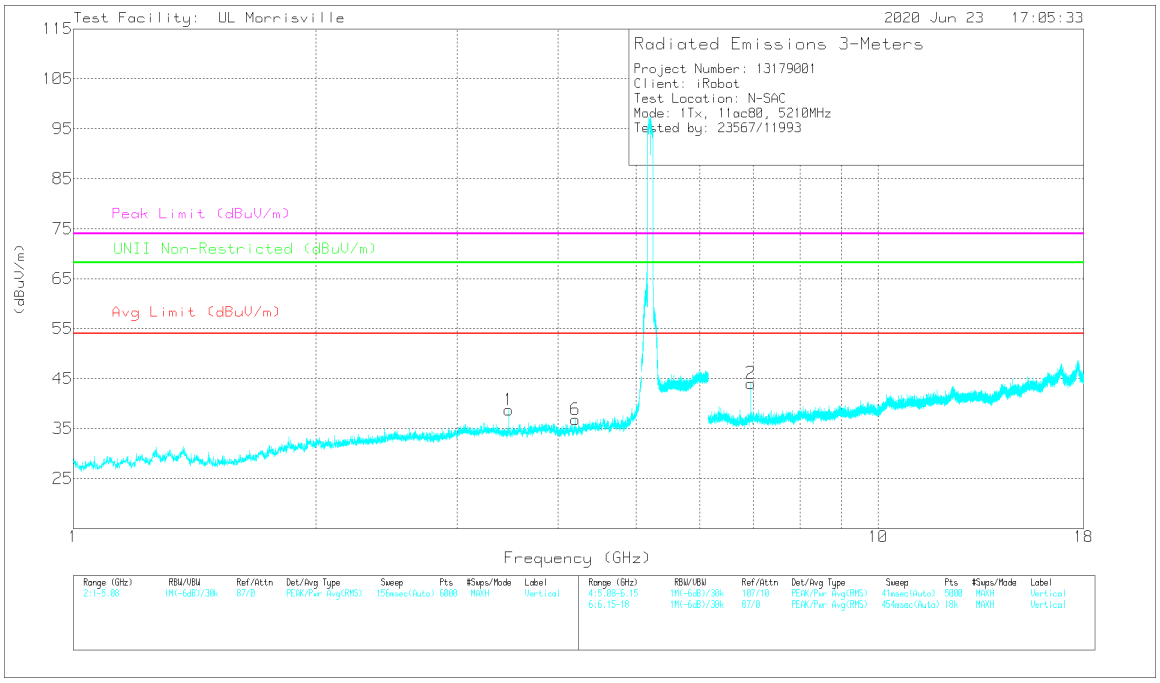

VERTICAL

UL LLC
12 Laboratory Dr., RTP, NC 27709, USA TEL:(919) 549-1400

This report shall not be reproduced except in full, without the written approval of UL LLC.

RADIATED EMISSIONS

Marker	Frequency (GHz)	Meter Reading (dBuV)	Det	AT0072 dB(/m)	Amp/Cbl/Fltr/Pad (dB)	DC Corr (dB)	Corrected Reading (dBuV/m)	Avg Limit (dBuV/m)	Margin (dB)	Peak Limit (dBuV/m)	PK Margin (dB)	UNII Non-Restricted (dBuV/m)	PK Margin (dB)	Azimuth (Degs)	Height (cm)	Polarity
6	* ** 4.20742	40.97	PK-U	33.5	-31.9	0	42.57	-	-	74	-31.43	-	-	348	127	V
	* ** 4.20757	27.88	ADV	33.5	-31.9	.91	30.39	54	-23.61	-	-	-	-	348	127	V
4	* ** 11.90945	35.58	PK-U	38.6	-25.5	0	48.68	-	-	74	-25.32	-	-	62	252	H
	* ** 11.90757	22.28	ADV	38.6	-25.5	.91	36.29	54	-17.71	-	-	-	-	62	252	H
5	* ** 8.17932	38.85	PK-U	35.9	-28.5	0	46.25	-	-	74	-27.75	-	-	329	270	H
	* ** 8.17996	24.57	ADV	35.9	-28.5	.91	32.88	54	-21.12	-	-	-	-	329	270	H
1	3.47347	43.7	PK-U	32.9	-32.8	0	43.8	-	-	-	-	68.2	-24.4	0	105	V
3	6.94656	41.48	PK-U	35.7	-28.6	0	48.58	-	-	-	-	68.2	-19.62	17	106	H
2	6.94664	42.93	PK-U	35.7	-28.6	0	50.03	-	-	-	-	68.2	-18.17	321	110	V

* - indicates frequency in CFR47 Pt 15 / IC RSS-Restricted Band
** - indicates frequency in Taiwan NCC LP0002 Restricted Band
PK-U - Maximum Peak
ADV - Linear Voltage Average

UL LLC
12 Laboratory Dr., RTP, NC 27709, USA TEL:(919) 549-1400
This report shall not be reproduced except in full, without the written approval of UL LLC.

1TX PCB Antenna MODE

BANDEDGE (MID CHANNEL)

HORIZONTAL RESULT

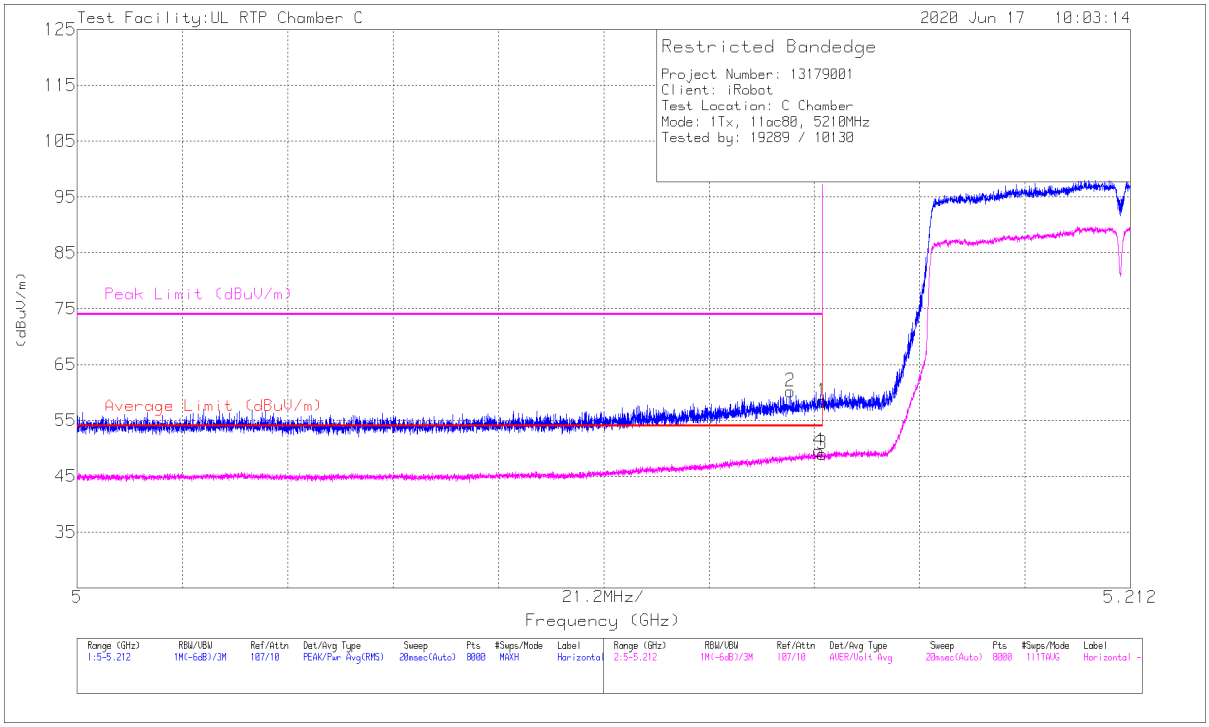

Marker	Frequency (GHz)	Meter Reading (dBuV)	Det	AT0062 (dB/m)	Amp/Cbl/Fltr/Pad (dB)	DC Corr (dB)	Corrected Reading (dBuV/m)	Average Limit (dBuV/m)	Margin (dB)	Peak Limit (dBuV/m)	PK Margin (dB)	Azimuth (Degs)	Height (cm)	Polarity
1	* ** 5.14998	40.04	Pk	34.2	-15.8	0	58.44	-	-	74	-15.56	335	110	H
2	* ** 5.14351	41.79	Pk	34.2	-15.8	0	60.19	-	-	74	-13.81	335	110	H
3	* ** 5.14998	29.68	ADV	34.2	-15.8	.91	48.99	54	-5.01	-	-	335	110	H
4	* ** 5.14929	30.23	ADV	34.2	-15.8	.91	49.54	54	-4.46	-	-	335	110	H

* - indicates frequency in CFR47 Pt 15 / IC RSS-Restricted Band
** - indicates frequency in Taiwan NCC LP0002 Restricted Band
Pk - Peak detector
ADV - Linear Voltage Average

UL LLC
12 Laboratory Dr., RTP, NC 27709, USA TEL:(919) 549-1400
This report shall not be reproduced except in full, without the written approval of UL LLC.

VERTICAL RESULT

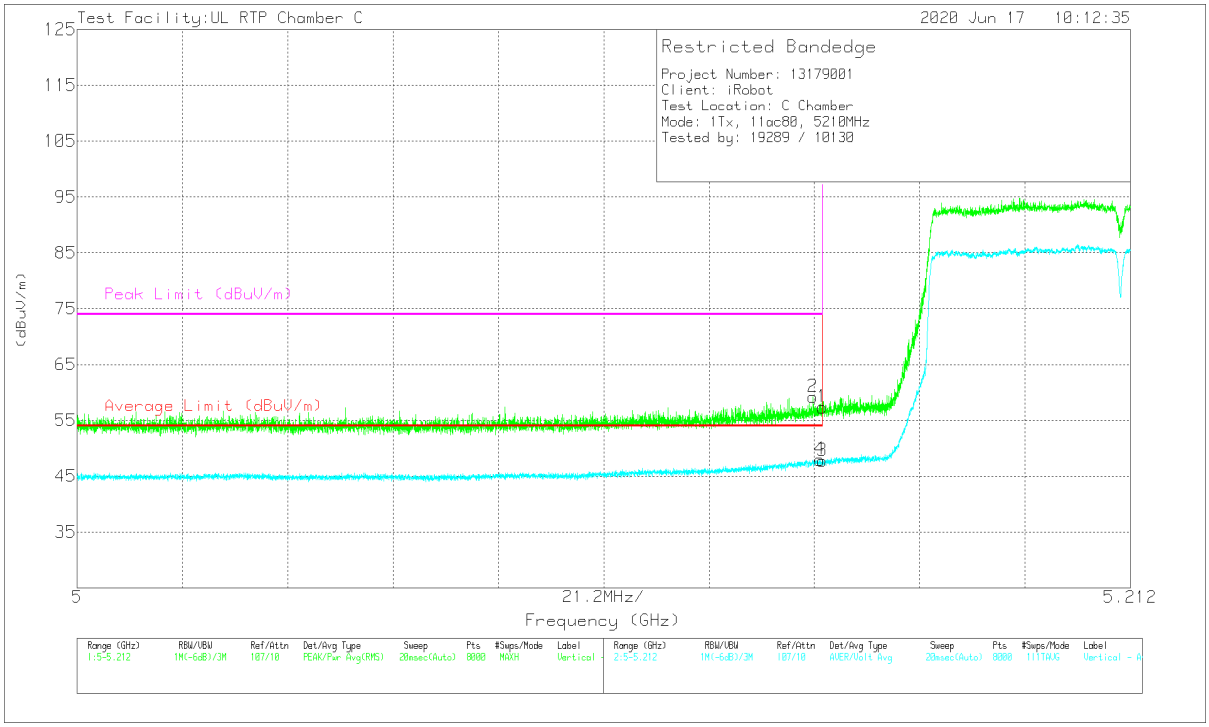

Marker	Frequency (GHz)	Meter Reading (dBuV)	Det	AT0062 (dB/m)	Amp/Cbl/Fltr/Pad (dB)	DC Corr (dB)	Corrected Reading (dBuV/m)	Average Limit (dBuV/m)	Margin (dB)	Peak Limit (dBuV/m)	PK Margin (dB)	Azimuth (Degs)	Height (cm)	Polarity
1	* ** 5.14998	38.95	Pk	34.2	-15.8	0	57.35	-	-	74	-16.65	152	327	V
2	* ** 5.14807	40.79	Pk	34.2	-15.8	0	59.19	-	-	74	-14.81	152	327	V
3	* ** 5.14998	28.45	ADV	34.2	-15.8	.91	47.76	54	-6.24	-	-	152	327	V
4	* ** 5.1495	28.65	ADV	34.2	-15.8	.91	47.96	54	-6.04	-	-	152	327	V

* - indicates frequency in CFR47 Pt 15 / IC RSS-Restricted Band
** - indicates frequency in Taiwan NCC LP0002 Restricted Band
Pk - Peak detector
ADV - Linear Voltage Average

UL LLC
12 Laboratory Dr., RTP, NC 27709, USA TEL:(919) 549-1400
This report shall not be reproduced except in full, without the written approval of UL LLC.

HARMONICS AND SPURIOUS EMISSIONS

MID CHANNEL RESULTS

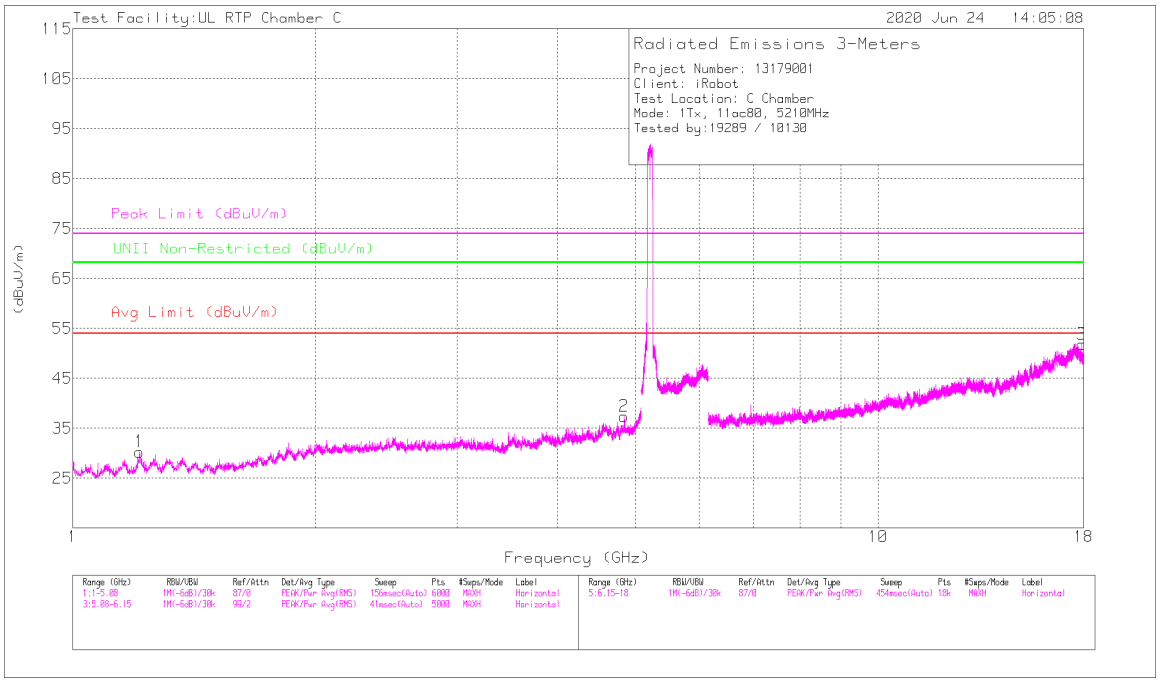

HORIZONTAL

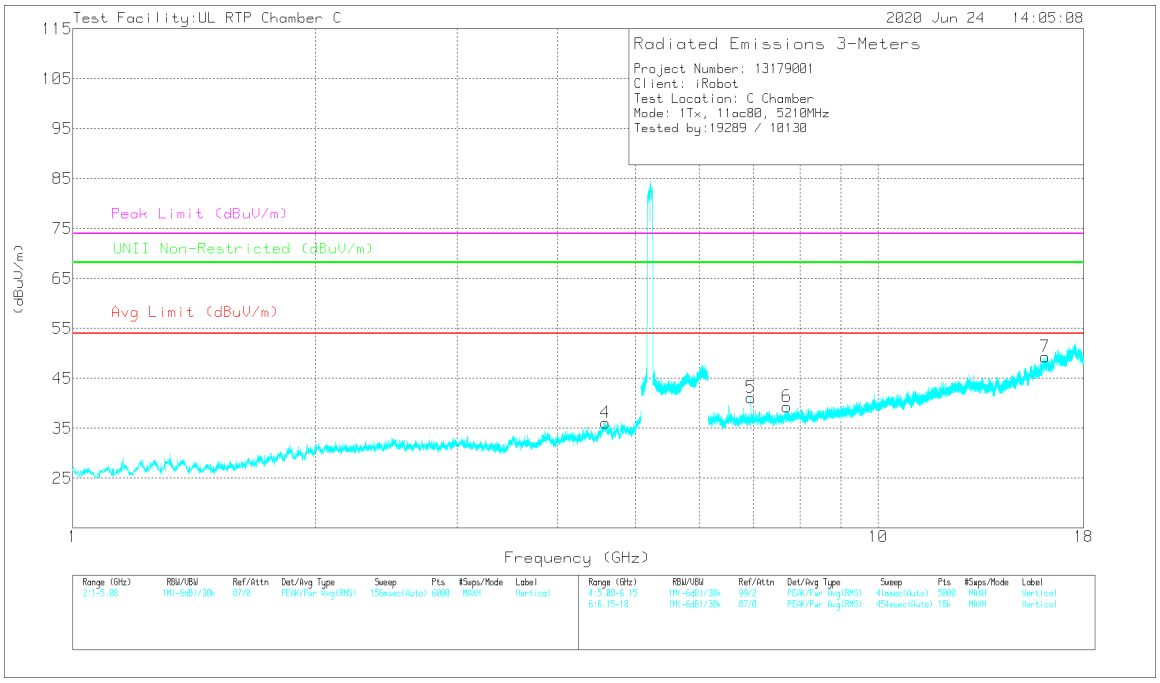

VERTICAL

UL LLC
12 Laboratory Dr., RTP, NC 27709, USA TEL:(919) 549-1400

This report shall not be reproduced except in full, without the written approval of UL LLC.

RADIATED EMISSIONS

Marker	Frequency (GHz)	Meter Reading (dBuV)	Det	AT0062 (dB/m)	Amp/Cbl/Fltr/Pad (dB)	DC Corr (dB)	Corrected Reading (dBuV/m)	Avg Limit (dBuV/m)	Margin (dB)	Peak Limit (dBuV/m)	PK Margin (dB)	UNII Non-Restricted (dBuV/m)	PK Margin (dB)	Azimuth (Degs)	Height (cm)	Polarity
1	* ** 1.20946	64.44	PK-U	28.2	-55.3	0	37.34	-	-	74	-36.66	-	-	175	102	H
	* ** 1.2096	54.44	ADV	28.2	-55.3	.91	28.25	54	-25.75	-	-	-	-	175	102	H
2	* ** 4.84114	56.67	PK-U	34	-49.1	0	41.57	-	-	74	-32.43	-	-	81	102	H
	* ** 4.84078	43.69	ADV	34	-49.1	.91	29.5	54	-24.5	-	-	-	-	81	102	H
4	* ** 4.58934	58.6	PK-U	34.1	-49.8	0	42.9	-	-	74	-31.1	-	-	234	252	V
	* ** 4.58883	45.45	ADV	34.1	-49.8	.91	30.66	54	-23.34	-	-	-	-	234	252	V
3	* ** 17.91673	50.1	PK-U	41.4	-34.5	0	57	-	-	74	-17	-	-	219	231	H
	* ** 17.91712	36.9	ADV	41.4	-34.6	.91	44.61	54	-9.39	-	-	-	-	219	231	H
6	* ** 7.70458	55.5	PK-U	35.9	-46.2	0	45.2	-	-	74	-28.8	-	-	342	246	V
	* ** 7.70456	42.28	ADV	35.9	-46.2	.91	32.89	54	-21.11	-	-	-	-	342	246	V
7	* ** 16.12183	51.4	PK-U	41.3	-37.3	0	55.4	-	-	74	-18.6	-	-	259	226	V
	* ** 16.12173	38.39	ADV	41.3	-37.3	.91	43.3	54	-10.7	-	-	-	-	259	226	V
5	6.94677	59.69	PK-U	35.7	-47.5	0	47.89	-	-	-	-	68.2	-20.31	269	103	V

* - indicates frequency in CFR47 Pt 15 / IC RSS-Restricted Band
** - indicates frequency in Taiwan NCC LP0002 Restricted Band
PK-U - Maximum Peak
ADV - Linear Voltage Average

UL LLC
12 Laboratory Dr., RTP, NC 27709, USA TEL:(919) 549-1400
This report shall not be reproduced except in full, without the written approval of UL LLC.

10.1.5. TX ABOVE 1 GHz 802.11a MODE IN THE 5.3 GHz BAND

1TX External Antenna MODE

BANDEDGE (HIGH CHANNEL)

HORIZONTAL RESULT

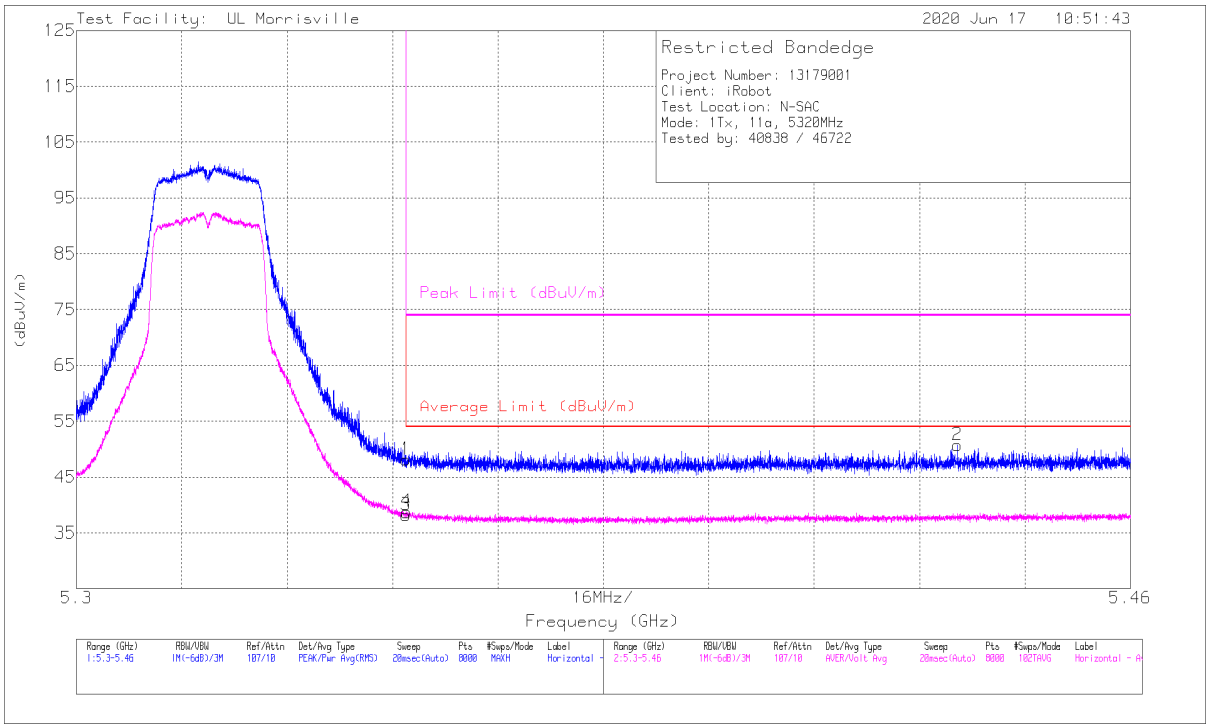

Marker	Frequency (GHz)	Meter Reading (dBuV)	Det	AT0072 dB(/m)	Amp/Cbl/Fltr/Pad (dB)	DC Corr (dB)	Corrected Reading (dBuV/m)	Average Limit (dBuV/m)	Margin (dB)	Peak Limit (dBuV/m)	PK Margin (dB)	Azimuth (Degs)	Height (cm)	Polarity
1	* ** 5.35001	35.79	Pk	34.4	-22.1	0	48.09	-	-	74	-25.91	39	112	H
2	* ** 5.43374	38.34	Pk	34.4	-22	0	50.74	-	-	74	-23.26	39	112	H
3	* ** 5.35001	25.6	ADV	34.4	-22.1	.23	38.13	54	-15.87	-	-	39	112	H
4	* ** 5.35015	26.2	ADV	34.4	-22.1	.23	38.73	54	-15.27	-	-	39	112	H

* - indicates frequency in CFR47 Pt 15 / IC RSS-Restricted Band
** - indicates frequency in Taiwan NCC LP0002 Restricted Band
Pk - Peak detector
ADV - Linear Voltage Average

UL LLC
12 Laboratory Dr., RTP, NC 27709, USA TEL:(919) 549-1400
This report shall not be reproduced except in full, without the written approval of UL LLC.

VERTICAL RESULT

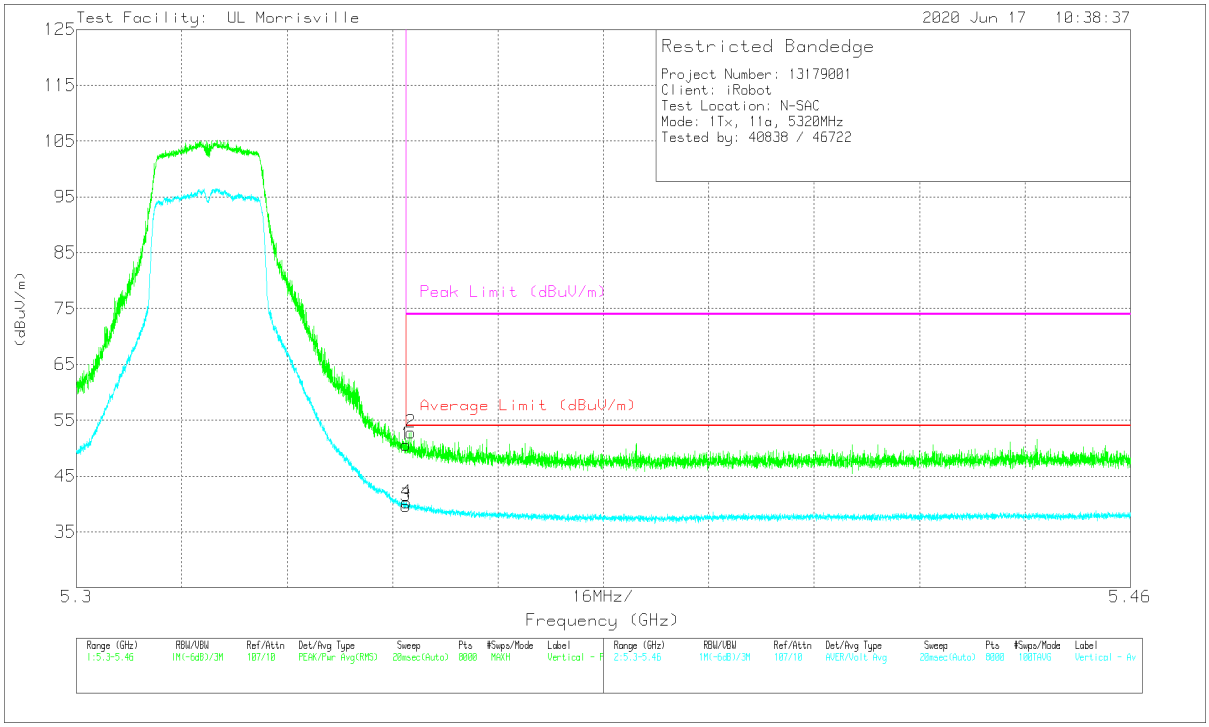

Marker	Frequency (GHz)	Meter Reading (dBuV)	Det	AT0072 dB(/m)	Amp/Cbl/Fltr/Pad (dB)	DC Corr (dB)	Corrected Reading (dBuV/m)	Average Limit (dBuV/m)	Margin (dB)	Peak Limit (dBuV/m)	PK Margin (dB)	Azimuth (Degs)	Height (cm)	Polarity
1	* ** 5.35001	38.3	Pk	34.4	-22.1	0	50.6	-	-	74	-23.4	288	128	V
2	* ** 5.35075	40.46	Pk	34.4	-22.1	0	52.76	-	-	74	-21.24	288	128	V
3	* ** 5.35001	27.1	ADV	34.4	-22.1	.23	39.63	54	-14.37	-	-	288	128	V
4	* ** 5.35011	27.73	ADV	34.4	-22.1	.23	40.26	54	-13.74	-	-	288	128	V

* - indicates frequency in CFR47 Pt 15 / IC RSS-Restricted Band
** - indicates frequency in Taiwan NCC LP0002 Restricted Band
Pk - Peak detector
ADV - Linear Voltage Average

UL LLC
12 Laboratory Dr., RTP, NC 27709, USA
TEL:(919) 549-1400

This report shall not be reproduced except in full, without the written approval of UL LLC.

HARMONICS AND SPURIOUS EMISSIONS

LOW CHANNEL RESULTS

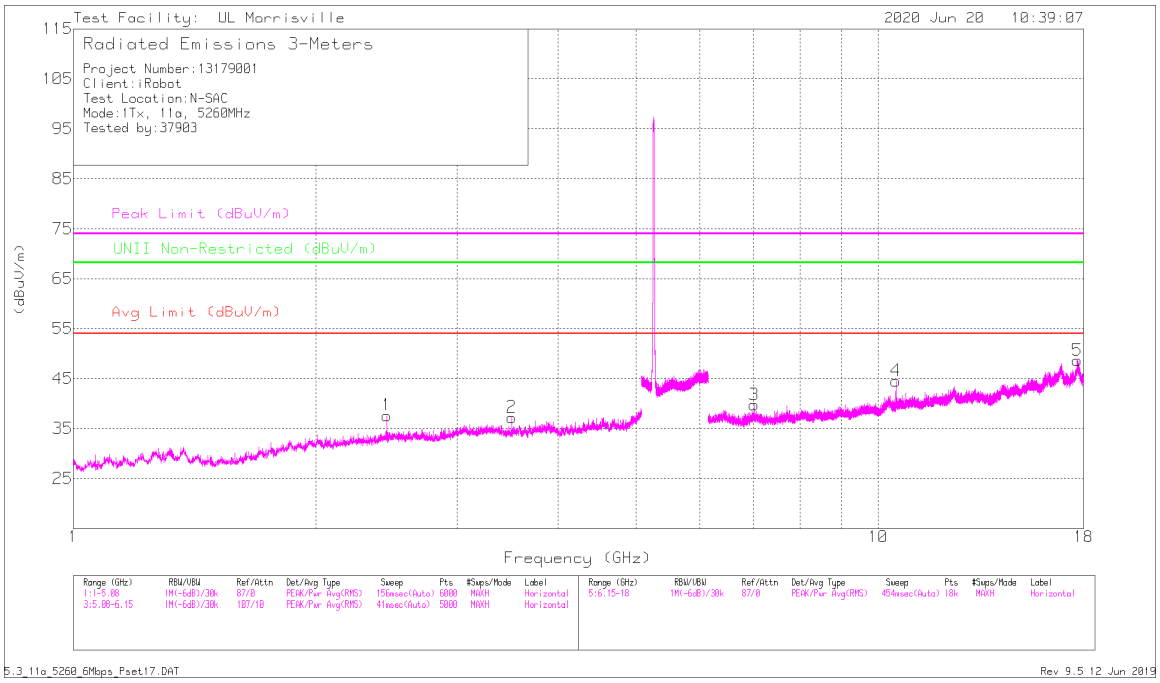

HORIZONTAL

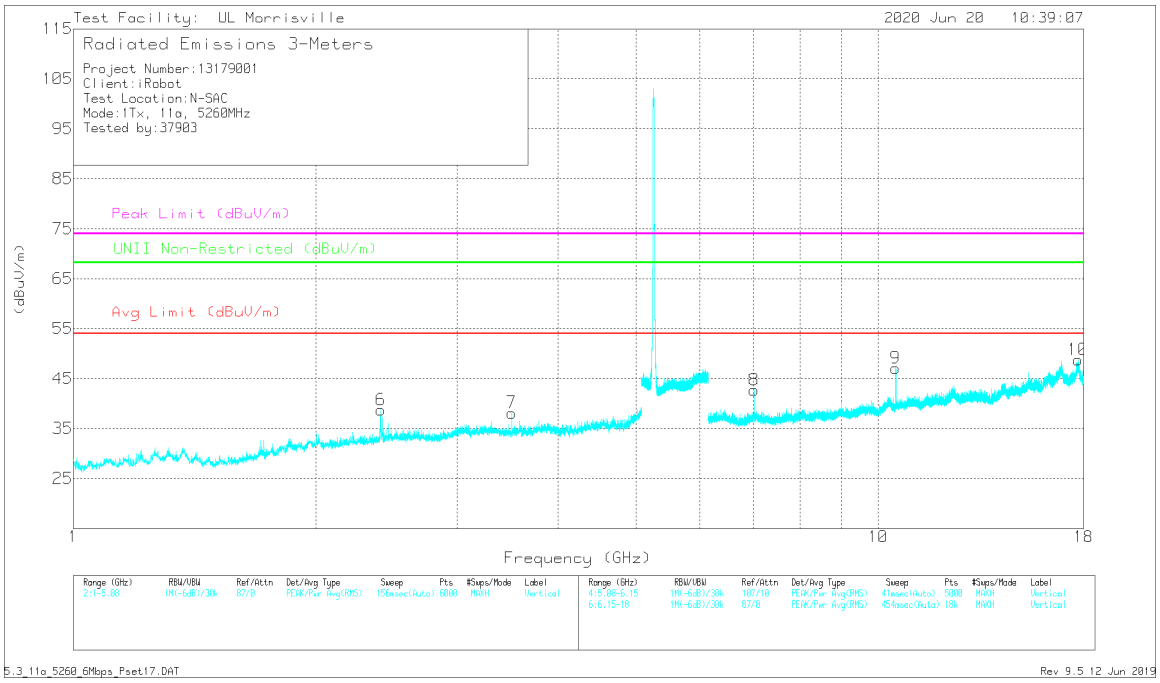

VERTICAL

UL LLC
12 Laboratory Dr., RTP, NC 27709, USA
TEL:(919) 549-1400

This report shall not be reproduced except in full, without the written approval of UL LLC.

RADIATED EMISSIONS

Marker	Frequency (GHz)	Meter Reading (dBuV)	Det	AT0072 dB(/m)	Amp/Cbl/Fltr/Pad (dB)	DC Corr (dB)	Corrected Reading (dBuV/m)	Avg Limit (dBuV/m)	Margin (dB)	Peak Limit (dBuV/m)	PK Margin (dB)	UNII Non-Restricted (dBuV/m)	PK Margin (dB)	Azimuth (Degs)	Height (cm)	Polarity
2	* ** 3.50658	43.58	PK-U	33	-32.7	0	43.88	-	-	74	-30.12	-	-	85	129	H
	* ** 3.50664	35.09	ADV	33	-32.7	.23	35.62	54	-18.38	-	-	-	-	85	129	H
7	* ** 3.50651	43.98	PK-U	33	-32.7	0	44.28	-	-	74	-29.72	-	-	45	207	V
	* ** 3.50665	34.85	ADV	33	-32.7	.23	35.38	54	-18.62	-	-	-	-	45	207	V
10	* ** 17.72687	33.4	PK-U	41.7	-19.7	0	55.4	-	-	74	-18.6	-	-	145	241	V
	* ** 17.72814	20.55	ADV	41.7	-19.7	.23	42.78	54	-11.22	-	-	-	-	145	241	V
6	2.40858	43.52	PK-U	31.9	-33.6	0	41.82	-	-	-	-	68.2	-26.38	121	299	V
1	2.4517	43.07	PK-U	32.1	-33.7	0	41.47	-	-	-	-	68.2	-26.73	264	209	H
3	7.01348	38.67	PK-U	35.7	-28.6	0	45.77	-	-	-	-	68.2	-22.43	354	315	H
8	7.01342	41.49	PK-U	35.7	-28.6	0	48.59	-	-	-	-	68.2	-19.61	2	106	V
9	10.51545	43.63	PK-U	37.6	-26.2	0	55.03	-	-	-	-	68.2	-13.17	282	116	V
4	10.52036	39.53	PK-U	37.6	-26	0	51.13	-	-	-	-	68.2	-17.07	338	107	H
5	17.68071	35.26	PK-U	41.7	-21.1	0	55.86	-	-	-	-	68.2	-12.34	0	199	H

* - indicates frequency in CFR47 Pt 15 / IC RSS-Restricted Band
** - indicates frequency in Taiwan NCC LP0002 Restricted Band
PK-U - Maximum Peak
ADV - Linear Voltage Average

UL LLC
12 Laboratory Dr., RTP, NC 27709, USA TEL:(919) 549-1400
This report shall not be reproduced except in full, without the written approval of UL LLC.

MID CHANNEL RESULTS

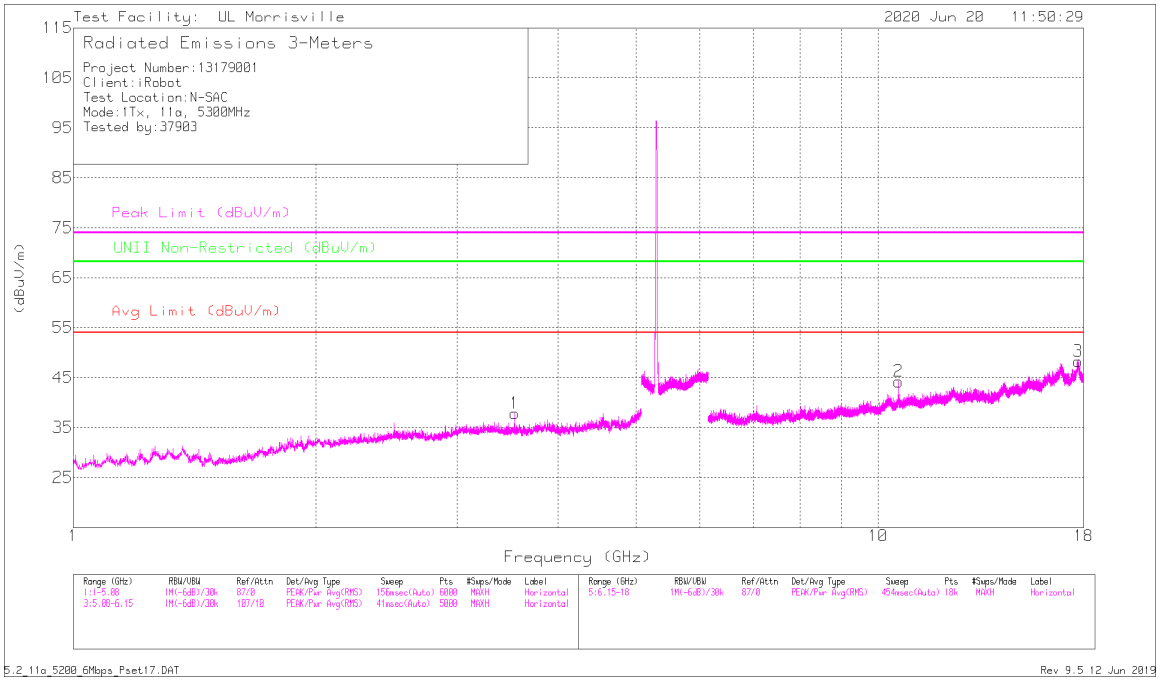

HORIZONTAL

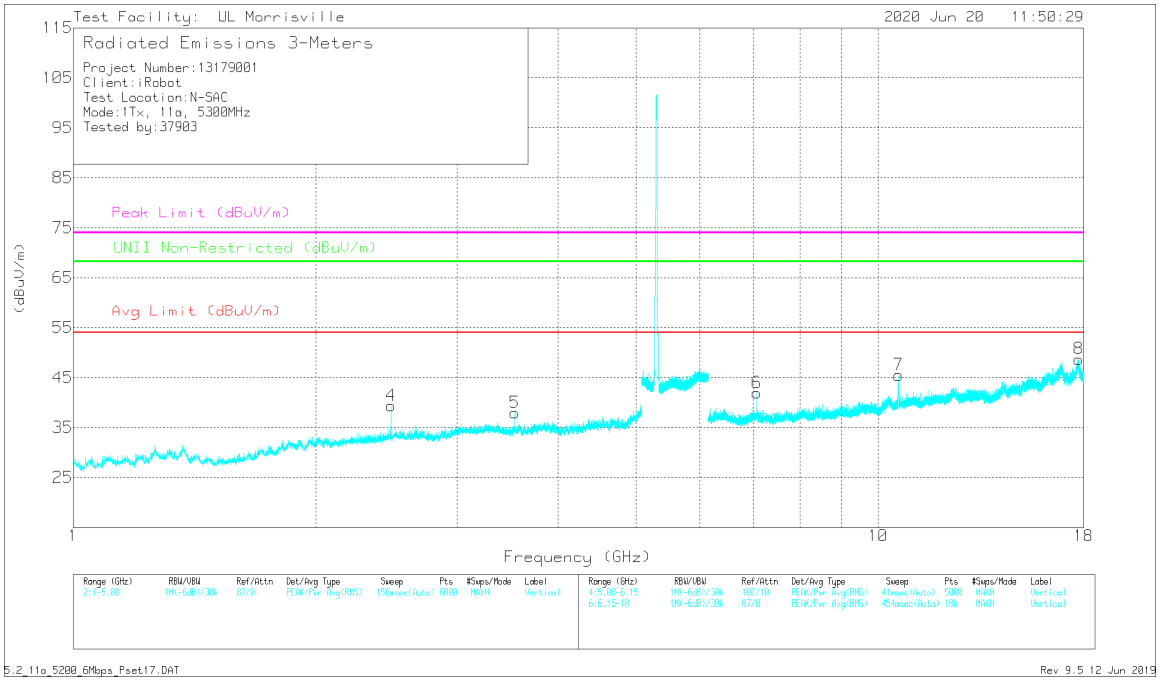

VERTICAL

UL LLC
12 Laboratory Dr., RTP, NC 27709, USA
TEL:(919) 549-1400

This report shall not be reproduced except in full, without the written approval of UL LLC.

RADIATED EMISSIONS

Marker	Frequency (GHz)	Meter Reading (dBuV)	Det	AT0072 dB(/m)	Amp/Cbl/Fltr/Pad (dB)	DC Corr (dB)	Corrected Reading (dBuV/m)	Avg Limit (dBuV/m)	Margin (dB)	Peak Limit (dBuV/m)	PK Margin (dB)	UNII Non-Restricted (dBuV/m)	PK Margin (dB)	Azimuth (Degs)	Height (cm)	Polarity
1	* ** 3.53343	44.19	PK-U	33	-32.4	0	44.79	-	-	74	-29.21	-	-	87	165	H
	* ** 3.53336	36.27	ADV	33	-32.4	.23	37.10	54	-16.90	-	-	-	-	87	165	H
5	* ** 3.53319	43.83	PK-U	33	-32.4	0	44.43	-	-	74	-29.57	-	-	45	203	V
	* ** 3.53333	35.49	ADV	33	-32.4	.23	36.32	54	-17.68	-	-	-	-	45	203	V
2	* ** 10.60039	38.88	PK-U	37.7	-25	0	51.58	-	-	74	-22.42	-	-	345	130	H
	* ** 10.60031	24.6	ADV	37.7	-25	.23	37.53	54	-16.47	-	-	-	-	345	130	H
3	* ** 17.71926	33.39	PK-U	41.6	-20	0	54.99	-	-	74	-19.01	-	-	139	266	H
	* ** 17.7197	20.45	ADV	41.6	-20	.23	42.28	54	-11.72	-	-	-	-	139	266	H
7	* ** 10.6004	41.07	PK-U	37.7	-25	0	53.77	-	-	74	-20.23	-	-	184	244	V
	* ** 10.60029	26.6	ADV	37.7	-25	.23	39.53	54	-14.47	-	-	-	-	184	244	V
8	* ** 17.74854	32.93	PK-U	41.6	-20	0	54.53	-	-	74	-19.47	-	-	359	337	V
	* ** 17.74911	19.59	ADV	41.6	-20	.23	41.42	54	-12.58	-	-	-	-	359	337	V
4	2.48025	45.06	PK-U	32.4	-33.6	0	43.86	-	-	-	-	68.2	-24.34	64	118	V
6	7.06646	41.03	PK-U	35.7	-29.2	0	47.53	-	-	-	-	68.2	-20.67	2	105	V

* - indicates frequency in CFR47 Pt 15 / IC RSS-Restricted Band
** - indicates frequency in Taiwan NCC LP0002 Restricted Band
PK-U - Maximum Peak
ADV - Linear Voltage Average

UL LLC
12 Laboratory Dr., RTP, NC 27709, USA TEL:(919) 549-1400
This report shall not be reproduced except in full, without the written approval of UL LLC.

HIGH CHANNEL RESULTS

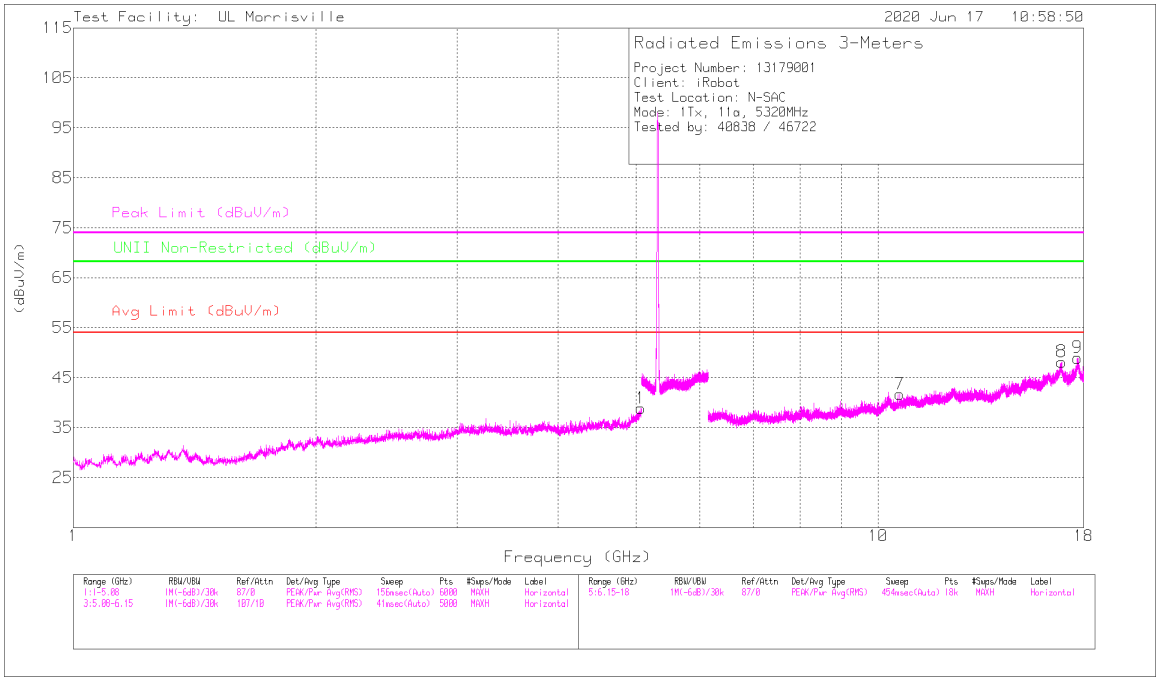

HORIZONTAL

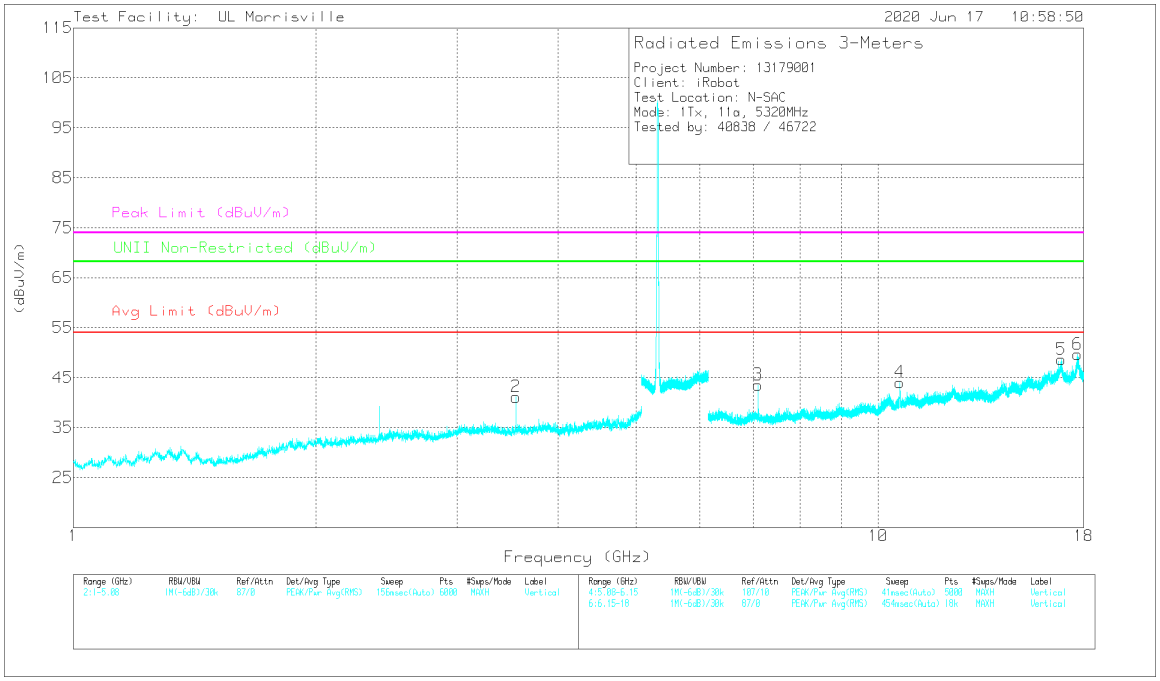

VERTICAL

UL LLC
12 Laboratory Dr., RTP, NC 27709, USA TEL:(919) 549-1400

This report shall not be reproduced except in full, without the written approval of UL LLC.

RADIATED EMISSIONS

Marker	Frequency (GHz)	Meter Reading (dBuV)	Det	AT0072 dB(/m)	Amp/Cbl/Fltr/Pad (dB)	DC Corr (dB)	Corrected Reading (dBuV/m)	Avg Limit (dBuV/m)	Margin (dB)	Peak Limit (dBuV/m)	PK Margin (dB)	UNII Non-Restricted (dBuV/m)	PK Margin (dB)	Azimuth (Degs)	Height (cm)	Polarity
1	* ** 5.06929	40.1	PK-U	34.2	-29.8	0	44.5	-	-	74	-29.5	-	-	308	357	H
1	* ** 5.06924	27.42	ADV	34.2	-29.8	.23	32.05	54	-21.95	-	-	-	-	308	357	H
2	* ** 3.54666	44.62	PK-U	33	-32.2	0	45.42	-	-	74	-28.58	-	-	25	102	V
2	* ** 3.54665	38.98	ADV	33	-32.2	.23	40.01	54	-13.99	-	-	-	-	25	102	V
7	* ** 10.64218	36.66	PK-U	37.7	-25	0	49.36	-	-	74	-24.64	-	-	10	139	H
7	* ** 10.64099	23.68	ADV	37.8	-24.9	.23	36.81	54	-17.19	-	-	-	-	10	139	H
4	* ** 10.63992	37.19	PK-U	37.8	-24.9	0	50.09	-	-	74	-23.91	-	-	278	248	V
4	* ** 10.6398	24.5	ADV	37.8	-24.9	.23	37.63	54	-16.37	-	-	-	-	278	248	V
3	7.09318	42.33	PK-U	35.7	-29.5	0	48.53	-	-	-	-	68.2	-19.67	1	117	V
5	16.90156	36.07	PK-U	41.5	-22.4	0	55.17	-	-	-	-	68.2	-13.03	117	117	V
8	16.90627	35.26	PK-U	41.6	-22.4	0	54.46	-	-	-	-	68.2	-13.74	236	250	H
6	17.68046	34.55	PK-U	41.7	-21.1	0	55.15	-	-	-	-	68.2	-13.05	260	233	V
9	17.6944	33.78	PK-U	41.7	-20.7	0	54.78	-	-	-	-	68.2	-13.42	308	134	H

* - indicates frequency in CFR47 Pt 15 / IC RSS-Restricted Band
** - indicates frequency in Taiwan NCC LP0002 Restricted Band
PK-U - Maximum Peak
ADV - Linear Voltage Average

UL LLC
12 Laboratory Dr., RTP, NC 27709, USA TEL:(919) 549-1400
This report shall not be reproduced except in full, without the written approval of UL LLC.

1TX PCB Antenna MODE

BANDEDGE (HIGH CHANNEL)

HORIZONTAL RESULT

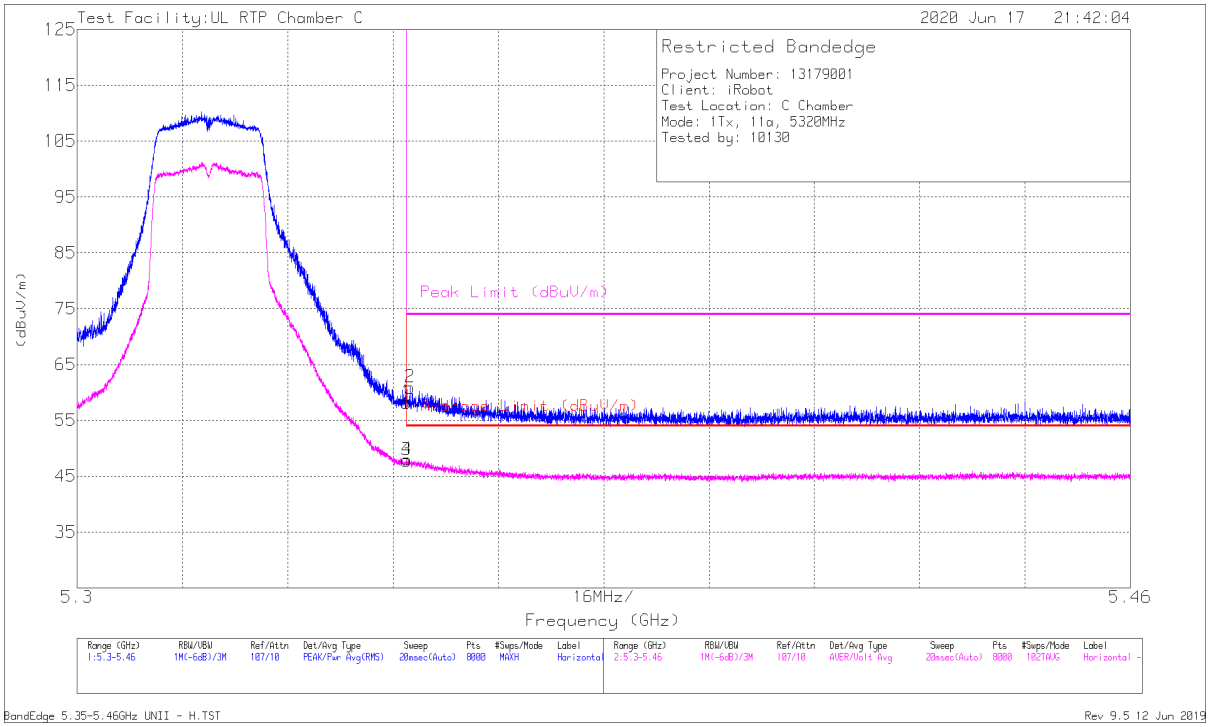

Marker	Frequency (GHz)	Meter Reading (dBuV)	Det	AT0062 (dB/m)	Amp/Cbl/Fltr/Pad (dB)	DC Corr (dB)	Corrected Reading (dBuV/m)	Average Limit (dBuV/m)	Margin (dB)	Peak Limit (dBuV/m)	PK Margin (dB)	Azimuth (Degs)	Height (cm)	Polarity
1	* ** 5.35001	38.99	Pk	34.6	-15.4	0	58.19	-	-	74	-15.81	77	126	H
2	* ** 5.35061	41.68	Pk	34.6	-15.4	0	60.88	-	-	74	-13.12	77	126	H
3	* ** 5.35001	28.4	ADV	34.6	-15.4	.23	47.83	54	-6.17	-	-	77	126	H
4	* ** 5.35011	28.56	ADV	34.6	-15.4	.23	47.99	54	-6.01	-	-	77	126	H

* - indicates frequency in CFR47 Pt 15 / IC RSS-Restricted Band
** - indicates frequency in Taiwan NCC LP0002 Restricted Band
Pk - Peak detector
ADV - Linear Voltage Average

UL LLC
12 Laboratory Dr., RTP, NC 27709, USA TEL:(919) 549-1400
This report shall not be reproduced except in full, without the written approval of UL LLC.

VERTICAL RESULT

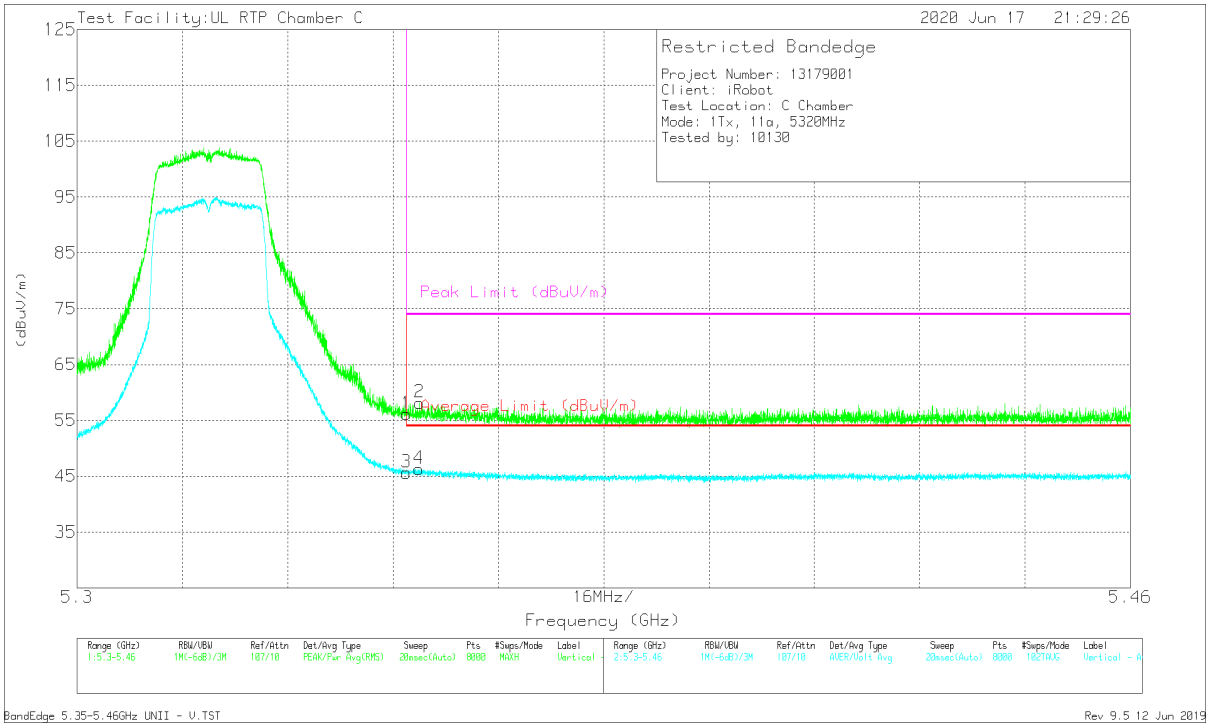

Marker	Frequency (GHz)	Meter Reading (dBuV)	Det	AT0062 (dB/m)	Amp/Cbl/Fltr/Pad (dB)	DC Corr (dB)	Corrected Reading (dBuV/m)	Average Limit (dBuV/m)	Margin (dB)	Peak Limit (dBuV/m)	PK Margin (dB)	Azimuth (Degs)	Height (cm)	Polarity
1	* ** 5.35001	36.94	Pk	34.6	-15.4	0	56.14	-	-	74	-17.86	243	237	V
2	* ** 5.35199	38.97	Pk	34.6	-15.4	0	58.17	-	-	74	-15.83	243	237	V
3	* ** 5.35001	26.22	ADV	34.6	-15.4	.23	45.65	54	-8.35	-	-	243	237	V
4	* ** 5.35195	26.89	ADV	34.6	-15.4	.23	46.32	54	-7.68	-	-	243	237	V

* - indicates frequency in CFR47 Pt 15 / IC RSS-Restricted Band
** - indicates frequency in Taiwan NCC LP0002 Restricted Band
Pk - Peak detector
ADV - Linear Voltage Average

UL LLC
12 Laboratory Dr., RTP, NC 27709, USA TEL:(919) 549-1400
This report shall not be reproduced except in full, without the written approval of UL LLC.

HARMONICS AND SPURIOUS EMISSIONS

LOW CHANNEL RESULTS

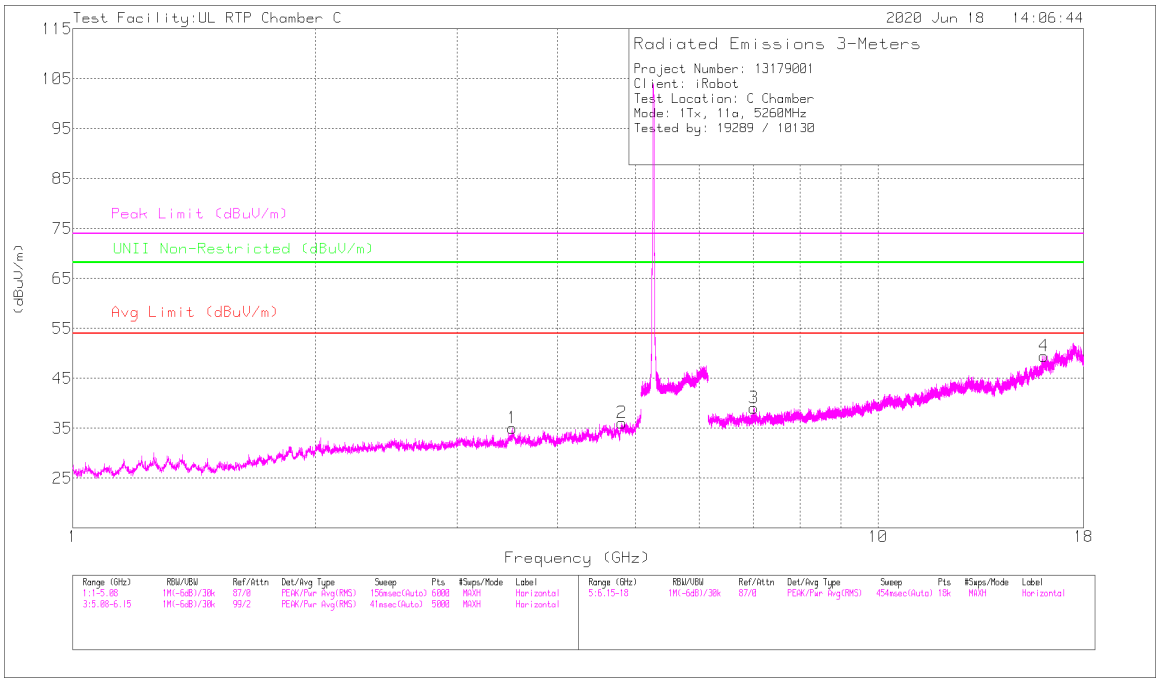

HORIZONTAL

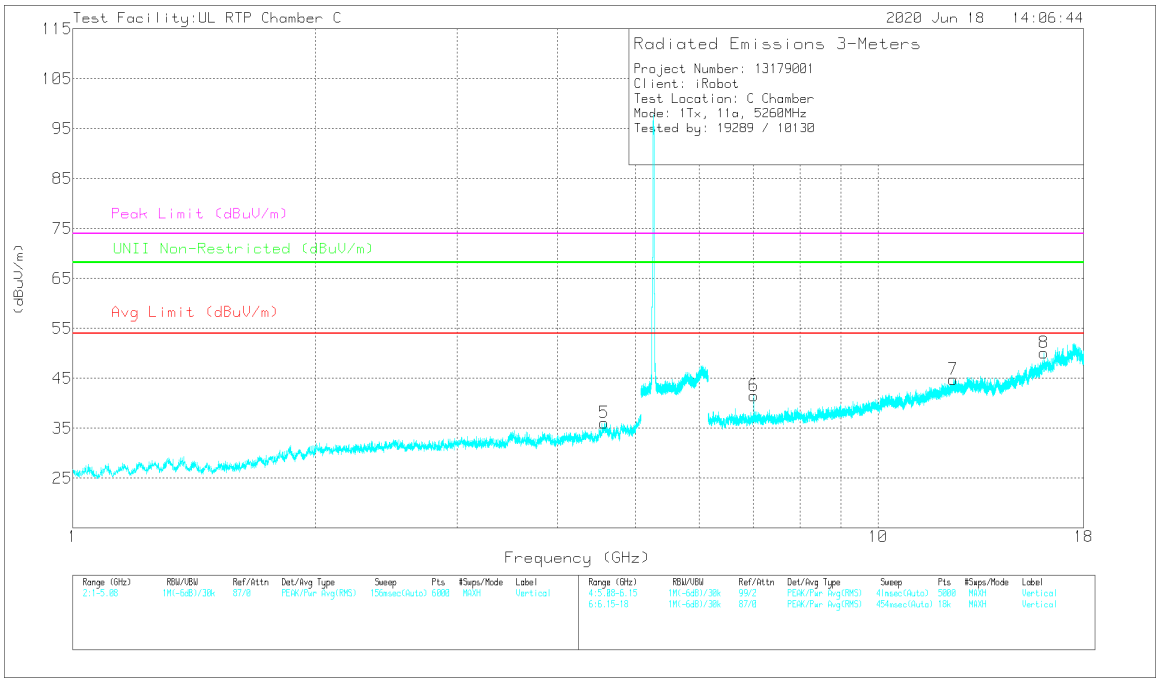

VERTICAL

UL LLC
12 Laboratory Dr., RTP, NC 27709, USA TEL:(919) 549-1400

This report shall not be reproduced except in full, without the written approval of UL LLC.

RADIATED EMISSIONS

Marker	Frequency (GHz)	Meter Reading (dBuV)	Det	AT0062 (dB/m)	Amp/Cbl/Fltr/Pad (dB)	DC Corr (dB)	Corrected Reading (dBuV/m)	Avg Limit (dBuV/m)	Margin (dB)	Peak Limit (dBuV/m)	PK Margin (dB)	UNII Non-Restricted (dBuV/m)	PK Margin (dB)	Azimuth (Degs)	Height (cm)	Polarity
1	* ** 3.51655	56.01	PK-U	33.7	-49.5	0	40.21	-	-	74	-33.79	-	-	269	149	H
	* ** 3.51685	43.28	ADV	33.7	-49.5	.23	27.71	54	-26.29	-	-	-	-	269	149	H
2	* ** 4.8078	56.94	PK-U	34.1	-48.8	0	42.24	-	-	74	-31.76	-	-	161	169	H
	* ** 4.80813	44.4	ADV	34.1	-48.8	.23	29.93	54	-24.07	-	-	-	-	161	169	H
5	* ** 4.57344	58.44	PK-U	34.1	-49.5	0	43.04	-	-	74	-30.96	-	-	253	182	V
	* ** 4.57499	44.83	ADV	34.1	-49.5	.23	29.66	54	-24.34	-	-	-	-	253	182	V
4	* ** 16.07575	50.53	PK-U	41.3	-36.4	0	55.43	-	-	74	-18.57	-	-	207	144	H
	* ** 16.0755	37.95	ADV	41.3	-36.4	.23	43.08	54	-10.92	-	-	-	-	207	144	H
7	* ** 12.39388	50.5	PK-U	39	-40	0	49.5	-	-	74	-24.5	-	-	175	167	V
	* ** 12.39099	38.38	ADV	39	-40	.23	37.61	54	-16.39	-	-	-	-	175	167	V
8	* ** 16.07462	50.82	PK-U	41.3	-36.4	0	55.72	-	-	74	-18.28	-	-	300	272	V
	* ** 16.07227	38.31	ADV	41.3	-36.4	.23	43.44	54	-10.56	-	-	-	-	300	272	V
6	7.01336	58.95	PK-U	35.7	-47.8	0	46.85	-	-	-	-	68.2	-21.35	112	295	V
3	7.01358	57.73	PK-U	35.7	-47.8	0	45.63	-	-	-	-	68.2	-22.57	48	264	H

* - indicates frequency in CFR47 Pt 15 / IC RSS-Restricted Band
** - indicates frequency in Taiwan NCC LP0002 Restricted Band
PK-U - Maximum Peak
ADV - Linear Voltage Average

UL LLC
12 Laboratory Dr., RTP, NC 27709, USA TEL:(919) 549-1400
This report shall not be reproduced except in full, without the written approval of UL LLC.

MID CHANNEL RESULTS

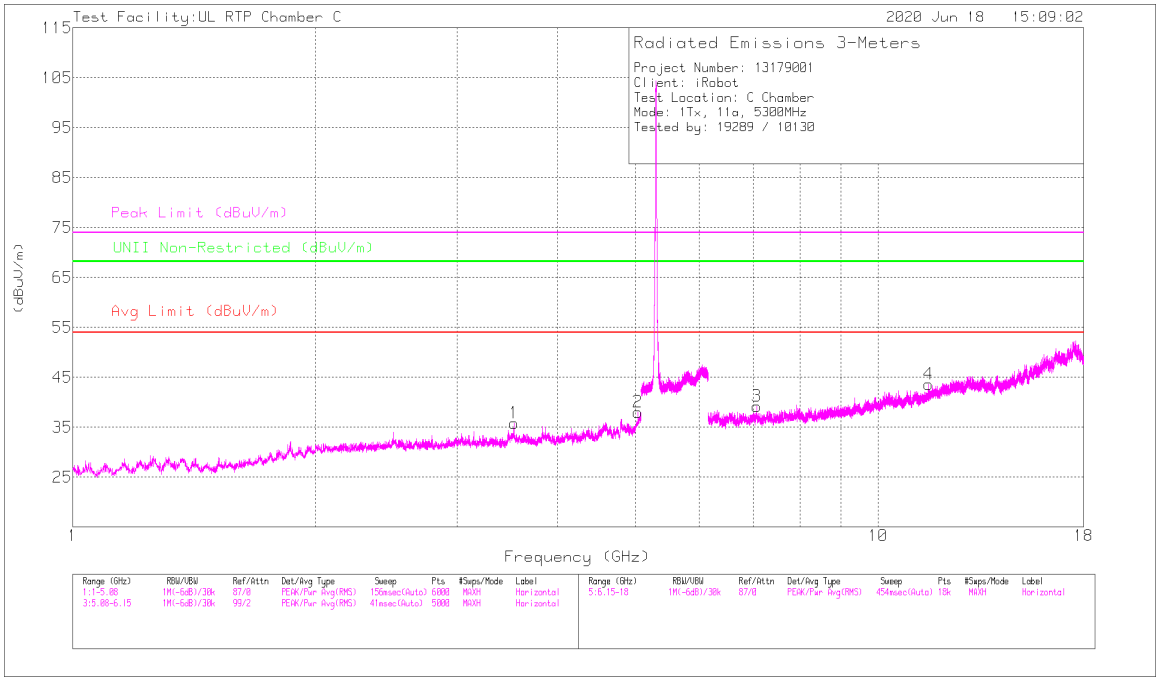

HORIZONTAL

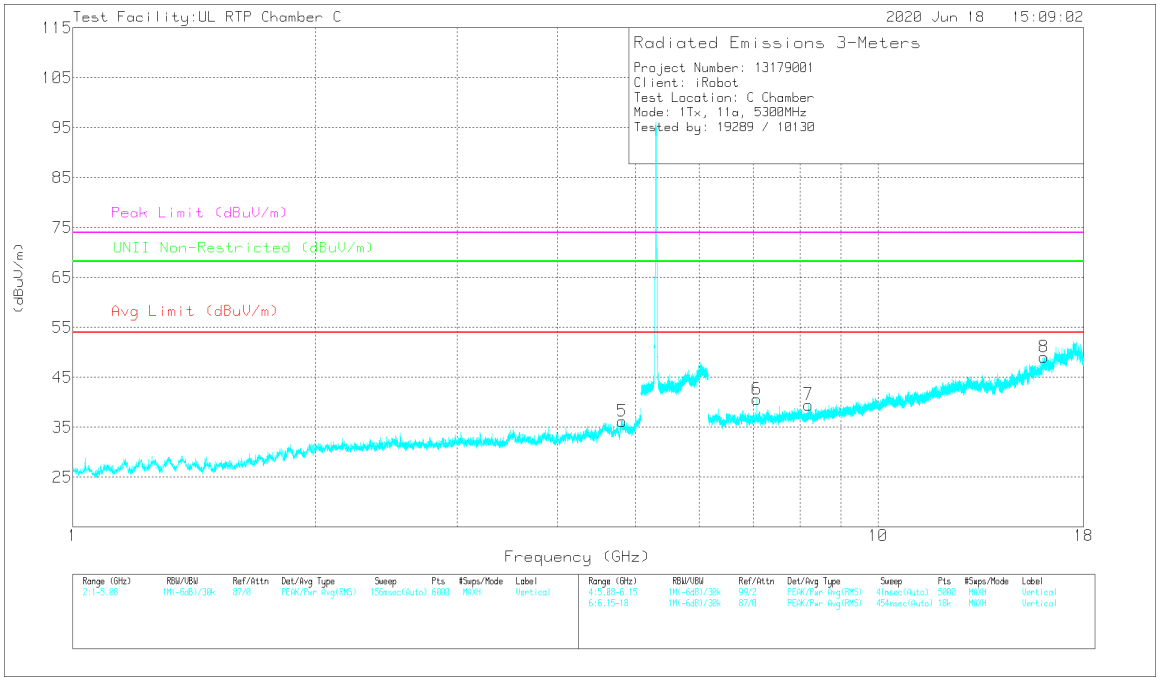

VERTICAL

UL LLC
12 Laboratory Dr., RTP, NC 27709, USA
TEL:(919) 549-1400

This report shall not be reproduced except in full, without the written approval of UL LLC.

RADIATED EMISSIONS

Marker	Frequency (GHz)	Meter Reading (dBuV)	Det	AT0062 (dB/m)	Amp/Cbl/Fltr/Pad (dB)	DC Corr (dB)	Corrected Reading (dBuV/m)	Avg Limit (dBuV/m)	Margin (dB)	Peak Limit (dBuV/m)	PK Margin (dB)	UNII Non-Restricted (dBuV/m)	PK Margin (dB)	Azimuth (Degs)	Height (cm)	Polarity
1	* ** 3.53326	57.93	PK-U	33.5	-49.6	0	41.83	-	-	74	-32.17	-	-	15	103	H
	* ** 3.53324	46.63	ADV	33.5	-49.6	.23	30.76	54	-23.24	-	-	-	-	15	103	H
2	* ** 5.02783	56.36	PK-U	34.1	-48	0	42.46	-	-	74	-31.54	-	-	97	102	H
	* ** 5.02767	44.16	ADV	34.1	-48	.23	30.49	54	-23.51	-	-	-	-	97	102	H
5	* ** 4.81572	54.93	PK-U	34.1	-49.1	0	39.93	-	-	74	-34.07	-	-	126	102	V
	* ** 4.81548	43.22	ADV	34.1	-49.1	.23	28.45	54	-25.55	-	-	-	-	126	102	V
4	* ** 11.55731	51.95	PK-U	38.3	-42	0	48.25	-	-	74	-25.75	-	-	70	290	H
	* ** 11.55844	39.24	ADV	38.3	-42	.23	35.77	54	-18.23	-	-	-	-	70	290	H
7	* ** 8.19934	54.96	PK-U	35.9	-45.1	0	45.76	-	-	74	-28.24	-	-	238	398	V
	* ** 8.20026	41.82	ADV	35.9	-45.2	.23	32.75	54	-21.25	-	-	-	-	238	398	V
8	* ** 16.0836	50.18	PK-U	41.3	-36.8	0	54.68	-	-	74	-19.32	-	-	185	113	V
	* ** 16.08139	38.01	ADV	41.3	-36.8	.23	42.74	54	-11.26	-	-	-	-	185	113	V
3	7.06657	57.02	PK-U	35.7	-46.5	0	46.22	-	-	-	-	68.2	-21.98	174	103	H
6	7.06692	58.61	PK-U	35.7	-46.6	0	47.71	-	-	-	-	68.2	-20.49	301	102	V

* - indicates frequency in CFR47 Pt 15 / IC RSS-Restricted Band
** - indicates frequency in Taiwan NCC LP0002 Restricted Band
PK-U - Maximum Peak
ADV - Linear Voltage Average

UL LLC
12 Laboratory Dr., RTP, NC 27709, USA TEL:(919) 549-1400
This report shall not be reproduced except in full, without the written approval of UL LLC.

HIGH CHANNEL RESULTS

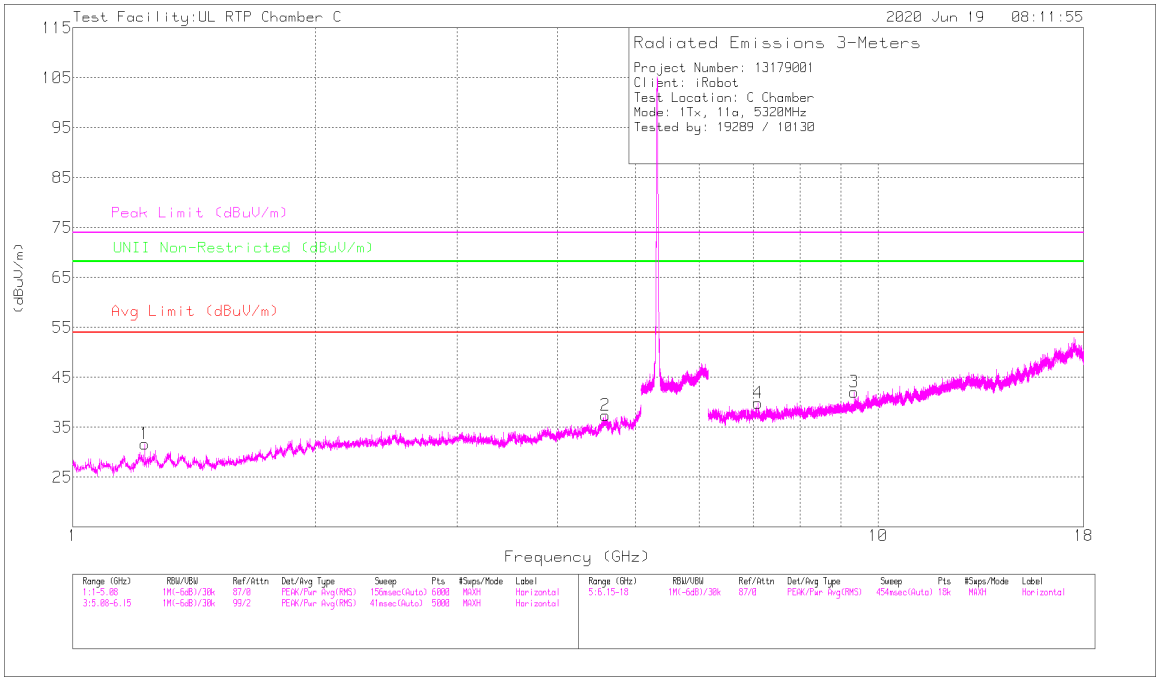

HORIZONTAL

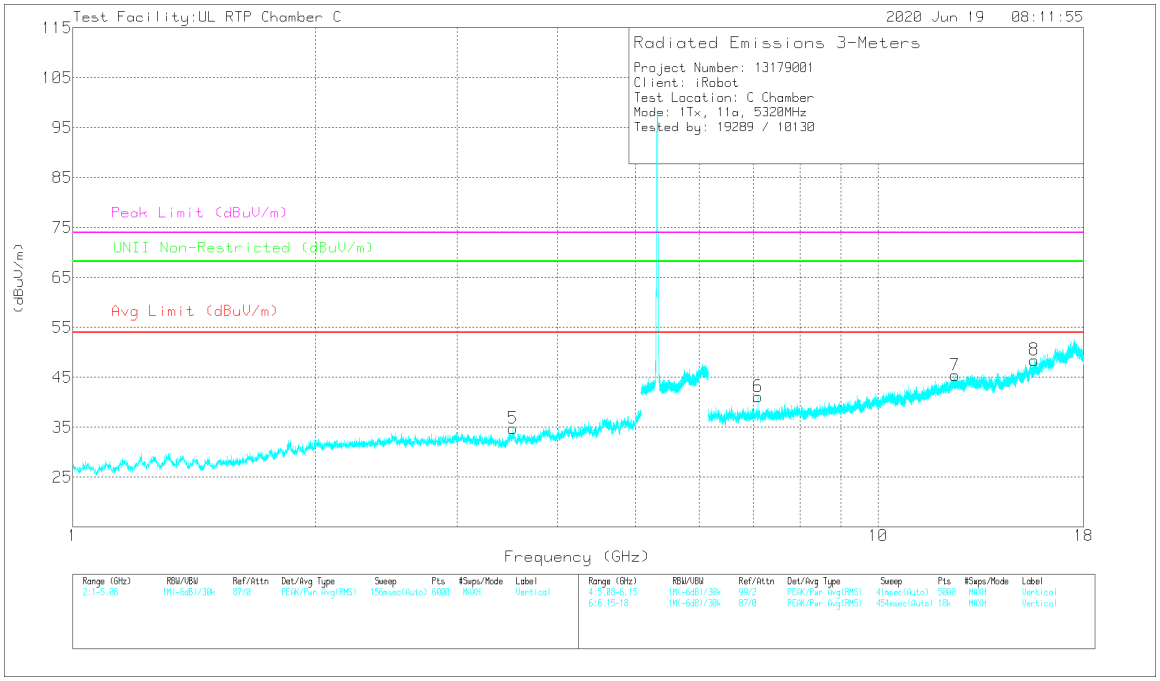

VERTICAL

UL LLC
12 Laboratory Dr., RTP, NC 27709, USA TEL:(919) 549-1400

This report shall not be reproduced except in full, without the written approval of UL LLC.

RADIATED EMISSIONS

Marker	Frequency (GHz)	Meter Reading (dBuV)	Det	AT0062 (dB/m)	Amp/Cbl/Fltr/Pad (dB)	DC Corr (dB)	Corrected Reading (dBuV/m)	Avg Limit (dBuV/m)	Margin (dB)	Peak Limit (dBuV/m)	PK Margin (dB)	UNII Non-Restricted (dBuV/m)	PK Margin (dB)	Azimuth (Degs)	Height (cm)	Polarity
1	* ** 1.22865	63.52	PK-U	28.4	-55.5	0	36.42	-	-	74	-37.58	-	-	191	184	H
	* ** 1.2288	53.13	ADV	28.4	-55.5	.23	26.26	54	-27.74	-	-	-	-	191	184	H
2	* ** 4.58766	58.09	PK-U	34.1	-49.8	0	42.39	-	-	74	-31.61	-	-	196	102	H
	* ** 4.58981	45.6	ADV	34.1	-49.8	.23	30.13	54	-23.87	-	-	-	-	196	102	H
5	* ** 3.5219	56.29	PK-U	33.6	-49.5	0	40.39	-	-	74	-33.61	-	-	2	103	V
	* ** 3.52327	43.26	ADV	33.6	-49.6	.23	27.49	54	-26.51	-	-	-	-	2	103	V
3	* ** 9.34143	53.64	PK-U	36.3	-44.4	0	45.54	-	-	74	-28.46	-	-	112	126	H
	* ** 9.34177	41.09	ADV	36.3	-44.4	.23	33.22	54	-20.78	-	-	-	-	112	126	H
7	* ** 12.47181	53.16	PK-U	39	-41	0	51.16	-	-	74	-22.84	-	-	112	234	V
	* ** 12.47102	40.06	ADV	39	-41	.23	38.29	54	-15.71	-	-	-	-	112	234	V
8	* ** 15.63432	50.89	PK-U	40.6	-37.6	0	53.89	-	-	74	-20.11	-	-	324	110	V
	* ** 15.63101	38.11	ADV	40.6	-37.6	.23	41.34	54	-12.66	-	-	-	-	324	110	V
6	7.09297	58.14	PK-U	35.7	-46.7	0	47.14	-	-	-	-	68.2	-21.06	114	396	V
4	7.09349	57.35	PK-U	35.7	-46.7	0	46.35	-	-	-	-	68.2	-21.85	45	397	H

* - indicates frequency in CFR47 Pt 15 / IC RSS-Restricted Band
** - indicates frequency in Taiwan NCC LP0002 Restricted Band
PK-U - Maximum Peak
ADV - Linear Voltage Average

UL LLC
12 Laboratory Dr., RTP, NC 27709, USA TEL:(919) 549-1400
This report shall not be reproduced except in full, without the written approval of UL LLC.

10.1.6. TX ABOVE 1 GHz 802.11n HT20 MODE IN THE 5.3 GHz BAND

1TX External Antenna MODE

BANDEDGE (HIGH CHANNEL)

HORIZONTAL RESULT

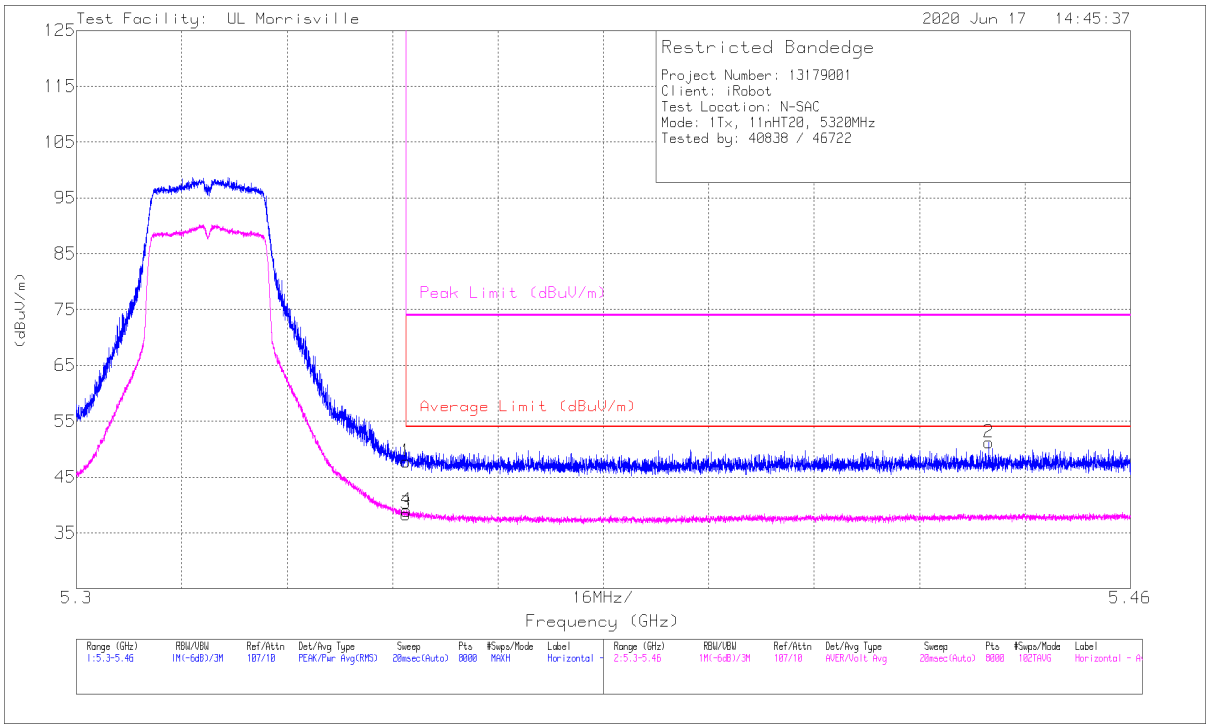

Marker	Frequency (GHz)	Meter Reading (dBuV)	Det	AT0072 dB(/m)	Amp/Cbl/Fltr/Pad (dB)	DC Corr (dB)	Corrected Reading (dBuV/m)	Average Limit (dBuV/m)	Margin (dB)	Peak Limit (dBuV/m)	PK Margin (dB)	Azimuth (Degs)	Height (cm)	Polarity
1	* ** 5.35001	35.44	Pk	34.4	-22.1	0	47.74	-	-	74	-26.26	39	341	H
2	* ** 5.4385	38.82	Pk	34.4	-22	0	51.22	-	-	74	-22.78	39	341	H
3	* ** 5.35001	25.83	ADV	34.4	-22.1	.24	38.37	54	-15.63	-	-	39	341	H
4	* ** 5.35015	26.45	ADV	34.4	-22.1	.24	38.99	54	-15.01	-	-	39	341	H

* - indicates frequency in CFR47 Pt 15 / IC RSS-Restricted Band
** - indicates frequency in Taiwan NCC LP0002 Restricted Band
Pk - Peak detector
ADV - Linear Voltage Average

UL LLC
12 Laboratory Dr., RTP, NC 27709, USA TEL:(919) 549-1400
This report shall not be reproduced except in full, without the written approval of UL LLC.

VERTICAL RESULT

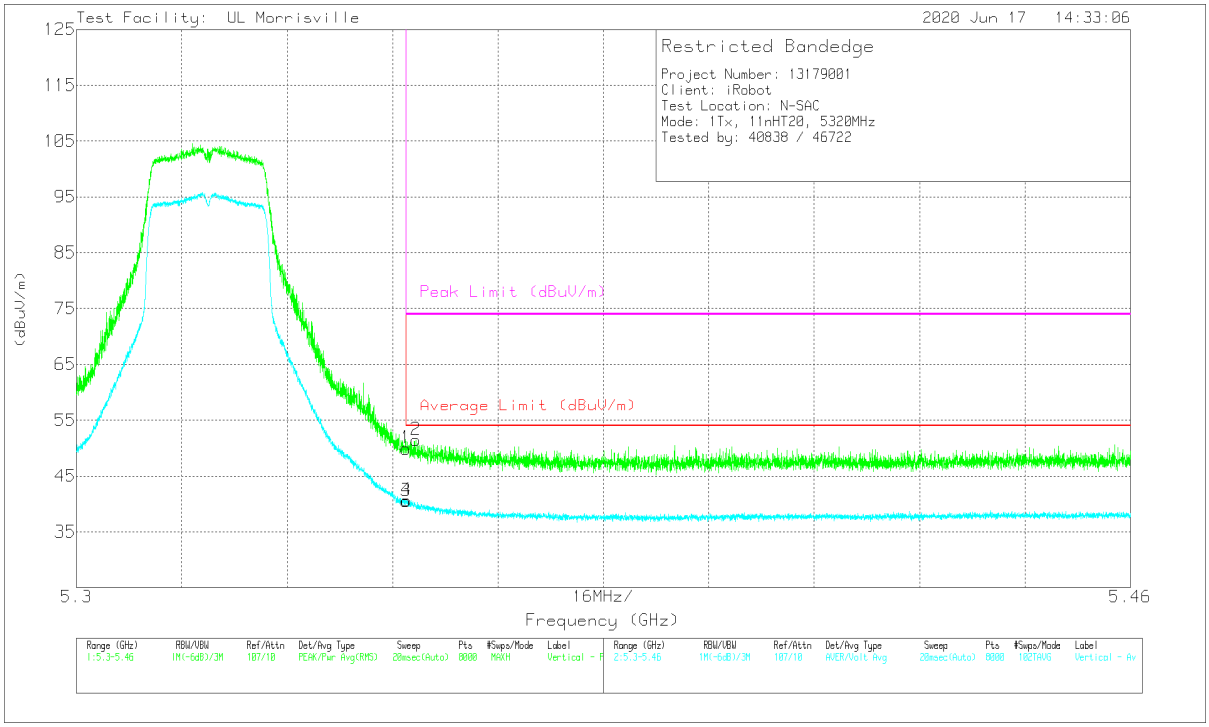

Marker	Frequency (GHz)	Meter Reading (dBuV)	Det	AT0072 dB(/m)	Amp/Cbl/Fltr/Pad (dB)	DC Corr (dB)	Corrected Reading (dBuV/m)	Average Limit (dBuV/m)	Margin (dB)	Peak Limit (dBuV/m)	PK Margin (dB)	Azimuth (Degs)	Height (cm)	Polarity
1	* ** 5.35001	37.62	Pk	34.4	-22.1	0	49.92	-	-	74	-24.08	85	317	V
2	* ** 5.35153	39.11	Pk	34.4	-22.1	0	51.41	-	-	74	-22.59	85	317	V
3	* ** 5.35001	27.94	ADV	34.4	-22.1	.24	40.48	54	-13.52	-	-	85	317	V
4	* ** 5.35015	28.08	ADV	34.4	-22.1	.24	40.62	54	-13.38	-	-	85	317	V

* - indicates frequency in CFR47 Pt 15 / IC RSS-Restricted Band
** - indicates frequency in Taiwan NCC LP0002 Restricted Band
Pk - Peak detector
ADV - Linear Voltage Average

UL LLC
12 Laboratory Dr., RTP, NC 27709, USA TEL:(919) 549-1400
This report shall not be reproduced except in full, without the written approval of UL LLC.

HARMONICS AND SPURIOUS EMISSIONS

LOW CHANNEL RESULTS

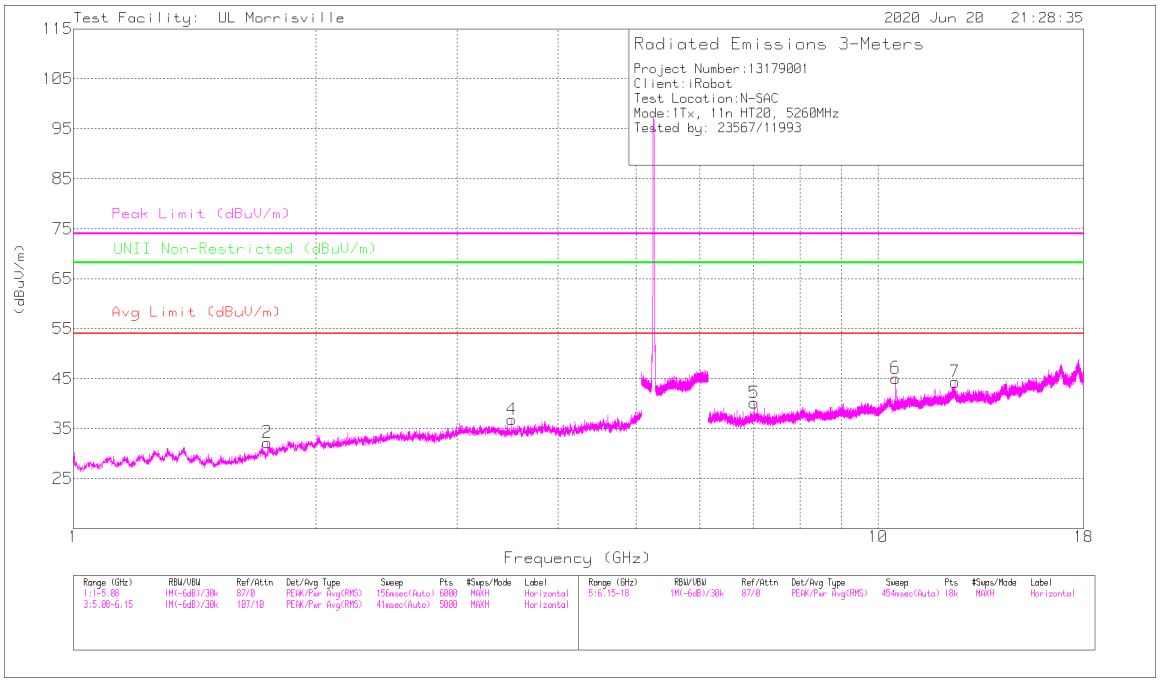

HORIZONTAL

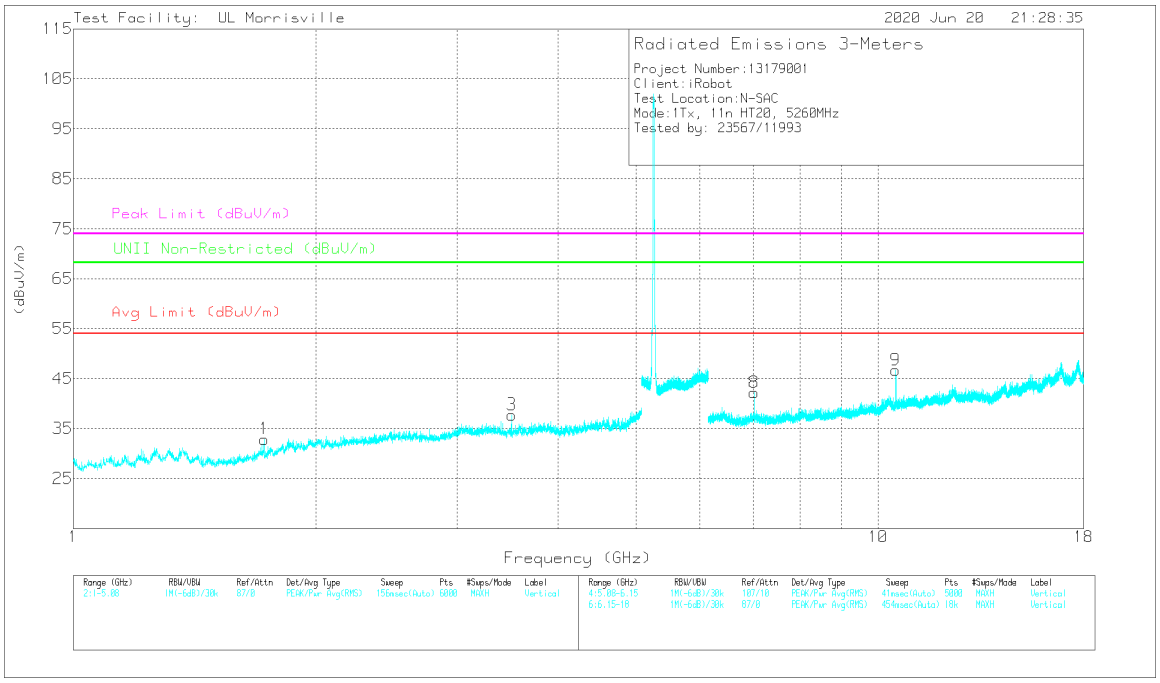

VERTICAL

UL LLC
12 Laboratory Dr., RTP, NC 27709, USA TEL:(919) 549-1400

This report shall not be reproduced except in full, without the written approval of UL LLC.

RADIATED EMISSIONS

Marker	Frequency (GHz)	Meter Reading (dBuV)	Det	AT0072 dB(/m)	Amp/Cbl/Fltr/Pad (dB)	DC Corr (dB)	Corrected Reading (dBuV/m)	Avg Limit (dBuV/m)	Margin (dB)	Peak Limit (dBuV/m)	PK Margin (dB)	UNII Non-Restricted (dBuV/m)	PK Margin (dB)	Azimuth (Degs)	Height (cm)	Polarity
2	** 1.74004	42.57	PK-U	29.5	-35	0	37.07	-	-	74	-36.93	68.2	-31.13	272	358	H
	** 1.74275	29.81	ADV	29.5	-35	.24	24.55	54	-29.45	-	-	-	-	272	358	H
4	* ** 3.50687	43.57	PK-U	33	-32.7	0	43.87	-	-	74	-30.13	-	-	93	107	H
	* ** 3.50667	35.08	ADV	33	-32.7	.24	35.62	54	-18.38	-	-	-	-	93	107	H
1	** 1.72496	50.45	PK-U	29.4	-34.9	0	44.95	-	-	74	-29.05	68.2	-23.25	57	345	V
	** 1.7272	29.82	ADV	29.4	-34.9	.24	24.56	54	-29.44	-	-	-	-	57	345	V
3	* ** 3.50679	41.57	PK-U	33	-32.7	0	41.87	-	-	74	-32.13	-	-	288	172	V
	* ** 3.50663	29.89	ADV	33	-32.7	.24	30.43	54	-23.57	-	-	-	-	288	172	V
7	* ** 12.46397	35.08	PK-U	39	-24.7	0	49.38	-	-	74	-24.62	-	-	99	274	H
	* ** 12.46285	22.11	ADV	39	-24.7	.24	36.65	54	-17.35	-	-	-	-	99	274	H
5	7.01319	40.51	PK-U	35.7	-28.6	0	47.61	-	-	-	-	68.2	-20.59	311	118	H
8	7.01338	40.3	PK-U	35.7	-28.6	0	47.4	-	-	-	-	68.2	-20.8	210	382	V
9	10.51826	42.81	PK-U	37.6	-26.1	0	54.31	-	-	-	-	68.2	-13.89	307	119	V
6	10.51871	37.79	PK-U	37.6	-26.1	0	49.29	-	-	-	-	68.2	-18.91	357	247	H

* - indicates frequency in CFR47 Pt 15 / IC RSS-Restricted Band
** - indicates frequency in Taiwan NCC LP0002 Restricted Band
PK-U - Maximum Peak
ADV - Linear Voltage Average
Pk - Peak detector

UL LLC
12 Laboratory Dr., RTP, NC 27709, USA TEL:(919) 549-1400
This report shall not be reproduced except in full, without the written approval of UL LLC.

MID CHANNEL RESULTS

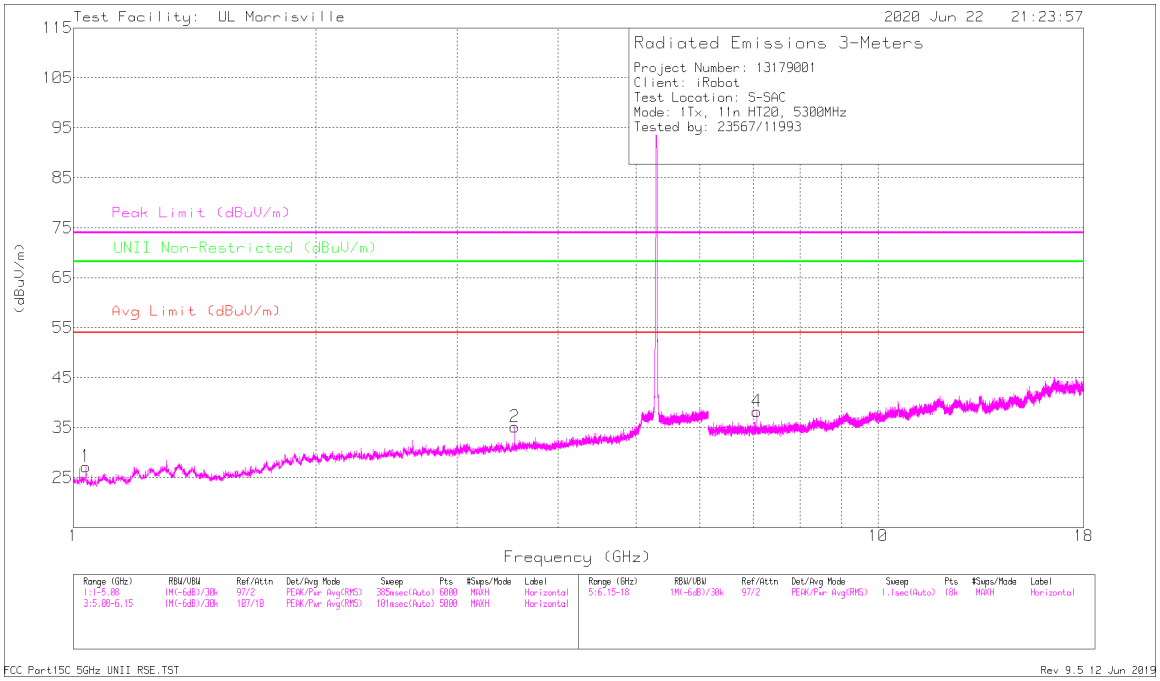

HORIZONTAL

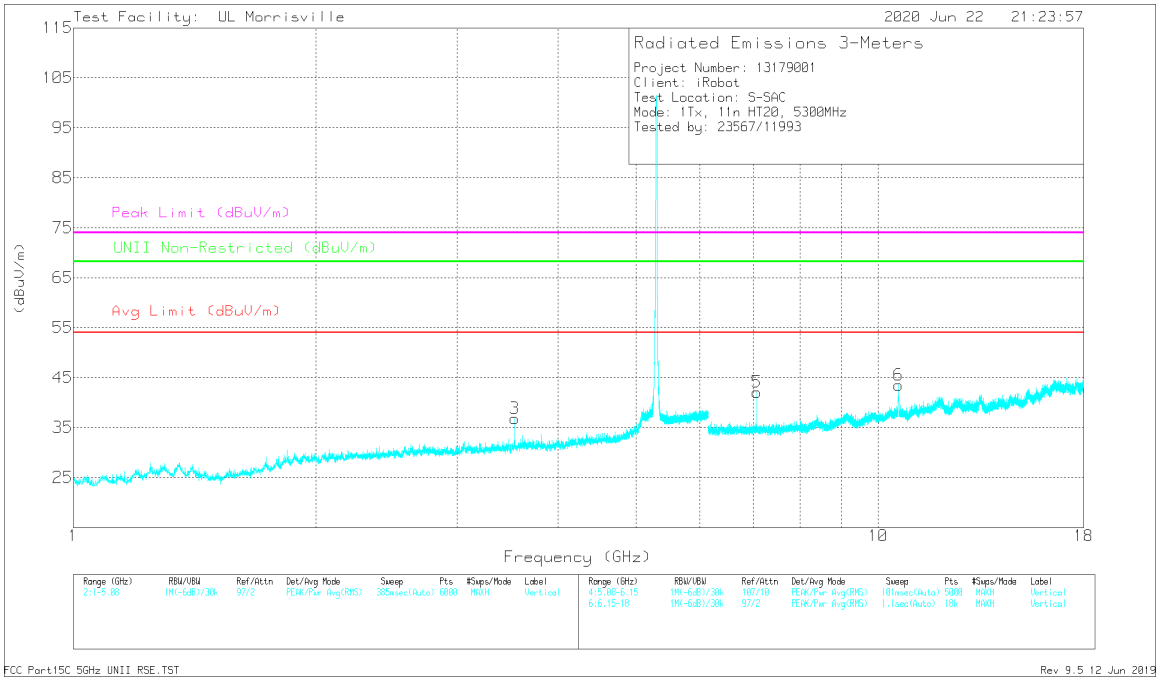

VERTICAL

UL LLC
12 Laboratory Dr., RTP, NC 27709, USA
TEL:(919) 549-1400

This report shall not be reproduced except in full, without the written approval of UL LLC.

RADIATED EMISSIONS

Marker	Frequency (GHz)	Meter Reading (dBuV)	Det	AT0078 (dB/m)	Amp/Cbl/Fltr/Pad (dB)	DC Corr (dB)	Corrected Reading (dBuV/m)	Avg Limit (dBuV/m)	Margin (dB)	Peak Limit (dBuV/m)	PK Margin (dB)	UNII Non-Restricted (dBuV/m)	PK Margin (dB)	Azimuth (Degs)	Height (cm)	Polarity
1	* ** 1.03688	42.14	PK-U	27	-35.3	0	33.84	-	-	74	-40.16	-	-	31	262	H
	* ** 1.03678	33.31	ADV	27	-35.3	.24	25.25	54	-28.75	-	-	-	-	31	262	H
2	* ** 3.53331	40.86	PK-U	33	-33.2	0	40.66	-	-	74	-33.34	-	-	274	196	H
	* ** 3.53333	32.22	ADV	33	-33.2	.24	32.26	54	-21.74	-	-	-	-	274	196	H
3	* ** 3.53344	41.71	PK-U	33	-33.2	0	41.51	-	-	74	-32.49	-	-	113	183	V
	* ** 3.53332	35.32	ADV	33	-33.2	.24	35.36	54	-18.64	-	-	-	-	113	183	V
6	* **10.59974	39.19	PK-U	37.6	-25	0	51.79	-	-	74	-22.21	-	-	353	110	V
	* **10.59971	27.38	ADV	37.6	-25	.24	40.22	54	-13.78	-	-	-	-	353	110	V
4	7.06675	37.77	PK-U	35.6	-28.5	0	44.87	-	-	-	-	68.2	-23.33	86	127	H
5	7.06678	39.2	PK-U	35.6	-28.5	0	46.3	-	-	-	-	68.2	-21.9	67	106	V

* - indicates frequency in CFR47 Pt 15 / IC RSS-Restricted Band
** - indicates frequency in Taiwan NCC LP0002 Restricted Band
PK-U - Maximum Peak
ADV - Linear Voltage Average
Pk - Peak detector

UL LLC
12 Laboratory Dr., RTP, NC 27709, USA TEL:(919) 549-1400
This report shall not be reproduced except in full, without the written approval of UL LLC.

HIGH CHANNEL RESULTS

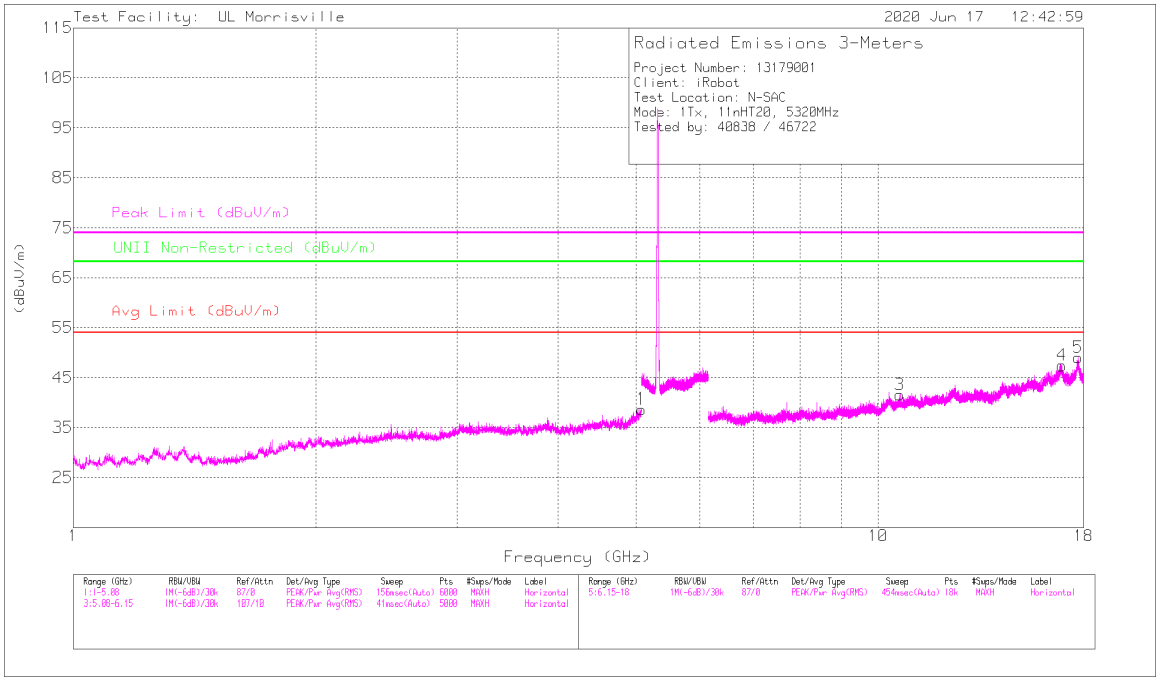

HORIZONTAL

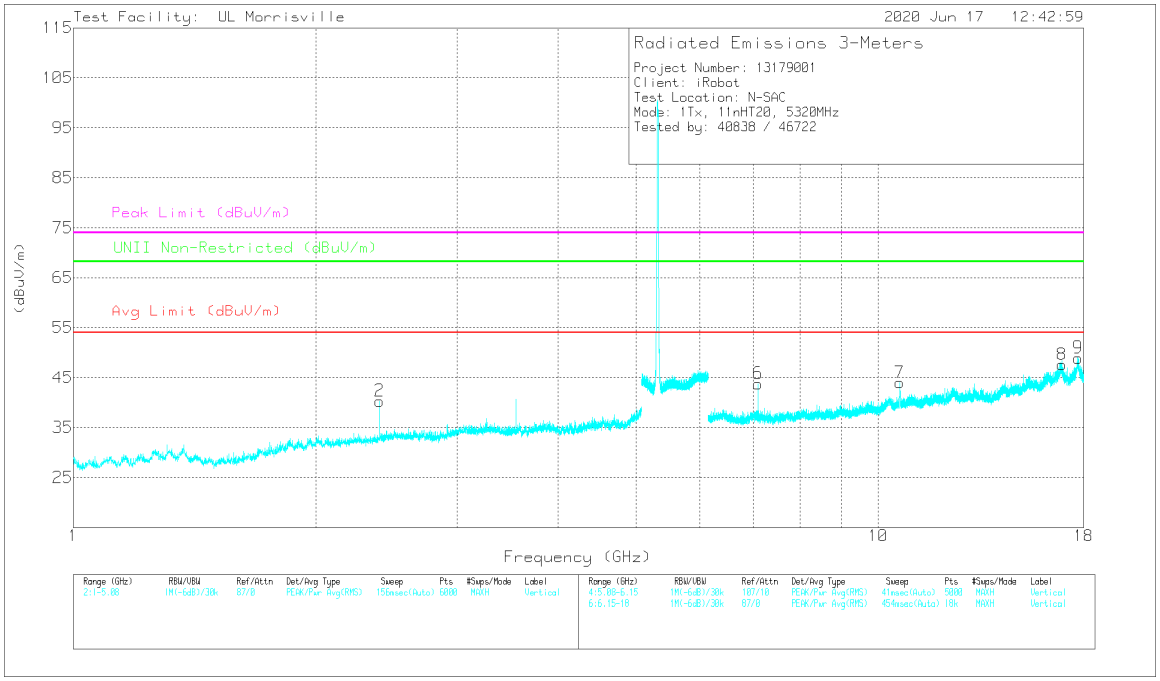

VERTICAL

UL LLC
12 Laboratory Dr., RTP, NC 27709, USA
TEL:(919) 549-1400

This report shall not be reproduced except in full, without the written approval of UL LLC.

RADIATED EMISSIONS

Marker	Frequency (GHz)	Meter Reading (dBuV)	Det	AT0072 dB(/m)	Amp/Cbl/Fltr/Pad (dB)	DC Corr (dB)	Corrected Reading (dBuV/m)	Avg Limit (dBuV/m)	Margin (dB)	Peak Limit (dBuV/m)	PK Margin (dB)	UNII Non-Restricted (dBuV/m)	PK Margin (dB)	Azimuth (Degs)	Height (cm)	Polarity
1	* ** 5.07957	40.61	PK-U	34.3	-29.1	0	45.81	-	-	74	-28.19	-	-	61	124	H
	* ** 5.07808	27.52	ADV	34.2	-29.2	.24	32.76	54	-21.24	-	-	-	-	61	124	H
3	* ** 10.63666	36.08	PK-U	37.7	-24.9	0	48.88	-	-	74	-25.12	-	-	15	355	H
	* ** 10.63634	23.14	ADV	37.7	-24.9	.24	36.18	54	-17.82	-	-	-	-	15	355	H
5	* ** 17.71912	33.34	PK-U	41.6	-20	0	54.94	-	-	74	-19.06	-	-	119	233	H
	* ** 17.72084	20.76	ADV	41.6	-19.9	.24	42.7	54	-11.3	-	-	-	-	119	233	H
7	* ** 10.64001	39.97	PK-U	37.8	-24.9	0	52.87	-	-	74	-21.13	-	-	285	120	V
	* ** 10.63989	26.5	ADV	37.8	-24.9	.24	39.64	54	-14.36	-	-	-	-	285	120	V
9	* ** 17.72705	32.23	PK-U	41.7	-19.7	0	54.23	-	-	74	-19.77	-	-	88	346	V
	* ** 17.72757	19.66	ADV	41.7	-19.7	.24	41.9	54	-12.1	-	-	-	-	88	346	V
2	2.40194	45.04	PK-U	31.9	-33.6	0	43.34	-	-	-	-	68.2	-24.86	263	145	V
6	7.09318	41.88	PK-U	35.7	-29.5	0	48.08	-	-	-	-	68.2	-20.12	4	105	V
4	16.9119	35.39	PK-U	41.5	-22.6	0	54.29	-	-	-	-	68.2	-13.91	257	136	H
8	16.92213	35.08	PK-U	41.5	-23	0	53.58	-	-	-	-	68.2	-14.62	78	156	V

* - indicates frequency in CFR47 Pt 15 / IC RSS-Restricted Band
** - indicates frequency in Taiwan NCC LP0002 Restricted Band
PK-U - Maximum Peak
ADV - Linear Voltage Average

UL LLC
12 Laboratory Dr., RTP, NC 27709, USA TEL:(919) 549-1400
This report shall not be reproduced except in full, without the written approval of UL LLC.

1TX PCB Antenna MODE

BANDEDGE (HIGH CHANNEL)

HORIZONTAL RESULT

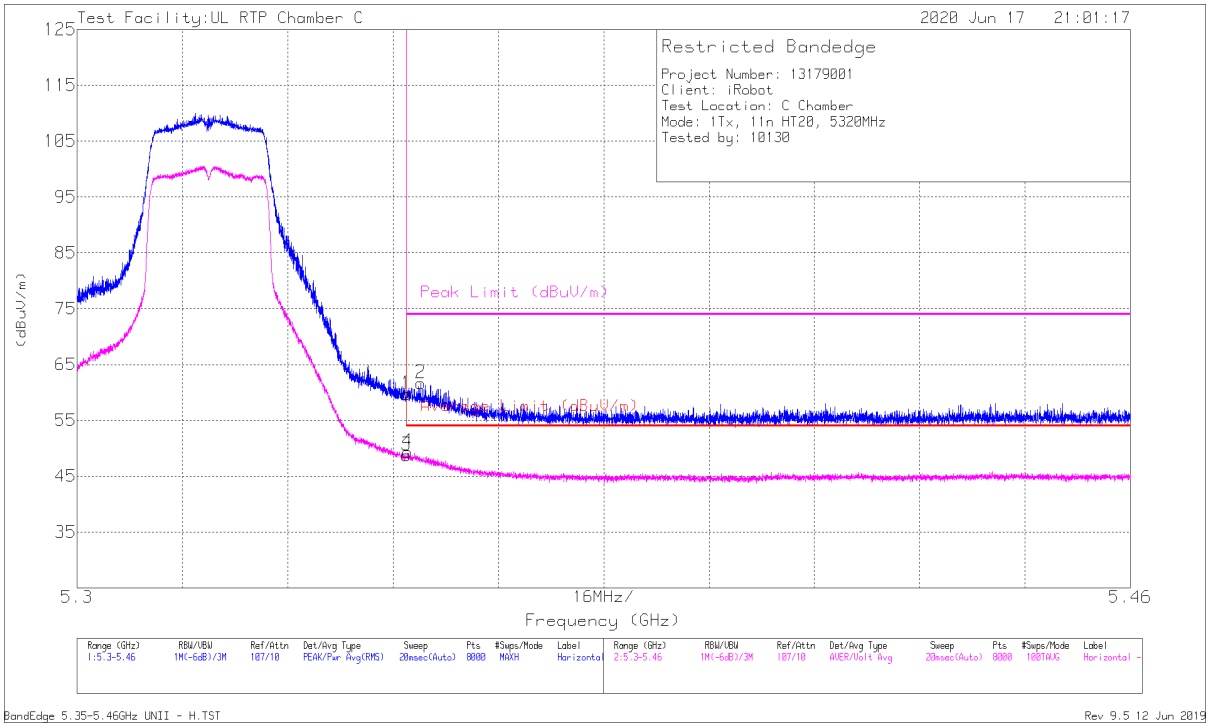

Marker	Frequency (GHz)	Meter Reading (dBuV)	Det	AT0062 (dB/m)	Amp/Cbl/Fltr/Pad (dB)	DC Corr (dB)	Corrected Reading (dBuV/m)	Average Limit (dBuV/m)	Margin (dB)	Peak Limit (dBuV/m)	PK Margin (dB)	Azimuth (Degs)	Height (cm)	Polarity
1	* ** 5.35001	40.53	Pk	34.6	-15.4	0	59.73	-	-	74	-14.27	91	126	H
2	* ** 5.35219	42.47	Pk	34.6	-15.4	0	61.67	-	-	74	-12.33	91	126	H
3	* ** 5.35001	29.34	ADV	34.6	-15.4	.24	48.78	54	-5.22	-	-	91	125	H
4	* ** 5.35019	29.92	ADV	34.6	-15.4	.24	49.36	54	-4.64	-	-	91	125	H

* - indicates frequency in CFR47 Pt 15 / IC RSS-Restricted Band
** - indicates frequency in Taiwan NCC LP0002 Restricted Band
Pk - Peak detector
ADV - Linear Voltage Average

UL LLC
12 Laboratory Dr., RTP, NC 27709, USA TEL:(919) 549-1400
This report shall not be reproduced except in full, without the written approval of UL LLC.

VERTICAL RESULT

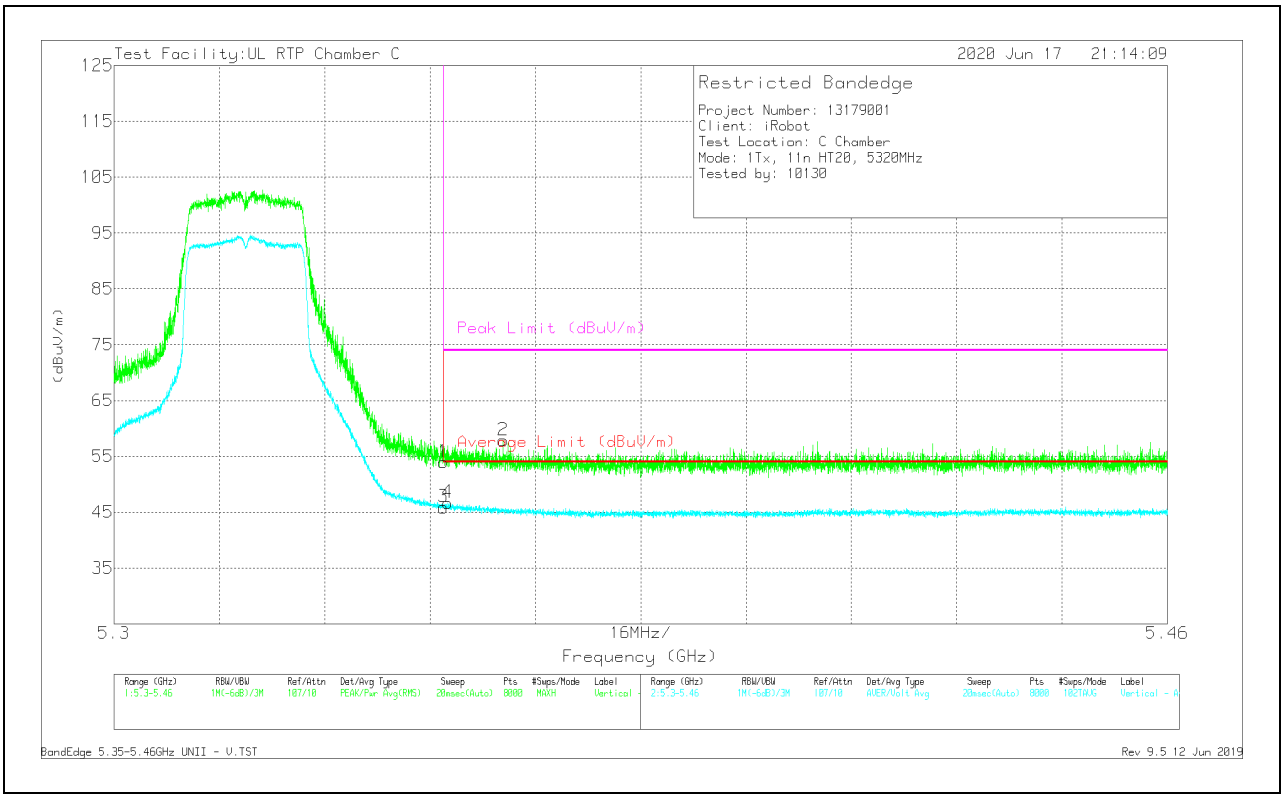

Marker	Frequency (GHz)	Meter Reading (dBuV)	Det	AT0062 (dB/m)	Amp/Cbl/Fltr/Pad (dB)	DC Corr (dB)	Corrected Reading (dBuV/m)	Average Limit (dBuV/m)	Margin (dB)	Peak Limit (dBuV/m)	PK Margin (dB)	Azimuth (Degs)	Height (cm)	Polarity
1	* ** 5.35001	34.77	Pk	34.6	-15.4	0	53.97	-	-	74	-20.03	199	284	V
2	* ** 5.35911	38.57	Pk	34.6	-15.3	0	57.87	-	-	74	-16.13	199	284	V
3	* ** 5.35001	26.45	ADV	34.6	-15.4	.24	45.89	54	-8.11	-	-	199	284	V
4	* ** 5.35071	27.25	ADV	34.6	-15.4	.24	46.69	54	-7.31	-	-	199	284	V

* - indicates frequency in CFR47 Pt 15 / IC RSS-Restricted Band
** - indicates frequency in Taiwan NCC LP0002 Restricted Band
Pk - Peak detector
ADV - Linear Voltage Average

UL LLC
12 Laboratory Dr., RTP, NC 27709, USA TEL:(919) 549-1400
This report shall not be reproduced except in full, without the written approval of UL LLC.

HARMONICS AND SPURIOUS EMISSIONS

LOW CHANNEL RESULTS

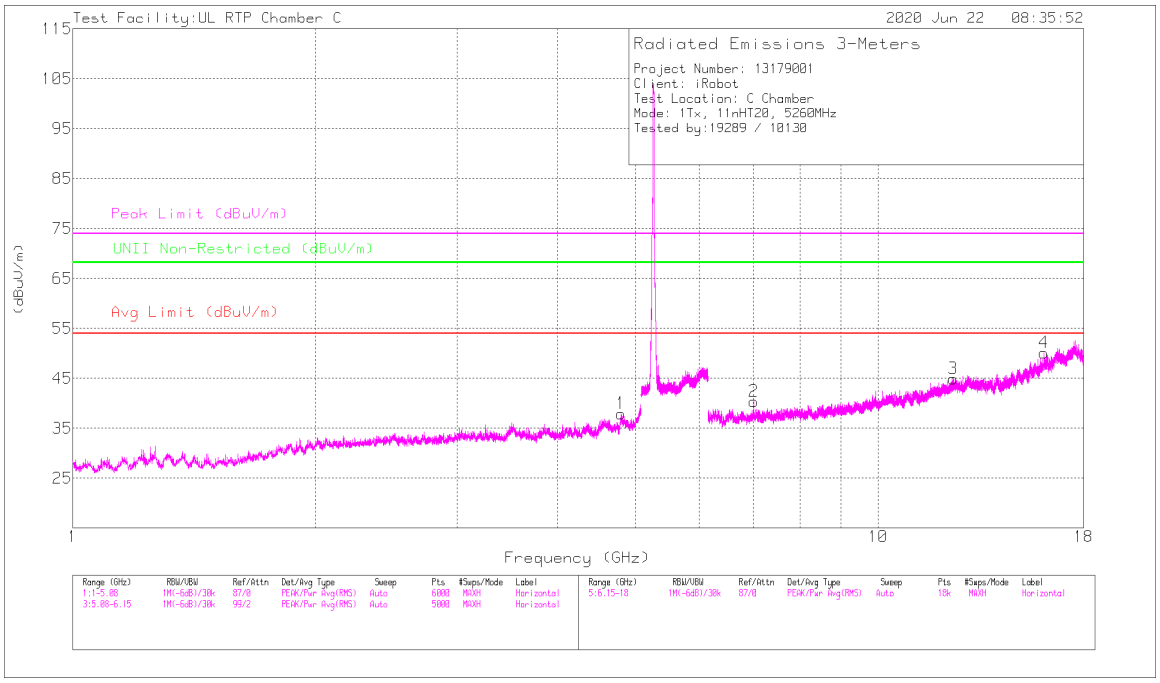

HORIZONTAL

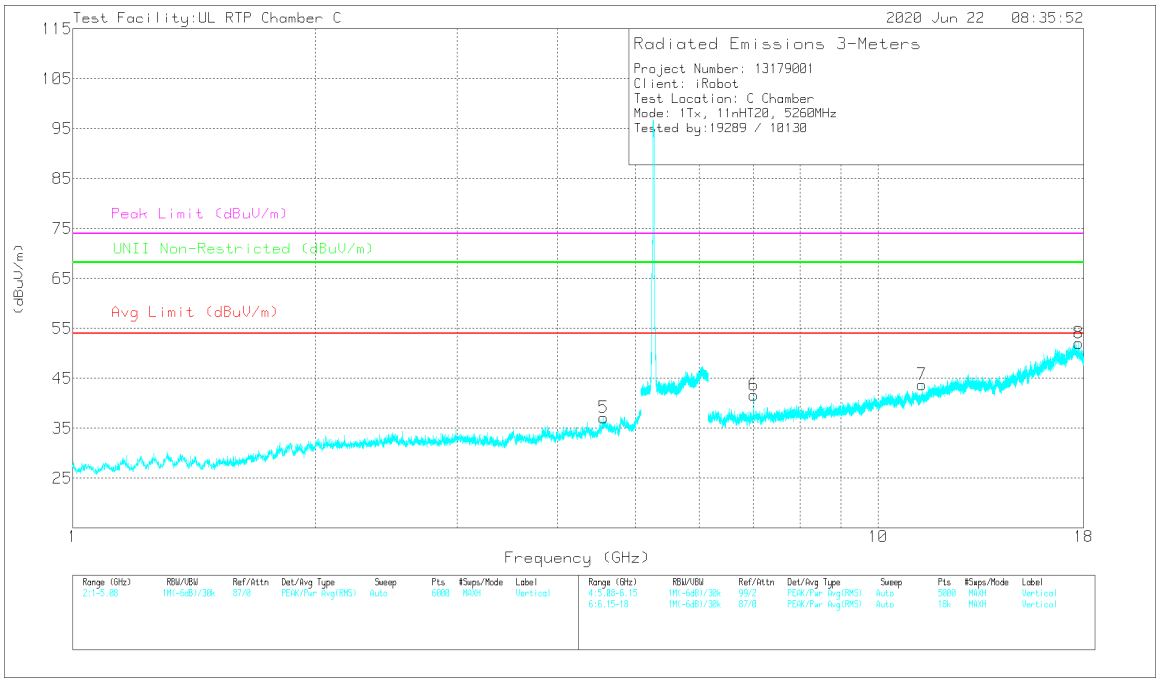

VERTICAL

UL LLC
12 Laboratory Dr., RTP, NC 27709, USA TEL:(919) 549-1400

This report shall not be reproduced except in full, without the written approval of UL LLC.

RADIATED EMISSIONS

Marker	Frequency (GHz)	Meter Reading (dBuV)	Det	AT0062 (dB/m)	Amp/Cbl/Fltr/Pad (dB)	DC Corr (dB)	Corrected Reading (dBuV/m)	Avg Limit (dBuV/m)	Margin (dB)	Peak Limit (dBuV/m)	PK Margin (dB)	UNII Non-Restricted (dBuV/m)	PK Margin (dB)	Azimuth (Degs)	Height (cm)	Polarity
1	* ** 4.79621	56.95	PK-U	34.1	-48.5	0	42.55	-	-	74	-31.45	-	-	87	104	H
	* ** 4.79627	44.93	ADV	34.1	-48.5	.24	30.77	54	-23.23	-	-	-	-	87	104	H
5	* ** 4.56456	57.74	PK-U	34.1	-49.3	0	42.54	-	-	74	-31.46	-	-	197	104	V
	* ** 4.56637	45.07	ADV	34.1	-49.3	.24	30.11	54	-23.89	-	-	-	-	197	104	V
3	* ** 12.39344	51.47	PK-U	39	-40	0	50.47	-	-	74	-23.53	-	-	226	102	H
	* ** 12.39074	38.64	ADV	39	-40	.24	37.88	54	-16.12	-	-	-	-	226	102	H
4	* ** 16.06182	50.9	PK-U	41.3	-36.4	0	55.8	-	-	74	-18.2	-	-	315	385	H
	* ** 16.06142	38.33	ADV	41.3	-36.5	.24	43.37	54	-10.63	-	-	-	-	315	385	H
7	* ** 11.34326	54.27	PK-U	38	-43	0	49.27	-	-	74	-24.73	-	-	16	397	V
	* ** 11.34283	40.79	ADV	38	-43	.24	36.03	54	-17.97	-	-	-	-	16	397	V
8	* ** 17.76251	49.68	PK-U	41.6	-33.6	0	57.68	-	-	74	-16.32	-	-	248	397	V
	* ** 17.76414	37.5	ADV	41.5	-33.8	.24	45.44	54	-8.56	-	-	-	-	248	397	V
2	7.01319	58.75	PK-U	35.7	-47.8	0	46.65	-	-	-	-	68.2	-21.55	63	397	H
6	7.01335	59.76	PK-U	35.7	-47.8	0	47.66	-	-	-	-	68.2	-20.54	238	393	V

* - indicates frequency in CFR47 Pt 15 / IC RSS-Restricted Band
** - indicates frequency in Taiwan NCC LP0002 Restricted Band
PK-U - Maximum Peak
ADV - Linear Voltage Average

UL LLC
12 Laboratory Dr., RTP, NC 27709, USA TEL:(919) 549-1400
This report shall not be reproduced except in full, without the written approval of UL LLC.

MID CHANNEL RESULTS

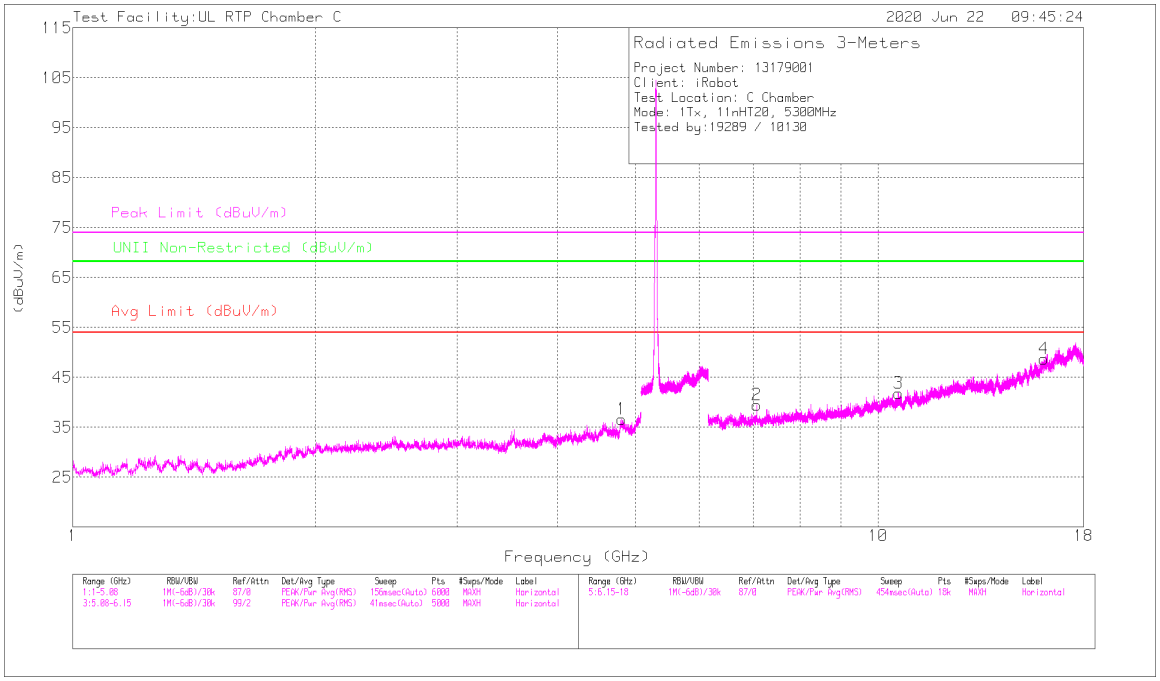

HORIZONTAL

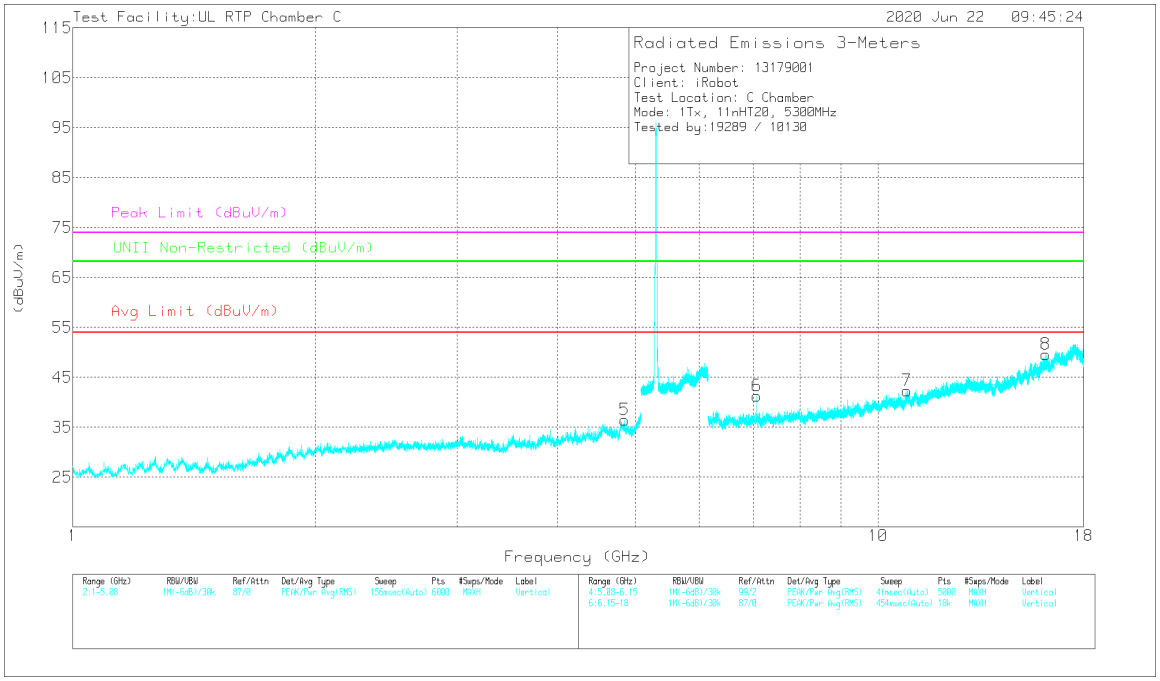

VERTICAL

UL LLC
12 Laboratory Dr., RTP, NC 27709, USA
TEL:(919) 549-1400

This report shall not be reproduced except in full, without the written approval of UL LLC.

RADIATED EMISSIONS

Marker	Frequency (GHz)	Meter Reading (dBuV)	Det	AT0062 (dB/m)	Amp/Cbl/Fltr/Pad (dB)	DC Corr (dB)	Corrected Reading (dBuV/m)	Avg Limit (dBuV/m)	Margin (dB)	Peak Limit (dBuV/m)	PK Margin (dB)	UNII Non-Restricted (dBuV/m)	PK Margin (dB)	Azimuth (Degs)	Height (cm)	Polarity
1	* ** 4.80571	56.05	PK-U	34.1	-48.8	0	41.35	-	-	74	-32.65	-	-	0	102	H
	* ** 4.8049	43.07	ADV	34.1	-48.8	.24	28.61	54	-25.39	-	-	-	-	0	102	H
5	* ** 4.8492	57.47	PK-U	34	-49.2	0	42.27	-	-	74	-31.73	-	-	360	102	V
	* ** 4.84862	44.23	ADV	34	-49.2	.24	29.27	54	-24.73	-	-	-	-	360	102	V
3	* ** 10.6034	54.52	PK-U	37.5	-43.9	0	48.12	-	-	74	-25.88	-	-	330	131	H
	* ** 10.60339	41.48	ADV	37.5	-43.9	.24	35.32	54	-18.68	-	-	-	-	330	131	H
4	* ** 16.07864	51.72	PK-U	41.3	-36.6	0	56.42	-	-	74	-17.58	-	-	100	115	H
	* ** 16.07823	38.1	ADV	41.3	-36.6	.24	43.04	54	-10.96	-	-	-	-	100	115	H
7	* ** 10.86039	52.32	PK-U	37.7	-42.1	0	47.92	-	-	74	-26.08	-	-	125	104	V
	* ** 10.86031	39.56	ADV	37.7	-42.1	.24	35.4	54	-18.6	-	-	-	-	125	104	V
8	* ** 16.1393	52.47	PK-U	41.3	-38	0	55.77	-	-	74	-18.23	-	-	83	362	V
	* ** 16.13903	39.16	ADV	41.3	-38	.24	42.7	54	-11.3	-	-	-	-	83	362	V
6	7.06652	58.43	PK-U	35.7	-46.5	0	47.63	-	-	-	-	68.2	-20.57	312	388	V
2	7.06655	57.59	PK-U	35.7	-46.5	0	46.79	-	-	-	-	68.2	-21.41	55	397	H

* - indicates frequency in CFR47 Pt 15 / IC RSS-Restricted Band
** - indicates frequency in Taiwan NCC LP0002 Restricted Band
PK-U - Maximum Peak
ADV - Linear Voltage Average

UL LLC
12 Laboratory Dr., RTP, NC 27709, USA TEL:(919) 549-1400
This report shall not be reproduced except in full, without the written approval of UL LLC.

HIGH CHANNEL RESULTS

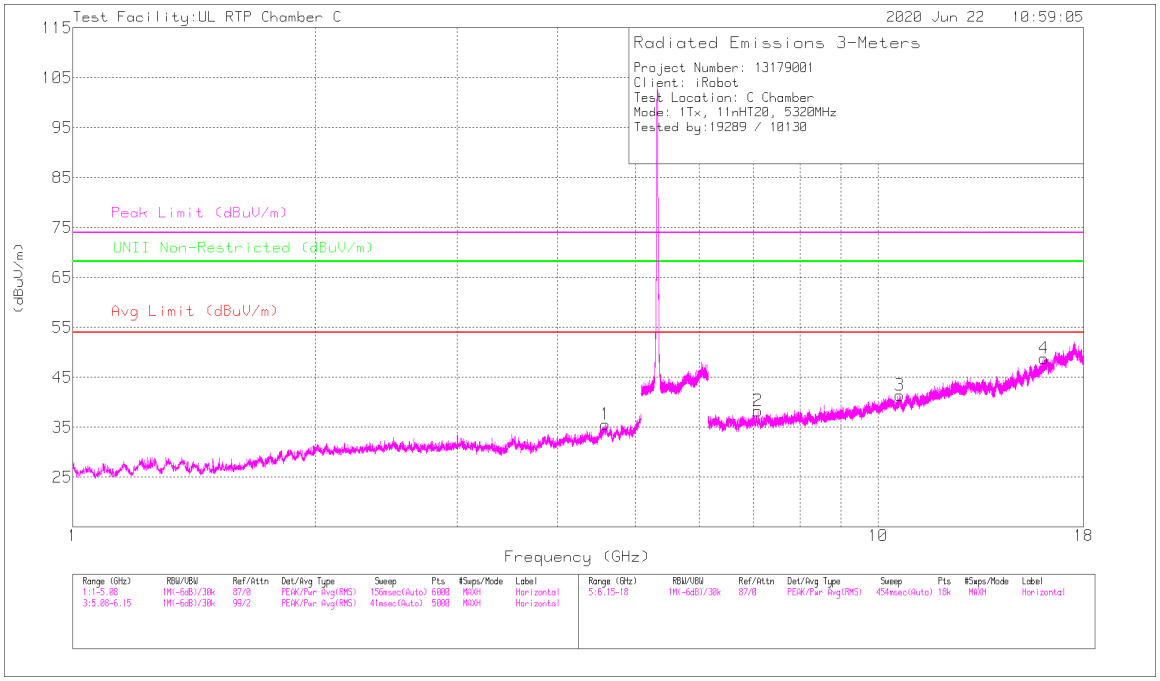

HORIZONTAL

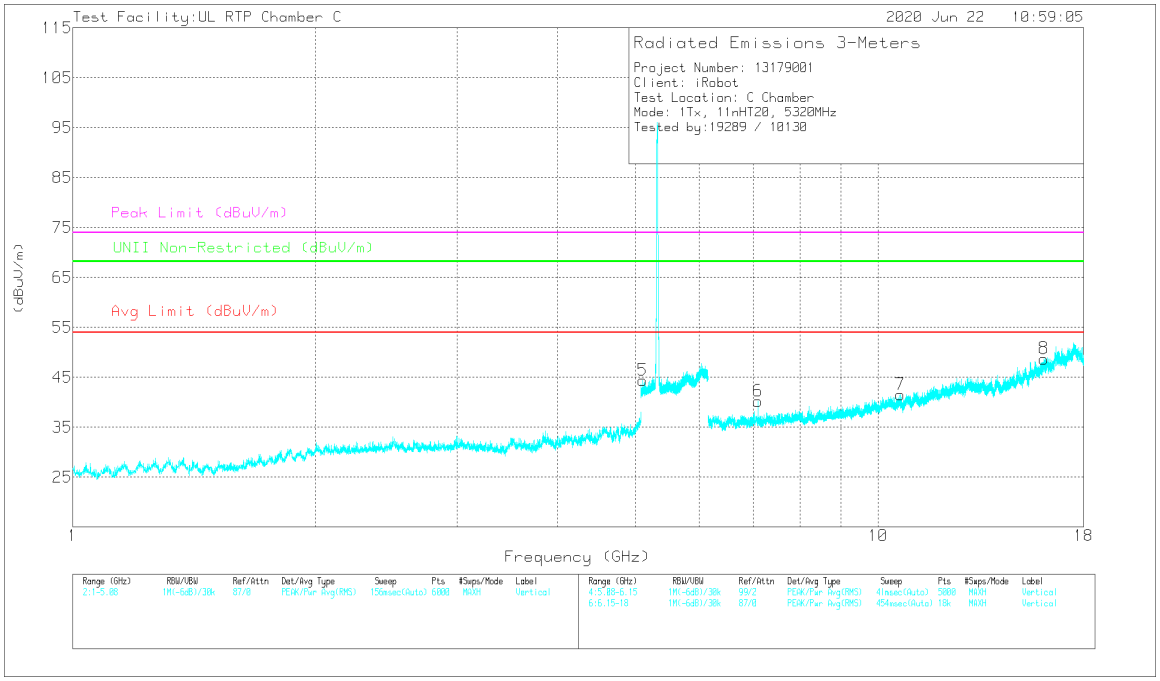

VERTICAL

UL LLC
12 Laboratory Dr., RTP, NC 27709, USA TEL:(919) 549-1400

This report shall not be reproduced except in full, without the written approval of UL LLC.

RADIATED EMISSIONS

Marker	Frequency (GHz)	Meter Reading (dBuV)	Det	AT0062 (dB/m)	Amp/Cbl/Fltr/Pad (dB)	DC Corr (dB)	Corrected Reading (dBuV/m)	Avg Limit (dBuV/m)	Margin (dB)	Peak Limit (dBuV/m)	PK Margin (dB)	UNII Non-Restricted (dBuV/m)	PK Margin (dB)	Azimuth (Degs)	Height (cm)	Polarity
1	* ** 4.58864	57.93	PK-U	34.1	-49.8	0	42.23	-	-	74	-31.77	-	-	150	102	H
	* ** 4.58881	44.43	ADV	34.1	-49.8	.24	28.97	54	-25.03	-	-	-	-	150	102	H
5	* ** 5.10364	31.82	PK-U	34.2	-15.7	0	50.32	-	-	74	-23.68	-	-	23	145	V
	* ** 5.10376	18.38	ADV	34.2	-15.7	.24	37.12	54	-16.88	-	-	-	-	23	145	V
3	* ** 10.64538	54.88	PK-U	37.5	-43.1	0	49.28	-	-	74	-24.72	-	-	346	107	H
	* ** 10.64499	41.08	ADV	37.5	-43.1	.24	35.72	54	-18.28	-	-	-	-	346	107	H
4	* ** 16.07465	51.25	PK-U	41.3	-36.4	0	56.15	-	-	74	-17.85	-	-	305	182	H
	* ** 16.07419	37.83	ADV	41.3	-36.3	.24	43.07	54	-10.93	-	-	-	-	305	182	H
7	* ** 10.66464	52.34	PK-U	37.5	-43.2	0	46.64	-	-	74	-27.36	-	-	186	150	V
	* ** 10.66281	39.52	ADV	37.5	-43.3	.24	33.96	54	-20.04	-	-	-	-	186	150	V
8	* ** 16.0604	50.58	PK-U	41.3	-36.5	0	55.38	-	-	74	-18.62	-	-	337	266	V
	* ** 16.06131	37.55	ADV	41.3	-36.5	.24	42.59	54	-11.41	-	-	-	-	337	266	V
6	7.093	57.53	PK-U	35.7	-46.7	0	46.53	-	-	-	-	68.2	-21.67	115	398	V
2	7.09351	56.22	PK-U	35.7	-46.7	0	45.22	-	-	-	-	68.2	-22.98	43	269	H

* - indicates frequency in CFR47 Pt 15 / IC RSS-Restricted Band
** - indicates frequency in Taiwan NCC LP0002 Restricted Band
PK-U - Maximum Peak
ADV - Linear Voltage Average

UL LLC
12 Laboratory Dr., RTP, NC 27709, USA TEL:(919) 549-1400
This report shall not be reproduced except in full, without the written approval of UL LLC.

10.1.7. TX ABOVE 1 GHz 802.11n HT40 MODE IN THE 5.3 GHz BAND

1TX External Antenna MODE

BANDEDGE (HIGH CHANNEL)

HORIZONTAL RESULT

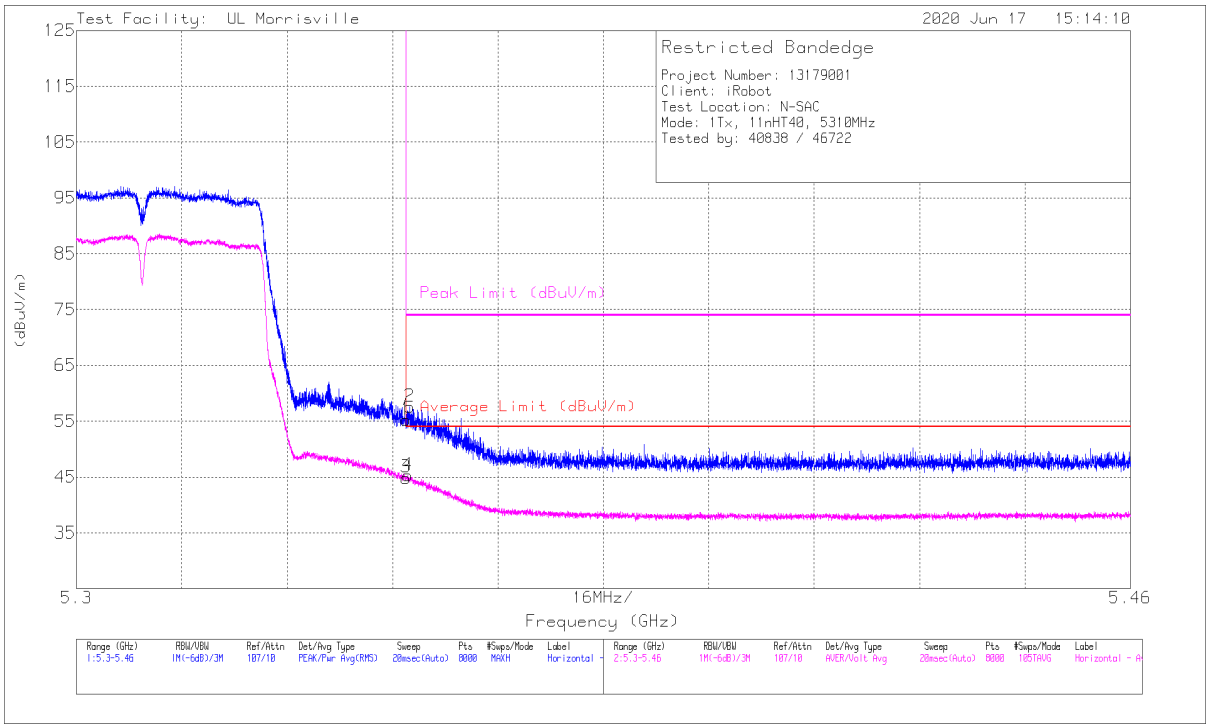

Marker	Frequency (GHz)	Meter Reading (dBuV)	Det	AT0072 dB(/m)	Amp/Cbl/Fltr/Pad (dB)	DC Corr (dB)	Corrected Reading (dBuV/m)	Average Limit (dBuV/m)	Margin (dB)	Peak Limit (dBuV/m)	PK Margin (dB)	Azimuth (Degs)	Height (cm)	Polarity
1	* ** 5.35001	42.94	Pk	34.4	-22.1	0	55.24	-	-	74	-18.76	125	169	H
2	* ** 5.35059	45.32	Pk	34.4	-22.1	0	57.62	-	-	74	-16.38	125	169	H
3	* ** 5.35001	32.09	ADV	34.4	-22.1	.47	44.86	54	-9.14	-	-	125	169	H
4	* ** 5.35033	32.49	ADV	34.4	-22.1	.47	45.26	54	-8.74	-	-	125	169	H

* - indicates frequency in CFR47 Pt 15 / IC RSS-Restricted Band
** - indicates frequency in Taiwan NCC LP0002 Restricted Band
Pk - Peak detector
ADV - Linear Voltage Average

UL LLC
12 Laboratory Dr., RTP, NC 27709, USA TEL:(919) 549-1400
This report shall not be reproduced except in full, without the written approval of UL LLC.

VERTICAL RESULT

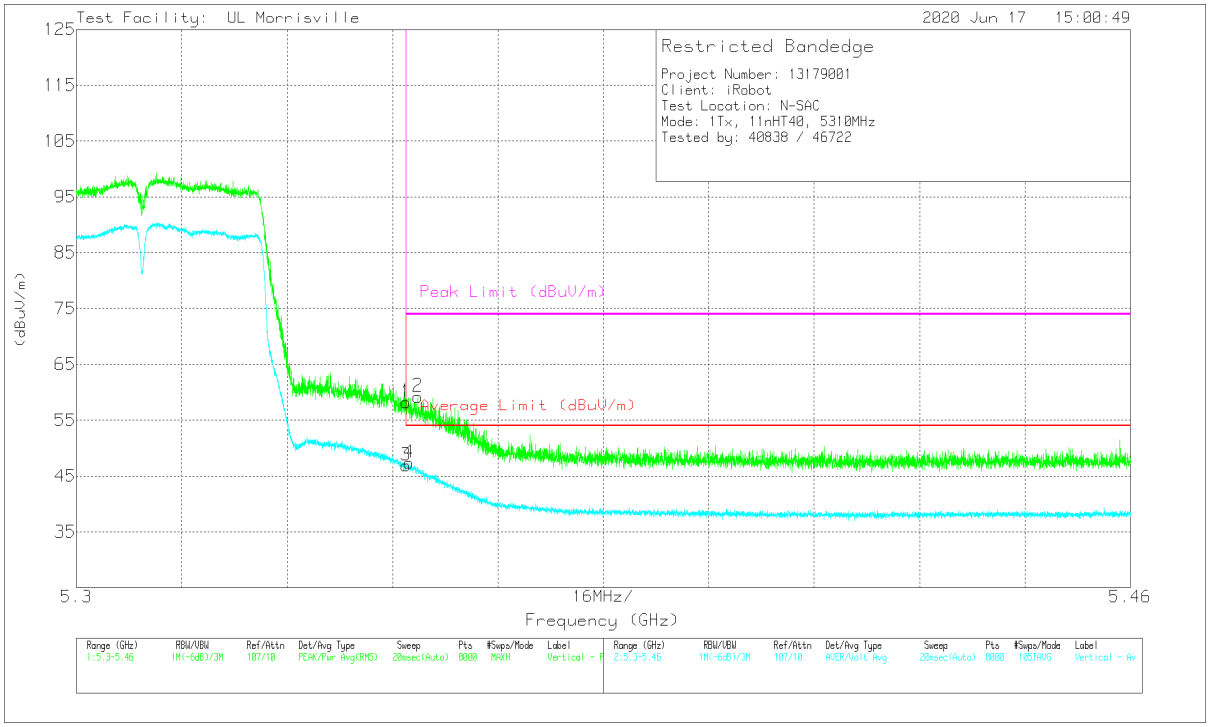

Marker	Frequency (GHz)	Meter Reading (dBuV)	Det	AT0072 dB(/m)	Amp/Cbl/Fltr/Pad (dB)	DC Corr (dB)	Corrected Reading (dBuV/m)	Average Limit (dBuV/m)	Margin (dB)	Peak Limit (dBuV/m)	PK Margin (dB)	Azimuth (Degs)	Height (cm)	Polarity
1	* ** 5.35001	45.94	Pk	34.4	-22.1	0	58.24	-	-	74	-15.76	1	206	V
2	* ** 5.35183	46.94	Pk	34.4	-22.1	0	59.24	-	-	74	-14.76	1	206	V
3	* ** 5.35001	34.12	ADV	34.4	-22.1	.47	46.89	54	-7.11	-	-	1	206	V
4	* ** 5.35049	34.58	ADV	34.4	-22.1	.47	47.35	54	-6.65	-	-	1	206	V

* - indicates frequency in CFR47 Pt 15 / IC RSS-Restricted Band
** - indicates frequency in Taiwan NCC LP0002 Restricted Band
Pk - Peak detector
ADV - Linear Voltage Average

UL LLC
12 Laboratory Dr., RTP, NC 27709, USA
TEL:(919) 549-1400

This report shall not be reproduced except in full, without the written approval of UL LLC.

HARMONICS AND SPURIOUS EMISSIONS

LOW CHANNEL RESULTS

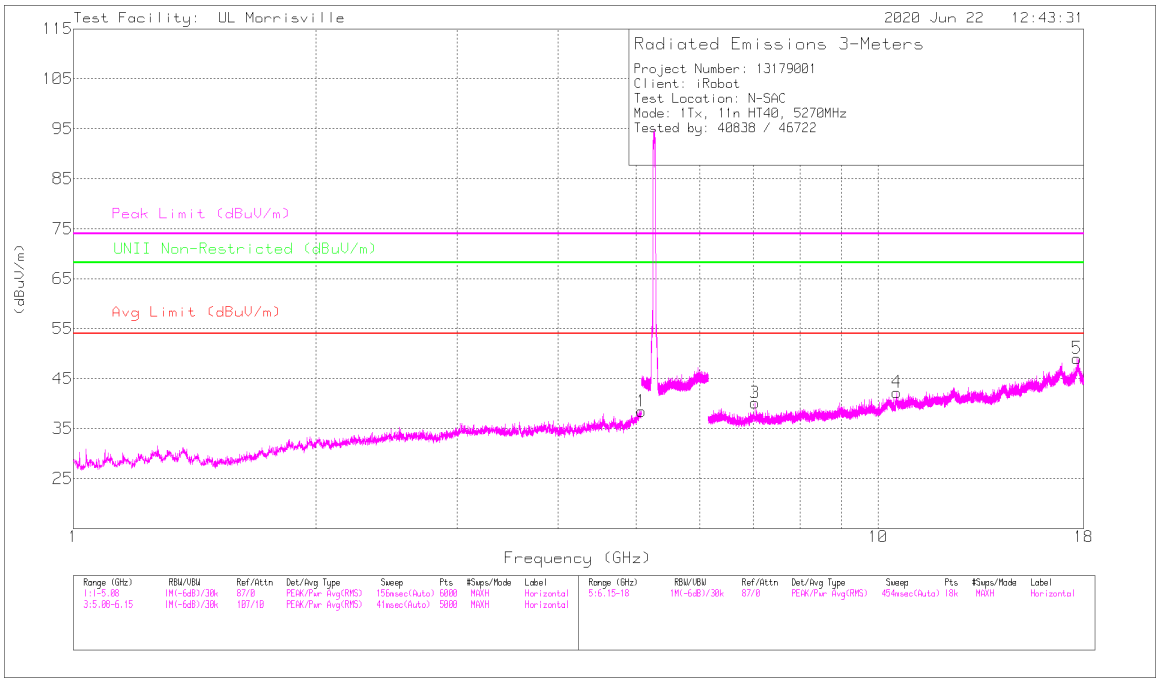

HORIZONTAL

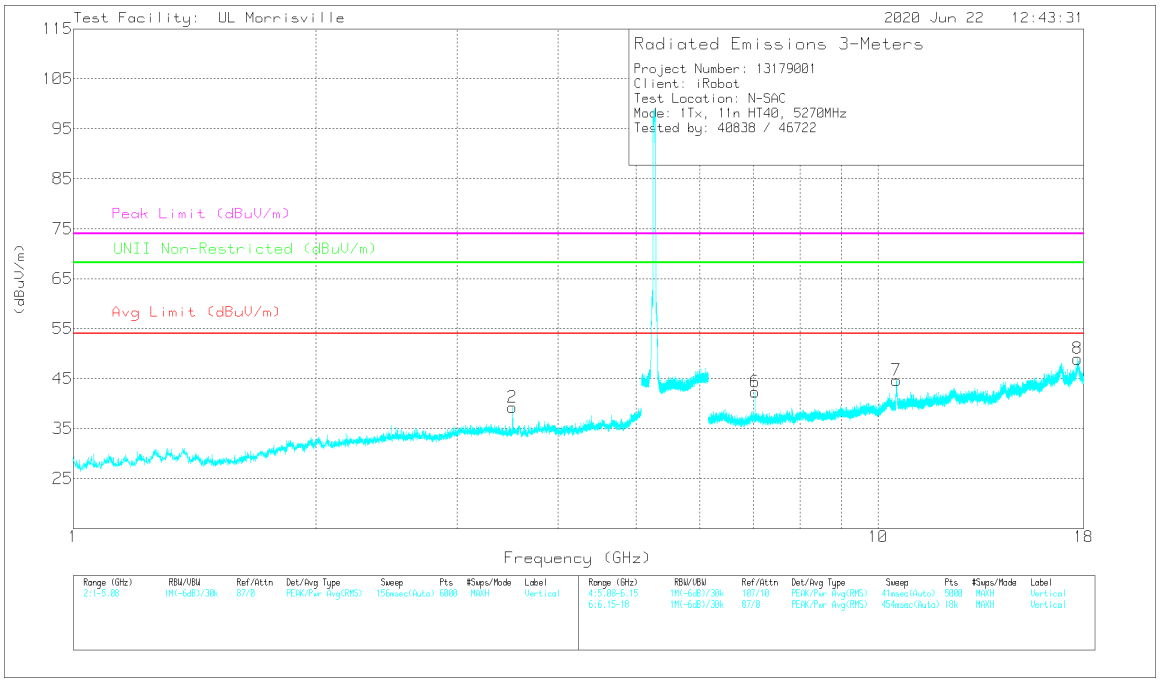

VERTICAL

UL LLC
12 Laboratory Dr., RTP, NC 27709, USA TEL:(919) 549-1400

This report shall not be reproduced except in full, without the written approval of UL LLC.

RADIATED EMISSIONS

Marker	Frequency (GHz)	Meter Reading (dBuV)	Det	AT0072 dB(/m)	Amp/Cbl/Fltr/Pad (dB)	DC Corr (dB)	Corrected Reading (dBuV/m)	Avg Limit (dBuV/m)	Margin (dB)	Peak Limit (dBuV/m)	PK Margin (dB)	UNII Non-Restricted (dBuV/m)	PK Margin (dB)	Azimuth (Degs)	Height (cm)	Polarity
1	* ** 5.07903	40.77	PK-U	34.3	-29.1	0	45.97	-	-	74	-28.03	-	-	301	227	H
	* ** 5.07819	27.53	ADV	34.2	-29.2	.47	33.00	54	-21.00	-	-	-	-	301	227	H
2	* ** 3.51333	44.43	PK-U	33	-32.7	0	44.73	-	-	74	-29.27	-	-	100	223	V
	* ** 3.51332	36.32	ADV	33	-32.7	.47	37.09	54	-16.91	-	-	-	-	100	223	V
3	7.02663	40.12	PK-U	35.7	-28.9	0	46.92	-	-	-	-	68.2	-21.28	322	329	H
6	7.02667	40.51	PK-U	35.7	-28.9	0	47.31	-	-	-	-	68.2	-20.89	41	265	V
7	10.53761	37.96	PK-U	37.6	-25.8	0	49.76	-	-	-	-	68.2	-18.44	82	291	V
4	10.54088	36.97	PK-U	37.6	-25.8	0	48.77	-	-	-	-	68.2	-19.43	17	128	H
5	17.67063	34.61	PK-U	41.7	-21.3	0	55.01	-	-	-	-	68.2	-13.19	48	400	H
8	17.68829	33.83	PK-U	41.8	-20.8	0	54.83	-	-	-	-	68.2	-13.37	76	255	V

* - indicates frequency in CFR47 Pt 15 / IC RSS-Restricted Band
** - indicates frequency in Taiwan NCC LP0002 Restricted Band
PK-U - Maximum Peak
ADV - Linear Voltage Average

UL LLC
12 Laboratory Dr., RTP, NC 27709, USA TEL:(919) 549-1400
This report shall not be reproduced except in full, without the written approval of UL LLC.

HIGH CHANNEL RESULTS

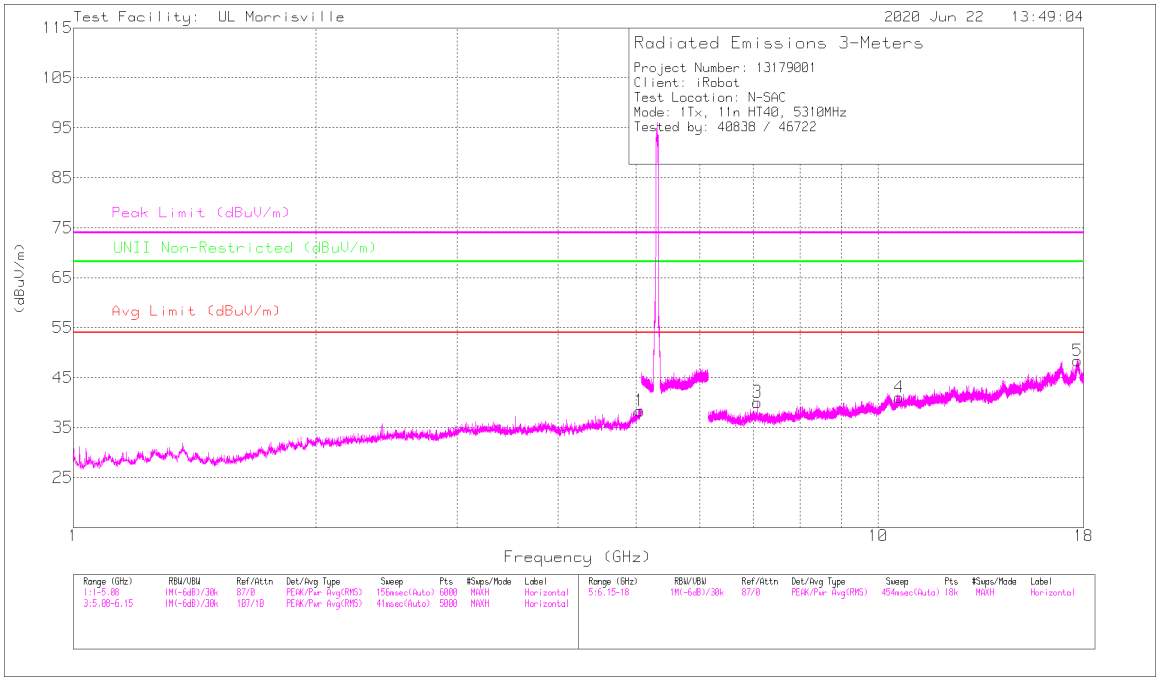

HORIZONTAL

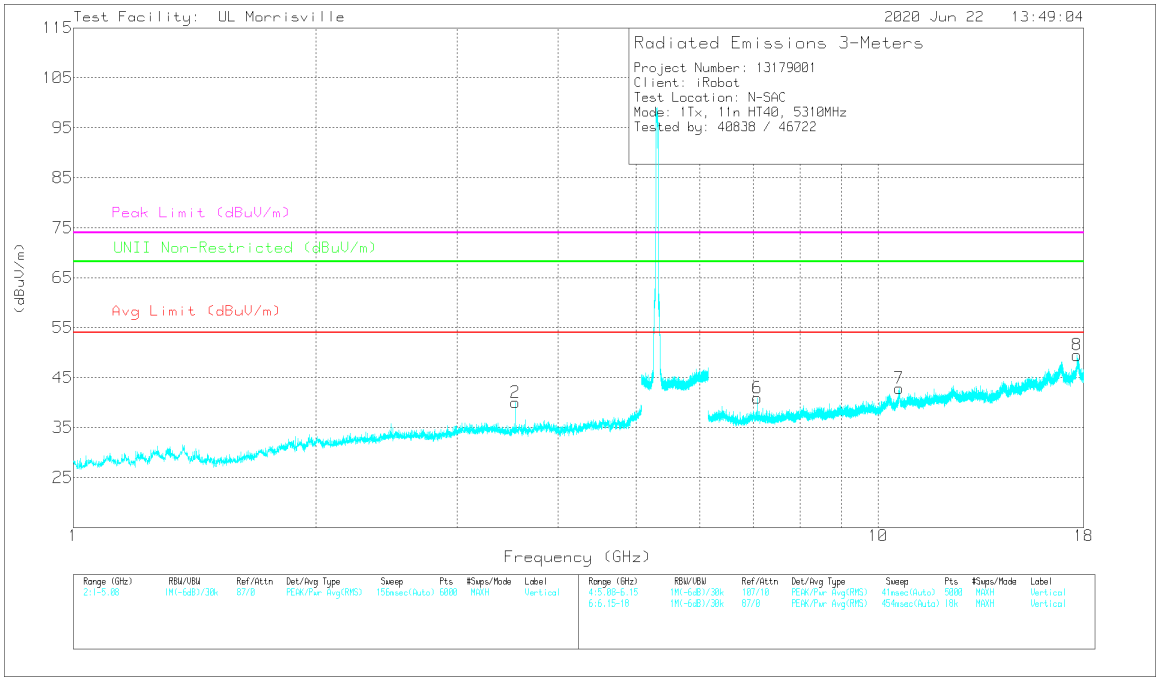

VERTICAL

UL LLC
12 Laboratory Dr., RTP, NC 27709, USA
TEL:(919) 549-1400

This report shall not be reproduced except in full, without the written approval of UL LLC.

RADIATED EMISSIONS

Marker	Frequency (GHz)	Meter Reading (dBuV)	Det	AT0072 dB(/m)	Amp/Cbl/Fltr/Pad (dB)	DC Corr (dB)	Corrected Reading (dBuV/m)	Avg Limit (dBuV/m)	Margin (dB)	Peak Limit (dBuV/m)	PK Margin (dB)	UNII Non-Restricted (dBuV/m)	PK Margin (dB)	Azimuth (Degs)	Height (cm)	Polarity
1	* ** 5.05975	40.57	PK-U	34.2	-30.3	0	44.47	-	-	74	-29.53	-	-	219	327	H
	* ** 5.05956	28.21	ADV	34.1	-30.3	.47	32.48	54	-21.52	-	-	-	-	219	327	H
2	* ** 3.53999	44.53	PK-U	33.1	-32.3	0	45.33	-	-	74	-28.67	-	-	55	269	V
	* ** 3.53999	37.37	ADV	33.1	-32.3	.47	38.64	54	-15.36	-	-	-	-	55	269	V
4	* ** 10.61636	35.31	PK-U	37.7	-25.2	0	47.81	-	-	74	-26.19	-	-	67	234	H
	* ** 10.61691	21.89	ADV	37.7	-25.2	.47	34.86	54	-19.14	-	-	-	-	67	234	H
7	* ** 10.61987	37.24	PK-U	37.7	-25.1	0	49.84	-	-	74	-24.16	-	-	198	334	V
	* ** 10.61989	24.74	ADV	37.7	-25.1	.47	37.81	54	-16.19	-	-	-	-	198	334	V
3	7.07988	39.63	PK-U	35.7	-29.4	0	45.93	-	-	-	-	68.2	-22.27	125	381	H
6	7.08016	40.78	PK-U	35.7	-29.4	0	47.08	-	-	-	-	68.2	-21.12	13	353	V
8	17.66861	34.48	PK-U	41.8	-21.4	0	54.88	-	-	-	-	68.2	-13.32	108	200	V
5	17.68073	34.44	PK-U	41.7	-21.1	0	55.04	-	-	-	-	68.2	-13.16	219	190	H

* - indicates frequency in CFR47 Pt 15 / IC RSS-Restricted Band
** - indicates frequency in Taiwan NCC LP0002 Restricted Band
PK-U - Maximum Peak
ADV - Linear Voltage Average

UL LLC
12 Laboratory Dr., RTP, NC 27709, USA TEL:(919) 549-1400
This report shall not be reproduced except in full, without the written approval of UL LLC.

1TX PCB Antenna MODE

BANDEDGE (HIGH CHANNEL)

HORIZONTAL RESULT

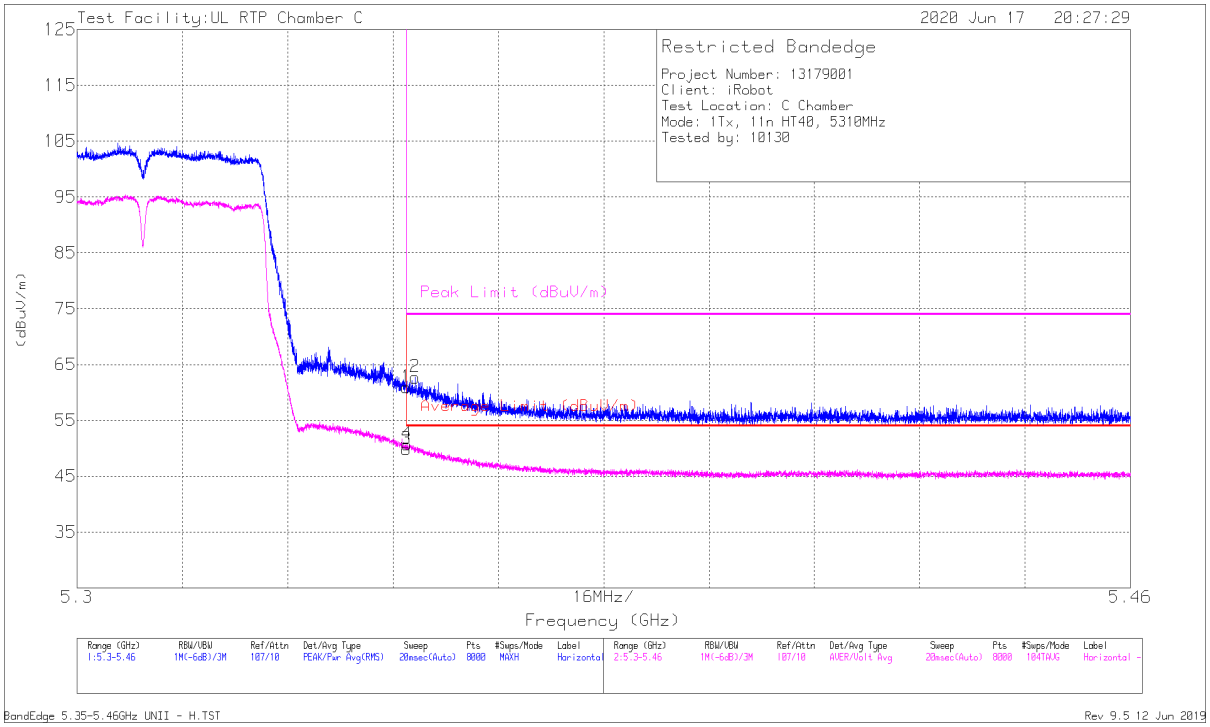

Marker	Frequency (GHz)	Meter Reading (dBuV)	Det	AT0062 (dB/m)	Amp/Cbl/Fltr/Pad (dB)	DC Corr (dB)	Corrected Reading (dBuV/m)	Average Limit (dBuV/m)	Margin (dB)	Peak Limit (dBuV/m)	PK Margin (dB)	Azimuth (Degs)	Height (cm)	Polarity
1	* ** 5.35001	41.71	Pk	34.6	-15.4	0	60.91	-	-	74	-13.09	93	114	H
2	* ** 5.35137	43.51	Pk	34.6	-15.4	0	62.71	-	-	74	-11.29	93	114	H
3	* ** 5.35001	30.2	ADV	34.6	-15.4	.47	49.87	54	-4.13	-	-	93	114	H
4	* ** 5.35009	31.06	ADV	34.6	-15.4	.47	50.73	54	-3.27	-	-	93	114	H

* - indicates frequency in CFR47 Pt 15 / IC RSS-Restricted Band
** - indicates frequency in Taiwan NCC LP0002 Restricted Band
Pk - Peak detector
ADV - Linear Voltage Average

UL LLC
12 Laboratory Dr., RTP, NC 27709, USA TEL:(919) 549-1400
This report shall not be reproduced except in full, without the written approval of UL LLC.

VERTICAL RESULT

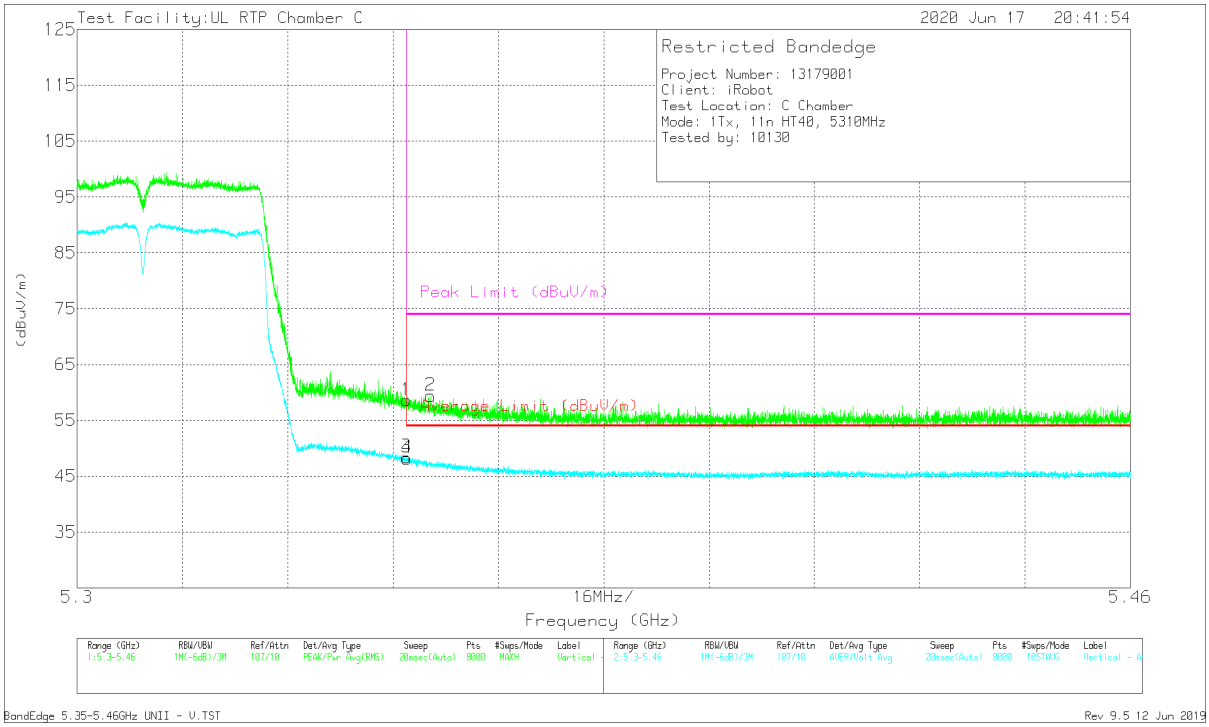

Marker	Frequency (GHz)	Meter Reading (dBuV)	Det	AT0062 (dB/m)	Amp/Cbl/Fltr/Pad (dB)	DC Corr (dB)	Corrected Reading (dBuV/m)	Average Limit (dBuV/m)	Margin (dB)	Peak Limit (dBuV/m)	PK Margin (dB)	Azimuth (Degs)	Height (cm)	Polarity
1	* ** 5.35001	39.39	Pk	34.6	-15.4	0	58.59	-	-	74	-15.41	248	267	V
2	* ** 5.35369	40.2	Pk	34.6	-15.4	0	59.4	-	-	74	-14.6	248	267	V
3	* ** 5.35001	28.73	ADV	34.6	-15.4	.47	48.4	54	-5.6	-	-	248	267	V
4	* ** 5.35011	28.53	ADV	34.6	-15.4	.47	48.2	54	-5.8	-	-	248	267	V

* - indicates frequency in CFR47 Pt 15 / IC RSS-Restricted Band
** - indicates frequency in Taiwan NCC LP0002 Restricted Band
Pk - Peak detector
ADV - Linear Voltage Average

UL LLC
12 Laboratory Dr., RTP, NC 27709, USA TEL:(919) 549-1400
This report shall not be reproduced except in full, without the written approval of UL LLC.

HARMONICS AND SPURIOUS EMISSIONS

LOW CHANNEL RESULTS

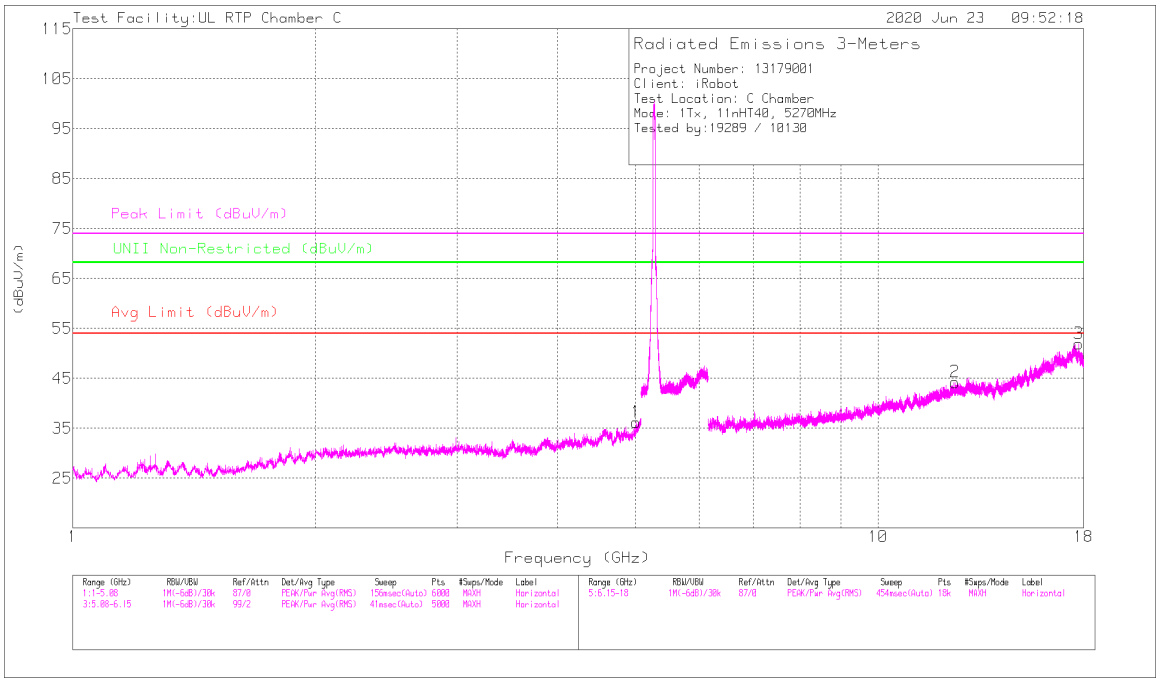

HORIZONTAL

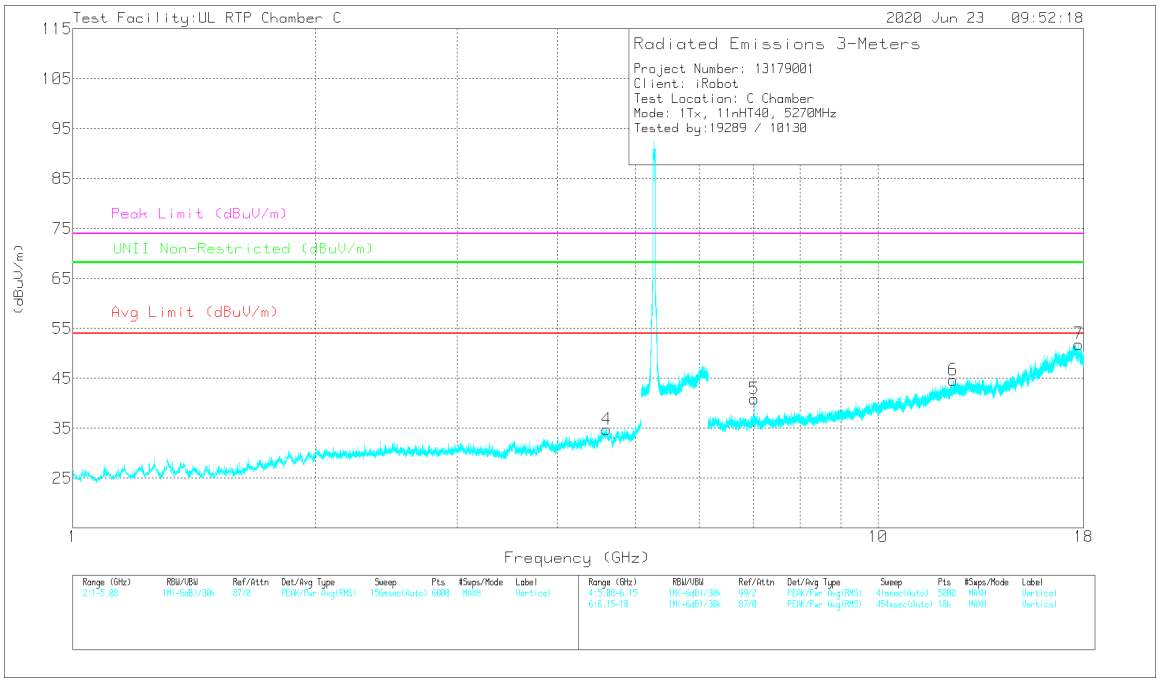

VERTICAL

UL LLC
12 Laboratory Dr., RTP, NC 27709, USA TEL:(919) 549-1400

This report shall not be reproduced except in full, without the written approval of UL LLC.

RADIATED EMISSIONS

Marker	Frequency (GHz)	Meter Reading (dBuV)	Det	AT0062 (dB/m)	Amp/Cbl/Fltr/Pad (dB)	DC Corr (dB)	Corrected Reading (dBuV/m)	Avg Limit (dBuV/m)	Margin (dB)	Peak Limit (dBuV/m)	PK Margin (dB)	UNII Non-Restricted (dBuV/m)	PK Margin (dB)	Azimuth (Degs)	Height (cm)	Polarity
1	* ** 5.00737	55.77	PK-U	34.1	-47.8	0	42.07	-	-	74	-31.93	-	-	153	102	H
	* ** 5.0069	42.78	ADV	34.1	-47.8	.47	29.55	54	-24.45	-	-	-	-	153	102	H
4	* ** 4.60643	56.93	PK-U	34.2	-49.7	0	41.43	-	-	74	-32.57	-	-	34	102	V
	* ** 4.60624	43.82	ADV	34.2	-49.7	.47	28.79	54	-25.21	-	-	-	-	34	102	V
2	* ** 12.46369	53.56	PK-U	39	-41.2	0	51.36	-	-	74	-22.64	-	-	220	147	H
	* ** 12.46406	39.07	ADV	39	-41.2	.47	37.34	54	-16.66	-	-	-	-	220	147	H
3	* ** 17.75727	49.93	PK-U	41.6	-33.5	0	58.03	-	-	74	-15.97	-	-	353	242	H
	* ** 17.75672	36.75	ADV	41.6	-33.6	.47	45.22	54	-8.78	-	-	-	-	353	242	H
6	* ** 12.40483	51.51	PK-U	39	-40.2	0	50.31	-	-	74	-23.69	-	-	350	129	V
	* ** 12.40488	38.33	ADV	39	-40.2	.47	37.6	54	-16.4	-	-	-	-	350	129	V
7	* ** 17.74022	49.13	PK-U	41.6	-33.6	0	57.13	-	-	74	-16.87	-	-	67	297	V
	* ** 17.73971	36.35	ADV	41.6	-33.6	.47	44.82	54	-9.18	-	-	-	-	67	297	V
5	7.02661	58.59	PK-U	35.7	-47.5	0	46.79	-	-	-	-	68.2	-21.41	235	303	V

* - indicates frequency in CFR47 Pt 15 / IC RSS-Restricted Band
** - indicates frequency in Taiwan NCC LP0002 Restricted Band
PK-U - Maximum Peak
ADV - Linear Voltage Average

UL LLC
12 Laboratory Dr., RTP, NC 27709, USA TEL:(919) 549-1400
This report shall not be reproduced except in full, without the written approval of UL LLC.

HIGH CHANNEL RESULTS

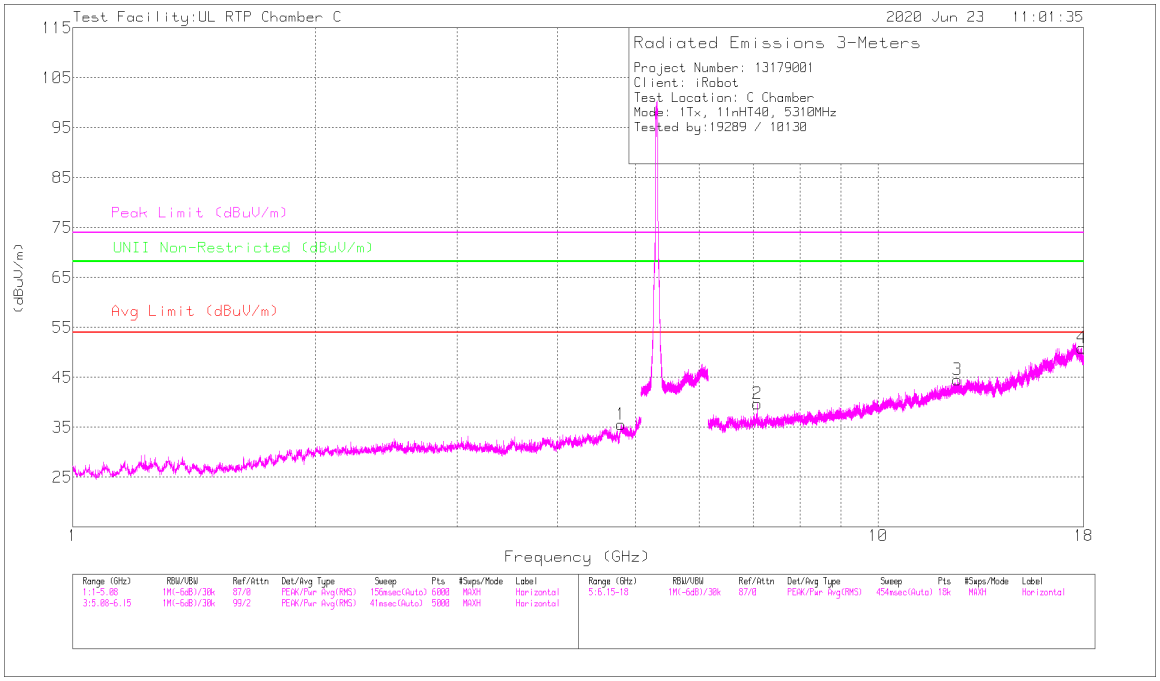

HORIZONTAL

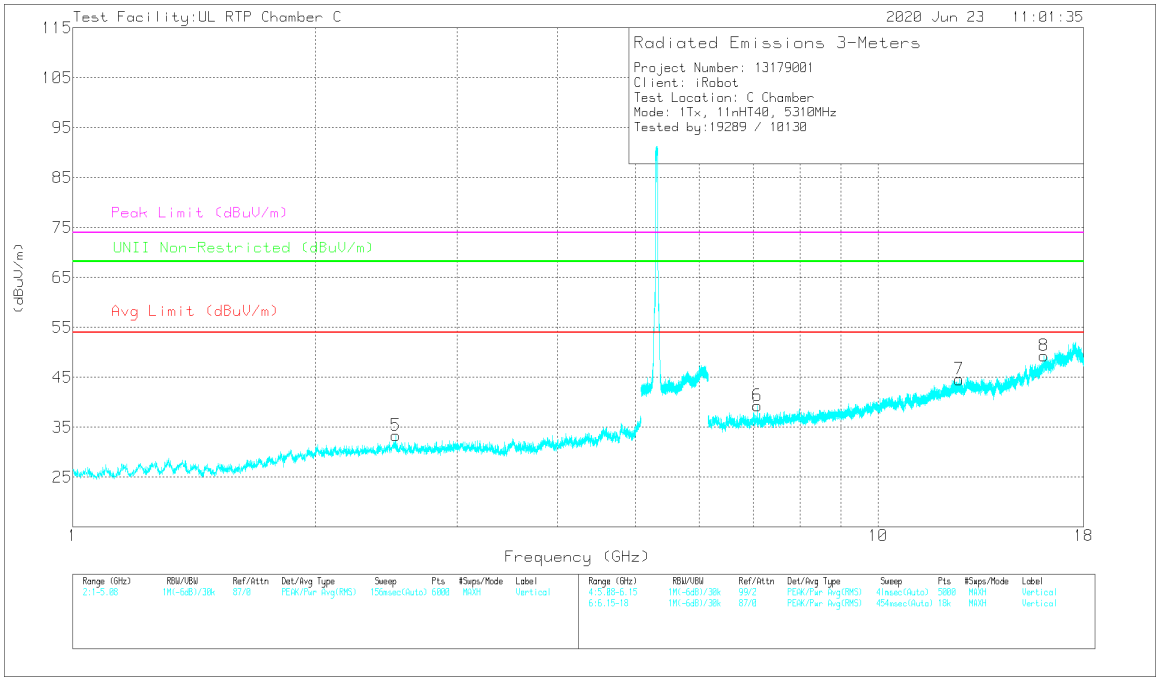

VERTICAL

UL LLC
12 Laboratory Dr., RTP, NC 27709, USA
TEL:(919) 549-1400

This report shall not be reproduced except in full, without the written approval of UL LLC.

RADIATED EMISSIONS

Marker	Frequency (GHz)	Meter Reading (dBuV)	Det	AT0062 (dB/m)	Amp/Cbl/Fltr/Pad (dB)	DC Corr (dB)	Corrected Reading (dBuV/m)	Avg Limit (dBuV/m)	Margin (dB)	Peak Limit (dBuV/m)	PK Margin (dB)	UNII Non-Restricted (dBuV/m)	PK Margin (dB)	Azimuth (Degs)	Height (cm)	Polarity
1	* ** 4.79671	54.99	PK-U	34.1	-48.5	0	40.59	-	-	74	-33.41	-	-	299	102	H
	* ** 4.79658	41.96	ADV	34.1	-48.5	.47	28.03	54	-25.97	-	-	-	-	299	102	H
5	** 2.51716	59.13	PK-U	32.7	-52.2	0	39.63	-	-	74	-34.37	68.2	-28.57	106	340	V
	** 2.51686	46.12	ADV	32.7	-52.2	.47	27.09	54	-26.91	-	-	-	-	106	340	V
3	* ** 12.55449	52.56	PK-U	39.1	-40.6	0	51.06	-	-	74	-22.94	-	-	35	294	H
	* ** 12.5542	39.01	ADV	39.1	-40.6	.47	37.98	54	-16.02	-	-	-	-	35	294	H
4	* ** 17.91927	50.18	PK-U	41.4	-34.6	0	56.98	-	-	74	-17.02	-	-	174	334	H
	* ** 17.92001	36.9	ADV	41.4	-34.6	.47	44.17	54	-9.83	-	-	-	-	174	334	H
7	* ** 12.62419	51.26	PK-U	39.2	-40.6	0	49.86	-	-	74	-24.14	-	-	360	175	V
	* ** 12.62399	38.31	ADV	39.2	-40.6	.47	37.38	54	-16.62	-	-	-	-	360	175	V
8	* ** 16.07223	50.89	PK-U	41.3	-36.4	0	55.79	-	-	74	-18.21	-	-	139	133	V
	* ** 16.07264	37.69	ADV	41.3	-36.4	.47	43.06	54	-10.94	-	-	-	-	139	133	V
2	7.07985	56.12	PK-U	35.7	-46.5	0	45.32	-	-	-	-	68.2	-22.88	164	123	H
6	7.07993	57.26	PK-U	35.7	-46.5	0	46.46	-	-	-	-	68.2	-21.74	297	110	V

* - indicates frequency in CFR47 Pt 15 / IC RSS-Restricted Band
** - indicates frequency in Taiwan NCC LP0002 Restricted Band
PK-U - Maximum Peak
ADV - Linear Voltage Average

UL LLC
12 Laboratory Dr., RTP, NC 27709, USA TEL:(919) 549-1400
This report shall not be reproduced except in full, without the written approval of UL LLC.

10.1.8. TX ABOVE 1 GHz 802.11ac VHT80 MODE IN THE 5.3 GHz BAND

1TX External Antenna MODE

BANDEDGE (MID CHANNEL)

HORIZONTAL RESULT

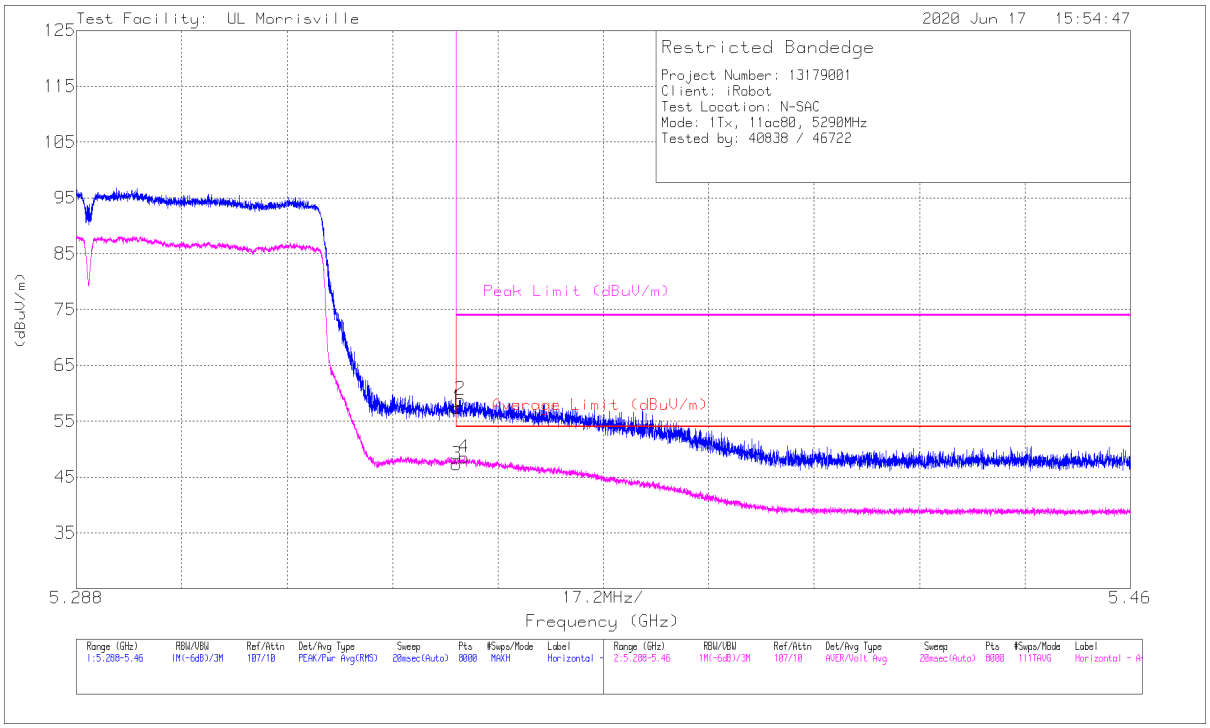

Marker	Frequency (GHz)	Meter Reading (dBuV)	Det	AT0072 dB(/m)	Amp/Cbl/Fltr/Pad (dB)	DC Corr (dB)	Corrected Reading (dBuV/m)	Average Limit (dBuV/m)	Margin (dB)	Peak Limit (dBuV/m)	PK Margin (dB)	Azimuth (Degs)	Height (cm)	Polarity
1	* ** 5.35002	45.08	Pk	34.4	-22.1	0	57.38	-	-	74	-16.62	44	103	H
2	* ** 5.3507	46.57	Pk	34.4	-22.1	0	58.87	-	-	74	-15.13	44	103	H
3	* ** 5.35002	34.02	ADV	34.4	-22.1	.91	47.23	54	-6.77	-	-	44	103	H
4	* ** 5.35131	35.21	ADV	34.4	-22.1	.91	48.42	54	-5.58	-	-	44	103	H

* - indicates frequency in CFR47 Pt 15 / IC RSS-Restricted Band
** - indicates frequency in Taiwan NCC LP0002 Restricted Band
Pk - Peak detector
ADV - Linear Voltage Average

UL LLC
12 Laboratory Dr., RTP, NC 27709, USA TEL:(919) 549-1400
This report shall not be reproduced except in full, without the written approval of UL LLC.

VERTICAL RESULT

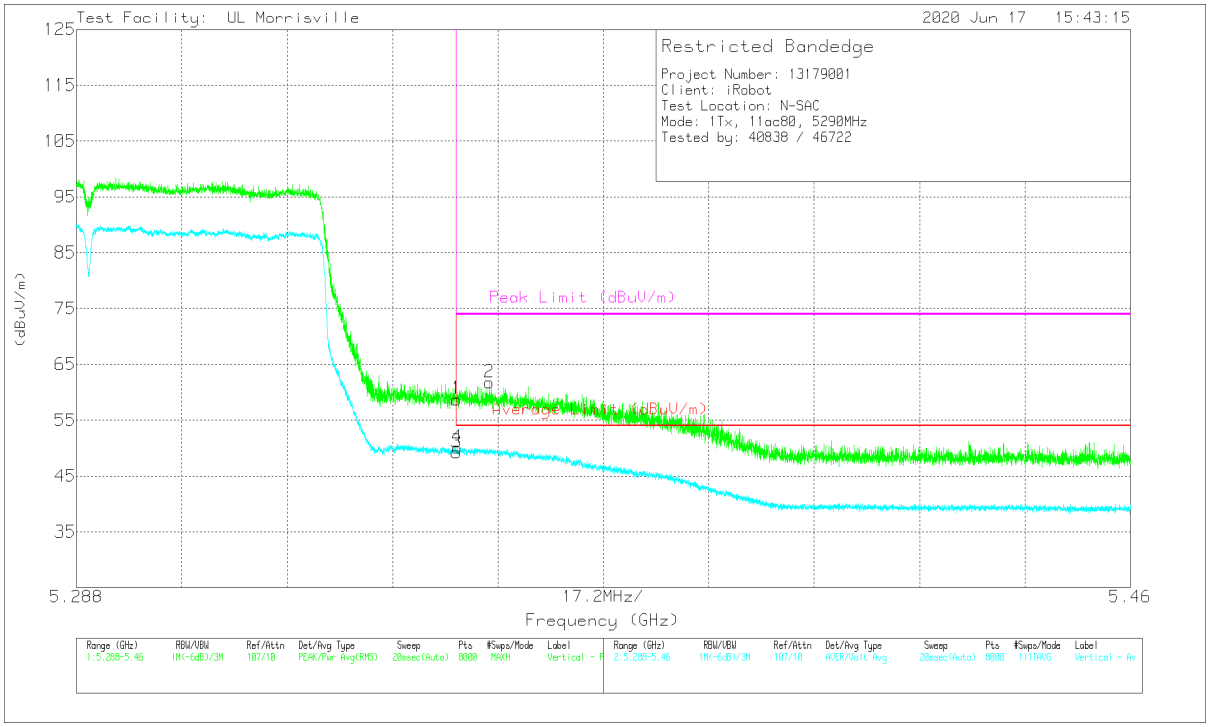

Marker	Frequency (GHz)	Meter Reading (dBuV)	Det	AT0072 dB(/m)	Amp/Cbl/Fltr/Pad (dB)	DC Corr (dB)	Corrected Reading (dBuV/m)	Average Limit (dBuV/m)	Margin (dB)	Peak Limit (dBuV/m)	PK Margin (dB)	Azimuth (Degs)	Height (cm)	Polarity
1	* ** 5.35002	46.46	Pk	34.4	-22.1	0	58.76	-	-	74	-15.24	335	243	V
2	* ** 5.35541	49.47	Pk	34.4	-22.1	0	61.77	-	-	74	-12.23	335	243	V
3	* ** 5.35002	36.02	ADV	34.4	-22.1	.91	49.23	54	-4.77	-	-	335	243	V
4	* ** 5.35014	36.86	ADV	34.4	-22.1	.91	50.07	54	-3.93	-	-	335	243	V

* - indicates frequency in CFR47 Pt 15 / IC RSS-Restricted Band
** - indicates frequency in Taiwan NCC LP0002 Restricted Band
Pk - Peak detector
ADV - Linear Voltage Average

UL LLC
12 Laboratory Dr., RTP, NC 27709, USA TEL:(919) 549-1400
This report shall not be reproduced except in full, without the written approval of UL LLC.

HARMONICS AND SPURIOUS EMISSIONS

MID CHANNEL RESULTS

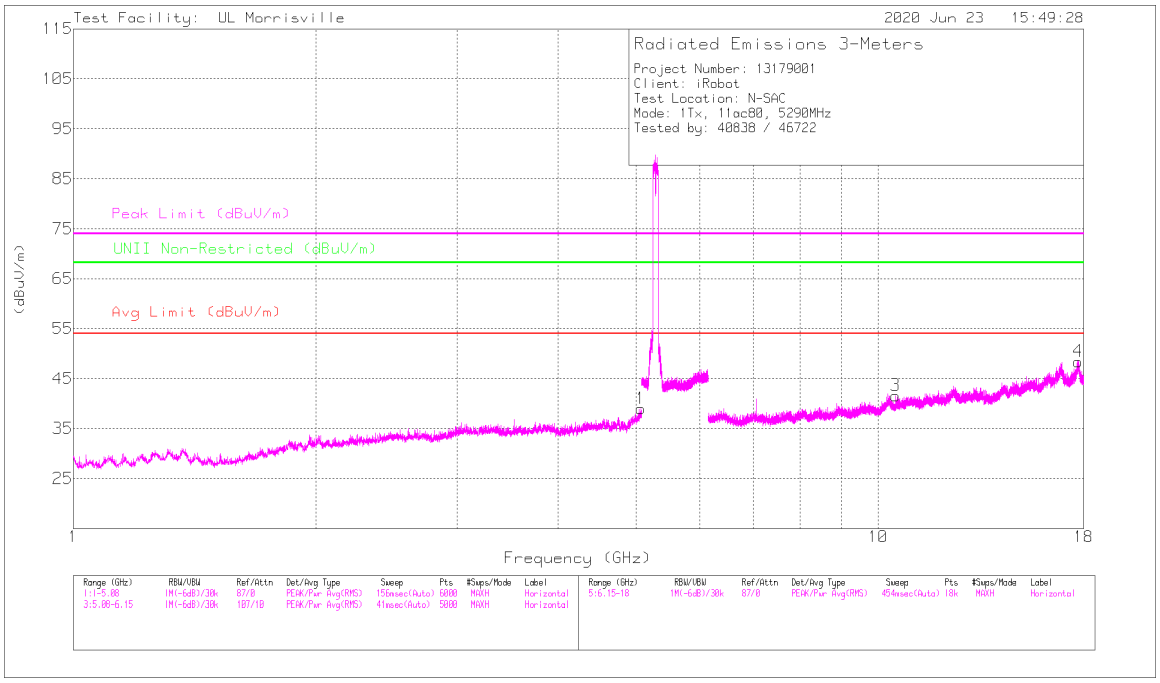

HORIZONTAL

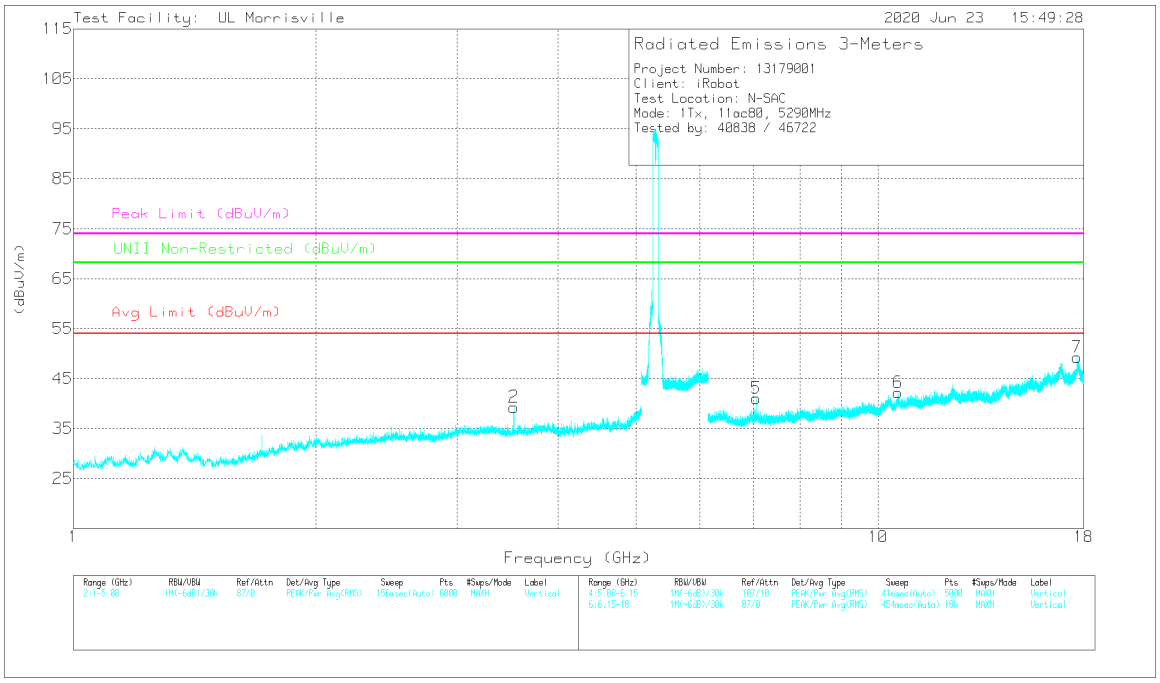

VERTICAL

UL LLC
12 Laboratory Dr., RTP, NC 27709, USA TEL:(919) 549-1400
This report shall not be reproduced except in full, without the written approval of UL LLC.

RADIATED EMISSIONS

Marker	Frequency (GHz)	Meter Reading (dBuV)	Det	AT0072 dB(/m)	Amp/Cbl/Fltr/Pad (dB)	DC Corr (dB)	Corrected Reading (dBuV/m)	Avg Limit (dBuV/m)	Margin (dB)	Peak Limit (dBuV/m)	PK Margin (dB)	UNII Non-Restricted (dBuV/m)	PK Margin (dB)	Azimuth (Degs)	Height (cm)	Polarity
1	* ** 5.07604	40.25	PK-U	34.2	-29.3	0	45.15	-	-	74	-28.85	-	-	124	181	H
	* ** 5.07333	27.46	ADV	34.2	-29.5	.91	33.07	54	-20.93	-	-	-	-	124	181	H
2	* ** 3.52663	44.77	PK-U	33	-32.6	0	45.17	-	-	74	-28.83	-	-	64	264	V
	* ** 3.52662	38.07	ADV	33	-32.6	.91	39.38	54	-14.62	-	-	-	-	64	264	V
4	* ** 17.71423	33.46	PK-U	41.6	-20.2	0	54.86	-	-	74	-19.14	-	-	360	136	H
	* ** 17.71323	20.67	ADV	41.6	-20.2	.91	42.98	54	-11.02	-	-	-	-	360	136	H
5	7.0532	40.17	PK-U	35.6	-29.2	0	46.57	-	-	-	-	68.2	-21.63	292	106	V
3	10.51667	34.89	PK-U	37.6	-26.1	0	46.39	-	-	-	-	68.2	-21.81	261	298	H
6	10.57967	35.28	PK-U	37.6	-25	0	47.88	-	-	-	-	68.2	-20.32	290	302	V
7	17.67436	32.55	PK-U	41.7	-21.2	0	53.05	-	-	-	-	68.2	-15.15	253	166	V

* - indicates frequency in CFR47 Pt 15 / IC RSS-Restricted Band
** - indicates frequency in Taiwan NCC LP0002 Restricted Band
PK-U - Maximum Peak
ADV - Linear Voltage Average

UL LLC
12 Laboratory Dr., RTP, NC 27709, USA TEL:(919) 549-1400
This report shall not be reproduced except in full, without the written approval of UL LLC.

1TX PCB Antenna MODE

BANDEDGE (MID CHANNEL)

HORIZONTAL RESULT

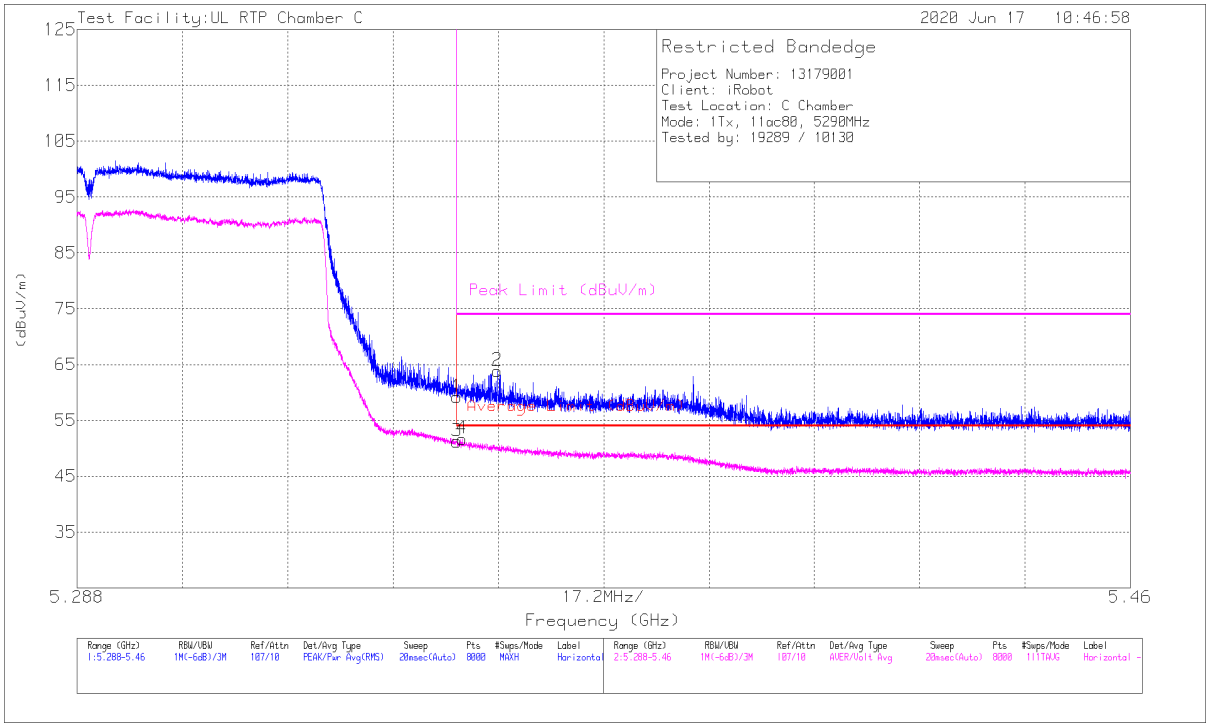

Marker	Frequency (GHz)	Meter Reading (dBuV)	Det	AT0062 (dB/m)	Amp/Cbl/Fltr/Pad (dB)	DC Corr (dB)	Corrected Reading (dBuV/m)	Average Limit (dBuV/m)	Margin (dB)	Peak Limit (dBuV/m)	PK Margin (dB)	Azimuth (Degs)	Height (cm)	Polarity
1	* ** 5.35002	39.99	Pk	34.6	-15.4	0	59.19	-	-	74	-14.81	355	99	H
2	* ** 5.3566	44.56	Pk	34.6	-15.3	0	63.86	-	-	74	-10.14	355	99	H
3	* ** 5.35002	31.13	ADV	34.6	-15.4	.91	51.24	54	-2.76	-	-	355	99	H
4	* ** 5.3509	31.61	ADV	34.6	-15.4	.91	51.72	54	-2.28	-	-	355	99	H

* - indicates frequency in CFR47 Pt 15 / IC RSS-Restricted Band
** - indicates frequency in Taiwan NCC LP0002 Restricted Band
Pk - Peak detector
ADV - Linear Voltage Average

UL LLC
12 Laboratory Dr., RTP, NC 27709, USA TEL:(919) 549-1400
This report shall not be reproduced except in full, without the written approval of UL LLC.

VERTICAL RESULT

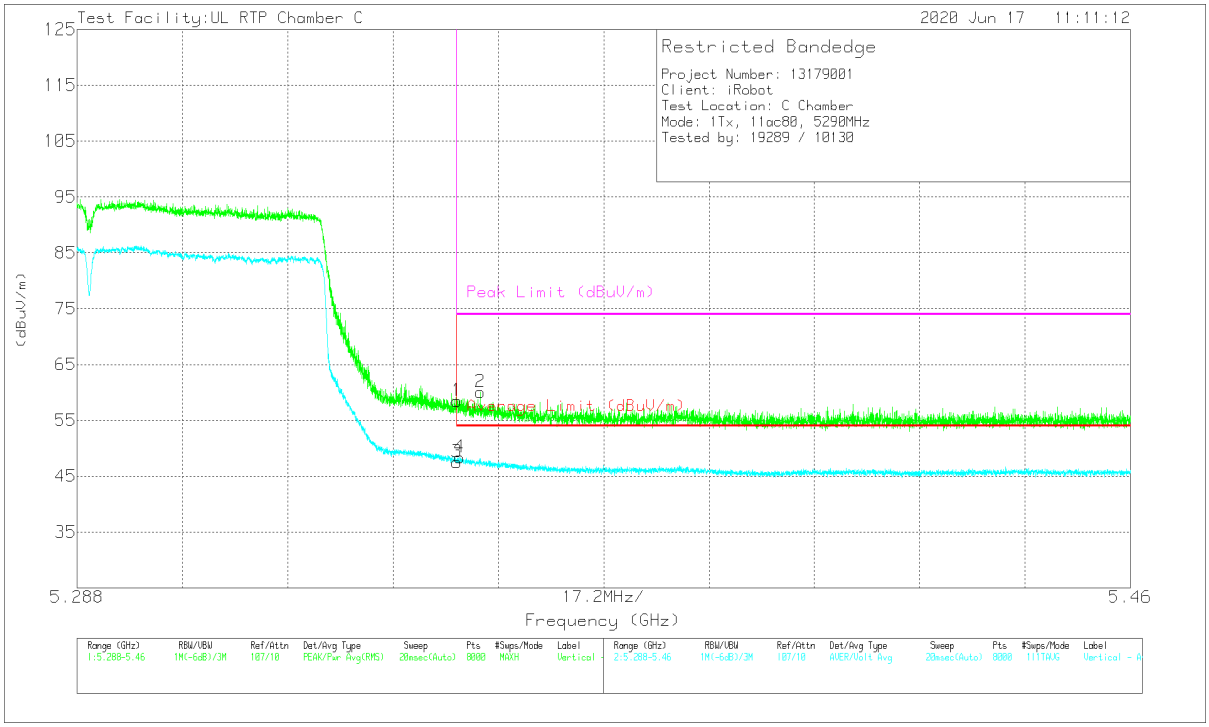

Marker	Frequency (GHz)	Meter Reading (dBuV)	Det	AT0062 (dB/m)	Amp/Cbl/Fltr/Pad (dB)	DC Corr (dB)	Corrected Reading (dBuV/m)	Average Limit (dBuV/m)	Margin (dB)	Peak Limit (dBuV/m)	PK Margin (dB)	Azimuth (Degs)	Height (cm)	Polarity
1	* ** 5.35002	39.27	Pk	34.6	-15.4	0	58.47	-	-	74	-15.53	113	275	V
2	* ** 5.35386	40.86	Pk	34.6	-15.4	0	60.06	-	-	74	-13.94	113	275	V
3	* ** 5.35002	27.39	ADV	34.6	-15.4	.91	47.5	54	-6.5	-	-	113	275	V
4	* ** 5.35051	28.24	ADV	34.6	-15.4	.91	48.35	54	-5.65	-	-	113	275	V

* - indicates frequency in CFR47 Pt 15 / IC RSS-Restricted Band
** - indicates frequency in Taiwan NCC LP0002 Restricted Band
Pk - Peak detector
ADV - Linear Voltage Average

UL LLC
12 Laboratory Dr., RTP, NC 27709, USA TEL:(919) 549-1400
This report shall not be reproduced except in full, without the written approval of UL LLC.

HARMONICS AND SPURIOUS EMISSIONS

MID CHANNEL RESULTS

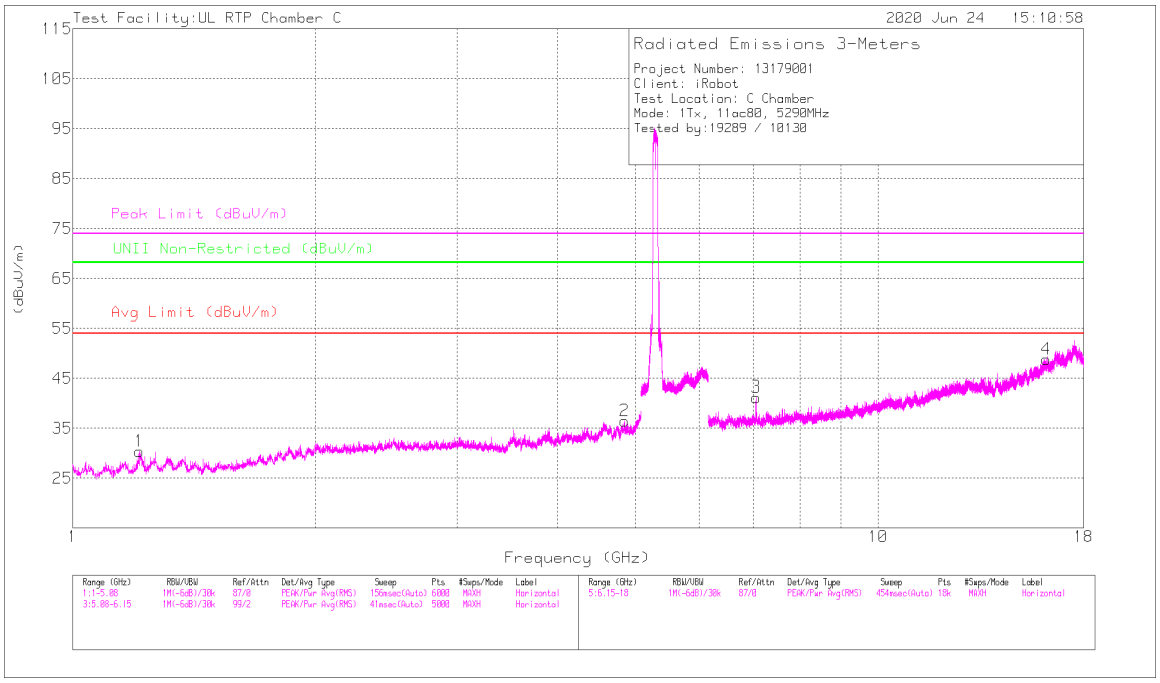

HORIZONTAL

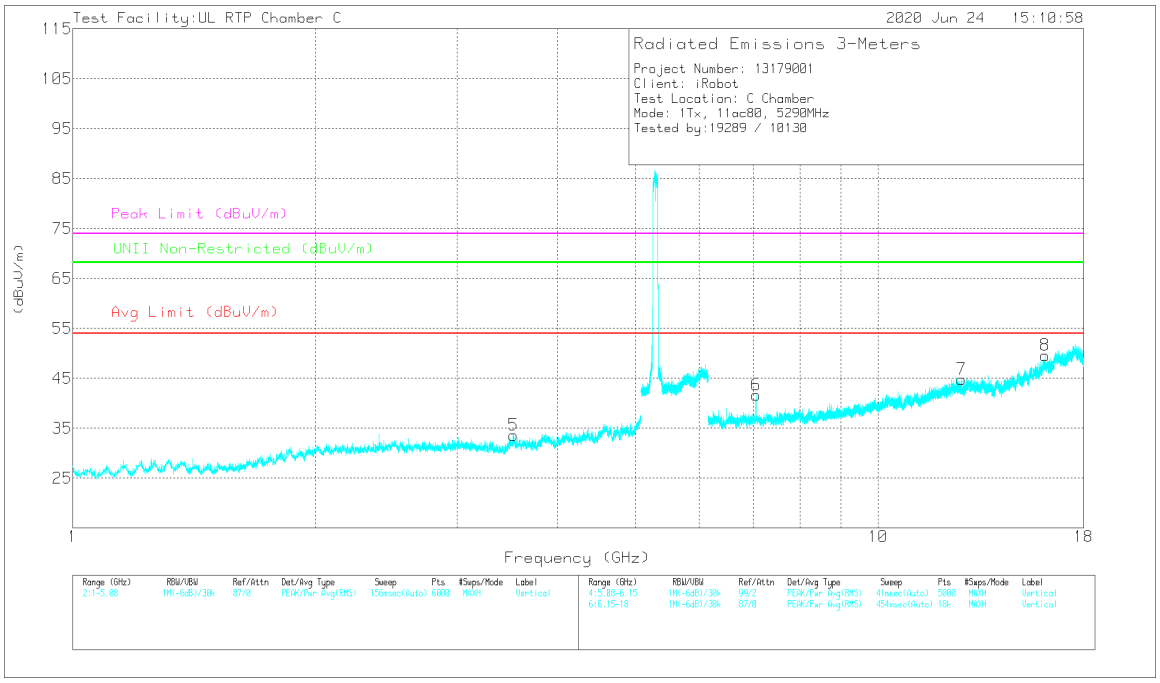

VERTICAL

UL LLC
12 Laboratory Dr., RTP, NC 27709, USA TEL:(919) 549-1400

This report shall not be reproduced except in full, without the written approval of UL LLC.

RADIATED EMISSIONS

Marker	Frequency (GHz)	Meter Reading (dBuV)	Det	AT0062 (dB/m)	Amp/Cbl/Fltr/Pad (dB)	DC Corr (dB)	Corrected Reading (dBuV/m)	Avg Limit (dBuV/m)	Margin (dB)	Peak Limit (dBuV/m)	PK Margin (dB)	UNII Non-Restricted (dBuV/m)	PK Margin (dB)	Azimuth (Degs)	Height (cm)	Polarity
1	* ** 1.20931	64.6	PK-U	28.2	-55.3	0	37.5	-	-	74	-36.5	-	-	178	102	H
	* ** 1.20963	54.14	ADV	28.2	-55.3	.91	27.95	54	-26.05	-	-	-	-	178	102	H
2	* ** 4.84419	56.75	PK-U	34	-49.2	0	41.55	-	-	74	-32.45	-	-	244	102	H
	* ** 4.84363	43.78	ADV	34	-49.1	.91	29.59	54	-24.41	-	-	-	-	244	102	H
5	* ** 3.52706	55.79	PK-U	33.6	-49.5	0	39.89	-	-	74	-34.11	-	-	29	110	V
	* ** 3.52681	42.74	ADV	33.6	-49.5	.91	27.75	54	-26.25	-	-	-	-	29	110	V
4	* ** 16.18175	51.6	PK-U	41.3	-37.5	0	55.4	-	-	74	-18.6	-	-	193	203	H
	* ** 16.18169	38.53	ADV	41.3	-37.5	.91	43.24	54	-10.76	-	-	-	-	193	203	H
7	* ** 12.69393	51.63	PK-U	39.3	-40	0	50.93	-	-	74	-23.07	-	-	329	229	V
	* ** 12.69375	38.52	ADV	39.3	-40	.91	38.73	54	-15.27	-	-	-	-	329	229	V
8	* ** 16.1371	51.5	PK-U	41.3	-37.9	0	54.9	-	-	74	-19.1	-	-	298	106	V
	* ** 16.13703	38.67	ADV	41.3	-37.9	.91	42.98	54	-11.02	-	-	-	-	298	106	V
6	7.05328	58.48	PK-U	35.7	-46.6	0	47.58	-	-	-	-	68.2	-20.62	295	102	V
3	7.05331	58.02	PK-U	35.7	-46.6	0	47.12	-	-	-	-	68.2	-21.08	160	102	H

* - indicates frequency in CFR47 Pt 15 / IC RSS-Restricted Band
** - indicates frequency in Taiwan NCC LP0002 Restricted Band
PK-U - Maximum Peak
ADV - Linear Voltage Average

UL LLC
12 Laboratory Dr., RTP, NC 27709, USA TEL:(919) 549-1400
This report shall not be reproduced except in full, without the written approval of UL LLC.

10.1.9. TX ABOVE 1 GHz 802.11a MODE IN THE 5.6 GHz BAND

1TX External Antenna MODE

BANDEDGE (LOW CHANNEL)

HORIZONTAL RESULT

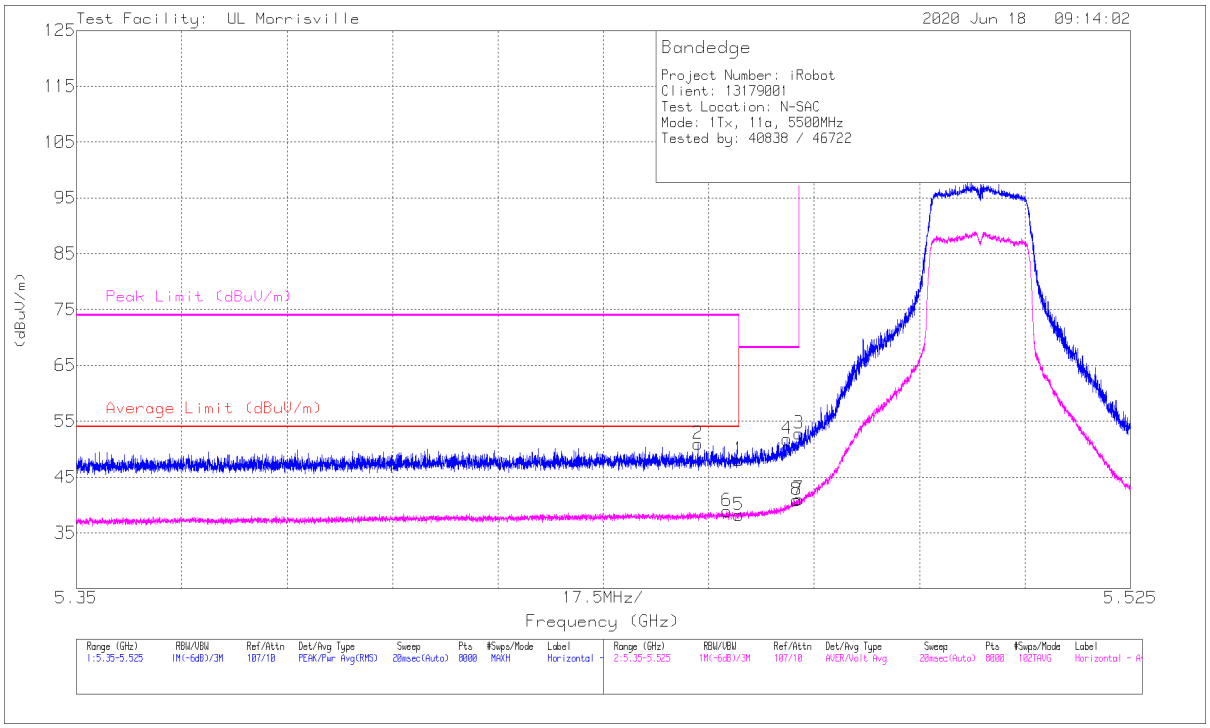

Marker	Frequency (GHz)	Meter Reading (dBuV)	Det	AT0072 dB(/m)	Amp/Cbl/Fltr/Pad (dB)	DC Corr (dB)	Corrected Reading (dBuV/m)	Average Limit (dBuV/m)	Margin (dB)	Peak Limit (dBuV/m)	PK Margin (dB)	Azimuth (Degs)	Height (cm)	Polarity
1	* ** 5.45998	35.67	Pk	34.4	-22	0	48.07	-	-	74	-25.93	5	368	H
2	* ** 5.4532	38.65	Pk	34.3	-22	0	50.95	-	-	74	-23.05	5	368	H
5	* ** 5.45998	25.55	ADV	34.4	-22	.23	38.18	54	-15.82	-	-	5	368	H
6	* ** 5.45795	26.29	ADV	34.4	-22	.23	38.92	54	-15.08	-	-	5	368	H
4	5.46794	39.37	Pk	34.4	-22	0	51.77	-	-	68.2	-16.43	5	368	H
8	5.46959	28.24	ADV	34.4	-22	.23	40.87	-	-	-	-	5	368	H
3	5.46998	40.29	Pk	34.4	-21.9	0	52.79	-	-	68.2	-15.41	5	368	H
7	5.46998	28.32	ADV	34.4	-21.9	.23	41.05	-	-	-	-	5	368	H

* - indicates frequency in CFR47 Pt 15 / IC RSS-Restricted Band
** - indicates frequency in Taiwan NCC LP0002 Restricted Band
Pk - Peak detector
ADV - Linear Voltage Average

UL LLC
12 Laboratory Dr., RTP, NC 27709, USA TEL:(919) 549-1400
This report shall not be reproduced except in full, without the written approval of UL LLC.

VERTICAL RESULT

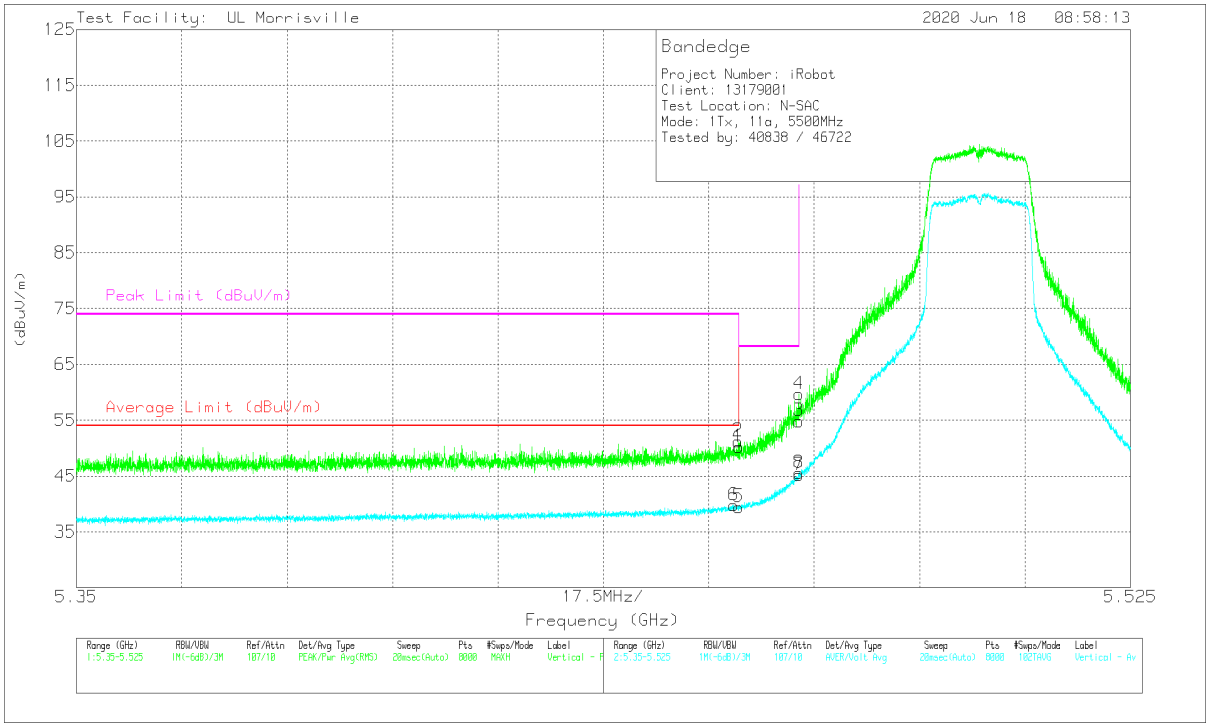

Marker	Frequency (GHz)	Meter Reading (dBuV)	Det	AT0072 dB(/m)	Amp/Cbl/Fltr/Pad (dB)	DC Corr (dB)	Corrected Reading (dBuV/m)	Average Limit (dBuV/m)	Margin (dB)	Peak Limit (dBuV/m)	PK Margin (dB)	Azimuth (Degs)	Height (cm)	Polarity
1	* ** 5.45998	37.82	Pk	34.4	-22	0	50.22	-	-	74	-23.78	96	112	V
2	* ** 5.45989	38.84	Pk	34.4	-22	0	51.24	-	-	74	-22.76	96	112	V
5	* ** 5.45998	26.81	ADV	34.4	-22	.23	39.44	54	-14.56	-	-	96	112	V
6	* ** 5.45913	27.12	ADV	34.4	-22	.23	39.75	54	-14.25	-	-	96	112	V
4	5.46991	47.28	Pk	34.4	-22	0	59.68	-	-	68.2	-8.52	96	112	V
8	5.46996	32.84	ADV	34.4	-21.9	.23	45.57	-	-	-	-	96	112	V
3	5.46998	42.34	Pk	34.4	-21.9	0	54.84	-	-	68.2	-13.36	96	112	V
7	5.46998	32.41	ADV	34.4	-21.9	.23	45.14	-	-	-	-	96	112	V

* - indicates frequency in CFR47 Pt 15 / IC RSS-Restricted Band
** - indicates frequency in Taiwan NCC LP0002 Restricted Band
Pk - Peak detector
ADV - Linear Voltage Average

UL LLC
12 Laboratory Dr., RTP, NC 27709, USA TEL:(919) 549-1400
This report shall not be reproduced except in full, without the written approval of UL LLC.

BANDEDGE (HIGH CHANNEL)

HORIZONTAL RESULT

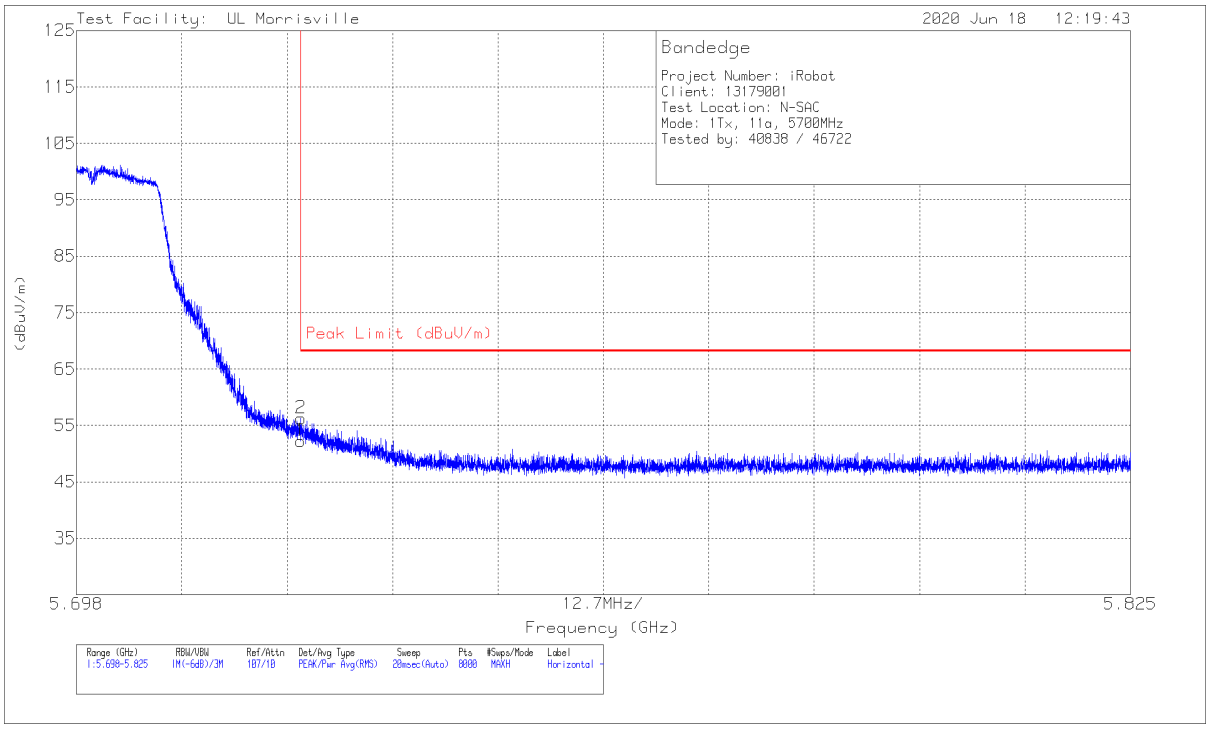

Marker	Frequency (GHz)	Meter Reading (dBuV)	Det	AT0072 dB(/m)	Amp/Cbl/Fltr/Pad (dB)	DC Corr (dB)	Corrected Reading (dBuV/m)	Peak Limit (dBuV/m)	PK Margin (dB)	Azimuth (Degs)	Height (cm)	Polarity
1	5.72501	39.46	Pk	34.6	-21.8	0	52.26	68.2	-15.94	44	355	H
2	5.72505	43.48	Pk	34.6	-21.8	0	56.28	68.2	-11.92	44	355	H

Pk - Peak detector

UL LLC
12 Laboratory Dr., RTP, NC 27709, USA TEL:(919) 549-1400
This report shall not be reproduced except in full, without the written approval of UL LLC.

VERTICAL RESULT

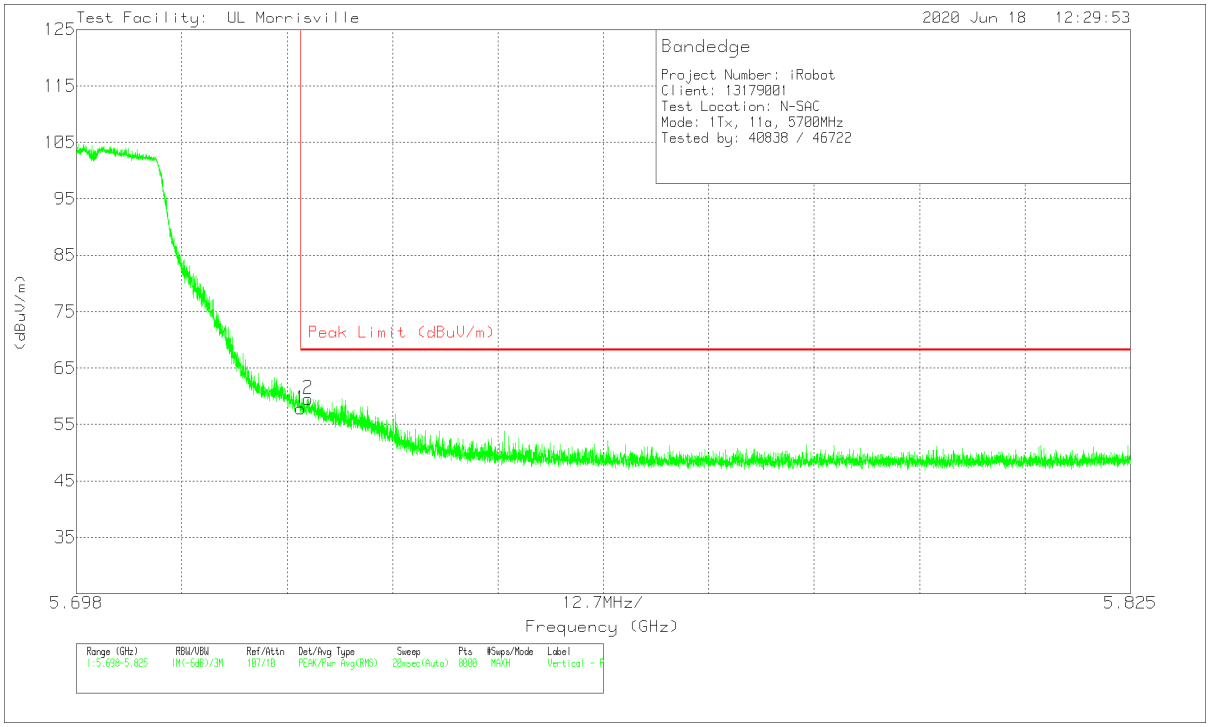

Marker	Frequency (GHz)	Meter Reading (dBuV)	Det	AT0072 dB(/m)	Amp/Cbl/Fltr/Pad (dB)	DC Corr (dB)	Corrected Reading (dBuV/m)	Peak Limit (dBuV/m)	PK Margin (dB)	Azimuth (Degs)	Height (cm)	Polarity
1	5.72501	45.04	Pk	34.6	-21.8	0	57.84	68.2	-10.36	328	98	V
2	5.7259	46.79	Pk	34.6	-21.8	0	59.59	68.2	-8.61	328	98	V

Pk - Peak detector

UL LLC
12 Laboratory Dr., RTP, NC 27709, USA TEL:(919) 549-1400
This report shall not be reproduced except in full, without the written approval of UL LLC.

HARMONICS AND SPURIOUS EMISSIONS

LOW CHANNEL RESULTS

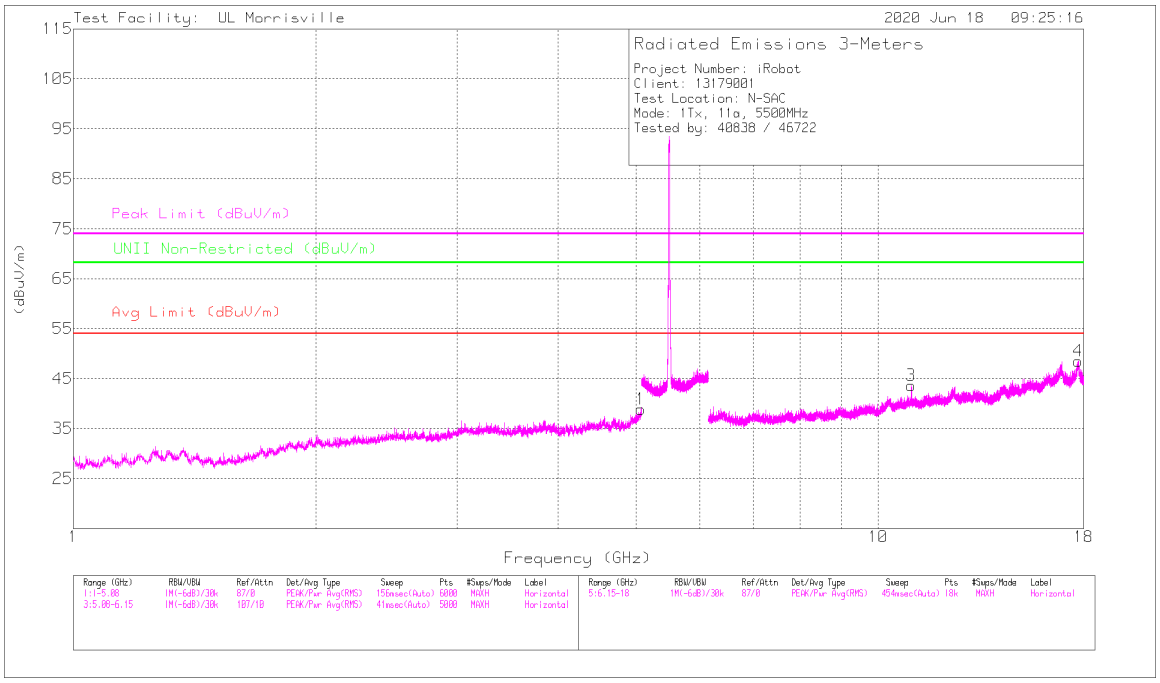

HORIZONTAL

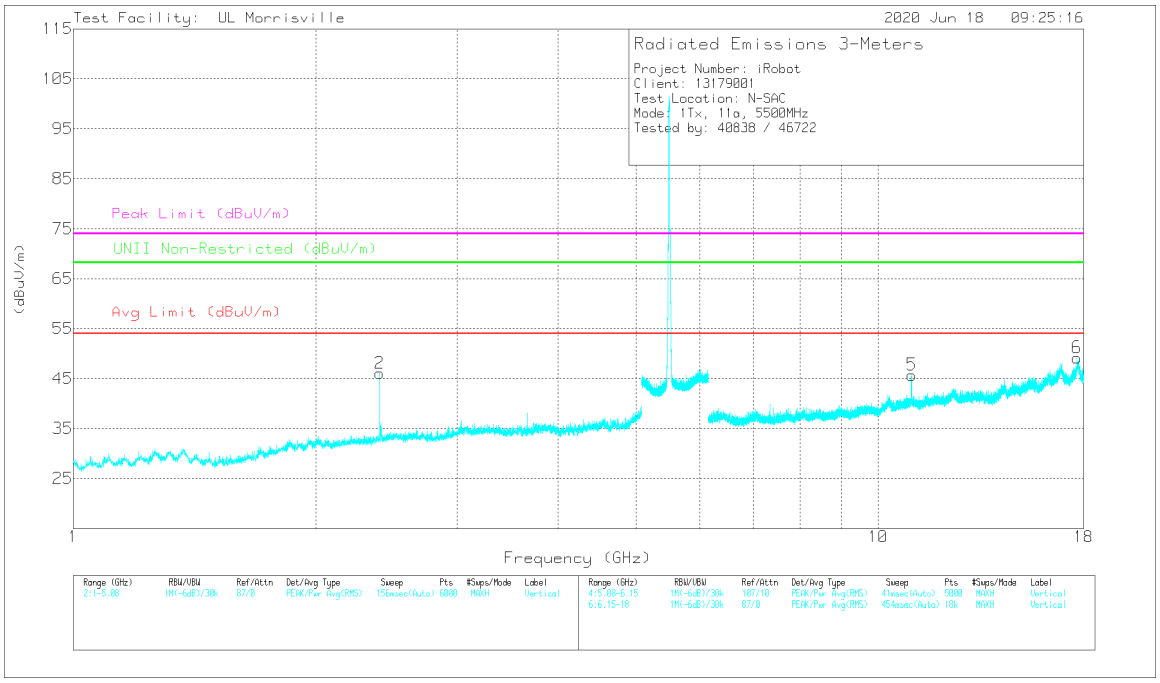

VERTICAL

UL LLC
12 Laboratory Dr., RTP, NC 27709, USA TEL:(919) 549-1400
This report shall not be reproduced except in full, without the written approval of UL LLC.

RADIATED EMISSIONS

Marker	Frequency (GHz)	Meter Reading (dBuV)	Det	AT0072 dB(/m)	Amp/Cbl/Fltr/Pad (dB)	DC Corr (dB)	Corrected Reading (dBuV/m)	Avg Limit (dBuV/m)	Margin (dB)	Peak Limit (dBuV/m)	PK Margin (dB)	UNII Non-Restricted (dBuV/m)	PK Margin (dB)	Azimuth (Degs)	Height (cm)	Polarity
1	* ** 5.07542	40.62	PK-U	34.2	-29.4	0	45.42	-	-	74	-28.58	-	-	307	244	H
	* ** 5.07343	27.49	ADV	34.2	-29.5	.23	32.42	54	-21.58	-	-	-	-	307	244	H
3	* ** 10.99857	37.52	PK-U	37.9	-24.9	0	50.52	-	-	74	-23.48	-	-	5	109	H
	* ** 10.99873	24.55	ADV	37.9	-24.9	.23	37.78	54	-16.22	-	-	-	-	5	109	H
4	* ** 17.73126	32.9	PK-U	41.6	-19.7	0	54.8	-	-	74	-19.2	-	-	9	144	H
	* ** 17.73263	20.43	ADV	41.7	-19.7	.23	42.66	54	-11.34	-	-	-	-	9	144	H
5	* ** 11.00292	39.05	PK-U	37.9	-25	0	51.95	-	-	74	-22.05	-	-	241	210	V
	* ** 11.00294	26.06	ADV	37.9	-25	.23	39.19	54	-14.81	-	-	-	-	241	210	V
2	2.40184	50.82	PK-U	31.9	-33.6	0	49.12	-	-	-	-	68.2	-19.08	165	131	V
6	17.66532	34.54	PK-U	41.7	-21.6	0	54.64	-	-	-	-	68.2	-13.56	8	116	V

* - indicates frequency in CFR47 Pt 15 / IC RSS-Restricted Band
** - indicates frequency in Taiwan NCC LP0002 Restricted Band
PK-U - Maximum Peak
ADV - Linear Voltage Average

UL LLC
12 Laboratory Dr., RTP, NC 27709, USA TEL:(919) 549-1400
This report shall not be reproduced except in full, without the written approval of UL LLC.

MID CHANNEL RESULTS

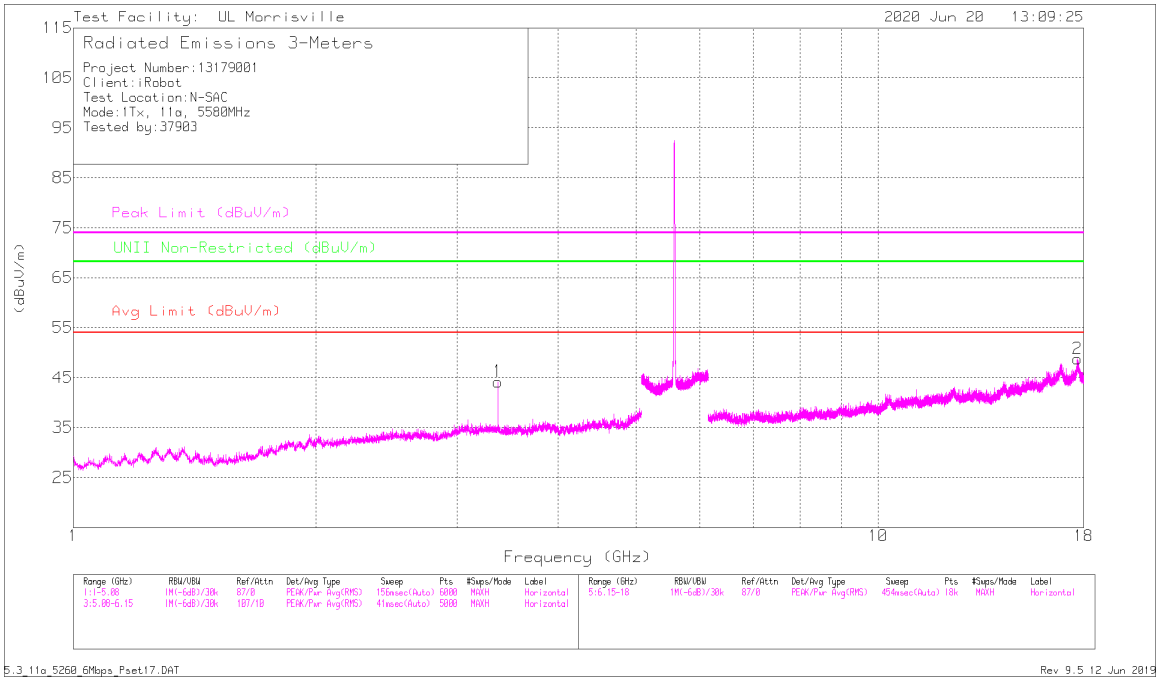

HORIZONTAL

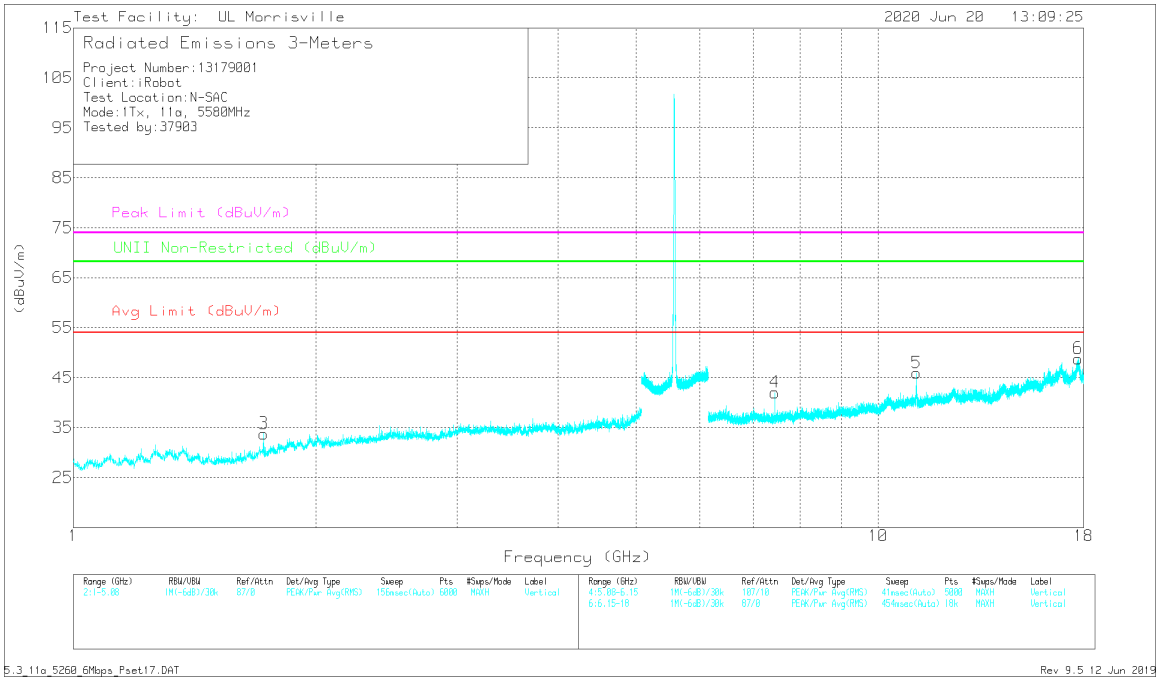

VERTICAL

UL LLC
12 Laboratory Dr., RTP, NC 27709, USA
TEL:(919) 549-1400

This report shall not be reproduced except in full, without the written approval of UL LLC.

RADIATED EMISSIONS

Marker	Frequency (GHz)	Meter Reading (dBuV)	Det	AT0072 dB(/m)	Amp/Cbl/Fltr/Pad (dB)	DC Corr (dB)	Corrected Reading (dBuV/m)	Avg Limit (dBuV/m)	Margin (dB)	Peak Limit (dBuV/m)	PK Margin (dB)	UNII Non-Restricted (dBuV/m)	PK Margin (dB)	Azimuth (Degs)	Height (cm)	Polarity
3	** 1.72493	48.65	PK-U	29.4	-34.9	0	43.15	-	-	74	-30.85	68.2	-25.05	41	212	V
	** 1.72433	29.87	ADV	29.5	-34.9	.23	24.70	54	-29.3	-	-	-	-	41	212	V
4	* ** 7.43999	39.87	PK-U	35.7	-28.7	0	46.87	-	-	74	-27.13	-	-	213	102	V
	* ** 7.43998	31.73	ADV	35.7	-28.7	.23	38.96	54	-15.04	-	-	-	-	213	102	V
5	* ** 11.16038	40.25	PK-U	37.9	-25.5	0	52.65	-	-	74	-21.35	-	-	294	218	V
	* ** 11.16028	26.07	ADV	37.9	-25.5	.23	38.70	54	-15.30	-	-	-	-	294	218	V
6	* ** 17.71879	34.12	PK-U	41.6	-20	0	55.72	-	-	74	-18.28	-	-	238	120	V
	* ** 17.71849	20.65	ADV	41.6	-20	.23	42.48	54	-11.52	-	-	-	-	238	120	V
1	3.37227	41.96	PK-U	33.1	-32.1	0	42.96	-	-	-	-	68.2	-25.24	258	380	H
2	17.6844	34.41	PK-U	41.7	-21	0	55.11	-	-	-	-	68.2	-13.09	108	181	H

* - indicates frequency in CFR47 Pt 15 / IC RSS-Restricted Band
** - indicates frequency in Taiwan NCC LP0002 Restricted Band
PK-U - Maximum Peak
ADV - Linear Voltage Average

UL LLC
12 Laboratory Dr., RTP, NC 27709, USA TEL:(919) 549-1400
This report shall not be reproduced except in full, without the written approval of UL LLC.

HIGH CHANNEL RESULTS

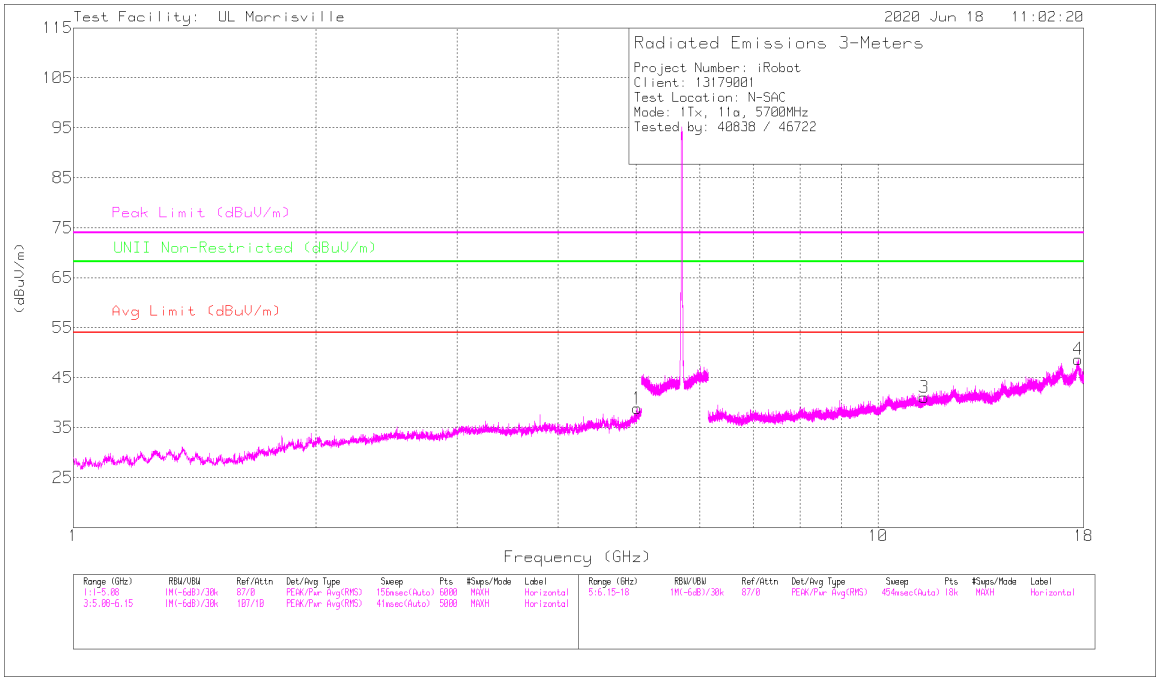

HORIZONTAL

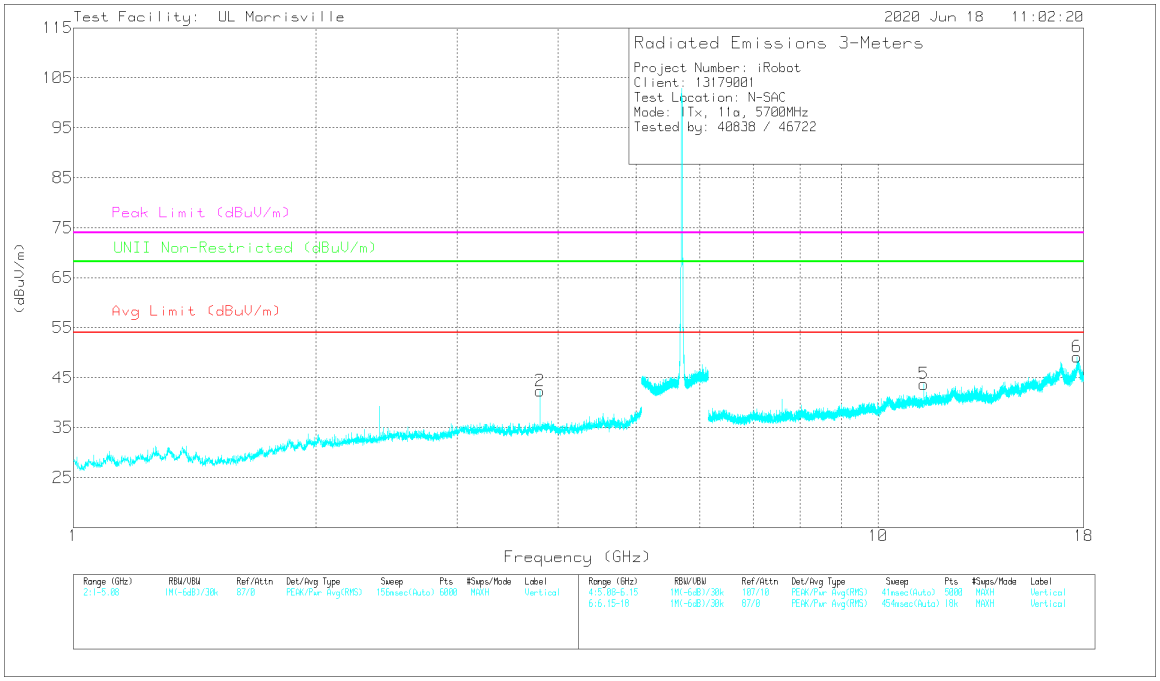

VERTICAL

UL LLC
12 Laboratory Dr., RTP, NC 27709, USA
TEL:(919) 549-1400

This report shall not be reproduced except in full, without the written approval of UL LLC.

RADIATED EMISSIONS

Marker	Frequency (GHz)	Meter Reading (dBuV)	Det	AT0072 dB(/m)	Amp/Cbl/Fltr/Pad (dB)	DC Corr (dB)	Corrected Reading (dBuV/m)	Avg Limit (dBuV/m)	Margin (dB)	Peak Limit (dBuV/m)	PK Margin (dB)	UNII Non-Restricted (dBuV/m)	PK Margin (dB)	Azimuth (Degs)	Height (cm)	Polarity
1	* ** 5.0161	39.98	PK-U	34.2	-30.3	0	43.88	-	-	74	-30.12	-	-	11	315	H
	* ** 5.01736	27.7	ADV	34.2	-30.3	.23	31.83	54	-22.17	-	-	-	-	11	315	H
2	* ** 3.80018	44.08	PK-U	33.6	-32.3	0	45.38	-	-	74	-28.62	-	-	54	106	V
	* ** 3.80003	36.75	ADV	33.6	-32.3	.23	38.28	54	-15.72	-	-	-	-	54	106	V
3	* ** 11.40706	36	PK-U	38.1	-25.4	0	48.7	-	-	74	-25.3	-	-	289	114	H
	* ** 11.40501	23.22	ADV	38.1	-25.4	.23	36.15	54	-17.85	-	-	-	-	289	114	H
4	* ** 17.72567	34.02	PK-U	41.7	-19.8	0	55.92	-	-	74	-18.08	-	-	95	393	H
	* ** 17.72613	20.89	ADV	41.7	-19.8	.23	43.02	54	-10.98	-	-	-	-	95	393	H
5	* ** 11.39957	36.51	PK-U	38.1	-25.5	0	49.11	-	-	74	-24.89	-	-	2	337	V
	* ** 11.39998	26.59	ADV	38.1	-25.5	.23	39.42	54	-14.58	-	-	-	-	2	337	V
6	17.67214	34.25	PK-U	41.7	-21.3	0	54.65	-	-	-	-	68.2	-13.55	178	190	V

* - indicates frequency in CFR47 Pt 15 / IC RSS-Restricted Band
** - indicates frequency in Taiwan NCC LP0002 Restricted Band
PK-U - Maximum Peak
ADV - Linear Voltage Average

UL LLC
12 Laboratory Dr., RTP, NC 27709, USA TEL:(919) 549-1400
This report shall not be reproduced except in full, without the written approval of UL LLC.

1TX PCB Antenna MODE

BANDEDGE (LOW CHANNEL)

HORIZONTAL RESULT

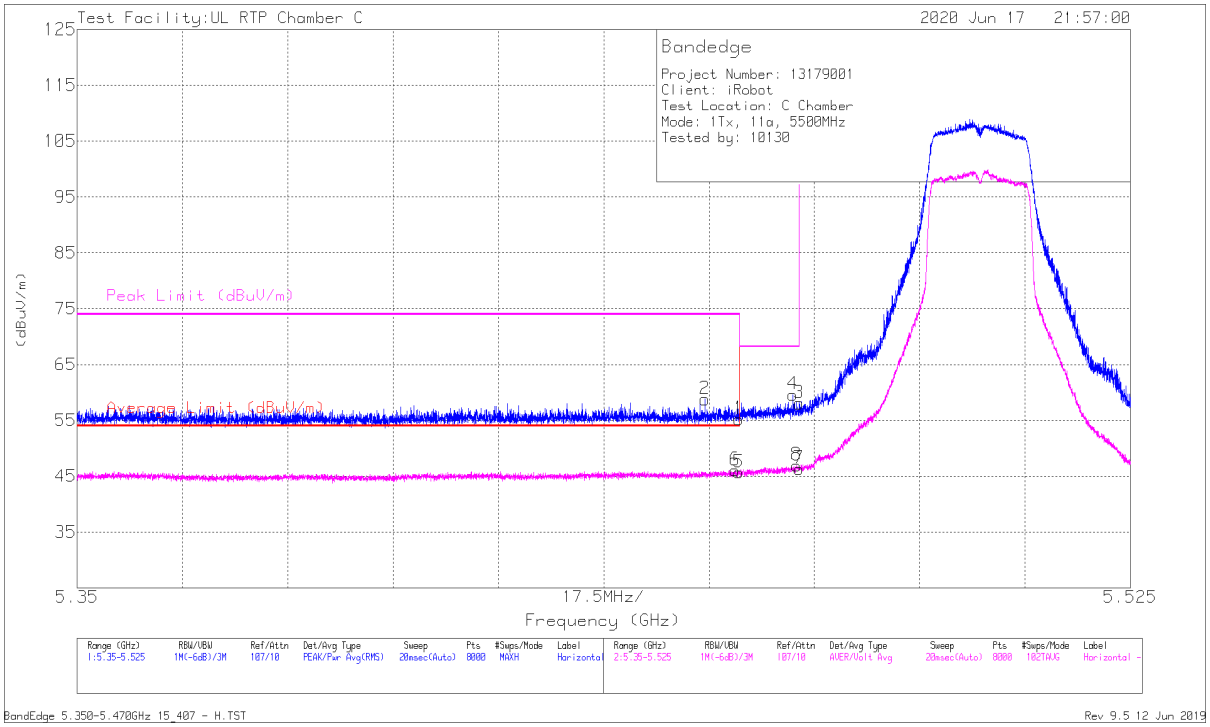

Marker	Frequency (GHz)	Meter Reading (dBuV)	Det	AT0062 (dB/m)	Amp/Cbl/Fltr/Pad (dB)	DC Corr (dB)	Corrected Reading (dBuV/m)	Average Limit (dBuV/m)	Margin (dB)	Peak Limit (dBuV/m)	PK Margin (dB)	Azimuth (Degs)	Height (cm)	Polarity
1	* ** 5.45998	36.24	Pk	34.6	-15.6	0	55.24	-	-	74	-18.76	85	148	H
2	* ** 5.45431	39.8	Pk	34.6	-15.6	0	58.8	-	-	74	-15.2	85	148	H
5	* ** 5.45998	26.46	ADV	34.6	-15.6	.23	45.69	54	-8.31	-	-	85	148	H
6	* ** 5.4593	26.83	ADV	34.6	-15.6	.23	46.06	54	-7.94	-	-	85	148	H
4	5.46895	40.43	Pk	34.6	-15.4	0	59.63	-	-	68.2	-8.57	85	148	H
8	5.46952	27.52	ADV	34.6	-15.4	.23	46.95	-	-	-	-	85	148	H
3	5.46998	38.88	Pk	34.6	-15.4	0	58.08	-	-	68.2	-10.12	85	148	H
7	5.46998	26.93	ADV	34.6	-15.4	.23	46.36	-	-	-	-	85	148	H

* - indicates frequency in CFR47 Pt 15 / IC RSS-Restricted Band
** - indicates frequency in Taiwan NCC LP0002 Restricted Band
Pk - Peak detector
ADV - Linear Voltage Average

UL LLC
12 Laboratory Dr., RTP, NC 27709, USA TEL:(919) 549-1400
This report shall not be reproduced except in full, without the written approval of UL LLC.

VERTICAL RESULT

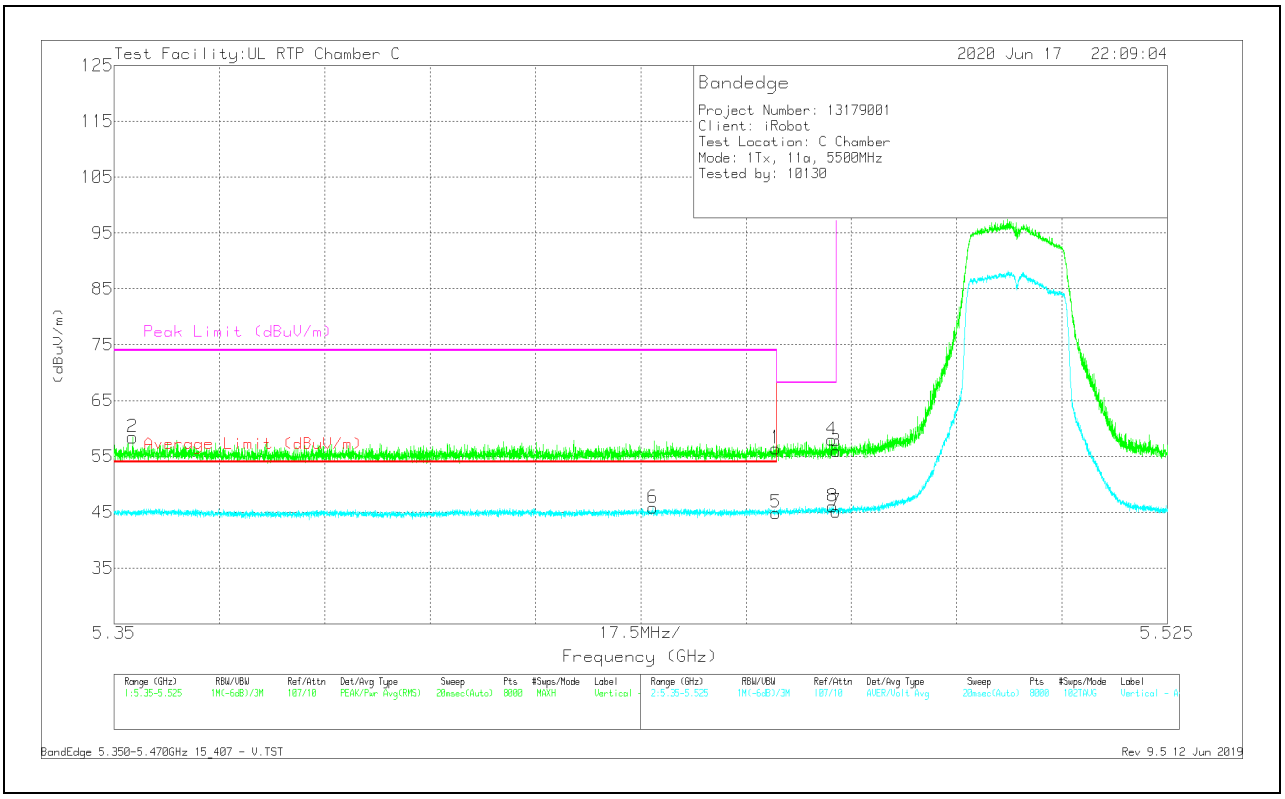

Marker	Frequency (GHz)	Meter Reading (dBuV)	Det	AT0062 (dB/m)	Amp/Cbl/Fltr/Pad (dB)	DC Corr (dB)	Corrected Reading (dBuV/m)	Average Limit (dBuV/m)	Margin (dB)	Peak Limit (dBuV/m)	PK Margin (dB)	Azimuth (Degs)	Height (cm)	Polarity
1	* ** 5.45998	37.44	Pk	34.6	-15.6	0	56.44	-	-	74	-17.56	118	357	V
2	* ** 5.35306	39.24	Pk	34.6	-15.4	0	58.44	-	-	74	-15.56	118	357	V
5	* ** 5.45998	25.67	ADV	34.6	-15.6	.23	44.9	54	-9.1	-	-	118	357	V
6	* ** 5.43948	26.37	ADV	34.6	-15.4	.23	45.8	54	-8.2	-	-	118	357	V
4	5.46926	38.77	Pk	34.6	-15.4	0	57.97	-	-	68.2	-10.23	118	357	V
8	5.46939	26.6	ADV	34.6	-15.4	.23	46.03	-	-	-	-	118	357	V
3	5.46998	36.71	Pk	34.6	-15.4	0	55.91	-	-	68.2	-12.29	118	357	V
7	5.46998	25.74	ADV	34.6	-15.4	.23	45.17	-	-	-	-	118	357	V

* - indicates frequency in CFR47 Pt 15 / IC RSS-Restricted Band
** - indicates frequency in Taiwan NCC LP0002 Restricted Band
Pk - Peak detector
ADV - Linear Voltage Average

UL LLC
12 Laboratory Dr., RTP, NC 27709, USA TEL:(919) 549-1400
This report shall not be reproduced except in full, without the written approval of UL LLC.

BANDEDGE (HIGH CHANNEL)

HORIZONTAL RESULT

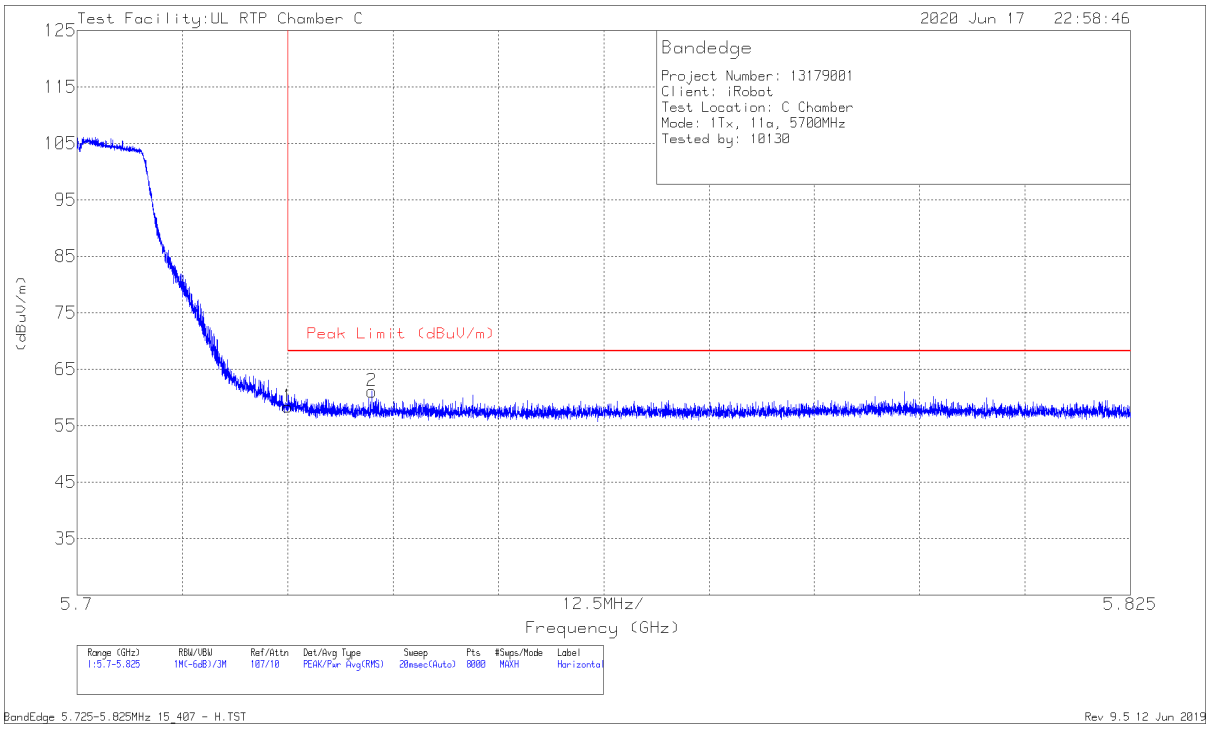

Marker	Frequency (GHz)	Meter Reading (dBuV)	Det	AT0062 (dB/m)	Amp/Cbl/Fltr/Pad (dB)	DC Corr (dB)	Corrected Reading (dBuV/m)	Peak Limit (dBuV/m)	PK Margin (dB)	Azimuth (Degs)	Height (cm)	Polarity
1	5.725	38.55	Pk	34.6	-14.8	0	58.35	68.2	-9.85	126	132	H
2	5.73497	40.99	Pk	34.7	-14.6	0	61.09	68.2	-7.11	126	132	H

Pk - Peak detector

UL LLC
12 Laboratory Dr., RTP, NC 27709, USA TEL:(919) 549-1400
This report shall not be reproduced except in full, without the written approval of UL LLC.

VERTICAL RESULT

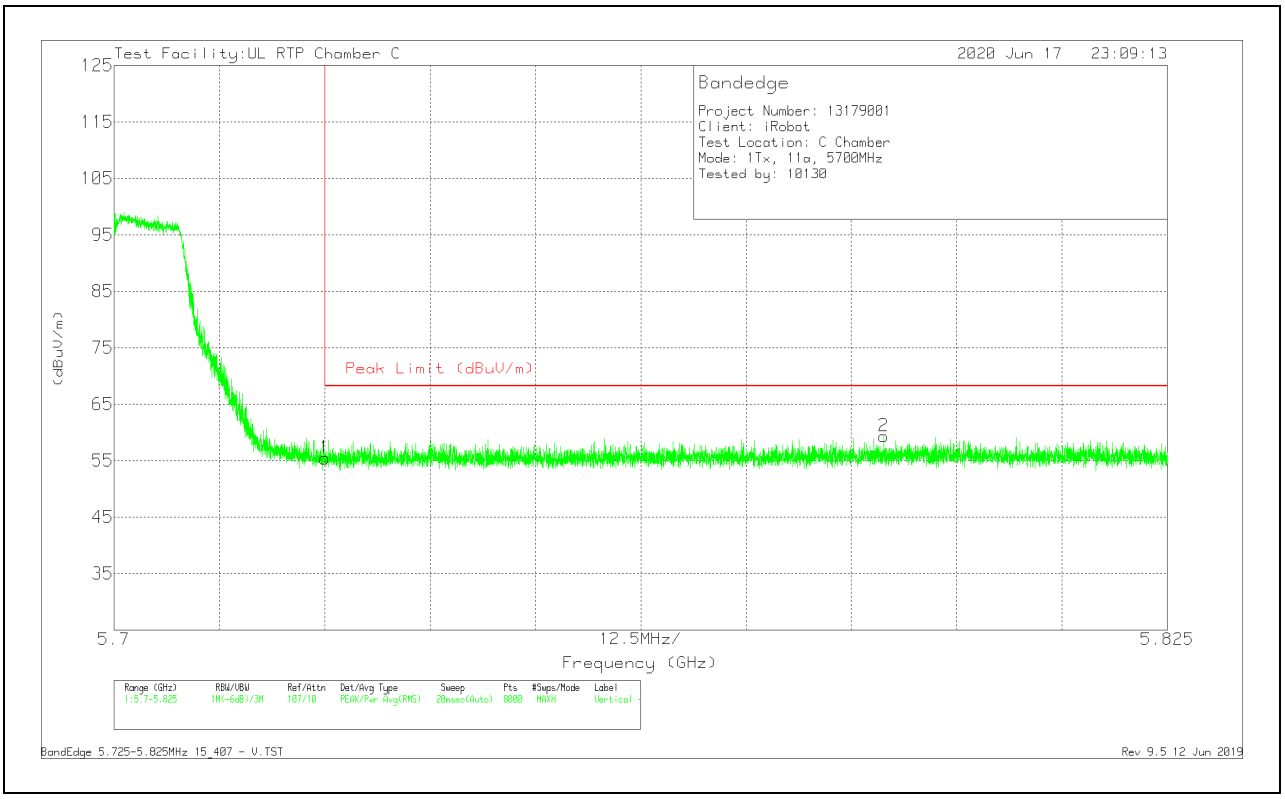

Marker	Frequency (GHz)	Meter Reading (dBuV)	Det	AT0062 (dB/m)	Amp/Cbl/Fltr/Pad (dB)	Corrected Reading (dBuV/m)	Peak Limit (dBuV/m)	PK Margin (dB)	Azimuth (Degs)	Height (cm)	Polarity
1	5.725	35.62	Pk	34.6	-14.8	55.42	68.2	-12.78	198	284	V
2	5.79132	38.92	Pk	34.8	-14.4	59.32	68.2	-8.88	198	284	V

Pk - Peak detector

UL LLC
12 Laboratory Dr., RTP, NC 27709, USA TEL:(919) 549-1400
This report shall not be reproduced except in full, without the written approval of UL LLC.

HARMONICS AND SPURIOUS EMISSIONS

LOW CHANNEL RESULTS

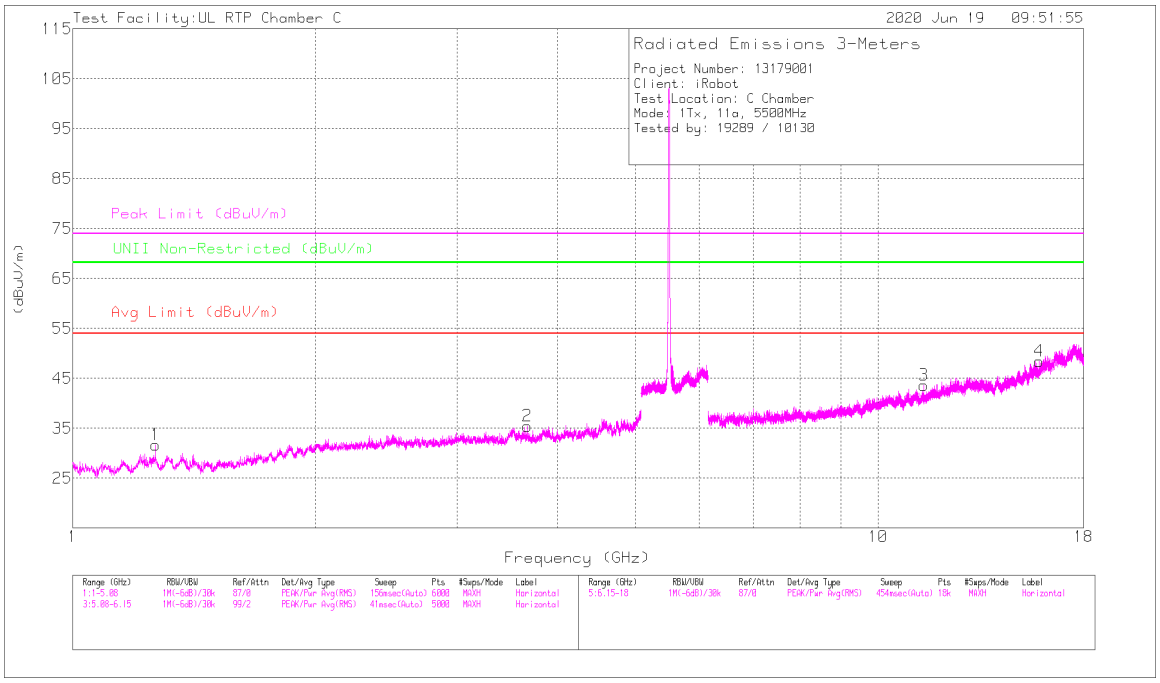

HORIZONTAL

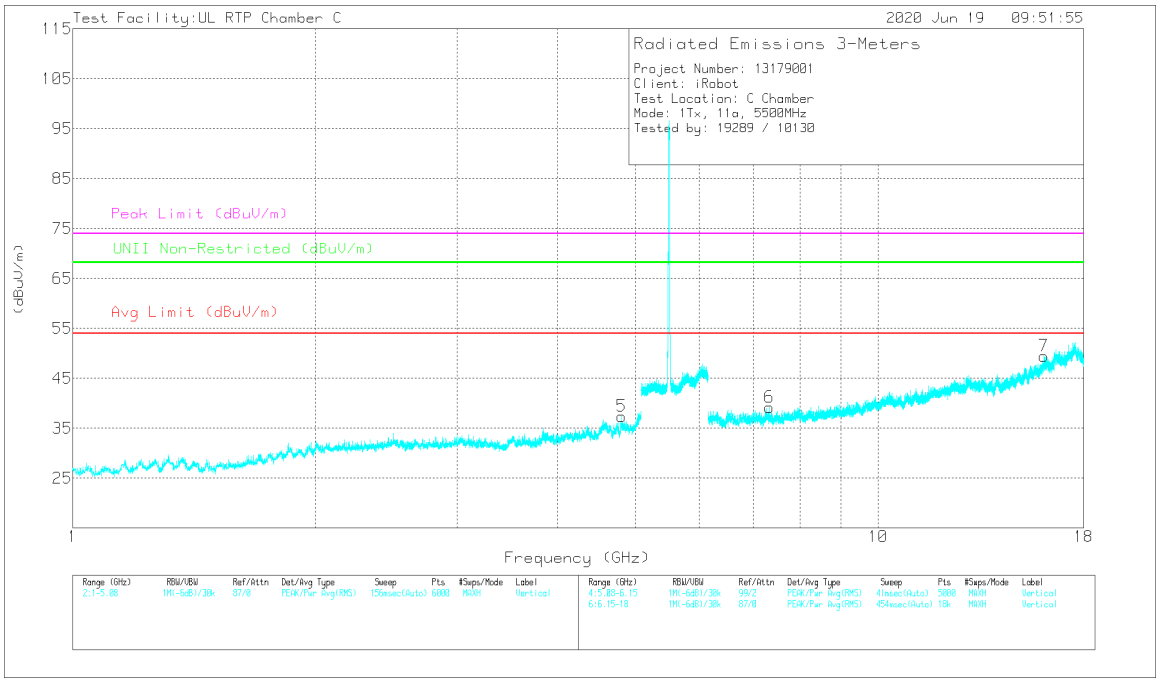

VERTICAL

UL LLC
12 Laboratory Dr., RTP, NC 27709, USA TEL:(919) 549-1400

This report shall not be reproduced except in full, without the written approval of UL LLC.

RADIATED EMISSIONS

Marker	Frequency (GHz)	Meter Reading (dBuV)	Det	AT0062 (dB/m)	Amp/Cbl/Fltr/Pad (dB)	DC Corr (dB)	Corrected Reading (dBuV/m)	Avg Limit (dBuV/m)	Margin (dB)	Peak Limit (dBuV/m)	PK Margin (dB)	UNII Non-Restricted (dBuV/m)	PK Margin (dB)	Azimuth (Degs)	Height (cm)	Polarity
1	* 1.26708	64.33	PK-U	28.5	-55.3	0	37.53	-	-	74	-36.47	-	-	220	102	H
	* 1.2672	53.87	ADV	28.5	-55.3	.23	27.3	54	-26.7	-	-	-	-	220	102	H
2	* ** 3.66666	56.69	PK-U	33.2	-49.5	0	40.39	-	-	74	-33.61	-	-	159	102	H
	* ** 3.66663	46.03	ADV	33.2	-49.5	.23	29.96	54	-24.04	-	-	-	-	159	102	H
5	* ** 4.80721	56.33	PK-U	34.1	-48.8	0	41.63	-	-	74	-32.37	-	-	322	102	V
	* ** 4.80712	43.48	ADV	34.1	-48.8	.23	29.01	54	-24.99	-	-	-	-	322	102	V
3	* ** 11.40705	52.14	PK-U	38	-42	0	48.14	-	-	74	-25.86	-	-	268	102	H
	* ** 11.40752	39.36	ADV	38	-42	.23	35.59	54	-18.41	-	-	-	-	268	102	H
4	* ** 15.85507	50.52	PK-U	40.9	-37.5	0	53.92	-	-	74	-20.08	-	-	40	118	H
	* ** 15.85708	37.87	ADV	40.9	-37.6	.23	41.4	54	-12.6	-	-	-	-	40	118	H
6	* ** 7.3332	57.46	PK-U	35.7	-47.3	0	45.86	-	-	74	-28.14	-	-	145	103	V
	* ** 7.33334	46.65	ADV	35.7	-47.3	.23	35.28	54	-18.72	-	-	-	-	145	103	V
7	* ** 16.08205	51.14	PK-U	41.3	-36.8	0	55.64	-	-	74	-18.36	-	-	342	283	V
	* ** 16.08382	37.93	ADV	41.3	-36.8	.23	42.66	54	-11.34	-	-	-	-	342	283	V

* - indicates frequency in CFR47 Pt 15 / IC RSS-Restricted Band
** - indicates frequency in Taiwan NCC LP0002 Restricted Band
PK-U - Maximum Peak
ADV - Linear Voltage Average

UL LLC
12 Laboratory Dr., RTP, NC 27709, USA TEL:(919) 549-1400
This report shall not be reproduced except in full, without the written approval of UL LLC.

MID CHANNEL RESULTS

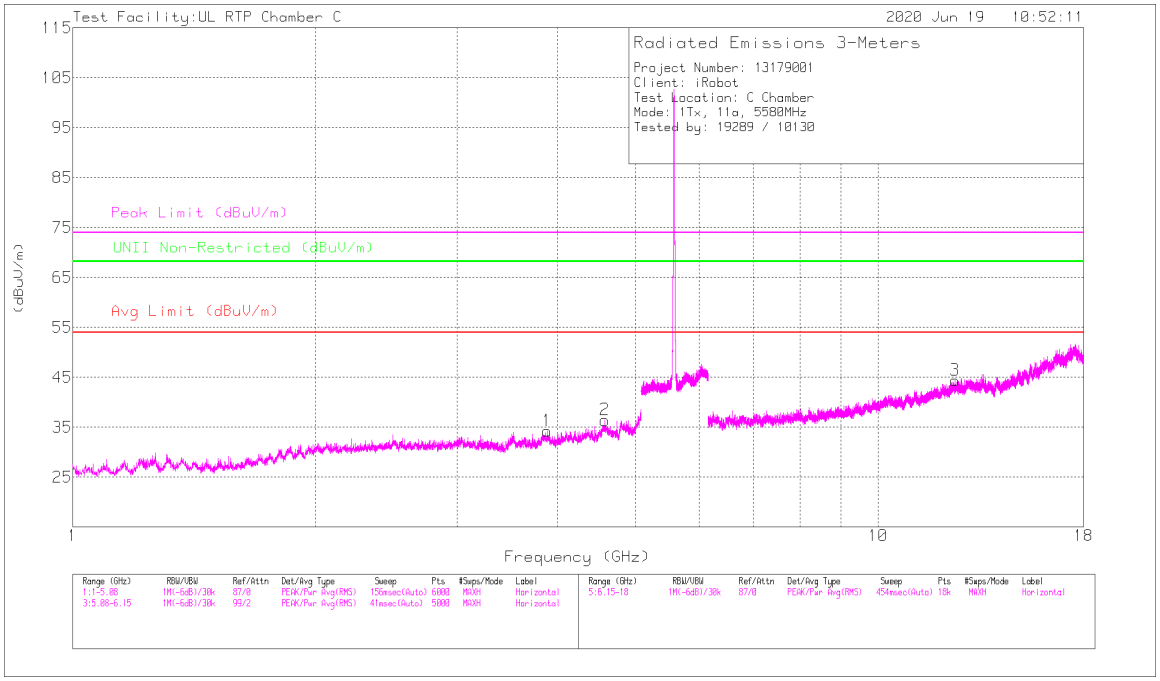

HORIZONTAL

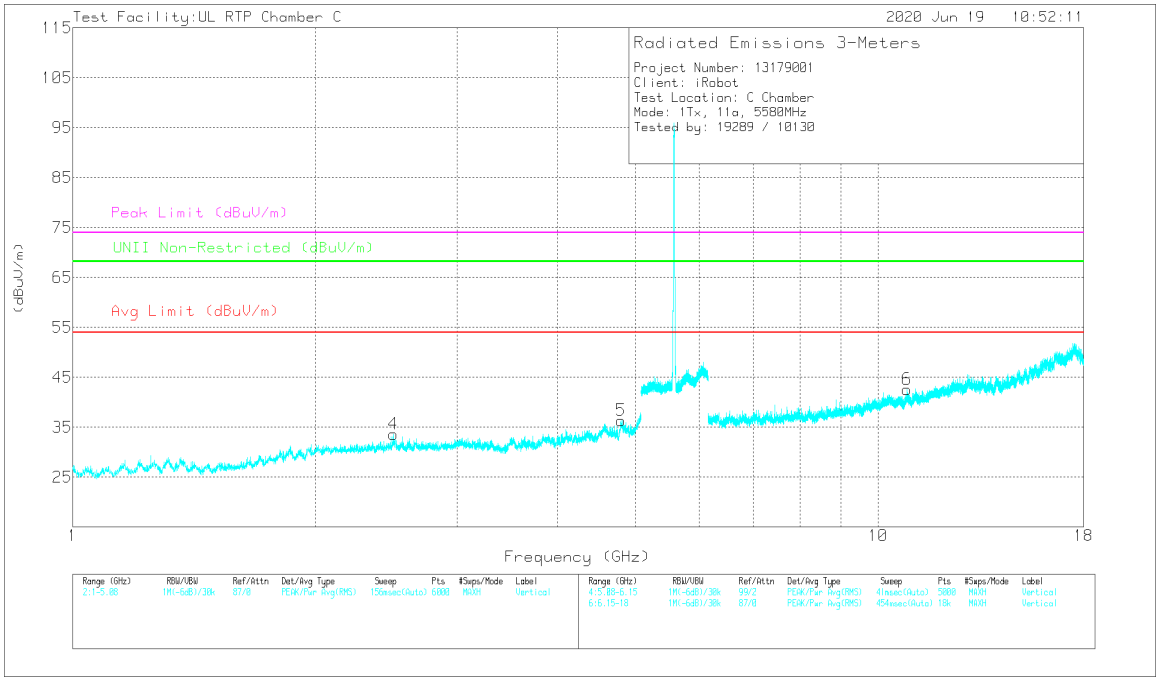

VERTICAL

UL LLC
12 Laboratory Dr., RTP, NC 27709, USA
TEL:(919) 549-1400

This report shall not be reproduced except in full, without the written approval of UL LLC.

RADIATED EMISSIONS

Marker	Frequency (GHz)	Meter Reading (dBuV)	Det	AT0062 (dB/m)	Amp/Cbl/Fltr/Pad (dB)	DC Corr (dB)	Corrected Reading (dBuV/m)	Avg Limit (dBuV/m)	Margin (dB)	Peak Limit (dBuV/m)	PK Margin (dB)	UNII Non-Restricted (dBuV/m)	PK Margin (dB)	Azimuth (Degs)	Height (cm)	Polarity
1	* ** 3.88529	56.54	PK-U	33.5	-49.7	0	40.34	-	-	74	-33.66	-	-	251	102	H
	* ** 3.88547	43.35	ADV	33.5	-49.7	.23	27.38	54	-26.62	-	-	-	-	251	102	H
2	* ** 4.57875	57.92	PK-U	34.1	-49.7	0	42.32	-	-	74	-31.68	-	-	144	102	H
	* ** 4.57932	44.34	ADV	34.1	-49.7	.23	28.97	54	-25.03	-	-	-	-	144	102	H
4	** 2.50345	58.91	PK-U	32.7	-52	0	39.61	-	-	-	-	68.2	-28.59	100	209	V
	** 2.50149	45.96	ADV	32.7	-52.1	.23	26.79	-	-	-	-	-	-	100	209	V
5	* ** 4.79715	56.48	PK-U	34.1	-48.6	0	41.98	-	-	74	-32.02	-	-	101	102	V
	* ** 4.79729	43.67	ADV	34.1	-48.6	.23	29.4	54	-24.6	-	-	-	-	101	102	V
3	* ** 12.45634	52.08	PK-U	39	-41	0	50.08	-	-	74	-23.92	-	-	89	166	H
	* ** 12.4564	39.01	ADV	39	-41	.23	37.24	54	-16.76	-	-	-	-	89	166	H
6	* ** 10.86806	52.81	PK-U	37.7	-42.3	0	48.21	-	-	74	-25.79	-	-	5	115	V
	* ** 10.86794	39.66	ADV	37.7	-42.3	.23	35.29	54	-18.71	-	-	-	-	5	115	V

* - indicates frequency in CFR47 Pt 15 / IC RSS-Restricted Band
** - indicates frequency in Taiwan NCC LP0002 Restricted Band
PK-U - Maximum Peak
ADV - Linear Voltage Average

UL LLC
12 Laboratory Dr., RTP, NC 27709, USA TEL:(919) 549-1400
This report shall not be reproduced except in full, without the written approval of UL LLC.

HIGH CHANNEL RESULTS

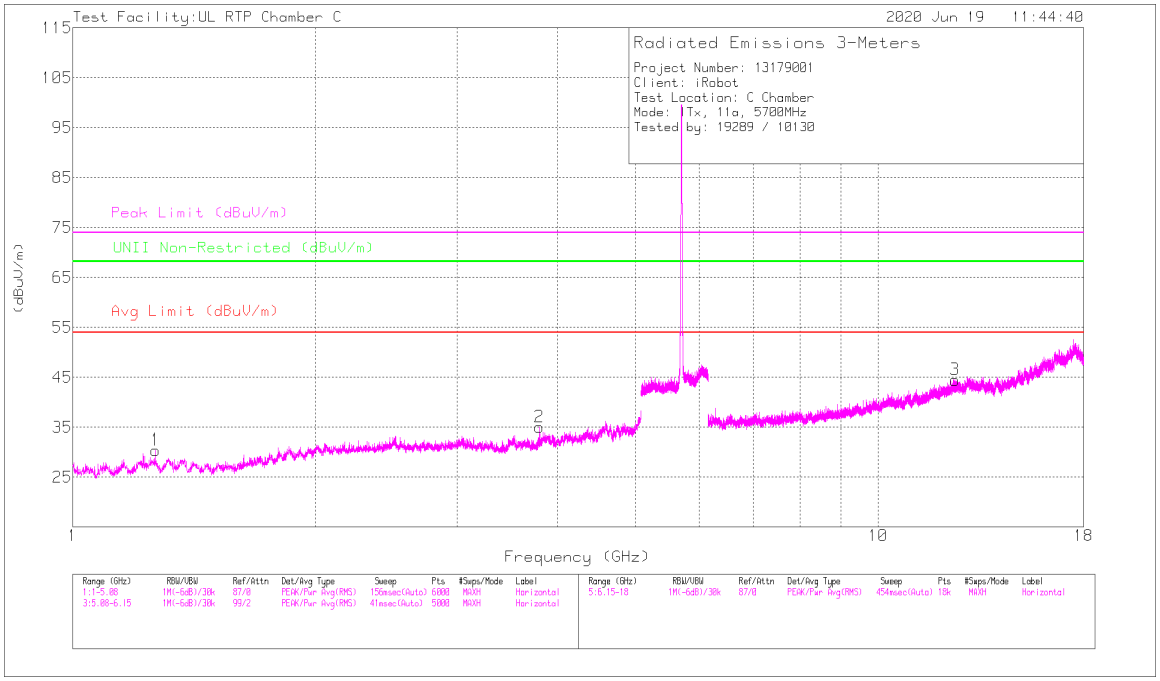

HORIZONTAL

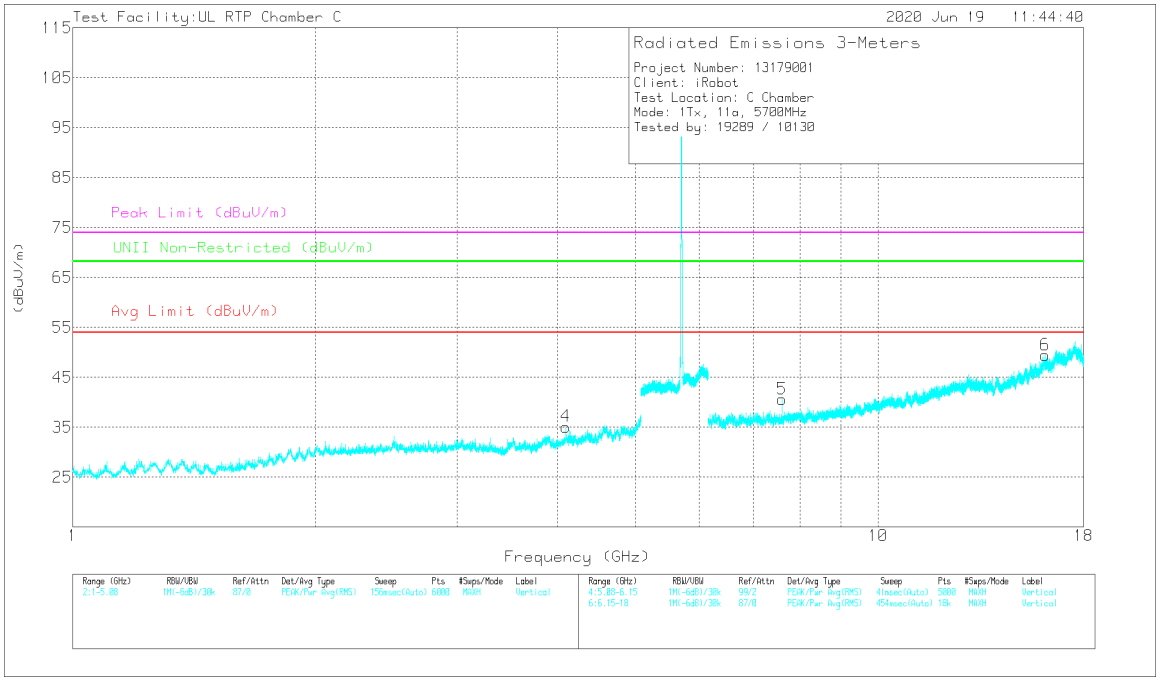

VERTICAL

UL LLC
12 Laboratory Dr., RTP, NC 27709, USA TEL:(919) 549-1400

This report shall not be reproduced except in full, without the written approval of UL LLC.

RADIATED EMISSIONS

Marker	Frequency (GHz)	Meter Reading (dBuV)	Det	AT0062 (dB/m)	Amp/Cbl/Fltr/Pad (dB)	DC Corr (dB)	Corrected Reading (dBuV/m)	Avg Limit (dBuV/m)	Margin (dB)	Peak Limit (dBuV/m)	PK Margin (dB)	UNII Non-Restricted (dBuV/m)	PK Margin (dB)	Azimuth (Degs)	Height (cm)	Polarity
1	* 1.26716	63.98	PK-U	28.5	-55.3	0	37.18	-	-	74	-36.82	-	-	230	102	H
	* 1.26721	53.76	ADV	28.5	-55.3	.23	27.19	54	-26.81	-	-	-	-	230	102	H
2	* ** 3.80001	57.75	PK-U	33.6	-49.8	0	41.55	-	-	74	-32.45	-	-	149	102	H
	* ** 3.80002	47.89	ADV	33.6	-49.8	.23	31.92	54	-22.08	-	-	-	-	149	102	H
4	* ** 4.09631	56.44	PK-U	33.5	-49.9	0	40.04	-	-	74	-33.96	-	-	164	102	V
	* ** 4.09549	43.46	ADV	33.5	-50	.23	27.19	54	-26.81	-	-	-	-	164	102	V
3	* ** 12.46984	53.15	PK-U	39	-41	0	51.15	-	-	74	-22.85	-	-	312	112	H
	* ** 12.46955	39.7	ADV	39	-41	.23	37.93	54	-16.07	-	-	-	-	312	112	H
5	* ** 7.59991	57.22	PK-U	35.8	-46.7	0	46.32	-	-	74	-27.68	-	-	337	102	V
	* ** 7.59995	49.09	ADV	35.8	-46.7	.23	38.42	54	-15.58	-	-	-	-	337	102	V
6	* ** 16.12363	50.8	PK-U	41.3	-37.3	0	54.8	-	-	74	-19.2	-	-	259	102	V
	* ** 16.12491	38.43	ADV	41.3	-37.3	.23	42.66	54	-11.34	-	-	-	-	259	102	V

* - indicates frequency in CFR47 Pt 15 / IC RSS-Restricted Band
** - indicates frequency in Taiwan NCC LP0002 Restricted Band
PK-U - Maximum Peak
ADV - Linear Voltage Average

UL LLC
12 Laboratory Dr., RTP, NC 27709, USA TEL:(919) 549-1400
This report shall not be reproduced except in full, without the written approval of UL LLC.

10.1.10. TX ABOVE 1 GHz 802.11n HT20 MODE IN THE 5.6 GHz BAND

1TX External Antenna MODE

BANDEDGE (LOW CHANNEL)

HORIZONTAL RESULT

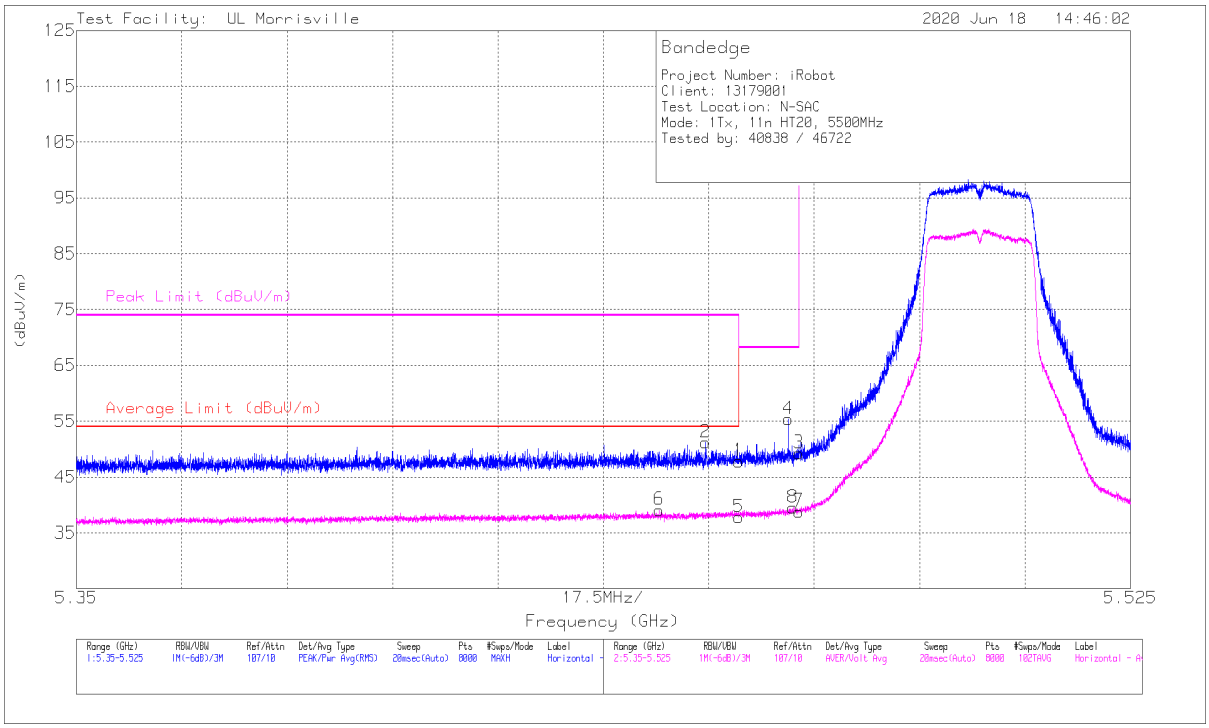

Marker	Frequency (GHz)	Meter Reading (dBuV)	Det	AT0072 dB(/m)	Amp/Cbl/Fltr/Pad (dB)	DC Corr (dB)	Corrected Reading (dBuV/m)	Average Limit (dBuV/m)	Margin (dB)	Peak Limit (dBuV/m)	PK Margin (dB)	Azimuth (Degs)	Height (cm)	Polarity
1	* ** 5.45998	35.43	Pk	34.4	-22	0	47.83	-	-	74	-26.17	54	107	H
2	* ** 5.45449	38.8	Pk	34.4	-22	0	51.2	-	-	74	-22.8	54	107	H
5	* ** 5.45998	25.18	ADV	34.4	-22	.24	37.82	54	-16.18	-	-	54	107	H
6	* ** 5.44677	26.56	ADV	34.3	-22	.24	39.1	54	-14.9	-	-	54	107	H
4	5.46819	42.98	Pk	34.4	-22	0	55.38	-	-	68.2	-12.82	54	107	H
8	5.46897	26.91	ADV	34.4	-22	.24	39.55	-	-	-	-	54	107	H
3	5.46998	36.77	Pk	34.4	-21.9	0	49.27	-	-	68.2	-18.93	54	107	H
7	5.46998	26.09	ADV	34.4	-21.9	.24	38.83	-	-	-	-	54	107	H

* - indicates frequency in CFR47 Pt 15 / IC RSS-Restricted Band
** - indicates frequency in Taiwan NCC LP0002 Restricted Band
Pk - Peak detector
ADV - Linear Voltage Average

UL LLC
12 Laboratory Dr., RTP, NC 27709, USA TEL:(919) 549-1400
This report shall not be reproduced except in full, without the written approval of UL LLC.

VERTICAL RESULT

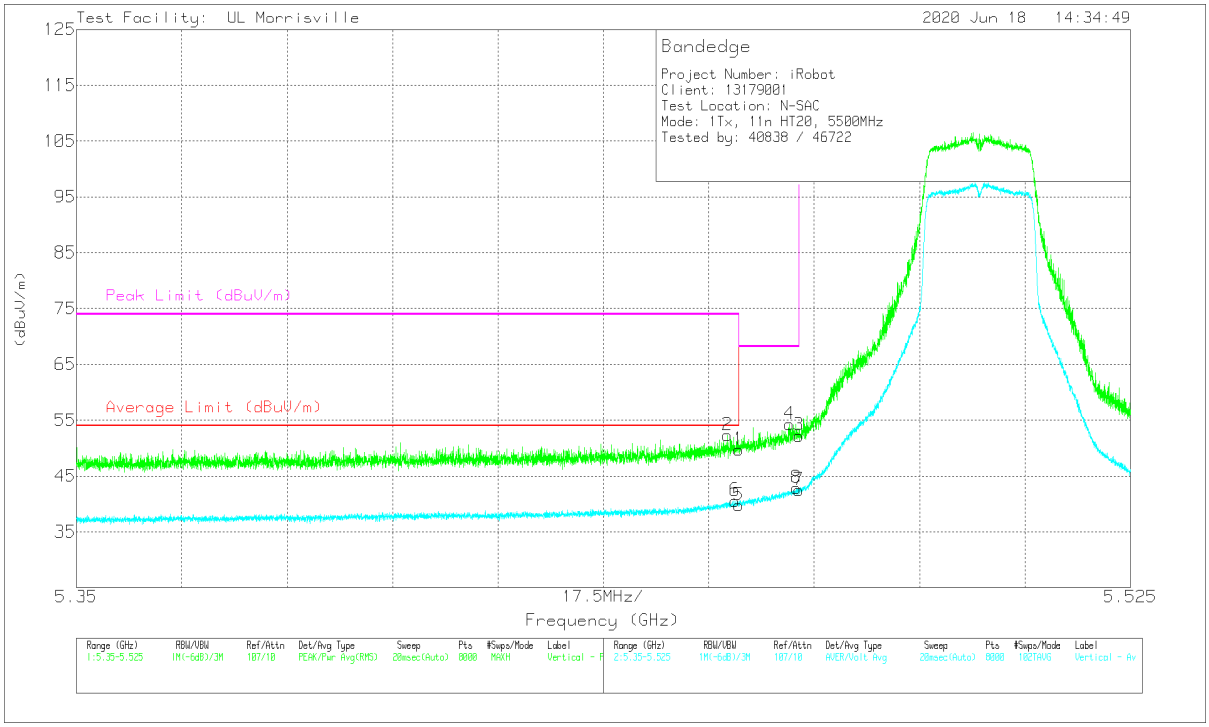

Marker	Frequency (GHz)	Meter Reading (dBuV)	Det	AT0072 dB(/m)	Amp/Cbl/Fltr/Pad (dB)	DC Corr (dB)	Corrected Reading (dBuV/m)	Average Limit (dBuV/m)	Margin (dB)	Peak Limit (dBuV/m)	PK Margin (dB)	Azimuth (Degs)	Height (cm)	Polarity
1	* ** 5.45998	37.32	Pk	34.4	-22	0	49.72	-	-	74	-24.28	29	116	V
2	* ** 5.45808	39.91	Pk	34.4	-22	0	52.31	-	-	74	-21.69	29	116	V
5	* ** 5.45998	27.13	ADV	34.4	-22	.24	39.77	54	-14.23	-	-	29	116	V
6	* ** 5.45932	27.92	ADV	34.4	-22	.24	40.56	54	-13.44	-	-	29	116	V
4	5.46838	41.85	Pk	34.4	-22	0	54.25	-	-	68.2	-13.95	29	116	V
8	5.46952	30.19	ADV	34.4	-22	.24	42.83	-	-	-	-	29	116	V
3	5.46998	39.75	Pk	34.4	-21.9	0	52.25	-	-	68.2	-15.95	29	116	V
7	5.46998	29.72	ADV	34.4	-21.9	.24	42.46	-	-	-	-	29	116	V

* - indicates frequency in CFR47 Pt 15 / IC RSS-Restricted Band
** - indicates frequency in Taiwan NCC LP0002 Restricted Band
Pk - Peak detector
ADV - Linear Voltage Average

UL LLC
12 Laboratory Dr., RTP, NC 27709, USA TEL:(919) 549-1400
This report shall not be reproduced except in full, without the written approval of UL LLC.

BANDEDGE (HIGH CHANNEL)

HORIZONTAL RESULT

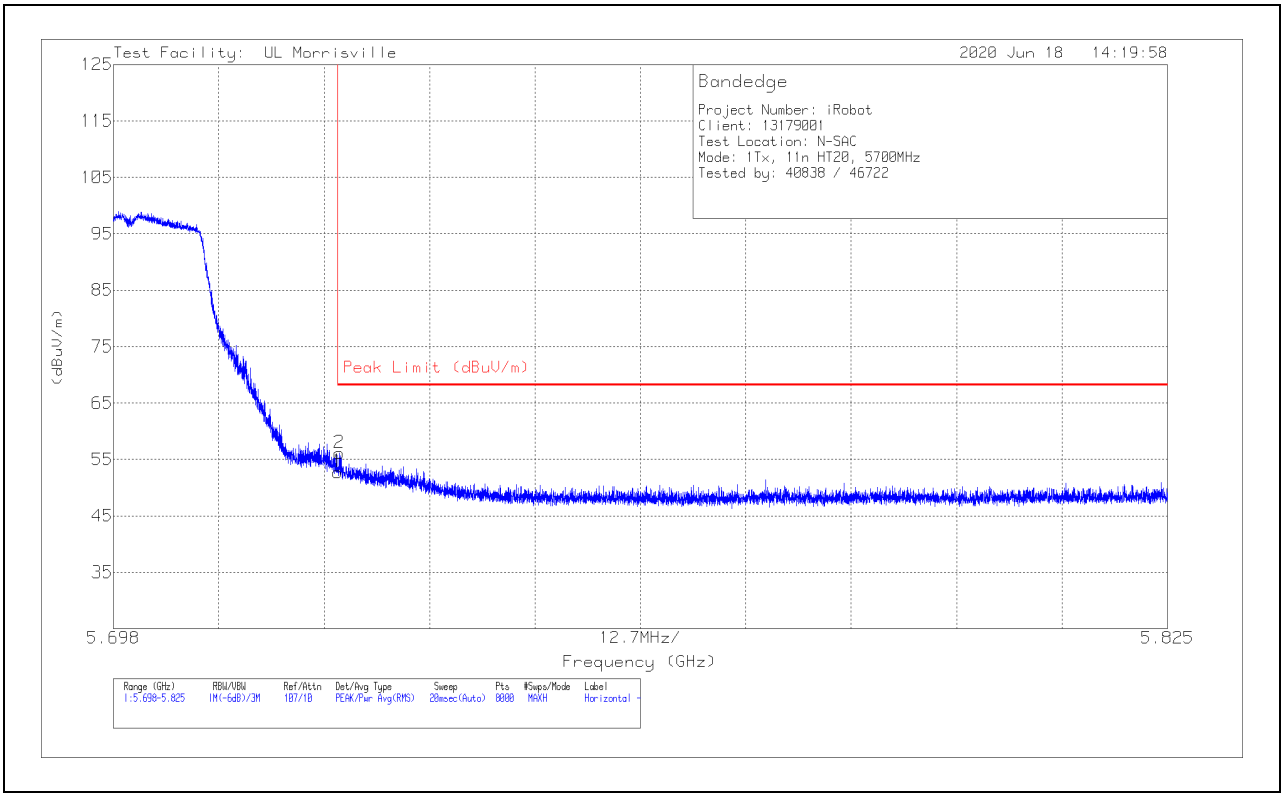

Marker	Frequency (GHz)	Meter Reading (dBuV)	Det	AT0072 dB(/m)	Amp/Cbl/Fltr/Pad (dB)	DC Corr (dB)	Corrected Reading (dBuV/m)	Peak Limit (dBuV/m)	PK Margin (dB)	Azimuth (Degs)	Height (cm)	Polarity
1	5.72501	39.98	Pk	34.6	-21.8	0	52.78	68.2	-15.42	5	110	H
2	5.72521	43.33	Pk	34.6	-21.8	0	56.13	68.2	-12.07	5	110	H

Pk - Peak detector

UL LLC
12 Laboratory Dr., RTP, NC 27709, USA TEL:(919) 549-1400
This report shall not be reproduced except in full, without the written approval of UL LLC.

VERTICAL RESULT

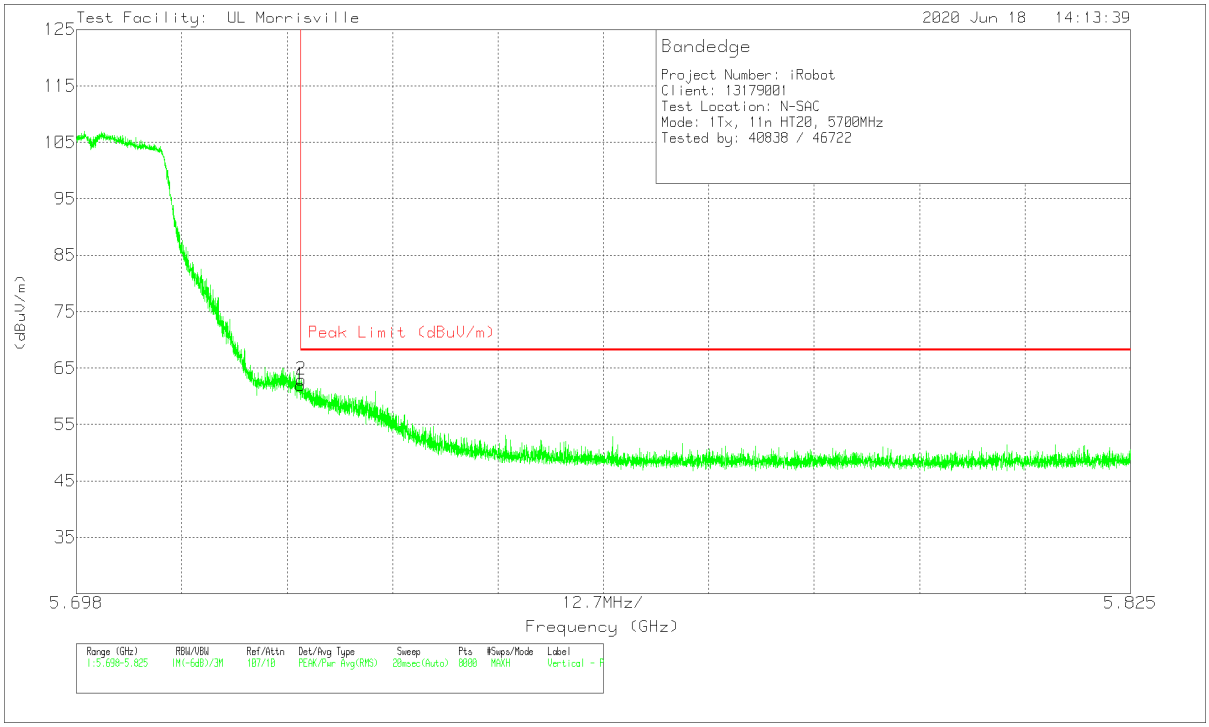

Marker	Frequency (GHz)	Meter Reading (dBuV)	Det	AT0072 dB(/m)	Amp/Cbl/Fltr/Pad (dB)	DC Corr (dB)	Corrected Reading (dBuV/m)	Peak Limit (dBuV/m)	PK Margin (dB)	Azimuth (Degs)	Height (cm)	Polarity
1	5.72501	49.16	Pk	34.6	-21.8	0	61.96	68.2	-6.24	5	110	V
2	5.72509	50.11	Pk	34.6	-21.8	0	62.91	68.2	-5.29	5	110	V

Pk - Peak detector

UL LLC
12 Laboratory Dr., RTP, NC 27709, USA TEL:(919) 549-1400
This report shall not be reproduced except in full, without the written approval of UL LLC.

HARMONICS AND SPURIOUS EMISSIONS

LOW CHANNEL RESULTS

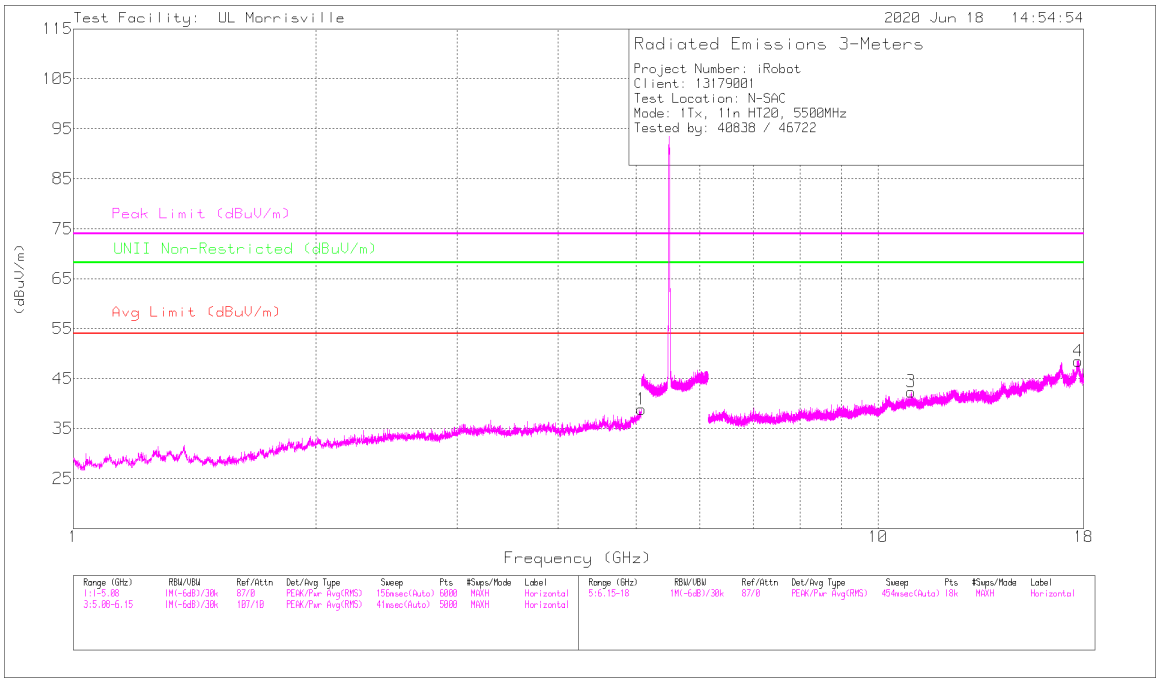

HORIZONTAL

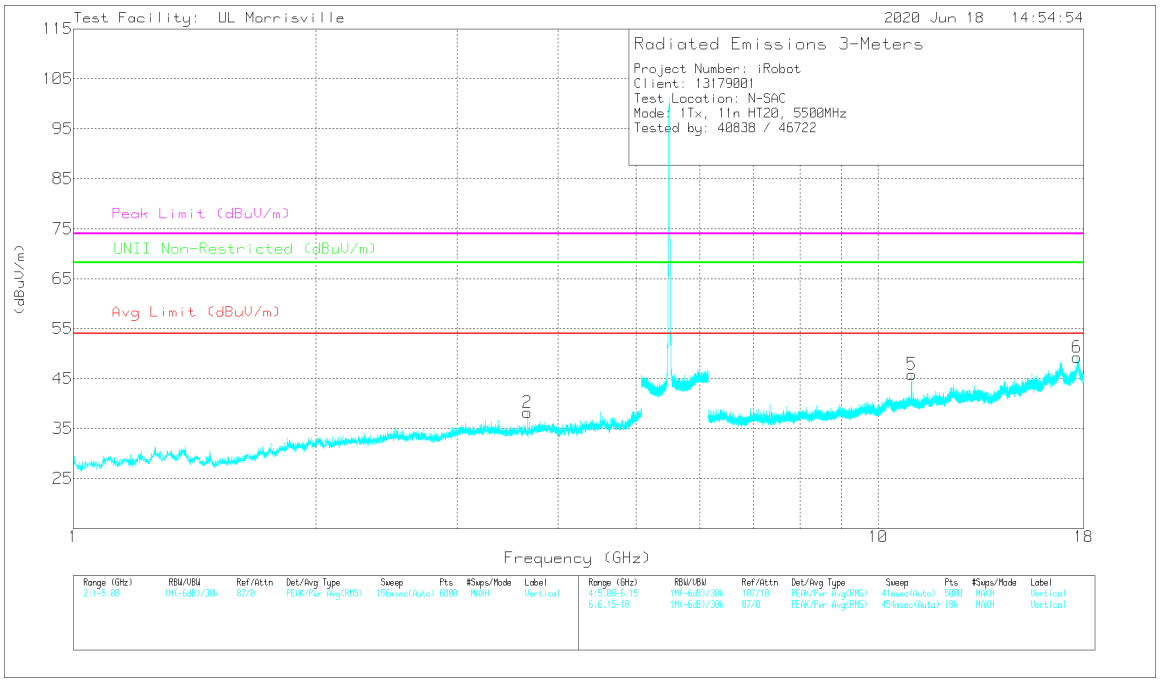

VERTICAL

UL LLC
12 Laboratory Dr., RTP, NC 27709, USA TEL:(919) 549-1400

This report shall not be reproduced except in full, without the written approval of UL LLC.

RADIATED EMISSIONS

Marker	Frequency (GHz)	Meter Reading (dBuV)	Det	AT0072 dB(/m)	Amp/Cbl/Fltr/Pad (dB)	DC Corr (dB)	Corrected Reading (dBuV/m)	Avg Limit (dBuV/m)	Margin (dB)	Peak Limit (dBuV/m)	PK Margin (dB)	UNII Non-Restricted (dBuV/m)	PK Margin (dB)	Azimuth (Degs)	Height (cm)	Polarity
1	* ** 5.07548	40.88	PK-U	34.2	-29.4	0	45.68	-	-	74	-28.32	-	-	176	169	H
	* ** 5.07746	27.46	ADV	34.2	-29.2	.24	32.7	54	-21.3	-	-	-	-	176	169	H
2	* ** 3.66679	42.4	PK-U	33	-32	0	43.4	-	-	74	-30.6	-	-	83	134	V
	* ** 3.66672	33.86	ADV	33	-32	.24	35.1	54	-18.9	-	-	-	-	83	134	V
3	* ** 11.00033	37.05	PK-U	37.9	-25	0	49.95	-	-	74	-24.05	-	-	0	121	H
	* ** 11.00009	24.19	ADV	37.9	-25	.24	37.33	54	-16.67	-	-	-	-	0	121	H
4	* ** 17.7313	34.03	PK-U	41.6	-19.7	0	55.93	-	-	74	-18.07	-	-	260	149	H
	* ** 17.73014	21.07	ADV	41.7	-19.7	.24	43.31	54	-10.69	-	-	-	-	260	149	H
5	* ** 11.00312	40.71	PK-U	37.9	-25	0	53.61	-	-	74	-20.39	-	-	243	225	V
	* ** 11.00149	26.14	ADV	37.9	-25	.24	39.28	54	-14.72	-	-	-	-	243	225	V
6	17.66301	35.6	PK-U	41.7	-21.7	0	55.6	-	-	-	-	68.2	-12.6	0	162	V

* - indicates frequency in CFR47 Pt 15 / IC RSS-Restricted Band
** - indicates frequency in Taiwan NCC LP0002 Restricted Band
PK-U - Maximum Peak
ADV - Linear Voltage Average

UL LLC
12 Laboratory Dr., RTP, NC 27709, USA TEL:(919) 549-1400
This report shall not be reproduced except in full, without the written approval of UL LLC.

MID CHANNEL RESULTS

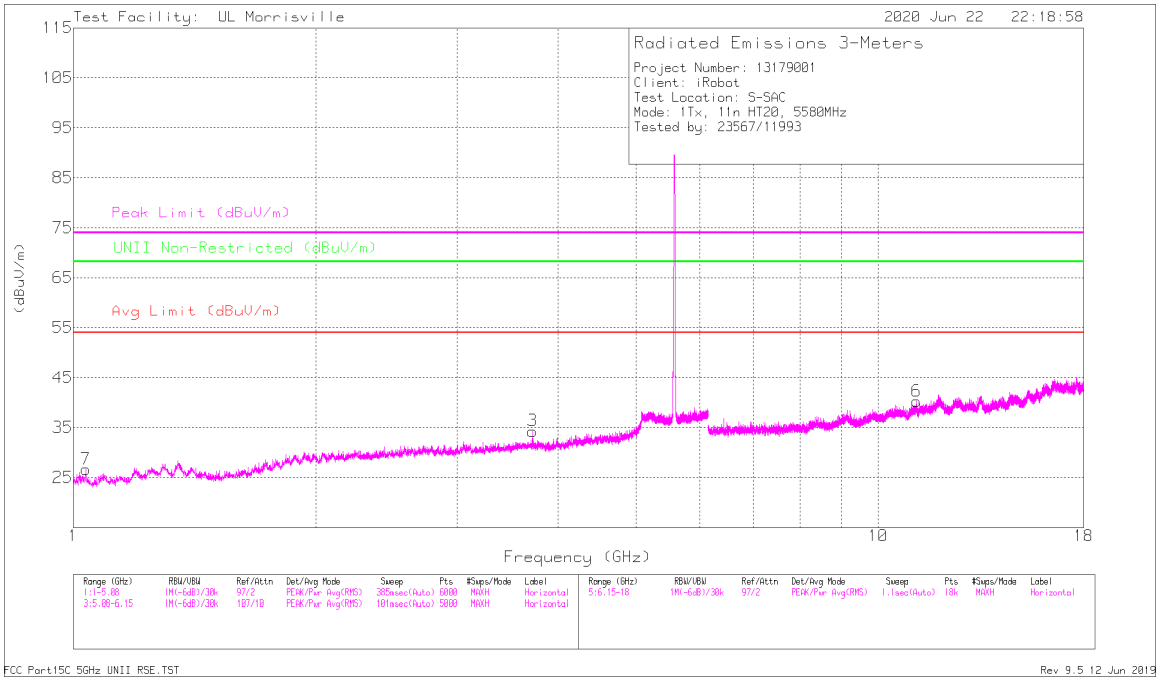

HORIZONTAL

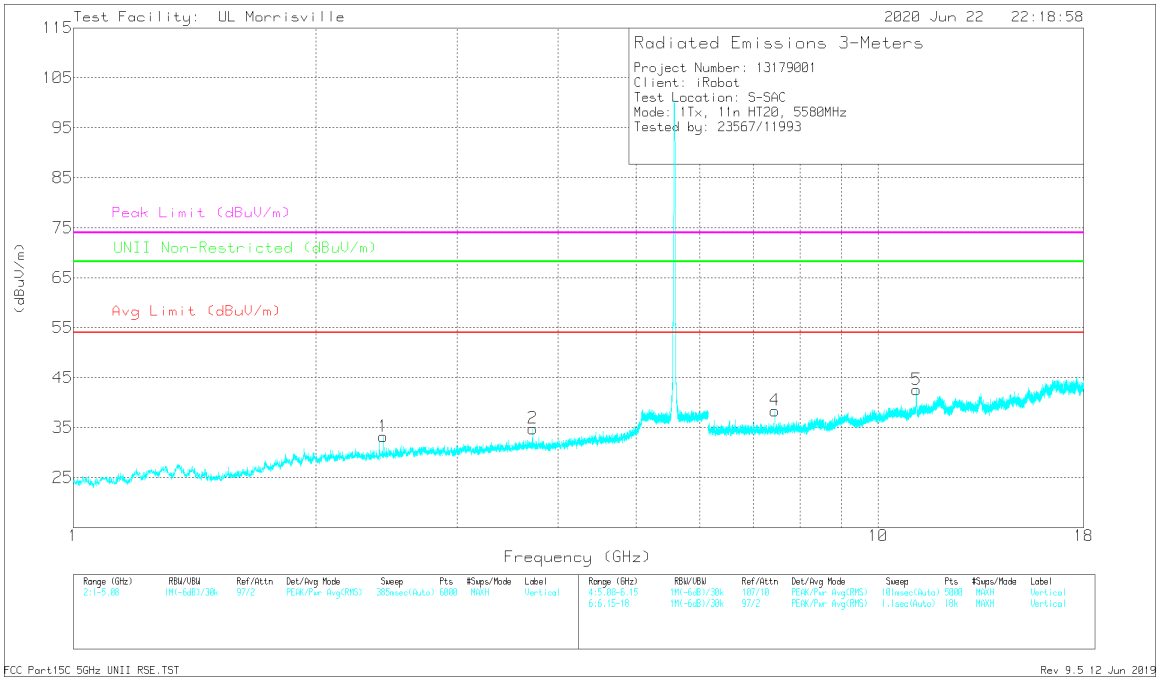

VERTICAL

UL LLC
12 Laboratory Dr., RTP, NC 27709, USA
TEL:(919) 549-1400

This report shall not be reproduced except in full, without the written approval of UL LLC.

RADIATED EMISSIONS

Marker	Frequency (GHz)	Meter Reading (dBuV)	Det	AT0078 (dB/m)	Amp/Cbl/Fltr/Pad (dB)	DC Corr (dB)	Corrected Reading (dBuV/m)	Avg Limit (dBuV/m)	Margin (dB)	Peak Limit (dBuV/m)	PK Margin (dB)	UNII Non-Restricted (dBuV/m)	PK Margin (dB)	Azimuth (Degs)	Height (cm)	Polarity
3	* ** 3.71986	40.01	PK-U	33.2	-32.2	0	41.01	-	-	74	-32.99	-	-	93	140	H
	* ** 3.71997	31.39	ADV	33.2	-32.2	.24	32.63	54	-21.37	-	-	-	-	93	140	H
7	* ** 1.03661	41.57	PK-U	27	-35.3	0	33.27	-	-	74	-40.73	-	-	189	254	H
	* ** 1.0368	32.39	ADV	27	-35.3	.24	24.33	54	-29.67	-	-	-	-	189	254	H
2	* ** 3.71994	39.91	PK-U	33.2	-32.2	0	40.91	-	-	74	-33.09	-	-	111	109	V
	* ** 3.72001	32.78	ADV	33.2	-32.2	.24	34.02	54	-19.98	-	-	-	-	111	109	V
6	* ** 11.1613	35.81	PK-U	37.9	-24.7	0	49.01	-	-	74	-24.99	-	-	78	126	H
	* ** 11.16002	25.08	ADV	37.9	-24.7	.24	38.52	54	-15.48	-	-	-	-	78	126	H
4	* ** 7.43989	38.54	PK-U	35.6	-28.1	0	46.04	-	-	74	-27.96	-	-	72	104	V
	* ** 7.43998	31.51	ADV	35.6	-28.1	.24	39.25	54	-14.75	-	-	-	-	72	104	V
5	* ** 11.15712	37.52	PK-U	37.9	-24.6	0	50.82	-	-	74	-23.18	-	-	328	221	V
	* ** 11.15497	26.03	ADV	37.9	-24.6	.24	39.57	54	-14.43	-	-	-	-	328	221	V
1	2.42598	42.07	PK-U	32.1	-34.2	0	39.97	-	-	-	-	68.2	-28.23	24	119	V

* - indicates frequency in CFR47 Pt 15 / IC RSS-Restricted Band
** - indicates frequency in Taiwan NCC LP0002 Restricted Band
PK-U - Maximum Peak
ADV - Linear Voltage Average

UL LLC
12 Laboratory Dr., RTP, NC 27709, USA TEL:(919) 549-1400
This report shall not be reproduced except in full, without the written approval of UL LLC.

HIGH CHANNEL RESULTS

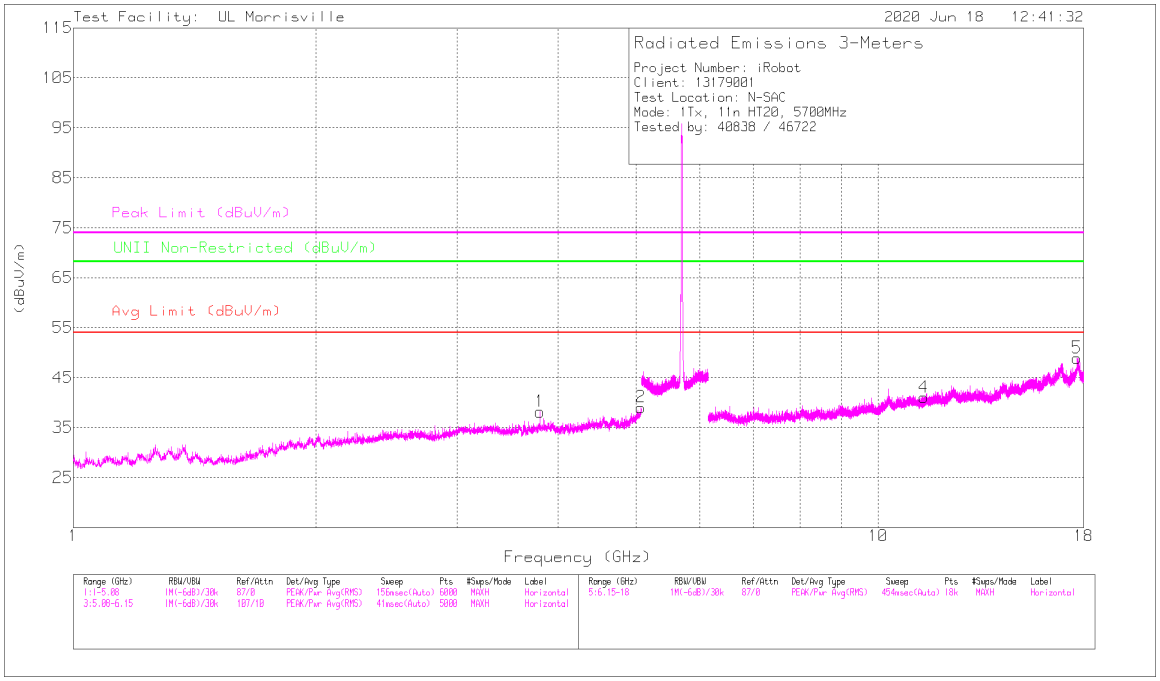

HORIZONTAL

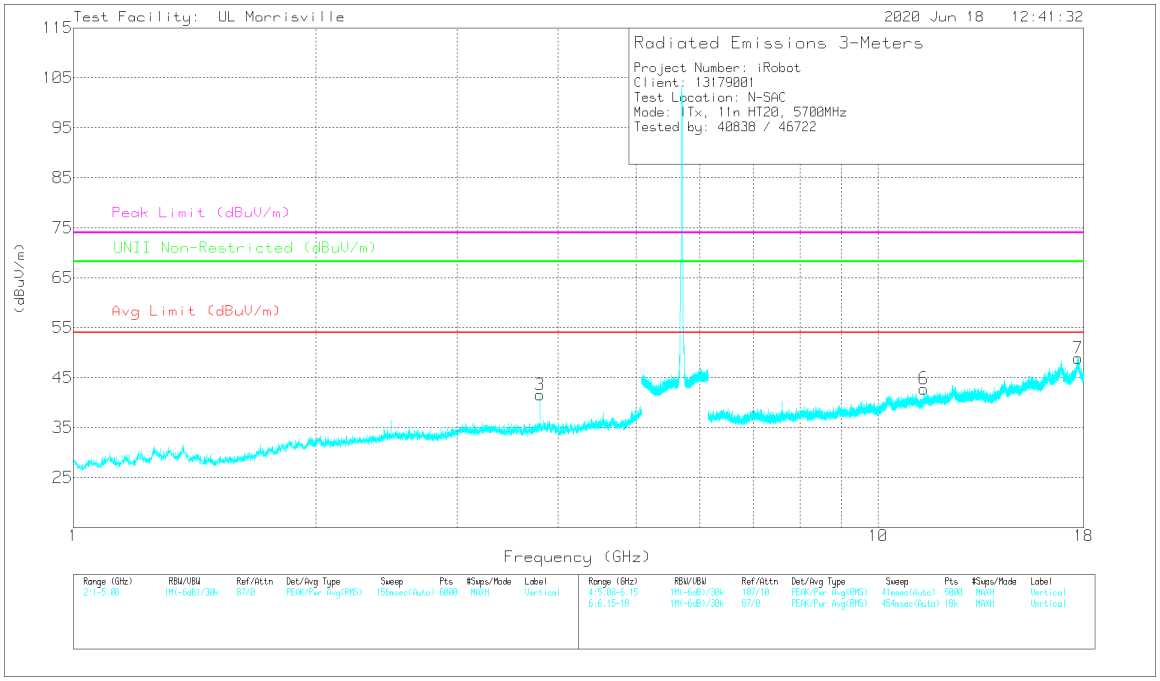

VERTICAL

UL LLC
12 Laboratory Dr., RTP, NC 27709, USA
TEL:(919) 549-1400

This report shall not be reproduced except in full, without the written approval of UL LLC.

RADIATED EMISSIONS

Marker	Frequency (GHz)	Meter Reading (dBuV)	Det	AT0072 dB(/m)	Amp/Cbl/Fltr/Pad (dB)	DC Corr (dB)	Corrected Reading (dBuV/m)	Avg Limit (dBuV/m)	Margin (dB)	Peak Limit (dBuV/m)	PK Margin (dB)	UNII Non-Restricted (dBuV/m)	PK Margin (dB)	Azimuth (Degs)	Height (cm)	Polarity
1	* ** 3.80009	41.99	PK-U	33.6	-32.3	0	43.29	-	-	74	-30.71	-	-	141	385	H
	* ** 3.79996	31.91	ADV	33.6	-32.3	.24	33.45	54	-20.55	-	-	-	-	141	385	H
2	* ** 5.0756	40.04	PK-U	34.2	-29.4	0	44.84	-	-	74	-29.16	-	-	172	231	H
	* ** 5.07327	27.61	ADV	34.2	-29.5	.24	32.55	54	-21.45	-	-	-	-	172	231	H
3	* ** 3.79989	45.43	PK-U	33.6	-32.3	0	46.73	-	-	74	-27.27	-	-	64	270	V
	* ** 3.79995	37.4	ADV	33.6	-32.3	.24	38.94	54	-15.06	-	-	-	-	64	270	V
4	* ** 11.39396	35.11	PK-U	38.1	-25.4	0	47.81	-	-	74	-26.19	-	-	120	113	H
	* ** 11.39555	22.63	ADV	38.1	-25.4	.24	35.57	54	-18.43	-	-	-	-	120	113	H
6	* ** 11.40069	39.55	PK-U	38.1	-25.5	0	52.15	-	-	74	-21.85	-	-	244	225	V
	* ** 11.39983	27.42	ADV	38.1	-25.5	.24	40.26	54	-13.74	-	-	-	-	244	225	V
7	* ** 17.72375	32.69	PK-U	41.7	-19.8	0	54.59	-	-	74	-19.41	-	-	41	242	V
	* ** 17.72389	20.4	ADV	41.7	-19.8	.24	42.54	54	-11.46	-	-	-	-	41	242	V
5	17.66724	34.61	PK-U	41.7	-21.5	0	54.81	-	-	-	-	68.2	-13.39	109	224	H

* - indicates frequency in CFR47 Pt 15 / IC RSS-Restricted Band
** - indicates frequency in Taiwan NCC LP0002 Restricted Band
PK-U - Maximum Peak
ADV - Linear Voltage Average

UL LLC
12 Laboratory Dr., RTP, NC 27709, USA TEL:(919) 549-1400
This report shall not be reproduced except in full, without the written approval of UL LLC.

1TX PCB Antenna MODE

BANDEDGE (LOW CHANNEL)

HORIZONTAL RESULT

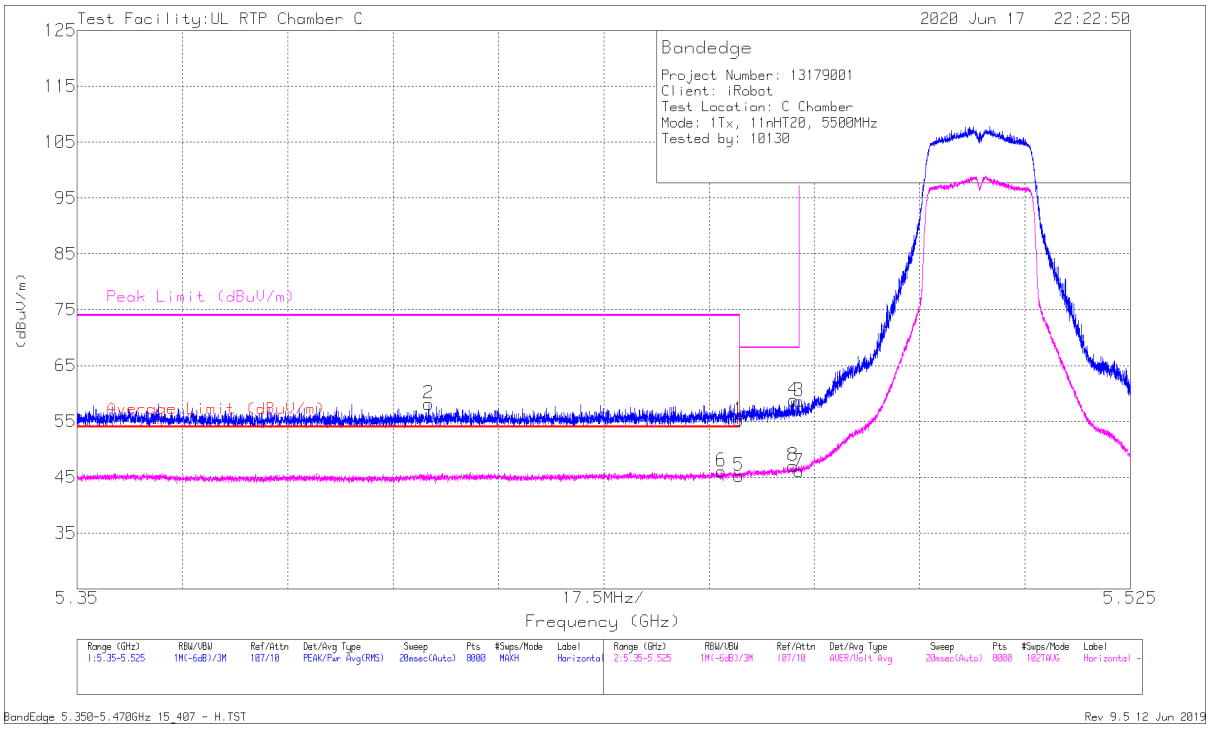

Marker	Frequency (GHz)	Meter Reading (dBuV)	Det	AT0062 (dB/m)	Amp/Cbl/Fltr/Pad (dB)	DC Corr (dB)	Corrected Reading (dBuV/m)	Average Limit (dBuV/m)	Margin (dB)	Peak Limit (dBuV/m)	PK Margin (dB)	Azimuth (Degs)	Height (cm)	Polarity
1	* ** 5.45998	36.23	Pk	34.6	-15.6	0	55.23	-	-	74	-18.77	91	135	H
2	* ** 5.40841	38.87	Pk	34.6	-15.3	0	58.17	-	-	74	-15.83	91	135	H
5	* ** 5.45998	26.01	ADV	34.6	-15.6	.24	45.25	54	-8.75	-	-	91	135	H
6	* ** 5.45703	26.84	ADV	34.6	-15.6	.24	46.08	54	-7.92	-	-	91	135	H
8	5.46897	27.63	ADV	34.6	-15.4	.24	47.07	-	-	-	-	91	135	H
4	5.46904	39.59	Pk	34.6	-15.4	0	58.79	-	-	68.2	-9.41	91	135	H
3	5.46998	39.43	Pk	34.6	-15.4	0	58.63	-	-	68.2	-9.57	91	135	H
7	5.46998	26.6	ADV	34.6	-15.4	.24	46.04	-	-	-	-	91	135	H

* - indicates frequency in CFR47 Pt 15 / IC RSS-Restricted Band
** - indicates frequency in Taiwan NCC LP0002 Restricted Band
Pk - Peak detector
ADV - Linear Voltage Average

UL LLC
12 Laboratory Dr., RTP, NC 27709, USA TEL:(919) 549-1400
This report shall not be reproduced except in full, without the written approval of UL LLC.

VERTICAL RESULT

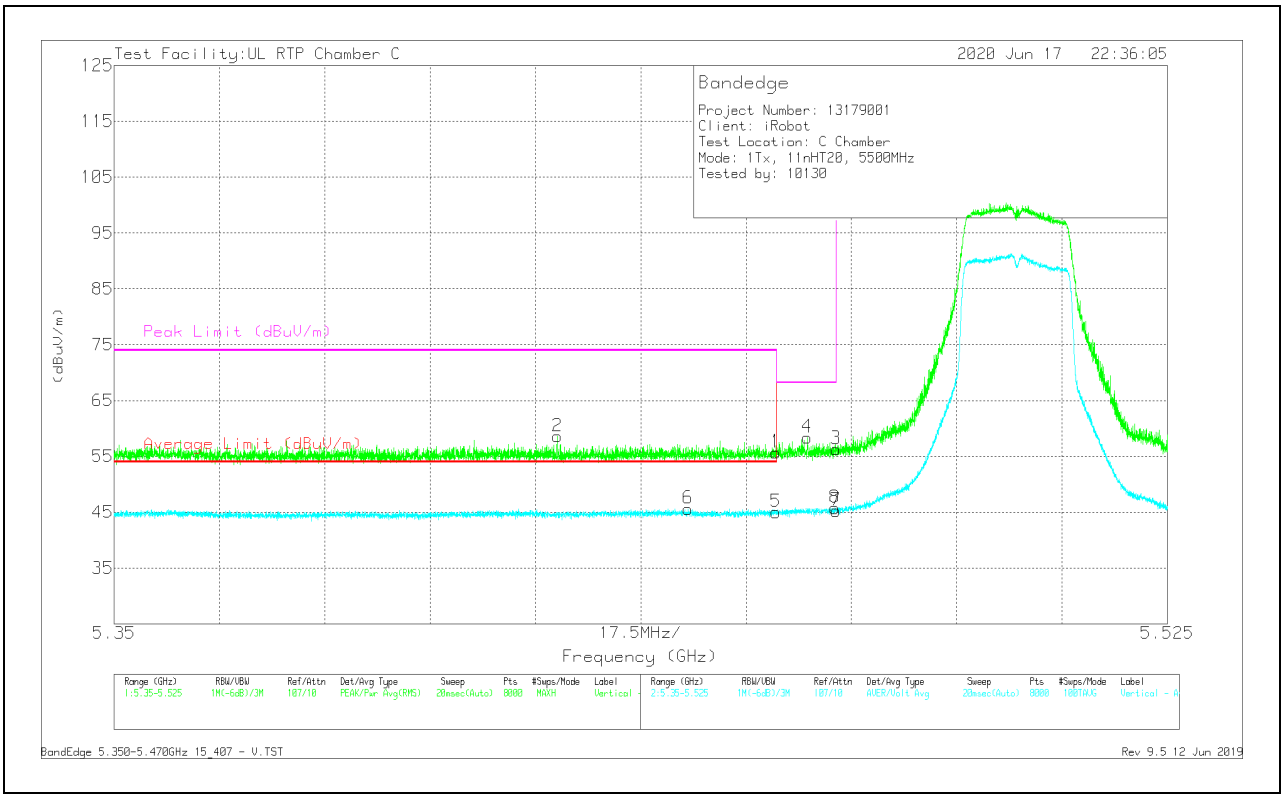

Marker	Frequency (GHz)	Meter Reading (dBuV)	Det	AT0062 (dB/m)	Amp/Cbl/Fltr/Pad (dB)	DC Corr (dB)	Corrected Reading (dBuV/m)	Average Limit (dBuV/m)	Margin (dB)	Peak Limit (dBuV/m)	PK Margin (dB)	Azimuth (Degs)	Height (cm)	Polarity
1	* ** 5.45998	36.72	Pk	34.6	-15.6	0	55.72	-	-	74	-18.28	205	248	V
2	* ** 5.42364	39.48	Pk	34.6	-15.5	0	58.58	-	-	74	-15.42	205	248	V
5	* ** 5.45998	25.8	ADV	34.6	-15.6	.24	45.04	54	-8.96	-	-	205	248	V
6	* ** 5.44534	26.28	ADV	34.6	-15.5	.24	45.62	54	-8.38	-	-	205	248	V
4	5.46517	39.2	Pk	34.6	-15.4	0	58.4	-	-	68.2	-9.8	205	248	V
8	5.46972	26.33	ADV	34.6	-15.4	.24	45.77	-	-	-	-	205	248	V
3	5.46998	37.12	Pk	34.6	-15.4	0	56.32	-	-	68.2	-11.88	205	248	V
7	5.46998	25.85	ADV	34.6	-15.4	.24	45.29	-	-	-	-	205	248	V

* - indicates frequency in CFR47 Pt 15 / IC RSS-Restricted Band
** - indicates frequency in Taiwan NCC LP0002 Restricted Band
Pk - Peak detector
ADV - Linear Voltage Average

UL LLC
12 Laboratory Dr., RTP, NC 27709, USA TEL:(919) 549-1400
This report shall not be reproduced except in full, without the written approval of UL LLC.

BANDEDGE (HIGH CHANNEL)

HORIZONTAL RESULT

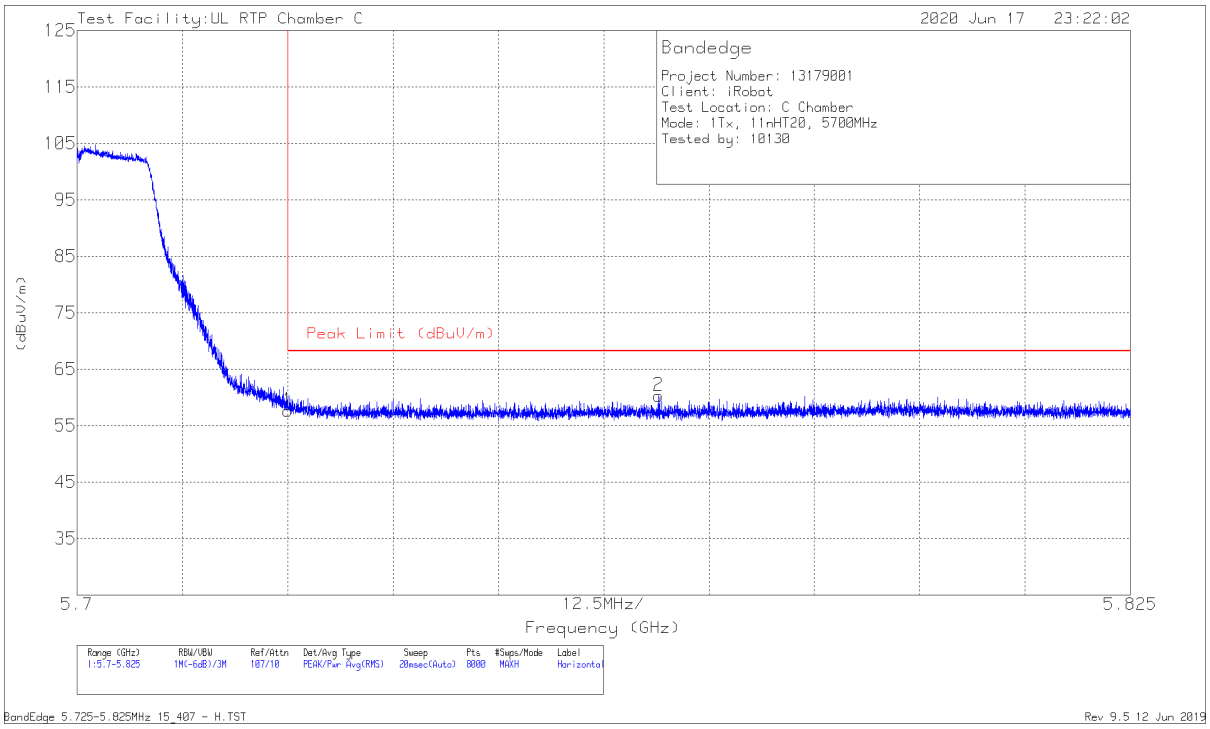

Marker	Frequency (GHz)	Meter Reading (dBuV)	Det	AT0062 (dB/m)	Amp/Cbl/Fltr/Pad (dB)	Corrected Reading (dBuV/m)	Peak Limit (dBuV/m)	PK Margin (dB)	Azimuth (Degs)	Height (cm)	Polarity
1	5.725	37.89	Pk	34.6	-14.8	57.69	68.2	-10.51	63	300	H
2	5.76902	40.23	Pk	34.7	-14.6	60.33	68.2	-7.87	63	300	H

Pk - Peak detector

UL LLC
12 Laboratory Dr., RTP, NC 27709, USA TEL:(919) 549-1400

This report shall not be reproduced except in full, without the written approval of UL LLC.

VERTICAL RESULT

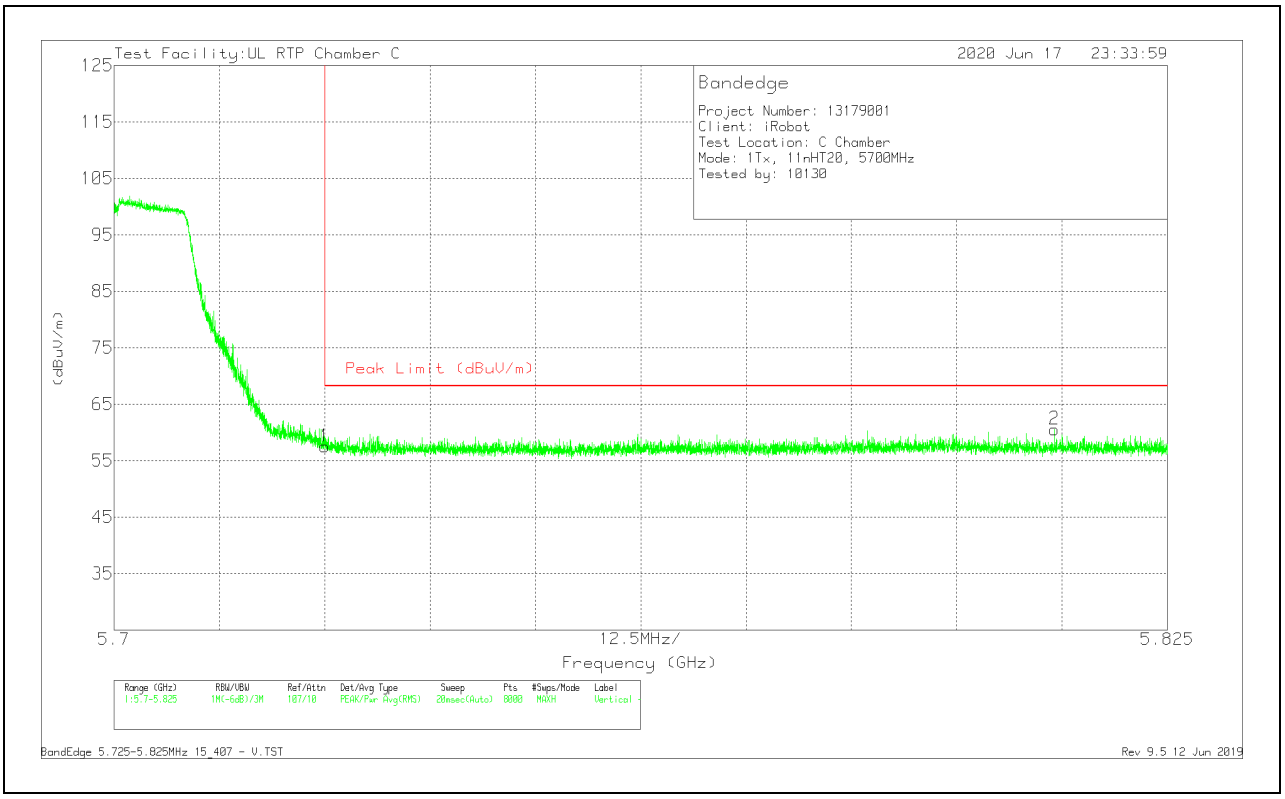

Marker	Frequency (GHz)	Meter Reading (dBuV)	Det	AT0062 (dB/m)	Amp/Cbl/Fltr/Pad (dB)	Corrected Reading (dBuV/m)	Peak Limit (dBuV/m)	PK Margin (dB)	Azimuth (Degs)	Height (cm)	Polarity
1	5.725	37.7	Pk	34.6	-14.8	57.5	68.2	-10.7	250	294	V
2	5.81159	39.93	Pk	34.9	-14.3	60.53	68.2	-7.67	250	294	V

Pk - Peak detector

UL LLC
12 Laboratory Dr., RTP, NC 27709, USA TEL:(919) 549-1400
This report shall not be reproduced except in full, without the written approval of UL LLC.

HARMONICS AND SPURIOUS EMISSIONS

LOW CHANNEL RESULTS

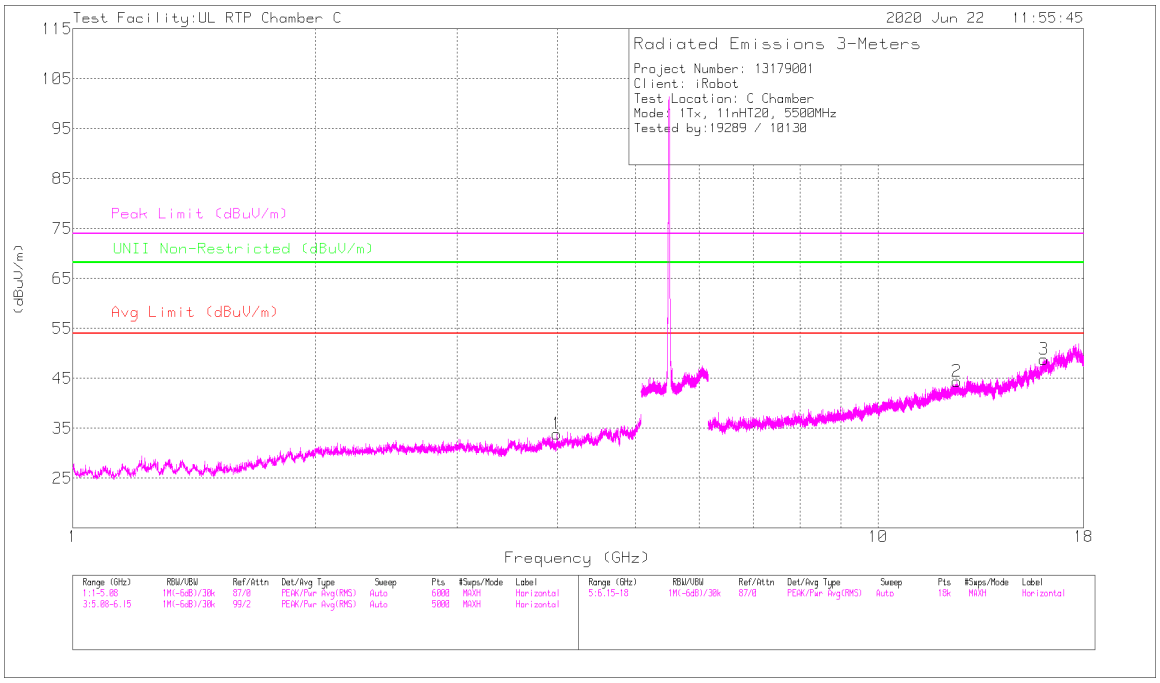

HORIZONTAL

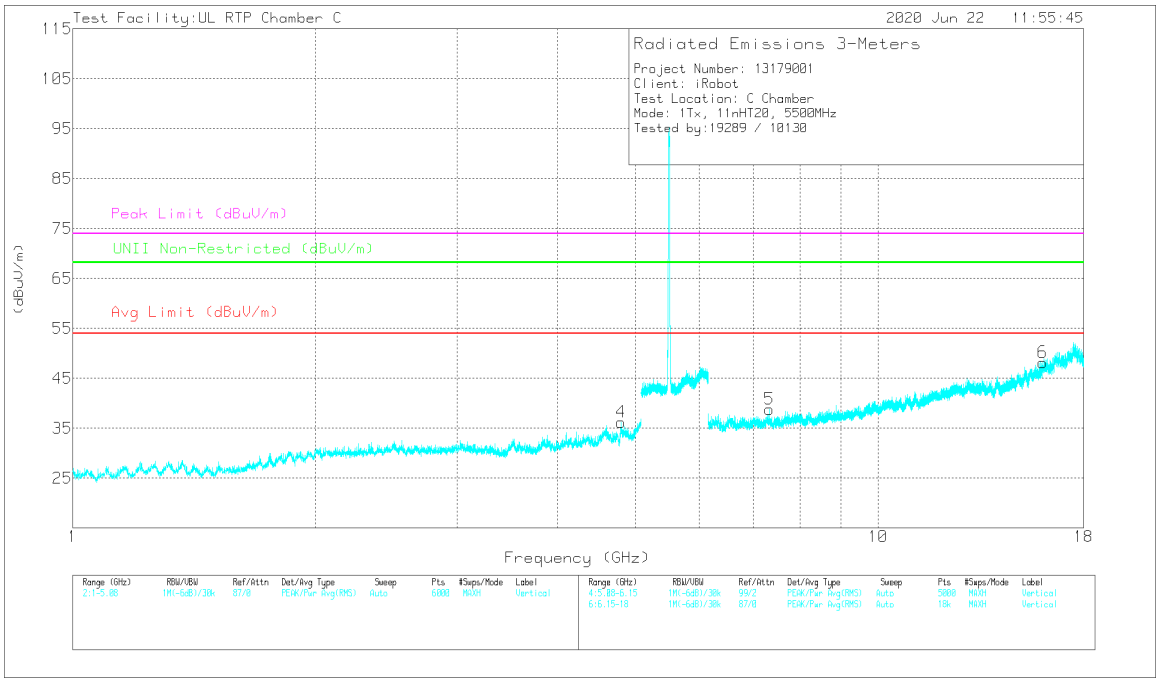

VERTICAL

UL LLC
12 Laboratory Dr., RTP, NC 27709, USA TEL:(919) 549-1400

This report shall not be reproduced except in full, without the written approval of UL LLC.

RADIATED EMISSIONS

Marker	Frequency (GHz)	Meter Reading (dBuV)	Det	AT0062 (dB/m)	Amp/Cbl/Fltr/Pad (dB)	DC Corr (dB)	Corrected Reading (dBuV/m)	Avg Limit (dBuV/m)	Margin (dB)	Peak Limit (dBuV/m)	PK Margin (dB)	UNII Non-Restricted (dBuV/m)	PK Margin (dB)	Azimuth (Degs)	Height (cm)	Polarity
1	* ** 3.99358	54.57	PK-U	33.4	-49.1	0	38.87	-	-	74	-35.13	-	-	255	102	H
	* ** 3.99415	41.69	ADV	33.4	-49.1	.24	26.23	54	-27.77	-	-	-	-	255	102	H
4	* ** 4.80021	55.22	PK-U	34.1	-48.8	0	40.52	-	-	74	-33.48	-	-	70	102	V
	* ** 4.80033	43.24	ADV	34.1	-48.8	.24	28.78	54	-25.22	-	-	-	-	70	102	V
2	* ** 12.52931	52.11	PK-U	39.1	-41	0	50.21	-	-	74	-23.79	-	-	31	155	H
	* ** 12.52969	39.24	ADV	39.1	-41	.24	37.58	54	-16.42	-	-	-	-	31	155	H
3	* ** 16.07154	49.67	PK-U	41.3	-36.4	0	54.57	-	-	74	-19.43	-	-	155	140	H
	* ** 16.07319	37.75	ADV	41.3	-36.3	.24	42.99	54	-11.01	-	-	-	-	155	140	H
5	* ** 7.33323	58.05	PK-U	35.7	-47.3	0	46.45	-	-	74	-27.55	-	-	301	299	V
	* ** 7.33333	48.95	ADV	35.7	-47.3	.24	37.59	54	-16.41	-	-	-	-	301	299	V
6	* ** 16.01372	50.71	PK-U	41.2	-36.8	0	55.11	-	-	74	-18.89	-	-	253	360	V
	* ** 16.01518	38.14	ADV	41.2	-36.8	.24	42.78	54	-11.22	-	-	-	-	253	360	V

* - indicates frequency in CFR47 Pt 15 / IC RSS-Restricted Band
** - indicates frequency in Taiwan NCC LP0002 Restricted Band
PK-U - Maximum Peak
ADV - Linear Voltage Average

UL LLC
12 Laboratory Dr., RTP, NC 27709, USA TEL:(919) 549-1400
This report shall not be reproduced except in full, without the written approval of UL LLC.

MID CHANNEL RESULTS

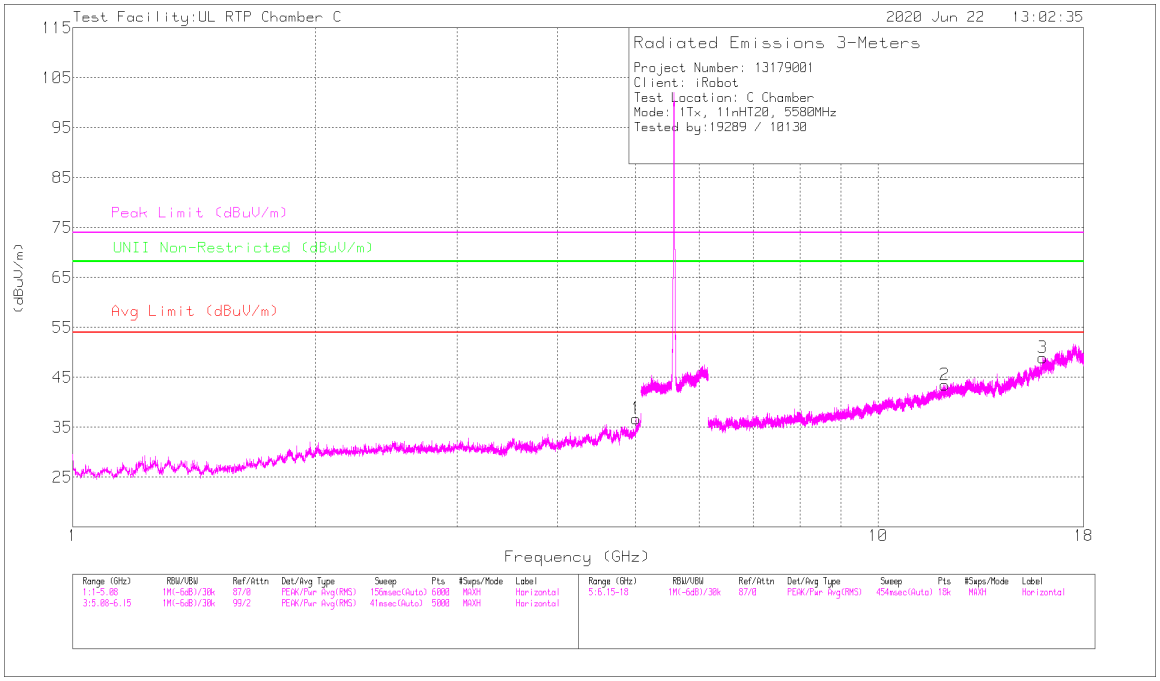

HORIZONTAL

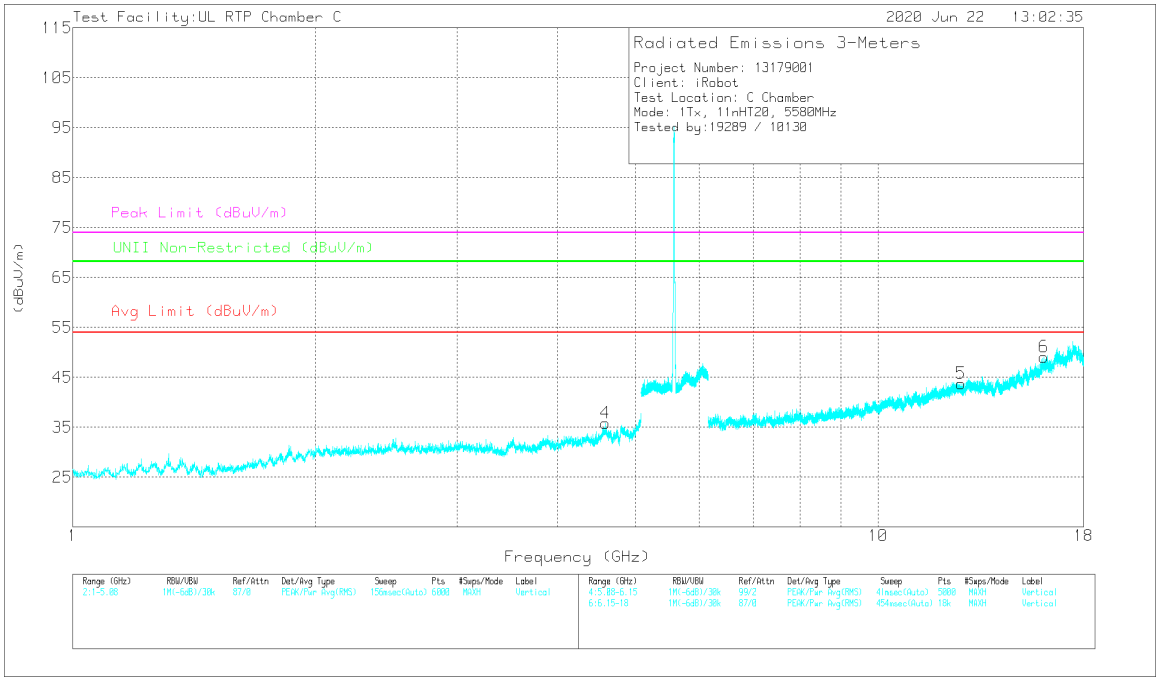

VERTICAL

UL LLC
12 Laboratory Dr., RTP, NC 27709, USA
TEL:(919) 549-1400

This report shall not be reproduced except in full, without the written approval of UL LLC.

RADIATED EMISSIONS

Marker	Frequency (GHz)	Meter Reading (dBuV)	Det	AT0062 (dB/m)	Amp/Cbl/Fltr/Pad (dB)	DC Corr (dB)	Corrected Reading (dBuV/m)	Avg Limit (dBuV/m)	Margin (dB)	Peak Limit (dBuV/m)	PK Margin (dB)	UNII Non-Restricted (dBuV/m)	PK Margin (dB)	Azimuth (Degs)	Height (cm)	Polarity
1	* ** 5.00747	55.24	PK-U	34.1	-47.8	0	41.54	-	-	74	-32.46	-	-	66	102	H
	* ** 5.00657	42.78	ADV	34.1	-47.8	.24	29.32	54	-24.68	-	-	-	-	66	102	H
4	* ** 4.58759	57.88	PK-U	34.1	-49.8	0	42.18	-	-	74	-31.82	-	-	188	102	V
	* ** 4.58745	44.04	ADV	34.1	-49.8	.24	28.58	54	-25.42	-	-	-	-	188	102	V
2	* ** 12.10783	51.69	PK-U	38.9	-41.2	0	49.39	-	-	74	-24.61	-	-	122	102	H
	* ** 12.10791	38.53	ADV	38.9	-41.2	.24	36.47	54	-17.53	-	-	-	-	122	102	H
3	* ** 16.00961	51.27	PK-U	41.2	-37.1	0	55.37	-	-	74	-18.63	-	-	281	286	H
	* ** 16.00993	37.97	ADV	41.2	-37.1	.24	42.31	54	-11.69	-	-	-	-	281	286	H
5	* ** 12.68462	51.28	PK-U	39.3	-40	0	50.58	-	-	74	-23.42	-	-	101	162	V
	* ** 12.68503	37.93	ADV	39.3	-40.1	.24	37.37	54	-16.63	-	-	-	-	101	162	V
6	* ** 16.07356	50.59	PK-U	41.3	-36.3	0	55.59	-	-	74	-18.41	-	-	82	351	V
	* ** 16.07341	37.96	ADV	41.3	-36.3	.24	43.2	54	-10.8	-	-	-	-	82	351	V

* - indicates frequency in CFR47 Pt 15 / IC RSS-Restricted Band
** - indicates frequency in Taiwan NCC LP0002 Restricted Band
PK-U - Maximum Peak
ADV - Linear Voltage Average

UL LLC
12 Laboratory Dr., RTP, NC 27709, USA TEL:(919) 549-1400
This report shall not be reproduced except in full, without the written approval of UL LLC.

HIGH CHANNEL RESULTS

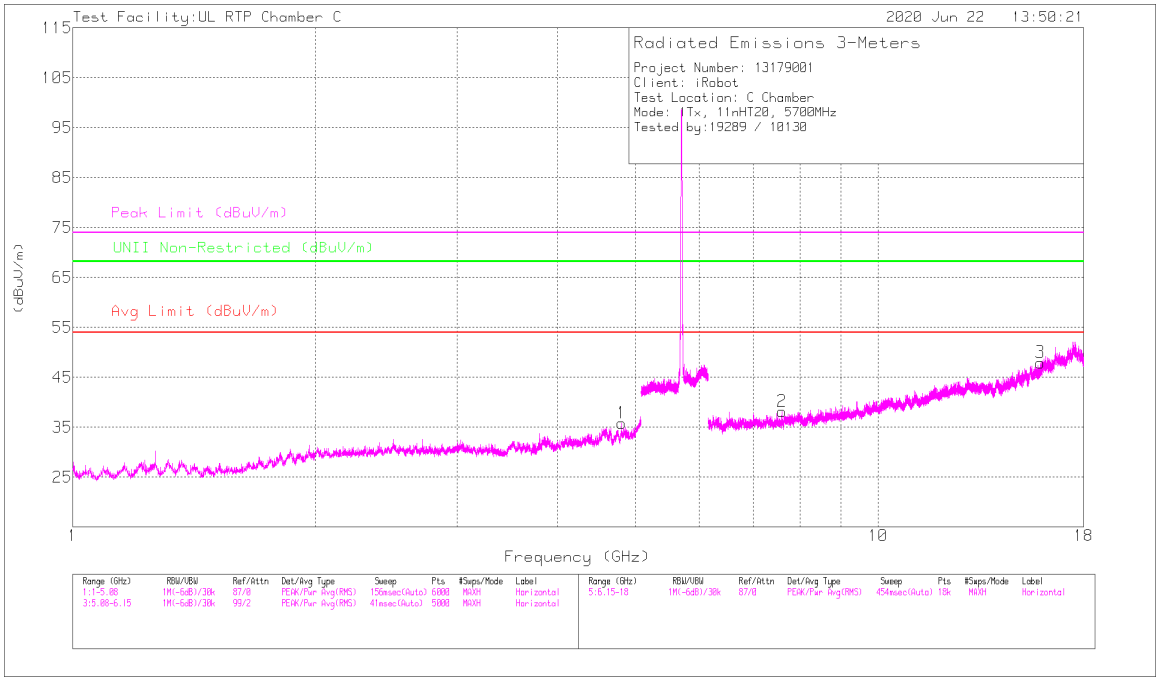

HORIZONTAL

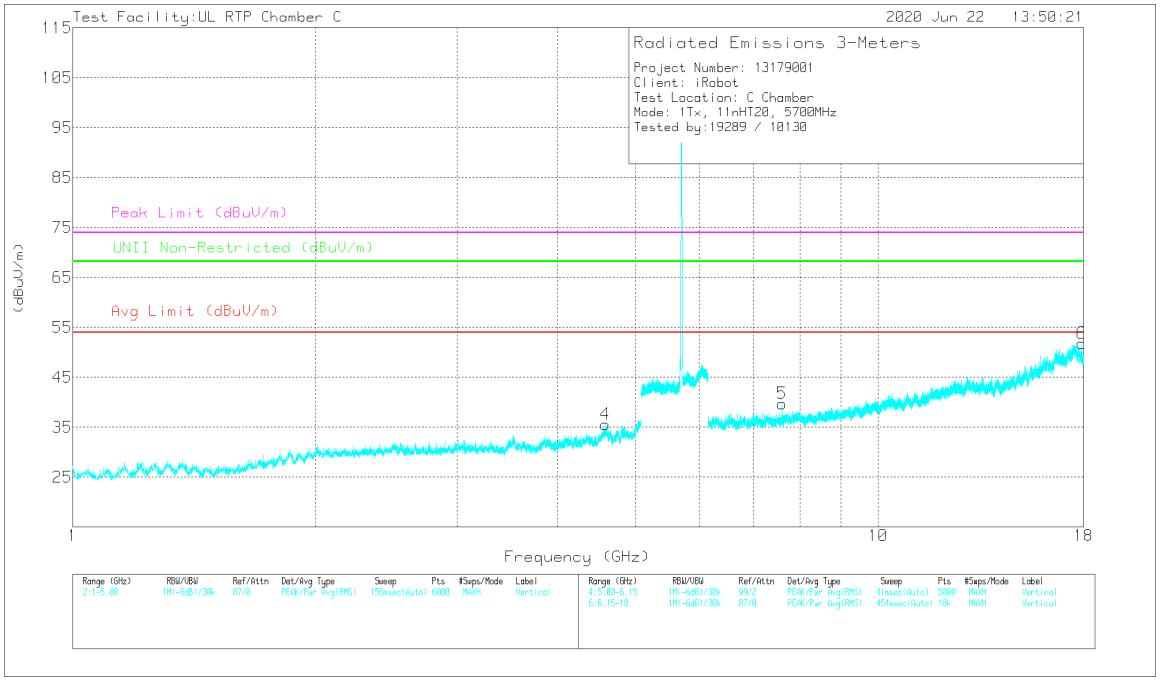

VERTICAL

UL LLC
12 Laboratory Dr., RTP, NC 27709, USA
TEL:(919) 549-1400

This report shall not be reproduced except in full, without the written approval of UL LLC.

RADIATED EMISSIONS

Marker	Frequency (GHz)	Meter Reading (dBuV)	Det	AT0062 (dB/m)	Amp/Cbl/Fltr/Pad (dB)	DC Corr (dB)	Corrected Reading (dBuV/m)	Avg Limit (dBuV/m)	Margin (dB)	Peak Limit (dBuV/m)	PK Margin (dB)	UNII Non-Restricted (dBuV/m)	PK Margin (dB)	Azimuth (Degs)	Height (cm)	Polarity
1	* ** 4.80633	55.1	PK-U	34.1	-48.8	0	40.4	-	-	74	-33.6	-	-	164	102	H
	* ** 4.80634	41.85	ADV	34.1	-48.8	.24	27.39	54	-26.61	-	-	-	-	164	102	H
4	* ** 4.58915	56.63	PK-U	34.1	-49.8	0	40.93	-	-	74	-33.07	-	-	145	102	V
	* ** 4.58847	43.71	ADV	34.1	-49.8	.24	28.25	54	-25.75	-	-	-	-	145	102	V
2	* ** 7.6	56.27	PK-U	35.8	-46.7	0	45.37	-	-	74	-28.63	-	-	123	102	H
	* ** 7.59997	45.12	ADV	35.8	-46.7	.24	34.46	54	-19.54	-	-	-	-	123	102	H
3	* ** 15.90484	51.72	PK-U	41	-37.2	0	55.52	-	-	74	-18.48	-	-	253	315	H
	* ** 15.90523	37.89	ADV	41	-37.2	.24	41.93	54	-12.07	-	-	-	-	253	315	H
5	* ** 7.5999	57.13	PK-U	35.8	-46.7	0	46.23	-	-	74	-27.77	-	-	1	312	V
	* ** 7.59995	47.83	ADV	35.8	-46.7	.24	37.17	54	-16.83	-	-	-	-	1	312	V
6	* ** 17.91552	50	PK-U	41.4	-34.4	0	57	-	-	74	-17	-	-	125	100	V
	* ** 17.91528	36.77	ADV	41.4	-34.4	.24	44.01	54	-9.99	-	-	-	-	125	100	V

* - indicates frequency in CFR47 Pt 15 / IC RSS-Restricted Band
** - indicates frequency in Taiwan NCC LP0002 Restricted Band
PK-U - Maximum Peak
ADV - Linear Voltage Average

UL LLC
12 Laboratory Dr., RTP, NC 27709, USA TEL:(919) 549-1400
This report shall not be reproduced except in full, without the written approval of UL LLC.