ETS Dr.Genz Taiwan PS Co., Ltd.

FCC Registration No.: 930600

Industry Canada filed test laboratory Reg. No. IC 5679

Accredited Testing Laboratory

A2LA Cert.No.: 2300.01

PTCRB Accredited Type Certification Test House

FCC

TEST - REPORT

FCC Part 15C for IEEE 802.11 g device

FCC ID: UFG-DDC36G

Test report no.: W6D20605-7004-C-2

ETS DR.GENZ TAIWAN PS CO., LTD.
6F, NO. 58, LANE 188, RUEY-KUANG RD., NEIHU, TAIPEI 114, TAIWAN, R.O.C.
PHONE 886-2-66068877 FAX 886-2-66068879

TABLE OF CONTENTS

1 GENERAL INFORMATION 3

1.1 NOTES 3
1.2 TESTING LABORATORY 4
1.2.1 Location 4
1.2.2 Details of accreditation status 4
1.3 DETAILS OF APPROVAL HOLDER 4
1.4 APPLICATION DETAILS 4
1.5 GENERAL INFORMATION OF TEST ITEM 5
1.6 TEST STANDARDS 6

2 TECHNICAL TEST 7

2.1 SUMMARY OF TEST RESULTS 7
2.2 TEST ENVIRONMENT 7
2.3 TEST EQUIPMENT LIST 8

3 TEST RESULTS (ENCLOSURE) 12

3.1 PEAK OUTPUT POWER (TRANSMITTER) 13
3.2 EQUIVALENT ISOTROPIC RADIATED POWER 14
3.2.1 Transmitter 14
3.3 RF EXPOSURE COMPLIANCE REQUIREMENTS 14
3.4 TRANSMITTER RADIATED EMISSIONS IN RESTRICTED BANDS 15
3.5 SPURIOUS EMISSIONS (TX) 16
3.6 MINIMUM 6 DB BANDWIDTH 20
3.7 PEAK POWER SPECTRAL DENSITY 21
3.8 RADIATED EMISSIONS FROM RECEIVER SECTION OF TRANSCEIVER 22
3.9 POWER LINE CONDUCTED EMISSION 27

APPENDIX 29

APPENDIX A 30
APPENDIX B 31
APPENDIX C 32
APPENDIX D 33
APPENDIX E 34
APPENDIX F 35
APPENDIX G 36
APPENDIX H 37

Registration number: W6D20605-7004-C-2
FCC ID: UFG-DDC36G

1 General Information

1.1 Notes

The purpose of conformity testing is to increase the probability of adherence to the essential requirements or conformity specifications, as appropriate.
The complexity of the technical specifications, however, means that full and thorough testing is impractical for both technical and economic reasons.
Furthermore, there is no guarantee that a test sample which has Passed all the relevant tests conforms to a specification.
Neither is there any guarantee that such a test sample will interwork with other genuinely open systems.
The existence of the tests nevertheless provides the confidence that the test sample possesses the qualities as maintained and that is performance generally conforms to representative cases of communications equipment.

The test results of this test report relate exclusively to the item tested as specified in 1.5.
The test report may only be reproduced or published in full.
Reproduction or publication of extracts from the report requires the prior written approval of the ETS DR. GENZ TAIWAN PS CO., LTD.

Specific Conditions:
Usage of the hereunder tested device in combination with other integrated or external antennas requires at least additional output power measurements, spurious emission measurements, conducted emission measurements (AC supply lines) and radio frequency exposure evaluations for each individual configuration performed, for certification by FCC.
The test sample is able to work according IEEE 802.11 g.
This report is related to FCC Part 15 C (OFDM device).

Tester:

Date	ETS-Lab.	Name	Signature
Jun.16, 2006		Jay Chaing	Jay Chaing

Technical responsibility for area of testing:

Date	ETS	Name	Signature
Jun.16, 2006		Steven Chuang	Steven Chuang

1.2 Testing laboratory

1.2.1 Location

OATS
No.5-1, Shuang Sing Village,
LiShuei Rd., Wanli Township,
Taipei County 207, Taiwan (R.O.C.)

Company
ETS Dr.Genz Taiwan PS Co., Ltd.
6F, NO. 58, LANE 188, RUEY-KUANG RD.
NEIHU, TAIPEI 114, TAIWAN R.O.C.
Tel : 886-2-66068877
Fax : 886-2-66068879

1.2.2 Details of accreditation status

Accredited testing laboratory

A2LA-registration number: 2300.01

FCC filed test laboratory Reg. No. 930600

Industry Canada filed test laboratory Reg. No. IC 5679

PTCRB Accredited Type Certification Test House

1.3 Details of approval holder

Name	: RENASIS, LLC
Street	: 1530 N. State Street Suite E Lehi,
Town	: UT84043
Country	: U.S.A.
Telephone	: +1(801)407-1300
Fax	: +1(801)847-1555

1.4 Application details

Date of receipt of application : May.29, 2006
Date of receipt of test item : Jun.02, 2006
Date of test : from Jun.03, 2006 to Jun.14, 2006

1.5 General information of Test item

Type of test item : Integrated High Powered Access Point
Model Number : DDC36g
Brand Name : ./.

Hardware : V.4
Software : 2.6.5.4394
Serial number : ./.
Photos : see Annex

Technical data

Frequency band : 2.4 GHz – 2.4835 GHz
Frequency (ch A) : 2.412 GHz
Frequency (ch B) : 2.437 GHZ
Frequency (ch C) : 2.462 GHz
Number of Channels : 11
Operation modes : duplex
Modulation Type : DSSS/OFDM

Fixed point-to-point operation: ☐ Yes / ☒ No
Type of Antenna : ¼ λ Swivel Type Dipole Antenna

Antenna gain of Antenna : 3.3 dBi

Power supply Adaptor Intput : 100 - 240 VAC(ac/dc adaptor)
Output : 5 VDC

POE Intput : 100 - 240 VAC(ac/dc adaptor)
Output : 48 VDC

Emission designator : 16M5W7D

Registration number: W6D20605-7004-C-2
FCC ID: UFG-DDC36G

Host device: none

Classification :

Fixed Device	☒
Mobile Device (Human Body distance > 20cm)	☐
Portable Device (Human Body distance < 20cm)	☐

Transmitter **Unom**

Power (ch A) : Conducted: 22.64dBm
Power (ch B) : Conducted: 22.64dBm
Power (ch C) : Conducted: 20.95dBm

Manufacturer:
(if different from applicant)

Name : ./.
Street : ./.
Town : ./.
Country : ./.

Additional information: The sample is using WLAN technology according IEEE 802.11 b/g. For this report the function according IEEE 802.11g is considered only. The scheme for frequency generation, spectrum spreading, receiver parameters, synchronization procedure, and other parameters are determined by the mentioned standard above.

1.6 Test standards

Technical standard : FCC RULES PART 15 SUBPART B / SUBPART C § 15.247 : September 2005

2 Technical test

2.1 Summary of test results

No deviations from the technical specification(s) were ascertained in the course of the tests performed. ☒

or

The deviations as specified in 2.5 were ascertained in the course of the tests performed. ☐

2.2 Test environment

Temperature			: 23 °C
Relative humidity content			: 20 ... 75 %
Air pressure			: 86 ... 103 kPa
Power supply	Adaptor	Intput	: 100 - 240 VAC(ac/dc adaptor)
		Output	: 5 VDC
	POE	Intput	: 100 - 240 VAC(ac/dc adaptor)
		Output	: 48 VDC
Extreme conditions parameters			: --

2.3 Test Equipment List

No.	Test equipment	Type	Serial No.	Manufacturer	Cal. Date	Next Cal. Date
ETSTW-CE 001	EMI TEST RECEIVER	ESHS10	842121/013	R&S	2005/10/27	2006/10/26
ETSTW-CE 002	PREREULATOR MODE DC POWER SUPPLY	None	None	T-POWER	Function Test	
ETSTW-CE 003	AC POWER SOURCE	APS-9102	D161137	GW	Function Test	
ETSTW-CE 004	ZWEILEITER-V-NETZNACHBILDUNG TWO-LINE V-NETWORK	ESH3-Z5	840731/011	R&S	2005/10/25	2006/10/24
ETSTW-CE 005	Line-Impedance Stabilisation Network	NNBM 8126D	137	Schwarzbeck	2005/10/21	2006/10/20
ETSTW-CE 006	IMPULS-BEGRENZER PULSE LIMITER	ESH3-Z2	100226	R&S	2004/11/11	2006/11/10
ETSTW-CE 008	ABSORBING CLAMP	MDS 21	3469	ABSORPTIONS-MESSWANDLER-ZANGE	2005/10/24	2007/10/23
ETSTW-CE 009	TEMP.&HUMIDITY CHAMBER	GTH-225-40-1P-U	MAA0305-009	GIANT FORCE	2005/8/18	2006/8/17
ETSTW-CS 001	SIGNAL GENERATOR	SMX	849254/003	R&S	2005/10/14	2006/10/13
ETSTW-CS 002	COUPLING AND DECOUPLING NETWORK	CDN S751	19263	SCHAFFNER	2005/10/14	2006/10/13
ETSTW-CS 003	COUPLING AND DECOUPLING NETWORK	CDN T400	19820	SCHAFFNER	2005/10/14	2006/10/13
ETSTW-CS 004	COUPLING AND DECOUPLING NETWORK	CDN M016	20053	SCHAFFNER	2005/10/27	2006/10/26
ETSTW-CS 005	RF Power Amplifier	100A250A	306547	AR	2005/10/14	2006/10/13
ETSTW-RE 002	Function Generator	33220A	MY43004982	Agilent	2005/10/14	2007/10/13
ETSTW-RE 003	EMI TEST RECEIVER	ESI 26	831438/001	R&S	2005/10/24	2006/10/23
ETSTW-RE 004	EMI TEST RECEIVER	ESI 40	832427/004	R&S	2005/10/29	2006/10/30
ETSTW-RE 005	EMI TEST RECEIVER	ESVS10	843207/020	R&S	2005/10/16	2006/10/15
ETSTW-RE 017	ANTENNA	HL025	352886/001	R&S	2006/5/4	2008/5/3
ETSTW-RE 018	ANTENNA	AT4560	27212	AR	2004/11/8	2007/11/7
ETSTW-RE 021	SWEEP GENERATOR	SWM05	835130/010	R&S	2005/10/14	2006/10/13
ETSTW-RE 022	AMPLIFIER	8447D	2944A09837	Agilent	2005/10/14	2006/10/13
ETSTW-RE 026	Open Area Test Site	10m	None	ETS	NSA Measurement	
ETSTW-RE 027	Passive Loop Antenna	6512	34563	EMCO	2004/6/30	2007/6/29
ETSTW-RE 028	Log-Periodic DipoleArray Antenna	3148	34429	EMCO	2006/5/26	2008/5/25
ETSTW-RE 029	Biconical Antenna	3109	33524	EMCO	2006/5/26	2008/5/25
ETSTW-RE 030	Double-Ridged Waveguide Horm Antenna	3117	35224	EMCO	2006/5/3	2008/5/2
ETSTW-RE 032	Millivoltmeter	URV 55	849086/013	R&S	2005/10/17	2006/10/16
ETSTW-RE 033	4CH 1GHz 5GS/s DSO	WAVERUNNER 6100A	LCRY0604P14508	LeCory	2005/8/11	2006/8/10
ETSTW-RE 034	Power Sensor	URV5-Z4	839313/006	R&S	2005/10/17	2006/10/16
ETSTW-RE 037	Log-Periodic DipoleArray Antenna	3148	00034546	EMCO	2004/11/18	2006/11/17
ETSTW-RE 038	Log-Periodic DipoleArray Antenna	3148	00034547	EMCO	2004/11/18	2006/11/17
ETSTW-RE 039	Biconical Antenna	3110B	41760	EMCO	2004/11/18	2006/11/17
ETSTW-RE 040	Biconical Antenna	3110B	41761	EMCO	2004/11/18	2006/11/17
ETSTW-RE 042	ANTENNA	HK116	100172	R&S	2005/1/14	2007/1/13
ETSTW-RE 043	ANTENNA	HL223	100166	R&S	2006/5/8	2008/5/7
ETSTW-RE 044	ANTENNA	HL050	100094	R&S	2006/5/29	2008/5/28
ETSTW-RE 048	Triple Loop Antenna	HXYZ 9170	HXYZ 9170-134	Schwarzbeck	2005/3/22	2008/3/21
ETSTW-RE 049	TRILOG Super Broadband test Antenna	VULB 9160	9160-3185	Schwarzbeck	2005/5/19	2007/5/18
ETSTW-RE 055	SPECTRUM ANALYZER	FSU-26	200074	R&S	2005/9/6	2006/9/5
ETSTW-EMI 001	HARMONICS 1000	HAR1000-1P	93	EMC-PARTNER	2005/9/12	2006/9/11

ETSTW-EMS 001	Clamp BASELSTRASSE 160 CH-4242 LAUFEN	CN-EFT1000	354	EMC-PARTNER	2004/11/2	2006/11/1
ETSTW-EMS 002	Frequency Converter	YF-6020	0308014	T-POWER	Function Test	
ETSTW-EMS 003	EMC Immunity Test System	TRA2000IN6	579	EMC-PARTNER	2005/10/27	2006/10/26
ETSTW-EMS 004	ESD generator minizap	ESD2000	016	EMC-PARTNER	2005/10/27	2006/10/26
ETSTW-EMS 005	Attenautor (50Ω)	VERI50	051	EMC-PARTNER	2004/8/31	2006/8/30
ETSTW-EMS 006	Attenautor (1 KΩ)	VERI1K	019	EMC-PARTNER	2004/10/21	2006/10/20
ETSTW-EMS 008	Safety Test Solutions	ELT-400	E-0039	Narda	2005/5/4	2007/5/3
ETSTW-EMS 009	Magnetic Field Antenna	MF1000-1	104	EMC-PARTNER	2004/12/3	2007/12/2
ETSTW-EMS 010	Coupling De-coupling Network	CDN-UTP8	014	EMC-PARTNER	2005/9/1	2008/8/31
ETSTW-EMS 011	Calibration Ficture	F-2031-CF-23MM	451	FCC	2005/8/11	2007/8/11
ETSTW-EMS 012	EM Injection Clamp	F-2031-23MM	476	FCC	2005/8/11	2007/8/10
ETSTW-RS 003	RF Power Amplifier	30S1G3	306933	AR	Function Test	
ETSTW-RS 004	RF Power Amplifier	150W1000	307009	AR	2005/10/21	2006/10/20
ETSTW-RS 005	Electric Field Probe Type 8.3	EMR-20	BN 2244/20	Narda	2005/9/7	2007/9/6
ETSTW-RS 006	SIGNAL GENERATOR	SML03	101551	R&S	2005/10/21	2006/10/20
ETSTW-GSM 01	SIM Simulator	IT3	B2004-50106	ORGA	2005/9/15	2006/9/14
ETSTW-GSM 02	Universal Radio Communication Tester	CMU 200	103489	R&S	2005/11/15	2006/11/14
ETSTW-GSM 03	Agilent 8960 Test Set 1	E5515C	GB44052675	Agilent	2004/7/14	2006/7/13
ETSTW-GSM 04	Agilent 8960 Test Set 2	E5515C	GB44052665	Agilent	2004/7/14	2006/7/13
ETSTW-GSM 05	Agilent 8960 Test Set 3	E5515C	GB44052652	Agilent	2004/7/17	2006/7/16
ETSTW-GSM 06	Agilent 8960 Test Set 4	E5515C	GB44052684	Agilent	2004/7/16	2006/7/15
ETSTW-GSM 07	Agilent 8960 Test Set 5	E5515C	GB44052658	Agilent	2004/7/14	2006/7/13
ETSTW-GSM 08	Agilent 8960 Test Set 6	E5515C	GB44052666	Agilent	2004/7/16	2006/7/15
ETSTW-GSM 09	Controller PC	Dell GX 270	700F61J	Dell	Function Test	
ETSTW-GSM 10	Combiner Wessex / Anite	B4605/100	053	Wessex / Anite	2004/7/14	2006/7/13
ETSTW-GSM 11	GSM 850,900,1800,1900 Test system	TS8950G		R&S	2005/11/1	2006/10/31
ETSTW-GSM 12	Acoustical Calibrator	4231	2463874	Brüel&Kjær	2005/10/31	2006/10/30
ETSTW-GSM 13	Conditioning Amplifier	2690--0S2	2437856	Brüel&Kjær		
ETSTW-GSM 14	Telephone Test Head	4602B	2465324	Brüel&Kjær		
ETSTW-GSM 15	Mouth Simulator	4227	2462516	Brüel&Kjær		
ETSTW-GSM 16	TEMP.&HUMIDITY CHAMBER	GTH-120-40-1P-U	MAA0501002	GIANT FORCE	2005/12/29	2006/12/28
ETSTW-GSM 18	AUDIO ANALYZER	UPL16	100173	R&S	2005/10/29	2006/10/28
ETSTW-GSM 24	Vibration Testing System	VS-100V	5494	Vibration	2005/12/20	2006/12/19

2.4 General Test Procedure

POWER LINE CONDUCTED INTERFERENCE: The procedure used was ANSI STANDARD C63.4-2003 using a 50µH LISN (if necessary). Both lines were observed. The bandwidth of the spectrum analyzer was 10 kHz with an appropriate sweep speed.

RADIATION INTERFERENCE: The test procedure used was according to ANSI STANDARD C63.4-2003 employing a spectrum analyzer. For investigated frequency is equal to or below 1GHz, the RBW and VBW of the spectrum analyzer was 100 kHz and 100kHz respectively with an appropriate sweep speed. For investigated frequency is above 1GHz, both of RBW and VBW of the spectrum analyzer were 1 MHz with an appropriate sweep speed. The analyzer was calibrated in dB above a microvolt at the output of the antenna. The ambient temperature of the UUT was 23°C with a humidity of 40 %.

FORMULA OF CONVERSION FACTORS: The Field Strength at 3m was established by adding the meter reading of the spectrum analyzer (which is set to read in units of dBµV) to the antenna correction factor supplied by the antenna manufacturer. The antenna correction factors are stated in terms of dB.

Example:

Freq (MHz)	METER READING + ACF + CABLE LOSS (to the receiver) = FS
33	20 dBµV + 10.36 dB + 6 dB = 36.36 dBµV/m @3m

The UUT was placed on a table 80 cm high and with dimensions of 1m by 1.5m (non metallic table) and arranged according to ANSI C63.4-2003 Section 13.1.2. The table used for radiated measurements is capable of continuous rotation. The spectrum was scanned from 30 MHz to the frequency specified as follows:

(1) If the intentional radiator operates below 10 GHz: to the tenth harmonic of the highest fundamental frequency or to 40 GHz, whichever is lower.
(2) If the intentional radiator operates at or above 10 GHz and below 30 GHz: to the fifth harmonic of the highest fundamental frequency or to 100 GHz, whichever is lower.
(3) If the intentional radiator operates at or above 30 GHz: to the fifth harmonic of the highest fundamental frequency or to 200 GHz, whichever is lower, unless specified otherwise elsewhere in the rules.
(4) If the intentional radiator contains a digital device, regardless of whether this digital device controls the functions of the intentional radiator or the digital device is used for additional control or function purposes other than to enable the operation of the intentional radiator, the frequency range shall be investigated up to the range specified in paragraphs (a)(1)-(a)(3) of this section or the range applicable to the digital device, as shown in paragraph (b)(1) of this Section, whichever is the higher frequency range of investigation.

For hand-held devices, a exploratory test was performed with three (3) orthogonal planes to determine the highest emissions.
Measurements were made by ETS Dr.Genz Taiwan PS Co., Ltd. at the registered open field test site located at No.5-1, Shuang Sing Village, LiShuei Rd., Wanli Township, Taipei County 207, Taiwan (R.O.C.) The Registration Number: 930600.

When an emission was found, the table was rotated to produce the maximum signal strength. At this point, the antenna was raised and lowered from 1m to 4m. The antenna was placed in both the horizontal and vertical planes.

When the radiated emission limits are expressed in terms of the average value of the emission, and pulsed operation is employed, the measurement field strength shall be determined by averaging over one complete pulse train, including blanking intervals, as long as the pulse train does not exceed 0.1 seconds. As an alternative (provided the transmitter operates for longer than 0.1 seconds) or in cases where the pulse train exceeds 0.1 seconds, the measured field strength shall be determined from the average absolute voltage during a 0.1 second interval during which the field strength is at its maximum value.

The formula is as follows:
Average = Peak + Duty Factor
Duty Factor = 20 log (dwell time/T)
T = 100ms when the pulse train period is over 100 ms or the period of the pulse train.

Modified Limits for peak according to 15.35 (b) = Max Permitted average Limits + 20dB

ANTENNA & GROUND:
This unit uses Antenna 2.4G+R-SMA CONNECTOR. (see photos)

3 Test results (enclosure)

TEST CASE	Para. Number	Required	Test passed	Test failed
Peak Output Power	15.247(b)(3)	☒	☒	☐
Equivalent radiated Power	15.247(b)(3)	☒	☒	☐
Spurious Emissions radiated – Transmitter operating	15.247(c)	☒	☒	☐
Band Edge Measurement	15.247(c)	☒	☒	☐
Minimum 6 dB Bandwidth	15.247(a)(2)	☒	☒	☐
Peak Power Spectral Density	15.247(d)	☒	☒	☐
Radiated Emission from Digital Part And Receiver L.O.	15.109	☒	☒	☐
Power Line Conducted Emission	15.207	☒	☒	☐

The follows is intended to leave blank.

3.1 Peak Output Power (transmitter)

FCC Rule: 15.247(b)(3)

This measurement applies to equipment with an integral antenna and to equipment with an antenna connector and equipped with an antenna as declared by the applicant.

The power was measured with modulation (declared by the applicant).

Test condition		Conducted Power		
		Channel A	Channel B	Channel C
		[dBm]	[dBm]	[dBm]
T_{nom}= 23°C	**V_{nom} = 120 V**	22.64	22.64	20.95
Measurement uncertainty		< 3 dB		

Test condition T_{nom}= 23°C, **V_{nom} = 120 V**	Signal Field strength TX highest power mode dB μ V/m
Frequency [MHz]	
2412	101.73
Measurement uncertainty	< 3 dB

Remarks: The diagrams for the field strength measurements are included in Appendix.
Limits:

Frequency MHz	Power dBm
902 - 928	30
2400 – 2483.5	30
5725 – 5850	30

In case of employing transmitter antennas having antenna gain > 6 dBi and using fixed point-to point operation consider §15.247 (b)(4)

Test equipment used: ETSTW-RE 003, ETSTW-RE 004, ETSTW-RE 055

3.2 Equivalent isotropic radiated power

FCC Rule: 15.247(b)(3)

EIRP = max. conducted output power + antenna gain
EIRP = 22.64dBm + 3.3dBi
= 25.94dBm
Limit: EIRP = +36 dBm for Antenna gain <6dBi

3.2.1 Transmitter

Integral Antenna:
At the transmitter the measurement was transacted with the modulation declared by the manufactrer and the maximum available output power of the EUT.
In this arrangement the EUT fulfils the requirements of the FCC rules § 15.247, subpart C, section b.

3.3 RF Exposure Compliance Requirements

The test sample is a WLAN access point intended for fixed installation.
FCC OET Bulletin 65 Edition 97.01 determines the equations for predicting RF fields and applicable limits.
The prediction for power density in the far-field but will over-predict power density in the near field, where it could be used for walking a "worst case" or conservative prediction.

$$S = \frac{PG}{4\pi R^2}$$

S – Power Density
P – Output power ERP
R – Distance
D – Cable Loss
AG – Antenna Gain G = AG-D

Item	Unit	Value	Remarks
P	mW	183.65383	Peak value
D	dB		
AG	dBi	2.2	
G		3.3	Calculated Value
R	cm	20	Assumed value
S	mW/cm^2	0.120574	Calculated value

Limits:

Limit for General Population / Uncontrolled Exposure	
Frequency (MHz)	Power Density (mW/cm^2)
1500 – 100.000	1,0

3.4 Transmitter Radiated Emissions in Restricted Bands

FCC Rules: 15.247 (c), 15.205, 15.209, 15.35
Radiated emission measurements were performed from 30 MHz to 1000 MHz.
For radiated emission tests, the analyzer setting was as followings:

Frequency ≦ 1 GHz, RBW:100 kHz, VBW: 100 kHz (Peak measurements)
Frequency ＞1 GHz, RBW: 1 MHz, VBW: 1 MHz (Peak measurements)
Frequency ＞1 GHz , RBW:1 MHz , VBW: 100Hz (Average measurements)

Limits.

For frequencies below 1GHz:

Frequency of Emission (MHz)	Field strength (microvolts/meter)	Field Strength (dB microvolts/meter)
30 - 88	100	40.0
88 - 216	150	43.5
216 - 960	200	46.0
Above	500	54.0

For frequencies above 1GHz (Average measurements).

Guidance on Measurement of DSSS Systems:
"If the emission is pulsed, modify the unit for continuous operation, use the setting shown above, then correct the reading by subtracting the peak-average correction factor, derived from the appropriate duty cycle calculation."

The correction factor, based on the total channel dwell time in a 100 ms period, may be mathematically applied to a measurement made with an average detector, to further reduce the value.

Duty cycle correction = 20 log (dwell time/ 100ms)

No duty cycle correction was added to the reading.

54.0dB μ V/m + 20 dB= 74 dB μ V/m

Remarks: see attached diagrams

Test equipment used: ETSTW-RE 003, ETSTW-RE 004, ETSTW-RE 030,ETSTW-RE 017
ETSTW-RE 028, ETSTW-RE 029, ETSTW-RE 042, ETSTW-RE 043

3.5 Spurious Emissions (tx)

Spurious emission was measured with modulation (declared by manufacturer).

In any 100 kHz bandwidth outside the frequency band in which the intentional radiator is operating, the radio frequency power that is produced by the intentional radiator shall be at least 20dB below that in the 100 kHz bandwidth within the band that contains the highest level of the desired power, based on either an RF conducted or a radiated measurement. Attenuation below the general limits specified in § 15.209(a) is not required. In addition, radiated emissions which fall in the restricted bands, as defined in § 15.205(a), must also comply with the radiated emission limits specified in § 15.209(a) (see § 15.205(c))

FCC Rule: 15.247(c), 15.35
For out of band emissions that are close to or that exceed the 20 dB attenuation requirement described in the specification, radiated measurements were performed at a 3 m separation distance to determine whether these emissions complied with the general radiated emission requirement.
Limits:
For frequencies below 1GHz:
Max. reading – 20 dB
101.73dB μ V/m- 20 dB= 81.73dB μ V/m

Guidance on Measurement of DSSS Systems:
"If the emission is pulsed, modify the unit for continuous operation, use the settings shown above, then correct the reading by subtracting the peak-average correction factor, derived from the appropriate duty cycle calculation."

The correction factor, based on the total channel dwell time in a 100 ms period, may be mathematically applied to a measurement made with an average detector, to further reduce the value.

Duty Cycle correction = 20 log (dwell time/100ms)
For frequencies above 1GHz (Peak measurements).
Limit = max. aver. Reading-20dB+20dB(because Peak detector is used)

81.73dB μ V/m

For frequencies above 1GHz (Average measurements).
Max. reading – 20dB

No duty cycle correction was added to the reading
101.73dB μ V/m- 20 dB= 81.73dB μ V/m

Remarks: see attached diagrams
Test equipment used: ETSTW-RE 003, ETSTW-RE 004, ETSTW-RE 030, ETSTW-RE 017
ETSTW-RE 028, ETSTW-RE 029, ETSTW-RE 042 ETSTW-RE 043

Registration number: W6D20605-7004-C-2
FCC ID: UFG-DDC36G

SAMPLE CALCULATION OF LIMIT. All results will be updated by an automatic measuring system in accordance with point 2.3.
Calculation of test results:
Such factors like antenna correction, cable loss, external attenuation etc. are already included in the provided measurement results. This is done by using validated test software and calibrated test system according the accreditation requirements.

The peak and average spurious emission plots was measured with the average limits.
In the Table being listed the critical peak and average value and exhibit the compliance with the above calculated Limits.

If in the column's correction factor states a value then the max. Field strength in the same row is corrected by a value gained from the "Duty-Cycle Correction Factor".

Summary table with radiated data of the test plots

Low Channel

Antenna Polarization	Frequency Marker (MHz)	Corrected Reading (dBuV)		Correction Factor (dB)	Test Result (dBuV/m)		Compliance Limit (dBuV/m)		Margin (dB)		Table Azimuth (degree)	Antenna Height (cm)
		PK	AV		PK	QP	PK	AV	PK	AV		
H	2390	61.18	48.08	2.09	63.27	50.17	74	54	10.73	3.83	231	146
	2493.06	48.76	--	-1.24	47.52	--	--	54	--	6.48	288	154
	Frequency Marker (MHz)	**Corrected Reading (dBuV)**		**Correction Factor (dB)**	**Test Result (dBuV/m)**		**Compliance Limit (dBuV/m)**		**Margin (dB)**		**Table Azimuth (degree)**	**Antenna Height (cm)**
		PK	QP		PK	QP	PK	QP	PK	QP		
	125.01	--	27.78	13.77	--	41.55	--	43.52	--	1.97	189	368
	266.65	--	27.79	14.12	--	41.91	--	46	--	4.09	165	162
	400.4	20.47	--	17.79	38.26	--	--	46	--	7.74	208	259

Antenna Polarization	Frequency Marker (MHz)	Corrected Reading (dBuV)		Correction Factor (dB)	Test Result (dBuV/m)		Compliance Limit (dBuV/m)		Margin (dB)		Table Azimuth (degree)	Antenna Height (cm)
		PK	AV		PK	AV	PK	AV	PK	AV		
V	2390	66.65	50.74	2.09	68.74	52.83	74	54	5.26	1.17	75	162
	2490	66.51	51.63	-1.24	65.27	50.39	74	54	8.73	3.61	78	183
	Frequency Marker (MHz)	**Corrected Reading (dBuV)**		**Correction Factor (dB)**	**Test Result (dBuV/m)**		**Compliance Limit (dBuV/m)**		**Margin (dB)**		**Table Azimuth (degree)**	**Antenna Height (cm)**
		PK	QP		PK	QP	PK	QP	PK	QP		
	125.01	--	57.01	13.77	--	70.78	--	43.52	--	27.26	211	147
	265.73	--	28.01	14.12	--	42.13	--	46	--	3.87	155	172
	333.06	23.41	--	16.14	39.55	--	--	46	--	6.45	261	144

Registration number: W6D20605-7004-C-2
FCC ID: UFG-DDC36G

Middle Channel

Antenna Polarization	Frequency Marker (MHz)	Corrected Reading (dBuV)		Correction Factor (dB)	Test Result (dBuV/m)		Compliance Limit (dBuV/m)		Margin (dB)		Table Azimuth (degree)	Antenna Height (cm)
		PK	AV		PK	QP	PK	AV	PK	AV		
H	2364.12	45.29	--	2.09	47.38	--	--	54	--	6.62	258	156
	2492.04	49.32	--	-1.24	48.08	--	--	54	--	5.92	271	178
	Frequency Marker (MHz)	Corrected Reading (dBuV)		Correction Factor (dB)	Test Result (dBuV/m)		Compliance Limit (dBuV/m)		Margin (dB)		Table Azimuth (degree)	Antenna Height (cm)
		PK	QP		PK	QP	PK	QP	PK	QP		
	125.05	26.66	--	13.77	40.43	--	--	43.52	--	3.09	197	249
	266.65	--	27.86	14.12	--	41.98	--	46	--	4.02	154	199
	400.4	22.9	--	17.79	40.69	--	--	46	--	5.31	183	274

Antenna Polarization	Frequency Marker (MHz)	Corrected Reading (dBuV)		Correction Factor (dB)	Test Result (dBuV/m)		Compliance Limit (dBuV/m)		Margin (dB)		Table Azimuth (degree)	Antenna Height (cm)
		PK	AV		PK	AV	PK	AV	PK	AV		
V	2359.37	55.29	39.47	2.09	57.38	41.56	74	54	16.62	12.44	79	156
	2490.34	57.45	43.02	-1.24	56.21	41.78	74	54	17.79	12.22	82	179
	Frequency Marker (MHz)	Corrected Reading (dBuV)		Correction Factor (dB)	Test Result (dBuV/m)		Compliance Limit (dBuV/m)		Margin (dB)		Table Azimuth (degree)	Antenna Height (cm)
		PK	QP		PK	QP	PK	QP	PK	QP		
	125.05	26.82	--	13.77	40.59	--	--	43.52	--	2.93	208	116
	265.73	--	27.93	14.12	--	42.05	--	46	--	3.95	134	156
	333.06	24.37	--	16.14	40.51	--	--	46	--	5.49	268	294

High Channel

Antenna Polarization	Frequency Marker (MHz)	Corrected Reading (dBuV)		Correction Factor (dB)	Test Result (dBuV/m)		Compliance Limit (dBuV/m)		Margin (dB)		Table Azimuth (degree)	Antenna Height (cm)
		PK	AV		PK	QP	PK	AV	PK	AV		
H	2484.09	64.16	48.61	-1.25	62.91	47.36	74	54	11.09	6.64	268	151
	Frequency Marker (MHz)	Corrected Reading (dBuV)		Correction Factor (dB)	Test Result (dBuV/m)		Compliance Limit (dBuV/m)		Margin (dB)		Table Azimuth (degree)	Antenna Height (cm)
		PK	QP		PK	QP	PK	QP	PK	QP		
	125.05	26.12	--	13.77	39.89	--	--	43.52	--	3.63	195	381
	266.65	--	28.1	14.12	--	42.22	--	46	--	3.78	162	205
	400.4	22.85	--	17.79	40.64	--	--	46	--	5.36	199	264

Registration number: W6D20605-7004-C-2
FCC ID: UFG-DDC36G

Antenna Polarization	Frequency Marker (MHz)	Corrected Reading (dBuV)		Correction Factor (dB)	Test Result (dBuV/m)		Compliance Limit (dBuV/m)		Margin (dB)		Table Azimuth (degree)	Antenna Height (cm)
		PK	AV		PK	AV	PK	AV	PK	AV		
V	2484.12	71.77	54.36	-1.25	70.52	53.11	74	54	3.48	0.89	77	173
	2390	56.53	43.84	2.09	58.62	45.93	74	54	15.38	8.07	82	154
	Frequency Marker (MHz)	**Corrected Reading (dBuV)**		**Correction Factor (dB)**	**Test Result (dBuV/m)**		**Compliance Limit (dBuV/m)**		**Margin (dB)**		**Table Azimuth (degree)**	**Antenna Height (cm)**
		PK	QP		PK	QP	PK	QP	PK	QP		
	73.94	26.04	--	11.62	37.66	--	--	40	--	2.34	213	114
	125.05	26.24	--	13.77	40.01	--	--	43.52	--	3.51	210	162
	266.67	--	28.44	14.12	--	42.56	--	46	--	3.44	144	161
	400.4	20.64	--	17.79	38.43	--	--	46	--	7.57	257	132

Note
1. **Correction Factor = Antenna factor + Cable loss - Preamplifier**
2. **The formula of measured value as: Test Result = Corrected Reading + Correction Factor**
3. **Detector function in the form : P = Peak, QP = Quasi Peak, AV = Average**

Freq. – Frequency Range:

1:	30	-	200 MHz
2:	200	-	1000 MHz
3:	1	-	4 GHz
4:	4	-	8 GHz
5:	8	-	12 GHz
6:	12	-	17 GHz
7:	17	-	26.5 GHz

All not in the table noted test results are more than 20 dB below the relevant limits.
All other not noted test polts do not contain significant test results in relation to the limits.

TEST RESULT (Transmitter): The unit DOES meet the FCC requirements.

Comment: see attached diagrams
Test equipment used: ETSTW-RE 003, ETSTW-RE 004, ETSTW-RE 030, ETSTW-RE 017

3.6 Minimum 6 dB Bandwidth

The analyzer ResBW was set to 100 kHz. For each RF output channel investigated, the spectrum analyzer center frequency was set to the channel carrier. A PEAK reading was taken, two markers were set 6 dB below the maximum level on the right and the left side of the emission.
The 6 dB bandwidth is the frequency difference between the two markers.

Test conditions		6 dB Bandwidth		
		Channel A	Channel B	Channel C
T_{nom}= 23°C	V_{nom} = 120 V	16.55310563 MHz	16.55310547 MHz	16.55310571 MHz
Measurement uncertainty			< 10 Hz	

Limits:

Frequency Range MHz	**Limits**
902-928	min 500 kHz
2400-2483.5	min 500 kHz
5725-5850	min 500 kHz

Test equipment used: ETSTW-RE 003, ETSTW-RE 004, ETSTW-RE 055

Comment: see attached diagram

3.7 Peak Power Spectral Density

Peak Power Spectral density is a measured at low, middle and high channel.
The Peak Power Spectral Density result which was measured with a bandwidth of 3 kHz, and Set VBW > RBW, sweep= (SPAN/3 kHz) e.g., for a span of 1.5 MHz, the sweep should be $1.5 \times 10^6 \div 3 \times 10^3 = 500$ seconds. The peak level measured must be no greater than + 8 dBm.

Test conditions		Peak Power Spectral Density (3 kHz)		
		Channel A [dBm]	Channel B [dBm]	Channel C [dBm]
T_{nom}= 23°C	V_{nom} = 120 V	-16.20	-16.72	-17.30
Measurement uncertainty		< 3 Hz		

Limits:

Frequency Range MHz	dBm
902-928	8
2400-2483,5	8
5725-5850	8

Test equipment used: ETSTW-RE 003, ETSTW-RE 004, ETSTW-RE 055

Comment: see attached diagram

Registration number: W6D20605-7004-C-2
FCC ID: UFG-DDC36G

3.8 Radiated Emissions from Receiver Section of Transceiver

FCC Rule: 15.109

Summary table with radiated data of the test plots
RX
Low Channel

Antenna Polarization	Frequency Marker (MHz)	Corrected Reading (dBuV)		Correction Factor (dB)	Test Result (dBuV/m)		Compliance Limit (dBuV/m)		Margin (dB)		Table Azimuth (degree)	Antenna Height (cm)
		PK	AV		PK	QP	PK	AV	PK	AV		
H	801.2	-25.14	17.7	25.14	--	42.84	--	46	--	3.16	288	149
	833.26	-25.56	17.32	25.56	--	42.88	--	46	--	3.12	189	168
	934.26	-27.11	12	27.11	--	39.11	--	46	--	6.89	227	153
	1264.52	52.29	--	-7.88	44.41	--	--	54	--	9.59	177	216
	3819.63	45.61	--	2.19	47.8	--	--	54	--	6.2	264	203
	Frequency Marker (MHz)	Corrected Reading (dBuV)		Correction Factor (dB)	Test Result (dBuV/m)		Compliance Limit (dBuV/m)		Margin (dB)		Table Azimuth (degree)	Antenna Height (cm)
		PK	QP		PK	QP	PK	QP	PK	QP		
	125.05	24.36	--	13.77	38.13	--	--	43.5	--	5.37	194	339
	265.73	-14.26	27.92	14.26	--	42.18	--	46	--	3.82	279	369
	533.46	-20.24	22.62	20.24	--	42.86	--	46	--	3.14	288	162
	567.13	-21.24	23.08	21.24	--	44.32	--	46	--	1.68	195	183
	767.53	-24.71	16.97	24.71	--	41.68	--	46	--	4.32	215	196

Antenna Polarization	Frequency Marker (MHz)	Corrected Reading (dBuV)		Correction Factor (dB)	Test Result (dBuV/m)		Compliance Limit (dBuV/m)		Margin (dB)		Table Azimuth (degree)	Antenna Height (cm)
		PK	AV		PK	AV	PK	AV	PK	AV		
V	1396.79	52.92	--	-8.61	44.31	--	--	54	--	9.69	264	188
	3272.54	46.72	--	0.26	46.98	--	--	54	--	7.02	296	242
	Frequency Marker (MHz)	Corrected Reading (dBuV)		Correction Factor (dB)	Test Result (dBuV/m)		Compliance Limit (dBuV/m)		Margin (dB)		Table Azimuth (degree)	Antenna Height (cm)
		PK	QP		PK	QP	PK	QP	PK	QP		
	125.05	24.14	--	13.77	37.91	--	--	43.5	--	5.59	206	116
	567.13	21.94	--	21.24	43.18	--	--	46	--	2.82	188	271
	833.26	17.69	--	25.55	43.24	--	--	46	--	2.76	290	209

Middle Channel

Antenna Polarization	Frequency Marker (MHz)	Corrected Reading (dBuV)		Correction Factor (dB)	Test Result (dBuV/m)		Compliance Limit (dBuV/m)		Margin (dB)		Table Azimuth (degree)	Antenna Height (cm)
		PK	AV		PK	QP	PK	AV	PK	AV		
H	801.2	-25.14	17.73	25.14	--	42.87	--	46	--	3.13	281	114
	833.26	-25.56	16.06	25.56	--	41.62	--	46	--	4.38	179	106
	934.26	-27.11	11.45	27.11	--	38.56	--	46	--	7.44	232	108
	1030.06	53.52	--	-9.27	44.25	--	--	54	--	9.75	159	212
	1264.52	51.41	--	-7.88	43.53	--	--	54	--	10.47	183	203

Registration number: W6D20605-7004-C-2
FCC ID: UFG-DDC36G

	Frequency Marker (MHz)	Corrected Reading (dBuV)		Correction Factor (dB)	Test Result (dBuV/m)		Compliance Limit (dBuV/m)		Margin (dB)		Table Azimuth (degree)	Antenna Height (cm)
		PK	QP		PK	QP	PK	QP	PK	QP		
	125.05	22.23	--	13.75	35.98	--	--	43.5	--	7.52	199	368
	265.73	-14.26	27.62	14.26	--	41.88	--	46	--	4.12	275	391
	533.46	-20.24	23.68	20.24	--	43.92	--	46	--	2.08	292	143
	567.13	-21.24	23.13	21.24	--	44.37	--	46	--	1.63	183	126
	767.53	-24.71	16.58	24.71	--	41.29	--	46	--	4.17	229	138

Antenna Polarization	Frequency Marker (MHz)	Corrected Reading (dBuV)		Correction Factor (dB)	Test Result (dBuV/m)		Compliance Limit (dBuV/m)		Margin (dB)		Table Azimuth (degree)	Antenna Height (cm)
		PK	AV		PK	AV	PK	AV	PK	AV		
V	1396.79	53.63	--	-8.61	45.02	--	--	54	--	8.98	271	172
	1462.92	53.6	--	-8.41	45.19	--	--	54	--	8.81	284	231
	Frequency Marker (MHz)	Corrected Reading (dBuV)		Correction Factor (dB)	Test Result (dBuV/m)		Compliance Limit (dBuV/m)		Margin (dB)		Table Azimuth (degree)	Antenna Height (cm)
		PK	QP		PK	QP	PK	QP	PK	QP		
	38.85	23.78	--	13.42	37.2	--	--	40	--	2.8	264	156
	567.13	-21.24	19.64	21.24	--	40.88	--	46	--	5.12	185	263
	833.26	-25.55	19.43	25.55	--	44.98	--	46	--	1.02	296	202

High Channel

Antenna Polarization	Frequency Marker (MHz)	Corrected Reading (dBuV)		Correction Factor (dB)	Test Result (dBuV/m)		Compliance Limit (dBuV/m)		Margin (dB)		Table Azimuth (degree)	Antenna Height (cm)
		PK	AV		PK	QP	PK	AV	PK	AV		
H	801.2	-25.14	17.58	25.14	--	42.72	--	46	--	3.28	185	169
	833.26	-25.56	16.21	25.56	--	41.77	--	46	--	4.23	288	131
	934.26	-27.11	11.41	27.11	--	38.52	--	46	--	7.48	241	129
	1030.06	53.42	--	-9.27	44.15	--	--	54	--	9.85	162	216
	1264.52	51.2	--	-7.88	43.32	--	--	54	--	10.68	191	203
	Frequency Marker (MHz)	Corrected Reading (dBuV)		Correction Factor (dB)	Test Result (dBuV/m)		Compliance Limit (dBuV/m)		Margin (dB)		Table Azimuth (degree)	Antenna Height (cm)
		PK	QP		PK	QP	PK	QP	PK	QP		
	125.05	22.3	--	13.77	36.07	--	--	43.5	--	7.43	188	389
	265.73	-14.26	27.46	14.26	--	41.72	--	46	--	4.28	275	362
	533.46	-20.24	22.75	20.24	--	42.99	--	46	--	3.01	295	126
	567.13	-21.24	23.04	21.24	--	44.28	--	46	--	1.72	185	158
	767.53	-24.71	17.02	24.71	--	41.73	--	46	--	4.27	231	191

Registration number: W6D20605-7004-C-2
FCC ID: UFG-DDC36G

Antenna Polarization	Frequency Marker (MHz)	Corrected Reading (dBuV)		Correction Factor (dB)	Test Result (dBuV/m)		Compliance Limit (dBuV/m)		Margin (dB)		Table Azimuth (degree)	Antenna Height (cm)
		PK	AV		PK	AV	PK	AV	PK	AV		
V	Frequency Marker (MHz)	Corrected Reading (dBuV)		Correction Factor (dB)	Test Result (dBuV/m)		Compliance Limit (dBuV/m)		Margin (dB)		Table Azimuth (degree)	Antenna Height (cm)
		PK	QP		PK	QP	PK	QP	PK	QP		
	33.06	35.3	--	--	35.3	--	--	40	--	4.7	218	199
	567.13	-21.24	19.74	21.24	--	40.98	--	46	--	5.02	188	273
	833.26	-25.55	19.61	25.55	--	45.16	--	46	--	0.84	284	209
	1396.79	52.37	--	-8.61	43.76	--	--	54	--	10.24	271	192
	1462.92	51.02	--	-8.41	42.61	--	--	54	--	11.39	279	241

Note
1. **Correction Factor = Antenna factor + Cable loss - Preamplifier**
2. **The formula of measured value as: Test Result = Corrected Reading + Correction Factor**
3. **Detector function in the form : P = Peak, QP = Quasi Peak, AV = Average**

Registration number: W6D20605-7004-C-2
FCC ID: UFG-DDC36G

Digital -Adaptor

Antenna Polarization	Frequency Marker (MHz)	Corrected Reading (dBuv)	Correction Factor (dB)	Detector	Test Result (dBuV/m)	Compliance Limit (dBuV/m)	Margin (dB)	Table Azimuth (degree)	Antenna Height (cm)
H	40.25	25.98	13.58	QP	39.56	40	0.44	190	224
	101.9	30.46	11.5	QP	41.96	43.5	1.54	196	281
	159.65	22.81	15.46	QP	38.27	43.5	5.23	196	217
	249.69	31.83	13.75	QP	45.58	46	0.42	199	331
	499.79	20.5	19.81	QP	40.31	46	5.69	178	232
	533.46	22.97	20.24	QP	43.21	46	2.79	294	261
	567.13	22.97	21.24	QP	44.21	46	1.79	198	117
	624.84	18.33	22.29	QP	40.62	46	5.38	87	132
	632.86	19.09	22.47	QP	41.56	46	4.44	148	210
	749.89	16.65	24.68	QP	41.33	46	4.67	166	142
	767.53	15.85	24.71	QP	40.56	46	5.44	218	132
	799.59	11.1	25.14	QP	36.24	46	9.76	321	168
	833.26	17.12	25.56	QP	42.68	46	3.32	190	122
	934.26	11.61	27.11	QP	38.72	46	7.28	223	131

Antenna Polarization	Frequency Marker (MHz)	Corrected Reading (dBuv)	Correction Factor (dB)	Detector	Test Result (dBuV/m)	Compliance Limit (dBuV/m)	Margin (dB)	Table Azimuth (degree)	Antenna Height (cm)
V	39.44	25.38	13.58	QP	38.96	40	1.04	162	143
	101.9	26.5	11.5	QP	38	43.5	5.5	188	156
	159.79	22	15.46	QP	37.46	43.5	6.04	182	143
	499.79	20.21	19.81	QP	40.02	46	5.98	190	261
	567.13	21.44	21.24	QP	42.68	46	3.32	241	296
	624.84	22.26	22.29	QP	44.55	46	1.45	188	312
	833.26	10.71	25.56	QP	36.27	46	9.73	208	361
	934.26	9.44	27.11	QP	36.55	46	9.45	196	208

Digital –POE

Antenna Polarization	Frequency Marker (MHz)	Corrected Reading (dBuv)	Correction Factor (dB)	Detector	Test Result (dBuV/m)	Compliance Limit (dBuV/m)	Margin (dB)	Table Azimuth (degree)	Antenna Height (cm)
H	265.73	30.61	14.26	QP	44.87	46	1.13	196	327
	499.79	25.18	19.81	QP	44.99	46	1.01	179	243
	533.46	24.88	20.24	QP	45.12	46	0.88	281	113
	567.13	22.99	21.24	QP	44.23	46	1.77	191	116
	624.84	18.37	22.29	QP	40.66	46	5.34	85	135
	666.53	18.47	22.81	QP	41.28	46	4.72	188	142
	749.89	16.89	24.68	QP	41.57	46	4.43	170	182
	767.53	17.91	24.71	QP	42.62	46	3.38	205	169
	801.2	18.07	25.14	QP	43.21	46	2.79	308	183
	833.26	12.55	25.56	QP	38.11	46	7.89	191	163
	900.6	14.29	26.22	QP	40.51	46	5.49	332	134
	934.26	15.77	27.11	QP	42.88	46	3.12	258	121

	634.46	18.8	22.48	QP	41.28	46	4.72	158	116
	43.79	23.16	13.62	QP	36.78	40	3.22	188	396

Antenna Polarization	Frequency Marker (MHz)	Corrected Reading (dBuv)	Correction Factor (dB)	Detector	Test Result (dBuV/m)	Compliance Limit (dBuV/m)	Margin (dB)	Table Azimuth (degree)	Antenna Height (cm)
V	265.73	29.61	14.26	QP	43.87	46	2.13	178	321
	499.79	24.31	19.81	QP	44.12	46	1.88	191	258
	567.13	20.59	21.24	QP	41.83	46	4.17	192	281
	624.84	20.37	22.29	QP	42.66	46	3.34	214	208
	833.26	16.76	25.56	QP	42.32	46	3.68	177	293
	900.6	16.33	26.22	QP	42.55	46	3.45	322	362
	43.81	25.3	13.62	QP	38.92	40	1.08	172	400
	98.47	30.12	11.45	QP	41.57	43.5	1.93	184	112

Note
1. **Correction Factor = Antenna factor + Cable loss - Preamplifier**
2. **The formula of measured value as: Test Result = Corrected Reading + Correction Factor**
3. **Detector function in the form : P = Peak, QP = Quasi Peak, AV = Average**

Except for Class A digital devices, the field strength of radiated emissions from unintentional radiators at a distance of 3 meters shall not exceed the following values:

Frequency of Emission (MHz)	Field Strength (microvolts/meter)	Field Strength (dBmicrovolts/meter)
30 – 88	100	40.0
88 – 216	150	43.5
216 – 960	200	46.0
Above 960	500	54.0

Test equipment used: ETSTW-RE 003, ETSTW-RE 004, ETSTW-RE 028
ETSTW-RE 029, ETSTW-RE 042, ETSTW-RE 043

Comment: see attached diagram

3.9 Power Line Conducted Emission

For an intentional radiator which is designed to be connected to the public utility (AC) power line, the radio frequency voltage that is conducted back onto the AC line on any frequency or frequencies within the band 150 kHz to 30 MHz shall not exceed the limits in the table bellows with this provision shall be based on the measurement of the radio frequency voltage between each power line and ground at the power terminals.

This measurement was transact first with instrumentation using an average and peak detector and a 10 kHz bandwidth. If the peak detector achieves a calculated level, the measurement is repeated by an instrumentation using a quasi-peak detector.

Frequency	Level (dBμV)	
	quasi-peak	average
150 kHz	lower limit line	Lower limit line

(Adaptor)

LISN type	Frequency Marker	Corrected Reading (dBuV)		Correction Factor	Test Result (dBuV)		Compliance Limit (dBuV)		Margin (dB)	
	MHz	QP	AV	dB	QP	AV	QP	AV	QP	AV
N	0.18	35.2	19.9	10.1	45.3	30	64	54	18.7	24
	0.64	40.2	33.6	10.1	50.3	43.7	56	46	5.7	2.3
	1.72	29.4	12.2	10.1	39.5	22.3	56	46	16.5	23.7
	3.67	31	21.4	10.1	41.1	31.5	56	46	14.9	14.5
	8.45	32.5	25.6	10.1	42.6	35.7	60	50	17.4	14.3
	17.39	24.3	18.4	10.1	34.4	28.5	60	50	25.6	21.5

LISN type	Frequency Marker	Corrected Reading (dBuV)		Correction Factor	Test Result (dBuV)		Compliance Limit (dBuV)		Margin (dB)	
	MHz	QP	AV	dB	QP	AV	QP	AV	QP	AV
L1	0.17	40.4	28.5	10.1	50.5	38.6	65	55	14.5	16.4
	0.52	34.9	29.5	10.1	45	39.6	56	46	11	6.4
	0.64	40.3	33.7	10.1	50.4	43.8	56	46	5.6	2.2
	2.68	34.6	24.4	10.1	44.7	34.5	56	46	11.3	11.5
	6.54	31.8	23.9	10.1	41.9	34	60	50	18.1	16
	23.13	22.1	17.8	10.1	32.2	27.9	60	50	27.8	22.1

(POE)

LISN type	Frequency Marker	Corrected Reading (dBuV)		Correction Factor	Test Result (dBuV)		Compliance Limit (dBuV)		Margin (dB)	
	MHz	QP	AV	dB	QP	AV	QP	AV	QP	AV
N	0.15	40.7	11.1	10.1	50.8	21.2	66	56	15.2	34.8
	0.77	19.9	14.9	10.1	30	25	56	46	26	21
	1.55	25.2	18	10.1	35.3	28.1	56	46	20.7	17.9
	4.51	29.5	17.6	10.1	39.6	27.7	56	46	16.4	18.3
	9.03	38.7	27.2	10.1	48.8	37.3	60	50	11.2	12.7
	29.24	22.9	15.9	10.1	33	26	60	50	27	24

LISN type	Frequency Marker	Corrected Reading (dBuV)		Correction Factor	Test Result (dBuV)		Compliance Limit (dBuV)		Margin (dB)	
	MHz	QP	AV	dB	QP	AV	QP	AV	QP	AV
L1	0.15	40.8	11.2	10.1	50.9	21.3	66	56	15.1	34.7
	0.71	22.4	16.5	10.1	32.5	26.6	56	46	23.5	19.4
	1.06	28.2	21.3	10.1	38.3	31.4	56	46	17.7	14.6
	2.75	31.4	23.2	10.1	41.5	33.3	56	46	14.5	12.7
	9.03	38.6	27.1	10.1	48.7	37.2	60	50	11.3	12.8
	29.43	33.8	26.1	10.1	43.9	36.2	60	50	16.1	13.8

Note: 1. The formula of measured value as: Test Result = Corrected Reading + Correction Factor
2. The Correction Factor = Cable Loss + LISN Insertion Loss
3. Detector function in the form : P = Peak, QP = Quasi Peak, AV = Average

Limits:

Frequency of Emission (MHz)	Conducted Limit (dBuV)	
	Quasi Peak	Average
0.15-0.5	66 to 56	56 to 46
0.5-5	56	46
5-30	60	50

Test equipment used: ETSTW-CE 001, ETSTW-CE 003, ETSTW-CE 004, ETSTW-CE 006

Comment: see attached diagram

Appendix

A Peak Output Power
B Spurious Emissions radiated – Transmitter operating
C Band Edge Measurement
D Minimum 6dB Bandwidth
E Peak Power Spectral Density
F Radiated Emissions from Receiver Section of Transceiver
G Power Line Conducted Emission
H Pictures

Appendix A

Peak Output Power

The measurement diagram are wideband pre-scan results; only for reference.

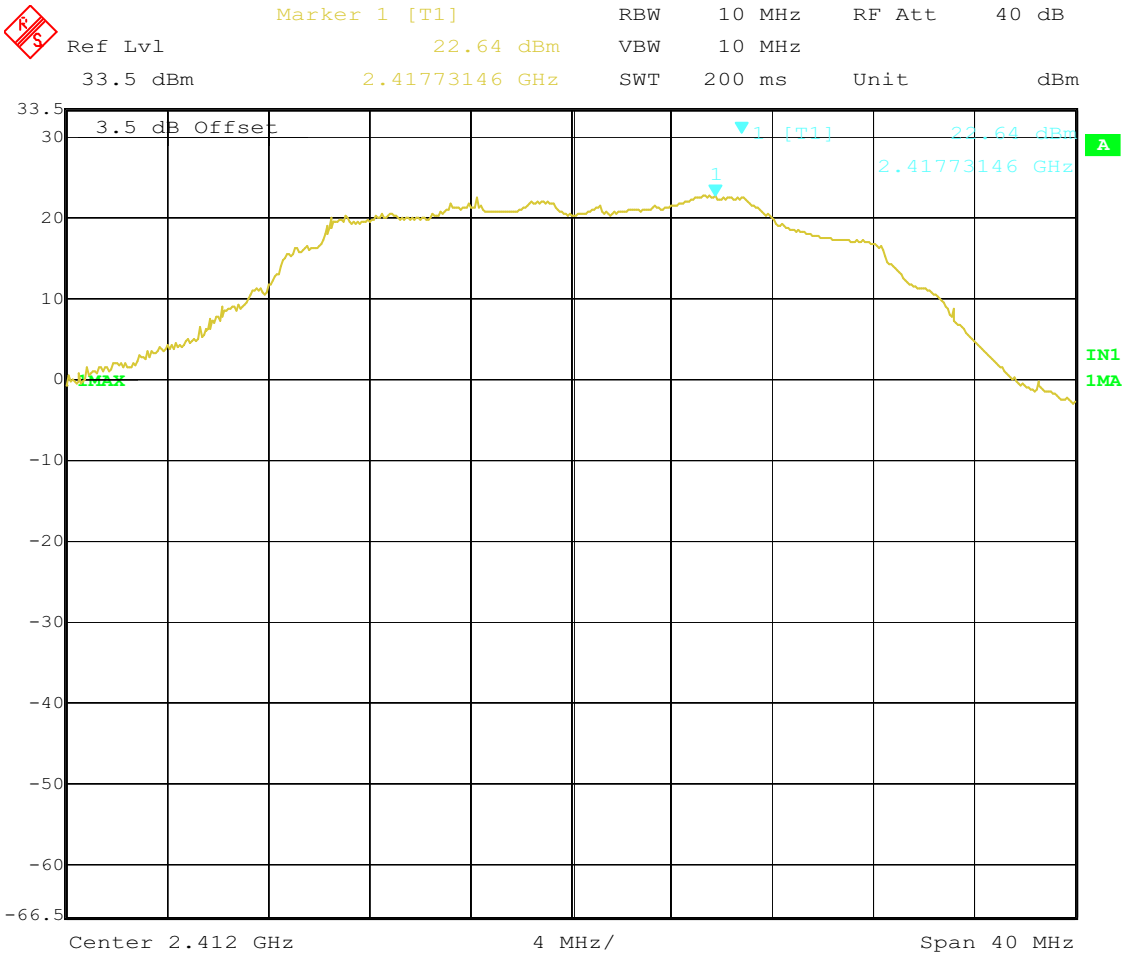

Title: MAX OUTPUT POWER 802.11g CH 1
Date: 6.JUN.2006 14:27:23

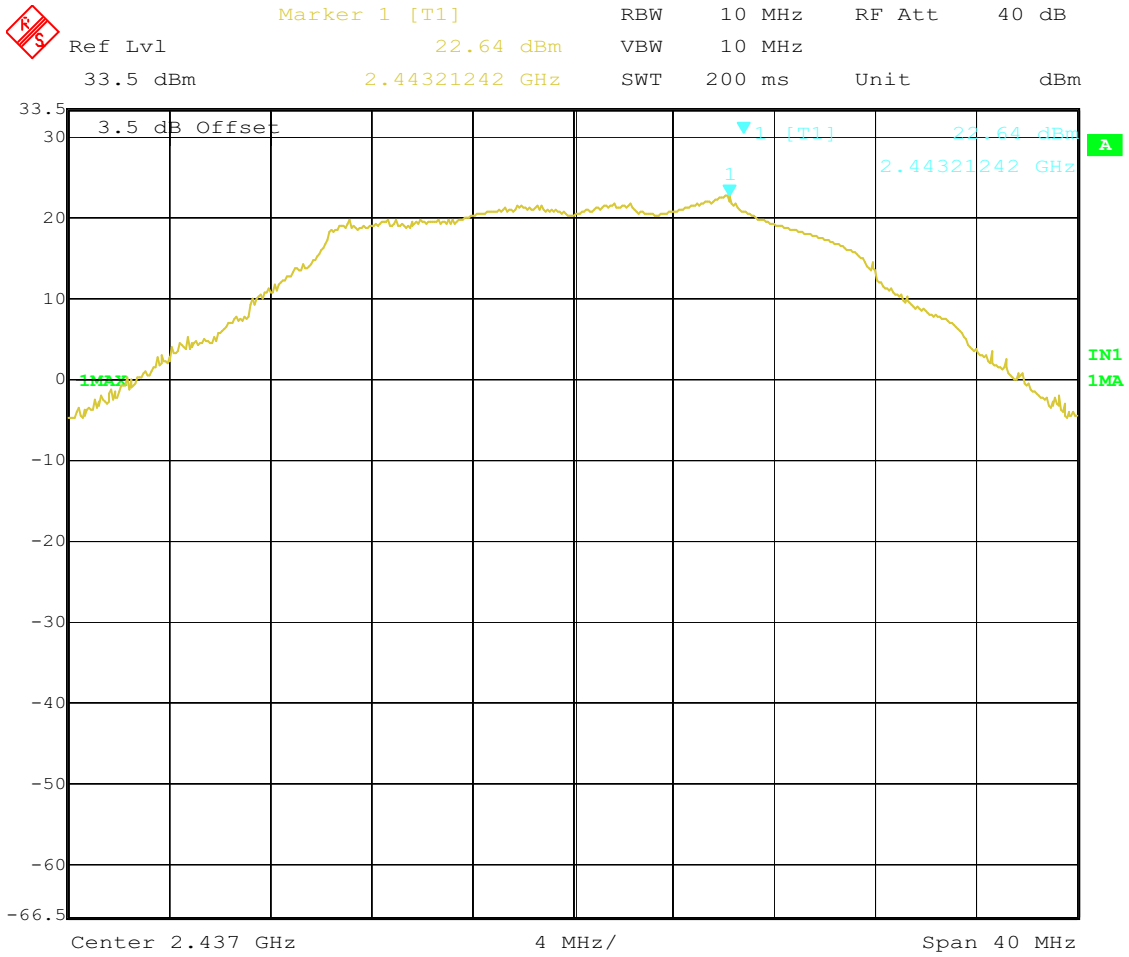

Title: MAX OUTPUT POWER 802.11g CH 6
Date: 6.JUN.2006 14:28:54

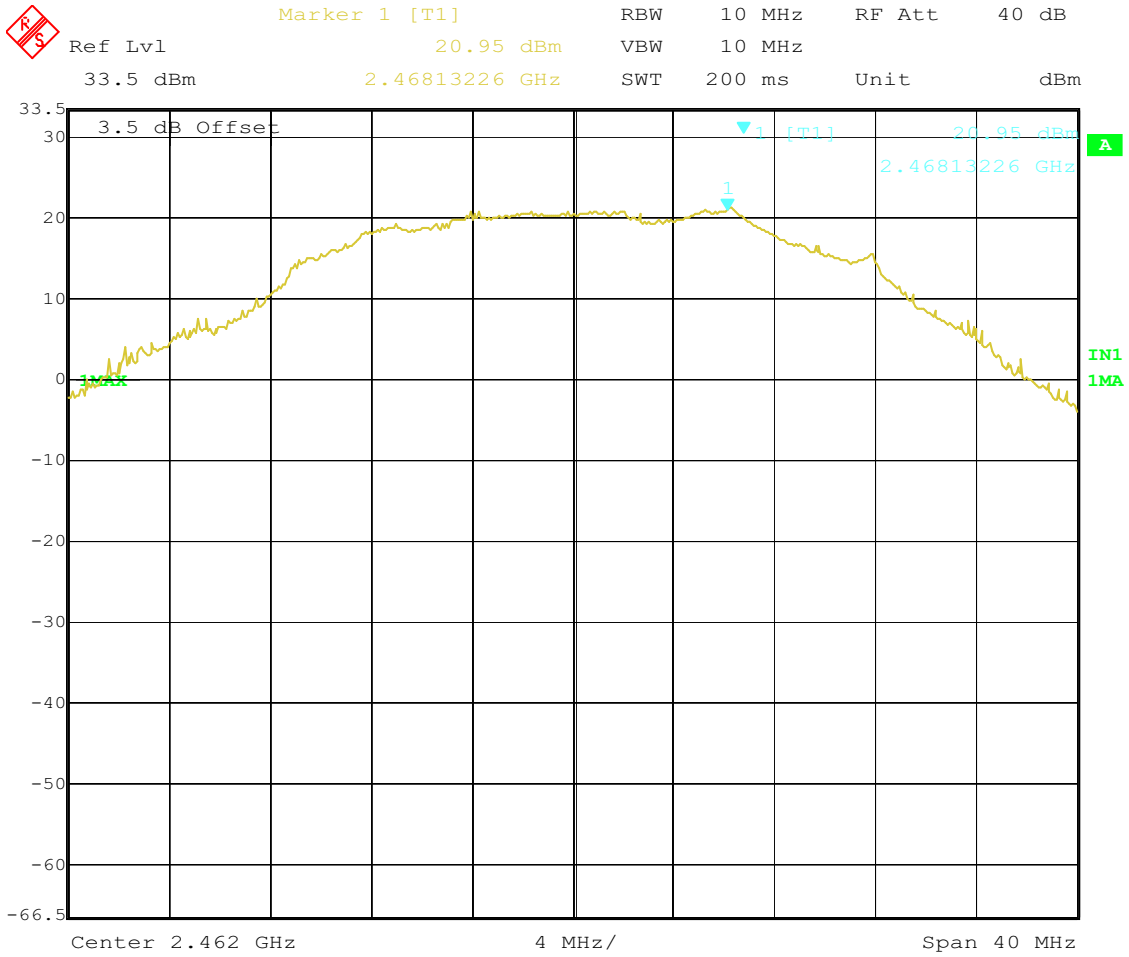

Title: MAX OUTPUT POWER 802.11g CH11
Date: 6.JUN.2006 14:30:09

Carrier power (Field Strength)

FCC RULES PART 15, SUBPART C

EUT:	Integrated High Powered Access Point
MODEL NO:	IWE3302 802.11g low channel
Approval Holder:	Interepoch Technology,Inc.
Test Site / Operator:	ETS / Dennis
Temperature/Voltage:	Temp.: 24.9°C/ Unom.: 120 VAC (ac / dc adaptor)
Test Specification:	according to §15.247
Comment 1:	Dist.: 3m, Ant.: HL025
	Freq: 2.415GHz, Emax: 92.34dBµV/m, RBW: 1MHz

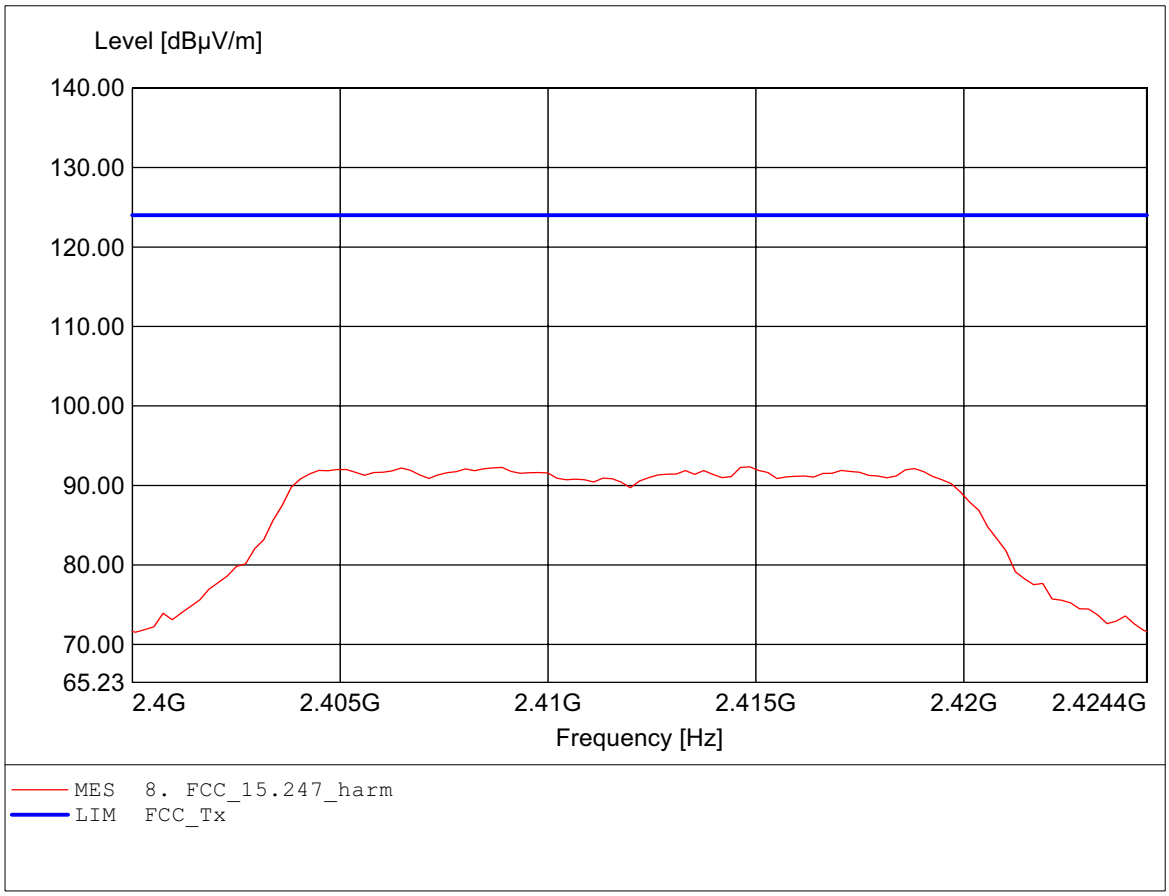

Carrier power (Field Strength)

FCC RULES PART 15, SUBPART C

EUT:	Integrated High Powered Access Point
MODEL NO:	IWE3302 802.11g low channel
Approval Holder:	Interepoch Technology,Inc.
Test Site / Operator:	ETS / Dennis
Temperature/Voltage:	Temp.: 24.9°C/ Unom.: 120 VAC (ac / dc adaptor)
Test Specification:	according to §15.247
Comment 1:	Dist.: 3m, Ant.: HL025
	Freq: 2.410GHz, Emax: 101.73dBµV/m, RBW: 1MHz

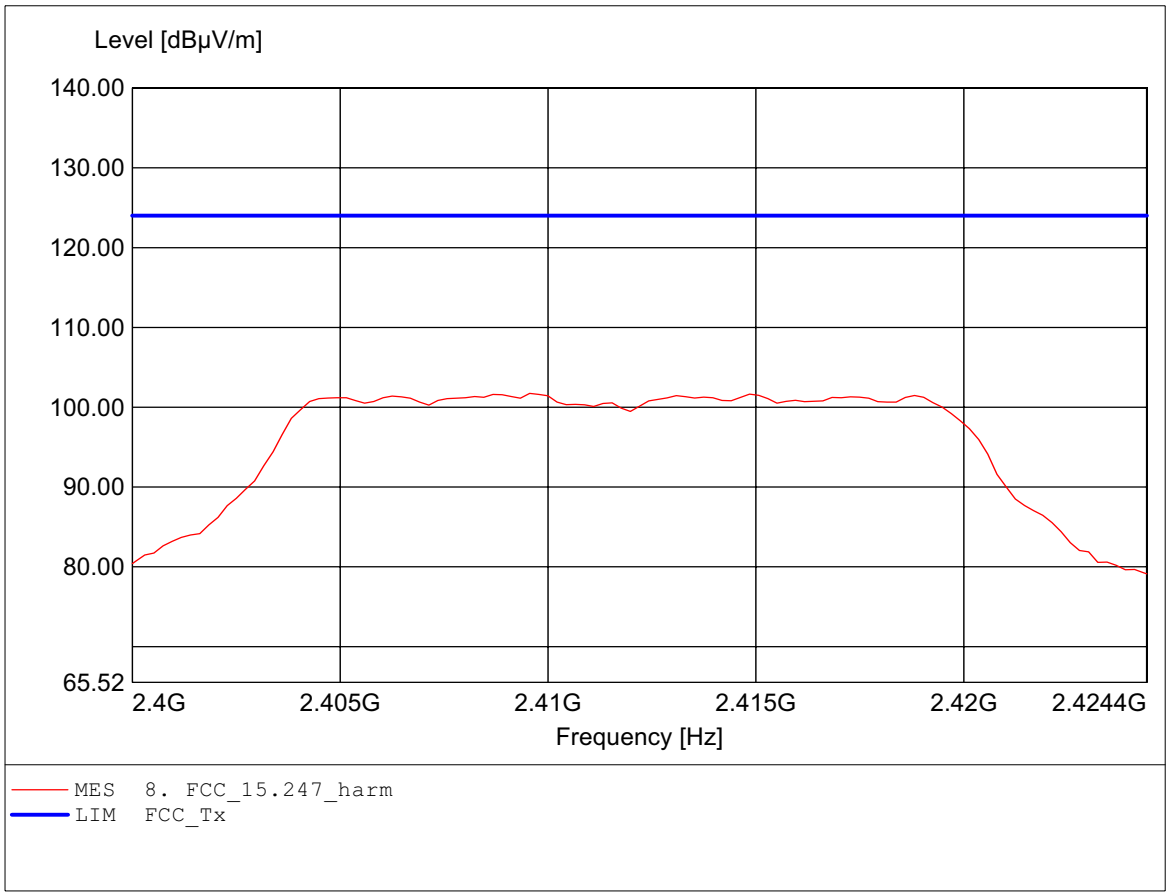

Carrier power (Field Strength)

FCC RULES PART 15, SUBPART C

EUT:	Integrated High Powered Access Point
MODEL NO:	IWE3302 802.11g middle channel
Approval Holder:	Interepoch Technology,Inc.
Test Site / Operator:	ETS / Dennis
Temperature/Voltage:	Temp.: 24.9°C/ Unom.: 120 VAC (ac / dc adaptor)
Test Specification:	according to §15.247
Comment 1:	Dist.: 3m, Ant.: HL025
	Freq: 2.439GHz, Emax: 91.97dBµV/m, RBW: 1MHz

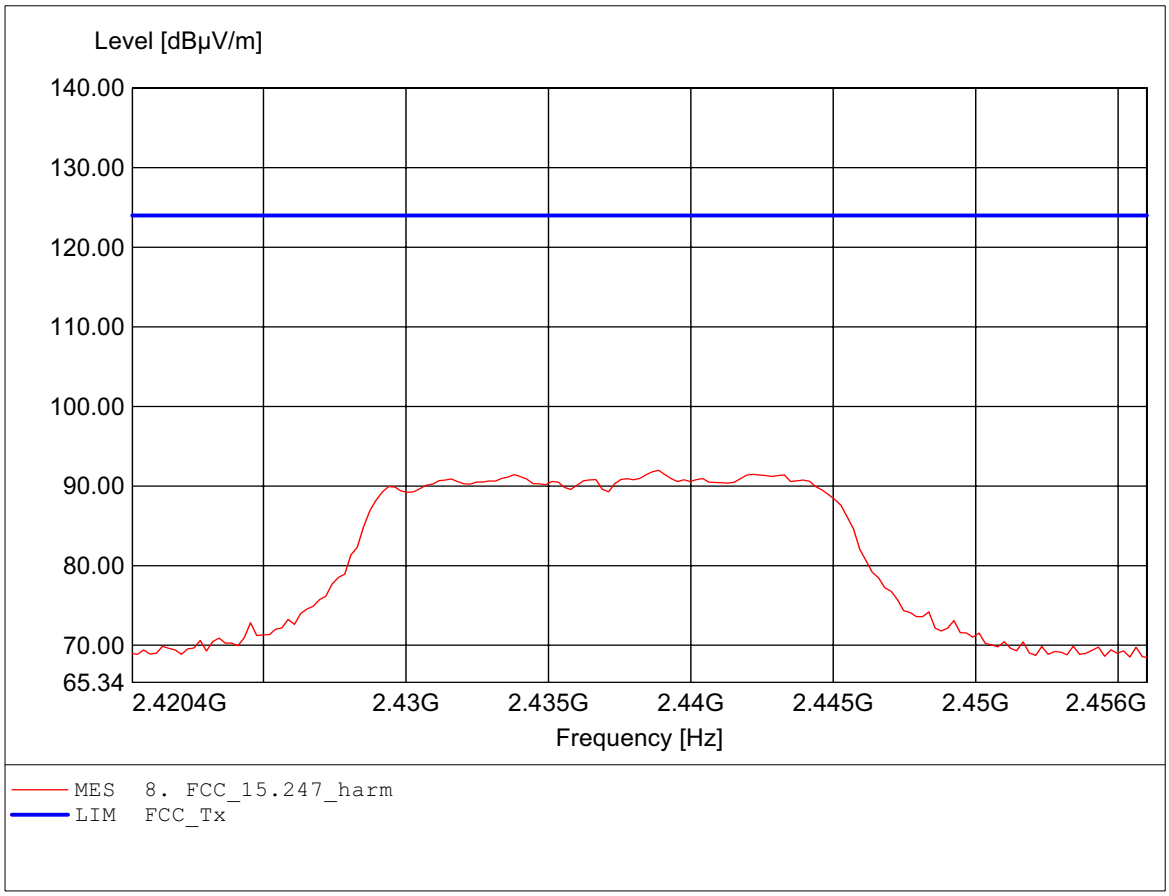

Carrier power (Field Strength)

FCC RULES PART 15, SUBPART C

EUT:	Integrated High Powered Access Point
MODEL NO:	IWE3302 802.11g middle channel
Approval Holder:	Interepoch Technology,Inc.
Test Site / Operator:	ETS / Dennis
Temperature/Voltage:	Temp.: 24.9°C/ Unom.: 120 VAC (ac / dc adaptor)
Test Specification:	according to §15.247
Comment 1:	Dist.: 3m, Ant.: HL025
	Freq: 2.439GHz, Emax: 101.16dBµV/m, RBW: 1MHz

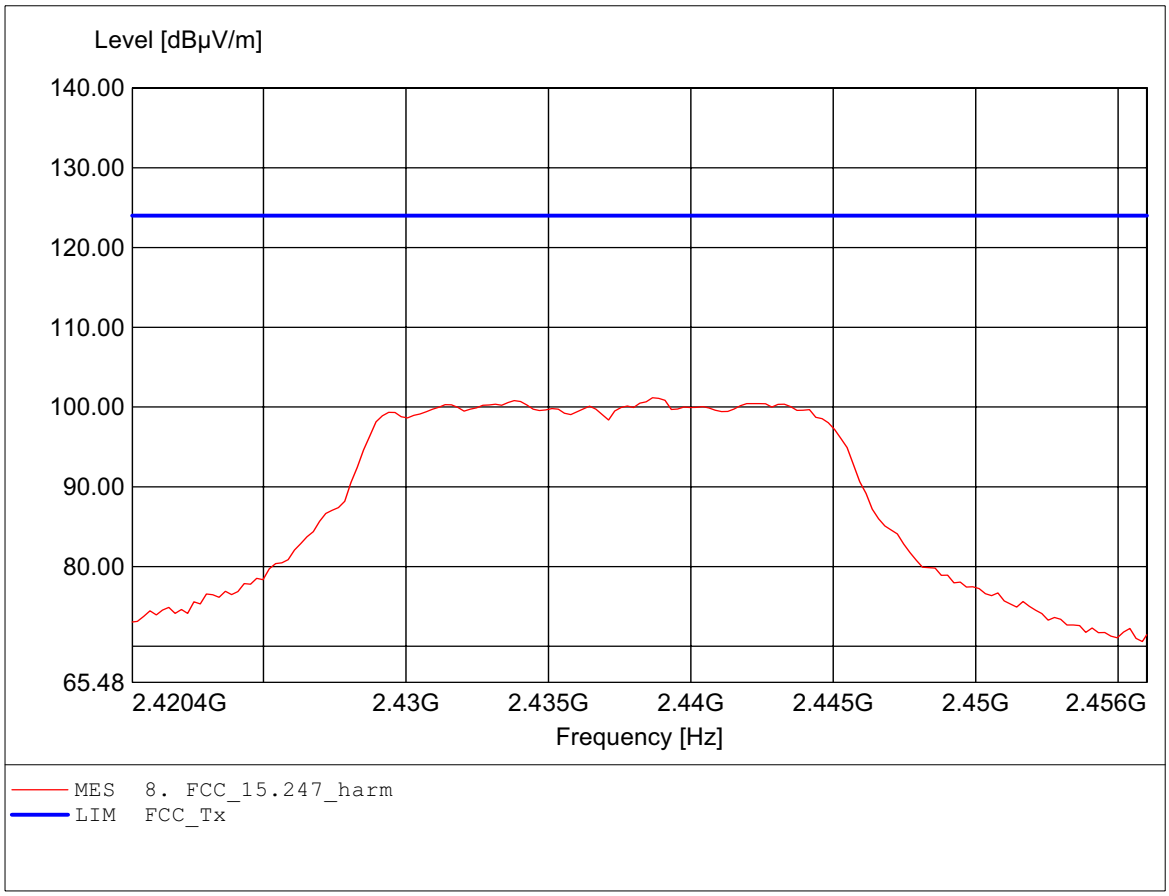

Carrier power (Field Strength)

FCC RULES PART 15, SUBPART C

EUT:	Integrated High Powered Access Point
MODEL NO:	IWE3302 802.11g high channel
Approval Holder:	Interepoch Technology,Inc.
Test Site / Operator:	ETS / Dennis
Temperature/Voltage:	Temp.: 24.9°C/ Unom.: 120 VAC (ac / dc adaptor)
Test Specification:	according to §15.247
Comment 1:	Dist.: 3m, Ant.: HL025
	Freq: 2.460GHz, Emax: 92.21dBµV/m, RBW: 1MHz

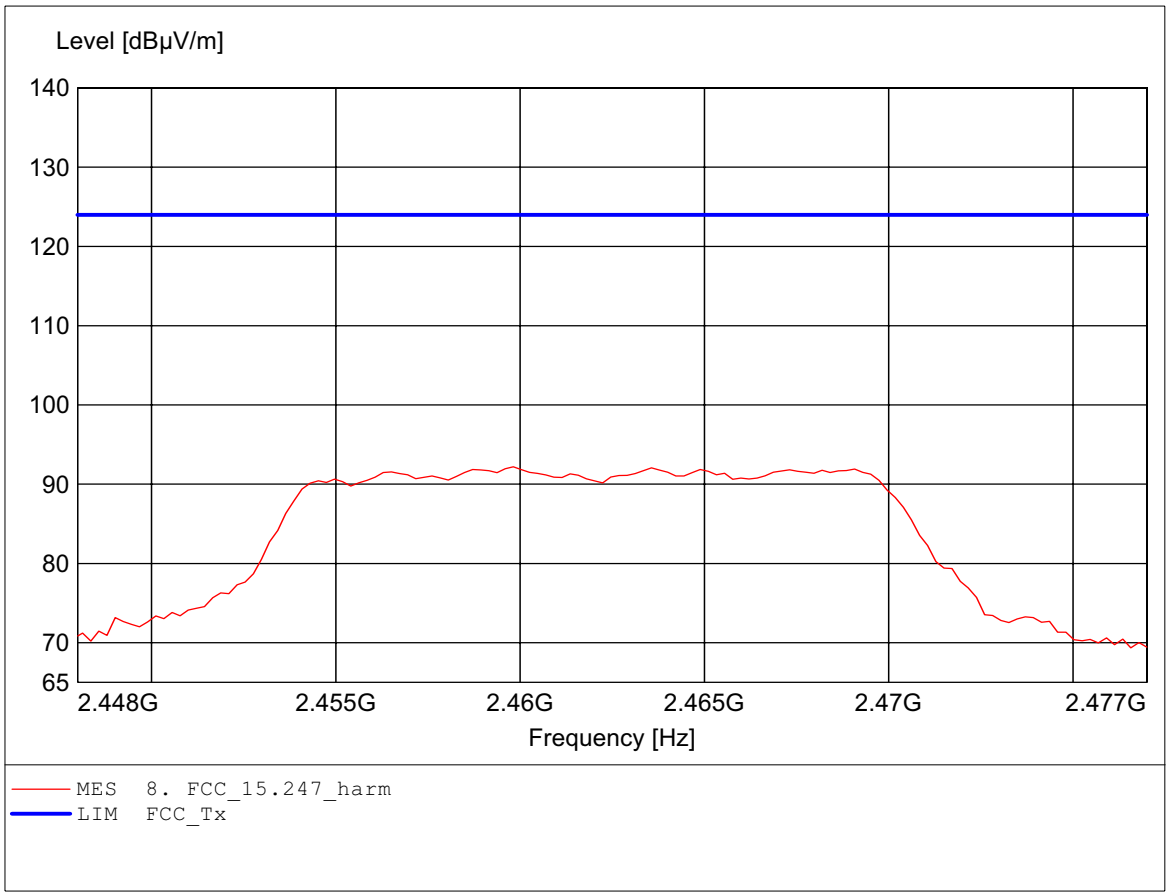

Carrier power (Field Strength)

FCC RULES PART 15, SUBPART C

EUT:	Integrated High Powered Access Point
MODEL NO:	IWE3302 802.11g high channel
Approval Holder:	Interepoch Technology,Inc.
Test Site / Operator:	ETS / Dennis
Temperature/Voltage:	Temp.: 24.9°C/ Unom.: 120 VAC (ac / dc adaptor)
Test Specification:	according to §15.247
Comment 1:	Dist.: 3m, Ant.: HL025
	Freq: 2.460GHz, Emax: 98.19dBµV/m, RBW: 1MHz

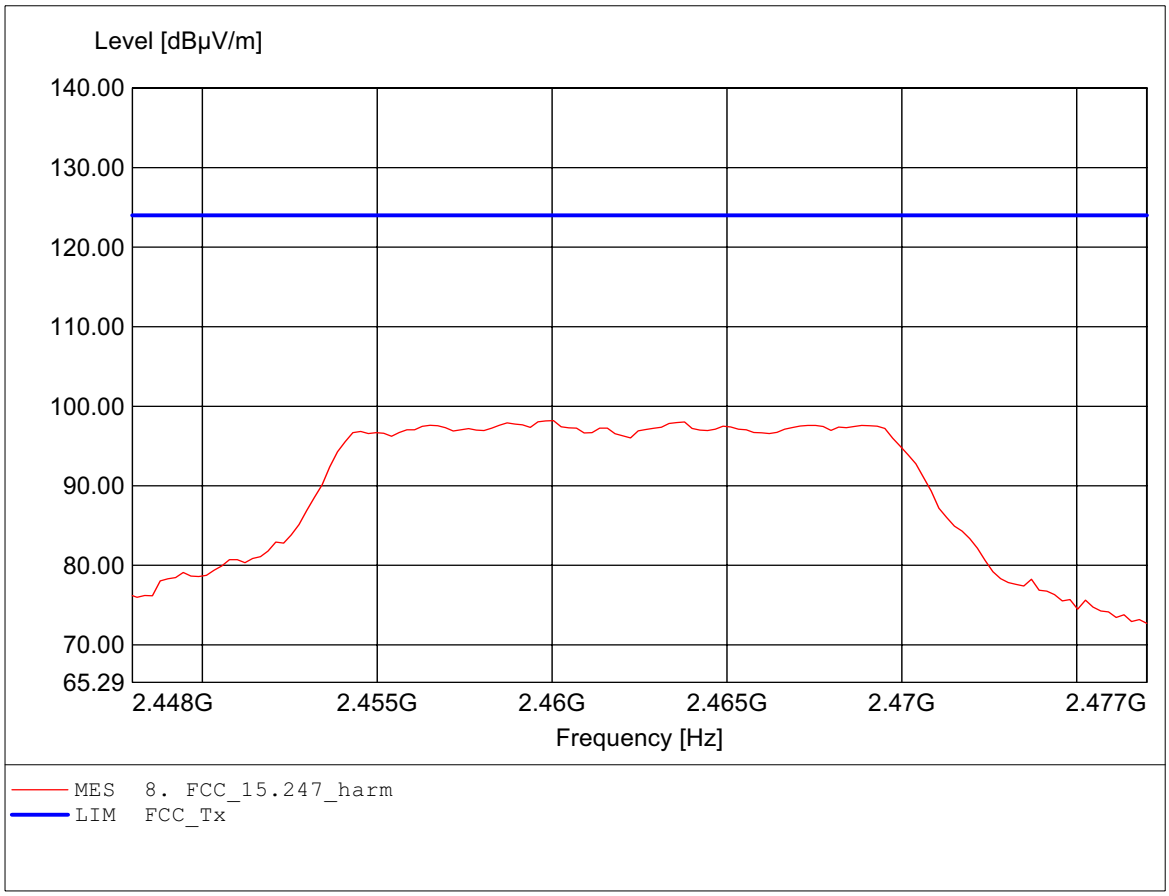

Appendix B

Spurious Emissions radiated – Transmitter operating

The measurement diagram are wideband pre-scan results; only for reference.

Spurious emissions Field Strength

FCC RULES PART 15, SUBPART C

EUT:	Integrated High Powered Access Point
MODEL NO:	IWE3302 802.11g low channel
Approval Holder:	Interepoch Technology,Inc.
Test Site / Operator:	ETS / Dennis
Temperature/Voltage:	Temp.: 23.5°C/ Unom.: 120 VAC (ac / dc adaptor)
Test Specification:	according to §15.247
Comment 1:	Dist.: 3m, Ant.: HK 116
	Freq: 125.050MHz, Emax: 43.25dBµV/m, RBW: 100kHz

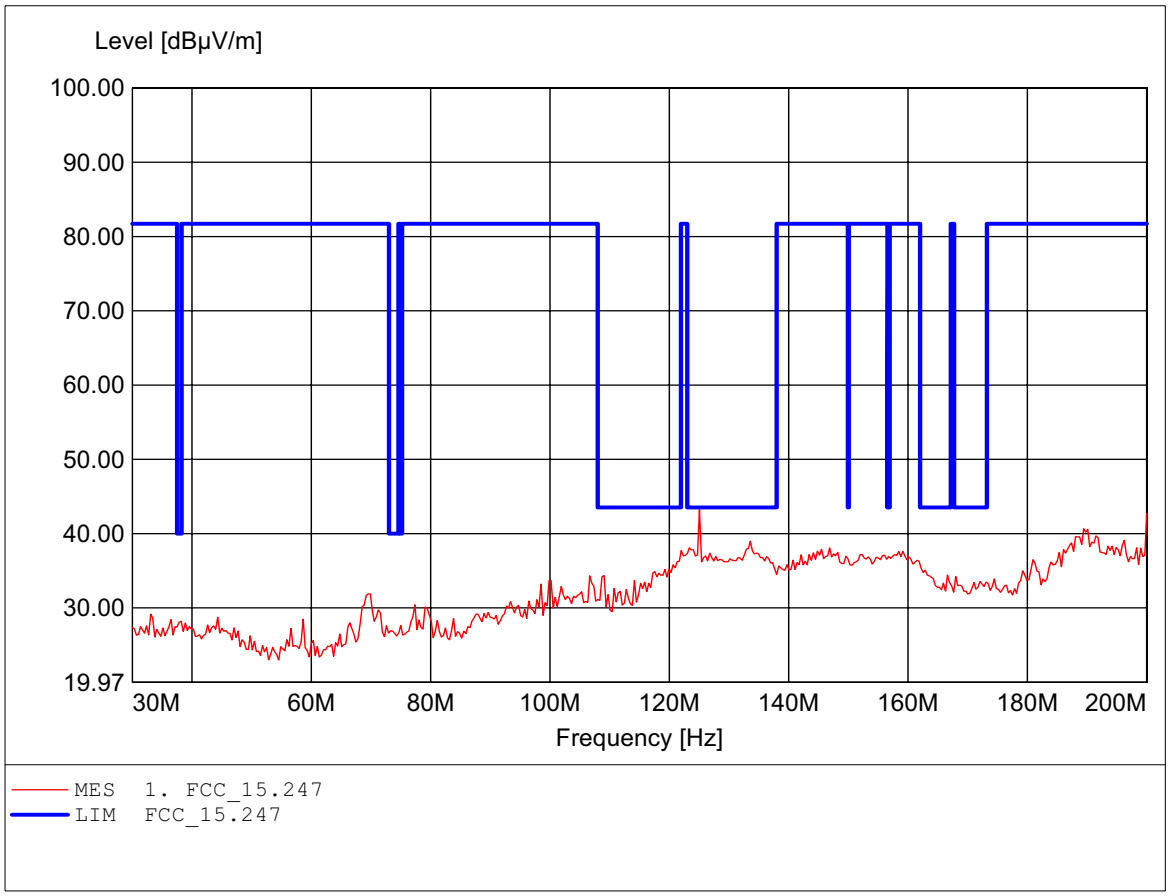

Spurious emissions Field Strength

FCC RULES PART 15, SUBPART C

EUT:	Integrated High Powered Access Point
MODEL NO:	IWE3302 802.11g low channel
Approval Holder:	Interepoch Technology,Inc.
Test Site / Operator:	ETS / Dennis
Temperature/Voltage:	Temp.: 23.5°C/ Unom.: 120 VAC (ac / dc adaptor)
Test Specification:	according to §15.247
Comment 1:	Dist.: 3m, Ant.: HK 116
	Freq: 125.050MHz, Emax: 41.63dBµV/m, RBW: 100kHz

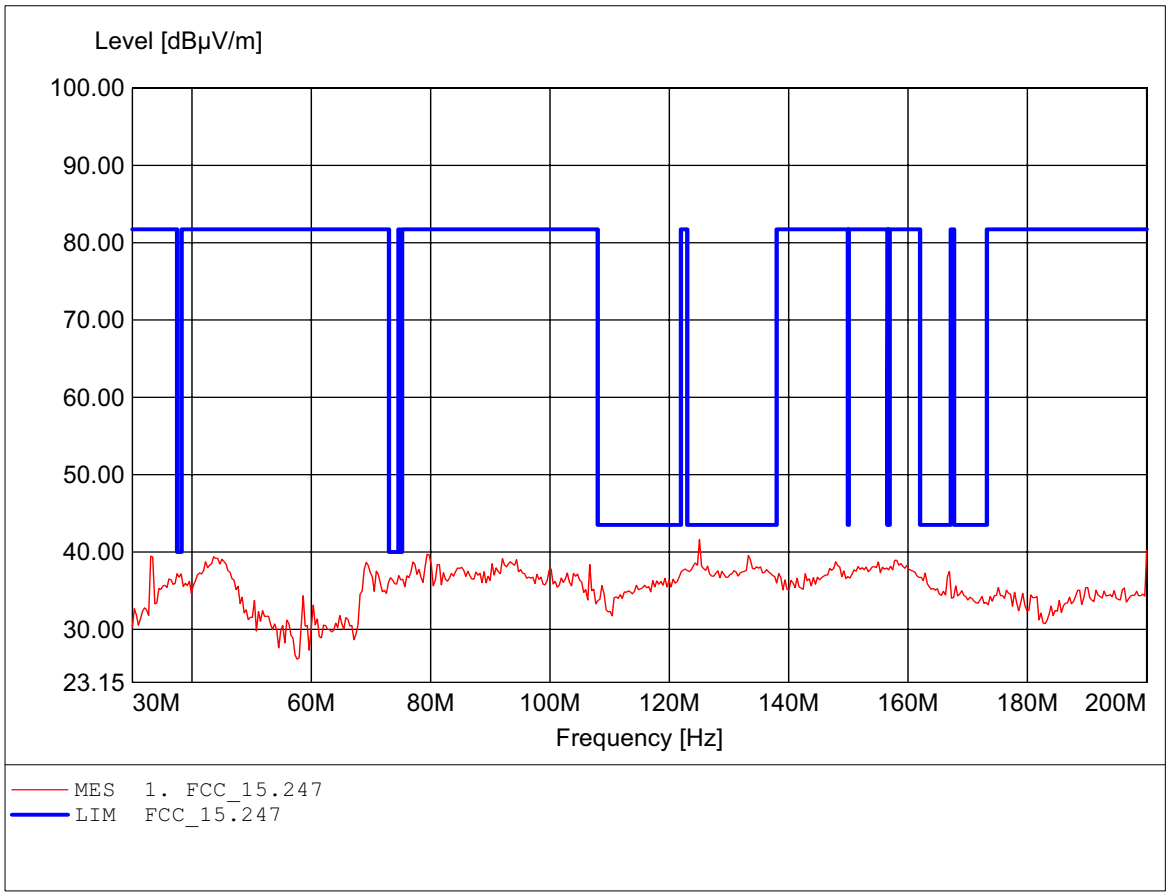

Spurious emissions Field Strength

FCC RULES PART 15, SUBPART C

EUT:	Integrated High Powered Access Point
MODEL NO:	IWE3302 802.11g low channel
Approval Holder:	Interepoch Technology,Inc.
Test Site / Operator:	ETS / Dennis
Temperature/Voltage:	Temp.: 23.5°C/ Unom.: 120 VAC (ac / dc adaptor)
Test Specification:	according to §15.247
Comment 1:	Dist.: 3m, Ant.: HL 223, amplif.
	Freq: 799.599MHz, Emax: 51.56dBµV/m, RBW: 100kHz

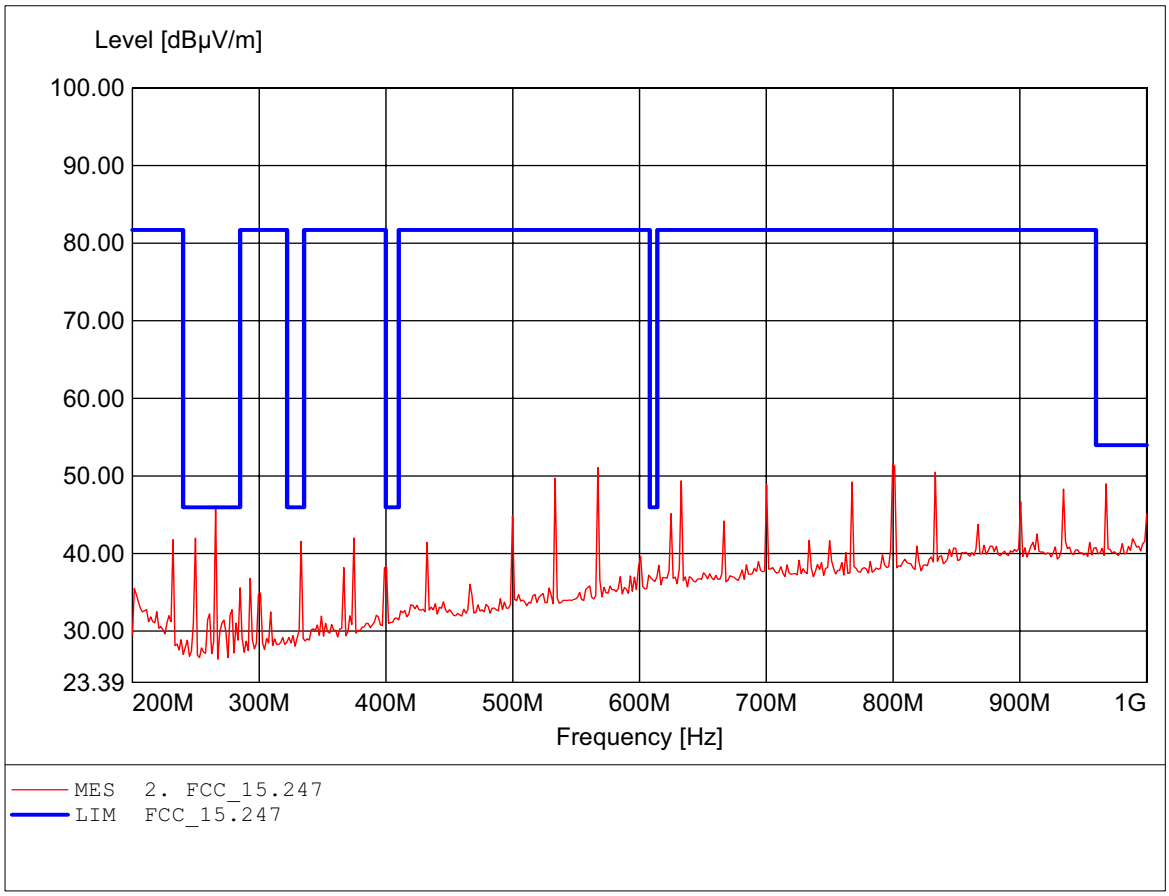

Spurious emissions Field Strength

FCC RULES PART 15, SUBPART C

EUT:	Integrated High Powered Access Point
MODEL NO:	IWE3302 802.11g low channel
Approval Holder:	Interepoch Technology,Inc.
Test Site / Operator:	ETS / Dennis
Temperature/Voltage:	Temp.: 23.5°C/ Unom.: 120 VAC (ac / dc adaptor)
Test Specification:	according to §15.247
Comment 1:	Dist.: 3m, Ant.: HL 223, amplif.
	Freq: 833.267MHz, Emax: 48.43dBµV/m, RBW: 100kHz

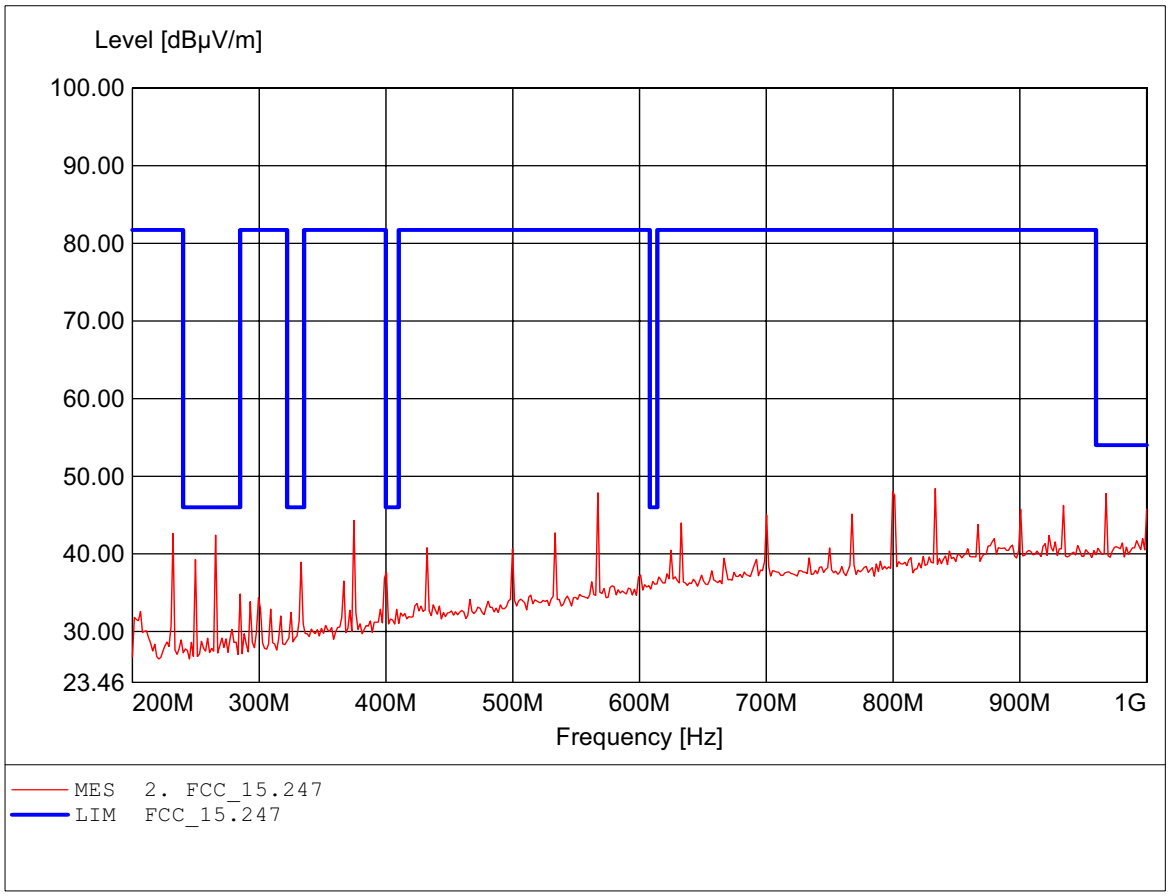

Spurious emissions Field Strength

FCC RULES PART 15, SUBPART C

EUT:	Integrated High Powered Access Point
MODEL NO:	IWE3302 802.11g low channel
Approval Holder:	Interepoch Technology,Inc.
Test Site / Operator:	ETS / Dennis
Temperature/Voltage:	Temp.: 23.5°C/ Unom.: 120 VAC (ac / dc adaptor)
Test Specification:	according to §15.247, peak detector
Comment 1:	Dist.: 3m, Ant.: HL025, amplif.
	Freq: 2.395GHz, Emax: 63.38dBµV/m, RBW: 1MHz

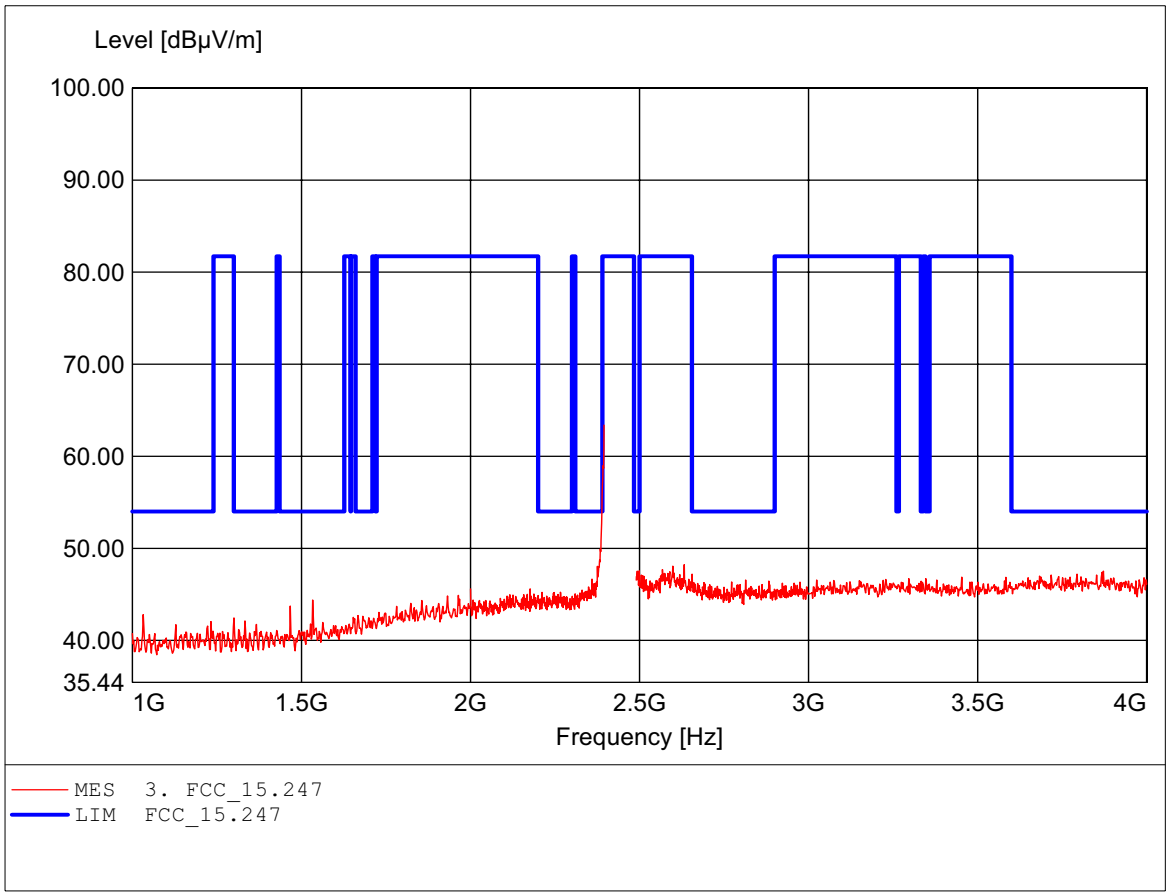

Spurious emissions Field Strength

FCC RULES PART 15, SUBPART C

EUT:	Integrated High Powered Access Point
MODEL NO:	IWE3302 802.11g low channel
Approval Holder:	Interepoch Technology,Inc.
Test Site / Operator:	ETS / Dennis
Temperature/Voltage:	Temp.: 23.5°C/ Unom.: 120 VAC (ac / dc adaptor)
Test Specification:	according to §15.247, peak detector
Comment 1:	Dist.: 3m, Ant.: HL025, amplif.
	Freq: 2.395GHz, Emax: 77.86dBµV/m, RBW: 1MHz

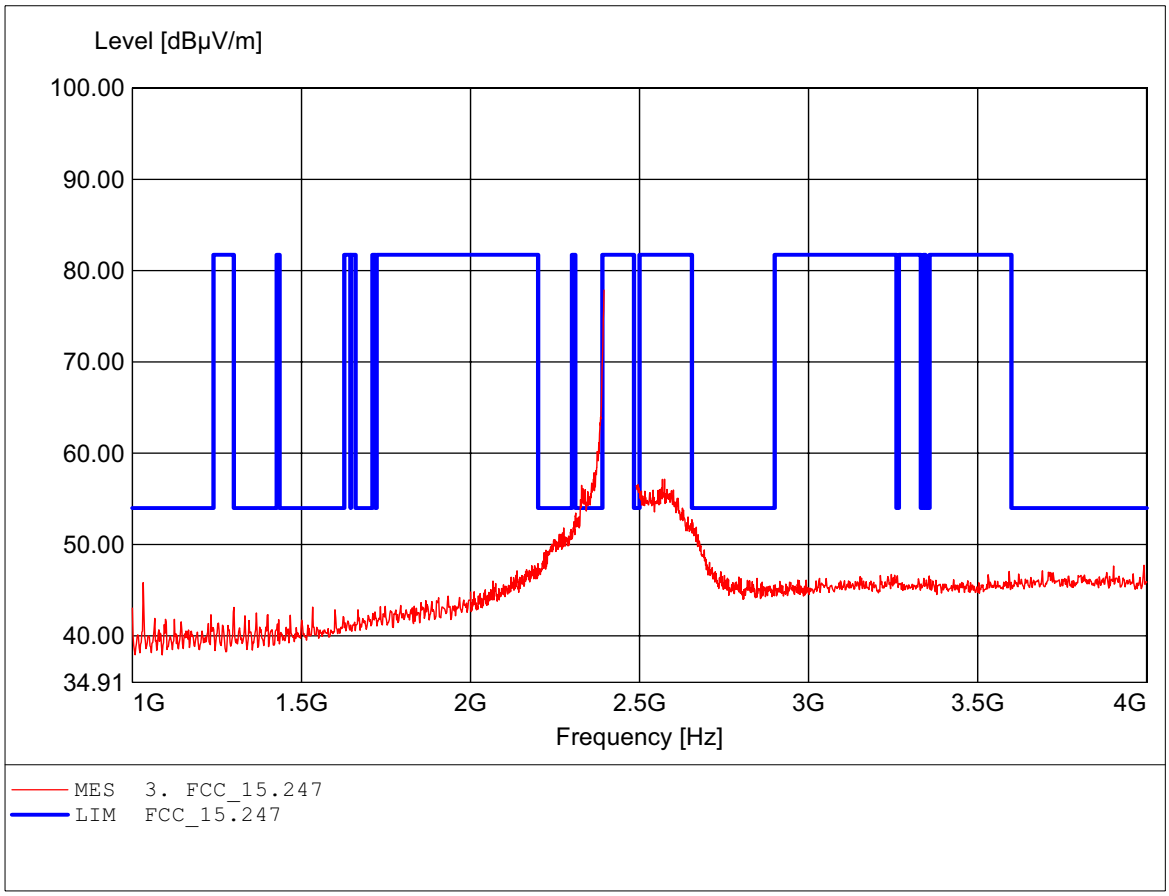

Spurious emissions Field Strength

FCC RULES PART 15, SUBPART C

EUT:	Integrated High Powered Access Point
MODEL NO:	IWE3302 802.11g low channel
Approval Holder:	Interepoch Technology,Inc.
Test Site / Operator:	ETS / Dennis
Temperature/Voltage:	Temp.: 23.5°C/ Unom.: 120 VAC (ac / dc adaptor)
Test Specification:	according to §15.247, peak detector
Comment 1:	Dist.: 3m, Ant.: HL025, ampl.+HP.
	Freq: 7.190GHz, Emax: 51.45dBµV/m, RBW: 1MHz

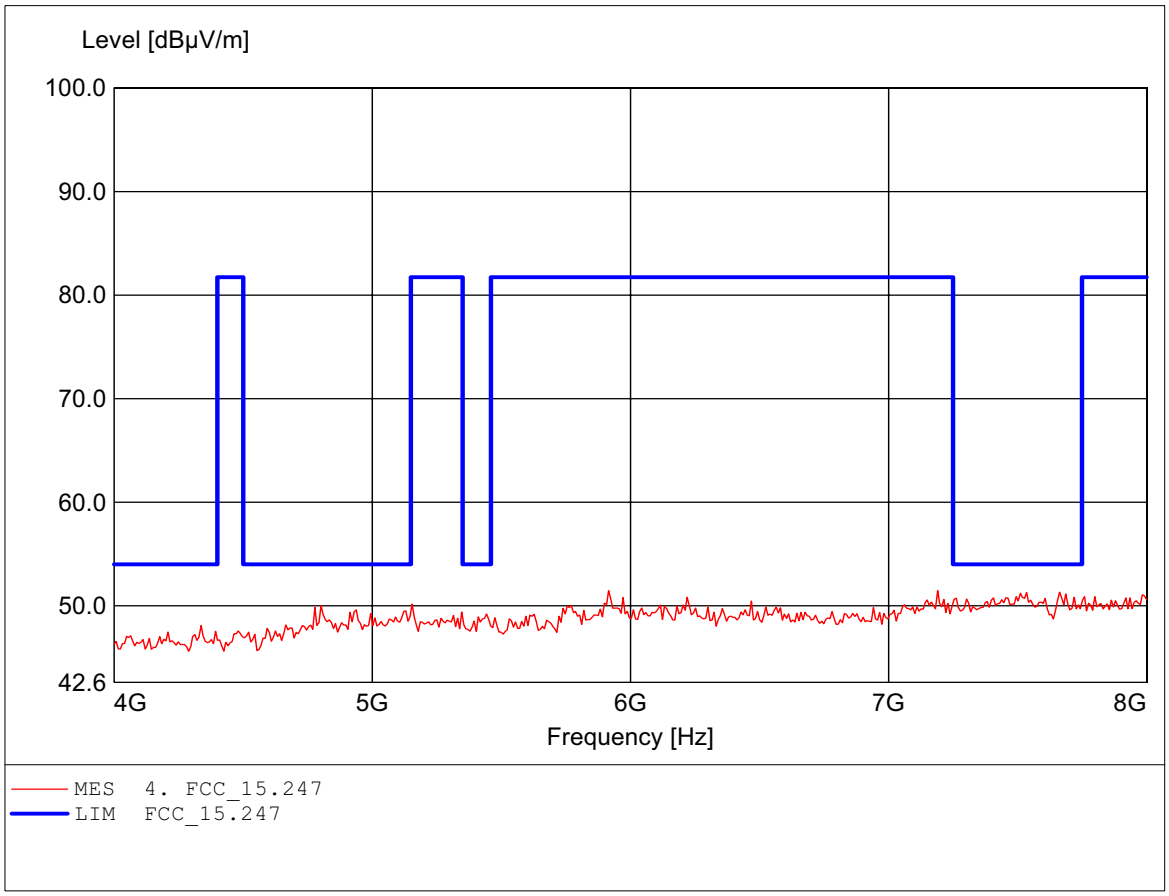

Spurious emissions Field Strength

FCC RULES PART 15, SUBPART C

EUT:	Integrated High Powered Access Point
MODEL NO:	IWE3302 802.11g low channel
Approval Holder:	Interepoch Technology,Inc.
Test Site / Operator:	ETS / Dennis
Temperature/Voltage:	Temp.: 23.5°C/ Unom.: 120 VAC (ac / dc adaptor)
Test Specification:	according to §15.247, peak detector
Comment 1:	Dist.: 3m, Ant.: HL025, ampl.+HP.
	Freq: 7.599GHz, Emax: 51.76dBµV/m, RBW: 1MHz

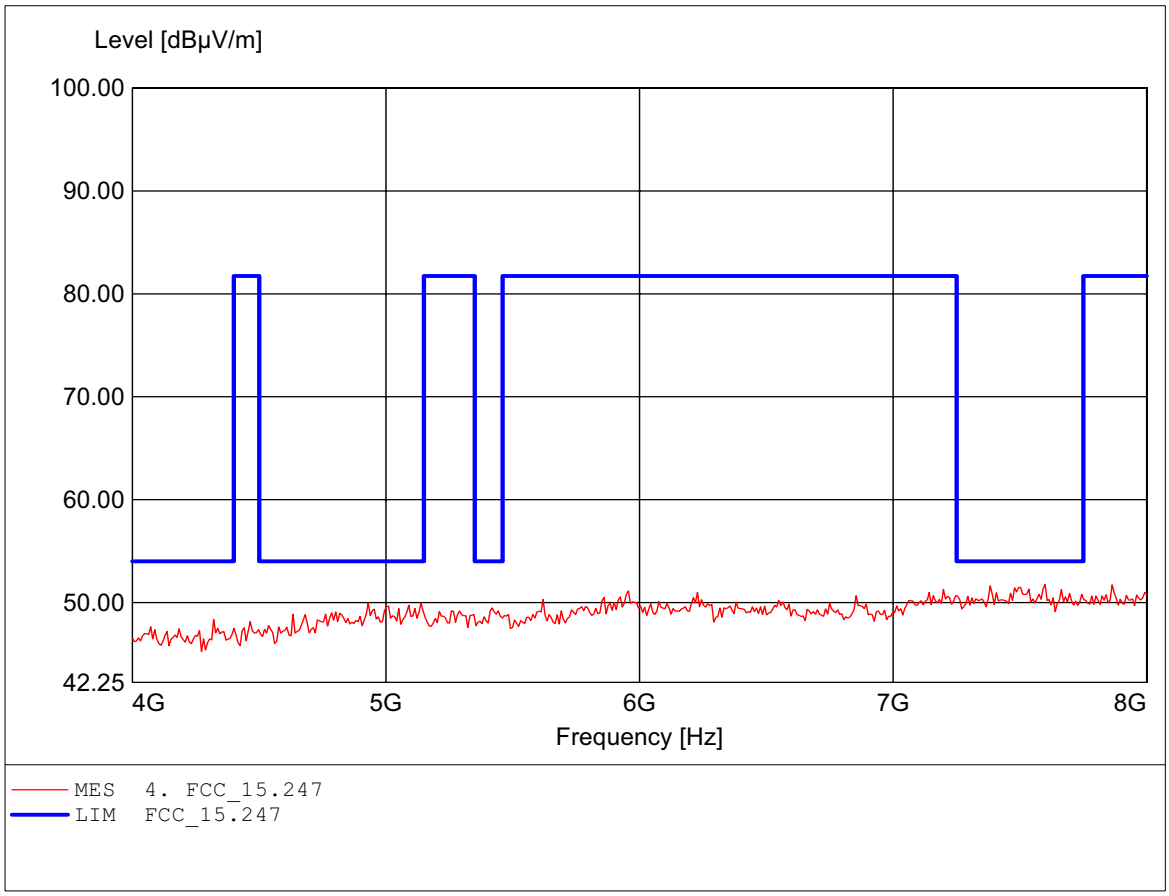

Spurious emissions Field Strength

FCC RULES PART 15, SUBPART C

EUT:	Integrated High Powered Access Point
MODEL NO:	IWE3302 802.11g low channel
Approval Holder:	Interepoch Technology,Inc.
Test Site / Operator:	ETS / Dennis
Temperature/Voltage:	Temp.: 23.5°C/ Unom.: 120 VAC (ac / dc adaptor)
Test Specification:	according to §15.247, peak detector
Comment 1:	Dist.: 3m, Ant.: HL025, ampl.+HP.
	Freq: 11.912GHz, Emax: 48.51dBµV/m, RBW: 1MHz

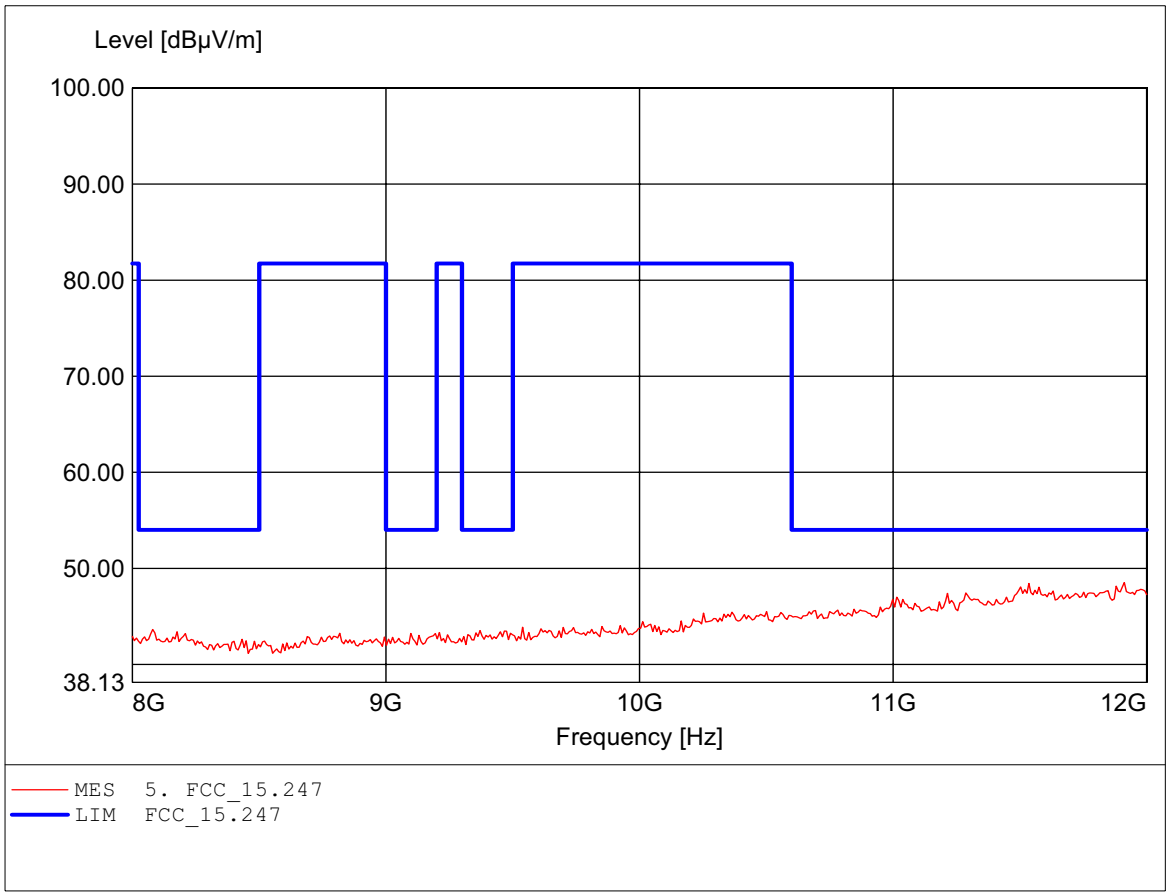

Spurious emissions Field Strength

FCC RULES PART 15, SUBPART C

EUT:	Integrated High Powered Access Point
MODEL NO:	IWE3302 802.11g low channel
Approval Holder:	Interepoch Technology,Inc.
Test Site / Operator:	ETS / Dennis
Temperature/Voltage:	Temp.: 23.5°C/ Unom.: 120 VAC (ac / dc adaptor)
Test Specification:	according to §15.247, peak detector
Comment 1:	Dist.: 3m, Ant.: HL025, ampl.+HP.
	Freq: 11.896GHz, Emax: 48.07dBµV/m, RBW: 1MHz

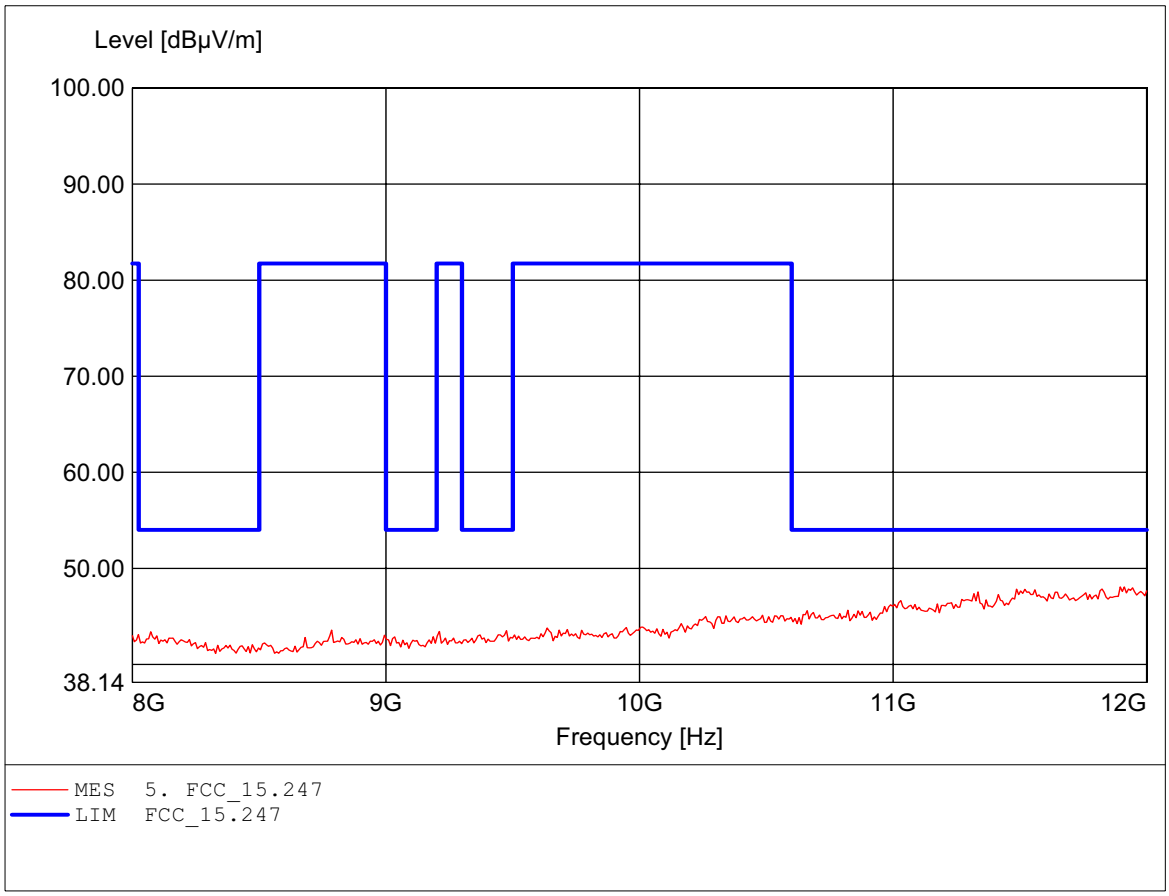

Spurious emissions Field Strength

FCC RULES PART 15, SUBPART C

EUT:	Integrated High Powered Access Point
MODEL NO:	IWE3302 802.11g low channel
Approval Holder:	Interepoch Technology,Inc.
Test Site / Operator:	ETS / Dennis
Temperature/Voltage:	Temp.: 23.5°C/ Unom.: 120 VAC (ac / dc adaptor)
Test Specification:	according to §15.247, peak detector
Comment 1:	Dist.: 3m, Ant.: HL025, ampl.+HP.
	Freq: 15.607GHz, Emax: 52.64dBµV/m, RBW: 1MHz

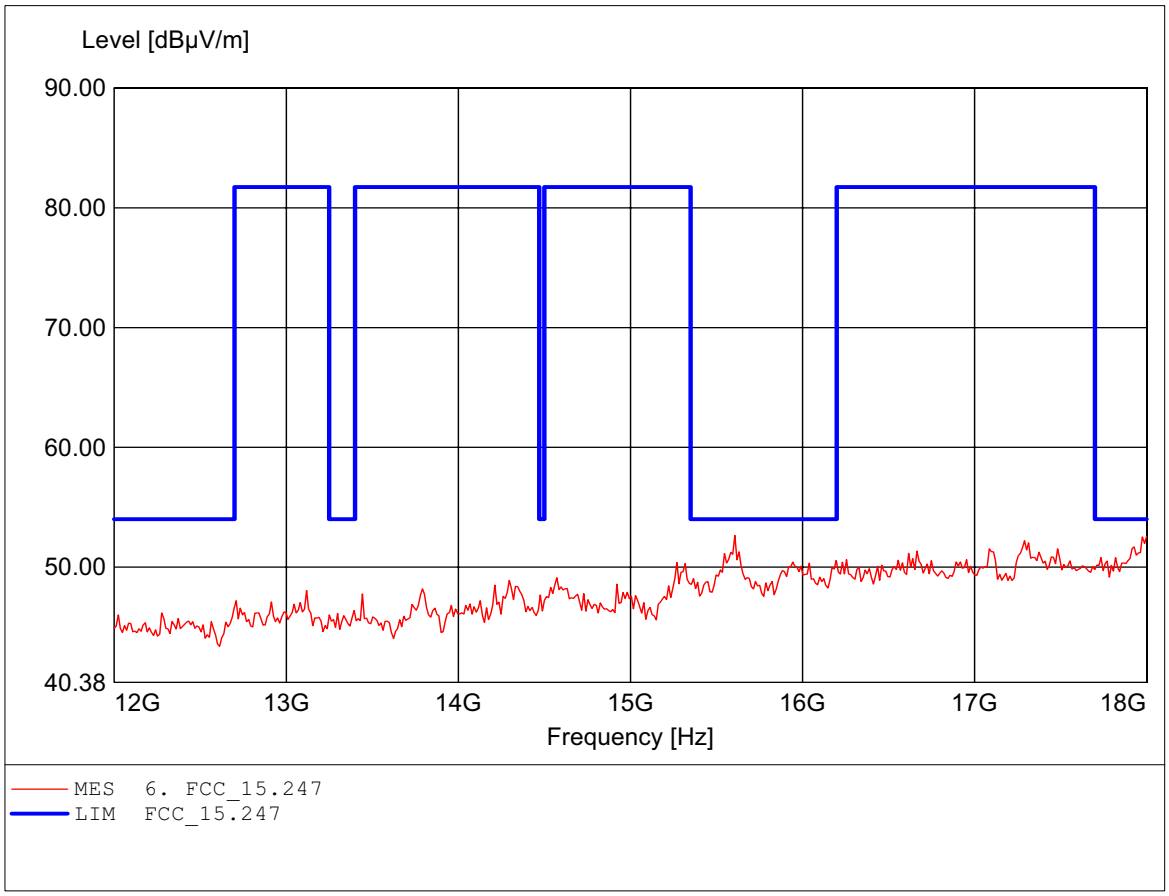

Spurious emissions Field Strength

FCC RULES PART 15, SUBPART C

EUT:	Integrated High Powered Access Point
MODEL NO:	IWE3302 802.11g low channel
Approval Holder:	Interepoch Technology,Inc.
Test Site / Operator:	ETS / Dennis
Temperature/Voltage:	Temp.: 23.5°C/ Unom.: 120 VAC (ac / dc adaptor)
Test Specification:	according to §15.247, peak detector
Comment 1:	Dist.: 3m, Ant.: HL025, ampl.+HP.
	Freq: 18.000GHz, Emax: 52.50dBµV/m, RBW: 1MHz

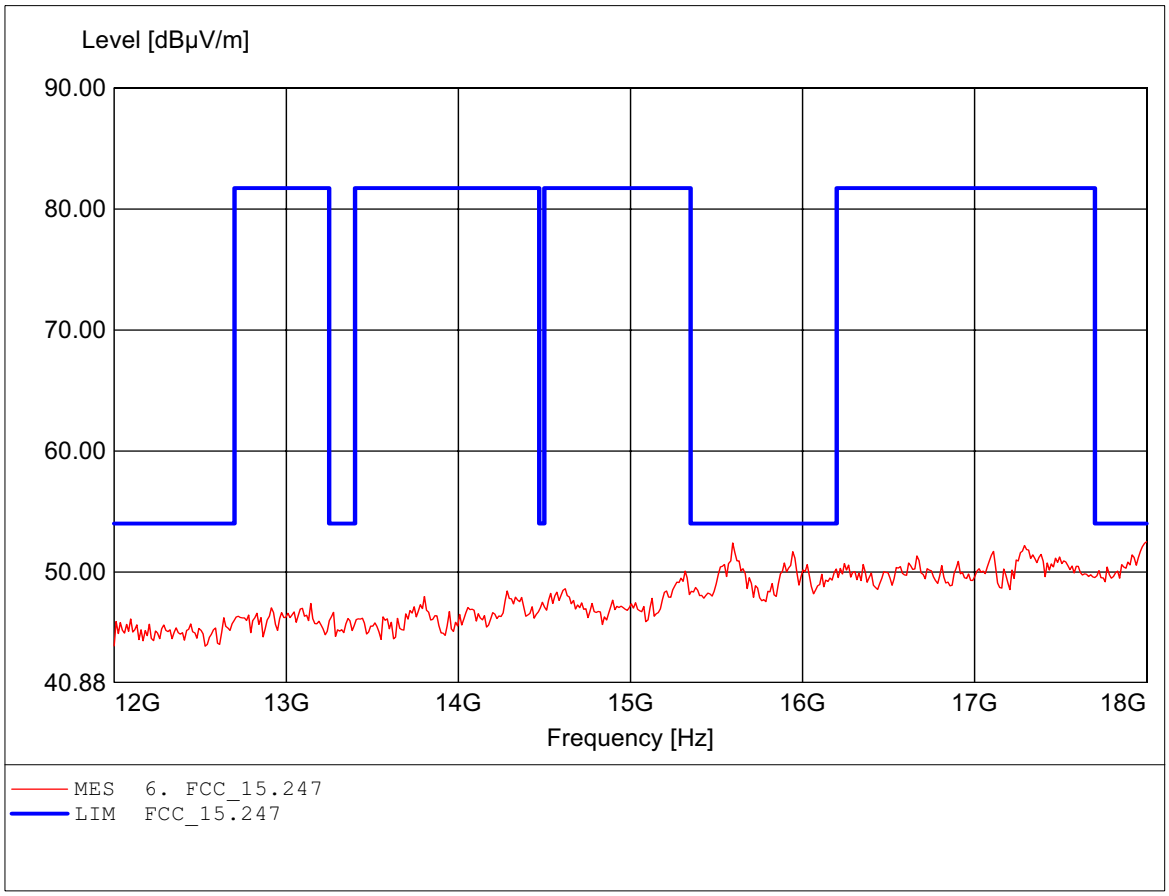

Spurious emissions Field Strength

FCC RULES PART 15, SUBPART C

EUT:	Integrated High Powered Access Point
MODEL NO:	IWE3302 802.11g low channel
Approval Holder:	Interepoch Technology,Inc.
Test Site / Operator:	ETS / Dennis
Temperature/Voltage:	Temp.: 23.5°C/ Unom.: 120 VAC (ac / dc adaptor)
Test Specification:	according to §15.247, peak detector
Comment 1:	Dist.: 3m, Ant.: HL025, amplif.
	Freq: 26.347GHz, Emax: 51.49dBµV/m, RBW: 1MHz

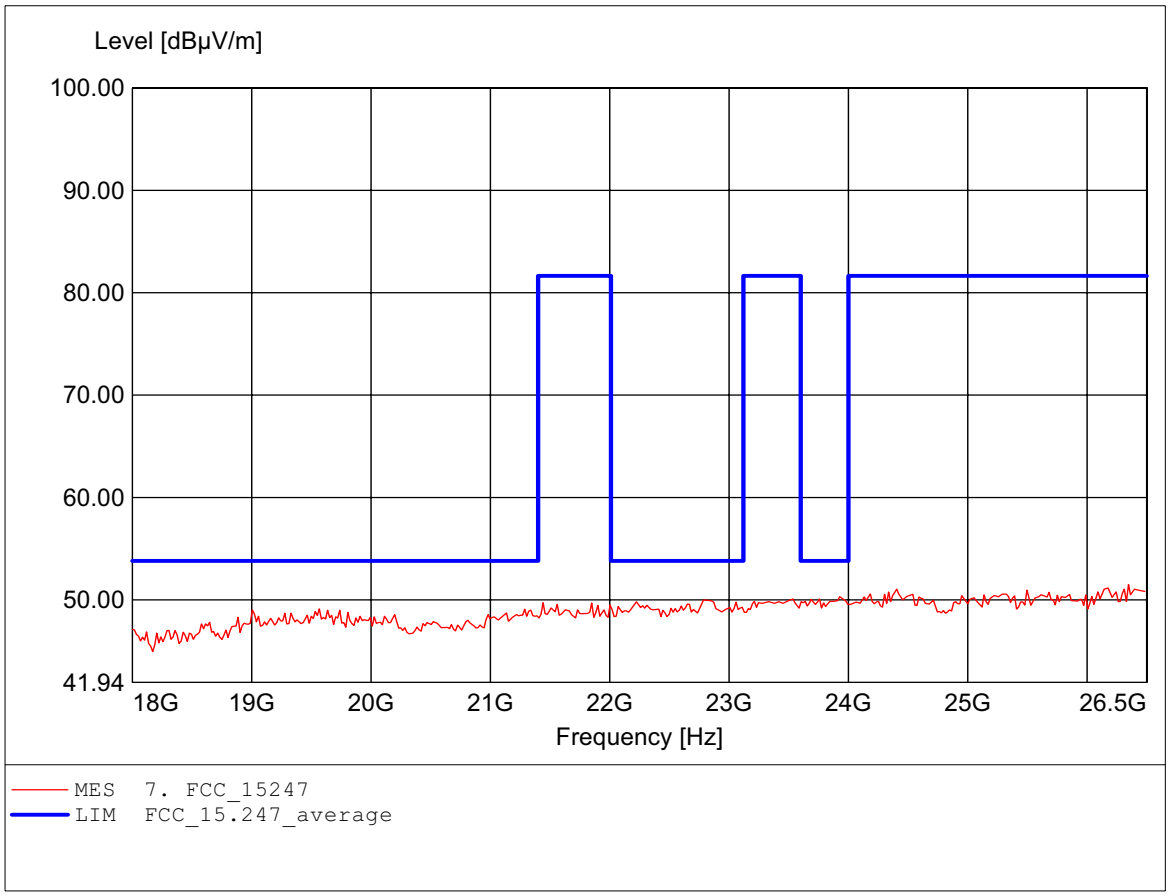

Spurious emissions Field Strength

FCC RULES PART 15, SUBPART C

EUT:	Integrated High Powered Access Point
MODEL NO:	IWE3302 802.11g low channel
Approval Holder:	Interepoch Technology,Inc.
Test Site / Operator:	ETS / Dennis
Temperature/Voltage:	Temp.: 23.5°C/ Unom.: 120 VAC (ac / dc adaptor)
Test Specification:	according to §15.247, peak detector
Comment 1:	Dist.: 3m, Ant.: HL025, amplif.
	Freq: 26.193GHz, Emax: 51.45dBµV/m, RBW: 1MHz

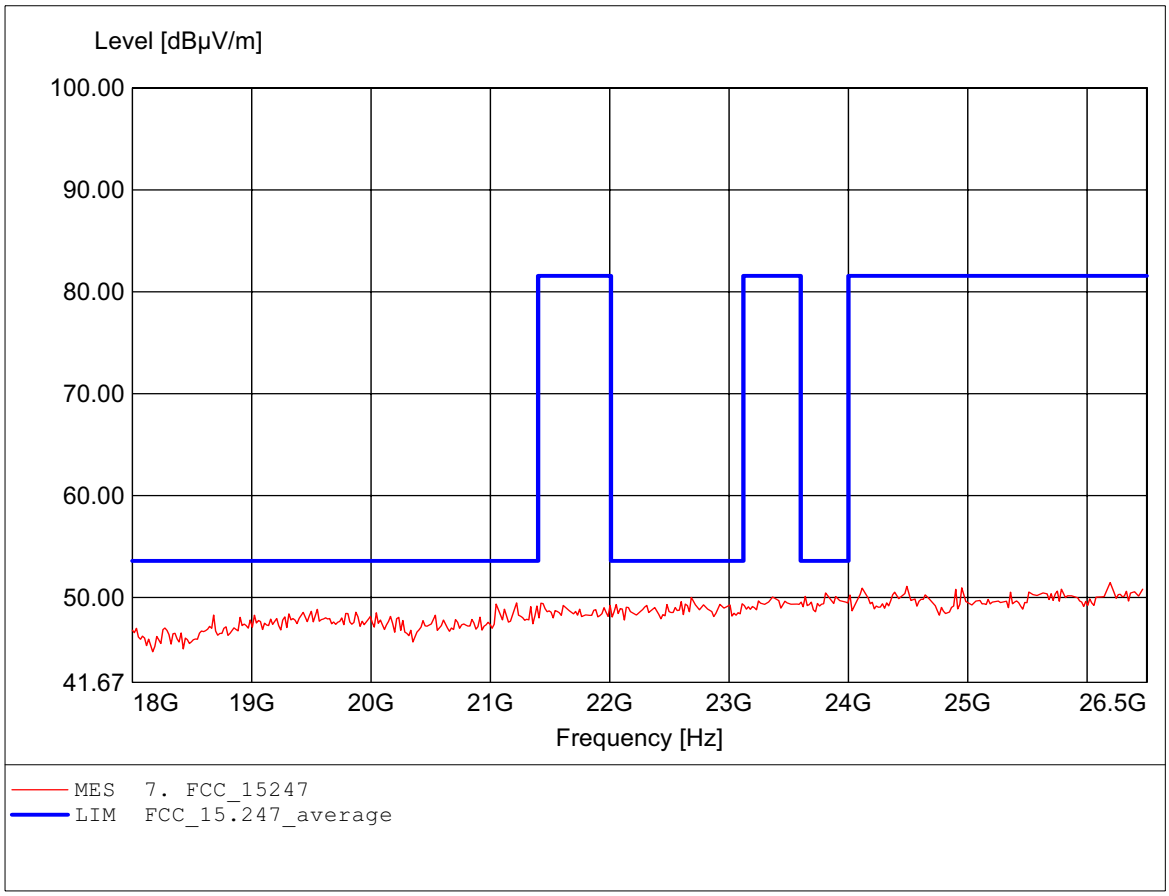

Spurious emissions Field Strength

FCC RULES PART 15, SUBPART C

EUT:	Integrated High Powered Access Point
MODEL NO:	IWE3302 802.11g middle channel
Approval Holder:	Interepoch Technology,Inc.
Test Site / Operator:	ETS / Dennis
Temperature/Voltage:	Temp.: 23.5°C/ Unom.: 120 VAC (ac / dc adaptor)
Test Specification:	according to §15.247
Comment 1:	Dist.: 3m, Ant.: HK 116
	Freq: 200.000MHz, Emax: 43.89dBµV/m, RBW: 100kHz

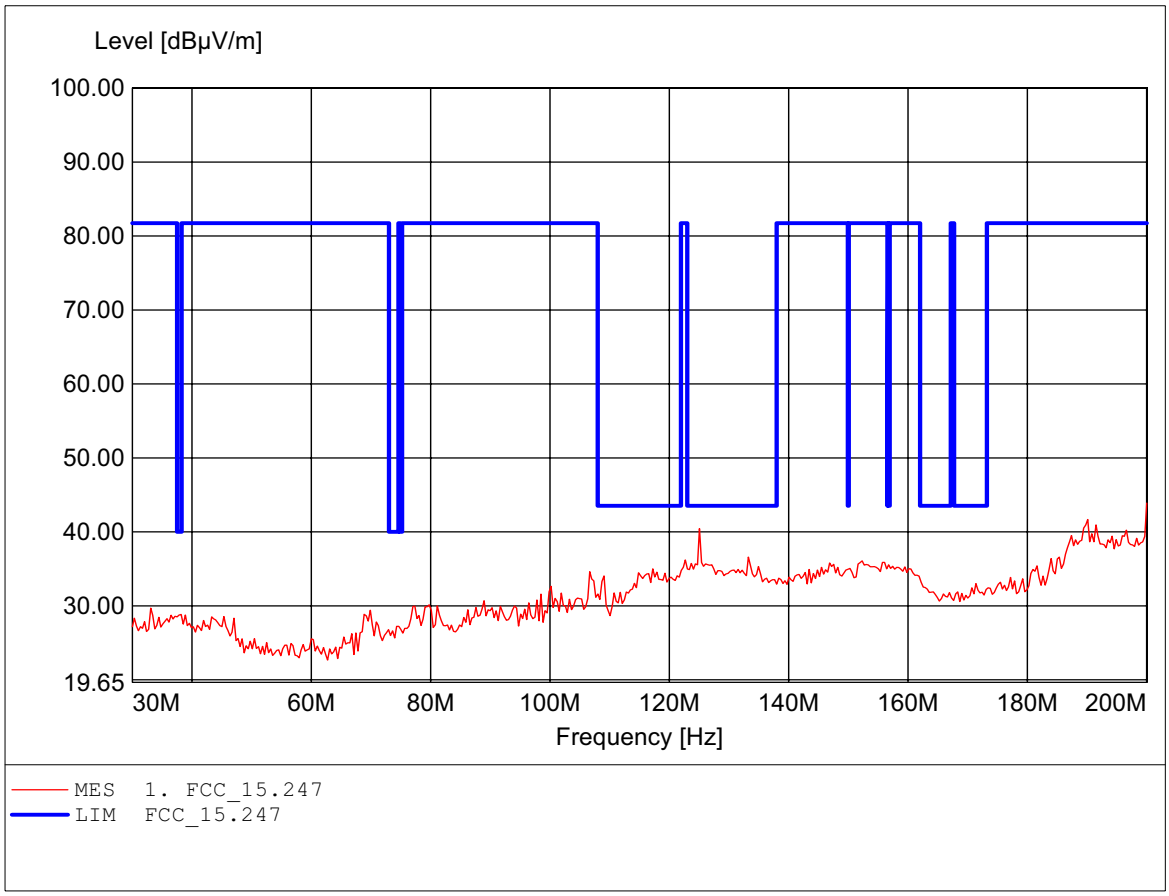

Spurious emissions Field Strength

FCC RULES PART 15, SUBPART C

EUT:	Integrated High Powered Access Point
MODEL NO:	IWE3302 802.11g middle channel
Approval Holder:	Interepoch Technology,Inc.
Test Site / Operator:	ETS / Dennis
Temperature/Voltage:	Temp.: 23.5°C/ Unom.: 120 VAC (ac / dc adaptor)
Test Specification:	according to §15.247
Comment 1:	Dist.: 3m, Ant.: HK 116
	Freq: 43.627MHz, Emax: 40.83dBµV/m, RBW: 100kHz

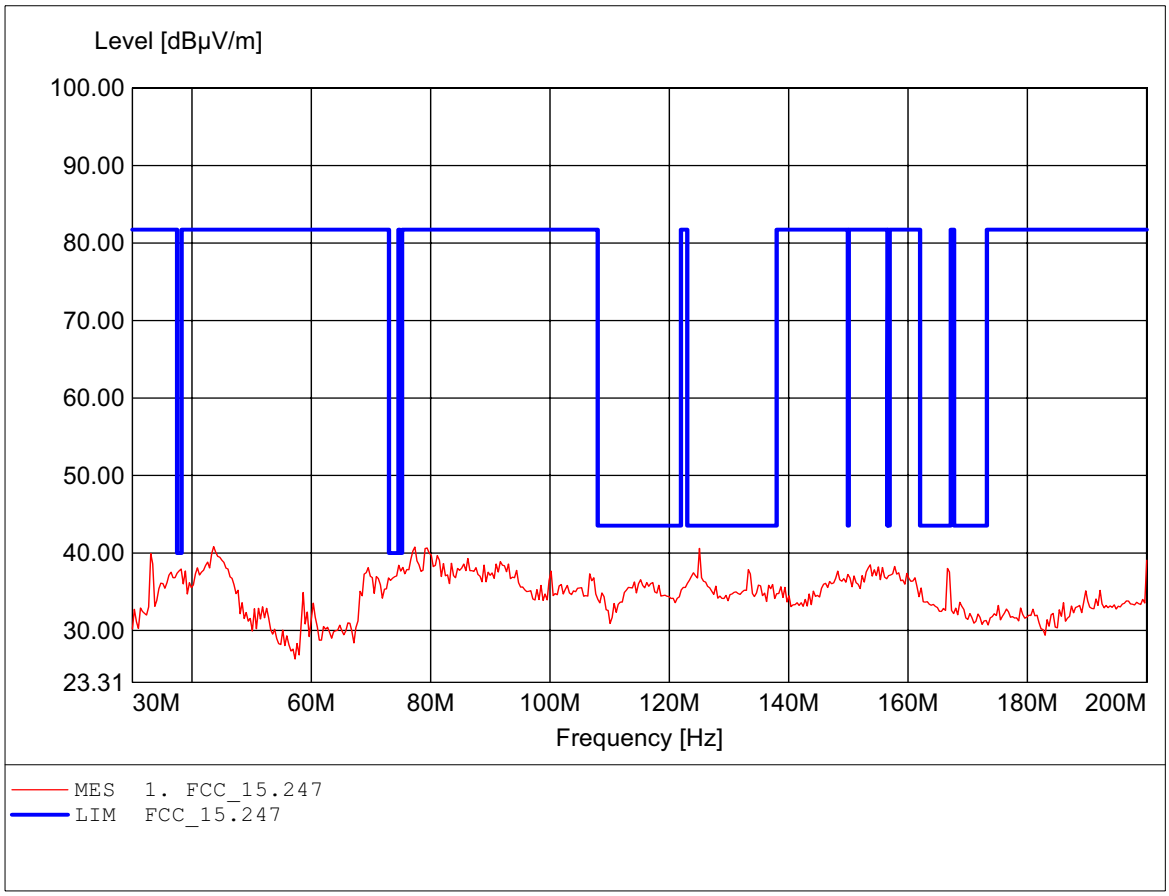

Spurious emissions Field Strength

FCC RULES PART 15, SUBPART C

EUT:	Integrated High Powered Access Point
MODEL NO:	IWE3302 802.11g middle channel
Approval Holder:	Interepoch Technology,Inc.
Test Site / Operator:	ETS / Dennis
Temperature/Voltage:	Temp.: 23.5°C/ Unom.: 120 VAC (ac / dc adaptor)
Test Specification:	according to §15.247
Comment 1:	Dist.: 3m, Ant.: HL 223, amplif.
	Freq: 833.267MHz, Emax: 52.62dBµV/m, RBW: 100kHz

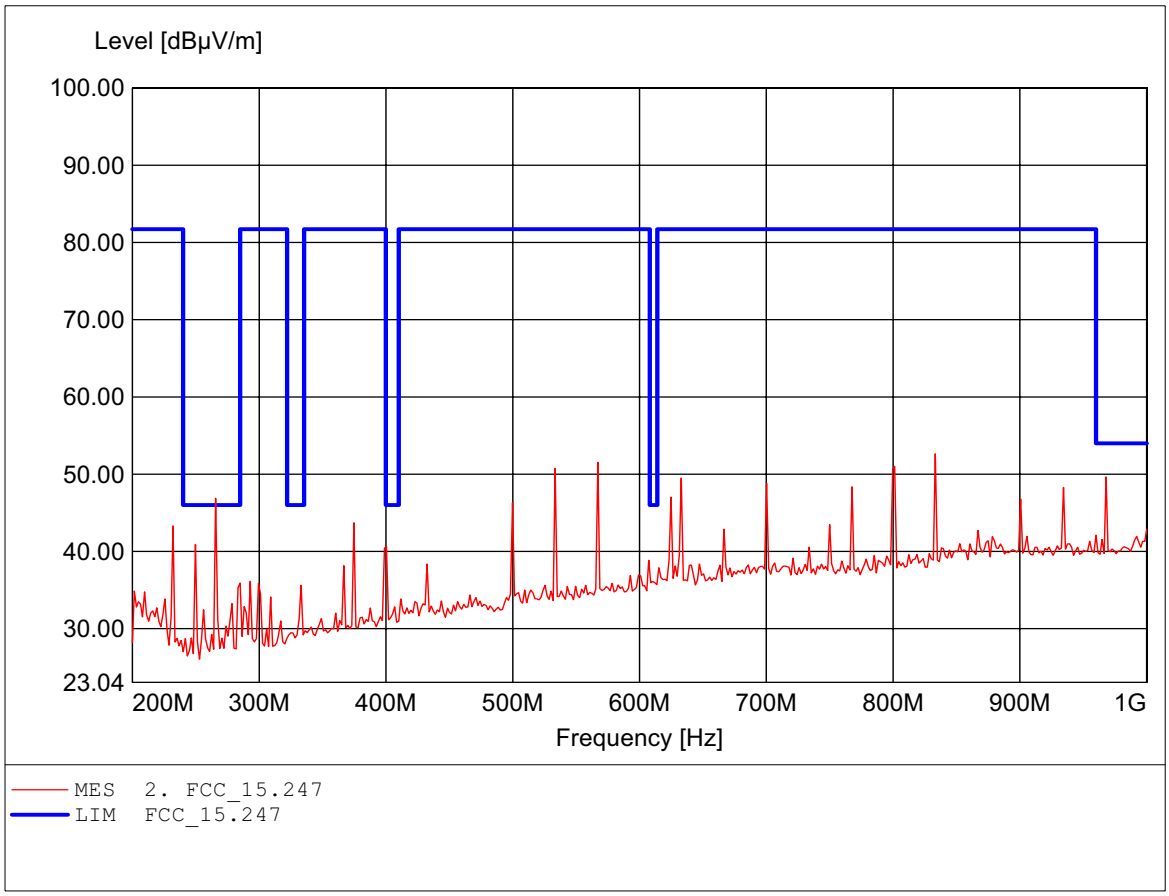

Spurious emissions Field Strength

FCC RULES PART 15, SUBPART C

EUT:	Integrated High Powered Access Point
MODEL NO:	IWE3302 802.11g middle channel
Approval Holder:	Interepoch Technology,Inc.
Test Site / Operator:	ETS / Dennis
Temperature/Voltage:	Temp.: 23.5°C/ Unom.: 120 VAC (ac / dc adaptor)
Test Specification:	according to §15.247
Comment 1:	Dist.: 3m, Ant.: HL 223, amplif.
	Freq: 567.134MHz, Emax: 49.71dBµV/m, RBW: 100kHz

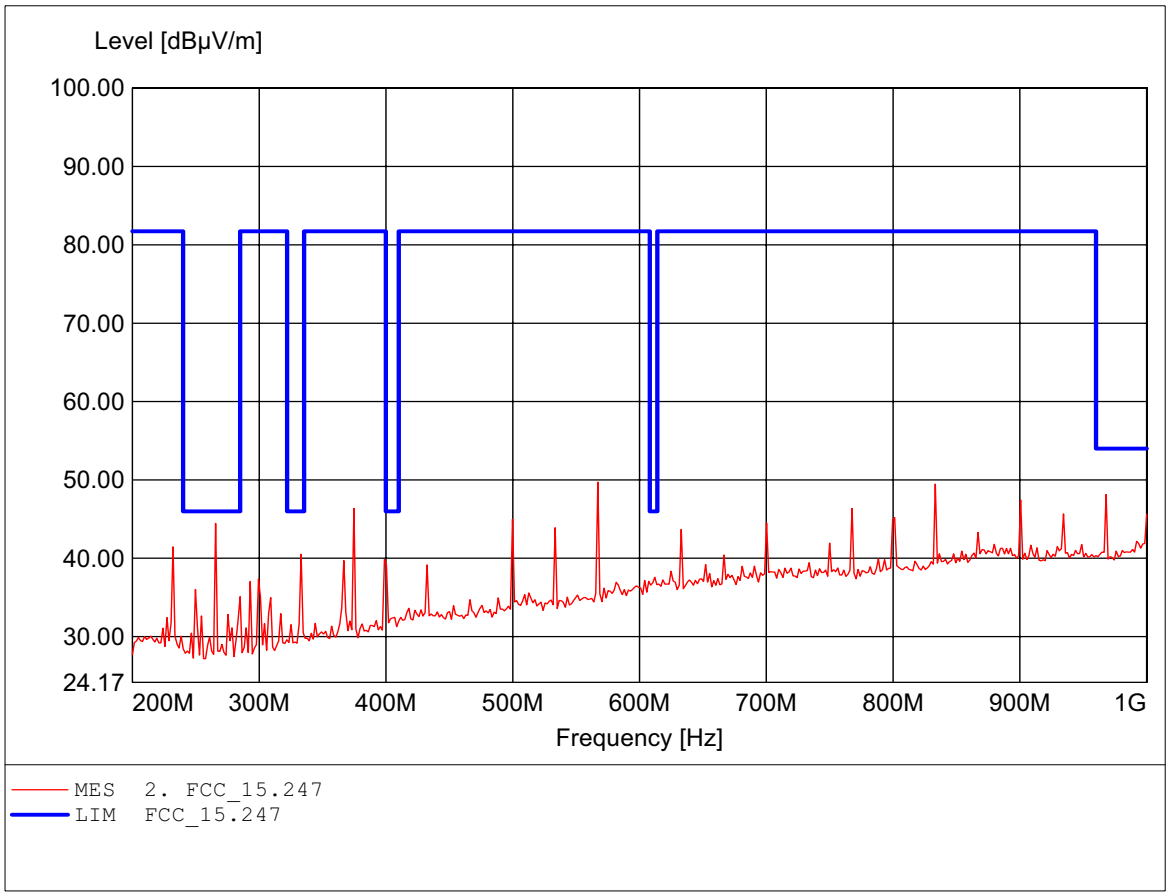

Spurious emissions Field Strength

FCC RULES PART 15, SUBPART C

EUT:	Integrated High Powered Access Point
MODEL NO:	IWE3302 802.11g middle channel
Approval Holder:	Interepoch Technology,Inc.
Test Site / Operator:	ETS / Dennis
Temperature/Voltage:	Temp.: 23.5°C/ Unom.: 120 VAC (ac / dc adaptor)
Test Specification:	according to §15.247, peak detector
Comment 1:	Dist.: 3m, Ant.: HL025, amplif.
	Freq: 2.550GHz, Emax: 48.81dBµV/m, RBW: 1MHz

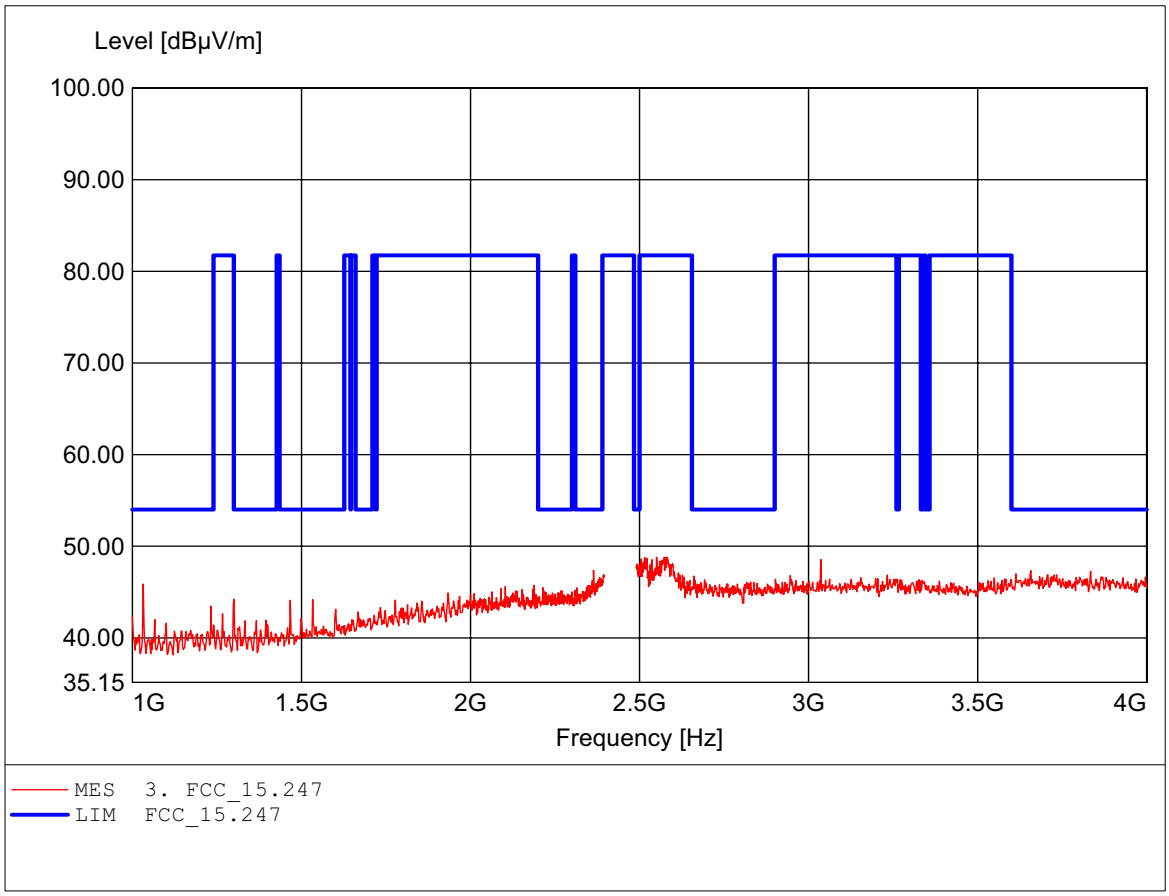

Spurious emissions Field Strength

FCC RULES PART 15, SUBPART C

EUT:	Integrated High Powered Access Point
MODEL NO:	IWE3302 802.11g middle channel
Approval Holder:	Interepoch Technology,Inc.
Test Site / Operator:	ETS / Dennis
Temperature/Voltage:	Temp.: 23.5°C/ Unom.: 120 VAC (ac / dc adaptor)
Test Specification:	according to §15.247, peak detector
Comment 1:	Dist.: 3m, Ant.: HL025, amplif.
	Freq: 2.391GHz, Emax: 57.23dBµV/m, RBW: 1MHz

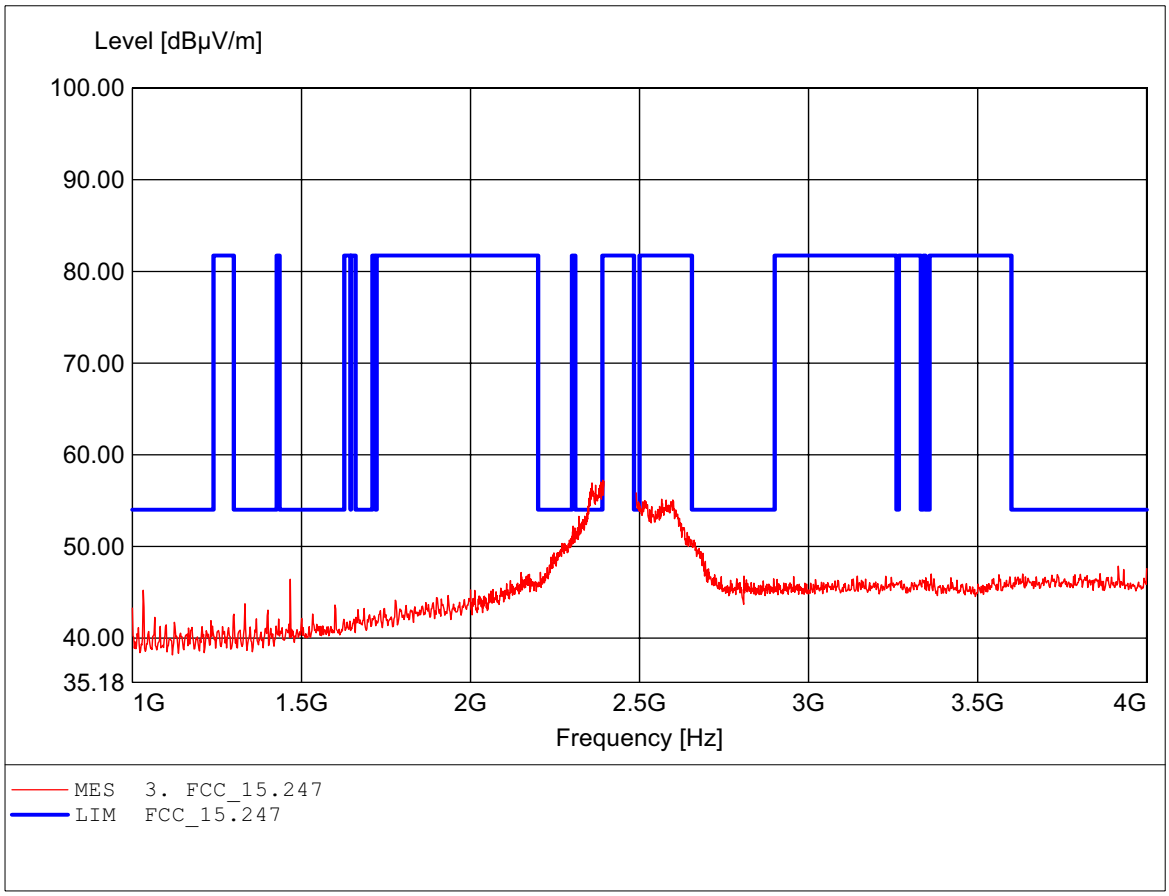

Spurious emissions Field Strength

FCC RULES PART 15, SUBPART C

EUT:	Integrated High Powered Access Point
MODEL NO:	IWE3302 802.11g middle channel
Approval Holder:	Interepoch Technology,Inc.
Test Site / Operator:	ETS / Dennis
Temperature/Voltage:	Temp.: 23.5°C/ Unom.: 120 VAC (ac / dc adaptor)
Test Specification:	according to §15.247, peak detector
Comment 1:	Dist.: 3m, Ant.: HL025, ampl.+HP.
	Freq: 7.238GHz, Emax: 51.65dBµV/m, RBW: 1MHz

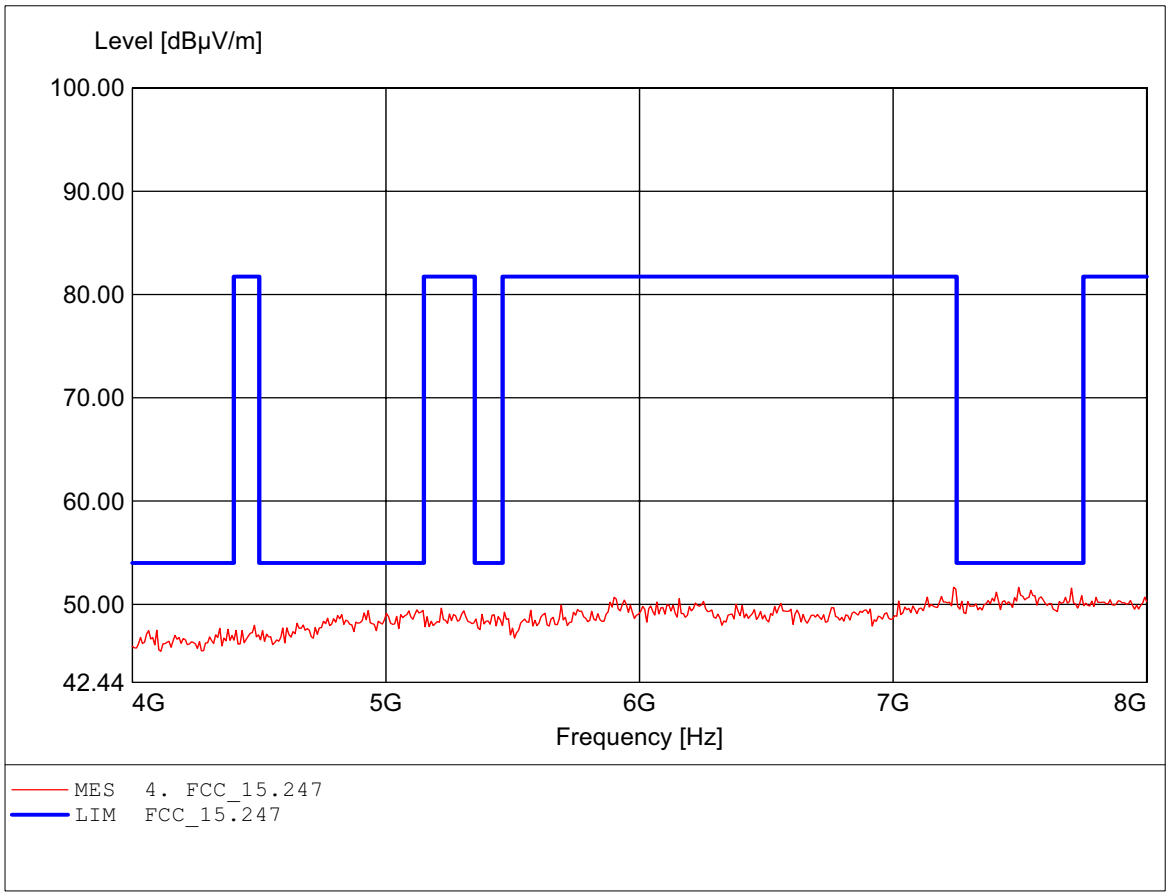

Spurious emissions Field Strength

FCC RULES PART 15, SUBPART C

EUT:	Integrated High Powered Access Point
MODEL NO:	IWE3302 802.11g middle channel
Approval Holder:	Interepoch Technology,Inc.
Test Site / Operator:	ETS / Dennis
Temperature/Voltage:	Temp.: 23.5°C/ Unom.: 120 VAC (ac / dc adaptor)
Test Specification:	according to §15.247, peak detector
Comment 1:	Dist.: 3m, Ant.: HL025, ampl.+HP.
	Freq: 7.776GHz, Emax: 52.19dBµV/m, RBW: 1MHz

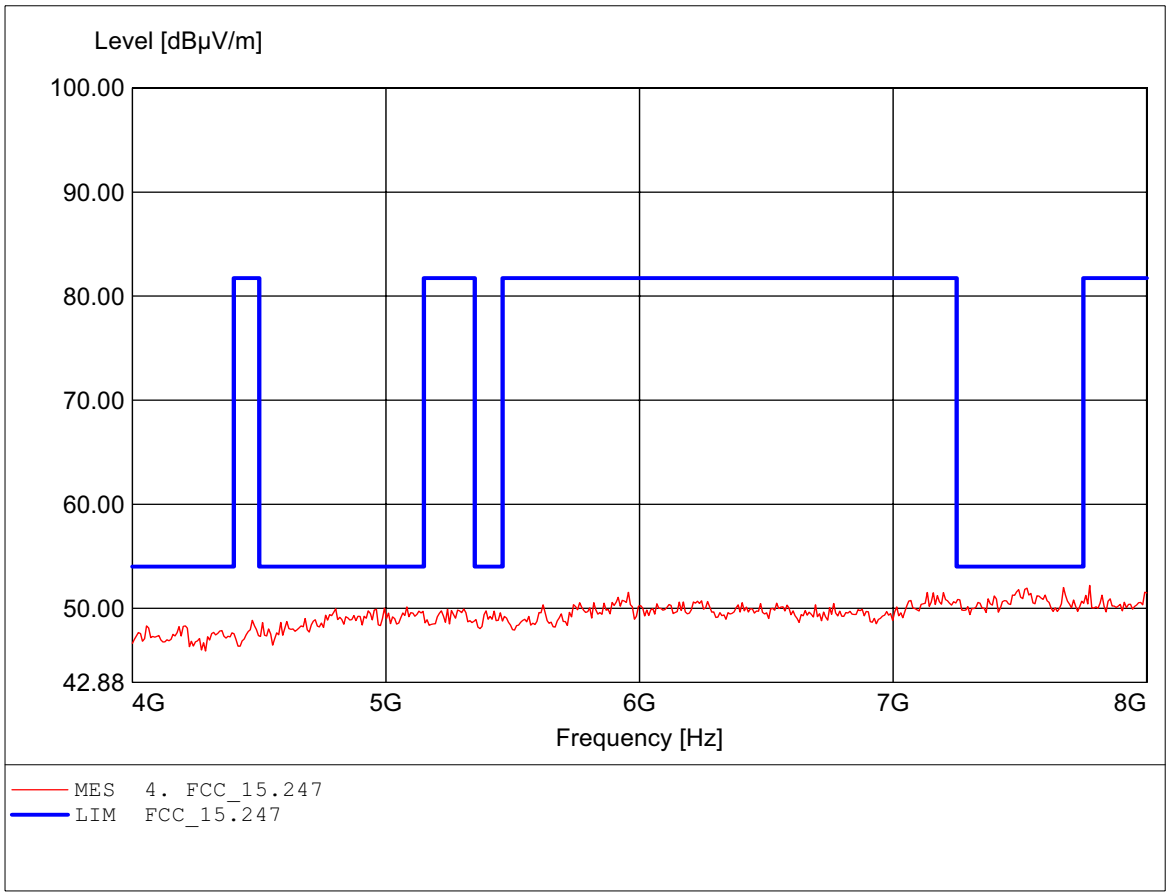

Spurious emissions Field Strength

FCC RULES PART 15, SUBPART C

EUT:	Integrated High Powered Access Point
MODEL NO:	IWE3302 802.11g middle channel
Approval Holder:	Interepoch Technology,Inc.
Test Site / Operator:	ETS / Dennis
Temperature/Voltage:	Temp.: 23.5°C/ Unom.: 120 VAC (ac / dc adaptor)
Test Specification:	according to §15.247, peak detector
Comment 1:	Dist.: 3m, Ant.: HL025, ampl.+HP.
	Freq: 11.784GHz, Emax: 48.17dBµV/m, RBW: 1MHz

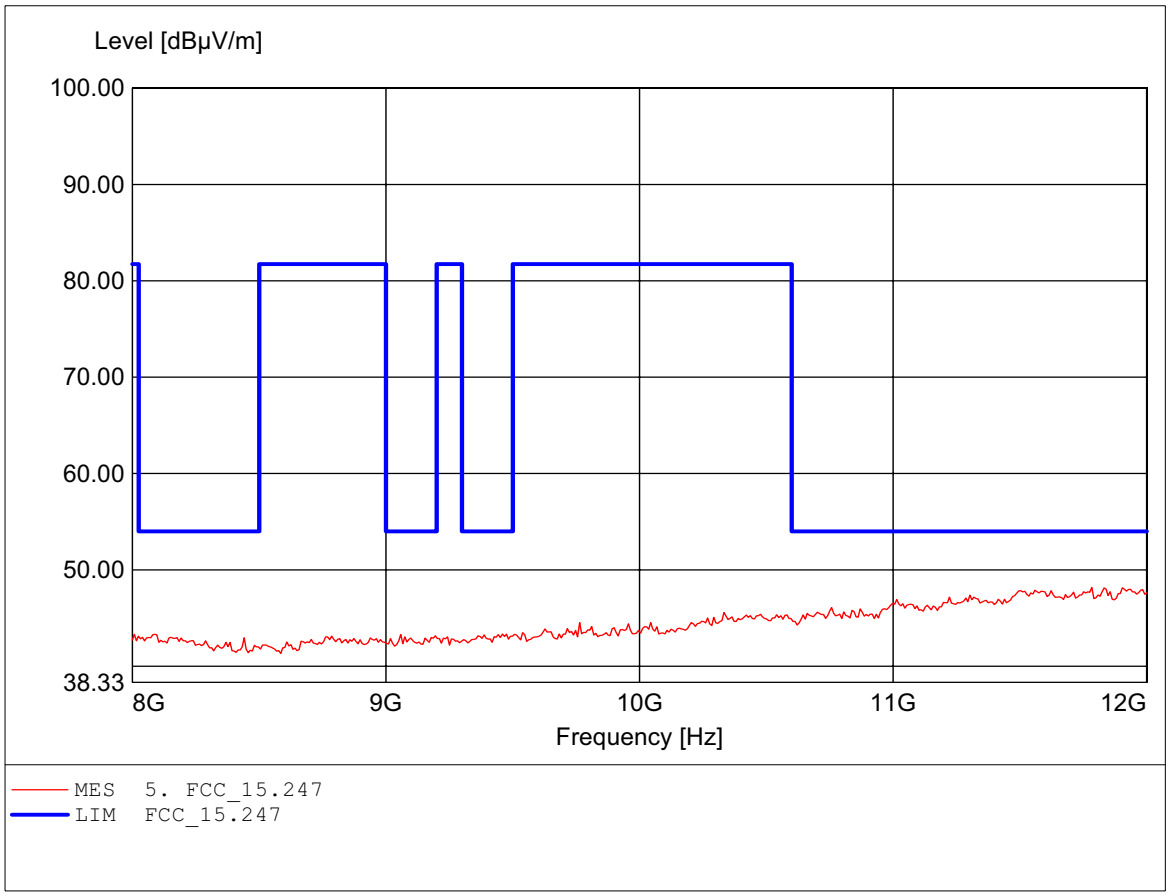

Spurious emissions Field Strength

FCC RULES PART 15, SUBPART C

EUT:	Integrated High Powered Access Point
MODEL NO:	IWE3302 802.11g middle channel
Approval Holder:	Interepoch Technology,Inc.
Test Site / Operator:	ETS / Dennis
Temperature/Voltage:	Temp.: 23.5°C/ Unom.: 120 VAC (ac / dc adaptor)
Test Specification:	according to §15.247, peak detector
Comment 1:	Dist.: 3m, Ant.: HL025, ampl.+HP.
	Freq: 11.904GHz, Emax: 49.18dBµV/m, RBW: 1MHz

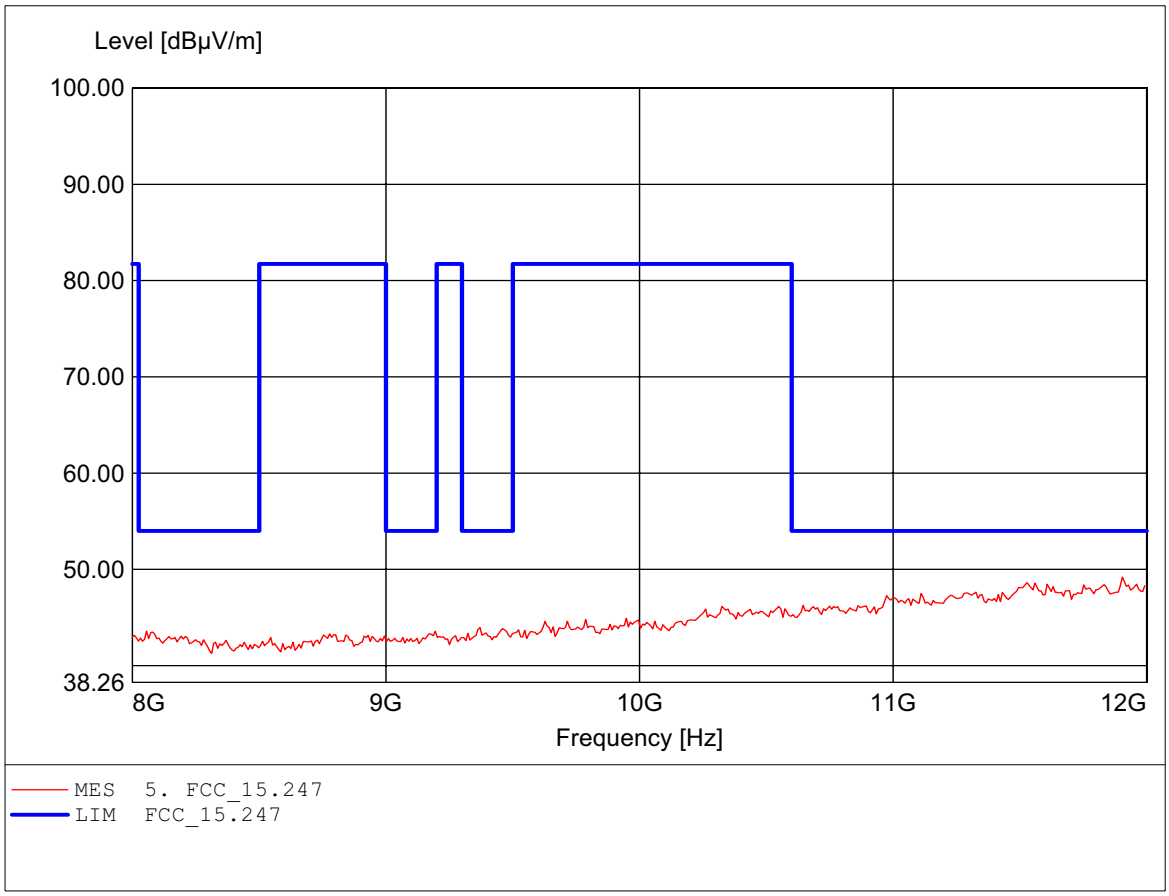

Spurious emissions Field Strength

FCC RULES PART 15, SUBPART C

EUT:	Integrated High Powered Access Point
MODEL NO:	IWE3302 802.11g middle channel
Approval Holder:	Interepoch Technology,Inc.
Test Site / Operator:	ETS / Dennis
Temperature/Voltage:	Temp.: 23.5°C/ Unom.: 120 VAC (ac / dc adaptor)
Test Specification:	according to §15.247, peak detector
Comment 1:	Dist.: 3m, Ant.: HL025, ampl.+HP.
	Freq: 18.000GHz, Emax: 52.54dBµV/m, RBW: 1MHz

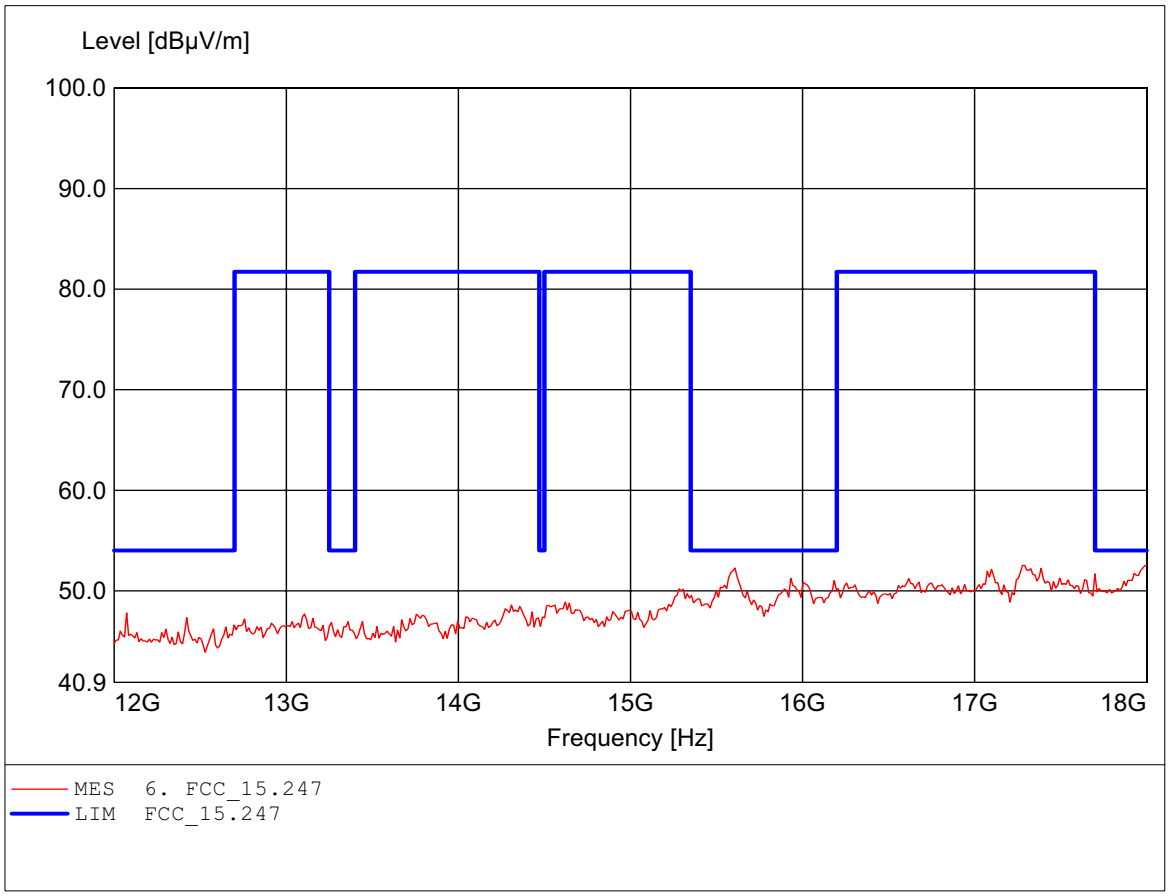

Spurious emissions Field Strength

FCC RULES PART 15, SUBPART C

EUT:	Integrated High Powered Access Point
MODEL NO:	IWE3302 802.11g middle channel
Approval Holder:	Interepoch Technology,Inc.
Test Site / Operator:	ETS / Dennis
Temperature/Voltage:	Temp.: 23.5°C/ Unom.: 120 VAC (ac / dc adaptor)
Test Specification:	according to §15.247, peak detector
Comment 1:	Dist.: 3m, Ant.: HL025, ampl.+HP.
	Freq: 17.303GHz, Emax: 53.05dBµV/m, RBW: 1MHz

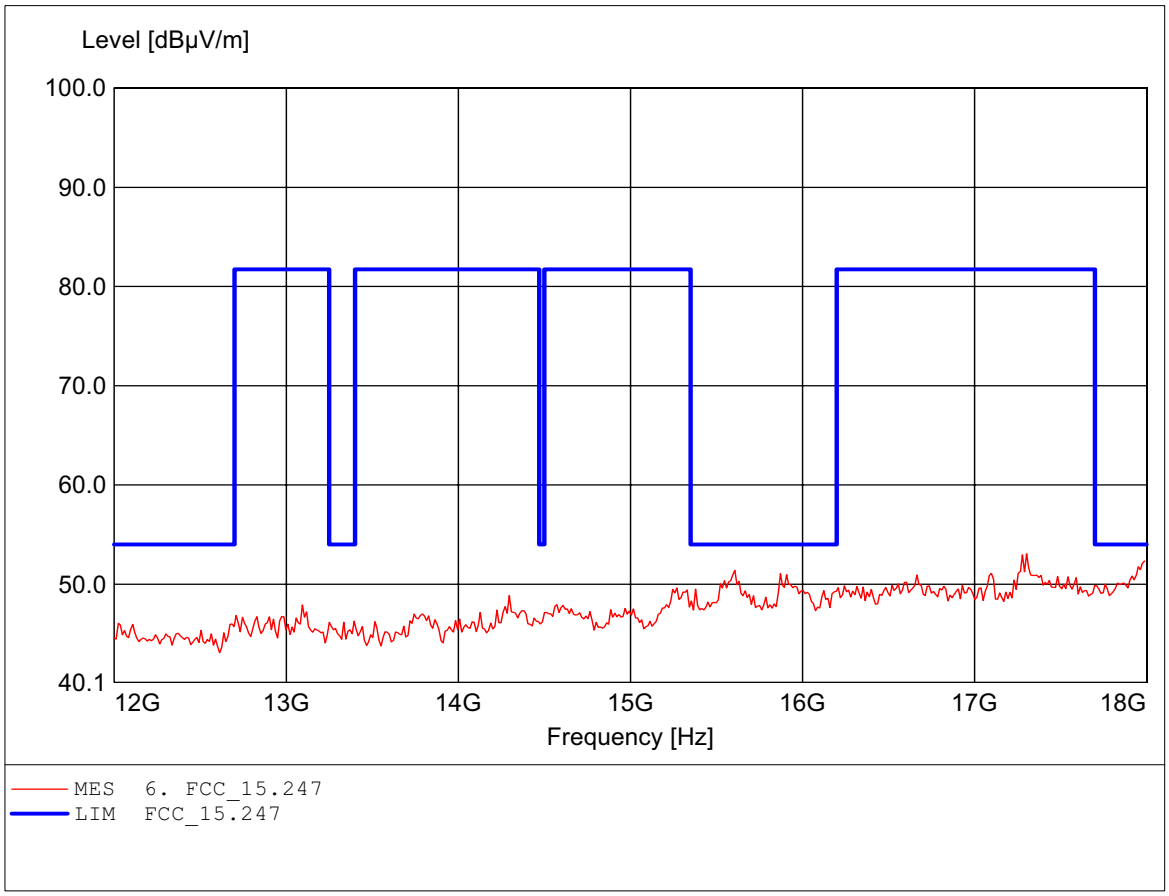

Spurious emissions Field Strength

FCC RULES PART 15, SUBPART C

EUT:	Integrated High Powered Access Point
MODEL NO:	IWE3302 802.11g middle channel
Approval Holder:	Interepoch Technology,Inc.
Test Site / Operator:	ETS / Dennis
Temperature/Voltage:	Temp.: 23.5°C/ Unom.: 120 VAC (ac / dc adaptor)
Test Specification:	according to §15.247, peak detector
Comment 1:	Dist.: 3m, Ant.: HL025, amplif.
	Freq: 26.483GHz, Emax: 51.38dBµV/m, RBW: 1MHz

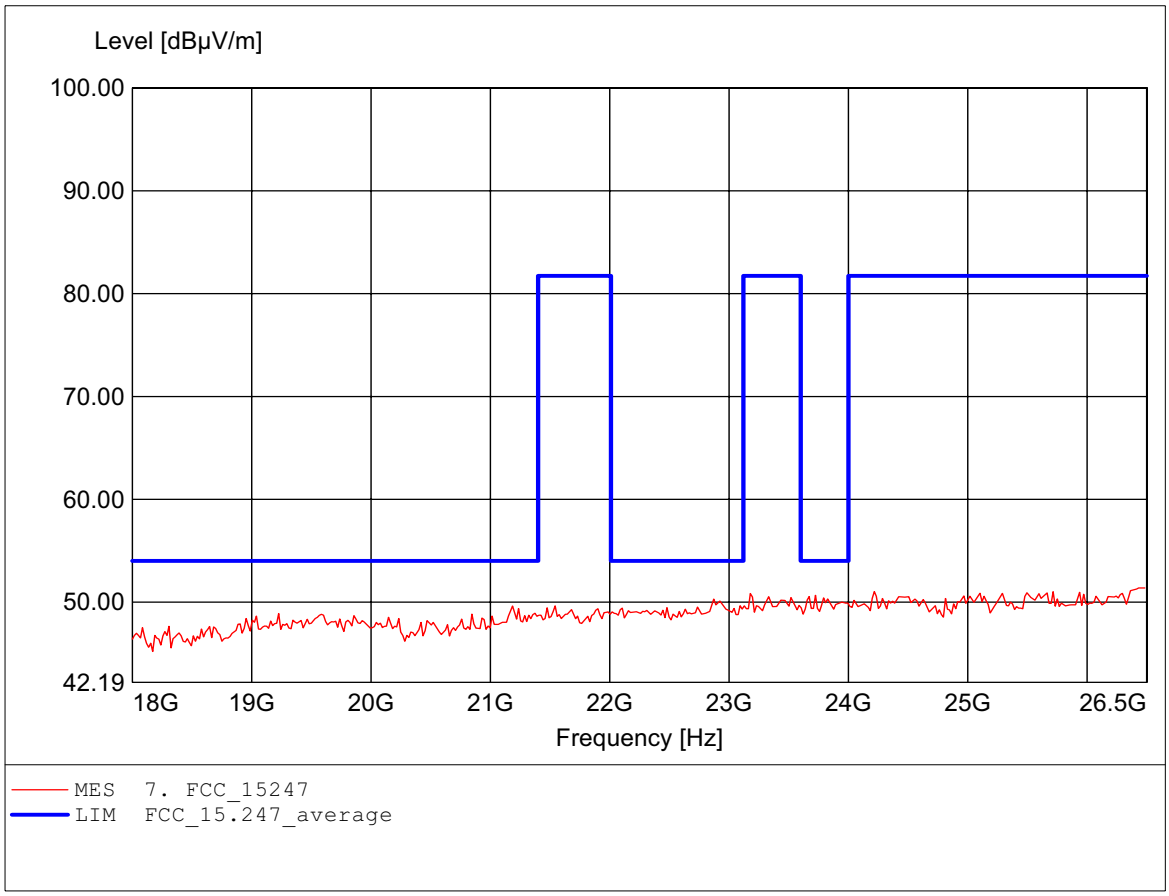

Spurious emissions Field Strength

FCC RULES PART 15, SUBPART C

EUT:	Integrated High Powered Access Point
MODEL NO:	IWE3302 802.11g middle channel
Approval Holder:	Interepoch Technology,Inc.
Test Site / Operator:	ETS / Dennis
Temperature/Voltage:	Temp.: 23.5°C/ Unom.: 120 VAC (ac / dc adaptor)
Test Specification:	according to §15.247, peak detector
Comment 1:	Dist.: 3m, Ant.: HL025, amplif.
	Freq: 26.262GHz, Emax: 51.45dBµV/m, RBW: 1MHz

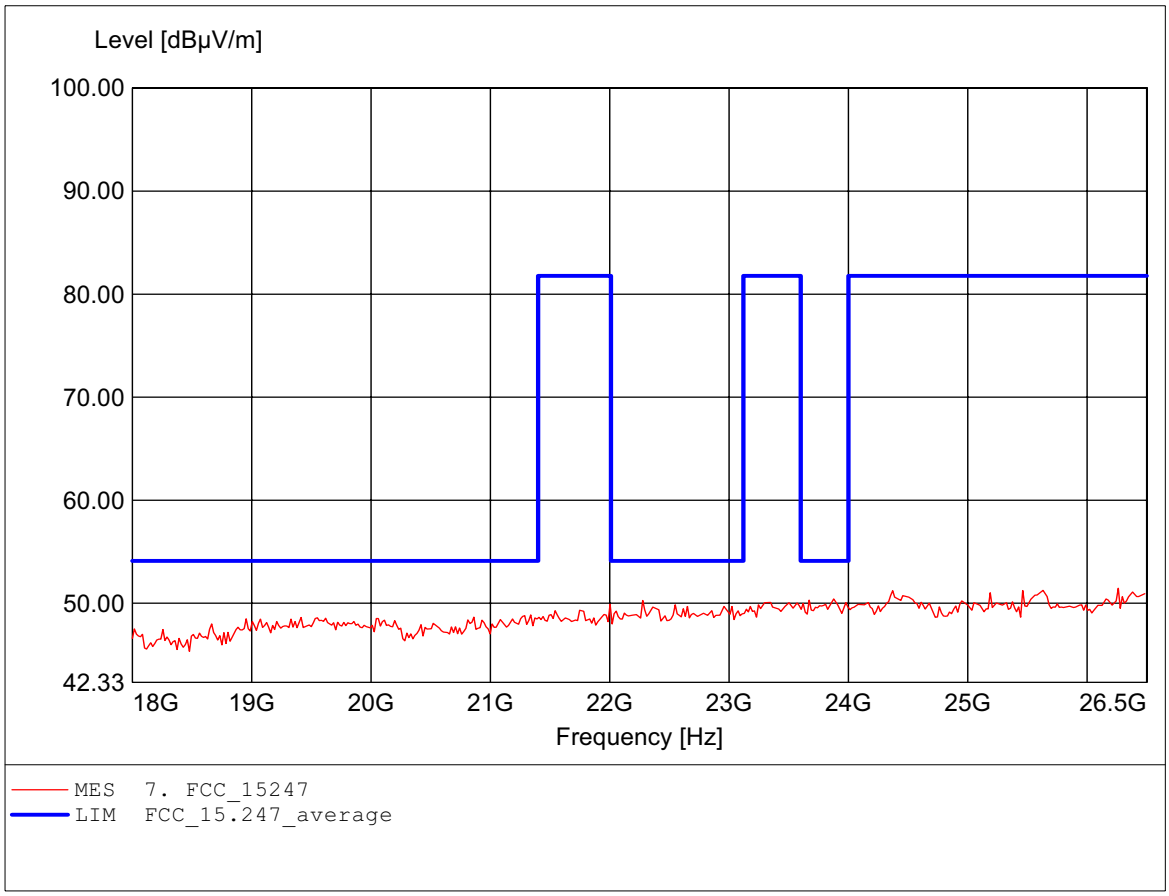

Spurious emissions Field Strength

FCC RULES PART 15, SUBPART C

EUT:	Integrated High Powered Access Point
MODEL NO:	IWE3302 802.11g high channel
Approval Holder:	Interepoch Technology,Inc.
Test Site / Operator:	ETS / Dennis
Temperature/Voltage:	Temp.: 23.5°C/ Unom.: 120 VAC (ac / dc adaptor)
Test Specification:	according to §15.247
Comment 1:	Dist.: 3m, Ant.: HK 116
	Freq: 200.000MHz, Emax: 44.80dBµV/m, RBW: 100kHz

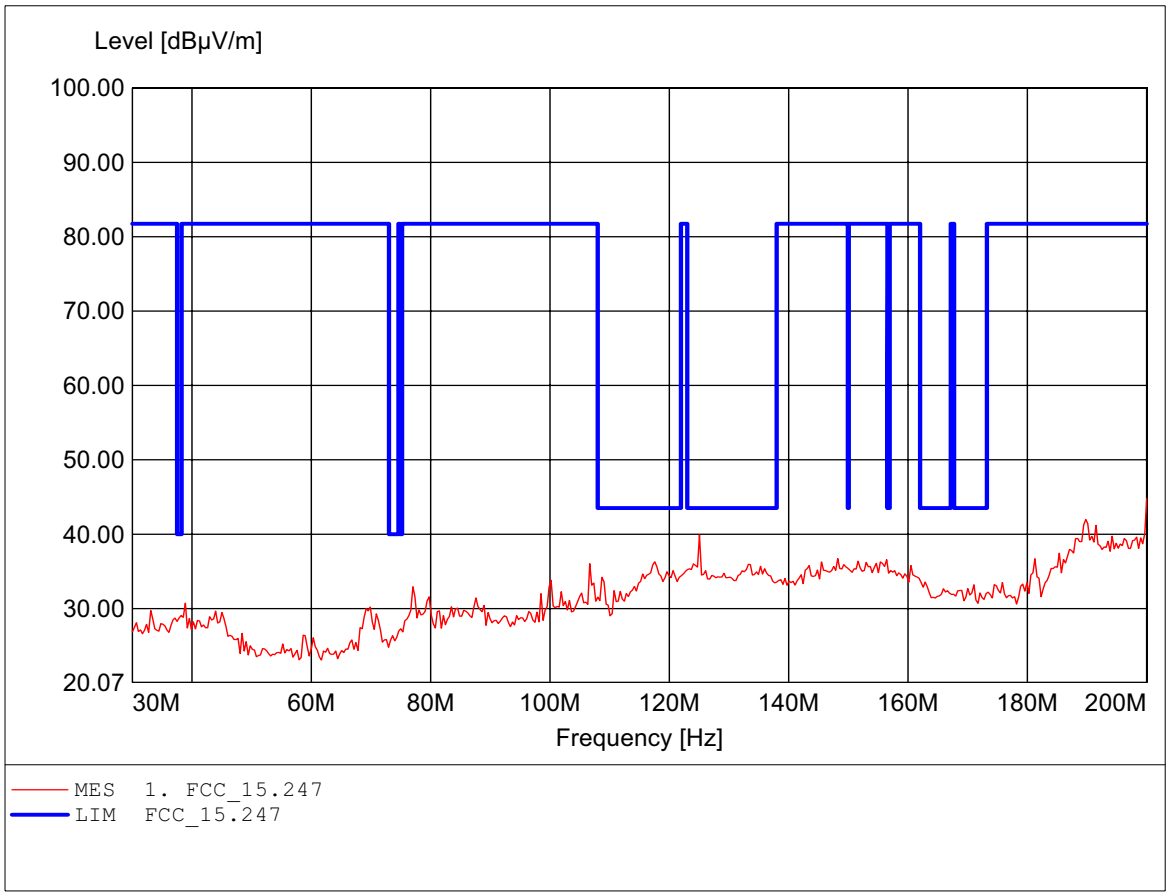

Spurious emissions Field Strength

FCC RULES PART 15, SUBPART C

EUT:	Integrated High Powered Access Point
MODEL NO:	IWE3302 802.11g high channel
Approval Holder:	Interepoch Technology,Inc.
Test Site / Operator:	ETS / Dennis
Temperature/Voltage:	Temp.: 23.5°C/ Unom.: 120 VAC (ac / dc adaptor)
Test Specification:	according to §15.247
Comment 1:	Dist.: 3m, Ant.: HK 116
	Freq: 79.739MHz, Emax: 40.85dBµV/m, RBW: 100kHz

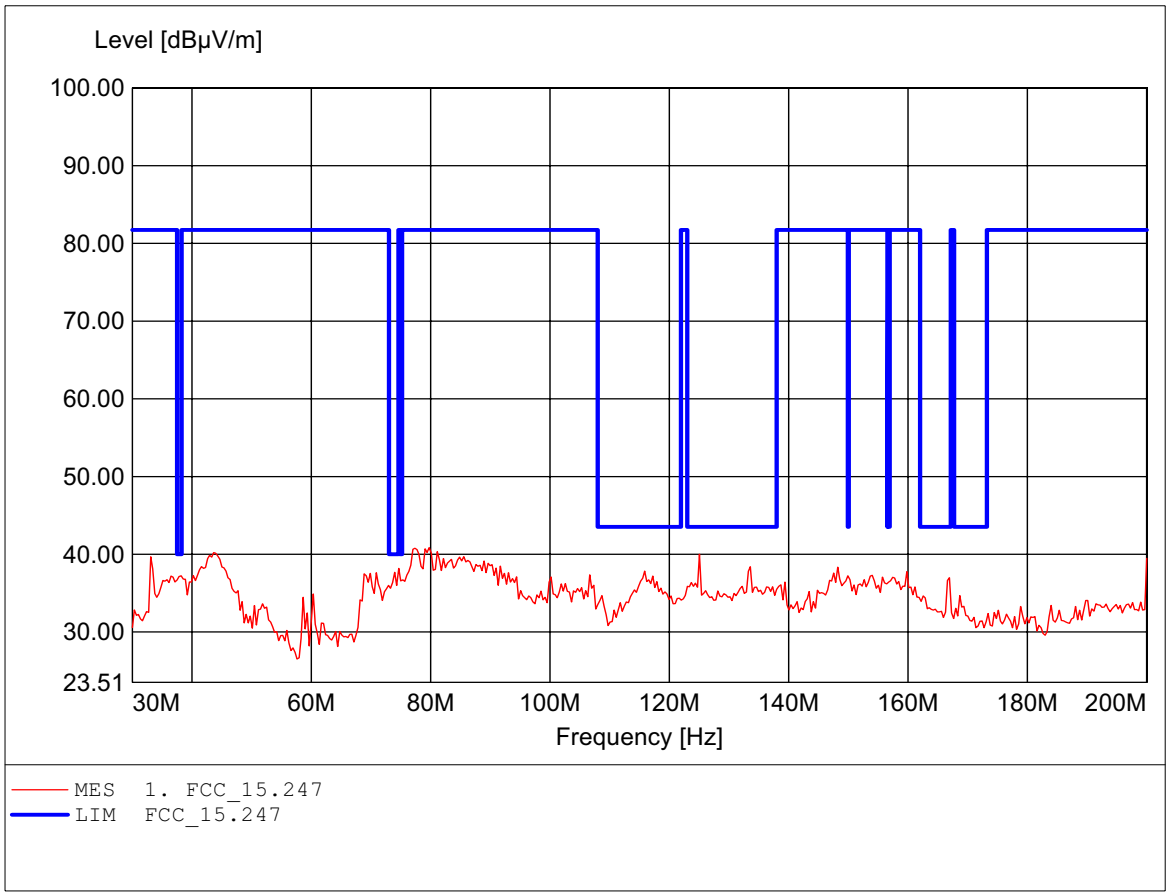

Spurious emissions Field Strength

FCC RULES PART 15, SUBPART C

EUT:	Integrated High Powered Access Point
MODEL NO:	IWE3302 802.11g high channel
Approval Holder:	Interepoch Technology,Inc.
Test Site / Operator:	ETS / Dennis
Temperature/Voltage:	Temp.: 23.5°C/ Unom.: 120 VAC (ac / dc adaptor)
Test Specification:	according to §15.247
Comment 1:	Dist.: 3m, Ant.: HL 223, amplif.
	Freq: 833.267MHz, Emax: 52.73dBµV/m, RBW: 100kHz

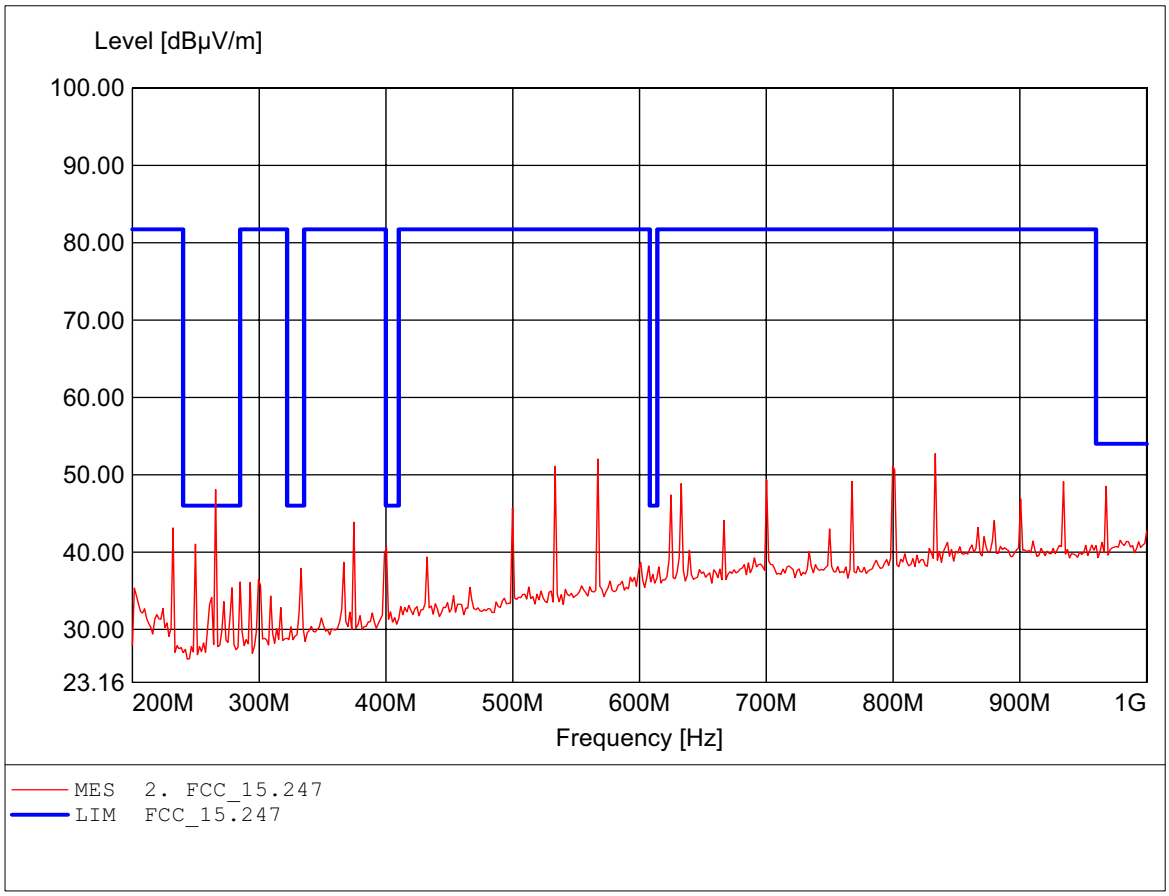

Spurious emissions Field Strength

FCC RULES PART 15, SUBPART C

EUT:	Integrated High Powered Access Point
MODEL NO:	IWE3302 802.11g high channel
Approval Holder:	Interepoch Technology,Inc.
Test Site / Operator:	ETS / Dennis
Temperature/Voltage:	Temp.: 23.5°C/ Unom.: 120 VAC (ac / dc adaptor)
Test Specification:	according to §15.247
Comment 1:	Dist.: 3m, Ant.: HL 223, amplif.
	Freq: 567.134MHz, Emax: 48.59dBµV/m, RBW: 100kHz

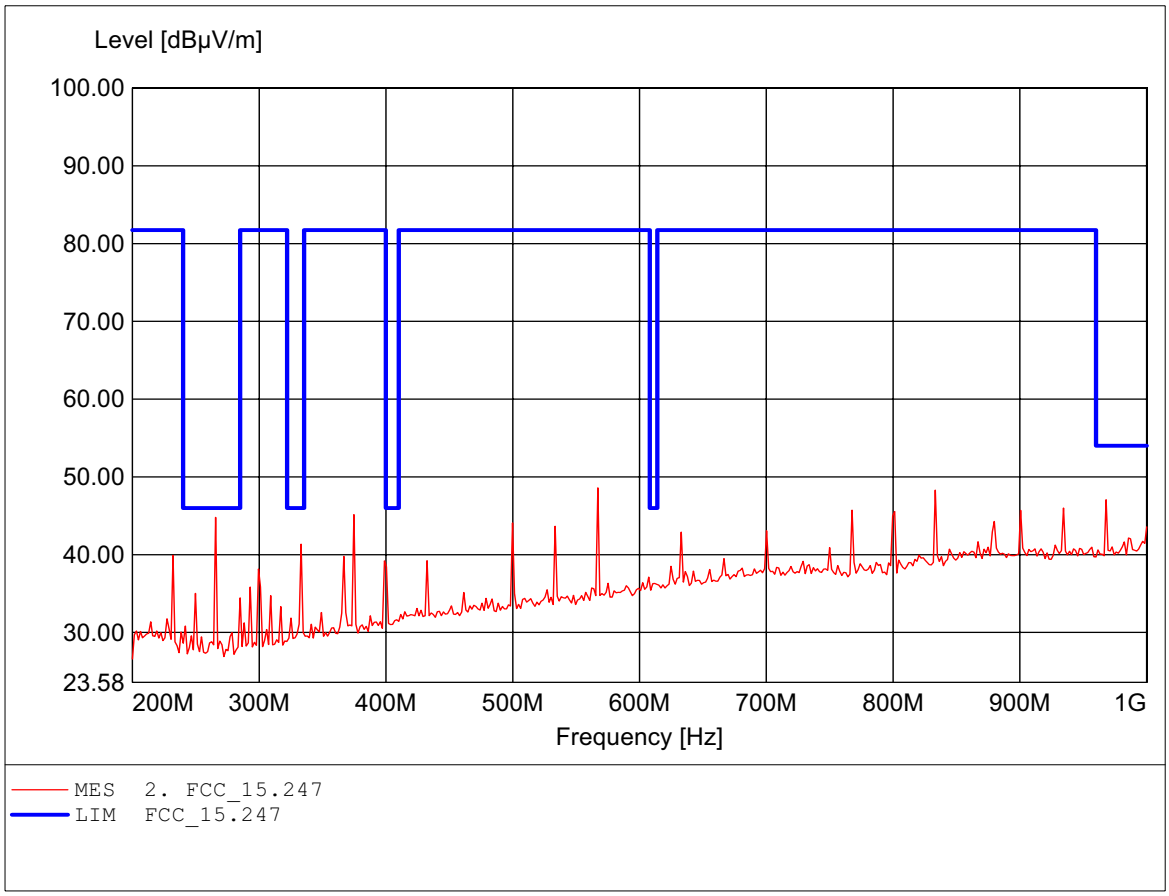

Spurious emissions Field Strength

FCC RULES PART 15, SUBPART C

EUT:	Integrated High Powered Access Point
MODEL NO:	IWE3302 802.11g high channel
Approval Holder:	Interepoch Technology,Inc.
Test Site / Operator:	ETS / Dennis
Temperature/Voltage:	Temp.: 23.5°C/ Unom.: 120 VAC (ac / dc adaptor)
Test Specification:	according to §15.247, peak detector
Comment 1:	Dist.: 3m, Ant.: HL025, amplif.
	Freq: 2.491GHz, Emax: 57.40dBµV/m, RBW: 1MHz

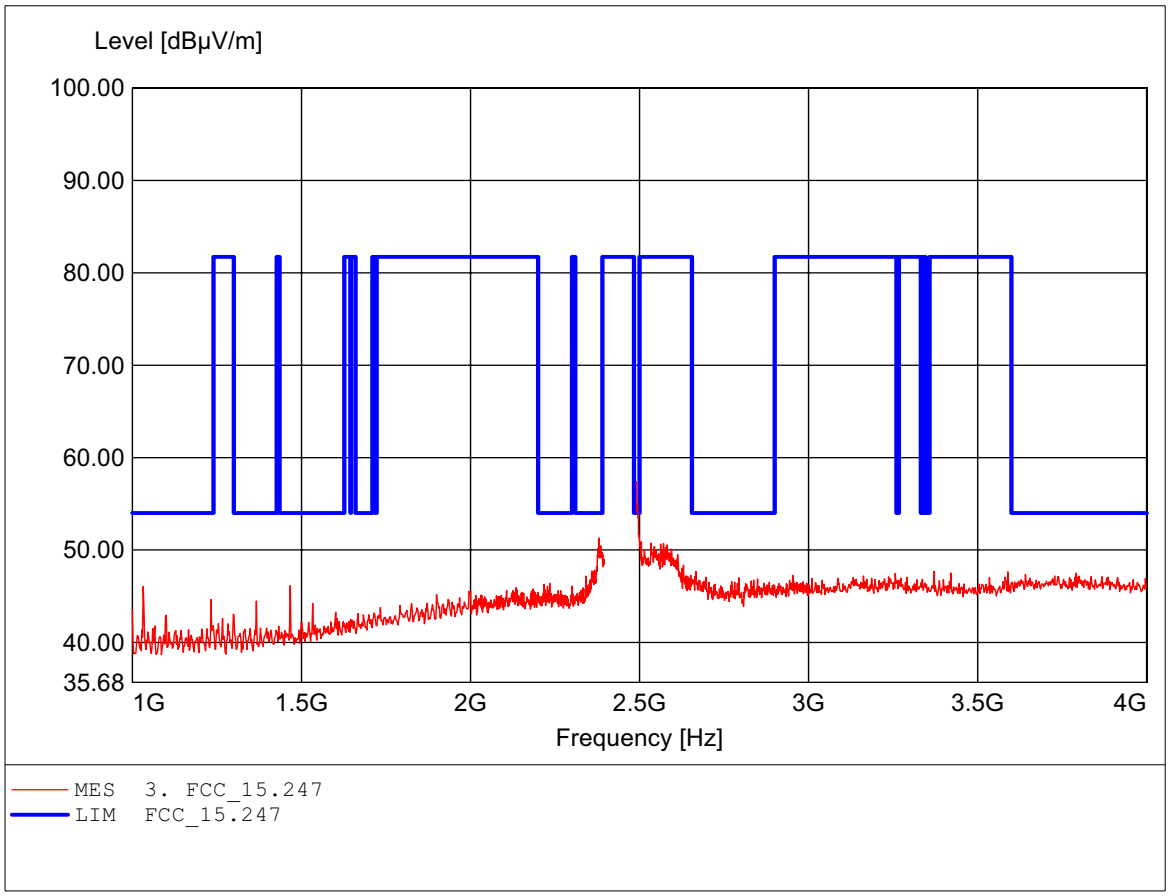

Spurious emissions Field Strength

FCC RULES PART 15, SUBPART C

EUT:	Integrated High Powered Access Point
MODEL NO:	IWE3302 802.11g high channel
Approval Holder:	Interepoch Technology,Inc.
Test Site / Operator:	ETS / Dennis
Temperature/Voltage:	Temp.: 23.5°C/ Unom.: 120 VAC (ac / dc adaptor)
Test Specification:	according to §15.247, peak detector
Comment 1:	Dist.: 3m, Ant.: HL025, amplif.
	Freq: 2.490GHz, Emax: 64.49dBµV/m, RBW: 1MHz

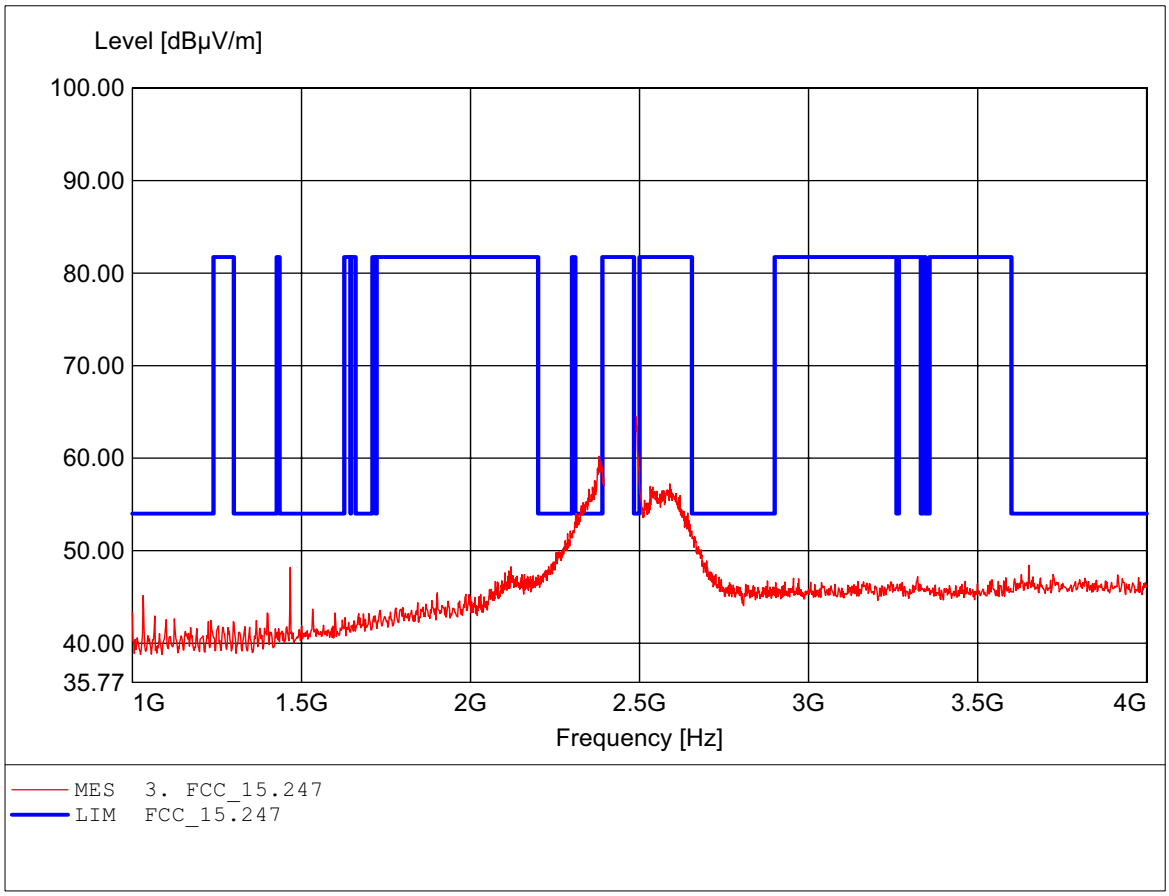

Spurious emissions Field Strength

FCC RULES PART 15, SUBPART C

EUT:	Integrated High Powered Access Point
MODEL NO:	IWE3302 802.11g high channel
Approval Holder:	Interepoch Technology,Inc.
Test Site / Operator:	ETS / Dennis
Temperature/Voltage:	Temp.: 23.5°C/ Unom.: 120 VAC (ac / dc adaptor)
Test Specification:	according to §15.247, peak detector
Comment 1:	Dist.: 3m, Ant.: HL025, ampl.+HP.
	Freq: 7.575GHz, Emax: 51.66dBµV/m, RBW: 1MHz

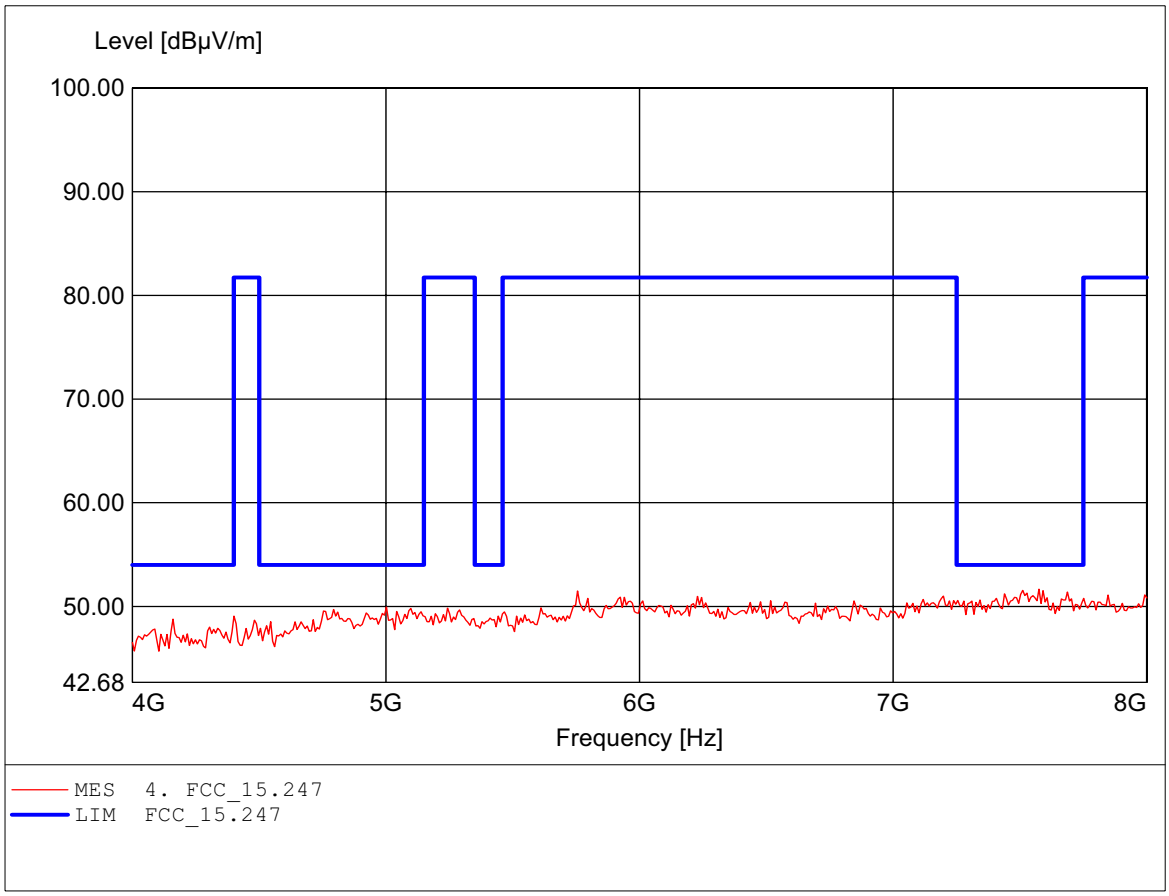

Spurious emissions Field Strength

FCC RULES PART 15, SUBPART C

EUT:	Integrated High Powered Access Point
MODEL NO:	IWE3302 802.11g high channel
Approval Holder:	Interepoch Technology,Inc.
Test Site / Operator:	ETS / Dennis
Temperature/Voltage:	Temp.: 23.5°C/ Unom.: 120 VAC (ac / dc adaptor)
Test Specification:	according to §15.247, peak detector
Comment 1:	Dist.: 3m, Ant.: HL025, ampl.+HP.
	Freq: 7.527GHz, Emax: 51.61dBµV/m, RBW: 1MHz

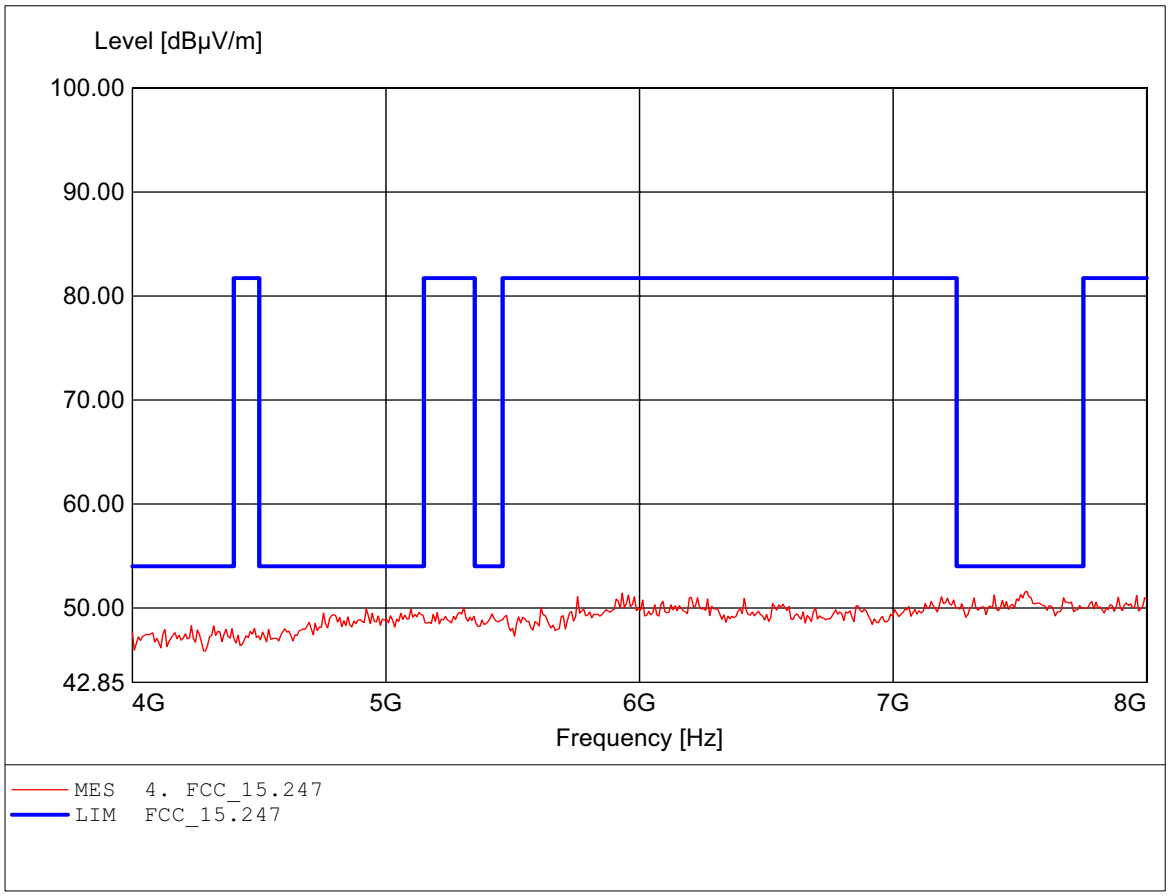

Spurious emissions Field Strength

FCC RULES PART 15, SUBPART C

EUT:	Integrated High Powered Access Point
MODEL NO:	IWE3302 802.11g high channel
Approval Holder:	Interepoch Technology,Inc.
Test Site / Operator:	ETS / Dennis
Temperature/Voltage:	Temp.: 23.5°C/ Unom.: 120 VAC (ac / dc adaptor)
Test Specification:	according to §15.247, peak detector
Comment 1:	Dist.: 3m, Ant.: HL025, ampl.+HP.
	Freq: 11.567GHz, Emax: 48.91dBµV/m, RBW: 1MHz

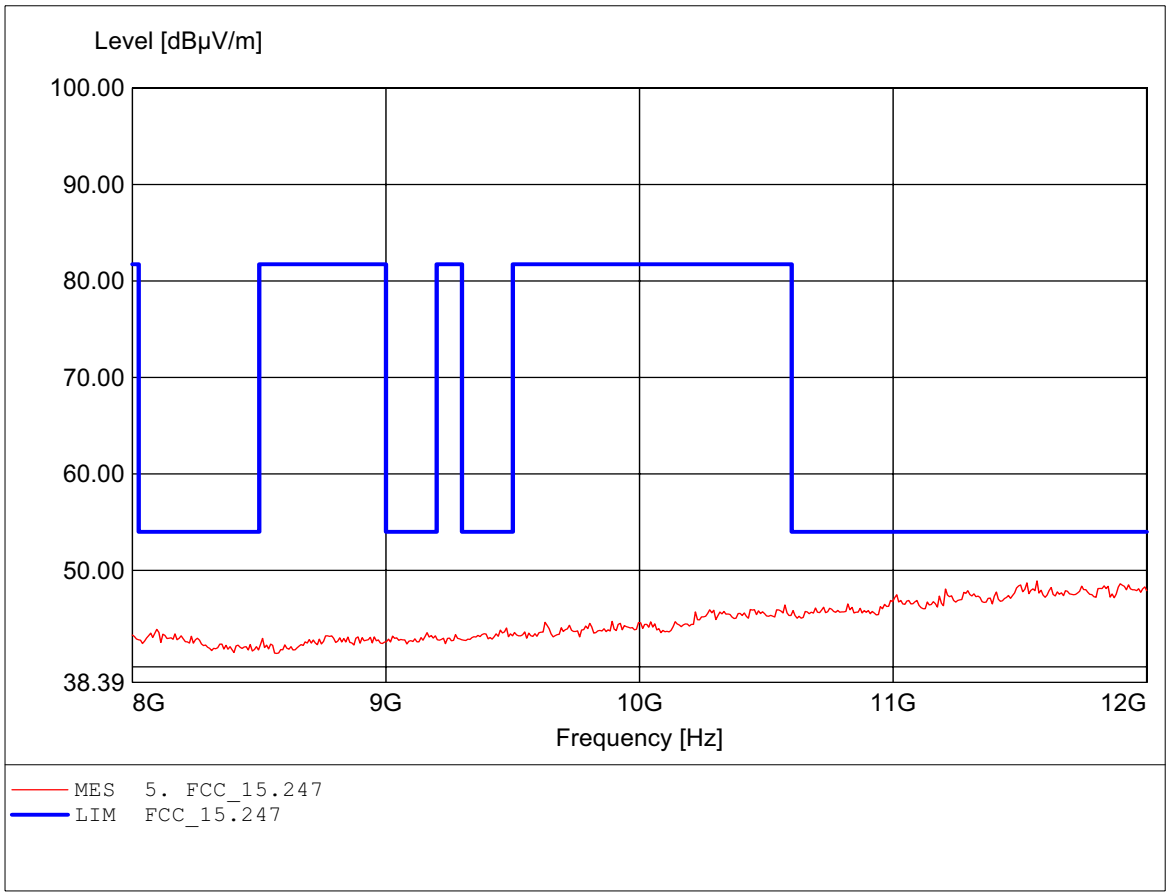

Spurious emissions Field Strength

FCC RULES PART 15, SUBPART C

EUT:	Integrated High Powered Access Point
MODEL NO:	IWE3302 802.11g high channel
Approval Holder:	Interepoch Technology,Inc.
Test Site / Operator:	ETS / Dennis
Temperature/Voltage:	Temp.: 23.5°C/ Unom.: 120 VAC (ac / dc adaptor)
Test Specification:	according to §15.247, peak detector
Comment 1:	Dist.: 3m, Ant.: HL025, ampl.+HP.
	Freq: 11.543GHz, Emax: 48.65dBµV/m, RBW: 1MHz

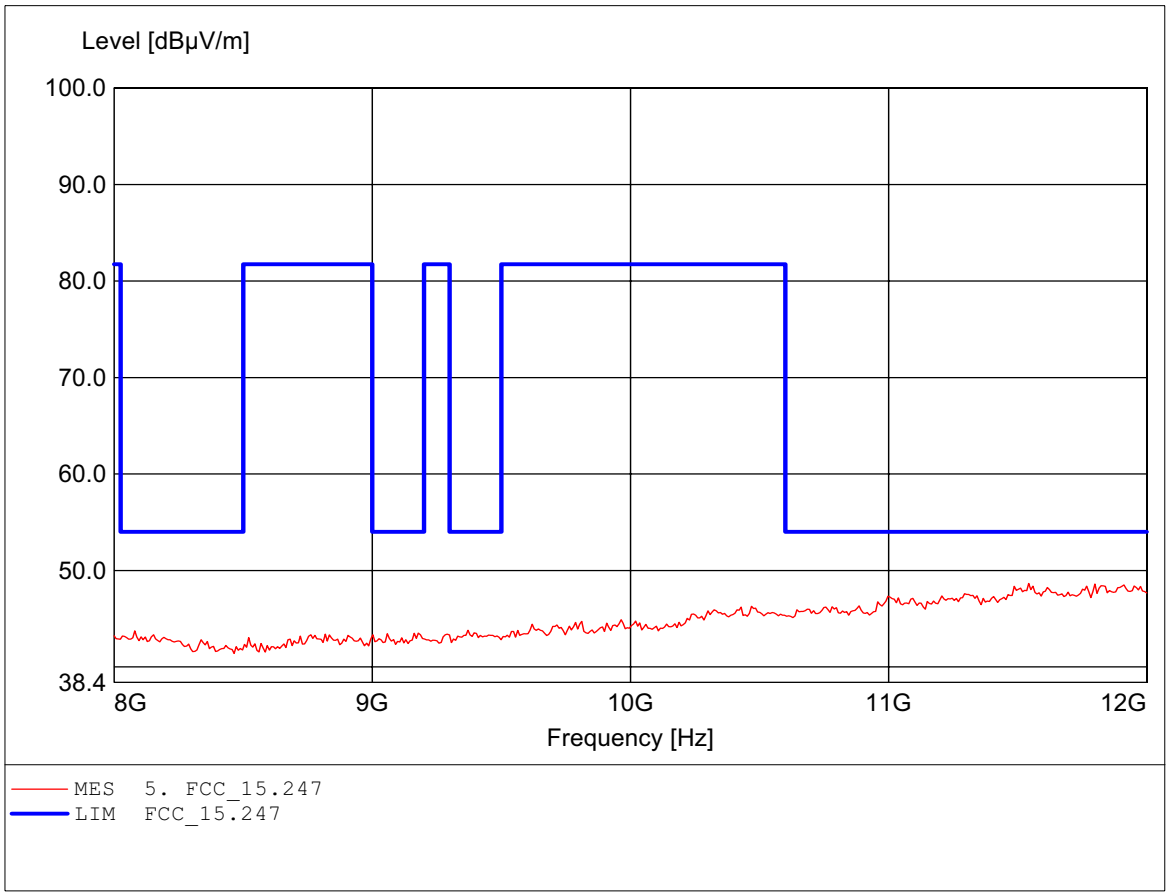

Spurious emissions Field Strength

FCC RULES PART 15, SUBPART C

EUT:	Integrated High Powered Access Point
MODEL NO:	IWE3302 802.11g high channel
Approval Holder:	Interepoch Technology,Inc.
Test Site / Operator:	ETS / Dennis
Temperature/Voltage:	Temp.: 23.5°C/ Unom.: 120 VAC (ac / dc adaptor)
Test Specification:	according to §15.247, peak detector
Comment 1:	Dist.: 3m, Ant.: HL025, ampl.+HP.
	Freq: 17.988GHz, Emax: 52.01dBµV/m, RBW: 1MHz

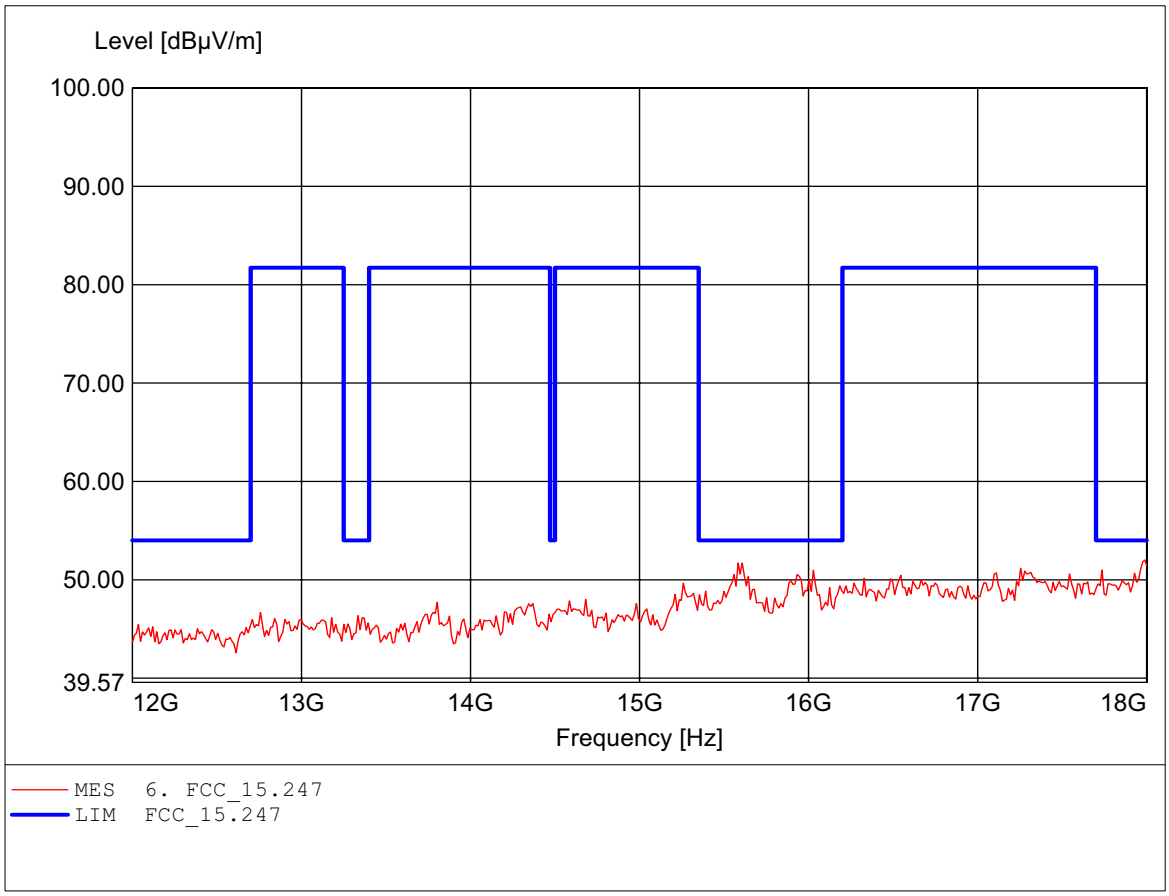

Spurious emissions Field Strength

FCC RULES PART 15, SUBPART C

EUT:	Integrated High Powered Access Point
MODEL NO:	IWE3302 802.11g high channel
Approval Holder:	Interepoch Technology,Inc.
Test Site / Operator:	ETS / Dennis
Temperature/Voltage:	Temp.: 23.5°C/ Unom.: 120 VAC (ac / dc adaptor)
Test Specification:	according to §15.247, peak detector
Comment 1:	Dist.: 3m, Ant.: HL025, ampl.+HP.
	Freq: 17.988GHz, Emax: 52.72dBµV/m, RBW: 1MHz

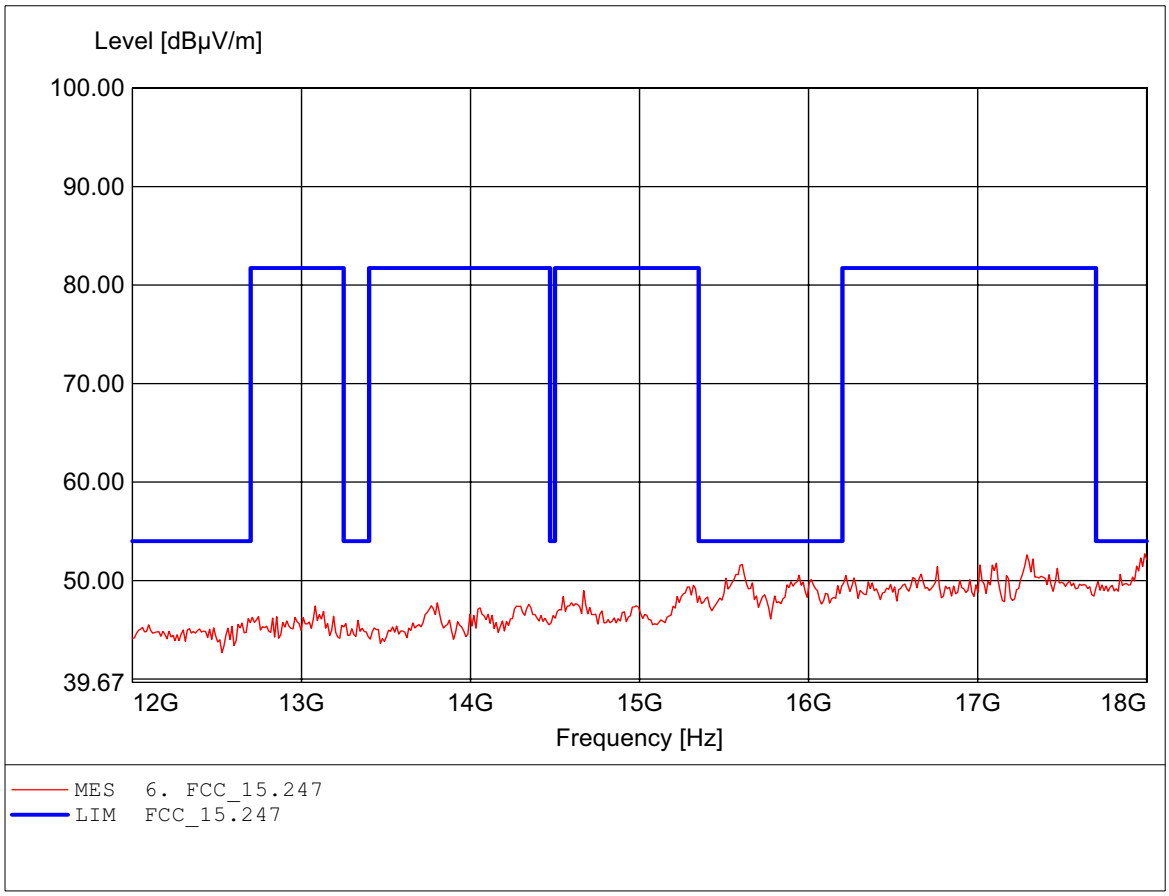

Spurious emissions Field Strength

FCC RULES PART 15, SUBPART C

EUT:	Integrated High Powered Access Point
MODEL NO:	IWE3302 802.11g high channel
Approval Holder:	Interepoch Technology,Inc.
Test Site / Operator:	ETS / Dennis
Temperature/Voltage:	Temp.: 23.5°C/ Unom.: 120 VAC (ac / dc adaptor)
Test Specification:	according to §15.247, peak detector
Comment 1:	Dist.: 3m, Ant.: HL025, amplif.
	Freq: 25.359GHz, Emax: 51.61dBµV/m, RBW: 1MHz

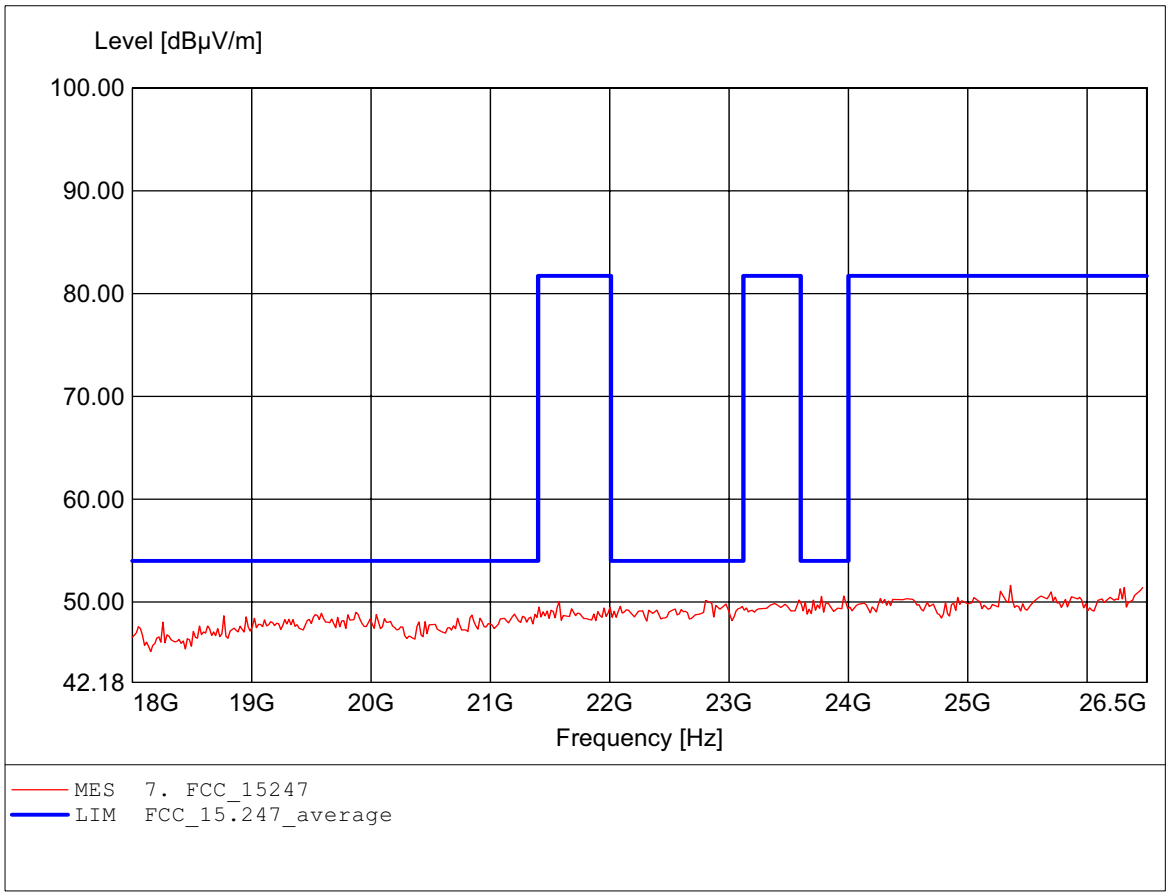

Spurious emissions Field Strength

FCC RULES PART 15, SUBPART C

EUT:	Integrated High Powered Access Point
MODEL NO:	IWE3302 802.11g high channel
Approval Holder:	Interepoch Technology,Inc.
Test Site / Operator:	ETS / Dennis
Temperature/Voltage:	Temp.: 23.5°C/ Unom.: 120 VAC (ac / dc adaptor)
Test Specification:	according to §15.247, peak detector
Comment 1:	Dist.: 3m, Ant.: HL025, amplif.
	Freq: 26.313GHz, Emax: 52.18dBµV/m, RBW: 1MHz

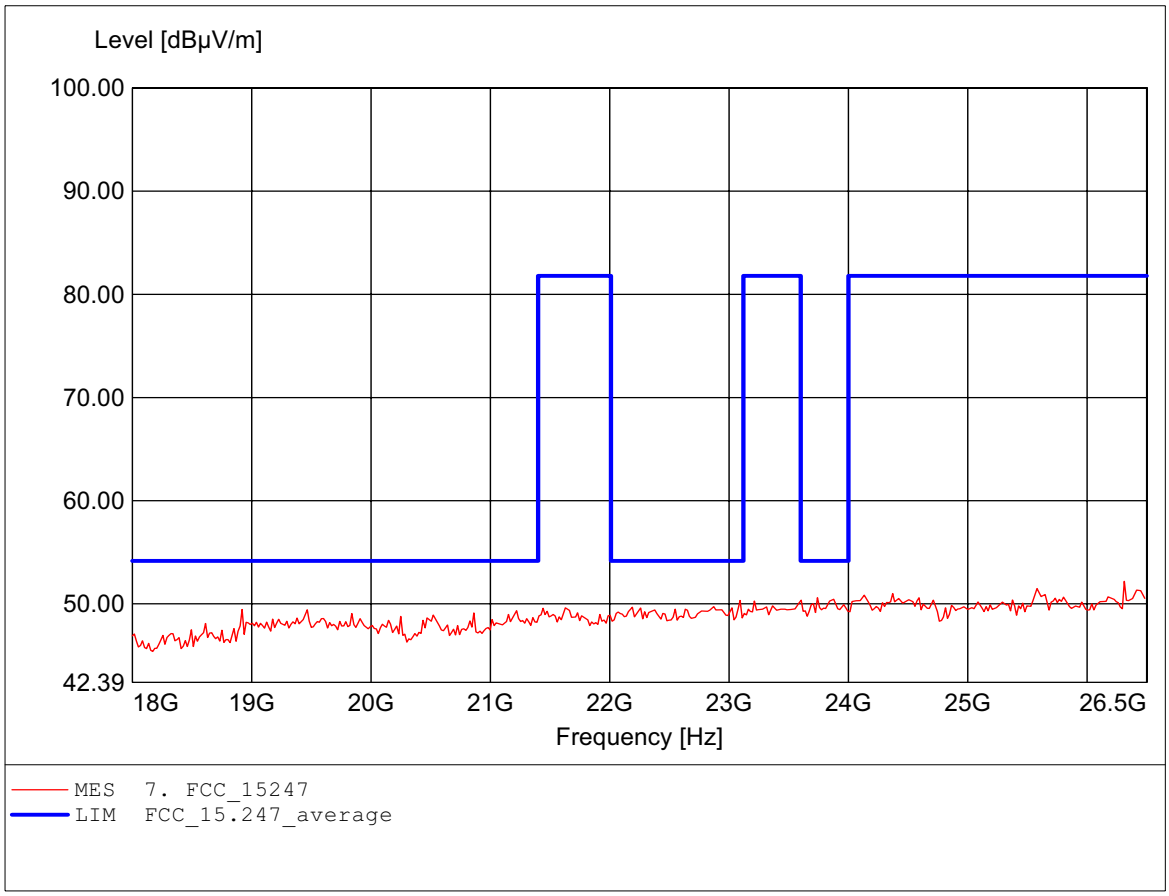

Appendix C

Band Edge Measurement

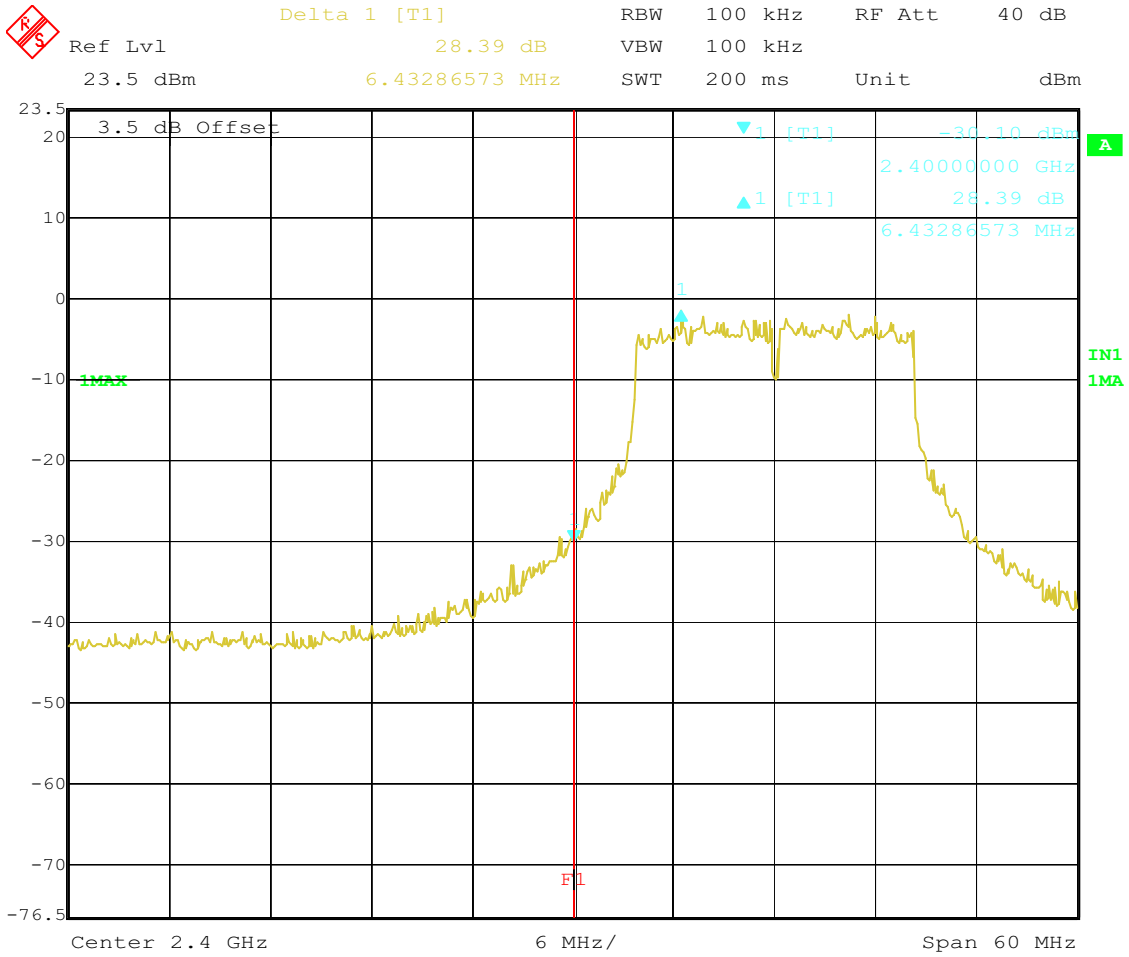

Title: BANDEDGE 802.11g CH 1
Date: 6.JUN.2006 15:03:58

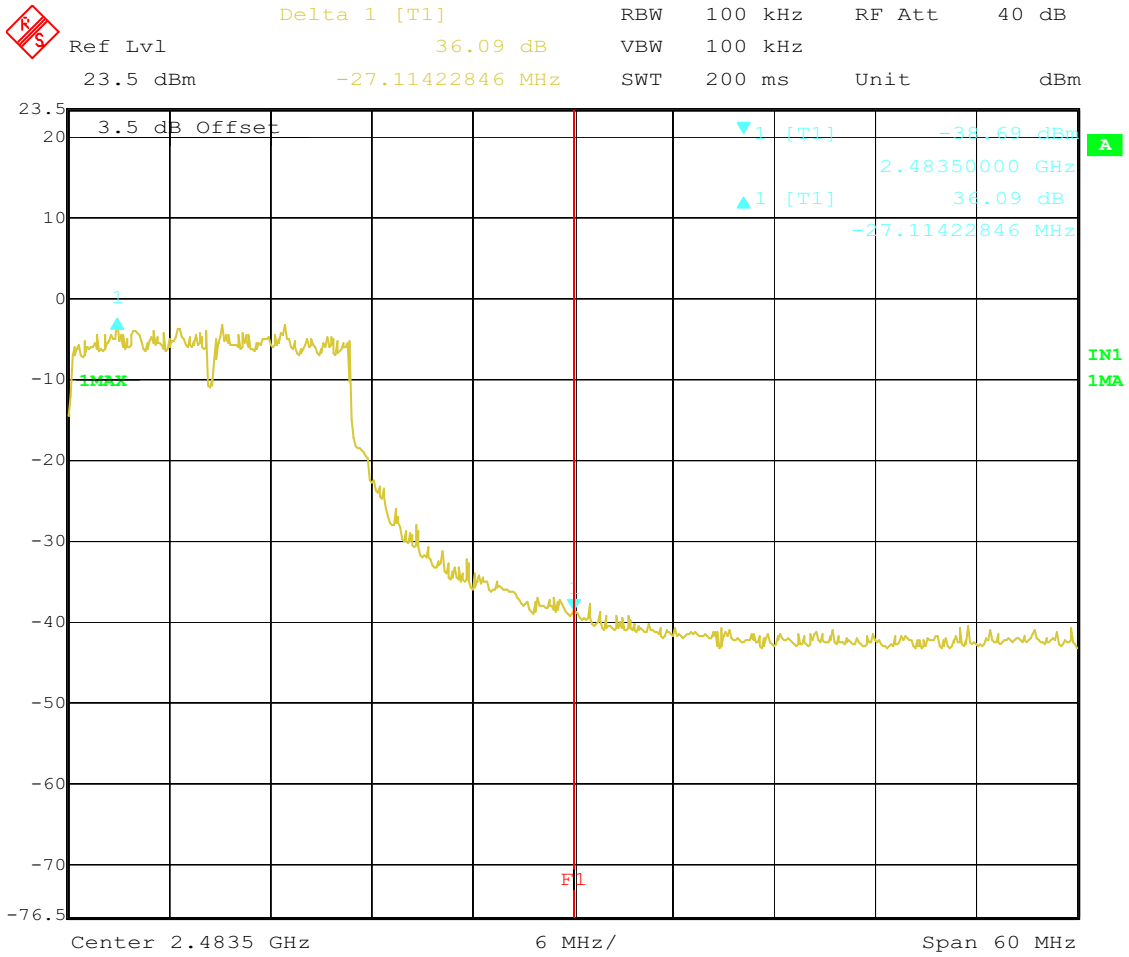

Title: BANDEDGE 802.11g CH11
Date: 6.JUN.2006 15:04:46

Appendix D

Minimum 6dB Bandwidth

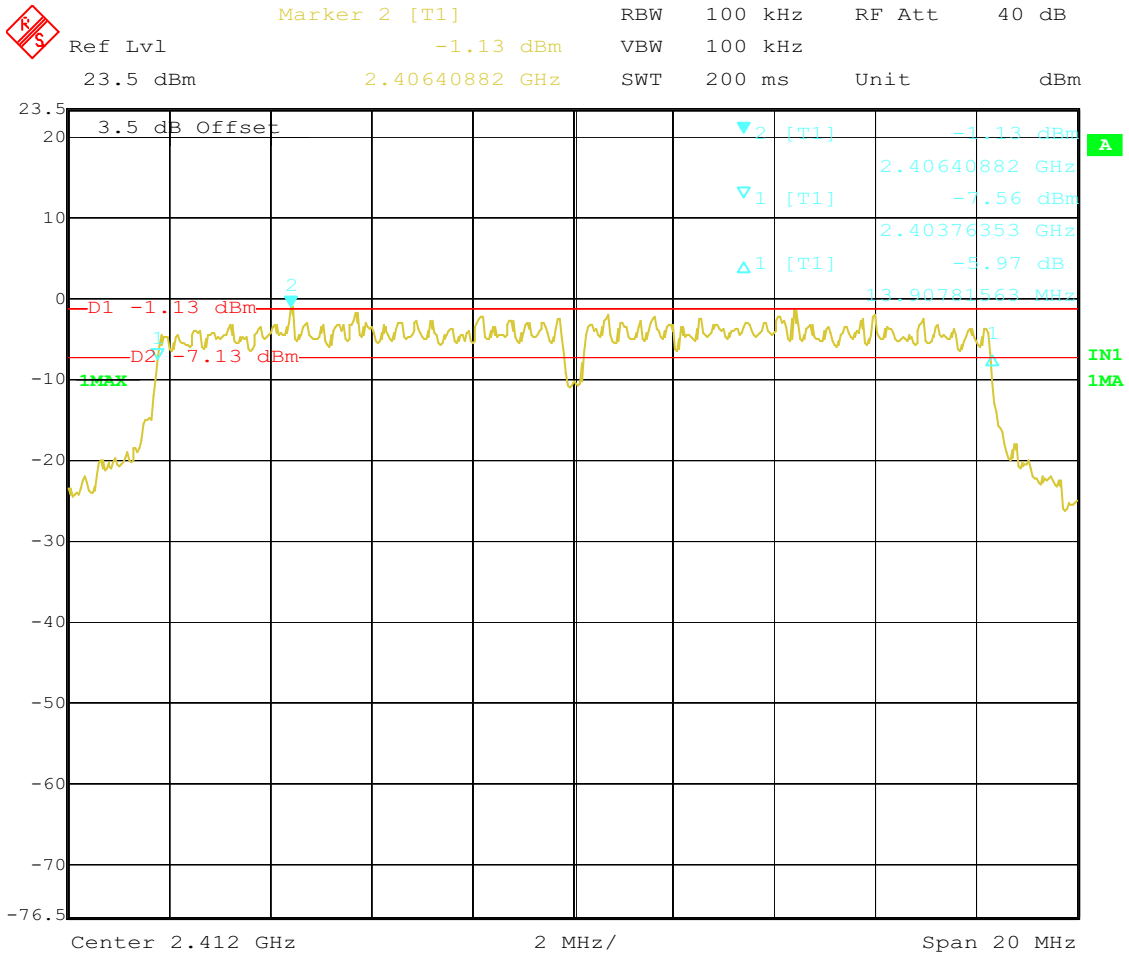

Title: 6dB BANDWIDTH 802.11g CH 1
Date: 6.JUN.2006 14:56:47

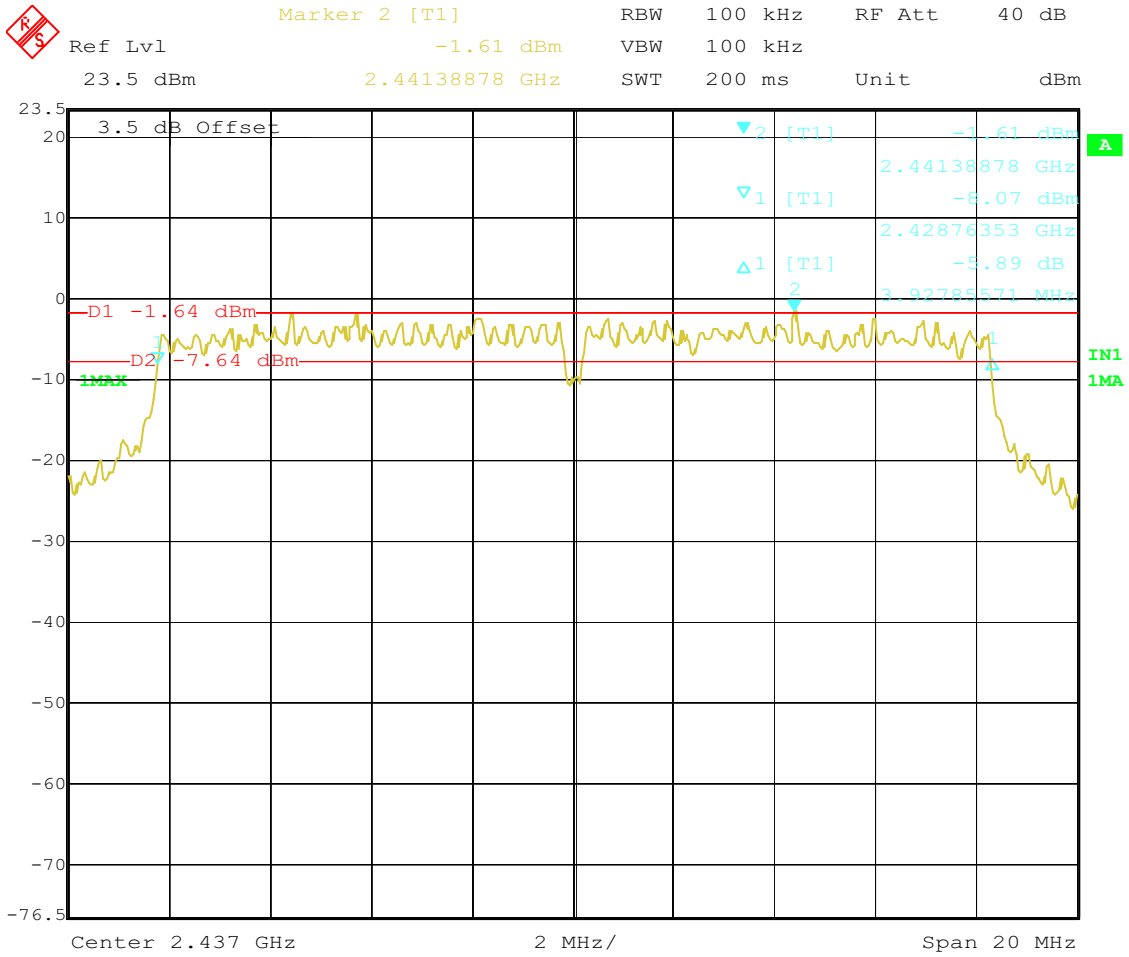

Title: 6dB BANDWIDTH 802.11g CH 6
Date: 6.JUN.2006 14:55:21

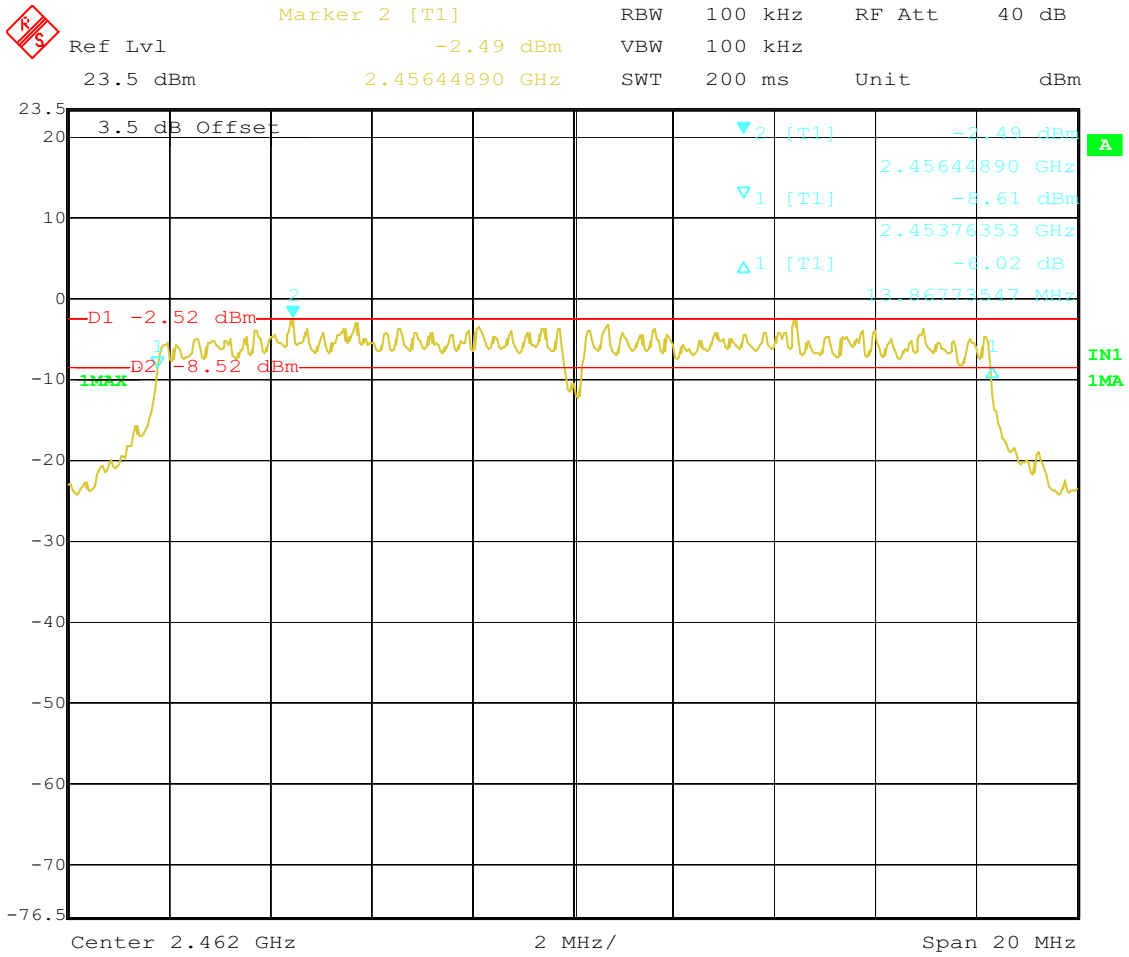

Title: 6dB BANDWIDTH 802.11g CH11
Date: 6.JUN.2006 14:53:12

Appendix E

Peak Power Spectral Density

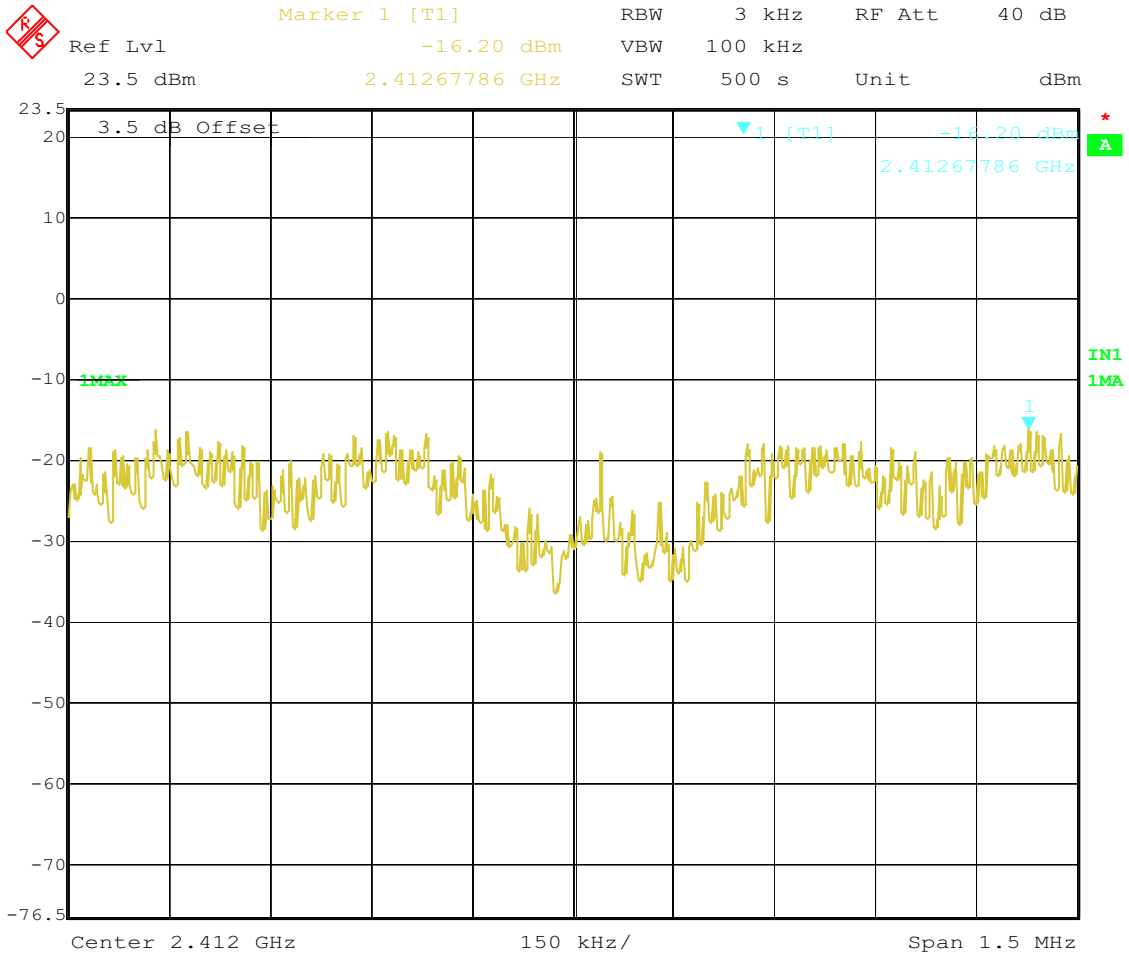

Title: POWER DENSITY 802.11g CH 1
Date: 6.JUN.2006 15:25:04

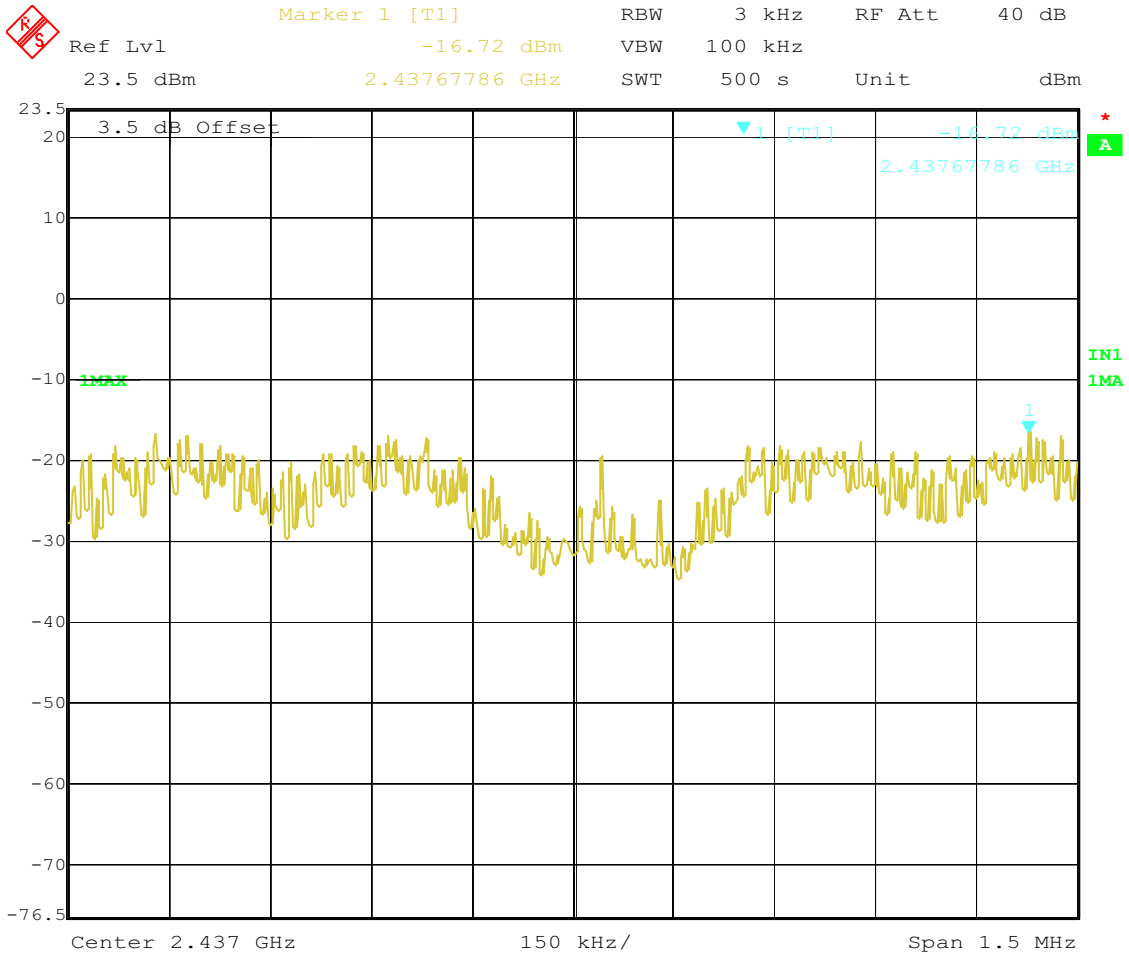

Title: POWER DENSITY 802.11g CH 6
Date: 6.JUN.2006 15:27:58

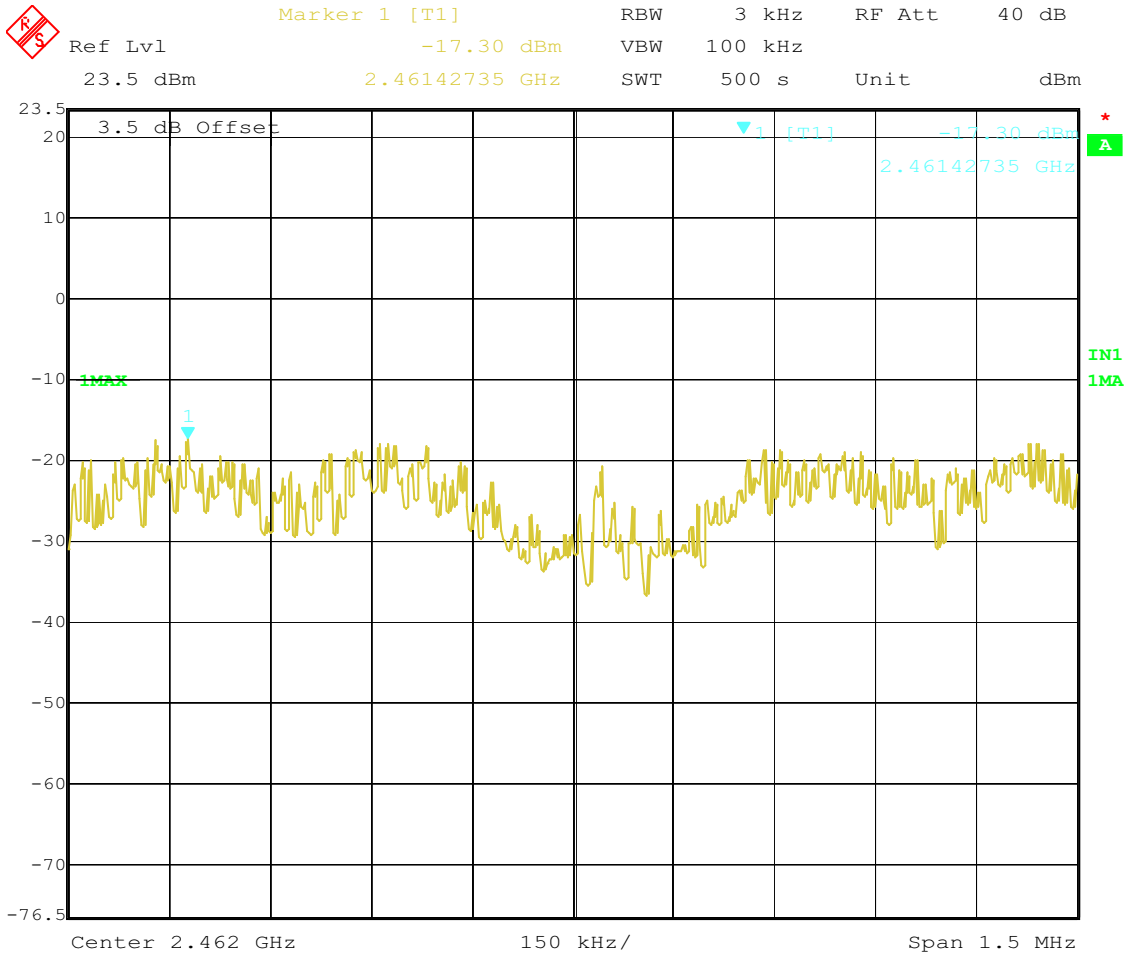

Title: POWER DENSITY 802.11g CH11
Date: 6.JUN.2006 15:29:17

Appendix F

Radiated Emissions from Receiver Section of Transceiver

The measurement diagram are wideband pre-scan results; only for reference.

Field Strength under normal conditions

FCC RULES PART 15, SUBPART B

EUT:	Integrated High Powered Access Point
MODEL NO:	IWE3302 802.11g low channel
Approval Holder:	Interepoch Technology,Inc.
Test Site / Operator:	ETS / Dennis
Temperature/Voltage:	Temp.: 23.5°C/ Unom.: 120 VAC (ac / dc adaptor)
Test Specification:	according to subpart B
Comment 1:	Dist.: 3m, Ant.: HK 116
	Freq:125.050MHz Emax:38.13dBµV/m RBW: 100 kHz

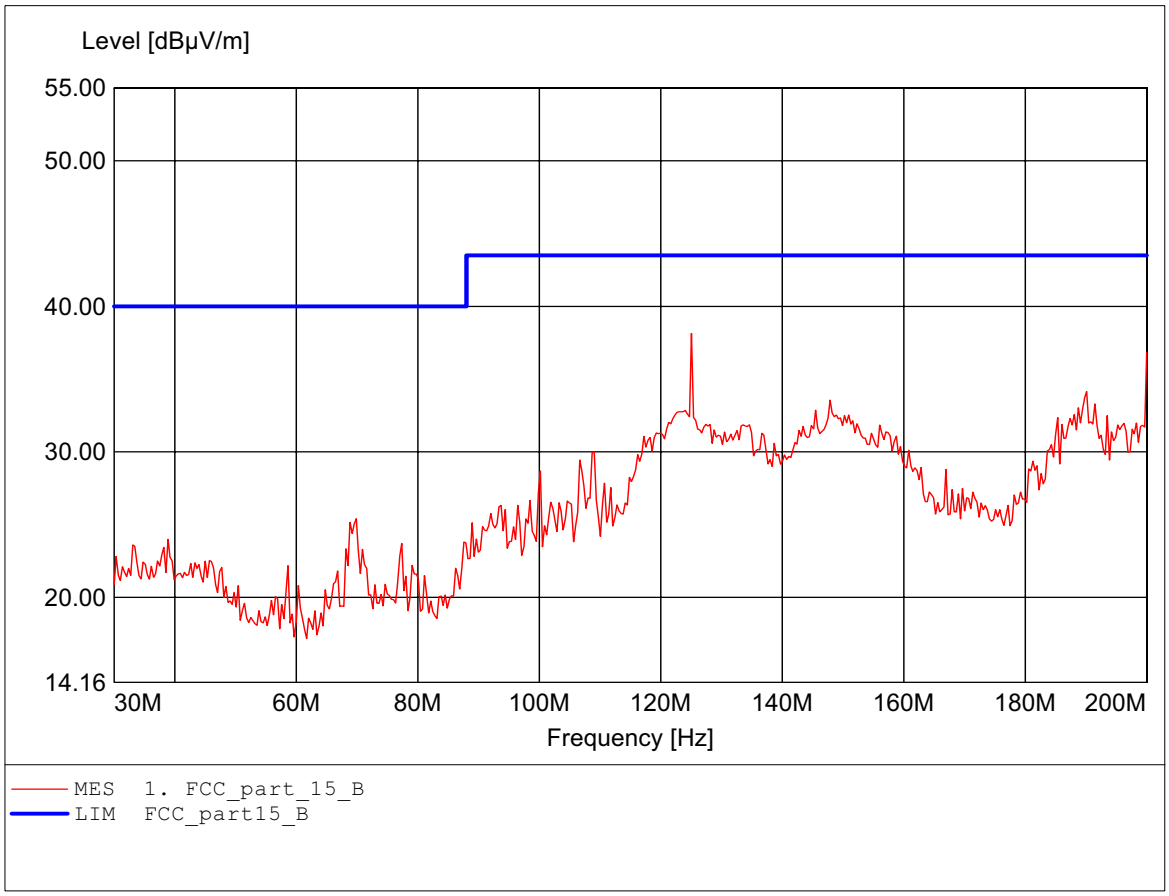

Field Strength under normal conditions

FCC RULES PART 15, SUBPART B

EUT:	Integrated High Powered Access Point
MODEL NO:	IWE3302 802.11g low channel
Approval Holder:	Interepoch Technology,Inc.
Test Site / Operator:	ETS / Dennis
Temperature/Voltage:	Temp.: 23.5°C/ Unom.: 120 VAC (ac / dc adaptor)
Test Specification:	according to subpart B
Comment 1:	Dist.: 3m, Ant.: HK 116
	Freq:125.050MHz Emax:37.91dBµV/m RBW: 100 kHz

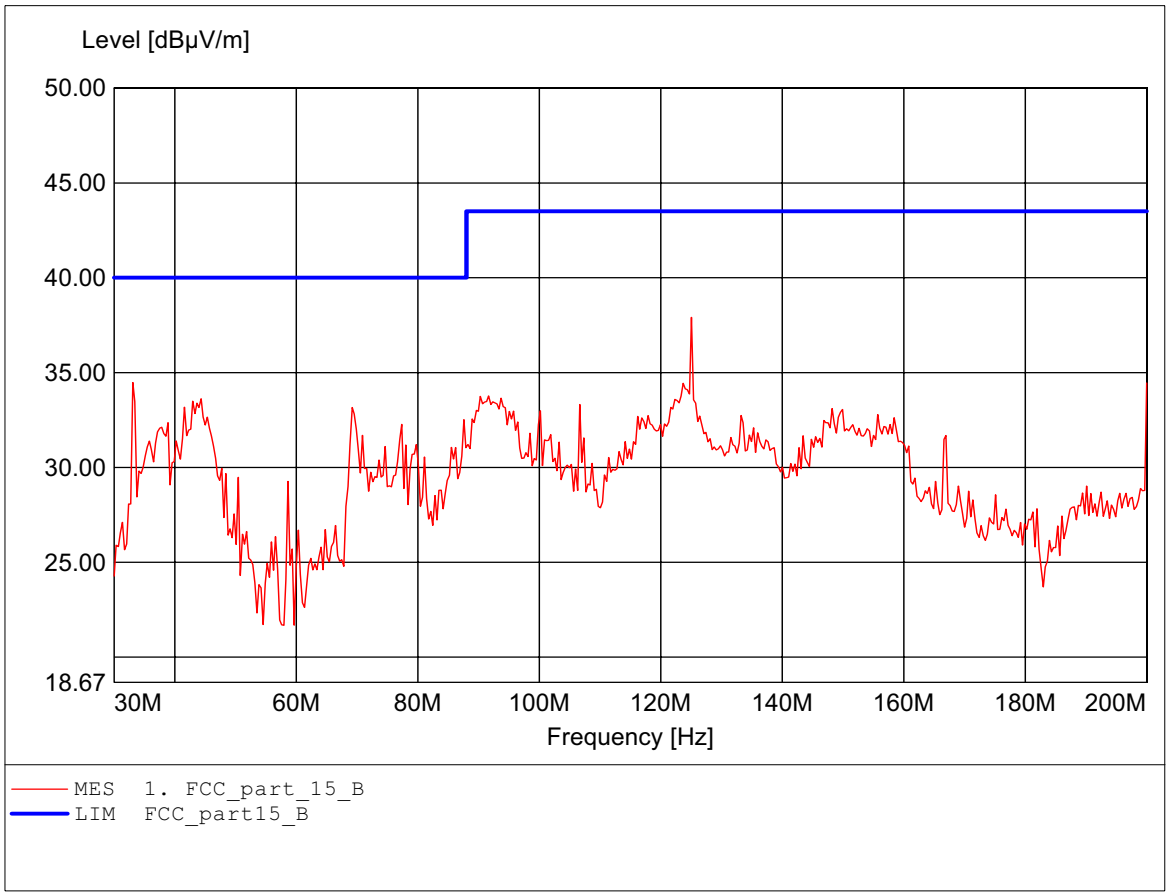

Field Strength under normal conditions

FCC RULES PART 15, SUBPART B

EUT:	Integrated High Powered Access Point
MODEL NO:	IWE3302 802.11g low channel
Approval Holder:	Interepoch Technology,Inc.
Test Site / Operator:	ETS / Dennis
Temperature/Voltage:	Temp.: 23.5°C/ Unom.: 120 VAC (ac / dc adaptor)
Test Specification:	according to subpart B
Comment 1:	Dist.: 3m, Ant.: HL 223, ampl.
	Freq:567.134MHz Emax:47.27dBµV/m RBW: 100 kHz

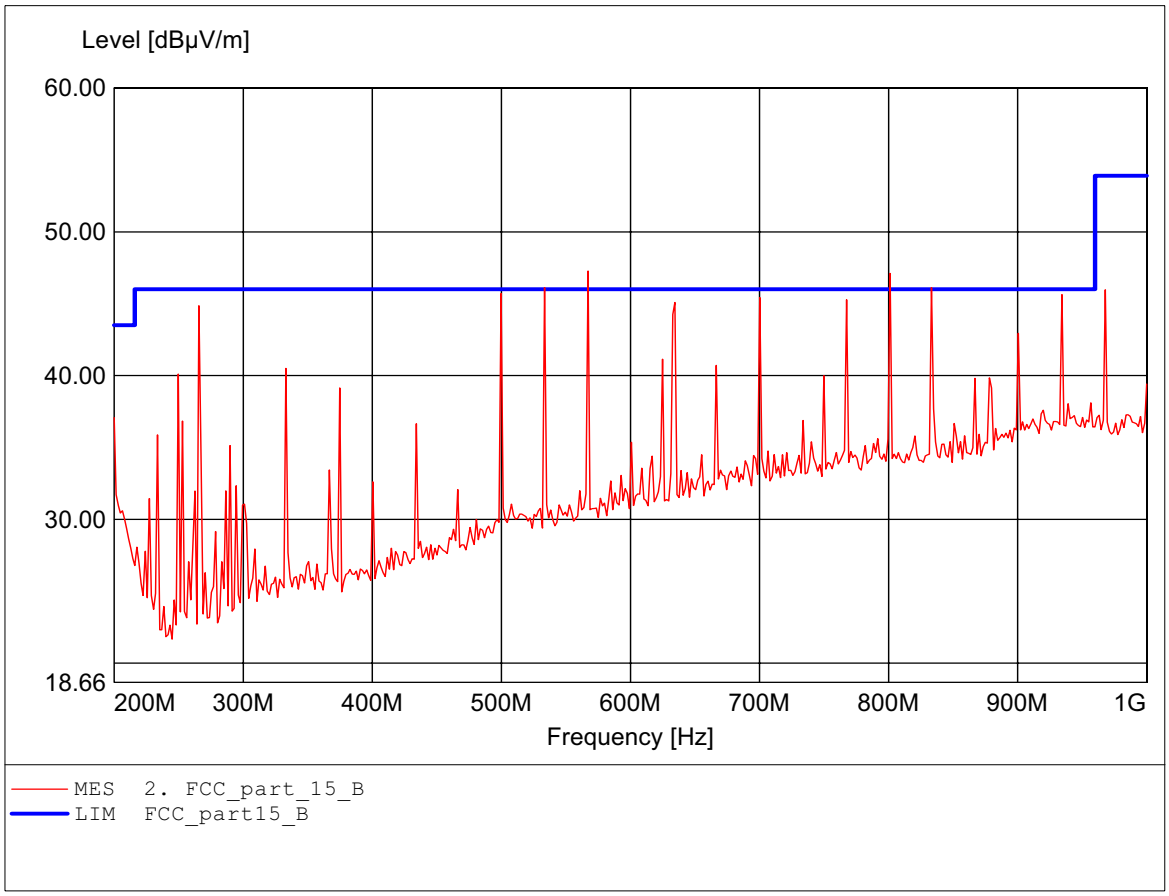

Field Strength under normal conditions

FCC RULES PART 15, SUBPART B

EUT:	Integrated High Powered Access Point
MODEL NO:	IWE3302 802.11g low channel
Approval Holder:	Interepoch Technology,Inc.
Test Site / Operator:	ETS / Dennis
Temperature/Voltage:	Temp.: 23.5°C/ Unom.: 120 VAC (ac / dc adaptor)
Test Specification:	according to subpart B
Comment 1:	Dist.: 3m, Ant.: HL 223, ampl.
	Freq:967.936MHz Emax:45.13dBµV/m RBW: 100 kHz

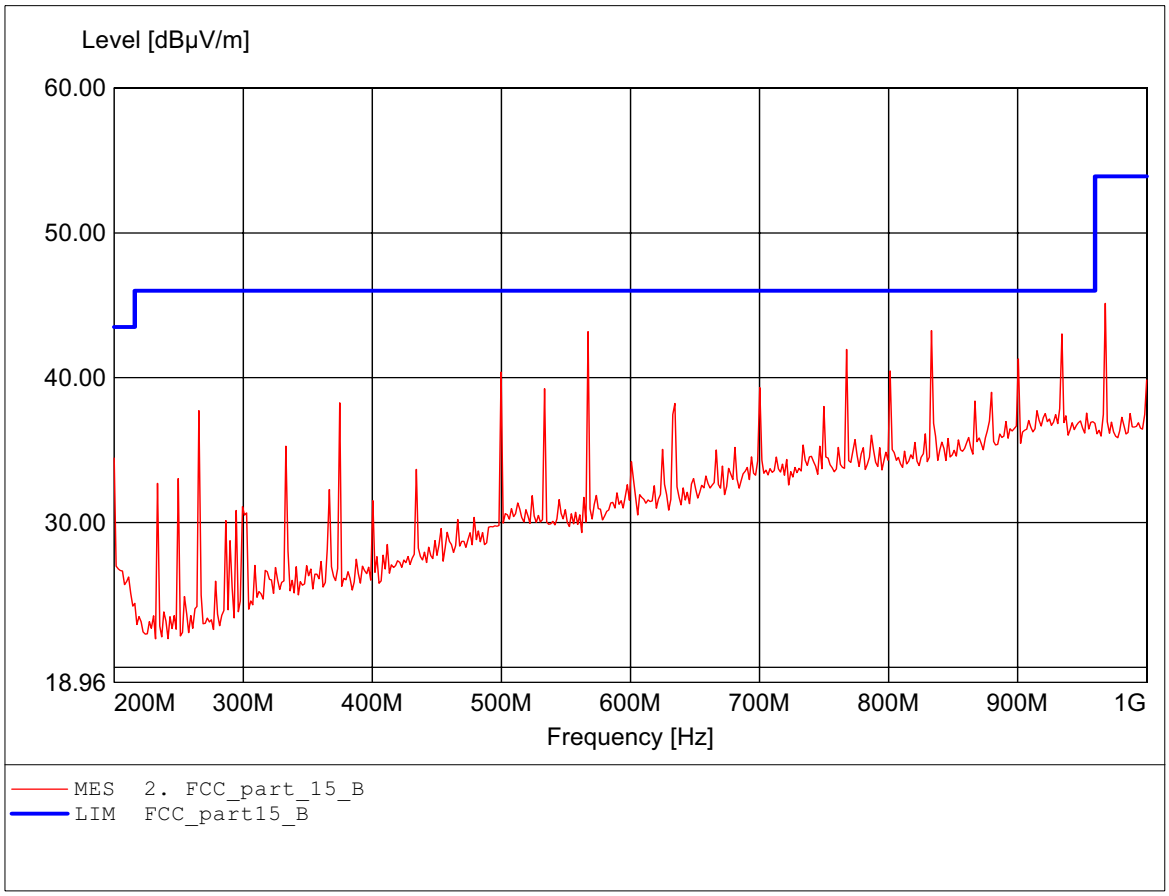

Field Strength under normal conditions

FCC RULES PART 15, SUBPART B

EUT:	Integrated High Powered Access Point
MODEL NO:	IWE3302 802.11g low channel
Approval Holder:	Interepoch Technology,Inc.
Test Site / Operator:	ETS / Dennis
Temperature/Voltage:	Temp.: 23.5°C/ Unom.: 120 VAC (ac / dc adaptor)
Test Specification:	according to subpart B
Comment 1:	Dist.: 3m, Ant.: HL25, ampl.
	Freq:3.820GHz Emax:47.80dBµV/m RBW: 1 MHz

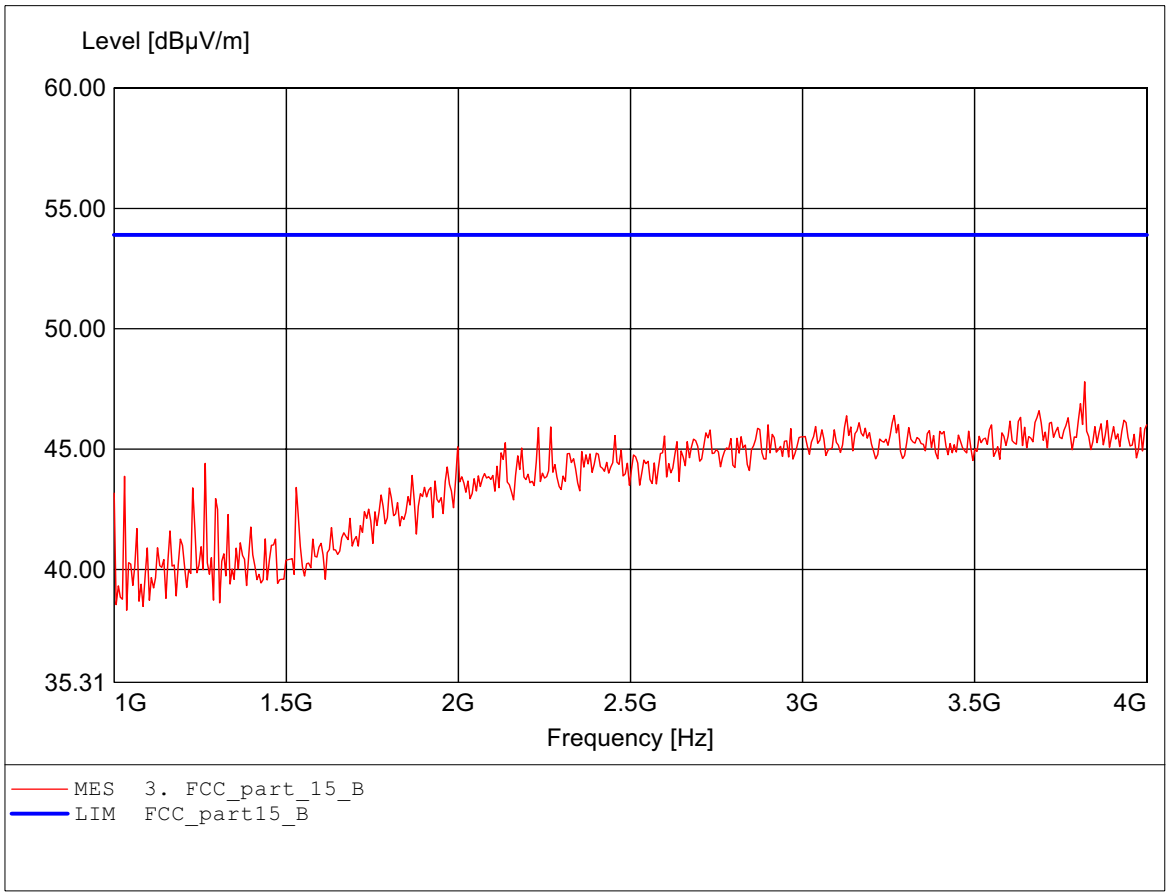

Field Strength under normal conditions

FCC RULES PART 15, SUBPART B

EUT:	Integrated High Powered Access Point
MODEL NO:	IWE3302 802.11g low channel
Approval Holder:	Interepoch Technology,Inc.
Test Site / Operator:	ETS / Dennis
Temperature/Voltage:	Temp.: 23.5°C/ Unom.: 120 VAC (ac / dc adaptor)
Test Specification:	according to subpart B
Comment 1:	Dist.: 3m, Ant.: HL25, ampl.
	Freq:3.140GHz Emax:47.05dBµV/m RBW: 1 MHz

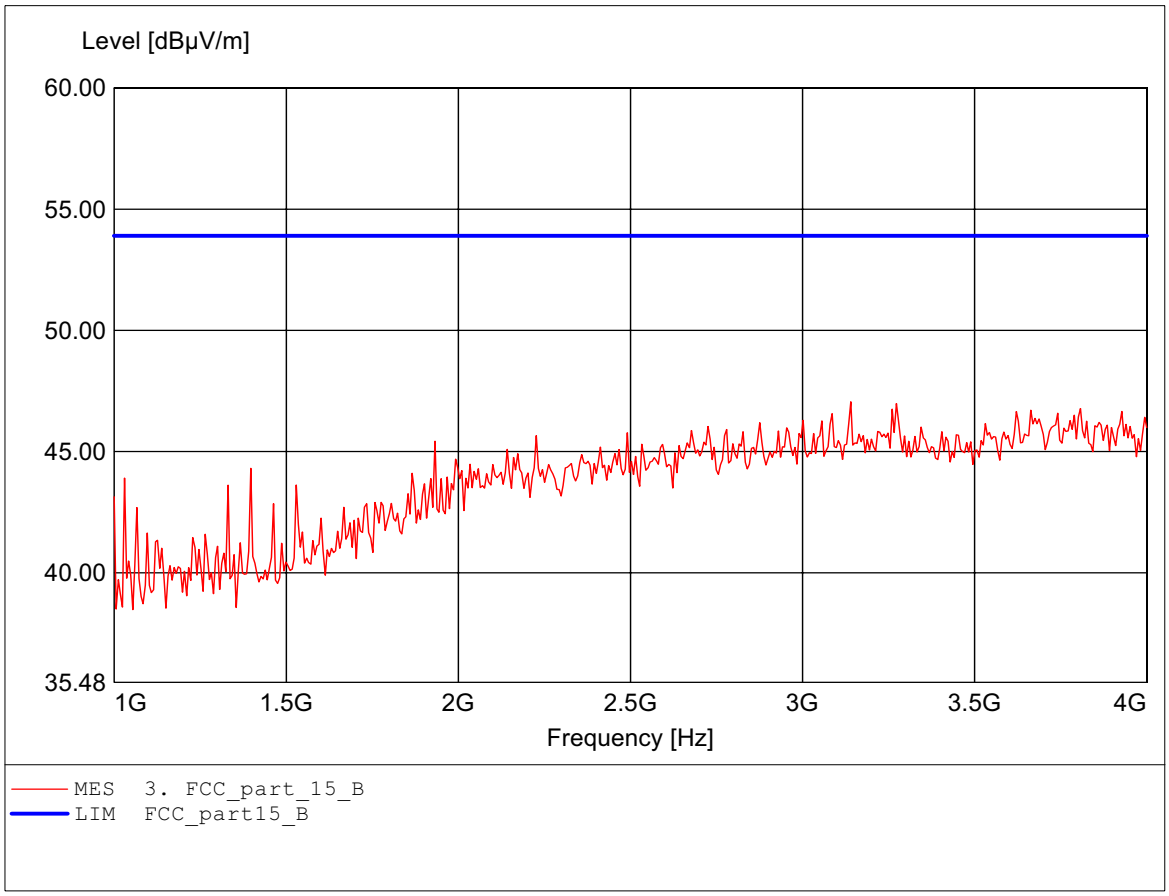

Field Strength under normal conditions

FCC RULES PART 15, SUBPART B

EUT:	Integrated High Powered Access Point
MODEL NO:	IWE3302 802.11g low channel
Approval Holder:	Interepoch Technology,Inc.
Test Site / Operator:	ETS / Dennis
Temperature/Voltage:	Temp.: 23.5°C/ Unom.: 120 VAC (ac / dc adaptor)
Test Specification:	according to subpart B
Comment 1:	Dist.: 3m, Ant.: HL25, ampl.
	Freq:7.511GHz Emax:52.49dBµV/m RBW: 1 MHz

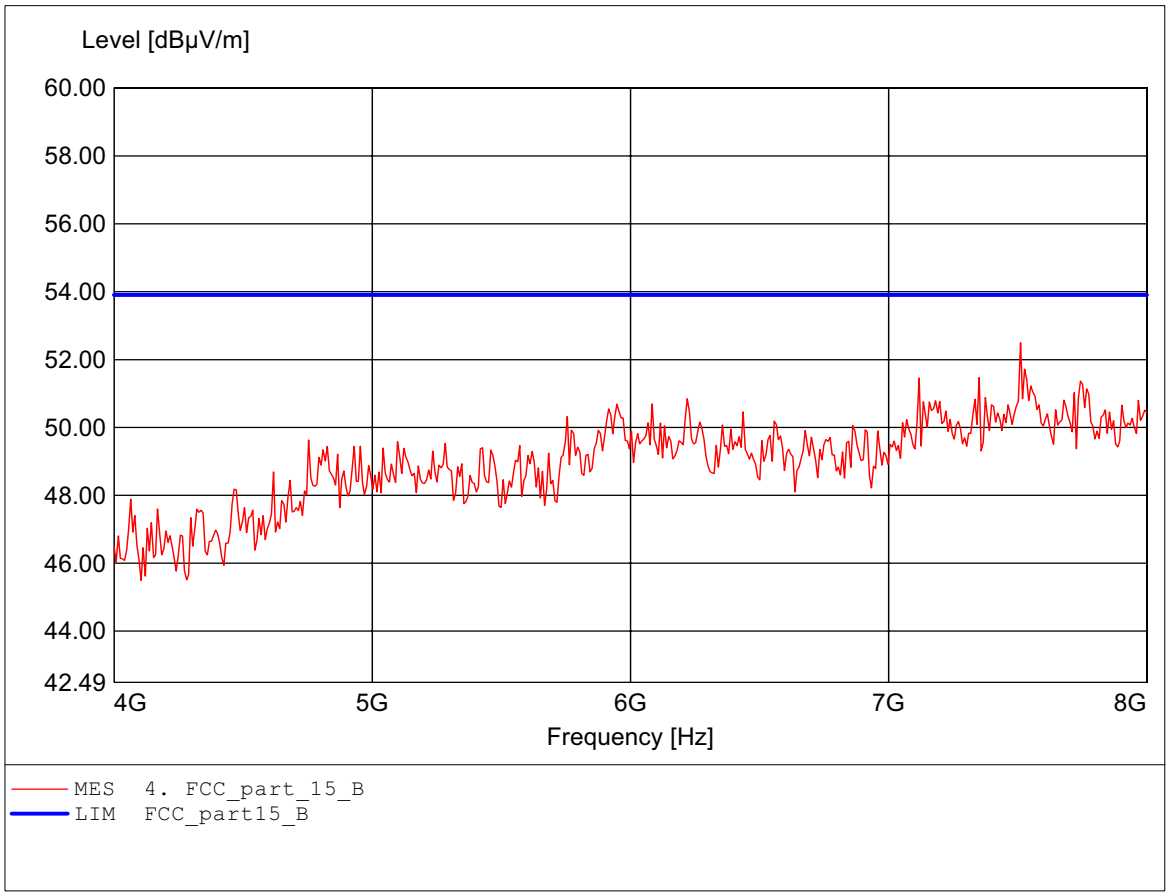

Field Strength under normal conditions

FCC RULES PART 15, SUBPART B

EUT:	Integrated High Powered Access Point
MODEL NO:	IWE3302 802.11g low channel
Approval Holder:	Interepoch Technology,Inc.
Test Site / Operator:	ETS / Dennis
Temperature/Voltage:	Temp.: 23.5°C/ Unom.: 120 VAC (ac / dc adaptor)
Test Specification:	according to subpart B
Comment 1:	Dist.: 3m, Ant.: HL25, ampl.
	Freq:7.487GHz Emax:51.63dBµV/m RBW: 1 MHz

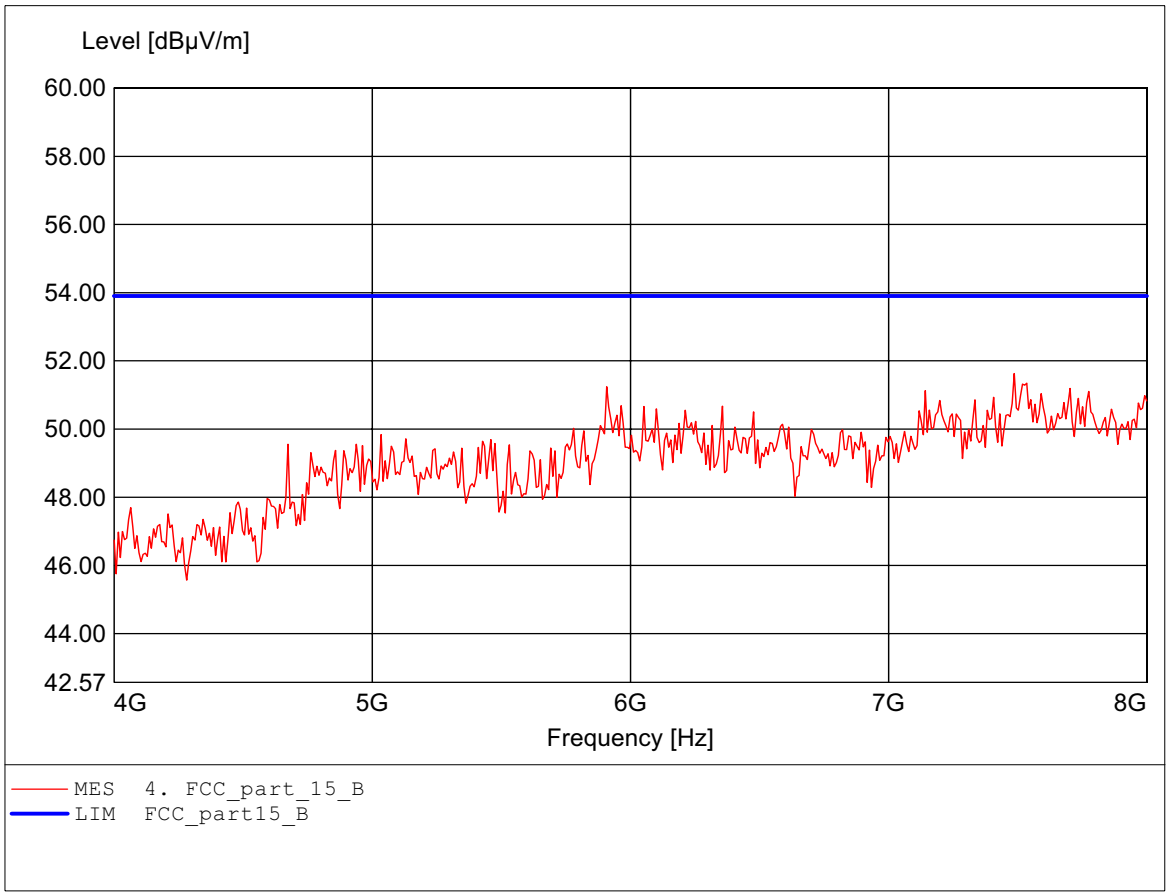

Field Strength under normal conditions

FCC RULES PART 15, SUBPART B

EUT:	Integrated High Powered Access Point
MODEL NO:	IWE3302 802.11g low channel
Approval Holder:	Interepoch Technology,Inc.
Test Site / Operator:	ETS / Dennis
Temperature/Voltage:	Temp.: 23.5°C/ Unom.: 120 VAC (ac / dc adaptor)
Test Specification:	according to subpart B
Comment 1:	Dist.: 3m, Ant.: HL25, ampl.
	Freq:12.940GHz Emax:52.94dBµV/m RBW: 1 MHz

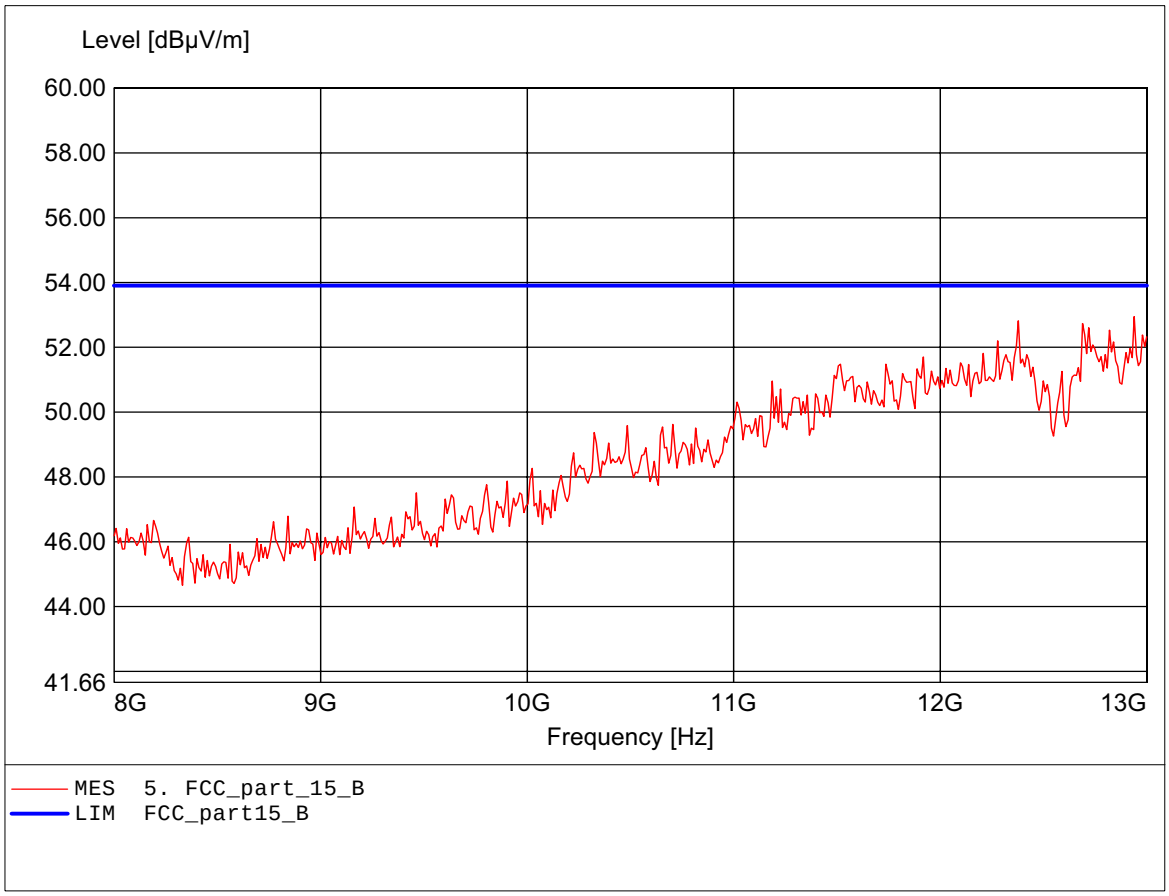

Field Strength under normal conditions

FCC RULES PART 15, SUBPART B

EUT:	Integrated High Powered Access Point
MODEL NO:	IWE3302 802.11g low channel
Approval Holder:	Interepoch Technology,Inc.
Test Site / Operator:	ETS / Dennis
Temperature/Voltage:	Temp.: 23.5°C/ Unom.: 120 VAC (ac / dc adaptor)
Test Specification:	according to subpart B
Comment 1:	Dist.: 3m, Ant.: HL25, ampl.
	Freq:12.980GHz Emax:52.77dBµV/m RBW: 1 MHz

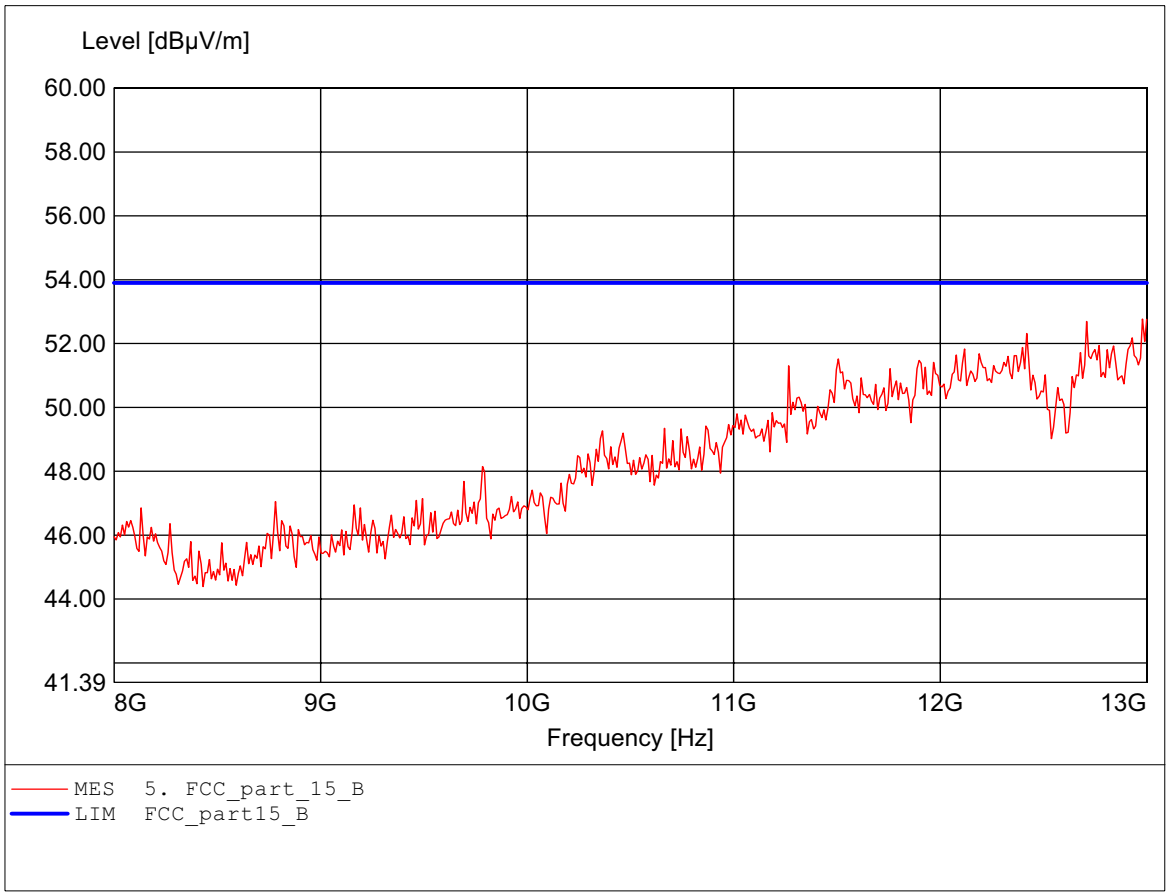

Field Strength under normal conditions

FCC RULES PART 15, SUBPART B

EUT:	Integrated High Powered Access Point
MODEL NO:	IWE3302 802.11g low channel
Approval Holder:	Interepoch Technology,Inc.
Test Site / Operator:	ETS / Dennis
Temperature/Voltage:	Temp.: 23.5°C/ Unom.: 120 VAC (ac / dc adaptor)
Test Specification:	according to subpart B
Comment 1:	Dist.: 3m, Ant.: HL25, ampl.
	Freq:18.000GHz Emax:53.87dBµV/m RBW: 1 MHz

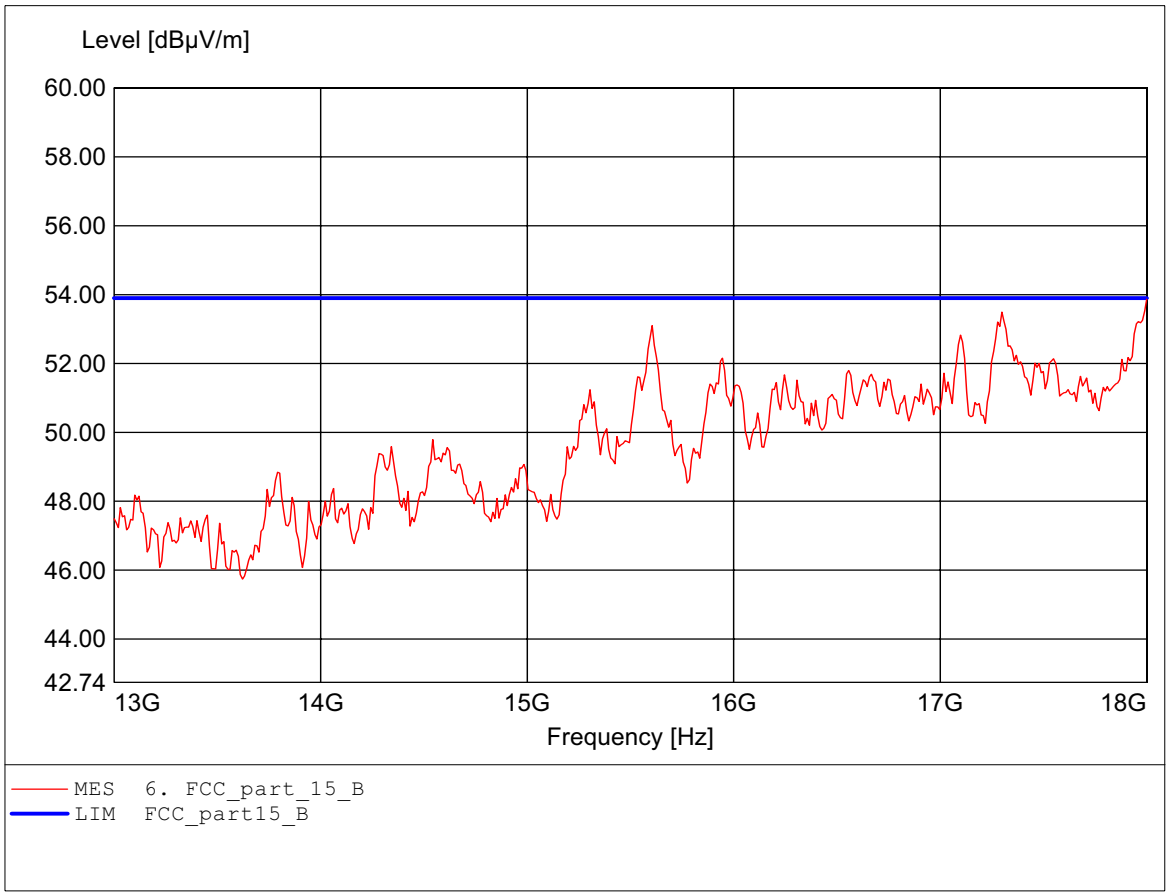

Field Strength under normal conditions

FCC RULES PART 15, SUBPART B

EUT:	Integrated High Powered Access Point
MODEL NO:	IWE3302 802.11g low channel
Approval Holder:	Interepoch Technology,Inc.
Test Site / Operator:	ETS / Dennis
Temperature/Voltage:	Temp.: 23.5°C/ Unom.: 120 VAC (ac / dc adaptor)
Test Specification:	according to subpart B
Comment 1:	Dist.: 3m, Ant.: HL25, ampl.
	Freq:18.000GHz Emax:53.52dBµV/m RBW: 1 MHz

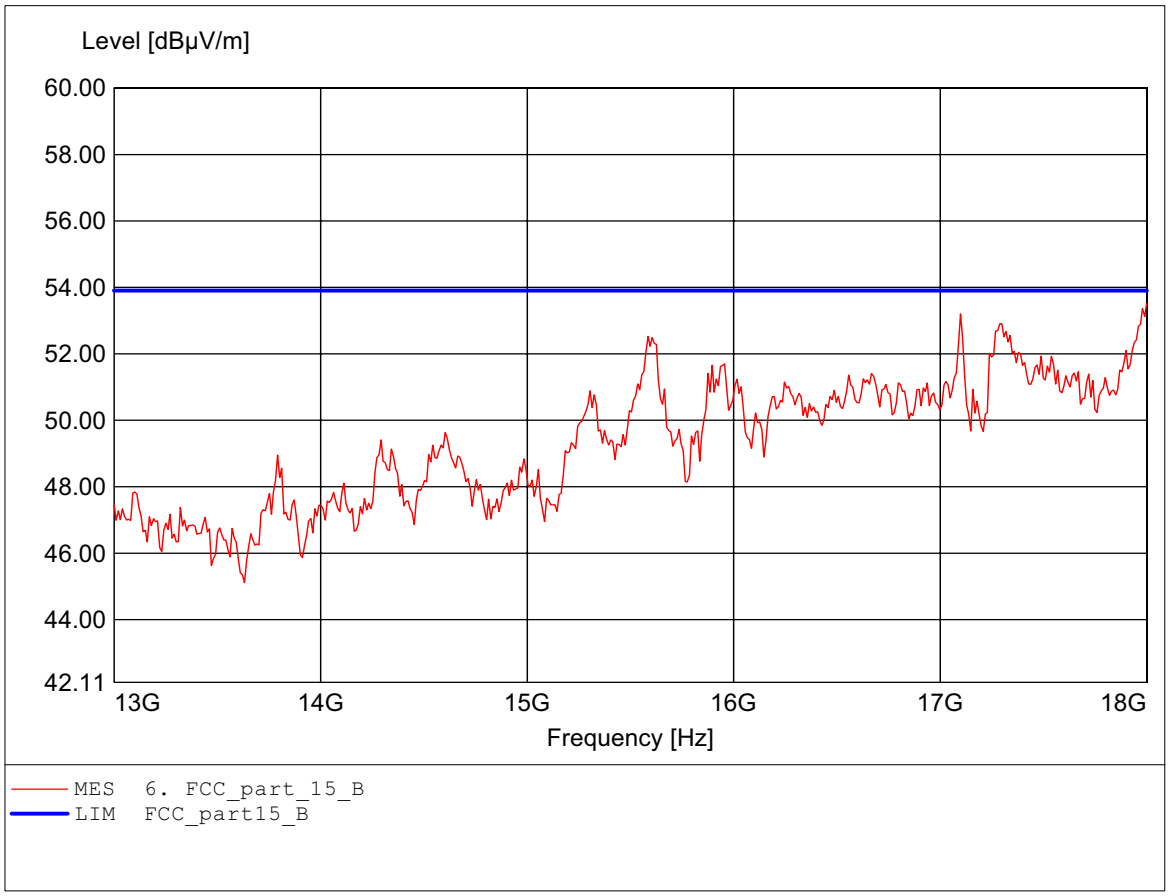

Field Strength under normal conditions

FCC RULES PART 15, SUBPART B

EUT:	Integrated High Powered Access Point
MODEL NO:	IWE3302 802.11g middle channel
Approval Holder:	Interepoch Technology,Inc.
Test Site / Operator:	ETS / Dennis
Temperature/Voltage:	Temp.: 23.5°C/ Unom.: 120 VAC (ac / dc adaptor)
Test Specification:	according to subpart B
Comment 1:	Dist.: 3m, Ant.: HK 116
	Freq:200.000MHz Emax:38.03dBµV/m RBW: 100 kHz

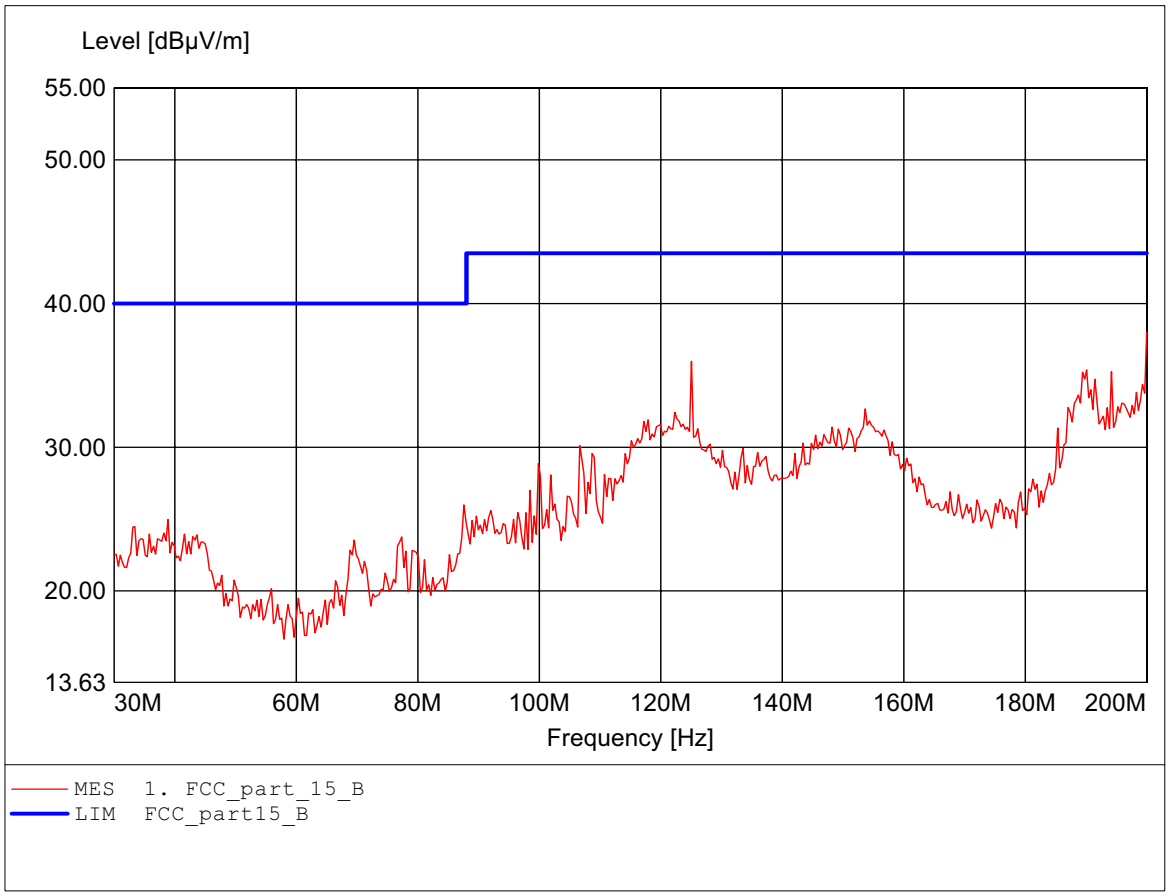

Field Strength under normal conditions

FCC RULES PART 15, SUBPART B

EUT:	Integrated High Powered Access Point
MODEL NO:	IWE3302 802.11g middle channel
Approval Holder:	Interepoch Technology,Inc.
Test Site / Operator:	ETS / Dennis
Temperature/Voltage:	Temp.: 23.5°C/ Unom.: 120 VAC (ac / dc adaptor)
Test Specification:	according to subpart B
Comment 1:	Dist.: 3m, Ant.: HK 116
	Freq:38.858MHz Emax:37.20dBµV/m RBW: 100 kHz

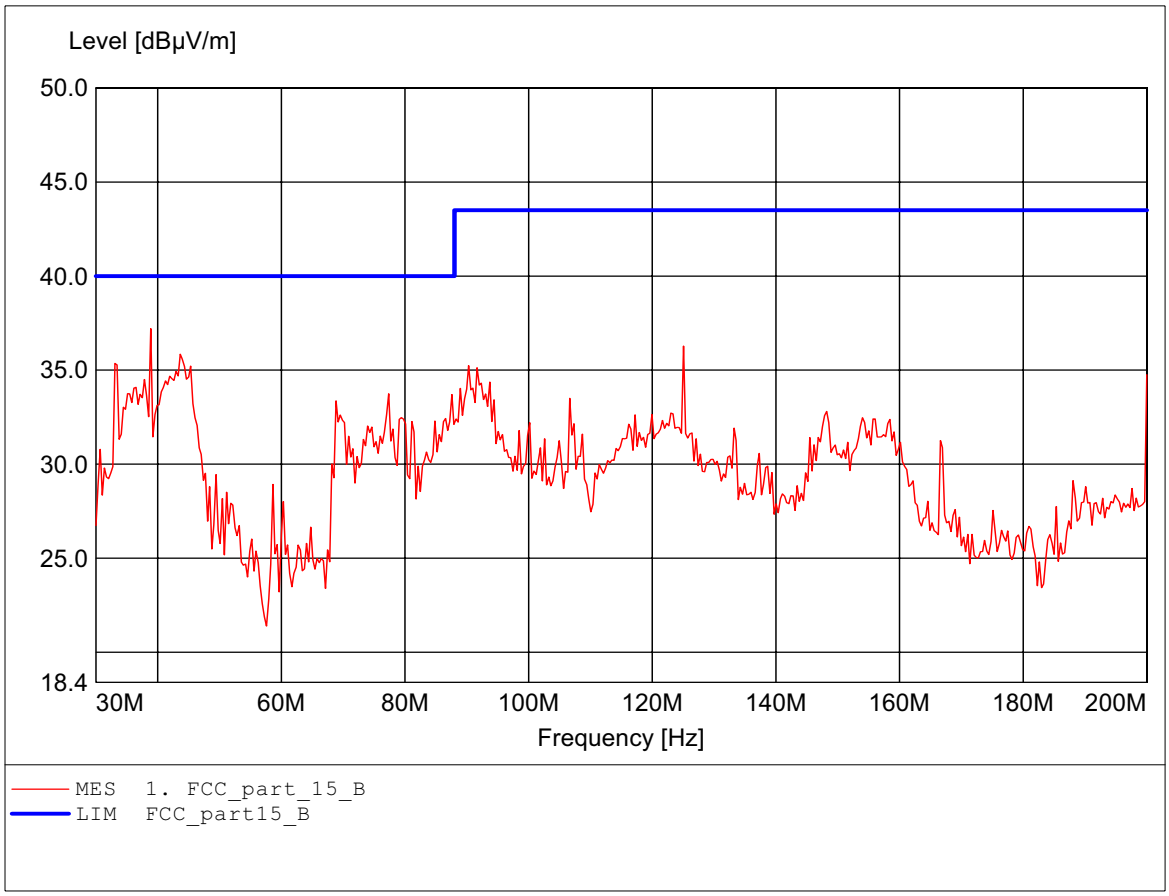

Field Strength under normal conditions

FCC RULES PART 15, SUBPART B

EUT:	Integrated High Powered Access Point
MODEL NO:	IWE3302 802.11g middle channel
Approval Holder:	Interepoch Technology,Inc.
Test Site / Operator:	ETS / Dennis
Temperature/Voltage:	Temp.: 23.5°C/ Unom.: 120 VAC (ac / dc adaptor)
Test Specification:	according to subpart B
Comment 1:	Dist.: 3m, Ant.: HL 223, ampl.
	Freq:833.267MHz Emax:48.22dBµV/m RBW: 100 kHz

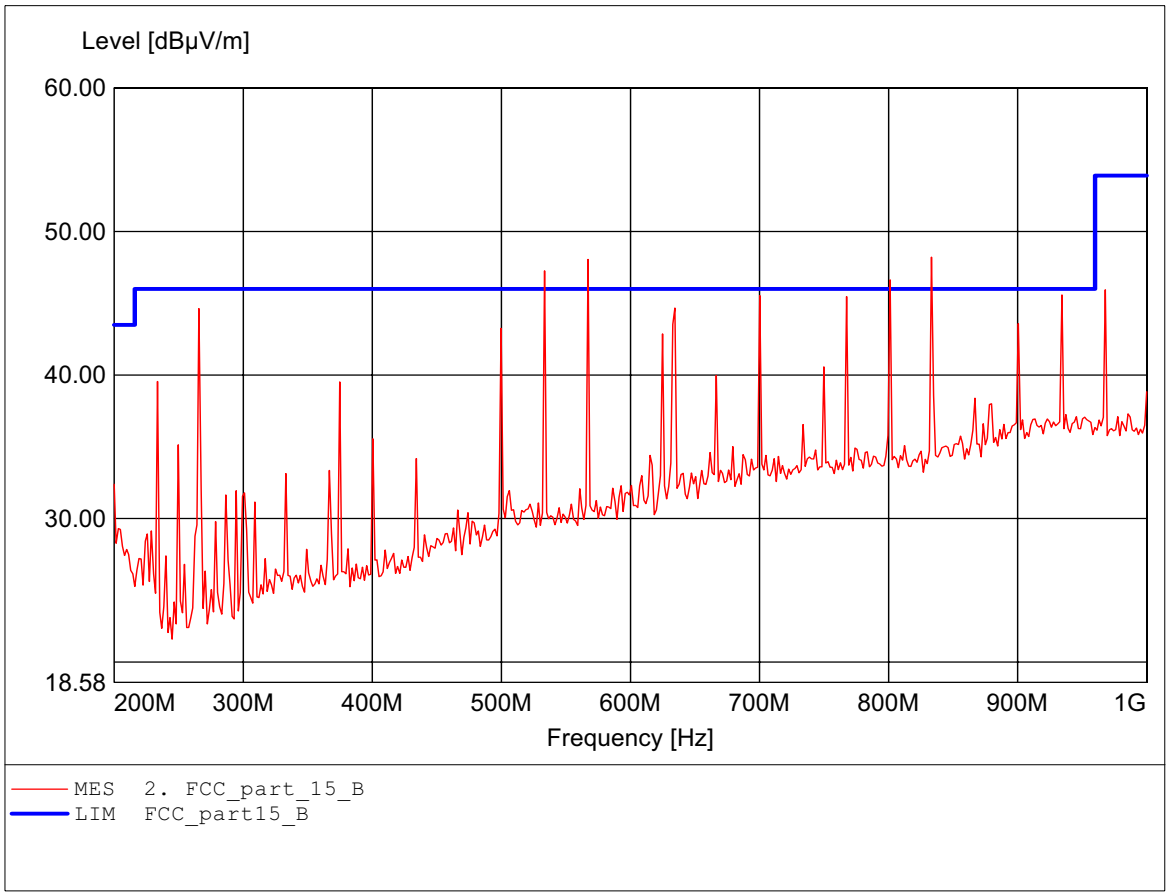

Field Strength under normal conditions

FCC RULES PART 15, SUBPART B

EUT:	Integrated High Powered Access Point
MODEL NO:	IWE3302 802.11g middle channel
Approval Holder:	Interepoch Technology,Inc.
Test Site / Operator:	ETS / Dennis
Temperature/Voltage:	Temp.: 23.5°C/ Unom.: 120 VAC (ac / dc adaptor)
Test Specification:	according to subpart B
Comment 1:	Dist.: 3m, Ant.: HL 223, ampl.
	Freq:833.267MHz Emax:44.06dBµV/m RBW: 100 kHz

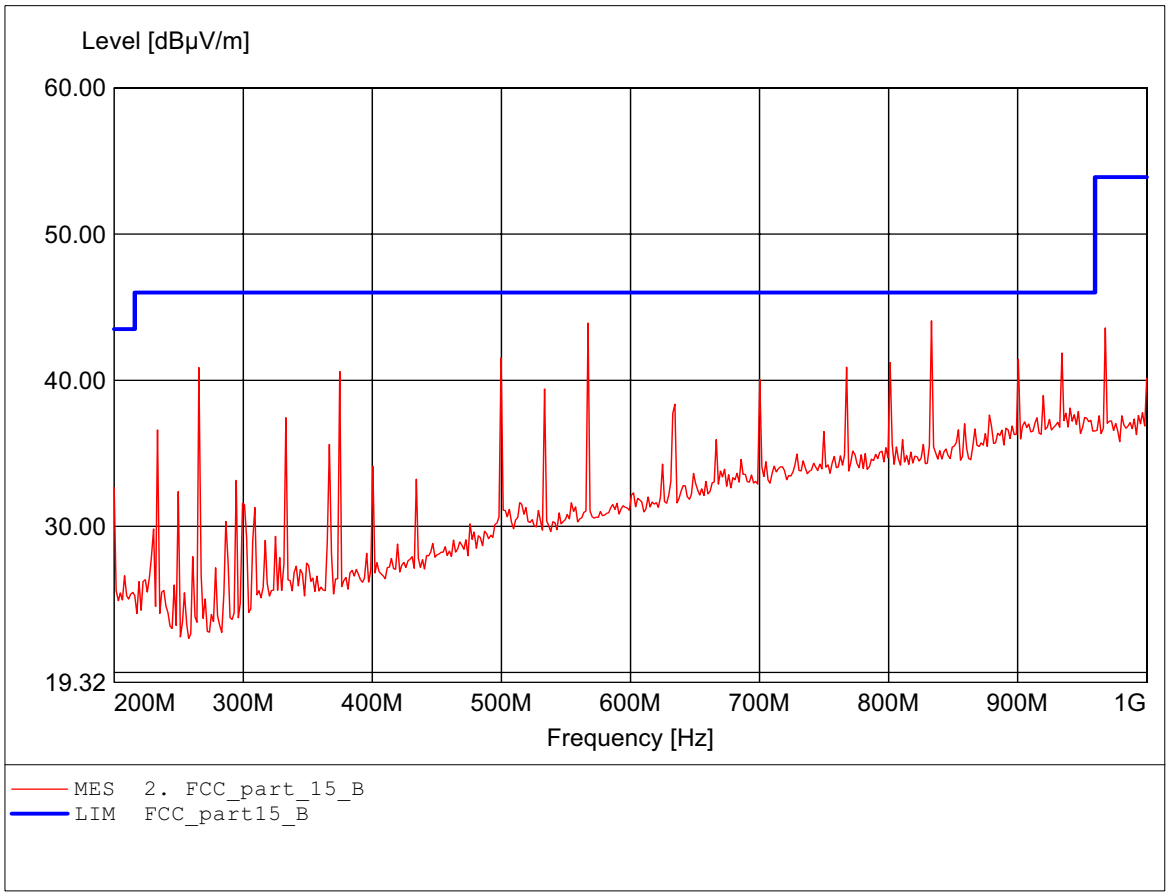

Field Strength under normal conditions

FCC RULES PART 15, SUBPART B

EUT:	Integrated High Powered Access Point
MODEL NO:	IWE3302 802.11g middle channel
Approval Holder:	Interepoch Technology,Inc.
Test Site / Operator:	ETS / Dennis
Temperature/Voltage:	Temp.: 23.5°C/ Unom.: 120 VAC (ac / dc adaptor)
Test Specification:	according to subpart B
Comment 1:	Dist.: 3m, Ant.: HL25, ampl.
	Freq:3.994GHz Emax:47.16dBµV/m RBW: 1 MHz

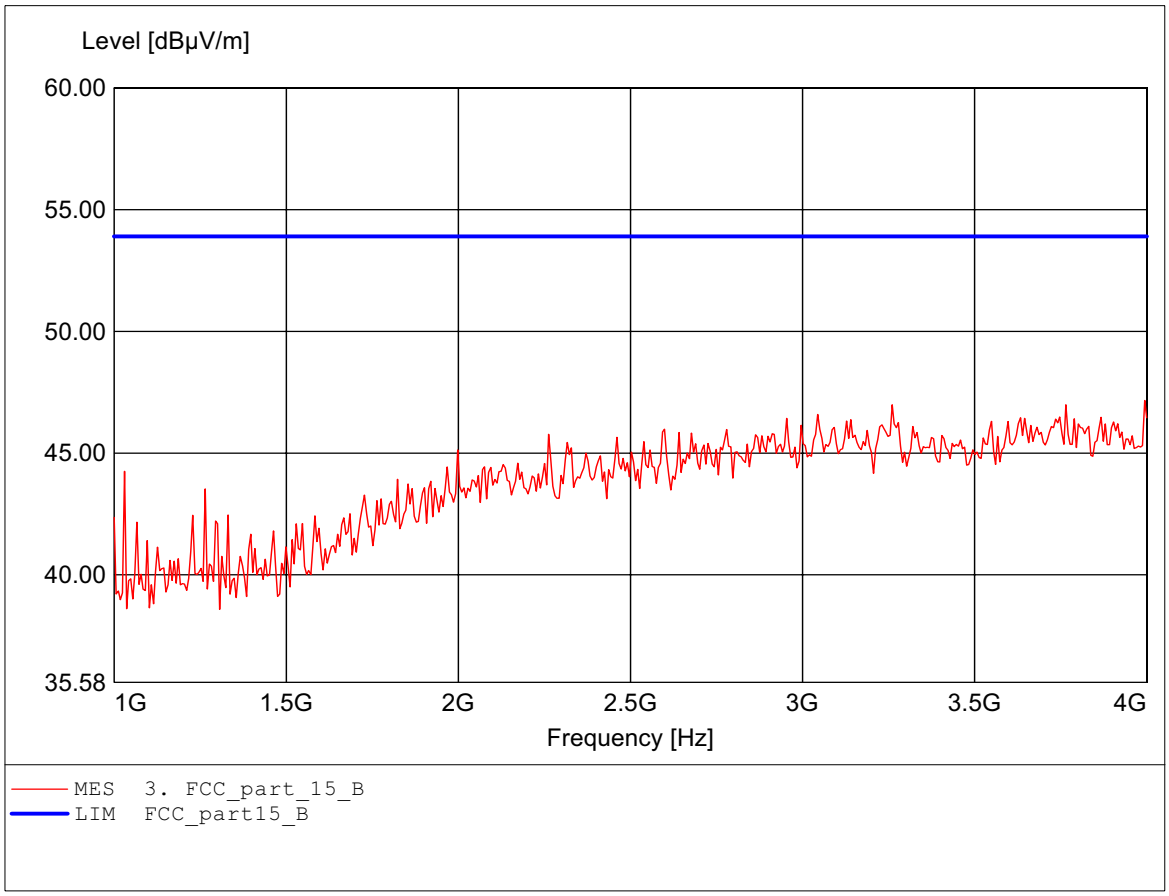

Field Strength under normal conditions

FCC RULES PART 15, SUBPART B

EUT:	Integrated High Powered Access Point
MODEL NO:	IWE3302 802.11g middle channel
Approval Holder:	Interepoch Technology,Inc.
Test Site / Operator:	ETS / Dennis
Temperature/Voltage:	Temp.: 23.5°C/ Unom.: 120 VAC (ac / dc adaptor)
Test Specification:	according to subpart B
Comment 1:	Dist.: 3m, Ant.: HL25, ampl.
	Freq:3.681GHz Emax:47.29dBµV/m RBW: 1 MHz

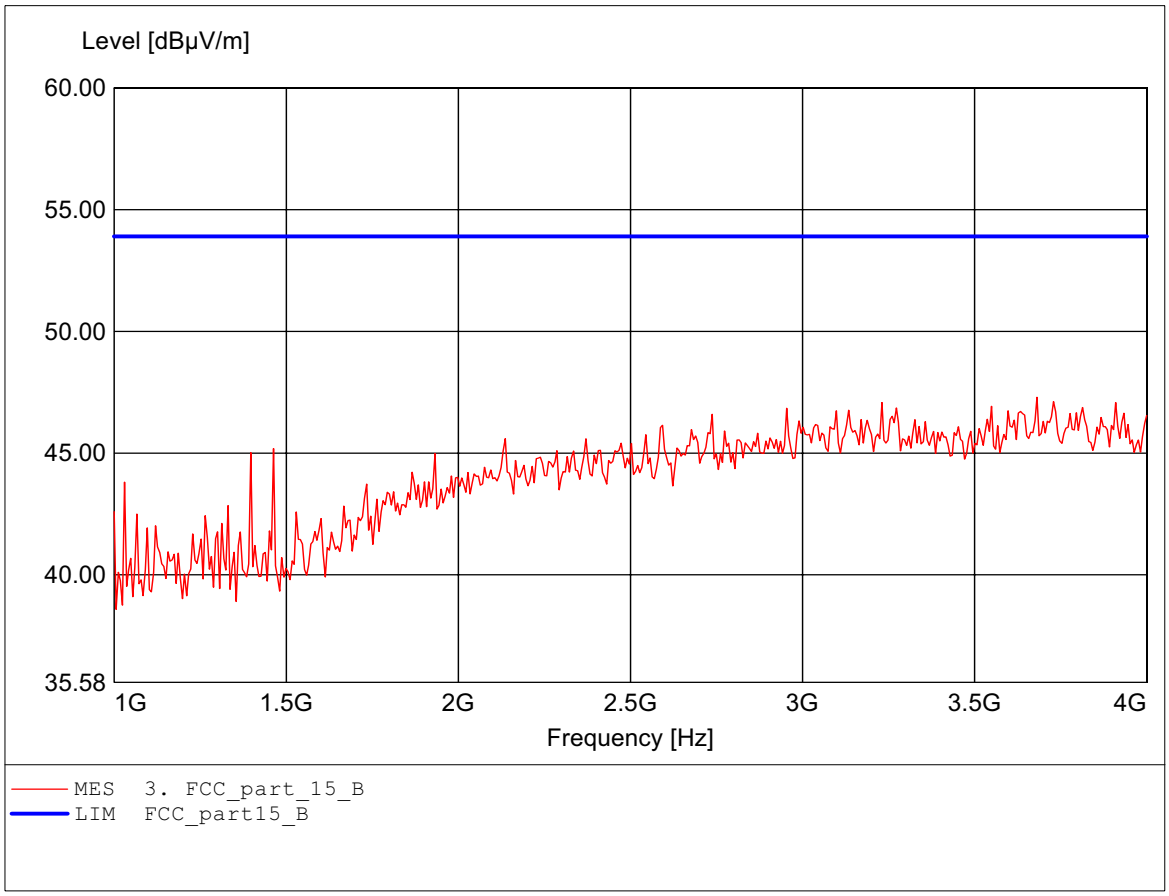

Field Strength under normal conditions

FCC RULES PART 15, SUBPART B

EUT:	Integrated High Powered Access Point
MODEL NO:	IWE3302 802.11g middle channel
Approval Holder:	Interepoch Technology,Inc.
Test Site / Operator:	ETS / Dennis
Temperature/Voltage:	Temp.: 23.5°C/ Unom.: 120 VAC (ac / dc adaptor)
Test Specification:	according to subpart B
Comment 1:	Dist.: 3m, Ant.: HL25, ampl.
	Freq:7.487GHz Emax:51.91dBµV/m RBW: 1 MHz

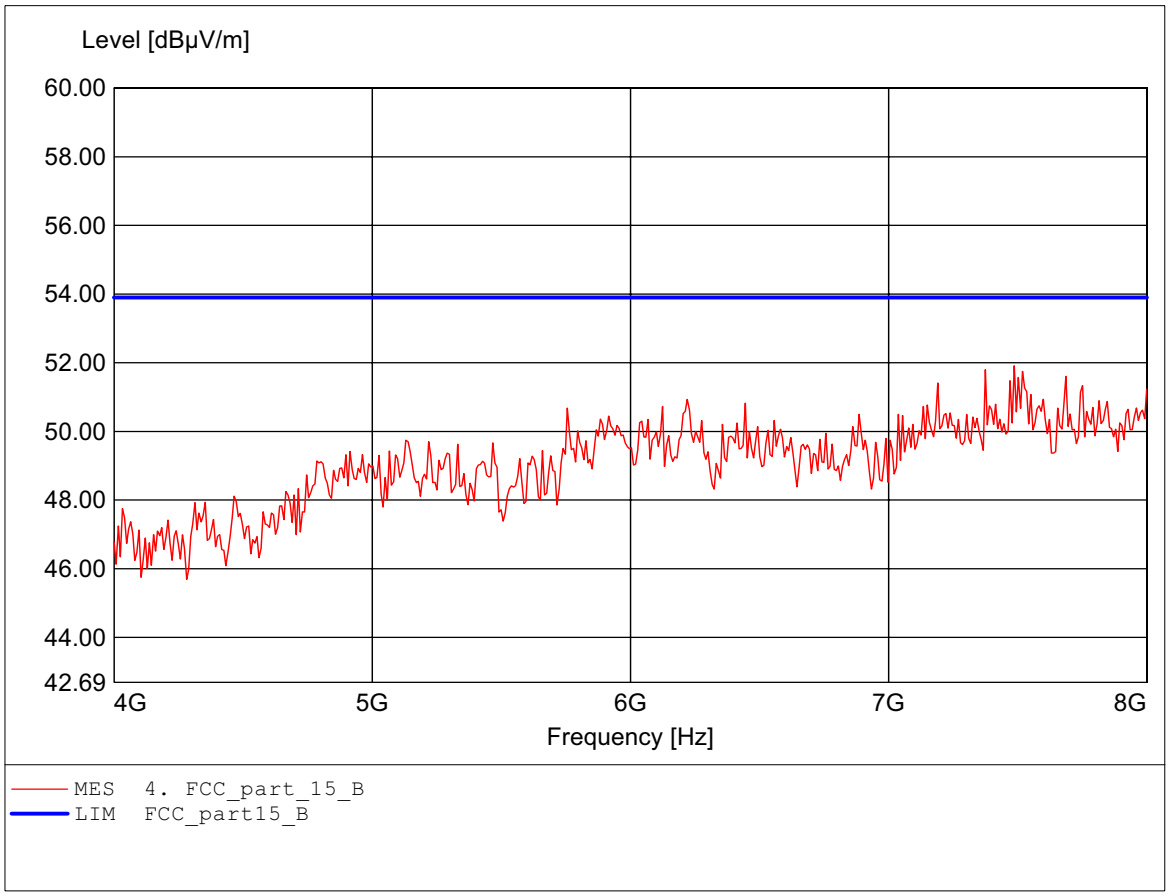

Field Strength under normal conditions

FCC RULES PART 15, SUBPART B

EUT:	Integrated High Powered Access Point
MODEL NO:	IWE3302 802.11g middle channel
Approval Holder:	Interepoch Technology,Inc.
Test Site / Operator:	ETS / Dennis
Temperature/Voltage:	Temp.: 23.5°C/ Unom.: 120 VAC (ac / dc adaptor)
Test Specification:	according to subpart B
Comment 1:	Dist.: 3m, Ant.: HL25, ampl.
	Freq:7.784GHz Emax:51.87dBµV/m RBW: 1 MHz

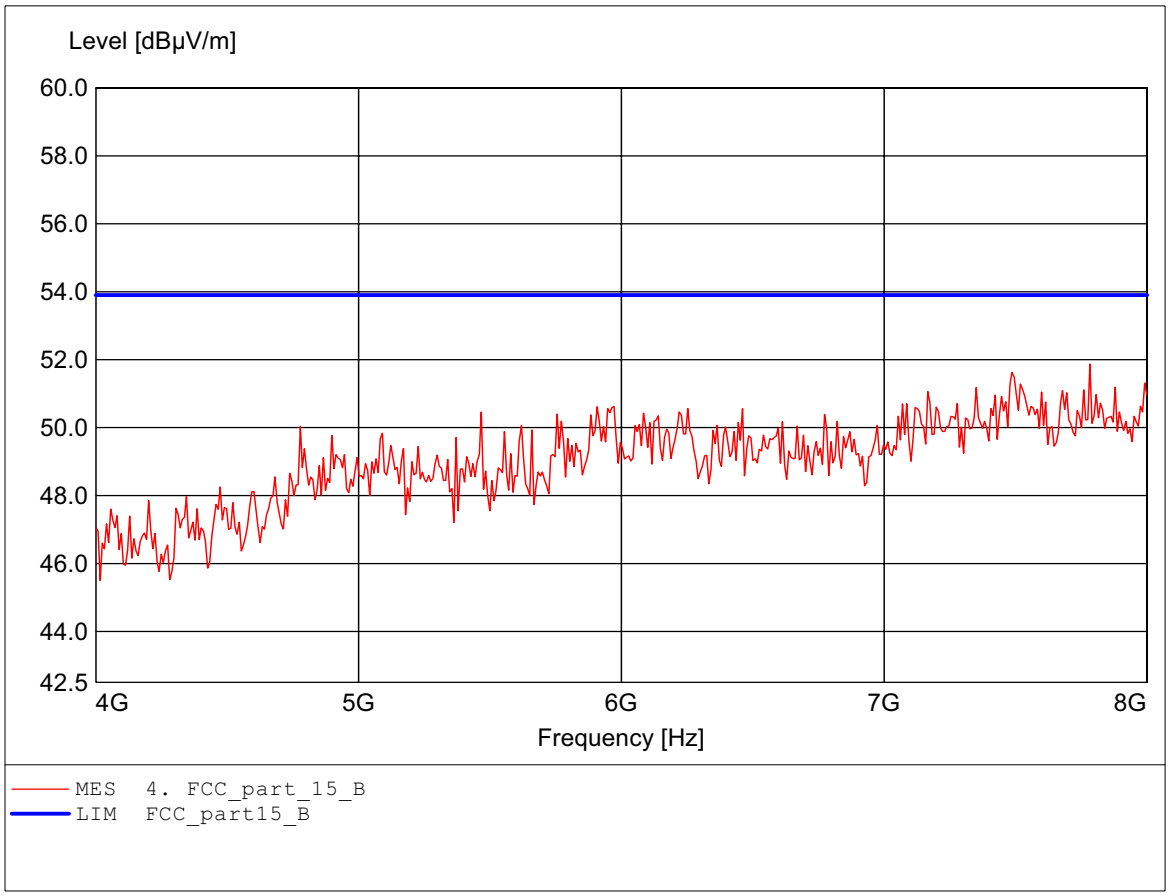

Field Strength under normal conditions

FCC RULES PART 15, SUBPART B

EUT:	Integrated High Powered Access Point
MODEL NO:	IWE3302 802.11g middle channel
Approval Holder:	Interepoch Technology,Inc.
Test Site / Operator:	ETS / Dennis
Temperature/Voltage:	Temp.: 23.5°C/ Unom.: 120 VAC (ac / dc adaptor)
Test Specification:	according to subpart B
Comment 1:	Dist.: 3m, Ant.: HL25, ampl.
	Freq:13.000GHz Emax:52.47dBµV/m RBW: 1 MHz

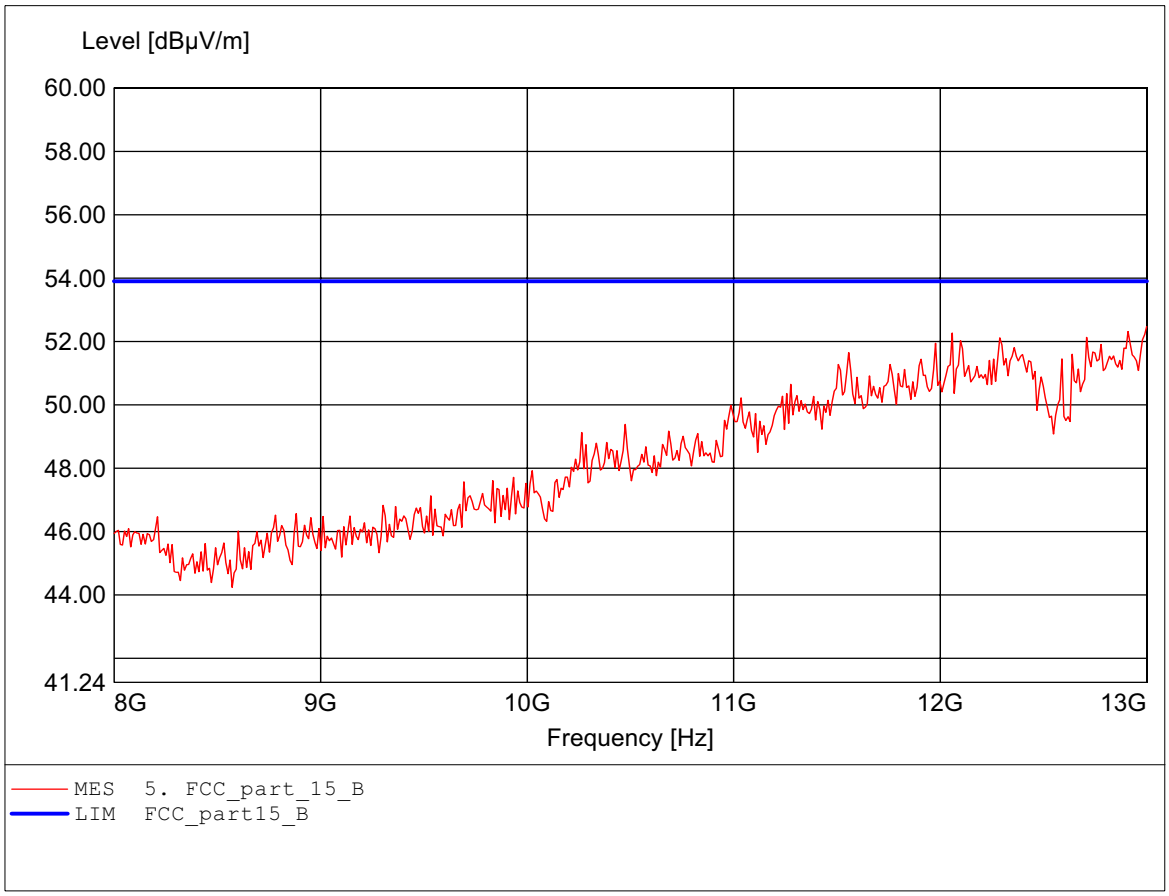

Field Strength under normal conditions

FCC RULES PART 15, SUBPART B

EUT:	Integrated High Powered Access Point
MODEL NO:	IWE3302 802.11g middle channel
Approval Holder:	Interepoch Technology,Inc.
Test Site / Operator:	ETS / Dennis
Temperature/Voltage:	Temp.: 23.5°C/ Unom.: 120 VAC (ac / dc adaptor)
Test Specification:	according to subpart B
Comment 1:	Dist.: 3m, Ant.: HL25, ampl.
	Freq:13.000GHz Emax:51.64dBµV/m RBW: 1 MHz

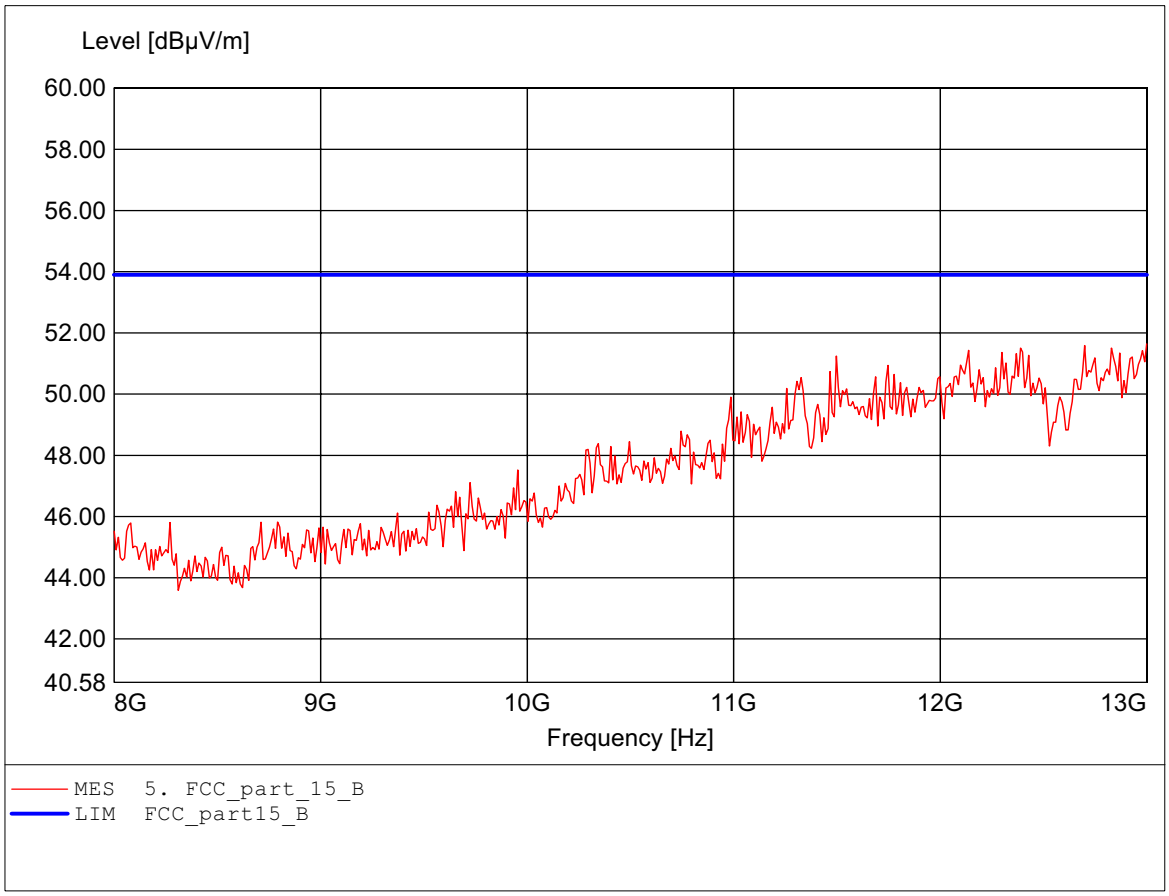

Field Strength under normal conditions

FCC RULES PART 15, SUBPART B

EUT:	Integrated High Powered Access Point
MODEL NO:	IWE3302 802.11g middle channel
Approval Holder:	Interepoch Technology,Inc.
Test Site / Operator:	ETS / Dennis
Temperature/Voltage:	Temp.: 23.5°C/ Unom.: 120 VAC (ac / dc adaptor)
Test Specification:	according to subpart B
Comment 1:	Dist.: 3m, Ant.: HL25, ampl.
	Freq:17.098GHz Emax:53.28dBµV/m RBW: 1 MHz

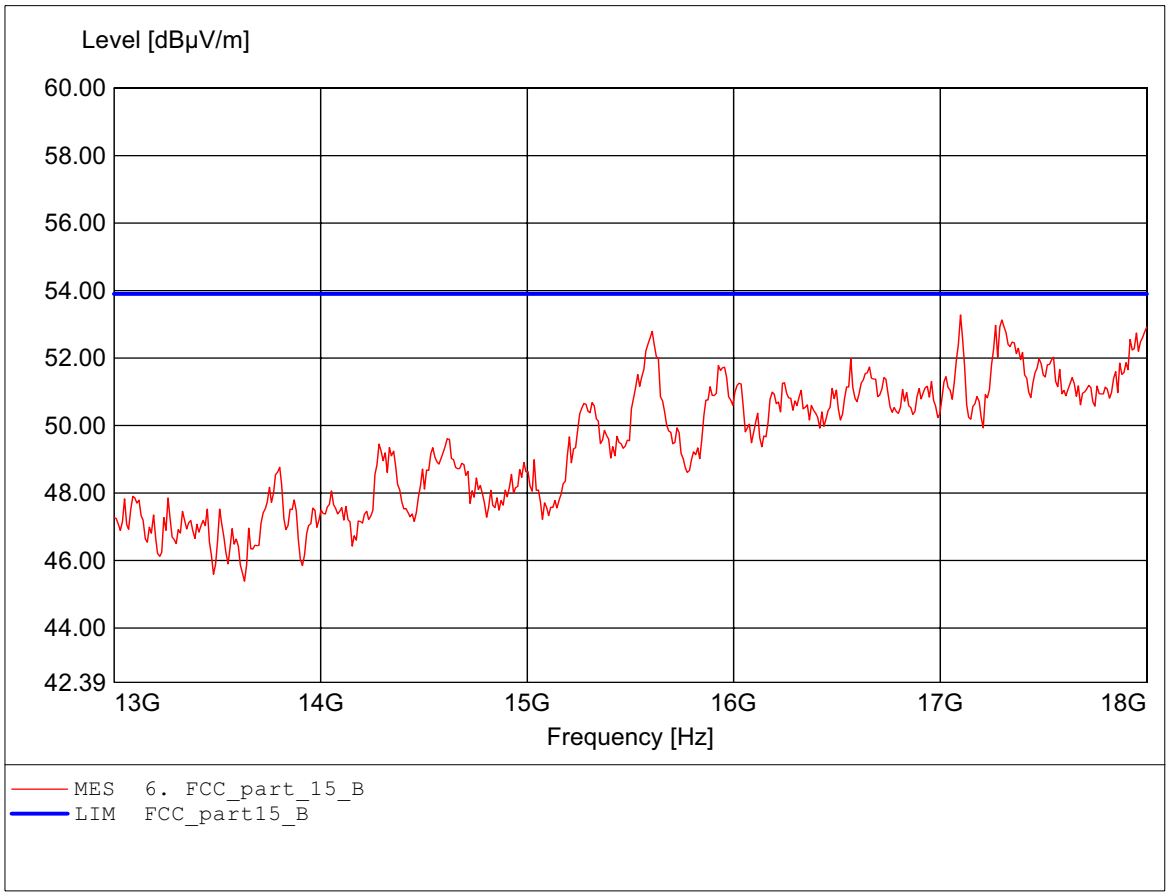

Field Strength under normal conditions

FCC RULES PART 15, SUBPART B

EUT:	Integrated High Powered Access Point
MODEL NO:	IWE3302 802.11g middle channel
Approval Holder:	Interepoch Technology,Inc.
Test Site / Operator:	ETS / Dennis
Temperature/Voltage:	Temp.: 23.5°C/ Unom.: 120 VAC (ac / dc adaptor)
Test Specification:	according to subpart B
Comment 1:	Dist.: 3m, Ant.: HL25, ampl.
	Freq:18.000GHz Emax:53.48dBµV/m RBW: 1 MHz

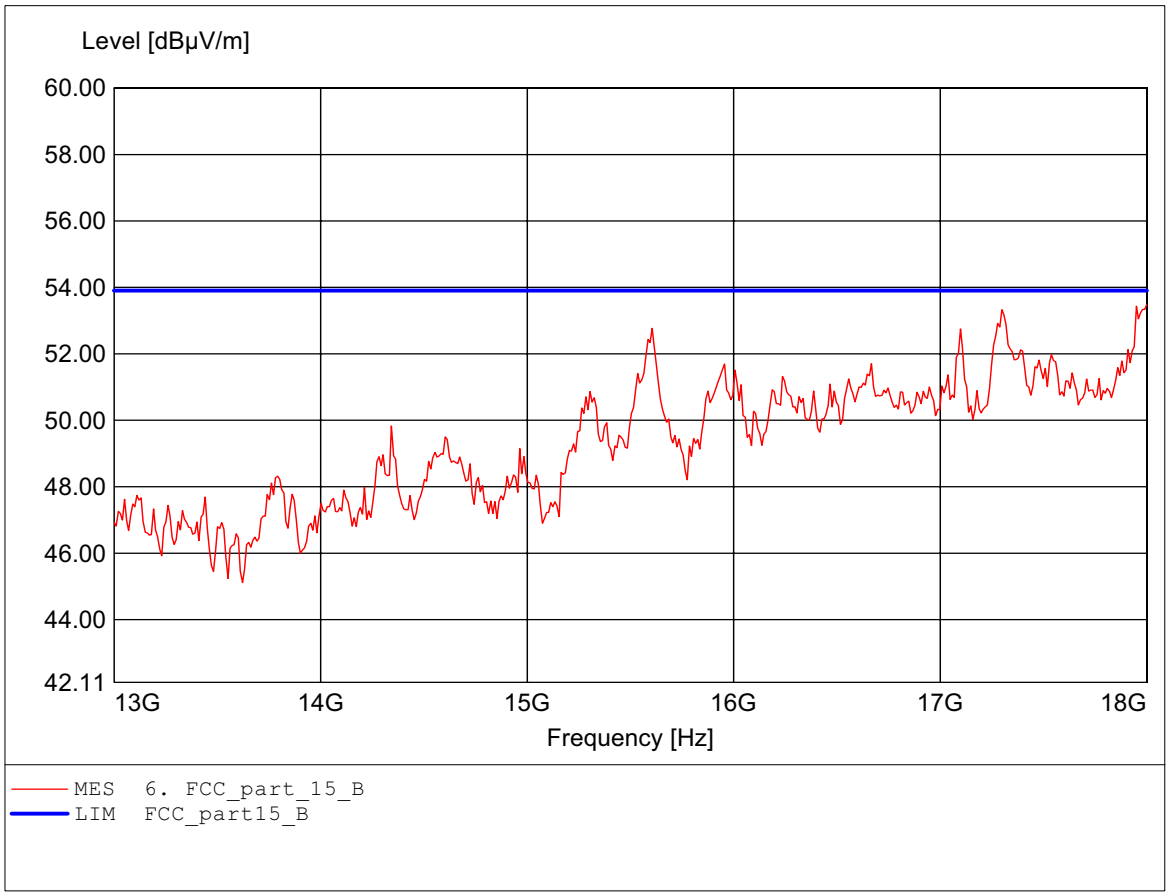

Field Strength under normal conditions

FCC RULES PART 15, SUBPART B

EUT:	Integrated High Powered Access Point
MODEL NO:	IWE3302 802.11g high channel
Approval Holder:	Interepoch Technology,Inc.
Test Site / Operator:	ETS / Dennis
Temperature/Voltage:	Temp.: 23.5°C/ Unom.: 120 VAC (ac / dc adaptor)
Test Specification:	according to subpart B
Comment 1:	Dist.: 3m, Ant.: HK 116
	Freq:200.000MHz Emax:38.57dBµV/m RBW: 100 kHz

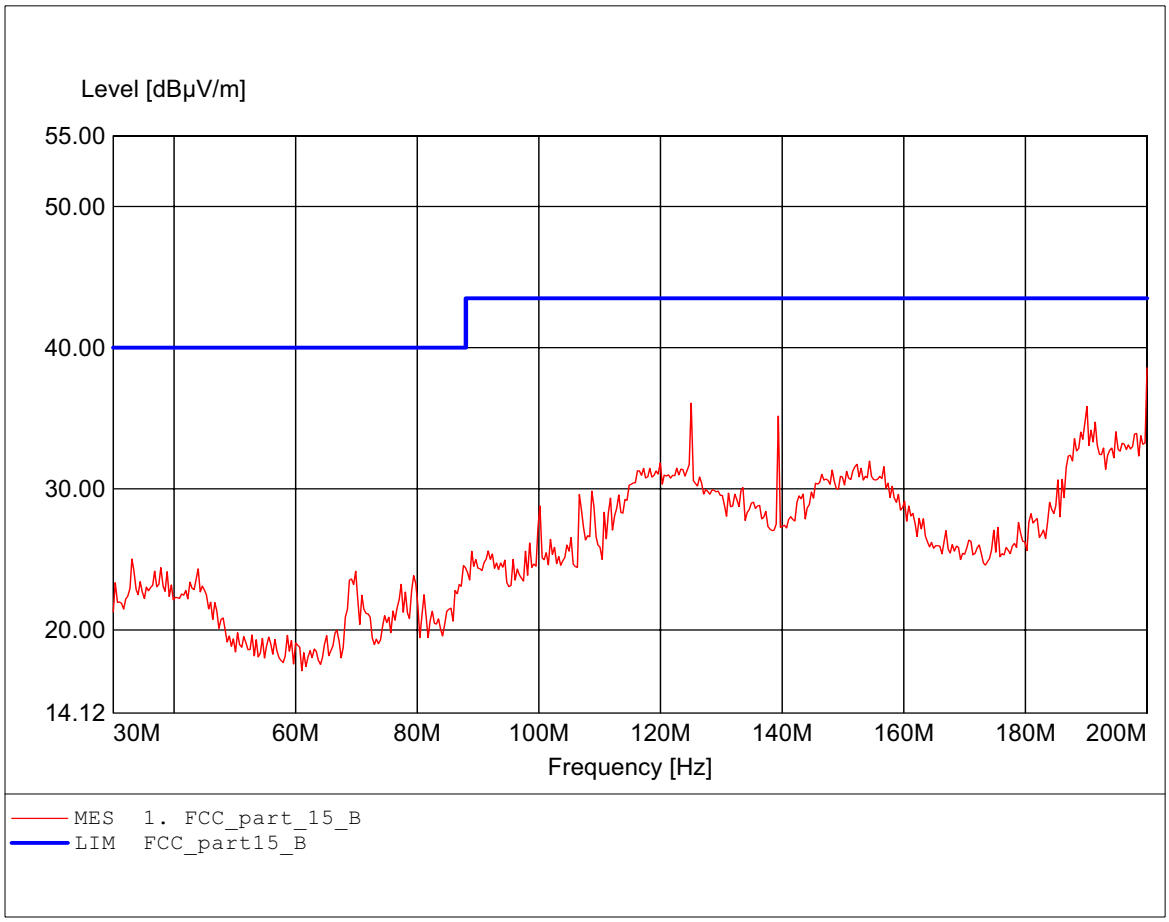

Field Strength under normal conditions

FCC RULES PART 15, SUBPART B

EUT:	Integrated High Powered Access Point
MODEL NO:	IWE3302 802.11g high channel
Approval Holder:	Interepoch Technology,Inc.
Test Site / Operator:	ETS / Dennis
Temperature/Voltage:	Temp.: 23.5°C/ Unom.: 120 VAC (ac / dc adaptor)
Test Specification:	according to subpart B
Comment 1:	Dist.: 3m, Ant.: HK 116
	Freq:125.050MHz Emax:36.46dBµV/m RBW: 100 kHz

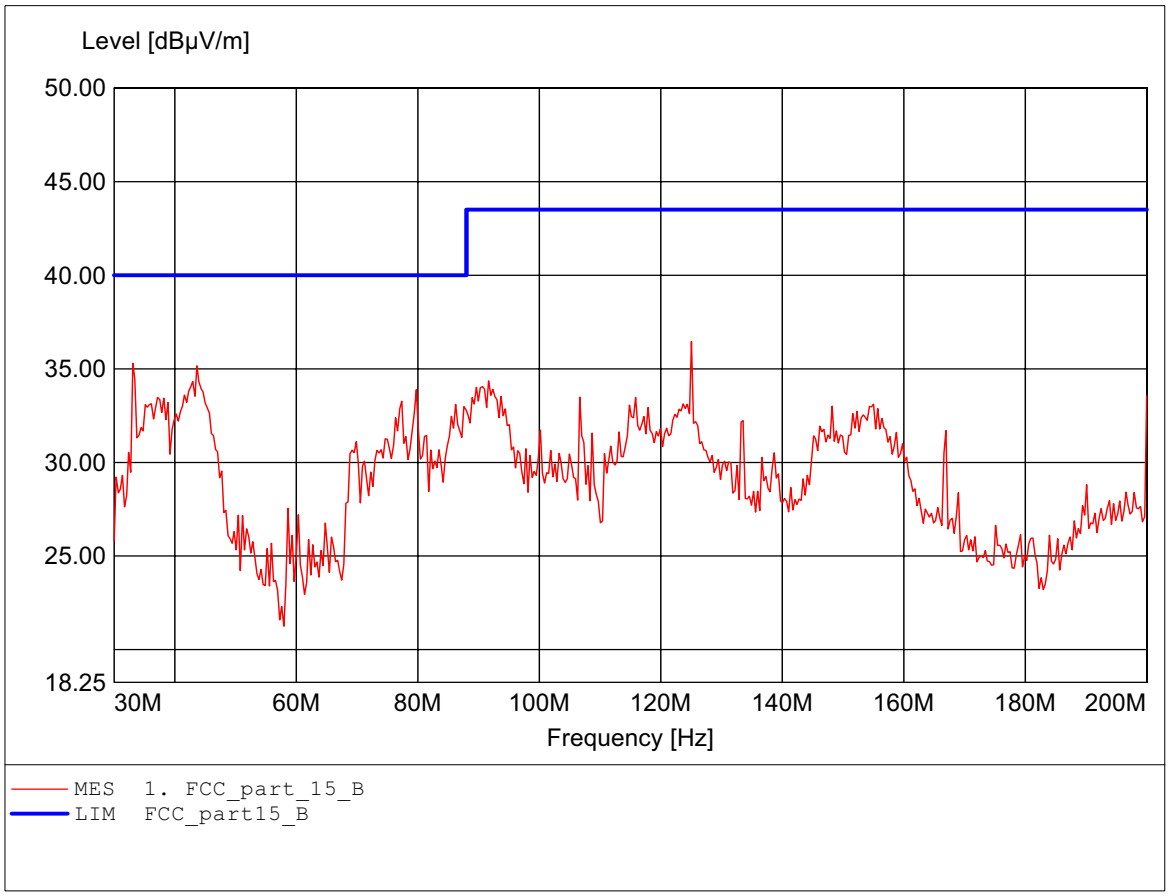

Field Strength under normal conditions

FCC RULES PART 15, SUBPART B

EUT:	Integrated High Powered Access Point
MODEL NO:	IWE3302 802.11g high channel
Approval Holder:	Interepoch Technology,Inc.
Test Site / Operator:	ETS / Dennis
Temperature/Voltage:	Temp.: 23.5°C/ Unom.: 120 VAC (ac / dc adaptor)
Test Specification:	according to subpart B
Comment 1:	Dist.: 3m, Ant.: HL 223, ampl.
	Freq:833.267MHz Emax:48.19dBµV/m RBW: 100 kHz

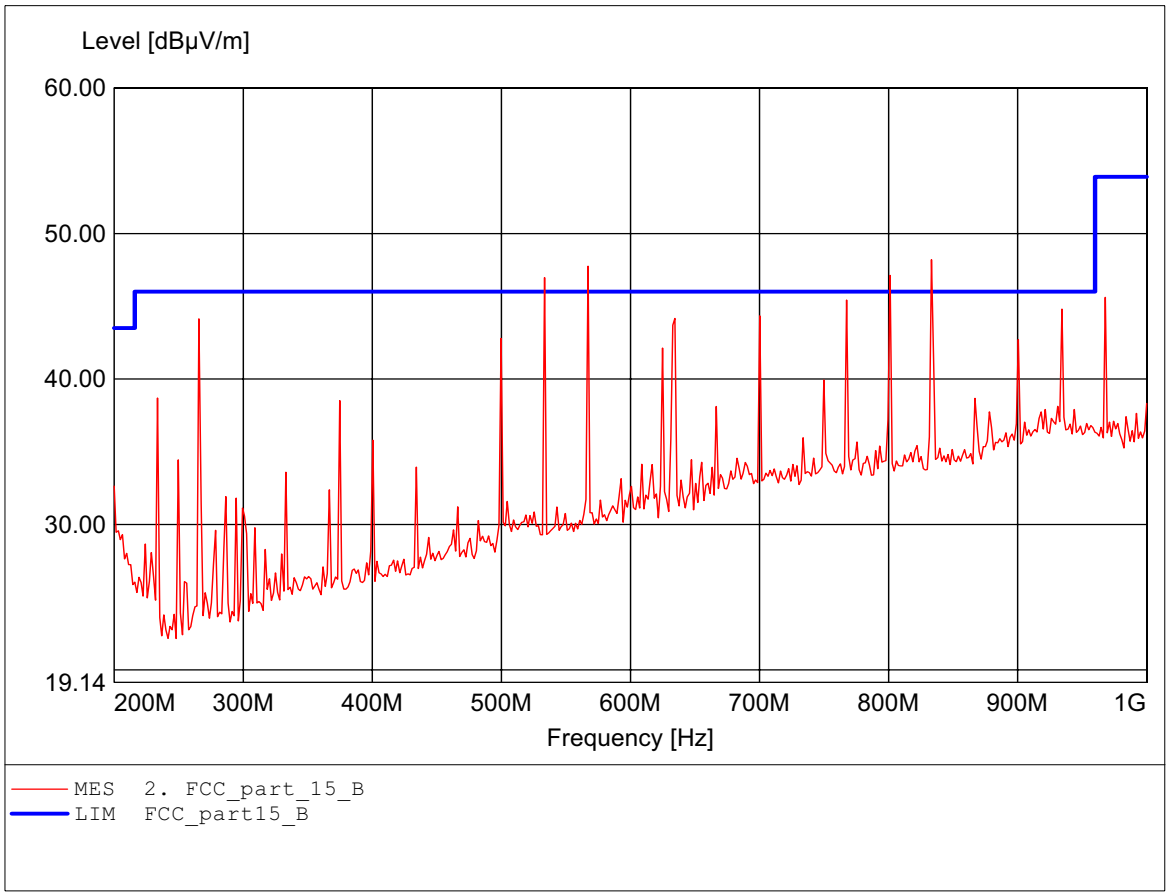

Field Strength under normal conditions

FCC RULES PART 15, SUBPART B

EUT:	Integrated High Powered Access Point
MODEL NO:	IWE3302 802.11g high channel
Approval Holder:	Interepoch Technology,Inc.
Test Site / Operator:	ETS / Dennis
Temperature/Voltage:	Temp.: 23.5°C/ Unom.: 120 VAC (ac / dc adaptor)
Test Specification:	according to subpart B
Comment 1:	Dist.: 3m, Ant.: HL 223, ampl.
	Freq:833.267MHz Emax:44.91dBµV/m RBW: 100 kHz

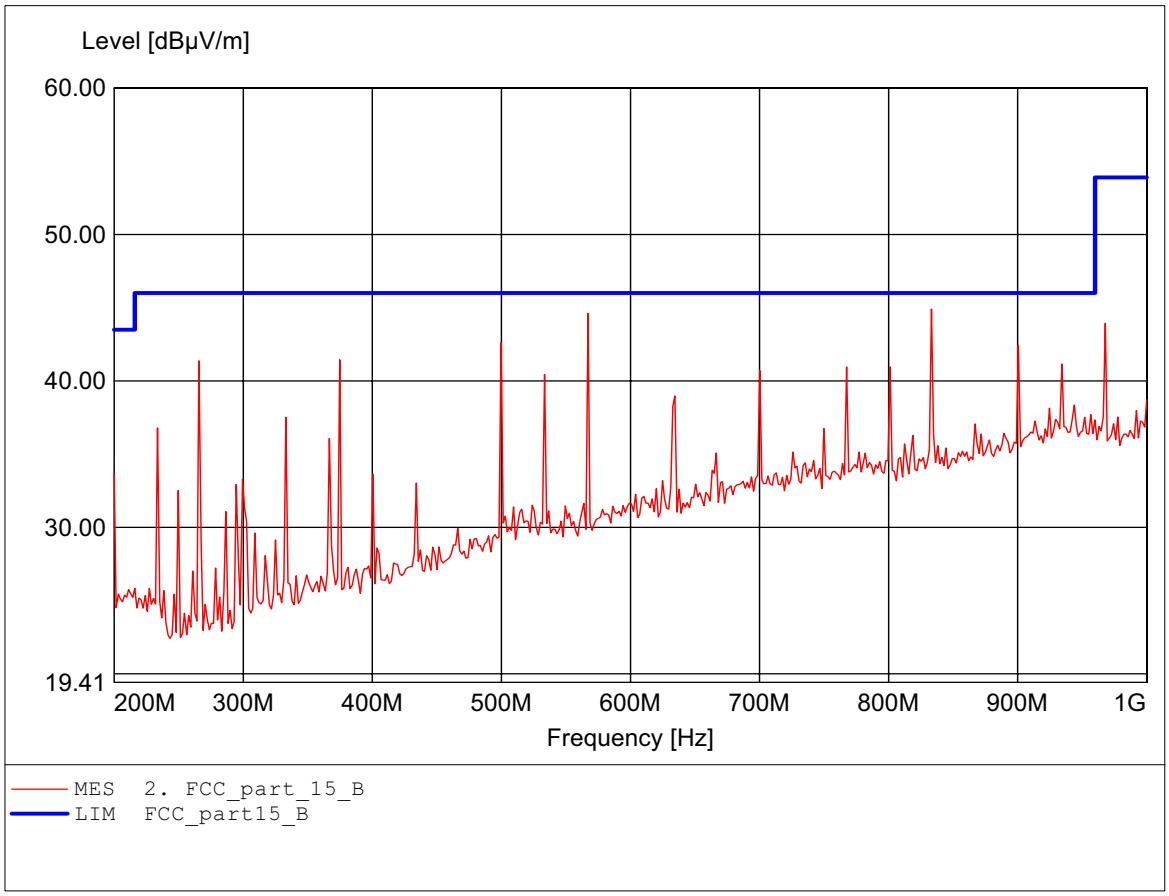

Field Strength under normal conditions

FCC RULES PART 15, SUBPART B

EUT:	Integrated High Powered Access Point
MODEL NO:	IWE3302 802.11g high channel
Approval Holder:	Interepoch Technology,Inc.
Test Site / Operator:	ETS / Dennis
Temperature/Voltage:	Temp.: 23.5°C/ Unom.: 120 VAC (ac / dc adaptor)
Test Specification:	according to subpart B
Comment 1:	Dist.: 3m, Ant.: HL25, ampl.
	Freq:3.898GHz Emax:47.44dBµV/m RBW: 1 MHz

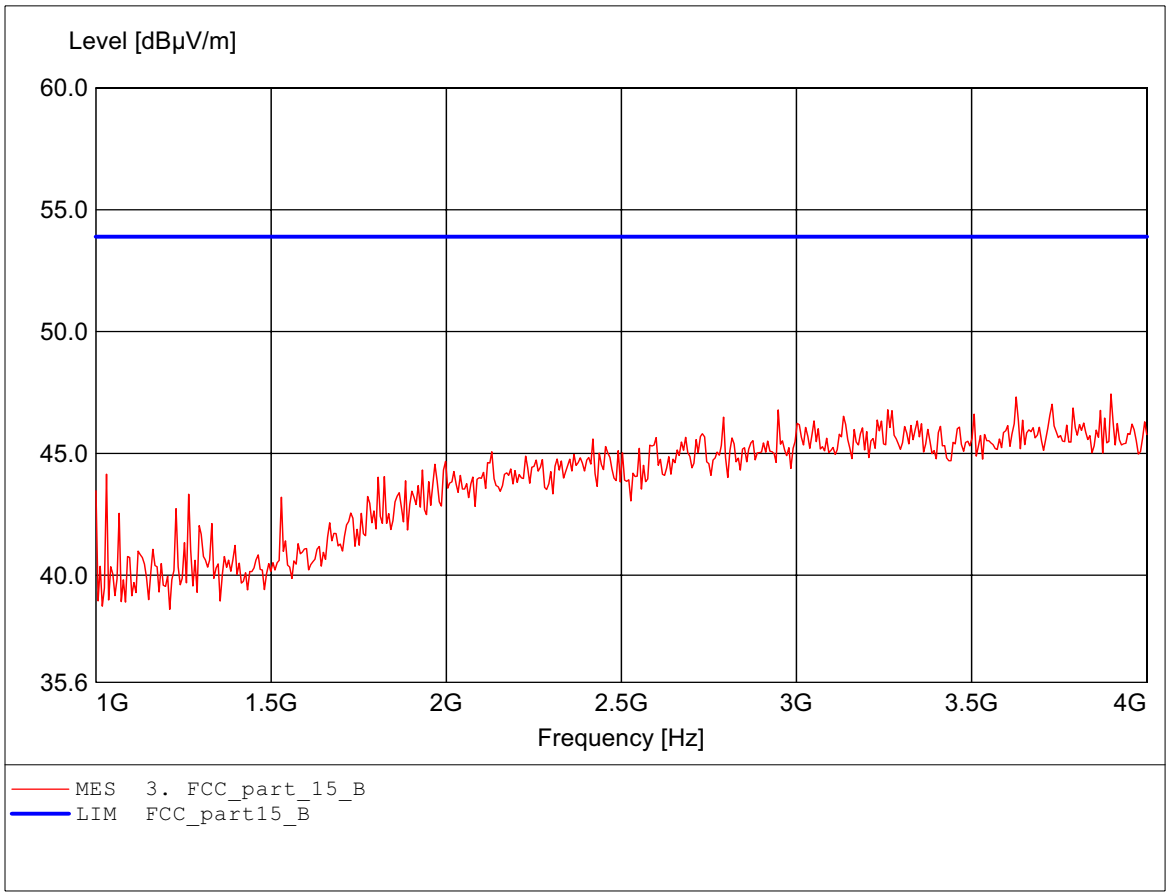

Field Strength under normal conditions

FCC RULES PART 15, SUBPART B

EUT:	Integrated High Powered Access Point
MODEL NO:	IWE3302 802.11g high channel
Approval Holder:	Interepoch Technology,Inc.
Test Site / Operator:	ETS / Dennis
Temperature/Voltage:	Temp.: 23.5°C/ Unom.: 120 VAC (ac / dc adaptor)
Test Specification:	according to subpart B
Comment 1:	Dist.: 3m, Ant.: HL25, ampl.
	Freq:3.868GHz Emax:46.77dBµV/m RBW: 1 MHz

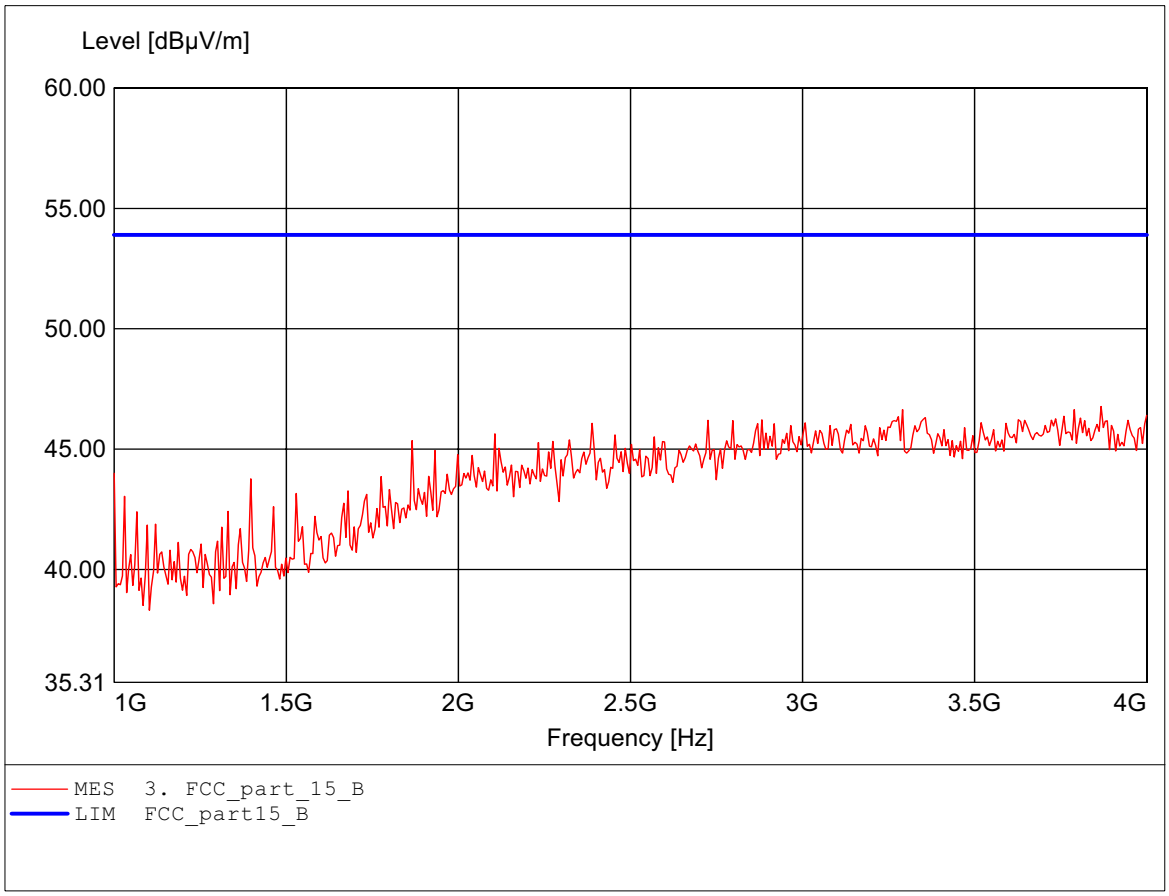

Field Strength under normal conditions

FCC RULES PART 15, SUBPART B

EUT:	Integrated High Powered Access Point
MODEL NO:	IWE3302 802.11g high channel
Approval Holder:	Interepoch Technology,Inc.
Test Site / Operator:	ETS / Dennis
Temperature/Voltage:	Temp.: 23.5°C/ Unom.: 120 VAC (ac / dc adaptor)
Test Specification:	according to subpart B
Comment 1:	Dist.: 3m, Ant.: HL25, ampl.
	Freq:7.511GHz Emax:51.84dBµV/m RBW: 1 MHz

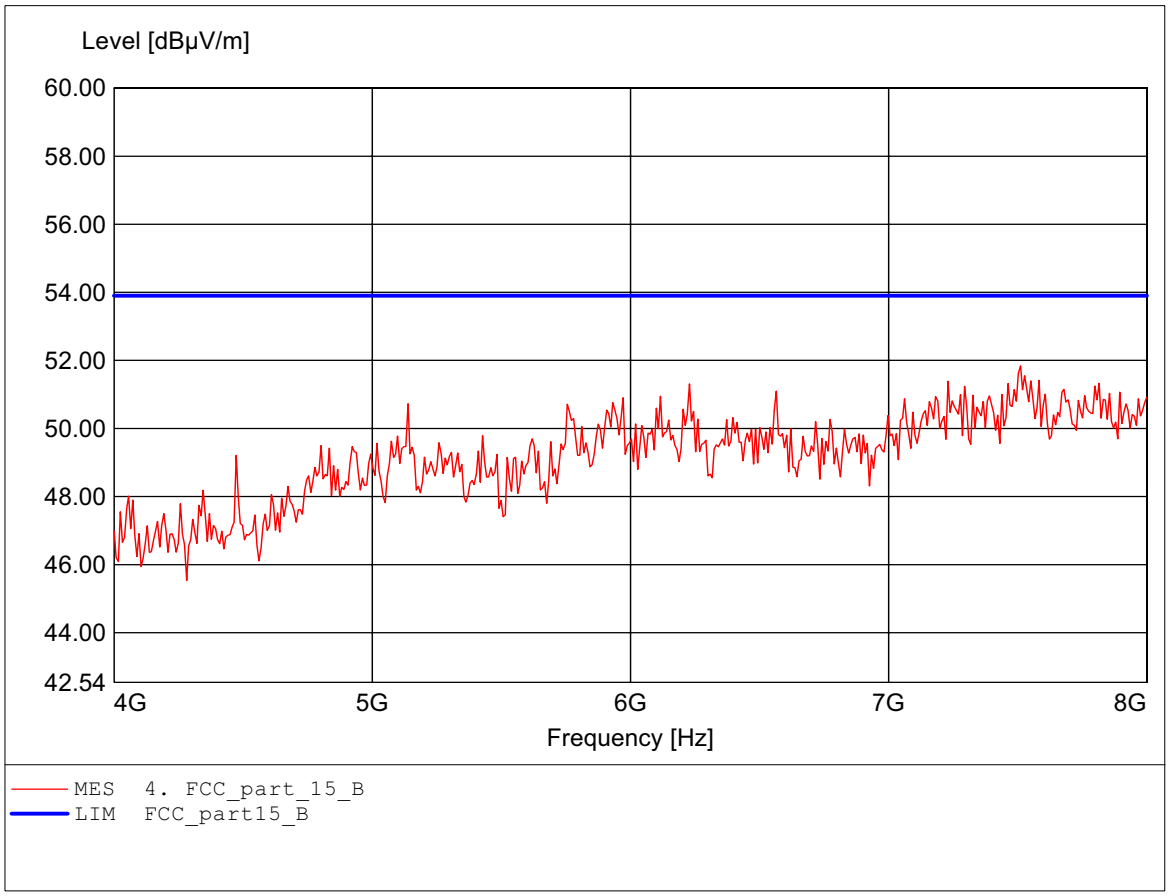

Field Strength under normal conditions

FCC RULES PART 15, SUBPART B

EUT:	Integrated High Powered Access Point
MODEL NO:	IWE3302 802.11g high channel
Approval Holder:	Interepoch Technology,Inc.
Test Site / Operator:	ETS / Dennis
Temperature/Voltage:	Temp.: 23.5°C/ Unom.: 120 VAC (ac / dc adaptor)
Test Specification:	according to subpart B
Comment 1:	Dist.: 3m, Ant.: HL25, ampl.
	Freq:7.599GHz Emax:51.66dBµV/m RBW: 1 MHz

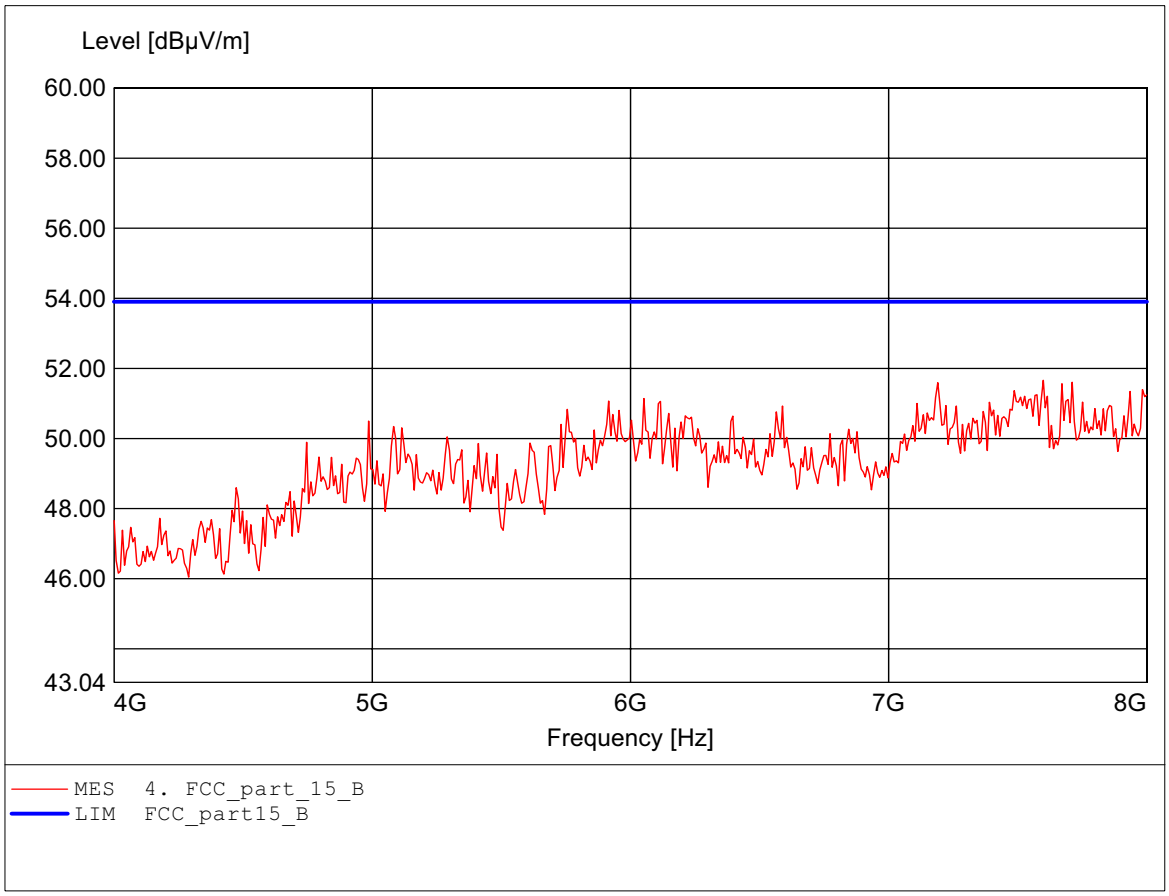

Field Strength under normal conditions

FCC RULES PART 15, SUBPART B

EUT:	Integrated High Powered Access Point
MODEL NO:	IWE3302 802.11g high channel
Approval Holder:	Interepoch Technology,Inc.
Test Site / Operator:	ETS / Dennis
Temperature/Voltage:	Temp.: 23.5°C/ Unom.: 120 VAC (ac / dc adaptor)
Test Specification:	according to subpart B
Comment 1:	Dist.: 3m, Ant.: HL25, ampl.
	Freq:12.379GHz Emax:52.39dBµV/m RBW: 1 MHz

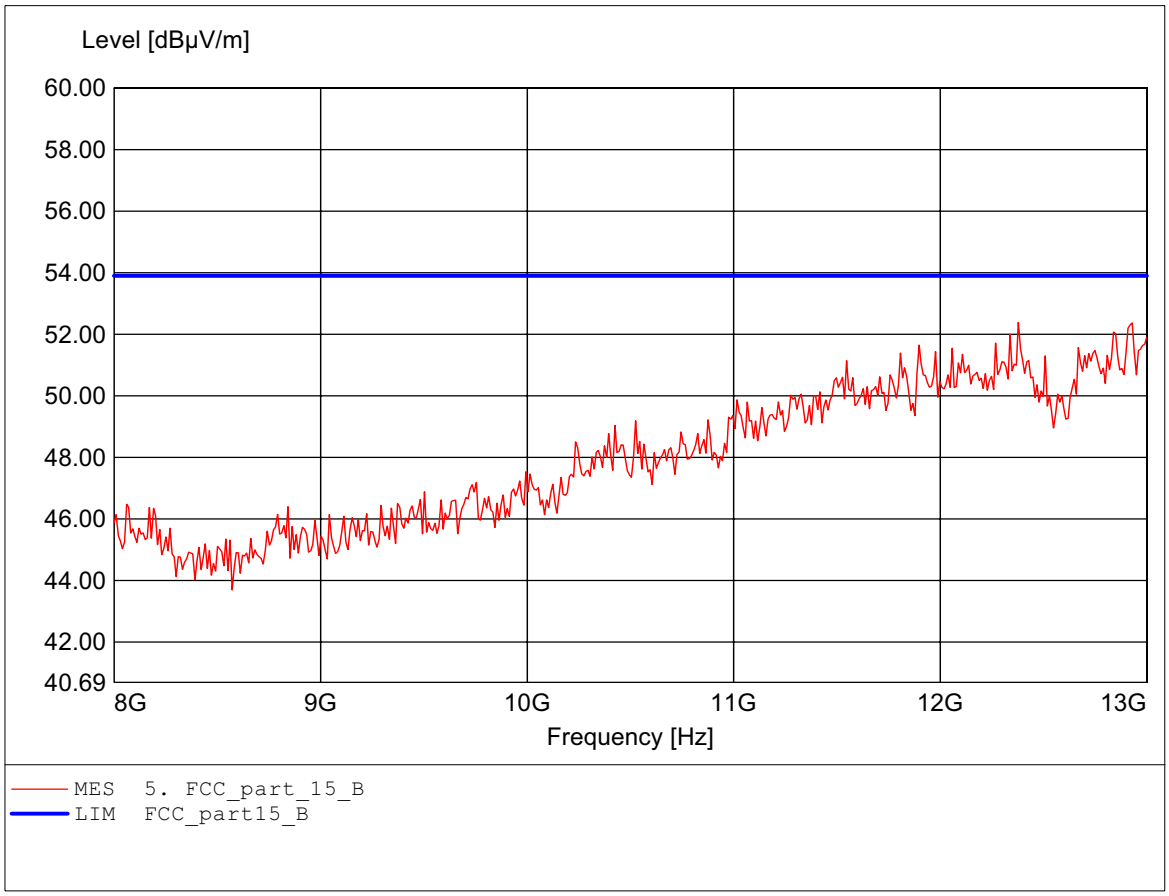

Field Strength under normal conditions

FCC RULES PART 15, SUBPART B

EUT:	Integrated High Powered Access Point
MODEL NO:	IWE3302 802.11g high channel
Approval Holder:	Interepoch Technology,Inc.
Test Site / Operator:	ETS / Dennis
Temperature/Voltage:	Temp.: 23.5°C/ Unom.: 120 VAC (ac / dc adaptor)
Test Specification:	according to subpart B
Comment 1:	Dist.: 3m, Ant.: HL25, ampl.
	Freq:12.409GHz Emax:51.60dBµV/m RBW: 1 MHz

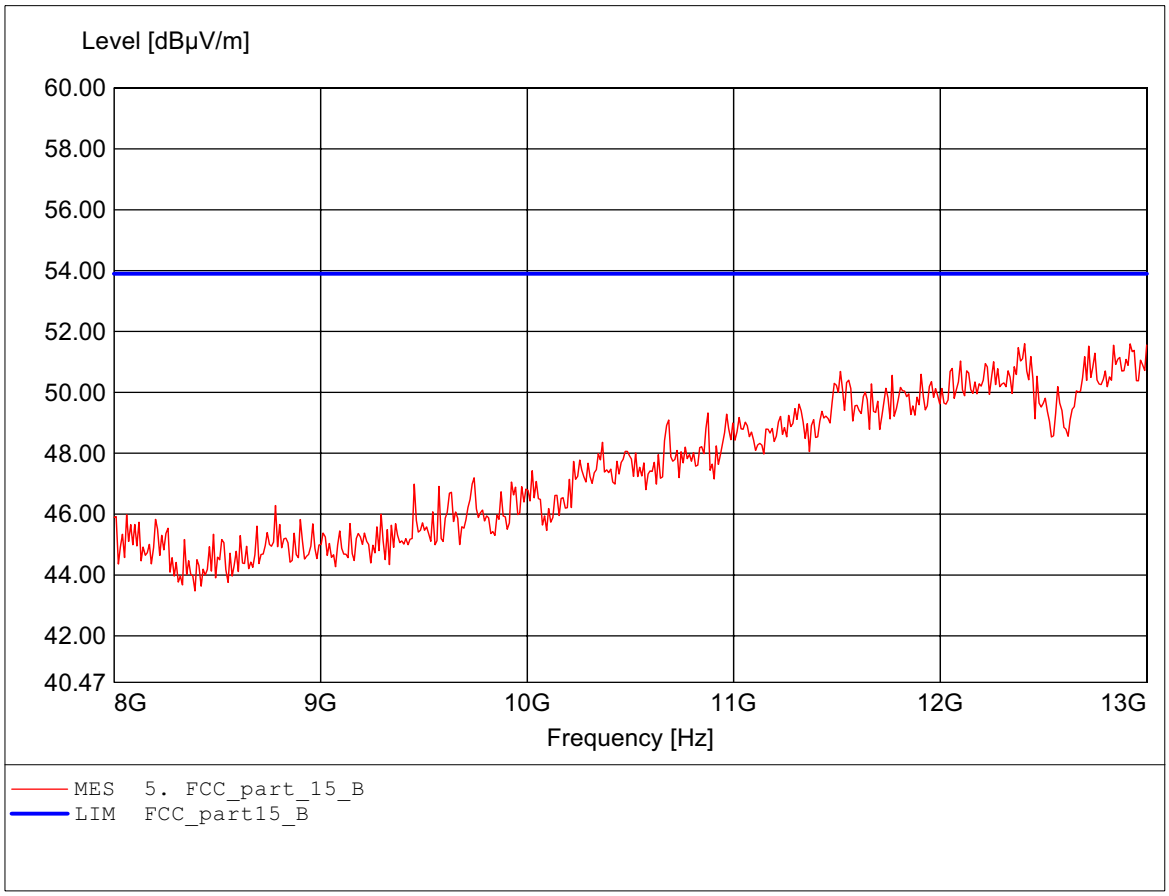

Field Strength under normal conditions

FCC RULES PART 15, SUBPART B

EUT:	Integrated High Powered Access Point
MODEL NO:	IWE3302 802.11g high channel
Approval Holder:	Interepoch Technology,Inc.
Test Site / Operator:	ETS / Dennis
Temperature/Voltage:	Temp.: 23.5°C/ Unom.: 120 VAC (ac / dc adaptor)
Test Specification:	according to subpart B
Comment 1:	Dist.: 3m, Ant.: HL25, ampl.
	Freq:15.605GHz Emax:53.39dBµV/m RBW: 1 MHz

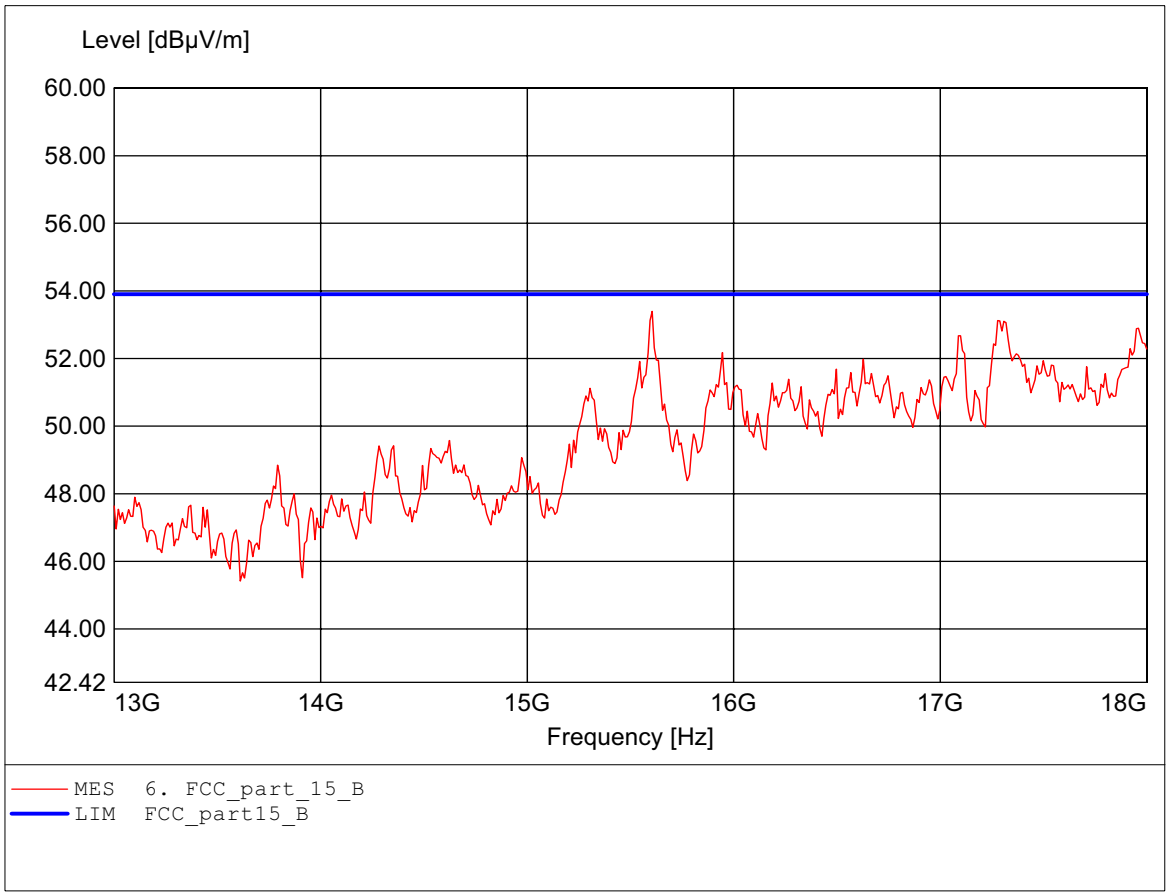

Field Strength under normal conditions

FCC RULES PART 15, SUBPART B

EUT:	Integrated High Powered Access Point
MODEL NO:	IWE3302 802.11g high channel
Approval Holder:	Interepoch Technology,Inc.
Test Site / Operator:	ETS / Dennis
Temperature/Voltage:	Temp.: 23.5°C/ Unom.: 120 VAC (ac / dc adaptor)
Test Specification:	according to subpart B
Comment 1:	Dist.: 3m, Ant.: HL25, ampl.
	Freq:15.605GHz Emax:53.14dBµV/m RBW: 1 MHz

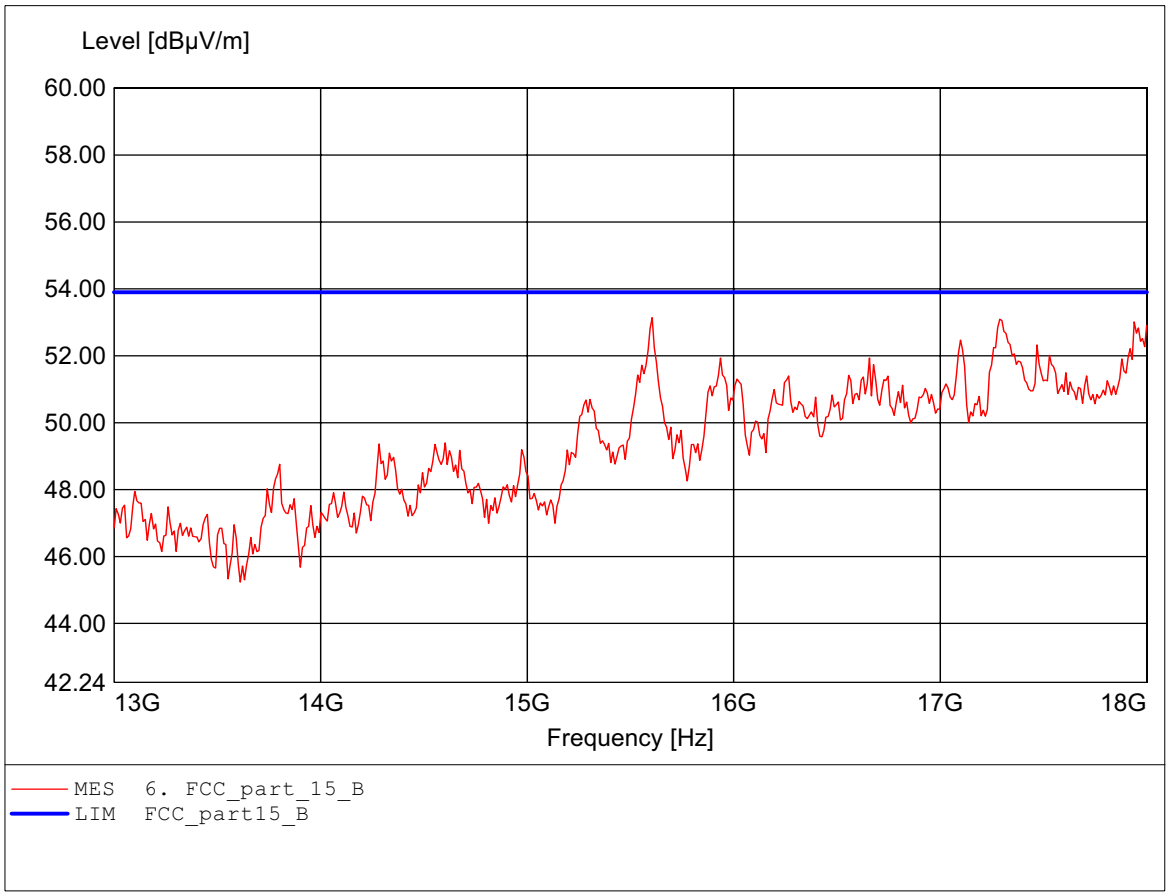

Field Strength under normal conditions

FCC RULES PART 15, SUBPART B

EUT:	Integrated High Powered Access Point
MODEL NO:	IWE3302 adaptor mode
Approval Holder:	Interepoch Technology,Inc.
Test Site / Operator:	ETS / Dennis
Temperature/Voltage:	Temp.: 23.5°C/ Unom.: 120 VAC (ac / dc adaptor)
Test Specification:	according to subpart B
Comment 1:	Dist.: 3m, Ant.: HK 116
	Freq:94.389MHz Emax:40.75dBµV/m RBW: 100 kHz

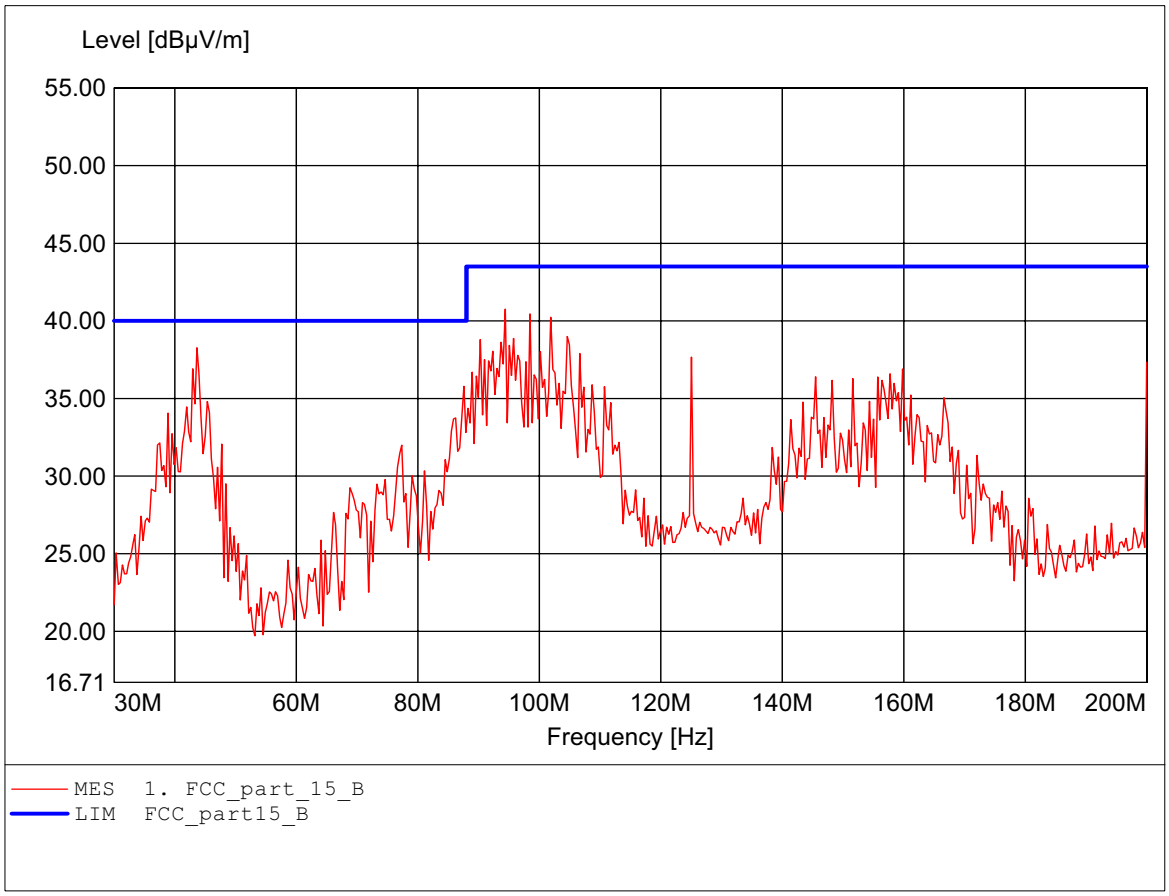

Field Strength under normal conditions

FCC RULES PART 15, SUBPART B

EUT:	Integrated High Powered Access Point
MODEL NO:	IWE3302 adaptor mode
Approval Holder:	Interepoch Technology,Inc.
Test Site / Operator:	ETS / Dennis
Temperature/Voltage:	Temp.: 23.5°C/ Unom.: 120 VAC (ac / dc adaptor)
Test Specification:	according to subpart B
Comment 1:	Dist.: 3m, Ant.: HK 116
	Freq:98.477MHz Emax:44.72dBµV/m RBW: 100 kHz

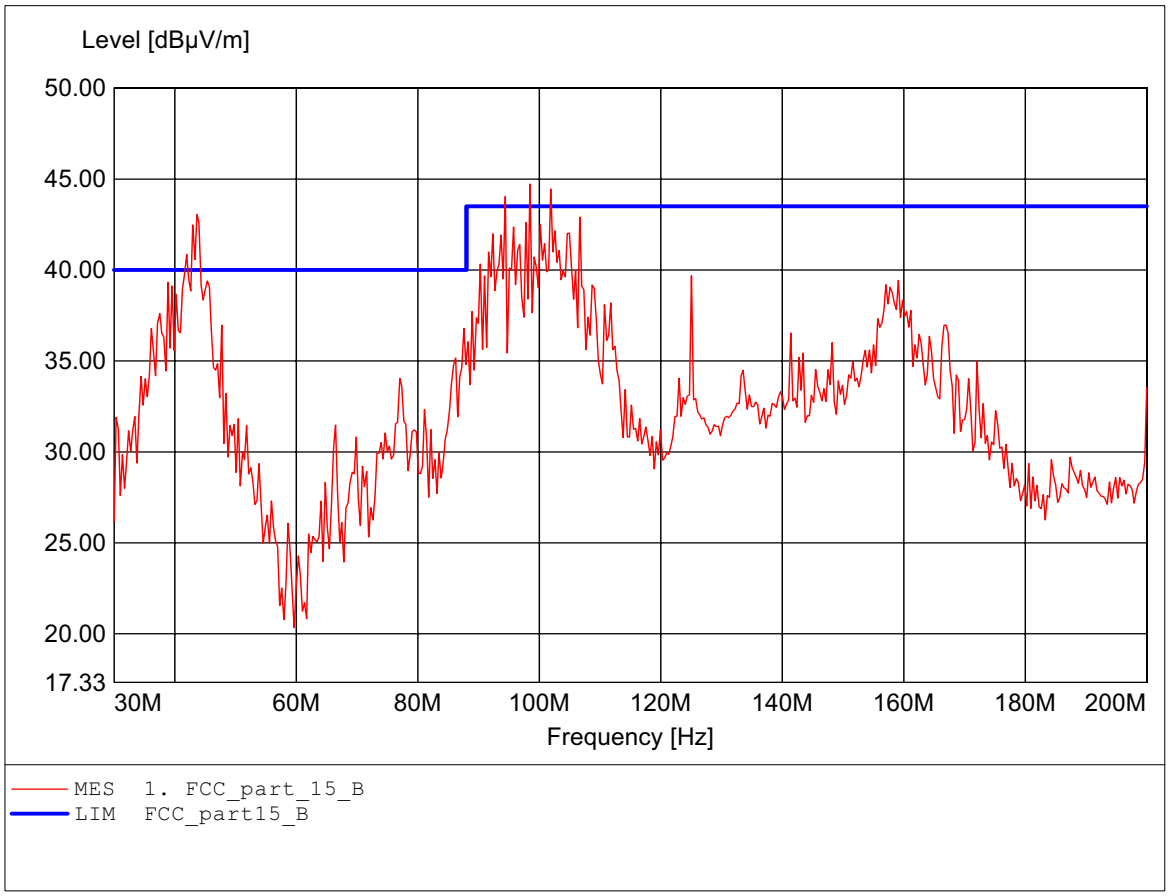

Field Strength under normal conditions

FCC RULES PART 15, SUBPART B

EUT:	Integrated High Powered Access Point
MODEL NO:	IWE3302 adaptor mode
Approval Holder:	Interepoch Technology,Inc.
Test Site / Operator:	ETS / Dennis
Temperature/Voltage:	Temp.: 23.5°C/ Unom.: 120 VAC (ac / dc adaptor)
Test Specification:	according to subpart B
Comment 1:	Dist.: 3m, Ant.: HL 223, ampl.
	Freq:499.800MHz Emax:47.56dBµV/m RBW: 100 kHz

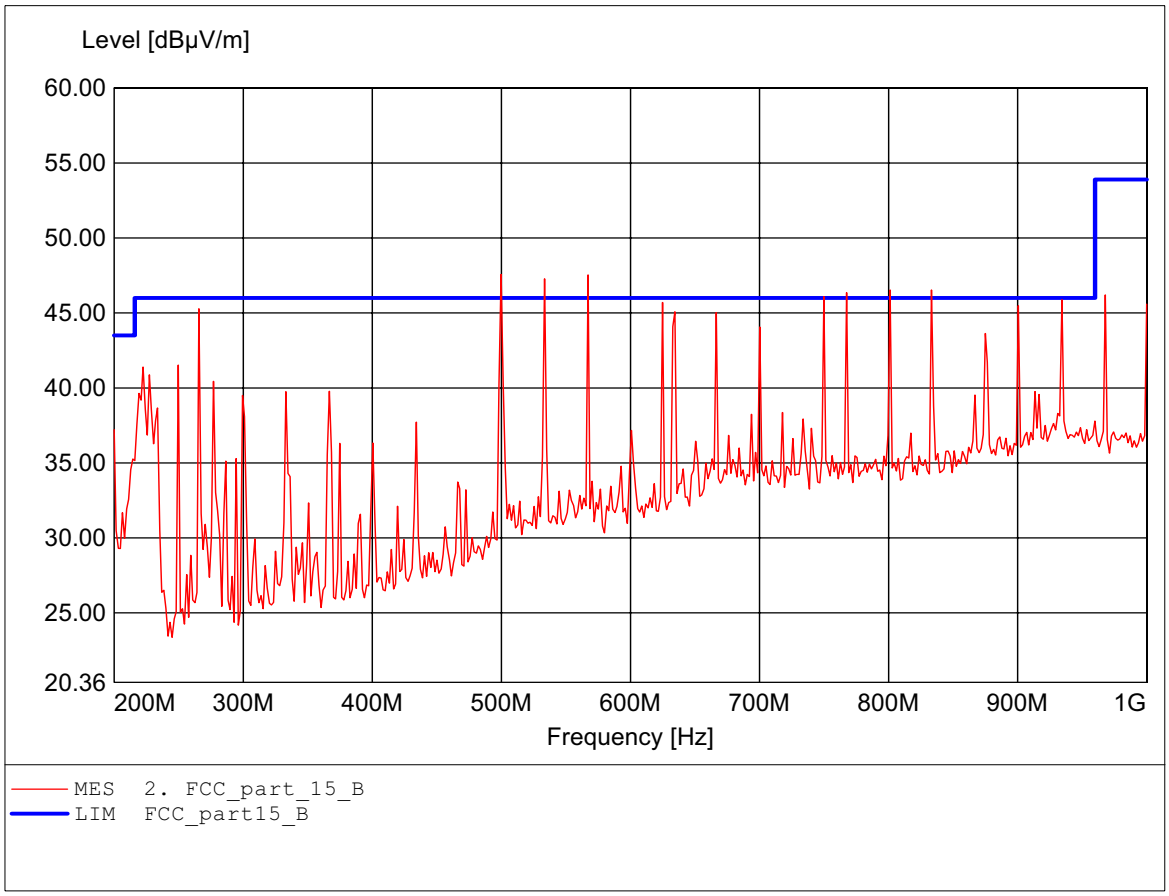

Field Strength under normal conditions

FCC RULES PART 15, SUBPART B

EUT:	Integrated High Powered Access Point
MODEL NO:	IWE3302 adaptor mode
Approval Holder:	Interepoch Technology,Inc.
Test Site / Operator:	ETS / Dennis
Temperature/Voltage:	Temp.: 23.5°C/ Unom.: 120 VAC (ac / dc adaptor)
Test Specification:	according to subpart B
Comment 1:	Dist.: 3m, Ant.: HL 223, ampl.
	Freq:499.800MHz Emax:46.93dBµV/m RBW: 100 kHz

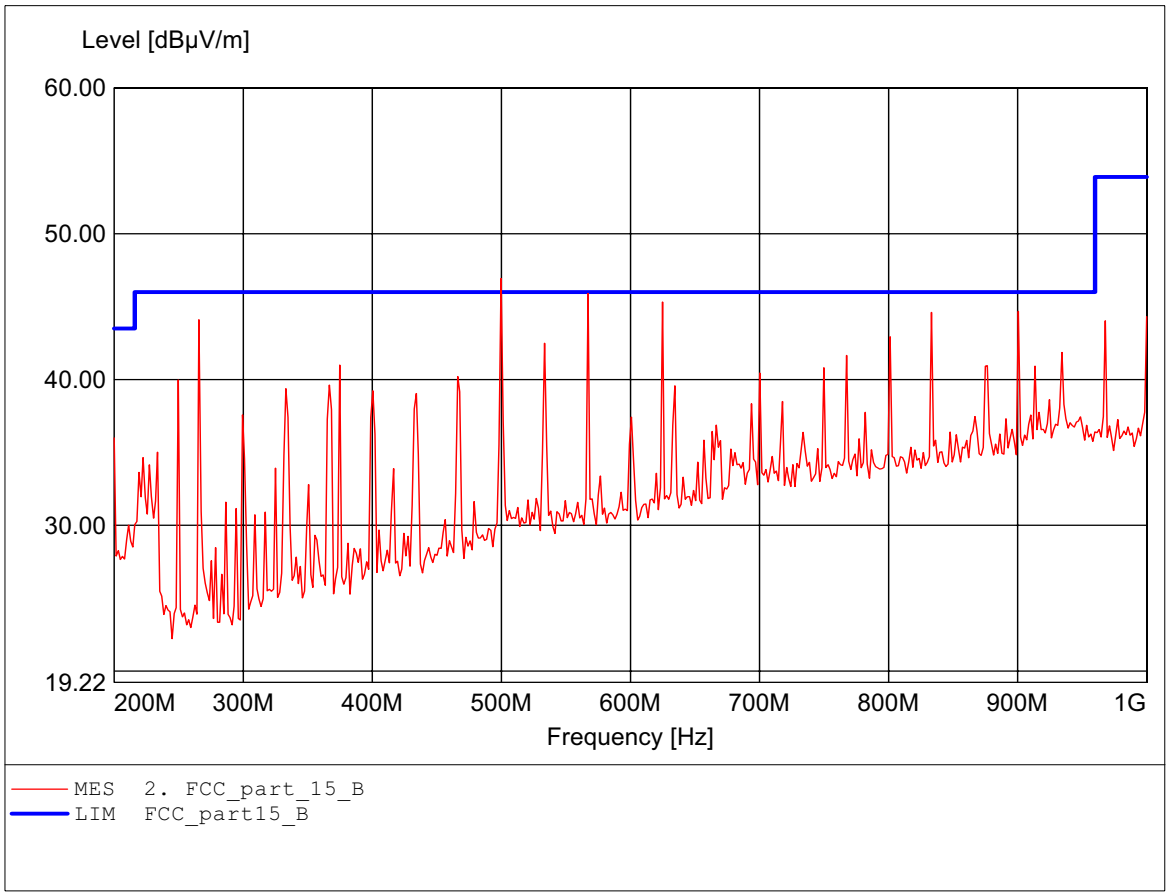

Field Strength under normal conditions

FCC RULES PART 15, SUBPART B

EUT:	Integrated High Powered Access Point
MODEL NO:	IWE3302 POE mode
Approval Holder:	Interepoch Technology,Inc.
Test Site / Operator:	ETS / Dennis
Temperature/Voltage:	Temp.: 23.5°C/ Unom.: 120 VAC (power on POE)
Test Specification:	according to subpart B
Comment 1:	Dist.: 3m, Ant.: HK 116
	Freq:98.477MHz Emax:43.96dBµV/m RBW: 100 kHz

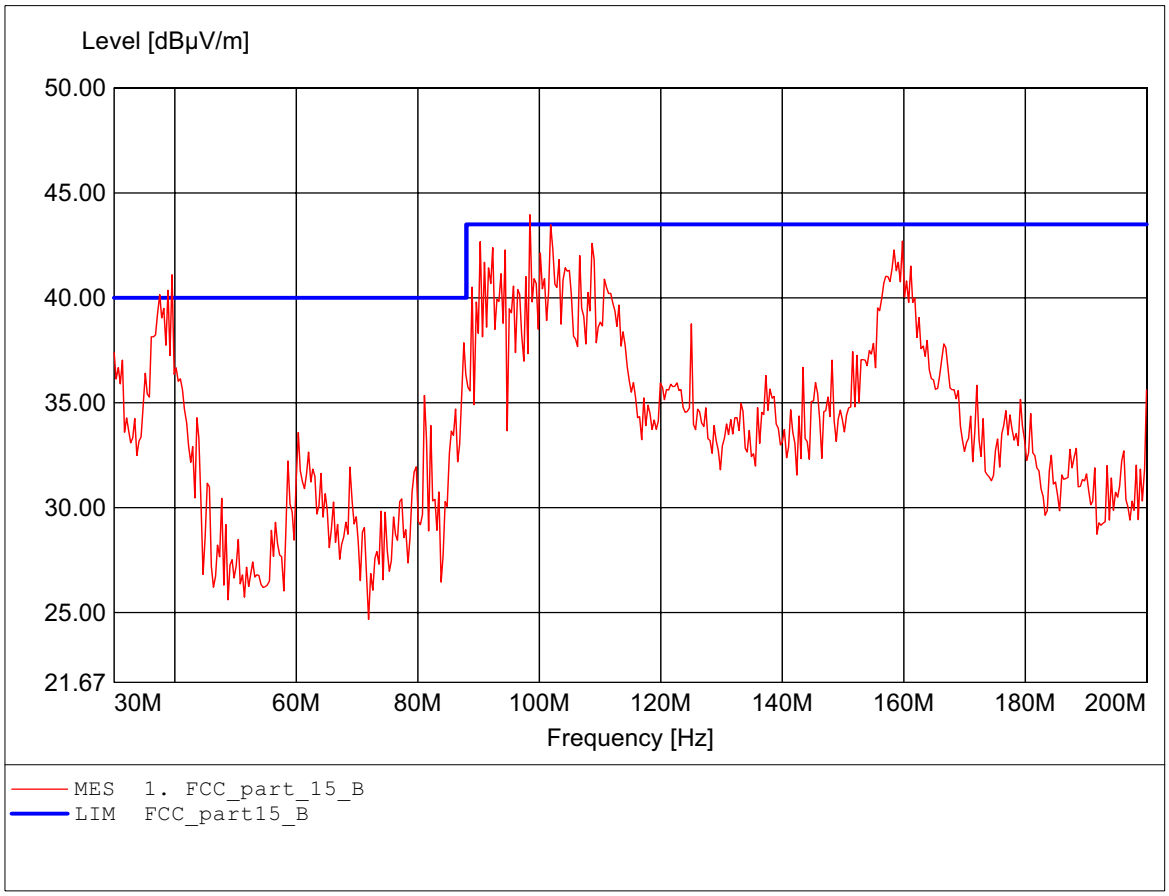

Field Strength under normal conditions

FCC RULES PART 15, SUBPART B

EUT:	Integrated High Powered Access Point
MODEL NO:	IWE3302 POE mode
Approval Holder:	Interepoch Technology,Inc.
Test Site / Operator:	ETS / Dennis
Temperature/Voltage:	Temp.: 23.5°C/ Unom.: 120 VAC (power on POE)
Test Specification:	according to subpart B
Comment 1:	Dist.: 3m, Ant.: HK 116
	Freq:101.884MHz Emax:46.00dBµV/m RBW: 100 kHz

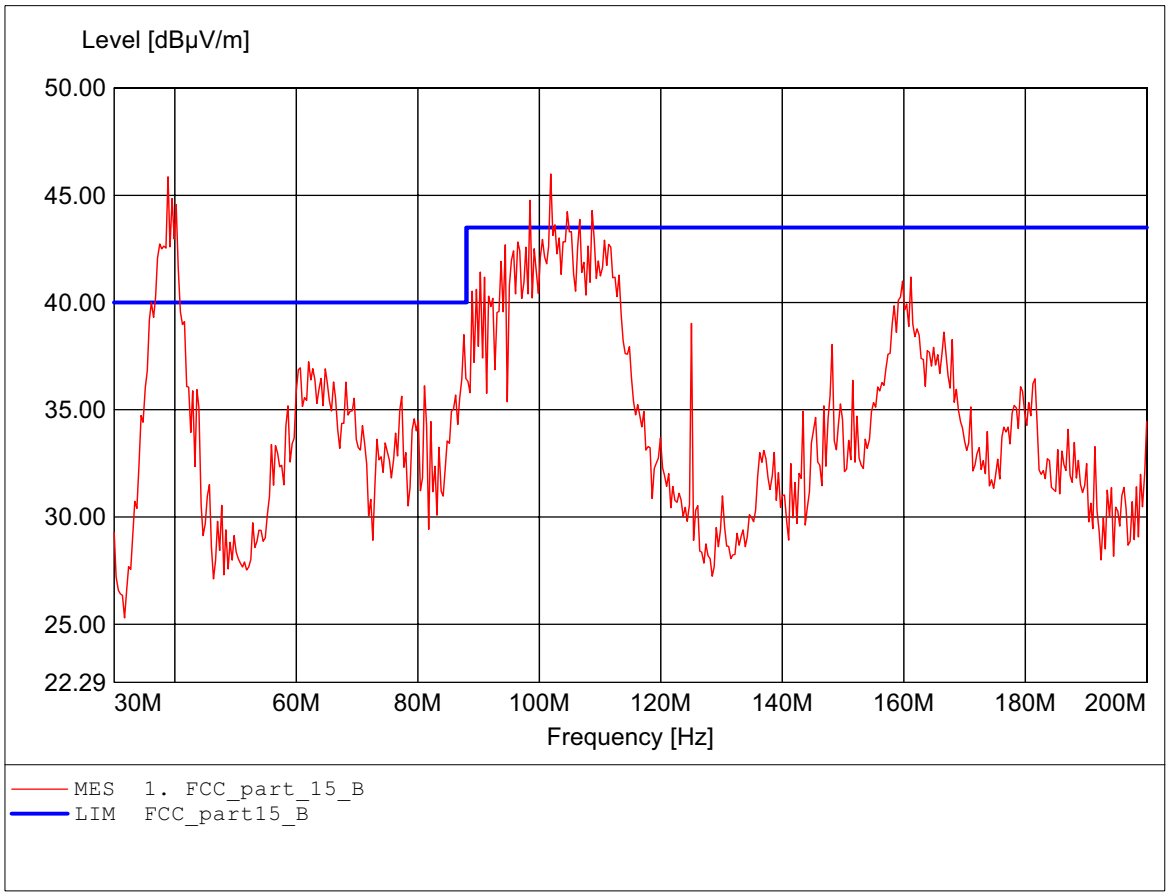

Field Strength under normal conditions

FCC RULES PART 15, SUBPART B

EUT:	Integrated High Powered Access Point
MODEL NO:	IWE3302 POE mode
Approval Holder:	Interepoch Technology,Inc.
Test Site / Operator:	ETS / Dennis
Temperature/Voltage:	Temp.: 23.5°C/ Unom.: 120 VAC (power on POE)
Test Specification:	according to subpart B
Comment 1:	Dist.: 3m, Ant.: HL 223, ampl.
	Freq:499.800MHz Emax:47.52dBµV/m RBW: 100 kHz

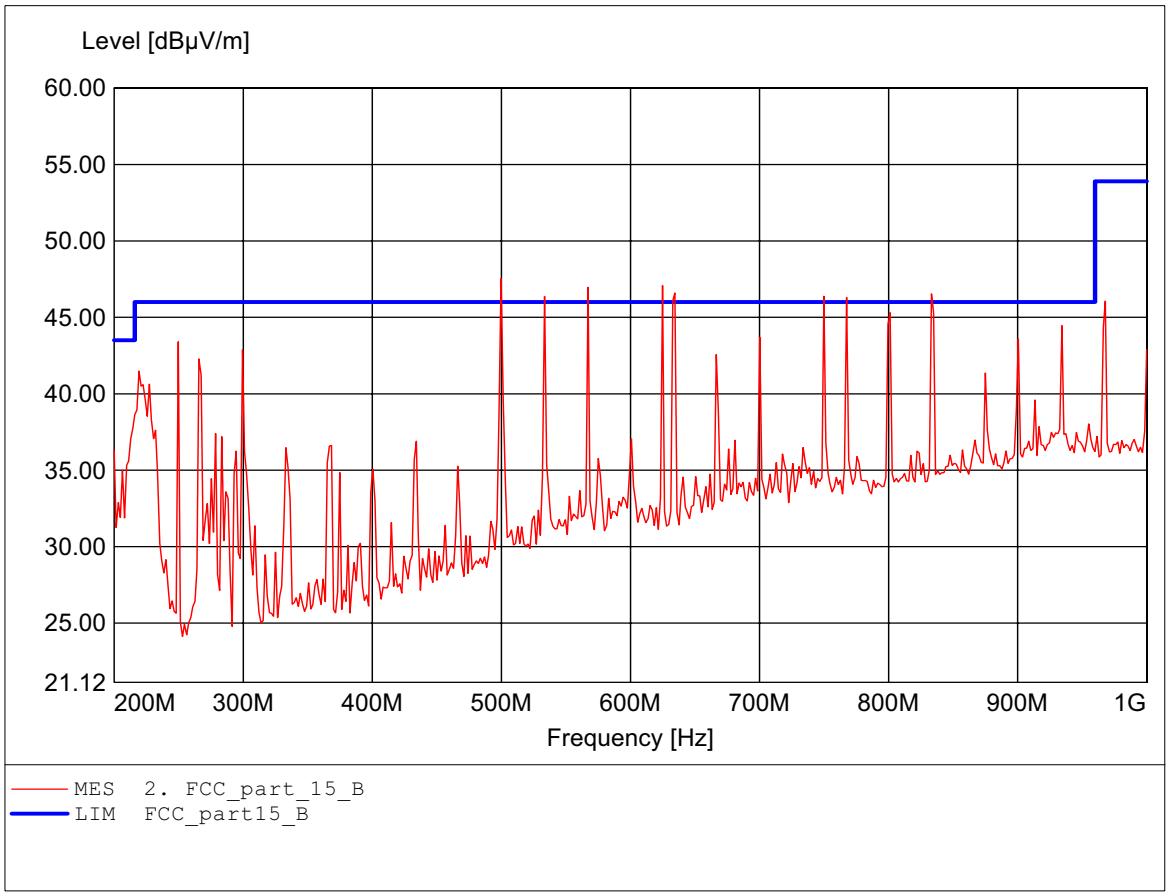

Field Strength under normal conditions

FCC RULES PART 15, SUBPART B

EUT:	Integrated High Powered Access Point
MODEL NO:	IWE3302 POE mode
Approval Holder:	Interepoch Technology,Inc.
Test Site / Operator:	ETS / Dennis
Temperature/Voltage:	Temp.: 23.5°C/ Unom.: 120 VAC (power on POE)
Test Specification:	according to subpart B
Comment 1:	Dist.: 3m, Ant.: HL 223, ampl.
	Freq:624.850MHz Emax:47.09dBµV/m RBW: 100 kHz

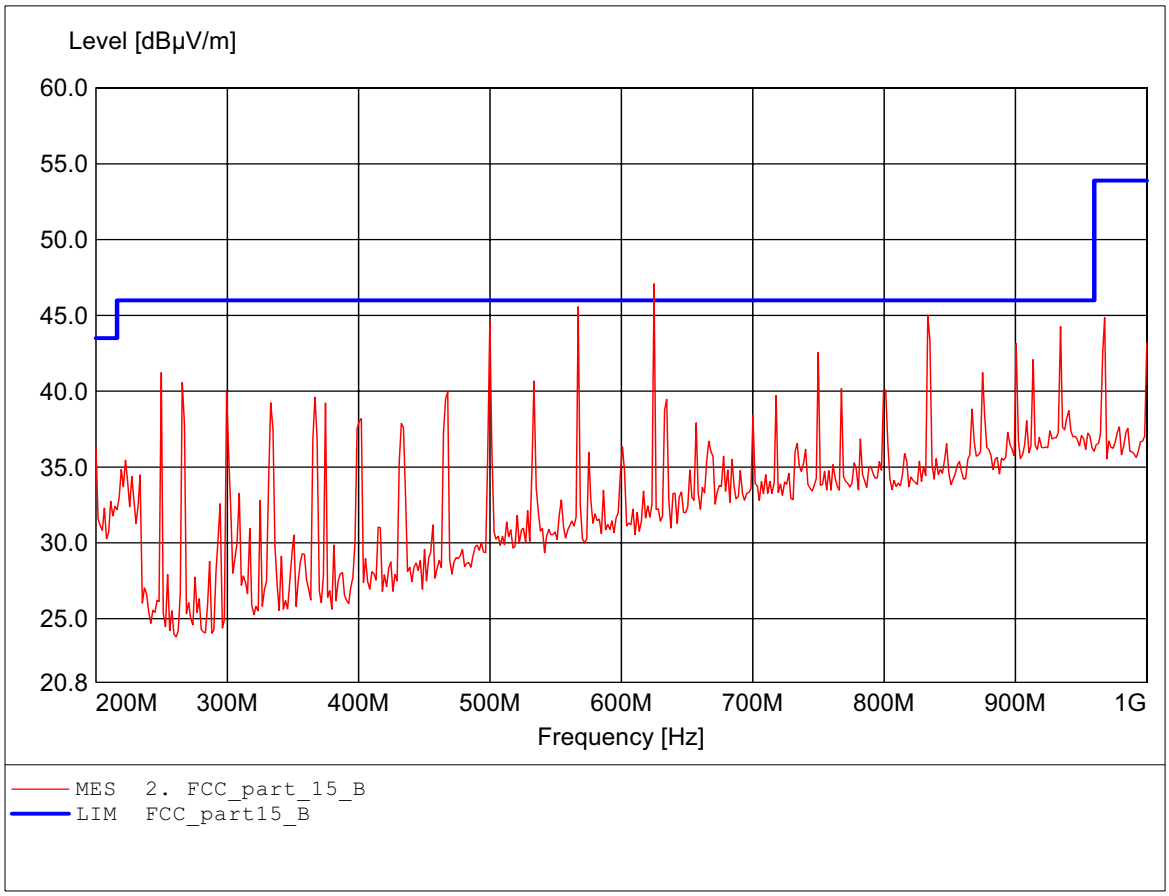

Appendix G

Power Line Conducted Emission

The measurement diagram are wideband pre-scan results; only for reference.

EMI voltage test in the ac-mains according to FCC Part 15

Class B

EUT:	Integrated High Powered Access Point
Approval Holder:	Interepoch Technology,Inc.
Operating Condition:	Unom : 120 VAC (ac / dc adaptor) Tnom : 24.2°C
Test Site:	ETS
Operator:	Eric Tseng
Test Specification:	V-network: ESH3-Z5 N
Comment:	model: IWE3302 mode: ADAPTOR

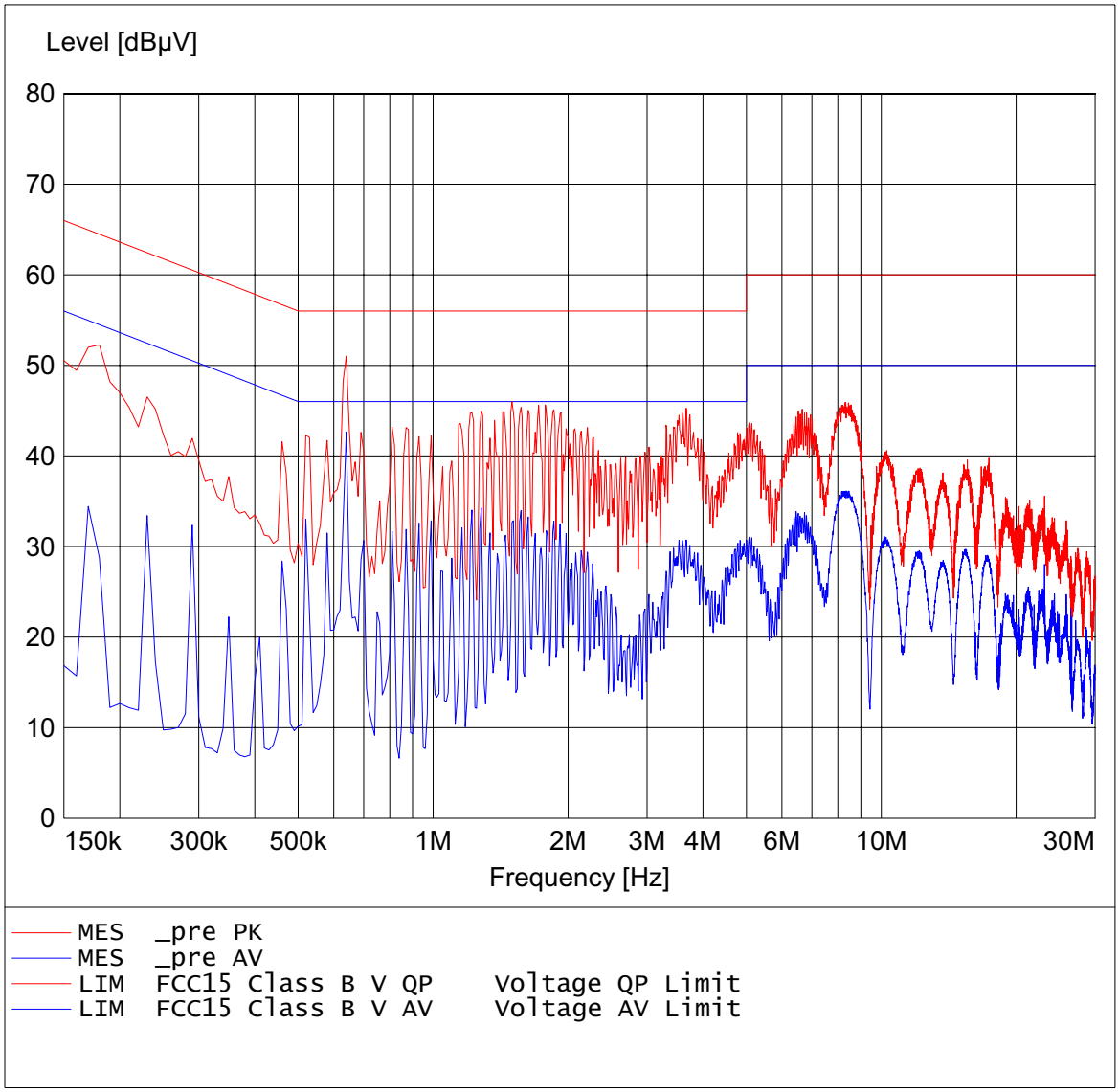

EMI voltage test in the ac-mains according to FCC Part 15

Class B

EUT:	Integrated High Powered Access Point
Approval Holder:	Interepoch Technology,Inc.
Operating Condition:	Unom : 120 VAC (ac / dc adaptor) Tnom : 24.2°C
Test Site:	ETS
Operator:	Eric Tseng
Test Specification:	V-network: ESH3-Z5 L1
Comment:	model: IWE3302 mode: ADAPTOR

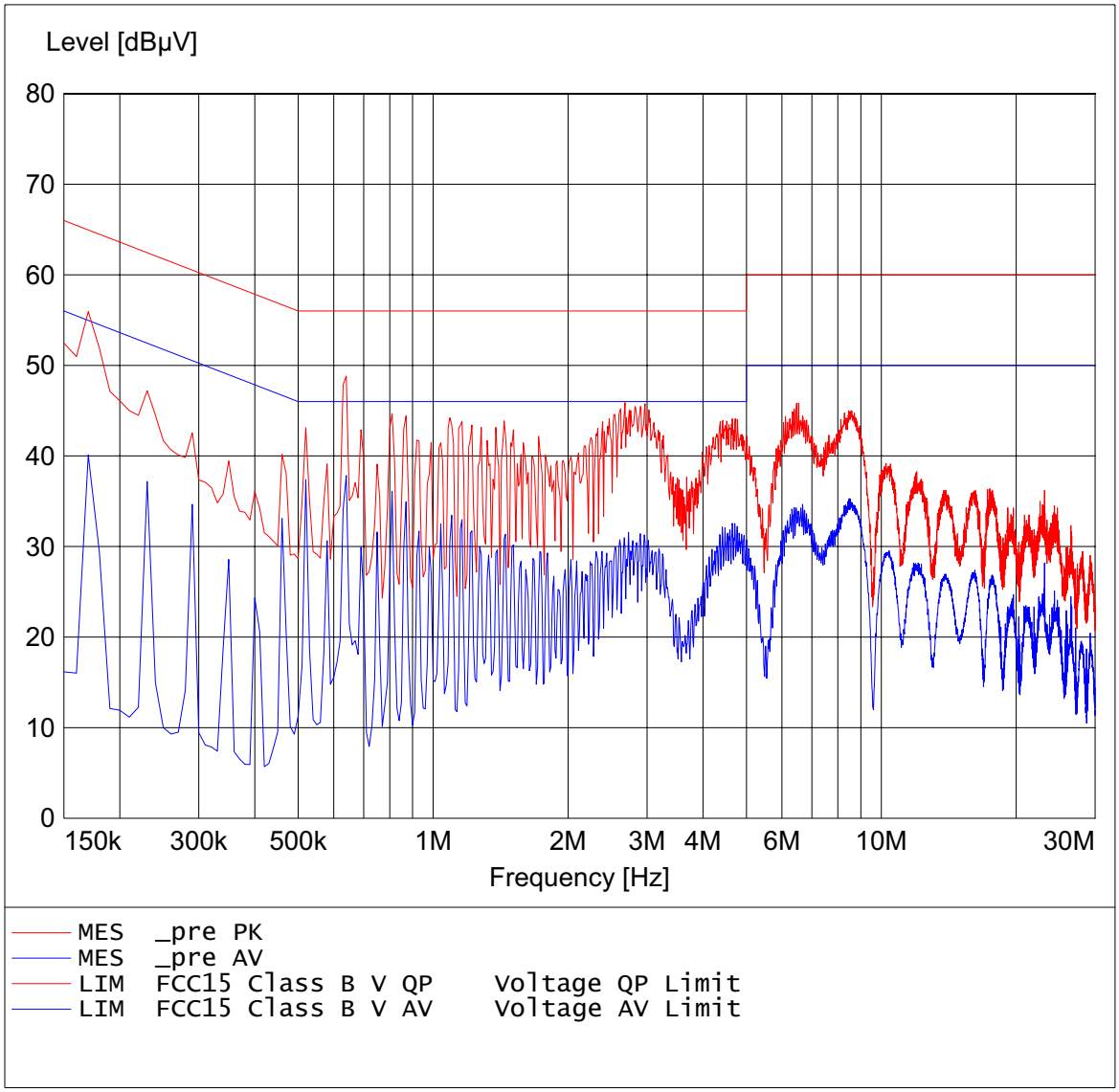

EMI voltage test in the ac-mains according to FCC Part 15

Class B

EUT:	Integrated High Powered Access Point
Approval Holder:	Interepoch Technology,Inc.
Operating Condition:	Unom : 120 VAC (POWERON POE) Tnom : 24.2°C
Test Site:	ETS
Operator:	Eric Tseng
Test Specification:	V-network: ESH3-Z5 N
Comment:	model: IWE3302 mode: POE

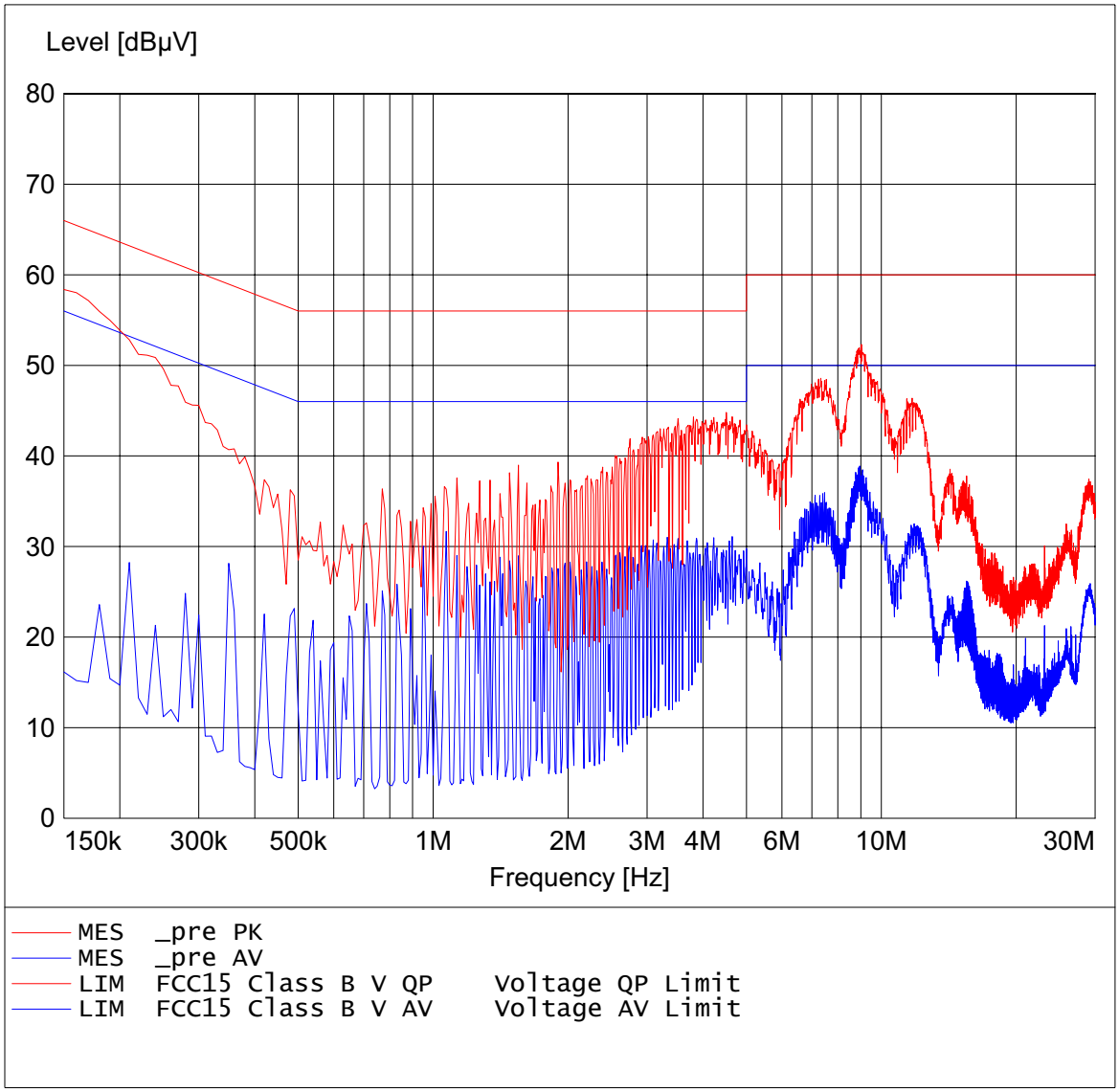

EMI voltage test in the ac-mains according to FCC Part 15

Class B

EUT:	Integrated High Powered Access Point
Approval Holder:	Interepoch Technology,Inc.
Operating Condition:	Unom : 120 VAC (POWERON POE) Tnom : 24.2°C
Test Site:	ETS
Operator:	Eric Tseng
Test Specification:	V-network: ESH3-Z5 L1
Comment:	model: IWE3302 mode: POE

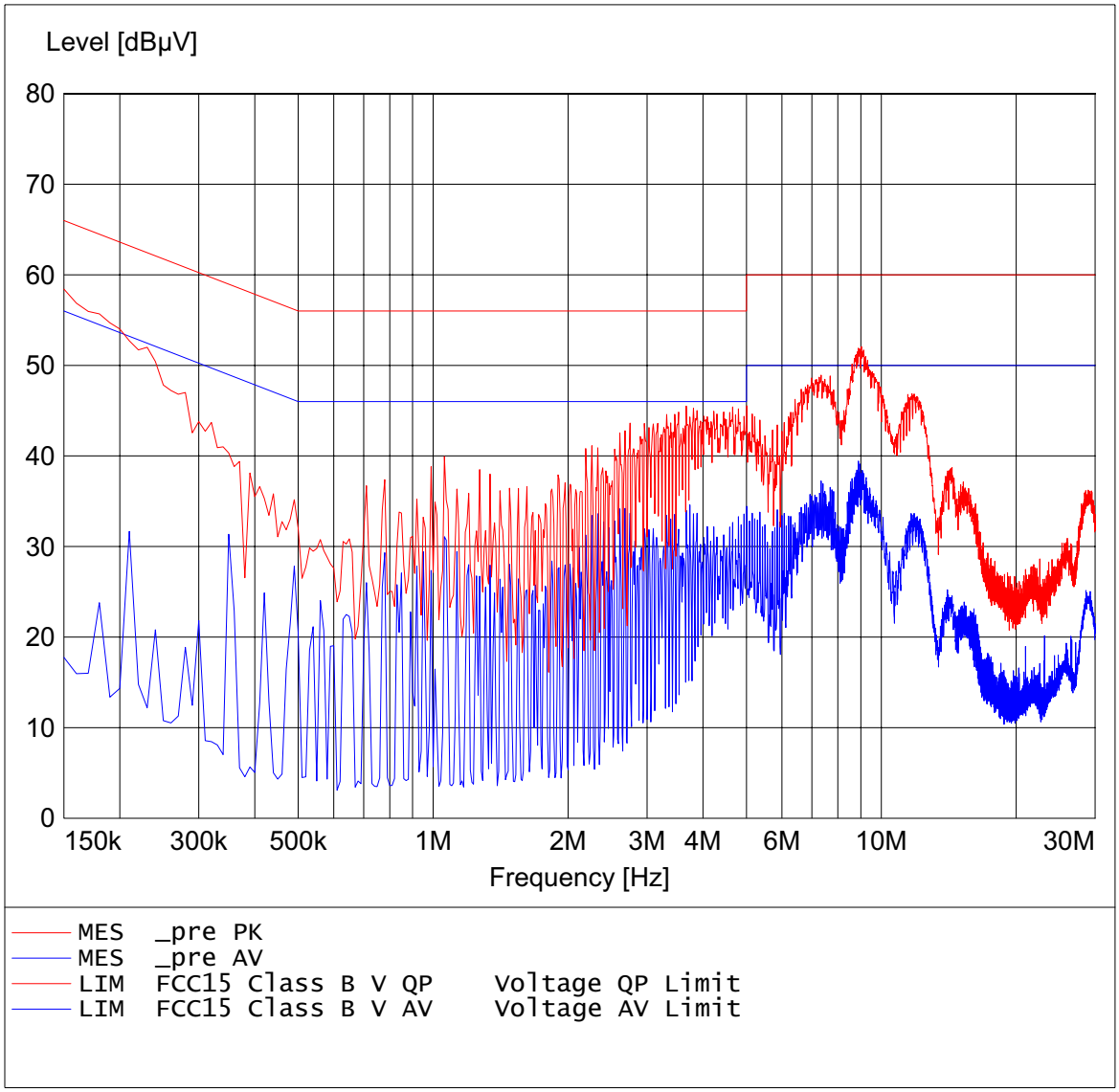

Appendix H

Pictures

Appendix

A Peak Output Power
B Spurious Emissions radiated – Transmitter operating
C Band Edge Measurement
D Minimum 6dB Bandwidth
E Peak Power Spectral Density
F Radiated Emissions from Receiver Section of Transceiver
G Power Line Conducted Emission
H Pictures

Appendix A

Peak Output Power

The measurement diagram are wideband pre-scan results; only for reference.

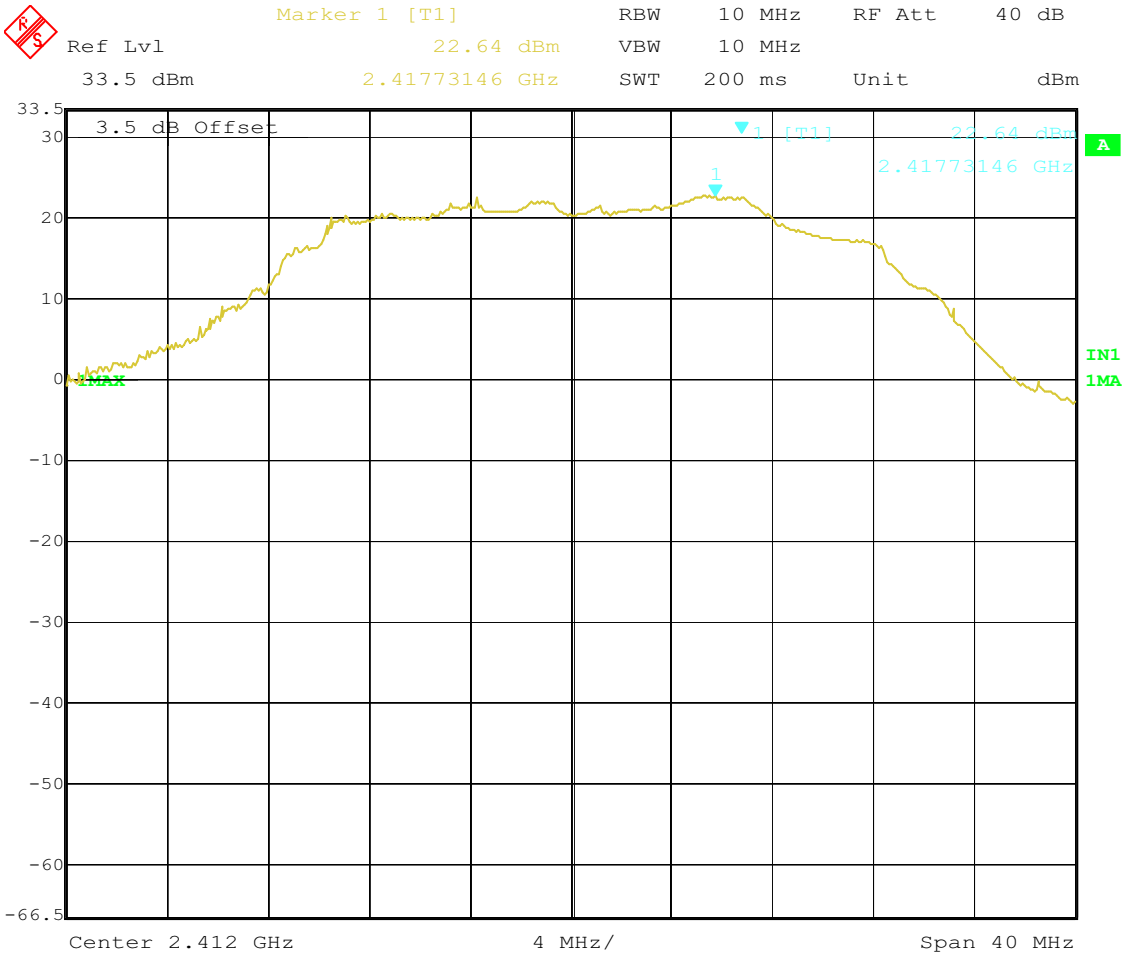

Title: MAX OUTPUT POWER 802.11g CH 1
Date: 6.JUN.2006 14:27:23

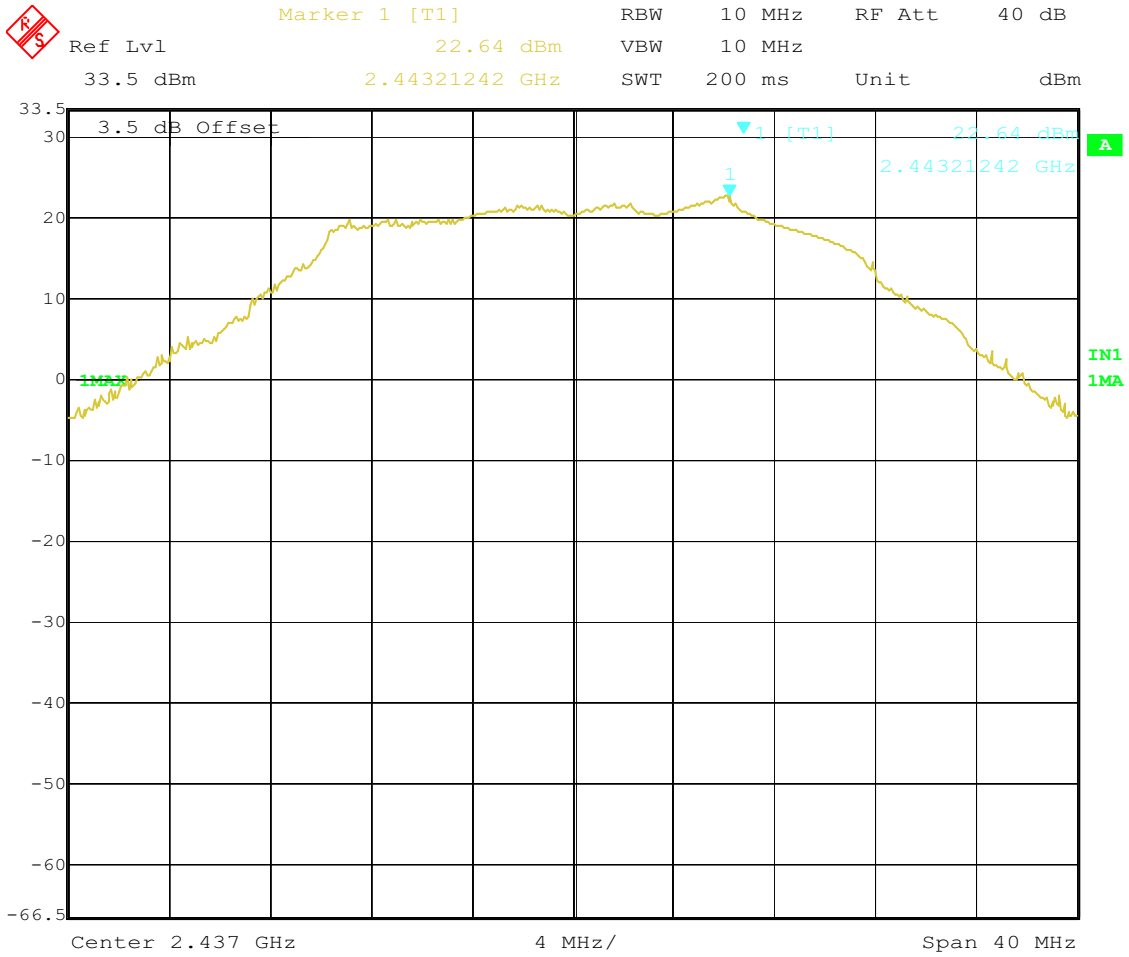

Title: MAX OUTPUT POWER 802.11g CH 6
Date: 6.JUN.2006 14:28:54

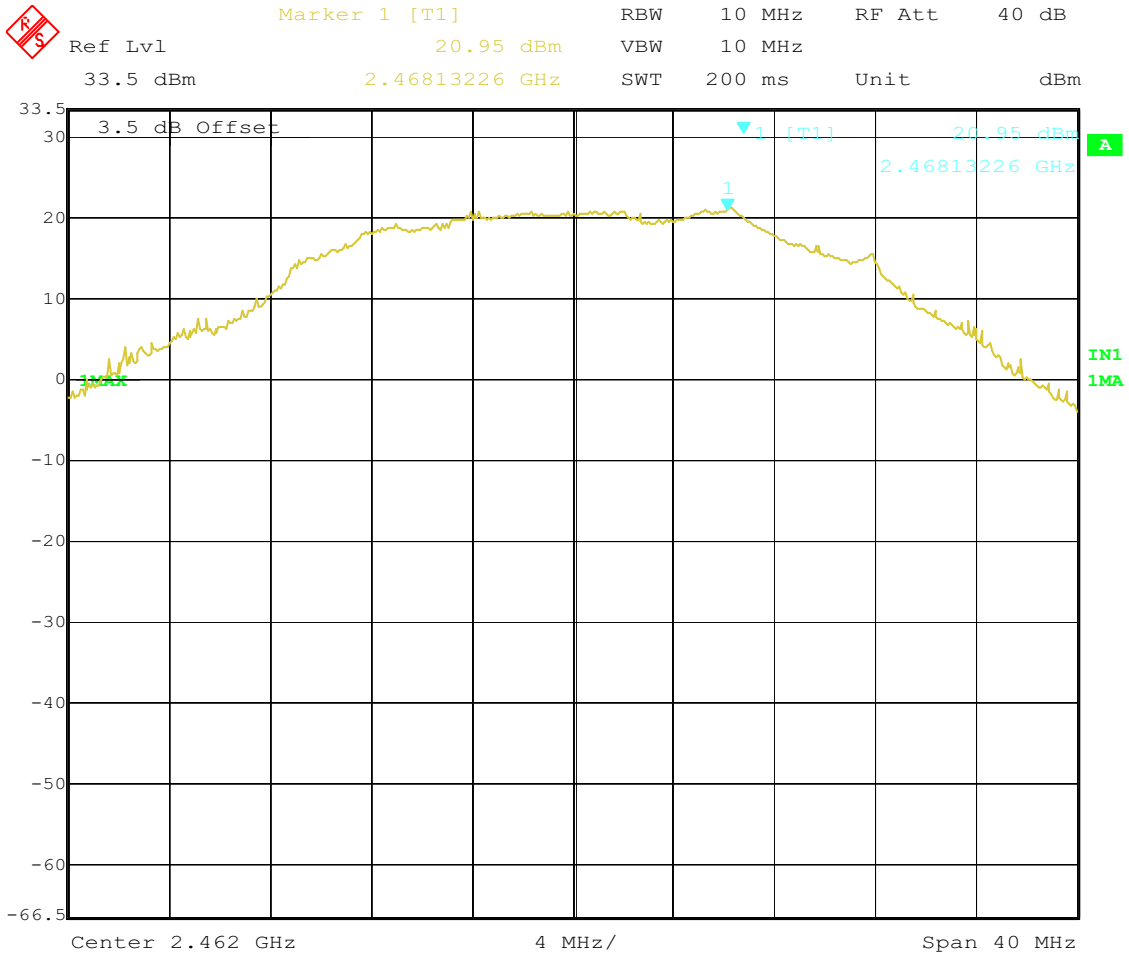

Title: MAX OUTPUT POWER 802.11g CH11
Date: 6.JUN.2006 14:30:09

Carrier power (Field Strength)

FCC RULES PART 15, SUBPART C

EUT:	Integrated High Powered Access Point
MODEL NO:	IWE3302 802.11g low channel
Approval Holder:	Interepoch Technology,Inc.
Test Site / Operator:	ETS / Dennis
Temperature/Voltage:	Temp.: 24.9°C/ Unom.: 120 VAC (ac / dc adaptor)
Test Specification:	according to §15.247
Comment 1:	Dist.: 3m, Ant.: HL025
	Freq: 2.415GHz, Emax: 92.34dBµV/m, RBW: 1MHz

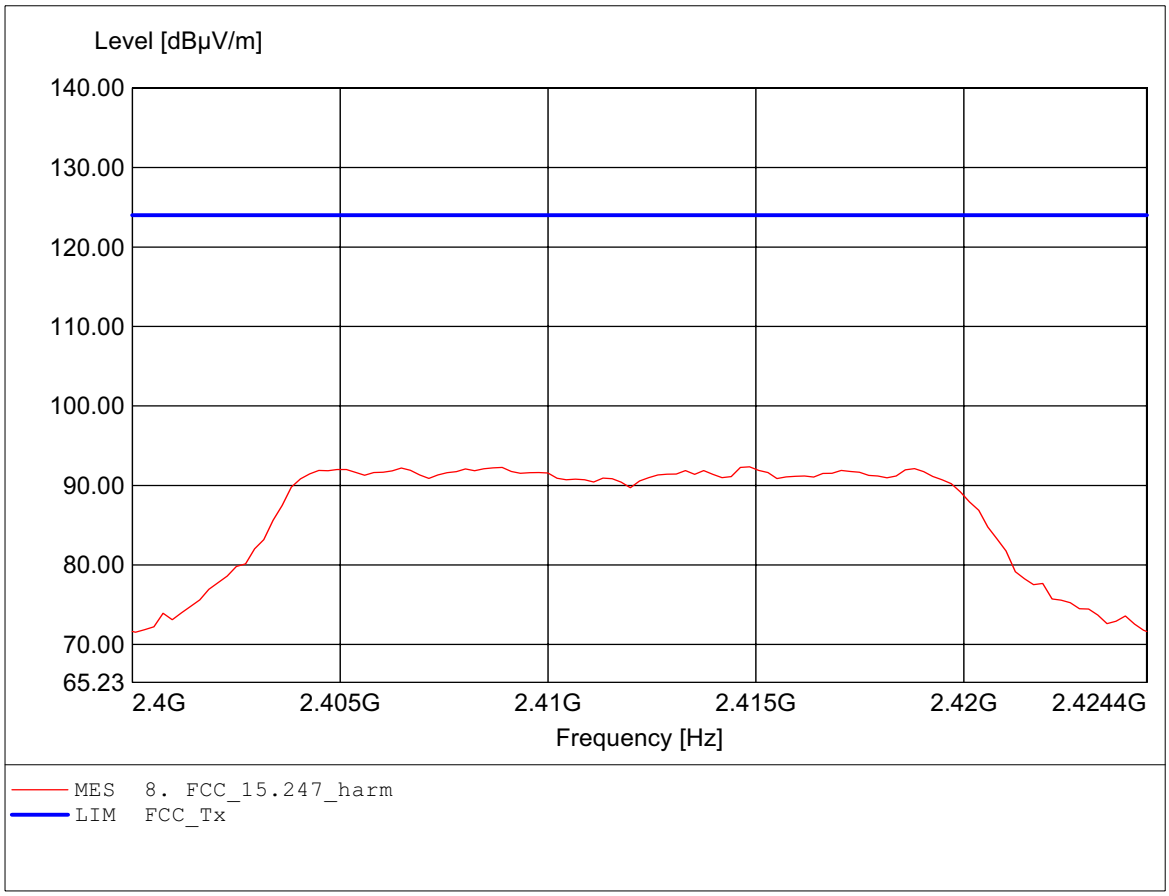

Carrier power (Field Strength)

FCC RULES PART 15, SUBPART C

EUT:	Integrated High Powered Access Point
MODEL NO:	IWE3302 802.11g low channel
Approval Holder:	Interepoch Technology,Inc.
Test Site / Operator:	ETS / Dennis
Temperature/Voltage:	Temp.: 24.9°C/ Unom.: 120 VAC (ac / dc adaptor)
Test Specification:	according to §15.247
Comment 1:	Dist.: 3m, Ant.: HL025
	Freq: 2.410GHz, Emax: 101.73dBµV/m, RBW: 1MHz

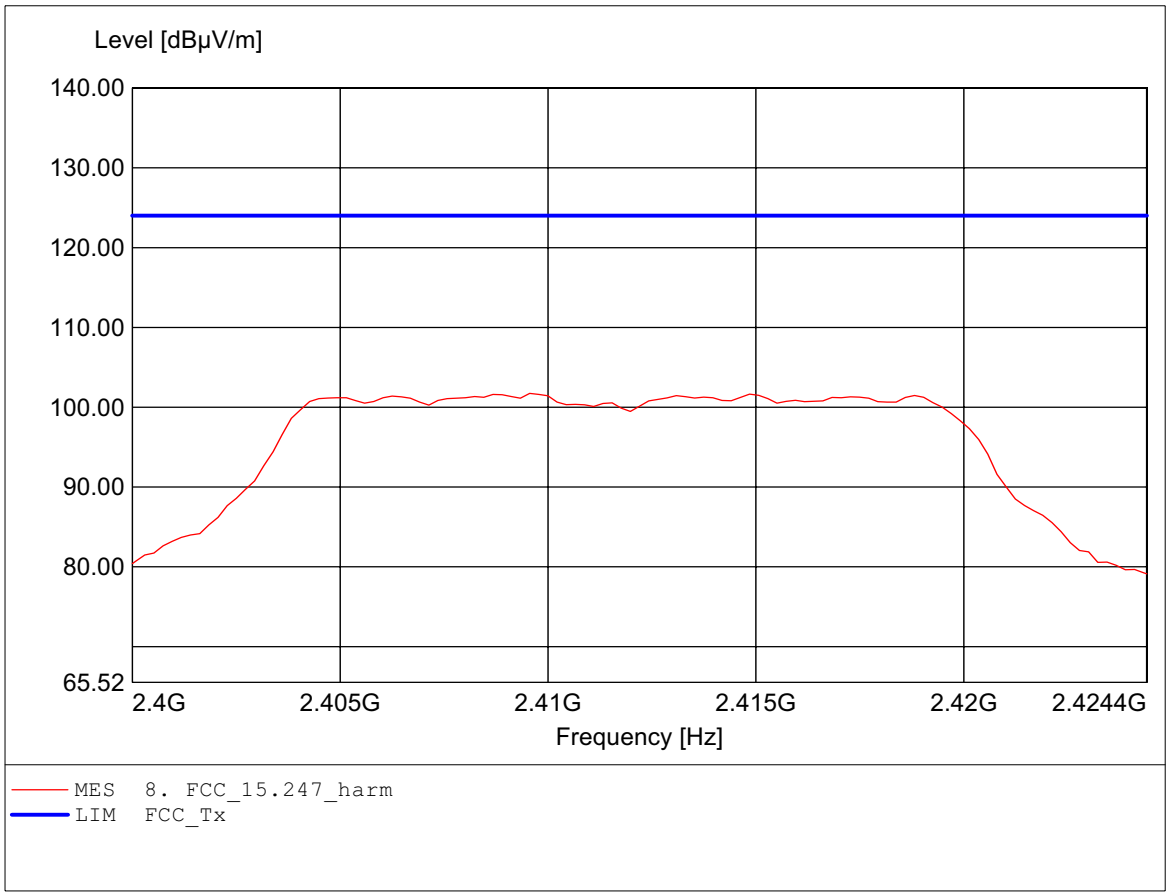

Carrier power (Field Strength)

FCC RULES PART 15, SUBPART C

EUT:	Integrated High Powered Access Point
MODEL NO:	IWE3302 802.11g middle channel
Approval Holder:	Interepoch Technology,Inc.
Test Site / Operator:	ETS / Dennis
Temperature/Voltage:	Temp.: 24.9°C/ Unom.: 120 VAC (ac / dc adaptor)
Test Specification:	according to §15.247
Comment 1:	Dist.: 3m, Ant.: HL025
	Freq: 2.439GHz, Emax: 91.97dBµV/m, RBW: 1MHz

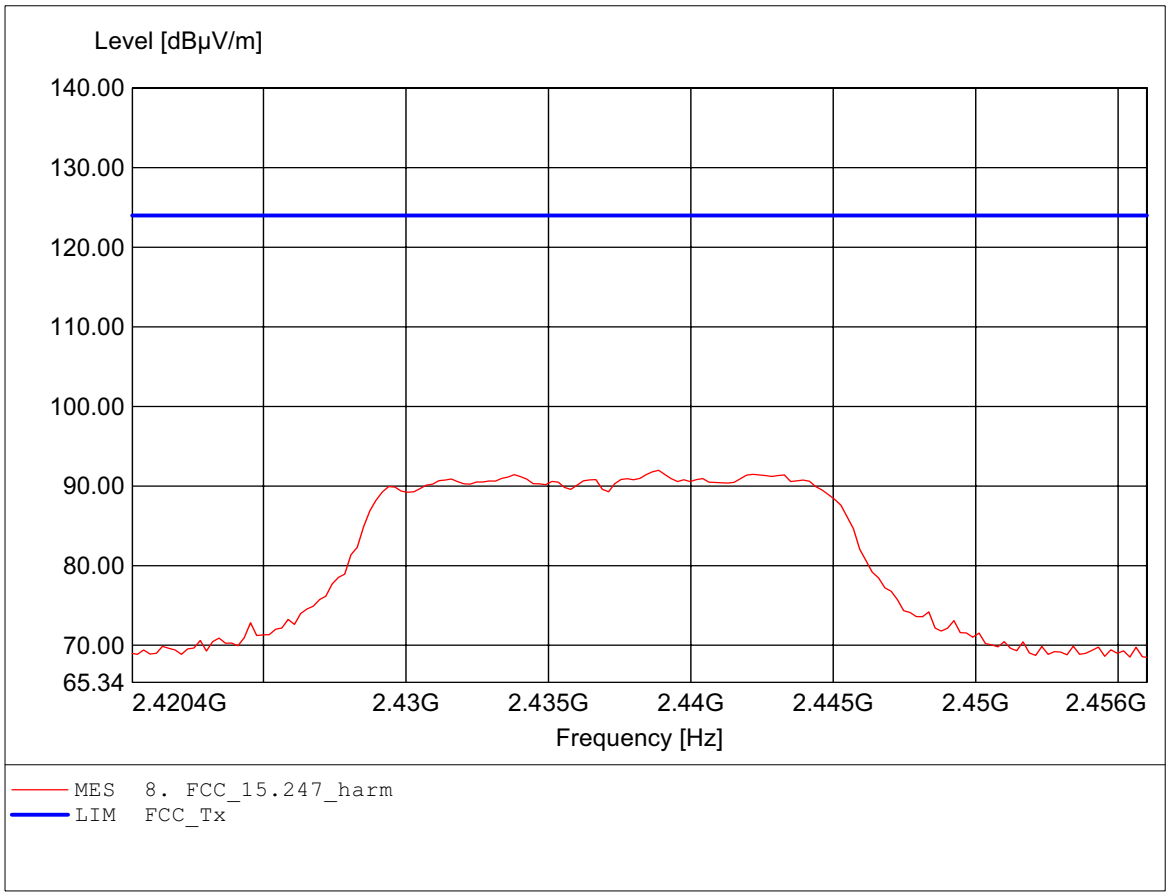

Carrier power (Field Strength)

FCC RULES PART 15, SUBPART C

EUT:	Integrated High Powered Access Point
MODEL NO:	IWE3302 802.11g middle channel
Approval Holder:	Interepoch Technology,Inc.
Test Site / Operator:	ETS / Dennis
Temperature/Voltage:	Temp.: 24.9°C/ Unom.: 120 VAC (ac / dc adaptor)
Test Specification:	according to §15.247
Comment 1:	Dist.: 3m, Ant.: HL025
	Freq: 2.439GHz, Emax: 101.16dBµV/m, RBW: 1MHz

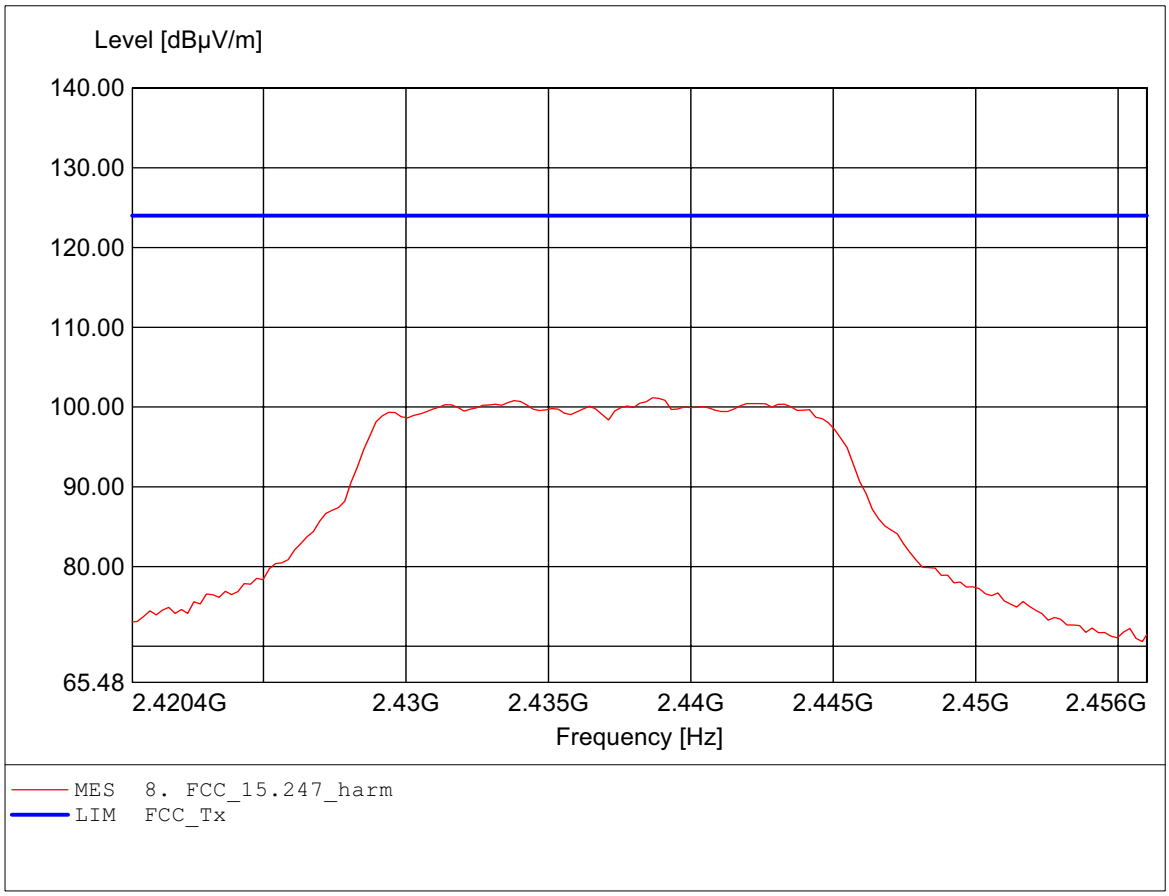

Carrier power (Field Strength)

FCC RULES PART 15, SUBPART C

EUT:	Integrated High Powered Access Point
MODEL NO:	IWE3302 802.11g high channel
Approval Holder:	Interepoch Technology,Inc.
Test Site / Operator:	ETS / Dennis
Temperature/Voltage:	Temp.: 24.9°C/ Unom.: 120 VAC (ac / dc adaptor)
Test Specification:	according to §15.247
Comment 1:	Dist.: 3m, Ant.: HL025
	Freq: 2.460GHz, Emax: 92.21dBµV/m, RBW: 1MHz

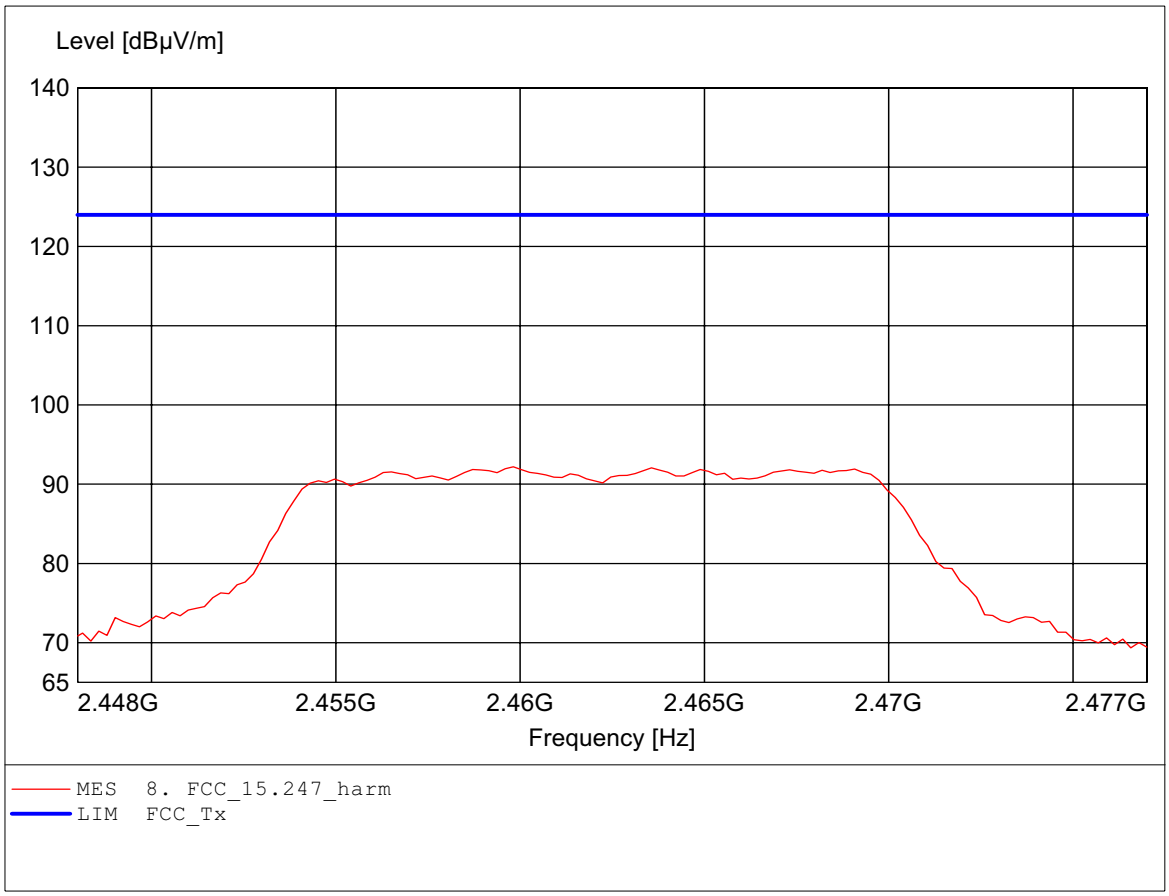

Carrier power (Field Strength)

FCC RULES PART 15, SUBPART C

EUT:	Integrated High Powered Access Point
MODEL NO:	IWE3302 802.11g high channel
Approval Holder:	Interepoch Technology,Inc.
Test Site / Operator:	ETS / Dennis
Temperature/Voltage:	Temp.: 24.9°C/ Unom.: 120 VAC (ac / dc adaptor)
Test Specification:	according to §15.247
Comment 1:	Dist.: 3m, Ant.: HL025
	Freq: 2.460GHz, Emax: 98.19dBµV/m, RBW: 1MHz

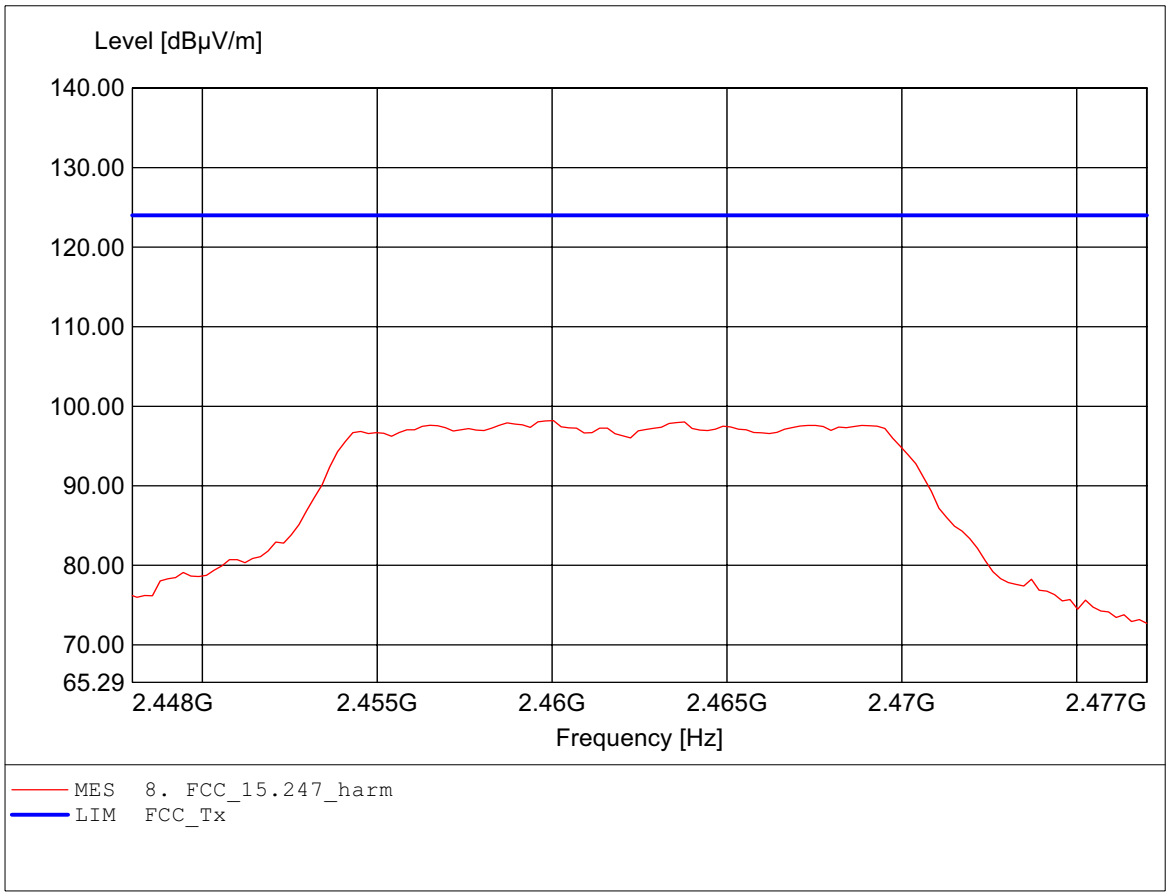

Appendix B

Spurious Emissions radiated – Transmitter operating

The measurement diagram are wideband pre-scan results; only for reference.

Spurious emissions Field Strength

FCC RULES PART 15, SUBPART C

EUT:	Integrated High Powered Access Point
MODEL NO:	IWE3302 802.11g low channel
Approval Holder:	Interepoch Technology,Inc.
Test Site / Operator:	ETS / Dennis
Temperature/Voltage:	Temp.: 23.5°C/ Unom.: 120 VAC (ac / dc adaptor)
Test Specification:	according to §15.247
Comment 1:	Dist.: 3m, Ant.: HK 116
	Freq: 125.050MHz, Emax: 43.25dBµV/m, RBW: 100kHz

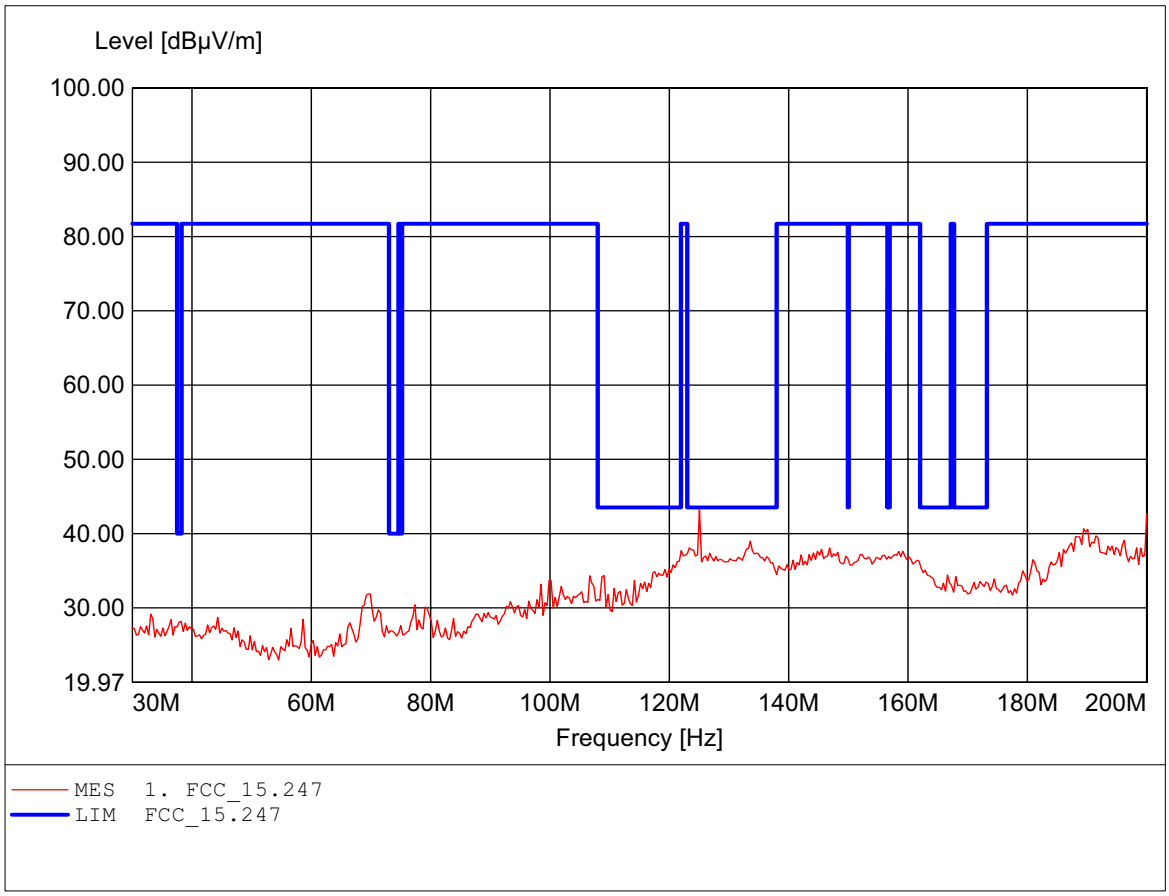

Spurious emissions Field Strength

FCC RULES PART 15, SUBPART C

EUT:	Integrated High Powered Access Point
MODEL NO:	IWE3302 802.11g low channel
Approval Holder:	Interepoch Technology,Inc.
Test Site / Operator:	ETS / Dennis
Temperature/Voltage:	Temp.: 23.5°C/ Unom.: 120 VAC (ac / dc adaptor)
Test Specification:	according to §15.247
Comment 1:	Dist.: 3m, Ant.: HK 116
	Freq: 125.050MHz, Emax: 41.63dBµV/m, RBW: 100kHz

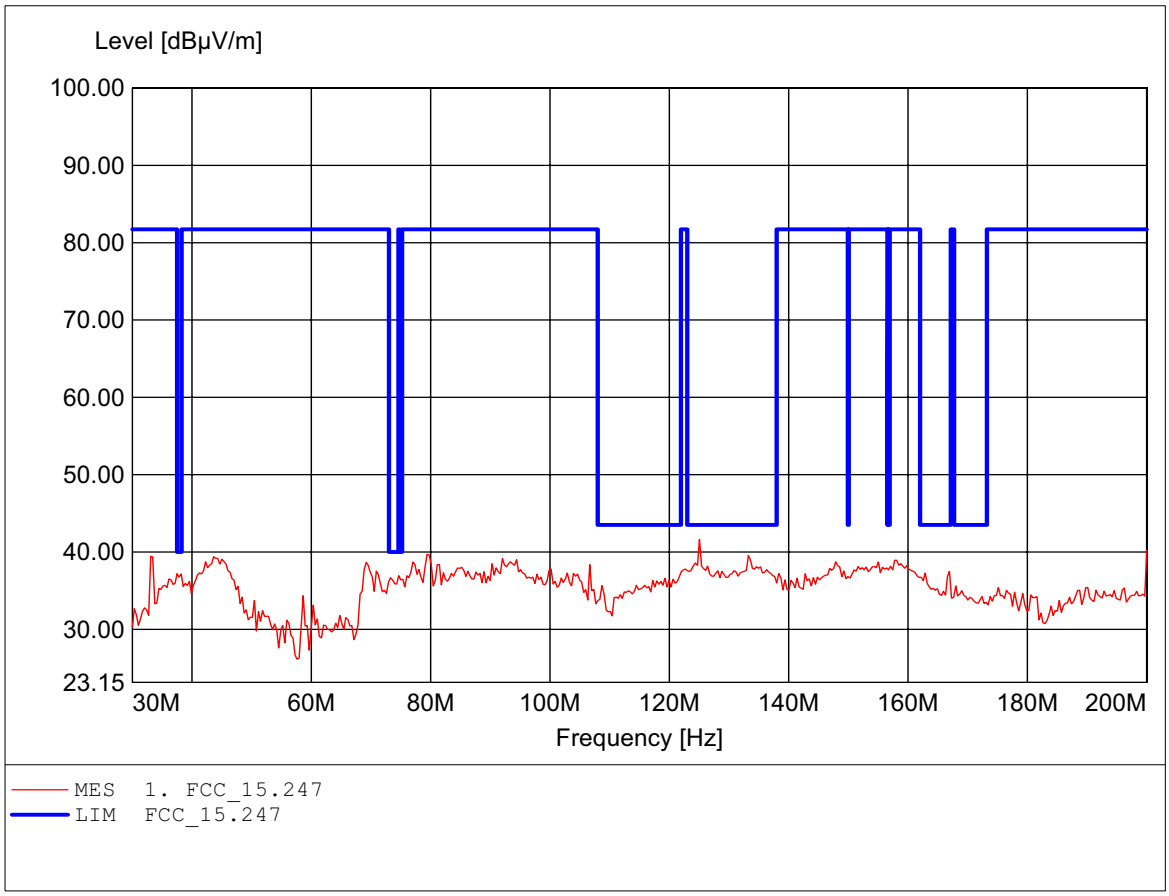

Spurious emissions Field Strength

FCC RULES PART 15, SUBPART C

EUT:	Integrated High Powered Access Point
MODEL NO:	IWE3302 802.11g low channel
Approval Holder:	Interepoch Technology,Inc.
Test Site / Operator:	ETS / Dennis
Temperature/Voltage:	Temp.: 23.5°C/ Unom.: 120 VAC (ac / dc adaptor)
Test Specification:	according to §15.247
Comment 1:	Dist.: 3m, Ant.: HL 223, amplif.
	Freq: 799.599MHz, Emax: 51.56dBµV/m, RBW: 100kHz

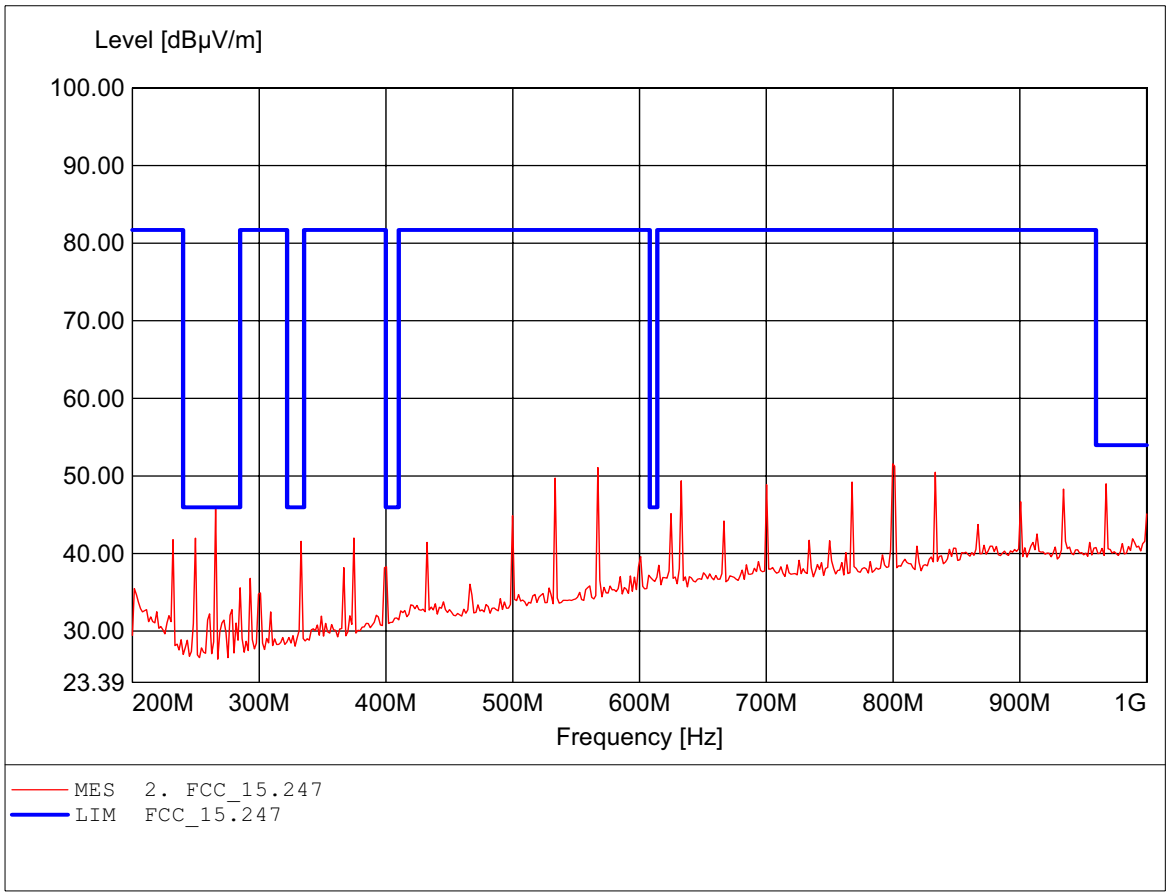

Spurious emissions Field Strength

FCC RULES PART 15, SUBPART C

EUT:	Integrated High Powered Access Point
MODEL NO:	IWE3302 802.11g low channel
Approval Holder:	Interepoch Technology,Inc.
Test Site / Operator:	ETS / Dennis
Temperature/Voltage:	Temp.: 23.5°C/ Unom.: 120 VAC (ac / dc adaptor)
Test Specification:	according to §15.247
Comment 1:	Dist.: 3m, Ant.: HL 223, amplif.
	Freq: 833.267MHz, Emax: 48.43dBµV/m, RBW: 100kHz

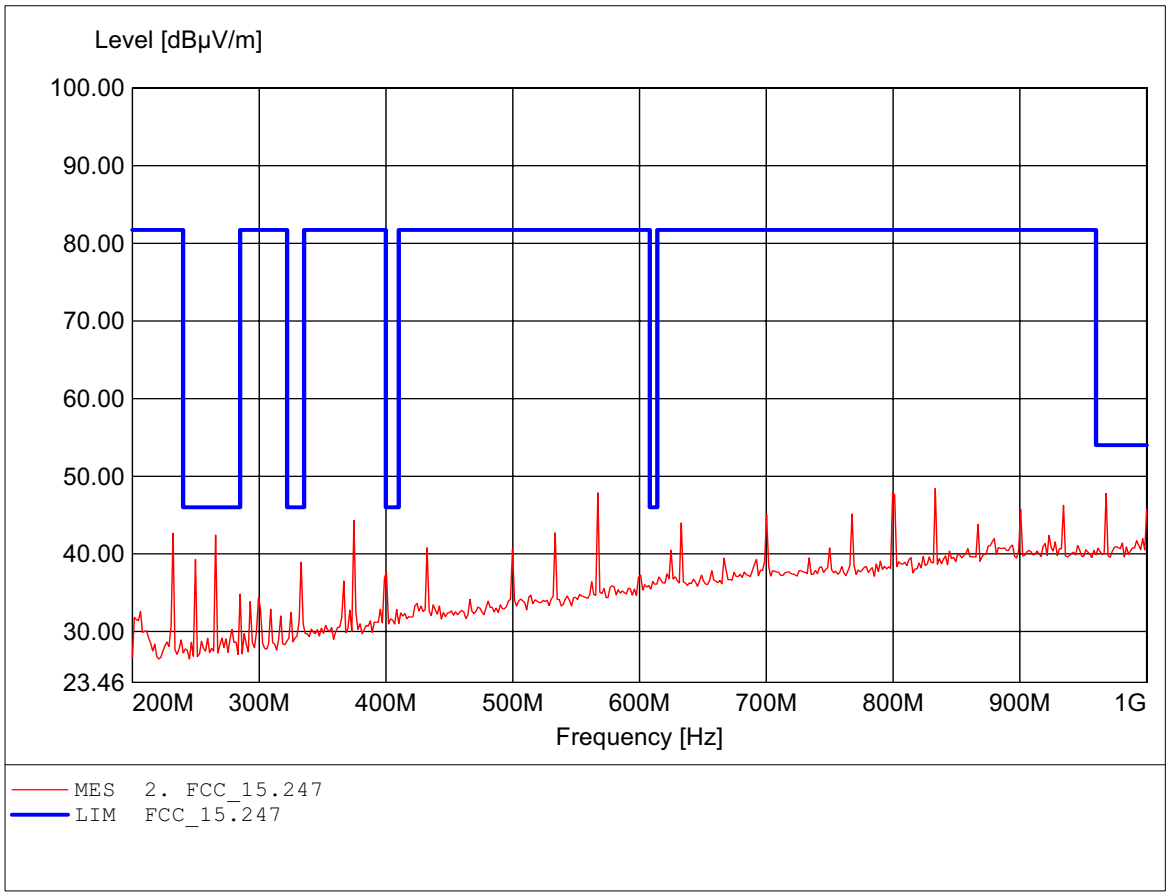

Spurious emissions Field Strength

FCC RULES PART 15, SUBPART C

EUT:	Integrated High Powered Access Point
MODEL NO:	IWE3302 802.11g low channel
Approval Holder:	Interepoch Technology,Inc.
Test Site / Operator:	ETS / Dennis
Temperature/Voltage:	Temp.: 23.5°C/ Unom.: 120 VAC (ac / dc adaptor)
Test Specification:	according to §15.247, peak detector
Comment 1:	Dist.: 3m, Ant.: HL025, amplif.
	Freq: 2.395GHz, Emax: 63.38dBµV/m, RBW: 1MHz

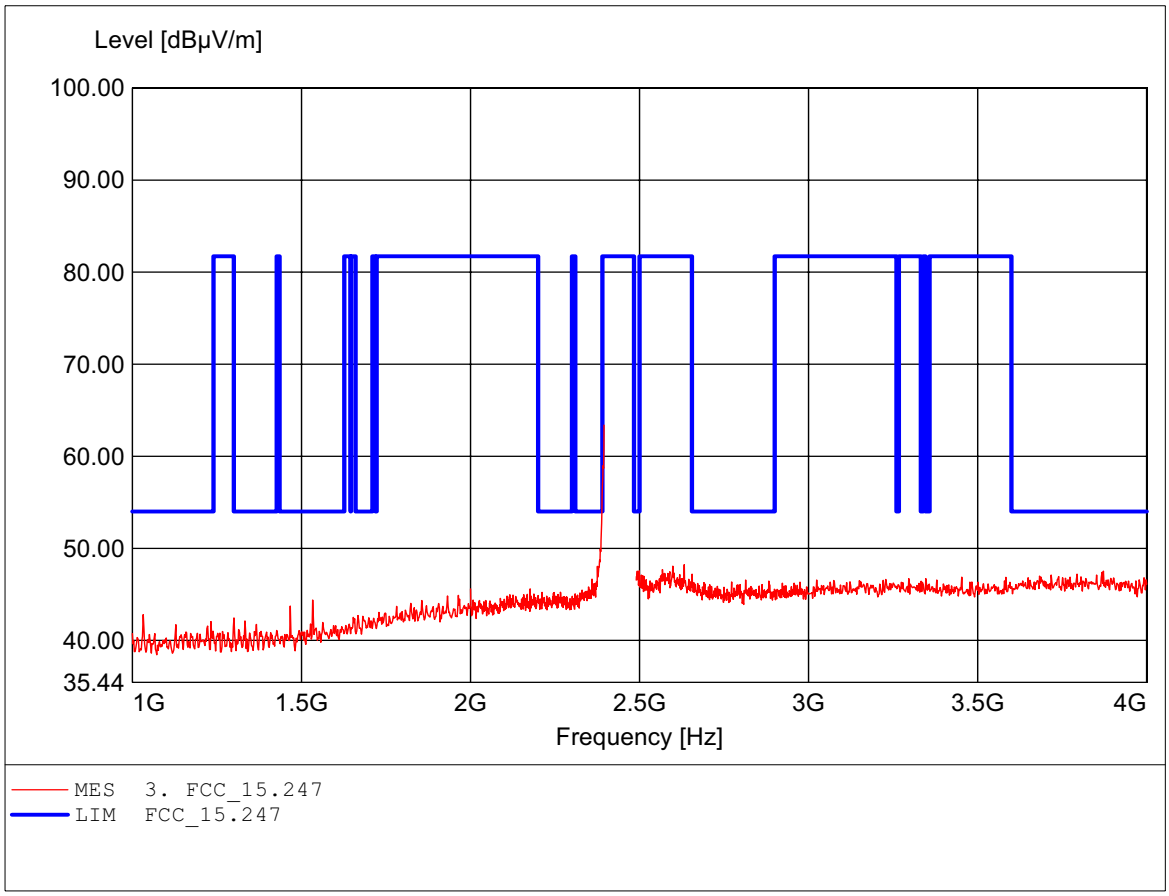

Spurious emissions Field Strength

FCC RULES PART 15, SUBPART C

EUT:	Integrated High Powered Access Point
MODEL NO:	IWE3302 802.11g low channel
Approval Holder:	Interepoch Technology,Inc.
Test Site / Operator:	ETS / Dennis
Temperature/Voltage:	Temp.: 23.5°C/ Unom.: 120 VAC (ac / dc adaptor)
Test Specification:	according to §15.247, peak detector
Comment 1:	Dist.: 3m, Ant.: HL025, amplif.
	Freq: 2.395GHz, Emax: 77.86dBµV/m, RBW: 1MHz

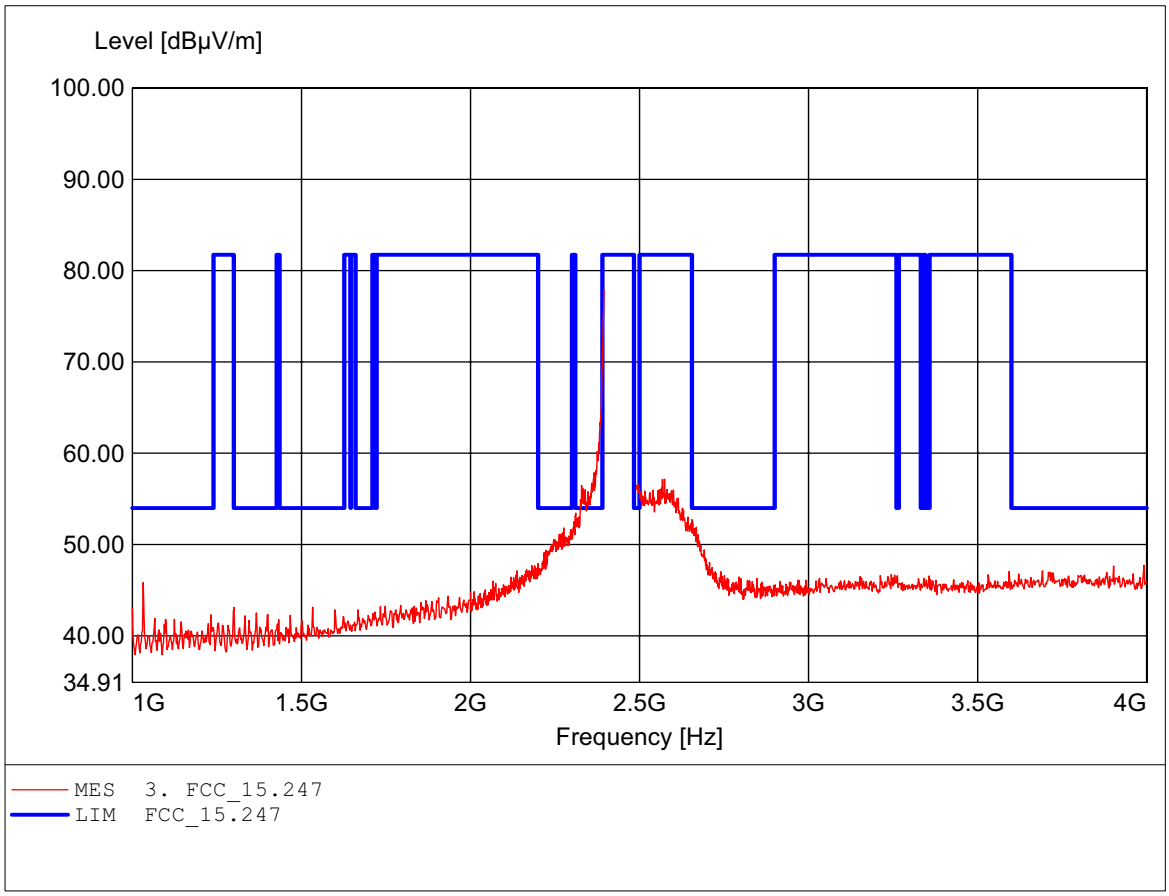

Spurious emissions Field Strength

FCC RULES PART 15, SUBPART C

EUT:	Integrated High Powered Access Point
MODEL NO:	IWE3302 802.11g low channel
Approval Holder:	Interepoch Technology,Inc.
Test Site / Operator:	ETS / Dennis
Temperature/Voltage:	Temp.: 23.5°C/ Unom.: 120 VAC (ac / dc adaptor)
Test Specification:	according to §15.247, peak detector
Comment 1:	Dist.: 3m, Ant.: HL025, ampl.+HP.
	Freq: 7.190GHz, Emax: 51.45dBµV/m, RBW: 1MHz

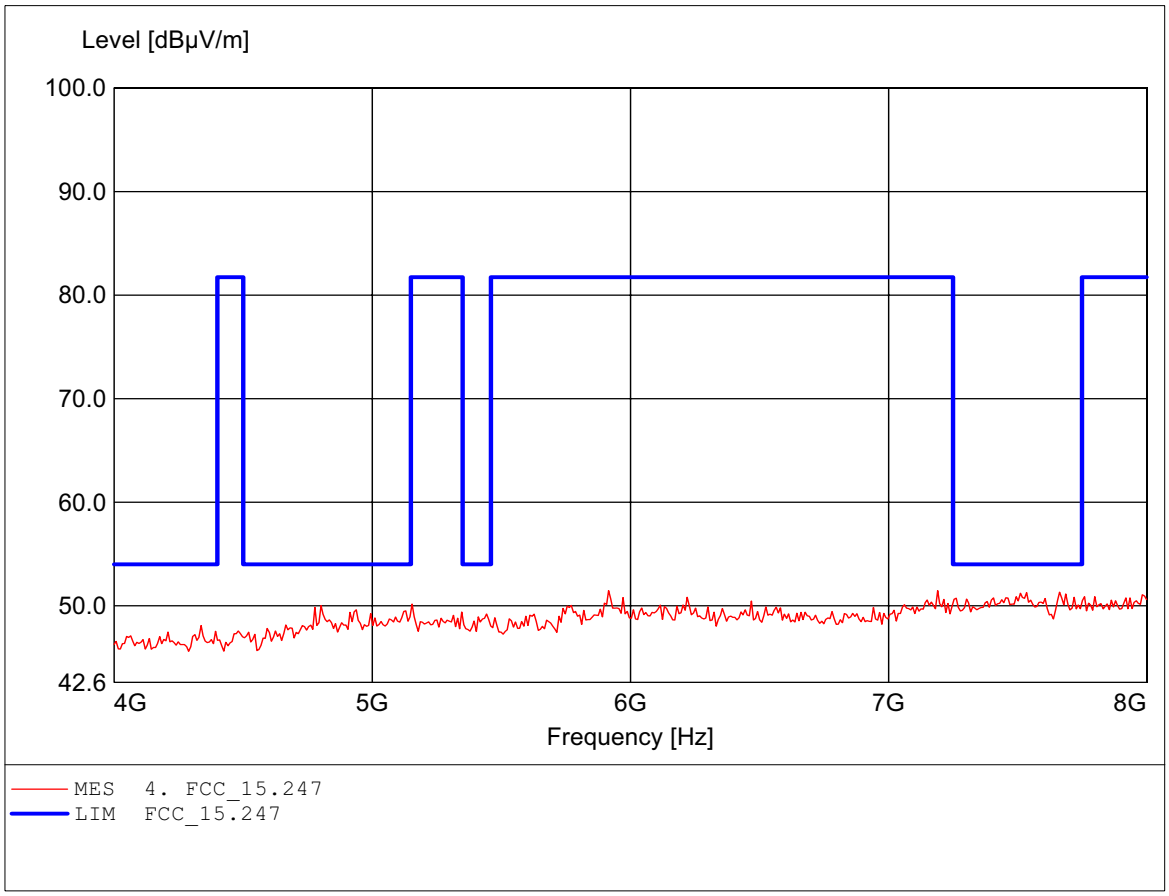

Spurious emissions Field Strength

FCC RULES PART 15, SUBPART C

EUT:	Integrated High Powered Access Point
MODEL NO:	IWE3302 802.11g low channel
Approval Holder:	Interepoch Technology,Inc.
Test Site / Operator:	ETS / Dennis
Temperature/Voltage:	Temp.: 23.5°C/ Unom.: 120 VAC (ac / dc adaptor)
Test Specification:	according to §15.247, peak detector
Comment 1:	Dist.: 3m, Ant.: HL025, ampl.+HP.
	Freq: 7.599GHz, Emax: 51.76dBµV/m, RBW: 1MHz

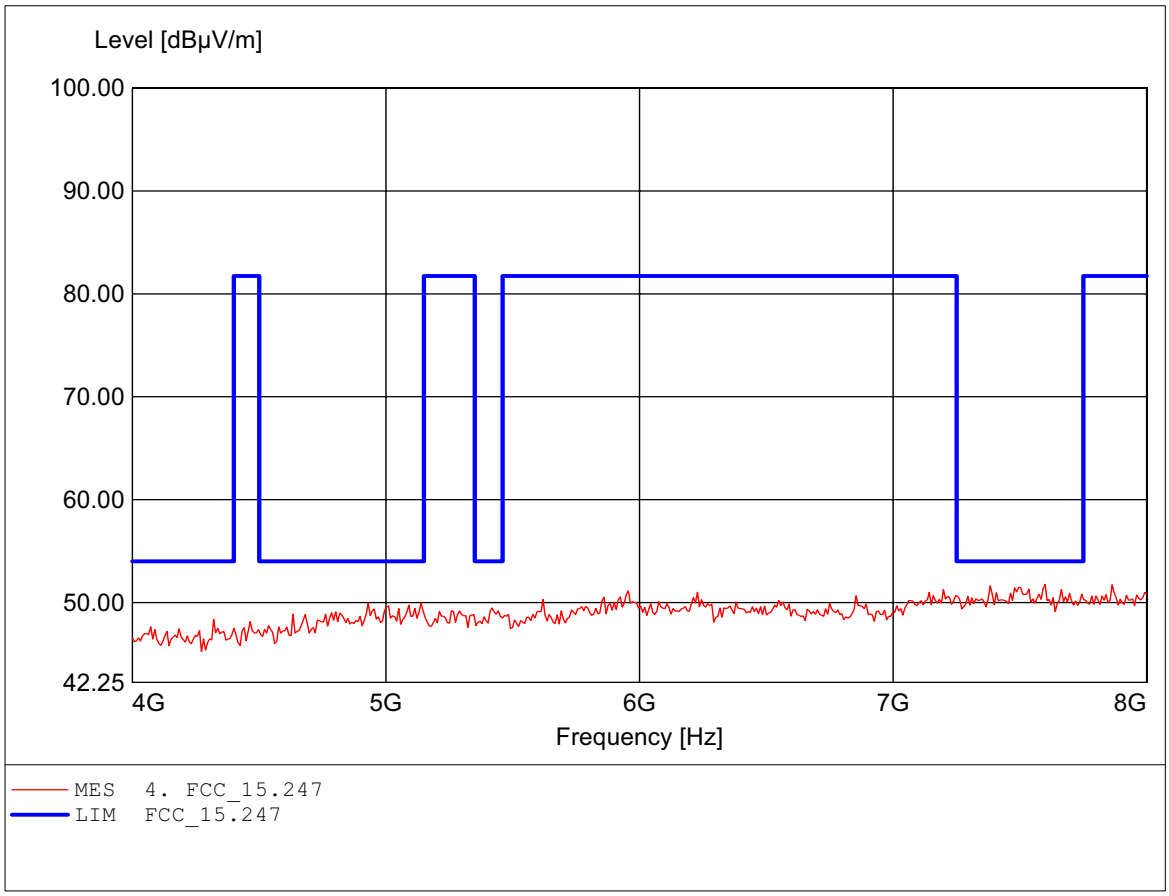

Spurious emissions Field Strength

FCC RULES PART 15, SUBPART C

EUT:	Integrated High Powered Access Point
MODEL NO:	IWE3302 802.11g low channel
Approval Holder:	Interepoch Technology,Inc.
Test Site / Operator:	ETS / Dennis
Temperature/Voltage:	Temp.: 23.5°C/ Unom.: 120 VAC (ac / dc adaptor)
Test Specification:	according to §15.247, peak detector
Comment 1:	Dist.: 3m, Ant.: HL025, ampl.+HP.
	Freq: 11.912GHz, Emax: 48.51dBµV/m, RBW: 1MHz

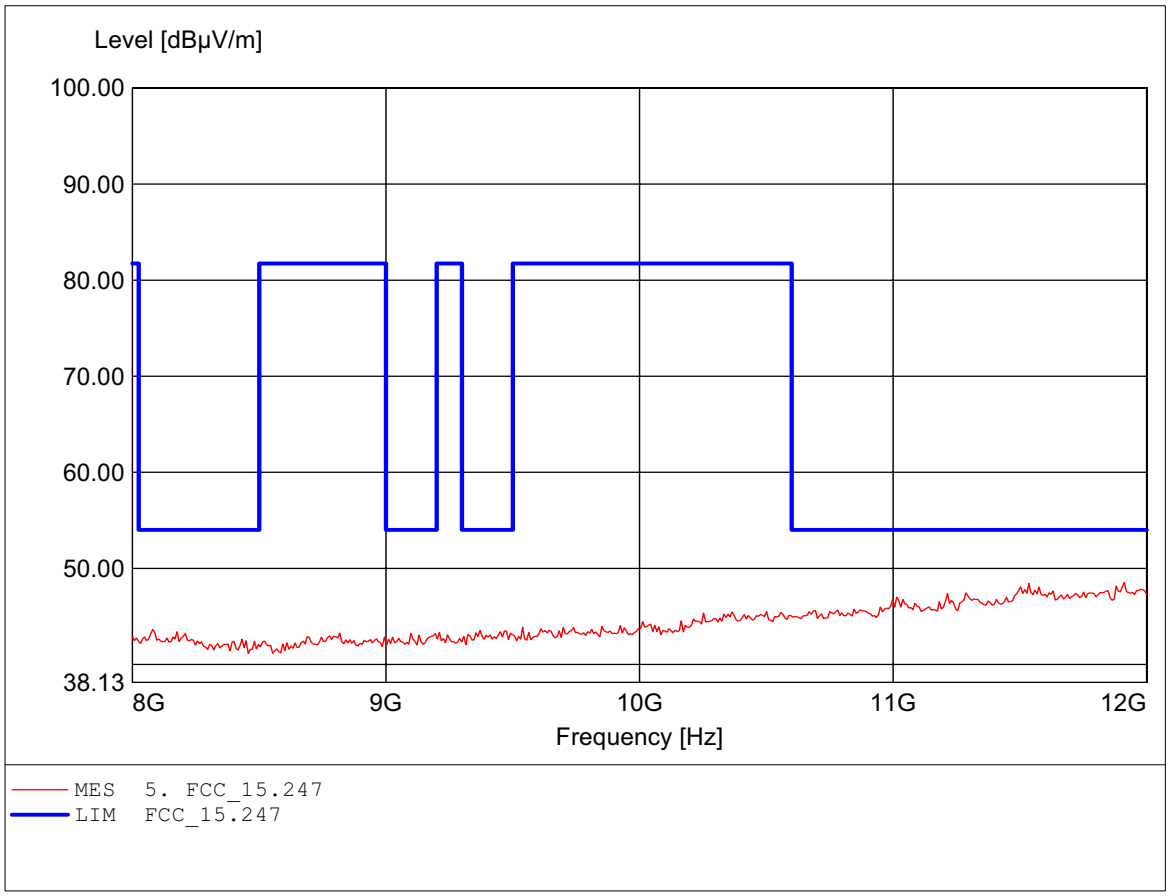

Spurious emissions Field Strength

FCC RULES PART 15, SUBPART C

EUT:	Integrated High Powered Access Point
MODEL NO:	IWE3302 802.11g low channel
Approval Holder:	Interepoch Technology,Inc.
Test Site / Operator:	ETS / Dennis
Temperature/Voltage:	Temp.: 23.5°C/ Unom.: 120 VAC (ac / dc adaptor)
Test Specification:	according to §15.247, peak detector
Comment 1:	Dist.: 3m, Ant.: HL025, ampl.+HP.
	Freq: 11.896GHz, Emax: 48.07dBµV/m, RBW: 1MHz

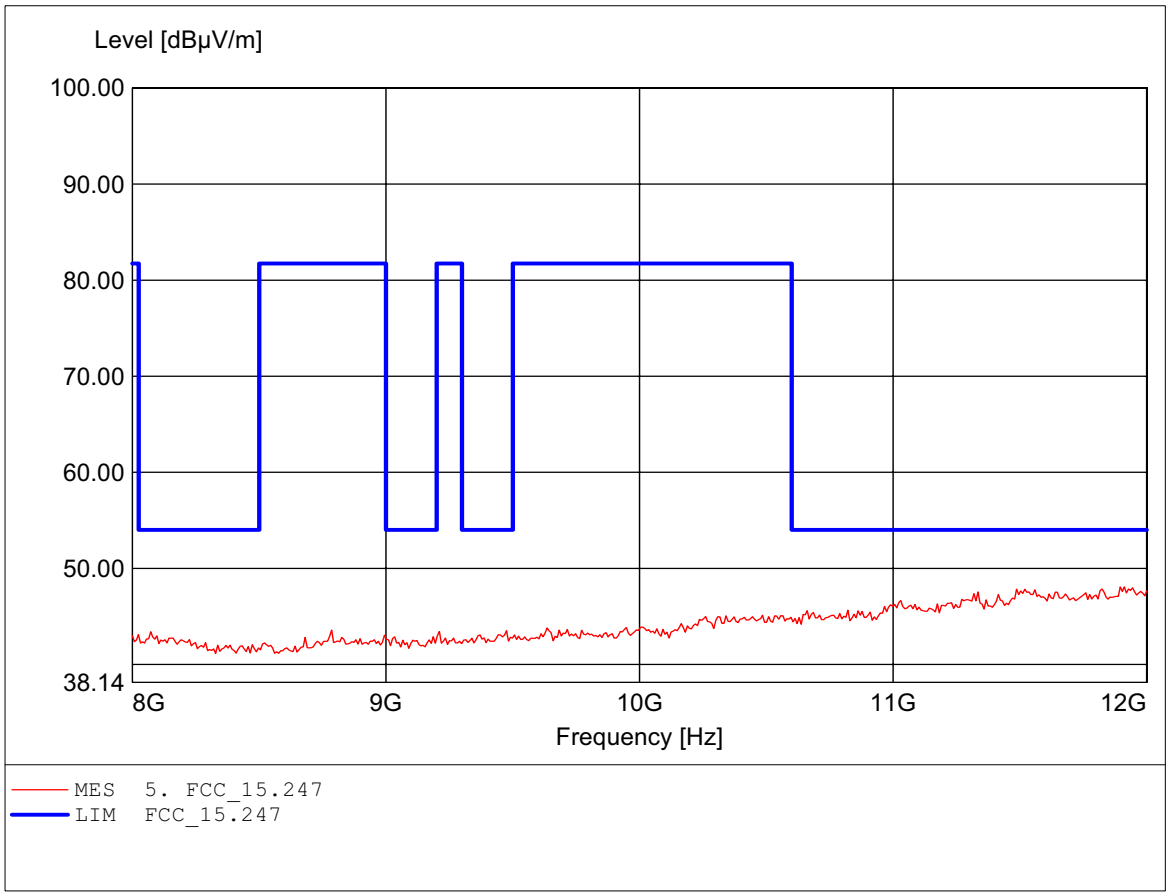

Spurious emissions Field Strength

FCC RULES PART 15, SUBPART C

EUT:	Integrated High Powered Access Point
MODEL NO:	IWE3302 802.11g low channel
Approval Holder:	Interepoch Technology,Inc.
Test Site / Operator:	ETS / Dennis
Temperature/Voltage:	Temp.: 23.5°C/ Unom.: 120 VAC (ac / dc adaptor)
Test Specification:	according to §15.247, peak detector
Comment 1:	Dist.: 3m, Ant.: HL025, ampl.+HP.
	Freq: 15.607GHz, Emax: 52.64dBµV/m, RBW: 1MHz

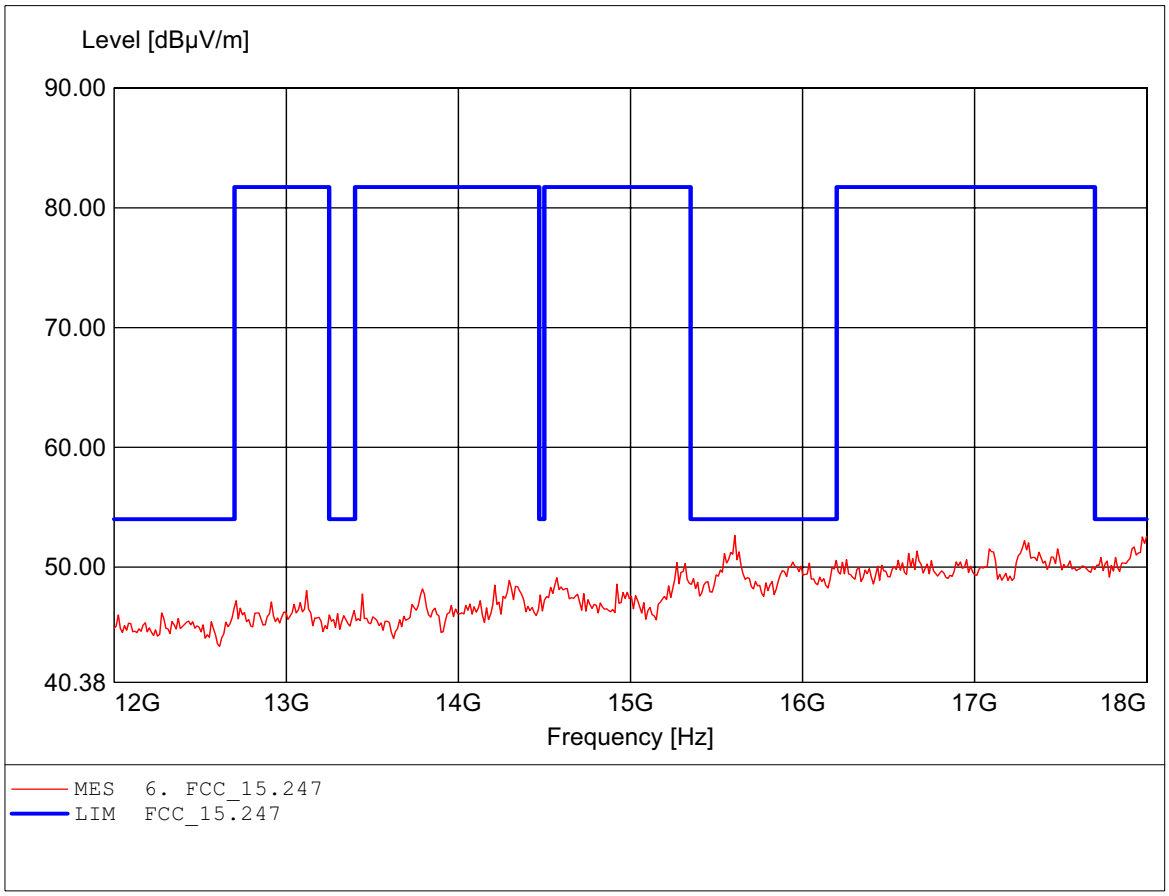

Spurious emissions Field Strength

FCC RULES PART 15, SUBPART C

EUT:	Integrated High Powered Access Point
MODEL NO:	IWE3302 802.11g low channel
Approval Holder:	Interepoch Technology,Inc.
Test Site / Operator:	ETS / Dennis
Temperature/Voltage:	Temp.: 23.5°C/ Unom.: 120 VAC (ac / dc adaptor)
Test Specification:	according to §15.247, peak detector
Comment 1:	Dist.: 3m, Ant.: HL025, ampl.+HP.
	Freq: 18.000GHz, Emax: 52.50dBµV/m, RBW: 1MHz

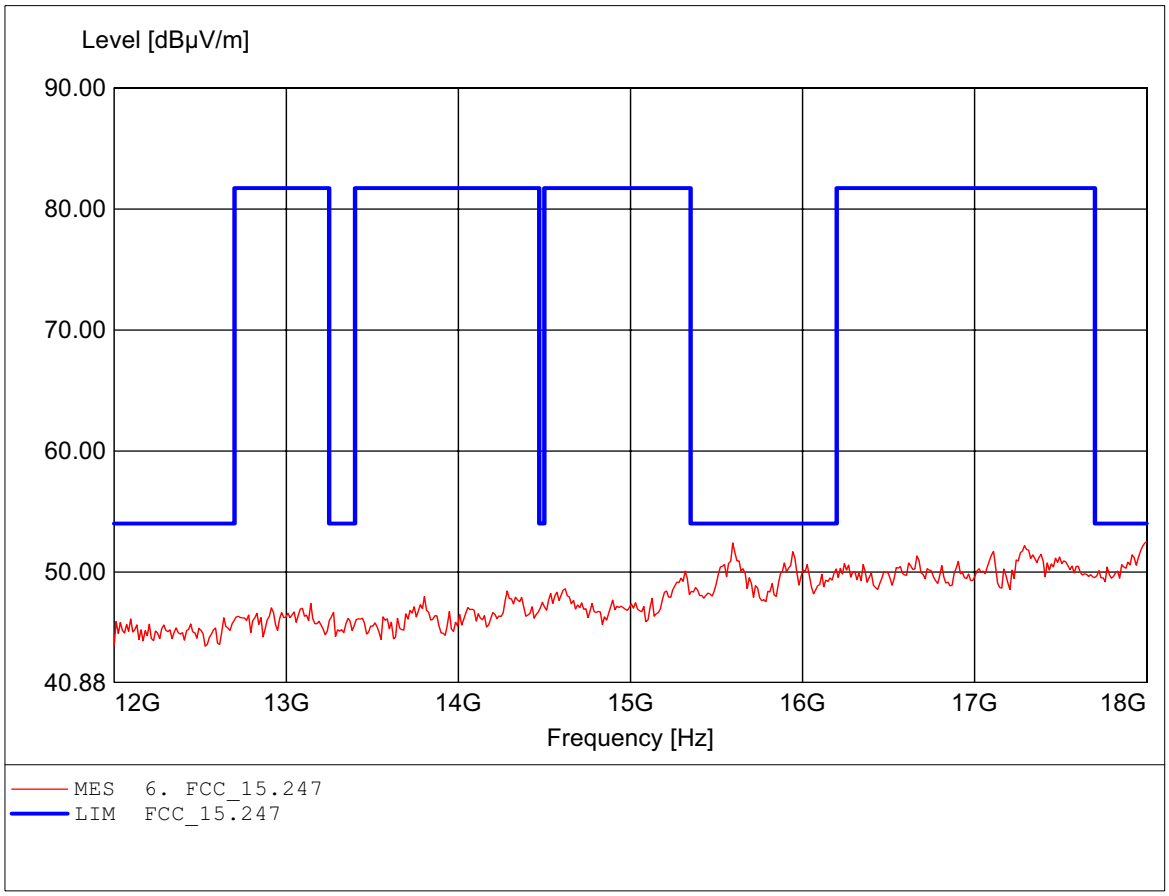

Spurious emissions Field Strength

FCC RULES PART 15, SUBPART C

EUT:	Integrated High Powered Access Point
MODEL NO:	IWE3302 802.11g low channel
Approval Holder:	Interepoch Technology,Inc.
Test Site / Operator:	ETS / Dennis
Temperature/Voltage:	Temp.: 23.5°C/ Unom.: 120 VAC (ac / dc adaptor)
Test Specification:	according to §15.247, peak detector
Comment 1:	Dist.: 3m, Ant.: HL025, amplif.
	Freq: 26.347GHz, Emax: 51.49dBµV/m, RBW: 1MHz

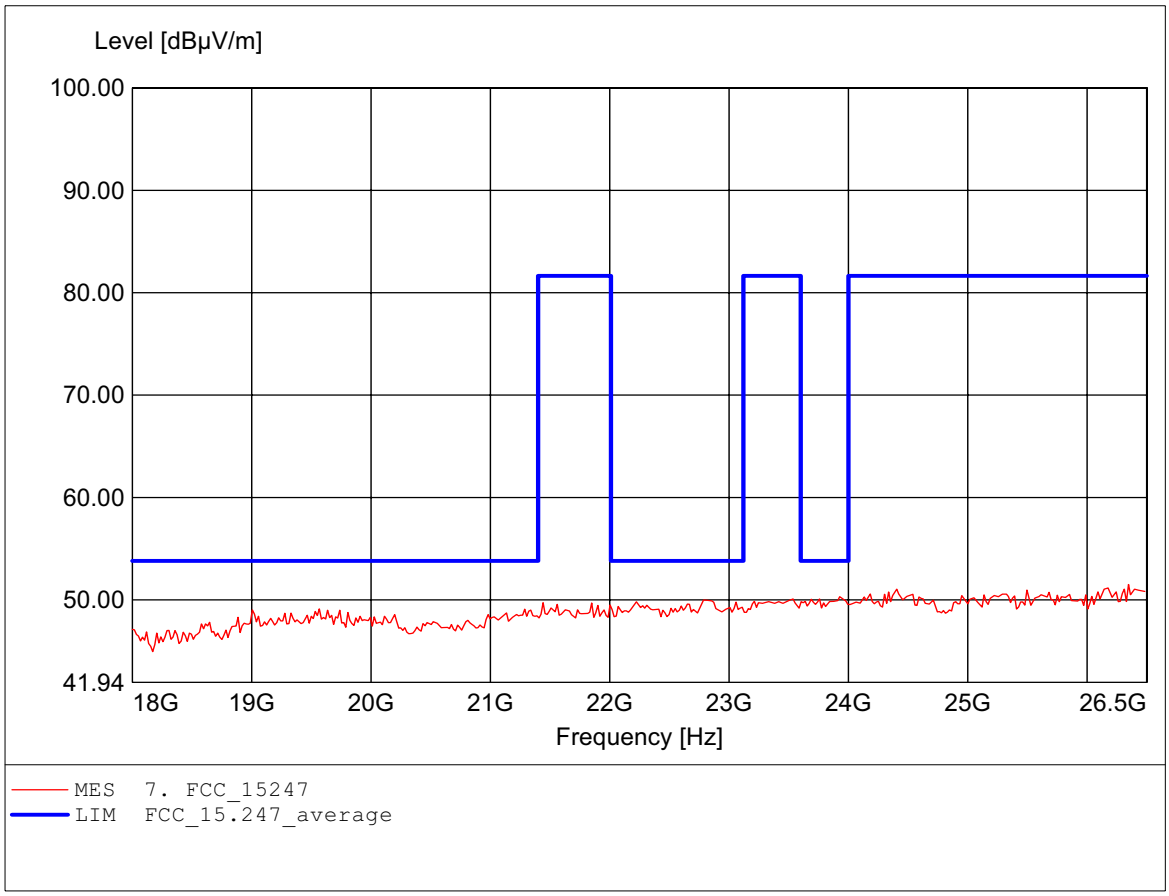

Spurious emissions Field Strength

FCC RULES PART 15, SUBPART C

EUT:	Integrated High Powered Access Point
MODEL NO:	IWE3302 802.11g low channel
Approval Holder:	Interepoch Technology,Inc.
Test Site / Operator:	ETS / Dennis
Temperature/Voltage:	Temp.: 23.5°C/ Unom.: 120 VAC (ac / dc adaptor)
Test Specification:	according to §15.247, peak detector
Comment 1:	Dist.: 3m, Ant.: HL025, amplif.
	Freq: 26.193GHz, Emax: 51.45dBµV/m, RBW: 1MHz

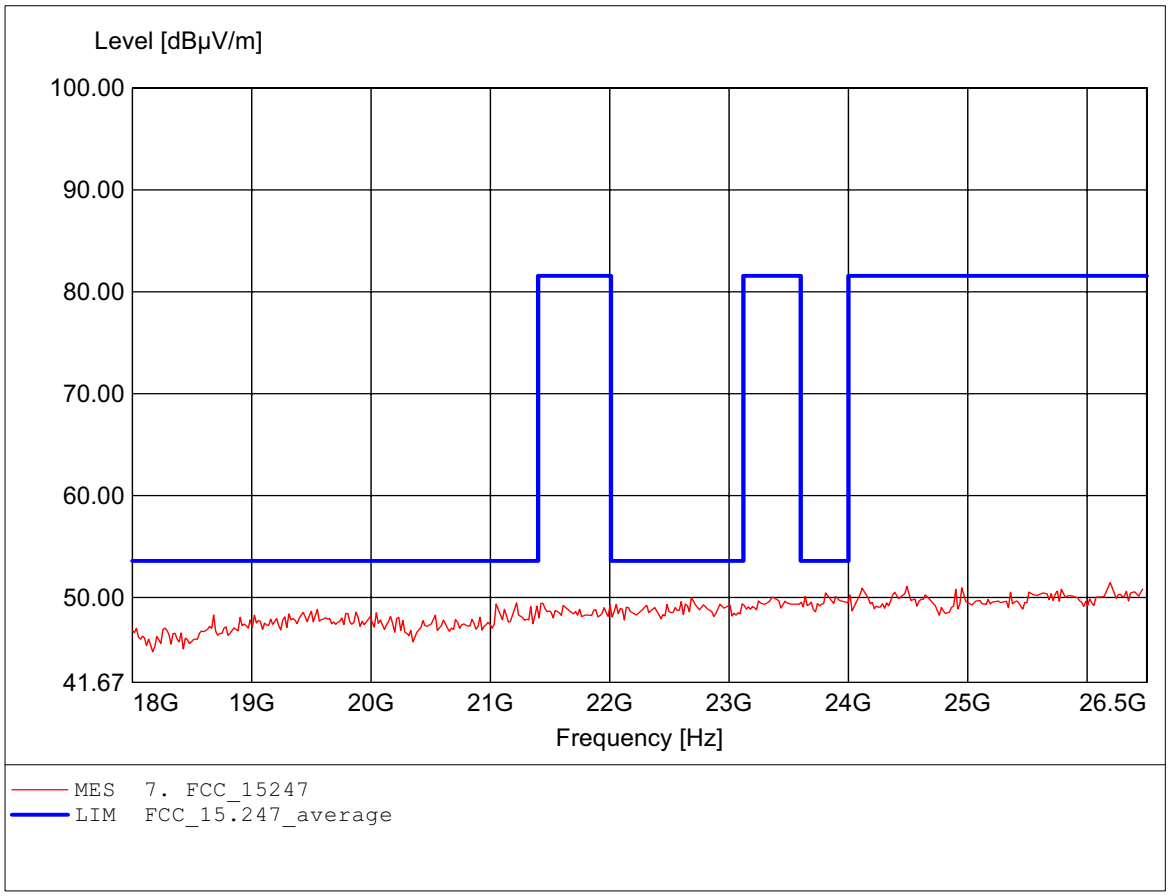

Spurious emissions Field Strength

FCC RULES PART 15, SUBPART C

EUT:	Integrated High Powered Access Point
MODEL NO:	IWE3302 802.11g middle channel
Approval Holder:	Interepoch Technology,Inc.
Test Site / Operator:	ETS / Dennis
Temperature/Voltage:	Temp.: 23.5°C/ Unom.: 120 VAC (ac / dc adaptor)
Test Specification:	according to §15.247
Comment 1:	Dist.: 3m, Ant.: HK 116
	Freq: 200.000MHz, Emax: 43.89dBµV/m, RBW: 100kHz

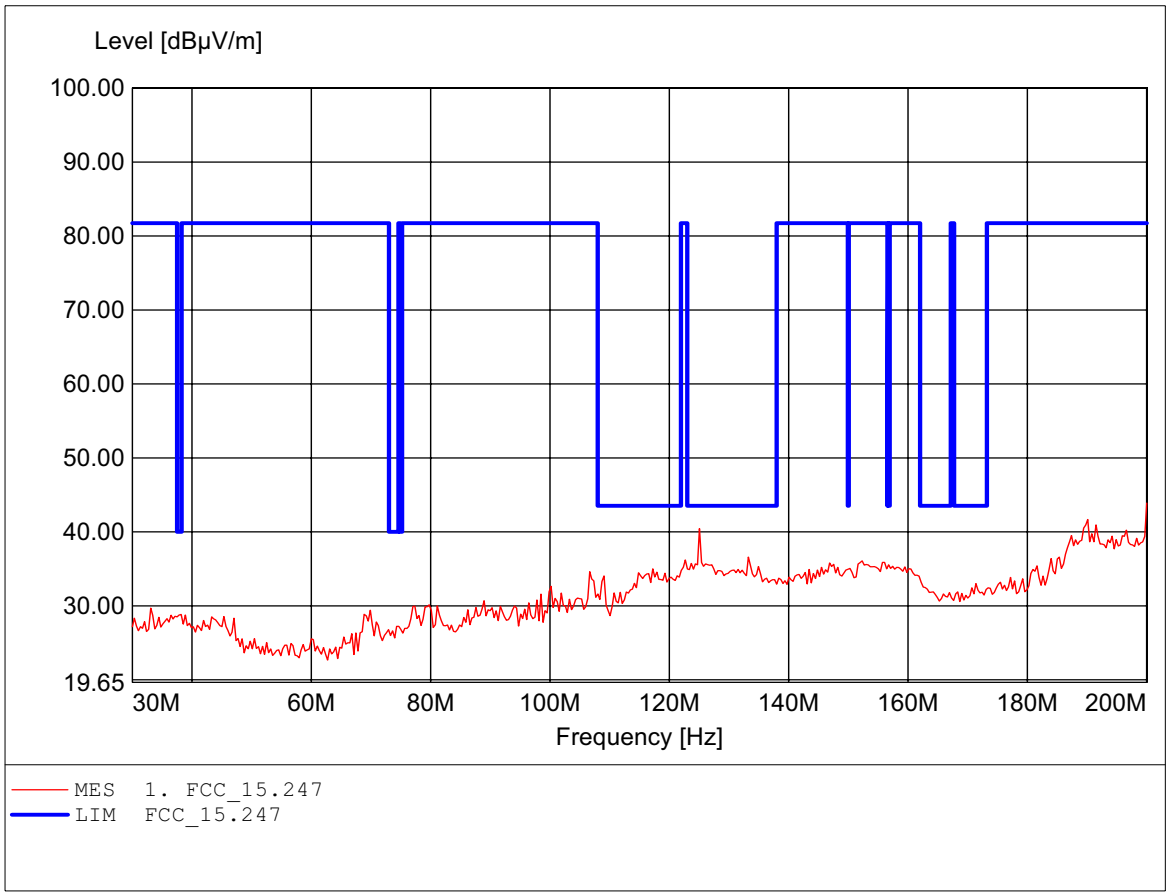

Spurious emissions Field Strength

FCC RULES PART 15, SUBPART C

EUT:	Integrated High Powered Access Point
MODEL NO:	IWE3302 802.11g middle channel
Approval Holder:	Interepoch Technology,Inc.
Test Site / Operator:	ETS / Dennis
Temperature/Voltage:	Temp.: 23.5°C/ Unom.: 120 VAC (ac / dc adaptor)
Test Specification:	according to §15.247
Comment 1:	Dist.: 3m, Ant.: HK 116
	Freq: 43.627MHz, Emax: 40.83dBµV/m, RBW: 100kHz

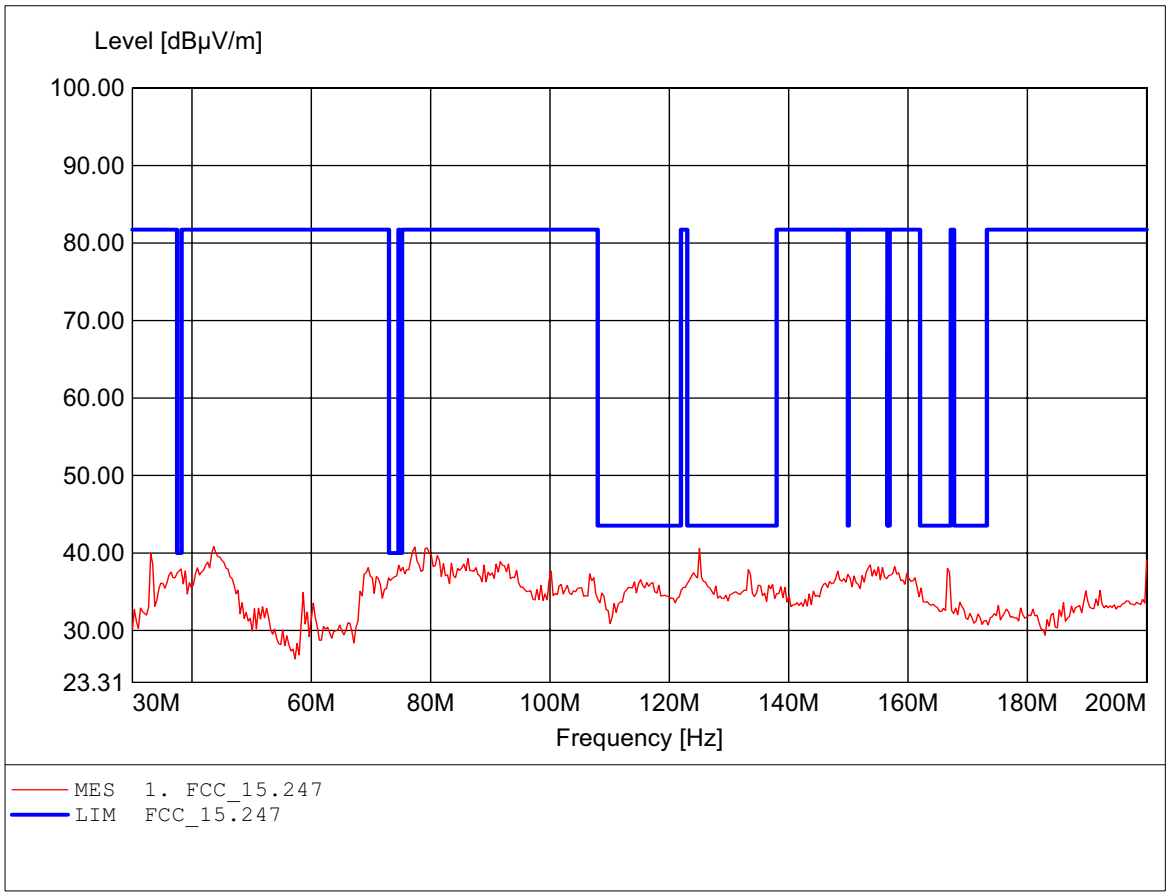

Spurious emissions Field Strength

FCC RULES PART 15, SUBPART C

EUT:	Integrated High Powered Access Point
MODEL NO:	IWE3302 802.11g middle channel
Approval Holder:	Interepoch Technology,Inc.
Test Site / Operator:	ETS / Dennis
Temperature/Voltage:	Temp.: 23.5°C/ Unom.: 120 VAC (ac / dc adaptor)
Test Specification:	according to §15.247
Comment 1:	Dist.: 3m, Ant.: HL 223, amplif.
	Freq: 833.267MHz, Emax: 52.62dBµV/m, RBW: 100kHz

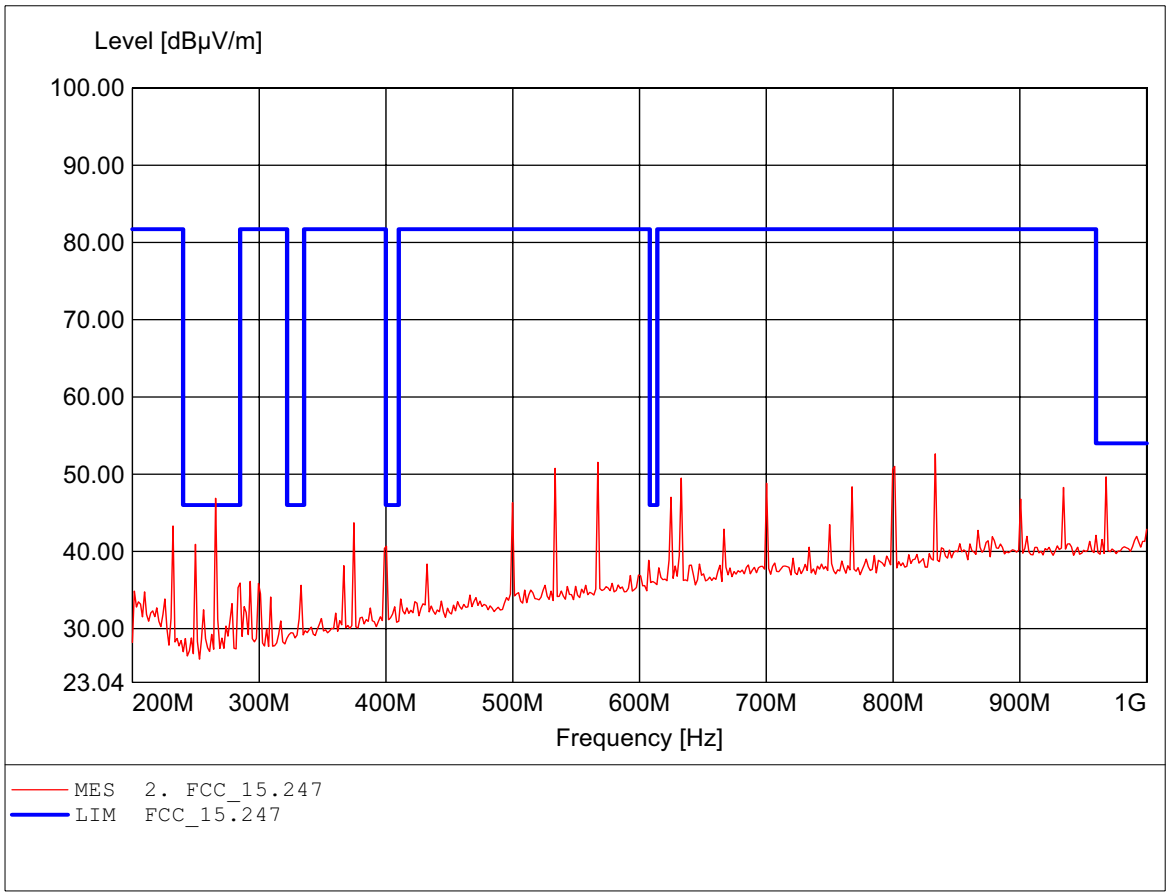

Spurious emissions Field Strength

FCC RULES PART 15, SUBPART C

EUT:	Integrated High Powered Access Point
MODEL NO:	IWE3302 802.11g middle channel
Approval Holder:	Interepoch Technology,Inc.
Test Site / Operator:	ETS / Dennis
Temperature/Voltage:	Temp.: 23.5°C/ Unom.: 120 VAC (ac / dc adaptor)
Test Specification:	according to §15.247
Comment 1:	Dist.: 3m, Ant.: HL 223, amplif.
	Freq: 567.134MHz, Emax: 49.71dBµV/m, RBW: 100kHz

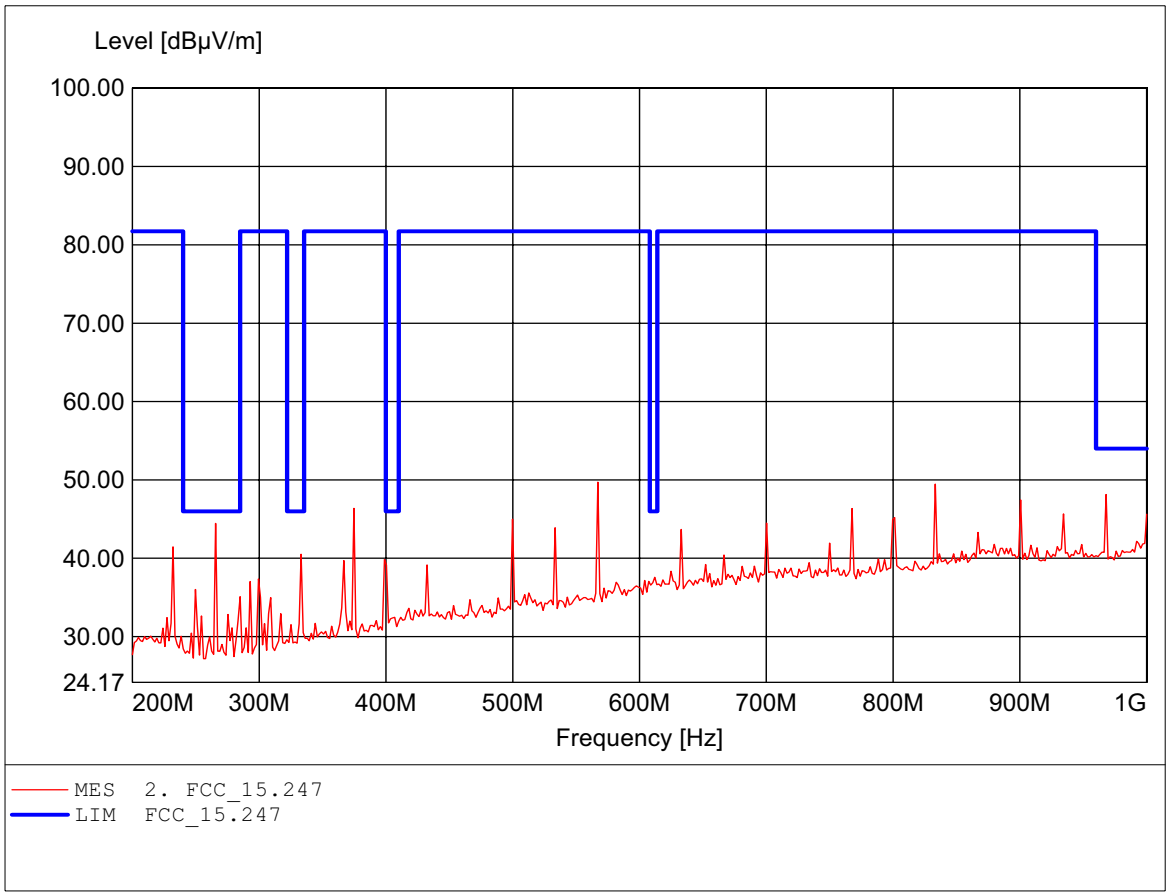

Spurious emissions Field Strength

FCC RULES PART 15, SUBPART C

EUT:	Integrated High Powered Access Point
MODEL NO:	IWE3302 802.11g middle channel
Approval Holder:	Interepoch Technology,Inc.
Test Site / Operator:	ETS / Dennis
Temperature/Voltage:	Temp.: 23.5°C/ Unom.: 120 VAC (ac / dc adaptor)
Test Specification:	according to §15.247, peak detector
Comment 1:	Dist.: 3m, Ant.: HL025, amplif.
	Freq: 2.550GHz, Emax: 48.81dBµV/m, RBW: 1MHz

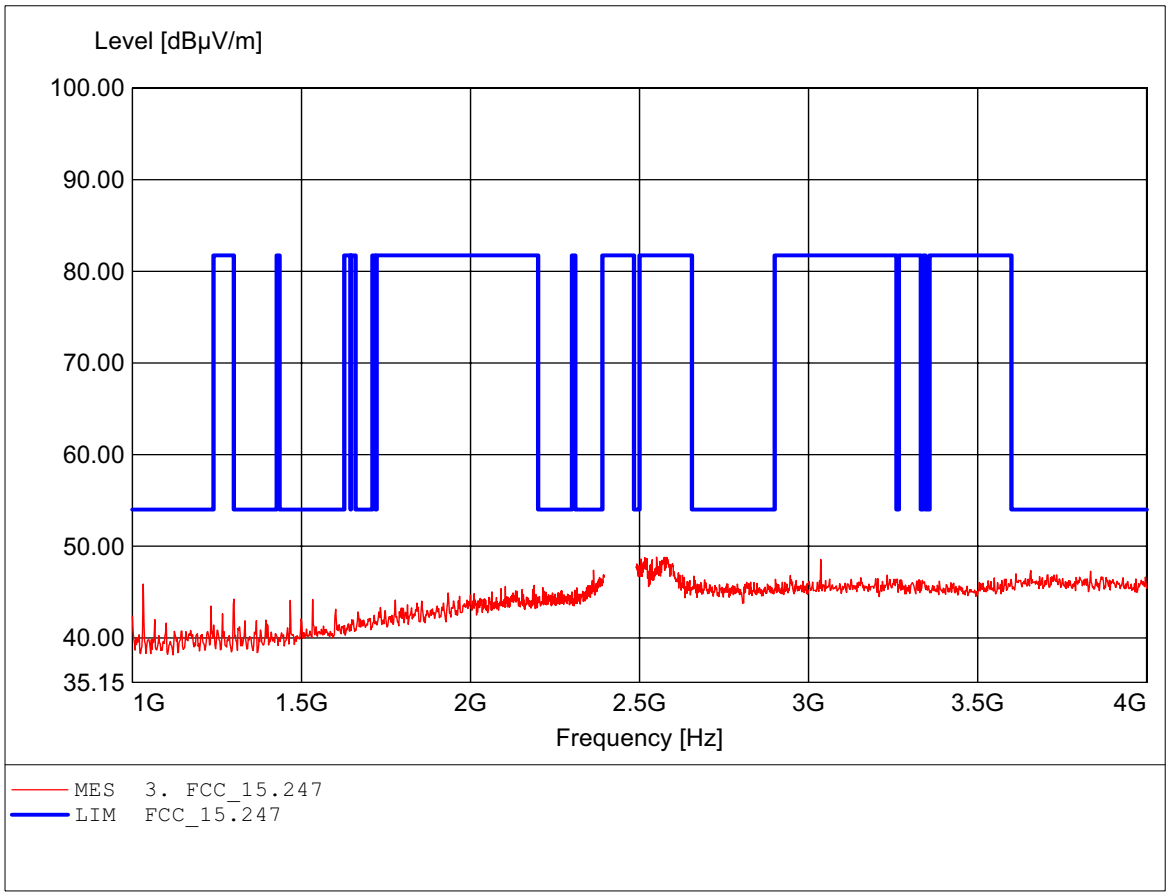

Spurious emissions Field Strength

FCC RULES PART 15, SUBPART C

EUT:	Integrated High Powered Access Point
MODEL NO:	IWE3302 802.11g middle channel
Approval Holder:	Interepoch Technology,Inc.
Test Site / Operator:	ETS / Dennis
Temperature/Voltage:	Temp.: 23.5°C/ Unom.: 120 VAC (ac / dc adaptor)
Test Specification:	according to §15.247, peak detector
Comment 1:	Dist.: 3m, Ant.: HL025, amplif.
	Freq: 2.391GHz, Emax: 57.23dBµV/m, RBW: 1MHz

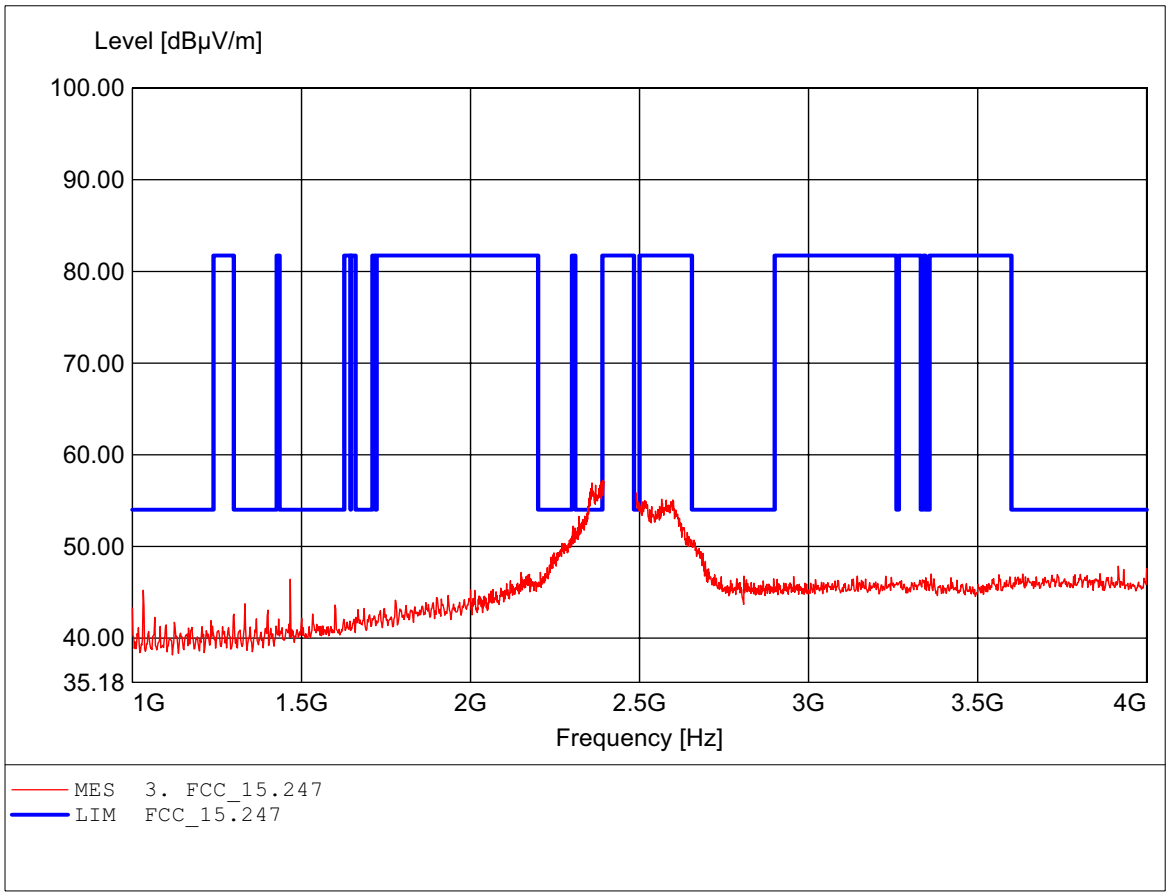

Spurious emissions Field Strength

FCC RULES PART 15, SUBPART C

EUT:	Integrated High Powered Access Point
MODEL NO:	IWE3302 802.11g middle channel
Approval Holder:	Interepoch Technology,Inc.
Test Site / Operator:	ETS / Dennis
Temperature/Voltage:	Temp.: 23.5°C/ Unom.: 120 VAC (ac / dc adaptor)
Test Specification:	according to §15.247, peak detector
Comment 1:	Dist.: 3m, Ant.: HL025, ampl.+HP.
	Freq: 7.238GHz, Emax: 51.65dBµV/m, RBW: 1MHz

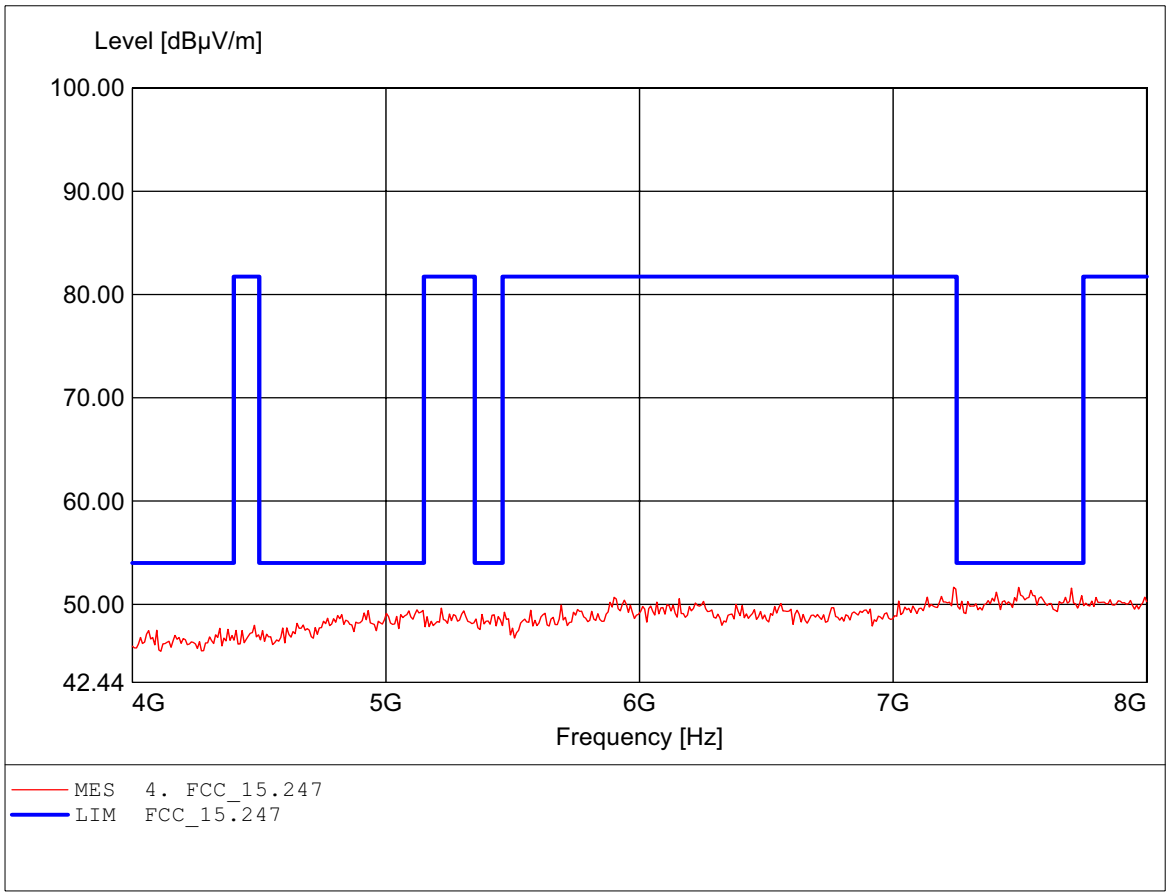

Spurious emissions Field Strength

FCC RULES PART 15, SUBPART C

EUT:	Integrated High Powered Access Point
MODEL NO:	IWE3302 802.11g middle channel
Approval Holder:	Interepoch Technology,Inc.
Test Site / Operator:	ETS / Dennis
Temperature/Voltage:	Temp.: 23.5°C/ Unom.: 120 VAC (ac / dc adaptor)
Test Specification:	according to §15.247, peak detector
Comment 1:	Dist.: 3m, Ant.: HL025, ampl.+HP.
	Freq: 7.776GHz, Emax: 52.19dBµV/m, RBW: 1MHz

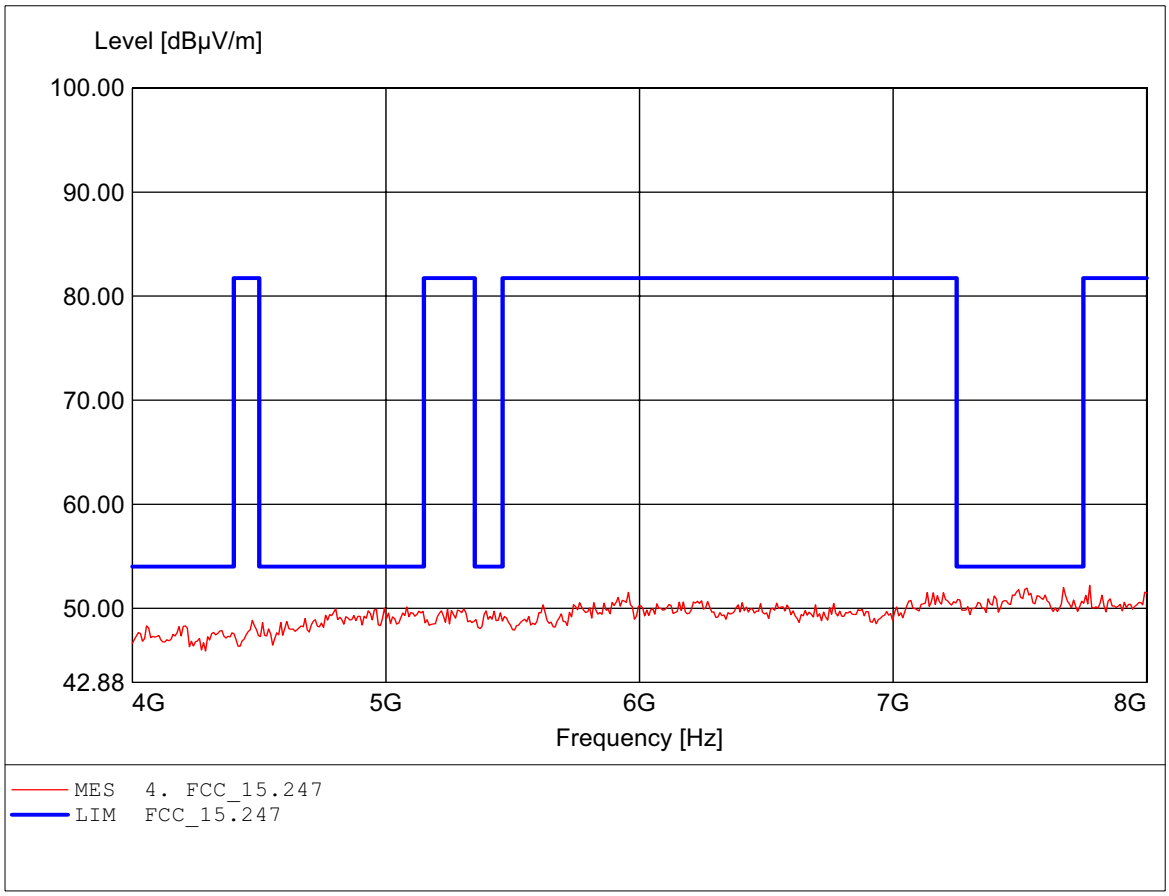

Spurious emissions Field Strength

FCC RULES PART 15, SUBPART C

EUT:	Integrated High Powered Access Point
MODEL NO:	IWE3302 802.11g middle channel
Approval Holder:	Interepoch Technology,Inc.
Test Site / Operator:	ETS / Dennis
Temperature/Voltage:	Temp.: 23.5°C/ Unom.: 120 VAC (ac / dc adaptor)
Test Specification:	according to §15.247, peak detector
Comment 1:	Dist.: 3m, Ant.: HL025, ampl.+HP.
	Freq: 11.784GHz, Emax: 48.17dBµV/m, RBW: 1MHz

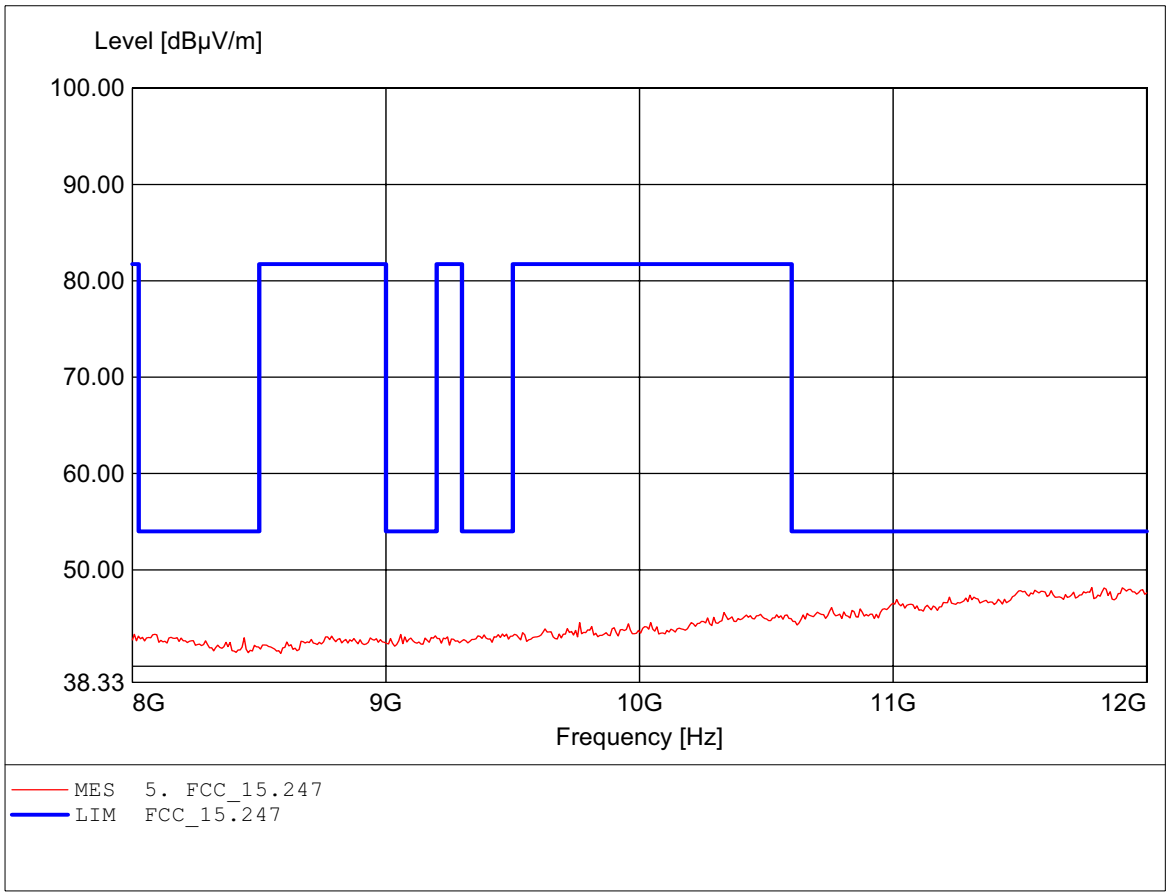

Spurious emissions Field Strength

FCC RULES PART 15, SUBPART C

EUT:	Integrated High Powered Access Point
MODEL NO:	IWE3302 802.11g middle channel
Approval Holder:	Interepoch Technology,Inc.
Test Site / Operator:	ETS / Dennis
Temperature/Voltage:	Temp.: 23.5°C/ Unom.: 120 VAC (ac / dc adaptor)
Test Specification:	according to §15.247, peak detector
Comment 1:	Dist.: 3m, Ant.: HL025, ampl.+HP.
	Freq: 11.904GHz, Emax: 49.18dBµV/m, RBW: 1MHz

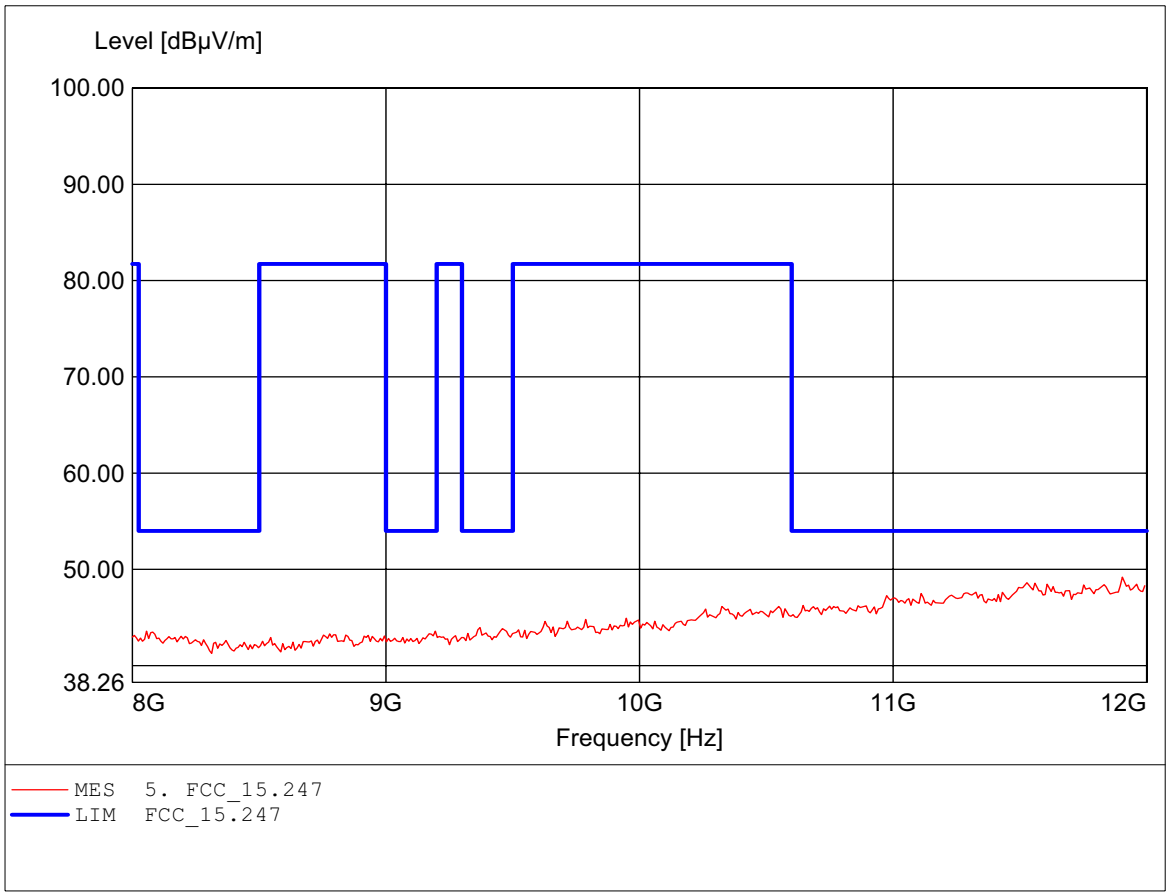

Spurious emissions Field Strength

FCC RULES PART 15, SUBPART C

EUT:	Integrated High Powered Access Point
MODEL NO:	IWE3302 802.11g middle channel
Approval Holder:	Interepoch Technology,Inc.
Test Site / Operator:	ETS / Dennis
Temperature/Voltage:	Temp.: 23.5°C/ Unom.: 120 VAC (ac / dc adaptor)
Test Specification:	according to §15.247, peak detector
Comment 1:	Dist.: 3m, Ant.: HL025, ampl.+HP.
	Freq: 18.000GHz, Emax: 52.54dBµV/m, RBW: 1MHz

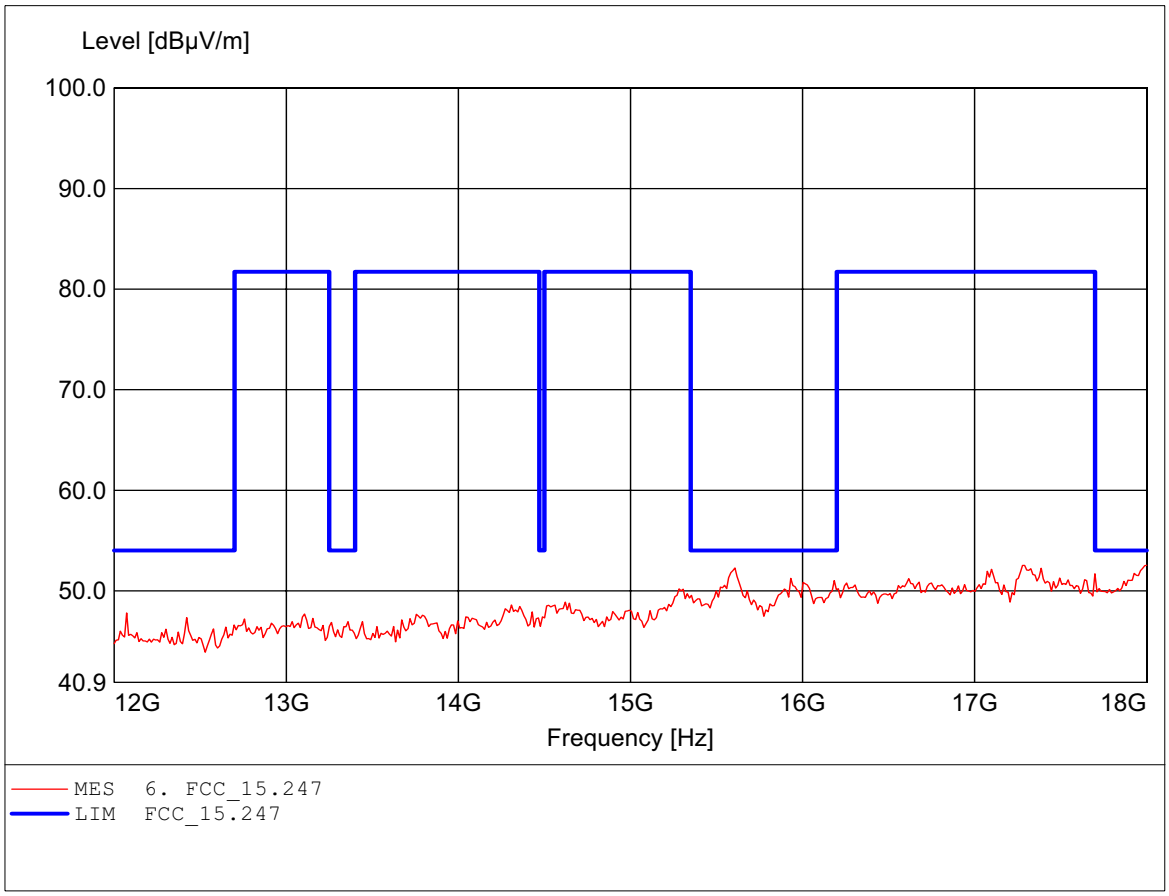

Spurious emissions Field Strength

FCC RULES PART 15, SUBPART C

EUT:	Integrated High Powered Access Point
MODEL NO:	IWE3302 802.11g middle channel
Approval Holder:	Interepoch Technology,Inc.
Test Site / Operator:	ETS / Dennis
Temperature/Voltage:	Temp.: 23.5°C/ Unom.: 120 VAC (ac / dc adaptor)
Test Specification:	according to §15.247, peak detector
Comment 1:	Dist.: 3m, Ant.: HL025, ampl.+HP.
	Freq: 17.303GHz, Emax: 53.05dBµV/m, RBW: 1MHz

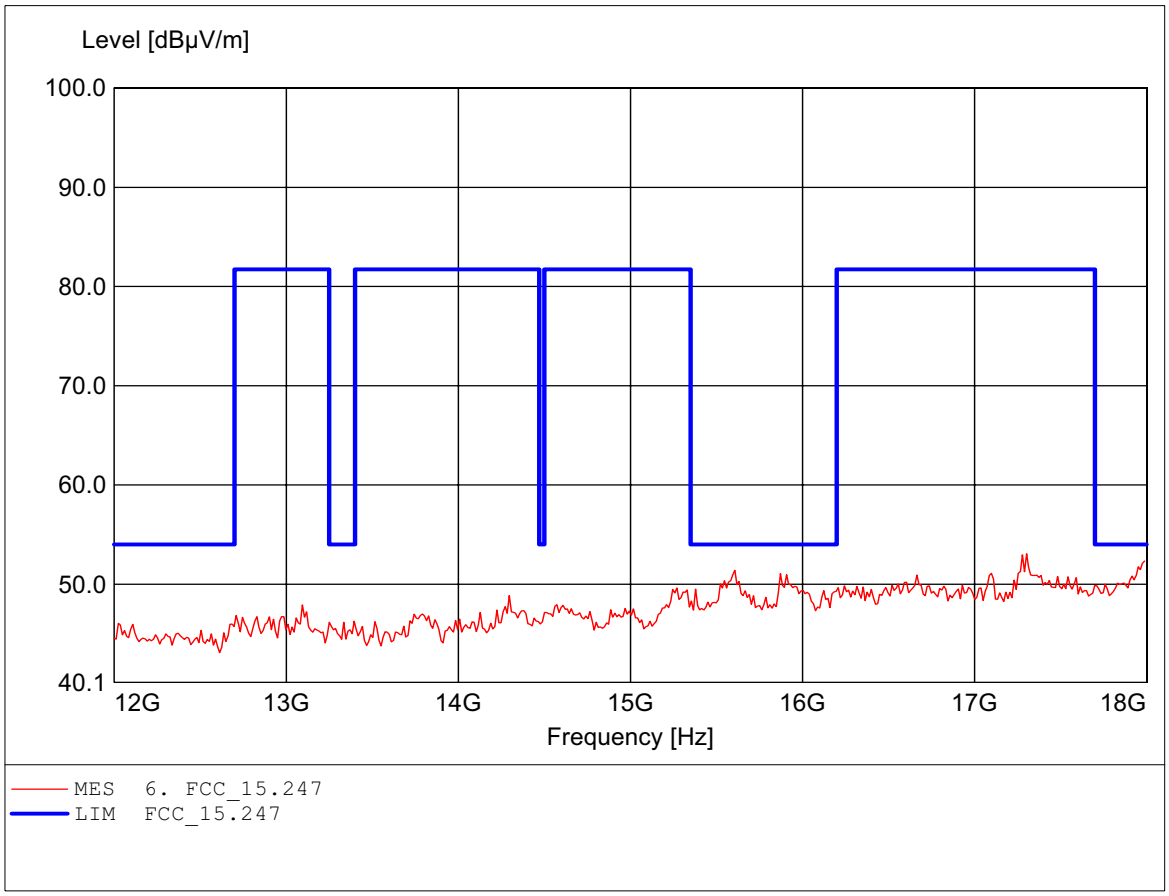

Spurious emissions Field Strength

FCC RULES PART 15, SUBPART C

EUT:	Integrated High Powered Access Point
MODEL NO:	IWE3302 802.11g middle channel
Approval Holder:	Interepoch Technology,Inc.
Test Site / Operator:	ETS / Dennis
Temperature/Voltage:	Temp.: 23.5°C/ Unom.: 120 VAC (ac / dc adaptor)
Test Specification:	according to §15.247, peak detector
Comment 1:	Dist.: 3m, Ant.: HL025, amplif.
	Freq: 26.483GHz, Emax: 51.38dBµV/m, RBW: 1MHz

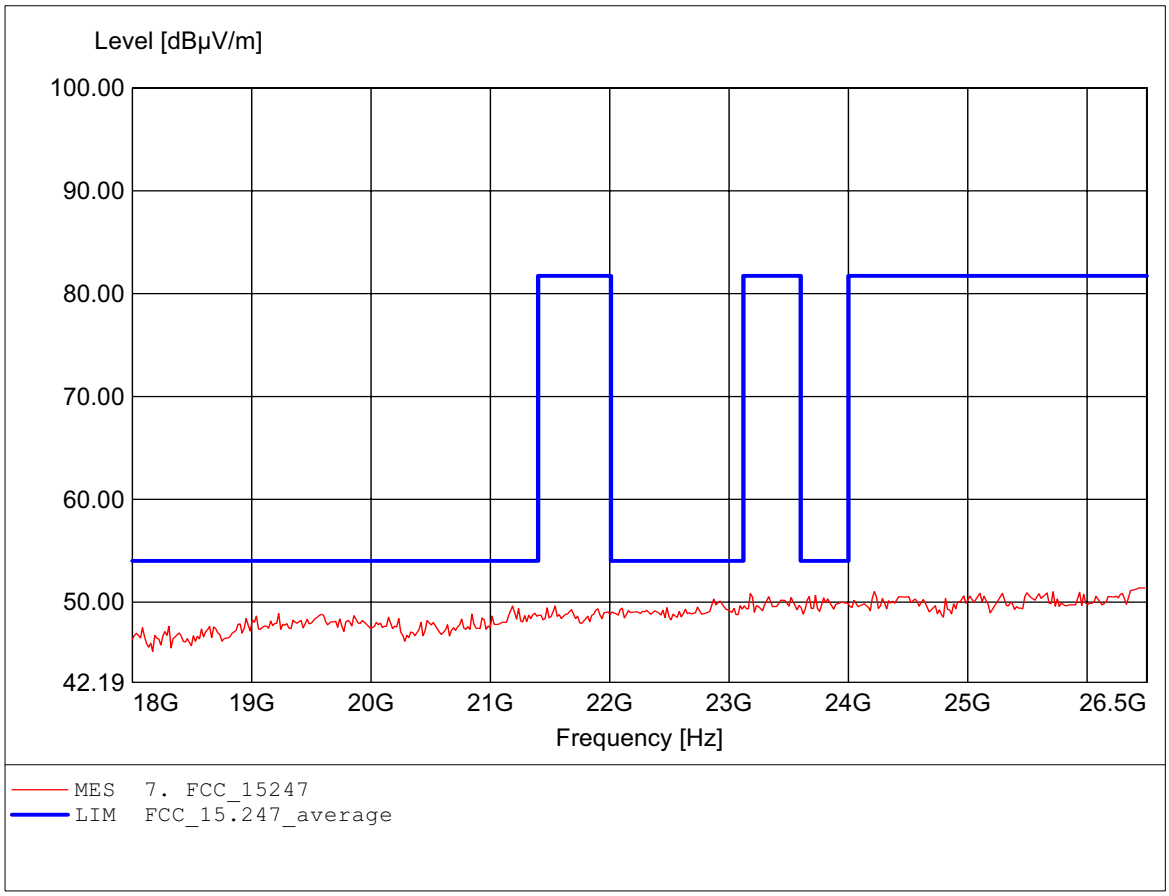

Spurious emissions Field Strength

FCC RULES PART 15, SUBPART C

EUT:	Integrated High Powered Access Point
MODEL NO:	IWE3302 802.11g middle channel
Approval Holder:	Interepoch Technology,Inc.
Test Site / Operator:	ETS / Dennis
Temperature/Voltage:	Temp.: 23.5°C/ Unom.: 120 VAC (ac / dc adaptor)
Test Specification:	according to §15.247, peak detector
Comment 1:	Dist.: 3m, Ant.: HL025, amplif.
	Freq: 26.262GHz, Emax: 51.45dBµV/m, RBW: 1MHz

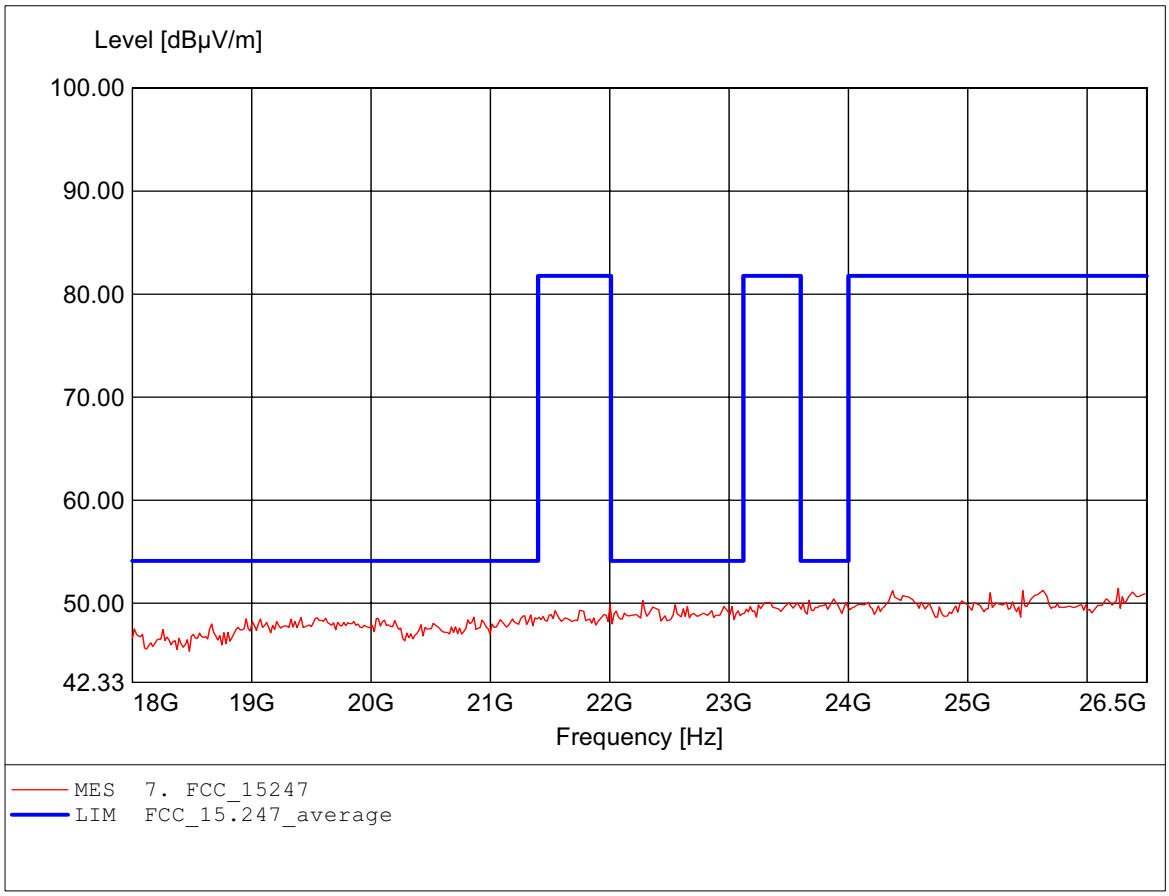

Spurious emissions Field Strength

FCC RULES PART 15, SUBPART C

EUT:	Integrated High Powered Access Point
MODEL NO:	IWE3302 802.11g high channel
Approval Holder:	Interepoch Technology,Inc.
Test Site / Operator:	ETS / Dennis
Temperature/Voltage:	Temp.: 23.5°C/ Unom.: 120 VAC (ac / dc adaptor)
Test Specification:	according to §15.247
Comment 1:	Dist.: 3m, Ant.: HK 116
	Freq: 200.000MHz, Emax: 44.80dBµV/m, RBW: 100kHz

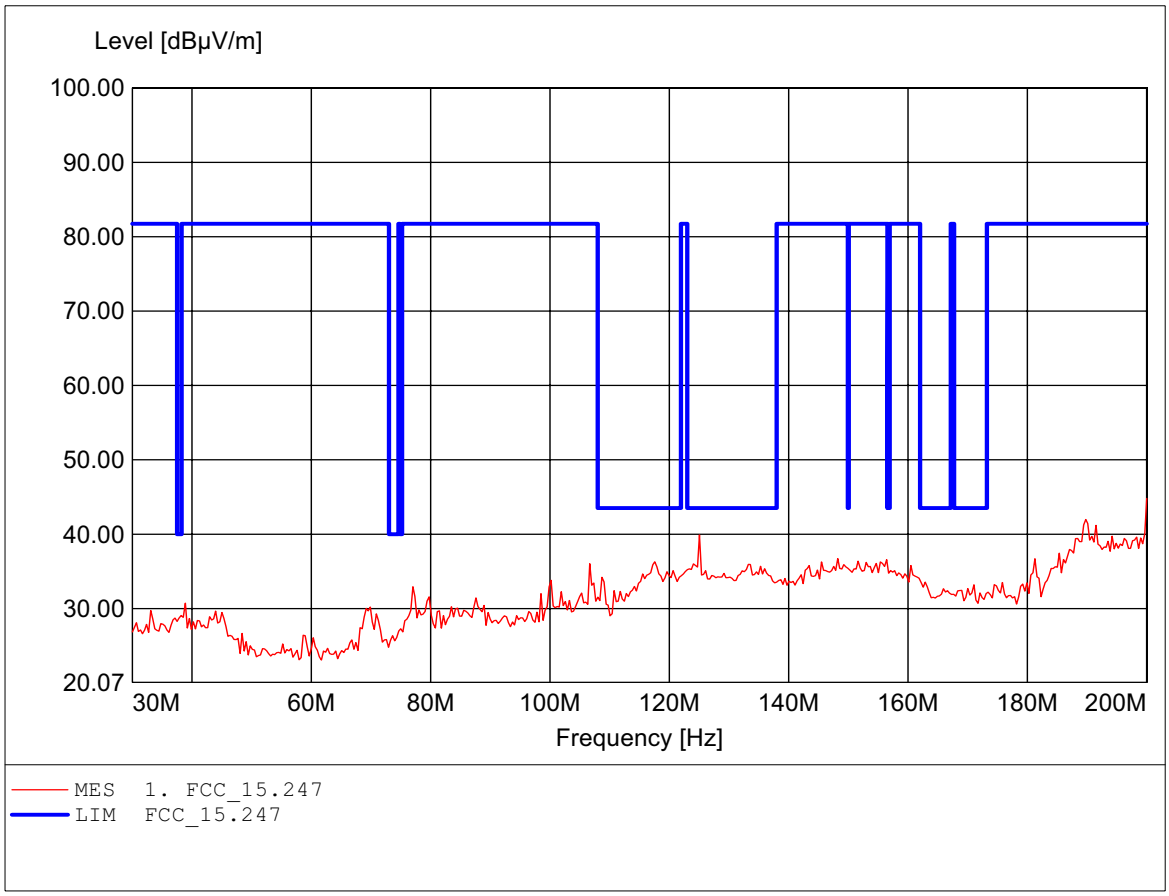

Spurious emissions Field Strength

FCC RULES PART 15, SUBPART C

EUT:	Integrated High Powered Access Point
MODEL NO:	IWE3302 802.11g high channel
Approval Holder:	Interepoch Technology,Inc.
Test Site / Operator:	ETS / Dennis
Temperature/Voltage:	Temp.: 23.5°C/ Unom.: 120 VAC (ac / dc adaptor)
Test Specification:	according to §15.247
Comment 1:	Dist.: 3m, Ant.: HK 116
	Freq: 79.739MHz, Emax: 40.85dBµV/m, RBW: 100kHz

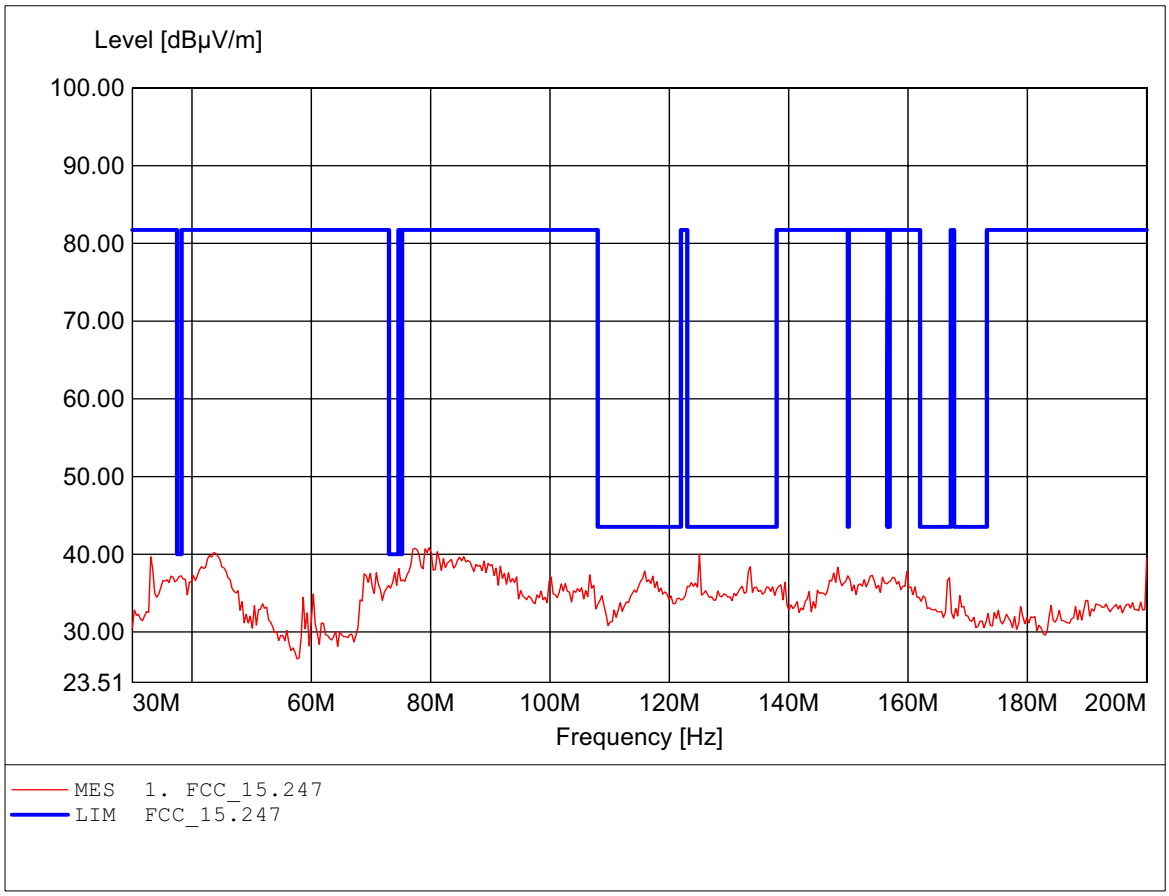

Spurious emissions Field Strength

FCC RULES PART 15, SUBPART C

EUT:	Integrated High Powered Access Point
MODEL NO:	IWE3302 802.11g high channel
Approval Holder:	Interepoch Technology,Inc.
Test Site / Operator:	ETS / Dennis
Temperature/Voltage:	Temp.: 23.5°C/ Unom.: 120 VAC (ac / dc adaptor)
Test Specification:	according to §15.247
Comment 1:	Dist.: 3m, Ant.: HL 223, amplif.
	Freq: 833.267MHz, Emax: 52.73dBµV/m, RBW: 100kHz

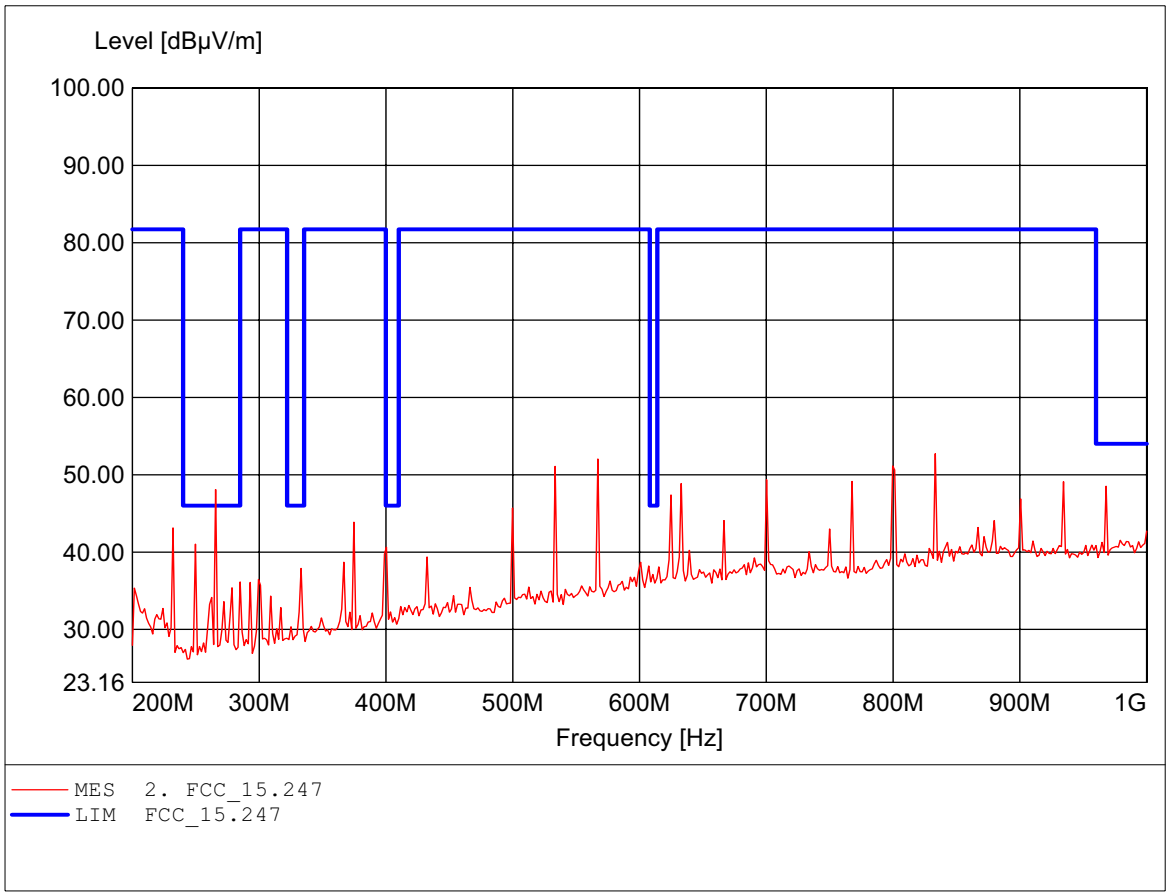

Spurious emissions Field Strength

FCC RULES PART 15, SUBPART C

EUT:	Integrated High Powered Access Point
MODEL NO:	IWE3302 802.11g high channel
Approval Holder:	Interepoch Technology,Inc.
Test Site / Operator:	ETS / Dennis
Temperature/Voltage:	Temp.: 23.5°C/ Unom.: 120 VAC (ac / dc adaptor)
Test Specification:	according to §15.247
Comment 1:	Dist.: 3m, Ant.: HL 223, amplif.
	Freq: 567.134MHz, Emax: 48.59dBµV/m, RBW: 100kHz

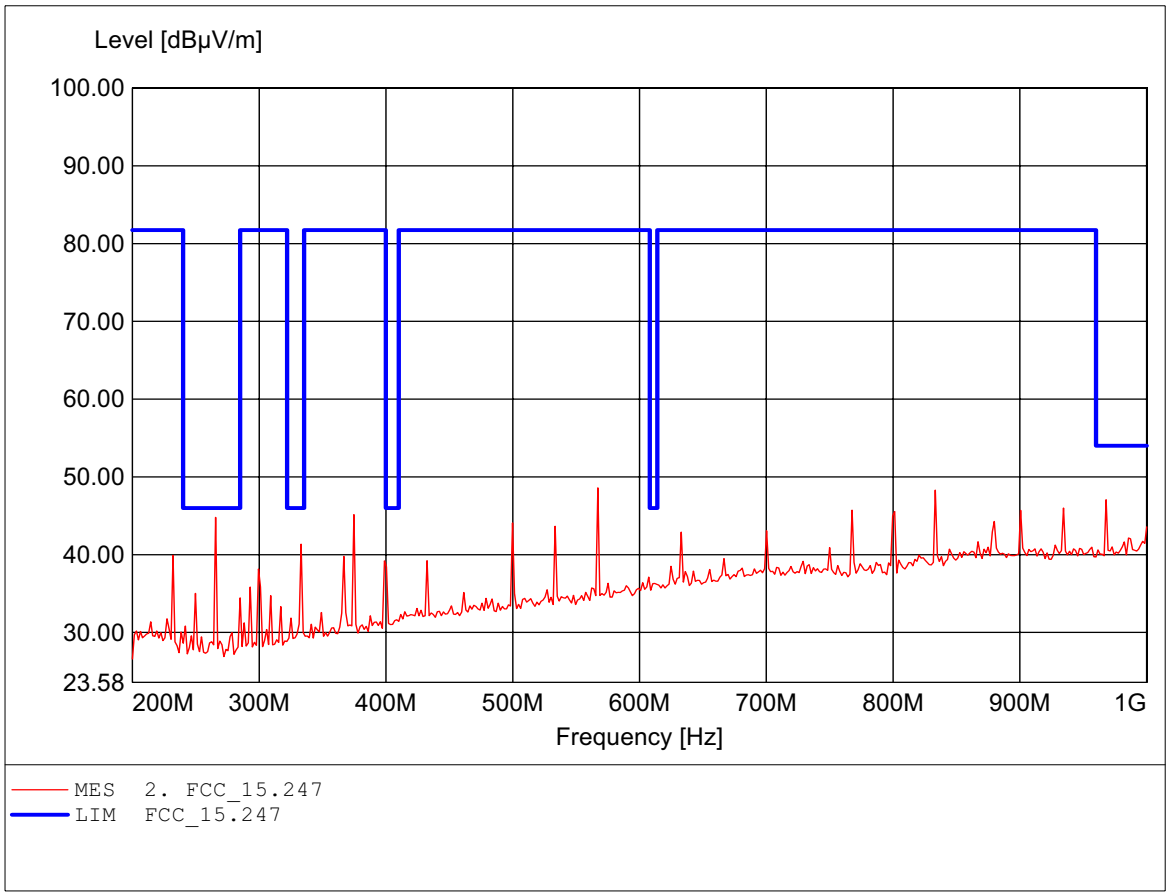

Spurious emissions Field Strength

FCC RULES PART 15, SUBPART C

EUT:	Integrated High Powered Access Point
MODEL NO:	IWE3302 802.11g high channel
Approval Holder:	Interepoch Technology,Inc.
Test Site / Operator:	ETS / Dennis
Temperature/Voltage:	Temp.: 23.5°C/ Unom.: 120 VAC (ac / dc adaptor)
Test Specification:	according to §15.247, peak detector
Comment 1:	Dist.: 3m, Ant.: HL025, amplif.
	Freq: 2.491GHz, Emax: 57.40dBµV/m, RBW: 1MHz

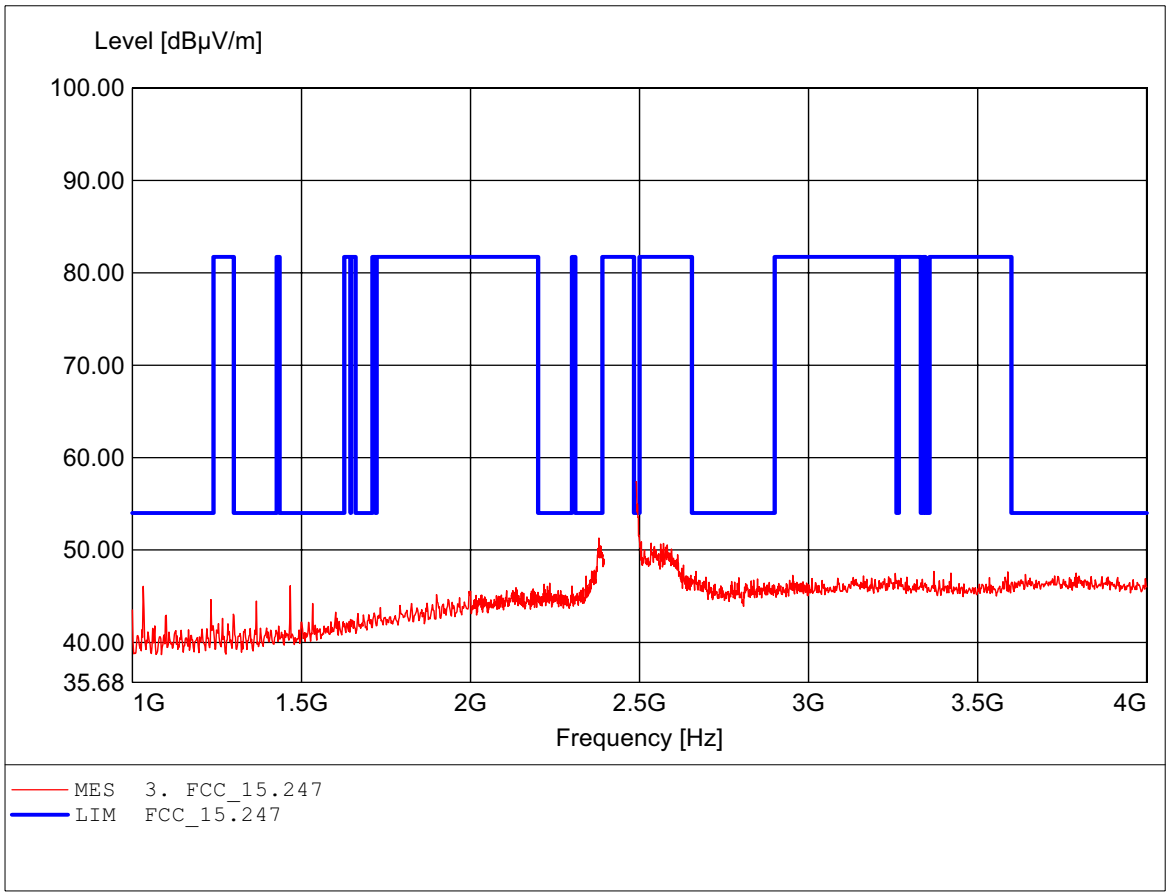

Spurious emissions Field Strength

FCC RULES PART 15, SUBPART C

EUT:	Integrated High Powered Access Point
MODEL NO:	IWE3302 802.11g high channel
Approval Holder:	Interepoch Technology,Inc.
Test Site / Operator:	ETS / Dennis
Temperature/Voltage:	Temp.: 23.5°C/ Unom.: 120 VAC (ac / dc adaptor)
Test Specification:	according to §15.247, peak detector
Comment 1:	Dist.: 3m, Ant.: HL025, amplif.
	Freq: 2.490GHz, Emax: 64.49dBµV/m, RBW: 1MHz

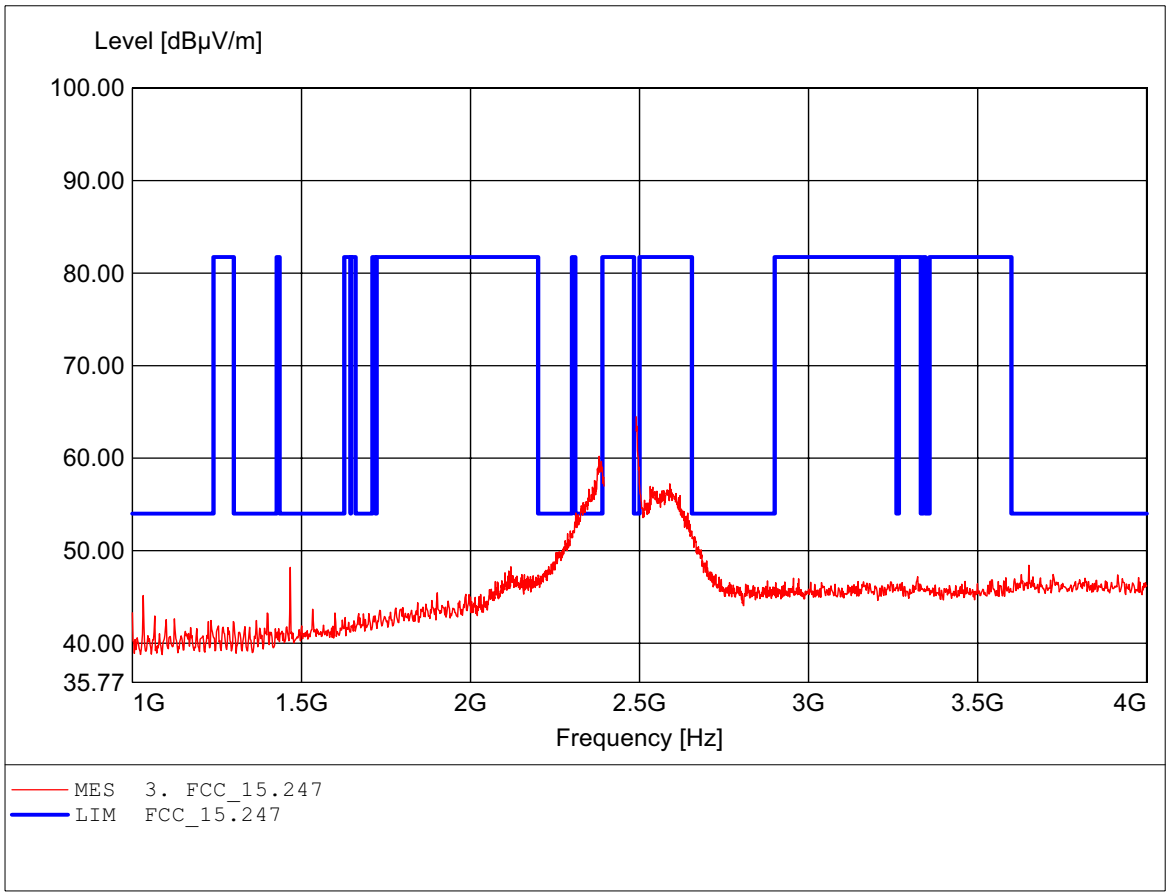

Spurious emissions Field Strength

FCC RULES PART 15, SUBPART C

EUT:	Integrated High Powered Access Point
MODEL NO:	IWE3302 802.11g high channel
Approval Holder:	Interepoch Technology,Inc.
Test Site / Operator:	ETS / Dennis
Temperature/Voltage:	Temp.: 23.5°C/ Unom.: 120 VAC (ac / dc adaptor)
Test Specification:	according to §15.247, peak detector
Comment 1:	Dist.: 3m, Ant.: HL025, ampl.+HP.
	Freq: 7.575GHz, Emax: 51.66dBµV/m, RBW: 1MHz

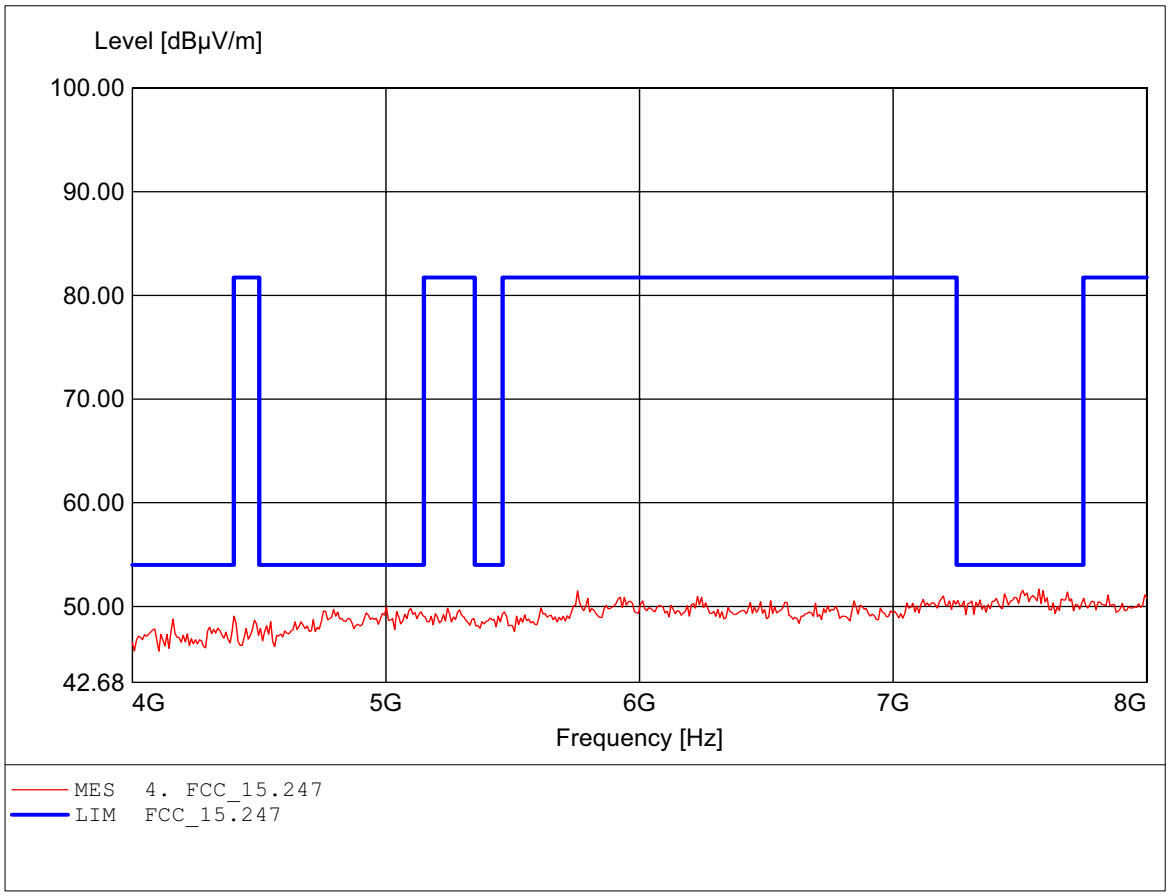

Spurious emissions Field Strength

FCC RULES PART 15, SUBPART C

EUT:	Integrated High Powered Access Point
MODEL NO:	IWE3302 802.11g high channel
Approval Holder:	Interepoch Technology,Inc.
Test Site / Operator:	ETS / Dennis
Temperature/Voltage:	Temp.: 23.5°C/ Unom.: 120 VAC (ac / dc adaptor)
Test Specification:	according to §15.247, peak detector
Comment 1:	Dist.: 3m, Ant.: HL025, ampl.+HP.
	Freq: 7.527GHz, Emax: 51.61dBµV/m, RBW: 1MHz

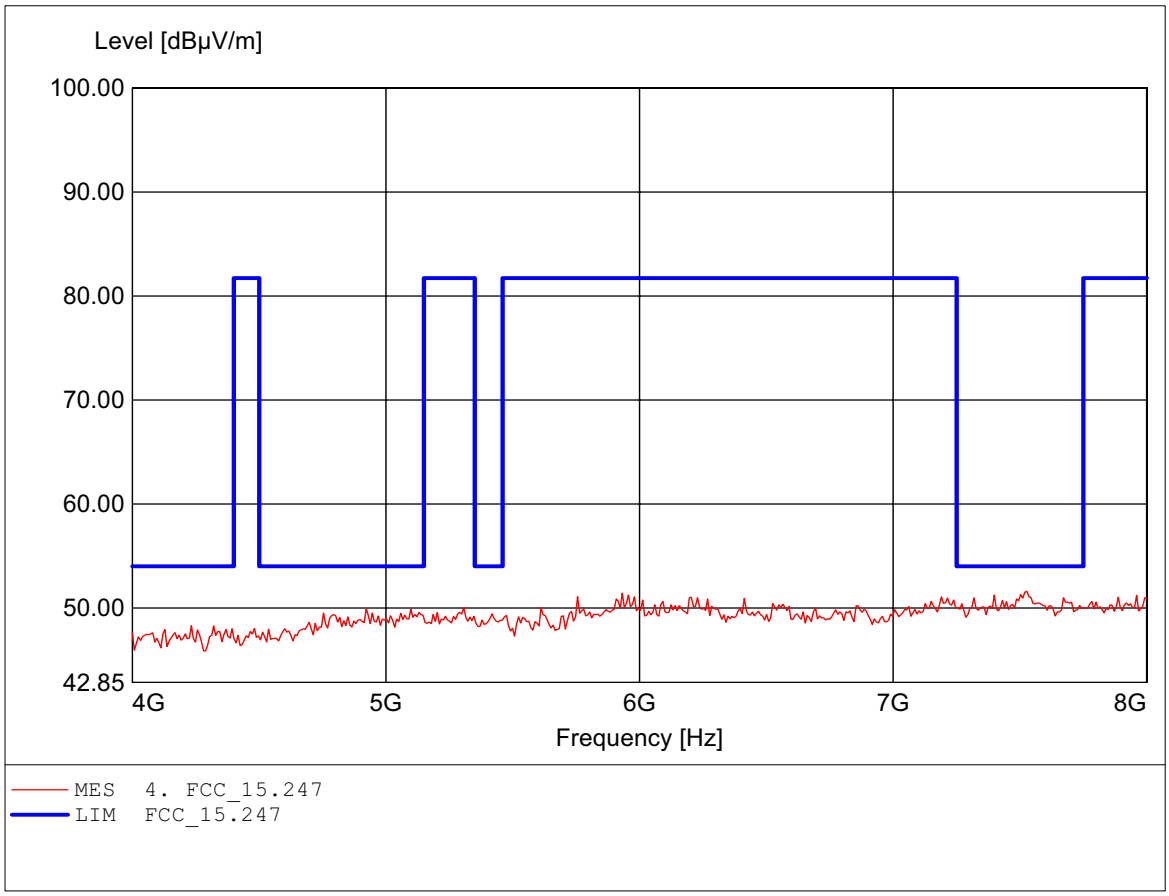

Spurious emissions Field Strength

FCC RULES PART 15, SUBPART C

EUT:	Integrated High Powered Access Point
MODEL NO:	IWE3302 802.11g high channel
Approval Holder:	Interepoch Technology,Inc.
Test Site / Operator:	ETS / Dennis
Temperature/Voltage:	Temp.: 23.5°C/ Unom.: 120 VAC (ac / dc adaptor)
Test Specification:	according to §15.247, peak detector
Comment 1:	Dist.: 3m, Ant.: HL025, ampl.+HP.
	Freq: 11.567GHz, Emax: 48.91dBµV/m, RBW: 1MHz

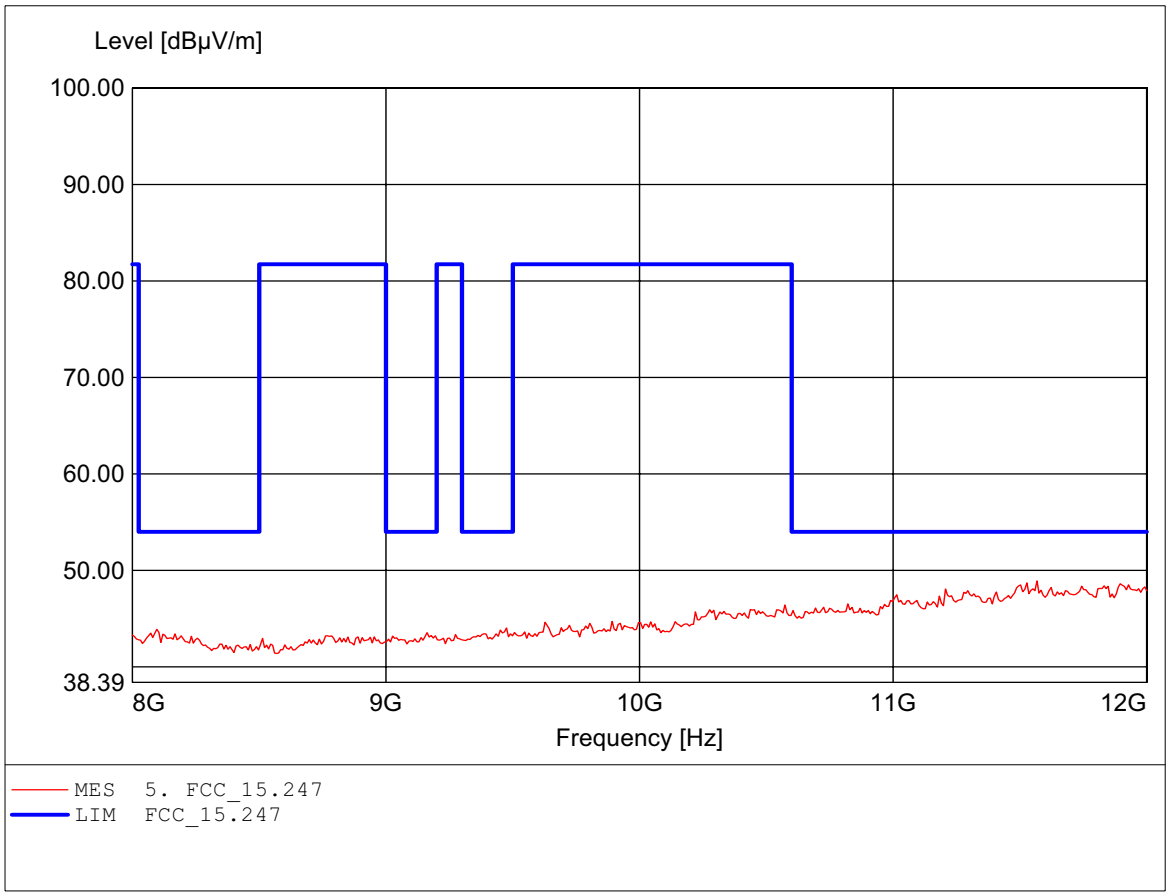

Spurious emissions Field Strength

FCC RULES PART 15, SUBPART C

EUT:	Integrated High Powered Access Point
MODEL NO:	IWE3302 802.11g high channel
Approval Holder:	Interepoch Technology,Inc.
Test Site / Operator:	ETS / Dennis
Temperature/Voltage:	Temp.: 23.5°C/ Unom.: 120 VAC (ac / dc adaptor)
Test Specification:	according to §15.247, peak detector
Comment 1:	Dist.: 3m, Ant.: HL025, ampl.+HP.
	Freq: 11.543GHz, Emax: 48.65dBµV/m, RBW: 1MHz

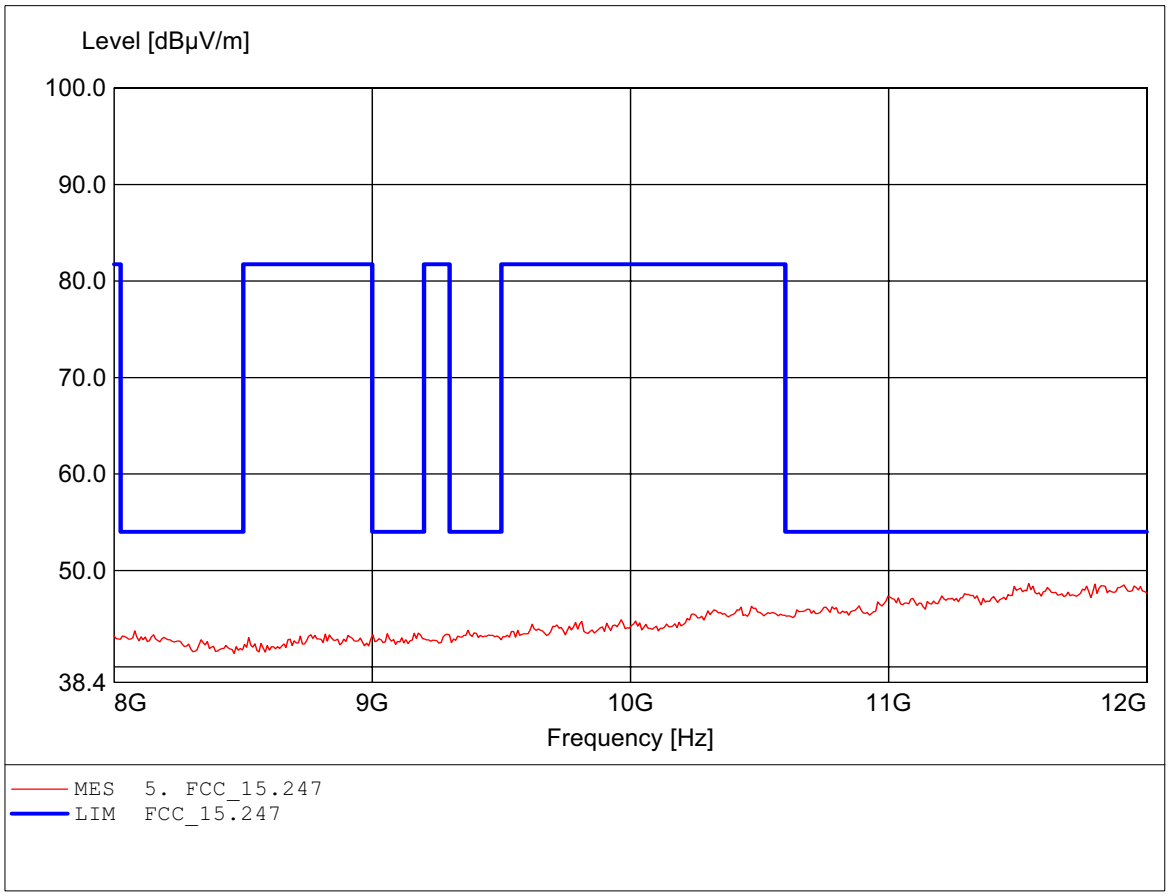

Spurious emissions Field Strength

FCC RULES PART 15, SUBPART C

EUT:	Integrated High Powered Access Point
MODEL NO:	IWE3302 802.11g high channel
Approval Holder:	Interepoch Technology,Inc.
Test Site / Operator:	ETS / Dennis
Temperature/Voltage:	Temp.: 23.5°C/ Unom.: 120 VAC (ac / dc adaptor)
Test Specification:	according to §15.247, peak detector
Comment 1:	Dist.: 3m, Ant.: HL025, ampl.+HP.
	Freq: 17.988GHz, Emax: 52.01dBµV/m, RBW: 1MHz

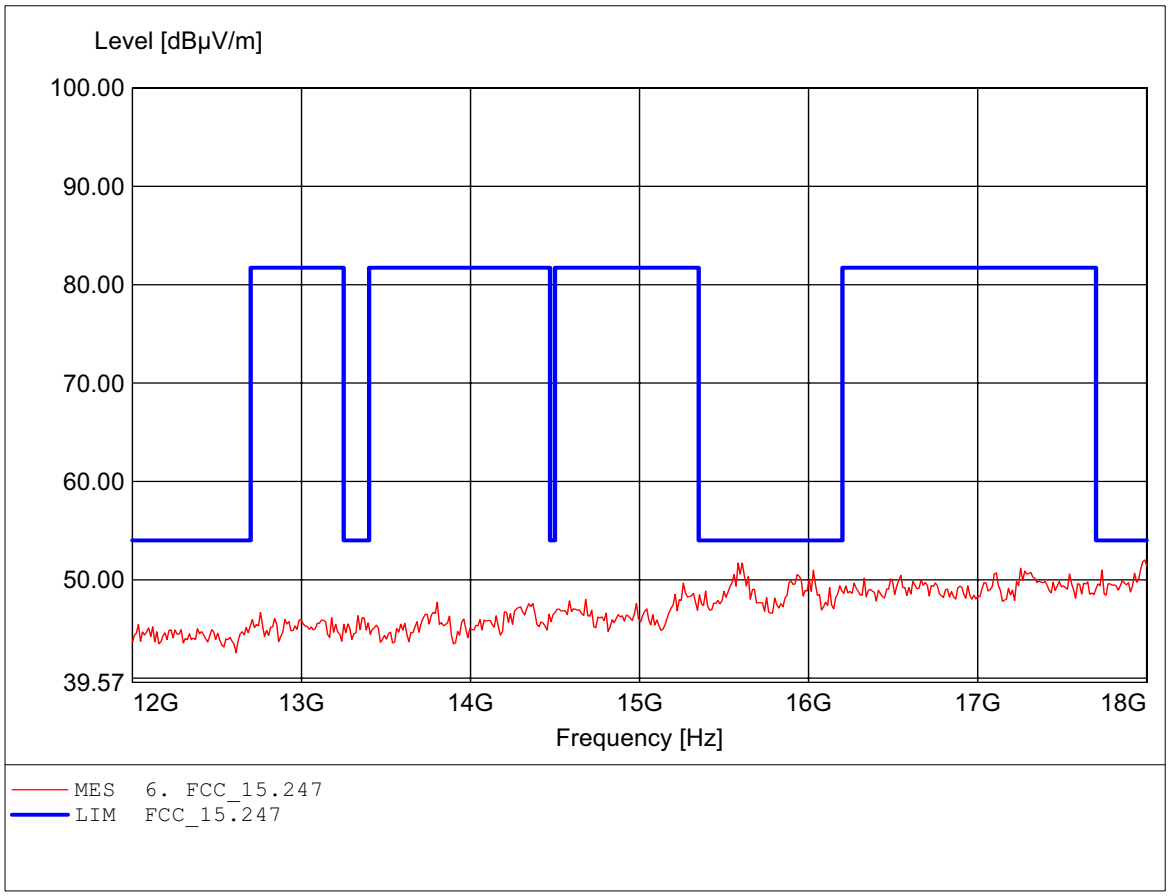

Spurious emissions Field Strength

FCC RULES PART 15, SUBPART C

EUT:	Integrated High Powered Access Point
MODEL NO:	IWE3302 802.11g high channel
Approval Holder:	Interepoch Technology,Inc.
Test Site / Operator:	ETS / Dennis
Temperature/Voltage:	Temp.: 23.5°C/ Unom.: 120 VAC (ac / dc adaptor)
Test Specification:	according to §15.247, peak detector
Comment 1:	Dist.: 3m, Ant.: HL025, ampl.+HP.
	Freq: 17.988GHz, Emax: 52.72dBµV/m, RBW: 1MHz

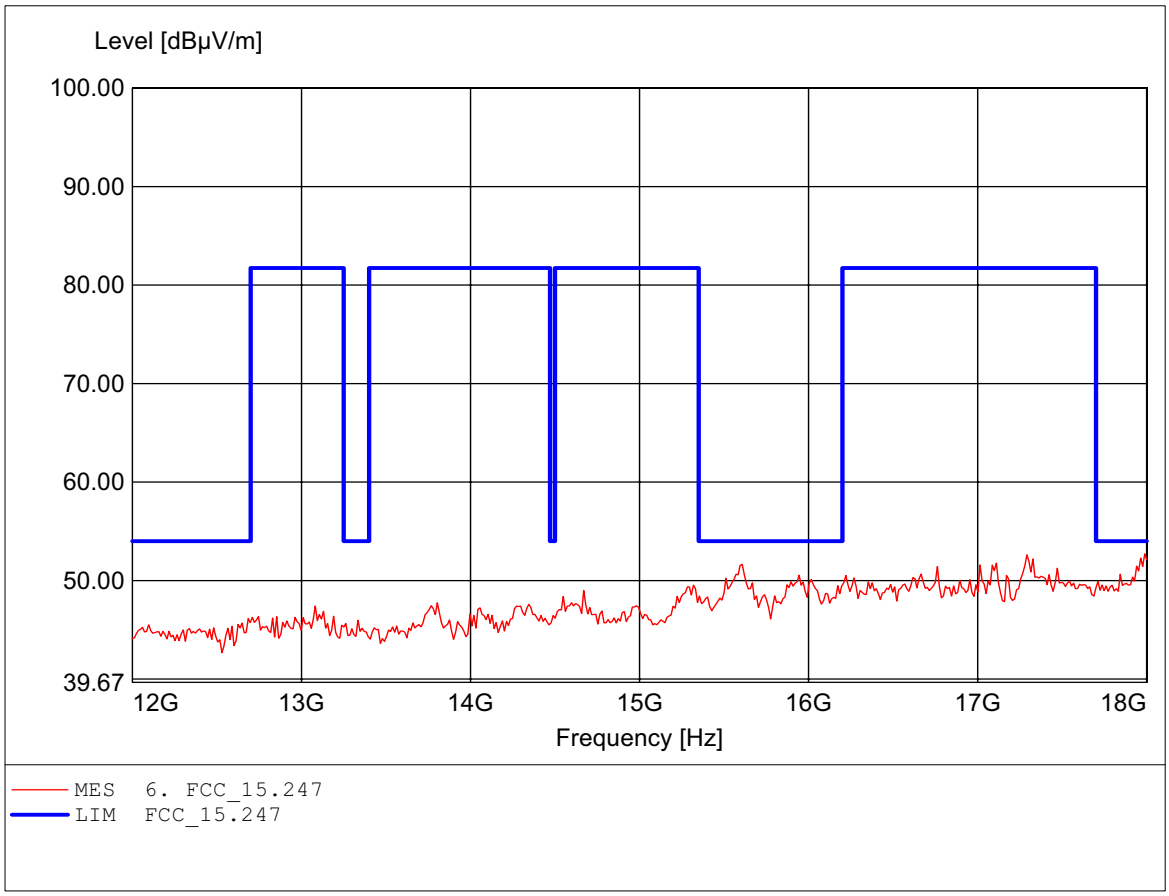

Spurious emissions Field Strength

FCC RULES PART 15, SUBPART C

EUT:	Integrated High Powered Access Point
MODEL NO:	IWE3302 802.11g high channel
Approval Holder:	Interepoch Technology,Inc.
Test Site / Operator:	ETS / Dennis
Temperature/Voltage:	Temp.: 23.5°C/ Unom.: 120 VAC (ac / dc adaptor)
Test Specification:	according to §15.247, peak detector
Comment 1:	Dist.: 3m, Ant.: HL025, amplif.
	Freq: 25.359GHz, Emax: 51.61dBµV/m, RBW: 1MHz

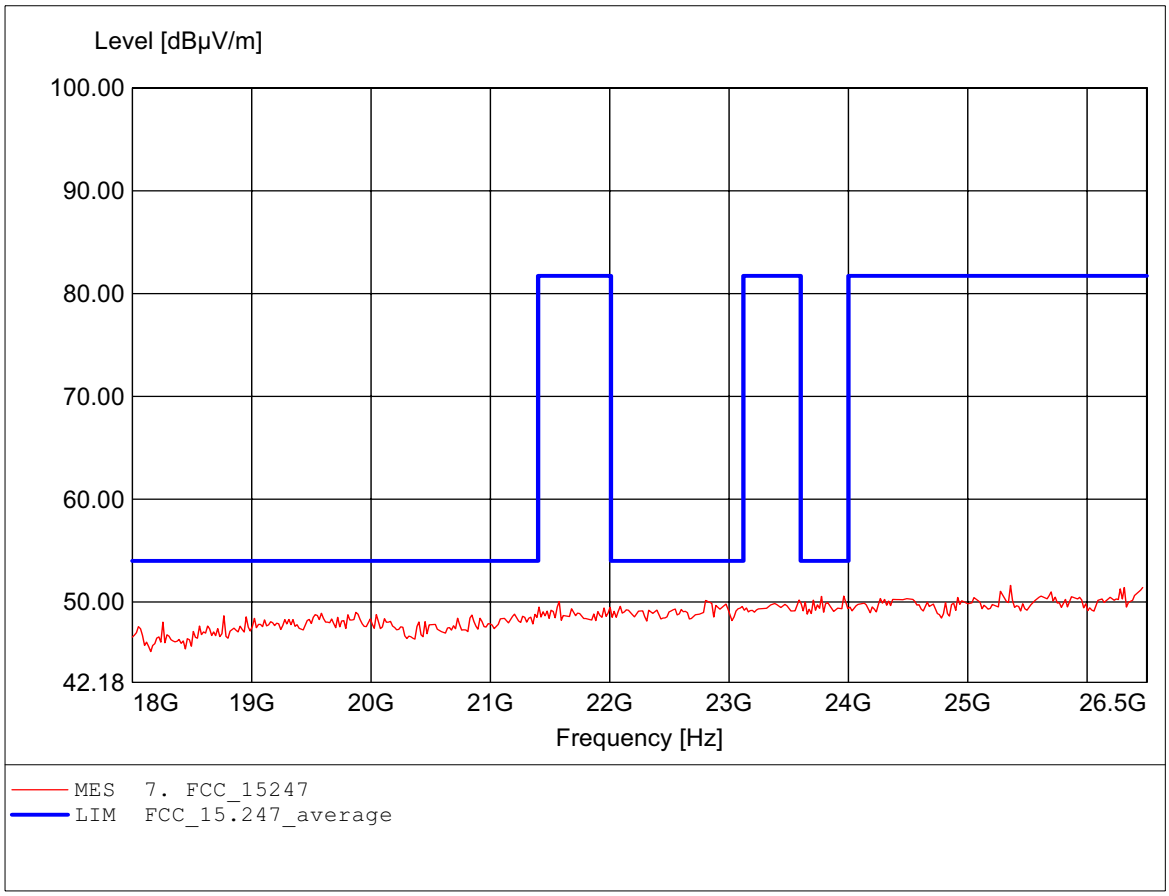

Spurious emissions Field Strength

FCC RULES PART 15, SUBPART C

EUT:	Integrated High Powered Access Point
MODEL NO:	IWE3302 802.11g high channel
Approval Holder:	Interepoch Technology,Inc.
Test Site / Operator:	ETS / Dennis
Temperature/Voltage:	Temp.: 23.5°C/ Unom.: 120 VAC (ac / dc adaptor)
Test Specification:	according to §15.247, peak detector
Comment 1:	Dist.: 3m, Ant.: HL025, amplif.
	Freq: 26.313GHz, Emax: 52.18dBµV/m, RBW: 1MHz

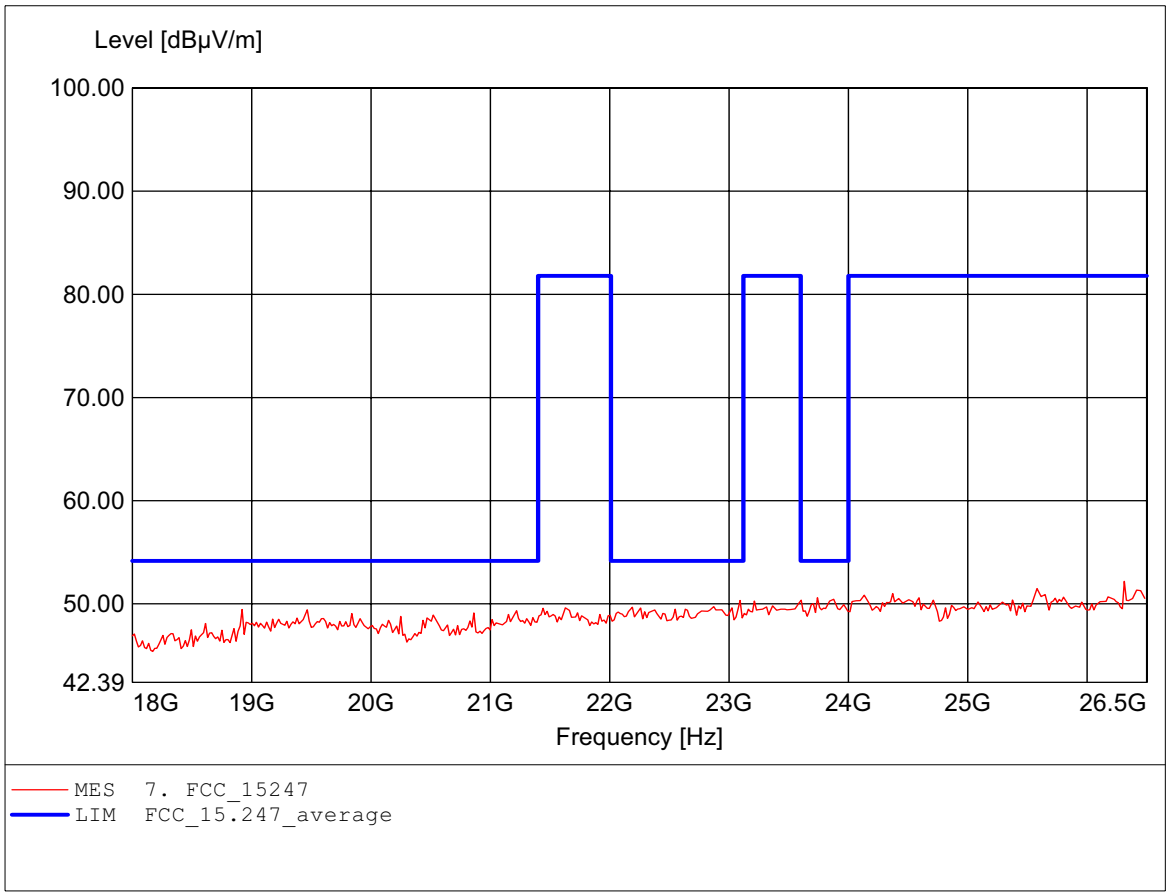

Appendix C

Band Edge Measurement

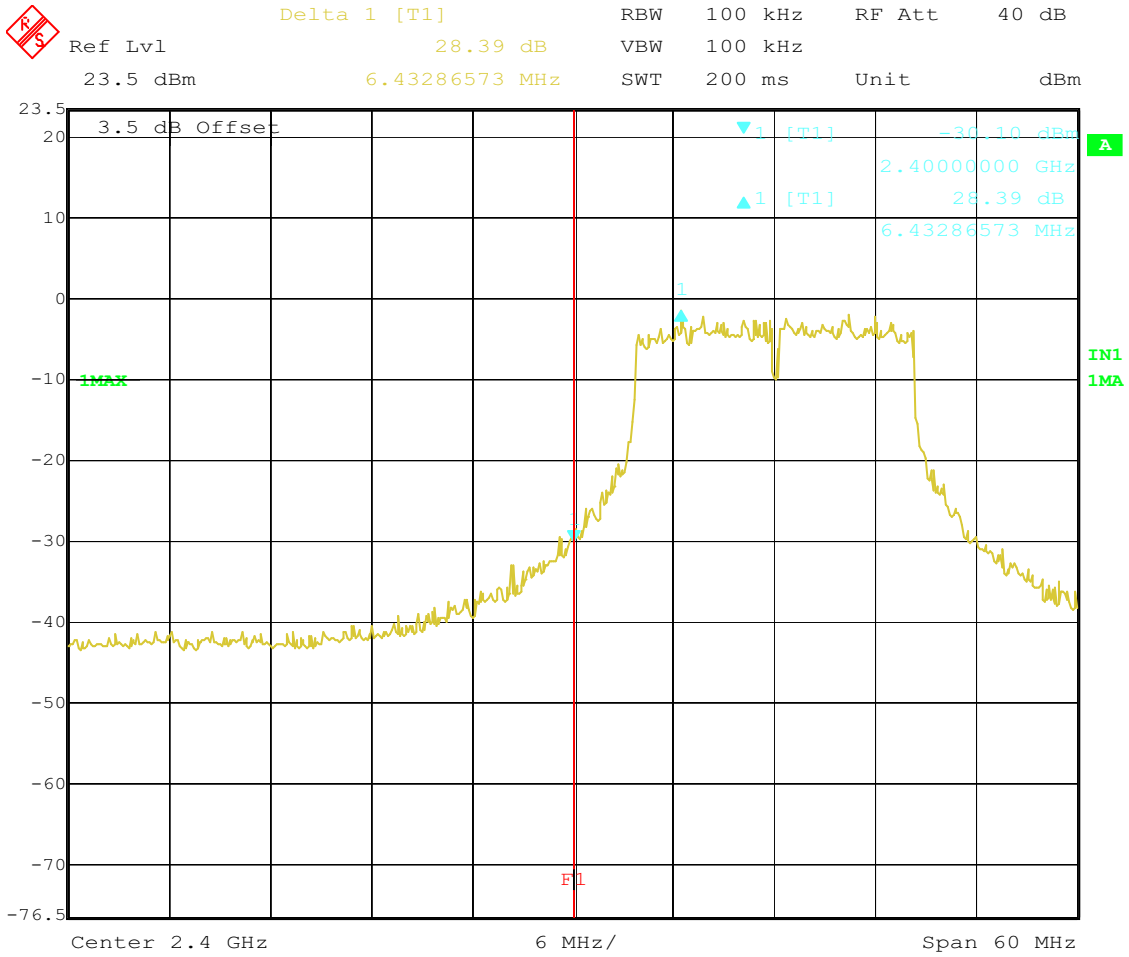

Title: BANDEDGE 802.11g CH 1
Date: 6.JUN.2006 15:03:58

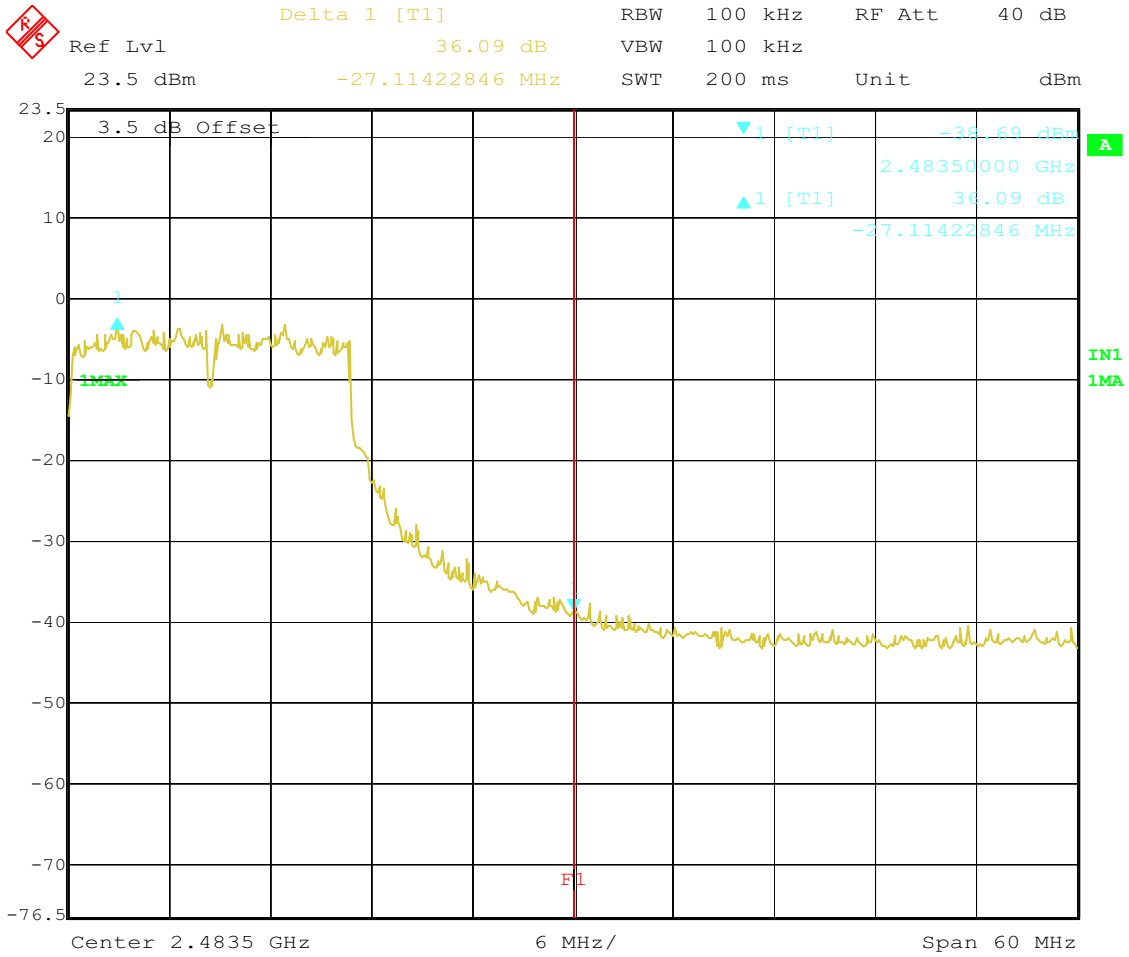

Title: BANDEDGE 802.11g CH11
Date: 6.JUN.2006 15:04:46

Appendix D

Minimum 6dB Bandwidth

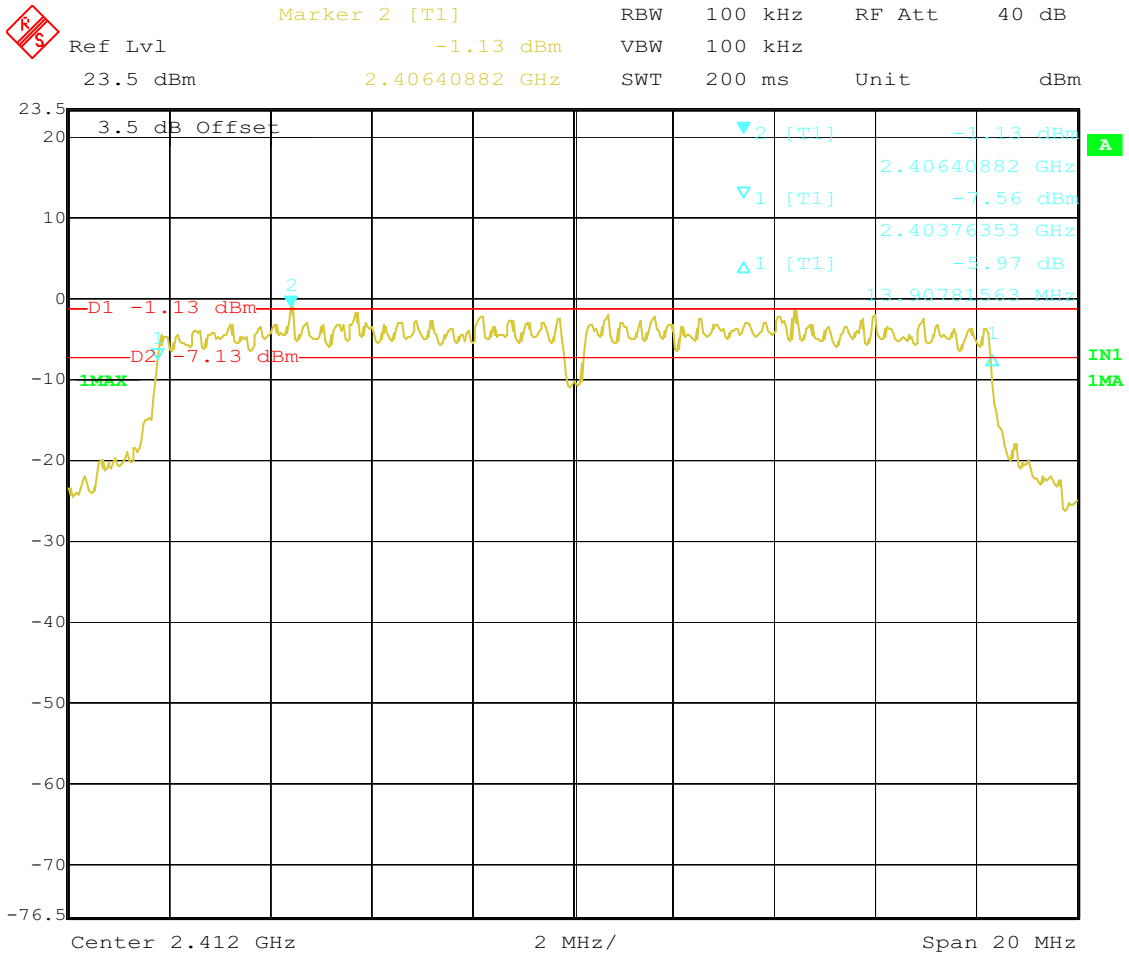

Title: 6dB BANDWIDTH 802.11g CH 1
Date: 6.JUN.2006 14:56:47

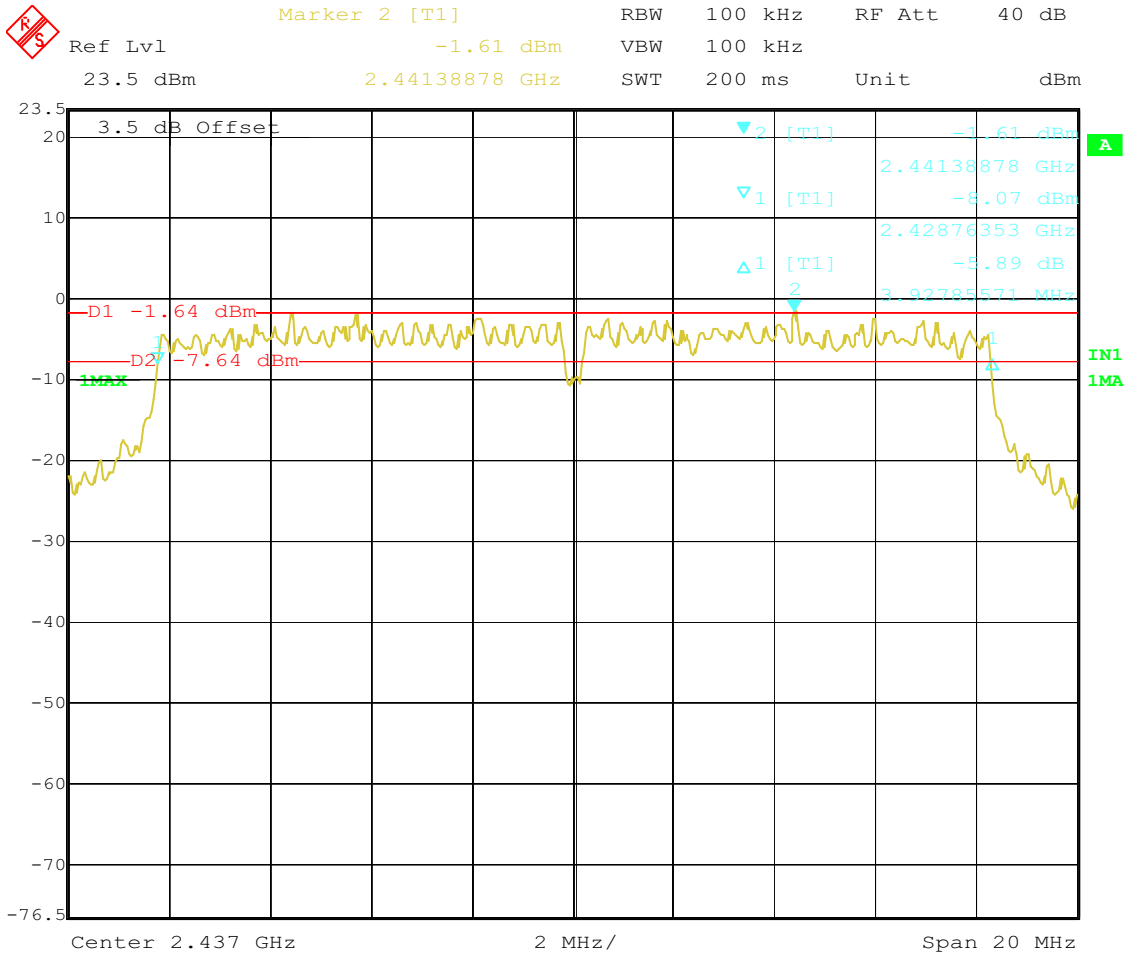

Title: 6dB BANDWIDTH 802.11g CH 6
Date: 6.JUN.2006 14:55:21

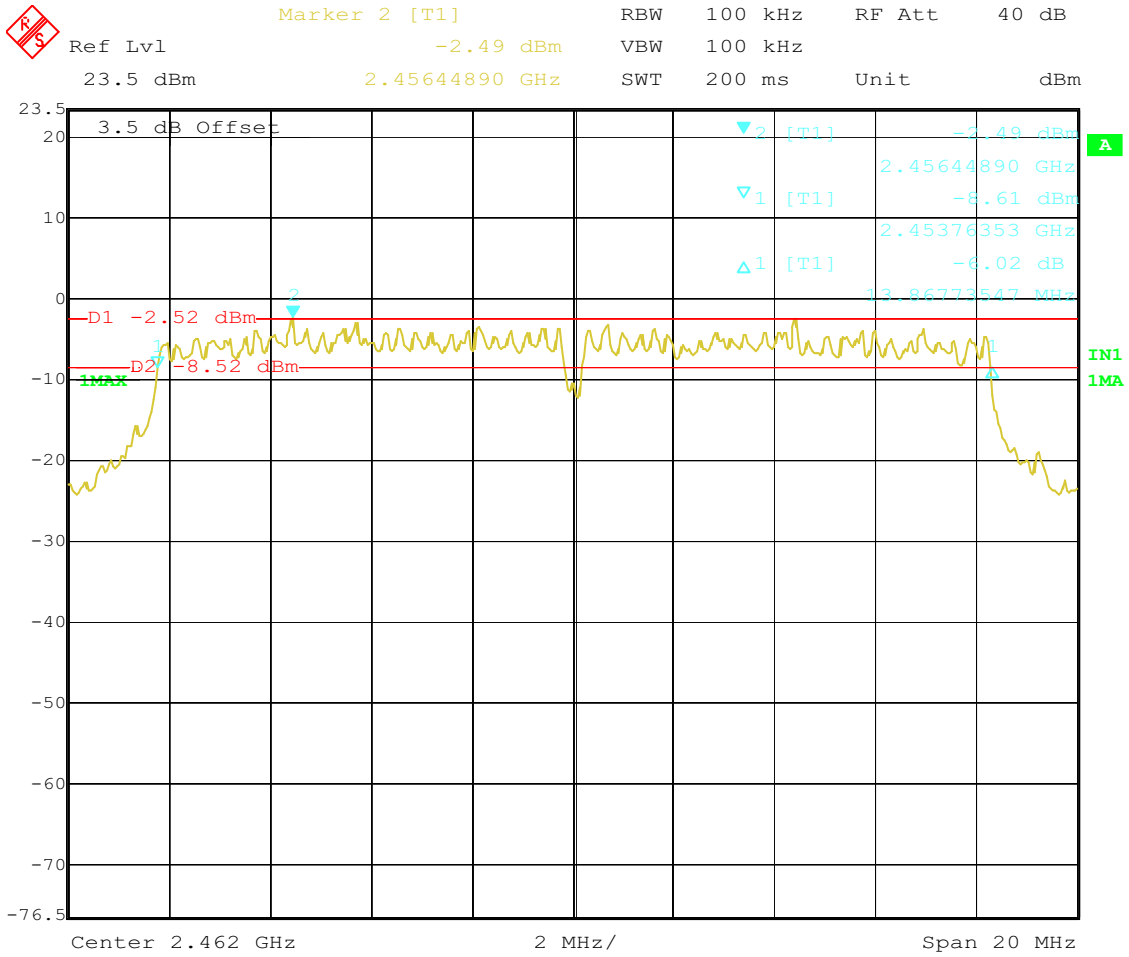

Title: 6dB BANDWIDTH 802.11g CH11
Date: 6.JUN.2006 14:53:12

Appendix E

Peak Power Spectral Density

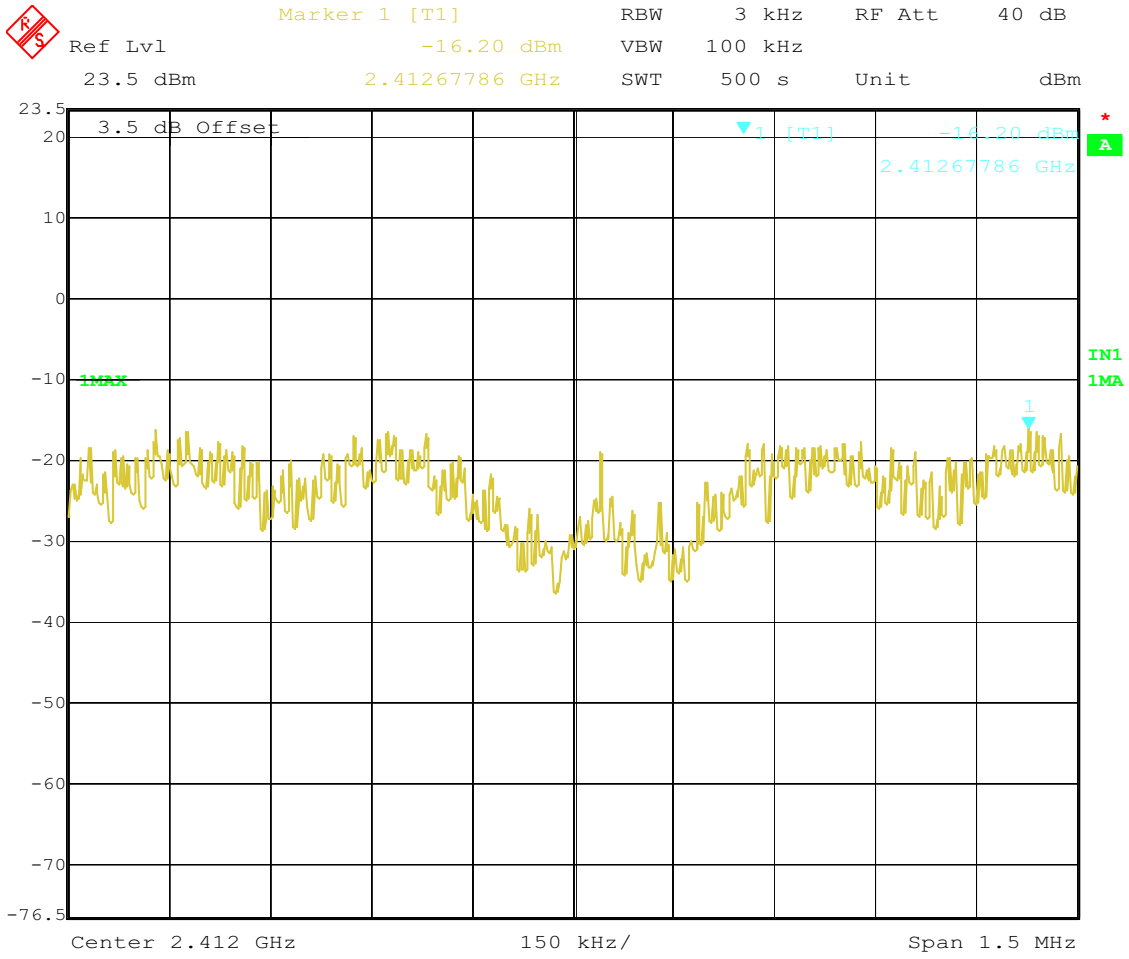

Title: POWER DENSITY 802.11g CH 1
Date: 6.JUN.2006 15:25:04

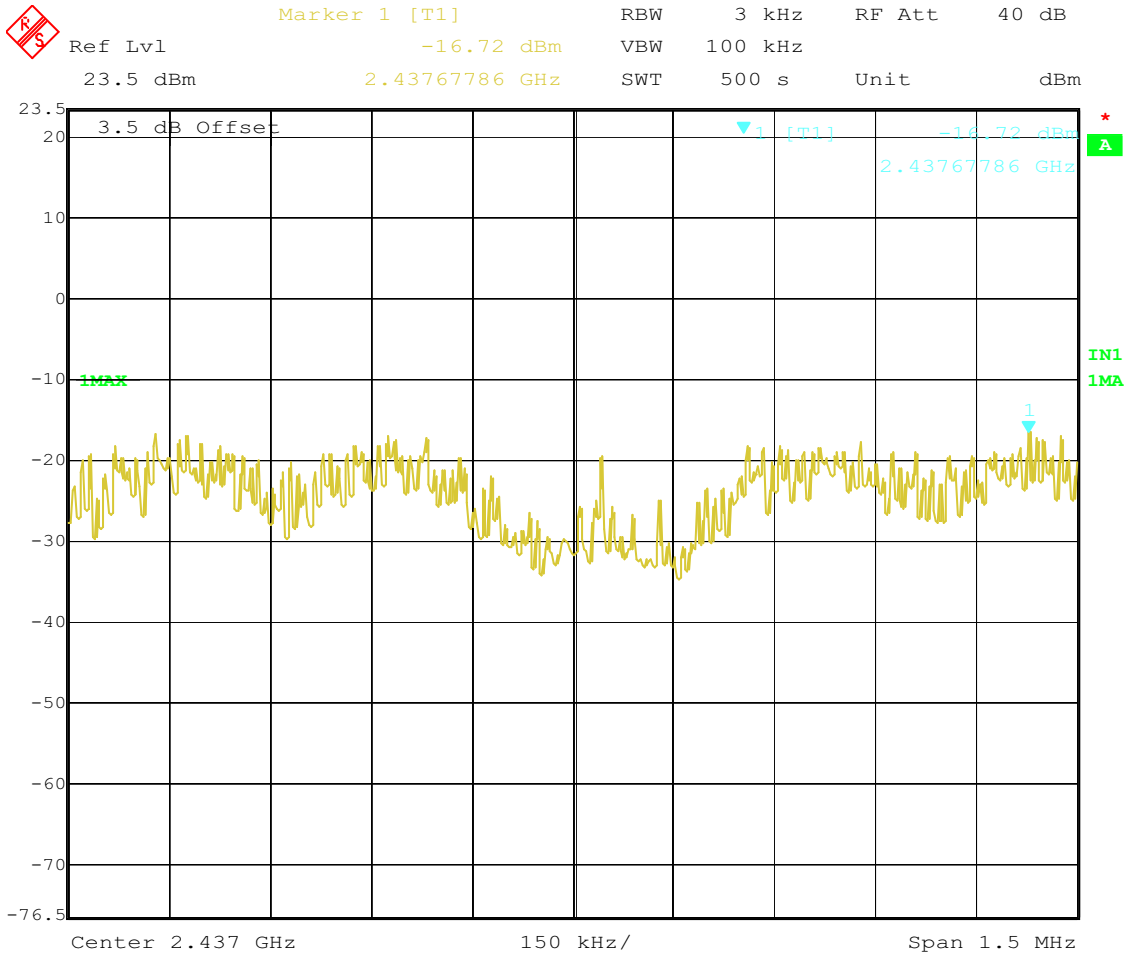

Title: POWER DENSITY 802.11g CH 6
Date: 6.JUN.2006 15:27:58

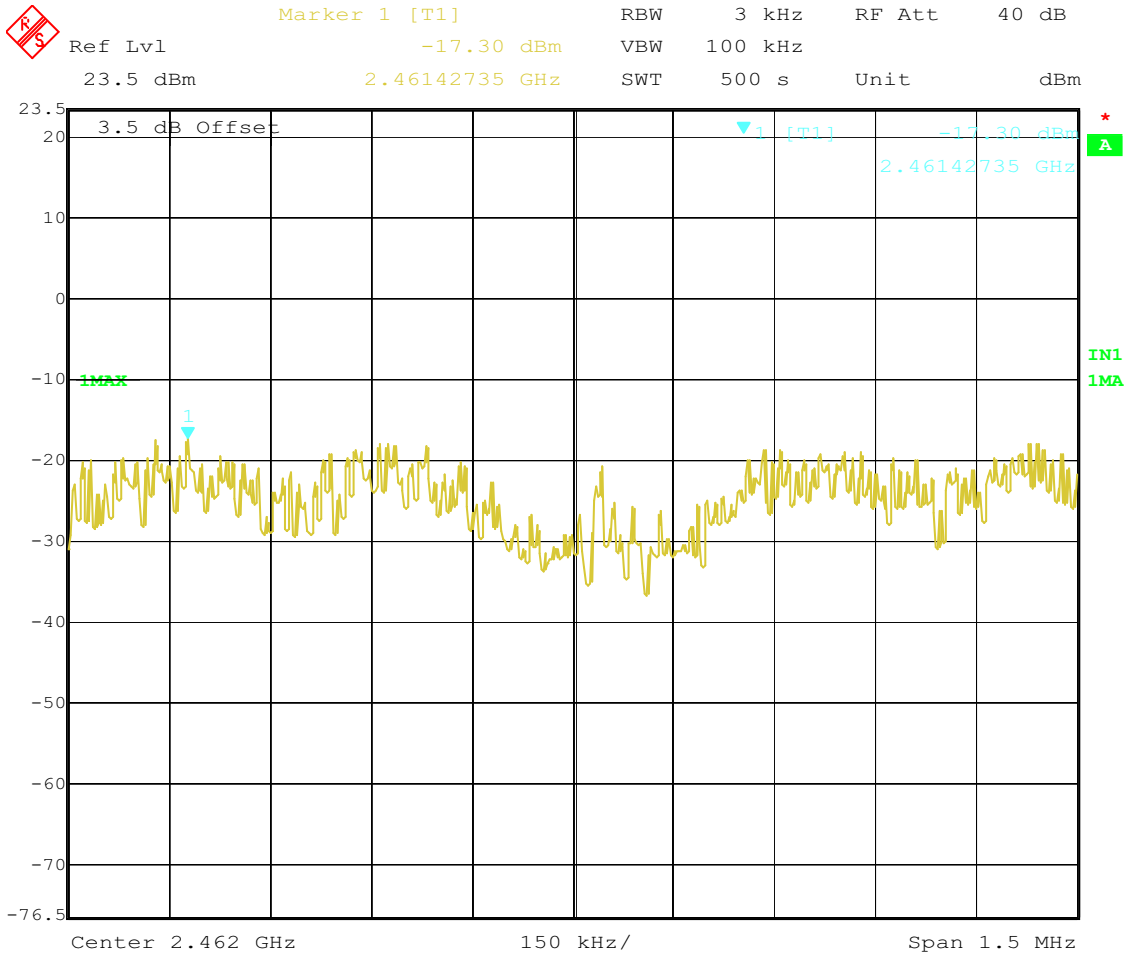

Title: POWER DENSITY 802.11g CH11
Date: 6.JUN.2006 15:29:17

Appendix F

Radiated Emissions from Receiver Section of Transceiver

The measurement diagram are wideband pre-scan results; only for reference.

Field Strength under normal conditions

FCC RULES PART 15, SUBPART B

EUT:	Integrated High Powered Access Point
MODEL NO:	IWE3302 802.11g low channel
Approval Holder:	Interepoch Technology,Inc.
Test Site / Operator:	ETS / Dennis
Temperature/Voltage:	Temp.: 23.5°C/ Unom.: 120 VAC (ac / dc adaptor)
Test Specification:	according to subpart B
Comment 1:	Dist.: 3m, Ant.: HK 116
	Freq:125.050MHz Emax:38.13dBµV/m RBW: 100 kHz

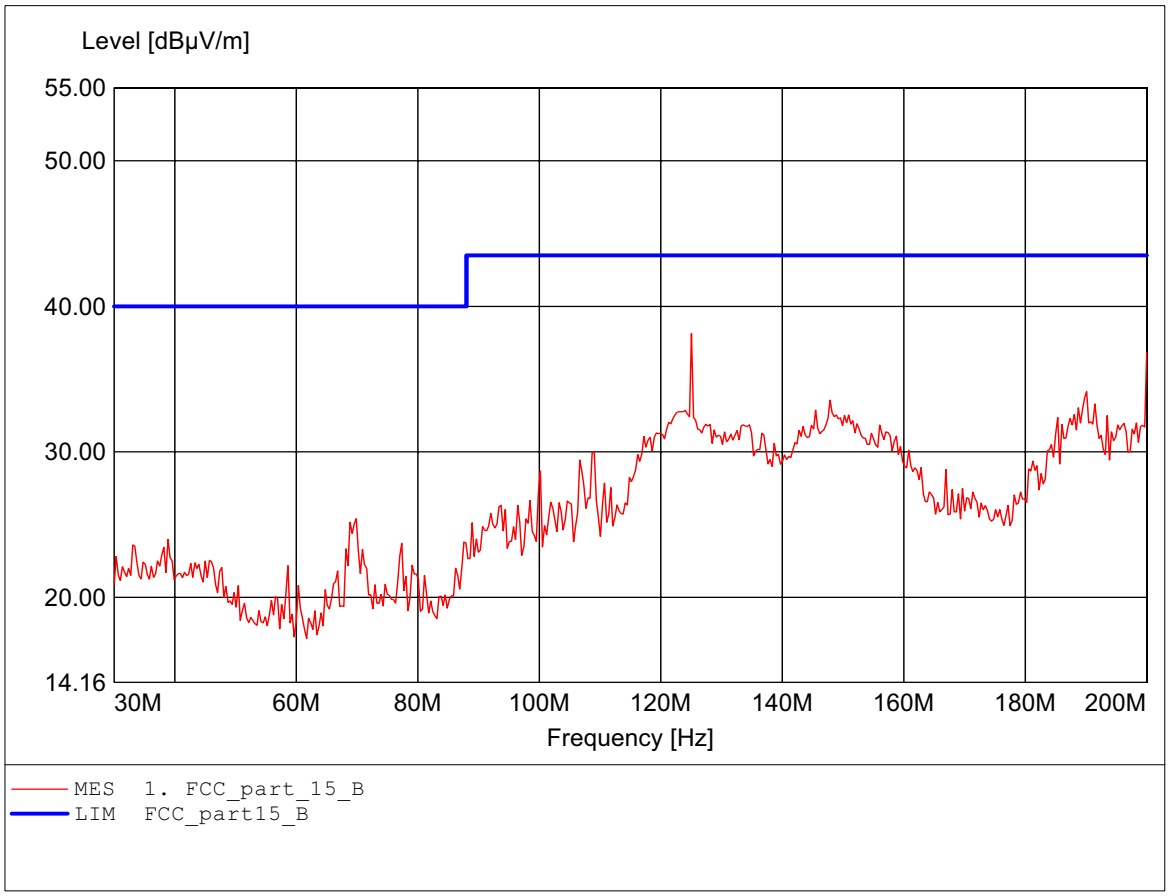

Field Strength under normal conditions

FCC RULES PART 15, SUBPART B

EUT:	Integrated High Powered Access Point
MODEL NO:	IWE3302 802.11g low channel
Approval Holder:	Interepoch Technology,Inc.
Test Site / Operator:	ETS / Dennis
Temperature/Voltage:	Temp.: 23.5°C/ Unom.: 120 VAC (ac / dc adaptor)
Test Specification:	according to subpart B
Comment 1:	Dist.: 3m, Ant.: HK 116
	Freq:125.050MHz Emax:37.91dBµV/m RBW: 100 kHz

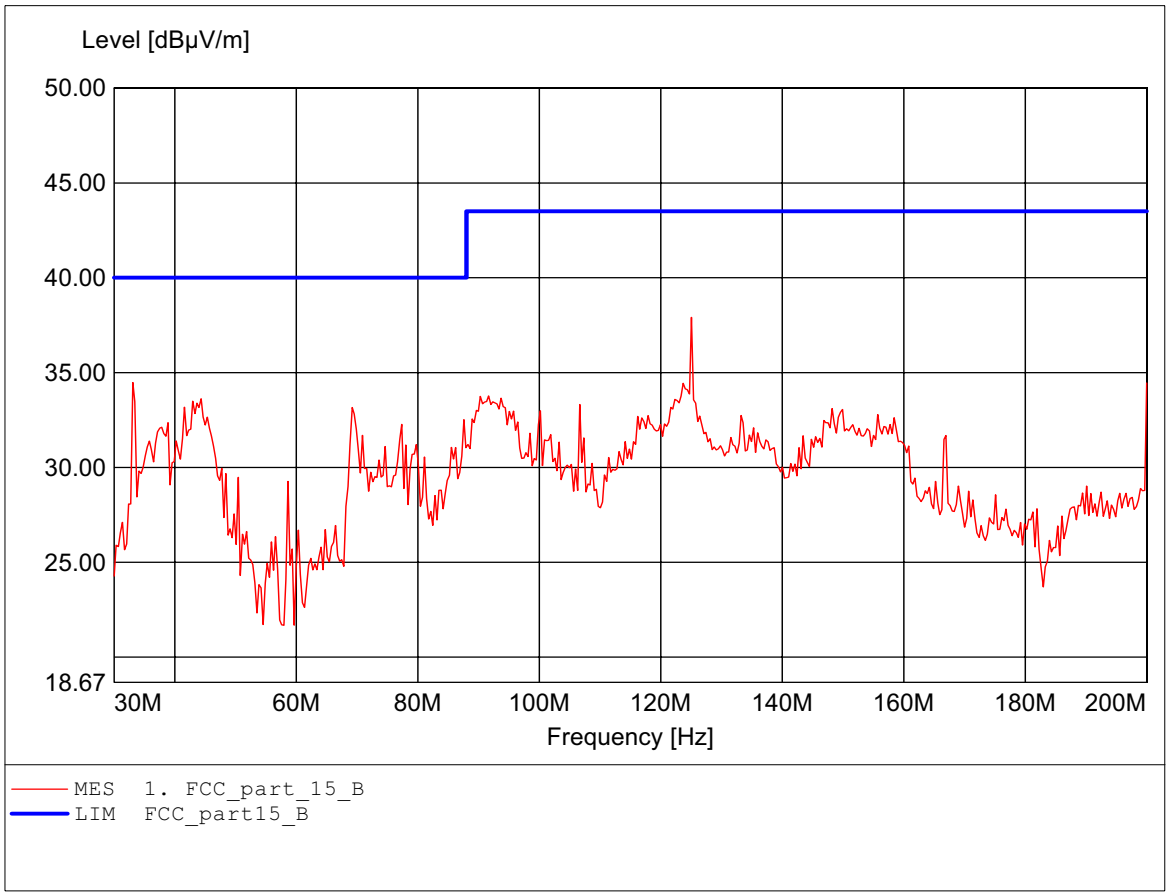

Field Strength under normal conditions

FCC RULES PART 15, SUBPART B

EUT:	Integrated High Powered Access Point
MODEL NO:	IWE3302 802.11g low channel
Approval Holder:	Interepoch Technology,Inc.
Test Site / Operator:	ETS / Dennis
Temperature/Voltage:	Temp.: 23.5°C/ Unom.: 120 VAC (ac / dc adaptor)
Test Specification:	according to subpart B
Comment 1:	Dist.: 3m, Ant.: HL 223, ampl.
	Freq:567.134MHz Emax:47.27dBµV/m RBW: 100 kHz

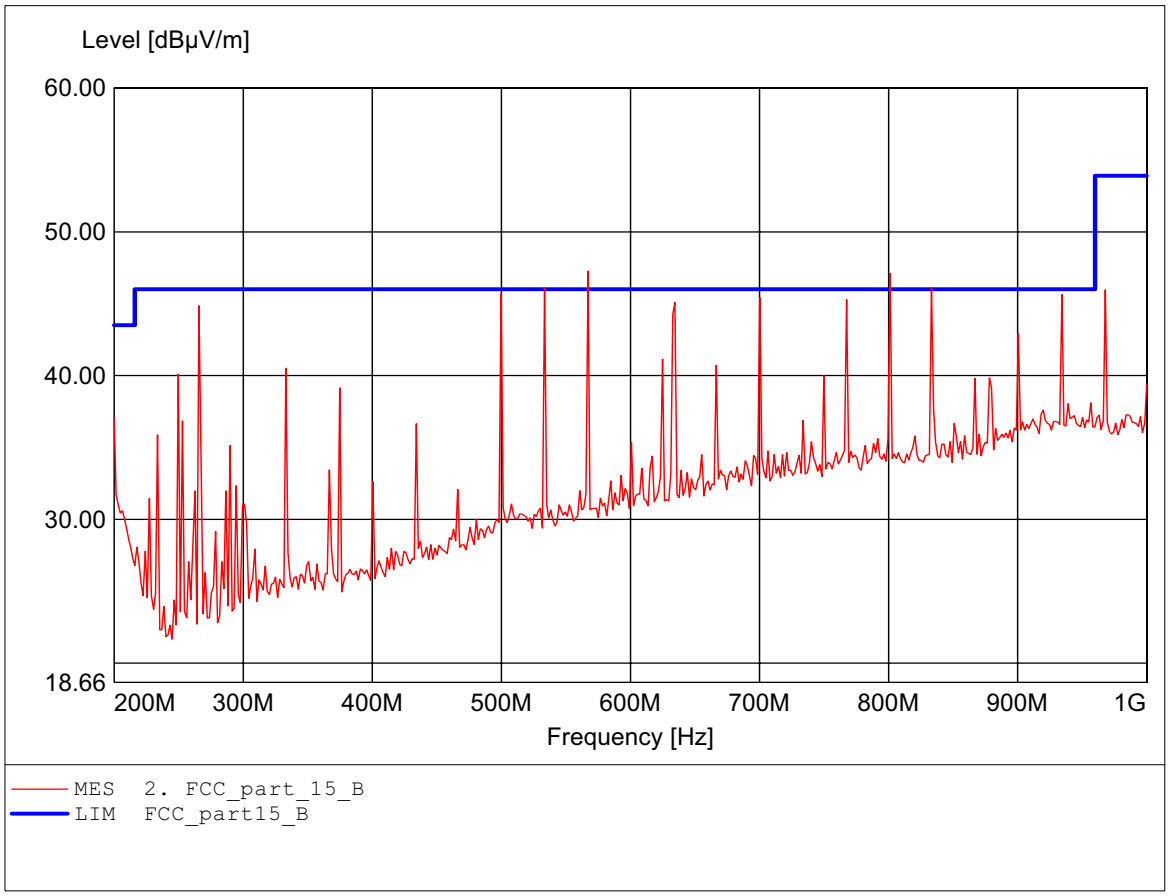

Field Strength under normal conditions

FCC RULES PART 15, SUBPART B

EUT:	Integrated High Powered Access Point
MODEL NO:	IWE3302 802.11g low channel
Approval Holder:	Interepoch Technology,Inc.
Test Site / Operator:	ETS / Dennis
Temperature/Voltage:	Temp.: 23.5°C/ Unom.: 120 VAC (ac / dc adaptor)
Test Specification:	according to subpart B
Comment 1:	Dist.: 3m, Ant.: HL 223, ampl.
	Freq:967.936MHz Emax:45.13dBµV/m RBW: 100 kHz

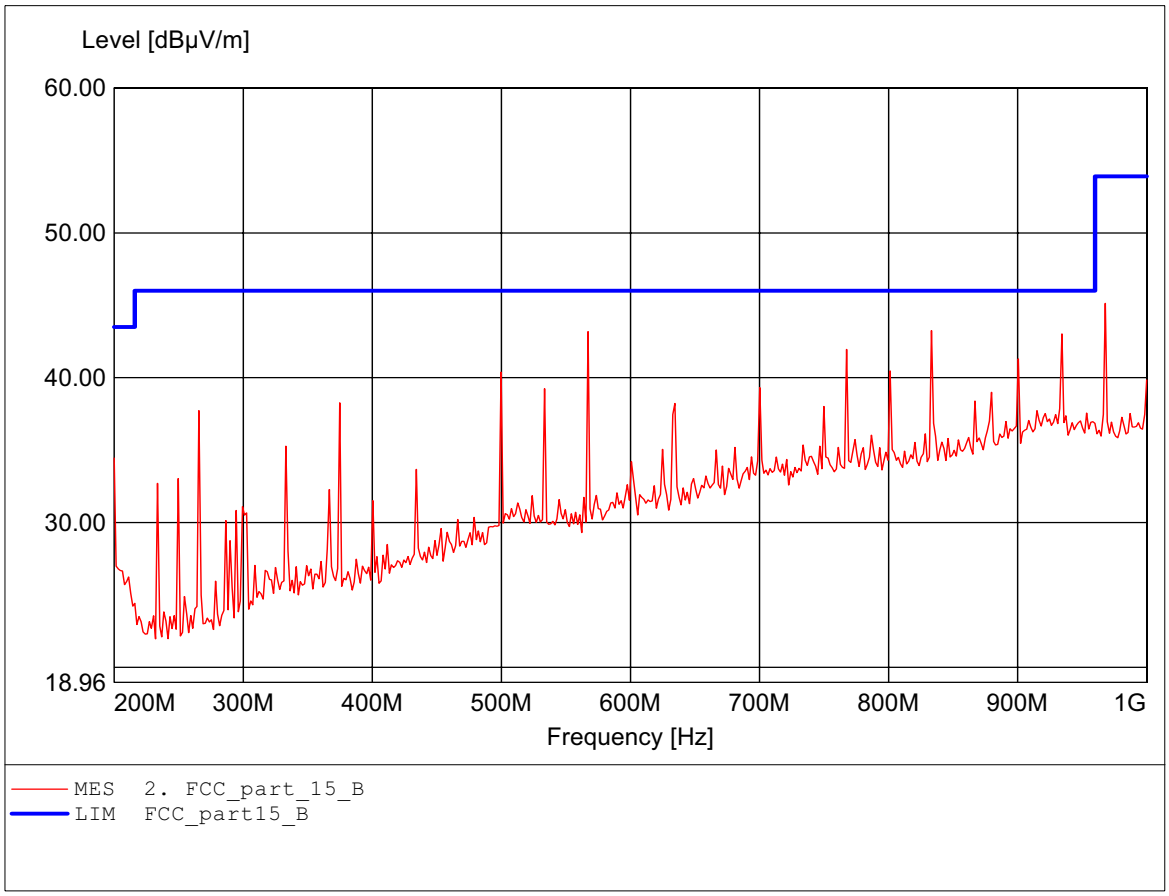

Field Strength under normal conditions

FCC RULES PART 15, SUBPART B

EUT:	Integrated High Powered Access Point
MODEL NO:	IWE3302 802.11g low channel
Approval Holder:	Interepoch Technology,Inc.
Test Site / Operator:	ETS / Dennis
Temperature/Voltage:	Temp.: 23.5°C/ Unom.: 120 VAC (ac / dc adaptor)
Test Specification:	according to subpart B
Comment 1:	Dist.: 3m, Ant.: HL25, ampl.
	Freq:3.820GHz Emax:47.80dBµV/m RBW: 1 MHz

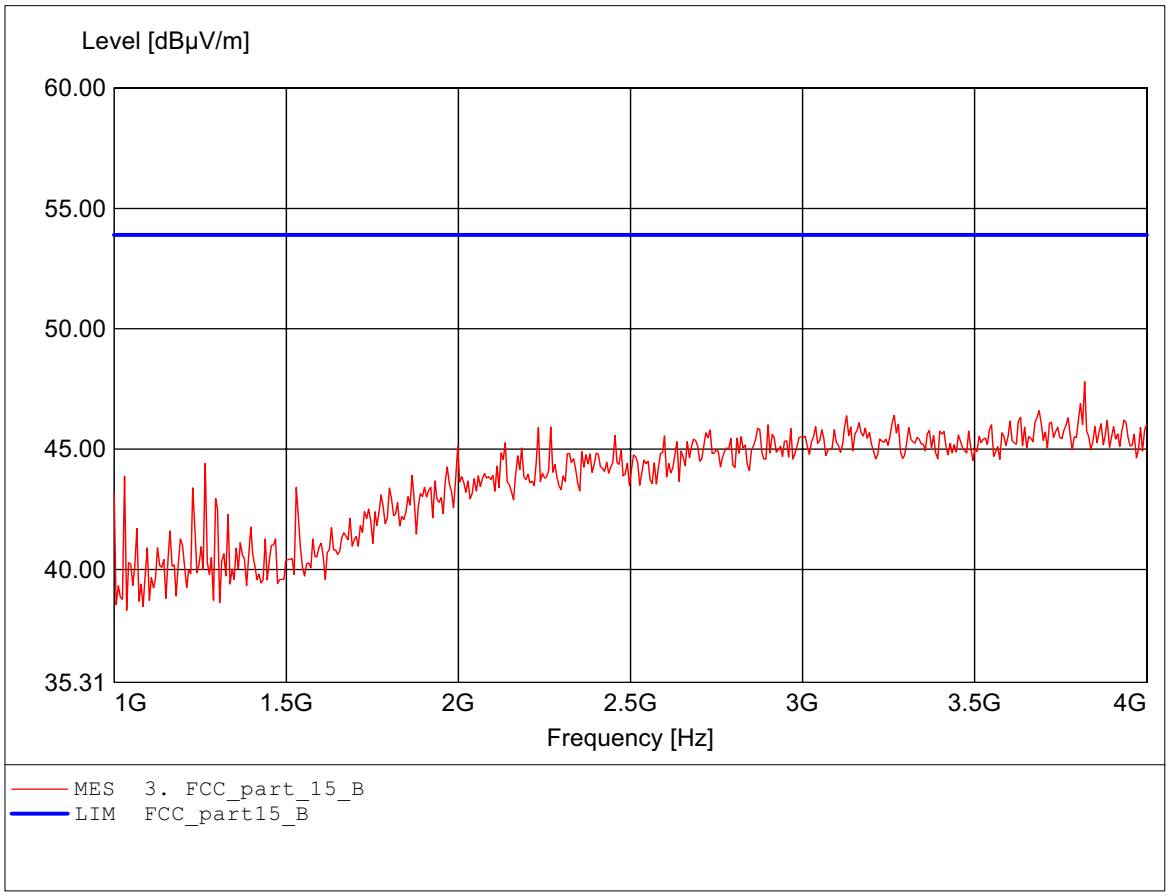

Field Strength under normal conditions

FCC RULES PART 15, SUBPART B

EUT:	Integrated High Powered Access Point
MODEL NO:	IWE3302 802.11g low channel
Approval Holder:	Interepoch Technology,Inc.
Test Site / Operator:	ETS / Dennis
Temperature/Voltage:	Temp.: 23.5°C/ Unom.: 120 VAC (ac / dc adaptor)
Test Specification:	according to subpart B
Comment 1:	Dist.: 3m, Ant.: HL25, ampl.
	Freq:3.140GHz Emax:47.05dBµV/m RBW: 1 MHz

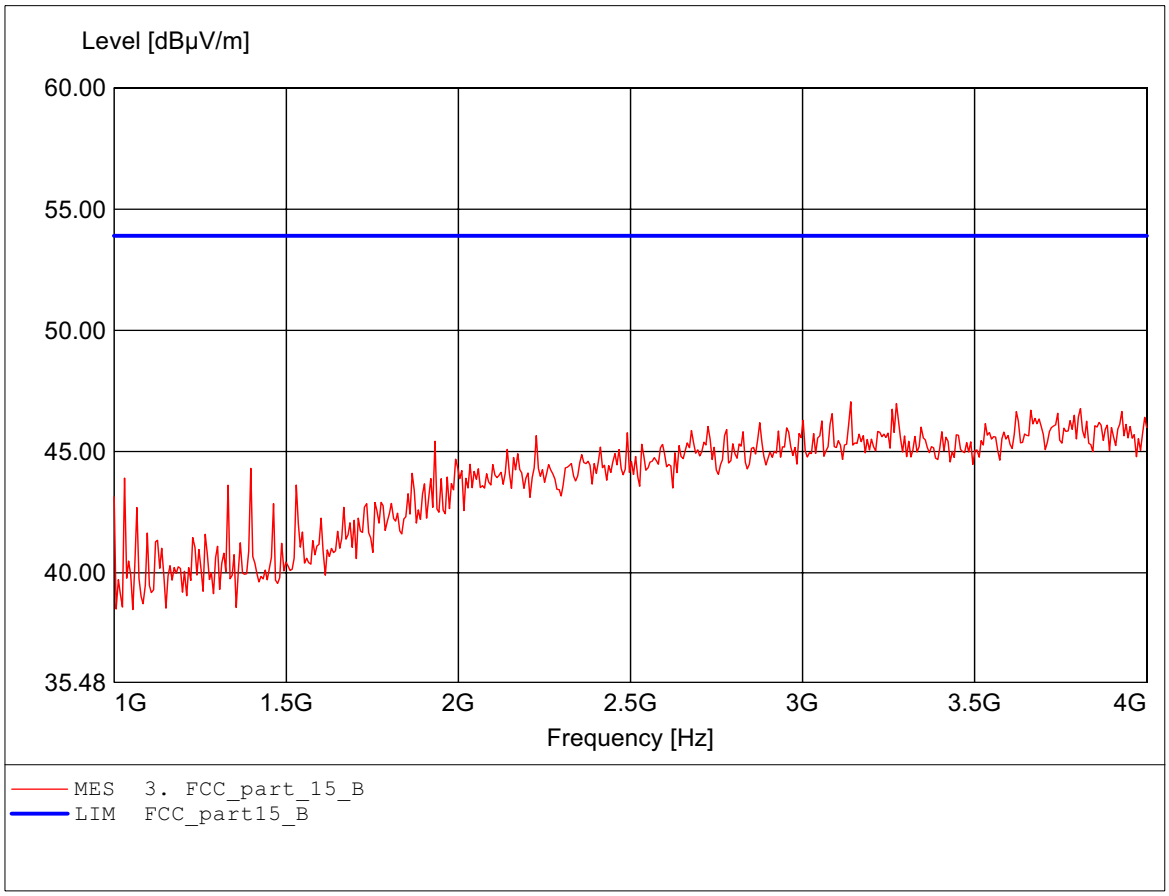

Field Strength under normal conditions

FCC RULES PART 15, SUBPART B

EUT:	Integrated High Powered Access Point
MODEL NO:	IWE3302 802.11g low channel
Approval Holder:	Interepoch Technology,Inc.
Test Site / Operator:	ETS / Dennis
Temperature/Voltage:	Temp.: 23.5°C/ Unom.: 120 VAC (ac / dc adaptor)
Test Specification:	according to subpart B
Comment 1:	Dist.: 3m, Ant.: HL25, ampl.
	Freq:7.511GHz Emax:52.49dBµV/m RBW: 1 MHz

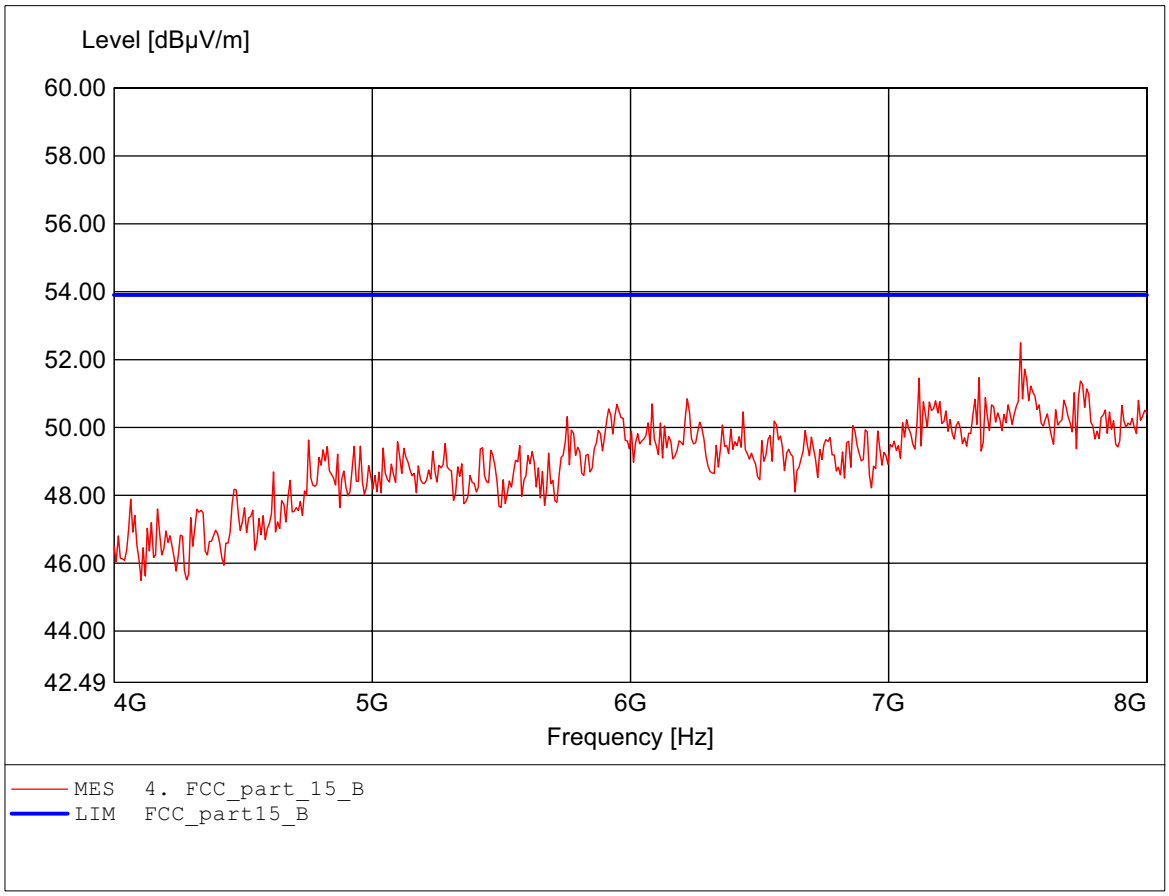

Field Strength under normal conditions

FCC RULES PART 15, SUBPART B

EUT:	Integrated High Powered Access Point
MODEL NO:	IWE3302 802.11g low channel
Approval Holder:	Interepoch Technology,Inc.
Test Site / Operator:	ETS / Dennis
Temperature/Voltage:	Temp.: 23.5°C/ Unom.: 120 VAC (ac / dc adaptor)
Test Specification:	according to subpart B
Comment 1:	Dist.: 3m, Ant.: HL25, ampl.
	Freq:7.487GHz Emax:51.63dBµV/m RBW: 1 MHz

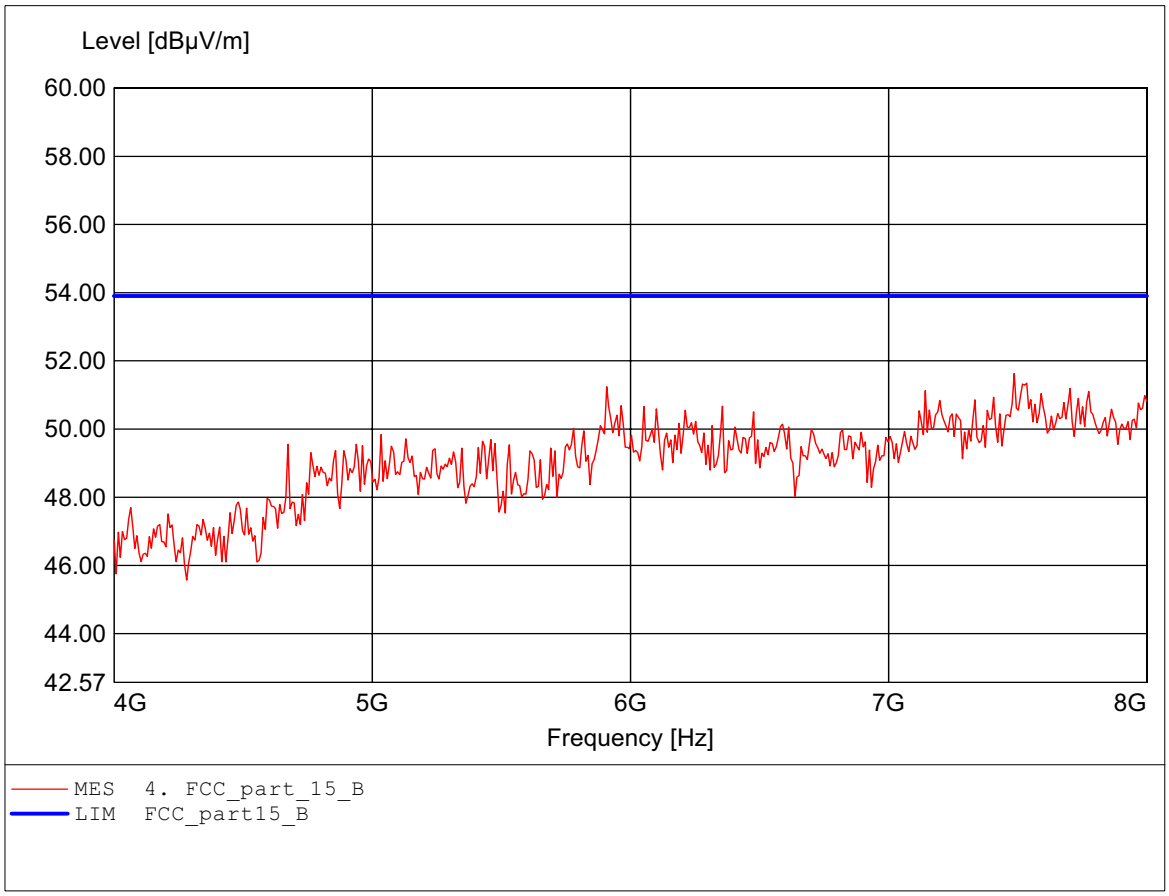

Field Strength under normal conditions

FCC RULES PART 15, SUBPART B

EUT:	Integrated High Powered Access Point
MODEL NO:	IWE3302 802.11g low channel
Approval Holder:	Interepoch Technology,Inc.
Test Site / Operator:	ETS / Dennis
Temperature/Voltage:	Temp.: 23.5°C/ Unom.: 120 VAC (ac / dc adaptor)
Test Specification:	according to subpart B
Comment 1:	Dist.: 3m, Ant.: HL25, ampl.
	Freq:12.940GHz Emax:52.94dBµV/m RBW: 1 MHz

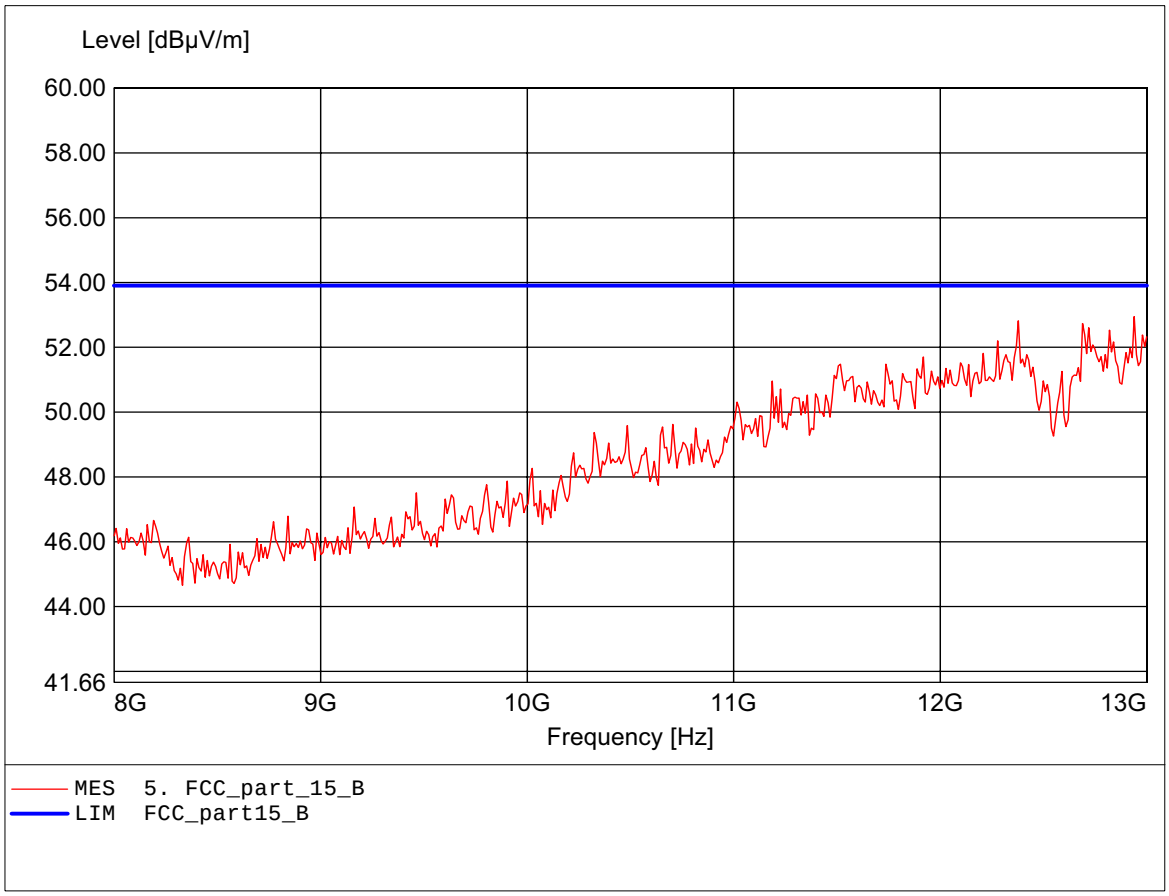

Field Strength under normal conditions

FCC RULES PART 15, SUBPART B

EUT:	Integrated High Powered Access Point
MODEL NO:	IWE3302 802.11g low channel
Approval Holder:	Interepoch Technology,Inc.
Test Site / Operator:	ETS / Dennis
Temperature/Voltage:	Temp.: 23.5°C/ Unom.: 120 VAC (ac / dc adaptor)
Test Specification:	according to subpart B
Comment 1:	Dist.: 3m, Ant.: HL25, ampl.
	Freq:12.980GHz Emax:52.77dBµV/m RBW: 1 MHz

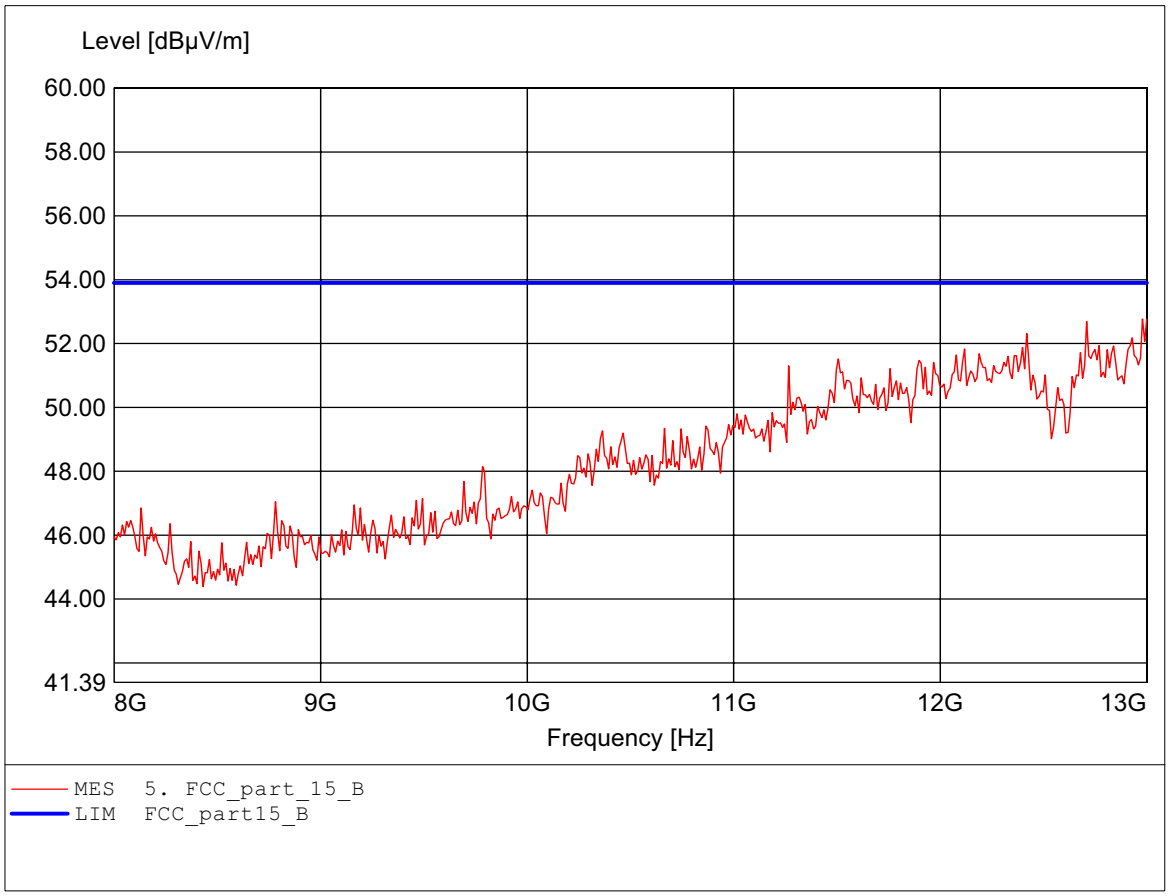

Field Strength under normal conditions

FCC RULES PART 15, SUBPART B

EUT:	Integrated High Powered Access Point
MODEL NO:	IWE3302 802.11g low channel
Approval Holder:	Interepoch Technology,Inc.
Test Site / Operator:	ETS / Dennis
Temperature/Voltage:	Temp.: 23.5°C/ Unom.: 120 VAC (ac / dc adaptor)
Test Specification:	according to subpart B
Comment 1:	Dist.: 3m, Ant.: HL25, ampl.
	Freq:18.000GHz Emax:53.87dBµV/m RBW: 1 MHz

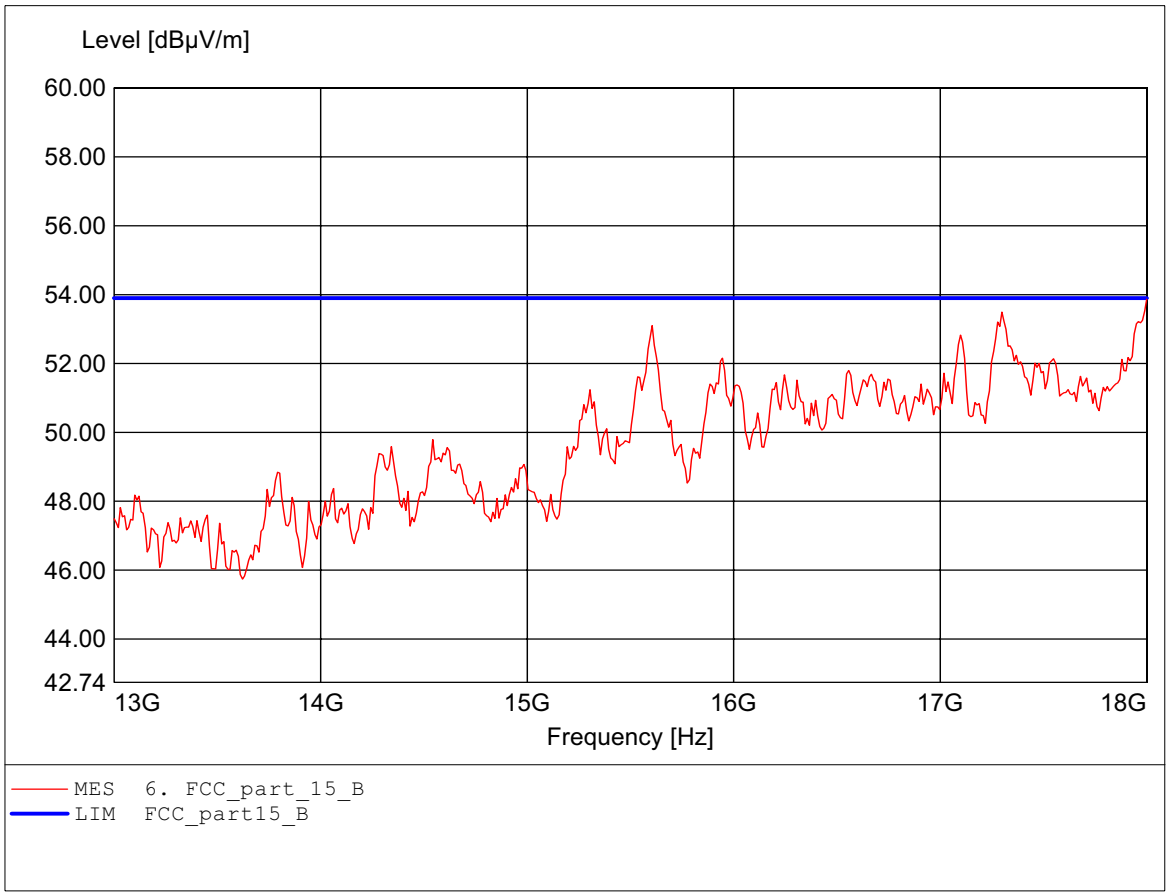

Field Strength under normal conditions

FCC RULES PART 15, SUBPART B

EUT:	Integrated High Powered Access Point
MODEL NO:	IWE3302 802.11g low channel
Approval Holder:	Interepoch Technology,Inc.
Test Site / Operator:	ETS / Dennis
Temperature/Voltage:	Temp.: 23.5°C/ Unom.: 120 VAC (ac / dc adaptor)
Test Specification:	according to subpart B
Comment 1:	Dist.: 3m, Ant.: HL25, ampl.
	Freq:18.000GHz Emax:53.52dBµV/m RBW: 1 MHz

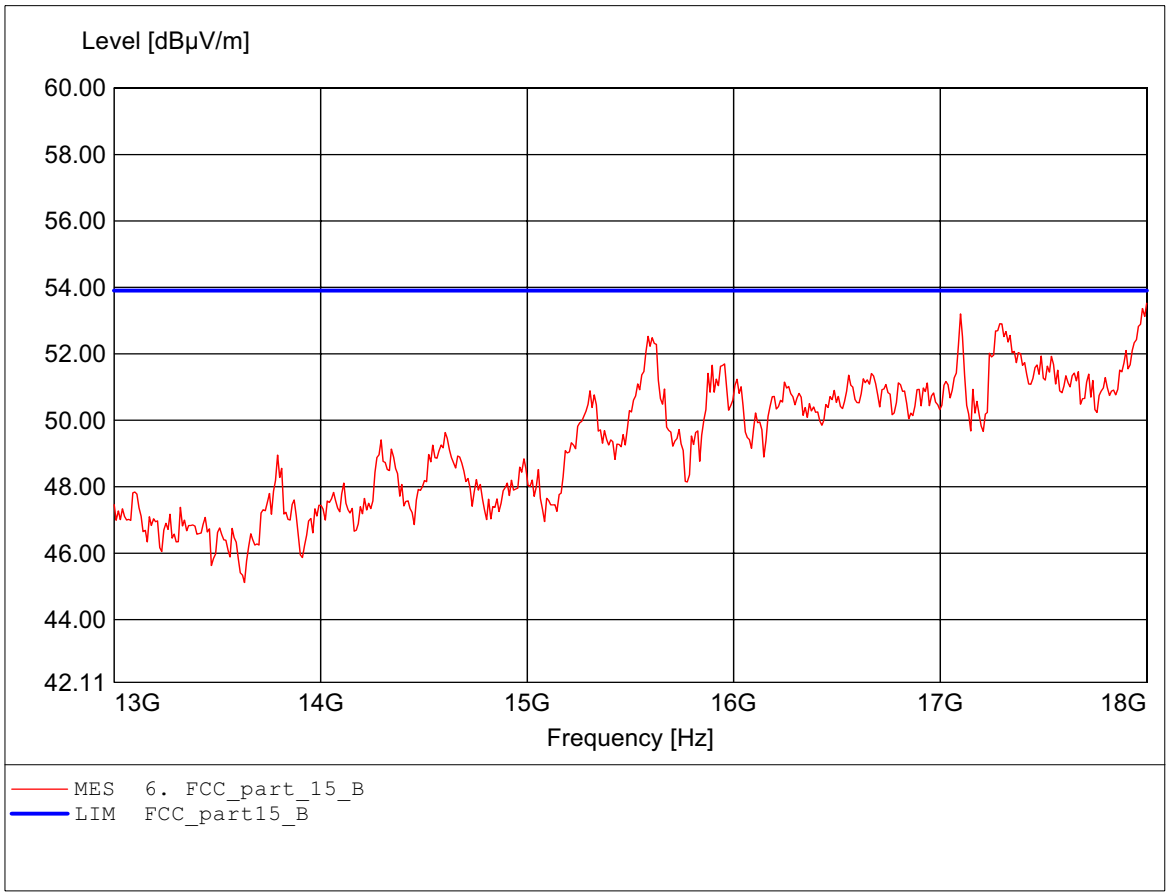

Field Strength under normal conditions

FCC RULES PART 15, SUBPART B

EUT:	Integrated High Powered Access Point
MODEL NO:	IWE3302 802.11g middle channel
Approval Holder:	Interepoch Technology,Inc.
Test Site / Operator:	ETS / Dennis
Temperature/Voltage:	Temp.: 23.5°C/ Unom.: 120 VAC (ac / dc adaptor)
Test Specification:	according to subpart B
Comment 1:	Dist.: 3m, Ant.: HK 116
	Freq:200.000MHz Emax:38.03dBµV/m RBW: 100 kHz

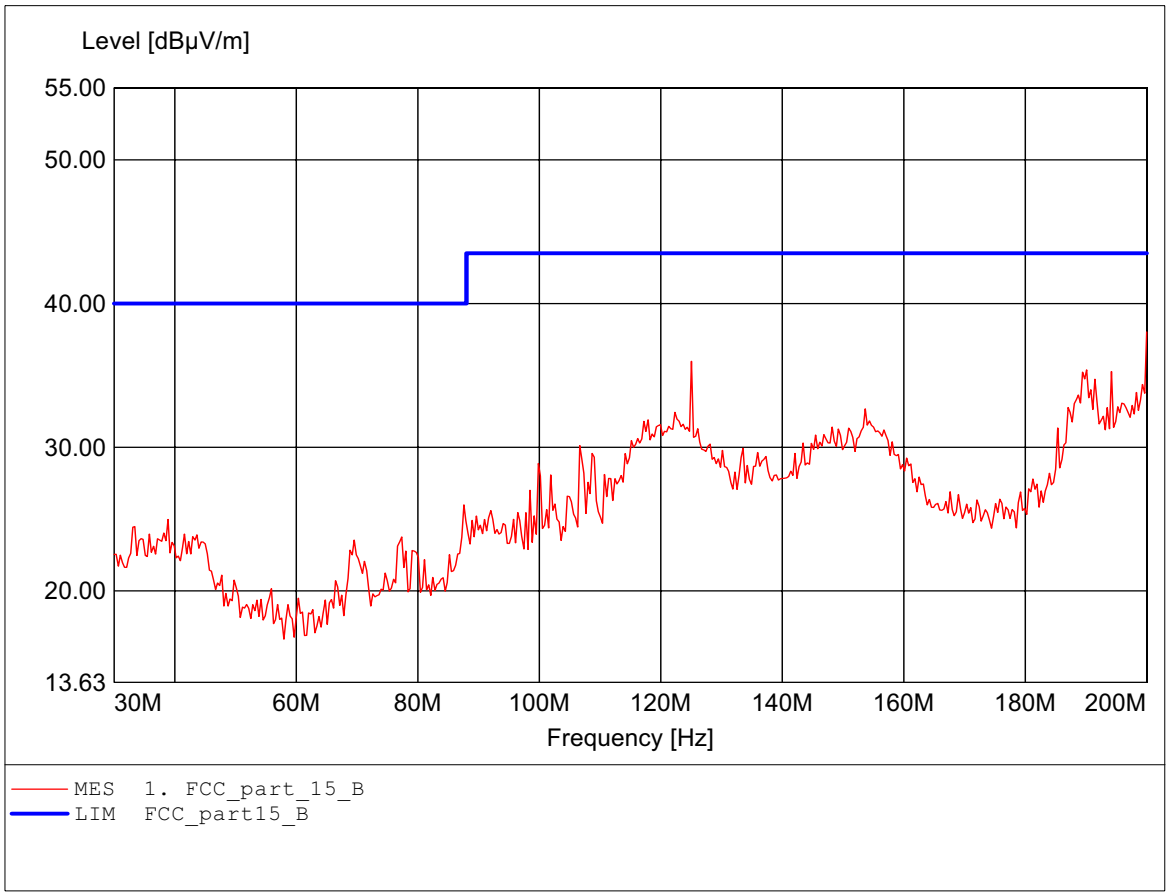

Field Strength under normal conditions

FCC RULES PART 15, SUBPART B

EUT:	Integrated High Powered Access Point
MODEL NO:	IWE3302 802.11g middle channel
Approval Holder:	Interepoch Technology,Inc.
Test Site / Operator:	ETS / Dennis
Temperature/Voltage:	Temp.: 23.5°C/ Unom.: 120 VAC (ac / dc adaptor)
Test Specification:	according to subpart B
Comment 1:	Dist.: 3m, Ant.: HK 116
	Freq:38.858MHz Emax:37.20dBµV/m RBW: 100 kHz

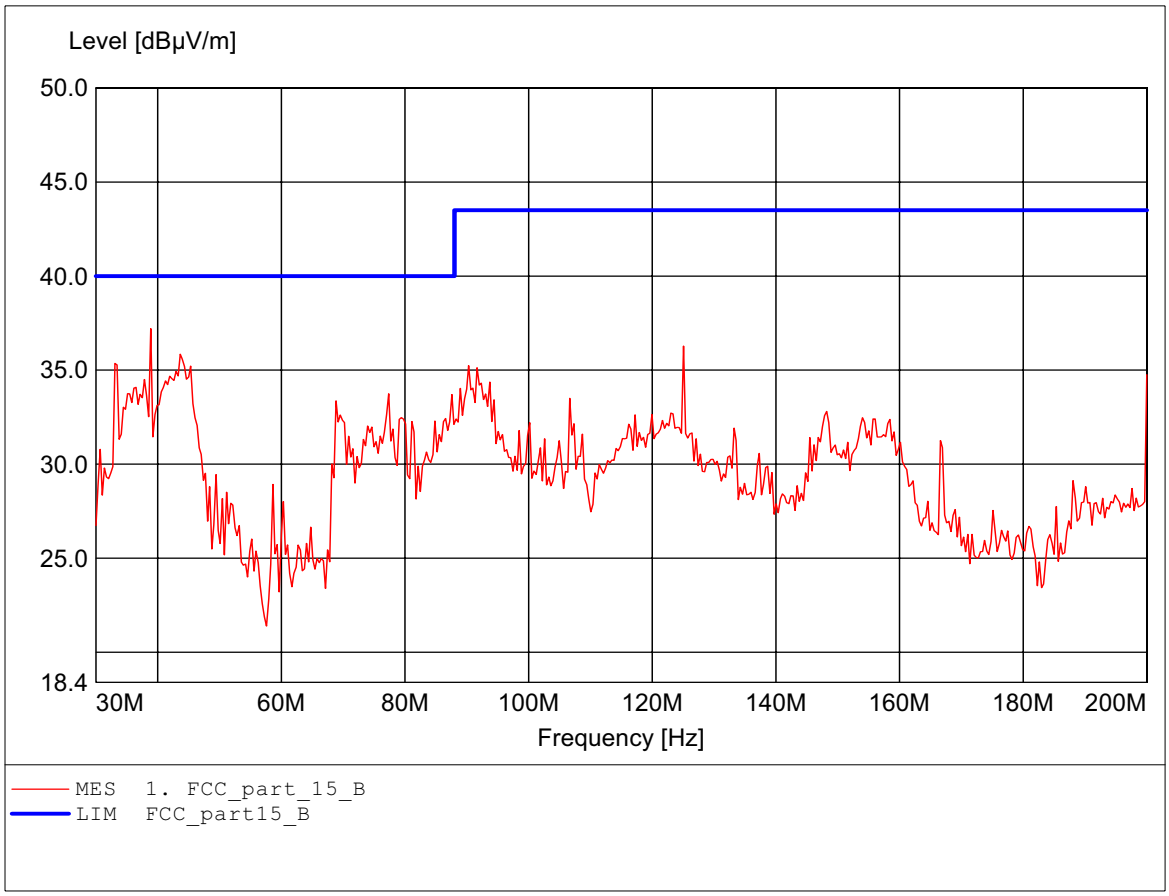

Field Strength under normal conditions

FCC RULES PART 15, SUBPART B

EUT:	Integrated High Powered Access Point
MODEL NO:	IWE3302 802.11g middle channel
Approval Holder:	Interepoch Technology,Inc.
Test Site / Operator:	ETS / Dennis
Temperature/Voltage:	Temp.: 23.5°C/ Unom.: 120 VAC (ac / dc adaptor)
Test Specification:	according to subpart B
Comment 1:	Dist.: 3m, Ant.: HL 223, ampl.
	Freq:833.267MHz Emax:48.22dBµV/m RBW: 100 kHz

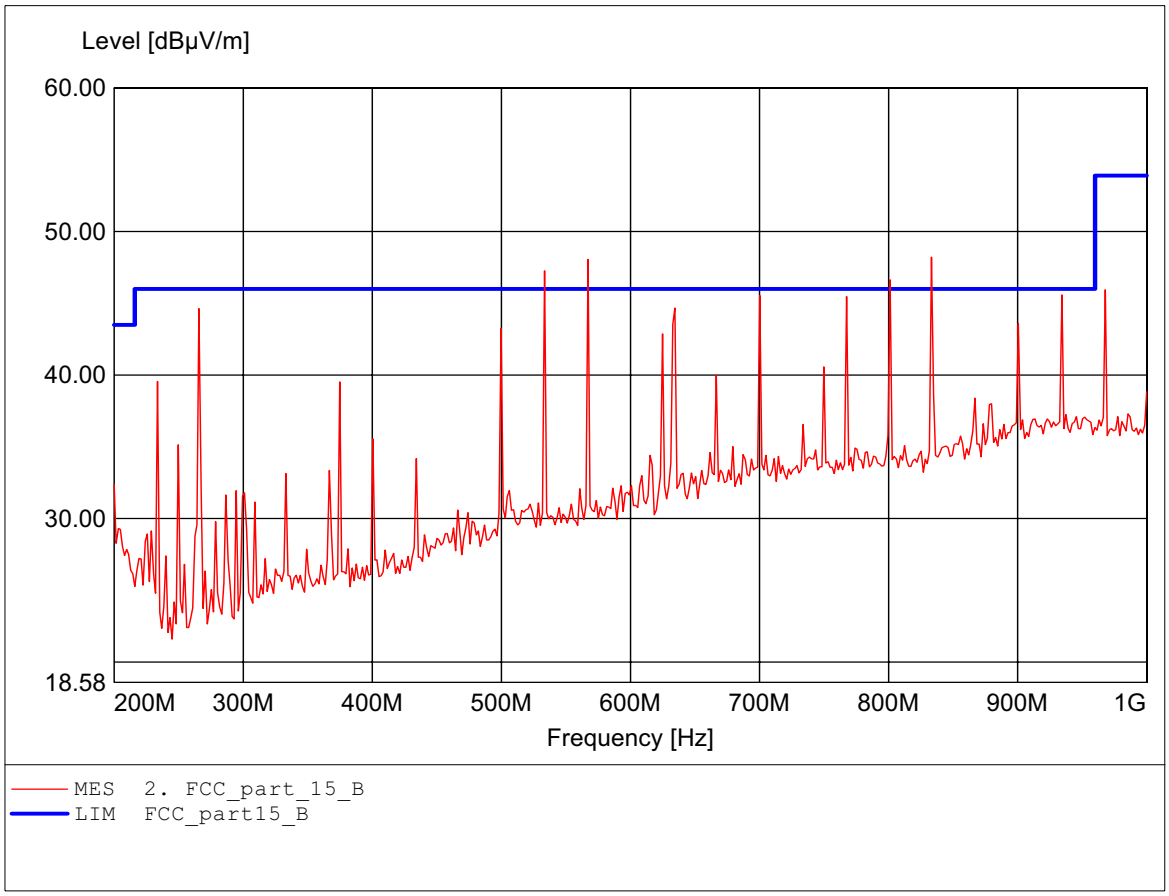

Field Strength under normal conditions

FCC RULES PART 15, SUBPART B

EUT:	Integrated High Powered Access Point
MODEL NO:	IWE3302 802.11g middle channel
Approval Holder:	Interepoch Technology,Inc.
Test Site / Operator:	ETS / Dennis
Temperature/Voltage:	Temp.: 23.5°C/ Unom.: 120 VAC (ac / dc adaptor)
Test Specification:	according to subpart B
Comment 1:	Dist.: 3m, Ant.: HL 223, ampl.
	Freq:833.267MHz Emax:44.06dBµV/m RBW: 100 kHz

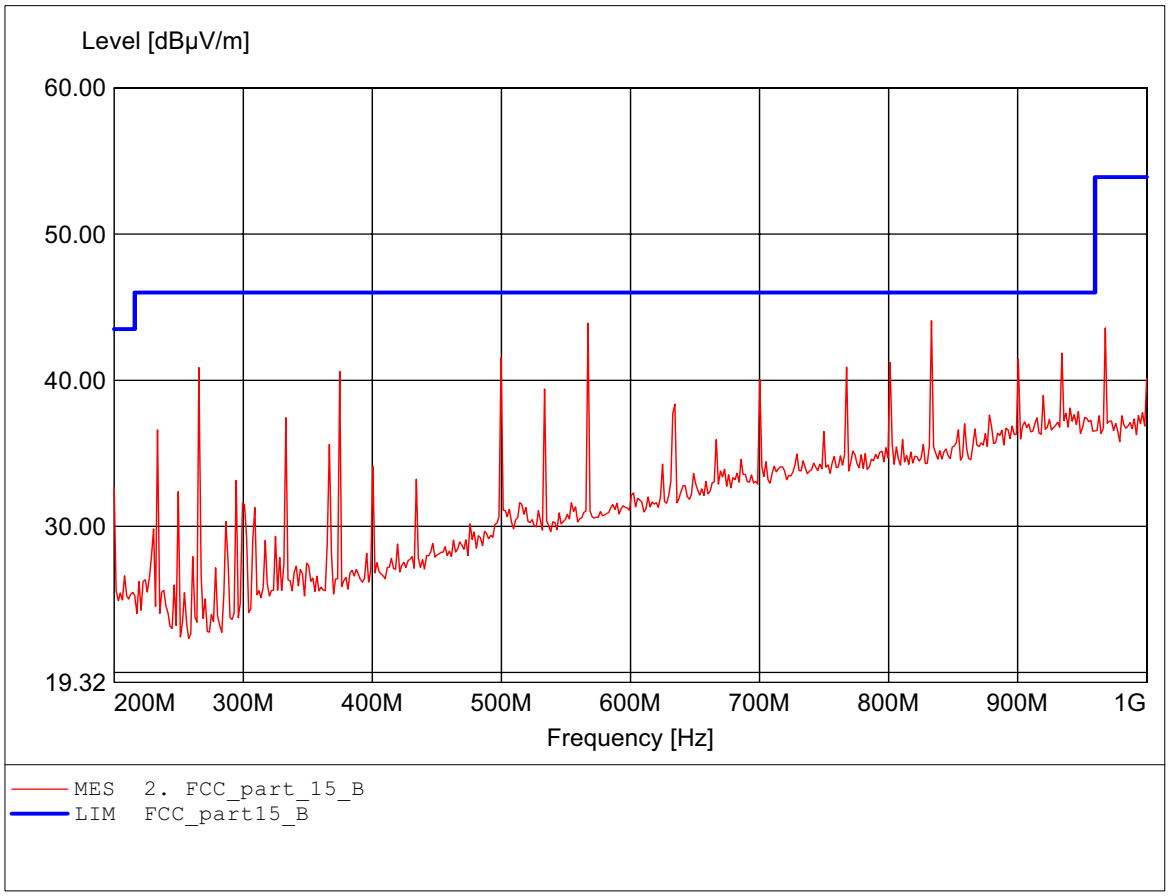

Field Strength under normal conditions

FCC RULES PART 15, SUBPART B

EUT:	Integrated High Powered Access Point
MODEL NO:	IWE3302 802.11g middle channel
Approval Holder:	Interepoch Technology,Inc.
Test Site / Operator:	ETS / Dennis
Temperature/Voltage:	Temp.: 23.5°C/ Unom.: 120 VAC (ac / dc adaptor)
Test Specification:	according to subpart B
Comment 1:	Dist.: 3m, Ant.: HL25, ampl.
	Freq:3.994GHz Emax:47.16dBµV/m RBW: 1 MHz

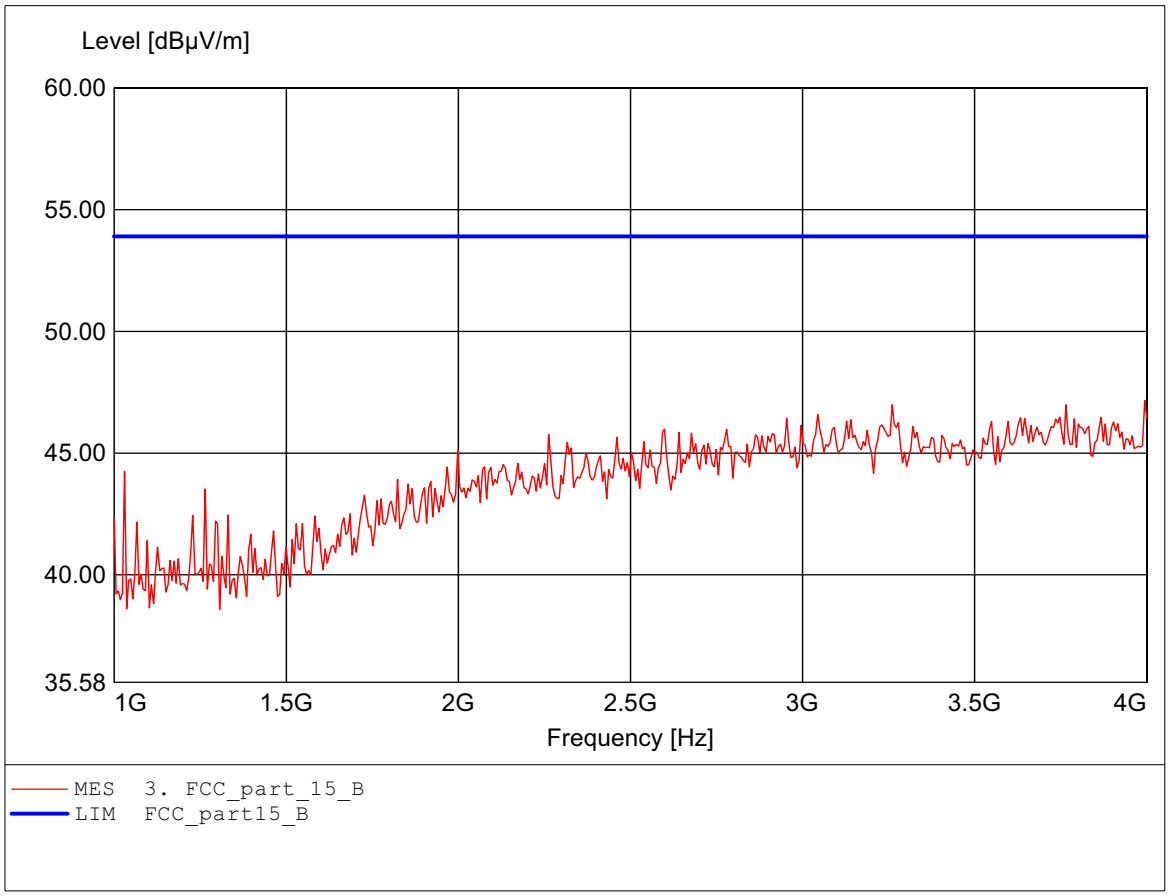

Field Strength under normal conditions

FCC RULES PART 15, SUBPART B

EUT:	Integrated High Powered Access Point
MODEL NO:	IWE3302 802.11g middle channel
Approval Holder:	Interepoch Technology,Inc.
Test Site / Operator:	ETS / Dennis
Temperature/Voltage:	Temp.: 23.5°C/ Unom.: 120 VAC (ac / dc adaptor)
Test Specification:	according to subpart B
Comment 1:	Dist.: 3m, Ant.: HL25, ampl.
	Freq:3.681GHz Emax:47.29dBµV/m RBW: 1 MHz

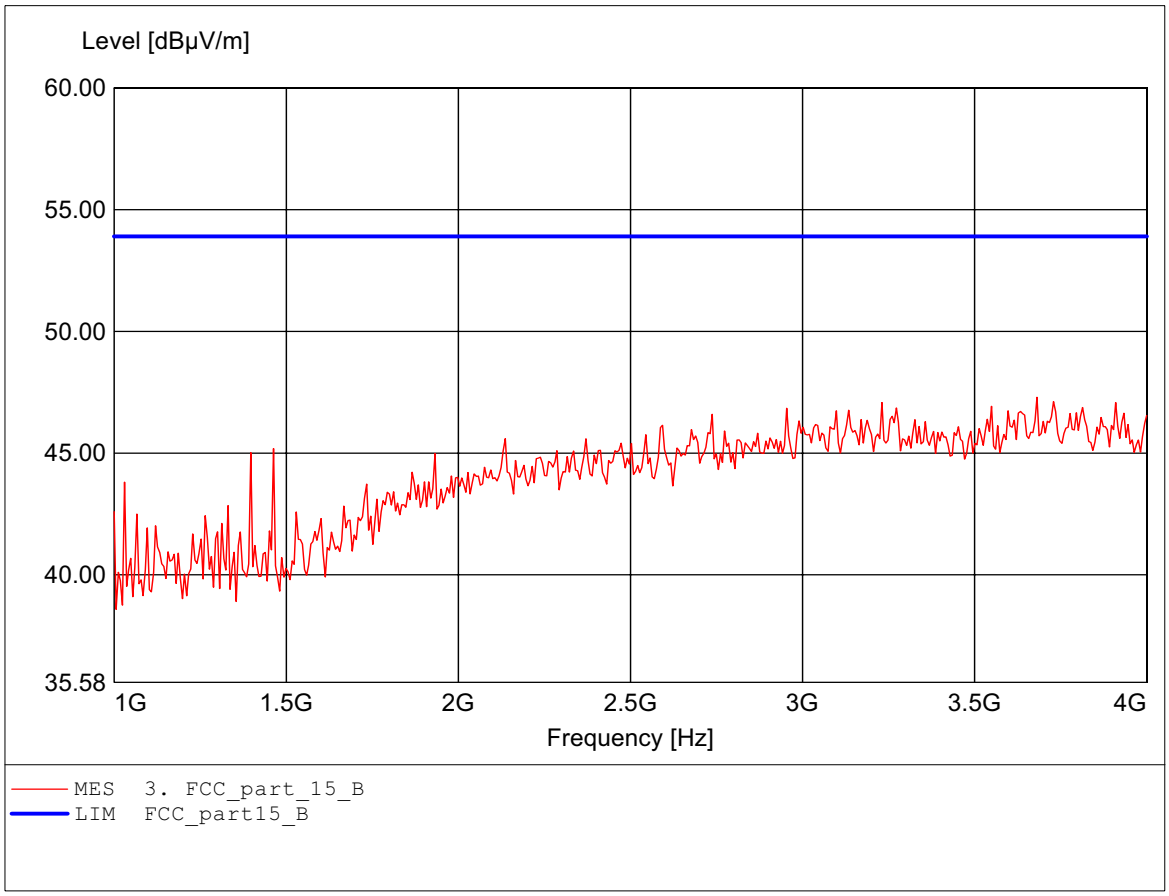

Field Strength under normal conditions

FCC RULES PART 15, SUBPART B

EUT:	Integrated High Powered Access Point
MODEL NO:	IWE3302 802.11g middle channel
Approval Holder:	Interepoch Technology,Inc.
Test Site / Operator:	ETS / Dennis
Temperature/Voltage:	Temp.: 23.5°C/ Unom.: 120 VAC (ac / dc adaptor)
Test Specification:	according to subpart B
Comment 1:	Dist.: 3m, Ant.: HL25, ampl.
	Freq:7.487GHz Emax:51.91dBµV/m RBW: 1 MHz

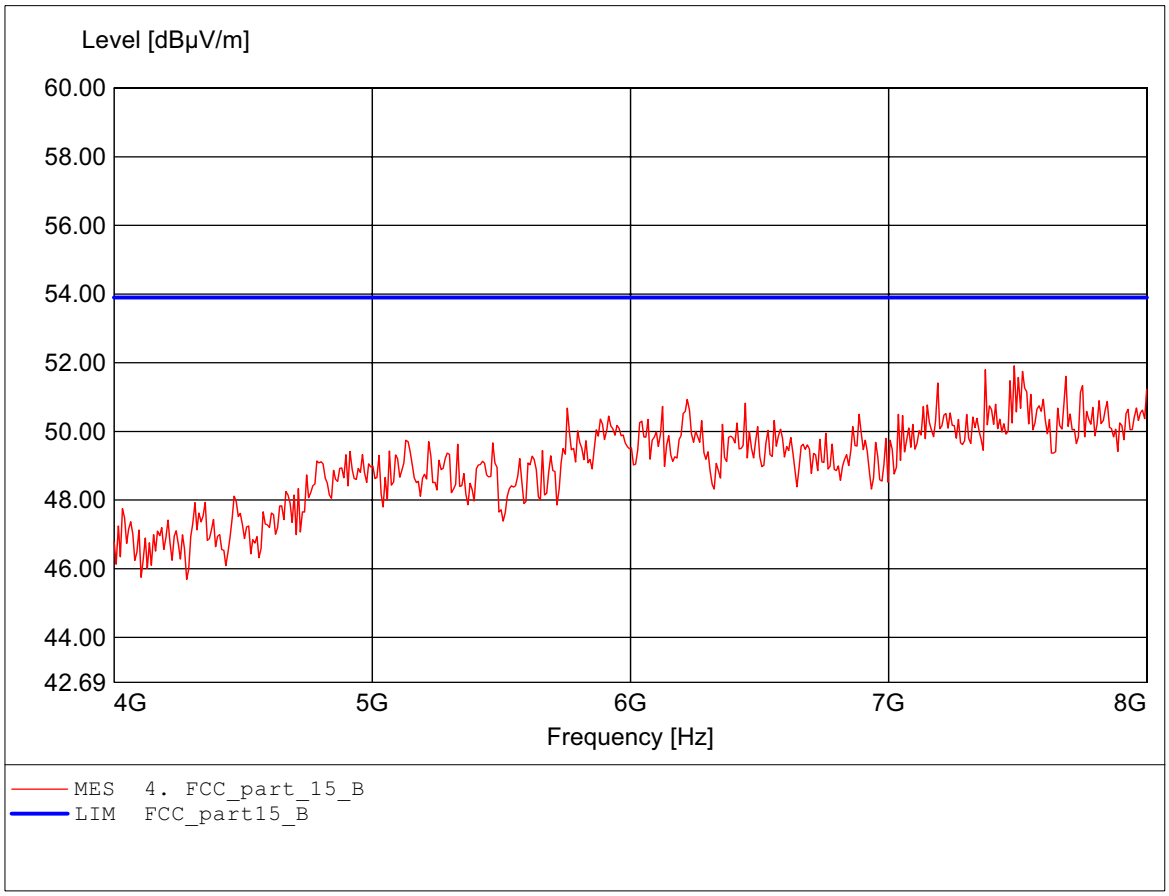

Field Strength under normal conditions

FCC RULES PART 15, SUBPART B

EUT:	Integrated High Powered Access Point
MODEL NO:	IWE3302 802.11g middle channel
Approval Holder:	Interepoch Technology,Inc.
Test Site / Operator:	ETS / Dennis
Temperature/Voltage:	Temp.: 23.5°C/ Unom.: 120 VAC (ac / dc adaptor)
Test Specification:	according to subpart B
Comment 1:	Dist.: 3m, Ant.: HL25, ampl.
	Freq:7.784GHz Emax:51.87dBµV/m RBW: 1 MHz

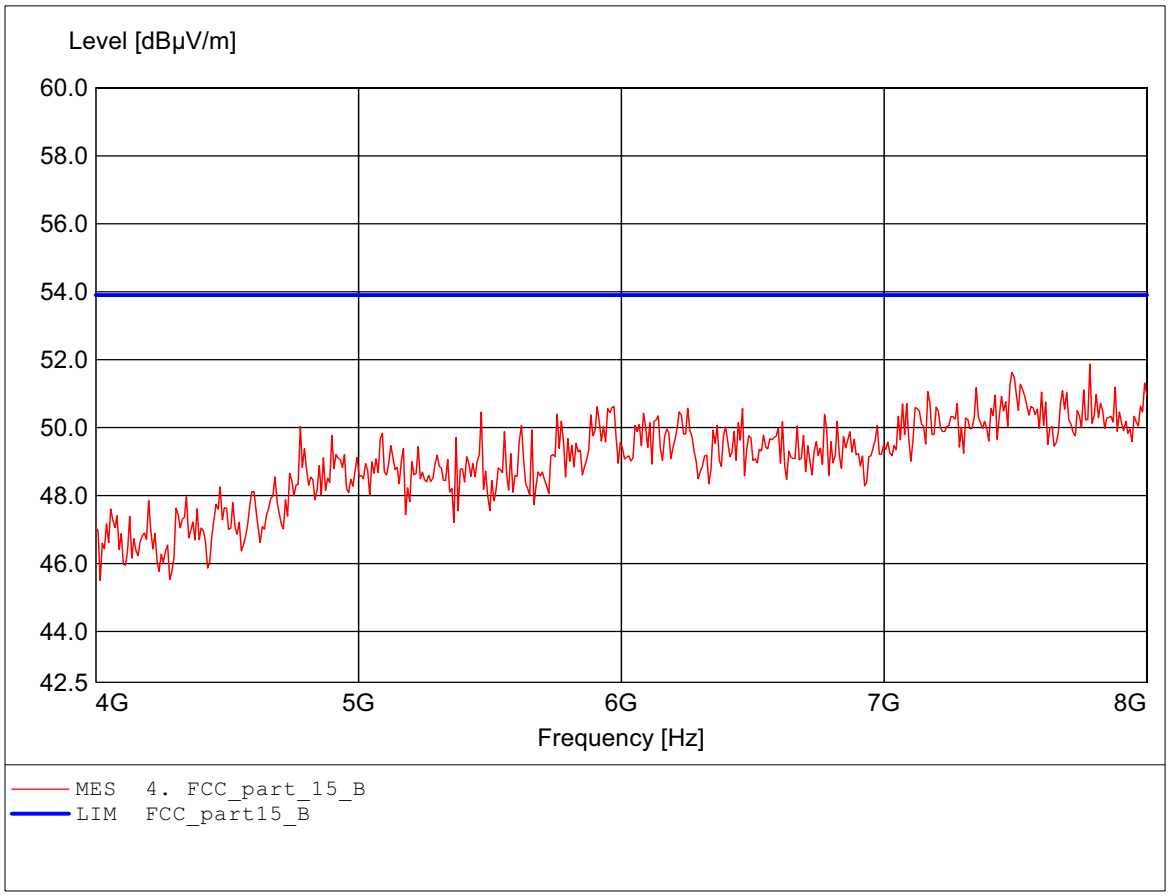

Field Strength under normal conditions

FCC RULES PART 15, SUBPART B

EUT:	Integrated High Powered Access Point
MODEL NO:	IWE3302 802.11g middle channel
Approval Holder:	Interepoch Technology,Inc.
Test Site / Operator:	ETS / Dennis
Temperature/Voltage:	Temp.: 23.5°C/ Unom.: 120 VAC (ac / dc adaptor)
Test Specification:	according to subpart B
Comment 1:	Dist.: 3m, Ant.: HL25, ampl.
	Freq:13.000GHz Emax:52.47dBµV/m RBW: 1 MHz

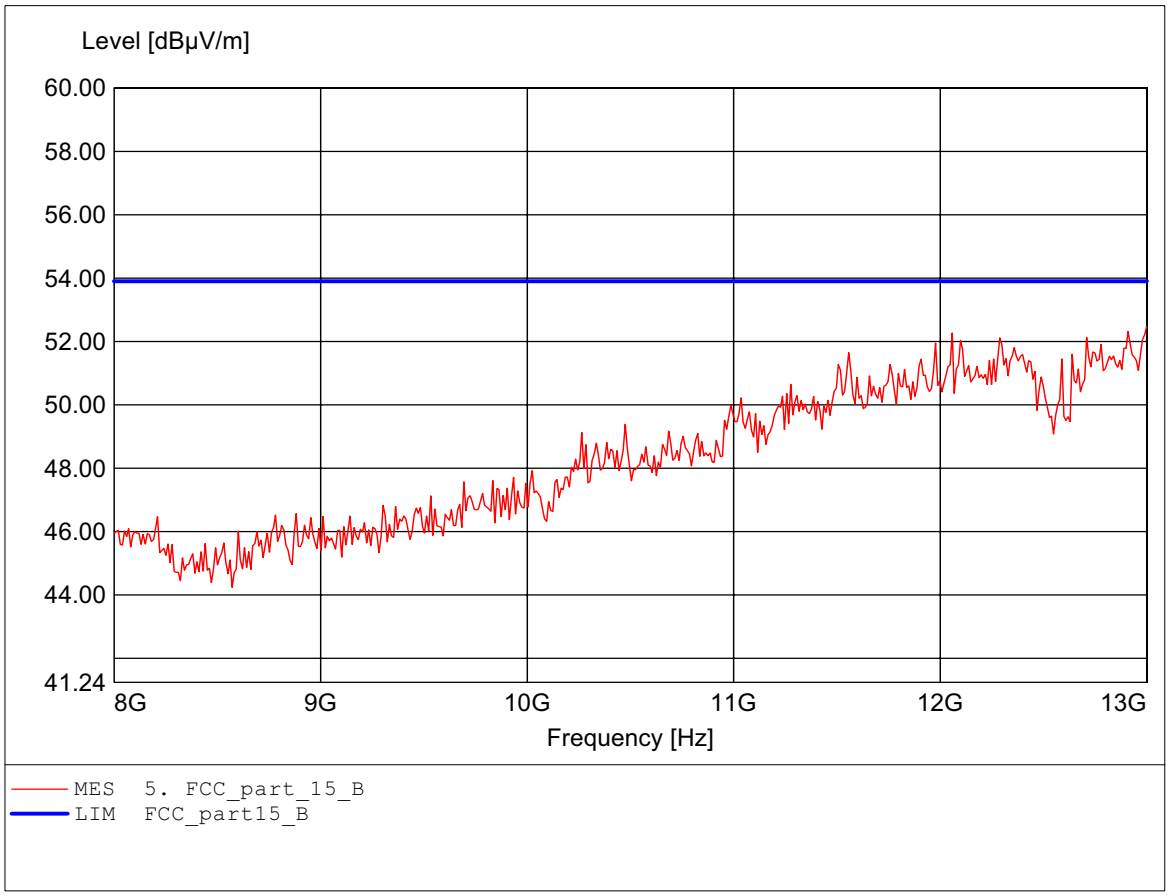

Field Strength under normal conditions

FCC RULES PART 15, SUBPART B

EUT:	Integrated High Powered Access Point
MODEL NO:	IWE3302 802.11g middle channel
Approval Holder:	Interepoch Technology,Inc.
Test Site / Operator:	ETS / Dennis
Temperature/Voltage:	Temp.: 23.5°C/ Unom.: 120 VAC (ac / dc adaptor)
Test Specification:	according to subpart B
Comment 1:	Dist.: 3m, Ant.: HL25, ampl.
	Freq:13.000GHz Emax:51.64dBµV/m RBW: 1 MHz

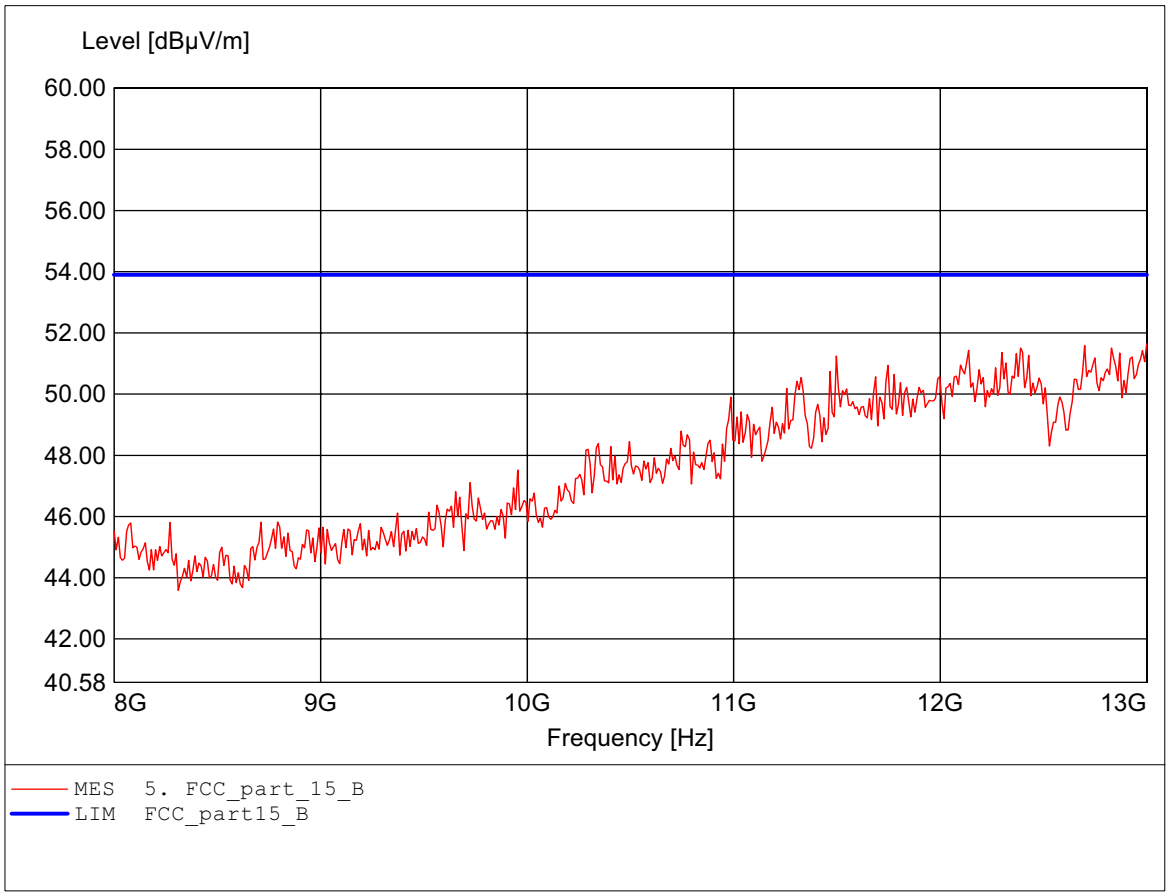

Field Strength under normal conditions

FCC RULES PART 15, SUBPART B

EUT:	Integrated High Powered Access Point
MODEL NO:	IWE3302 802.11g middle channel
Approval Holder:	Interepoch Technology,Inc.
Test Site / Operator:	ETS / Dennis
Temperature/Voltage:	Temp.: 23.5°C/ Unom.: 120 VAC (ac / dc adaptor)
Test Specification:	according to subpart B
Comment 1:	Dist.: 3m, Ant.: HL25, ampl.
	Freq:17.098GHz Emax:53.28dBµV/m RBW: 1 MHz

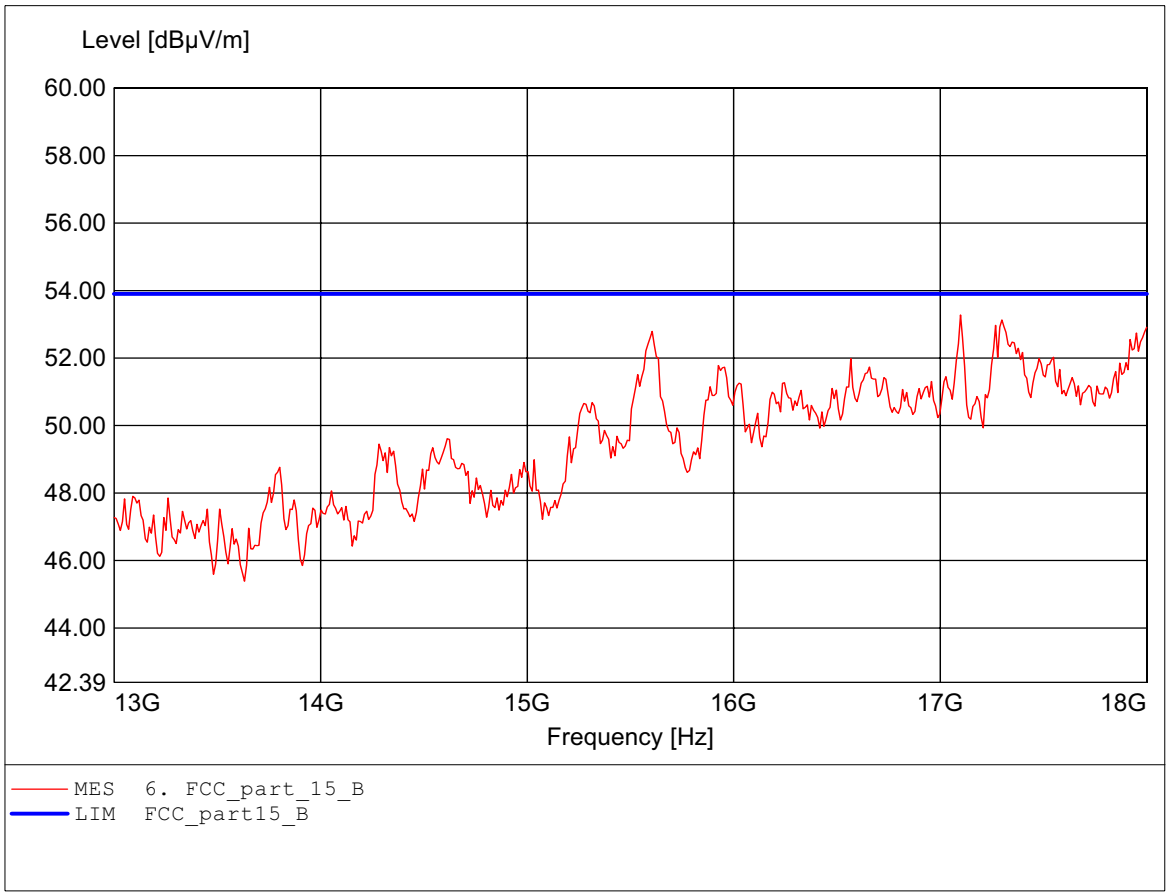

Field Strength under normal conditions

FCC RULES PART 15, SUBPART B

EUT:	Integrated High Powered Access Point
MODEL NO:	IWE3302 802.11g middle channel
Approval Holder:	Interepoch Technology,Inc.
Test Site / Operator:	ETS / Dennis
Temperature/Voltage:	Temp.: 23.5°C/ Unom.: 120 VAC (ac / dc adaptor)
Test Specification:	according to subpart B
Comment 1:	Dist.: 3m, Ant.: HL25, ampl.
	Freq:18.000GHz Emax:53.48dBµV/m RBW: 1 MHz

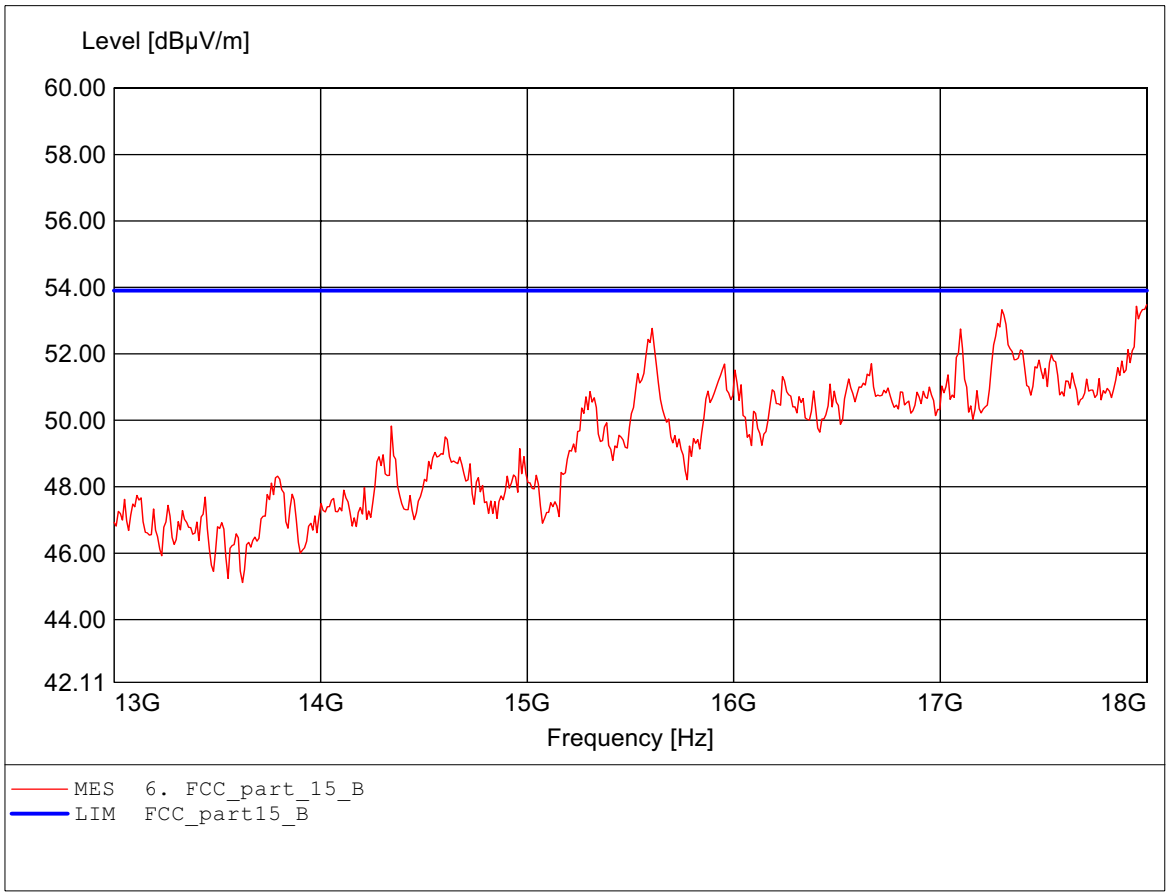

Field Strength under normal conditions

FCC RULES PART 15, SUBPART B

EUT:	Integrated High Powered Access Point
MODEL NO:	IWE3302 802.11g high channel
Approval Holder:	Interepoch Technology,Inc.
Test Site / Operator:	ETS / Dennis
Temperature/Voltage:	Temp.: 23.5°C/ Unom.: 120 VAC (ac / dc adaptor)
Test Specification:	according to subpart B
Comment 1:	Dist.: 3m, Ant.: HK 116
	Freq:200.000MHz Emax:38.57dBµV/m RBW: 100 kHz

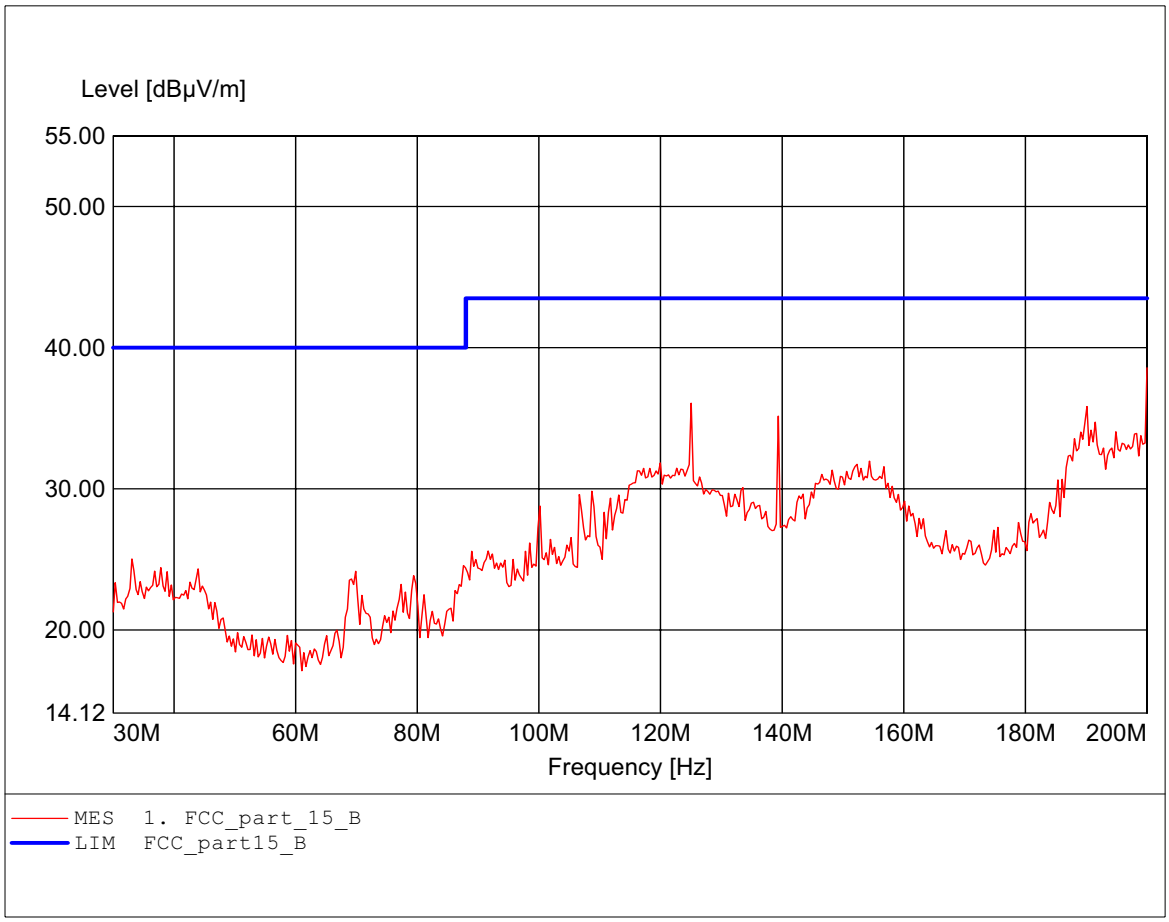

Field Strength under normal conditions

FCC RULES PART 15, SUBPART B

EUT:	Integrated High Powered Access Point
MODEL NO:	IWE3302 802.11g high channel
Approval Holder:	Interepoch Technology,Inc.
Test Site / Operator:	ETS / Dennis
Temperature/Voltage:	Temp.: 23.5°C/ Unom.: 120 VAC (ac / dc adaptor)
Test Specification:	according to subpart B
Comment 1:	Dist.: 3m, Ant.: HK 116
	Freq:125.050MHz Emax:36.46dBµV/m RBW: 100 kHz

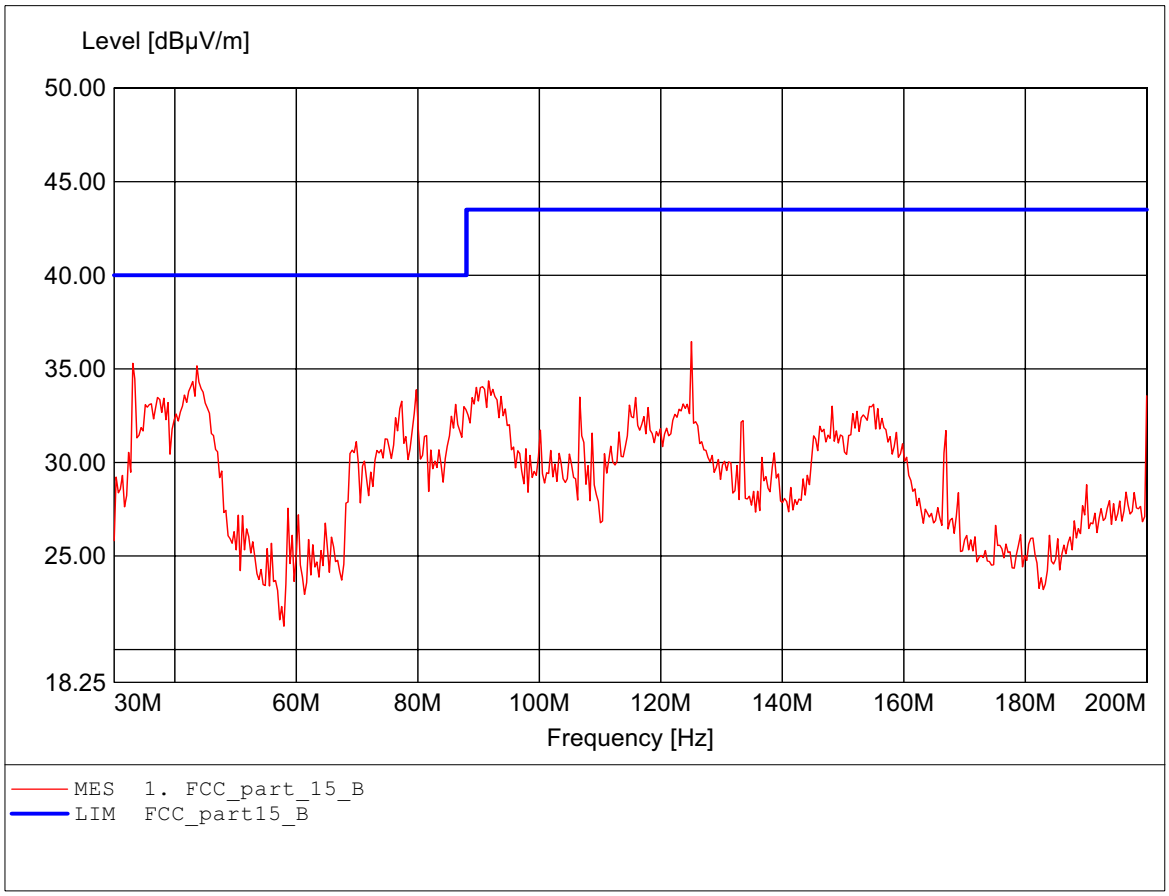

Field Strength under normal conditions

FCC RULES PART 15, SUBPART B

EUT:	Integrated High Powered Access Point
MODEL NO:	IWE3302 802.11g high channel
Approval Holder:	Interepoch Technology,Inc.
Test Site / Operator:	ETS / Dennis
Temperature/Voltage:	Temp.: 23.5°C/ Unom.: 120 VAC (ac / dc adaptor)
Test Specification:	according to subpart B
Comment 1:	Dist.: 3m, Ant.: HL 223, ampl.
	Freq:833.267MHz Emax:48.19dBµV/m RBW: 100 kHz

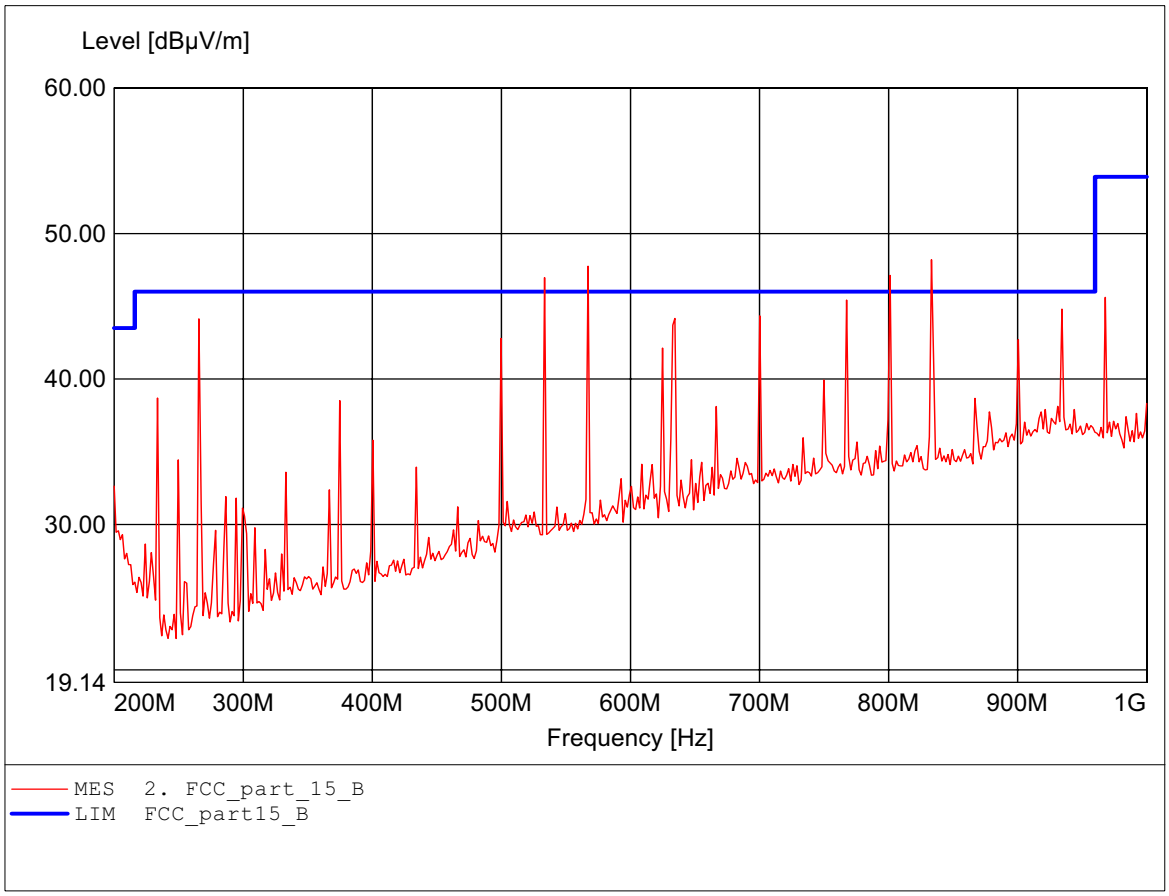

Field Strength under normal conditions

FCC RULES PART 15, SUBPART B

EUT:	Integrated High Powered Access Point
MODEL NO:	IWE3302 802.11g high channel
Approval Holder:	Interepoch Technology,Inc.
Test Site / Operator:	ETS / Dennis
Temperature/Voltage:	Temp.: 23.5°C/ Unom.: 120 VAC (ac / dc adaptor)
Test Specification:	according to subpart B
Comment 1:	Dist.: 3m, Ant.: HL 223, ampl.
	Freq:833.267MHz Emax:44.91dBµV/m RBW: 100 kHz

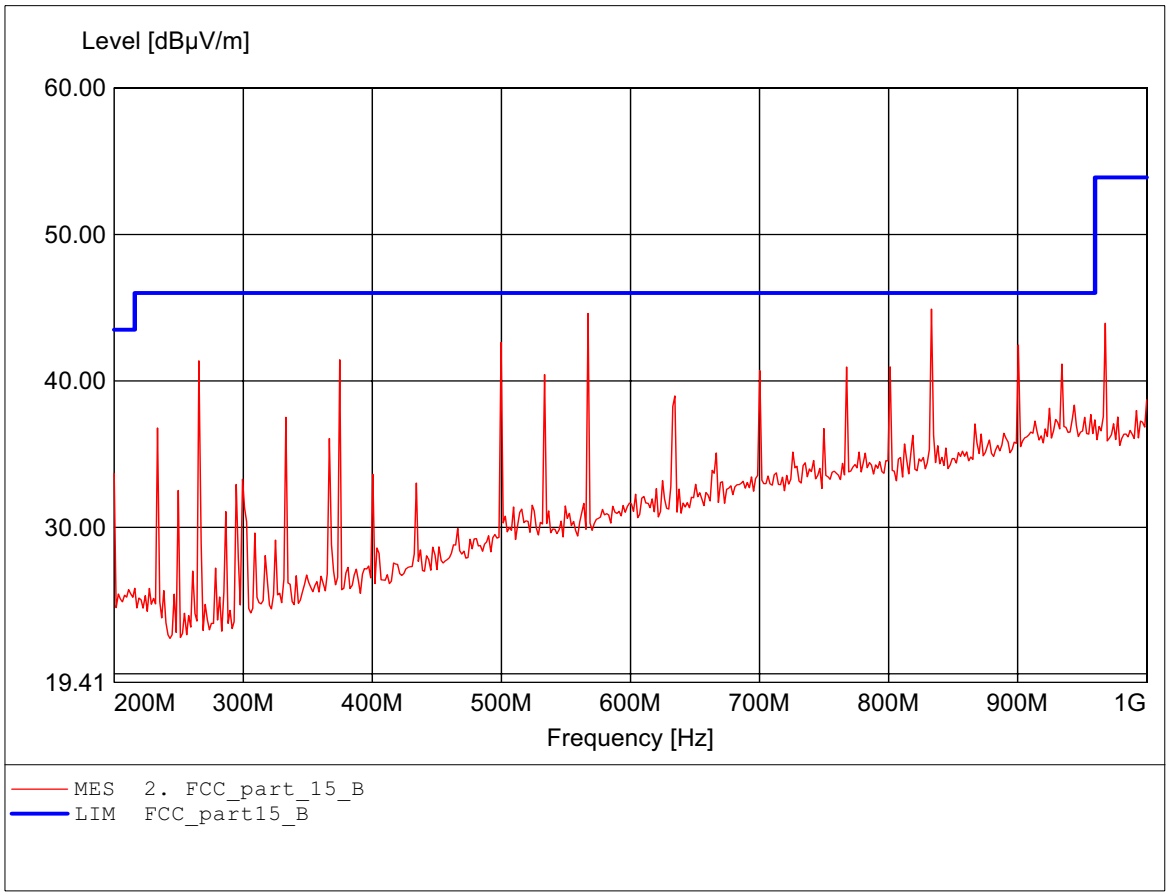

Field Strength under normal conditions

FCC RULES PART 15, SUBPART B

EUT:	Integrated High Powered Access Point
MODEL NO:	IWE3302 802.11g high channel
Approval Holder:	Interepoch Technology,Inc.
Test Site / Operator:	ETS / Dennis
Temperature/Voltage:	Temp.: 23.5°C/ Unom.: 120 VAC (ac / dc adaptor)
Test Specification:	according to subpart B
Comment 1:	Dist.: 3m, Ant.: HL25, ampl.
	Freq:3.898GHz Emax:47.44dBµV/m RBW: 1 MHz

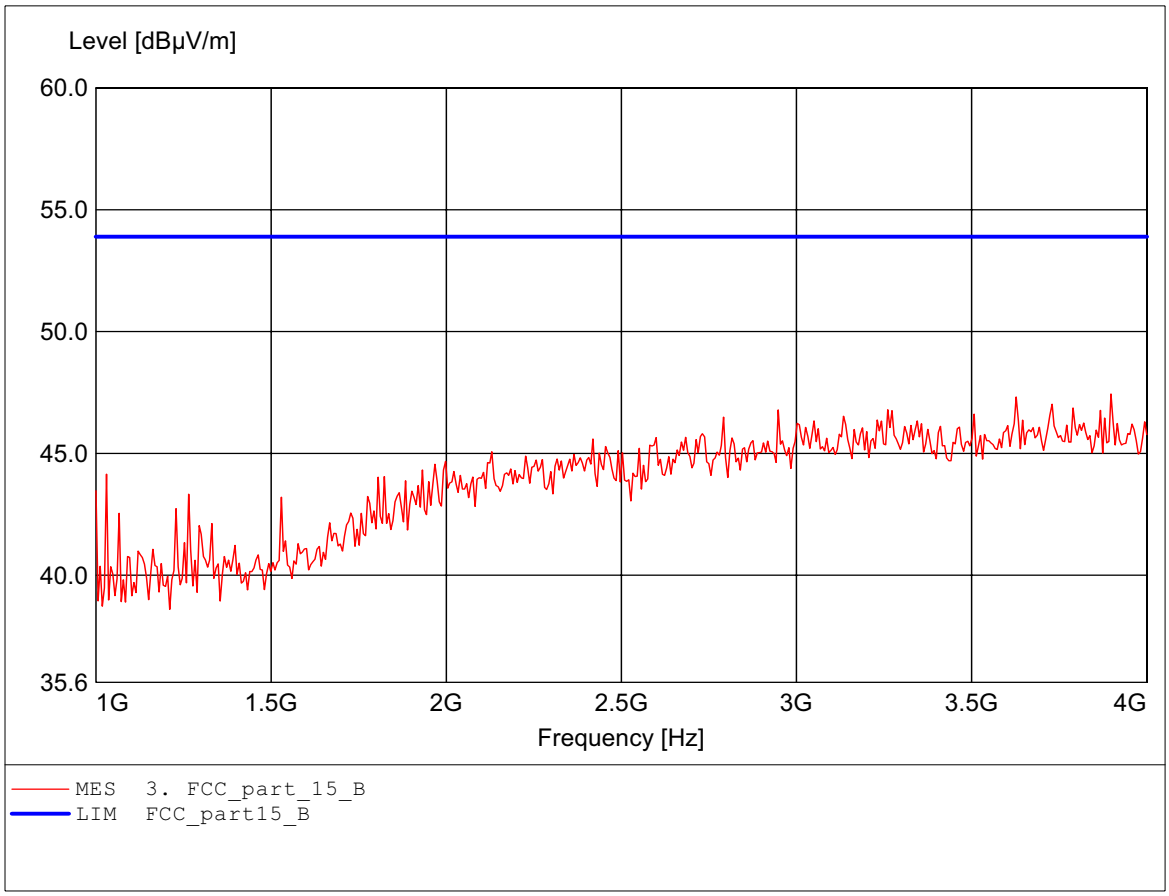

Field Strength under normal conditions

FCC RULES PART 15, SUBPART B

EUT:	Integrated High Powered Access Point
MODEL NO:	IWE3302 802.11g high channel
Approval Holder:	Interepoch Technology,Inc.
Test Site / Operator:	ETS / Dennis
Temperature/Voltage:	Temp.: 23.5°C/ Unom.: 120 VAC (ac / dc adaptor)
Test Specification:	according to subpart B
Comment 1:	Dist.: 3m, Ant.: HL25, ampl.
	Freq:3.868GHz Emax:46.77dBµV/m RBW: 1 MHz

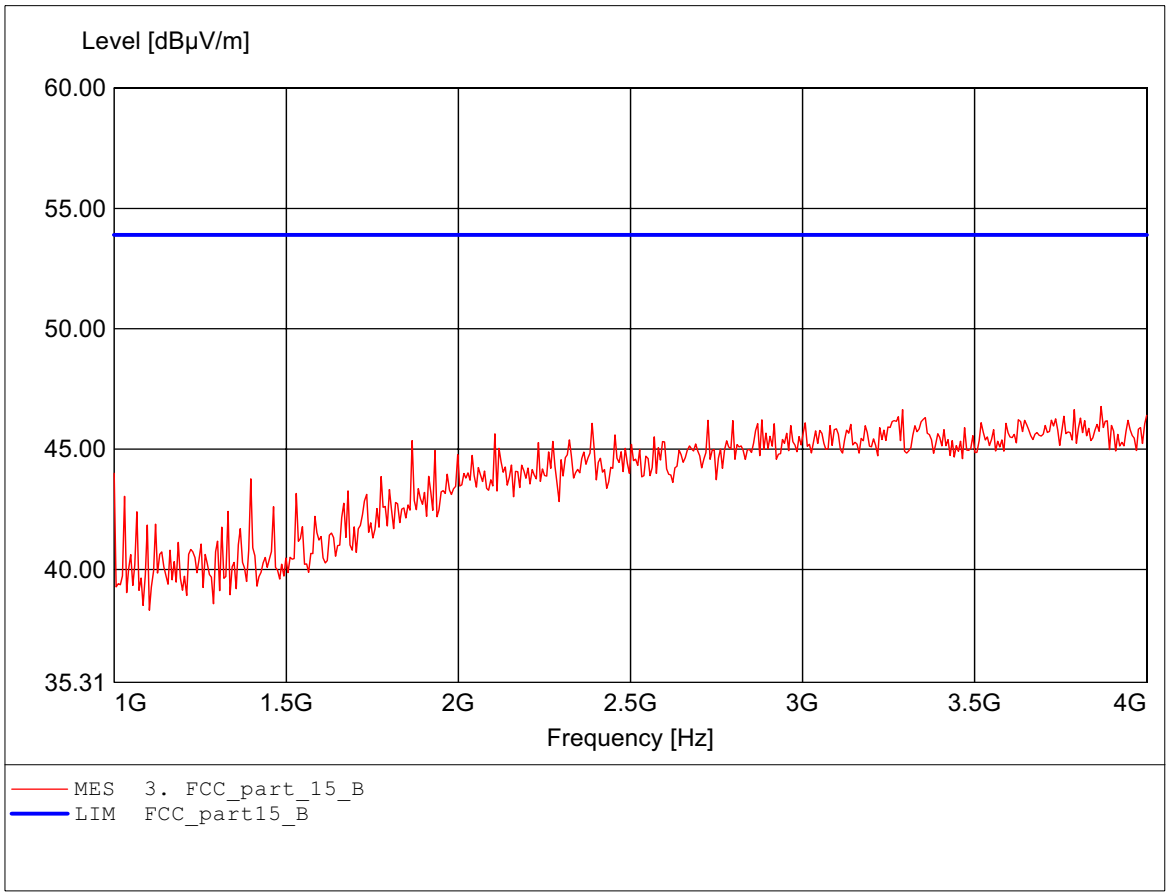

Field Strength under normal conditions

FCC RULES PART 15, SUBPART B

EUT:	Integrated High Powered Access Point
MODEL NO:	IWE3302 802.11g high channel
Approval Holder:	Interepoch Technology,Inc.
Test Site / Operator:	ETS / Dennis
Temperature/Voltage:	Temp.: 23.5°C/ Unom.: 120 VAC (ac / dc adaptor)
Test Specification:	according to subpart B
Comment 1:	Dist.: 3m, Ant.: HL25, ampl.
	Freq:7.511GHz Emax:51.84dBµV/m RBW: 1 MHz

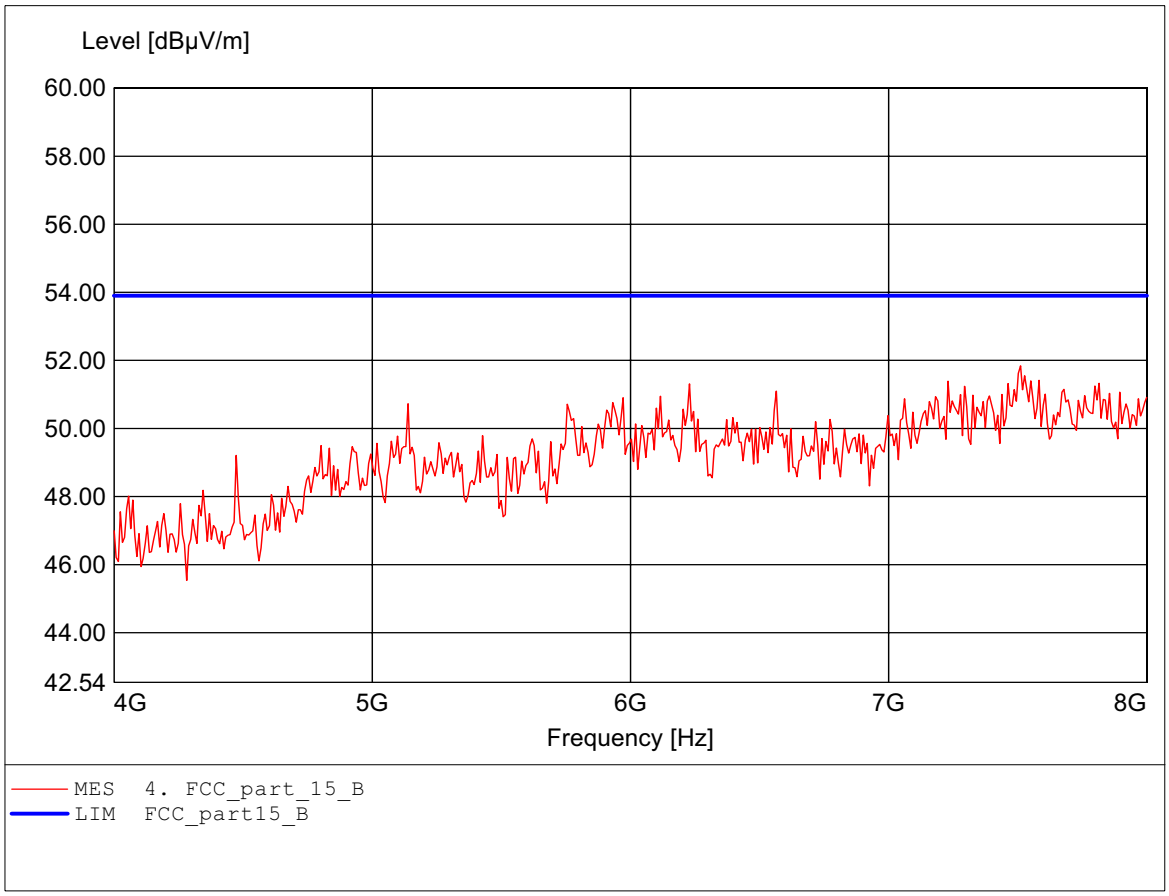

Field Strength under normal conditions

FCC RULES PART 15, SUBPART B

EUT:	Integrated High Powered Access Point
MODEL NO:	IWE3302 802.11g high channel
Approval Holder:	Interepoch Technology,Inc.
Test Site / Operator:	ETS / Dennis
Temperature/Voltage:	Temp.: 23.5°C/ Unom.: 120 VAC (ac / dc adaptor)
Test Specification:	according to subpart B
Comment 1:	Dist.: 3m, Ant.: HL25, ampl.
	Freq:7.599GHz Emax:51.66dBµV/m RBW: 1 MHz

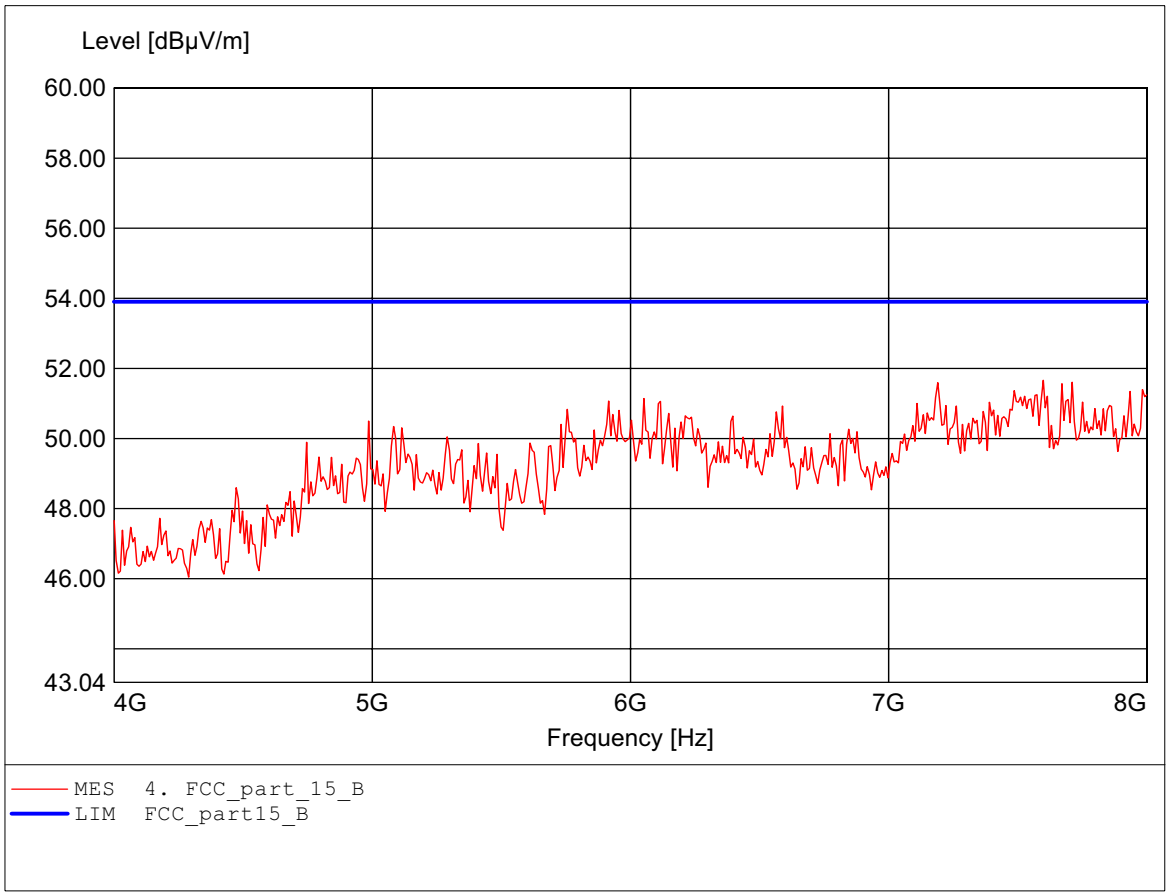

Field Strength under normal conditions

FCC RULES PART 15, SUBPART B

EUT:	Integrated High Powered Access Point
MODEL NO:	IWE3302 802.11g high channel
Approval Holder:	Interepoch Technology,Inc.
Test Site / Operator:	ETS / Dennis
Temperature/Voltage:	Temp.: 23.5°C/ Unom.: 120 VAC (ac / dc adaptor)
Test Specification:	according to subpart B
Comment 1:	Dist.: 3m, Ant.: HL25, ampl.
	Freq:12.379GHz Emax:52.39dBµV/m RBW: 1 MHz

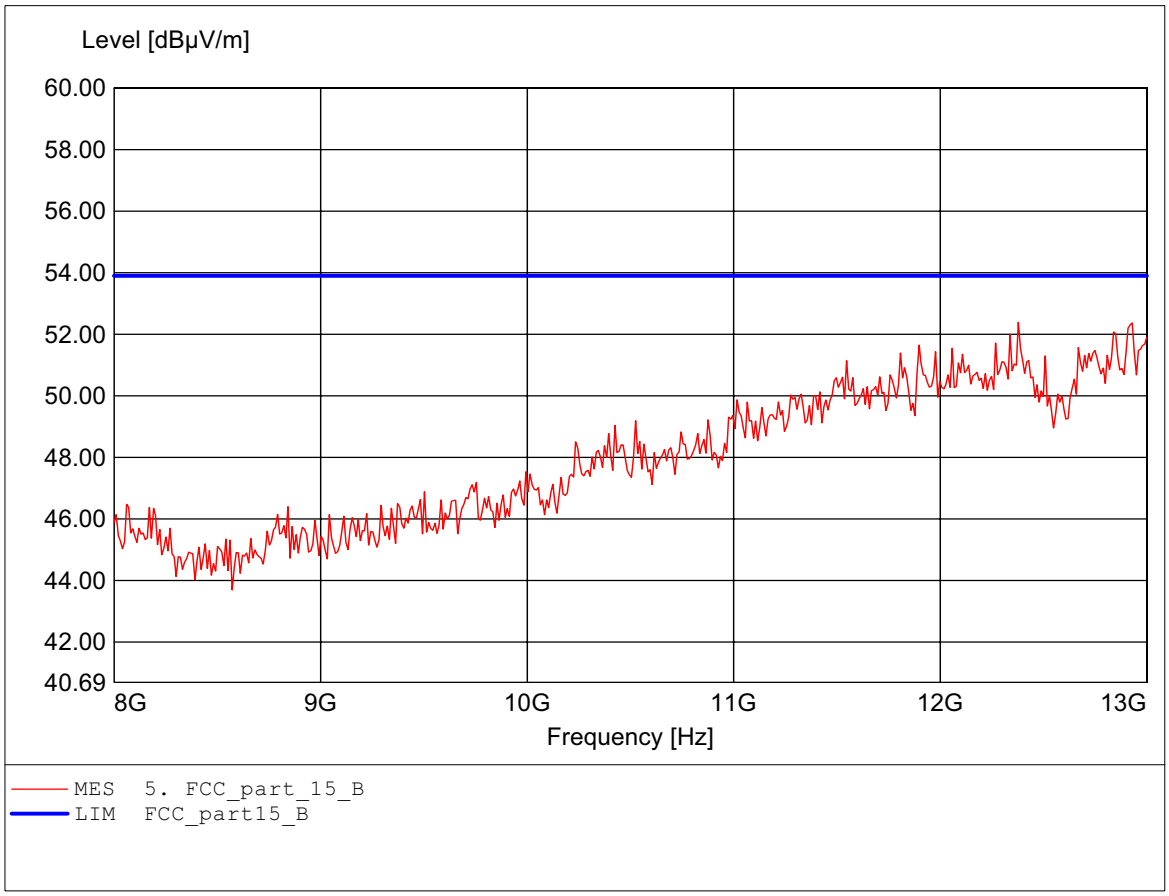

Field Strength under normal conditions

FCC RULES PART 15, SUBPART B

EUT:	Integrated High Powered Access Point
MODEL NO:	IWE3302 802.11g high channel
Approval Holder:	Interepoch Technology,Inc.
Test Site / Operator:	ETS / Dennis
Temperature/Voltage:	Temp.: 23.5°C/ Unom.: 120 VAC (ac / dc adaptor)
Test Specification:	according to subpart B
Comment 1:	Dist.: 3m, Ant.: HL25, ampl.
	Freq:12.409GHz Emax:51.60dBµV/m RBW: 1 MHz

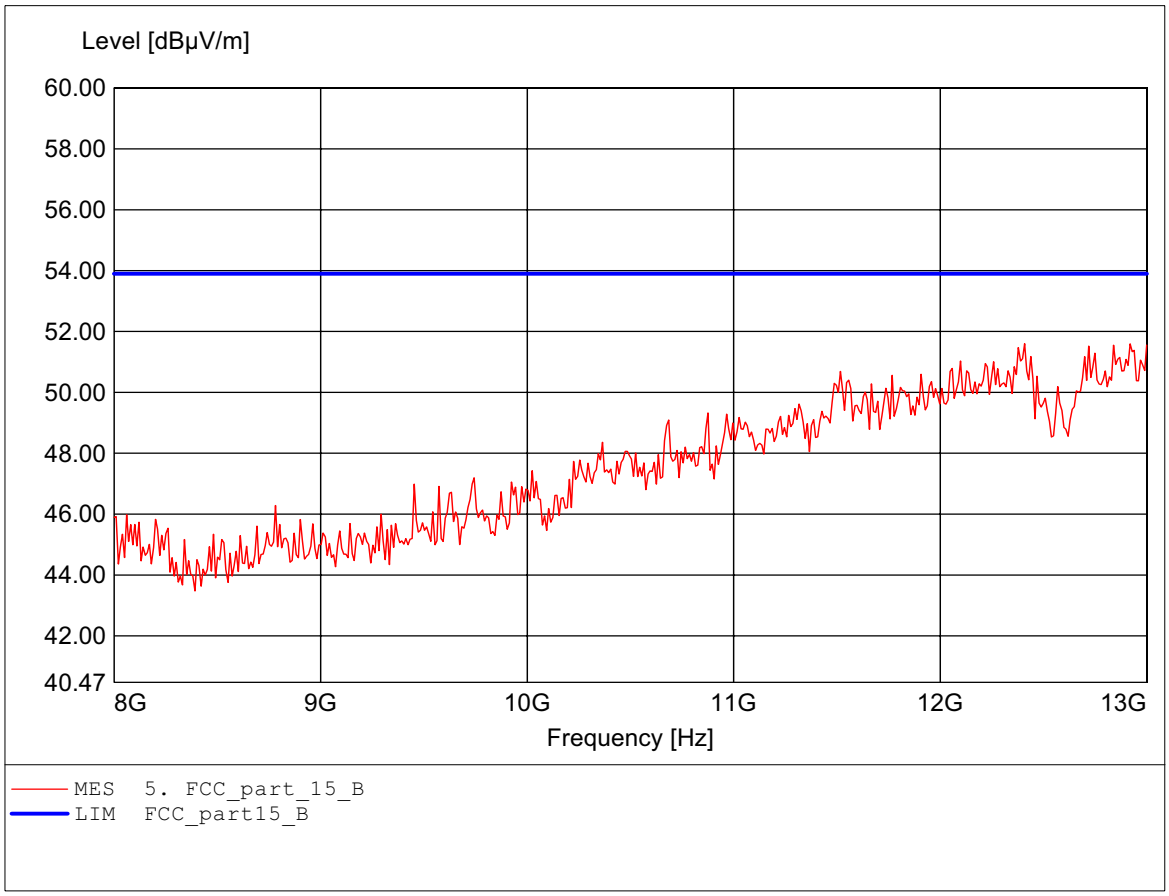

Field Strength under normal conditions

FCC RULES PART 15, SUBPART B

EUT:	Integrated High Powered Access Point
MODEL NO:	IWE3302 802.11g high channel
Approval Holder:	Interepoch Technology,Inc.
Test Site / Operator:	ETS / Dennis
Temperature/Voltage:	Temp.: 23.5°C/ Unom.: 120 VAC (ac / dc adaptor)
Test Specification:	according to subpart B
Comment 1:	Dist.: 3m, Ant.: HL25, ampl.
	Freq:15.605GHz Emax:53.39dBµV/m RBW: 1 MHz

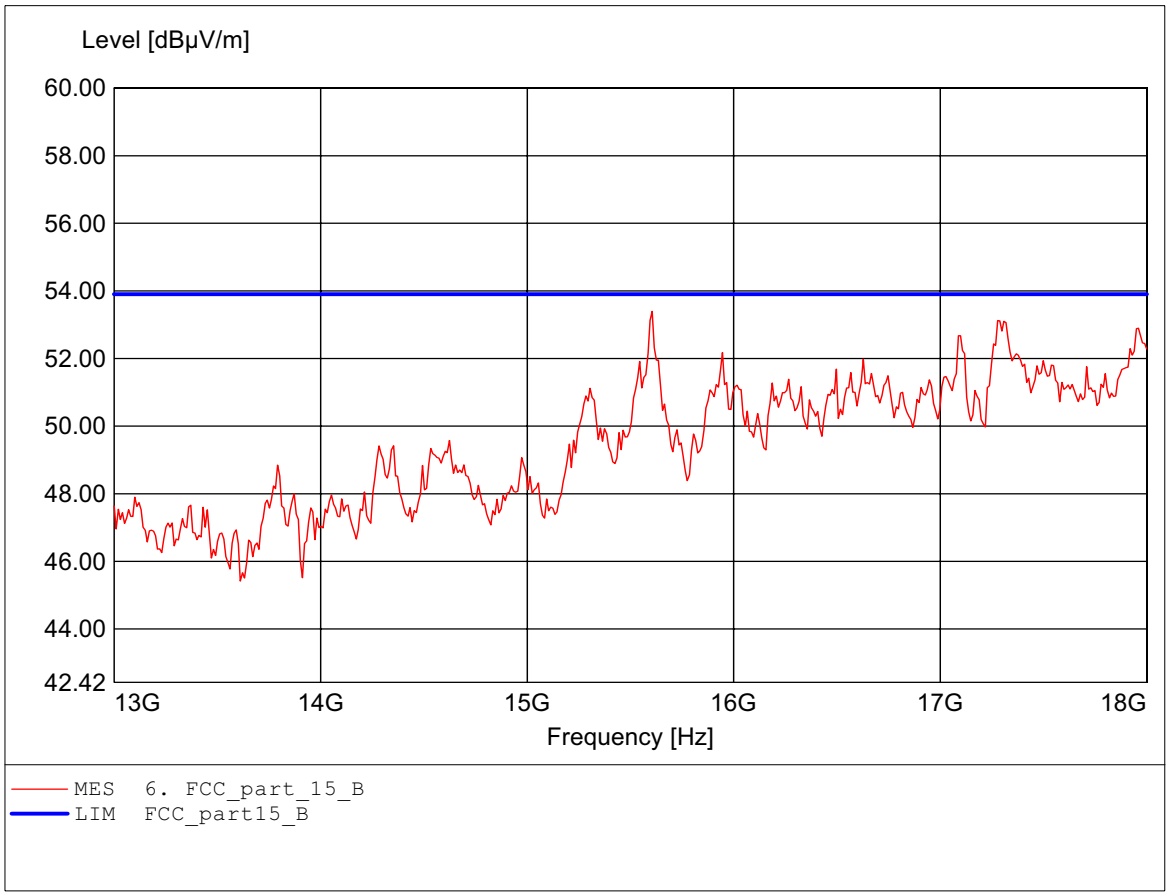

Field Strength under normal conditions

FCC RULES PART 15, SUBPART B

EUT:	Integrated High Powered Access Point
MODEL NO:	IWE3302 802.11g high channel
Approval Holder:	Interepoch Technology,Inc.
Test Site / Operator:	ETS / Dennis
Temperature/Voltage:	Temp.: 23.5°C/ Unom.: 120 VAC (ac / dc adaptor)
Test Specification:	according to subpart B
Comment 1:	Dist.: 3m, Ant.: HL25, ampl.
	Freq:15.605GHz Emax:53.14dBµV/m RBW: 1 MHz

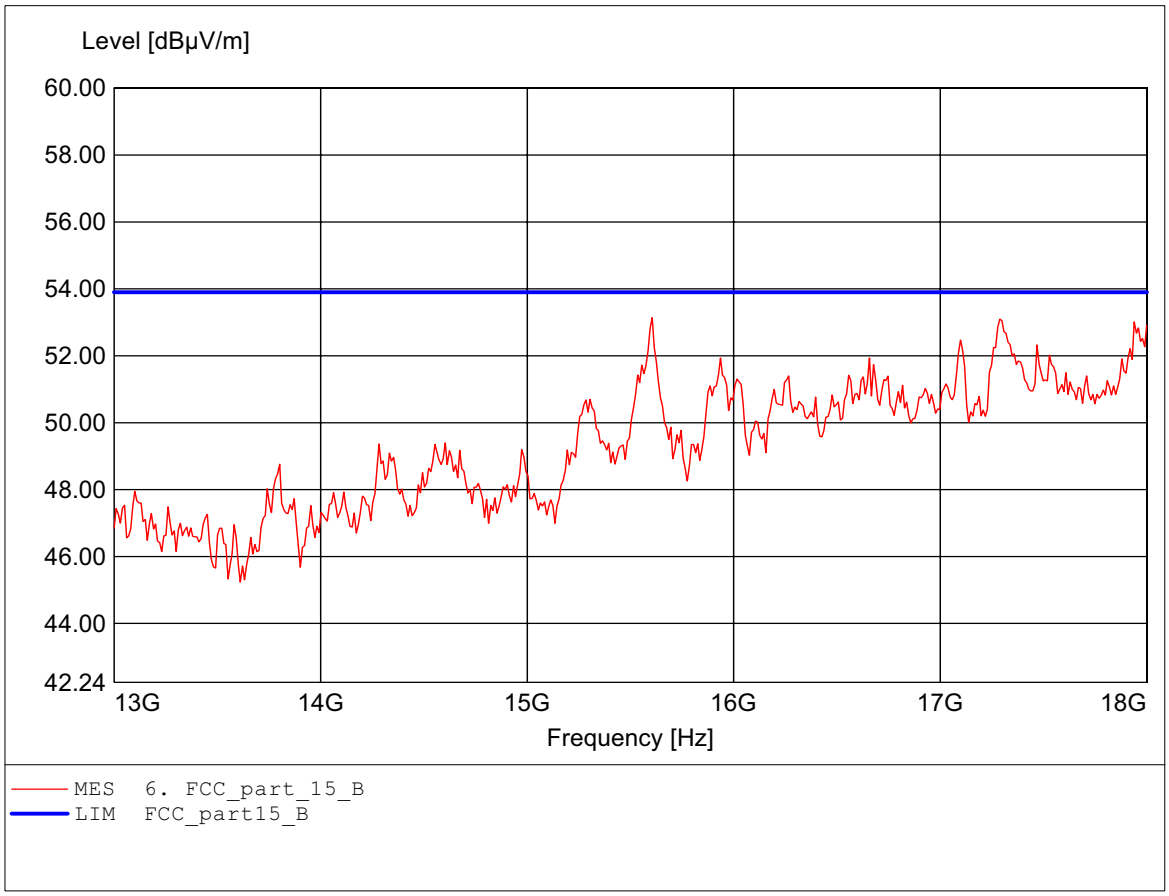

Field Strength under normal conditions

FCC RULES PART 15, SUBPART B

EUT:	Integrated High Powered Access Point
MODEL NO:	IWE3302 adaptor mode
Approval Holder:	Interepoch Technology,Inc.
Test Site / Operator:	ETS / Dennis
Temperature/Voltage:	Temp.: 23.5°C/ Unom.: 120 VAC (ac / dc adaptor)
Test Specification:	according to subpart B
Comment 1:	Dist.: 3m, Ant.: HK 116
	Freq:94.389MHz Emax:40.75dBµV/m RBW: 100 kHz

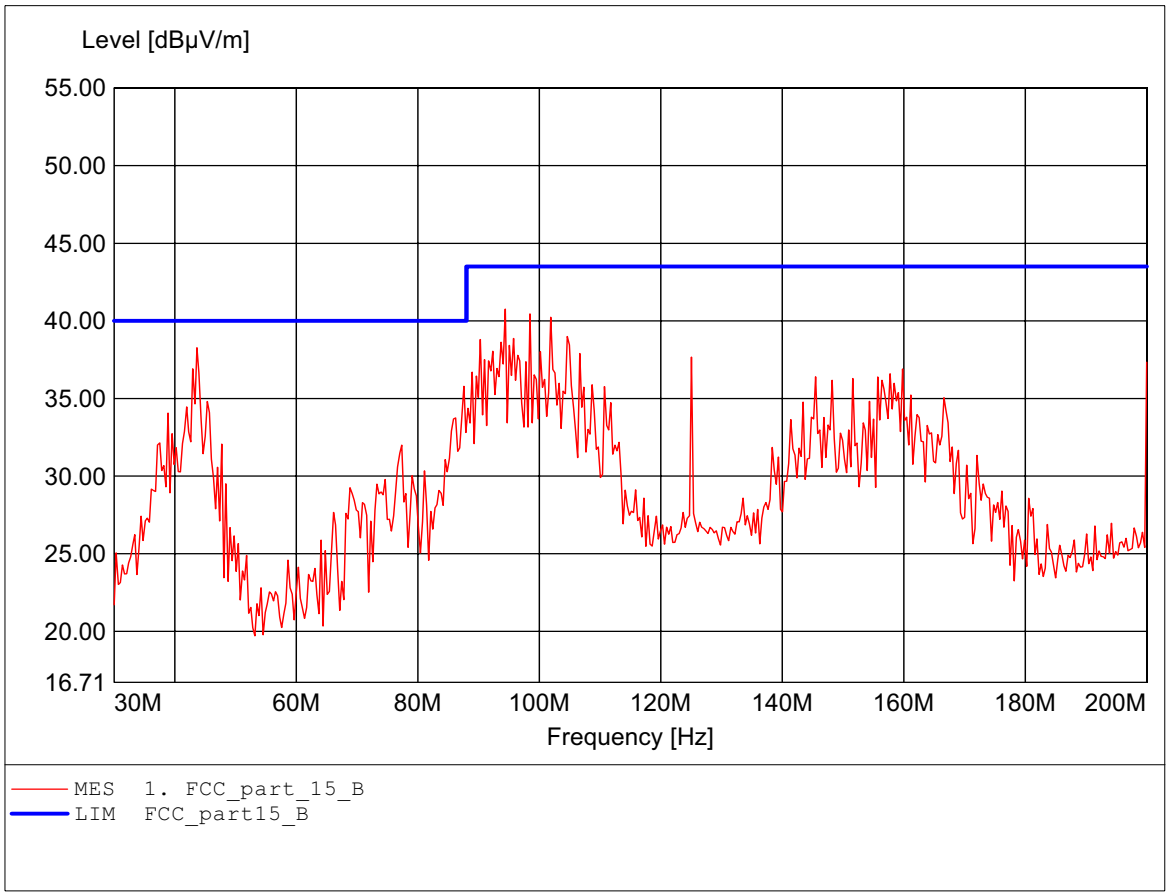

Field Strength under normal conditions

FCC RULES PART 15, SUBPART B

EUT:	Integrated High Powered Access Point
MODEL NO:	IWE3302 adaptor mode
Approval Holder:	Interepoch Technology,Inc.
Test Site / Operator:	ETS / Dennis
Temperature/Voltage:	Temp.: 23.5°C/ Unom.: 120 VAC (ac / dc adaptor)
Test Specification:	according to subpart B
Comment 1:	Dist.: 3m, Ant.: HK 116
	Freq:98.477MHz Emax:44.72dBµV/m RBW: 100 kHz

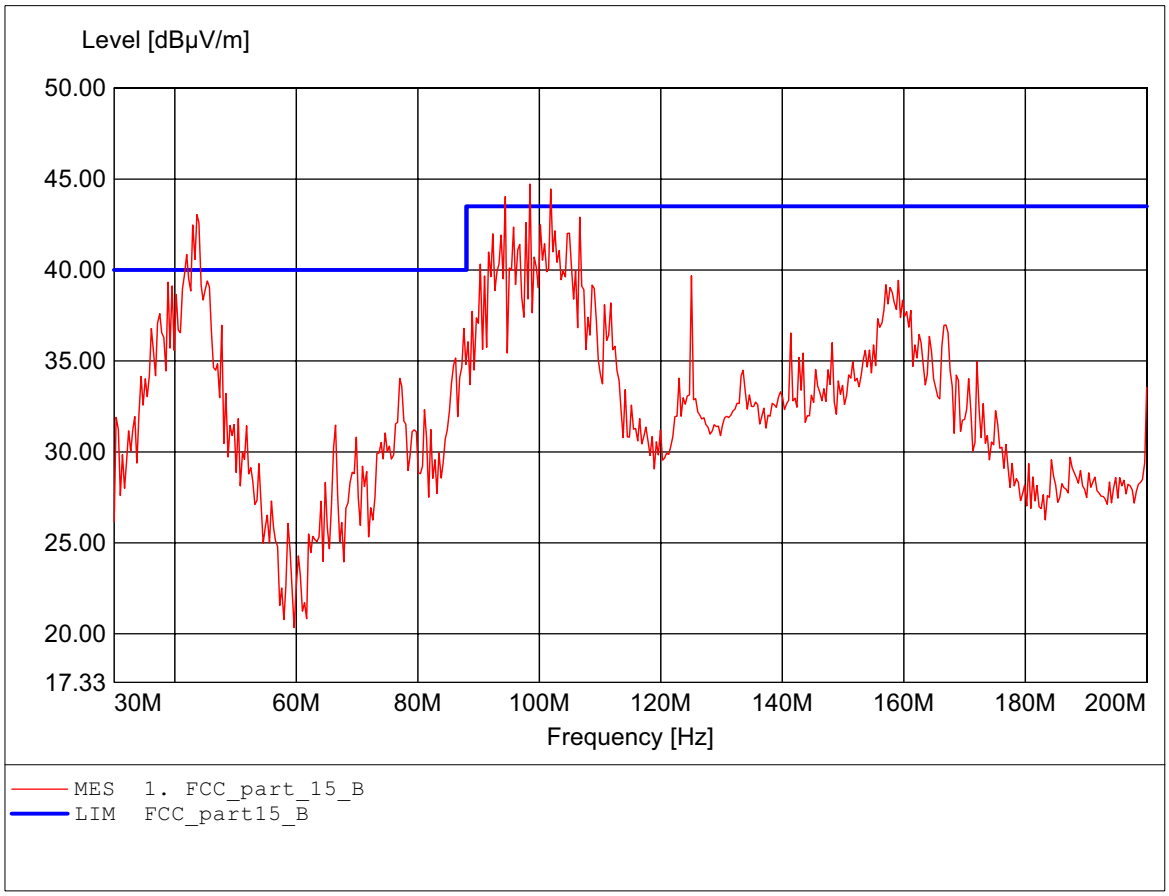

Field Strength under normal conditions

FCC RULES PART 15, SUBPART B

EUT:	Integrated High Powered Access Point
MODEL NO:	IWE3302 adaptor mode
Approval Holder:	Interepoch Technology,Inc.
Test Site / Operator:	ETS / Dennis
Temperature/Voltage:	Temp.: 23.5°C/ Unom.: 120 VAC (ac / dc adaptor)
Test Specification:	according to subpart B
Comment 1:	Dist.: 3m, Ant.: HL 223, ampl.
	Freq:499.800MHz Emax:47.56dBµV/m RBW: 100 kHz

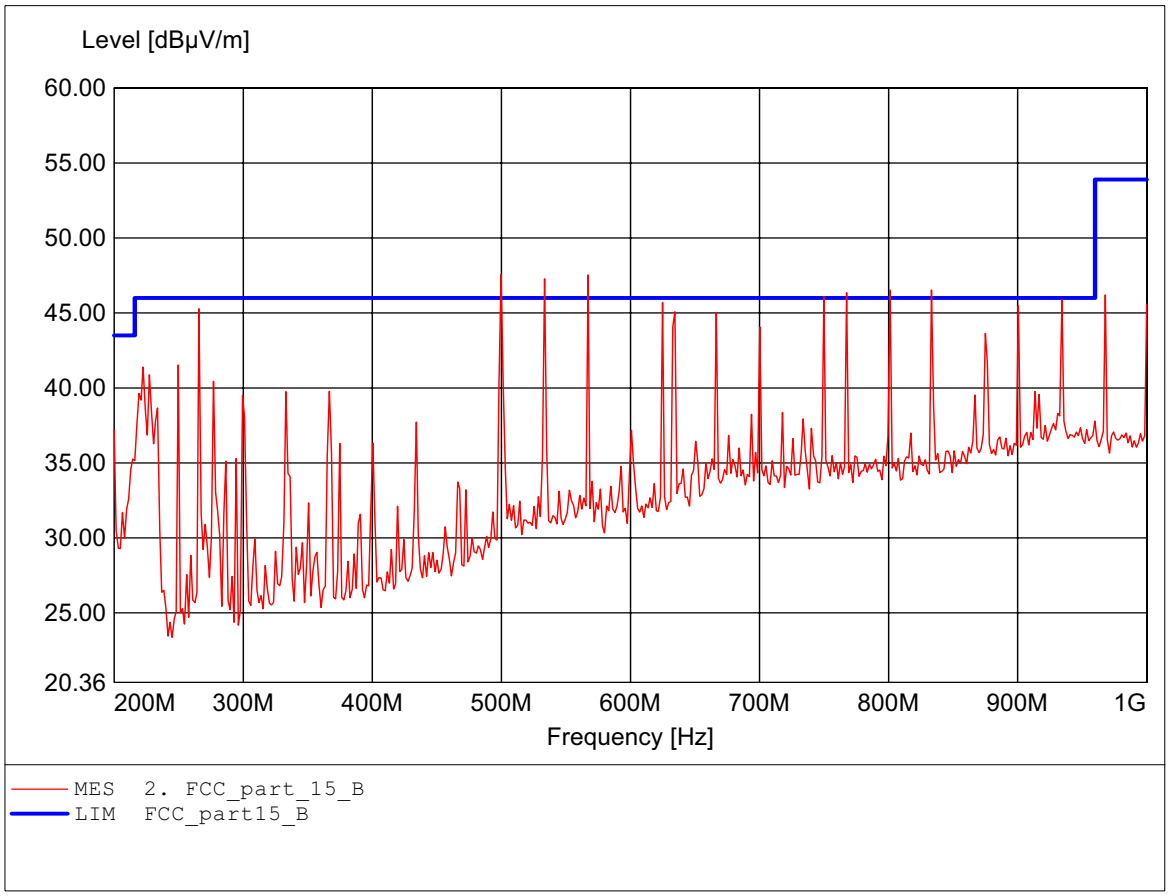

Field Strength under normal conditions

FCC RULES PART 15, SUBPART B

EUT:	Integrated High Powered Access Point
MODEL NO:	IWE3302 adaptor mode
Approval Holder:	Interepoch Technology,Inc.
Test Site / Operator:	ETS / Dennis
Temperature/Voltage:	Temp.: 23.5°C/ Unom.: 120 VAC (ac / dc adaptor)
Test Specification:	according to subpart B
Comment 1:	Dist.: 3m, Ant.: HL 223, ampl.
	Freq:499.800MHz Emax:46.93dBµV/m RBW: 100 kHz

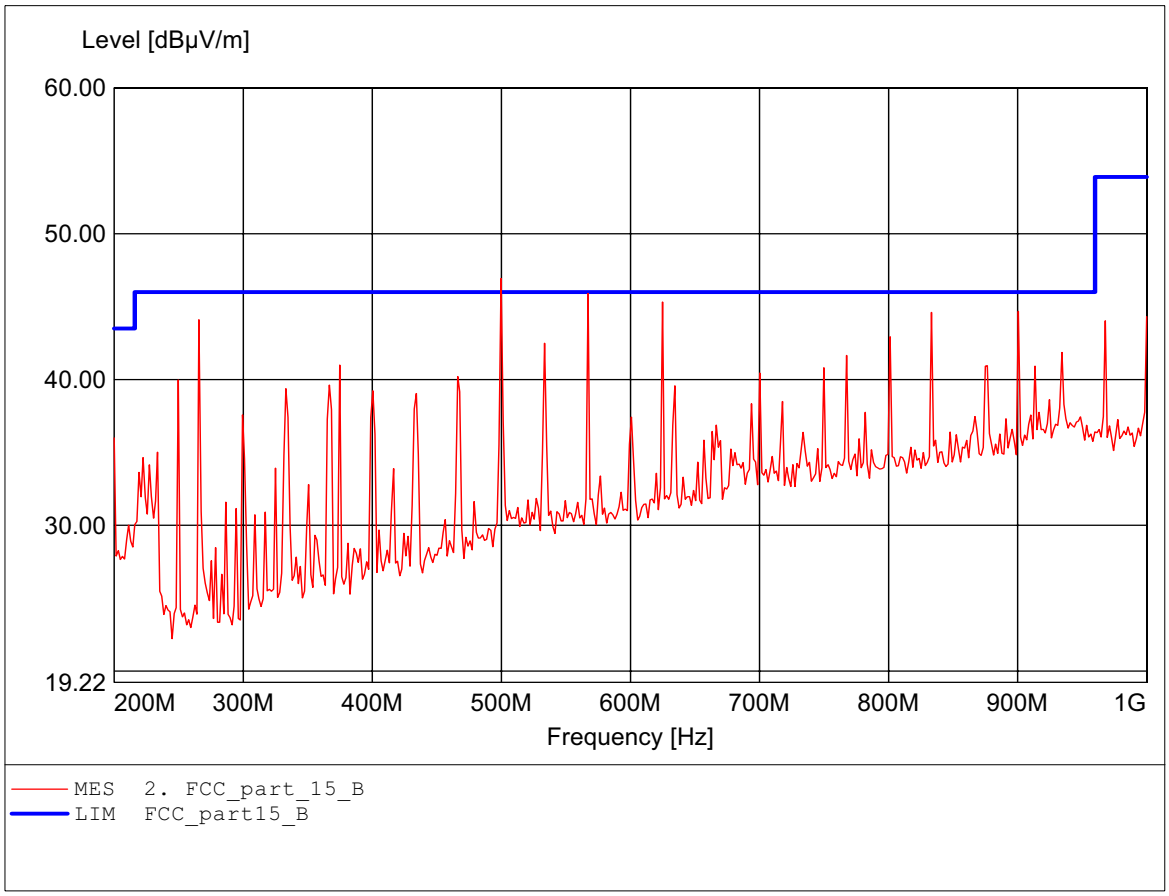

Field Strength under normal conditions

FCC RULES PART 15, SUBPART B

EUT:	Integrated High Powered Access Point
MODEL NO:	IWE3302 POE mode
Approval Holder:	Interepoch Technology,Inc.
Test Site / Operator:	ETS / Dennis
Temperature/Voltage:	Temp.: 23.5°C/ Unom.: 120 VAC (power on POE)
Test Specification:	according to subpart B
Comment 1:	Dist.: 3m, Ant.: HK 116
	Freq:98.477MHz Emax:43.96dBµV/m RBW: 100 kHz

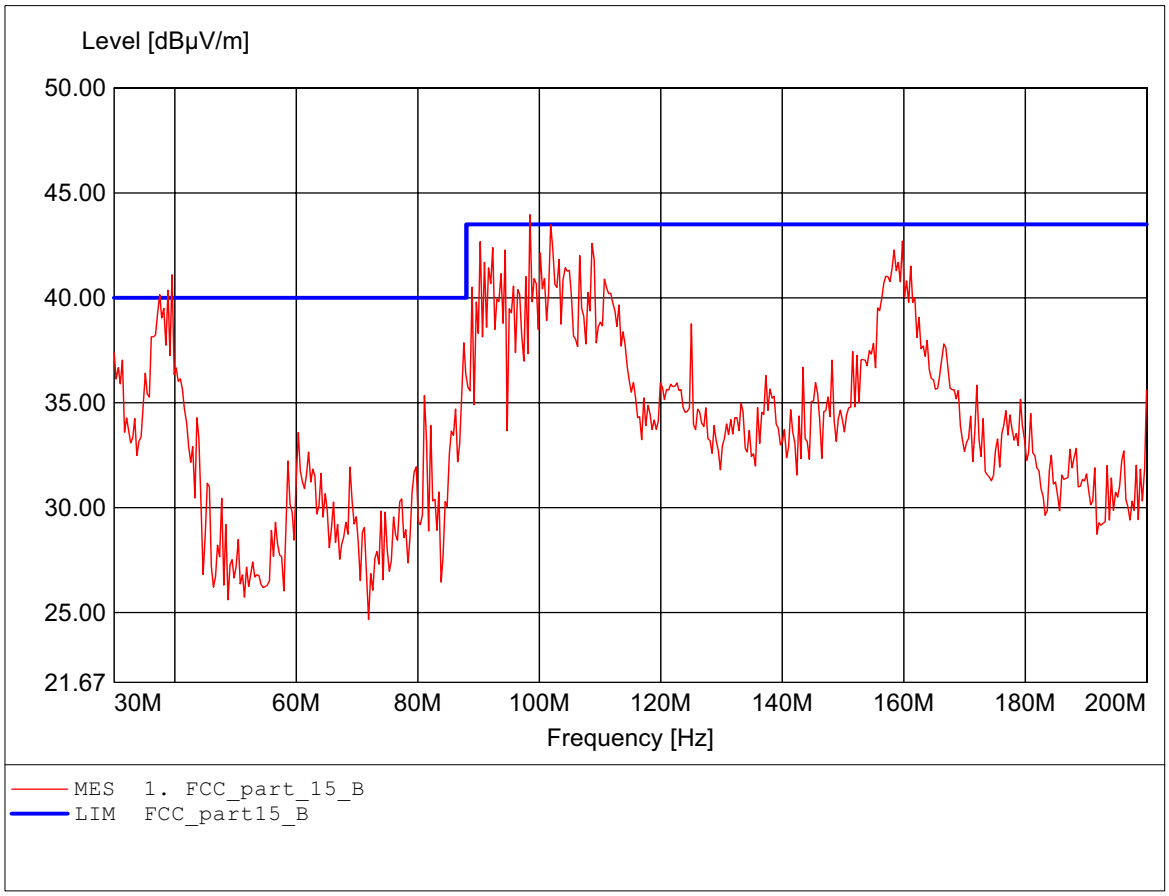

Field Strength under normal conditions

FCC RULES PART 15, SUBPART B

EUT:	Integrated High Powered Access Point
MODEL NO:	IWE3302 POE mode
Approval Holder:	Interepoch Technology,Inc.
Test Site / Operator:	ETS / Dennis
Temperature/Voltage:	Temp.: 23.5°C/ Unom.: 120 VAC (power on POE)
Test Specification:	according to subpart B
Comment 1:	Dist.: 3m, Ant.: HK 116
	Freq:101.884MHz Emax:46.00dBµV/m RBW: 100 kHz

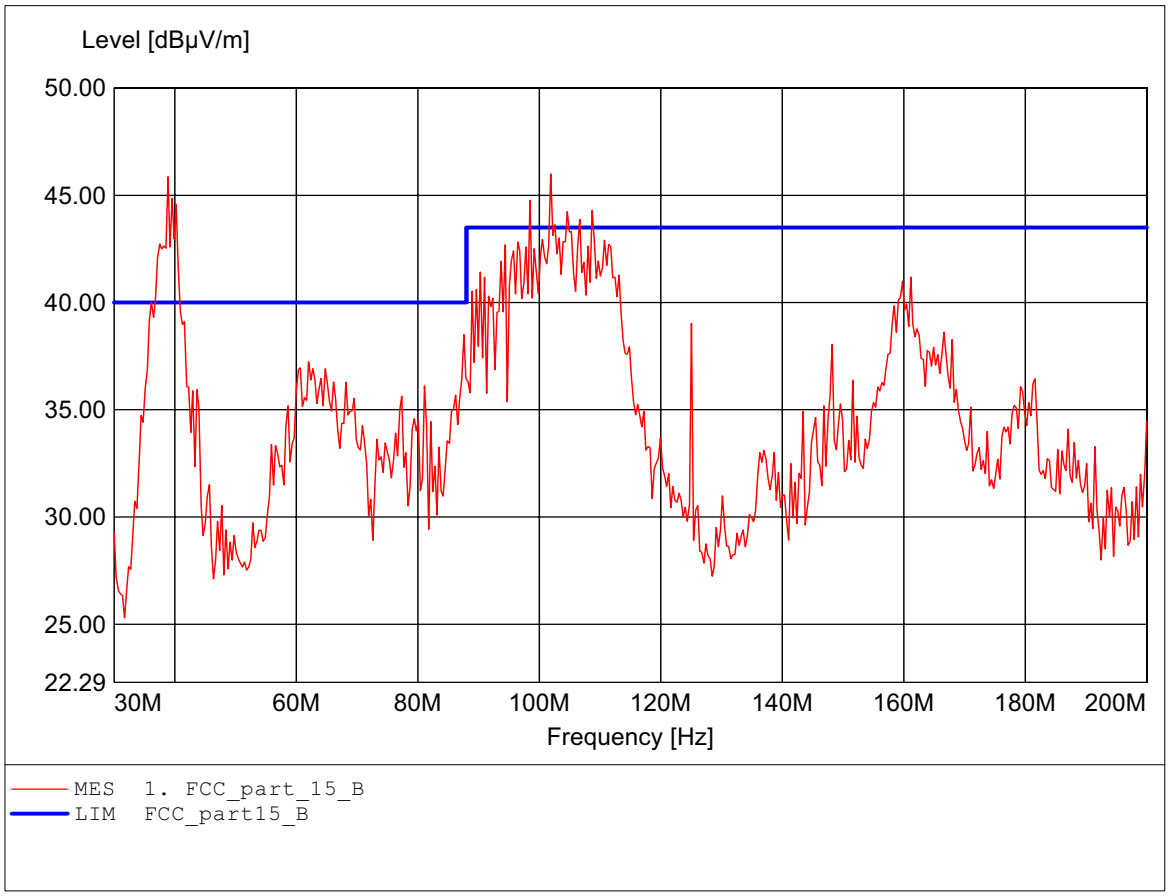

Field Strength under normal conditions

FCC RULES PART 15, SUBPART B

EUT:	Integrated High Powered Access Point
MODEL NO:	IWE3302 POE mode
Approval Holder:	Interepoch Technology,Inc.
Test Site / Operator:	ETS / Dennis
Temperature/Voltage:	Temp.: 23.5°C/ Unom.: 120 VAC (power on POE)
Test Specification:	according to subpart B
Comment 1:	Dist.: 3m, Ant.: HL 223, ampl.
	Freq:499.800MHz Emax:47.52dBµV/m RBW: 100 kHz

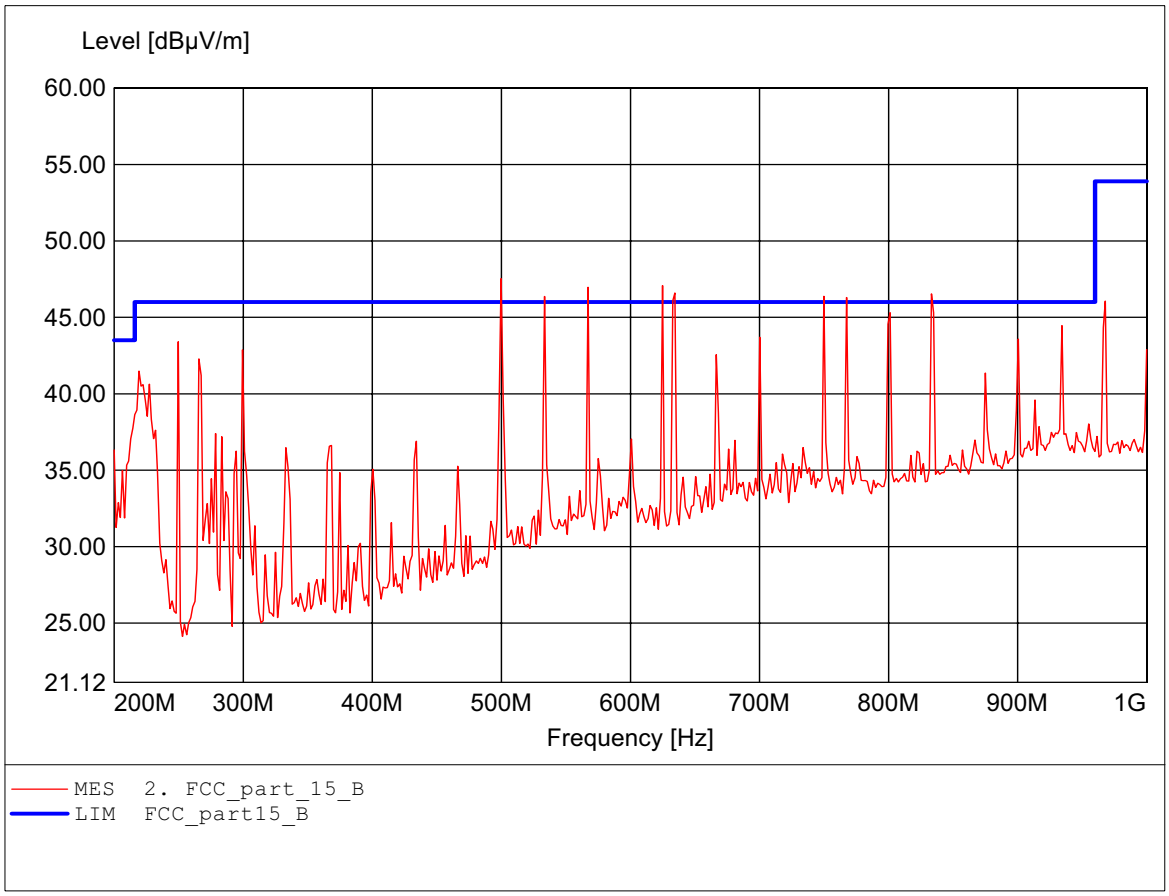

Field Strength under normal conditions

FCC RULES PART 15, SUBPART B

EUT:	Integrated High Powered Access Point
MODEL NO:	IWE3302 POE mode
Approval Holder:	Interepoch Technology,Inc.
Test Site / Operator:	ETS / Dennis
Temperature/Voltage:	Temp.: 23.5°C/ Unom.: 120 VAC (power on POE)
Test Specification:	according to subpart B
Comment 1:	Dist.: 3m, Ant.: HL 223, ampl.
	Freq:624.850MHz Emax:47.09dBµV/m RBW: 100 kHz

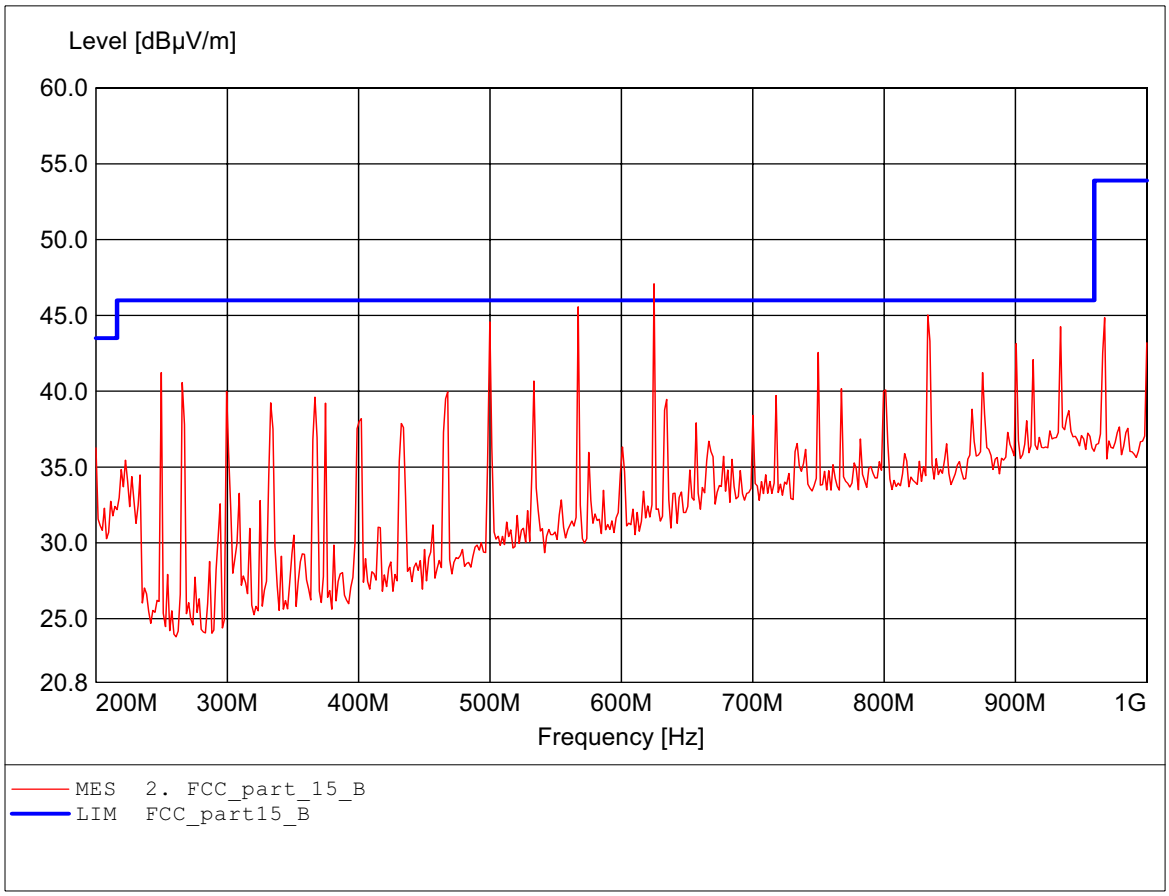

Appendix G

Power Line Conducted Emission

The measurement diagram are wideband pre-scan results; only for reference.

EMI voltage test in the ac-mains according to FCC Part 15

Class B

EUT:	Integrated High Powered Access Point
Approval Holder:	Interepoch Technology,Inc.
Operating Condition:	Unom : 120 VAC (ac / dc adaptor) Tnom : 24.2°C
Test Site:	ETS
Operator:	Eric Tseng
Test Specification:	V-network: ESH3-Z5 N
Comment:	model: IWE3302 mode: ADAPTOR

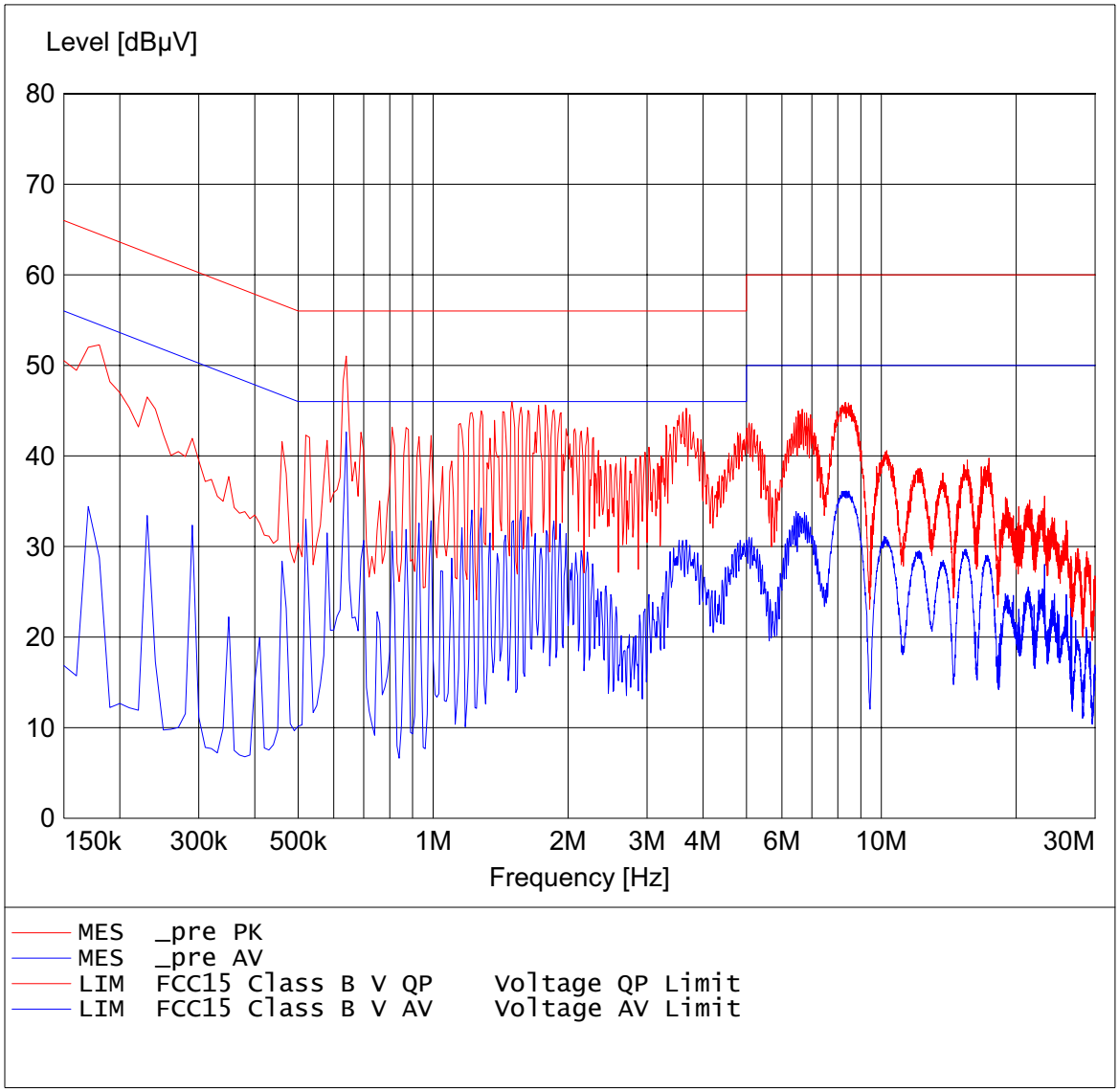

EMI voltage test in the ac-mains according to FCC Part 15

Class B

EUT:	Integrated High Powered Access Point
Approval Holder:	Interepoch Technology,Inc.
Operating Condition:	Unom : 120 VAC (ac / dc adaptor) Tnom : 24.2°C
Test Site:	ETS
Operator:	Eric Tseng
Test Specification:	V-network: ESH3-Z5 L1
Comment:	model: IWE3302 mode: ADAPTOR

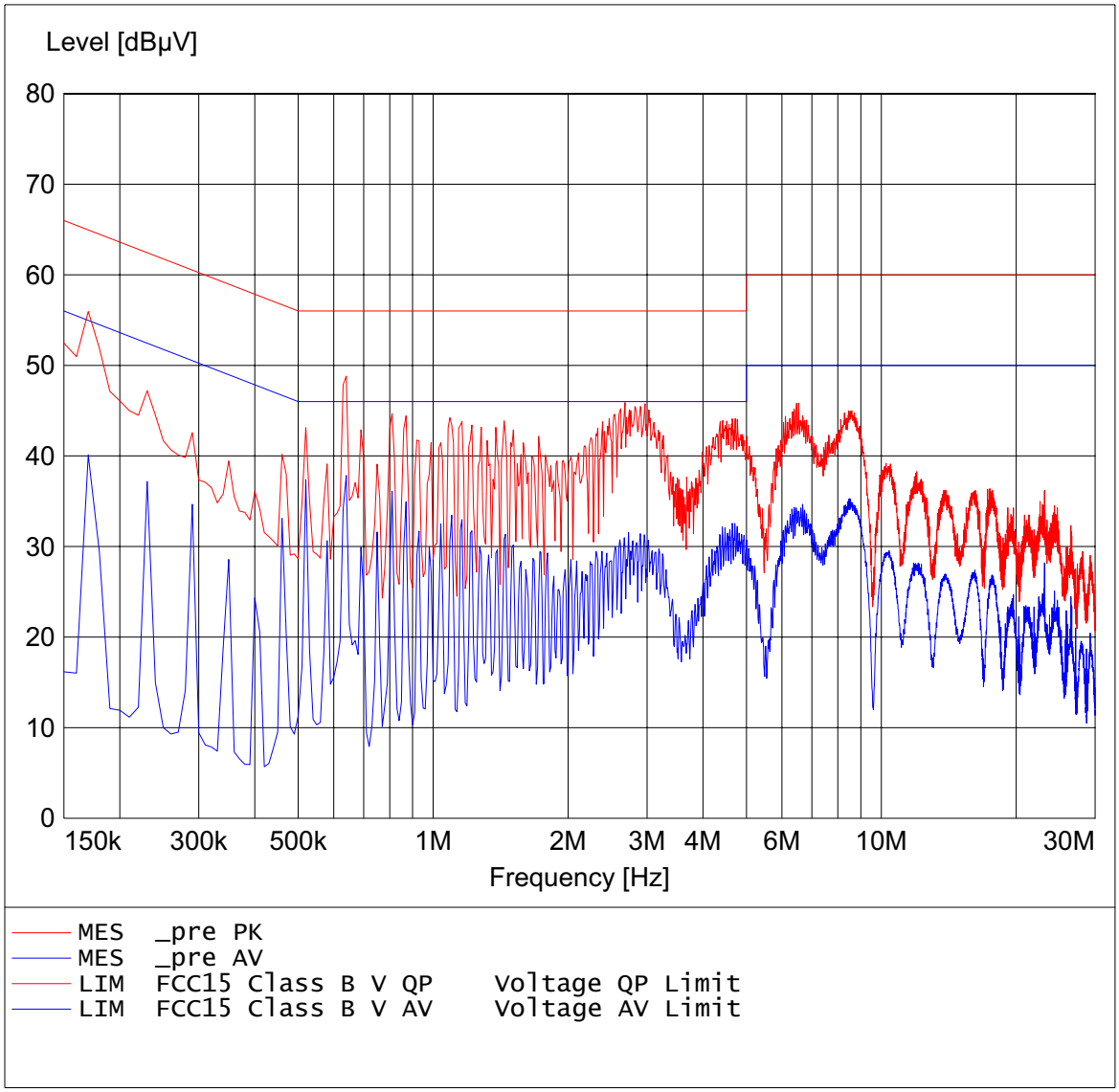

EMI voltage test in the ac-mains according to FCC Part 15

Class B

EUT:	Integrated High Powered Access Point
Approval Holder:	Interepoch Technology,Inc.
Operating Condition:	Unom : 120 VAC (POWERON POE) Tnom : 24.2°C
Test Site:	ETS
Operator:	Eric Tseng
Test Specification:	V-network: ESH3-Z5 N
Comment:	model: IWE3302 mode: POE

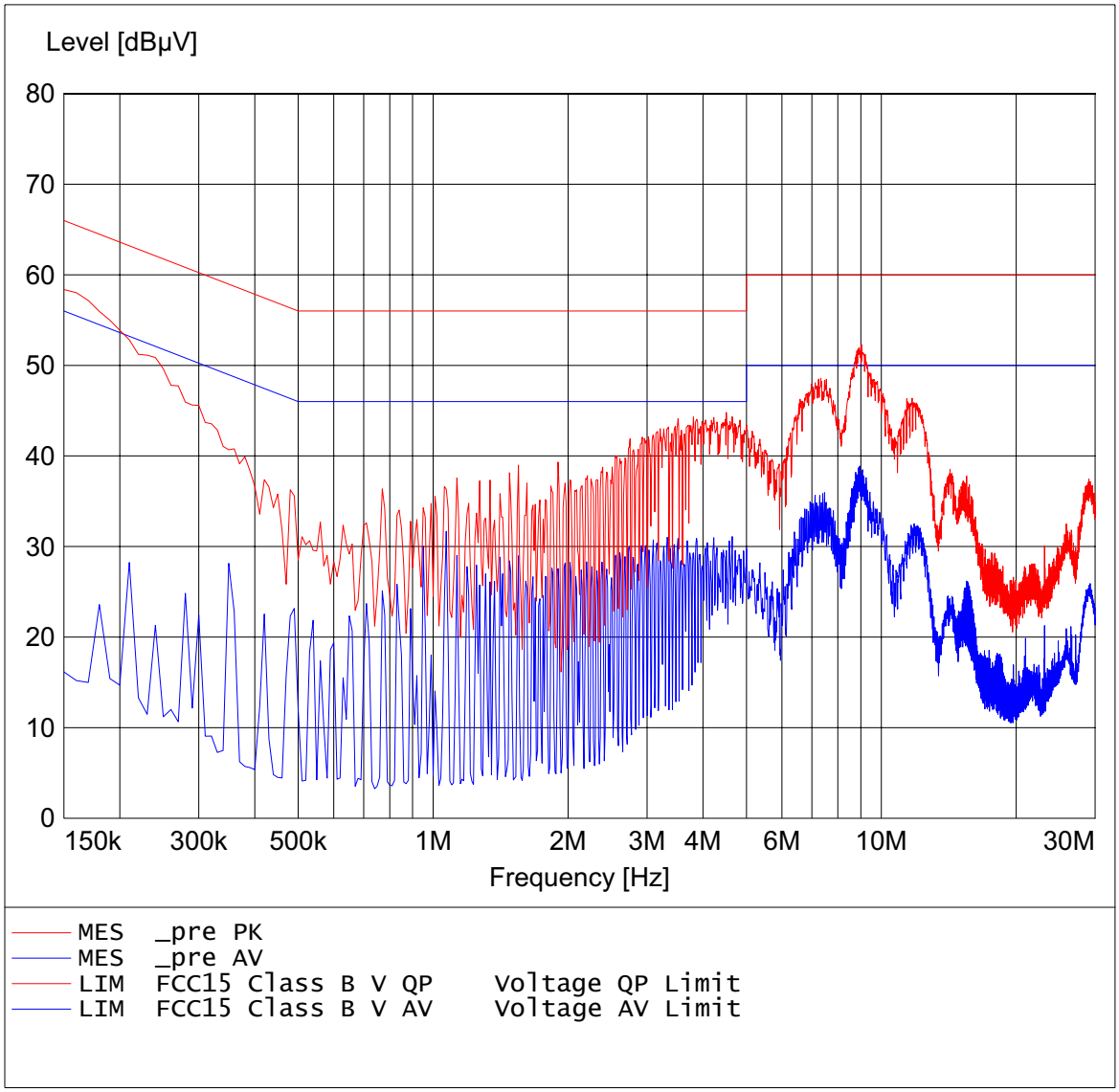

EMI voltage test in the ac-mains according to FCC Part 15

Class B

EUT:	Integrated High Powered Access Point
Approval Holder:	Interepoch Technology,Inc.
Operating Condition:	Unom : 120 VAC (POWERONPOE) Tnom : 24.2°C
Test Site:	ETS
Operator:	Eric Tseng
Test Specification:	V-network: ESH3-Z5 L1
Comment:	model: IWE3302 mode: POE

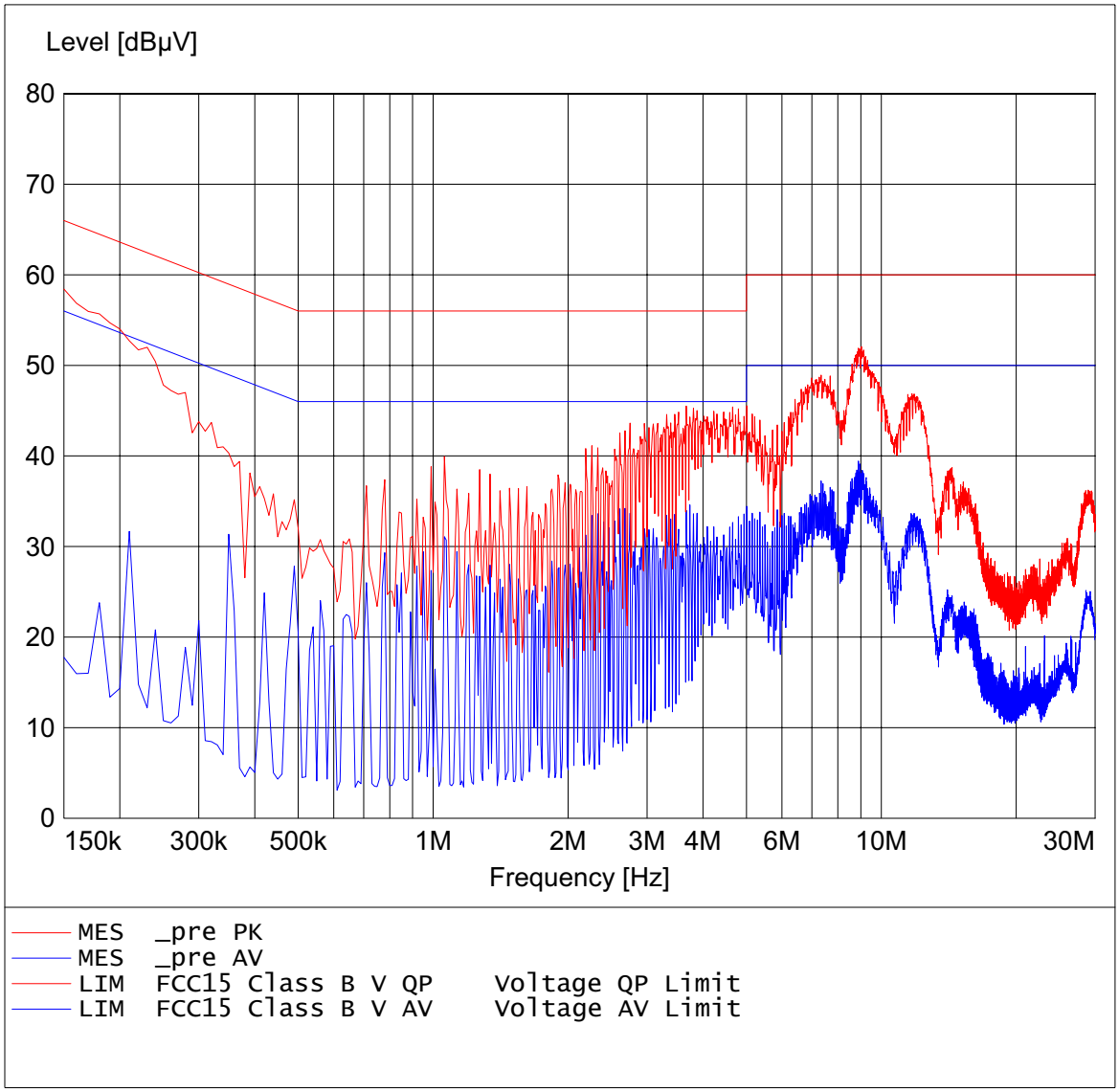

Appendix H

Pictures