GPW2200 WiFi Extender

Quick Start Guide

Before you begin:

For Internet connections, you must have a Cable, DSL or Satellite Internet service provider (ISP) service connection to the Internet. For further Configuration information, please refer to the GPW2200 User Manual available on line at the ARRIS website, **www.arris.com**

1. A separate G.hn device (Such as the GPE2001) must be located at the gateway, or integrated in the gateway to carry the data from the gateway to the GPW2200.

GPW2200 WiFi Extender

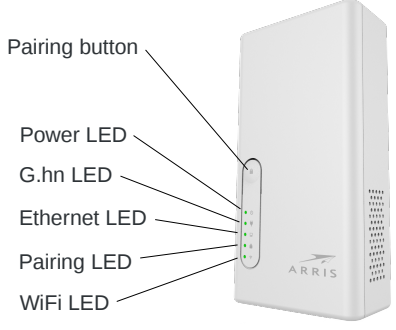

2. Plug the GPW2200 WiFi Extender into an AC outlet where you want to add WiFi coverage. Wait near 2 minutes for start-up test & LEDs to settle.

3. After the G.hn & WiFi LEDs are lit the adapter is ready to use. Any wireless clients connect using the password located on the GPW2200 label. There is also an Ethernet port on the bottom for connecting a wired device.

4. The adapters will initially connect on a default network and the pairing LED will be orange. To create a private Network that your neighbor cannot see, it is recommended to follow steps 5 & 6. This pairing is not the same as pairing WiFi, it is only for the G.hn power line connection.

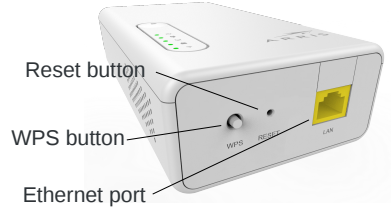

5. Press and hold the G.hn Secure Pairing button on the front of the GPW2200 for 2 seconds. The pairing LED will blink.

6. Within 2 minutes press the G.hn pairing button on the other G.hn device. The pairing LEDs will blink when syncing and become solid green once successfully paired.

7. Up to 8 G.hn devices may be paired within 2 minutes after the pairing process is started by pressing the first device for two seconds.

Important Notes:

This device complies with Part 15 of the FCC Rules. Operation is subject to the following two conditions: (1) This device may not cause harmful interference, and (2) this device must accept any interference received, including interference that may cause undesired operation.

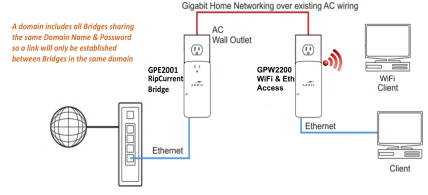

NOTE: *The GPW2200 WiFi Extender WiFi LED is three colored. If the LED is green, both 5Ghz and 2.4Ghz WiFi are active. If blue, only 5Ghz. If yellow, only 2.4Ghz.*

GPW2200 Features

- Easy Installation – Plug & Play
- Add WiFi at any outlet
- 2.4Ghz and 5Ghz 2x2 802.11ac
- Wired connections also
- Sends data over building power lines

© 2015 ARRIS Enterprises, Inc. All rights reserved.
ARRIS, RipCurrent, and the ARRIS logo are all trademarks or registered trademarks of ARRIS Enterprises, Inc. Other trademarks and trade names may be used in this document to refer to either the entities claiming the marks and the names of their products. ARRIS disclaims proprietary interest in the marks and names of others.
No part of this publication may be reproduced or transmitted in any form or by any means without written permission from ARRIS Enterprises, Inc.

xxxxxxxxxxx 0x/2017

Federal Communication Commission Interference Statement

This equipment has been tested and found to comply with the limits for a Class B digital device, pursuant to Part 15 of the FCC Rules. These limits are designed to provide reasonable protection against harmful interference in a residential installation. This equipment generates, uses and can radiate radio frequency energy and, if not installed and used in accordance with the instructions, may cause harmful interference to radio communications. However, there is no guarantee that interference will not occur in a particular installation. If this equipment does cause harmful interference to radio or television reception, which can be determined by turning the equipment off and on, the user is encouraged to try to correct the interference by one of the following measures:

- Reorient or relocate the receiving antenna.
- Increase the separation between the equipment and receiver.
- Connect the equipment into an outlet on a circuit different from that to which the receiver is connected.
- Consult the dealer or an experienced radio/TV technician for help.

FCC Caution: Any changes or modifications not expressly approved by the party responsible for compliance could void the user's authority to operate this equipment.

This device complies with Part 15 of the FCC Rules. Operation is subject to the following two conditions:

(1) This device may not cause harmful interference, and

(2) this device must accept any interference received, including interference that may cause undesired operation.

IMPORTANT NOTE:
Radiation Exposure Statement:
This equipment complies with FCC radiation exposure limits set forth for an uncontrolled environment. This equipment should be installed and operated with minimum distance 20cm between the radiator & your body.

This transmitter must not be co-located or operating in conjunction with any other antenna or transmitter.

Country Code selection feature to be disabled for products marketed to the US/CANADA

Operation of this device is restricted to indoor use only

Industry Canada statement:

This device complies with Industry Canada's licence-exempt RSSs. Operation is subject to the following two conditions:

(1) This device may not cause interference; and

(2) This device must accept any interference, including interference that may cause undesired operation of the device.

Le présent appareil est conforme aux CNR d'Industrie Canada applicables aux appareils radio exempts de licence. L'exploitation est autorisée aux deux conditions suivantes:

1) l'appareil ne doit pas produire de brouillage;

2) l'utilisateur de l'appareil doit accepter tout brouillage radioélectrique subi, même si le brouillage est susceptible d'en compromettre le fonctionnement.

(For transmitters equipped with detachable antennas)

This radio transmitter (IC: 6670A-GPW2200) has been approved by Industry Canada to operate with the antenna types listed below with the maximum permissible gain indicated. Antenna types not included in this list, having a gain greater than the maximum gain indicated for that type, are strictly prohibited for use with this device.

Le présent émetteur radio (IC: 6670A-GPW2200) a été approuvé par Industrie Canada pour fonctionner avec les types d'antenne énumérés ci- dessous et ayant un gain admissible maximal. Les types d'antenne non inclus dans cette liste, et dont le gain est supérieur au gain maximal indiqué, sont strictement interdits pour l'exploitation de l'émetteur.

Caution:
The device for operation in the band 5150–5250 MHz is only for indoor use to reduce the potential for harmful interference to co-channel mobile satellite systems;

Avertissement:
les dispositifs fonctionnant dans la bande de 5150 à 5250MHz sont réservés uniquement pour une utilisation à l'intérieur afin de réduire les risques de brouillage préjudiciable aux systèmes de satellites mobiles utilisant les mêmes canaux;

Radiation Exposure Statement:
The product comply with the Canada portable RF exposure limit set forth for an uncontrolled environment and are safe for intended operation as described in this manual. The further RF exposure reduction can be achieved if the product can be kept as far as possible from the user body or set the device to lower output power if such function is available.

Antenna info.	Antenna		Peak gain (dBi)				
Model	Type	Connector	2400~2483.5MHz	5150~5250MHz	5250~5350MHz	5470~5725MHz	5725~5850MHz
Ant 1	Dipole	UFL	3.46	3.14	3.14	3.41	3.41
Ant 2	Dipole	UFL	2.43	3.25	3.25	3.11	2.6