FCC DFS Test Report

Equipment	**: Wireless Cable Modem & Router**
Brand Name	**: ARRIS**
Model No.	**: SBG6900-AC**
FCC ID	**: UIDSBG6900**
Standard	**: 47 CFR FCC Part 15.407**
Frequency Range	**: 5250 MHz – 5350 MHz 5470 MHz – 5725 MHz**
Applicant	**: ARRIS Group, Inc. 3871 Lakefield Drive Suite 300 Suwanee, GA30024**
Manufacturer	**: HONHAI Technology Group 5F-1,5 Hsin-An Road, Hsinchu, Science-Based Industrial Park 300, Taiwan, R.O.C**
Operate Mode	**: Master**

The product sample received on May 18, 2015 and completely tested on Jul. 10, 2015. We, SPORTON, would like to declare that the tested sample has been evaluated in accordance with the procedures given in FCC 06-96 Appendix & FCC KDB 905462 D02 UNII DFS Compliance Procedures New Rules v01r02 and shown compliance with the applicable technical standards. The test results in this report apply exclusively to the tested model / sample. Without written approval of SPORTON INTERNATIONAL INC., the test report shall not be reproduced except in full.

Sam Chen
SPORTON INTERNATIONAL INC.

Testing Laboratory
1190

Table of Contents

1 GENERAL DESCRIPTION 5

1.1 Information 5
1.2 Support Equipment 6
1.3 Testing Applied Standards 6
1.4 Testing Location Information 7

2 TEST CONFIGURATION OF EUT 8

2.1 Test Channel Frequencies Configuration 8
2.2 The Worst Case Measurement Configuration 8

3 DYNAMIC FREQUENCY SELECTION (DFS) TEST RESULT 9

3.1 General DFS Information 9
3.2 Radar Test Waveform Calibration 12
3.3 UNII Detection Bandwidth 29
3.4 Channel Availability Check (CAC) 33
3.5 In-service Monitoring 37
3.6 Statistical Performance Check 43

4 TEST EQUIPMENT AND CALIBRATION DATA 116

5 MEASUREMENT UNCERTAINTY 117

APPENDIX A. TEST PHOTOS ..... A1 ~ A2

Summary of Test Result

Conformance Test Specifications (FCC 06-96 Appendix)				
Report Clause	**Ref. Std. Clause**	**Description**	**Limit**	**Result**
3.3	7.8.1	DFS: UNII Detection Bandwidth Measurement	100% of the 99% BW	Complied
3.4	7.8.2.1	DFS: Initial Channel Availability Check Time	CAC ≥ 60 sec	Complied
3.4	7.8.2.2	DFS: Radar Burst at the Beginning of the Channel Availability Check Time	Detection Threshold: -63 dBm	Complied
3.4	7.8.2.3	DFS: Radar Burst at the End of the Channel Availability Check Time	Detection Threshold: -63 dBm	Complied
3.5	7.8.3	DFS: In-Service Monitoring for Channel Move Time (CMT)	CMT ≤ 10sec	Complied
3.5	7.8.3	DFS: In-Service Monitoring for Channel Closing Transmission Time (CCTT)	CCTT ≤ 60 ms starting at CMT 200ms	Complied
3.5	7.8.3	DFS: In-Service Monitoring for Non-Occupancy Period (NOP)	NOP ≥ 30 min	Complied
3.6	7.8.4	DFS: Statistical Performance Check	Table 5 - 7 (KDB 905462)	Complied
3.1.4	5.8.1	DFS: Uniform Spreading	Uniform Spreading for DFS Band	Complied
3.1.5	8.1	User Access Restrictions	DFS controls	Complied

Revision History

Report No.	Version	Description	Issued Date
FZ571447	Rev. 01	Initial issue of report	Jul. 17, 2015

1 General Description

1.1 Information

1.1.1 RF General Information

Specification Items	Description	
Radio Type	Intentional Transceiver	
Power Type	Internal power supply	
Modulation	see the below table for 802.11n/ac OFDM (BPSK / QPSK / 16QAM / 64QAM) for IEEE 802.11a	
Data Rate (Mbps)	see the below table for 802.11n/ac OFDM (6/9/12/18/24/36/48/54) for IEEE 802.11a	
Channel Bandwidth	20/40/80 MHz operating channel bandwidth	
Operating Mode	☒ Master	
	☐ Slave with radar detection	
	☐ Slave without radar detection	
Communication Mode	☒ IP Based (Load Based)	☐ Frame Based
Weather Band (5600~5650MHz)	☐ With 5600~5650MHz	☒ Without 5600~5650MHz
Power-on cycle	80MHz: Requires 46.522 seconds to complete its power-on cycle.	
Software / Firmware Version	1.5.0.1	

1.1.2 DFS Band Carrier Frequencies

There are three bandwidth systems.

For 20MHz bandwidth systems, use Channel 52, 56, 60, 64, 100, 104, 108, 112, 116, 132, 136, 140.

For 40MHz bandwidth systems, use Channel 54, 62, 102, 110, 134.

For 80MHz bandwidth systems, use Channel 58, 106.

Frequency Band	Channel No.	Frequency	Channel No.	Frequency
5250~5350 MHz Band 2	52	5260 MHz	60	5300 MHz
	54	5270 MHz	62	5310 MHz
	56	5280 MHz	64	5320 MHz
	58	5290 MHz	-	-
5470~5725 MHz Band 3	100	5500 MHz	116	5580 MHz
	102	5510 MHz	132	5660 MHz
	104	5520 MHz	134	5670 MHz
	106	5530 MHz	136	5680 MHz
	108	5540 MHz	140	5700 MHz
	110	5550 MHz	134	5670 MHz
	112	5560 MHz	-	-

1.2 Support Equipment

Support Equipment				
No.	Equipment	Brand Name	Model Name	FCC ID
1	Notebook*2	DELL	E4300	DoC
2	WLAN Dongle	CISCO	AE6000	Q87-AE6000

1.3 Testing Applied Standards

According to the specifications of the manufacturer, the EUT must comply with the requirements of the following standards:

- FCC 06-96 Appendix
- FCC KDB 905462 D02 UNII DFS Compliance Procedures New Rules v01r02
- FCC KDB 443999 D01 Approval of DFS UNII Devices v01r04

1.4 Testing Location Information

Testing Location						
☐	HWA YA	ADD : No. 52, Hwa Ya 1st Rd., Kwei-Shan Hsiang, Tao Yuan Hsien, Taiwan, R.O.C. TEL : 886-3-327-3456 FAX : 886-3-327-0973				
☒	JHUBEI	ADD : No.8, Lane 724, Bo-ai St., Jhubei City, HsinChu County 302, Taiwan, R.O.C. TEL : 886-3-656-9065 FAX : 886-3-656-9085				
Test Condition		**Test Site No.**	**Test Engineer**	**Test Environment**	**Test Date**	
DFS Site		DF01-CB	YC Chen	24°C / 57%	08-May-15 ~ 10-Jul-15	

2 Test Configuration of EUT

2.1 Test Channel Frequencies Configuration

Test Channel Frequencies Configuration	
IEEE Std.	**Test Channel Freq. (MHz)**
802.11ac (VHT20)	5500 MHz
802.11ac (VHT40)	5510 MHz
802.11ac (VHT80)	5530 MHz

2.2 The Worst Case Measurement Configuration

The Worst Case Mode for Following Conformance Tests	
Tests Item	Dynamic Frequency Selection (DFS)
Test Condition	Radiated measurement The EUT shall be configured to operate at the highest transmitter output power setting. If more than one antenna assembly is intended for this power setting, the gain of the antenna assembly with the lowest gain shall be used. The DFS radar test signals have been aligned to the direction corresponding to the EUT's maximum antenna gain.
Modulation Mode	802.11ac (VHT20), 802.11ac (VHT40), 802.11ac (VHT80)

3 Dynamic Frequency Selection (DFS) Test Result

3.1 General DFS Information

3.1.1 DFS Parameters

Table D.1: DFS requirement values	
Parameter	**Value**
Non-occupancy period	Minimum 30 minutes
Channel Availability Check Time	60 seconds
Channel Move Time	10 seconds (Note 1).
Channel Closing Transmission Time	200 milliseconds + an aggregate of 60 milliseconds over remaining 10 second periods. (Notes 1 and 2).
U-NII Detection Bandwidth	Minimum 100% of the 99% power bandwidth (Note 3).

Note 1: Channel Move Time and the Channel Closing Transmission Time should be performed with Radar Type 0. The measurement timing begins at the end of the Radar Type 0 burst.
Note 2: The Channel Closing Transmission Time is comprised of 200 milliseconds starting at the beginning of the Channel Move Time plus any additional intermittent control signals required to facilitate Channel changes (an aggregate of 60 milliseconds) during the remainder of the 10 second period. The aggregate duration of control signals will not count quiet periods in between transmissions.
Note 3: During the U-NII Detection Bandwidth detection test, radar type 1 is used and for each frequency step the minimum percentage of detection is 90%. Measurements are performed with no data traffic.

Table D.2: Interference threshold values	
Maximum Transmit Power	**Value (see note)**
EIRP ≥ 200 mW	-64 dBm
EIRP < 200 mW and PSD < 10dBm/MHz	-62 dBm
EIRP < 200 mW and PSD >= 10dBm/MHz	-64 dBm

Note 1: This is the level at the input of the receiver assuming a 0 dBi receive antenna.
Note 2: Throughout these test procedures an additional 1 dB has been added to the amplitude of the test transmission waveforms to account for variations in measurement equipment. This will ensure that the test signal is at or above the detection threshold level to trigger a DFS response.
Note3: EIRP is based on the highest antenna gain. For MIMO devices refer to KDB Publication 662911D01.

3.1.2 Applicability of DFS Requirements Prior to Use of a Channel

Requirement	DFS Operational mode		
	Master	Client without radar detection	Client with radar detection
Non-Occupancy Period	Yes	Not required	Yes
DFS Detection Threshold	Yes	Not required	Yes
Channel Availability Check Time	Yes	Not required	Not required
U-NII Detection Bandwidth	Yes	Not required	Yes

3.1.3 Applicability of DFS Requirements during Normal Operation

Requirement	DFS Operational mode		
	Master	Client without radar detection	Client with radar detection
DFS Detection Threshold	Yes	Not required	Yes
Channel Closing Transmission Time	Yes	Yes	Yes
Channel Move Time	Yes	Yes	Yes
U-NII Detection Bandwidth	Yes	Not required	Yes

Additional requirements for devices with multiple bandwidth modes	**Master Device or Client with Radar Detection**	**Client Without Radar Detection**
U-NII Detection Bandwidth and Statistical Performance Check	All BW modes must be tested	Not required
Channel Move Time and Channel Closing Transmission Time	Test using widest BW mode available	Test using the widest BW mode available for the link
All other tests	Any single BW mode	Not required
Note: Frequencies selected for statistical performance check (Section 7.8.4) should include several frequencies within the radar detection bandwidth and frequencies near the edge of the radar detection bandwidth. For 802.11 devices it is suggested to select frequencies in each of the bonded 20 MHz channels and the channel center frequency.		

3.1.4 Uniform Spreading

Manufacturer Declare the Uniform Spreading	
☒	For the 5250-5350 MHz and 5470-5725 MHz bands, the Master device provides, on aggregate, uniform loading of the spectrum across all devices by selecting an operating channel among the available channels using a Gaussian random algorithm.

3.1.5 User Access Restrictions

User Access Restrictions	
☒	DFS controls (hardware or software) related to radar detection are NOT accessible to the user. Manufacturer statement confirming that information regarding the parameters of the detected Radar Waveforms is not available to the end user.

3.1.6 Channel Loading/Data Streaming

☒	IP Based (Load Based) - stream the test file from the Master to the Client.	
	☐	The data file (MPEG-4) has been transmitting in a streaming mode.
	☐	Software to ping the client is permitted to simulate data transfer with random ping intervals.
	☒	Minimum channel loading of approximately 17%.
	☐	Unicast protocol has been used.
☐	Frame Based - stream the test file from the Master to the Client.	
	☐	fixed talk/listen ratio, set the ratio to 45%/55%

3.2 Radar Test Waveform Calibration

3.2.1 Short Pulse Radar Test Waveforms

Radar Type	Pulse Width (µsec)	PRI (µsec)	Number of Pulses	Minimum Percentage of Successful Detection	Minimum Trials
0	1	1428	18	See Note 1	See Note 1
1A	1	15 unique PRI in KDB 905462 D02 Table 5a	$Roundup\left\{\left(\frac{1}{360}\right)\times\left(\frac{19\times10^6}{PRI}\right)\right\}$	60%	15
1B	1	15 unique PRI within 518-3066, Excluding 1A PRI		60%	15
2	1-5	150-230	23-29	60%	30
3	6-10	200-500	16-18	60%	30
4	11-20	200-500	12-16	60%	30
Aggregate (Radar Types 1-4)				80%	120
Note 1: Short Pulse Radar Type 0 should be used for the detection bandwidth test, channel move time, and channel closing time tests.					

A minimum of 30 unique waveforms are required for each of the short pulse radar types 2 through 4. For short pulse radar type 1, the same waveform is used a minimum of 30 times. If more than 30 waveforms are used for short pulse radar types 2 through 4, then each additional waveform must also be unique and not repeated from the previous waveforms. The aggregate is the average of the percentage of successful detections of short pulse radar types 1-4.

3.2.2 Long Pulse Radar Test Waveform

Radar Type	Pulse Width (µsec)	Chirp Width (MHz)	PRI (µsec)	Number of Pulses per *Burst*	Number of *Bursts*	Minimum Percentage of Successful Detection	Minimum Trials
5	50-100	5-20	1000-2000	1-3	8-20	80%	30

Each waveform is defined as follows:

- The transmission period for the Long Pulse Radar test signal is 12 seconds.
- There are a total of 8 to 20 Bursts in the 12 second period, with the number of Bursts being randomly chosen. This number is Burst_Count.
- Each Burst consists of 1 to 3 pulses, with the number of pulses being randomly chosen. Each Burst within the 12 second sequence may have a different number of pulses.
- The pulse width is between 50 and 100 microseconds, with the pulse width being randomly chosen. Each pulse within a Burst will have the same pulse width. Pulses in different Bursts may have different pulse widths.
- Each pulse has a linear FM chirp between 5 and 20 MHz, with the chirp width being randomly chosen. Each pulse within a Burst will have the same chirp width. Pulses in different Bursts may have different chirp widths. The chirp is centered on the pulse. For example, with a radar frequency of 5300 MHz and a 20 MHz chirped signal, the chirp starts at 5290 MHz and ends at 5310 MHz.
- If more than one pulse is present in a Burst, the time between the pulses will be between 1000 and 2000

microseconds, with the time being randomly chosen. If three pulses are present in a Burst, the time between the first and second pulses is chosen independently of the time between the second and third pulses.

- The 12 second transmission period is divided into even intervals. The number of intervals is equal to Burst_Count. Each interval is of length (12,000,000 / Burst_Count) microseconds. Each interval contains one Burst. The start time for the Burst, relative to the beginning of the interval, is between 1 and [(12,000,000 / Burst_Count) – (Total Burst Length) + (One Random PRI Interval)] microseconds, with the start time being randomly chosen. The step interval for the start time is 1 microsecond. The start time for each Burst is chosen independently.

3.2.3 Frequency Hopping Radar Test Waveform

Radar Type	Pulse Width (μsec)	PRI (μsec)	Pulses per Hop	Hopping Rate (kHz)	Hopping Sequence Length (ms)	Minimum Percentage of Successful Detection	Minimum Trials
6	1	333	9	0.333	300	70%	30

The FCC Type 6 waveform uses a static waveform with 100 bursts in the instruments ARB. In addition, the RF list mode is operated with a list containing 100 frequencies from a randomly generated list and it had be ensured that at least one of the random frequencies falls into the UNII Detection Bandwidth of the DUT. Each burst from the waveform file initiates a trigger pulse at the beginning that switches the RF list from one item to the next one.

3.2.4 DFS Threshold Level

DFS Threshold Level		
DFS Threshold level: -63 dBm	☐	at the antenna connector
	☒	in front of the antenna
The Interference **Radar Detection Threshold Level** is is *-64 dBm + 0 [dBi] + 1 dB* = -63 dBm. That had been taken into account the output power range and antenna gain.		

3.2.5 Calibration Setup

Master Radiated Calibration Setup

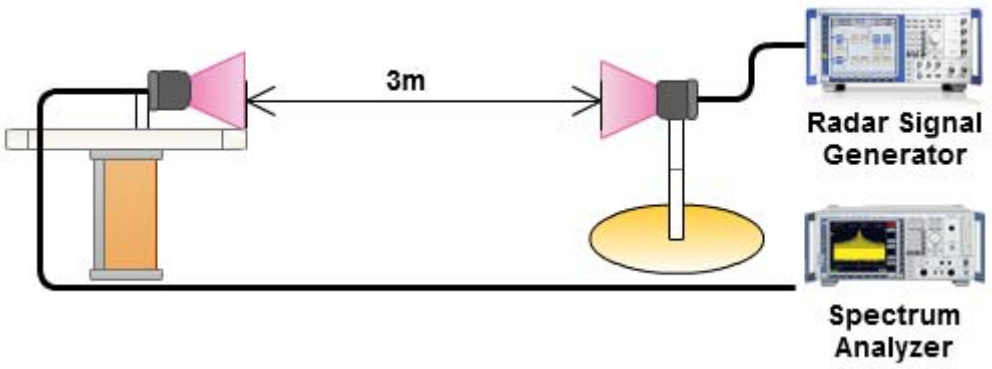

3.2.6 Radar Waveform calibration Plot

Modulation Mode: 802.11ac (VHT20)	Test Frequency: 5500 MHz

Radar #0 DFS detection threshold level

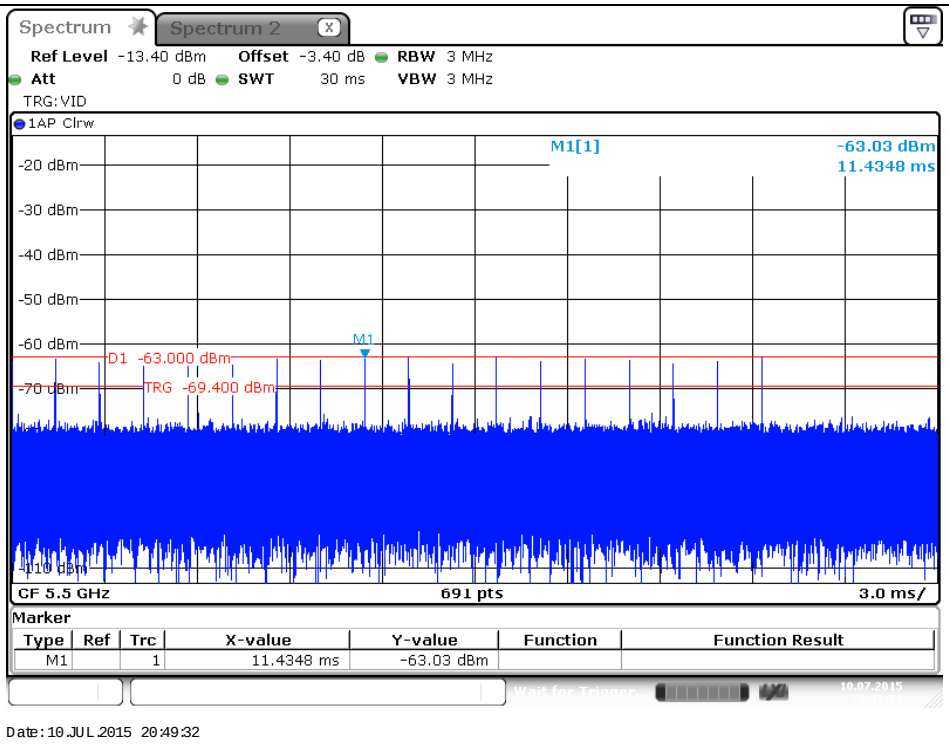

Radar #1 DFS detection threshold level

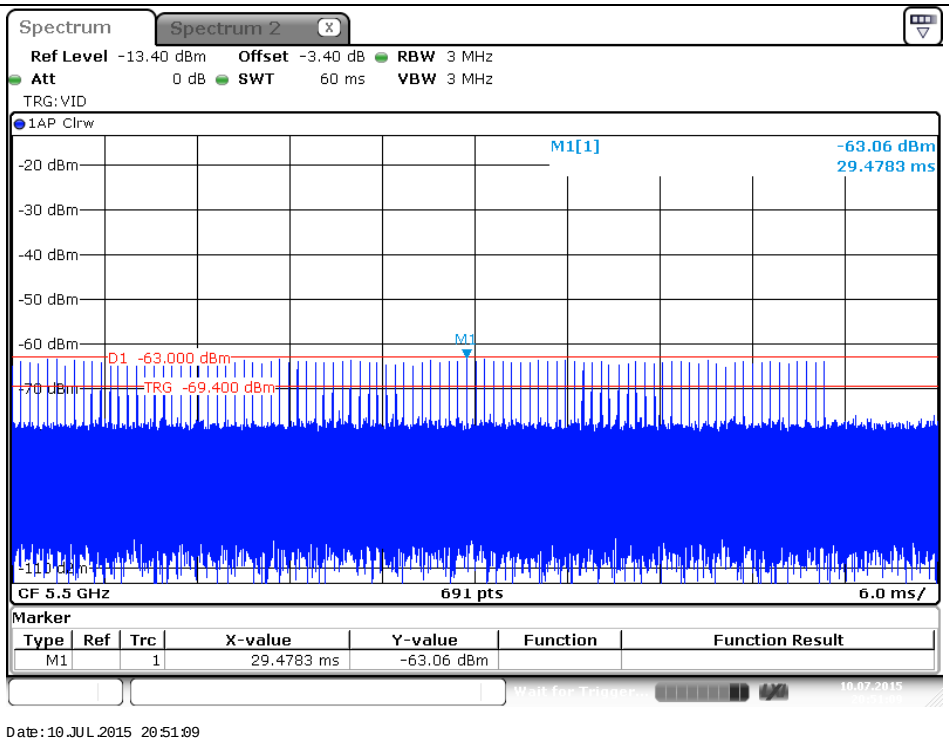

Radar #2 DFS detection threshold level

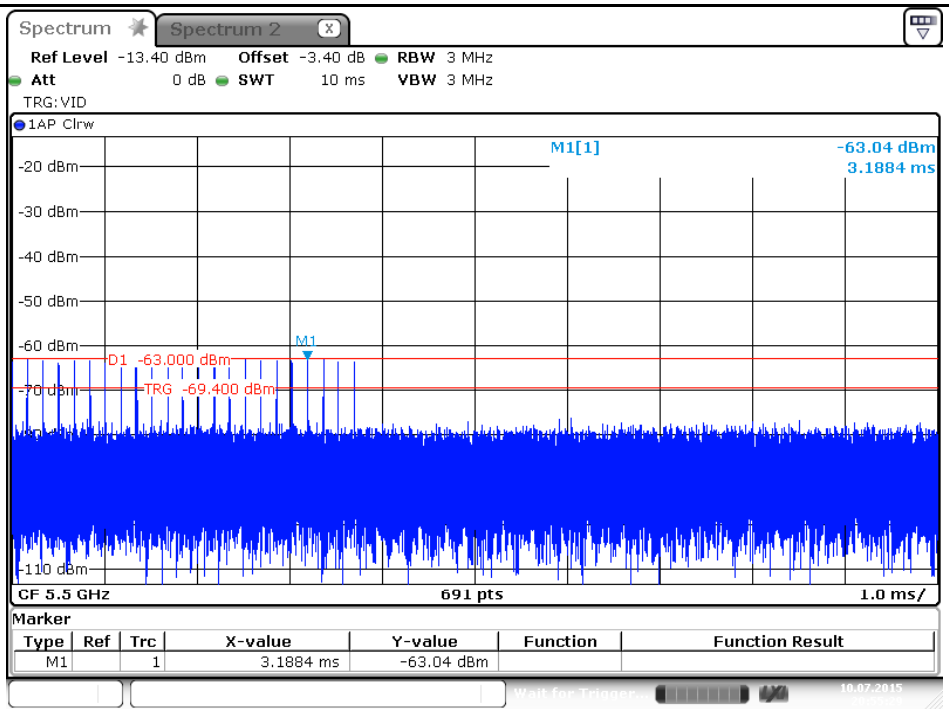

Date:10.JUL.2015 20:55:29

Radar #3 DFS detection threshold level

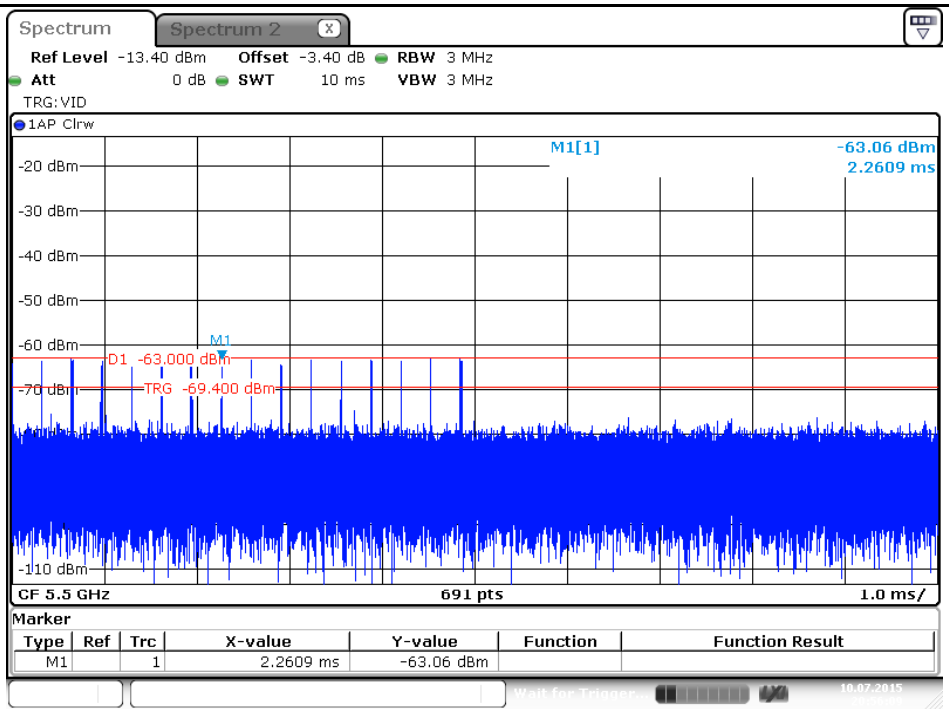

Date:10.JUL.2015 20:56:09

Radar #4 DFS detection threshold level

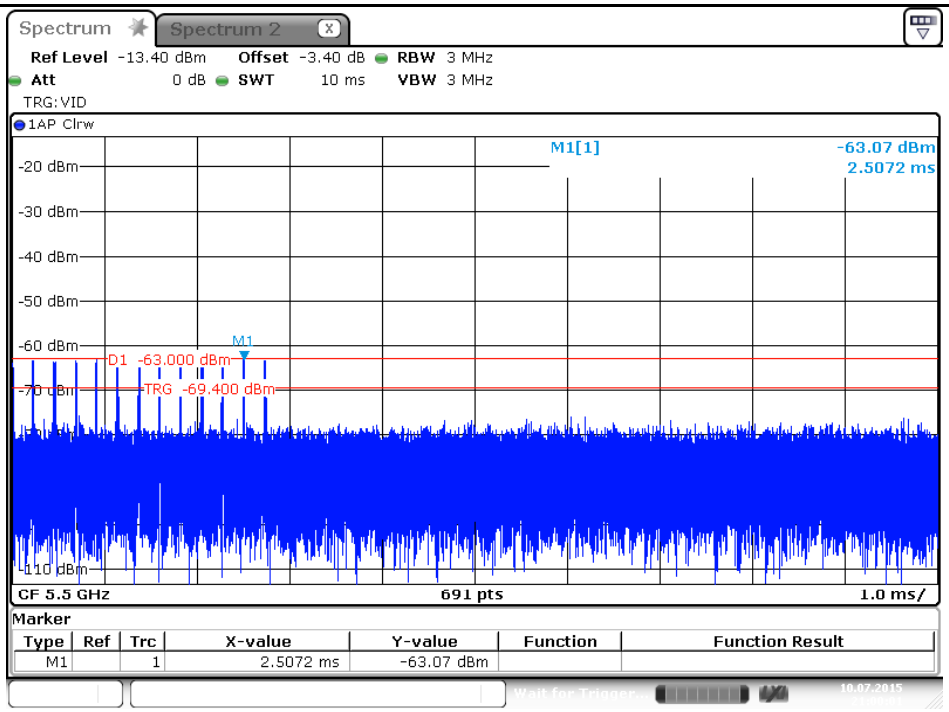

Date:10.JUL.2015 21:00:02

Radar #5 DFS detection threshold level

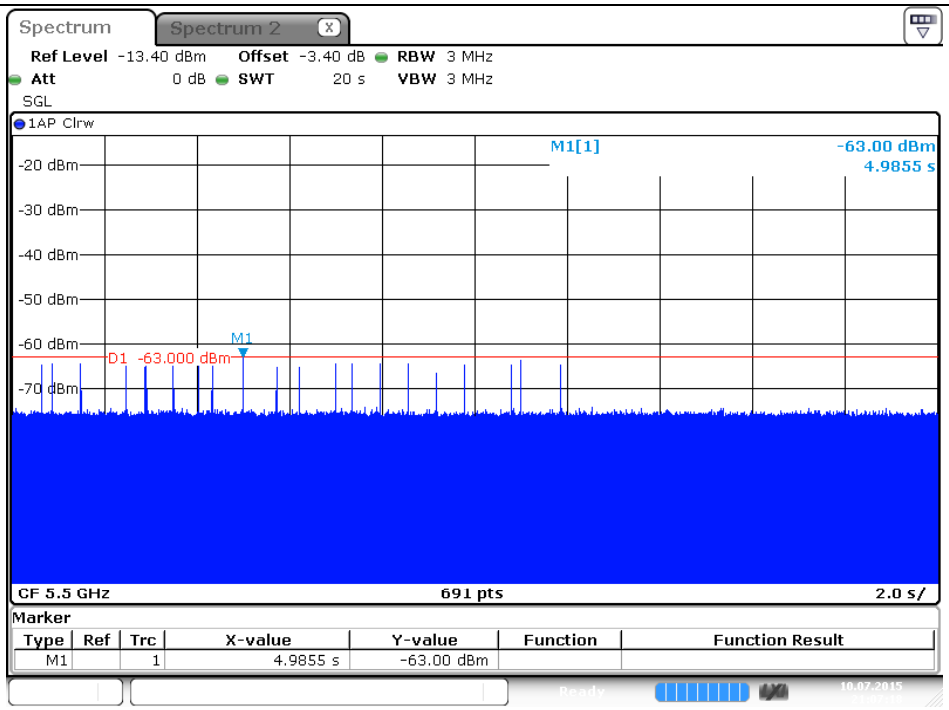

Date:10.JUL.2015 21:07:19

Radar #6 DFS detection threshold level

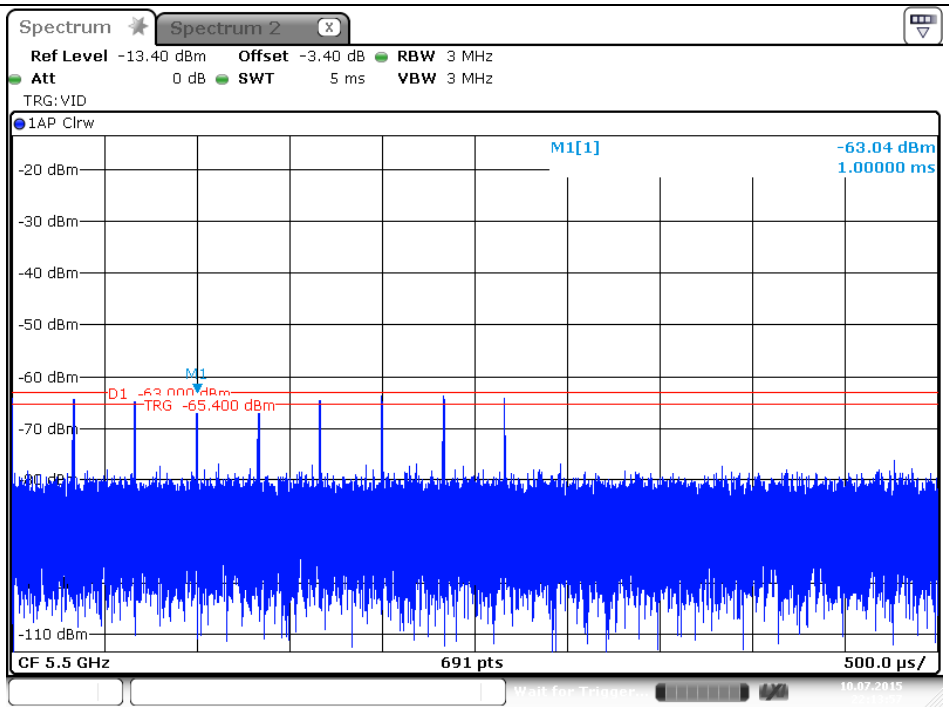

Date: 10.JUL.2015 22:13:57

Modulation Mode: 802.11ac (VHT40)	Test Frequency: 5510 MHz

Radar #0 DFS detection threshold level

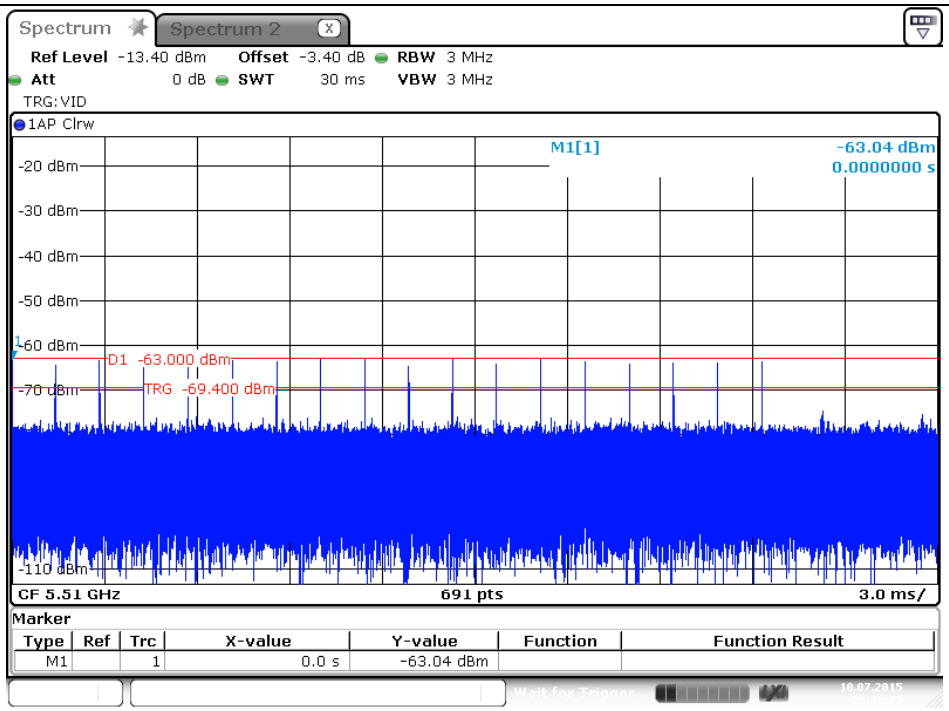

Date:10.JUL.2015 20:48:27

Radar #1 DFS detection threshold level

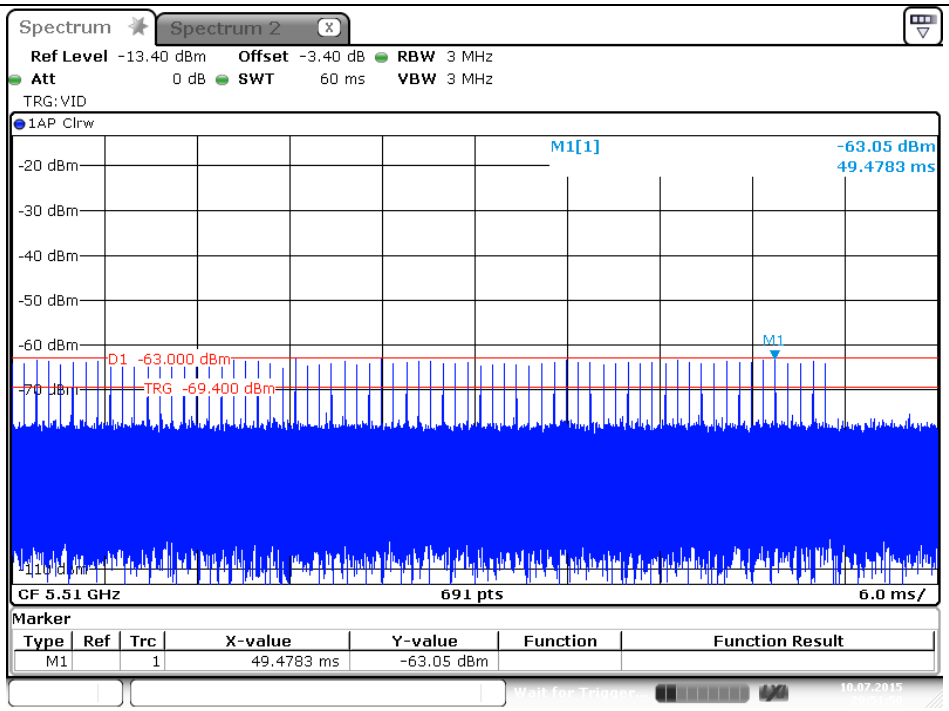

Date:10.JUL.2015 20:51:51

Radar #2 DFS detection threshold level

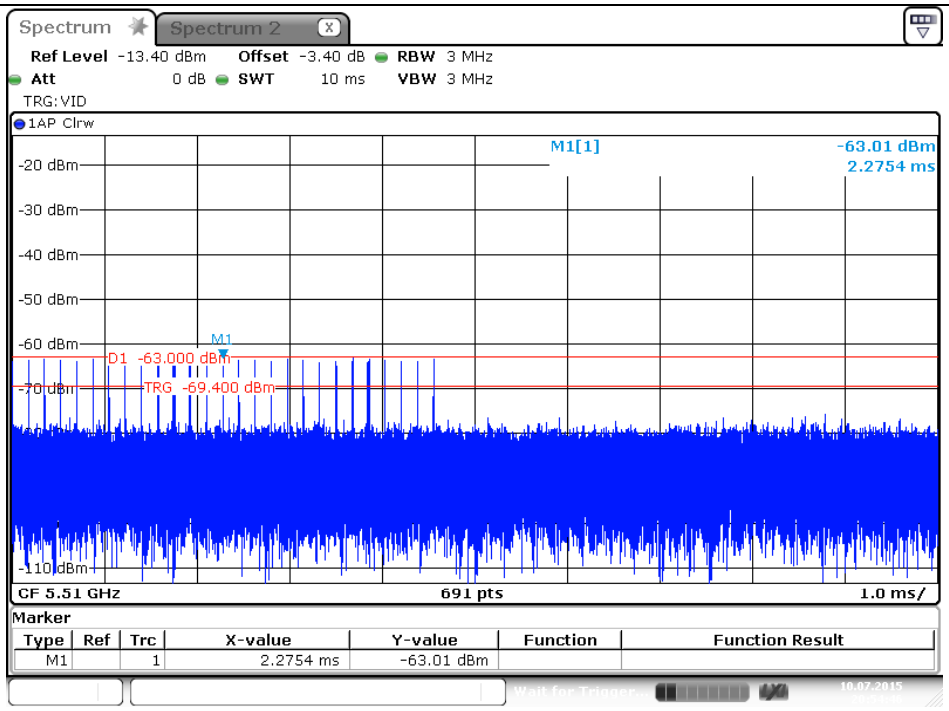

Date:10.JUL.2015 20:54:45

Radar #3 DFS detection threshold level

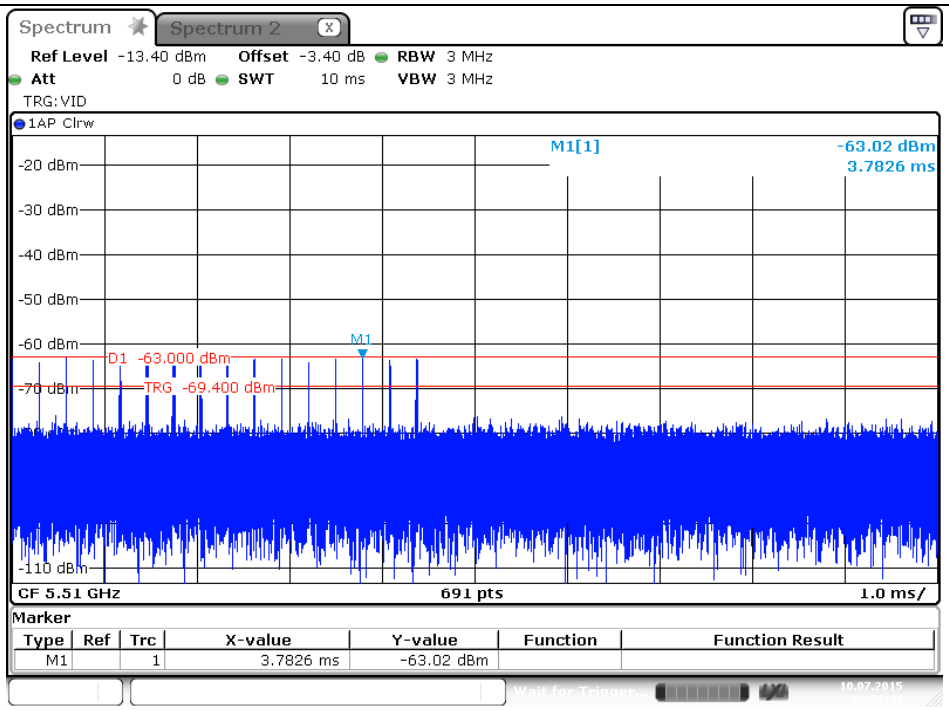

Date:10.JUL.2015 20:56:45

Radar #4 DFS detection threshold level

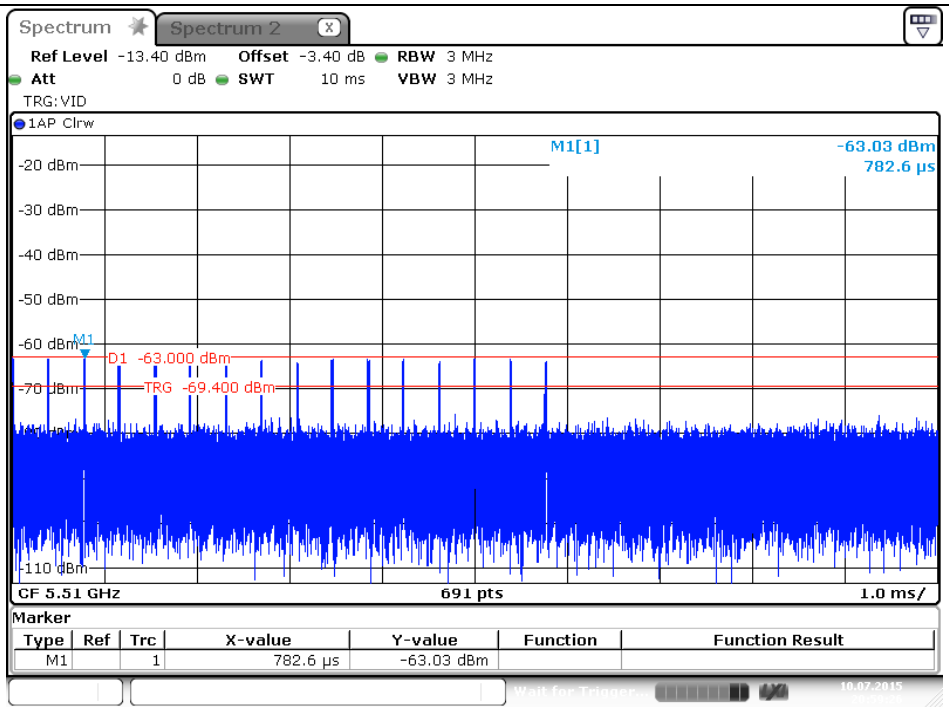

Date:10.JUL.2015 20:59:26

Radar #5 DFS detection threshold level

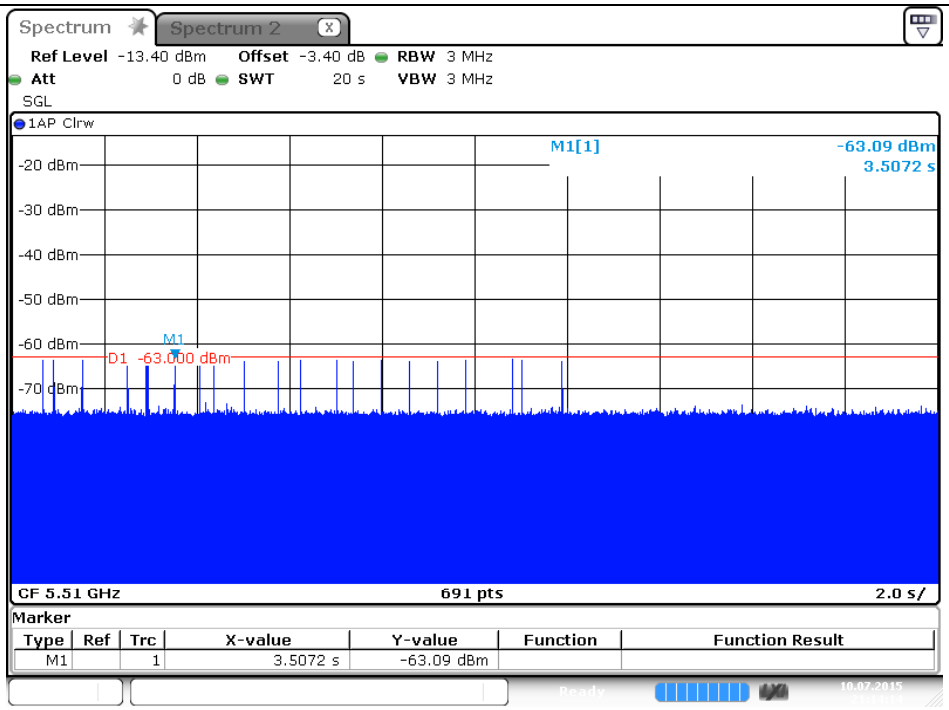

Date:10.JUL.2015 21:14:14

Radar #6 DFS detection threshold level

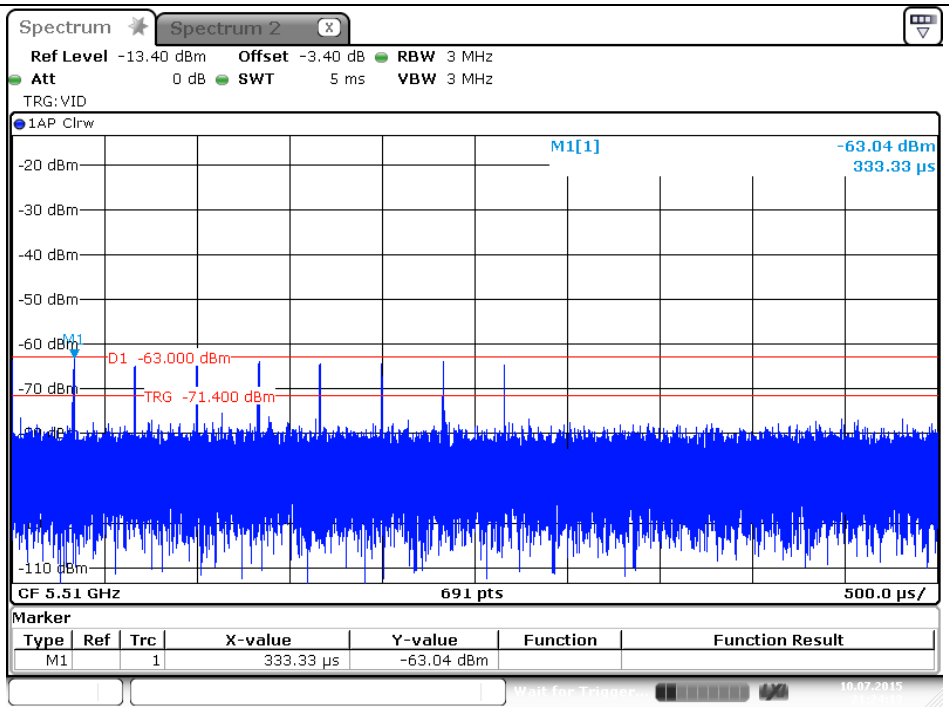

Date: 10.JUL.2015 21:24:13

Modulation Mode: 802.11ac (VHT80)	Test Frequency: 5530 MHz

Radar #0 DFS detection threshold level

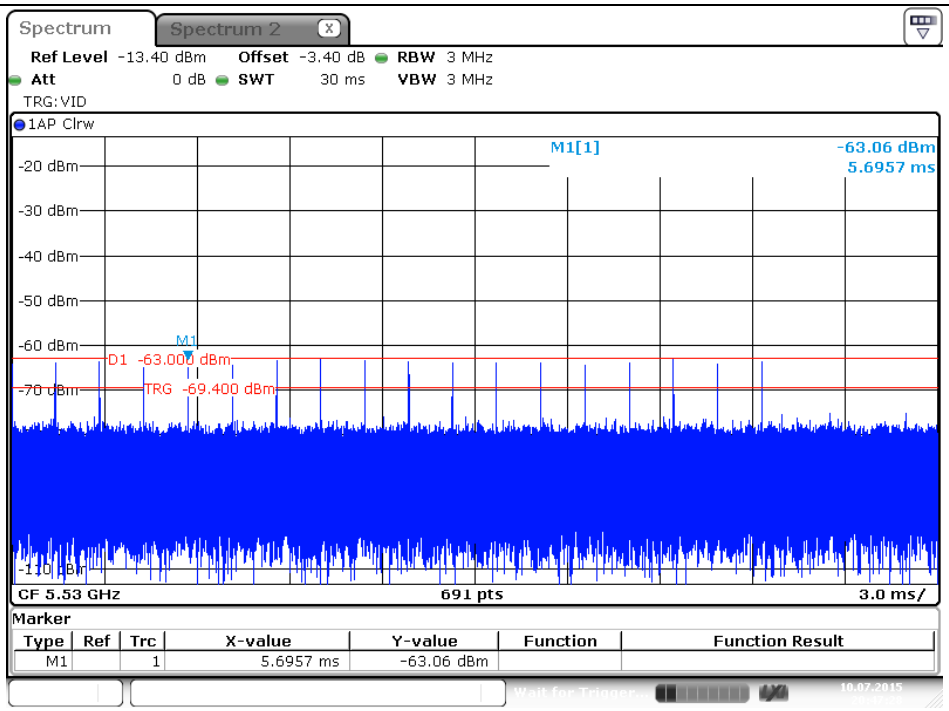

Date:10.JUL.2015 20:47:27

Radar #1 DFS detection threshold level

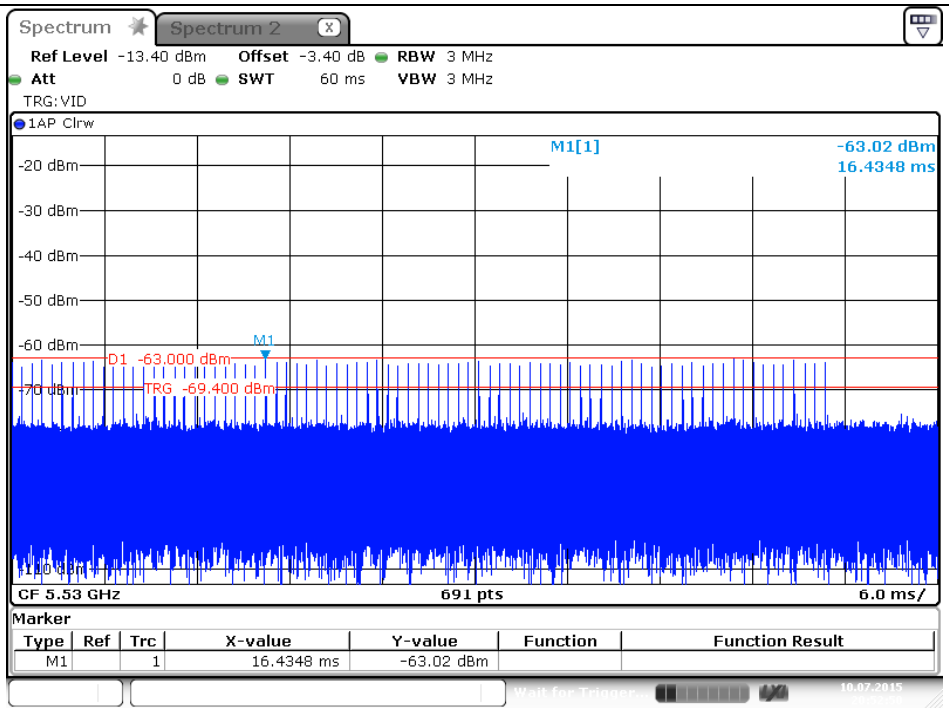

Date:10.JUL.2015 20:52:50

Radar #2 DFS detection threshold level

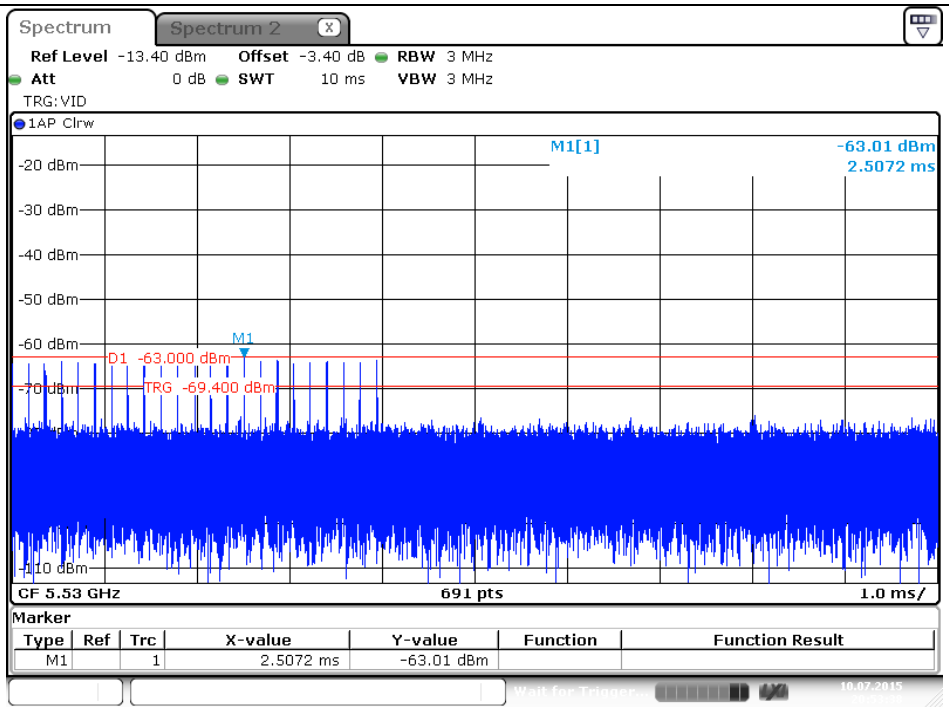

Date:10.JUL.2015 20:53:38

Radar #3 DFS detection threshold level

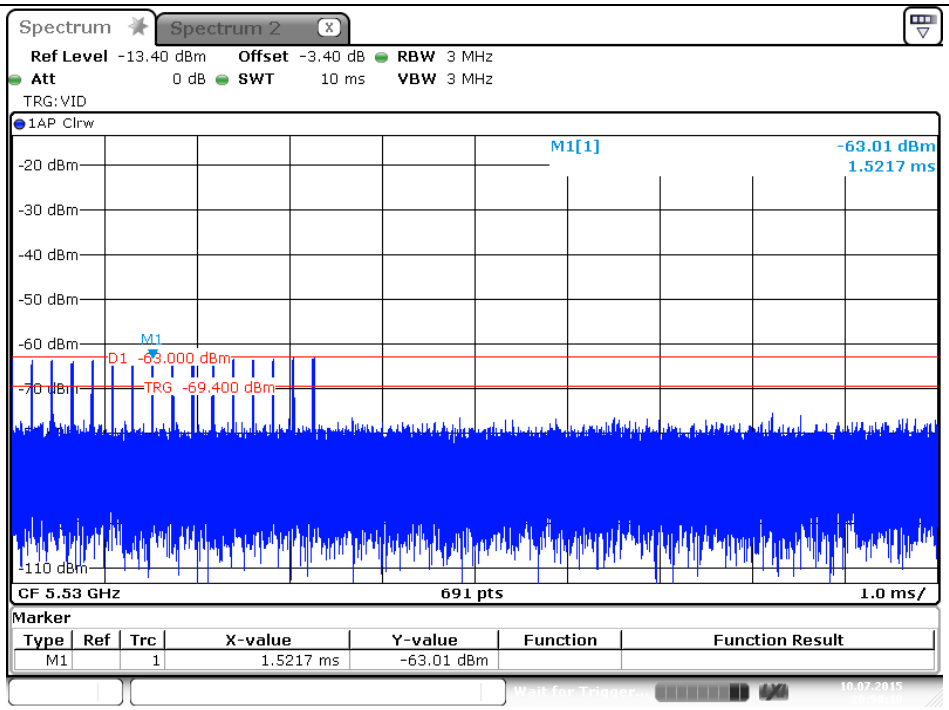

Date:10.JUL.2015 20:58:10

Radar #4 DFS detection threshold level

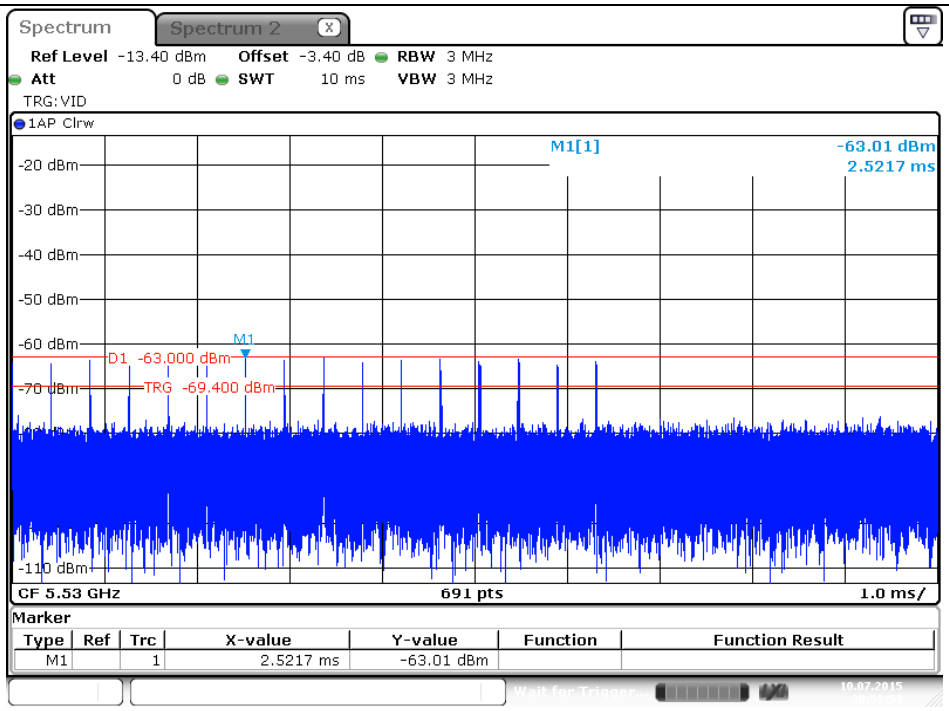

Date:10.JUL.2015 20:58:52

Radar #5 DFS detection threshold level

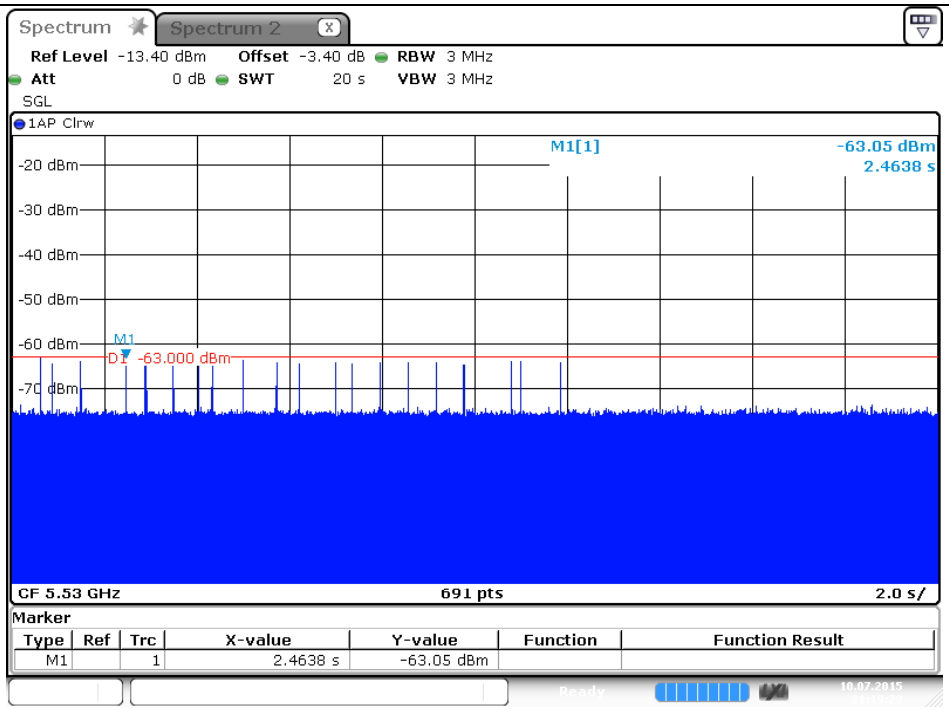

Date:10.JUL.2015 21:19:23

Radar #6 DFS detection threshold level

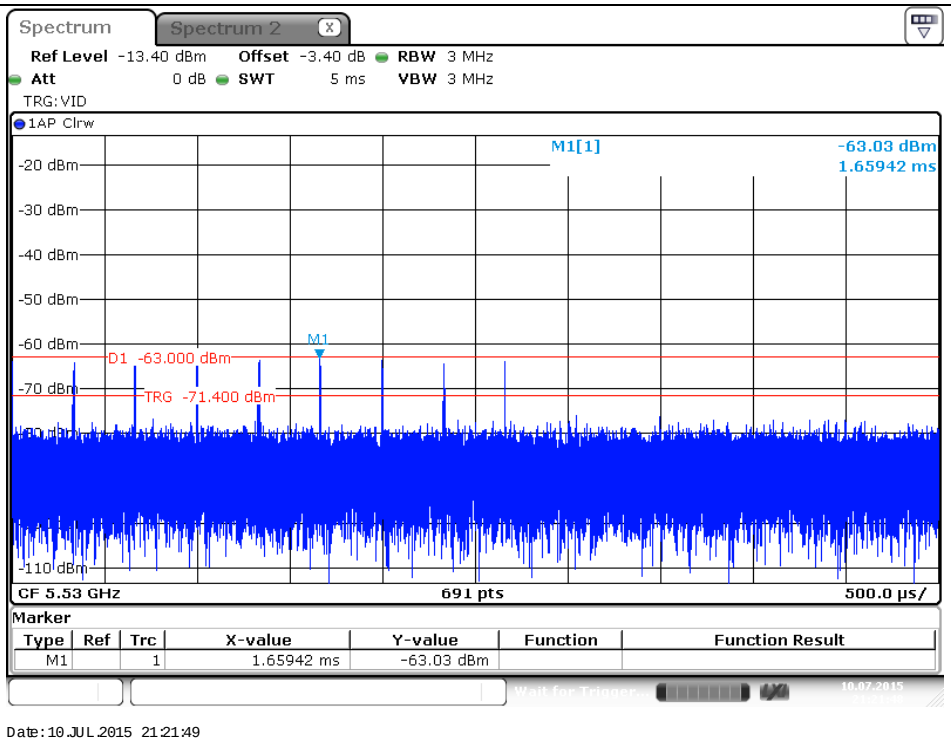

3.2.7 Test Setup

A spectrum analyzer is used as a monitor to verify that the EUT has vacated the Channel within the (Channel Closing Transmission Time and Channel Move Time, and does not transmit on a Channel during the Non-Occupancy Period after the detection and Channel move.

Master Radiated Measurement

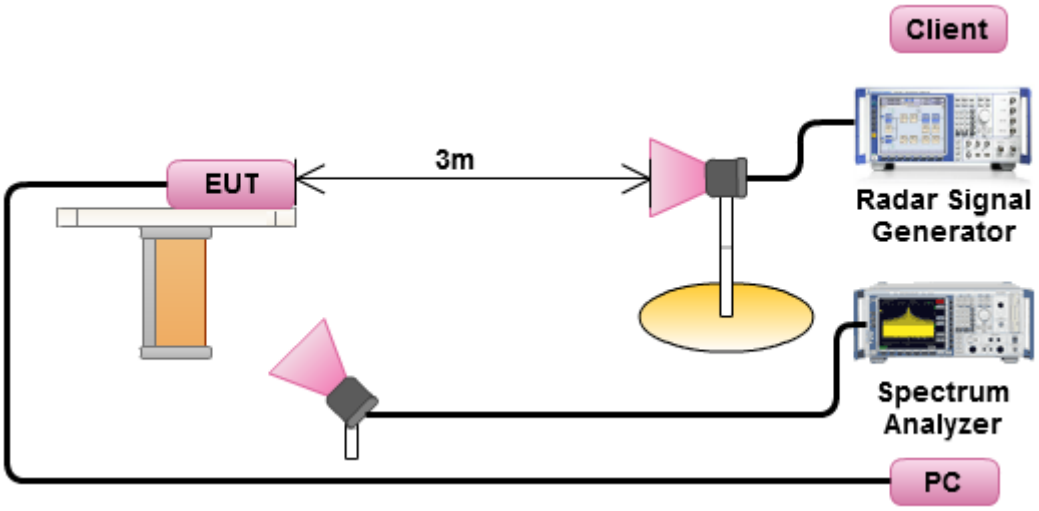

3.2.8 Data traffic Plot

EUT Data traffic Plot	Modulation Mode: 802.11ac (VHT80)	Test Frequency: 5530 MHz

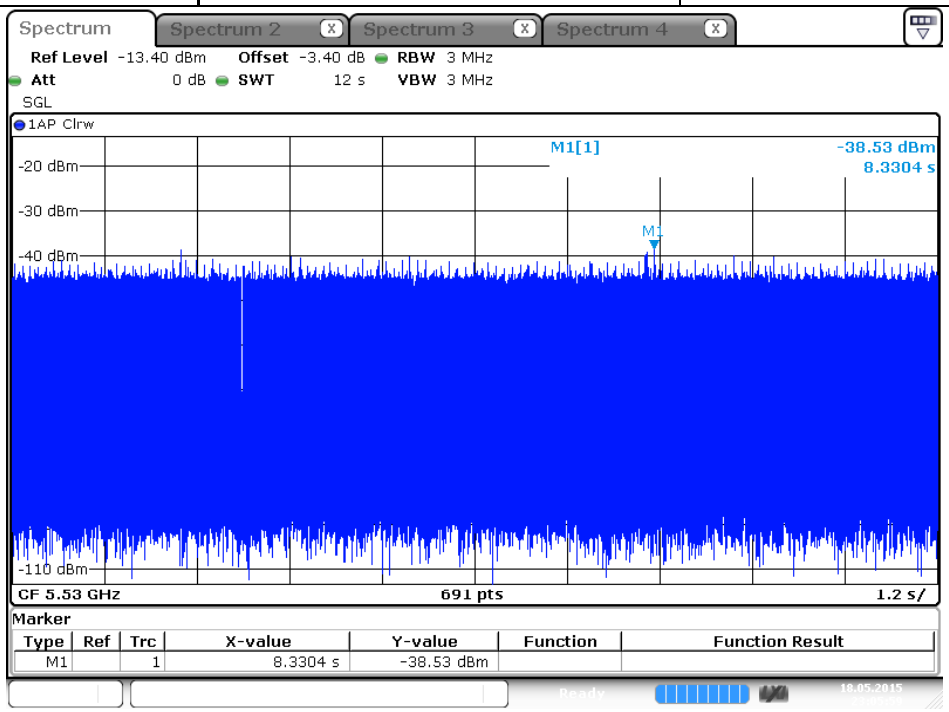

Date: 18.MAY.2015 23:05:59

Client Data Traffic Plot	Modulation Mode: 802.11ac (VHT80)	Test Frequency: 5530 MHz

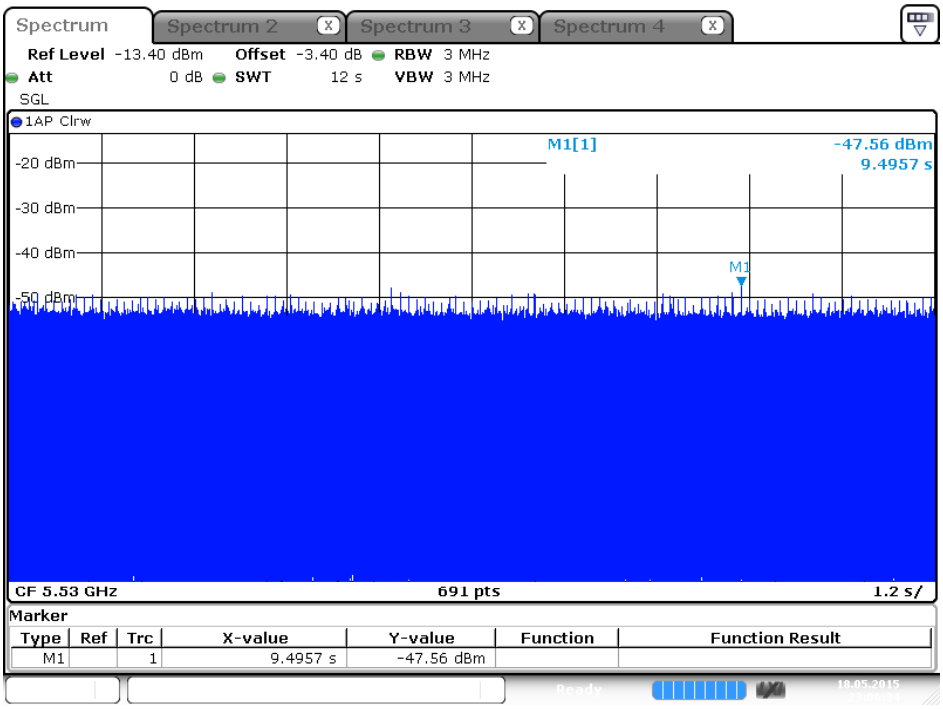

Date: 18.MAY.2015 23:06:34

Without Data Traffic Plot	Modulation Mode: 802.11ac (VHT80)	Test Frequency: 5530 MHz

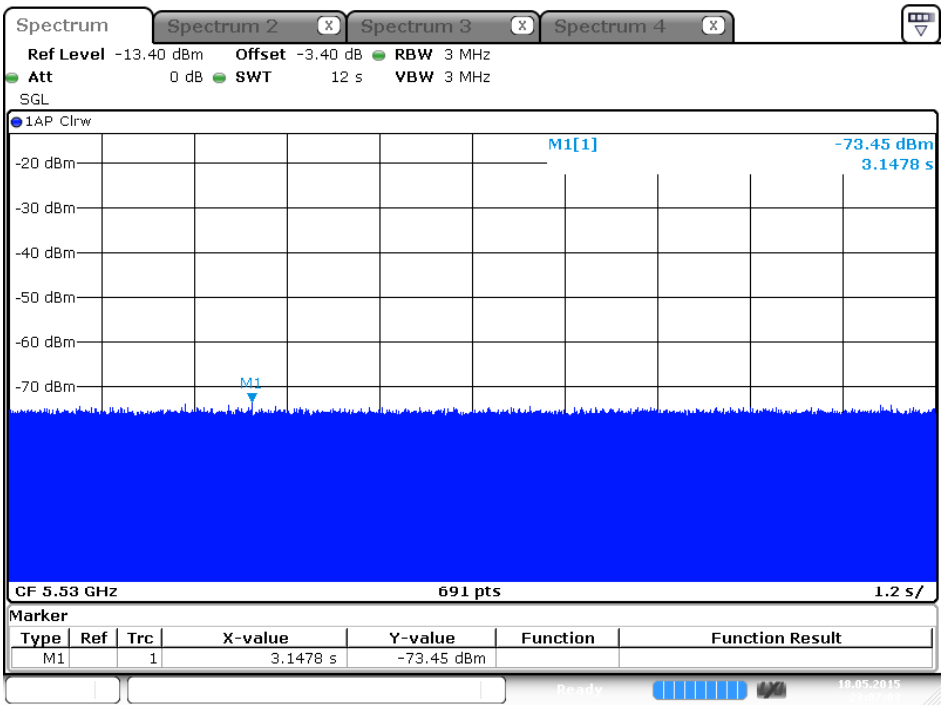

3.3 UNII Detection Bandwidth

3.3.1 UNII Detection Bandwidth Limit

Channel Bandwidth (MHz)	99% Occupied Bandwidth (MHz)	UNII Detection Bandwidth Min. Limit (MHz)	ISM Type 5 Limit (MHz)
20	17.88	18	15
40	37.40	38	30
80	76.12	77	61
UNII Detection Bandwidth is minimum 100% of the 99% power bandwidth. A single radar Burst is generated for a minimum of 10 trials, and the response of the UUT is noted. The UUT must detect the Radar Waveform 90% or more of the time. The center frequency for each of the 30 trials of the Bin 5 radar shall be randomly selected within 80% of the Occupied Bandwidth.			

3.3.2 Measuring Instruments

Refer a test equipment and calibration data table in this test report.

3.3.3 Test Procedures

Test Method
☒ During the U-NII Detection Bandwidth detection test, radar type 1 is used and for each frequency step the minimum percentage of detection is 90 percent. Measurements are performed with no data traffic. The EUT is set up as a standalone device (no associated Client and no traffic). The radar frequency is increased in 1 MHz steps, repeating the above test sequence, until the detection rate falls below 90%. The highest frequency at which detection is greater than or equal to 90% is denoted as F_H. The radar frequency is decreased in 1 MHz steps, repeating the above test sequence, until the detection rate falls below 90%. The lowest frequency at which detection is greater than or equal to 90% is denoted as F_L. UNII Detection Bandwidth = F_H - F_L.

3.3.4 Test Result of UNII Detection Bandwidth

EUT Frequency=5500 MHz											
Channel Bandwidth (MHz)	**20**										
Radar Frequency (MHz)	**DFS Detection Trials (1=Detection, 0= No Detection)**										
	1	**2**	**3**	**4**	**5**	**6**	**7**	**8**	**9**	**10**	**Detection Rate (%)**
5490	0	0	0	0	0	0	0	0	0	0	0%
5491(FL)-Type 0, 5	1	1	1	0	1	1	1	1	1	1	90%
5492	1	1	1	1	1	1	1	1	1	1	100%
5493	1	1	1	1	1	1	1	1	1	1	100%
5494	1	1	1	1	1	1	1	1	1	1	100%
5495	1	1	1	1	1	1	1	1	1	1	100%
5500	1	1	1	1	1	1	1	1	1	1	100%
5505	1	1	1	1	1	1	1	1	1	1	100%
5506	1	1	1	1	1	1	1	1	1	1	100%
5507	1	1	1	1	1	1	1	1	1	1	100%
5508	1	1	1	1	1	1	1	1	1	1	100%
5509	1	1	1	1	1	1	1	1	1	1	100%
5510(FH)-Type 0, 5	1	1	1	1	1	1	1	1	1	1	100%
5511	0	0	0	0	0	0	0	0	0	0	0%
Radar Type 0-Detection Bandwidth (MHz) = (FH-FL) = (5510MHz-5491MHz)=											19
UNII Detection Bandwidth Min. Limit (MHz) =											18
Radar Type 5-Detection Bandwidth (MHz) = (FH-FL) = (5510MHz-5491MHz)=											19
ISM Type 5 Limit (MHz) =											15
Test Result											**Complied**

EUT Frequency=5510 MHz											
Channel Bandwidth (MHz)	**40**										
Radar Frequency (MHz)	**DFS Detection Trials (1=Detection, 0= No Detection)**										
	1	**2**	**3**	**4**	**5**	**6**	**7**	**8**	**9**	**10**	**Detection Rate (%)**
5490	0	1	1	0	1	0	1	0	1	1	60%
5491(FL)-Type 0, 5	1	1	1	1	1	1	1	1	1	1	100%
5492	1	1	1	1	1	1	1	1	1	1	100%
5493	1	1	1	1	1	1	1	1	1	1	100%
5494	1	1	1	1	1	1	1	1	1	1	100%
5495	1	1	1	1	1	1	1	1	1	1	100%
5496	1	1	1	1	1	1	1	1	1	1	100%
5497	1	1	1	1	1	1	1	1	1	1	100%
5498	1	1	1	1	1	1	1	1	1	1	100%
5499	1	1	1	1	1	1	1	1	1	1	100%
5500	1	1	1	1	1	1	1	1	1	1	100%
5505	1	1	1	0	1	1	1	1	1	1	90%
5510	1	1	1	1	1	1	1	1	1	1	100%
5515	1	1	1	1	1	1	1	1	1	1	100%
5520	1	1	1	1	1	1	1	1	1	1	100%
5525	1	1	1	1	1	1	1	1	1	1	100%
5526	1	1	1	1	1	1	1	1	1	1	100%
5527	1	1	1	1	1	1	1	1	1	1	100%
5528	1	1	1	1	1	1	1	1	1	1	100%
5529(FH)-Type 0, 5	1	1	1	1	1	1	1	1	1	1	100%
5530	0	1	0	0	1	1	0	1	0	1	50%
Radar Type 0-Detection Bandwidth (MHz) = (FH-FL) = (5529MHz-5491MHz)=											38
UNII Detection Bandwidth Min. Limit (MHz) =											38
Radar Type 5-Detection Bandwidth (MHz) = (FH-FL) = (5529MHz-5491MHz)=											38
ISM Type 5 Limit (MHz) =											30
Test Result											**Complied**

EUT Frequency=5530 MHz											
Channel Bandwidth (MHz)	80										
Radar Frequency (MHz)	DFS Detection Trials (1=Detection, 0= No Detection)										
	1	2	3	4	5	6	7	8	9	10	Detection Rate (%)
5490	0	0	0	0	0	0	0	0	0	0	0%
5491	0	0	0	0	0	0	0	0	0	0	0%
5492(FL)-Type 0	1	1	1	1	1	1	1	1	1	1	100%
5495(FL)-Type 5	1	1	1	1	1	1	1	1	1	1	100%
5500	1	1	1	1	1	1	1	1	1	1	100%
5505	1	1	1	1	1	1	1	1	1	1	100%
5510	1	1	1	1	1	1	1	1	1	1	100%
5515	1	1	1	1	1	1	1	1	1	1	100%
5520	1	1	1	1	1	1	1	1	1	1	100%
5525	1	1	1	1	1	1	1	1	1	1	100%
5530	1	1	1	1	1	1	1	1	1	1	100%
5535	1	1	1	1	1	1	1	1	1	1	100%
5540	1	1	1	1	1	1	1	1	1	1	100%
5545	1	1	1	1	1	1	1	1	1	1	100%
5550	1	1	1	1	1	1	1	1	1	1	100%
5555	1	1	1	1	1	1	1	1	1	1	100%
5560	1	1	1	1	1	1	1	1	1	1	100%
5565	1	1	1	1	1	1	1	1	1	1	100%
5568	1	1	1	1	1	1	1	0	1	1	90%
5569	1	1	1	1	1	1	1	0	1	1	90%
5570	0	0	0	0	0	0	0	0	0	0	0%
5490	0	0	0	0	0	0	0	0	0	0	0%
5491	0	0	0	0	0	0	0	0	0	0	0%
5492	1	1	1	1	1	1	1	1	1	1	100%
5495	1	1	1	1	1	1	1	1	1	1	100%
5500	1	1	1	1	1	1	1	1	1	1	100%
5505	1	1	1	1	1	1	1	1	1	1	100%
5510	1	1	1	1	1	1	1	1	1	1	100%
5515	1	1	1	1	1	1	1	1	1	1	100%
5520	1	1	1	1	1	1	1	1	1	1	100%
5525	1	1	1	1	1	1	1	1	1	1	100%
5530	1	1	1	1	1	1	1	1	1	1	100%
5535	1	1	1	1	1	1	1	1	1	1	100%
5540	1	1	1	1	1	1	1	1	1	1	100%
5545	1	1	1	1	1	1	1	1	1	1	100%
5550	1	1	1	1	1	1	1	1	1	1	100%
5555	1	1	1	1	1	1	1	1	1	1	100%
5560	1	1	1	1	1	1	1	1	1	1	100%
5565	1	1	1	1	1	1	1	1	1	1	100%
5568(FH)-Type 5	1	1	1	1	1	1	1	0	1	1	90%
5569(FH)-Type 0	1	1	1	1	1	1	1	0	1	1	90%
5570	0	0	0	0	0	0	0	0	0	0	0%
Radar Type 0-Detection Bandwidth (MHz) = (FH-FL) = (5569MHz-5492MHz)=											77
UNII Detection Bandwidth Min. Limit (MHz) =											77
Radar Type 5-Detection Bandwidth (MHz) = (FH-FL) = (5568MHz-5495MHz)=											70
ISM Type 5 Limit (MHz) =											61
Test Result											**Complied**

3.4 Channel Availability Check (CAC)

3.4.1 Channel Availability Check Limit

Channel Availability Check Limit	
☒	The EUT shall perform a Channel Availability Check to ensure that there is no radar operating on the channel. After power-up sequence, receive at least 1 minute (60 sec) on the intended operating frequency.

3.4.2 Measuring Instruments

Refer a test equipment and calibration data table in this test report.

3.4.3 Test Procedures

Test Method	
☒	For Initial Channel Availability Check Time. The EUT does not emit beacon, control, or data signals on the test Channel until the power-up sequence has been completed and the UNII device checks for Radar Waveforms for one minute on the test Channel. This test does not use any Radar Waveforms.
☒	For Radar Burst at the Beginning of the Channel Availability Check Time. To verify successful radar detection on the selected Channel during a period equal to the Beginning of the Channel Availability Check Time.
☒	For Radar Burst at the End of the Channel Availability Check Time. To verify successful radar detection on the selected Channel during a period equal to the End of the Channel Availability Check Time.

3.4.4 Test Result of Initial Channel Availability Check Time

Modulation Mode	Freq.	Radar Test Signal
802.11ac (VHT80)	5530 MHz	N/A

The EUT does not transmit any beacon or data transmissions until at least 1 minute after the completion of the power-on cycle (46.522 sec). The initial power up time of the EUT is indicated by marker 1 (46.522 sec). Initial beacons/data transmissions are indicated by marker 2 (106.522 sec).

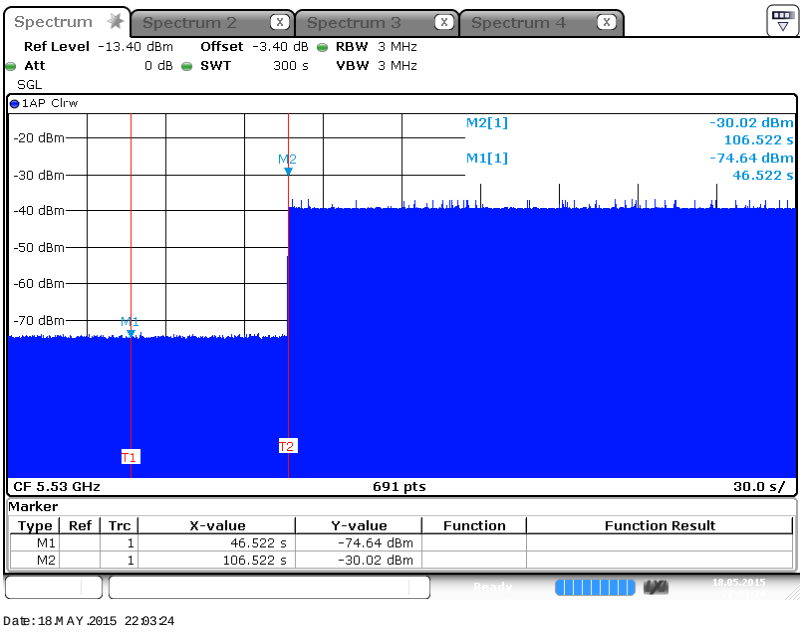

Test Result	Complied

3.4.5 Test Result of Radar Burst at the Beginning of the Channel Availability Check Time

Modulation Mode	Freq. (MHz)	Radar Type Signal
802.11ac (VHT80)	5530 MHz	0

Visual indication on the EUT of successful detection of the radar Burst will be recorded and reported. Observation of emissions will continue for 252.609 seconds after the radar Burst has been generated. Verify that during the 300 seconds measurement window no EUT transmissions occurred.

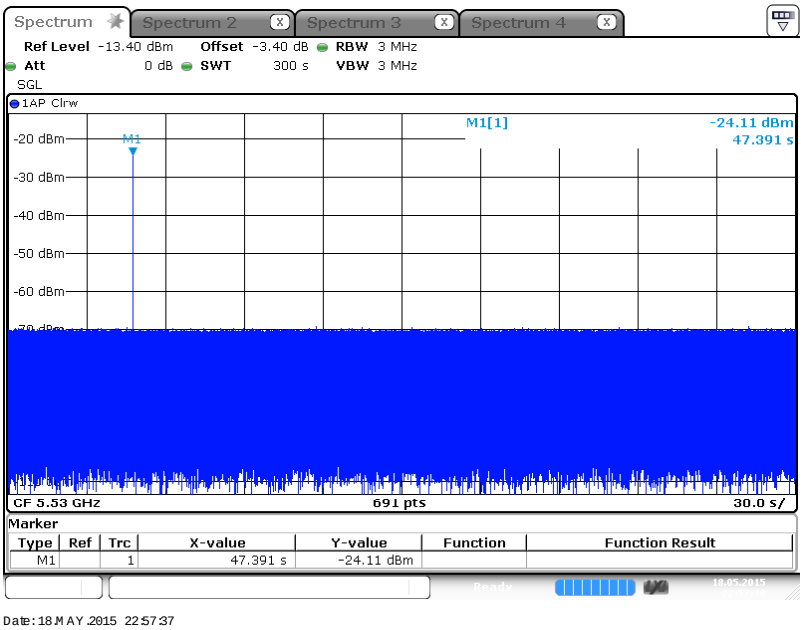

Test Result	Complied

3.4.6 Test Result of Radar Burst at the End of the Channel Availability Check Time

Modulation Mode	Freq. (MHz)	Radar Type Signal
802.11ac (VHT80)	5530 MHz	0

Visual indication on the EUT of successful detection of the radar Burst will be recorded and reported. Observation of emissions will continue for 196.957 seconds after the radar Burst has been generated. Verify that during the 300 seconds measurement window no EUT transmissions occurred.

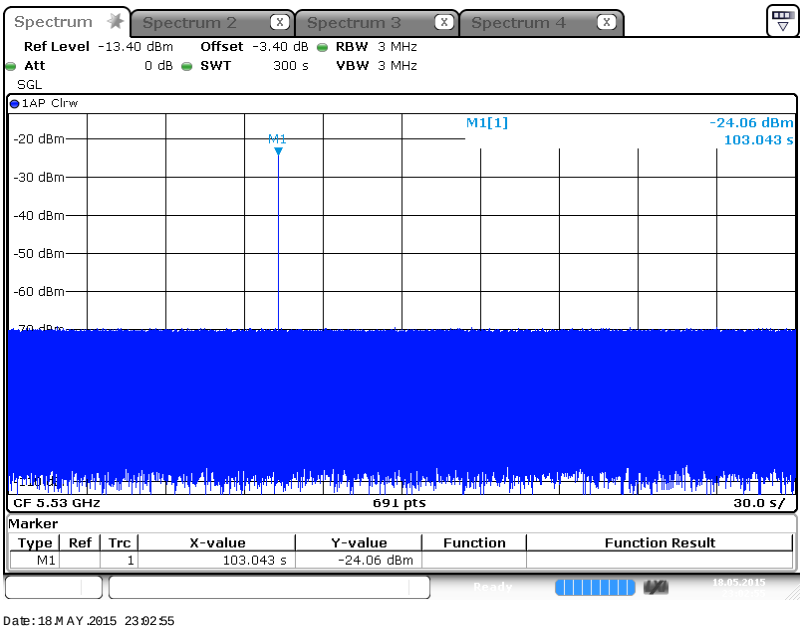

Test Result	Complied

3.5 In-service Monitoring

3.5.1 In-service Monitoring Limit

In-service Monitoring Limit	
Channel Move Time	10 sec
Channel Closing Transmission Time	200 ms + an aggregate of 60 ms over remaining 10 sec periods.
Non-occupancy period	Minimum 30 minutes

3.5.2 Measuring Instruments

Refer a test equipment and calibration data table in this test report.

3.5.3 Test Procedures

	Test Method
☒	Verified during In-Service Monitoring; Channel Closing Transmission Time, Channel Move Time. Client Device will associate with the EUT. Observe the transmissions of the EUT at the end of the radar Burst on the Operating Channel for duration greater than 10 seconds. Measure and record the transmissions from the EUT during the observation time (Channel Move Time). Compare the Channel Move Time and Channel Closing Transmission Time limits.
☒	Verified during In-Service Monitoring; Channel Closing Transmission Time, Channel Move Time. One 12 sec plot needs to be reported for the Short Pulse Radar Types 0 and one for the Long Pulse Radar Type in a 22 sec plot. And zoom-in a 600 ms plot verified channel closing time for the aggregate transmission time starting from 200ms after the end of the radar signal to the completion of the channel move.
☒	Verified during In-Service Monitoring; Non-Occupancy Period. Client Device will associate with the EUT. Observe the transmissions of the EUT at the end of the radar Burst on the Operating Channel for duration greater than 10 seconds. Measure and record the transmissions from the EUT during the observation time (Non-Occupancy Period). Compare the Non-Occupancy Period limits.

3.5.4 Test Result of In-service Monitoring

Modulation Mode: 802.11ac (VHT80)

Parameter	Test Result		Limit
	Type 0	Type 5	
Test Channel (MHz)	5530 MHz	5530 MHz	-
Channel Move Time (sec.)	4.174	11.868	< 10s
Channel Closing Transmission Time (ms) (Note)	48	0	＜ 60ms
Non-Occupancy Period (min.)	≧30	-	≧ 30 min

Note: The Channel Closing Transmission Time is comprised of 200 milliseconds starting at the beginning of the Channel Move Time plus any additional intermittent control signals required to facilitate a Channel move (an aggregate of 60 milliseconds) during the remainder of the 10 seconds period. The aggregate duration of control signals will not count quiet periods in between transmissions.

3.5.5 Test Plot of In-Service Monitoring for Channel Move Time

Modulation Mode	Freq.	Radar Type
802.11ac (VHT80)	5530 MHz	0

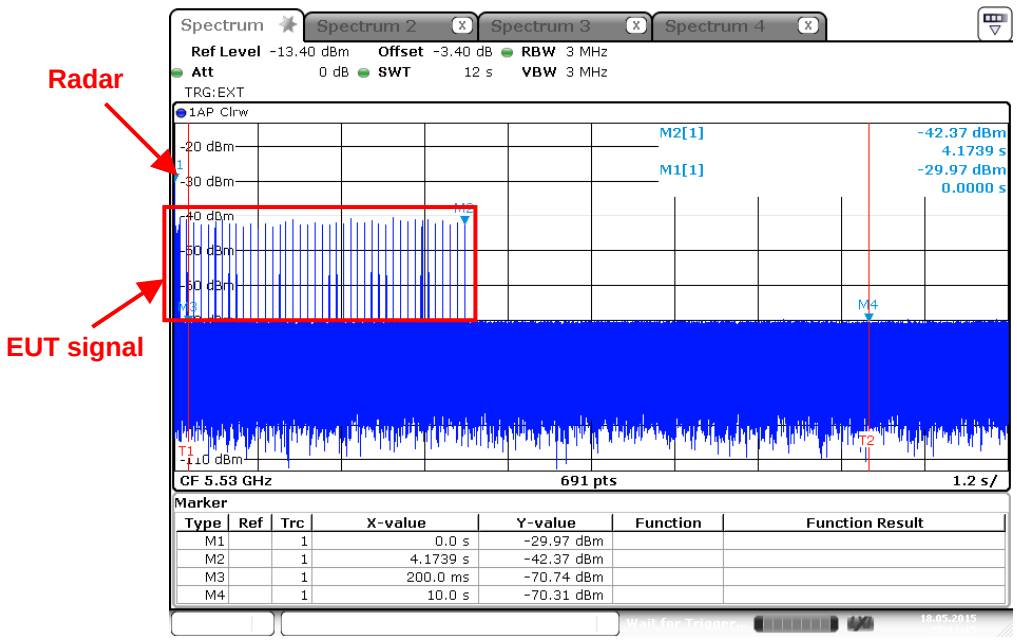

Modulation Mode	Freq.	Radar Type
802.11ac (VHT80)	5530 MHz	5

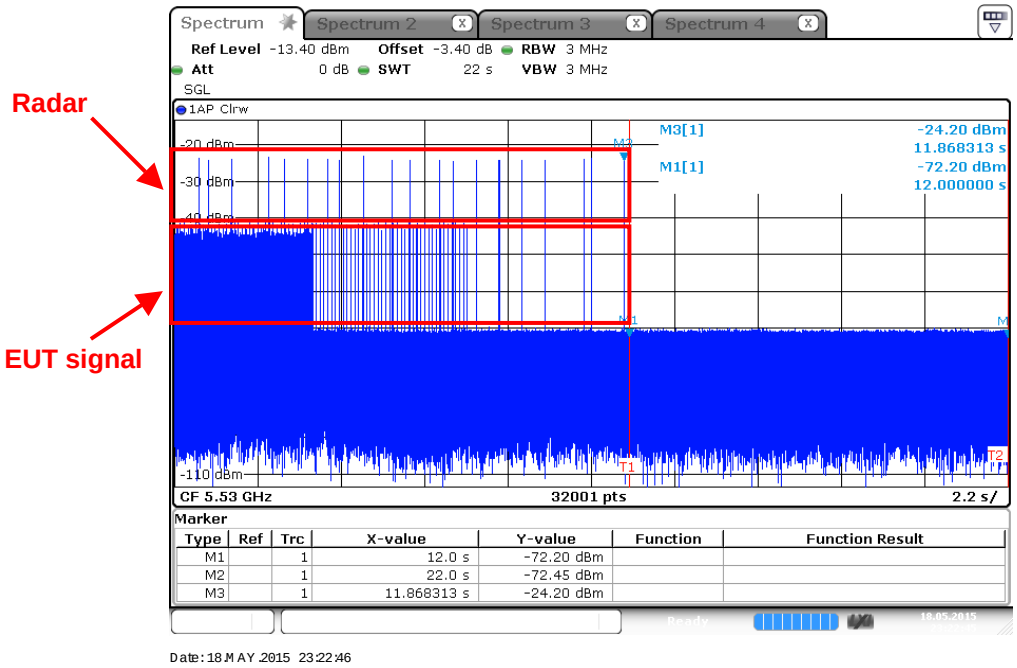

3.5.6 Test Plot of In-Service Monitoring for Channel Closing Transmission Time

Modulation Mode	Freq.	Radar Type
802.11ac (VHT80)	5530 MHz	0

Channel Closing Transmission Time is comprised of 200 ms starting at the beginning of the Channel Move Time plus 60ms additional intermittent control signals

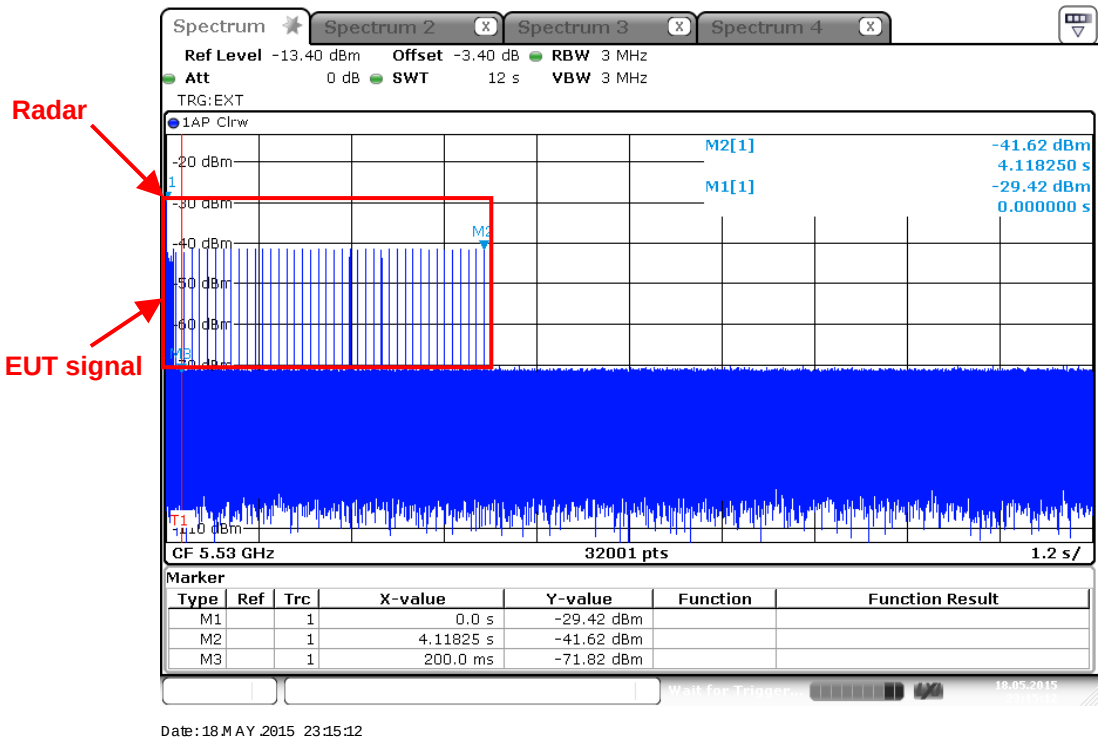

Dwell is the dwell time per spectrum analyzer sampling bin.

S is the sweep time

B is the number of spectrum analyzer sampling bins

C is the intermittent control signals of Channel Closing Transmission Time

N is the number of spectrum analyzer sampling bins (intermittent control signals) showing a U-NII transmission

Dwell (0.375 ms)= S (1200 ms) / B (3200)

C (48 ms) = N (128) X Dwell (0.375 ms)

Modulation Mode	Freq.	Radar Type
802.11ac (VHT80)	5530 MHz	5

Channel Closing Transmission Time is comprised of 200 ms starting at the beginning of the Channel Move Time plus 60ms additional intermittent control signals

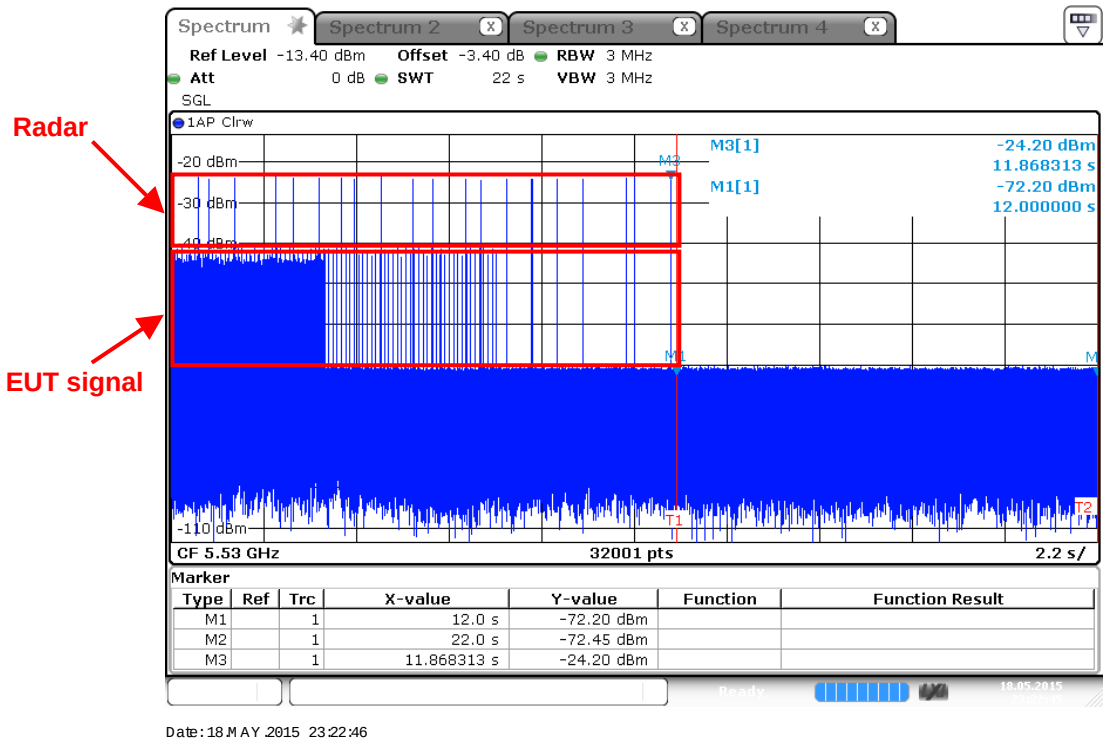

Dwell is the dwell time per spectrum analyzer sampling bin.

S is the sweep time

B is the number of spectrum analyzer sampling bins

C is the intermittent control signals of Channel Closing Transmission Time

N is the number of spectrum analyzer sampling bins (intermittent control signals) showing a U-NII transmission

Dwell (0.688 ms)= S (2200 ms) / B (3200)
C (0 ms) = N (0) X Dwell (0.688 ms)

3.5.7 Test Plot of In-Service Monitoring for Non-Occupancy Period

Modulation Mode	Freq.
802.11ac (VHT80)	5530 MHz

Non-Occupancy Period

During the 30 minutes observation time, UUT did not make any transmissions on a channel after a radar signal was detected on that channel by either the Channel Availability Check or the In-Service Monitoring.

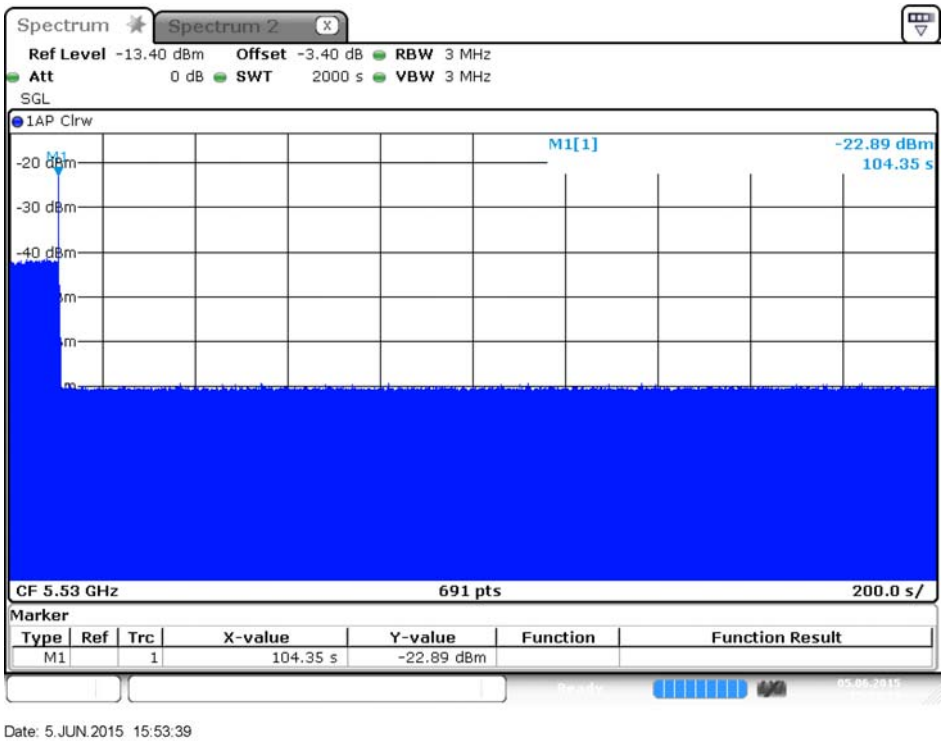

3.6 Statistical Performance Check

3.6.1 Statistical Performance Check Limit

Radar Type	Minimum Percentage of Successful Detection (Pd)	Minimum Trials
1	60%	30
2	60%	30
3	60%	30
4	60%	30
Aggregate (Radar Types 1-4)	80%	120
5	80%	30
6	70%	30

The percentage of successful detection is calculated by:

$$\frac{TotalWaveformDetections}{TotalWaveformTrails} \times 100 = \text{Probability of Detection Radar Waveform}$$

In addition an aggregate minimum percentage of successful detection across all Short Pulse Radar Types 1-4 is required and is calculated as follows:

$$\frac{Pd1 + Pd2 + Pd3 + Pd4}{4}$$

3.6.2 Measuring Instruments

Refer a test equipment and calibration data table in this test report.

3.6.3 Test Procedures

Test Method
☒ For Statistical Performance Check test. Stream the MPEG test file from the Master Device to the Client Device on the test Channel for the entire period of the test. Observe the transmissions of the UUT at the end of the Burst on the Operating Channel for duration greater than 10 seconds for Short Pulse Radar Types 1-4 and 6 to ensure detection occurs. Then Observe the transmissions of the UUT at the end of the Burst on the Operating Channel for duration greater than 22 seconds for Long Pulse Radar Type 5 to ensure detection occurs. The device can utilize a test mode to demonstrate when detection occurs to prevent the need to reset the device between trial runs.

3.6.4 Test Result of Statistical Performance Check

Modulation Mode: 802.11ac (VHT20)

Type 1 Radar Statistical Performance

Trail #	Test Freq. (MHz)	Pulse Repetition Frequency Number	Pulse Repetition Frequency (Pulse Per Second)	PRI (us)	1=Detection 0=No Detection
1	5493	1	1930.5	518	1
2	5490	23	326.2	3066	0
3	5495	19	1139.0	878	1
4	5496	12	1355.0	738	1
5	5497	4	1730.1	578	1
6	5498	8	1519.8	658	1
7	5499	15	1253.1	798	1
8	5500	6	1618.1	618	1
9	5501	14	1285.3	778	1
10	5502	3	1792.1	558	1
11	5503	13	1319.3	758	1
12	5504	9	1474.9	678	1
13	5505	7	1567.4	638	1
14	5506	17	1193.3	838	1
15	5507	10	1432.7	698	1
16	5506	-	1692.0	591	1
17	5505	-	328.1	3048	1
18	5504	-	373.4	2678	1
19	5503	-	574.4	1741	1
20	5509	-	1216.5	822	1
21	5501	-	801.3	1248	1
22	5500	-	488.5	2047	1
23	5499	-	956.0	1046	1
24	5498	-	517.6	1932	1
25	5497	-	1422.5	703	1
26	5496	-	542.0	1845	1
27	5495	-	741.3	1349	1
28	5494	-	881.8	1134	1
29	5493	-	427.4	2340	1
30	5494	-	628.9	1590	1
Detection Percentage (%)					96.67
Limit					60%
Test Result					**Complied**

Type 2 Radar Statistical Performance

Trail #	Test Freq. (MHz)	Pulse Width (us)	PRI (us)	Pulses / Burst	1=Detection 0=No Detection
1	5493	2.6	221	23	0
2	5491	4.6	198	27	1
3	5495	1.1	184	29	1
4	5496	4.8	203	24	1
5	5497	2.4	162	25	1
6	5498	3.4	204	28	1
7	5499	2.3	170	27	1
8	5500	3.5	184	23	0
9	5501	4.9	150	27	1
10	5502	4.6	211	29	1
11	5503	2.9	158	23	1
12	5504	2.6	226	27	1
13	5505	1.6	204	26	1
14	5506	3.9	181	25	1
15	5507	4.6	202	24	0
16	5506	4.1	194	27	1
17	5505	2.3	193	28	1
18	5504	3.9	173	29	0
19	5503	4.3	188	23	1
20	5509	1.5	215	26	1
21	5501	4.9	227	27	1
22	5500	1.1	199	23	1
23	5499	4.5	155	29	1
24	5498	4.0	190	27	1
25	5497	2.4	151	23	0
26	5496	2.5	180	28	1
27	5495	2.5	228	23	1
28	5494	2.5	203	25	1
29	5493	1.5	188	25	0
30	5494	1.9	217	24	1
Detection Percentage (%)					80.00
Limit					60%
Test Result					**Complied**

Type 3 Radar Statistical Performance

Trail #	Test Freq. (MHz)	Pulse Width (us)	PRI (us)	Pulses / Burst	1=Detection ; 0=No Detection
1	5493	8.0	205	16	0
2	5491	6.7	382	18	1
3	5495	8.6	418	16	0
4	5496	9.4	351	17	1
5	5497	7.4	383	18	1
6	5498	9.8	232	16	1
7	5499	9.1	377	17	1
8	5500	9.6	457	16	0
9	5501	8.0	471	18	1
10	5502	9.0	304	18	1
11	5503	8.0	316	17	1
12	5504	9.8	325	16	1
13	5505	8.0	409	17	1
14	5506	9.9	200	17	1
15	5507	8.8	458	16	1
16	5506	8.0	232	18	1
17	5505	8.3	250	16	1
18	5504	8.7	270	16	0
19	5503	7.7	350	17	1
20	5509	7.1	230	16	1
21	5501	7.3	416	18	1
22	5500	7.6	498	18	1
23	5499	7.3	286	17	0
24	5498	7.3	287	16	1
25	5497	7.5	462	17	1
26	5496	6.2	300	17	1
27	5495	6.4	323	18	1
28	5494	7.1	420	16	1
29	5493	7.2	395	18	0
30	5494	8.4	377	16	0
Detection Percentage (%)					76.67
Limit					60%
Test Result					**Complied**

Type 4 Radar Statistical Performance

Trail #	*Test Freq. (MHz)*	*Pulse Width (us)*	*PRI (us)*	*Pulses / Burst*	*1=Detection 0=No Detection*
1	5493	18.0	242	15	1
2	5491	19.9	279	12	1
3	5495	12.9	487	14	0
4	5496	15.0	452	13	1
5	5497	16.3	230	12	1
6	5498	19.8	238	13	1
7	5499	18.2	420	16	1
8	5500	16.3	452	15	1
9	5501	14.2	495	12	1
10	5502	17.8	228	16	0
11	5503	19.1	211	16	1
12	5504	18.4	283	15	1
13	5505	11.8	411	12	1
14	5506	14.2	284	13	0
15	5507	13.9	202	12	1
16	5506	17.8	340	14	0
17	5505	15.6	290	16	1
18	5504	14.6	250	16	1
19	5503	14.4	484	15	1
20	5509	18.9	387	13	1
21	5501	11.1	348	15	0
22	5500	13.8	291	16	1
23	5499	14.3	295	12	1
24	5498	12.5	300	12	1
25	5497	12.5	322	14	0
26	5496	12.5	383	13	1
27	5495	15.7	322	16	1
28	5494	19.8	469	13	1
29	5493	18.6	406	15	0
30	5494	15.9	238	14	0
Detection Percentage (%)					73.33
Limit					60%
Test Result					**Complied**

Total Type 1~4 Radar Statistical Performance

Radar Type #	Detection Percentage (%)
1	96.67
2	80.00
3	76.67
4	73.33
Aggregate (Radar Types 1-4)	81.67
Limit	80%
Test Result	**Complied**

Type 5 Radar Statistical Performance

Trail #	*Test Freq. (MHz)*	1=Detection 0=No Detection	Trail #	*Test Freq. (MHz)*	1=Detection 0=No Detection	Trail #	*Test Freq. (MHz)*	1=Detection 0=No Detection
1	5491	1	11	5502	1	21	5509	1
2	5492	1	12	5503	1	22	5495	1
3	5493	1	13	5504	1	23	5504	1
4	5494	1	14	5505	1	24	5503	1
5	5496	1	15	5506	1	25	5502	1
6	5497	1	16	5507	1	26	5501	1
7	5498	1	17	5508	1	27	5500	1
8	5499	1	18	5509	1	28	5499	1
9	5500	0	19	5508	1	29	5498	1
10	5501	1	20	5507	0	30	5497	1
Detection Percentage (%)								93.33
Limit								80%
Test Result								**Complied**

Trail Number			1			
Number of Bursts in Trial			8			
Chirp Center Frequency			5491			
Burst	No. of Pulses	Pulse Width (us)	Chirp Width (MHz)	Pulse 1-to-2 Spacing (us)	Pulse 2-to-3 Spacing (us)	Starting Location Within Interval (ms)
1	1	62.3	8	-	-	346
2	2	51.2	15	1745	-	1205
3	3	93.6	5	957	1634	674
4	3	68.2	12	1668	1573	384
5	3	83.1	8	1188	1888	876
6	1	56.7	18	-	-	376
7	2	60.6	18	1874	-	1409
8	3	75.5	13	1263	1683	1378
Detection Check (1=Detection; 0=No Detection)						1

Trail Number			2			
Number of Bursts in Trial			9			
Chirp Center Frequency			5492			
Burst	No. of Pulses	Pulse Width (us)	Chirp Width (MHz)	Pulse 1-to-2 Spacing (us)	Pulse 2-to-3 Spacing (us)	Starting Location Within Interval (ms)
1	1	99.6	13	-	-	217
2	2	54.8	15	1727	-	982
3	3	91.1	15	1120	1826	941
4	2	76.2	7	1638	-	477
5	1	88.9	13	-	-	259
6	1	83	9	-	-	892
7	1	83.9	12	-	-	320
8	2	55.9	15	1613	-	445
9	1	96.1	13	-	-	779
Detection Check (1=Detection; 0=No Detection)						1

Trail Number			3			
Number of Bursts in Trial			10			
Chirp Center Frequency			5493			
Burst	No. of Pulses	Pulse Width (us)	Chirp Width (MHz)	Pulse 1-to-2 Spacing (us)	Pulse 2-to-3 Spacing (us)	Starting Location Within Interval (ms)
1	2	82	6	1246	-	1017
2	1	93.2	13	-	-	760
3	2	61.3	13	1175	-	327
4	1	52.8	8	-	-	824
5	3	70.6	19	929	1076	115
6	1	80.3	17	-	-	325
7	1	83.2	15	-	-	679
8	2	94	9	1805	-	888
9	2	67	8	1486	-	849
10	1	56.4	20	-	-	813
Detection Check (1=Detection; 0=No Detection)						1

Trail Number			4			
Number of Bursts in Trial			11			
Chirp Center Frequency			5494			
Burst	No. of Pulses	Pulse Width (us)	Chirp Width (MHz)	Pulse 1-to-2 Spacing (us)	Pulse 2-to-3 Spacing (us)	Starting Location Within Interval (ms)
1	3	90.5	8	1149	1612	35
2	3	54.5	8	1094	1525	1014
3	1	57.1	18	-	-	827
4	2	98.6	20	1292	-	83
5	2	62.9	12	1433	-	676
6	1	71.1	15	-	-	708
7	1	96.7	5	-	-	711
8	1	64.3	5	-	-	484
9	3	61.2	8	1075	1524	444
10	2	79.2	13	1877	-	797
11	2	79.3	20	1313	-	288
Detection Check (1=Detection; 0=No Detection)						1

Trail Number			5			
Number of Bursts in Trial			12			
Chirp Center Frequency			5496			
Burst	No. of Pulses	Pulse Width (us)	Chirp Width (MHz)	Pulse 1-to-2 Spacing (us)	Pulse 2-to-3 Spacing (us)	Starting Location Within Interval (ms)
1	1	89.5	13	-	-	20
2	3	71.8	11	1446	1549	117
3	3	53.7	15	1100	1517	485
4	2	99.3	11	1571	-	334
5	3	56.8	6	1594	1280	468
6	1	97.4	11	-	-	213
7	2	67.6	13	1831	-	14
8	3	77.1	8	1683	1337	267
9	1	98.5	17	-	-	544
10	3	58.3	13	1924	1829	159
11	1	98.4	14	-	-	380
12	1	79.3	11	-	-	257
Detection Check (1=Detection; 0=No Detection)						1

Trail Number			6			
Number of Bursts in Trial			13			
Chirp Center Frequency			5497			
Burst	No. of Pulses	Pulse Width (us)	Chirp Width (MHz)	Pulse 1-to-2 Spacing (us)	Pulse 2-to-3 Spacing (us)	Starting Location Within Interval (ms)
1	2	53.8	14	1631	-	768
2	1	90	17	-	-	530
3	3	87.2	18	1115	1297	157
4	2	82	11	1728	-	892
5	3	69.8	7	1641	1779	196
6	2	63.1	20	1836	-	331
7	1	59.8	6	-	-	495
8	3	78.5	19	941	1921	546
9	1	85.7	6	-	-	219
10	3	67.7	9	1834	1450	534
11	2	84.5	15	1376	-	282
12	2	99.3	13	1570	-	486
13	2	80.2	8	1088	-	67
Detection Check (1=Detection; 0=No Detection)						1

Trail Number			7			
Number of Bursts in Trial			14			
Chirp Center Frequency			5498			
Burst	No. of Pulses	Pulse Width (us)	Chirp Width (MHz)	Pulse 1-to-2 Spacing (us)	Pulse 2-to-3 Spacing (us)	Starting Location Within Interval (ms)
1	3	80.8	10	1061	1124	389
2	2	81	9	1479	-	234
3	2	87.6	17	1247	-	577
4	2	94.7	18	1041	-	572
5	2	78	18	1267	-	313
6	1	95.5	14	-	-	52
7	2	97.6	15	1215	-	57
8	3	88	9	1349	1598	171
9	2	69.7	17	1711	-	769
10	2	96.5	17	1431	-	168
11	2	96.9	6	1871	-	124
12	3	66.4	10	1824	1468	766
13	1	78.8	10	-	-	537
14	3	87.6	6	1080	1159	714
Detection Check (1=Detection; 0=No Detection)						1

Trail Number			8			
Number of Bursts in Trial			15			
Chirp Center Frequency			5499			
Burst	No. of Pulses	Pulse Width (us)	Chirp Width (MHz)	Pulse 1-to-2 Spacing (us)	Pulse 2-to-3 Spacing (us)	Starting Location Within Interval (ms)
1	2	71.8	14	1432	-	573
2	2	65.9	19	1762	-	314
3	2	74.7	6	1754	-	377
4	3	81.7	5	1133	974	216
5	3	57.8	14	1176	1712	129
6	1	80.6	6	-	-	341
7	3	99.3	17	1268	1876	165
8	1	79.8	12	-	-	618
9	3	83	11	990	1738	589
10	3	71.5	11	1473	1255	6
11	1	77.4	11	-	-	127
12	2	84.8	12	1390	-	515
13	2	64.6	12	1653	-	148
14	2	92.9	12	1881	-	519
15	1	71.3	6	-	-	301
Detection Check (1=Detection; 0=No Detection)						1

Trail Number			9			
Number of Bursts in Trial			16			
Chirp Center Frequency			5500			
Burst	No. of Pulses	Pulse Width (us)	Chirp Width (MHz)	Pulse 1-to-2 Spacing (us)	Pulse 2-to-3 Spacing (us)	Starting Location Within Interval (ms)
1	2	55.4	9	1318	-	383
2	2	80.8	18	1710	-	534
3	1	88.8	9	-	-	495
4	2	78	12	1818	-	92
5	1	78.5	12	-	-	108
6	2	55	13	1219	-	123
7	2	75.9	20	1004	-	123
8	2	70.9	7	1820	-	546
9	2	71.7	18	1559	-	476
10	2	73.9	19	1232	-	235
11	1	59.2	20	-	-	424
12	1	55.7	9	-	-	391
13	3	60.9	12	1144	1370	198
14	2	60.8	14	990	-	16
15	3	60.6	19	1526	1326	695
16	2	89	5	1029	-	131
Detection Check (1=Detection; 0=No Detection)						0

Trail Number			10			
Number of Bursts in Trial			17			
Chirp Center Frequency			5501			
Burst	No. of Pulses	Pulse Width (us)	Chirp Width (MHz)	Pulse 1-to-2 Spacing (us)	Pulse 2-to-3 Spacing (us)	Starting Location Within Interval (ms)
1	2	72.1	14	1119	-	488
2	3	81.4	13	1142	961	451
3	3	92.9	18	991	1147	565
4	3	81.3	18	1793	1369	285
5	3	76.4	20	1005	1793	79
6	1	61.6	18	-	-	503
7	1	66.6	19	-	-	181
8	1	53.7	12	-	-	416
9	2	58	8	1477	-	107
10	2	64	18	1791	-	141
11	2	80.3	12	1304	-	516
12	3	77.3	5	1039	1668	372
13	2	97.6	11	1593	-	163
14	1	73	6	-	-	147
15	3	65.1	8	1097	1927	102
16	2	59.5	13	1569	-	182
17	1	88.2	19	-	-	653
Detection Check (1=Detection; 0=No Detection)						1

Trail Number			11			
Number of Bursts in Trial			18			
Chirp Center Frequency			5502			
Burst	No. of Pulses	Pulse Width (us)	Chirp Width (MHz)	Pulse 1-to-2 Spacing (us)	Pulse 2-to-3 Spacing (us)	Starting Location Within Interval (ms)
1	2	56.1	12	1219	-	273
2	1	83.3	7	-	-	298
3	3	79.6	17	1218	1897	159
4	2	95.8	7	1672	-	480
5	2	79.6	8	920	-	387
6	2	88.9	11	1779	-	5
7	2	81.4	8	1645	-	201
8	2	92	6	1454	-	80
9	3	96	13	1518	1121	192
10	2	65.6	11	1798	-	349
11	2	98.7	5	1360	-	416
12	2	52.9	15	1140	-	652
13	2	76.5	8	1032	-	92
14	3	73.8	18	1719	1383	502
15	3	83.7	10	1270	1216	343
16	2	89.6	10	1141	-	108
17	2	67.2	20	1455	-	272
18	3	55.7	14	1444	1475	566
Detection Check (1=Detection; 0=No Detection)						1

Trail Number			12			
Number of Bursts in Trial			19			
Chirp Center Frequency			5503			
Burst	No. of Pulses	Pulse Width (us)	Chirp Width (MHz)	Pulse 1-to-2 Spacing (us)	Pulse 2-to-3 Spacing (us)	Starting Location Within Interval (ms)
1	2	70.6	15	1040	-	575
2	2	72.9	13	1460	-	178
3	3	88.9	5	1250	1629	191
4	3	60.3	20	1757	1822	468
5	3	92.1	19	1845	1198	476
6	1	73	5	-	-	532
7	1	50.4	15	-	-	69
8	1	66.4	10	-	-	333
9	1	79.1	18	-	-	437
10	1	71.6	20	-	-	424
11	2	95.6	13	1229	-	498
12	1	74.4	9	-	-	363
13	3	55.6	17	1263	1724	123
14	2	78.3	13	1507	-	37
15	3	54.1	13	1325	1249	192
16	2	67.1	18	1584	-	311
17	2	65.8	9	1195	-	243
18	2	50.1	12	1755	-	48
19	2	87.7	18	1359	-	180
Detection Check (1=Detection; 0=No Detection)						1

Trail Number			13			
Number of Bursts in Trial			20			
Chirp Center Frequency			5504			
Burst	No. of Pulses	Pulse Width (us)	Chirp Width (MHz)	Pulse 1-to-2 Spacing (us)	Pulse 2-to-3 Spacing (us)	Starting Location Within Interval (ms)
1	3	79.5	7	1808	1550	274
2	2	76.7	20	1632	-	573
3	3	85.9	12	1305	1496	18
4	3	86.6	14	968	1172	133
5	2	74.9	14	1348	-	48
6	3	82.2	20	1692	1310	156
7	2	53.9	13	1342	-	45
8	3	62.7	15	1839	1651	76
9	2	86.2	6	1165	-	91
10	1	63.1	11	-	-	391
11	2	82.4	6	1416	-	107
12	1	95.8	18	-	-	248
13	2	75.7	9	993	-	482
14	3	70.1	18	1563	1020	354
15	3	85.8	13	1420	1084	446
16	1	63.2	7	-	-	265
17	1	75.1	11	-	--	147
18	2	69.5	5	1802	-	256
19	1	51.8	19	-	-	422
20	2	62.3	5	1449	-	304
Detection Check (1=Detection; 0=No Detection)						1

Trail Number			14			
Number of Bursts in Trial			8			
Chirp Center Frequency			5505			
Burst	No. of Pulses	Pulse Width (us)	Chirp Width (MHz)	Pulse 1-to-2 Spacing (us)	Pulse 2-to-3 Spacing (us)	Starting Location Within Interval (ms)
1	3	74.9	5	1314	1466	1289
2	2	83.9	19	1442	-	1436
3	2	55.8	6	1147	-	240
4	2	59.4	6	1490	-	1455
5	2	78.2	15	1665	-	1312
6	2	57.3	15	1357	-	264
7	2	76.2	11	1651	-	255
8	3	59	7	1460	1109	1410
Detection Check (1=Detection; 0=No Detection)						1

Trail Number			15			
Number of Bursts in Trial			9			
Chirp Center Frequency			5506			
Burst	No. of Pulses	Pulse Width (us)	Chirp Width (MHz)	Pulse 1-to-2 Spacing (us)	Pulse 2-to-3 Spacing (us)	Starting Location Within Interval (ms)
1	3	77.7	19	1046	1568	17
2	2	98.2	20	1628	-	877
3	2	95.3	8	1540	-	1066
4	2	78.8	15	1341	-	822
5	2	52.8	20	988	-	1020
6	2	65.2	9	1480	-	602
7	2	99.5	10	1867	-	884
8	2	79.5	13	1148	-	342
9	3	50.6	13	1030	1525	1321
Detection Check (1=Detection; 0=No Detection)						1

Trail Number			16			
Number of Bursts in Trial			10			
Chirp Center Frequency			5507			
Burst	No. of Pulses	Pulse Width (us)	Chirp Width (MHz)	Pulse 1-to-2 Spacing (us)	Pulse 2-to-3 Spacing (us)	Starting Location Within Interval (ms)
1	2	97.5	11	1357	-	764
2	2	91.8	13	1896	-	298
3	1	78.5	5	-	-	1117
4	1	60.1	11	-	-	1069
5	2	96.2	10	975	-	1157
6	2	56.6	18	1626	-	701
7	1	77.1	20	-	-	323
8	2	96.3	8	1682	-	307
9	2	52.2	13	1017	-	217
10	1	92.8	15	-	-	316
Detection Check (1=Detection; 0=No Detection)						1

Trail Number			17			
Number of Bursts in Trial			11			
Chirp Center Frequency			5508			
Burst	No. of Pulses	Pulse Width (us)	Chirp Width (MHz)	Pulse 1-to-2 Spacing (us)	Pulse 2-to-3 Spacing (us)	Starting Location Within Interval (ms)
1	2	57.3	8	1220	-	792
2	3	73.1	5	1717	1679	845
3	2	54.1	14	967	-	112
4	2	98.8	19	1137	-	715
5	3	85.5	8	1068	960	301
6	2	78.5	7	1387	-	827
7	2	77.9	12	1869	-	506
8	1	81.9	10	-	-	549
9	1	50.4	9	-	-	464
10	1	75.2	8	-	-	790
11	2	92.7	7	1770	-	967
Detection Check (1=Detection; 0=No Detection)						1

Trail Number			18			
Number of Bursts in Trial			12			
Chirp Center Frequency			5509			
Burst	No. of Pulses	Pulse Width (us)	Chirp Width (MHz)	Pulse 1-to-2 Spacing (us)	Pulse 2-to-3 Spacing (us)	Starting Location Within Interval (ms)
1	2	79.1	6	1042	-	793
2	3	55.7	9	1327	1744	159
3	1	95	20	-	-	734
4	1	88.4	5	-	-	523
5	1	92.3	15	-	-	546
6	1	93.6	6	-	-	208
7	2	95.1	12	1044	-	894
8	1	59.5	17	-	-	666
9	2	98.7	17	1422	-	640
10	2	65.1	5	1104	-	320
11	1	60.2	5	-	-	60
12	1	88.7	8	-	-	823
Detection Check (1=Detection; 0=No Detection)						1

Trail Number			19			
Number of Bursts in Trial			13			
Chirp Center Frequency			5508			
Burst	No. of Pulses	Pulse Width (us)	Chirp Width (MHz)	Pulse 1-to-2 Spacing (us)	Pulse 2-to-3 Spacing (us)	Starting Location Within Interval (ms)
1	1	53.9	10	-	-	226
2	2	82.6	13	992	-	854
3	1	87.7	8	-	-	303
4	3	69	12	1696	1606	528
5	1	68.6	12	-	-	220
6	3	76.5	13	1333	1468	389
7	2	95.8	17	1380	-	57
8	2	55.6	19	1147	-	334
9	2	78.6	14	1268	-	128
10	2	65.4	17	1231	-	913
11	2	76.6	18	1883	-	518
12	1	93.2	6	-	-	596
13	2	50.2	13	1836	-	61
Detection Check (1=Detection; 0=No Detection)						1

Trail Number			20			
Number of Bursts in Trial			14			
Chirp Center Frequency			5507			
Burst	No. of Pulses	Pulse Width (us)	Chirp Width (MHz)	Pulse 1-to-2 Spacing (us)	Pulse 2-to-3 Spacing (us)	Starting Location Within Interval (ms)
1	1	60.9	13	-	-	142
2	2	81.7	15	1831	-	522
3	2	78.5	5	1396	-	790
4	2	98.2	6	1652	-	3
5	1	64.1	12	-	-	414
6	3	53	18	1862	1902	157
7	2	62.3	15	1490	-	248
8	2	87	11	1411	-	576
9	2	78.4	8	1090	-	737
10	2	87.2	7	967	-	343
11	3	71	13	1662	1841	105
12	2	77.2	5	1557	-	601
13	1	94.4	15	-	-	108
14	1	90.6	13	-	-	506
Detection Check (1=Detection; 0=No Detection)						0

Trail Number			21			
Number of Bursts in Trial			15			
Chirp Center Frequency			5509			
Burst	No. of Pulses	Pulse Width (us)	Chirp Width (MHz)	Pulse 1-to-2 Spacing (us)	Pulse 2-to-3 Spacing (us)	Starting Location Within Interval (ms)
1	3	76.5	8	1870	1326	385
2	2	95.3	13	1162	-	73
3	3	58.9	9	1586	1909	742
4	2	73.1	13	1460	-	330
5	2	73.1	12	1488	-	25
6	2	75.1	5	1331	-	418
7	3	98.5	11	936	1532	214
8	3	72.5	13	1110	1903	387
9	3	67.4	12	1567	1513	80
10	2	76.1	12	1005	-	277
11	2	94.3	17	1413	-	314
12	2	72.8	12	1778	-	66
13	2	90.9	14	1793	-	147
14	3	94.8	11	1012	1742	441
15	3	95	12	912	1641	609
Detection Check (1=Detection; 0=No Detection)						1

Trail Number			22			
Number of Bursts in Trial			16			
Chirp Center Frequency			5495			
Burst	No. of Pulses	Pulse Width (us)	Chirp Width (MHz)	Pulse 1-to-2 Spacing (us)	Pulse 2-to-3 Spacing (us)	Starting Location Within Interval (ms)
1	1	96.7	9	-	-	308
2	2	78.3	13	1045	-	27
3	1	56.5	12	-	-	74
4	3	88.5	14	1119	1020	629
5	2	62.4	9	1436	-	548
6	2	78.2	5	1147	-	341
7	3	76.8	14	1069	1575	360
8	2	91.6	18	978	-	602
9	2	93.7	5	1130	-	623
10	2	97.4	8	1100	-	256
11	3	90.1	6	1629	1375	108
12	2	79.9	18	1809	-	183
13	2	83	10	1370	-	477
14	2	89.1	13	1239	-	484
15	2	58.3	8	1321	-	276
16	1	85.2	13	-	-	22
Detection Check (1=Detection; 0=No Detection)						1

Trail Number			23			
Number of Bursts in Trial			17			
Chirp Center Frequency			5504			
Burst	No. of Pulses	Pulse Width (us)	Chirp Width (MHz)	Pulse 1-to-2 Spacing (us)	Pulse 2-to-3 Spacing (us)	Starting Location Within Interval (ms)
1	3	60	10	1097	1748	56
2	3	66.3	13	1391	1430	421
3	2	88.5	15	1040	-	583
4	2	72.1	8	1526	-	161
5	1	72.3	8	-	-	450
6	2	67.3	7	1022	-	48
7	2	56.1	12	1325	-	661
8	1	83.5	11	-	-	695
9	3	99.4	13	1490	938	405
10	1	54.2	12	-	-	126
11	3	92.7	17	1251	1631	365
12	3	95.1	17	1741	1162	57
13	2	84	9	1597	-	167
14	1	68.5	18	-	-	512
15	1	76.5	20	-	-	185
16	3	86.6	11	1774	1875	457
17	2	62.2	9	1563	-	492
Detection Check (1=Detection; 0=No Detection)						1

Trail Number			24			
Number of Bursts in Trial			18			
Chirp Center Frequency			5503			
Burst	No. of Pulses	Pulse Width (us)	Chirp Width (MHz)	Pulse 1-to-2 Spacing (us)	Pulse 2-to-3 Spacing (us)	Starting Location Within Interval (ms)
1	1	86.6	19	-	-	621
2	2	95.3	17	926	-	128
3	1	76.2	12	-	-	251
4	3	71.4	19	1287	1404	269
5	3	51.7	12	1564	1339	633
6	2	77	5	1899	-	615
7	1	87.5	12	-	-	375
8	3	59	17	1327	1615	610
9	2	78.3	15	1551	-	548
10	2	89.7	5	1718	-	456
11	2	92.1	7	1403	-	12
12	2	97.3	14	1338	-	596
13	3	80.3	20	1354	1563	484
14	1	98.2	8	-	-	428
15	3	94.4	13	1795	1829	512
16	2	90.4	13	1105	-	342
17	2	73.6	19	1787	-	292
18	1	82.9	7	-	-	618
Detection Check (1=Detection; 0=No Detection)						1

Trail Number			25			
Number of Bursts in Trial			19			
Chirp Center Frequency			5502			
Burst	No. of Pulses	Pulse Width (us)	Chirp Width (MHz)	Pulse 1-to-2 Spacing (us)	Pulse 2-to-3 Spacing (us)	Starting Location Within Interval (ms)
1	1	90	18	-	-	173
2	1	65.3	19	-	-	245
3	2	82.6	10	1756	-	127
4	2	93.9	18	1557	-	287
5	2	50.5	13	1479	-	282
6	1	68	7	-	-	176
7	3	88.4	11	1244	1076	568
8	3	66.8	11	1288	1909	448
9	2	88	12	1450	-	527
10	3	51.1	6	1797	1935	195
11	2	93.8	13	1073	-	184
12	1	83.5	10	-	-	506
13	2	96.9	12	1047	-	267
14	3	87.2	18	1521	1450	243
15	2	60.1	8	1545	-	291
16	3	98	10	1842	1402	554
17	3	57	19	1665	1732	143
18	1	74.3	14	-	-	31
19	2	57.8	10	1576	-	609
Detection Check (1=Detection; 0=No Detection)						1

Trail Number			26			
Number of Bursts in Trial			20			
Chirp Center Frequency			5501			
Burst	No. of Pulses	Pulse Width (us)	Chirp Width (MHz)	Pulse 1-to-2 Spacing (us)	Pulse 2-to-3 Spacing (us)	Starting Location Within Interval (ms)
1	2	92.8	9	1222	-	531
2	2	52.4	8	1547	-	168
3	3	56.8	7	1158	1184	193
4	1	91.2	7	-	-	565
5	3	61.2	10	1558	1664	387
6	3	62	7	1518	1656	391
7	2	69	5	1531	-	327
8	2	67.3	18	1064	-	25
9	1	94.1	5	-	-	78
10	2	76	17	1190	-	222
11	2	81.9	12	1815	-	96
12	2	57.9	8	1594	-	277
13	3	68.3	19	1427	1540	41
14	2	53.3	7	1713	-	48
15	2	85.3	15	1136	-	48
16	1	65.3	20	-	-	57
17	3	79.8	20	923	1259	48
18	2	56.9	20	1357	-	483
19	2	93	9	1686	-	73
20	2	82.8	10	944	-	352
Detection Check (1=Detection; 0=No Detection)						1

Trail Number			27			
Number of Bursts in Trial			8			
Chirp Center Frequency			5500			
Burst	No. of Pulses	Pulse Width (us)	Chirp Width (MHz)	Pulse 1-to-2 Spacing (us)	Pulse 2-to-3 Spacing (us)	Starting Location Within Interval (ms)
1	3	50.9	11	1106	1077	1293
2	2	77.8	18	1836	-	1235
3	3	60.7	5	1069	1635	1092
4	2	77.2	13	1916	-	1343
5	2	91.6	13	1465	-	1466
6	2	56.8	17	1783	-	376
7	1	59.5	20	-	-	131
8	1	66.5	12	-	-	1024
Detection Check (1=Detection; 0=No Detection)						1

Trail Number			28			
Number of Bursts in Trial			9			
Chirp Center Frequency			5499			
Burst	No. of Pulses	Pulse Width (us)	Chirp Width (MHz)	Pulse 1-to-2 Spacing (us)	Pulse 2-to-3 Spacing (us)	Starting Location Within Interval (ms)
1	2	72	9	1092	-	965
2	2	89.2	6	1550	-	1226
3	1	81.2	12	-	-	277
4	2	80.6	15	1616	-	458
5	2	62.8	10	1812	-	748
6	1	71	8	-	-	434
7	2	69.3	6	1027	-	1111
8	2	77.2	13	1076	-	638
9	2	65.4	5	1582	-	278
Detection Check (1=Detection; 0=No Detection)						1

Trail Number			29			
Number of Bursts in Trial			10			
Chirp Center Frequency			5498			
Burst	No. of Pulses	Pulse Width (us)	Chirp Width (MHz)	Pulse 1-to-2 Spacing (us)	Pulse 2-to-3 Spacing (us)	Starting Location Within Interval (ms)
1	1	51.5	19	-	-	151
2	1	82.3	13	-	-	1071
3	3	78.3	8	1115	1740	646
4	2	99	14	1101	-	709
5	3	98.8	7	1819	945	556
6	2	80.9	19	922	-	567
7	2	64	12	953	-	581
8	1	79	20	-	-	798
9	1	68	8	-	-	112
10	2	50.4	13	1587	-	26
Detection Check (1=Detection; 0=No Detection)						1

Trail Number			30			
Number of Bursts in Trial			11			
Chirp Center Frequency			5497			
Burst	No. of Pulses	Pulse Width (us)	Chirp Width (MHz)	Pulse 1-to-2 Spacing (us)	Pulse 2-to-3 Spacing (us)	Starting Location Within Interval (ms)
1	3	57.8	5	1324	1716	82
2	2	70.1	20	1733	-	587
3	2	95.2	13	1188	-	789
4	3	84.6	20	1042	1259	1021
5	3	96.5	7	1329	1596	16
6	2	84.3	15	1606	-	708
7	3	53.5	19	1783	1458	738
8	3	74.9	5	1599	1891	466
9	3	53.8	7	1494	1467	252
10	2	60.5	14	1319	-	464
11	1	73.3	10	-	-	845
Detection Check (1=Detection; 0=No Detection)						1

Type 6 Radar Statistical Performance

Trail #	Test Freq. (MHz)	Pulses / Hop	Pulse Width (us)	PRI (us)	1=Detection 0=No Detection
1	5500	9	1	333	1
2	5500	9	1	333	1
3	5500	9	1	333	1
4	5500	9	1	333	1
5	5500	9	1	333	1
6	5500	9	1	333	1
7	5500	9	1	333	1
8	5500	9	1	333	0
9	5500	9	1	333	1
10	5500	9	1	333	1
11	5500	9	1	333	1
12	5500	9	1	333	1
13	5500	9	1	333	1
14	5500	9	1	333	1
15	5500	9	1	333	1
16	5500	9	1	333	1
17	5500	9	1	333	1
18	5500	9	1	333	1
19	5500	9	1	333	1
20	5500	9	1	333	1
21	5500	9	1	333	1
22	5500	9	1	333	1
23	5500	9	1	333	1
24	5500	9	1	333	1
25	5500	9	1	333	0
26	5500	9	1	333	1
27	5500	9	1	333	1
28	5500	9	1	333	1
29	5500	9	1	333	1
30	5500	9	1	333	1
Detection Percentage (%)					93.33
Limit					70%
Test Result					**Complied**

Modulation Mode: 802.11ac (VHT40)

Type 1 Radar Statistical Performance

Trail #	Test Freq. (MHz)	Pulse Repetition Frequency Number	Pulse Repetition Frequency (Pulse Per Second)	PRI (us)	1=Detection 0=No Detection
1	5496	1	1930.5	518	1
2	5497	23	326.2	3066	1
3	5498	19	1139.0	878	1
4	5499	12	1355.0	738	1
5	5500	4	1730.1	578	0
6	5501	8	1519.8	658	1
7	5502	15	1253.1	798	1
8	5503	6	1618.1	618	1
9	5504	14	1285.3	778	1
10	5505	3	1792.1	558	1
11	5506	13	1319.3	758	1
12	5507	9	1474.9	678	1
13	5508	7	1567.4	638	1
14	5509	17	1193.3	838	1
15	5510	10	1432.7	698	1
16	5511	-	1692.0	591	1
17	5512	-	328.1	3048	1
18	5513	-	373.4	2678	1
19	5514	-	574.4	1741	1
20	5515	-	1216.5	822	1
21	5516	-	801.3	1248	1
22	5517	-	488.5	2047	1
23	5518	-	956.0	1046	1
24	5519	-	517.6	1932	1
25	5520	-	1422.5	703	1
26	5521	-	542.0	1845	0
27	5522	-	741.3	1349	1
28	5523	-	881.8	1134	1
29	5524	-	427.4	2340	1
30	5525	-	628.9	1590	1
Detection Percentage (%)					93.33
Limit					60%
Test Result					**Complied**

Type 2 Radar Statistical Performance

Trail #	Test Freq. (MHz)	Pulse Width (us)	PRI (us)	Pulses / Burst	1=Detection 0=No Detection
1	5496	2.6	221	23	1
2	5497	4.6	198	27	1
3	5498	1.1	184	29	1
4	5499	4.8	203	24	1
5	5500	2.4	162	25	1
6	5501	3.4	204	28	1
7	5502	2.3	170	27	1
8	5503	3.5	184	23	1
9	5504	4.9	150	27	1
10	5505	4.6	211	29	0
11	5506	2.9	158	23	1
12	5507	2.6	226	27	1
13	5508	1.6	204	26	1
14	5509	3.9	181	25	1
15	5510	4.6	202	24	1
16	5511	4.1	194	27	1
17	5512	2.3	193	28	1
18	5513	3.9	173	29	1
19	5514	4.3	188	23	1
20	5515	1.5	215	26	1
21	5516	4.9	227	27	1
22	5517	1.1	199	23	1
23	5518	4.5	155	29	1
24	5519	4.0	190	27	1
25	5520	2.4	151	23	1
26	5521	2.5	180	28	1
27	5522	2.5	228	23	1
28	5523	2.5	203	25	1
29	5524	1.5	188	25	0
30	5525	1.9	217	24	1
Detection Percentage (%)					93.33
Limit					60%
Test Result					**Complied**

Type 3 Radar Statistical Performance

Trail #	Test Freq. (MHz)	Pulse Width (us)	PRI (us)	Pulses / Burst	1=Detection 0=No Detection
1	5496	8.0	205	16	0
2	5497	6.7	382	18	1
3	5498	8.6	418	16	1
4	5499	9.4	351	17	1
5	5500	7.4	383	18	1
6	5501	9.8	232	16	0
7	5502	9.1	377	17	1
8	5503	9.6	457	16	1
9	5504	8.0	471	18	1
10	5505	9.0	304	18	1
11	5506	8.0	316	17	1
12	5507	9.8	325	16	1
13	5508	8.0	409	17	1
14	5509	9.9	200	17	1
15	5510	8.8	458	16	1
16	5511	8.0	232	18	1
17	5512	8.3	250	16	1
18	5529	8.7	270	16	1
19	5514	7.7	350	17	1
20	5515	7.1	230	16	1
21	5516	7.3	416	18	1
22	5517	7.6	498	18	1
23	5492	7.3	286	17	1
24	5519	7.3	287	16	1
25	5520	7.5	462	17	1
26	5521	6.2	300	17	1
27	5522	6.4	323	18	1
28	5523	7.1	420	16	0
29	5524	7.2	395	18	1
30	5525	8.4	377	16	1
Detection Percentage (%)					90.00
Limit					60%
Test Result					**Complied**

Type 4 Radar Statistical Performance

Trail #	*Test Freq. (MHz)*	*Pulse Width (us)*	*PRI (us)*	*Pulses / Burst*	*1=Detection 0=No Detection*
1	5496	18.0	242	15	0
2	5497	19.9	279	12	1
3	5498	12.9	487	14	1
4	5499	15.0	452	13	1
5	5500	16.3	230	12	0
6	5501	19.8	238	13	1
7	5502	18.2	420	16	1
8	5529	16.3	452	15	1
9	5504	14.2	495	12	1
10	5505	17.8	228	16	1
11	5506	19.1	211	16	1
12	5507	18.4	283	15	1
13	5508	11.8	411	12	1
14	5509	14.2	284	13	1
15	5510	13.9	202	12	0
16	5511	17.8	340	14	1
17	5512	15.6	290	16	1
18	5513	14.6	250	16	0
19	5514	14.4	484	15	1
20	5515	18.9	387	13	1
21	5516	11.1	348	15	1
22	5517	13.8	291	16	1
23	5518	14.3	295	12	1
24	5519	12.5	300	12	0
25	5520	12.5	322	14	1
26	5521	12.5	383	13	1
27	5522	15.7	322	16	1
28	5523	19.8	469	13	1
29	5524	18.6	406	15	1
30	5492	15.9	238	14	1
Detection Percentage (%)					83.33
Limit					60%
Test Result					**Complied**

Total Type 1~4 Radar Statistical Performance

Radar Type #	Detection Percentage (%)
1	93.33
2	93.33
3	90.00
4	83.33
Aggregate (Radar Types 1-4)	90.00
Limit	80%
Test Result	**Complied**

Type 5 Radar Statistical Performance

Trail #	*Test Freq. (MHz)*	1=Detection 0=No Detection	Trail #	*Test Freq. (MHz)*	1=Detection 0=No Detection	Trail #	*Test Freq. (MHz)*	1=Detection 0=No Detection
1	5496	0	11	5506	1	21	5516	1
2	5497	1	12	5507	1	22	5517	1
3	5498	1	13	5508	1	23	5518	1
4	5499	1	14	5509	1	24	5519	1
5	5500	1	15	5510	1	25	5520	1
6	5501	1	16	5511	1	26	5521	1
7	5502	1	17	5512	1	27	5522	0
8	5503	1	18	5513	1	28	5523	1
9	5504	1	19	5514	1	29	5525	1
10	5505	1	20	5515	1	30	5526	1
Detection Percentage (%)								93.33
Limit								80%
Test Result								**Complied**

Trail Number			1			
Number of Bursts in Trial			8			
Chirp Center Frequency			5496			
Burst	No. of Pulses	Pulse Width (us)	Chirp Width (MHz)	Pulse 1-to-2 Spacing (us)	Pulse 2-to-3 Spacing (us)	Starting Location Within Interval (ms)
1	1	62.3	8	-	-	346
2	2	51.2	15	1745	-	1205
3	3	93.6	5	957	1634	674
4	3	68.2	12	1668	1573	384
5	3	83.1	8	1188	1888	876
6	1	56.7	18	-	-	376
7	2	60.6	18	1874	-	1409
8	3	75.5	13	1263	1683	1378
Detection Check (1=Detection; 0=No Detection)						0

Trail Number			2			
Number of Bursts in Trial			9			
Chirp Center Frequency			5497			
Burst	No. of Pulses	Pulse Width (us)	Chirp Width (MHz)	Pulse 1-to-2 Spacing (us)	Pulse 2-to-3 Spacing (us)	Starting Location Within Interval (ms)
1	1	99.6	13	-	-	217
2	2	54.8	15	1727	-	982
3	3	91.1	15	1120	1826	941
4	2	76.2	7	1638	-	477
5	1	88.9	13	-	-	259
6	1	83	9	-	-	892
7	1	83.9	12	-	-	320
8	2	55.9	15	1613	-	445
9	1	96.1	13	-	-	779
Detection Check (1=Detection; 0=No Detection)						1

Trail Number			3			
Number of Bursts in Trial			10			
Chirp Center Frequency			5498			
Burst	No. of Pulses	Pulse Width (us)	Chirp Width (MHz)	Pulse 1-to-2 Spacing (us)	Pulse 2-to-3 Spacing (us)	Starting Location Within Interval (ms)
1	2	82	6	1246	-	1017
2	1	93.2	13	-	-	760
3	2	61.3	13	1175	-	327
4	1	52.8	8	-	-	824
5	3	70.6	19	929	1076	115
6	1	80.3	17	-	-	325
7	1	83.2	15	-	-	679
8	2	94	9	1805	-	888
9	2	67	8	1486	-	849
10	1	56.4	20	-	-	813
Detection Check (1=Detection; 0=No Detection)						1

Trail Number			4			
Number of Bursts in Trial			11			
Chirp Center Frequency			5499			
Burst	No. of Pulses	Pulse Width (us)	Chirp Width (MHz)	Pulse 1-to-2 Spacing (us)	Pulse 2-to-3 Spacing (us)	Starting Location Within Interval (ms)
1	3	90.5	8	1149	1612	35
2	3	54.5	8	1094	1525	1014
3	1	57.1	18	-	-	827
4	2	98.6	20	1292	-	83
5	2	62.9	12	1433	-	676
6	1	71.1	15	-	-	708
7	1	96.7	5	-	-	711
8	1	64.3	5	-	-	484
9	3	61.2	8	1075	1524	444
10	2	79.2	13	1877	-	797
11	2	79.3	20	1313	-	288
Detection Check (1=Detection; 0=No Detection)						1

Trail Number			5			
Number of Bursts in Trial			12			
Chirp Center Frequency			5500			
Burst	No. of Pulses	Pulse Width (us)	Chirp Width (MHz)	Pulse 1-to-2 Spacing (us)	Pulse 2-to-3 Spacing (us)	Starting Location Within Interval (ms)
1	1	89.5	13	-	-	20
2	3	71.8	11	1446	1549	117
3	3	53.7	15	1100	1517	485
4	2	99.3	11	1571	-	334
5	3	56.8	6	1594	1280	468
6	1	97.4	11	-	-	213
7	2	67.6	13	1831	-	14
8	3	77.1	8	1683	1337	267
9	1	98.5	17	-	-	544
10	3	58.3	13	1924	1829	159
11	1	98.4	14	-	-	380
12	1	79.3	11	-	-	257
Detection Check (1=Detection; 0=No Detection)						1

Trail Number			6			
Number of Bursts in Trial			13			
Chirp Center Frequency			5501			
Burst	No. of Pulses	Pulse Width (us)	Chirp Width (MHz)	Pulse 1-to-2 Spacing (us)	Pulse 2-to-3 Spacing (us)	Starting Location Within Interval (ms)
1	2	53.8	14	1631	-	768
2	1	90	17	-	-	530
3	3	87.2	18	1115	1297	157
4	2	82	11	1728	-	892
5	3	69.8	7	1641	1779	196
6	2	63.1	20	1836	-	331
7	1	59.8	6	-	-	495
8	3	78.5	19	941	1921	546
9	1	85.7	6	-	-	219
10	3	67.7	9	1834	1450	534
11	2	84.5	15	1376	-	282
12	2	99.3	13	1570	-	486
13	2	80.2	8	1088	-	67
Detection Check (1=Detection; 0=No Detection)						1

Trail Number			7			
Number of Bursts in Trial			14			
Chirp Center Frequency			5502			
Burst	No. of Pulses	Pulse Width (us)	Chirp Width (MHz)	Pulse 1-to-2 Spacing (us)	Pulse 2-to-3 Spacing (us)	Starting Location Within Interval (ms)
1	3	80.8	10	1061	1124	389
2	2	81	9	1479	-	234
3	2	87.6	17	1247	-	577
4	2	94.7	18	1041	-	572
5	2	78	18	1267	-	313
6	1	95.5	14	-	-	52
7	2	97.6	15	1215	-	57
8	3	88	9	1349	1598	171
9	2	69.7	17	1711	-	769
10	2	96.5	17	1431	-	168
11	2	96.9	6	1871	-	124
12	3	66.4	10	1824	1468	766
13	1	78.8	10	-	-	537
14	3	87.6	6	1080	1159	714
Detection Check (1=Detection; 0=No Detection)						1

Trail Number			8			
Number of Bursts in Trial			15			
Chirp Center Frequency			5503			
Burst	No. of Pulses	Pulse Width (us)	Chirp Width (MHz)	Pulse 1-to-2 Spacing (us)	Pulse 2-to-3 Spacing (us)	Starting Location Within Interval (ms)
1	2	71.8	14	1432	-	573
2	2	65.9	19	1762	-	314
3	2	74.7	6	1754	-	377
4	3	81.7	5	1133	974	216
5	3	57.8	14	1176	1712	129
6	1	80.6	6	-	-	341
7	3	99.3	17	1268	1876	165
8	1	79.8	12	-	-	618
9	3	83	11	990	1738	589
10	3	71.5	11	1473	1255	6
11	1	77.4	11	-	-	127
12	2	84.8	12	1390	-	515
13	2	64.6	12	1653	-	148
14	2	92.9	12	1881	-	519
15	1	71.3	6	-	-	301
Detection Check (1=Detection; 0=No Detection)						1

Trail Number			9			
Number of Bursts in Trial			16			
Chirp Center Frequency			5504			
Burst	No. of Pulses	Pulse Width (us)	Chirp Width (MHz)	Pulse 1-to-2 Spacing (us)	Pulse 2-to-3 Spacing (us)	Starting Location Within Interval (ms)
1	2	55.4	9	1318	-	383
2	2	80.8	18	1710	-	534
3	1	88.8	9	-	-	495
4	2	78	12	1818	-	92
5	1	78.5	12	-	-	108
6	2	55	13	1219	-	123
7	2	75.9	20	1004	-	123
8	2	70.9	7	1820	-	546
9	2	71.7	18	1559	-	476
10	2	73.9	19	1232	-	235
11	1	59.2	20	-	-	424
12	1	55.7	9	-	-	391
13	3	60.9	12	1144	1370	198
14	2	60.8	14	990	-	16
15	3	60.6	19	1526	1326	695
16	2	89	5	1029	-	131
Detection Check (1=Detection; 0=No Detection)						1

Trail Number			10			
Number of Bursts in Trial			17			
Chirp Center Frequency			5505			
Burst	No. of Pulses	Pulse Width (us)	Chirp Width (MHz)	Pulse 1-to-2 Spacing (us)	Pulse 2-to-3 Spacing (us)	Starting Location Within Interval (ms)
1	2	72.1	14	1119	-	488
2	3	81.4	13	1142	961	451
3	3	92.9	18	991	1147	565
4	3	81.3	18	1793	1369	285
5	3	76.4	20	1005	1793	79
6	1	61.6	18	-	-	503
7	1	66.6	19	-	-	181
8	1	53.7	12	-	-	416
9	2	58	8	1477	-	107
10	2	64	18	1791	-	141
11	2	80.3	12	1304	-	516
12	3	77.3	5	1039	1668	372
13	2	97.6	11	1593	-	163
14	1	73	6	-	-	147
15	3	65.1	8	1097	1927	102
16	2	59.5	13	1569	-	182
17	1	88.2	19	-	-	653
Detection Check (1=Detection; 0=No Detection)						1

Trail Number			11			
Number of Bursts in Trial			18			
Chirp Center Frequency			5506			
Burst	No. of Pulses	Pulse Width (us)	Chirp Width (MHz)	Pulse 1-to-2 Spacing (us)	Pulse 2-to-3 Spacing (us)	Starting Location Within Interval (ms)
1	2	56.1	12	1219	-	273
2	1	83.3	7	-	-	298
3	3	79.6	17	1218	1897	159
4	2	95.8	7	1672	-	480
5	2	79.6	8	920	-	387
6	2	88.9	11	1779	-	5
7	2	81.4	8	1645	-	201
8	2	92	6	1454	-	80
9	3	96	13	1518	1121	192
10	2	65.6	11	1798	-	349
11	2	98.7	5	1360	-	416
12	2	52.9	15	1140	-	652
13	2	76.5	8	1032	-	92
14	3	73.8	18	1719	1383	502
15	3	83.7	10	1270	1216	343
16	2	89.6	10	1141	-	108
17	2	67.2	20	1455	-	272
18	3	55.7	14	1444	1475	566
Detection Check (1=Detection; 0=No Detection)						1

Trail Number			12			
Number of Bursts in Trial			19			
Chirp Center Frequency			5507			
Burst	No. of Pulses	Pulse Width (us)	Chirp Width (MHz)	Pulse 1-to-2 Spacing (us)	Pulse 2-to-3 Spacing (us)	Starting Location Within Interval (ms)
1	2	70.6	15	1040	-	575
2	2	72.9	13	1460	-	178
3	3	88.9	5	1250	1629	191
4	3	60.3	20	1757	1822	468
5	3	92.1	19	1845	1198	476
6	1	73	5	-	-	532
7	1	50.4	15	-	-	69
8	1	66.4	10	-	-	333
9	1	79.1	18	-	-	437
10	1	71.6	20	-	-	424
11	2	95.6	13	1229	-	498
12	1	74.4	9	-	-	363
13	3	55.6	17	1263	1724	123
14	2	78.3	13	1507	-	37
15	3	54.1	13	1325	1249	192
16	2	67.1	18	1584	-	311
17	2	65.8	9	1195	-	243
18	2	50.1	12	1755	-	48
19	2	87.7	18	1359	-	180
Detection Check (1=Detection; 0=No Detection)						1

Trail Number			13			
Number of Bursts in Trial			20			
Chirp Center Frequency			5508			
Burst	No. of Pulses	Pulse Width (us)	Chirp Width (MHz)	Pulse 1-to-2 Spacing (us)	Pulse 2-to-3 Spacing (us)	Starting Location Within Interval (ms)
1	3	79.5	7	1808	1550	274
2	2	76.7	20	1632	-	573
3	3	85.9	12	1305	1496	18
4	3	86.6	14	968	1172	133
5	2	74.9	14	1348	-	48
6	3	82.2	20	1692	1310	156
7	2	53.9	13	1342	-	45
8	3	62.7	15	1839	1651	76
9	2	86.2	6	1165	-	91
10	1	63.1	11	-	-	391
11	2	82.4	6	1416	-	107
12	1	95.8	18	-	-	248
13	2	75.7	9	993	-	482
14	3	70.1	18	1563	1020	354
15	3	85.8	13	1420	1084	446
16	1	63.2	7	-	-	265
17	1	75.1	11	-	--	147
18	2	69.5	5	1802	-	256
19	1	51.8	19	-	-	422
20	2	62.3	5	1449	-	304
Detection Check (1=Detection; 0=No Detection)						1

Trail Number			14			
Number of Bursts in Trial			8			
Chirp Center Frequency			5509			
Burst	No. of Pulses	Pulse Width (us)	Chirp Width (MHz)	Pulse 1-to-2 Spacing (us)	Pulse 2-to-3 Spacing (us)	Starting Location Within Interval (ms)
1	3	74.9	5	1314	1466	1289
2	2	83.9	19	1442	-	1436
3	2	55.8	6	1147	-	240
4	2	59.4	6	1490	-	1455
5	2	78.2	15	1665	-	1312
6	2	57.3	15	1357	-	264
7	2	76.2	11	1651	-	255
8	3	59	7	1460	1109	1410
Detection Check (1=Detection; 0=No Detection)						1

Trail Number			15			
Number of Bursts in Trial			9			
Chirp Center Frequency			5510			
Burst	No. of Pulses	Pulse Width (us)	Chirp Width (MHz)	Pulse 1-to-2 Spacing (us)	Pulse 2-to-3 Spacing (us)	Starting Location Within Interval (ms)
1	3	77.7	19	1046	1568	17
2	2	98.2	20	1628	-	877
3	2	95.3	8	1540	-	1066
4	2	78.8	15	1341	-	822
5	2	52.8	20	988	-	1020
6	2	65.2	9	1480	-	602
7	2	99.5	10	1867	-	884
8	2	79.5	13	1148	-	342
9	3	50.6	13	1030	1525	1321
Detection Check (1=Detection; 0=No Detection)						1

Trail Number			16			
Number of Bursts in Trial			10			
Chirp Center Frequency			5511			
Burst	No. of Pulses	Pulse Width (us)	Chirp Width (MHz)	Pulse 1-to-2 Spacing (us)	Pulse 2-to-3 Spacing (us)	Starting Location Within Interval (ms)
1	2	97.5	11	1357	-	764
2	2	91.8	13	1896	-	298
3	1	78.5	5	-	-	1117
4	1	60.1	11	-	-	1069
5	2	96.2	10	975	-	1157
6	2	56.6	18	1626	-	701
7	1	77.1	20	-	-	323
8	2	96.3	8	1682	-	307
9	2	52.2	13	1017	-	217
10	1	92.8	15	-	-	316
Detection Check (1=Detection; 0=No Detection)						1

Trail Number			17			
Number of Bursts in Trial			11			
Chirp Center Frequency			5512			
Burst	No. of Pulses	Pulse Width (us)	Chirp Width (MHz)	Pulse 1-to-2 Spacing (us)	Pulse 2-to-3 Spacing (us)	Starting Location Within Interval (ms)
1	2	57.3	8	1220	-	792
2	3	73.1	5	1717	1679	845
3	2	54.1	14	967	-	112
4	2	98.8	19	1137	-	715
5	3	85.5	8	1068	960	301
6	2	78.5	7	1387	-	827
7	2	77.9	12	1869	-	506
8	1	81.9	10	-	-	549
9	1	50.4	9	-	-	464
10	1	75.2	8	-	-	790
11	2	92.7	7	1770	-	967
Detection Check (1=Detection; 0=No Detection)						1

Trail Number			18			
Number of Bursts in Trial			12			
Chirp Center Frequency			5513			
Burst	No. of Pulses	Pulse Width (us)	Chirp Width (MHz)	Pulse 1-to-2 Spacing (us)	Pulse 2-to-3 Spacing (us)	Starting Location Within Interval (ms)
1	2	79.1	6	1042	-	793
2	3	55.7	9	1327	1744	159
3	1	95	20	-	-	734
4	1	88.4	5	-	-	523
5	1	92.3	15	-	-	546
6	1	93.6	6	-	-	208
7	2	95.1	12	1044	-	894
8	1	59.5	17	-	-	666
9	2	98.7	17	1422	-	640
10	2	65.1	5	1104	-	320
11	1	60.2	5	-	-	60
12	1	88.7	8	-	-	823
Detection Check (1=Detection; 0=No Detection)						1

Trail Number			19			
Number of Bursts in Trial			13			
Chirp Center Frequency			5514			
Burst	No. of Pulses	Pulse Width (us)	Chirp Width (MHz)	Pulse 1-to-2 Spacing (us)	Pulse 2-to-3 Spacing (us)	Starting Location Within Interval (ms)
1	1	53.9	10	-	-	226
2	2	82.6	13	992	-	854
3	1	87.7	8	-	-	303
4	3	69	12	1696	1606	528
5	1	68.6	12	-	-	220
6	3	76.5	13	1333	1468	389
7	2	95.8	17	1380	-	57
8	2	55.6	19	1147	-	334
9	2	78.6	14	1268	-	128
10	2	65.4	17	1231	-	913
11	2	76.6	18	1883	-	518
12	1	93.2	6	-	-	596
13	2	50.2	13	1836	-	61
Detection Check (1=Detection; 0=No Detection)						1

Trail Number			20			
Number of Bursts in Trial			14			
Chirp Center Frequency			5515			
Burst	No. of Pulses	Pulse Width (us)	Chirp Width (MHz)	Pulse 1-to-2 Spacing (us)	Pulse 2-to-3 Spacing (us)	Starting Location Within Interval (ms)
1	1	60.9	13	-	-	142
2	2	81.7	15	1831	-	522
3	2	78.5	5	1396	-	790
4	2	98.2	6	1652	-	3
5	1	64.1	12	-	-	414
6	3	53	18	1862	1902	157
7	2	62.3	15	1490	-	248
8	2	87	11	1411	-	576
9	2	78.4	8	1090	-	737
10	2	87.2	7	967	-	343
11	3	71	13	1662	1841	105
12	2	77.2	5	1557	-	601
13	1	94.4	15	-	-	108
14	1	90.6	13	-	-	506
Detection Check (1=Detection; 0=No Detection)						1

Trail Number			21			
Number of Bursts in Trial			15			
Chirp Center Frequency			5516			
Burst	No. of Pulses	Pulse Width (us)	Chirp Width (MHz)	Pulse 1-to-2 Spacing (us)	Pulse 2-to-3 Spacing (us)	Starting Location Within Interval (ms)
1	3	76.5	8	1870	1326	385
2	2	95.3	13	1162	-	73
3	3	58.9	9	1586	1909	742
4	2	73.1	13	1460	-	330
5	2	73.1	12	1488	-	25
6	2	75.1	5	1331	-	418
7	3	98.5	11	936	1532	214
8	3	72.5	13	1110	1903	387
9	3	67.4	12	1567	1513	80
10	2	76.1	12	1005	-	277
11	2	94.3	17	1413	-	314
12	2	72.8	12	1778	-	66
13	2	90.9	14	1793	-	147
14	3	94.8	11	1012	1742	441
15	3	95	12	912	1641	609
Detection Check (1=Detection; 0=No Detection)						1

Trail Number			22			
Number of Bursts in Trial			16			
Chirp Center Frequency			5517			
Burst	No. of Pulses	Pulse Width (us)	Chirp Width (MHz)	Pulse 1-to-2 Spacing (us)	Pulse 2-to-3 Spacing (us)	Starting Location Within Interval (ms)
1	1	96.7	9	-	-	308
2	2	78.3	13	1045	-	27
3	1	56.5	12	-	-	74
4	3	88.5	14	1119	1020	629
5	2	62.4	9	1436	-	548
6	2	78.2	5	1147	-	341
7	3	76.8	14	1069	1575	360
8	2	91.6	18	978	-	602
9	2	93.7	5	1130	-	623
10	2	97.4	8	1100	-	256
11	3	90.1	6	1629	1375	108
12	2	79.9	18	1809	-	183
13	2	83	10	1370	-	477
14	2	89.1	13	1239	-	484
15	2	58.3	8	1321	-	276
16	1	85.2	13	-	-	22
Detection Check (1=Detection; 0=No Detection)						1

Trail Number			23			
Number of Bursts in Trial			17			
Chirp Center Frequency			5518			
Burst	No. of Pulses	Pulse Width (us)	Chirp Width (MHz)	Pulse 1-to-2 Spacing (us)	Pulse 2-to-3 Spacing (us)	Starting Location Within Interval (ms)
1	3	60	10	1097	1748	56
2	3	66.3	13	1391	1430	421
3	2	88.5	15	1040	-	583
4	2	72.1	8	1526	-	161
5	1	72.3	8	-	-	450
6	2	67.3	7	1022	-	48
7	2	56.1	12	1325	-	661
8	1	83.5	11	-	-	695
9	3	99.4	13	1490	938	405
10	1	54.2	12	-	-	126
11	3	92.7	17	1251	1631	365
12	3	95.1	17	1741	1162	57
13	2	84	9	1597	-	167
14	1	68.5	18	-	-	512
15	1	76.5	20	-	-	185
16	3	86.6	11	1774	1875	457
17	2	62.2	9	1563	-	492
Detection Check (1=Detection; 0=No Detection)						1

Trail Number			24			
Number of Bursts in Trial			18			
Chirp Center Frequency			5519			
Burst	No. of Pulses	Pulse Width (us)	Chirp Width (MHz)	Pulse 1-to-2 Spacing (us)	Pulse 2-to-3 Spacing (us)	Starting Location Within Interval (ms)
1	1	86.6	19	-	-	621
2	2	95.3	17	926	-	128
3	1	76.2	12	-	-	251
4	3	71.4	19	1287	1404	269
5	3	51.7	12	1564	1339	633
6	2	77	5	1899	-	615
7	1	87.5	12	-	-	375
8	3	59	17	1327	1615	610
9	2	78.3	15	1551	-	548
10	2	89.7	5	1718	-	456
11	2	92.1	7	1403	-	12
12	2	97.3	14	1338	-	596
13	3	80.3	20	1354	1563	484
14	1	98.2	8	-	-	428
15	3	94.4	13	1795	1829	512
16	2	90.4	13	1105	-	342
17	2	73.6	19	1787	-	292
18	1	82.9	7	-	-	618
Detection Check (1=Detection; 0=No Detection)						1

Trail Number			25			
Number of Bursts in Trial			19			
Chirp Center Frequency			5520			
Burst	No. of Pulses	Pulse Width (us)	Chirp Width (MHz)	Pulse 1-to-2 Spacing (us)	Pulse 2-to-3 Spacing (us)	Starting Location Within Interval (ms)
1	1	90	18	-	-	173
2	1	65.3	19	-	-	245
3	2	82.6	10	1756	-	127
4	2	93.9	18	1557	-	287
5	2	50.5	13	1479	-	282
6	1	68	7	-	-	176
7	3	88.4	11	1244	1076	568
8	3	66.8	11	1288	1909	448
9	2	88	12	1450	-	527
10	3	51.1	6	1797	1935	195
11	2	93.8	13	1073	-	184
12	1	83.5	10	-	-	506
13	2	96.9	12	1047	-	267
14	3	87.2	18	1521	1450	243
15	2	60.1	8	1545	-	291
16	3	98	10	1842	1402	554
17	3	57	19	1665	1732	143
18	1	74.3	14	-	-	31
19	2	57.8	10	1576	-	609
Detection Check (1=Detection; 0=No Detection)						1

Trail Number			26			
Number of Bursts in Trial			20			
Chirp Center Frequency			5521			
Burst	No. of Pulses	Pulse Width (us)	Chirp Width (MHz)	Pulse 1-to-2 Spacing (us)	Pulse 2-to-3 Spacing (us)	Starting Location Within Interval (ms)
1	2	92.8	9	1222	-	531
2	2	52.4	8	1547	-	168
3	3	56.8	7	1158	1184	193
4	1	91.2	7	-	-	565
5	3	61.2	10	1558	1664	387
6	3	62	7	1518	1656	391
7	2	69	5	1531	-	327
8	2	67.3	18	1064	-	25
9	1	94.1	5	-	-	78
10	2	76	17	1190	-	222
11	2	81.9	12	1815	-	96
12	2	57.9	8	1594	-	277
13	3	68.3	19	1427	1540	41
14	2	53.3	7	1713	-	48
15	2	85.3	15	1136	-	48
16	1	65.3	20	-	-	57
17	3	79.8	20	923	1259	48
18	2	56.9	20	1357	-	483
19	2	93	9	1686	-	73
20	2	82.8	10	944	-	352
Detection Check (1=Detection; 0=No Detection)						1

Trail Number			27			
Number of Bursts in Trial			8			
Chirp Center Frequency			5522			
Burst	No. of Pulses	Pulse Width (us)	Chirp Width (MHz)	Pulse 1-to-2 Spacing (us)	Pulse 2-to-3 Spacing (us)	Starting Location Within Interval (ms)
1	3	50.9	11	1106	1077	1293
2	2	77.8	18	1836	-	1235
3	3	60.7	5	1069	1635	1092
4	2	77.2	13	1916	-	1343
5	2	91.6	13	1465	-	1466
6	2	56.8	17	1783	-	376
7	1	59.5	20	-	-	131
8	1	66.5	12	-	-	1024
Detection Check (1=Detection; 0=No Detection)						0

Trail Number			28			
Number of Bursts in Trial			9			
Chirp Center Frequency			5523			
Burst	No. of Pulses	Pulse Width (us)	Chirp Width (MHz)	Pulse 1-to-2 Spacing (us)	Pulse 2-to-3 Spacing (us)	Starting Location Within Interval (ms)
1	2	72	9	1092	-	965
2	2	89.2	6	1550	-	1226
3	1	81.2	12	-	-	277
4	2	80.6	15	1616	-	458
5	2	62.8	10	1812	-	748
6	1	71	8	-	-	434
7	2	69.3	6	1027	-	1111
8	2	77.2	13	1076	-	638
9	2	65.4	5	1582	-	278
Detection Check (1=Detection; 0=No Detection)						1

Trail Number			29			
Number of Bursts in Trial			10			
Chirp Center Frequency			5525			
Burst	No. of Pulses	Pulse Width (us)	Chirp Width (MHz)	Pulse 1-to-2 Spacing (us)	Pulse 2-to-3 Spacing (us)	Starting Location Within Interval (ms)
1	1	51.5	19	-	-	151
2	1	82.3	13	-	-	1071
3	3	78.3	8	1115	1740	646
4	2	99	14	1101	-	709
5	3	98.8	7	1819	945	556
6	2	80.9	19	922	-	567
7	2	64	12	953	-	581
8	1	79	20	-	-	798
9	1	68	8	-	-	112
10	2	50.4	13	1587	-	26
Detection Check (1=Detection; 0=No Detection)						1

Trail Number			30			
Number of Bursts in Trial			11			
Chirp Center Frequency			5526			
Burst	No. of Pulses	Pulse Width (us)	Chirp Width (MHz)	Pulse 1-to-2 Spacing (us)	Pulse 2-to-3 Spacing (us)	Starting Location Within Interval (ms)
1	3	57.8	5	1324	1716	82
2	2	70.1	20	1733	-	587
3	2	95.2	13	1188	-	789
4	3	84.6	20	1042	1259	1021
5	3	96.5	7	1329	1596	16
6	2	84.3	15	1606	-	708
7	3	53.5	19	1783	1458	738
8	3	74.9	5	1599	1891	466
9	3	53.8	7	1494	1467	252
10	2	60.5	14	1319	-	464
11	1	73.3	10	-	-	845
Detection Check (1=Detection; 0=No Detection)						1

Type 6 Radar Statistical Performance

Trail #	Test Freq. (MHz)	Pulses / Hop	Pulse Width (us)	PRI (us)	1=Detection 0=No Detection
1	5510	9	1	333	1
2	5510	9	1	333	1
3	5510	9	1	333	1
4	5510	9	1	333	1
5	5510	9	1	333	1
6	5510	9	1	333	0
7	5510	9	1	333	1
8	5510	9	1	333	1
9	5510	9	1	333	1
10	5510	9	1	333	1
11	5510	9	1	333	1
12	5510	9	1	333	1
13	5510	9	1	333	1
14	5510	9	1	333	1
15	5510	9	1	333	1
16	5510	9	1	333	1
17	5510	9	1	333	1
18	5510	9	1	333	1
19	5510	9	1	333	1
20	5510	9	1	333	1
21	5510	9	1	333	1
22	5510	9	1	333	0
23	5510	9	1	333	1
24	5510	9	1	333	1
25	5510	9	1	333	1
26	5510	9	1	333	1
27	5510	9	1	333	1
28	5510	9	1	333	1
29	5510	9	1	333	1
30	5510	9	1	333	1
Detection Percentage (%)					93.33
Limit					70%
Test Result					**Complied**

Modulation Mode: 802.11ac (VHT80)

Type 1 Radar Statistical Performance

Trail #	Test Freq. (MHz)	Pulse Repetition Frequency Number	Pulse Repetition Frequency (Pulse Per Second)	PRI (us)	1=Detection 0=No Detection
1	5516	1	1930.5	518	1
2	5517	23	326.2	3066	1
3	5518	19	1139.0	878	1
4	5519	12	1355.0	738	1
5	5520	4	1730.1	578	1
6	5521	8	1519.8	658	1
7	5522	15	1253.1	798	1
8	5523	6	1618.1	618	1
9	5524	14	1285.3	778	1
10	5525	3	1792.1	558	1
11	5526	13	1319.3	758	1
12	5527	9	1474.9	678	1
13	5528	7	1567.4	638	1
14	5529	17	1193.3	838	1
15	5530	10	1432.7	698	1
16	5531	-	1692.0	591	1
17	5532	-	328.1	3048	1
18	5533	-	373.4	2678	1
19	5534	-	574.4	1741	1
20	5535	-	1216.5	822	1
21	5536	-	801.3	1248	1
22	5537	-	488.5	2047	1
23	5538	-	956.0	1046	1
24	5539	-	517.6	1932	1
25	5540	-	1422.5	703	1
26	5541	-	542.0	1845	0
27	5542	-	741.3	1349	1
28	5543	-	881.8	1134	1
29	5544	-	427.4	2340	1
30	5545	-	628.9	1590	1
Detection Percentage (%)					96.67
Limit					60%
Test Result					**Complied**

Type 2 Radar Statistical Performance

Trail #	Test Freq. (MHz)	Pulse Width (us)	PRI (us)	Pulses / Burst	1=Detection 0=No Detection
1	5516	2.6	221	23	1
2	5517	4.6	198	27	1
3	5518	1.1	184	29	1
4	5519	4.8	203	24	0
5	5520	2.4	162	25	1
6	5521	3.4	204	28	1
7	5522	2.3	170	27	1
8	5523	3.5	184	23	1
9	5524	4.9	150	27	1
10	5525	4.6	211	29	1
11	5526	2.9	158	23	1
12	5527	2.6	226	27	1
13	5528	1.6	204	26	1
14	5529	3.9	181	25	1
15	5530	4.6	202	24	1
16	5531	4.1	194	27	1
17	5532	2.3	193	28	1
18	5533	3.9	173	29	0
19	5534	4.3	188	23	1
20	5535	1.5	215	26	1
21	5536	4.9	227	27	1
22	5537	1.1	199	23	1
23	5538	4.5	155	29	1
24	5539	4.0	190	27	1
25	5540	2.4	151	23	1
26	5541	2.5	180	28	1
27	5542	2.5	228	23	0
28	5543	2.5	203	25	1
29	5544	1.5	188	25	1
30	5545	1.9	217	24	1
Detection Percentage (%)					90.00
Limit					60%
Test Result					**Complied**

Type 3 Radar Statistical Performance

Trail #	Test Freq. (MHz)	Pulse Width (us)	PRI (us)	Pulses / Burst	1=Detection 0=No Detection
1	5516	8.0	205	16	1
2	5517	6.7	382	18	1
3	5518	8.6	418	16	1
4	5519	9.4	351	17	1
5	5520	7.4	383	18	1
6	5521	9.8	232	16	1
7	5522	9.1	377	17	1
8	5523	9.6	457	16	0
9	5524	8.0	471	18	1
10	5525	9.0	304	18	1
11	5526	8.0	316	17	0
12	5527	9.8	325	16	1
13	5528	8.0	409	17	1
14	5529	9.9	200	17	0
15	5530	8.8	458	16	1
16	5531	8.0	232	18	1
17	5532	8.3	250	16	1
18	5533	8.7	270	16	1
19	5534	7.7	350	17	1
20	5535	7.1	230	16	1
21	5536	7.3	416	18	1
22	5537	7.6	498	18	1
23	5538	7.3	286	17	1
24	5539	7.3	287	16	1
25	5540	7.5	462	17	1
26	5541	6.2	300	17	0
27	5542	6.4	323	18	0
28	5543	7.1	420	16	0
29	5544	7.2	395	18	1
30	5545	8.4	377	16	1
Detection Percentage (%)					80.00
Limit					60%
Test Result					**Complied**

Type 4 Radar Statistical Performance

Trail #	*Test Freq. (MHz)*	*Pulse Width (us)*	*PRI (us)*	*Pulses / Burst*	*1=Detection 0=No Detection*
1	5516	18.0	242	15	1
2	5517	19.9	279	12	1
3	5518	12.9	487	14	1
4	5519	15.0	452	13	1
5	5520	16.3	230	12	0
6	5521	19.8	238	13	1
7	5522	18.2	420	16	1
8	5523	16.3	452	15	1
9	5524	14.2	495	12	1
10	5525	17.8	228	16	1
11	5526	19.1	211	16	0
12	5527	18.4	283	15	1
13	5528	11.8	411	12	1
14	5529	14.2	284	13	0
15	5530	13.9	202	12	1
16	5531	17.8	340	14	1
17	5532	15.6	290	16	1
18	5533	14.6	250	16	1
19	5534	14.4	484	15	0
20	5535	18.9	387	13	1
21	5536	11.1	348	15	1
22	5537	13.8	291	16	1
23	5538	14.3	295	12	1
24	5539	12.5	300	12	0
25	5540	12.5	322	14	1
26	5541	12.5	383	13	1
27	5542	15.7	322	16	0
28	5543	19.8	469	13	1
29	5544	18.6	406	15	1
30	5545	15.9	238	14	1
Detection Percentage (%)					80.00
Limit					60%
Test Result					**Complied**

Total Type 1~4 Radar Statistical Performance

Radar Type #	Detection Percentage (%)
1	96.67
2	90.00
3	80.00
4	80.00
Aggregate (Radar Types 1-4)	86.67
Limit	80%
Test Result	**Complied**

Type 5 Radar Statistical Performance

Trail #	*Test Freq. (MHz)*	1=Detection 0=No Detection	Trail #	*Test Freq. (MHz)*	1=Detection 0=No Detection	Trail #	*Test Freq. (MHz)*	1=Detection 0=No Detection
1	5490	0	11	5520	1	21	5550	1
2	5491	1	12	5525	1	22	5555	1
3	5492	1	13	5528	1	23	5560	1
4	5493	1	14	5529	1	24	5564	1
5	5494	1	15	5530	1	25	5565	1
6	5495	1	16	5531	1	26	5566	1
7	5500	1	17	5532	1	27	5567	1
8	5505	1	18	5535	0	28	5568	1
9	5510	1	19	5540	1	29	5569	0
10	5515	1	20	5545	1	30	5570	0
Detection Percentage (%)								86.67
Limit								80%
Test Result								**Complied**

Trail Number			1			
Number of Bursts in Trial			8			
Chirp Center Frequency			5490			
Burst	No. of Pulses	Pulse Width (us)	Chirp Width (MHz)	Pulse 1-to-2 Spacing (us)	Pulse 2-to-3 Spacing (us)	Starting Location Within Interval (ms)
1	1	62.3	8	-	-	346
2	2	51.2	15	1745	-	1205
3	3	93.6	5	957	1634	674
4	3	68.2	12	1668	1573	384
5	3	83.1	8	1188	1888	876
6	1	56.7	18	-	-	376
7	2	60.6	18	1874	-	1409
8	3	75.5	13	1263	1683	1378
Detection Check (1=Detection; 0=No Detection)						0

Trail Number			2			
Number of Bursts in Trial			9			
Chirp Center Frequency			5491			
Burst	No. of Pulses	Pulse Width (us)	Chirp Width (MHz)	Pulse 1-to-2 Spacing (us)	Pulse 2-to-3 Spacing (us)	Starting Location Within Interval (ms)
1	1	99.6	13	-	-	217
2	2	54.8	15	1727	-	982
3	3	91.1	15	1120	1826	941
4	2	76.2	7	1638	-	477
5	1	88.9	13	-	-	259
6	1	83	9	-	-	892
7	1	83.9	12	-	-	320
8	2	55.9	15	1613	-	445
9	1	96.1	13	-	-	779
Detection Check (1=Detection; 0=No Detection)						1

Trail Number			3			
Number of Bursts in Trial			10			
Chirp Center Frequency			5492			
Burst	No. of Pulses	Pulse Width (us)	Chirp Width (MHz)	Pulse 1-to-2 Spacing (us)	Pulse 2-to-3 Spacing (us)	Starting Location Within Interval (ms)
1	2	82	6	1246	-	1017
2	1	93.2	13	-	-	760
3	2	61.3	13	1175	-	327
4	1	52.8	8	-	-	824
5	3	70.6	19	929	1076	115
6	1	80.3	17	-	-	325
7	1	83.2	15	-	-	679
8	2	94	9	1805	-	888
9	2	67	8	1486	-	849
10	1	56.4	20	-	-	813
Detection Check (1=Detection; 0=No Detection)						1

Trail Number			4			
Number of Bursts in Trial			11			
Chirp Center Frequency			5493			
Burst	No. of Pulses	Pulse Width (us)	Chirp Width (MHz)	Pulse 1-to-2 Spacing (us)	Pulse 2-to-3 Spacing (us)	Starting Location Within Interval (ms)
1	3	90.5	8	1149	1612	35
2	3	54.5	8	1094	1525	1014
3	1	57.1	18	-	-	827
4	2	98.6	20	1292	-	83
5	2	62.9	12	1433	-	676
6	1	71.1	15	-	-	708
7	1	96.7	5	-	-	711
8	1	64.3	5	-	-	484
9	3	61.2	8	1075	1524	444
10	2	79.2	13	1877	-	797
11	2	79.3	20	1313	-	288
Detection Check (1=Detection; 0=No Detection)						1

Trail Number			5			
Number of Bursts in Trial			12			
Chirp Center Frequency			5494			
Burst	No. of Pulses	Pulse Width (us)	Chirp Width (MHz)	Pulse 1-to-2 Spacing (us)	Pulse 2-to-3 Spacing (us)	Starting Location Within Interval (ms)
1	1	89.5	13	-	-	20
2	3	71.8	11	1446	1549	117
3	3	53.7	15	1100	1517	485
4	2	99.3	11	1571	-	334
5	3	56.8	6	1594	1280	468
6	1	97.4	11	-	-	213
7	2	67.6	13	1831	-	14
8	3	77.1	8	1683	1337	267
9	1	98.5	17	-	-	544
10	3	58.3	13	1924	1829	159
11	1	98.4	14	-	-	380
12	1	79.3	11	-	-	257
Detection Check (1=Detection; 0=No Detection)						1

Trail Number			6			
Number of Bursts in Trial			13			
Chirp Center Frequency			5495			
Burst	No. of Pulses	Pulse Width (us)	Chirp Width (MHz)	Pulse 1-to-2 Spacing (us)	Pulse 2-to-3 Spacing (us)	Starting Location Within Interval (ms)
1	2	53.8	14	1631	-	768
2	1	90	17	-	-	530
3	3	87.2	18	1115	1297	157
4	2	82	11	1728	-	892
5	3	69.8	7	1641	1779	196
6	2	63.1	20	1836	-	331
7	1	59.8	6	-	-	495
8	3	78.5	19	941	1921	546
9	1	85.7	6	-	-	219
10	3	67.7	9	1834	1450	534
11	2	84.5	15	1376	-	282
12	2	99.3	13	1570	-	486
13	2	80.2	8	1088	-	67
Detection Check (1=Detection; 0=No Detection)						1

Trail Number			7			
Number of Bursts in Trial			14			
Chirp Center Frequency			5500			
Burst	No. of Pulses	Pulse Width (us)	Chirp Width (MHz)	Pulse 1-to-2 Spacing (us)	Pulse 2-to-3 Spacing (us)	Starting Location Within Interval (ms)
1	3	80.8	10	1061	1124	389
2	2	81	9	1479	-	234
3	2	87.6	17	1247	-	577
4	2	94.7	18	1041	-	572
5	2	78	18	1267	-	313
6	1	95.5	14	-	-	52
7	2	97.6	15	1215	-	57
8	3	88	9	1349	1598	171
9	2	69.7	17	1711	-	769
10	2	96.5	17	1431	-	168
11	2	96.9	6	1871	-	124
12	3	66.4	10	1824	1468	766
13	1	78.8	10	-	-	537
14	3	87.6	6	1080	1159	714
Detection Check (1=Detection; 0=No Detection)						1

Trail Number			8			
Number of Bursts in Trial			15			
Chirp Center Frequency			5505			
Burst	No. of Pulses	Pulse Width (us)	Chirp Width (MHz)	Pulse 1-to-2 Spacing (us)	Pulse 2-to-3 Spacing (us)	Starting Location Within Interval (ms)
1	2	71.8	14	1432	-	573
2	2	65.9	19	1762	-	314
3	2	74.7	6	1754	-	377
4	3	81.7	5	1133	974	216
5	3	57.8	14	1176	1712	129
6	1	80.6	6	-	-	341
7	3	99.3	17	1268	1876	165
8	1	79.8	12	-	-	618
9	3	83	11	990	1738	589
10	3	71.5	11	1473	1255	6
11	1	77.4	11	-	-	127
12	2	84.8	12	1390	-	515
13	2	64.6	12	1653	-	148
14	2	92.9	12	1881	-	519
15	1	71.3	6	-	-	301
Detection Check (1=Detection; 0=No Detection)						1

Trail Number			9			
Number of Bursts in Trial			16			
Chirp Center Frequency			5510			
Burst	No. of Pulses	Pulse Width (us)	Chirp Width (MHz)	Pulse 1-to-2 Spacing (us)	Pulse 2-to-3 Spacing (us)	Starting Location Within Interval (ms)
1	2	55.4	9	1318	-	383
2	2	80.8	18	1710	-	534
3	1	88.8	9	-	-	495
4	2	78	12	1818	-	92
5	1	78.5	12	-	-	108
6	2	55	13	1219	-	123
7	2	75.9	20	1004	-	123
8	2	70.9	7	1820	-	546
9	2	71.7	18	1559	-	476
10	2	73.9	19	1232	-	235
11	1	59.2	20	-	-	424
12	1	55.7	9	-	-	391
13	3	60.9	12	1144	1370	198
14	2	60.8	14	990	-	16
15	3	60.6	19	1526	1326	695
16	2	89	5	1029	-	131
Detection Check (1=Detection; 0=No Detection)						1

Trail Number			10			
Number of Bursts in Trial			17			
Chirp Center Frequency			5515			
Burst	No. of Pulses	Pulse Width (us)	Chirp Width (MHz)	Pulse 1-to-2 Spacing (us)	Pulse 2-to-3 Spacing (us)	Starting Location Within Interval (ms)
1	2	72.1	14	1119	-	488
2	3	81.4	13	1142	961	451
3	3	92.9	18	991	1147	565
4	3	81.3	18	1793	1369	285
5	3	76.4	20	1005	1793	79
6	1	61.6	18	-	-	503
7	1	66.6	19	-	-	181
8	1	53.7	12	-	-	416
9	2	58	8	1477	-	107
10	2	64	18	1791	-	141
11	2	80.3	12	1304	-	516
12	3	77.3	5	1039	1668	372
13	2	97.6	11	1593	-	163
14	1	73	6	-	-	147
15	3	65.1	8	1097	1927	102
16	2	59.5	13	1569	-	182
17	1	88.2	19	-	-	653
Detection Check (1=Detection; 0=No Detection)						1

Trail Number			11			
Number of Bursts in Trial			18			
Chirp Center Frequency			5520			
Burst	No. of Pulses	Pulse Width (us)	Chirp Width (MHz)	Pulse 1-to-2 Spacing (us)	Pulse 2-to-3 Spacing (us)	Starting Location Within Interval (ms)
1	2	56.1	12	1219	-	273
2	1	83.3	7	-	-	298
3	3	79.6	17	1218	1897	159
4	2	95.8	7	1672	-	480
5	2	79.6	8	920	-	387
6	2	88.9	11	1779	-	5
7	2	81.4	8	1645	-	201
8	2	92	6	1454	-	80
9	3	96	13	1518	1121	192
10	2	65.6	11	1798	-	349
11	2	98.7	5	1360	-	416
12	2	52.9	15	1140	-	652
13	2	76.5	8	1032	-	92
14	3	73.8	18	1719	1383	502
15	3	83.7	10	1270	1216	343
16	2	89.6	10	1141	-	108
17	2	67.2	20	1455	-	272
18	3	55.7	14	1444	1475	566
Detection Check (1=Detection; 0=No Detection)						1

Trail Number			12			
Number of Bursts in Trial			19			
Chirp Center Frequency			5525			
Burst	No. of Pulses	Pulse Width (us)	Chirp Width (MHz)	Pulse 1-to-2 Spacing (us)	Pulse 2-to-3 Spacing (us)	Starting Location Within Interval (ms)
1	2	70.6	15	1040	-	575
2	2	72.9	13	1460	-	178
3	3	88.9	5	1250	1629	191
4	3	60.3	20	1757	1822	468
5	3	92.1	19	1845	1198	476
6	1	73	5	-	-	532
7	1	50.4	15	-	-	69
8	1	66.4	10	-	-	333
9	1	79.1	18	-	-	437
10	1	71.6	20	-	-	424
11	2	95.6	13	1229	-	498
12	1	74.4	9	-	-	363
13	3	55.6	17	1263	1724	123
14	2	78.3	13	1507	-	37
15	3	54.1	13	1325	1249	192
16	2	67.1	18	1584	-	311
17	2	65.8	9	1195	-	243
18	2	50.1	12	1755	-	48
19	2	87.7	18	1359	-	180
Detection Check (1=Detection; 0=No Detection)						1

Trail Number			13			
Number of Bursts in Trial			20			
Chirp Center Frequency			5528			
Burst	No. of Pulses	Pulse Width (us)	Chirp Width (MHz)	Pulse 1-to-2 Spacing (us)	Pulse 2-to-3 Spacing (us)	Starting Location Within Interval (ms)
1	3	79.5	7	1808	1550	274
2	2	76.7	20	1632	-	573
3	3	85.9	12	1305	1496	18
4	3	86.6	14	968	1172	133
5	2	74.9	14	1348	-	48
6	3	82.2	20	1692	1310	156
7	2	53.9	13	1342	-	45
8	3	62.7	15	1839	1651	76
9	2	86.2	6	1165	-	91
10	1	63.1	11	-	-	391
11	2	82.4	6	1416	-	107
12	1	95.8	18	-	-	248
13	2	75.7	9	993	-	482
14	3	70.1	18	1563	1020	354
15	3	85.8	13	1420	1084	446
16	1	63.2	7	-	-	265
17	1	75.1	11	-	--	147
18	2	69.5	5	1802	-	256
19	1	51.8	19	-	-	422
20	2	62.3	5	1449	-	304
Detection Check (1=Detection; 0=No Detection)						1

Trail Number			14			
Number of Bursts in Trial			8			
Chirp Center Frequency			5529			
Burst	No. of Pulses	Pulse Width (us)	Chirp Width (MHz)	Pulse 1-to-2 Spacing (us)	Pulse 2-to-3 Spacing (us)	Starting Location Within Interval (ms)
1	3	74.9	5	1314	1466	1289
2	2	83.9	19	1442	-	1436
3	2	55.8	6	1147	-	240
4	2	59.4	6	1490	-	1455
5	2	78.2	15	1665	-	1312
6	2	57.3	15	1357	-	264
7	2	76.2	11	1651	-	255
8	3	59	7	1460	1109	1410
Detection Check (1=Detection; 0=No Detection)						1

Trail Number			15			
Number of Bursts in Trial			9			
Chirp Center Frequency			5530			
Burst	No. of Pulses	Pulse Width (us)	Chirp Width (MHz)	Pulse 1-to-2 Spacing (us)	Pulse 2-to-3 Spacing (us)	Starting Location Within Interval (ms)
1	3	77.7	19	1046	1568	17
2	2	98.2	20	1628	-	877
3	2	95.3	8	1540	-	1066
4	2	78.8	15	1341	-	822
5	2	52.8	20	988	-	1020
6	2	65.2	9	1480	-	602
7	2	99.5	10	1867	-	884
8	2	79.5	13	1148	-	342
9	3	50.6	13	1030	1525	1321
Detection Check (1=Detection; 0=No Detection)						1

Trail Number			16			
Number of Bursts in Trial			10			
Chirp Center Frequency			5531			
Burst	No. of Pulses	Pulse Width (us)	Chirp Width (MHz)	Pulse 1-to-2 Spacing (us)	Pulse 2-to-3 Spacing (us)	Starting Location Within Interval (ms)
1	2	97.5	11	1357	-	764
2	2	91.8	13	1896	-	298
3	1	78.5	5	-	-	1117
4	1	60.1	11	-	-	1069
5	2	96.2	10	975	-	1157
6	2	56.6	18	1626	-	701
7	1	77.1	20	-	-	323
8	2	96.3	8	1682	-	307
9	2	52.2	13	1017	-	217
10	1	92.8	15	-	-	316
Detection Check (1=Detection; 0=No Detection)						1

Trail Number			17			
Number of Bursts in Trial			11			
Chirp Center Frequency			5532			
Burst	No. of Pulses	Pulse Width (us)	Chirp Width (MHz)	Pulse 1-to-2 Spacing (us)	Pulse 2-to-3 Spacing (us)	Starting Location Within Interval (ms)
1	2	57.3	8	1220	-	792
2	3	73.1	5	1717	1679	845
3	2	54.1	14	967	-	112
4	2	98.8	19	1137	-	715
5	3	85.5	8	1068	960	301
6	2	78.5	7	1387	-	827
7	2	77.9	12	1869	-	506
8	1	81.9	10	-	-	549
9	1	50.4	9	-	-	464
10	1	75.2	8	-	-	790
11	2	92.7	7	1770	-	967
Detection Check (1=Detection; 0=No Detection)						1

Trail Number			18			
Number of Bursts in Trial			12			
Chirp Center Frequency			5535			
Burst	No. of Pulses	Pulse Width (us)	Chirp Width (MHz)	Pulse 1-to-2 Spacing (us)	Pulse 2-to-3 Spacing (us)	Starting Location Within Interval (ms)
1	2	79.1	6	1042	-	793
2	3	55.7	9	1327	1744	159
3	1	95	20	-	-	734
4	1	88.4	5	-	-	523
5	1	92.3	15	-	-	546
6	1	93.6	6	-	-	208
7	2	95.1	12	1044	-	894
8	1	59.5	17	-	-	666
9	2	98.7	17	1422	-	640
10	2	65.1	5	1104	-	320
11	1	60.2	5	-	-	60
12	1	88.7	8	-	-	823
Detection Check (1=Detection; 0=No Detection)						0

Trail Number			19			
Number of Bursts in Trial			13			
Chirp Center Frequency			5540			
Burst	No. of Pulses	Pulse Width (us)	Chirp Width (MHz)	Pulse 1-to-2 Spacing (us)	Pulse 2-to-3 Spacing (us)	Starting Location Within Interval (ms)
1	1	53.9	10	-	-	226
2	2	82.6	13	992	-	854
3	1	87.7	8	-	-	303
4	3	69	12	1696	1606	528
5	1	68.6	12	-	-	220
6	3	76.5	13	1333	1468	389
7	2	95.8	17	1380	-	57
8	2	55.6	19	1147	-	334
9	2	78.6	14	1268	-	128
10	2	65.4	17	1231	-	913
11	2	76.6	18	1883	-	518
12	1	93.2	6	-	-	596
13	2	50.2	13	1836	-	61
Detection Check (1=Detection; 0=No Detection)						1

Trail Number			20			
Number of Bursts in Trial			14			
Chirp Center Frequency			5545			
Burst	No. of Pulses	Pulse Width (us)	Chirp Width (MHz)	Pulse 1-to-2 Spacing (us)	Pulse 2-to-3 Spacing (us)	Starting Location Within Interval (ms)
1	1	60.9	13	-	-	142
2	2	81.7	15	1831	-	522
3	2	78.5	5	1396	-	790
4	2	98.2	6	1652	-	3
5	1	64.1	12	-	-	414
6	3	53	18	1862	1902	157
7	2	62.3	15	1490	-	248
8	2	87	11	1411	-	576
9	2	78.4	8	1090	-	737
10	2	87.2	7	967	-	343
11	3	71	13	1662	1841	105
12	2	77.2	5	1557	-	601
13	1	94.4	15	-	-	108
14	1	90.6	13	-	-	506
Detection Check (1=Detection; 0=No Detection)						1

Trail Number			21			
Number of Bursts in Trial			15			
Chirp Center Frequency			5550			
Burst	No. of Pulses	Pulse Width (us)	Chirp Width (MHz)	Pulse 1-to-2 Spacing (us)	Pulse 2-to-3 Spacing (us)	Starting Location Within Interval (ms)
1	3	76.5	8	1870	1326	385
2	2	95.3	13	1162	-	73
3	3	58.9	9	1586	1909	742
4	2	73.1	13	1460	-	330
5	2	73.1	12	1488	-	25
6	2	75.1	5	1331	-	418
7	3	98.5	11	936	1532	214
8	3	72.5	13	1110	1903	387
9	3	67.4	12	1567	1513	80
10	2	76.1	12	1005	-	277
11	2	94.3	17	1413	-	314
12	2	72.8	12	1778	-	66
13	2	90.9	14	1793	-	147
14	3	94.8	11	1012	1742	441
15	3	95	12	912	1641	609
Detection Check (1=Detection; 0=No Detection)						1

Trail Number			22			
Number of Bursts in Trial			16			
Chirp Center Frequency			5555			
Burst	No. of Pulses	Pulse Width (us)	Chirp Width (MHz)	Pulse 1-to-2 Spacing (us)	Pulse 2-to-3 Spacing (us)	Starting Location Within Interval (ms)
1	1	96.7	9	-	-	308
2	2	78.3	13	1045	-	27
3	1	56.5	12	-	-	74
4	3	88.5	14	1119	1020	629
5	2	62.4	9	1436	-	548
6	2	78.2	5	1147	-	341
7	3	76.8	14	1069	1575	360
8	2	91.6	18	978	-	602
9	2	93.7	5	1130	-	623
10	2	97.4	8	1100	-	256
11	3	90.1	6	1629	1375	108
12	2	79.9	18	1809	-	183
13	2	83	10	1370	-	477
14	2	89.1	13	1239	-	484
15	2	58.3	8	1321	-	276
16	1	85.2	13	-	-	22
Detection Check (1=Detection; 0=No Detection)						1

Trail Number			23			
Number of Bursts in Trial			17			
Chirp Center Frequency			5560			
Burst	No. of Pulses	Pulse Width (us)	Chirp Width (MHz)	Pulse 1-to-2 Spacing (us)	Pulse 2-to-3 Spacing (us)	Starting Location Within Interval (ms)
1	3	60	10	1097	1748	56
2	3	66.3	13	1391	1430	421
3	2	88.5	15	1040	-	583
4	2	72.1	8	1526	-	161
5	1	72.3	8	-	-	450
6	2	67.3	7	1022	-	48
7	2	56.1	12	1325	-	661
8	1	83.5	11	-	-	695
9	3	99.4	13	1490	938	405
10	1	54.2	12	-	-	126
11	3	92.7	17	1251	1631	365
12	3	95.1	17	1741	1162	57
13	2	84	9	1597	-	167
14	1	68.5	18	-	-	512
15	1	76.5	20	-	-	185
16	3	86.6	11	1774	1875	457
17	2	62.2	9	1563	-	492
Detection Check (1=Detection; 0=No Detection)						1

Trail Number			24			
Number of Bursts in Trial			18			
Chirp Center Frequency			5564			
Burst	No. of Pulses	Pulse Width (us)	Chirp Width (MHz)	Pulse 1-to-2 Spacing (us)	Pulse 2-to-3 Spacing (us)	Starting Location Within Interval (ms)
1	1	86.6	19	-	-	621
2	2	95.3	17	926	-	128
3	1	76.2	12	-	-	251
4	3	71.4	19	1287	1404	269
5	3	51.7	12	1564	1339	633
6	2	77	5	1899	-	615
7	1	87.5	12	-	-	375
8	3	59	17	1327	1615	610
9	2	78.3	15	1551	-	548
10	2	89.7	5	1718	-	456
11	2	92.1	7	1403	-	12
12	2	97.3	14	1338	-	596
13	3	80.3	20	1354	1563	484
14	1	98.2	8	-	-	428
15	3	94.4	13	1795	1829	512
16	2	90.4	13	1105	-	342
17	2	73.6	19	1787	-	292
18	1	82.9	7	-	-	618
Detection Check (1=Detection; 0=No Detection)						1

Trail Number			25			
Number of Bursts in Trial			19			
Chirp Center Frequency			5565			
Burst	No. of Pulses	Pulse Width (us)	Chirp Width (MHz)	Pulse 1-to-2 Spacing (us)	Pulse 2-to-3 Spacing (us)	Starting Location Within Interval (ms)
1	1	90	18	-	-	173
2	1	65.3	19	-	-	245
3	2	82.6	10	1756	-	127
4	2	93.9	18	1557	-	287
5	2	50.5	13	1479	-	282
6	1	68	7	-	-	176
7	3	88.4	11	1244	1076	568
8	3	66.8	11	1288	1909	448
9	2	88	12	1450	-	527
10	3	51.1	6	1797	1935	195
11	2	93.8	13	1073	-	184
12	1	83.5	10	-	-	506
13	2	96.9	12	1047	-	267
14	3	87.2	18	1521	1450	243
15	2	60.1	8	1545	-	291
16	3	98	10	1842	1402	554
17	3	57	19	1665	1732	143
18	1	74.3	14	-	-	31
19	2	57.8	10	1576	-	609
Detection Check (1=Detection; 0=No Detection)						1

Trail Number			26			
Number of Bursts in Trial			20			
Chirp Center Frequency			5566			
Burst	No. of Pulses	Pulse Width (us)	Chirp Width (MHz)	Pulse 1-to-2 Spacing (us)	Pulse 2-to-3 Spacing (us)	Starting Location Within Interval (ms)
1	2	92.8	9	1222	-	531
2	2	52.4	8	1547	-	168
3	3	56.8	7	1158	1184	193
4	1	91.2	7	-	-	565
5	3	61.2	10	1558	1664	387
6	3	62	7	1518	1656	391
7	2	69	5	1531	-	327
8	2	67.3	18	1064	-	25
9	1	94.1	5	-	-	78
10	2	76	17	1190	-	222
11	2	81.9	12	1815	-	96
12	2	57.9	8	1594	-	277
13	3	68.3	19	1427	1540	41
14	2	53.3	7	1713	-	48
15	2	85.3	15	1136	-	48
16	1	65.3	20	-	-	57
17	3	79.8	20	923	1259	48
18	2	56.9	20	1357	-	483
19	2	93	9	1686	-	73
20	2	82.8	10	944	-	352
Detection Check (1=Detection; 0=No Detection)						1

Trail Number			27			
Number of Bursts in Trial			8			
Chirp Center Frequency			5567			
Burst	No. of Pulses	Pulse Width (us)	Chirp Width (MHz)	Pulse 1-to-2 Spacing (us)	Pulse 2-to-3 Spacing (us)	Starting Location Within Interval (ms)
1	3	50.9	11	1106	1077	1293
2	2	77.8	18	1836	-	1235
3	3	60.7	5	1069	1635	1092
4	2	77.2	13	1916	-	1343
5	2	91.6	13	1465	-	1466
6	2	56.8	17	1783	-	376
7	1	59.5	20	-	-	131
8	1	66.5	12	-	-	1024
Detection Check (1=Detection; 0=No Detection)						1

Trail Number			28			
Number of Bursts in Trial			9			
Chirp Center Frequency			5568			
Burst	No. of Pulses	Pulse Width (us)	Chirp Width (MHz)	Pulse 1-to-2 Spacing (us)	Pulse 2-to-3 Spacing (us)	Starting Location Within Interval (ms)
1	2	72	9	1092	-	965
2	2	89.2	6	1550	-	1226
3	1	81.2	12	-	-	277
4	2	80.6	15	1616	-	458
5	2	62.8	10	1812	-	748
6	1	71	8	-	-	434
7	2	69.3	6	1027	-	1111
8	2	77.2	13	1076	-	638
9	2	65.4	5	1582	-	278
Detection Check (1=Detection; 0=No Detection)						1

Trail Number			29			
Number of Bursts in Trial			10			
Chirp Center Frequency			5569			
Burst	No. of Pulses	Pulse Width (us)	Chirp Width (MHz)	Pulse 1-to-2 Spacing (us)	Pulse 2-to-3 Spacing (us)	Starting Location Within Interval (ms)
1	1	51.5	19	-	-	151
2	1	82.3	13	-	-	1071
3	3	78.3	8	1115	1740	646
4	2	99	14	1101	-	709
5	3	98.8	7	1819	945	556
6	2	80.9	19	922	-	567
7	2	64	12	953	-	581
8	1	79	20	-	-	798
9	1	68	8	-	-	112
10	2	50.4	13	1587	-	26
Detection Check (1=Detection; 0=No Detection)						0

Trail Number			30			
Number of Bursts in Trial			11			
Chirp Center Frequency			5570			
Burst	No. of Pulses	Pulse Width (us)	Chirp Width (MHz)	Pulse 1-to-2 Spacing (us)	Pulse 2-to-3 Spacing (us)	Starting Location Within Interval (ms)
1	3	57.8	5	1324	1716	82
2	2	70.1	20	1733	-	587
3	2	95.2	13	1188	-	789
4	3	84.6	20	1042	1259	1021
5	3	96.5	7	1329	1596	16
6	2	84.3	15	1606	-	708
7	3	53.5	19	1783	1458	738
8	3	74.9	5	1599	1891	466
9	3	53.8	7	1494	1467	252
10	2	60.5	14	1319	-	464
11	1	73.3	10	-	-	845
Detection Check (1=Detection; 0=No Detection)						0

Type 6 Radar Statistical Performance

Trail #	Test Freq. (MHz)	Pulses / Hop	Pulse Width (us)	PRI (us)	1=Detection 0=No Detection
1	5530	9	1	333	1
2	5530	9	1	333	1
3	5530	9	1	333	1
4	5530	9	1	333	1
5	5530	9	1	333	1
6	5530	9	1	333	1
7	5530	9	1	333	1
8	5530	9	1	333	1
9	5530	9	1	333	1
10	5530	9	1	333	1
11	5530	9	1	333	1
12	5530	9	1	333	1
13	5530	9	1	333	1
14	5530	9	1	333	1
15	5530	9	1	333	1
16	5530	9	1	333	1
17	5530	9	1	333	1
18	5530	9	1	333	1
19	5530	9	1	333	1
20	5530	9	1	333	1
21	5530	9	1	333	1
22	5530	9	1	333	1
23	5530	9	1	333	1
24	5530	9	1	333	1
25	5530	9	1	333	1
26	5530	9	1	333	1
27	5530	9	1	333	0
28	5530	9	1	333	1
29	5530	9	1	333	1
30	5530	9	1	333	1
Detection Percentage (%)					96.67
Limit					70%
Test Result					**Complied**

4 Test Equipment and Calibration Data

Instrument	Manufacturer	Model No.	Serial No.	Characteristics	Calibration Date	Remark
Spectrum analyzer	R&S	FSP40	100142	9kHz~40GHz	Oct. 15, 2014	DF01-CB
Signal generator	R&S	SMU200A	102782	25MHz-6GHz	Nov. 29, 2014	DF01-CB
RF Power Divider	ANAREN	2 Way	DFS-01-DV-02	1GHz ~ 6GHz	Jan. 10, 2015	DF01-CB
RF Power Divider	MTJ	2Way	DFS-01-DV-03	1GHz ~ 6GHz	Jan. 10, 2015	DF01-CB
RF Power Divider	ANAREN	4 Way	DFS-01-DV-01	1GHz ~ 6GHz	Jan. 10, 2015	DF01-CB
Horn Antenna	COM-POWER	AH-118	071187	1GHz – 18GHz	Aug. 26, 2014	DF01-CB
Horn Antenna	COM-POWER	AH-118	071042	1GHz – 18GHz	Dec. 03, 2014	DF01-CB
RF Cable-high	Woken	RG402	High Cable-57	1 GHz –18 GHz	Nov. 15, 2014	DF01-CB
RF Cable-high	Woken	RG402	High Cable-58	1 GHz –18 GHz	Nov. 15, 2014	DF01-CB

Note: Calibration Interval of instruments listed above is one year.

5 Measurement Uncertainty

Test Items	Uncertainty	Remark
Radiated Emission	2.9 dB	Confidence levels of 95%