FCC Test Report

FCC ID	:	**UIDTG3442**
Equipment	:	**Wireless Gateway**
Brand Name	:	**ARRIS**
Model Name	:	**TG3442**
Applicant	:	**ARRIS** **3871 Lakefield Drive, Suite 300, Suwanee, GA 30024**
Manufacturer	:	**ARRIS** **3871 Lakefield Drive, Suite 300, Suwanee, GA 30024**
Standard	:	**47 CFR FCC Part 15.247**

The product was received on Mar. 30, 2020, and testing was started from Apr. 01, 2020 and completed on Apr. 11, 2020. We, SPORTON INTERNATIONAL INC. EMC & Wireless Communications Laboratory, would like to declare that the tested sample has been evaluated in accordance with the procedures given in ANSI C63.10-2013 and shown compliance with the applicable technical standards.

The report must not be used by the client to claim product certification, approval, or endorsement by TAF or any agency of government.

The test results in this report apply exclusively to the tested model / sample. Without written approval of SPORTON INTERNATIONAL INC. EMC & Wireless Communications Laboratory, the test report shall not be reproduced except in full.

Approved by: Allen Lin

SPORTON INTERNATIONAL INC. EMC & Wireless Communications Laboratory

No. 52, Huaya 1st Rd., Guishan Dist., Taoyuan City, Taiwan (R.O.C.)

Table of Contents

HISTORY OF THIS TEST REPORT **3**

SUMMARY OF TEST RESULT **4**

1 GENERAL DESCRIPTION **5**

1.1 Information 5
1.2 Testing Applied Standards 7
1.3 Testing Location Information 7
1.4 Measurement Uncertainty 8

2 TEST CONFIGURATION OF EUT **9**

2.1 Test Condition 9
2.2 Test Channel Mode 9
2.3 The Worst Case Measurement Configuration 10
2.4 Accessories 11
2.5 Support Equipment 11
2.6 Test Setup Diagram 12

3 TRANSMITTER TEST RESULT **13**

3.1 AC Power-line Conducted Emissions 13
3.2 DTS Bandwidth 15
3.3 Maximum Conducted Output Power 16
3.4 Power Spectral Density 18
3.5 Emissions in Non-restricted Frequency Bands 19
3.6 Emissions in Restricted Frequency Bands 20

4 TEST EQUIPMENT AND CALIBRATION DATA **24**

APPENDIX A. TEST RESULTS OF AC POWER-LINE CONDUCTED EMISSIONS

APPENDIX B. TEST RESULTS OF DTS BANDWIDTH

APPENDIX C. TEST RESULTS OF MAXIMUM CONDUCTED OUTPUT POWER

APPENDIX D. TEST RESULTS OF POWER SPECTRAL DENSITY

APPENDIX E. TEST RESULTS OF EMISSIONS IN NON-RESTRICTED FREQUENCY BANDS

APPENDIX F. TEST RESULTS OF EMISSIONS IN RESTRICTED FREQUENCY BANDS

APPENDIX G. TEST PHOTOS

PHOTOGRAPHS OF EUT V01

History of this test report

Report No.	Version	Description	Issued Date
FR030703AC	01	Initial issue of report	Jun. 04, 2020
FR030703AC	02	Revised received date. This report is the latest version replacing for the report issued on Jun. 04, 2020.	Jun. 16, 2020

Summary of Test Result

Report Clause	Ref. Std. Clause	Test Items	Result (PASS/FAIL)	Remark
1.1.2	15.203	Antenna Requirement	PASS	-
3.1	15.207	AC Power-line Conducted Emissions	PASS	-
3.2	15.247(a)	DTS Bandwidth	PASS	-
3.3	15.247(b)	Maximum Conducted Output Power	PASS	-
3.4	15.247(e)	Power Spectral Density	PASS	-
3.5	15.247(d)	Emissions in Non-restricted Frequency Bands	PASS	-
3.6	15.247(d)	Emissions in Restricted Frequency Bands	PASS	-

Declaration of Conformity:
The test results with all measurement uncertainty excluded are presented in accordance with the regulation limits or requirements declared by manufacturers.
Comments and explanations:
None

Reviewed by: Sam Tsai

Report Producer: Amber Chiu

1 General Description

1.1 Information

1.1.1 RF General Information

Frequency Range (MHz)	IEEE Std. 802.11	Ch. Frequency (MHz)	Channel Number
2400-2483.5	b, g, n (HT20)	2412-2462	1-11 [11]
2400-2483.5	n (HT40)	2422-2452	3-9 [7]

Band	Mode	BWch (MHz)	Nant
2.4-2.4835GHz	802.11b	20	1TX(Port1)
2.4-2.4835GHz	802.11b	20	3TX
2.4-2.4835GHz	802.11g	20	3TX
2.4-2.4835GHz	802.11n HT20	20	3TX
2.4-2.4835GHz	802.11n HT40	40	3TX

Note:
- 11b mode uses a combination of DSSS-DBPSK, DQPSK, CCK modulation.
- 11g, HT20 and HT40 use a combination of OFDM-BPSK, QPSK, 16QAM, 64QAM modulation.
- VHT20, VHT40 use a combination of OFDM-BPSK, QPSK, 16QAM, 64QAM, 256QAM modulation.
- BWch is the nominal channel bandwidth.

1.1.2 Antenna Information

Ant.	Brand	Model Name	Antenna Type	Connector	Support
1	Galtronics	02036073-06325A2	PIFA antenna	mini-muruta	2.4G
2	Galtronics	02036073-06325B2	PIFA antenna	mini-muruta	2.4G
3	Galtronics	02036073-06325B1	PIFA antenna	mini-muruta	2.4G
4	Galtronics	02036142-06325A1	PIFA antenna	mini-muruta	5G
5	Galtronics	02036142-06325B1	PIFA antenna	mini-muruta	5G
6	Galtronics	02036142-06325B2	PIFA antenna	mini-muruta	5G
7	Galtronics	02036142-06325A2	PIFA antenna	mini-muruta	5G

Ant.	Peak Gain (dBi)					
	2.4G	5G				
		5150MHz	5250MHz	5350MHz	5725MHz	5825MHz
1~3	3.5	-	-	-	-	-
4~7	-	4.66	4.93	4.98	5.06	5.53

Ant.	Correlated Gain (dBi)					
	2.4G	5G				
		5150MHz	5250MHz	5350MHz	5725MHz	5825MHz
1~3	4.03	-	-	-	-	-
4~7	-	6.50	7.43	7.20	7.02	6.78

Note 1: The EUT has seven antennas.

For 2.4GHz function:

For IEEE 802.11 b mode (1TX/1RX)

Ant. 1 could transmit/receive.

For IEEE 802.11 b/g/n mode (3TX/3RX)

Ant. 1 ~ 3 could transmit/receive simultaneously.

For 5GHz function:

For IEEE 802.11 a/n/ac mode (4TX/4RX)

Ant. 4~7 could transmit/receive simultaneously.

.

1.1.3 EUT Information

Operational Condition				
EUT Power Type	From AC Adapter			
EUT Function	☒	Point-to-multipoint	☐	Point-to-point
Beamforming Function	☐	With beamforming	☒	Without beamforming

Type of EUT		
☒	Stand-alone	
☐	Combined (EUT where the radio part is fully integrated within another device)	
	Combined Equipment - Brand Name / Model No.:	…
☐	Plug-in radio (EUT intended for a variety of host systems)	
	Host System - Brand Name / Model No.:	…
☐	Other:	

1.1.4 Mode Test Duty Cycle

Mode	DC	DCF(dB)	T(s)	VBW(Hz) ≥ 1/T
802.11b_Nss1,(1Mbps)_1TX(Port1)	0.924	0.34	8.419m	300
802.11b_Nss1,(1Mbps)_3TX	0.932	0.31	8.418m	300
802.11g_Nss1,(6Mbps)_3TX	0.659	1.81	1.398m	1k
802.11n HT20_Nss1,(MCS0)_3TX	0.647	1.89	1.311m	1k
802.11n HT40_Nss1,(MCS0)_3TX	0.508	2.94	650u	3k

Note. If DC < 0.98, the DCF was added while measuring Output power and PSD.

1.2 Testing Applied Standards

According to the specifications of the manufacturer, the EUT must comply with the requirements of the following standards:

- 47 CFR FCC Part 15
- ANSI C63.10-2013

The following reference test guidance is not within the scope of accreditation of TAF:

- KDB 558074 D01 v05r02
- KDB 662911 D01 v02r01
- KDB 414788 D01 v01r01

1.3 Testing Location Information

Testing Location					
☒	HWA YA	ADD :	No. 52, Huaya 1st Rd., Guishan Dist., Taoyuan City, Taiwan (R.O.C.)		
		TEL :	886-3-327-3456	FAX :	886-3-327-0973
Test site Designation No. TW1190 with FCC.					
☐	JHUBEI	ADD :	No.8, Ln. 724, Bo'ai St., Zhubei City, Hsinchu County, Taiwan (R.O.C.)		
		TEL :	886-3-656-9065	FAX :	886-3-656-9085
Test site Designation No. TW0006 with FCC.					
☐	Wen Shan	ADD :	No.14-1, Ln. 19, Wen 33rd St., Guishan Dist., Taoyuan City 333, Taiwan (R.O.C.)		
		TEL :	886-3-318-0787	FAX :	886-3-318-0287
Test site Designation No. TW1097 with FCC.					

Test Condition	Test Site No.	Test Engineer	Test Environment	Test Date
AC Conduction	CO04-HY	Jeff Lin	22.4~23.6°C / 65~72%	09/Apr/2020
RF Conducted	TH06-HY	Edward Wang	20.1~22.7°C / 57~62%	06/Apr/2020~ 11/Apr/2020
Radiated	03CH09-HY	Daniel Hsu	20.2~22.5°C / 62~65%	01/Apr/2020~ 11/Apr/2020

1.4 Measurement Uncertainty

ISO/IEC 17025 requires that an estimate of the measurement uncertainties associated with the emissions test results be included in the report. The measurement uncertainties given below are based on a 95% confidence level (based on a coverage factor (k=2)

Test Items	Uncertainty	Remark
Conducted Emission (150kHz ~ 30MHz)	0.9 dB	Confidence levels of 95%
Radiated Emission (9kHz ~ 30MHz)	2.4 dB	Confidence levels of 95%
Radiated Emission (30MHz ~ 1,000MHz)	3.7 dB	Confidence levels of 95%
Radiated Emission (1GHz ~ 18GHz)	3.6 dB	Confidence levels of 95%
Radiated Emission (18GHz ~ 40GHz)	3.5 dB	Confidence levels of 95%
Conducted Emission	1.0 dB	Confidence levels of 95%
Temperature	0.41 °C	Confidence levels of 95%
Humidity	3.4 %	Confidence levels of 95%

2 Test Configuration of EUT

2.1 Test Condition

RF Conducted	Abbreviation	Remark
TnomVnom	Tnom	20°C
-	Vnom	120V

2.2 Test Channel Mode

Test Software	Dos

Mode	Power Setting
802.11b_Nss1,(1Mbps)_1TX(Port1)	-
2412MHz	23 0 0 0
2417MHz	23 0 0 0
2437MHz	36 0 0 0
2457MHz	27 0 0 0
2462MHz	27 0 0 0
802.11b_Nss1,(1Mbps)_3TX	-
2412MHz	18 18 20 0
2417MHz	19 19 21 0
2437MHz	29 30 32 0
2457MHz	20 21 22 0
2462MHz	18 19 20 0
802.11g_Nss1,(6Mbps)_3TX	-
2412MHz	18 18 20 0
2417MHz	25 25 27 0
2437MHz	36 37 39 0
2457MHz	27 28 29 0
2462MHz	23 24 25 0
802.11n HT20_Nss1,(MCS0)_3TX	-
2412MHz	19 19 21 0
2417MHz	25 25 27 0
2437MHz	36 37 39 0
2457MHz	27 28 29 0
2462MHz	21 22 23 0
802.11n HT40_Nss1,(MCS0)_3TX	-
2422MHz	13 13 15 0

Mode	Power Setting
2427MHz	17 17 19 0
2437MHz	22 23 25 0
2447MHz	19 20 21 0
2452MHz	17 18 19 0

2.3 The Worst Case Measurement Configuration

The Worst Case Mode for Following Conformance Tests	
Tests Item	AC power-line conducted emissions
Condition	AC power-line conducted measurement for line and neutral
Operating Mode	CTX
1	Adapter mode

The Worst Case Mode for Following Conformance Tests	
Tests Item	DTS Bandwidth Maximum Conducted Output Power Power Spectral Density Emissions in Non-restricted Frequency Bands
Test Condition	Conducted measurement at transmit chains

The Worst Case Mode for Following Conformance Tests	
Tests Item	Emissions in Restricted Frequency Bands
Test Condition	Radiated measurement If EUT consist of multiple antenna assembly (multiple antenna are used in EUT regardless of spatial multiplexing MIMO configuration), the radiated test should be performed with highest antenna gain of each antenna type.
Operating Mode < 1GHz	CTX
1	Adapter mode
Operating Mode > 1GHz	CTX
Orthogonal Planes of EUT	**Y Plane**

The Worst Case Mode for Following Conformance Tests	
Tests Item	Simultaneous Transmission Analysis
Operating Mode	CTX
1	WLAN 2.4GHz + WLAN 5GHz
Refer to Sporton Test Report No.: FA030703 for Co-location RF Exposure Evaluation.	

2.4 Accessories

Accessories				
AC Adapter	Brand Name	ARRIS	Model Name	WB-30D12FG
	Power Rating	I/P: 220 - 240Vac, 0.9 A, O/P: 12 Vdc, 2.5 A		
	Power Cord	1.8 meter, non-shielded cable, w/o ferrite core		
RJ45 Cable	Category	-	In/Out door	-
	Power Cord	1.5 meter, non-shielded cable		

Reminder: Regarding to more detail and other information, please refer to user manual.

2.5 Support Equipment

Support Equipment – AC Conduction					
No.	**Equipment**	**Brand Name**	**Model Name**	**FCC ID**	**Remark**
1	Test fixture	-	-	-	-
2	Test fixture	-	-	-	-

Note 1: Support equipment No.1 & 2 was provided by customer.

Support Equipment – Conducted					
No.	**Equipment**	**Brand Name**	**Model Name**	**FCC ID**	**Remark**
1	Notebook	DELL	E5410	DoC	-
2	Adapter for NB	DELL	HA65NM130	DoC	-

Support Equipment – Radiated					
No.	**Equipment**	**Brand Name**	**Model Name**	**FCC ID**	**Remark**
1	Test fixture	-	-	-	-
2	Test fixture	-	-	-	-

Note 1: Support equipment No.1 & 2 was provided by customer.

2.6 Test Setup Diagram

Test Setup Diagram – AC Line Conducted Emission Test

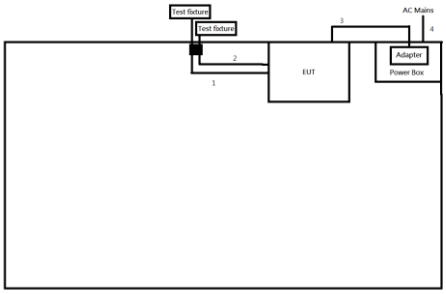

Item	Connection	Shielded	Length
1	Test fixture cable	No	0.3
2	Test fixture cable	No	0.2
3	DC Power cable	No	1.8
4	Power cable	No	1.8

Test Setup Diagram - Radiated Test

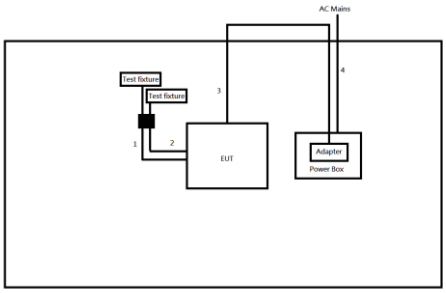

Item	Connection	Shielded	Length
1	Test fixture cable	No	0.3
2	Test fixture cable	No	0.2
3	DC Power cable	No	1.8
4	Power cable	No	1.8

3 Transmitter Test Result

3.1 AC Power-line Conducted Emissions

3.1.1 AC Power-line Conducted Emissions Limit

AC Power-line Conducted Emissions Limit		
Frequency Emission (MHz)	**Quasi-Peak**	**Average**
0.15-0.5	66 - 56 *	56 - 46 *
0.5-5	56	46
5-30	60	50
Note 1: * Decreases with the logarithm of the frequency.		

3.1.2 Measuring Instruments

Refer a test equipment and calibration data table in this test report.

3.1.3 Test Procedures

Test Method
☒ Refer as ANSI C63.10-2013, clause 6.2 for AC power-line conducted emissions.

3.1.4 Test Setup

AC Power-line Conducted Emissions

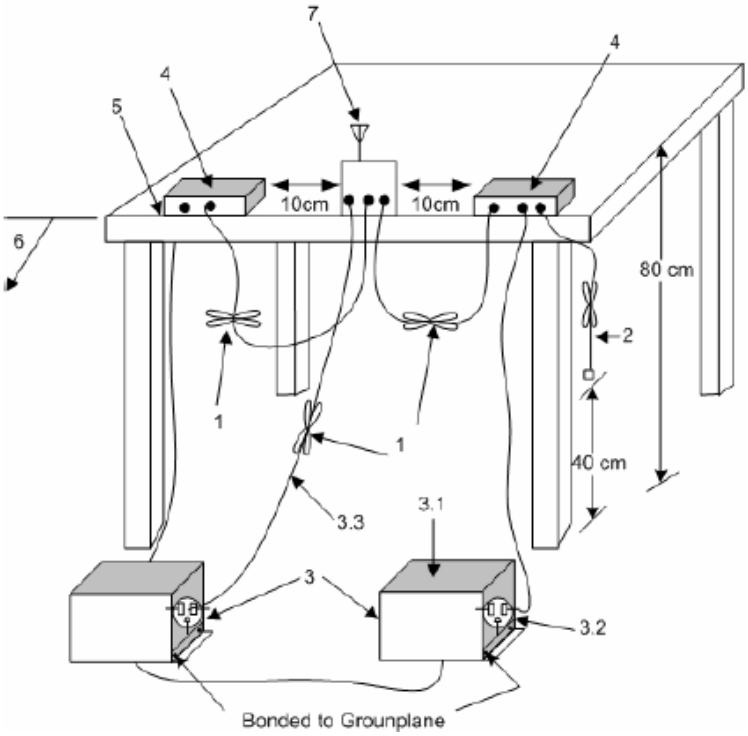

1—Interconnecting cables that hang closer than 40 cm to the ground plane shall be folded back and forth in the center forming a bundle 30 cm to 40 cm long.
2—The I/O cables that are not connected to an accessory shall be bundled in the center. The end of the cable may be terminated, if required, using the correct terminating impedance. The overall length shall not exceed 1 m.
3—EUT connected to one LISN. Unused LISN measuring port connectors shall be terminated in 50Ω loads. LISN may be placed on top of, or immediately beneath, reference ground plane.
3.1—All other equipment powered from additional LISN(s).
3.2—A multiple-outlet strip may be used for multiple power cords of non-EUT equipment.
3.3—LISN at least 80 cm from nearest part of EUT chassis.
4—Non-EUT components of EUT system being tested.
5—Rear of EUT, including peripherals, shall all be aligned and flush with edge of tabletop.
6—Edge of tabletop shall be 40 cm removed from a vertical conducting plane that is bonded to the ground plane.
7—Antenna can be integral or detachable. If detachable, then the antenna shall be attached for this test.

3.1.5 Test Result of AC Power-line Conducted Emissions

Refer as Appendix A

3.2 DTS Bandwidth

3.2.1 6dB Bandwidth Limit

6dB Bandwidth Limit
Systems using digital modulation techniques:
▪ 6 dB bandwidth ≥ 500 kHz.

3.2.2 Measuring Instruments

Refer a test equipment and calibration data table in this test report.

3.2.3 Test Procedures

Test Method	
▪ For the emission bandwidth shall be measured using one of the options below:	
	☒ Refer as KDB 558074. clause 8.2 (11.8 of ANSI C63.10) DTS bandwidth measurement.
	☐ Refer as RSS-Gen, clause 6.7 for occupied bandwidth testing.
	☐ Refer as ANSI C63.10, clause 6.9.3 for occupied bandwidth testing.

3.2.4 Test Setup

Emission Bandwidth



3.2.5 Test Result of Emission Bandwidth

Refer as Appendix B

3.3 Maximum Conducted Output Power

3.3.1 Maximum Conducted Output Power Limit

Maximum Conducted Output Power Limit		
	▪ If $G_{TX} \leq 6$ dBi, then $P_{Out} \leq 30$ dBm (1 W)	
	▪ Point-to-multipoint systems (P2M): If $G_{TX} > 6$ dBi, then $P_{Out} = 30 – (G_{TX} – 6)$ dBm	
	▪ Point-to-point systems (P2P): If $G_{TX} > 6$ dBi, then $P_{Out} = 30 – (G_{TX} – 6)/3$ dBm	
	▪ Smart antenna system (SAS):	
		- Single beam: If $G_{TX} > 6$ dBi, then $P_{Out} = 30 – (G_{TX} – 6)/3$ dBm
		- Overlap beam: If $G_{TX} > 6$ dBi, then $P_{Out} = 30 – (G_{TX} – 6)/3$ dBm
		- Aggregate power on all beams: If $G_{TX} > 6$ dBi, then $P_{Out} = 30 – (G_{TX} – 6)/3 + 8$dB dBm
e.i.r.p. Power Limit:		
▪ 2400-2483.5 MHz Band		
	▪ Point-to-multipoint systems (P2M): $P_{eirp} \leq 36$ dBm (4 W)	
	▪ Point-to-point systems (P2P): $P_{eirp} \leq MAX(36, [P_{Out} + G_{TX}])$ dBm	
	▪ Smart antenna system (SAS)	
		- Single beam: $P_{eirp} \leq MAX(36, P_{Out} + G_{TX})$ dBm
		- Overlap beam: $P_{eirp} \leq MAX(36, P_{Out} + G_{TX})$ dBm
		- Aggregate power on all beams: $P_{eirp} \leq MAX(36, [P_{Out} + G_{TX} + 8])$ dBm
P_{Out} = maximum peak conducted output power or maximum conducted output power in dBm, **G_{TX}** = the maximum transmitting antenna directional gain in dBi.		

3.3.2 Measuring Instruments

Refer a test equipment and calibration data table in this test report.

3.3.3 Test Procedures

Test Method	
▪ Maximum Peak Conducted Output Power	
	☐ Refer as KDB 558074, clause 8.3.1.1 (11.9.1.1 of ANSI C63.10) RBW ≥ EBW method.
	☐ Refer as KDB 558074, clause 8.3.1.2 (11.9.1.2 of ANSI C63.10) integrated band power method.
	☐ Refer as KDB 558074, clause 8.3.1.3 (11.9.1.3 of ANSI C63.10) peak power meter.
▪ Maximum Average Conducted Output Power	
	☐ Refer as KDB 558074, clause 8.3.2.2 (11.9.2.2 of ANSI C63.10) using a spectrum analyzer.
	☒ Refer as KDB 558074, clause 8.3.2.3 (11.9.2.3 of ANSI C63.10) using a power meter.
▪ For conducted measurement.	
	▪ If the EUT supports multiple transmit chains using options given below: Refer as KDB 662911, In-band power measurements. Using the measure-and-sum approach, measured all transmit ports individually. Sum the power (in linear power units e.g., mW) of all ports for each individual sample and save them.
	▪ If multiple transmit chains, EIRP calculation could be following as methods: $P_{total} = P_1 + P_2 + \ldots + P_n$ (calculated in linear unit [mW] and transfer to log unit [dBm]) $EIRP_{total} = P_{total} + DG$

3.3.4 Test Setup

Maximum Conducted Output Power (Power Meter)

3.3.5 Test Result of Maximum Conducted Output Power

Refer as Appendix C

3.4 Power Spectral Density

3.4.1 Power Spectral Density Limit

Power Spectral Density Limit
▪ Power Spectral Density (PSD) ≤ 8 dBm/3kHz

3.4.2 Measuring Instruments

Refer a test equipment and calibration data table in this test report.

3.4.3 Test Procedures

Test Method		
▪ Peak power spectral density procedures that the same method as used to determine the conducted output power. If maximum peak conducted output power was measured to demonstrate compliance to the output power limit, then the peak PSD procedure below (Method PKPSD) shall be used. If maximum conducted output power was measured to demonstrate compliance to the output power limit, then one of the average PSD procedures shall be used, as applicable based on the following criteria (the peak PSD procedure is also an acceptable option).		
	☒ Refer as KDB 558074, clause 8.4 (11.10 of ANSI C63.10) Max. PSD.	
▪ For conducted measurement.		
	▪ If The EUT supports multiple transmit chains using options given below:	
		▪ Measure and sum the spectra across the outputs. Refer as KDB 662911, In-band power spectral density (PSD). Sample all transmit ports simultaneously using a spectrum analyzer for each transmit port. Where the trace bin-by-bin of each transmit port summing can be performed. (i.e., in the first spectral bin of output 1 is summed with that in the first spectral bin of output 2 and that from the first spectral bin of output 3, and so on up to the NTX output to obtain the value for the first frequency bin of the summed spectrum.). Add up the amplitude (power) values for the different transmit chains and use this as the new data trace.

3.4.4 Test Setup

Power Spectral Density


3.4.5 Test Result of Power Spectral Density

Refer as Appendix D

3.5 Emissions in Non-restricted Frequency Bands

3.5.1 Emissions in Non-restricted Frequency Bands Limit

Un-restricted Band Emissions Limit	
RF output power procedure	**Limit (dB)**
Peak output power procedure	20
Average output power procedure	30

Note 1: If the peak output power procedure is used to measure the fundamental emission power to demonstrate compliance to requirements, then the peak conducted output power measured within any 100 kHz outside the authorized frequency band shall be attenuated by at least 20 dB relative to the maximum measured in-band peak level.

Note 2: If the average output power procedure is used to measure the fundamental emission power to demonstrate compliance to requirements, then the power in any 100 kHz outside of the authorized frequency band shall be attenuated by at least 30 dB relative to the maximum measured in-band average level.

3.5.2 Measuring Instruments

Refer a test equipment and calibration data table in this test report.

3.5.3 Test Procedures

Test Method
▪ Refer as KDB 558074, clause 8.5 (11.11 of ANSI C63.10) for non-restricted frequency bands.

3.5.4 Test Setup

Emissions in Non-restricted Frequency Bands

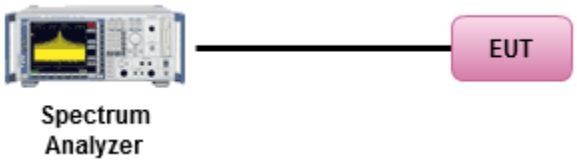

3.5.5 Test Result of Emissions in Non-restricted Frequency Bands

Refer as Appendix E

3.6 Emissions in Restricted Frequency Bands

3.6.1 Emissions in Restricted Frequency Bands Limit

Restricted Band Emissions Limit			
Frequency Range (MHz)	**Field Strength (uV/m)**	**Field Strength (dBuV/m)**	**Measure Distance (m)**
0.009~0.490	2400/F(kHz)	48.5 - 13.8	300
0.490~1.705	24000/F(kHz)	33.8 - 23	30
1.705~30.0	30	29	30
30~88	100	40	3
88~216	150	43.5	3
216~960	200	46	3
Above 960	500	54	3

Note 1: Test distance for frequencies at or above 30 MHz, measurements may be performed at a distance other than the limit distance provided they are not performed in the near field and the emissions to be measured can be detected by the measurement equipment. When performing measurements at a distance other than that specified, the results shall be extrapolated to the specified distance using an extrapolation factor of 20 dB/decade (inverse of linear distance for field-strength measurements, inverse of linear distance-squared for power-density measurements).

Note 2: Test distance for frequencies at below 30 MHz, measurements may be performed at a distance closer than the EUT limit distance; however, an attempt should be made to avoid making measurements in the near field. When performing measurements below 30 MHz at a closer distance than the limit distance, the results shall be extrapolated to the specified distance by either making measurements at a minimum of two or more distances on at least one radial to determine the proper extrapolation factor or by using the square of an inverse linear distance extrapolation factor (40 dB/decade). The test report shall specify the extrapolation method used to determine compliance of the EUT.

Note 3: Using the distance of 1m during the test for above 18 GHz, and the test value to correct for the distance factor at 3m.

3.6.2 Measuring Instruments

Refer a test equipment and calibration data table in this test report.

3.6.3 Test Procedures

Test Method	
▪ The average emission levels shall be measured in [duty cycle ≥ 98 or duty factor].	
▪ Refer as ANSI C63.10, clause 6.10.3 band-edge testing shall be performed at the lowest frequency channel and highest frequency channel within the allowed operating band.	
▪ For the transmitter unwanted emissions shall be measured using following options below:	
	▪ Refer as KDB 558074, clause 8.6 (11.12 of ANSI C63.10) for restricted frequency bands.
▪ For the transmitter band-edge emissions shall be measured using following options below:	
	▪ Refer as KDB 558074 clause 8.7.1, When the performing peak or average radiated measurements, emissions within 2 MHz of the authorized band edge may be measured using the marker-delta method described below.
	▪ Refer as KDB 558074, clause 8.7.2 (6.10.6 of ANSI C63.10) for marker-delta method for band-edge measurements.
	▪ Refer as KDB 558074, clause 8.7.3 for narrower resolution bandwidth (100kHz) using the band power and summing the spectral levels.
▪ Use the following spectrum analyzer settings:	
	▪ Set RBW=100 kHz for f < 1 GHz; VBW=3 * RBW; Sweep = auto; Detector function = peak; Trace = max hold.
	▪ Set RBW = 1 MHz, VBW= 3MHz for f ≥ 1 GHz for peak measurement. For average measurement, refer as 1.1.4.
▪ KDB 414788 Open-Field Test Sites and Chamber Correlation Justification.	
	▪ Based on FCC 15.31 (f) (2): measurements may be performed at a distance closer than that specified in regulations; however, an attempt should be made to avoid making measurements in the near field.
	▪ Open-field site and chamber correlation testing had been performed and chamber measured test result is the worst case test result.

3.6.4 Test Setup

Emissions in Restricted Frequency Bands
9kHz ~30MHz
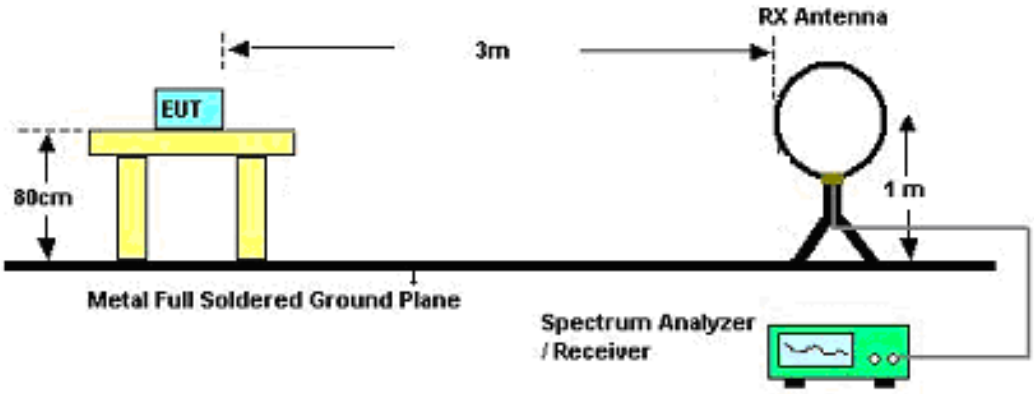
30MHz~1GHz
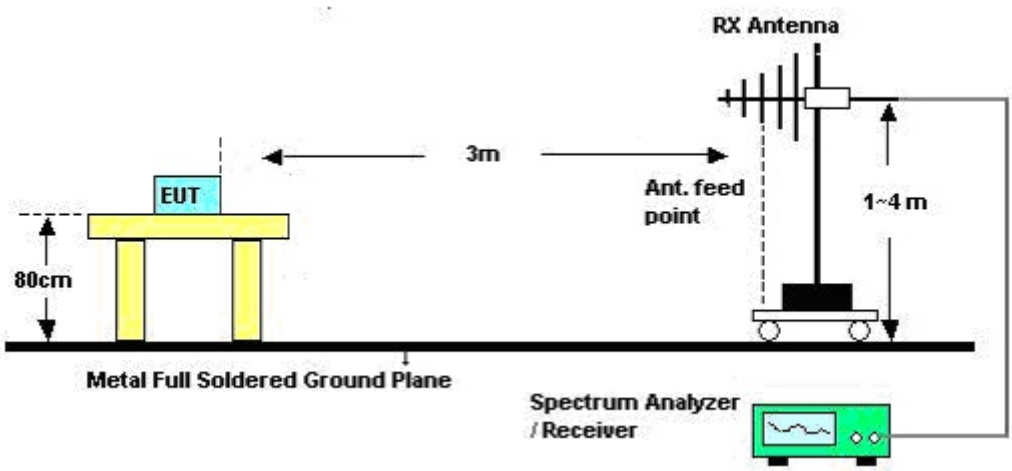

Above 1GHz

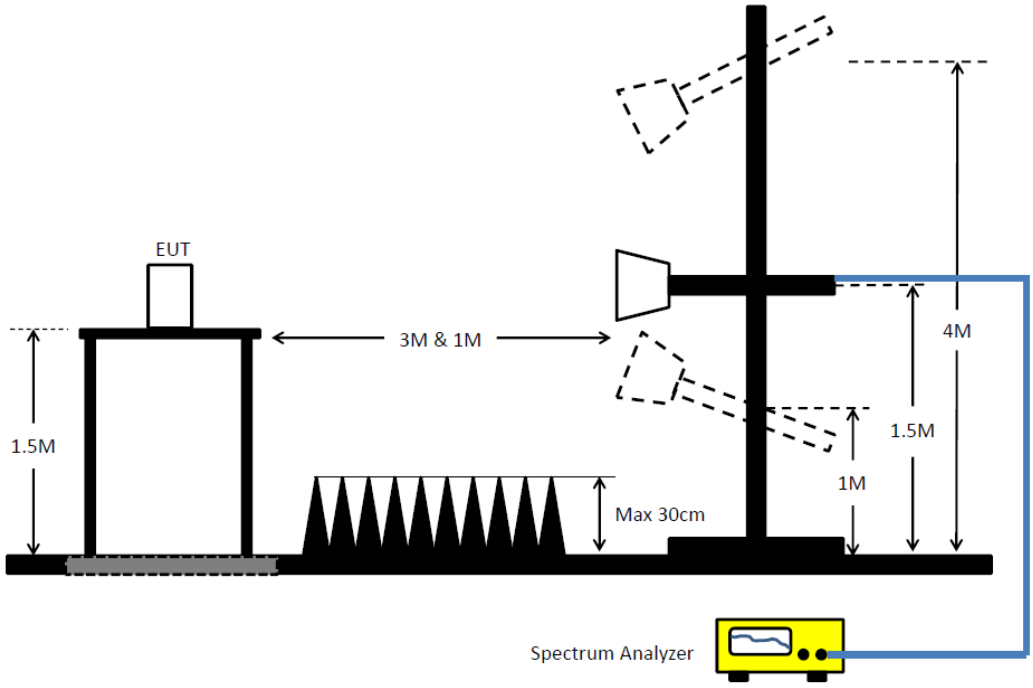

3.6.5 Test Result of Emissions in Restricted Frequency Bands (Below 30MHz)

The amplitude of spurious emissions which are attenuated by more than 20dB below the permissible value has no need to be reported.

3.6.6 Test Result of Emissions in Restricted Frequency Bands

Refer as Appendix F

4 Test Equipment and Calibration Data

Instrument for AC Conduction

Instrument	Manufacturer	Model No.	Serial No.	Spec.	Calibration Date	Calibration Due Date
EMC Receiver	R&S	ESR3	102051	9kHz ~ 3.6GHz	28/May/2019	27/May/2020
LISN	R&S	ENV216	101295	9kHz ~ 30MHz	04/Nov/2019	05/Nov/2020
RF Cable-CON	MTJ	RG142	CB002-CO	9kHz ~ 200MHz	12/Sep/2019	11/Sep/2020
AC POWER	APC	AFC-11005G	F310050055	47Hz~63Hz 5~300V	NCR	NCR
Impuls Begrenzer Pulse Limiter	SCHWARZBECK	VTSD 9561-F	9561-F041	9 kHz ~ 30 MHz	24/Sep/2019	23/Sep/2020

NCR: Non-Calibration Require

Instrument for Conducted Test

Instrument	Manufacturer	Model No.	Serial No.	Spec.	Calibration Date	Calibration Due Date
Spectrum Analyzer	R&S	FSV 40	101029	10kHz ~ 40GHz	01/Oct/2019	30/Sep/2020
Pulse Power Sensor	Anritsu	MA2411B	1027452	300MHz ~ 40GHz	18/Mar/2020	17/Mar/2021
Power Meter	Anritsu	ML2495A	1124009	300MHz ~ 40GHz	18/Mar/2020	17/Mar/2021
SMB100A Signal Generator	R&S	SMB100A03	181147	100kHz~40GHz	12/Nov/2018	10/Nov/2020

Instrument for Radiated Test

Instrument	Manufacturer	Model No.	Serial No.	Spec.	Calibration Date	Calibration Due Date
3m Semi Anechoic Chamber	TDK	SAC-3M	03CH09-HY	30MHz ~ 1GHz	27/Mar/2020	26/Mar/2021
3m Semi Anechoic Chamber	TDK	SAC-3M	03CH09-HY	1GHz ~ 18GHz	26/Mar/2020	25/Mar/2021
Microwave Preamplifier	Agilent	8449B	3008A02096	1GHz ~ 26.5GHz	04/Sep/2019	03/Sep/2020
Amplifier	EMC	EMC9135	980232	9kHz~1GHz	22/Apr/2019	21/Apr/2020
EMI Test Receiver	R&S	ESR3	102052	9kHz ~ 3.6GHz	09/Apr/2019	08/Apr/2020
EXA Signal Analyzer	KEYSIGHT	N9010A	MY54200885	10Hz ~ 44GHz	07/Aug/2019	06/Aug/2020
Bilog Antenna & 5dB Attenuator	TESEQ & MTJ	CBL6111D & MTJ6102-05	35418 / 3	30MHz~1GHz	11/Oct/2019	10/Oct/2020
Double Ridged Guide Horn Antenna	SCHWARZBECK	BBHA 9120 D	BBHA9120 D 1534	1GHz~18GHz	22May/2020	21/May/2020
Broadband Horn Antenna	SCHWARZBECK	BBHA 9170	BBHA9170614	18GHz~40GHz	22/May/2019	21/May/2020
Preamplifier	MITEQ	TTA1840-35-HG	1864481	18GHz ~ 40GHz	05/Aug/2019	04/Aug/2020
Loop Antenna	TESEQ	HLA 6120	31244	9kHz-30MHz	16/Mar/2020	15/Mar/2021
LF-CABLE-2019 0218	Jye Bao	RG142	CB028	9kHz ~ 1GHz	17/Feb/2020	16/Feb/2021
RF Cable-high	HUBER+SUHNER	SUCOFLEX104	324530/4+1717 3/4	1GHz ~ 40GHz	12/Feb/2020	11/Feb/2021

AC Power-line Conducted Emissions Result			
Operating Mode	1	**Power Phase**	Neutral
Operating Function	Adapter mode ; WIFI 2.4G TX		

09/04/2020

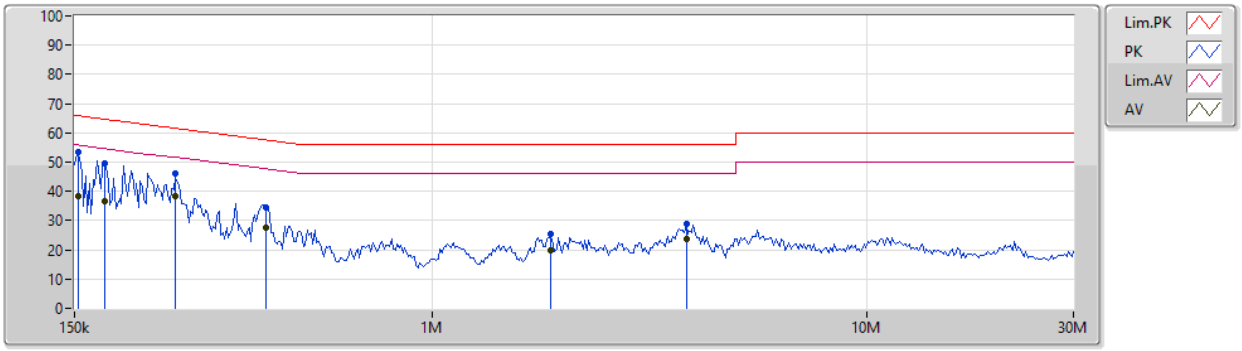

Type	Freq	Level	Limit	Margin	Factor	Condition	Comment	Raw	LISN	CL	AT
	(Hz)	(dBuV)	(dBuV)	(dB)	(dB)			(dBuV)	(dB)	(dB)	(dB)
QP	153.015k	53.25	65.83	-12.58	19.63	Neutral	"Worst"	33.62	9.65	0.11	9.87
AV	153.015k	38.23	55.83	-17.60	19.63	Neutral	-	18.60	9.65	0.11	9.87
QP	175.887k	49.58	64.68	-15.10	19.62	Neutral	-	29.96	9.64	0.11	9.87
AV	175.887k	36.66	54.68	-18.02	19.62	Neutral	-	17.04	9.64	0.11	9.87
QP	256.712k	46.29	61.54	-15.25	19.63	Neutral	-	26.66	9.64	0.12	9.87
AV	256.712k	38.17	51.54	-13.37	19.63	Neutral	-	18.54	9.64	0.12	9.87
QP	413.877k	34.33	57.57	-23.24	19.63	Neutral	-	14.70	9.63	0.13	9.87
AV	413.877k	27.59	47.57	-19.98	19.63	Neutral	-	7.96	9.63	0.13	9.87
QP	1.878M	25.52	56.00	-30.48	19.67	Neutral	-	5.85	9.65	0.15	9.87
AV	1.878M	19.86	46.00	-26.14	19.67	Neutral	-	0.19	9.65	0.15	9.87
QP	3.845M	28.70	56.00	-27.30	19.73	Neutral	-	8.97	9.66	0.19	9.88
AV	3.845M	23.67	46.00	-22.33	19.73	Neutral	-	3.94	9.66	0.19	9.88

AC Power-line Conducted Emissions Result			
Operating Mode	1	**Power Phase**	Line
Operating Function	Adapter mode ; WIFI 2.4G TX		

09/04/2020

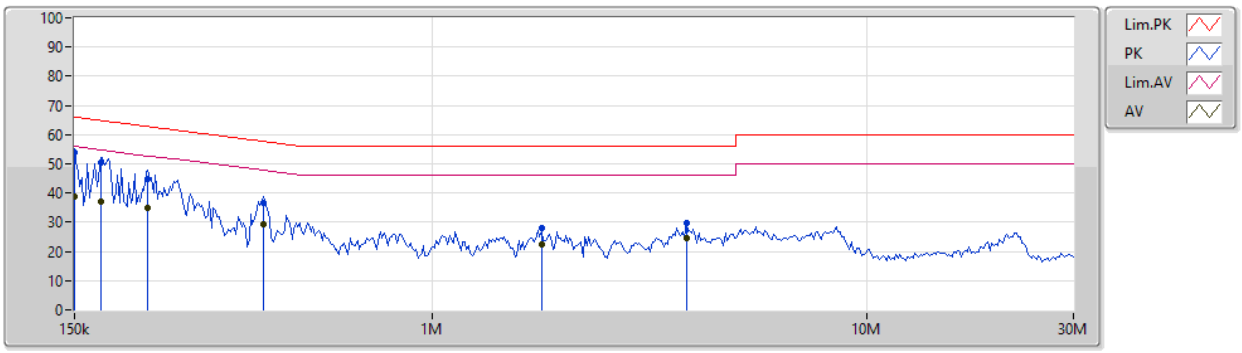

Type	Freq	Level	Limit	Margin	Factor	Condition	Comment	Raw	LISN	CL	AT
	(Hz)	(dBuV)	(dBuV)	(dB)	(dB)			(dBuV)	(dB)	(dB)	(dB)
QP	150k	53.91	66.00	-12.09	19.64	Line	"Worst"	34.27	9.66	0.11	9.87
AV	150k	38.67	56.00	-17.33	19.64	Line	-	19.03	9.66	0.11	9.87
QP	172.421k	50.40	64.83	-14.43	19.64	Line	-	30.76	9.66	0.11	9.87
AV	172.421k	36.88	54.83	-17.95	19.64	Line	-	17.24	9.66	0.11	9.87
QP	221.118k	44.73	62.77	-18.04	19.63	Line	-	25.10	9.65	0.11	9.87
AV	221.118k	34.89	52.77	-17.88	19.63	Line	-	15.26	9.65	0.11	9.87
QP	409.779k	36.46	57.64	-21.18	19.64	Line	-	16.82	9.64	0.13	9.87
AV	409.779k	29.16	47.64	-18.48	19.64	Line	-	9.52	9.64	0.13	9.87
QP	1.787M	28.10	56.00	-27.90	19.66	Line	-	8.44	9.65	0.14	9.87
AV	1.787M	22.31	46.00	-23.69	19.66	Line	-	2.65	9.65	0.14	9.87
QP	3.845M	29.62	56.00	-26.38	19.73	Line	-	9.89	9.66	0.19	9.88
AV	3.845M	24.54	46.00	-21.46	19.73	Line	-	4.81	9.66	0.19	9.88

Summary

Mode	Max-N dB (Hz)	Max-OBW (Hz)	ITU-Code	Min-N dB (Hz)	Min-OBW (Hz)
2.4-2.4835GHz	-	-	-	-	-
802.11b_Nss1,(1Mbps)_1TX(Port1)	13.05M	17.191M	17M2G1D	13.05M	16.372M
802.11b_Nss1,(1Mbps)_3TX	14.025M	16.592M	16M6G1D	12.525M	16.352M
802.11g_Nss1,(6Mbps)_3TX	16.35M	20.25M	20M2D1D	16.275M	16.472M
802.11n HT20_Nss1,(MCS0)_3TX	17.5M	20.33M	20M3D1D	16.3M	17.571M
802.11n HT40_Nss1,(MCS0)_3TX	36.3M	36.182M	36M2D1D	35.45M	36.102M

Max-N dB = Maximum 6dB down bandwidth; **Max-OBW** = Maximum 99% occupied bandwidth;
Min-N dB = Minimum 6dB down bandwidth; **Min-OBW** = Minimum 99% occupied bandwidth;

Result

Mode	Result	Limit (Hz)	Port 1-N dB (Hz)	Port 1-OBW (Hz)	Port 2-N dB (Hz)	Port 2-OBW (Hz)	Port 3-N dB (Hz)	Port 3-OBW (Hz)
802.11b_Nss1,(1Mbps)_1TX(Port1)	-	-	-	-	-	-	-	-
2412MHz	Pass	500k	13.05M	16.412M				
2437MHz	Pass	500k	13.05M	17.191M				
2462MHz	Pass	500k	13.05M	16.372M				
802.11b_Nss1,(1Mbps)_3TX	-	-	-	-	-	-	-	-
2412MHz	Pass	500k	14.025M	16.392M	13.525M	16.412M	13.5M	16.352M
2437MHz	Pass	500k	13.075M	16.432M	12.525M	16.592M	13.075M	16.512M
2462MHz	Pass	500k	13.55M	16.432M	13.525M	16.392M	13.55M	16.372M
802.11g_Nss1,(6Mbps)_3TX	-	-	-	-	-	-	-	-
2412MHz	Pass	500k	16.3M	16.472M	16.3M	16.512M	16.35M	16.472M
2437MHz	Pass	500k	16.325M	17.531M	16.3M	20.25M	16.275M	18.391M
2462MHz	Pass	500k	16.325M	16.492M	16.325M	16.492M	16.325M	16.512M
802.11n HT20_Nss1,(MCS0)_3TX	-	-	-	-	-	-	-	-
2412MHz	Pass	500k	16.8M	17.571M	17.5M	17.591M	16.65M	17.571M
2437MHz	Pass	500k	16.775M	18.111M	16.3M	20.33M	16.775M	18.591M
2462MHz	Pass	500k	16.8M	17.571M	16.75M	17.571M	16.8M	17.571M
802.11n HT40_Nss1,(MCS0)_3TX	-	-	-	-	-	-	-	-
2422MHz	Pass	500k	36.3M	36.182M	35.5M	36.182M	35.9M	36.142M
2437MHz	Pass	500k	36.05M	36.142M	36.05M	36.182M	35.45M	36.182M
2452MHz	Pass	500k	35.95M	36.102M	36.3M	36.182M	36.3M	36.142M

Port X-N dB = Port **X** 6dB down bandwidth; **Port X-OBW** = Port **X** 99% occupied bandwidth;

802.11b_Nss1,(1Mbps)_1TX(Port1) EBW

2412MHz

11/04/2020

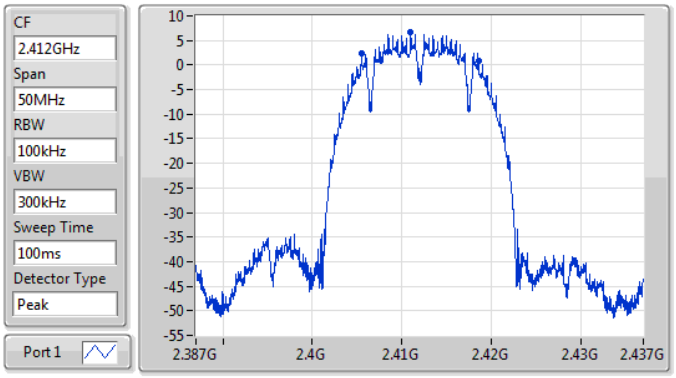

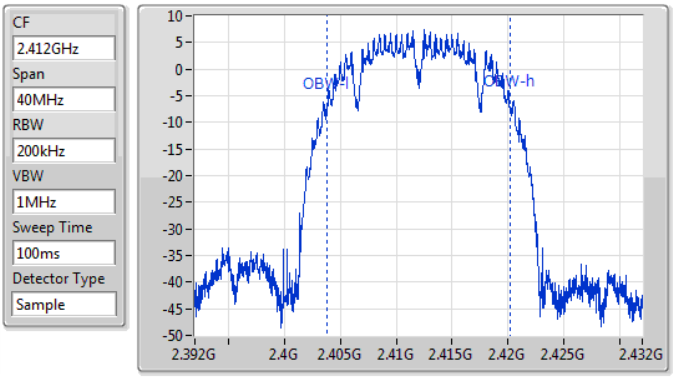

6dB(Hz)	Fl-6dB(Hz)	Fh-6dB(Hz)	OBW(Hz)	Fl-OBW(Hz)	Fh-OBW(Hz)	Limit(Hz)	Port
13.05M	2.4055G	2.41855G	16.412M	2.403824G	2.420236G	500k	1

802.11b_Nss1,(1Mbps)_1TX(Port1) EBW

2437MHz

11/04/2020

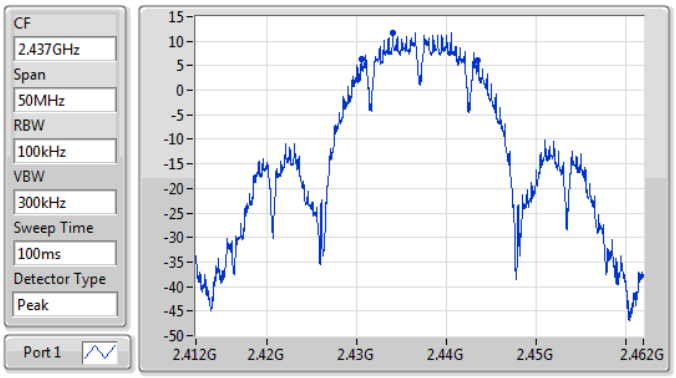

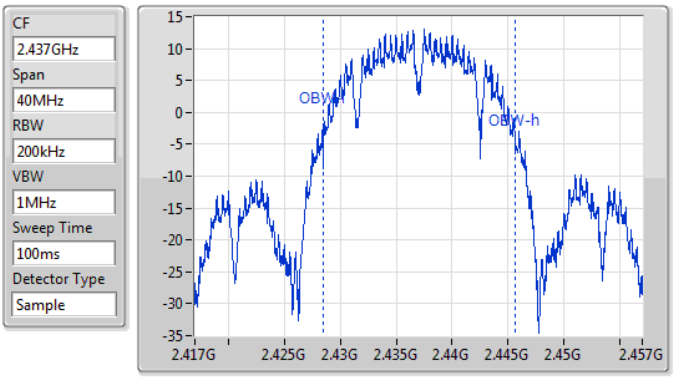

6dB(Hz)	Fl-6dB(Hz)	Fh-6dB(Hz)	OBW(Hz)	Fl-OBW(Hz)	Fh-OBW(Hz)	Limit(Hz)	Port
13.05M	2.430475G	2.443525G	17.191M	2.428464G	2.445656G	500k	1

802.11b_Nss1,(1Mbps)_1TX(Port1) EBW

2462MHz

11/04/2020

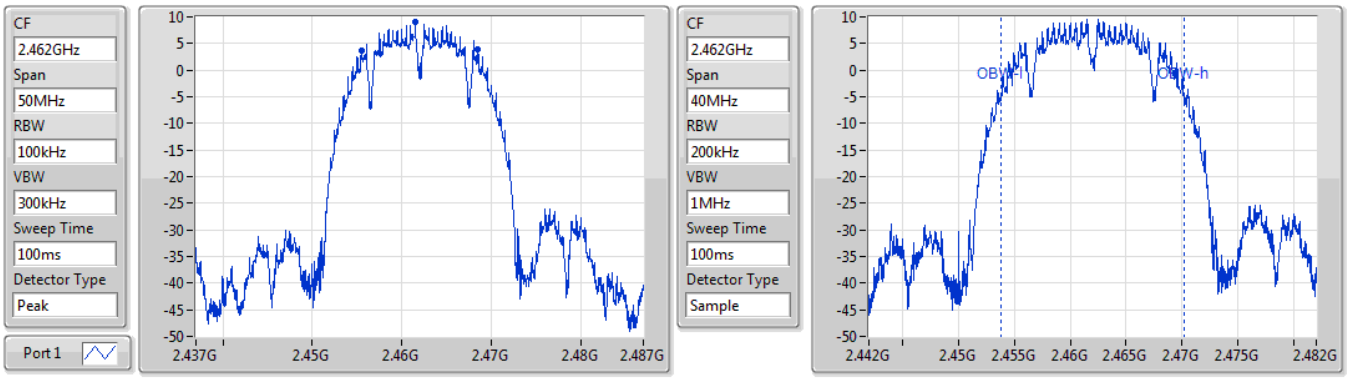

6dB(Hz)	Fl-6dB(Hz)	Fh-6dB(Hz)	OBW(Hz)	Fl-OBW(Hz)	Fh-OBW(Hz)	Limit(Hz)	Port
13.05M	2.455475G	2.468525G	16.372M	2.453824G	2.470196G	500k	1

802.11b_Nss1,(1Mbps)_3TX EBW

2412MHz

08/04/2020

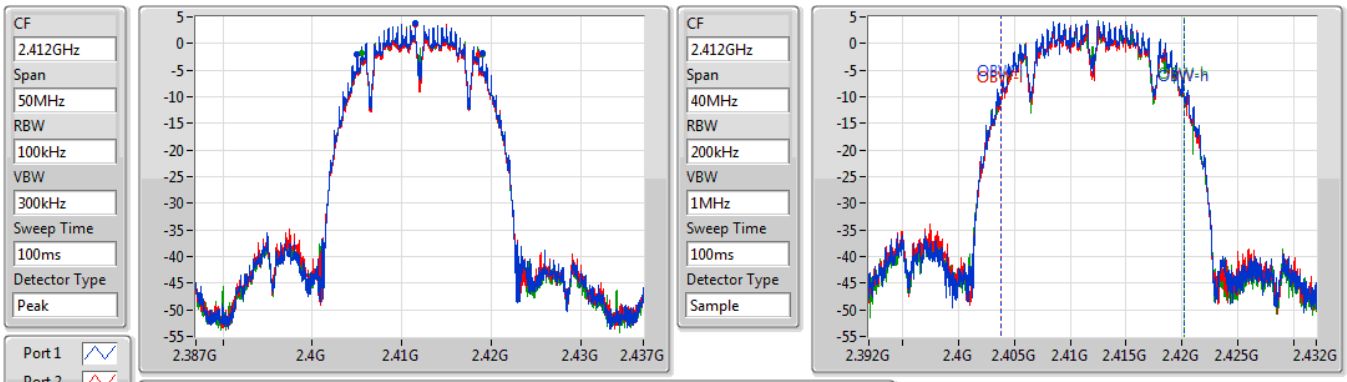

6dB(Hz)	Fl-6dB(Hz)	Fh-6dB(Hz)	OBW(Hz)	Fl-OBW(Hz)	Fh-OBW(Hz)	Limit(Hz)	Port
14.025M	2.405G	2.419025G	16.392M	2.403844G	2.420236G	500k	1
13.525M	2.405025G	2.41855G	16.412M	2.403804G	2.420216G	500k	2
13.5M	2.4055G	2.419G	16.352M	2.403844G	2.420196G	500k	3

802.11b_Nss1,(1Mbps)_3TX EBW

2437MHz

08/04/2020

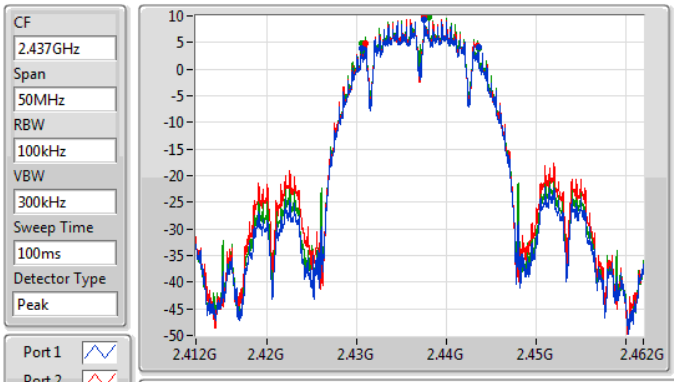

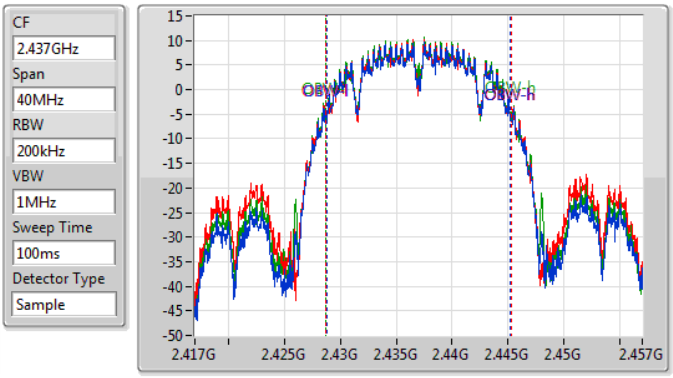

6dB(Hz)	Fl-6dB(Hz)	Fh-6dB(Hz)	OBW(Hz)	Fl-OBW(Hz)	Fh-OBW(Hz)	Limit(Hz)	Port
13.075M	2.430475G	2.44355G	16.432M	2.428804G	2.445236G	500k	1
12.525M	2.431G	2.443525G	16.592M	2.428724G	2.445316G	500k	2
13.075M	2.430475G	2.44355G	16.512M	2.428744G	2.445256G	500k	3

802.11b_Nss1,(1Mbps)_3TX EBW

2462MHz

08/04/2020

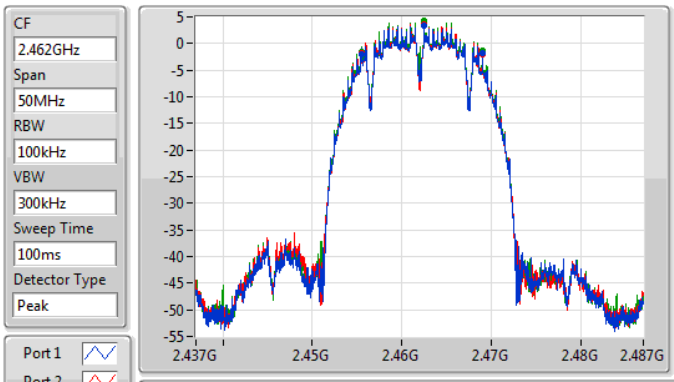

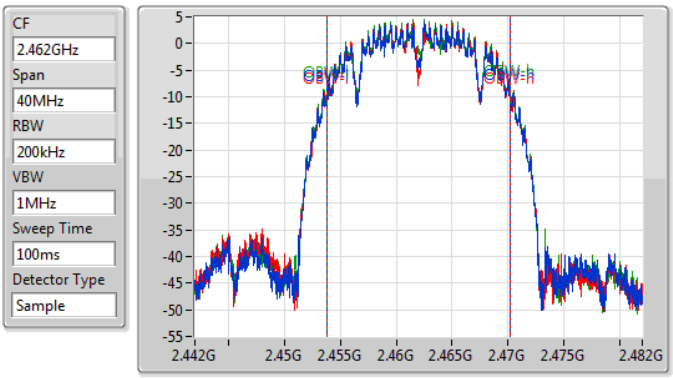

6dB(Hz)	Fl-6dB(Hz)	Fh-6dB(Hz)	OBW(Hz)	Fl-OBW(Hz)	Fh-OBW(Hz)	Limit(Hz)	Port
13.55M	2.455475G	2.469025G	16.432M	2.453804G	2.470236G	500k	1
13.525M	2.455475G	2.469G	16.392M	2.453804G	2.470196G	500k	2
13.55M	2.455475G	2.469025G	16.372M	2.453804G	2.470176G	500k	3

802.11g_Nss1,(6Mbps)_3TX EBW

2412MHz

08/04/2020

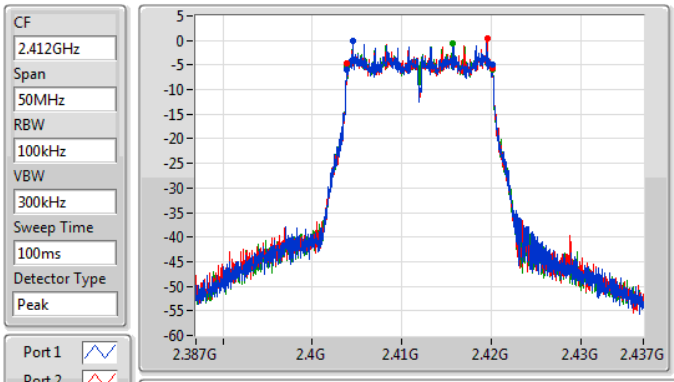

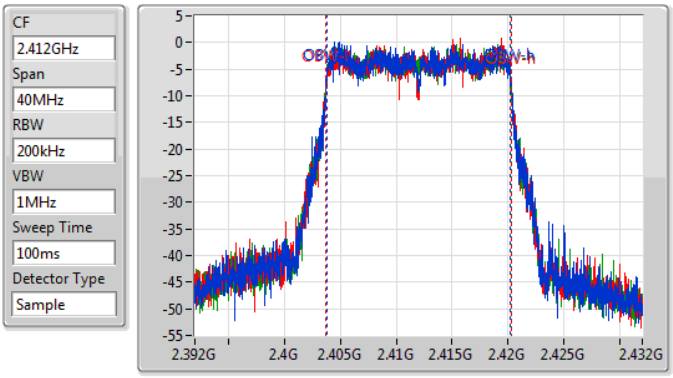

6dB(Hz)	Fl-6dB(Hz)	Fh-6dB(Hz)	OBW(Hz)	Fl-OBW(Hz)	Fh-OBW(Hz)	Limit(Hz)	Port
16.3M	2.40385G	2.42015G	16.472M	2.403764G	2.420236G	500k	1
16.3M	2.403875G	2.420175G	16.512M	2.403744G	2.420256G	500k	2
16.35M	2.40385G	2.4202G	16.472M	2.403784G	2.420256G	500k	3

802.11g_Nss1,(6Mbps)_3TX EBW

2437MHz

08/04/2020

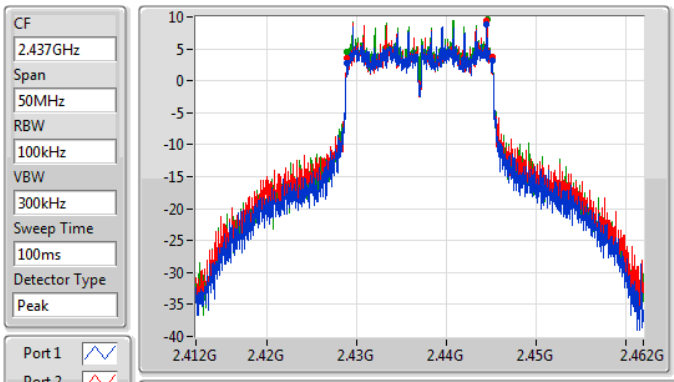

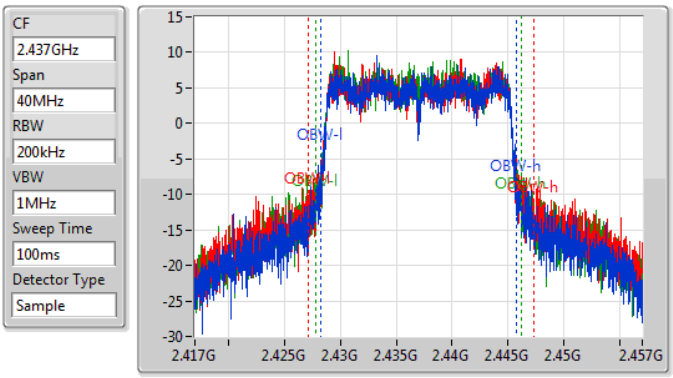

6dB(Hz)	Fl-6dB(Hz)	Fh-6dB(Hz)	OBW(Hz)	Fl-OBW(Hz)	Fh-OBW(Hz)	Limit(Hz)	Port
16.325M	2.42885G	2.445175G	17.531M	2.428224G	2.445756G	500k	1
16.3M	2.428875G	2.445175G	20.25M	2.427085G	2.447335G	500k	2
16.275M	2.4289G	2.445175G	18.391M	2.427845G	2.446235G	500k	3

802.11g_Nss1,(6Mbps)_3TX EBW

2462MHz

08/04/2020

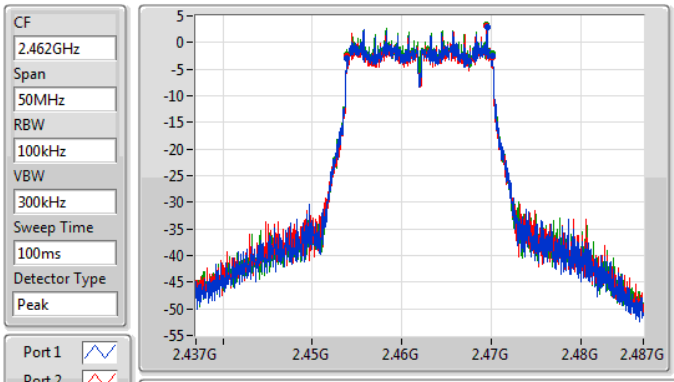

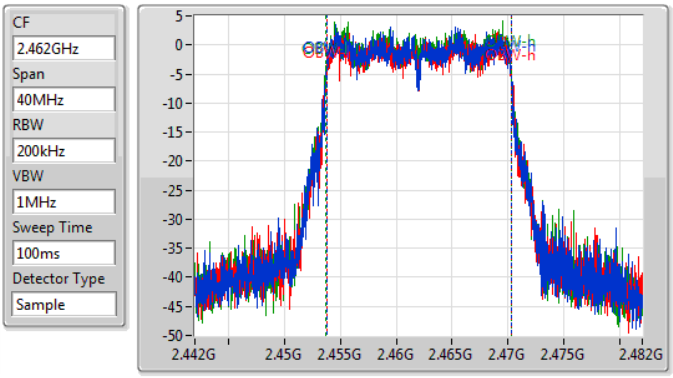

6dB(Hz)	Fl-6dB(Hz)	Fh-6dB(Hz)	OBW(Hz)	Fl-OBW(Hz)	Fh-OBW(Hz)	Limit(Hz)	Port
16.325M	2.45385G	2.470175G	16.492M	2.453764G	2.470256G	500k	1
16.325M	2.45385G	2.470175G	16.492M	2.453764G	2.470256G	500k	2
16.325M	2.45385G	2.470175G	16.512M	2.453744G	2.470256G	500k	3

802.11n HT20_Nss1,(MCS0)_3TX EBW

2412MHz

08/04/2020

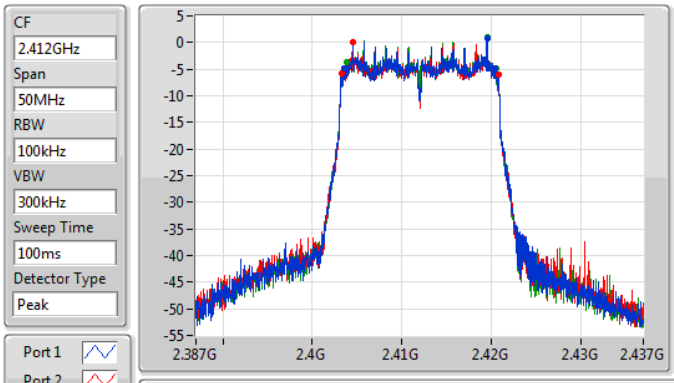

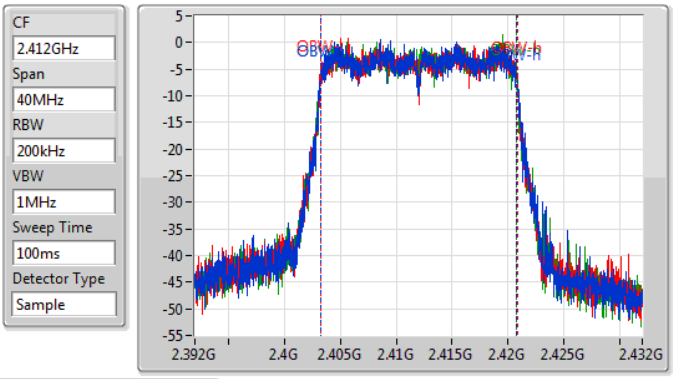

6dB(Hz)	Fl-6dB(Hz)	Fh-6dB(Hz)	OBW(Hz)	Fl-OBW(Hz)	Fh-OBW(Hz)	Limit(Hz)	Port
16.8M	2.403625G	2.420425G	17.571M	2.403224G	2.420796G	500k	1
17.5M	2.403275G	2.420775G	17.591M	2.403224G	2.420816G	500k	2
16.65M	2.403875G	2.420525G	17.571M	2.403224G	2.420796G	500k	3

802.11n HT20_Nss1,(MCS0)_3TX EBW

2437MHz

08/04/2020

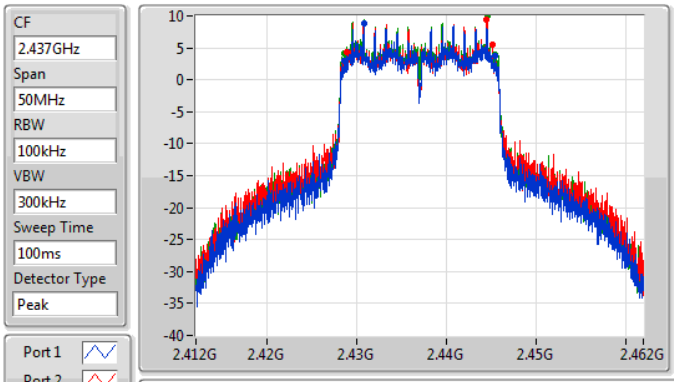

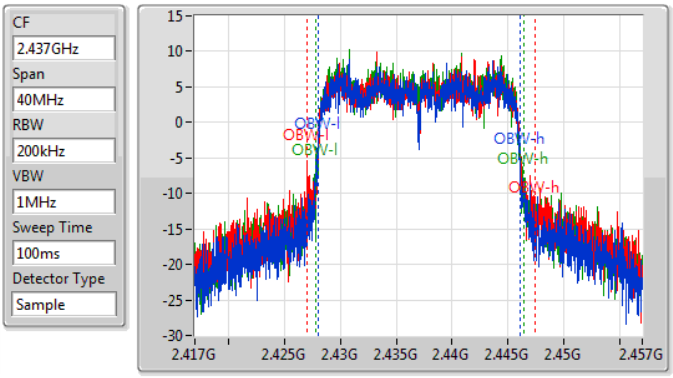

6dB(Hz)	Fl-6dB(Hz)	Fh-6dB(Hz)	OBW(Hz)	Fl-OBW(Hz)	Fh-OBW(Hz)	Limit(Hz)	Port
16.775M	2.428625G	2.4454G	18.111M	2.427985G	2.446095G	500k	1
16.3M	2.428875G	2.445175G	20.33M	2.427045G	2.447375G	500k	2
16.775M	2.428625G	2.4454G	18.591M	2.427825G	2.446415G	500k	3

802.11n HT20_Nss1,(MCS0)_3TX EBW

2462MHz

08/04/2020

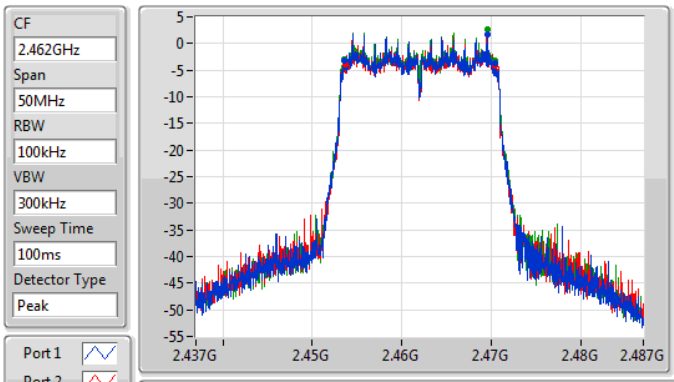

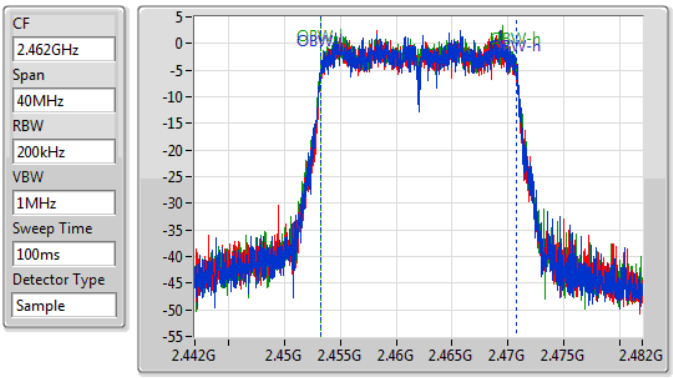

6dB(Hz)	Fl-6dB(Hz)	Fh-6dB(Hz)	OBW(Hz)	Fl-OBW(Hz)	Fh-OBW(Hz)	Limit(Hz)	Port
16.8M	2.453625G	2.470425G	17.571M	2.453224G	2.470796G	500k	1
16.75M	2.45365G	2.4704G	17.571M	2.453224G	2.470796G	500k	2
16.8M	2.453625G	2.470425G	17.571M	2.453224G	2.470796G	500k	3

802.11n HT40_Nss1,(MCS0)_3TX EBW

2422MHz

08/04/2020

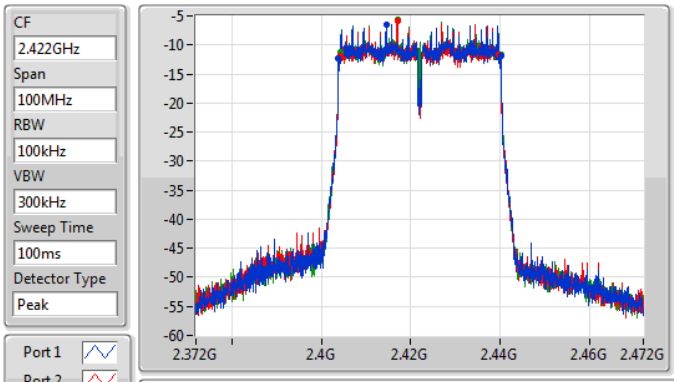

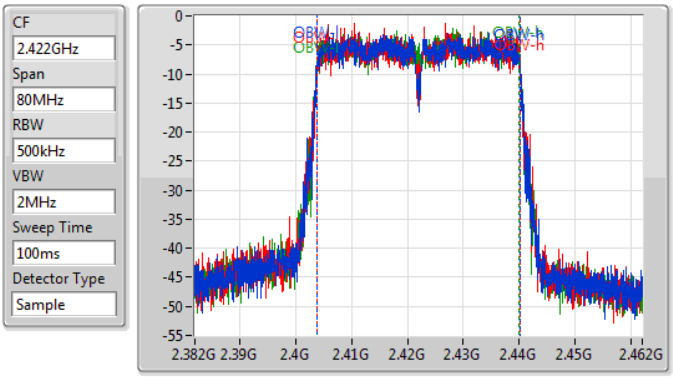

6dB(Hz)	Fl-6dB(Hz)	Fh-6dB(Hz)	OBW(Hz)	Fl-OBW(Hz)	Fh-OBW(Hz)	Limit(Hz)	Port
36.3M	2.40385G	2.44015G	36.182M	2.403889G	2.440071G	500k	1
35.5M	2.40425G	2.43975G	36.182M	2.403929G	2.440111G	500k	2
35.9M	2.40425G	2.44015G	36.142M	2.403889G	2.440031G	500k	3

802.11n HT40_Nss1,(MCS0)_3TX EBW

2437MHz

08/04/2020

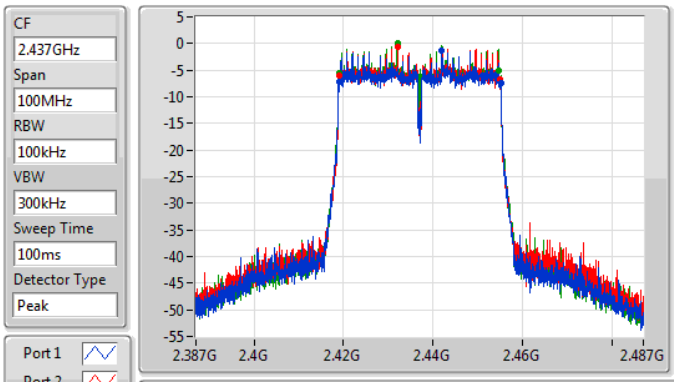

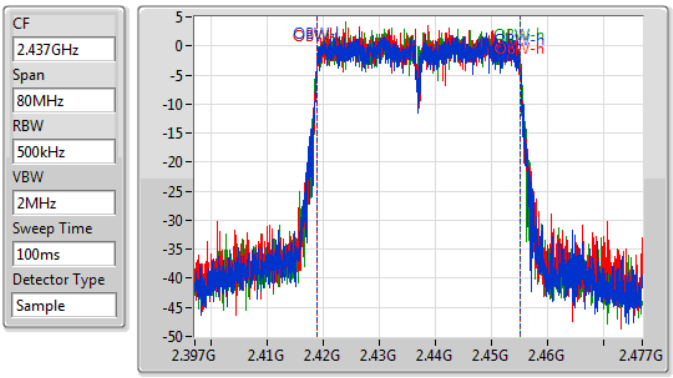

6dB(Hz)	Fl-6dB(Hz)	Fh-6dB(Hz)	OBW(Hz)	Fl-OBW(Hz)	Fh-OBW(Hz)	Limit(Hz)	Port
36.05M	2.4191G	2.45515G	36.142M	2.418929G	2.455071G	500k	1
36.05M	2.4189G	2.45495G	36.182M	2.418929G	2.455111G	500k	2
35.45M	2.41915G	2.4546G	36.182M	2.418889G	2.455071G	500k	3

802.11n HT40_Nss1,(MCS0)_3TX EBW

2452MHz

08/04/2020

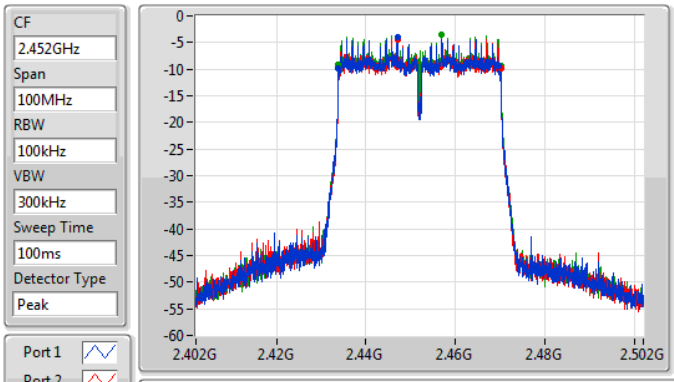

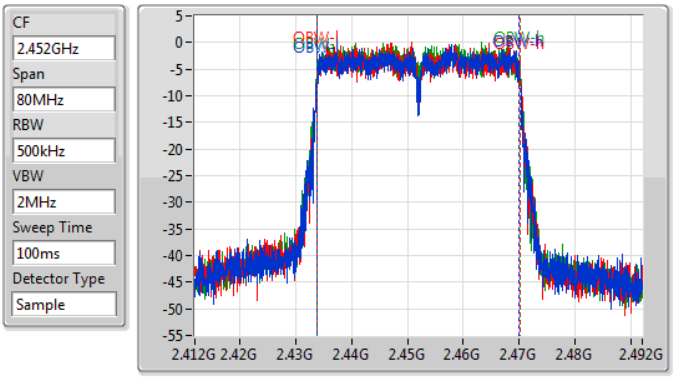

6dB(Hz)	Fl-6dB(Hz)	Fh-6dB(Hz)	OBW(Hz)	Fl-OBW(Hz)	Fh-OBW(Hz)	Limit(Hz)	Port
35.95M	2.43385G	2.4698G	36.102M	2.433929G	2.470031G	500k	1
36.3M	2.43385G	2.47015G	36.182M	2.433929G	2.470111G	500k	2
36.3M	2.43385G	2.47015G	36.142M	2.433929G	2.470071G	500k	3

Summary

Mode	Total Power (dBm)	Total Power (W)
2.4-2.4835GHz	-	-
802.11b_Nss1,(1Mbps)_1TX(Port1)	23.38	0.21777
802.11b_Nss1,(1Mbps)_3TX	24.84	0.30479
802.11g_Nss1,(6Mbps)_3TX	24.96	0.31333
802.11n HT20_Nss1,(MCS0)_3TX	24.94	0.31189
802.11n HT40_Nss1,(MCS0)_3TX	18.88	0.07727

Result

Mode	Result	DG (dBi)	Port 1 (dBm)	Port 2 (dBm)	Port 3 (dBm)	Total Power (dBm)	Power Limit (dBm)
802.11b_Nss1,(1Mbps)_1TX(Port1)	-	-	-	-	-	-	-
2412MHz	Pass	3.50	18.08			18.08	30.00
2417MHz	Pass	3.50	18.14			18.14	30.00
2437MHz	Pass	3.50	23.38			23.38	30.00
2457MHz	Pass	3.50	20.43			20.43	30.00
2462MHz	Pass	3.50	20.47			20.47	30.00
802.11b_Nss1,(1Mbps)_3TX	-	-	-	-	-	-	-
2412MHz	Pass	3.50	14.94	14.35	14.56	19.39	30.00
2417MHz	Pass	3.50	15.04	14.86	15.17	19.80	30.00
2437MHz	Pass	3.50	19.68	20.01	20.47	24.84	30.00
2457MHz	Pass	3.50	15.49	15.55	16.38	20.60	30.00
2462MHz	Pass	3.50	14.66	14.68	15.16	19.61	30.00
802.11g_Nss1,(6Mbps)_3TX	-	-	-	-	-	-	-
2412MHz	Pass	3.50	11.86	11.79	12.09	16.69	30.00
2417MHz	Pass	3.50	15.29	15.20	15.48	20.10	30.00
2437MHz	Pass	3.50	19.86	20.08	20.60	24.96	30.00
2457MHz	Pass	3.50	16.41	16.44	17.18	21.46	30.00
2462MHz	Pass	3.50	14.58	14.41	14.99	19.44	30.00
802.11n HT20_Nss1,(MCS0)_3TX	-	-	-	-	-	-	-
2412MHz	Pass	3.50	12.26	12.30	12.48	17.12	30.00
2417MHz	Pass	3.50	15.16	15.12	15.43	20.01	30.00
2437MHz	Pass	3.50	19.85	20.07	20.56	24.94	30.00
2457MHz	Pass	3.50	16.30	16.36	17.14	21.39	30.00
2462MHz	Pass	3.50	13.49	13.39	14.05	18.42	30.00
802.11n HT40_Nss1,(MCS0)_3TX	-	-	-	-	-	-	-
2422MHz	Pass	3.50	9.06	8.89	9.19	13.82	30.00
2427MHz	Pass	3.50	11.01	10.97	11.19	15.83	30.00
2437MHz	Pass	3.50	13.80	14.16	14.34	18.88	30.00
2447MHz	Pass	3.50	11.96	11.94	12.61	16.95	30.00
2452MHz	Pass	3.50	11.04	10.97	11.61	15.99	30.00

DG = Directional Gain; **Port X** = Port X output power

Summary

Mode	PD (dBm/RBW)
2.4-2.4835GHz	-
802.11b_Nss1,(1Mbps)_1TX(Port1)	-2.59
802.11b_Nss1,(1Mbps)_3TX	-0.99
802.11g_Nss1,(6Mbps)_3TX	0.60
802.11n HT20_Nss1,(MCS0)_3TX	0.73
802.11n HT40_Nss1,(MCS0)_3TX	-6.50

Result

Mode	Result	DG (dBi)	Port 1 (dBm/RBW)	Port 2 (dBm/RBW)	Port 3 (dBm/RBW)	PD (dBm/RBW)	PD Limit (dBm/RBW)
802.11b_Nss1,(1Mbps)_1TX(Port1)	-	-	-	-	-	-	-
2412MHz	Pass	3.50	-7.67			-7.67	8.00
2437MHz	Pass	3.50	-2.59			-2.59	8.00
2462MHz	Pass	3.50	-5.64			-5.64	8.00
802.11b_Nss1,(1Mbps)_3TX	-	-	-	-	-	-	-
2412MHz	Pass	4.03	-11.27	-11.05	-6.35	-5.28	8.00
2437MHz	Pass	4.03	-5.86	-5.51	-2.32	-0.99	8.00
2462MHz	Pass	4.03	-11.19	-11.32	-5.93	-5.06	8.00
802.11g_Nss1,(6Mbps)_3TX	-	-	-	-	-	-	-
2412MHz	Pass	4.03	-14.86	-14.76	-8.69	-8.02	8.00
2437MHz	Pass	4.03	-4.82	-6.55	-0.16	0.60	8.00
2462MHz	Pass	4.03	-12.06	-11.14	-5.29	-4.67	8.00
802.11n HT20_Nss1,(MCS0)_3TX	-	-	-	-	-	-	-
2412MHz	Pass	4.03	-14.75	-14.29	-8.29	-7.57	8.00
2437MHz	Pass	4.03	-6.78	-7.19	0.13	0.73	8.00
2462MHz	Pass	4.03	-12.89	-12.94	-7.26	-6.58	8.00
802.11n HT40_Nss1,(MCS0)_3TX	-	-	-	-	-	-	-
2422MHz	Pass	4.03	-18.65	-20.47	-11.64	-11.02	8.00
2437MHz	Pass	4.03	-15.48	-15.33	-7.11	-6.50	8.00
2452MHz	Pass	4.03	-18.00	-17.62	-9.63	-9.10	8.00

PD = trace bin-by-bin of each transmits port summing can be performed maximum power density; **Port X** = Port X power density;

802.11b_Nss1,(1Mbps)_1TX(Port1) PSD

2412MHz

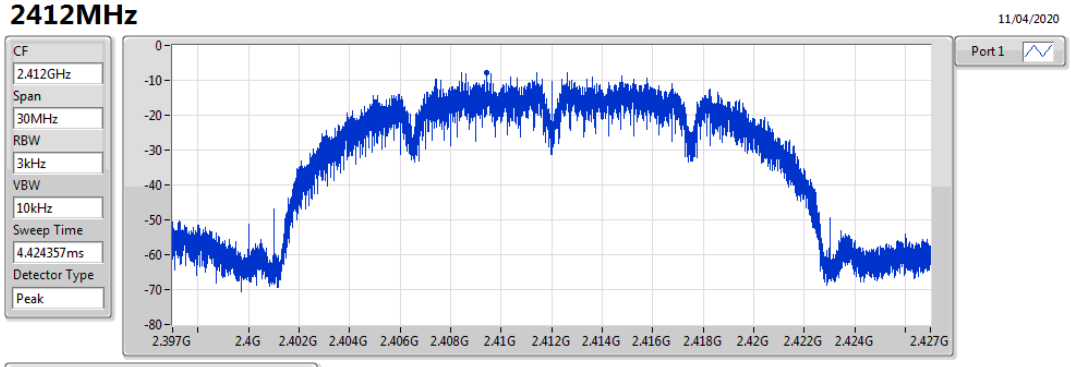

Sum	PD	Port 1
(dBm/RBW)	(dBm/RBW)	(dBm/RBW)
-7.67	-7.67	-7.67

802.11b_Nss1,(1Mbps)_1TX(Port1) PSD

2437MHz

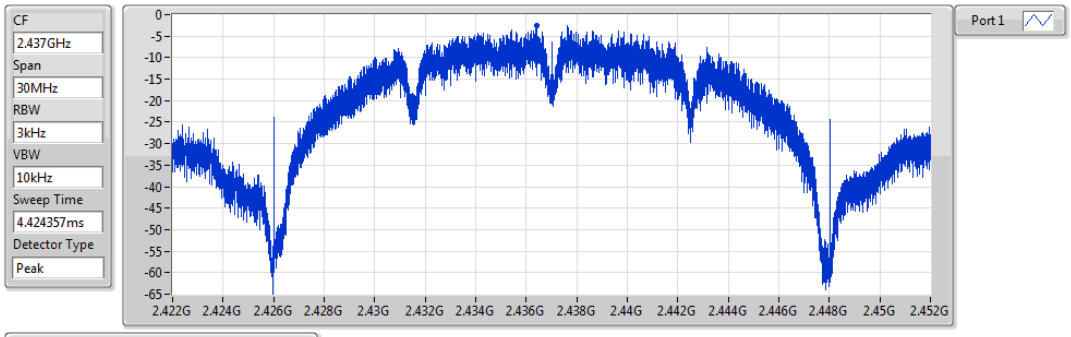

Sum	PD	Port 1
(dBm/RBW)	(dBm/RBW)	(dBm/RBW)
-2.59	-2.59	-2.59

802.11b_Nss1,(1Mbps)_1TX(Port1) PSD

2462MHz

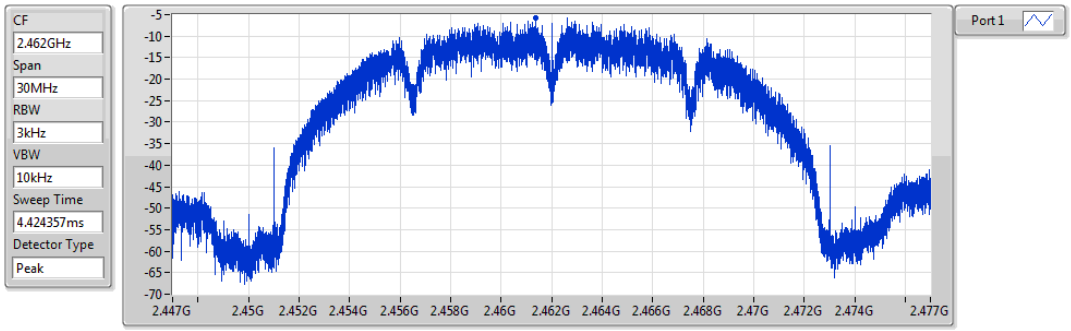

Sum	PD	Port 1
(dBm/RBW)	(dBm/RBW)	(dBm/RBW)
-5.64	-5.64	-5.64

802.11b_Nss1,(1Mbps)_3TX PSD

2412MHz

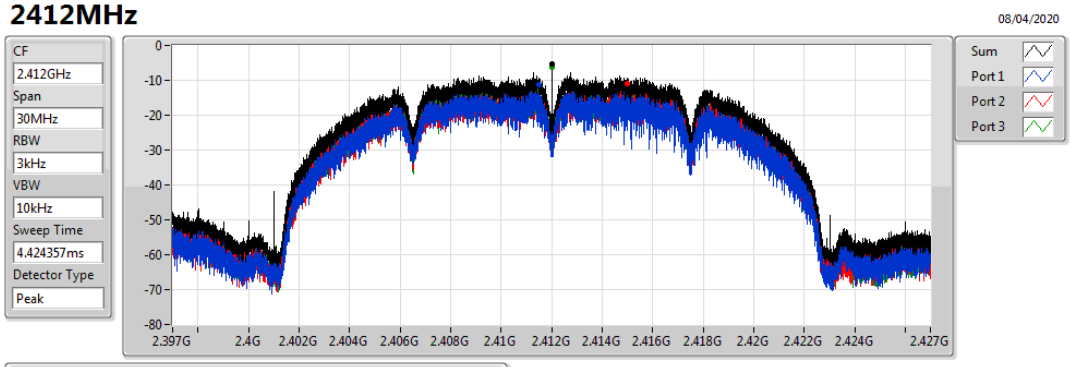

Sum	PD	Port 1	Port 2	Port 3
(dBm/RBW)	(dBm/RBW)	(dBm/RBW)	(dBm/RBW)	(dBm/RBW)
-5.28	-5.28	-11.27	-11.05	-6.35

802.11b_Nss1,(1Mbps)_3TX PSD

2437MHz

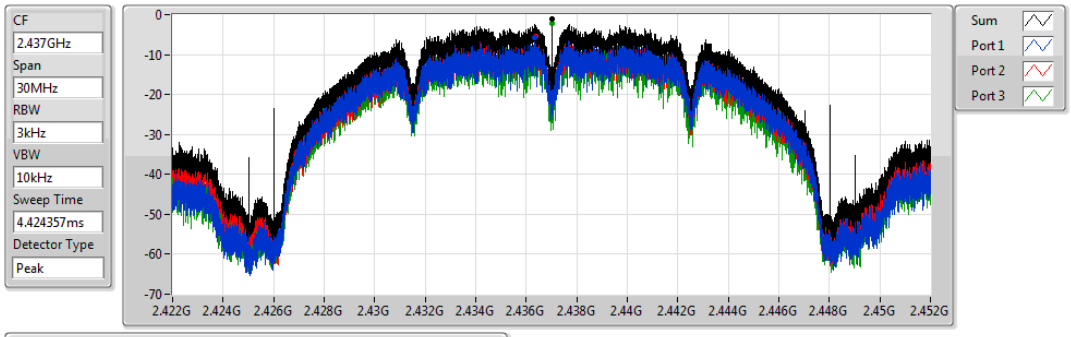

Sum	PD	Port 1	Port 2	Port 3
(dBm/RBW)	(dBm/RBW)	(dBm/RBW)	(dBm/RBW)	(dBm/RBW)
-0.99	-0.99	-5.86	-5.51	-2.32

802.11b_Nss1,(1Mbps)_3TX PSD

2462MHz

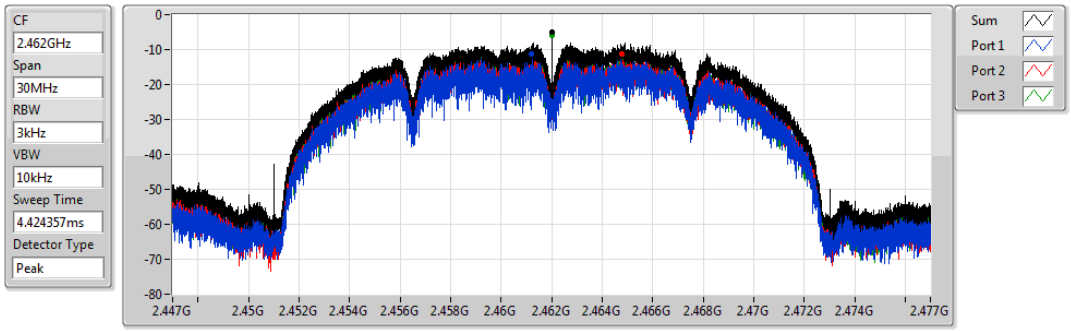

Sum	PD	Port 1	Port 2	Port 3
(dBm/RBW)	(dBm/RBW)	(dBm/RBW)	(dBm/RBW)	(dBm/RBW)
-5.06	-5.06	-11.19	-11.32	-5.93

802.11g_Nss1,(6Mbps)_3TX PSD

2412MHz

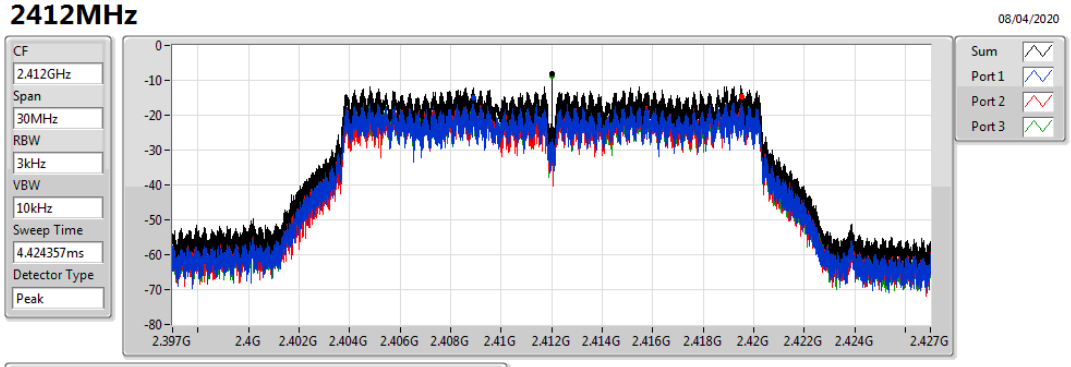

Sum	PD	Port 1	Port 2	Port 3
(dBm/RBW)	(dBm/RBW)	(dBm/RBW)	(dBm/RBW)	(dBm/RBW)
-8.02	-8.02	-14.86	-14.76	-8.69

802.11g_Nss1,(6Mbps)_3TX PSD

2437MHz

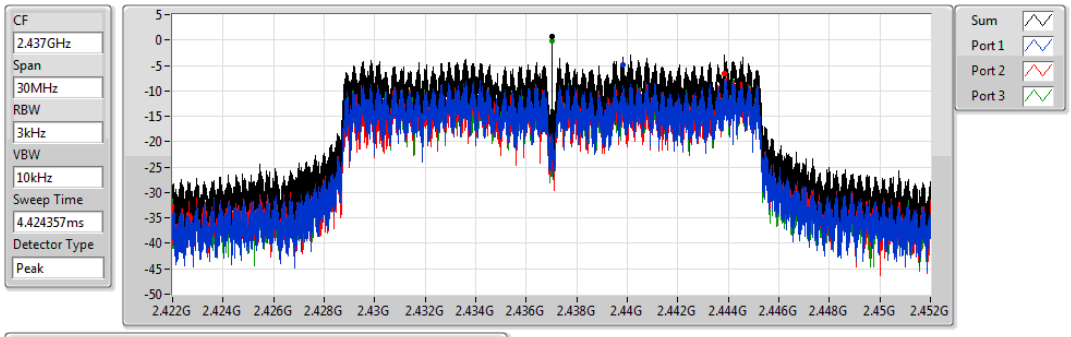

Sum	PD	Port 1	Port 2	Port 3
(dBm/RBW)	(dBm/RBW)	(dBm/RBW)	(dBm/RBW)	(dBm/RBW)
0.60	0.60	-4.82	-6.55	-0.16

802.11g_Nss1,(6Mbps)_3TX PSD

2462MHz

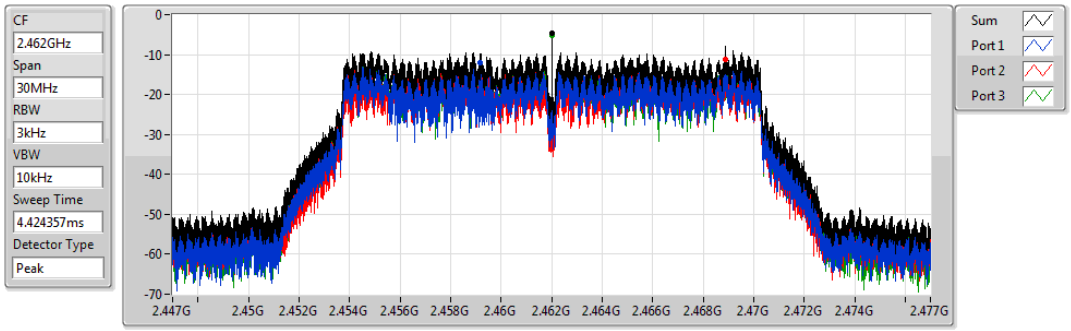

Sum	PD	Port 1	Port 2	Port 3
(dBm/RBW)	(dBm/RBW)	(dBm/RBW)	(dBm/RBW)	(dBm/RBW)
-4.67	-4.67	-12.06	-11.14	-5.29

802.11n HT20_Nss1,(MCS0)_3TX PSD

2412MHz

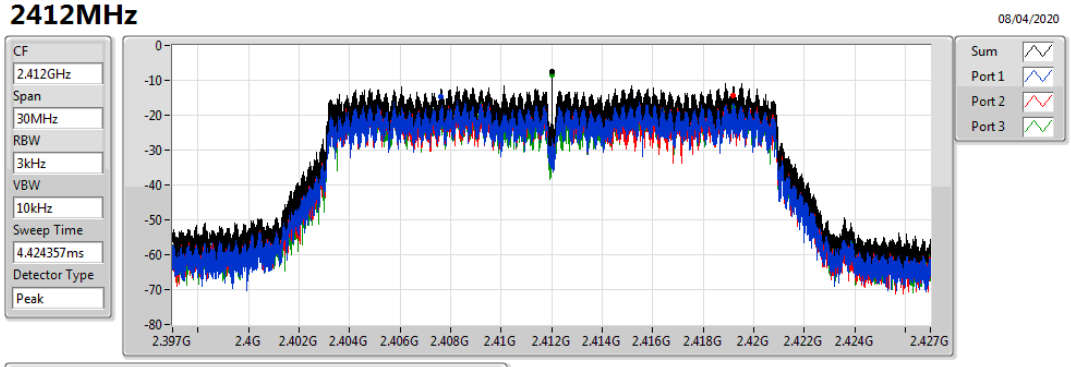

Sum	PD	Port 1	Port 2	Port 3
(dBm/RBW)	(dBm/RBW)	(dBm/RBW)	(dBm/RBW)	(dBm/RBW)
-7.57	-7.57	-14.75	-14.29	-8.29

802.11n HT20_Nss1,(MCS0)_3TX PSD

2437MHz

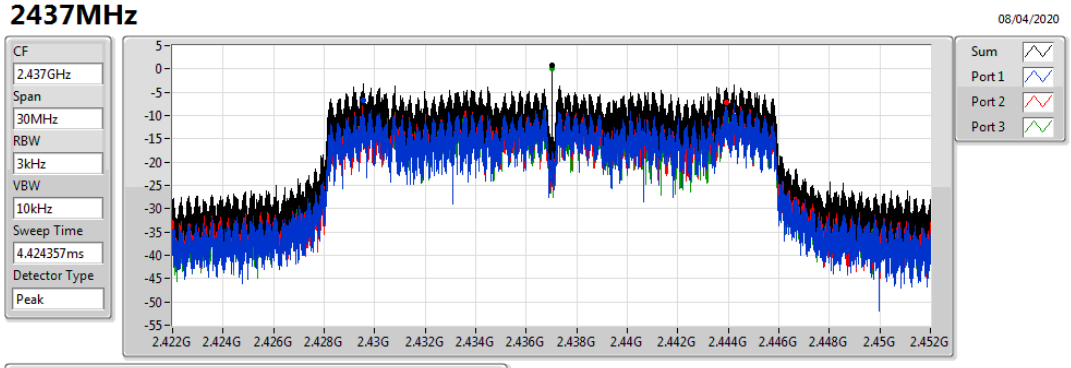

Sum	PD	Port 1	Port 2	Port 3
(dBm/RBW)	(dBm/RBW)	(dBm/RBW)	(dBm/RBW)	(dBm/RBW)
0.73	0.73	-6.78	-7.19	0.13

802.11n HT20_Nss1,(MCS0)_3TX PSD

2462MHz

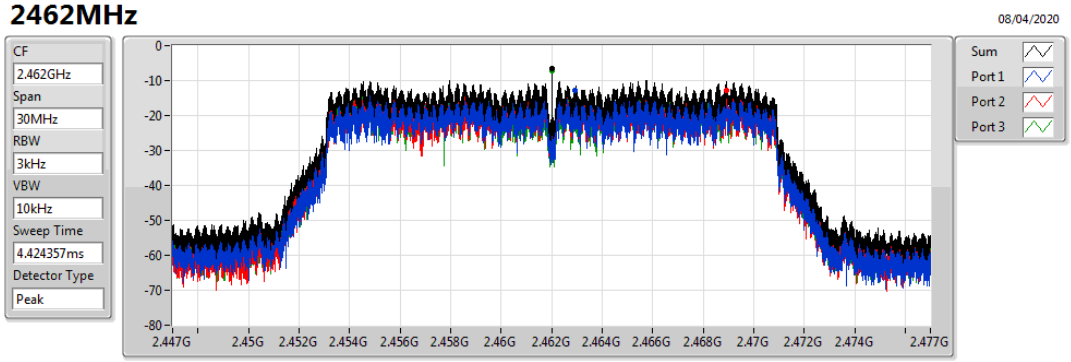

Sum	PD	Port 1	Port 2	Port 3
(dBm/RBW)	(dBm/RBW)	(dBm/RBW)	(dBm/RBW)	(dBm/RBW)
-6.58	-6.58	-12.89	-12.94	-7.26

802.11n HT40_Nss1,(MCS0)_3TX PSD

2422MHz

08/04/2020

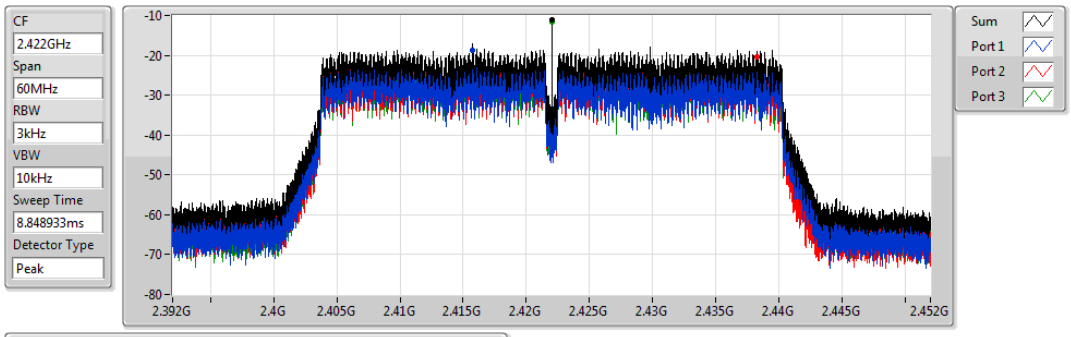

Sum	PD	Port 1	Port 2	Port 3
(dBm/RBW)	(dBm/RBW)	(dBm/RBW)	(dBm/RBW)	(dBm/RBW)
-11.02	-11.02	-18.65	-20.47	-11.64

802.11n HT40_Nss1,(MCS0)_3TX PSD

2437MHz

08/04/2020

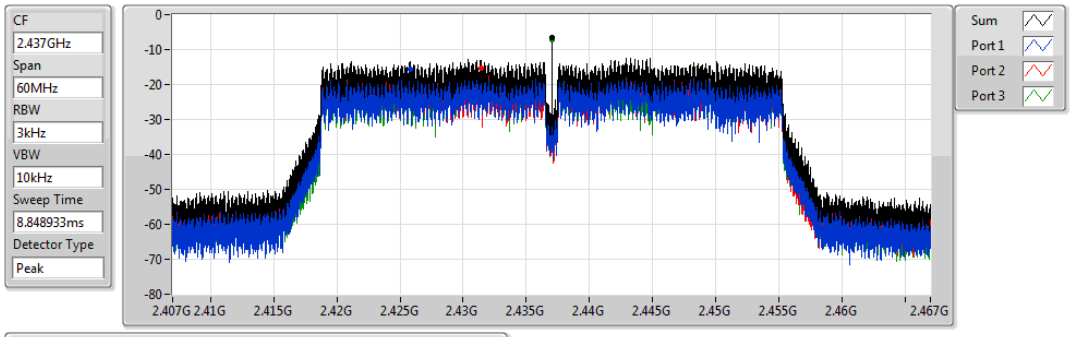

Sum	PD	Port 1	Port 2	Port 3
(dBm/RBW)	(dBm/RBW)	(dBm/RBW)	(dBm/RBW)	(dBm/RBW)
-6.50	-6.50	-15.48	-15.33	-7.11

802.11n HT40_Nss1,(MCS0)_3TX PSD

2452MHz

08/04/2020

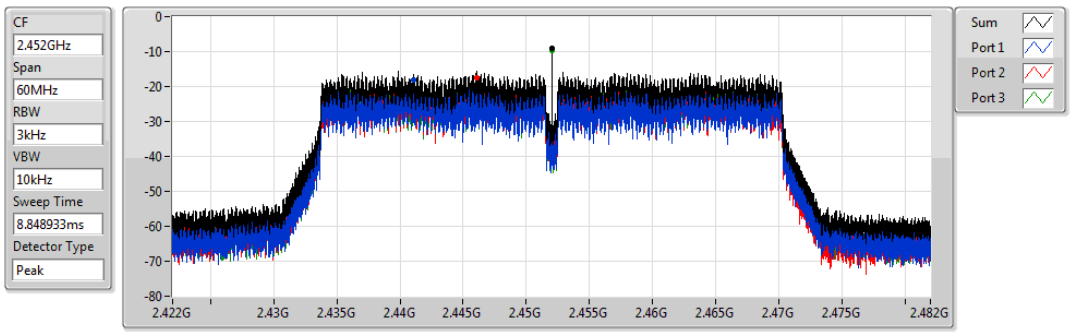

Sum	PD	Port 1	Port 2	Port 3
(dBm/RBW)	(dBm/RBW)	(dBm/RBW)	(dBm/RBW)	(dBm/RBW)
-9.10	-9.10	-18.00	-17.62	-9.63

Summary

Mode	Result	Ref (Hz)	Ref (dBm)	Limit (dBm)	Freq (Hz)	Level (dBm)	Freq (Hz)	Level (dBm)	Freq (Hz)	Level (dBm)	Freq (Hz)	Level (dBm)	Freq (Hz)	Level (dBm)	Port
2.4-2.4835GHz	-	-	-	-	-	-	-	-	-	-	-	-	-	-	-
802.11b_Nss1,(1Mbps)_1TX(Port1)	Pass	2.43649G	11.63	-18.37	2.19574G	-52.17	2.39804G	-33.17	2.4G	-36.41	2.48436G	-42.67	14.94177G	-44.08	1
802.11b_Nss1,(1Mbps)_3TX	Pass	2.43649G	9.67	-20.33	2.30233G	-52.44	2.39752G	-35.27	2.4G	-42.59	2.492G	-50.28	21.42062G	-42.00	2
802.11g_Nss1,(6Mbps)_3TX	Pass	2.44446G	8.85	-21.15	2.12496G	-54.68	2.39988G	-38.04	2.4G	-41.21	2.49104G	-51.53	23.3536G	-41.32	3
802.11n HT20_Nss1,(MCS0)_3TX	Pass	2.44451G	10.00	-20.00	2.14185G	-54.86	2.39824G	-37.42	2.4G	-40.31	2.50012G	-52.33	17.41699G	-42.18	1
802.11n HT40_Nss1,(MCS0)_3TX	Pass	2.43198G	0.00	-30.00	2.19176G	-53.36	2.39952G	-39.08	2.4G	-44.33	2.48542G	-44.97	17.57913G	-41.91	2

Result

Mode	Result	Ref (Hz)	Ref (dBm)	Limit (dBm)	Freq (Hz)	Level (dBm)	Freq (Hz)	Level (dBm)	Freq (Hz)	Level (dBm)	Freq (Hz)	Level (dBm)	Freq (Hz)	Level (dBm)	Port
802.11b_Nss1,(1Mbps)_1TX(Port1)	-	-	-	-	-	-	-	-	-	-	-	-	-	-	-
2412MHz	Pass	2.43649G	11.63	-18.37	2.19137G	-54.19	2.39504G	-35.29	2.4G	-43.88	2.48928G	-50.74	24.73028G	-42.91	1
2437MHz	Pass	2.43649G	11.63	-18.37	2.19574G	-52.17	2.39804G	-33.17	2.4G	-36.41	2.48436G	-42.67	14.94177G	-44.08	1
2462MHz	Pass	2.43649G	11.63	-18.37	2.19457G	-52.16	2.39896G	-49.88	2.4835G	-40.93	2.4875G	-39.12	24.78366G	-43.38	1
802.11b_Nss1,(1Mbps)_3TX	-	-	-	-	-	-	-	-	-	-	-	-	-	-	-
2412MHz	Pass	2.43649G	9.67	-20.33	2.17651G	-53.59	2.39452G	-36.77	2.4G	-45.17	2.48984G	-50.87	23.54746G	-41.53	1
2412MHz	Pass	2.43649G	9.67	-20.33	2.30233G	-52.44	2.39752G	-35.27	2.4G	-42.59	2.492G	-50.28	21.42062G	-42.00	2
2412MHz	Pass	2.43649G	9.67	-20.33	2.30379G	-55.10	2.39702G	-36.09	2.4G	-42.72	2.49554G	-51.03	23.3255G	-42.68	3
2437MHz	Pass	2.43649G	9.67	-20.33	2.19719G	-51.08	2.398G	-41.76	2.4G	-44.32	2.48396G	-45.75	15.13001G	-42.04	1
2437MHz	Pass	2.43649G	9.67	-20.33	2.19719G	-51.25	2.39802G	-37.35	2.4G	-39.16	2.48698G	-44.71	23.31426G	-42.51	2
2437MHz	Pass	2.43649G	9.67	-20.33	2.19661G	-48.88	2.39802G	-40.22	2.4G	-43.54	2.487G	-43.99	23.31426G	-42.15	3
2462MHz	Pass	2.43649G	9.67	-20.33	2.30117G	-53.76	2.39774G	-52.07	2.4835G	-51.42	2.49002G	-46.24	17.47599G	-41.61	1
2462MHz	Pass	2.43649G	9.67	-20.33	2.19457G	-53.20	2.3947G	-51.70	2.4835G	-51.20	2.49G	-45.99	16.2454G	-42.56	2
2462MHz	Pass	2.43649G	9.67	-20.33	2.17564G	-53.90	2.39004G	-52.38	2.4835G	-50.91	2.487G	-45.94	15.21429G	-41.42	3
802.11g_Nss1,(6Mbps)_3TX	-	-	-	-	-	-	-	-	-	-	-	-	-	-	-
2412MHz	Pass	2.44446G	8.85	-21.15	2.30874G	-54.79	2.39868G	-38.30	2.4G	-40.75	2.49952G	-51.89	23.33955G	-41.89	1
2412MHz	Pass	2.44446G	8.85	-21.15	2.16049G	-54.57	2.39986G	-38.46	2.4G	-41.85	2.50374G	-52.54	23.21593G	-41.57	2
2412MHz	Pass	2.44446G	8.85	-21.15	2.12496G	-54.68	2.39988G	-38.04	2.4G	-41.21	2.49104G	-51.53	23.3536G	-41.32	3
2437MHz	Pass	2.44446G	8.85	-21.15	2.19078G	-51.68	2.39958G	-39.25	2.4G	-44.53	2.48772G	-44.89	23.55027G	-41.88	1
2437MHz	Pass	2.44446G	8.85	-21.15	2.30583G	-51.84	2.39988G	-38.66	2.4G	-41.24	2.48388G	-43.90	23.34236G	-41.32	2
2437MHz	Pass	2.44446G	8.85	-21.15	2.19486G	-51.51	2.3973G	-38.91	2.4G	-42.78	2.48738G	-46.09	15.25363G	-41.92	3
2462MHz	Pass	2.44446G	8.85	-21.15	2.30932G	-54.88	2.39018G	-52.56	2.4835G	-44.35	2.4841G	-43.32	23.35079G	-42.42	1
2462MHz	Pass	2.44446G	8.85	-21.15	2.30932G	-53.29	2.3983G	-53.26	2.4835G	-41.55	2.48428G	-41.86	15.2452G	-41.99	2
2462MHz	Pass	2.44446G	8.85	-21.15	2.3067G	-53.20	2.3996G	-51.77	2.4835G	-46.14	2.48356G	-41.48	24.66285G	-42.76	3
802.11n HT20_Nss1,(MCS0)_3TX	-	-	-	-	-	-	-	-	-	-	-	-	-	-	-
2412MHz	Pass	2.44451G	10.00	-20.00	2.14185G	-54.86	2.39824G	-37.42	2.4G	-40.31	2.50012G	-52.33	17.41699G	-42.18	1
2412MHz	Pass	2.44451G	10.00	-20.00	1.65255G	-54.96	2.39912G	-37.65	2.4G	-41.56	2.50828G	-52.27	15.23677G	-42.62	2
2412MHz	Pass	2.44451G	10.00	-20.00	2.15117G	-55.06	2.3998G	-39.40	2.4G	-41.25	2.50024G	-52.08	16.20888G	-42.37	3
2437MHz	Pass	2.44451G	10.00	-20.00	2.3G	-52.93	2.39828G	-38.32	2.4G	-43.01	2.48512G	-45.06	17.62771G	-42.45	1
2437MHz	Pass	2.44451G	10.00	-20.00	2.16137G	-52.05	2.39954G	-38.22	2.4G	-41.57	2.48384G	-43.67	24.59823G	-42.29	2
2437MHz	Pass	2.44451G	10.00	-20.00	2.19865G	-51.73	2.39738G	-37.57	2.4G	-42.73	2.48482G	-44.65	24.53642G	-41.06	3
2462MHz	Pass	2.44451G	10.00	-20.00	2.17943G	-54.11	2.39012G	-51.94	2.4835G	-46.95	2.48394G	-43.59	24.95224G	-41.58	1
2462MHz	Pass	2.44451G	10.00	-20.00	2.187G	-54.00	2.39048G	-52.43	2.4835G	-48.77	2.4839G	-42.15	23.33112G	-42.19	2
2462MHz	Pass	2.44451G	10.00	-20.00	2.13079G	-54.73	2.39014G	-53.38	2.4835G	-47.12	2.48454G	-43.72	24.60947G	-42.44	3
802.11n HT40_Nss1,(MCS0)_3TX	-	-	-	-	-	-	-	-	-	-	-	-	-	-	-
2422MHz	Pass	2.43198G	0.00	-30.00	2.14596G	-55.54	2.39704G	-42.74	2.4G	-46.88	2.48366G	-52.53	24.8794G	-41.97	1
2422MHz	Pass	2.43198G	0.00	-30.00	942.57M	-54.70	2.39704G	-42.42	2.4G	-46.63	2.53198G	-52.43	21.69623G	-42.02	2
2422MHz	Pass	2.43198G	0.00	-30.00	778.54M	-54.88	2.39452G	-42.75	2.4G	-47.37	2.51426G	-52.05	23.37896G	-42.29	3
2437MHz	Pass	2.43198G	0.00	-30.00	2.15111G	-54.54	2.39704G	-40.74	2.4G	-44.65	2.4895G	-46.82	17.48658G	-41.52	1
2437MHz	Pass	2.43198G	0.00	-30.00	2.19176G	-53.36	2.39952G	-39.08	2.4G	-44.33	2.48542G	-44.97	17.57913G	-41.91	2
2437MHz	Pass	2.43198G	0.00	-30.00	2.18976G	-54.13	2.39956G	-41.27	2.4G	-43.91	2.48358G	-48.26	23.5865G	-42.11	3
2452MHz	Pass	2.43198G	0.00	-30.00	953.44M	-54.91	2.3976G	-50.94	2.4835G	-47.93	2.48702G	-45.86	21.47186G	-42.13	1
2452MHz	Pass	2.43198G	0.00	-30.00	2.19033G	-54.46	2.39704G	-51.81	2.4835G	-47.90	2.49202G	-45.75	23.24434G	-41.34	2
2452MHz	Pass	2.43198G	0.00	-30.00	2.19777G	-54.59	2.39856G	-51.02	2.4835G	-46.72	2.4845G	-44.54	24.00438G	-41.90	3

802.11b_Nss1,(1Mbps)_1TX(Port1) **CSENdB**

2412MHz

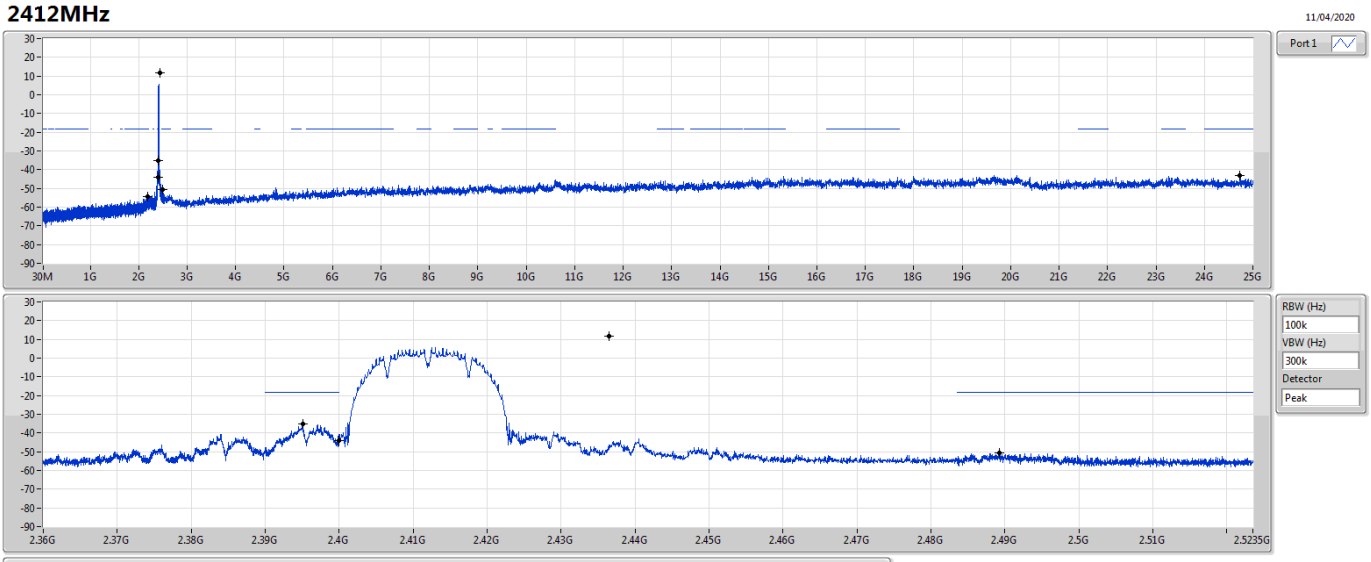

Ref(Hz)	Ref(dBm)	Limit(dBm)	Freq(Hz)	Level(dBm)	Freq(Hz)	Level(dBm)	Freq(Hz)	Level(dBm)	Freq(Hz)	Level(dBm)	Freq(Hz)	Level(dBm)	Port
2.43649G	11.63	-18.37	2.19137G	-54.19	2.39504G	-35.29	2.4G	-43.88	2.48928G	-50.74	24.73028G	-42.91	1

802.11b_Nss1,(1Mbps)_1TX(Port1) **CSENdB**

2437MHz

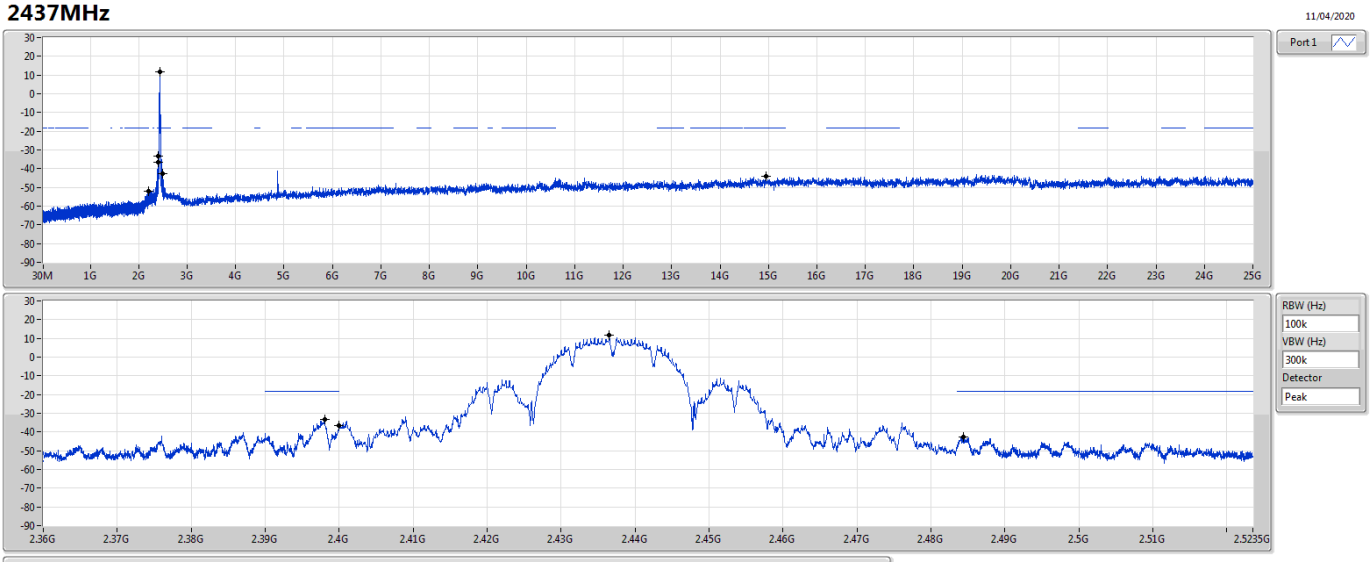

Ref(Hz)	Ref(dBm)	Limit(dBm)	Freq(Hz)	Level(dBm)	Freq(Hz)	Level(dBm)	Freq(Hz)	Level(dBm)	Freq(Hz)	Level(dBm)	Freq(Hz)	Level(dBm)	Port
2.43649G	11.63	-18.37	2.19574G	-52.17	2.39804G	-33.17	2.4G	-36.41	2.48436G	-42.67	14.94177G	-44.08	1

802.11b_Nss1,(1Mbps)_1TX(Port1) **CSENdB**

2462MHz

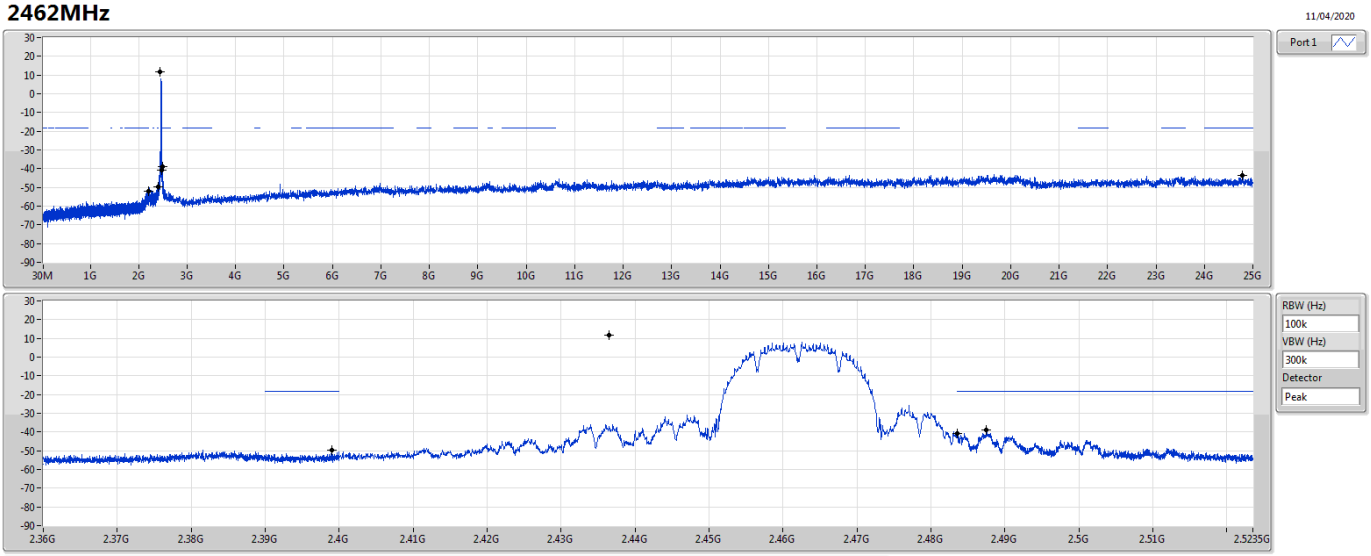

Ref(Hz)	Ref(dBm)	Limit(dBm)	Freq(Hz)	Level(dBm)	Freq(Hz)	Level(dBm)	Freq(Hz)	Level(dBm)	Freq(Hz)	Level(dBm)	Freq(Hz)	Level(dBm)	Port
2.43649G	11.63	-18.37	2.19457G	-52.16	2.39896G	-49.88	2.4835G	-40.93	2.4875G	-39.12	24.78366G	-43.38	1

802.11b_Nss1,(1Mbps)_3TX **CSENdB**

2412MHz

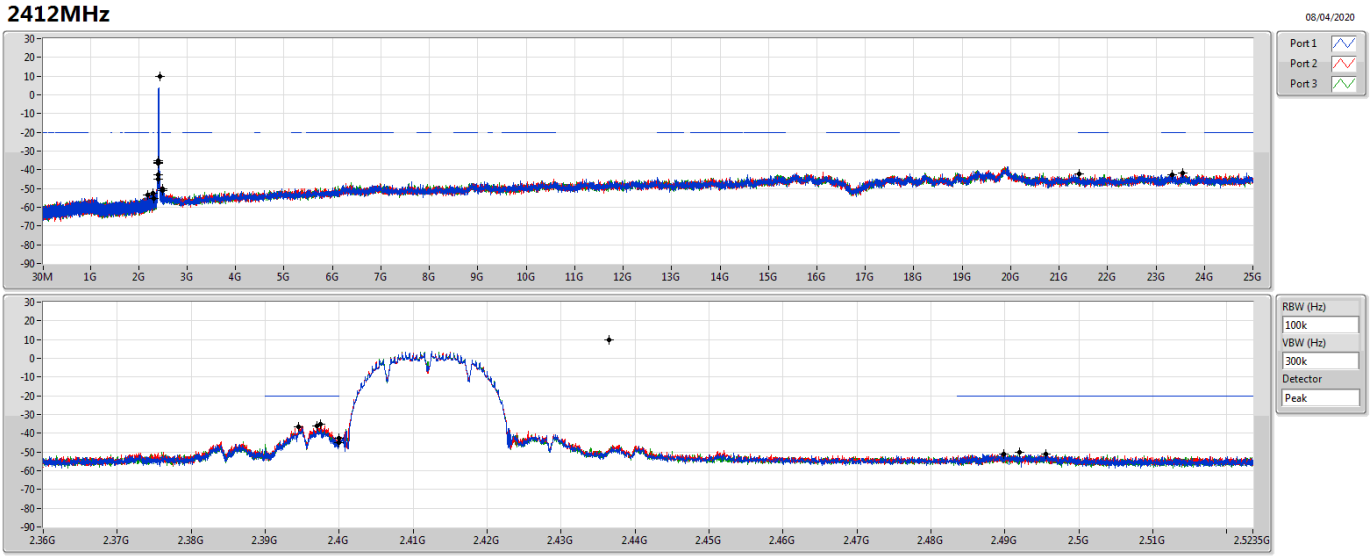

Ref(Hz)	Ref(dBm)	Limit(dBm)	Freq(Hz)	Level(dBm)	Freq(Hz)	Level(dBm)	Freq(Hz)	Level(dBm)	Freq(Hz)	Level(dBm)	Freq(Hz)	Level(dBm)	Port
2.43649G	9.67	-20.33	2.17651G	-53.59	2.39452G	-36.77	2.4G	-45.17	2.48984G	-50.87	23.54746G	-41.53	1
2.43649G	9.67	-20.33	2.30233G	-52.44	2.39752G	-35.27	2.4G	-42.59	2.492G	-50.28	21.42062G	-42.00	2
2.43649G	9.67	-20.33	2.30379G	-55.10	2.39702G	-36.09	2.4G	-42.72	2.49554G	-51.03	23.3255G	-42.68	3

802.11b_Nss1,(1Mbps)_3TX **CSENdB**

2437MHz

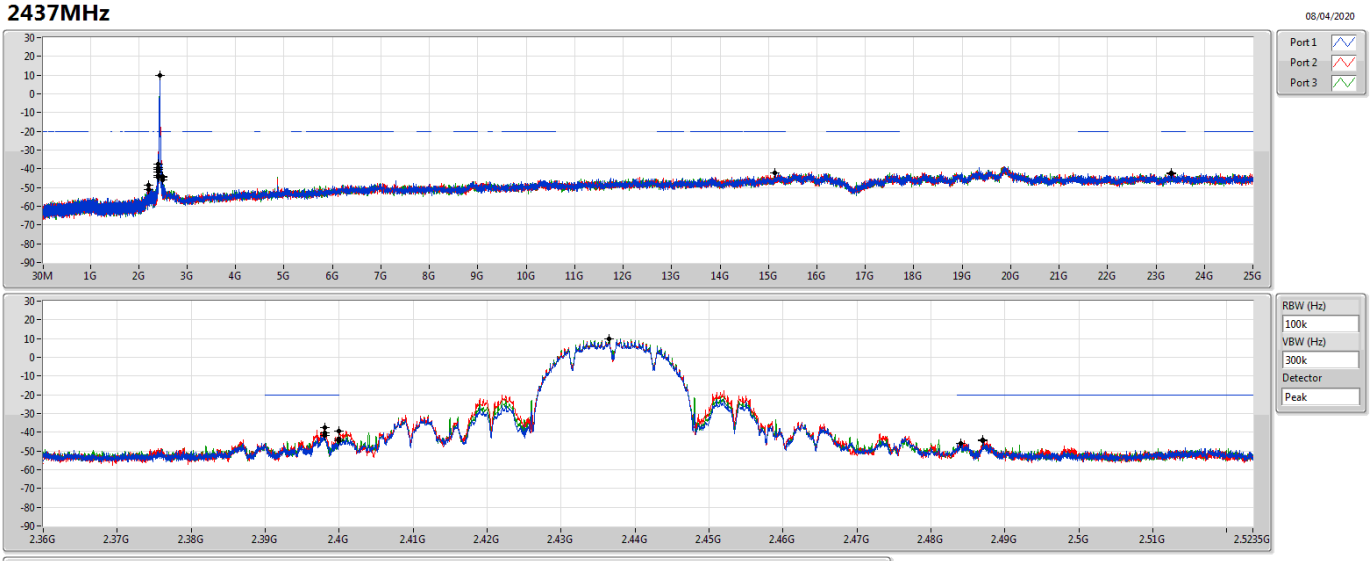

Ref(Hz)	Ref(dBm)	Limit(dBm)	Freq(Hz)	Level(dBm)	Freq(Hz)	Level(dBm)	Freq(Hz)	Level(dBm)	Freq(Hz)	Level(dBm)	Freq(Hz)	Level(dBm)	Port
2.43649G	9.67	-20.33	2.19719G	-51.08	2.398G	-41.76	2.4G	-44.32	2.48396G	-45.75	15.13001G	-42.04	1
2.43649G	9.67	-20.33	2.19719G	-51.25	2.39802G	-37.35	2.4G	-39.16	2.48698G	-44.71	23.31426G	-42.51	2
2.43649G	9.67	-20.33	2.19661G	-48.88	2.39802G	-40.22	2.4G	-43.54	2.487G	-43.99	23.31426G	-42.15	3

802.11b_Nss1,(1Mbps)_3TX **CSENdB**

2462MHz

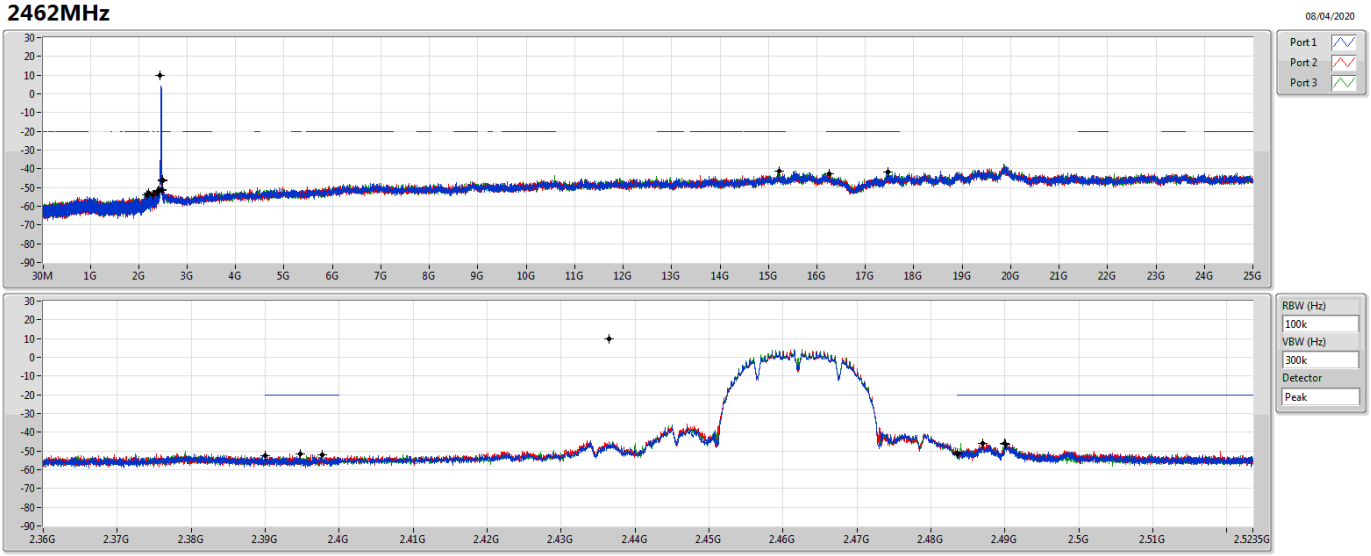

Ref(Hz)	Ref(dBm)	Limit(dBm)	Freq(Hz)	Level(dBm)	Freq(Hz)	Level(dBm)	Freq(Hz)	Level(dBm)	Freq(Hz)	Level(dBm)	Freq(Hz)	Level(dBm)	Port
2.43649G	9.67	-20.33	2.30117G	-53.76	2.39774G	-52.07	2.4835G	-51.42	2.49002G	-46.24	17.47599G	-41.61	1
2.43649G	9.67	-20.33	2.19457G	-53.20	2.3947G	-51.70	2.4835G	-51.20	2.49G	-45.99	16.2454G	-42.56	2
2.43649G	9.67	-20.33	2.17564G	-53.90	2.39004G	-52.38	2.4835G	-50.91	2.487G	-45.94	15.21429G	-41.42	3

802.11g_Nss1,(6Mbps)_3TX **CSENdB**

2412MHz

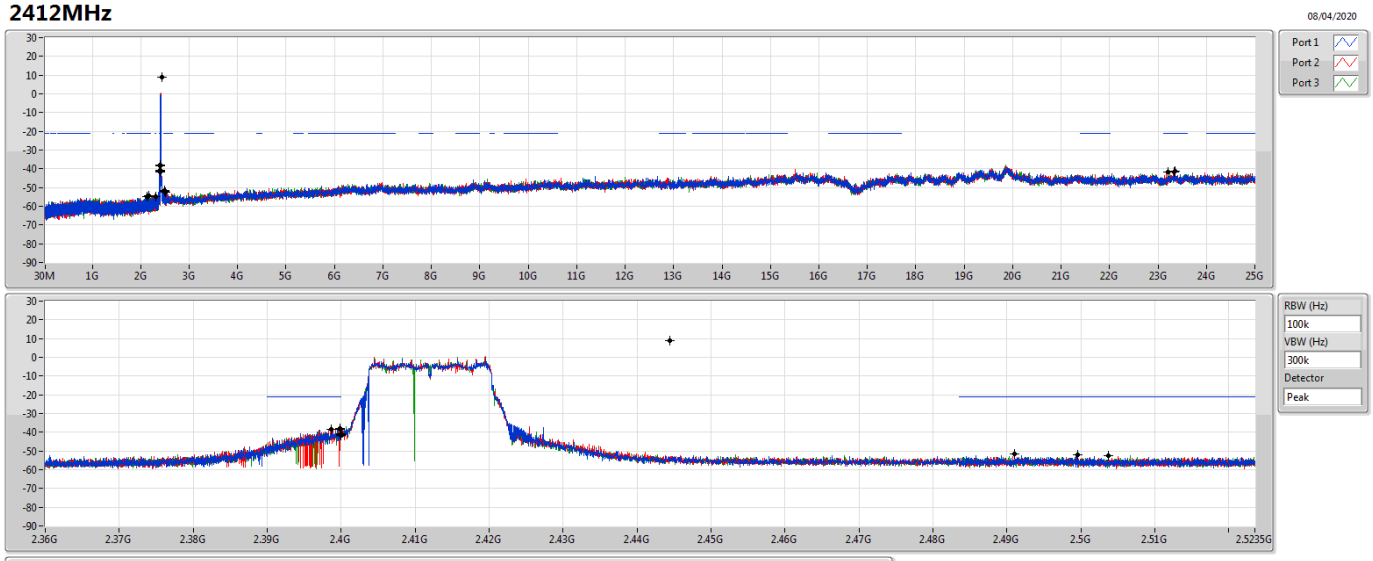

Ref(Hz)	Ref(dBm)	Limit(dBm)	Freq(Hz)	Level(dBm)	Freq(Hz)	Level(dBm)	Freq(Hz)	Level(dBm)	Freq(Hz)	Level(dBm)	Freq(Hz)	Level(dBm)	Port
2.44446G	8.85	-21.15	2.30874G	-54.79	2.39868G	-38.30	2.4G	-40.75	2.49952G	-51.89	23.33955G	-41.89	1
2.44446G	8.85	-21.15	2.16049G	-54.57	2.39986G	-38.46	2.4G	-41.85	2.50374G	-52.54	23.21593G	-41.57	2
2.44446G	8.85	-21.15	2.12496G	-54.68	2.39988G	-38.04	2.4G	-41.21	2.49104G	-51.53	23.3536G	-41.32	3

802.11g_Nss1,(6Mbps)_3TX **CSENdB**

2437MHz

Ref(Hz)	Ref(dBm)	Limit(dBm)	Freq(Hz)	Level(dBm)	Freq(Hz)	Level(dBm)	Freq(Hz)	Level(dBm)	Freq(Hz)	Level(dBm)	Freq(Hz)	Level(dBm)	Port
2.44446G	8.85	-21.15	2.19078G	-51.68	2.39958G	-39.25	2.4G	-44.53	2.48772G	-44.89	23.55027G	-41.88	1
2.44446G	8.85	-21.15	2.30583G	-51.84	2.39988G	-38.66	2.4G	-41.24	2.48388G	-43.90	23.34236G	-41.32	2
2.44446G	8.85	-21.15	2.19486G	-51.51	2.3973G	-38.91	2.4G	-42.78	2.48738G	-46.09	15.25363G	-41.92	3

802.11g_Nss1,(6Mbps)_3TX **CSENdB**

2462MHz

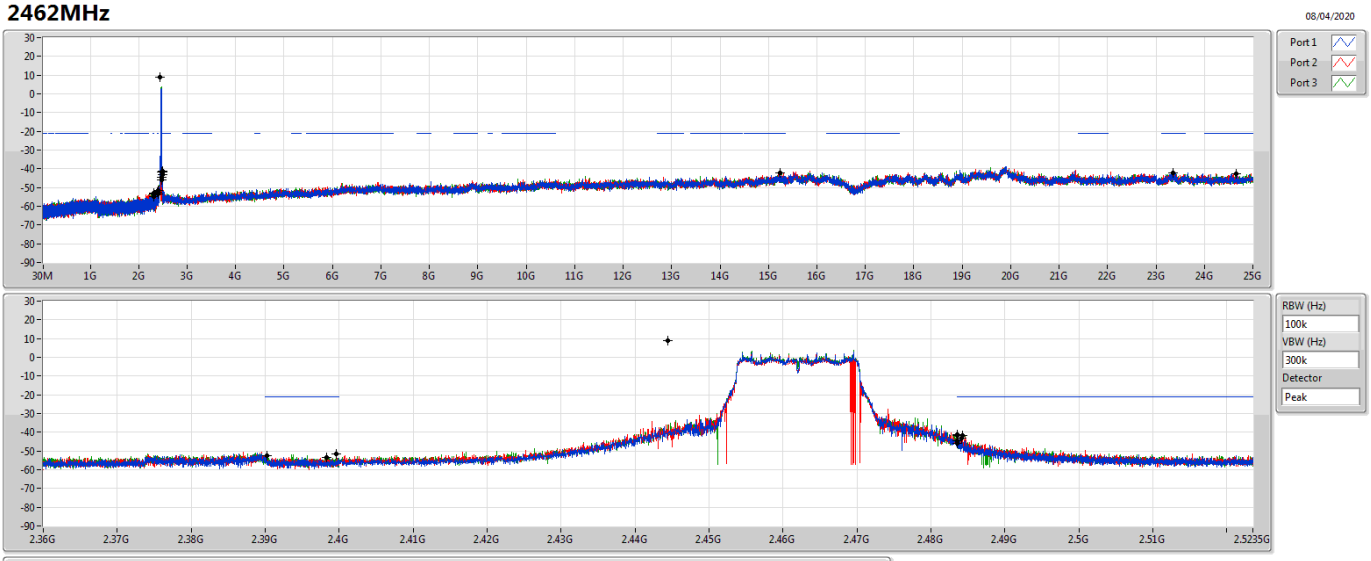

Ref(Hz)	Ref(dBm)	Limit(dBm)	Freq(Hz)	Level(dBm)	Freq(Hz)	Level(dBm)	Freq(Hz)	Level(dBm)	Freq(Hz)	Level(dBm)	Freq(Hz)	Level(dBm)	Port
2.44446G	8.85	-21.15	2.30932G	-54.88	2.39018G	-52.56	2.4835G	-44.35	2.4841G	-43.32	23.35079G	-42.42	1
2.44446G	8.85	-21.15	2.30932G	-53.29	2.3983G	-53.26	2.4835G	-41.55	2.48428G	-41.86	15.2452G	-41.99	2
2.44446G	8.85	-21.15	2.3067G	-53.20	2.3996G	-51.77	2.4835G	-46.14	2.48356G	-41.48	24.66285G	-42.76	3

802.11n HT20_Nss1,(MCS0)_3TX **CSENdB**

2412MHz

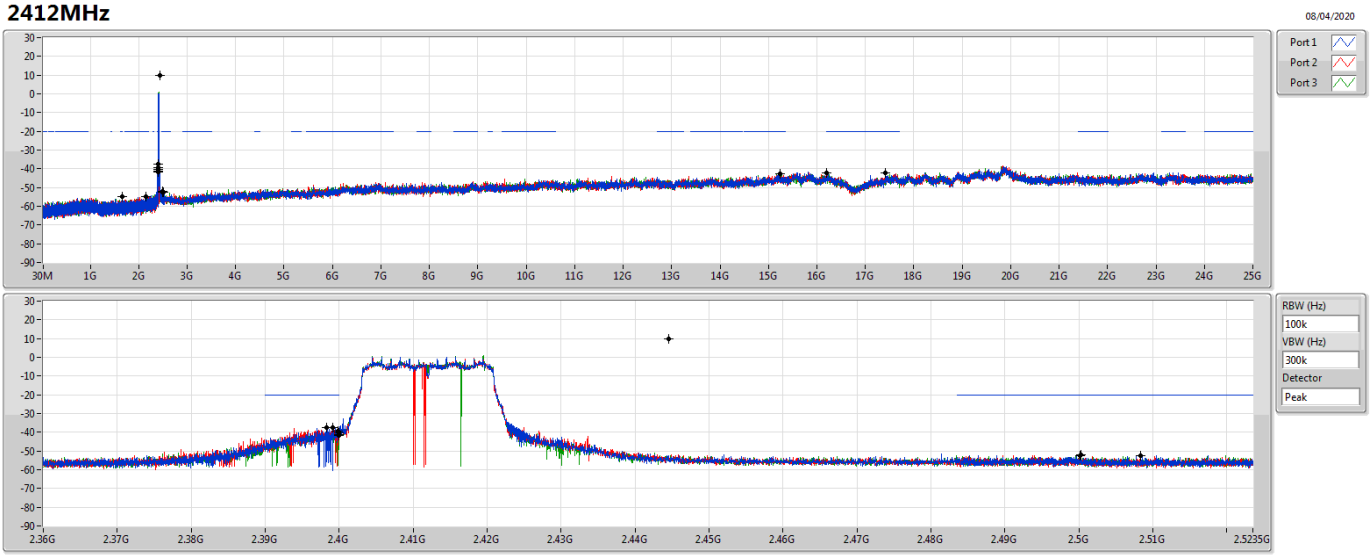

Ref(Hz)	Ref(dBm)	Limit(dBm)	Freq(Hz)	Level(dBm)	Freq(Hz)	Level(dBm)	Freq(Hz)	Level(dBm)	Freq(Hz)	Level(dBm)	Freq(Hz)	Level(dBm)	Port
2.44451G	10.00	-20.00	2.14185G	-54.86	2.39824G	-37.42	2.4G	-40.31	2.50012G	-52.33	17.41699G	-42.18	1
2.44451G	10.00	-20.00	1.65255G	-54.96	2.39912G	-37.65	2.4G	-41.56	2.50828G	-52.27	15.23677G	-42.62	2
2.44451G	10.00	-20.00	2.15117G	-55.06	2.3998G	-39.40	2.4G	-41.25	2.50024G	-52.08	16.20888G	-42.37	3

802.11n HT20_Nss1,(MCS0)_3TX **CSENdB**

2437MHz

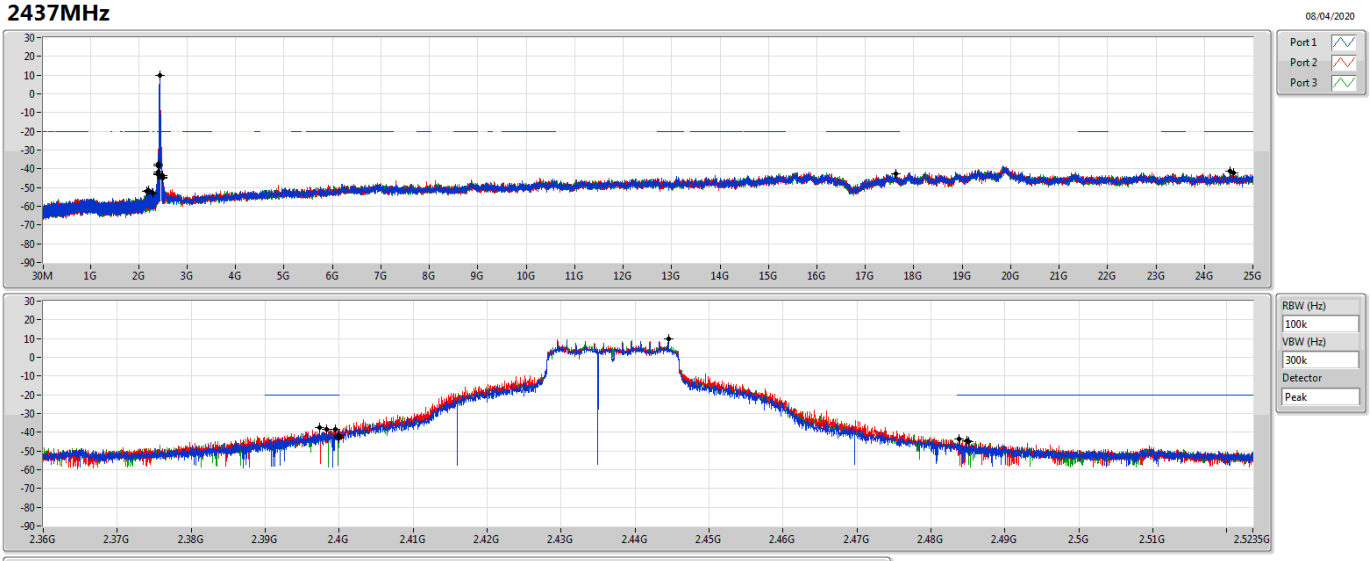

Ref(Hz)	Ref(dBm)	Limit(dBm)	Freq(Hz)	Level(dBm)	Freq(Hz)	Level(dBm)	Freq(Hz)	Level(dBm)	Freq(Hz)	Level(dBm)	Freq(Hz)	Level(dBm)	Port
2.44451G	10.00	-20.00	2.3G	-52.93	2.39828G	-38.32	2.4G	-43.01	2.48512G	-45.06	17.62771G	-42.45	1
2.44451G	10.00	-20.00	2.16137G	-52.05	2.39954G	-38.22	2.4G	-41.57	2.48384G	-43.67	24.59823G	-42.29	2
2.44451G	10.00	-20.00	2.19865G	-51.73	2.39738G	-37.57	2.4G	-42.73	2.48482G	-44.65	24.53642G	-41.06	3

802.11n HT20_Nss1,(MCS0)_3TX **CSENdB**

2462MHz

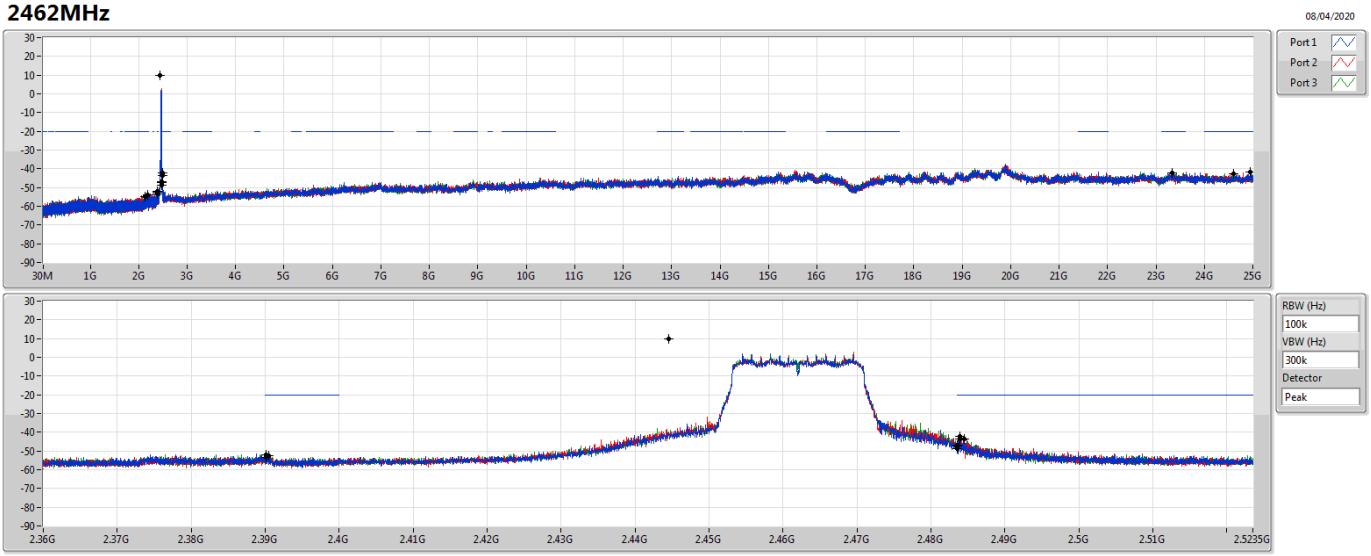

Ref(Hz)	Ref(dBm)	Limit(dBm)	Freq(Hz)	Level(dBm)	Freq(Hz)	Level(dBm)	Freq(Hz)	Level(dBm)	Freq(Hz)	Level(dBm)	Freq(Hz)	Level(dBm)	Port
2.44451G	10.00	-20.00	2.17943G	-54.11	2.39012G	-51.94	2.4835G	-46.95	2.48394G	-43.59	24.95224G	-41.58	1
2.44451G	10.00	-20.00	2.187G	-54.00	2.39048G	-52.43	2.4835G	-48.77	2.4839G	-42.15	23.33112G	-42.19	2
2.44451G	10.00	-20.00	2.13079G	-54.73	2.39014G	-53.38	2.4835G	-47.12	2.48454G	-43.72	24.60947G	-42.44	3

802.11n HT40_Nss1,(MCS0)_3TX **CSENdB**

2422MHz

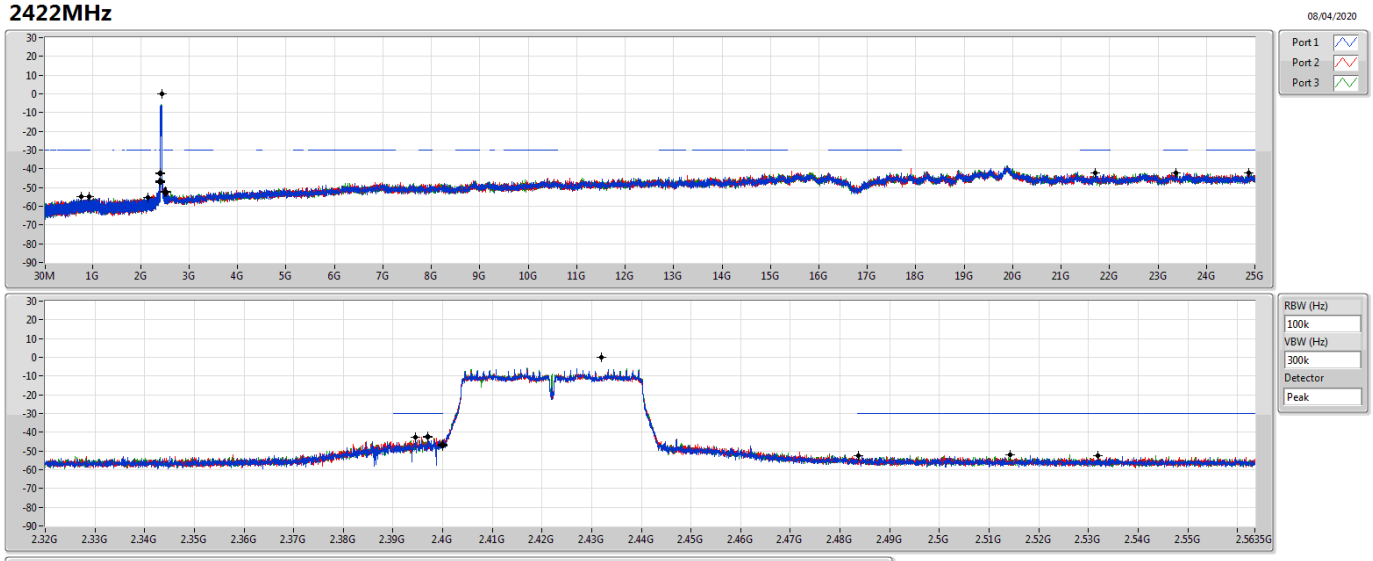

Ref(Hz)	Ref(dBm)	Limit(dBm)	Freq(Hz)	Level(dBm)	Freq(Hz)	Level(dBm)	Freq(Hz)	Level(dBm)	Freq(Hz)	Level(dBm)	Freq(Hz)	Level(dBm)	Port
2.43198G	0.00	-30.00	2.14596G	-55.54	2.39704G	-42.74	2.4G	-46.88	2.48366G	-52.53	24.8794G	-41.97	1
2.43198G	0.00	-30.00	942.57M	-54.70	2.39704G	-42.42	2.4G	-46.63	2.53198G	-52.43	21.69623G	-42.02	2
2.43198G	0.00	-30.00	778.54M	-54.88	2.39452G	-42.75	2.4G	-47.37	2.51426G	-52.05	23.37896G	-42.29	3

802.11n HT40_Nss1,(MCS0)_3TX **CSENdB**

2437MHz

Ref(Hz)	Ref(dBm)	Limit(dBm)	Freq(Hz)	Level(dBm)	Freq(Hz)	Level(dBm)	Freq(Hz)	Level(dBm)	Freq(Hz)	Level(dBm)	Freq(Hz)	Level(dBm)	Port
2.43198G	0.00	-30.00	2.15111G	-54.54	2.39704G	-40.74	2.4G	-44.65	2.4895G	-46.82	17.48658G	-41.52	1
2.43198G	0.00	-30.00	2.19176G	-53.36	2.39952G	-39.08	2.4G	-44.33	2.48542G	-44.97	17.57913G	-41.91	2
2.43198G	0.00	-30.00	2.18976G	-54.13	2.39956G	-41.27	2.4G	-43.91	2.48358G	-48.26	23.5865G	-42.11	3

802.11n HT40_Nss1,(MCS0)_3TX **CSENdB**

2452MHz

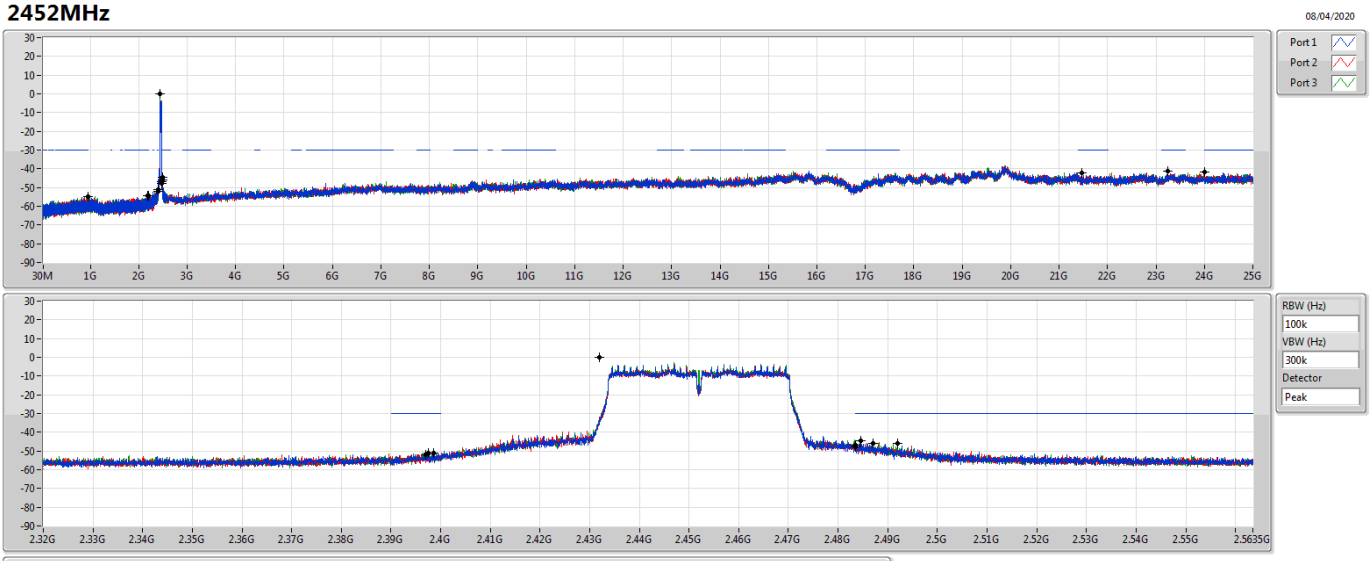

Ref(Hz)	Ref(dBm)	Limit(dBm)	Freq(Hz)	Level(dBm)	Freq(Hz)	Level(dBm)	Freq(Hz)	Level(dBm)	Freq(Hz)	Level(dBm)	Freq(Hz)	Level(dBm)	Port
2.43198G	0.00	-30.00	953.44M	-54.91	2.3976G	-50.94	2.4835G	-47.93	2.48702G	-45.86	21.47186G	-42.13	1
2.43198G	0.00	-30.00	2.19033G	-54.46	2.39704G	-51.81	2.4835G	-47.90	2.49202G	-45.75	23.24434G	-41.34	2
2.43198G	0.00	-30.00	2.19777G	-54.59	2.39856G	-51.02	2.4835G	-46.72	2.4845G	-44.54	24.00438G	-41.90	3

Summary

Mode	Result	Type	Freq (Hz)	Level (dBuV/m)	Limit (dBuV/m)	Margin (dB)	Dist (m)	Condition	Azimuth (°)	Height (m)	Comments
2.4-2.4835GHz	-	-	-	-	-	-	-	-	-	-	-
802.11n HT40_Nss1,(MCS0)_3TX	Pass	PK	375.32M	40.59	46.00	-5.41	3	Horizontal	0	1.00	-

Level (dBuV/m) = Raw(Read Level) + AF(Antenna Factor) + CL(Cable Loss) - PA(Preamp Factor)

Result

Mode	Result	Type	Freq (Hz)	Level (dBuV/m)	Limit (dBuV/m)	Margin (dB)	Dist (m)	Condition	Azimuth (°)	Height (m)	Comments
802.11n HT40_Nss1,(MCS0)_3TX	-	-	-	-	-	-	-	-	-	-	-
2437MHz	Pass	PK	30M	24.33	40.00	-15.67	3	Vertical	360	1.00	-
2437MHz	Pass	PK	189.08M	29.39	43.50	-14.11	3	Vertical	360	1.00	-
2437MHz	Pass	PK	225.94M	40.39	46.00	-5.61	3	Vertical	360	1.00	-
2437MHz	Pass	PK	375.32M	40.51	46.00	-5.49	3	Vertical	360	1.00	-
2437MHz	Pass	PK	476.2M	39.49	46.00	-6.51	3	Vertical	360	1.00	-
2437MHz	Pass	PK	602.3M	40.08	46.00	-5.92	3	Vertical	360	1.00	-
2437MHz	Pass	PK	70.74M	21.01	40.00	-18.99	3	Horizontal	0	1.00	-
2437MHz	Pass	PK	140.58M	30.80	43.50	-12.70	3	Horizontal	0	1.00	-
2437MHz	Pass	PK	189.08M	35.36	43.50	-8.14	3	Horizontal	0	1.00	-
2437MHz	Pass	PK	375.32M	40.59	46.00	-5.41	3	Horizontal	0	1.00	-
2437MHz	Pass	PK	478.14M	39.26	46.00	-6.74	3	Horizontal	0	1.00	-
2437MHz	Pass	PK	662.44M	40.10	46.00	-5.90	3	Horizontal	0	1.00	-

802.11n HT40_Nss1,(MCS0)_3TX

2437MHz_Adapter

07/04/2020

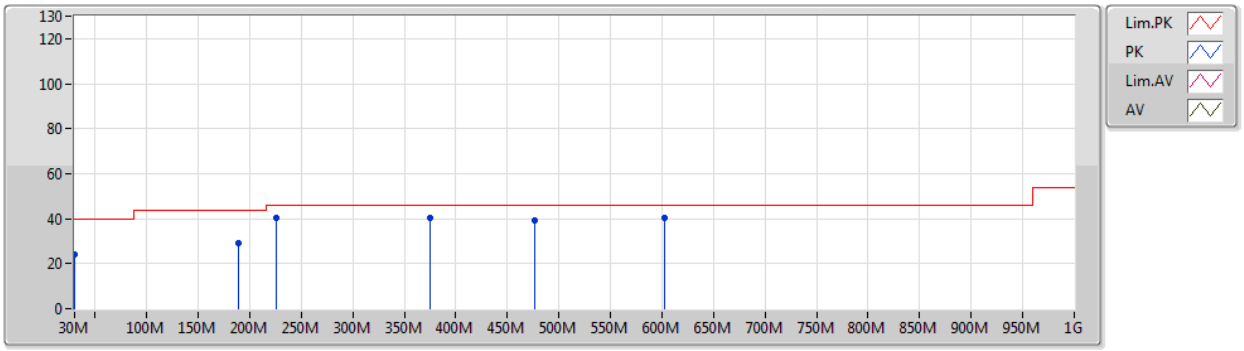

Type	Freq	Level	Limit	Margin	Factor	Dist	Condition	Azimuth	Height	Comment	Raw	AF	CL	PA
	(Hz)	(dBuV/m)	(dBuV/m)	(dB)	(dB)	(m)		(°)	(m)		(dBuV)	(dB)	(dB)	(dB)
PK	30M	24.33	40.00	-15.67	-13.10	3	Vertical	360	1.00	-	37.43	23.77	0.48	37.35
PK	189.08M	29.39	43.50	-14.11	-21.33	3	Vertical	360	1.00	-	50.72	13.92	1.15	36.40
PK	225.94M	40.39	46.00	-5.61	-20.32	3	Vertical	360	1.00	-	60.71	14.83	1.24	36.39
PK	375.32M	40.51	46.00	-5.49	-14.98	3	Vertical	360	1.00	-	55.49	19.99	1.63	36.60
PK	476.2M	39.49	46.00	-6.51	-12.34	3	Vertical	360	1.00	-	51.83	22.65	1.86	36.85
PK	602.3M	40.08	46.00	-5.92	-10.46	3	Vertical	360	1.00	-	50.54	24.67	2.09	37.22

Level (dBuV/m) = Raw(Read Level) + AF(Antenna Factor) + CL(Cable Loss) - PA(Preamp Factor)

802.11n HT40_Nss1,(MCS0)_3TX

2437MHz_Adapter

07/04/2020

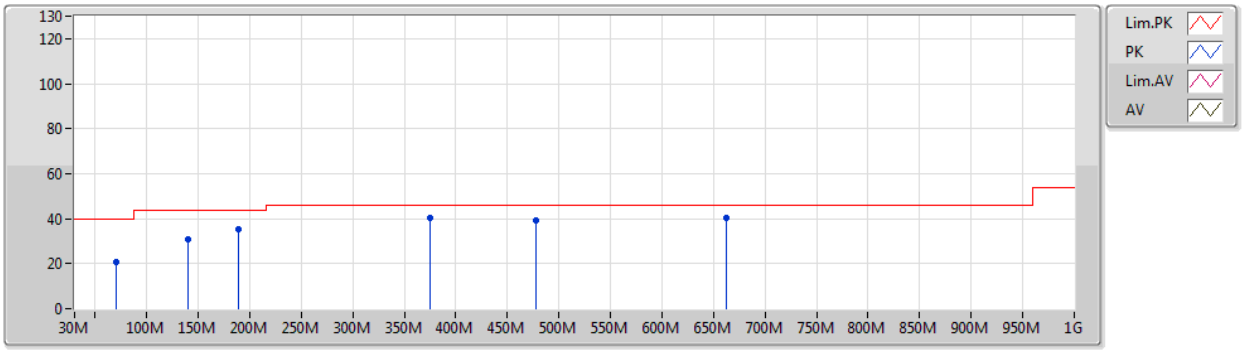

Type	Freq	Level	Limit	Margin	Factor	Dist	Condition	Azimuth	Height	Comment	Raw	AF	CL	PA
	(Hz)	(dBuV/m)	(dBuV/m)	(dB)	(dB)	(m)		(°)	(m)		(dBuV)	(dB)	(dB)	(dB)
PK	70.74M	21.01	40.00	-18.99	-24.96	3	Horizontal	0	1.00	-	45.97	11.36	0.68	37.00
PK	140.58M	30.80	43.50	-12.70	-19.14	3	Horizontal	0	1.00	-	49.94	16.52	0.95	36.61
PK	189.08M	35.36	43.50	-8.14	-21.33	3	Horizontal	0	1.00	-	56.69	13.92	1.15	36.40
PK	375.32M	40.59	46.00	-5.41	-14.98	3	Horizontal	0	1.00	-	55.57	19.99	1.63	36.60
PK	478.14M	39.26	46.00	-6.74	-12.32	3	Horizontal	0	1.00	-	51.58	22.67	1.86	36.85
PK	662.44M	40.10	46.00	-5.90	-9.76	3	Horizontal	0	1.00	-	49.86	25.32	2.22	37.30

Summary

Mode	Result	Type	Freq (Hz)	Level (dBuV/m)	Limit (dBuV/m)	Margin (dB)	Dist (m)	Condition	Azimuth (°)	Height (m)	Comments
2.4-2.4835GHz	-	-	-	-	-	-	-	-	-	-	-
802.11b_Nss1,(1Mbps)_1TX(Port1)	Pass	AV	2.4876G	53.48	54.00	-0.52	3	Horizontal	30	1.34	-
802.11b_Nss1,(1Mbps)_3TX	Pass	AV	2.3868G	53.90	54.00	-0.10	3	Horizontal	37	1.76	-
802.11g_Nss1,(6Mbps)_3TX	Pass	AV	2.4836G	53.90	54.00	-0.10	3	Horizontal	41	1.47	-
802.11n HT20_Nss1,(MCS0)_3TX	Pass	AV	2.39G	53.84	54.00	-0.16	3	Horizontal	42	1.41	-
802.11n HT40_Nss1,(MCS0)_3TX	Pass	AV	2.4844G	53.92	54.00	-0.08	3	Horizontal	37	1.46	-

Level (dBuV/m) = Raw(Read Level) + AF(Antenna Factor) + CL(Cable Loss) - PA(Preamp Factor)

Result

Mode	Result	Type	Freq (Hz)	Level (dBuV/m)	Limit (dBuV/m)	Margin (dB)	Dist (m)	Condition	Azimuth (°)	Height (m)	Comments
802.11b_Nss1,(1Mbps)_1TX(Port1)	-	-	-	-	-	-	-	-	-	-	-
2412MHz	Pass	AV	2.3866G	52.08	54.00	-1.92	3	Vertical	79	2.69	-
2412MHz	Pass	AV	2.4112G	100.88	Inf	-Inf	3	Vertical	79	2.69	-
2412MHz	Pass	PK	2.3832G	62.63	74.00	-11.37	3	Vertical	79	2.69	-
2412MHz	Pass	PK	2.412G	109.33	Inf	-Inf	3	Vertical	79	2.69	-
2412MHz	Pass	AV	2.3836G	53.27	54.00	-0.73	3	Horizontal	29	1.47	-
2412MHz	Pass	AV	2.4112G	101.25	Inf	-Inf	3	Horizontal	29	1.47	-
2412MHz	Pass	PK	2.3866G	62.61	74.00	-11.39	3	Horizontal	29	1.47	-
2412MHz	Pass	PK	2.4114G	107.82	Inf	-Inf	3	Horizontal	29	1.47	-
2412MHz	Pass	AV	4.8276G	33.65	54.00	-20.35	3	Vertical	6	1.54	-
2412MHz	Pass	PK	4.81734G	46.74	74.00	-27.26	3	Vertical	6	1.54	-
2412MHz	Pass	AV	4.82934G	33.50	54.00	-20.50	3	Horizontal	141	1.50	-
2412MHz	Pass	PK	4.81272G	46.23	74.00	-27.77	3	Horizontal	141	1.50	-
2417MHz	Pass	AV	2.3884G	52.10	54.00	-1.90	3	Vertical	86	2.22	-
2417MHz	Pass	AV	2.4162G	100.05	Inf	-Inf	3	Vertical	86	2.22	-
2417MHz	Pass	PK	2.3882G	61.86	74.00	-12.14	3	Vertical	86	2.22	-
2417MHz	Pass	PK	2.4176G	106.77	Inf	-Inf	3	Vertical	86	2.22	-
2417MHz	Pass	AV	2.3888G	53.47	54.00	-0.53	3	Horizontal	31	1.72	-
2417MHz	Pass	AV	2.4178G	100.35	Inf	-Inf	3	Horizontal	31	1.72	-
2417MHz	Pass	PK	2.3886G	62.29	74.00	-11.71	3	Horizontal	31	1.72	-
2417MHz	Pass	PK	2.417G	108.87	Inf	-Inf	3	Horizontal	31	1.72	-
2437MHz	Pass	AV	2.3866G	50.85	54.00	-3.15	3	Vertical	78	1.90	-
2437MHz	Pass	AV	2.4362G	106.57	Inf	-Inf	3	Vertical	78	1.90	-
2437MHz	Pass	AV	2.4846G	51.84	54.00	-2.16	3	Vertical	78	1.90	-
2437MHz	Pass	PK	2.3866G	61.91	74.00	-12.09	3	Vertical	78	1.90	-
2437MHz	Pass	PK	2.4366G	113.59	Inf	-Inf	3	Vertical	78	1.90	-
2437MHz	Pass	PK	2.485G	62.26	74.00	-11.74	3	Vertical	78	1.90	-
2437MHz	Pass	AV	2.3866G	53.30	54.00	-0.70	3	Horizontal	33	1.48	-
2437MHz	Pass	AV	2.4378G	106.40	Inf	-Inf	3	Horizontal	33	1.48	-
2437MHz	Pass	AV	2.4846G	51.47	54.00	-2.53	3	Horizontal	33	1.48	-
2437MHz	Pass	PK	2.3874G	62.53	74.00	-11.47	3	Horizontal	33	1.48	-
2437MHz	Pass	PK	2.437G	114.65	Inf	-Inf	3	Horizontal	33	1.48	-
2437MHz	Pass	PK	2.4846G	62.58	74.00	-11.42	3	Horizontal	33	1.48	-
2437MHz	Pass	AV	4.874G	35.27	54.00	-18.73	3	Vertical	100	2.49	-
2437MHz	Pass	PK	4.85984G	46.51	74.00	-27.49	3	Vertical	100	2.49	-
2437MHz	Pass	AV	4.87364G	33.71	54.00	-20.29	3	Horizontal	248	1.50	-
2437MHz	Pass	PK	4.87478G	46.56	74.00	-27.44	3	Horizontal	248	1.50	-
2457MHz	Pass	AV	2.4578G	102.96	Inf	-Inf	3	Vertical	91	2.26	-
2457MHz	Pass	AV	2.4854G	52.87	54.00	-1.13	3	Vertical	91	2.26	-
2457MHz	Pass	PK	2.4568G	111.35	Inf	-Inf	3	Vertical	91	2.26	-
2457MHz	Pass	PK	2.4854G	62.84	74.00	-11.16	3	Vertical	91	2.26	-
2457MHz	Pass	AV	2.4562G	103.04	Inf	-Inf	3	Horizontal	30	1.45	-
2457MHz	Pass	AV	2.4854G	52.70	54.00	-1.30	3	Horizontal	30	1.45	-
2457MHz	Pass	PK	2.457G	111.46	Inf	-Inf	3	Horizontal	30	1.45	-
2457MHz	Pass	PK	2.4856G	63.19	74.00	-10.81	3	Horizontal	30	1.45	-
2462MHz	Pass	AV	2.4628G	104.17	Inf	-Inf	3	Vertical	85	2.36	-
2462MHz	Pass	AV	2.4876G	53.02	54.00	-0.98	3	Vertical	85	2.36	-
2462MHz	Pass	PK	2.4618G	112.39	Inf	-Inf	3	Vertical	85	2.36	-

Remark :

Level (dBuV/m) = Raw(Read Level) + AF(Antenna Factor) + CL(Cable Loss) - PA(Preamp Factor)

Mode	Result	Type	Freq (Hz)	Level (dBuV/m)	Limit (dBuV/m)	Margin (dB)	Dist (m)	Condition	Azimuth (°)	Height (m)	Comments
2462MHz	Pass	PK	2.4835G	63.65	74.00	-10.35	3	Vertical	85	2.36	-
2462MHz	Pass	AV	2.4612G	103.38	Inf	-Inf	3	Horizontal	30	1.34	-
2462MHz	Pass	AV	2.4876G	53.48	54.00	-0.52	3	Horizontal	30	1.34	-
2462MHz	Pass	PK	2.4622G	111.86	Inf	-Inf	3	Horizontal	30	1.34	-
2462MHz	Pass	PK	2.4842G	63.28	74.00	-10.72	3	Horizontal	30	1.34	-
2462MHz	Pass	AV	4.93342G	33.88	54.00	-20.12	3	Vertical	80	1.40	-
2462MHz	Pass	PK	4.93792G	46.71	74.00	-27.29	3	Vertical	80	1.40	-
2462MHz	Pass	AV	4.9297G	33.81	54.00	-20.19	3	Horizontal	200	1.50	-
2462MHz	Pass	PK	4.92472G	47.47	74.00	-26.53	3	Horizontal	200	1.50	-
802.11b_Nss1,(1Mbps)_3TX	-	-	-	-	-	-	-	-	-	-	-
2412MHz	Pass	AV	2.3864G	51.44	54.00	-2.56	3	Vertical	90	2.69	-
2412MHz	Pass	AV	2.4128G	103.24	Inf	-Inf	3	Vertical	90	2.69	-
2412MHz	Pass	PK	2.3866G	61.29	74.00	-12.71	3	Vertical	90	2.69	-
2412MHz	Pass	PK	2.4118G	108.08	Inf	-Inf	3	Vertical	90	2.69	-
2412MHz	Pass	AV	2.3868G	53.90	54.00	-0.10	3	Horizontal	37	1.76	-
2412MHz	Pass	AV	2.4112G	106.77	Inf	-Inf	3	Horizontal	37	1.76	-
2412MHz	Pass	PK	2.3868G	62.90	74.00	-11.10	3	Horizontal	37	1.76	-
2412MHz	Pass	PK	2.4126G	112.72	Inf	-Inf	3	Horizontal	37	1.76	-
2412MHz	Pass	AV	4.82388G	34.10	54.00	-19.90	3	Vertical	93	1.88	-
2412MHz	Pass	PK	4.8237G	45.94	74.00	-28.06	3	Vertical	93	1.88	-
2412MHz	Pass	AV	4.82394G	33.58	54.00	-20.42	3	Horizontal	129	2.89	-
2412MHz	Pass	PK	4.81512G	46.71	74.00	-27.29	3	Horizontal	129	2.89	-
2417MHz	Pass	AV	2.3888G	51.58	54.00	-2.42	3	Vertical	0	2.23	-
2417MHz	Pass	AV	2.4152G	102.79	Inf	-Inf	3	Vertical	0	2.23	-
2417MHz	Pass	PK	2.3886G	61.08	74.00	-12.92	3	Vertical	0	2.23	-
2417MHz	Pass	PK	2.4166G	110.63	Inf	-Inf	3	Vertical	0	2.23	-
2417MHz	Pass	AV	2.3886G	53.83	54.00	-0.17	3	Horizontal	42	1.48	-
2417MHz	Pass	AV	2.4162G	105.21	Inf	-Inf	3	Horizontal	42	1.48	-
2417MHz	Pass	PK	2.3886G	61.70	74.00	-12.30	3	Horizontal	42	1.48	-
2417MHz	Pass	PK	2.4166G	109.41	Inf	-Inf	3	Horizontal	42	1.48	-
2437MHz	Pass	AV	2.3866G	51.96	54.00	-2.04	3	Vertical	92	1.87	-
2437MHz	Pass	AV	2.4378G	109.99	Inf	-Inf	3	Vertical	92	1.87	-
2437MHz	Pass	AV	2.4874G	51.33	54.00	-2.67	3	Vertical	92	1.87	-
2437MHz	Pass	PK	2.387G	61.24	74.00	-12.76	3	Vertical	92	1.87	-
2437MHz	Pass	PK	2.4386G	113.53	Inf	-Inf	3	Vertical	92	1.87	-
2437MHz	Pass	PK	2.4874G	61.33	74.00	-12.67	3	Vertical	92	1.87	-
2437MHz	Pass	AV	2.3866G	53.62	54.00	-0.38	3	Horizontal	36	1.70	-
2437MHz	Pass	AV	2.4362G	112.28	Inf	-Inf	3	Horizontal	36	1.70	-
2437MHz	Pass	AV	2.4874G	52.24	54.00	-1.76	3	Horizontal	36	1.70	-
2437MHz	Pass	PK	2.3866G	63.49	74.00	-10.51	3	Horizontal	36	1.70	-
2437MHz	Pass	PK	2.4374G	116.67	Inf	-Inf	3	Horizontal	36	1.70	-
2437MHz	Pass	PK	2.4842G	63.66	74.00	-10.34	3	Horizontal	36	1.70	-
2437MHz	Pass	AV	4.87388G	34.86	54.00	-19.14	3	Vertical	84	2.74	-
2437MHz	Pass	PK	4.88714G	46.70	74.00	-27.30	3	Vertical	84	2.74	-
2437MHz	Pass	AV	4.86986G	33.61	54.00	-20.39	3	Horizontal	226	1.50	-
2437MHz	Pass	PK	4.8647G	46.29	74.00	-27.71	3	Horizontal	226	1.50	-
2457MHz	Pass	AV	2.4542G	103.09	Inf	-Inf	3	Vertical	76	1.72	-
2457MHz	Pass	AV	2.4854G	51.51	54.00	-2.49	3	Vertical	76	1.72	-
2457MHz	Pass	PK	2.4574G	109.11	Inf	-Inf	3	Vertical	76	1.72	-

Remark :

Level (dBuV/m) = Raw(Read Level) + AF(Antenna Factor) + CL(Cable Loss) - PA(Preamp Factor)

Mode	Result	Type	Freq (Hz)	Level (dBuV/m)	Limit (dBuV/m)	Margin (dB)	Dist (m)	Condition	Azimuth (°)	Height (m)	Comments
2457MHz	Pass	PK	2.486G	60.89	74.00	-13.11	3	Vertical	76	1.72	-
2457MHz	Pass	AV	2.4578G	105.93	Inf	-Inf	3	Horizontal	35	1.47	-
2457MHz	Pass	AV	2.4854G	53.78	54.00	-0.22	3	Horizontal	35	1.47	-
2457MHz	Pass	PK	2.457G	113.37	Inf	-Inf	3	Horizontal	35	1.47	-
2457MHz	Pass	PK	2.4848G	62.55	74.00	-11.45	3	Horizontal	35	1.47	-
2462MHz	Pass	AV	2.4626G	103.32	Inf	-Inf	3	Vertical	74	1.67	-
2462MHz	Pass	AV	2.4906G	51.12	54.00	-2.88	3	Vertical	74	1.67	-
2462MHz	Pass	PK	2.4622G	111.67	Inf	-Inf	3	Vertical	74	1.67	-
2462MHz	Pass	PK	2.4858G	62.58	74.00	-11.42	3	Vertical	74	1.67	-
2462MHz	Pass	AV	2.4626G	106.48	Inf	-Inf	3	Horizontal	39	1.67	-
2462MHz	Pass	AV	2.4874G	53.07	54.00	-0.93	3	Horizontal	39	1.67	-
2462MHz	Pass	PK	2.4622G	114.20	Inf	-Inf	3	Horizontal	39	1.67	-
2462MHz	Pass	PK	2.484G	64.53	74.00	-9.47	3	Horizontal	39	1.67	-
2462MHz	Pass	AV	4.93018G	33.86	54.00	-20.14	3	Vertical	273	2.14	-
2462MHz	Pass	PK	4.93414G	46.71	74.00	-27.29	3	Vertical	273	2.14	-
2462MHz	Pass	AV	4.92724G	33.81	54.00	-20.19	3	Horizontal	273	2.12	-
2462MHz	Pass	PK	4.92316G	46.88	74.00	-27.12	3	Horizontal	273	2.12	-
802.11g_Nss1,(6Mbps)_3TX	-	-	-	-	-	-	-	-	-	-	-
2412MHz	Pass	AV	2.3892G	51.29	54.00	-2.71	3	Vertical	96	2.15	-
2412MHz	Pass	AV	2.419G	99.44	Inf	-Inf	3	Vertical	96	2.15	-
2412MHz	Pass	PK	2.39G	66.17	74.00	-7.83	3	Vertical	96	2.15	-
2412MHz	Pass	PK	2.4152G	107.62	Inf	-Inf	3	Vertical	96	2.15	-
2412MHz	Pass	AV	2.39G	53.80	54.00	-0.20	3	Horizontal	40	1.91	-
2412MHz	Pass	AV	2.4154G	102.51	Inf	-Inf	3	Horizontal	40	1.91	-
2412MHz	Pass	PK	2.3896G	67.24	74.00	-6.76	3	Horizontal	40	1.91	-
2412MHz	Pass	PK	2.4086G	110.56	Inf	-Inf	3	Horizontal	40	1.91	-
2412MHz	Pass	AV	4.82556G	33.72	54.00	-20.28	3	Vertical	238	1.24	-
2412MHz	Pass	PK	4.82664G	46.19	74.00	-27.81	3	Vertical	238	1.24	-
2412MHz	Pass	AV	4.83216G	33.68	54.00	-20.32	3	Horizontal	217	1.50	-
2412MHz	Pass	PK	4.82472G	45.67	74.00	-28.33	3	Horizontal	217	1.50	-
2417MHz	Pass	AV	2.3888G	50.91	54.00	-3.09	3	Vertical	73	1.21	-
2417MHz	Pass	AV	2.4242G	100.07	Inf	-Inf	3	Vertical	73	1.21	-
2417MHz	Pass	PK	2.3886G	65.58	74.00	-8.42	3	Vertical	73	1.21	-
2417MHz	Pass	PK	2.424G	107.61	Inf	-Inf	3	Vertical	73	1.21	-
2417MHz	Pass	AV	2.39G	53.84	54.00	-0.16	3	Horizontal	40	1.50	-
2417MHz	Pass	AV	2.4102G	104.04	Inf	-Inf	3	Horizontal	40	1.50	-
2417MHz	Pass	PK	2.3866G	67.62	74.00	-6.38	3	Horizontal	40	1.50	-
2417MHz	Pass	PK	2.4098G	111.96	Inf	-Inf	3	Horizontal	40	1.50	-
2437MHz	Pass	AV	2.389G	52.15	54.00	-1.85	3	Vertical	107	1.92	-
2437MHz	Pass	AV	2.4442G	108.50	Inf	-Inf	3	Vertical	107	1.92	-
2437MHz	Pass	AV	2.4835G	52.05	54.00	-1.95	3	Vertical	107	1.92	-
2437MHz	Pass	PK	2.3846G	66.80	74.00	-7.20	3	Vertical	107	1.92	-
2437MHz	Pass	PK	2.4302G	117.07	Inf	-Inf	3	Vertical	107	1.92	-
2437MHz	Pass	PK	2.485G	63.66	74.00	-10.34	3	Vertical	107	1.92	-
2437MHz	Pass	AV	2.3894G	53.52	54.00	-0.48	3	Horizontal	41	1.50	-
2437MHz	Pass	AV	2.4438G	110.57	Inf	-Inf	3	Horizontal	41	1.50	-
2437MHz	Pass	AV	2.4835G	52.90	54.00	-1.10	3	Horizontal	41	1.50	-
2437MHz	Pass	PK	2.3894G	71.19	74.00	-2.81	3	Horizontal	41	1.50	-
2437MHz	Pass	PK	2.4406G	118.82	Inf	-Inf	3	Horizontal	41	1.50	-

Remark :

Level (dBuV/m) = Raw(Read Level) + AF(Antenna Factor) + CL(Cable Loss) - PA(Preamp Factor)

Mode	Result	Type	Freq (Hz)	Level (dBuV/m)	Limit (dBuV/m)	Margin (dB)	Dist (m)	Condition	Azimuth (°)	Height (m)	Comments
2437MHz	Pass	PK	2.491G	65.22	74.00	-8.78	3	Horizontal	41	1.50	-
2437MHz	Pass	AV	4.8728G	33.52	54.00	-20.48	3	Vertical	188	2.97	-
2437MHz	Pass	PK	4.8839G	45.64	74.00	-28.36	3	Vertical	188	2.97	-
2437MHz	Pass	AV	4.87208G	33.52	54.00	-20.48	3	Horizontal	61	1.83	-
2437MHz	Pass	PK	4.86704G	46.52	74.00	-27.48	3	Horizontal	61	1.83	-
2457MHz	Pass	AV	2.45G	101.46	Inf	-Inf	3	Vertical	75	1.81	-
2457MHz	Pass	AV	2.4835G	51.14	54.00	-2.86	3	Vertical	75	1.81	-
2457MHz	Pass	PK	2.45G	109.33	Inf	-Inf	3	Vertical	75	1.81	-
2457MHz	Pass	PK	2.4846G	65.34	74.00	-8.66	3	Vertical	75	1.81	-
2457MHz	Pass	AV	2.4502G	105.28	Inf	-Inf	3	Horizontal	38	1.29	-
2457MHz	Pass	AV	2.4836G	53.64	54.00	-0.36	3	Horizontal	38	1.29	-
2457MHz	Pass	PK	2.46G	113.69	Inf	-Inf	3	Horizontal	38	1.29	-
2457MHz	Pass	PK	2.49G	66.49	74.00	-7.51	3	Horizontal	38	1.29	-
2462MHz	Pass	AV	2.455G	99.74	Inf	-Inf	3	Vertical	77	1.71	-
2462MHz	Pass	AV	2.4835G	51.66	54.00	-2.34	3	Vertical	77	1.71	-
2462MHz	Pass	PK	2.459G	107.71	Inf	-Inf	3	Vertical	77	1.71	-
2462MHz	Pass	PK	2.4836G	67.98	74.00	-6.02	3	Vertical	77	1.71	-
2462MHz	Pass	AV	2.455G	103.04	Inf	-Inf	3	Horizontal	41	1.47	-
2462MHz	Pass	AV	2.4836G	53.90	54.00	-0.10	3	Horizontal	41	1.47	-
2462MHz	Pass	PK	2.458G	112.05	Inf	-Inf	3	Horizontal	41	1.47	-
2462MHz	Pass	PK	2.4846G	70.57	74.00	-3.43	3	Horizontal	41	1.47	-
2462MHz	Pass	AV	4.93534G	33.75	54.00	-20.25	3	Vertical	43	2.00	-
2462MHz	Pass	PK	4.93012G	45.84	74.00	-28.16	3	Vertical	43	2.00	-
2462MHz	Pass	AV	4.93012G	33.67	54.00	-20.33	3	Horizontal	310	2.33	-
2462MHz	Pass	PK	4.93576G	45.73	74.00	-28.27	3	Horizontal	310	2.33	-
802.11n HT20_Nss1,(MCS0)_3TX	-	-	-	-	-	-	-	-	-	-	-
2412MHz	Pass	AV	2.39G	51.26	54.00	-2.74	3	Vertical	72	1.71	-
2412MHz	Pass	AV	2.409G	96.84	Inf	-Inf	3	Vertical	72	1.71	-
2412MHz	Pass	PK	2.389G	64.53	74.00	-9.47	3	Vertical	72	1.71	-
2412MHz	Pass	PK	2.4052G	104.99	Inf	-Inf	3	Vertical	72	1.71	-
2412MHz	Pass	AV	2.39G	53.84	54.00	-0.16	3	Horizontal	42	1.41	-
2412MHz	Pass	AV	2.4154G	100.33	Inf	-Inf	3	Horizontal	42	1.41	-
2412MHz	Pass	PK	2.39G	68.57	74.00	-5.43	3	Horizontal	42	1.41	-
2412MHz	Pass	PK	2.4196G	108.28	Inf	-Inf	3	Horizontal	42	1.41	-
2412MHz	Pass	AV	4.81122G	33.31	54.00	-20.69	3	Vertical	324	1.52	-
2412MHz	Pass	PK	4.81464G	45.23	74.00	-28.77	3	Vertical	324	1.52	-
2412MHz	Pass	AV	4.82484G	33.35	54.00	-20.65	3	Horizontal	353	1.73	-
2412MHz	Pass	PK	4.82448G	45.67	74.00	-28.33	3	Horizontal	353	1.73	-
2417MHz	Pass	AV	2.39G	50.75	54.00	-3.25	3	Vertical	76	1.21	-
2417MHz	Pass	AV	2.424G	99.60	Inf	-Inf	3	Vertical	76	1.21	-
2417MHz	Pass	PK	2.39G	65.24	74.00	-8.76	3	Vertical	76	1.21	-
2417MHz	Pass	PK	2.4246G	107.41	Inf	-Inf	3	Vertical	76	1.21	-
2417MHz	Pass	AV	2.3898G	53.84	54.00	-0.16	3	Horizontal	45	1.58	-
2417MHz	Pass	AV	2.4102G	103.13	Inf	-Inf	3	Horizontal	45	1.58	-
2417MHz	Pass	PK	2.3894G	70.15	74.00	-3.85	3	Horizontal	45	1.58	-
2417MHz	Pass	PK	2.414G	111.66	Inf	-Inf	3	Horizontal	45	1.58	-
2437MHz	Pass	AV	2.3894G	50.38	54.00	-3.62	3	Vertical	74	1.52	-
2437MHz	Pass	AV	2.4442G	105.37	Inf	-Inf	3	Vertical	74	1.52	-
2437MHz	Pass	AV	2.4835G	50.38	54.00	-3.62	3	Vertical	74	1.52	-

Remark :

Level (dBuV/m) = Raw(Read Level) + AF(Antenna Factor) + CL(Cable Loss) - PA(Preamp Factor)

Mode	Result	Type	Freq (Hz)	Level (dBuV/m)	Limit (dBuV/m)	Margin (dB)	Dist (m)	Condition	Azimuth (°)	Height (m)	Comments
2437MHz	Pass	PK	2.3898G	66.48	74.00	-7.52	3	Vertical	74	1.52	-
2437MHz	Pass	PK	2.4402G	113.15	Inf	-Inf	3	Vertical	74	1.52	-
2437MHz	Pass	PK	2.4846G	63.24	74.00	-10.76	3	Vertical	74	1.52	-
2437MHz	Pass	AV	2.3898G	53.84	54.00	-0.16	3	Horizontal	39	1.50	-
2437MHz	Pass	AV	2.4294G	108.28	Inf	-Inf	3	Horizontal	39	1.50	-
2437MHz	Pass	AV	2.485G	52.33	54.00	-1.67	3	Horizontal	39	1.50	-
2437MHz	Pass	PK	2.389G	68.98	74.00	-5.02	3	Horizontal	39	1.50	-
2437MHz	Pass	PK	2.4298G	116.74	Inf	-Inf	3	Horizontal	39	1.50	-
2437MHz	Pass	PK	2.4835G	65.91	74.00	-8.09	3	Horizontal	39	1.50	-
2437MHz	Pass	AV	4.87172G	33.40	54.00	-20.60	3	Vertical	288	1.50	-
2437MHz	Pass	PK	4.86932G	45.70	74.00	-28.30	3	Vertical	288	1.50	-
2437MHz	Pass	AV	4.88774G	33.47	54.00	-20.53	3	Horizontal	300	1.50	-
2437MHz	Pass	PK	4.8623G	45.42	74.00	-28.58	3	Horizontal	300	1.50	-
2457MHz	Pass	AV	2.4498G	101.11	Inf	-Inf	3	Vertical	76	1.81	-
2457MHz	Pass	AV	2.4835G	51.49	54.00	-2.51	3	Vertical	76	1.81	-
2457MHz	Pass	PK	2.4602G	109.33	Inf	-Inf	3	Vertical	76	1.81	-
2457MHz	Pass	PK	2.4838G	64.25	74.00	-9.75	3	Vertical	76	1.81	-
2457MHz	Pass	AV	2.45G	104.43	Inf	-Inf	3	Horizontal	35	1.50	-
2457MHz	Pass	AV	2.4836G	53.64	54.00	-0.36	3	Horizontal	35	1.50	-
2457MHz	Pass	PK	2.4608G	112.43	Inf	-Inf	3	Horizontal	35	1.50	-
2457MHz	Pass	PK	2.484G	68.23	74.00	-5.77	3	Horizontal	35	1.50	-
2462MHz	Pass	AV	2.4548G	98.65	Inf	-Inf	3	Vertical	77	1.71	-
2462MHz	Pass	AV	2.4838G	51.32	54.00	-2.68	3	Vertical	77	1.71	-
2462MHz	Pass	PK	2.4546G	106.72	Inf	-Inf	3	Vertical	77	1.71	-
2462MHz	Pass	PK	2.484G	66.30	74.00	-7.70	3	Vertical	77	1.71	-
2462MHz	Pass	AV	2.4548G	101.72	Inf	-Inf	3	Horizontal	36	1.49	-
2462MHz	Pass	AV	2.4836G	53.64	54.00	-0.36	3	Horizontal	36	1.49	-
2462MHz	Pass	PK	2.4546G	109.66	Inf	-Inf	3	Horizontal	36	1.49	-
2462MHz	Pass	PK	2.484G	70.60	74.00	-3.40	3	Horizontal	36	1.49	-
2462MHz	Pass	AV	4.92694G	33.61	54.00	-20.39	3	Vertical	322	1.13	-
2462MHz	Pass	PK	4.92562G	46.41	74.00	-27.59	3	Vertical	322	1.13	-
2462MHz	Pass	AV	4.93108G	33.68	54.00	-20.32	3	Horizontal	69	1.42	-
2462MHz	Pass	PK	4.9279G	46.54	74.00	-27.46	3	Horizontal	69	1.42	-
802.11n HT40_Nss1,(MCS0)_3TX	-	-	-	-	-	-	-	-	-	-	-
2422MHz	Pass	AV	2.39G	50.75	54.00	-3.25	3	Vertical	70	1.92	-
2422MHz	Pass	AV	2.4164G	90.06	Inf	-Inf	3	Vertical	70	1.92	-
2422MHz	Pass	AV	2.4844G	48.41	54.00	-5.59	3	Vertical	70	1.92	-
2422MHz	Pass	PK	2.3884G	61.08	74.00	-12.92	3	Vertical	70	1.92	-
2422MHz	Pass	PK	2.4336G	98.76	Inf	-Inf	3	Vertical	70	1.92	-
2422MHz	Pass	PK	2.49G	59.49	74.00	-14.51	3	Vertical	70	1.92	-
2422MHz	Pass	AV	2.3896G	53.59	54.00	-0.41	3	Horizontal	41	1.65	-
2422MHz	Pass	AV	2.4276G	94.12	Inf	-Inf	3	Horizontal	41	1.65	-
2422MHz	Pass	AV	2.4912G	48.65	54.00	-5.35	3	Horizontal	41	1.65	-
2422MHz	Pass	PK	2.3896G	65.37	74.00	-8.63	3	Horizontal	41	1.65	-
2422MHz	Pass	PK	2.4208G	102.02	Inf	-Inf	3	Horizontal	41	1.65	-
2422MHz	Pass	PK	2.4835G	60.02	74.00	-13.98	3	Horizontal	41	1.65	-
2422MHz	Pass	AV	4.84502G	34.40	54.00	-19.60	3	Vertical	161	1.75	-
2422MHz	Pass	PK	4.84172G	46.22	74.00	-27.78	3	Vertical	161	1.75	-
2422MHz	Pass	AV	4.85138G	34.29	54.00	-19.71	3	Horizontal	178	2.05	-

Remark :

Level (dBuV/m) = Raw(Read Level) + AF(Antenna Factor) + CL(Cable Loss) - PA(Preamp Factor)

Mode	Result	Type	Freq (Hz)	Level (dBuV/m)	Limit (dBuV/m)	Margin (dB)	Dist (m)	Condition	Azimuth (°)	Height (m)	Comments
2422MHz	Pass	PK	4.8509G	45.69	74.00	-28.31	3	Horizontal	178	2.05	-
2427MHz	Pass	AV	2.389G	51.42	54.00	-2.58	3	Vertical	72	1.50	-
2427MHz	Pass	AV	2.4338G	92.42	Inf	-Inf	3	Vertical	72	1.50	-
2427MHz	Pass	AV	2.4918G	48.65	54.00	-5.35	3	Vertical	72	1.50	-
2427MHz	Pass	PK	2.3894G	61.76	74.00	-12.24	3	Vertical	72	1.50	-
2427MHz	Pass	PK	2.4394G	100.17	Inf	-Inf	3	Vertical	72	1.50	-
2427MHz	Pass	PK	2.4898G	59.28	74.00	-14.72	3	Vertical	72	1.50	-
2427MHz	Pass	AV	2.3894G	53.71	54.00	-0.29	3	Horizontal	38	1.65	-
2427MHz	Pass	AV	2.4322G	95.91	Inf	-Inf	3	Horizontal	38	1.65	-
2427MHz	Pass	AV	2.4862G	49.12	54.00	-4.88	3	Horizontal	38	1.65	-
2427MHz	Pass	PK	2.3898G	64.58	74.00	-9.42	3	Horizontal	38	1.65	-
2427MHz	Pass	PK	2.4222G	103.51	Inf	-Inf	3	Horizontal	38	1.65	-
2427MHz	Pass	PK	2.4858G	59.57	74.00	-14.43	3	Horizontal	38	1.65	-
2437MHz	Pass	AV	2.3898G	50.57	54.00	-3.43	3	Vertical	110	1.90	-
2437MHz	Pass	AV	2.4306G	97.10	Inf	-Inf	3	Vertical	110	1.90	-
2437MHz	Pass	AV	2.4835G	50.18	54.00	-3.82	3	Vertical	110	1.90	-
2437MHz	Pass	PK	2.389G	62.56	74.00	-11.44	3	Vertical	110	1.90	-
2437MHz	Pass	PK	2.4318G	104.58	Inf	-Inf	3	Vertical	110	1.90	-
2437MHz	Pass	PK	2.4835G	61.67	74.00	-12.33	3	Vertical	110	1.90	-
2437MHz	Pass	AV	2.3898G	53.59	54.00	-0.41	3	Horizontal	38	1.33	-
2437MHz	Pass	AV	2.4302G	99.35	Inf	-Inf	3	Horizontal	38	1.33	-
2437MHz	Pass	AV	2.4838G	52.16	54.00	-1.84	3	Horizontal	38	1.33	-
2437MHz	Pass	PK	2.389G	65.87	74.00	-8.13	3	Horizontal	38	1.33	-
2437MHz	Pass	PK	2.4494G	106.94	Inf	-Inf	3	Horizontal	38	1.33	-
2437MHz	Pass	PK	2.4838G	65.04	74.00	-8.96	3	Horizontal	38	1.33	-
2437MHz	Pass	AV	4.86482G	34.32	54.00	-19.68	3	Vertical	109	1.07	-
2437MHz	Pass	PK	4.85912G	45.51	74.00	-28.49	3	Vertical	109	1.07	-
2437MHz	Pass	AV	4.87094G	34.35	54.00	-19.65	3	Horizontal	266	1.46	-
2437MHz	Pass	PK	4.87286G	45.95	74.00	-28.05	3	Horizontal	266	1.46	-
2447MHz	Pass	AV	2.3818G	48.00	54.00	-6.00	3	Vertical	76	1.53	-
2447MHz	Pass	AV	2.4414G	94.69	Inf	-Inf	3	Vertical	76	1.53	-
2447MHz	Pass	AV	2.4835G	51.49	54.00	-2.51	3	Vertical	76	1.53	-
2447MHz	Pass	PK	2.3826G	59.25	74.00	-14.75	3	Vertical	76	1.53	-
2447MHz	Pass	PK	2.4414G	102.65	Inf	-Inf	3	Vertical	76	1.53	-
2447MHz	Pass	PK	2.4835G	63.67	74.00	-10.33	3	Vertical	76	1.53	-
2447MHz	Pass	AV	2.3898G	49.20	54.00	-4.80	3	Horizontal	42	1.45	-
2447MHz	Pass	AV	2.453G	97.80	Inf	-Inf	3	Horizontal	42	1.45	-
2447MHz	Pass	AV	2.485G	53.65	54.00	-0.35	3	Horizontal	42	1.45	-
2447MHz	Pass	PK	2.3858G	60.32	74.00	-13.68	3	Horizontal	42	1.45	-
2447MHz	Pass	PK	2.4522G	105.48	Inf	-Inf	3	Horizontal	42	1.45	-
2447MHz	Pass	PK	2.4835G	64.71	74.00	-9.29	3	Horizontal	42	1.45	-
2452MHz	Pass	AV	2.3884G	48.05	54.00	-5.95	3	Vertical	73	1.57	-
2452MHz	Pass	AV	2.4464G	92.74	Inf	-Inf	3	Vertical	73	1.57	-
2452MHz	Pass	AV	2.4844G	51.15	54.00	-2.85	3	Vertical	73	1.57	-
2452MHz	Pass	PK	2.3756G	59.49	74.00	-14.51	3	Vertical	73	1.57	-
2452MHz	Pass	PK	2.4588G	101.02	Inf	-Inf	3	Vertical	73	1.57	-
2452MHz	Pass	PK	2.49G	61.56	74.00	-12.44	3	Vertical	73	1.57	-
2452MHz	Pass	AV	2.39G	48.54	54.00	-5.46	3	Horizontal	37	1.46	-
2452MHz	Pass	AV	2.458G	96.52	Inf	-Inf	3	Horizontal	37	1.46	-

Remark :

Level (dBuV/m) = Raw(Read Level) + AF(Antenna Factor) + CL(Cable Loss) - PA(Preamp Factor)

Mode	Result	Type	Freq (Hz)	Level (dBuV/m)	Limit (dBuV/m)	Margin (dB)	Dist (m)	Condition	Azimuth (°)	Height (m)	Comments
2452MHz	Pass	AV	2.4844G	53.92	54.00	-0.08	3	Horizontal	37	1.46	-
2452MHz	Pass	PK	2.386G	59.40	74.00	-14.60	3	Horizontal	37	1.46	-
2452MHz	Pass	PK	2.4464G	104.12	Inf	-Inf	3	Horizontal	37	1.46	-
2452MHz	Pass	PK	2.4848G	64.18	74.00	-9.82	3	Horizontal	37	1.46	-
2452MHz	Pass	AV	4.91174G	34.33	54.00	-19.67	3	Vertical	282	2.36	-
2452MHz	Pass	PK	4.90742G	45.59	74.00	-28.41	3	Vertical	282	2.36	-
2452MHz	Pass	AV	4.90934G	34.63	54.00	-19.37	3	Horizontal	188	1.44	-
2452MHz	Pass	PK	4.91234G	46.99	74.00	-27.01	3	Horizontal	188	1.44	-

Level (dBuV/m) = Raw(Read Level) + AF(Antenna Factor) + CL(Cable Loss) - PA(Preamp Factor)

802.11b_Nss1,(1Mbps)_1TX(Port1)

2412MHz_TX

11/04/2020

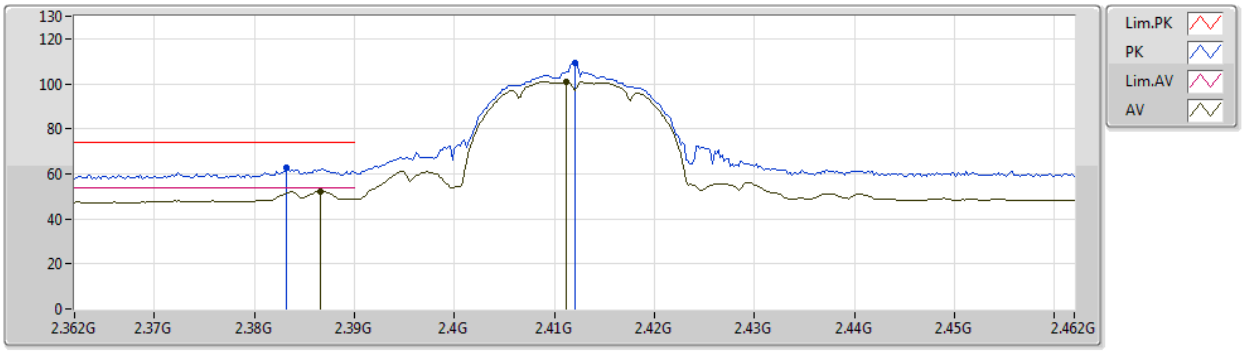

Type	Freq	Level	Limit	Margin	Factor	Dist	Condition	Azimuth	Height	Comment	Raw	AF	CL	PA
	(Hz)	(dBuV/m)	(dBuV/m)	(dB)	(dB)	(m)		(°)	(m)		(dBuV)	(dB)	(dB)	(dB)
AV	2.3866G	52.08	54.00	-1.92	31.62	3	Vertical	79	2.69	-	20.46	27.63	3.99	-
AV	2.4112G	100.88	Inf	-Inf	31.60	3	Vertical	79	2.69	-	69.28	27.58	4.02	-
PK	2.3832G	62.63	74.00	-11.37	31.62	3	Vertical	79	2.69	-	31.01	27.63	3.99	-
PK	2.412G	109.33	Inf	-Inf	31.60	3	Vertical	79	2.69	-	77.73	27.58	4.02	-

802.11b_Nss1,(1Mbps)_1TX(Port1)

11/04/2020

2412MHz_TX

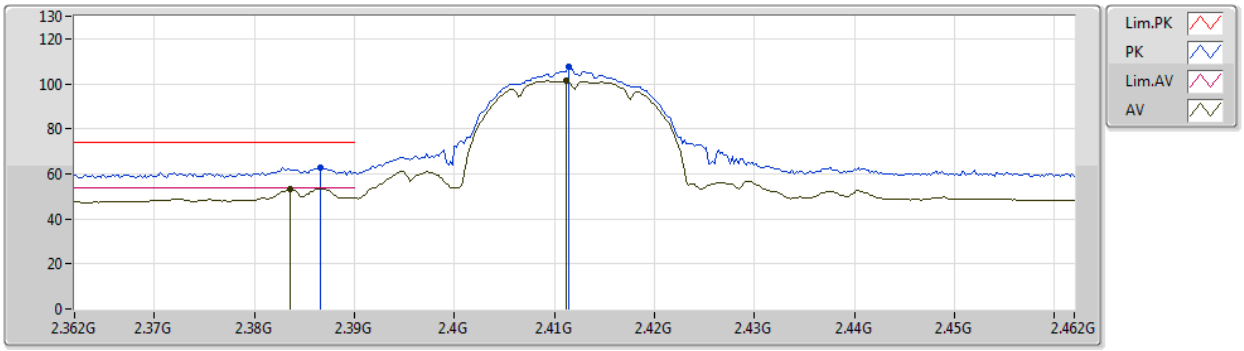

Type	Freq	Level	Limit	Margin	Factor	Dist	Condition	Azimuth	Height	Comment	Raw	AF	CL	PA
	(Hz)	(dBuV/m)	(dBuV/m)	(dB)	(dB)	(m)		(°)	(m)		(dBuV)	(dB)	(dB)	(dB)
AV	2.3836G	53.27	54.00	-0.73	31.62	3	Horizontal	29	1.47	-	21.65	27.63	3.99	-
AV	2.4112G	101.25	Inf	-Inf	31.60	3	Horizontal	29	1.47	-	69.65	27.58	4.02	-
PK	2.3866G	62.61	74.00	-11.39	31.62	3	Horizontal	29	1.47	-	30.99	27.63	3.99	-
PK	2.4114G	107.82	Inf	-Inf	31.60	3	Horizontal	29	1.47	-	76.22	27.58	4.02	-

Level (dBuV/m) = Raw(Read Level) + AF(Antenna Factor) + CL(Cable Loss) - PA(Preamp Factor)

802.11b_Nss1,(1Mbps)_1TX(Port1)

11/04/2020

2412MHz_TX

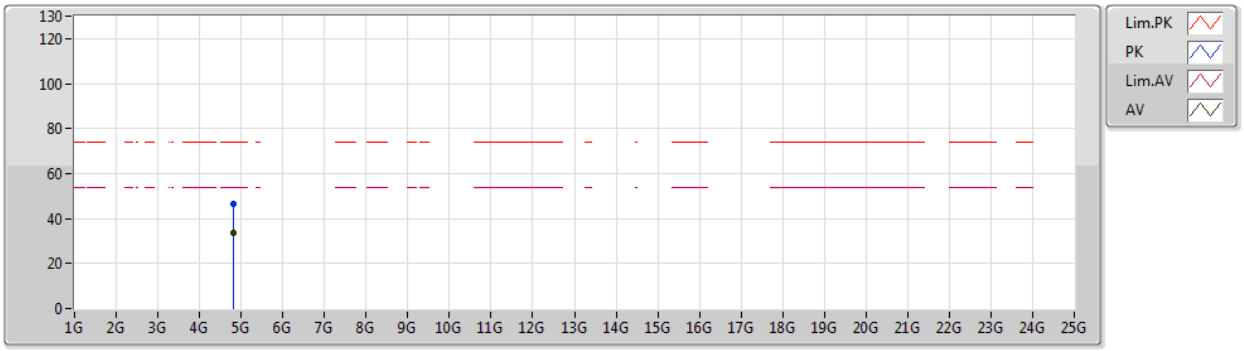

Type	Freq	Level	Limit	Margin	Factor	Dist	Condition	Azimuth	Height	Comment	Raw	AF	CL	PA
	(Hz)	(dBuV/m)	(dBuV/m)	(dB)	(dB)	(m)		(°)	(m)		(dBuV)	(dB)	(dB)	(dB)
AV	4.8276G	33.65	54.00	-20.35	7.50	3	Vertical	6	1.54	-	26.15	31.10	5.80	29.40
PK	4.81734G	46.74	74.00	-27.26	7.49	3	Vertical	6	1.54	-	39.25	31.10	5.79	29.40

802.11b_Nss1,(1Mbps)_1TX(Port1)

11/04/2020

2412MHz_TX

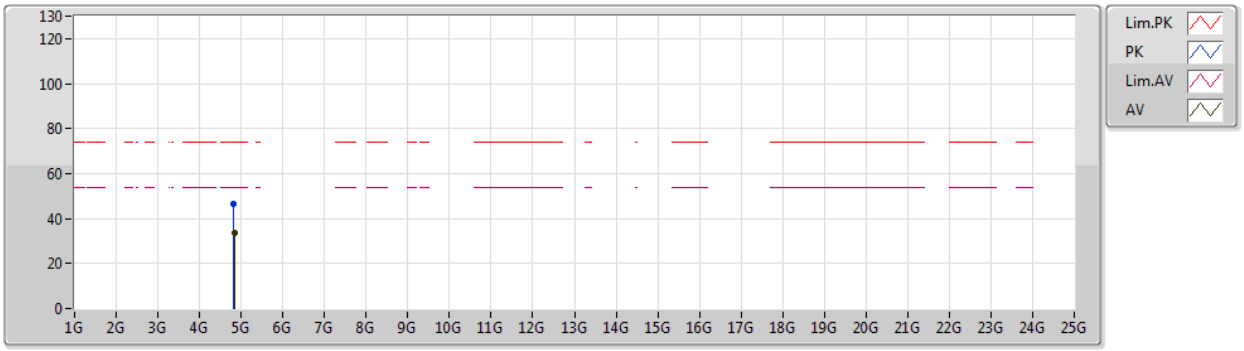

Type	Freq	Level	Limit	Margin	Factor	Dist	Condition	Azimuth	Height	Comment	Raw	AF	CL	PA
	(Hz)	(dBuV/m)	(dBuV/m)	(dB)	(dB)	(m)		(°)	(m)		(dBuV)	(dB)	(dB)	(dB)
AV	4.82934G	33.50	54.00	-20.50	7.50	3	Horizontal	141	1.50	-	26.00	31.10	5.80	29.40
PK	4.81272G	46.23	74.00	-27.77	7.48	3	Horizontal	141	1.50	-	38.75	31.10	5.79	29.41

Level (dBuV/m) = Raw(Read Level) + AF(Antenna Factor) + CL(Cable Loss) - PA(Preamp Factor)

802.11b_Nss1,(1Mbps)_1TX(Port1)

11/04/2020

2417MHz_TX

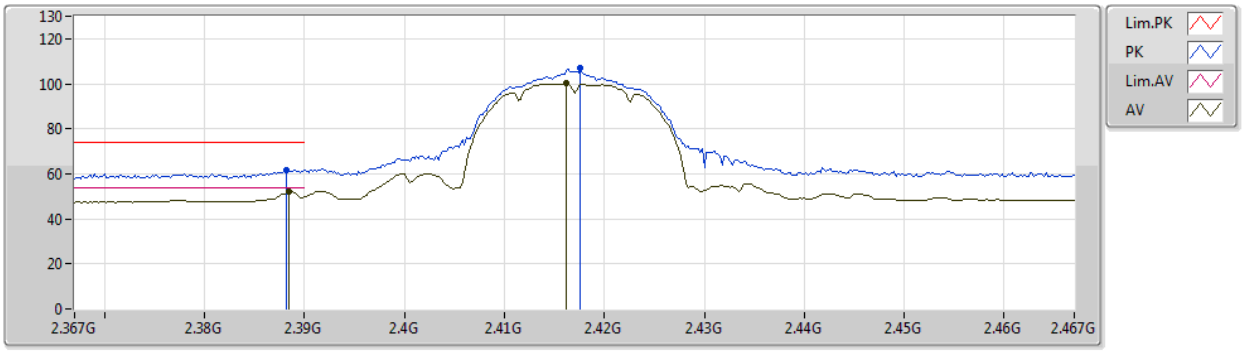

Type	Freq	Level	Limit	Margin	Factor	Dist	Condition	Azimuth	Height	Comment	Raw	AF	CL	PA
	(Hz)	(dBuV/m)	(dBuV/m)	(dB)	(dB)	(m)		(°)	(m)		(dBuV)	(dB)	(dB)	(dB)
AV	2.3884G	52.10	54.00	-1.90	31.62	3	Vertical	86	2.22	-	20.48	27.62	4.00	-
AV	2.4162G	100.05	Inf	-Inf	31.59	3	Vertical	86	2.22	-	68.46	27.57	4.02	-
PK	2.3882G	61.86	74.00	-12.14	31.61	3	Vertical	86	2.22	-	30.25	27.62	3.99	-
PK	2.4176G	106.77	Inf	-Inf	31.58	3	Vertical	86	2.22	-	75.19	27.56	4.02	-

Level (dBuV/m) = Raw(Read Level) + AF(Antenna Factor) + CL(Cable Loss) - PA(Preamp Factor)

802.11b_Nss1,(1Mbps)_1TX(Port1)

2417MHz_TX

11/04/2020

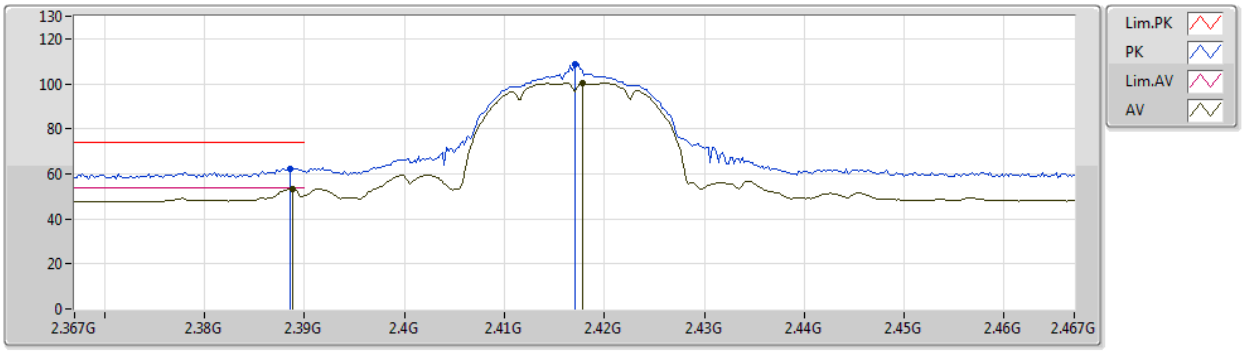

Type	Freq	Level	Limit	Margin	Factor	Dist	Condition	Azimuth	Height	Comment	Raw	AF	CL	PA
	(Hz)	(dBuV/m)	(dBuV/m)	(dB)	(dB)	(m)		(°)	(m)		(dBuV)	(dB)	(dB)	(dB)
AV	2.3888G	53.47	54.00	-0.53	31.62	3	Horizontal	31	1.72	-	21.85	27.62	4.00	-
AV	2.4178G	100.35	Inf	-Inf	31.58	3	Horizontal	31	1.72	-	68.77	27.56	4.02	-
PK	2.3886G	62.29	74.00	-11.71	31.62	3	Horizontal	31	1.72	-	30.67	27.62	4.00	-
PK	2.417G	108.87	Inf	-Inf	31.59	3	Horizontal	31	1.72	-	77.28	27.57	4.02	-

802.11b_Nss1,(1Mbps)_1TX(Port1)

11/04/2020

2437MHz_TX

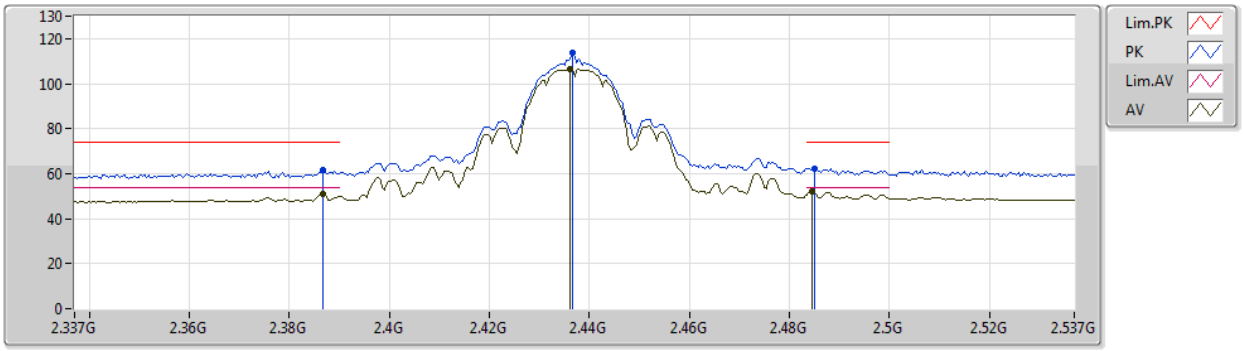

Type	Freq	Level	Limit	Margin	Factor	Dist	Condition	Azimuth	Height	Comment	Raw	AF	CL	PA
	(Hz)	(dBuV/m)	(dBuV/m)	(dB)	(dB)	(m)		(°)	(m)		(dBuV)	(dB)	(dB)	(dB)
AV	2.3866G	50.85	54.00	-3.15	31.62	3	Vertical	78	1.90	-	19.23	27.63	3.99	-
AV	2.4362G	106.57	Inf	-Inf	31.57	3	Vertical	78	1.90	-	75.00	27.53	4.04	-
AV	2.4846G	51.84	54.00	-2.16	31.52	3	Vertical	78	1.90	-	20.32	27.43	4.09	-
PK	2.3866G	61.91	74.00	-12.09	31.62	3	Vertical	78	1.90	-	30.29	27.63	3.99	-
PK	2.4366G	113.59	Inf	-Inf	31.57	3	Vertical	78	1.90	-	82.02	27.53	4.04	-
PK	2.485G	62.26	74.00	-11.74	31.52	3	Vertical	78	1.90	-	30.74	27.43	4.09	-

802.11b_Nss1,(1Mbps)_1TX(Port1)

11/04/2020

2437MHz_TX

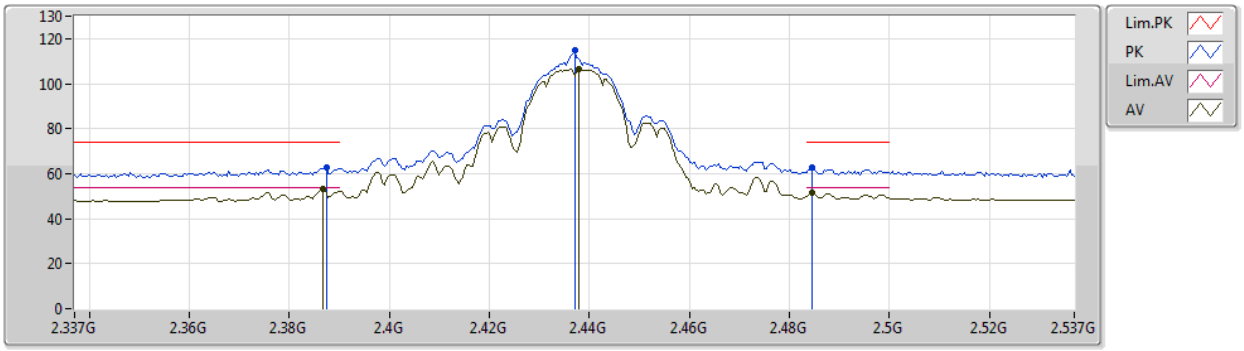

Type	Freq	Level	Limit	Margin	Factor	Dist	Condition	Azimuth	Height	Comment	Raw	AF	CL	PA
	(Hz)	(dBuV/m)	(dBuV/m)	(dB)	(dB)	(m)		(°)	(m)		(dBuV)	(dB)	(dB)	(dB)
AV	2.3866G	53.30	54.00	-0.70	31.62	3	Horizontal	33	1.48	-	21.68	27.63	3.99	-
AV	2.4378G	106.40	Inf	-Inf	31.56	3	Horizontal	33	1.48	-	74.84	27.52	4.04	-
AV	2.4846G	51.47	54.00	-2.53	31.52	3	Horizontal	33	1.48	-	19.95	27.43	4.09	-
PK	2.3874G	62.53	74.00	-11.47	31.62	3	Horizontal	33	1.48	-	30.91	27.63	3.99	-
PK	2.437G	114.65	Inf	-Inf	31.57	3	Horizontal	33	1.48	-	83.08	27.53	4.04	-
PK	2.4846G	62.58	74.00	-11.42	31.52	3	Horizontal	33	1.48	-	31.06	27.43	4.09	-

802.11b_Nss1,(1Mbps)_1TX(Port1)

2437MHz_TX

11/04/2020

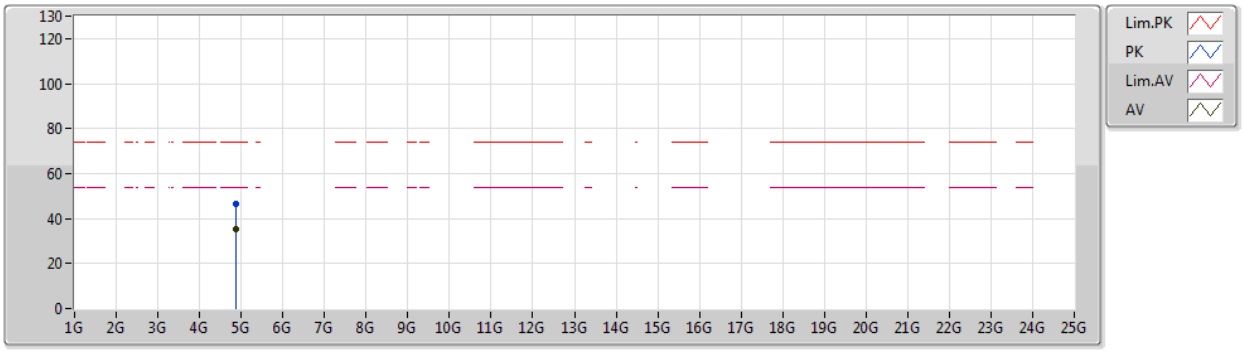

Type	Freq	Level	Limit	Margin	Factor	Dist	Condition	Azimuth	Height	Comment	Raw	AF	CL	PA
	(Hz)	(dBuV/m)	(dBuV/m)	(dB)	(dB)	(m)		(°)	(m)		(dBuV)	(dB)	(dB)	(dB)
AV	4.874G	35.27	54.00	-18.73	7.55	3	Vertical	100	2.49	-	27.72	31.10	5.83	29.38
PK	4.85984G	46.51	74.00	-27.49	7.54	3	Vertical	100	2.49	-	38.97	31.10	5.82	29.38

802.11b_Nss1,(1Mbps)_1TX(Port1)

2437MHz_TX

11/04/2020

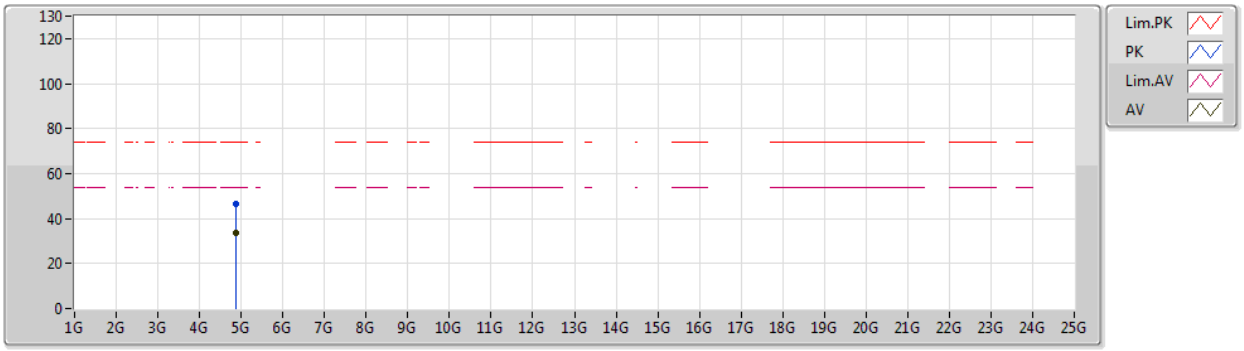

Type	Freq	Level	Limit	Margin	Factor	Dist	Condition	Azimuth	Height	Comment	Raw	AF	CL	PA
	(Hz)	(dBuV/m)	(dBuV/m)	(dB)	(dB)	(m)		(°)	(m)		(dBuV)	(dB)	(dB)	(dB)
AV	4.87364G	33.71	54.00	-20.29	7.55	3	Horizontal	248	1.50	-	26.16	31.10	5.83	29.38
PK	4.87478G	46.56	74.00	-27.44	7.55	3	Horizontal	248	1.50	-	39.01	31.10	5.83	29.38

Level (dBuV/m) = Raw(Read Level) + AF(Antenna Factor) + CL(Cable Loss) - PA(Preamp Factor)

802.11b_Nss1,(1Mbps)_1TX(Port1)

11/04/2020

2457MHz_TX

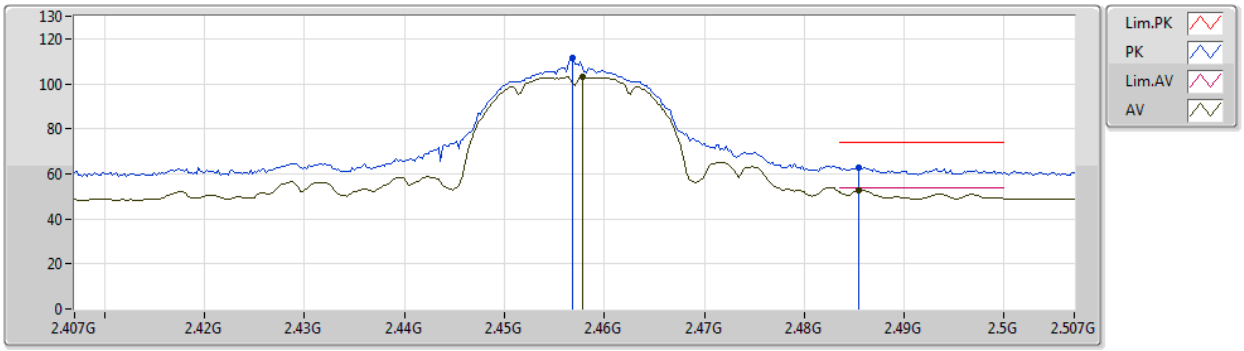

Type	Freq	Level	Limit	Margin	Factor	Dist	Condition	Azimuth	Height	Comment	Raw	AF	CL	PA
	(Hz)	(dBuV/m)	(dBuV/m)	(dB)	(dB)	(m)		(°)	(m)		(dBuV)	(dB)	(dB)	(dB)
AV	2.4578G	102.96	Inf	-Inf	31.54	3	Vertical	91	2.26	-	71.42	27.48	4.06	-
AV	2.4854G	52.87	54.00	-1.13	31.52	3	Vertical	91	2.26	-	21.35	27.43	4.09	-
PK	2.4568G	111.35	Inf	-Inf	31.55	3	Vertical	91	2.26	-	79.80	27.49	4.06	-
PK	2.4854G	62.84	74.00	-11.16	31.52	3	Vertical	91	2.26	-	31.32	27.43	4.09	-

Level (dBuV/m) = Raw(Read Level) + AF(Antenna Factor) + CL(Cable Loss) - PA(Preamp Factor)

802.11b_Nss1,(1Mbps)_1TX(Port1)

11/04/2020

2457MHz_TX

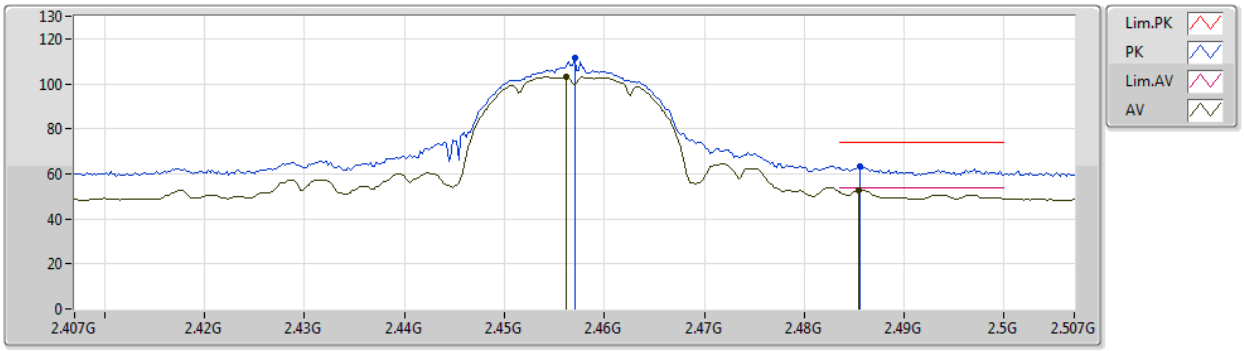

Type	Freq	Level	Limit	Margin	Factor	Dist	Condition	Azimuth	Height	Comment	Raw	AF	CL	PA
	(Hz)	(dBuV/m)	(dBuV/m)	(dB)	(dB)	(m)		(°)	(m)		(dBuV)	(dB)	(dB)	(dB)
AV	2.4562G	103.04	Inf	-Inf	31.55	3	Horizontal	30	1.45	-	71.49	27.49	4.06	-
AV	2.4854G	52.70	54.00	-1.30	31.52	3	Horizontal	30	1.45	-	21.18	27.43	4.09	-
PK	2.457G	111.46	Inf	-Inf	31.55	3	Horizontal	30	1.45	-	79.91	27.49	4.06	-
PK	2.4856G	63.19	74.00	-10.81	31.52	3	Horizontal	30	1.45	-	31.67	27.43	4.09	-

802.11b_Nss1,(1Mbps)_1TX(Port1)

11/04/2020

2462MHz_TX

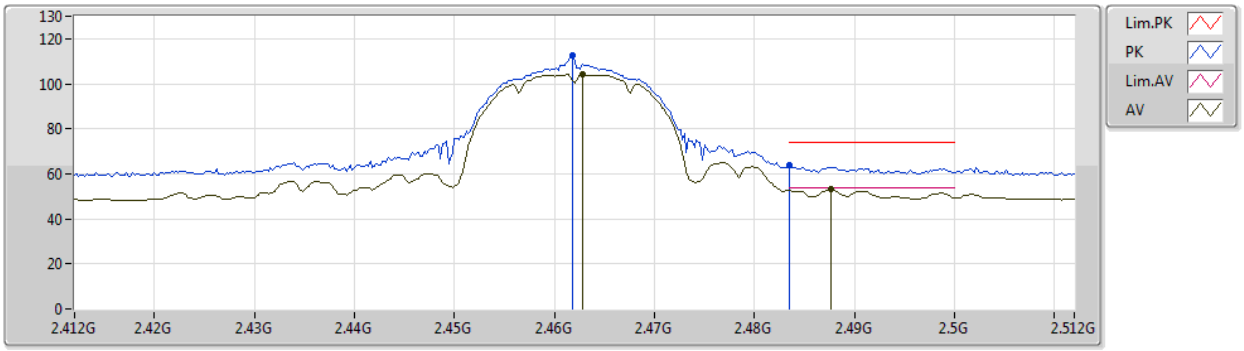

Type	Freq	Level	Limit	Margin	Factor	Dist	Condition	Azimuth	Height	Comment	Raw	AF	CL	PA
	(Hz)	(dBuV/m)	(dBuV/m)	(dB)	(dB)	(m)		(°)	(m)		(dBuV)	(dB)	(dB)	(dB)
AV	2.4628G	104.17	Inf	-Inf	31.54	3	Vertical	85	2.36	-	72.63	27.47	4.07	-
AV	2.4876G	53.02	54.00	-0.98	31.51	3	Vertical	85	2.36	-	21.51	27.42	4.09	-
PK	2.4618G	112.39	Inf	-Inf	31.54	3	Vertical	85	2.36	-	80.85	27.48	4.06	-
PK	2.4835G	63.65	74.00	-10.35	31.51	3	Vertical	85	2.36	-	32.14	27.43	4.08	-

802.11b_Nss1,(1Mbps)_1TX(Port1)

11/04/2020

2462MHz_TX

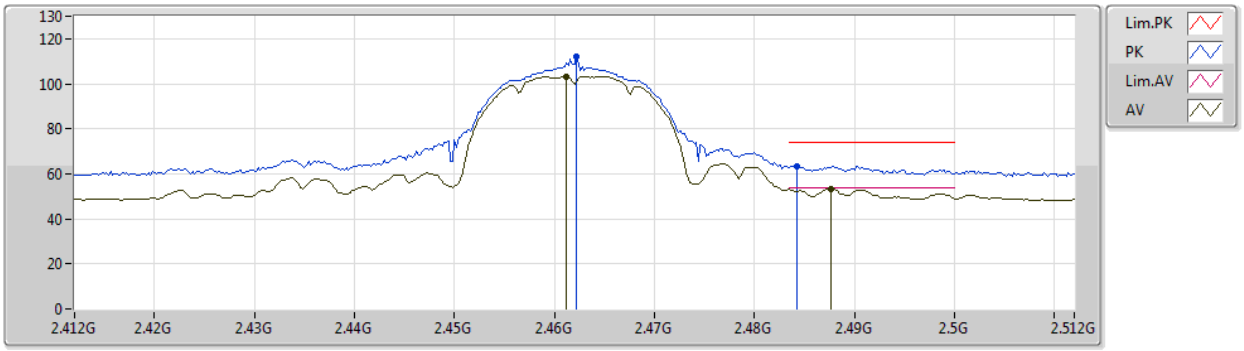

Type	Freq	Level	Limit	Margin	Factor	Dist	Condition	Azimuth	Height	Comment	Raw	AF	CL	PA
	(Hz)	(dBuV/m)	(dBuV/m)	(dB)	(dB)	(m)		(°)	(m)		(dBuV)	(dB)	(dB)	(dB)
AV	2.4612G	103.38	Inf	-Inf	31.54	3	Horizontal	30	1.34	-	71.84	27.48	4.06	-
AV	2.4876G	53.48	54.00	-0.52	31.51	3	Horizontal	30	1.34	-	21.97	27.42	4.09	-
PK	2.4622G	111.86	Inf	-Inf	31.54	3	Horizontal	30	1.34	-	80.32	27.48	4.06	-
PK	2.4842G	63.28	74.00	-10.72	31.52	3	Horizontal	30	1.34	-	31.76	27.43	4.09	-

802.11b_Nss1,(1Mbps)_1TX(Port1)

2462MHz_TX

11/04/2020

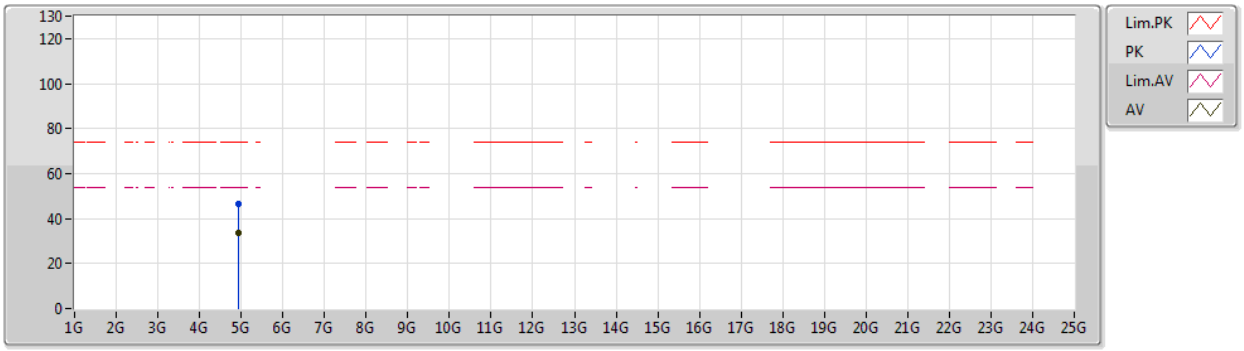

Type	Freq	Level	Limit	Margin	Factor	Dist	Condition	Azimuth	Height	Comment	Raw	AF	CL	PA
	(Hz)	(dBuV/m)	(dBuV/m)	(dB)	(dB)	(m)		(°)	(m)		(dBuV)	(dB)	(dB)	(dB)
AV	4.93342G	33.88	54.00	-20.12	7.69	3	Vertical	80	1.40	-	26.19	31.17	5.87	29.35
PK	4.93792G	46.71	74.00	-27.29	7.71	3	Vertical	80	1.40	-	39.00	31.18	5.88	29.35

Level (dBuV/m) = Raw(Read Level) + AF(Antenna Factor) + CL(Cable Loss) - PA(Preamp Factor)

802.11b_Nss1,(1Mbps)_1TX(Port1)

2462MHz_TX

11/04/2020

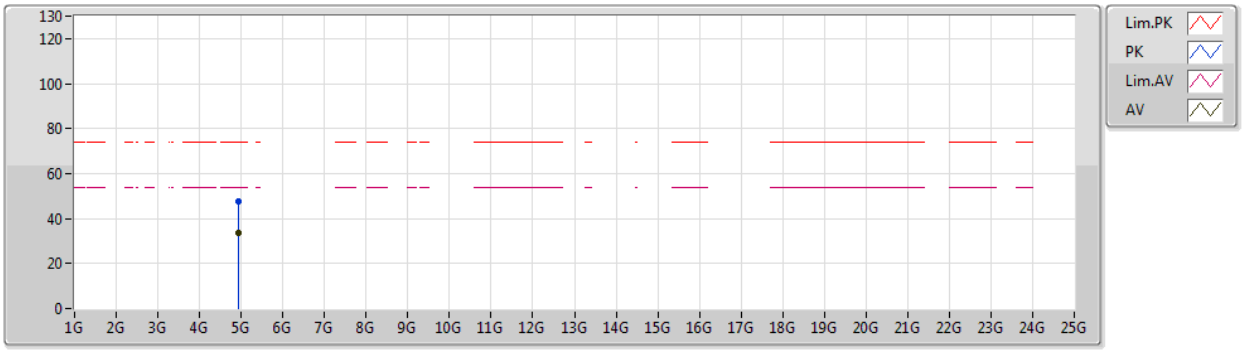

Type	Freq	Level	Limit	Margin	Factor	Dist	Condition	Azimuth	Height	Comment	Raw	AF	CL	PA
	(Hz)	(dBuV/m)	(dBuV/m)	(dB)	(dB)	(m)		(°)	(m)		(dBuV)	(dB)	(dB)	(dB)
AV	4.9297G	33.81	54.00	-20.19	7.68	3	Horizontal	200	1.50	-	26.13	31.16	5.87	29.35
PK	4.92472G	47.47	74.00	-26.53	7.67	3	Horizontal	200	1.50	-	39.80	31.15	5.87	29.35

Level (dBuV/m) = Raw(Read Level) + AF(Antenna Factor) + CL(Cable Loss) - PA(Preamp Factor)

802.11b_Nss1,(1Mbps)_3TX

2412MHz_TX

01/04/2020

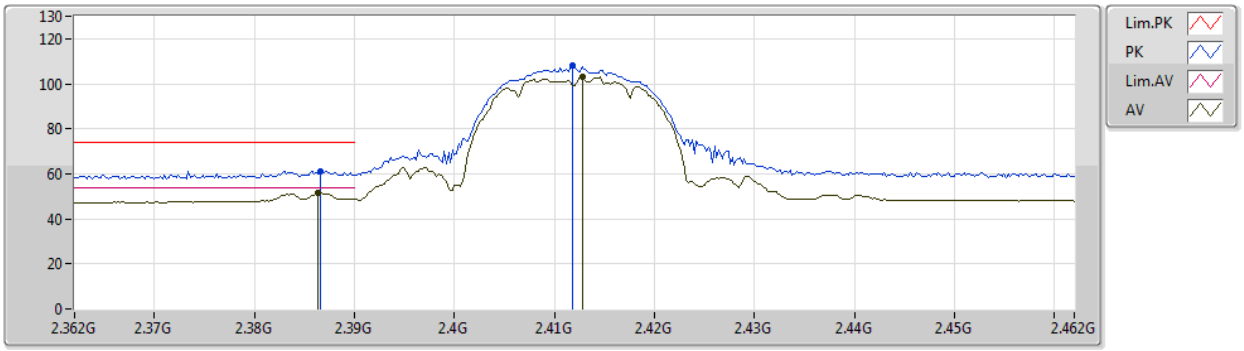

Type	Freq	Level	Limit	Margin	Factor	Dist	Condition	Azimuth	Height	Comment	Raw	AF	CL	PA
	(Hz)	(dBuV/m)	(dBuV/m)	(dB)	(dB)	(m)		(°)	(m)		(dBuV)	(dB)	(dB)	(dB)
AV	2.3864G	51.44	54.00	-2.56	31.62	3	Vertical	90	2.69	-	19.82	27.63	3.99	-
AV	2.4128G	103.24	Inf	-Inf	31.59	3	Vertical	90	2.69	-	71.65	27.57	4.02	-
PK	2.3866G	61.29	74.00	-12.71	31.62	3	Vertical	90	2.69	-	29.67	27.63	3.99	-
PK	2.4118G	108.08	Inf	-Inf	31.60	3	Vertical	90	2.69	-	76.48	27.58	4.02	-

802.11b_Nss1,(1Mbps)_3TX

2412MHz_TX

01/04/2020

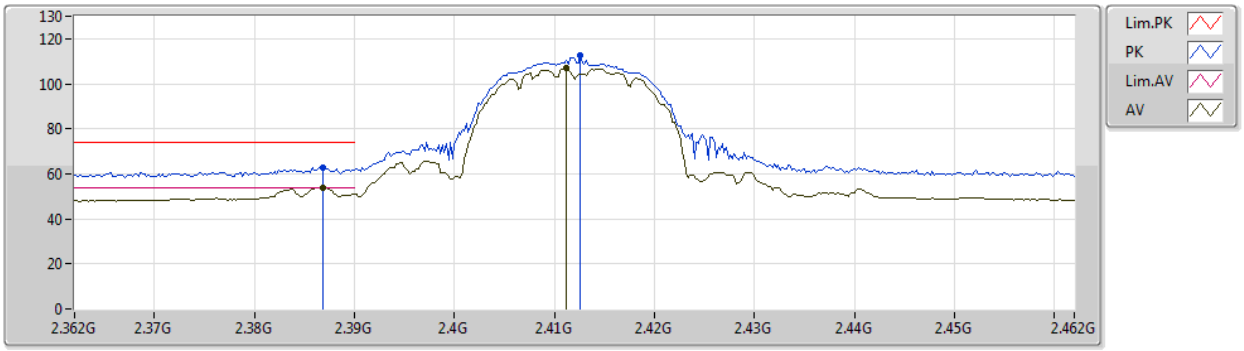

Type	Freq	Level	Limit	Margin	Factor	Dist	Condition	Azimuth	Height	Comment	Raw	AF	CL	PA
	(Hz)	(dBuV/m)	(dBuV/m)	(dB)	(dB)	(m)		(°)	(m)		(dBuV)	(dB)	(dB)	(dB)
AV	2.3868G	53.90	54.00	-0.10	31.62	3	Horizontal	37	1.76	-	22.28	27.63	3.99	-
AV	2.4112G	106.77	Inf	-Inf	31.60	3	Horizontal	37	1.76	-	75.17	27.58	4.02	-
PK	2.3868G	62.90	74.00	-11.10	31.62	3	Horizontal	37	1.76	-	31.28	27.63	3.99	-
PK	2.4126G	112.72	Inf	-Inf	31.59	3	Horizontal	37	1.76	-	81.13	27.57	4.02	-

802.11b_Nss1,(1Mbps)_3TX

2412MHz_TX

01/04/2020

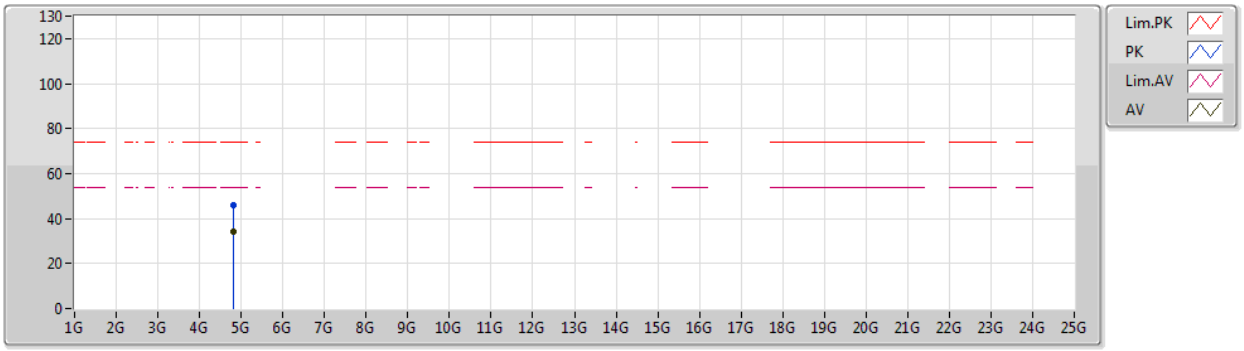

Type	Freq	Level	Limit	Margin	Factor	Dist	Condition	Azimuth	Height	Comment	Raw	AF	CL	PA
	(Hz)	(dBuV/m)	(dBuV/m)	(dB)	(dB)	(m)		(°)	(m)		(dBuV)	(dB)	(dB)	(dB)
AV	4.82388G	34.10	54.00	-19.90	7.49	3	Vertical	93	1.88	-	26.61	31.10	5.79	29.40
PK	4.8237G	45.94	74.00	-28.06	7.49	3	Vertical	93	1.88	-	38.45	31.10	5.79	29.40

Level (dBuV/m) = Raw(Read Level) + AF(Antenna Factor) + CL(Cable Loss) - PA(Preamp Factor)

802.11b_Nss1,(1Mbps)_3TX

2412MHz_TX

01/04/2020

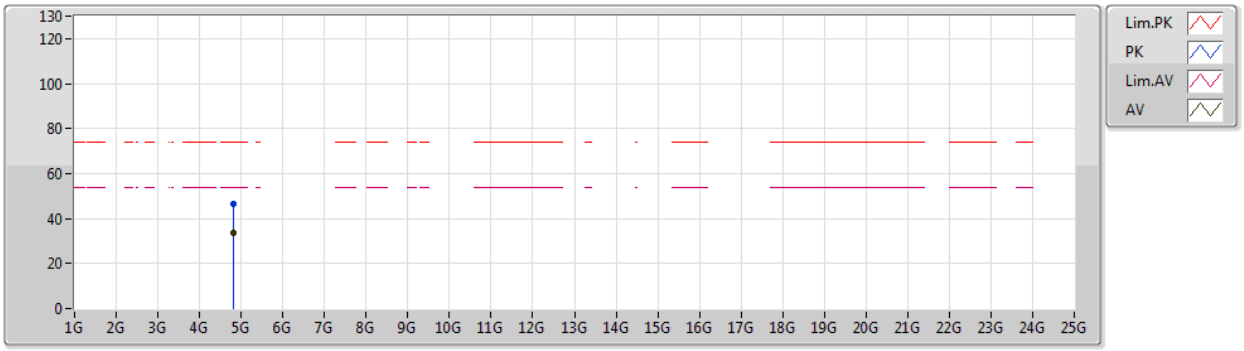

Type	Freq	Level	Limit	Margin	Factor	Dist	Condition	Azimuth	Height	Comment	Raw	AF	CL	PA
	(Hz)	(dBuV/m)	(dBuV/m)	(dB)	(dB)	(m)		(°)	(m)		(dBuV)	(dB)	(dB)	(dB)
AV	4.82394G	33.58	54.00	-20.42	7.49	3	Horizontal	129	2.89	-	26.09	31.10	5.79	29.40
PK	4.81512G	46.71	74.00	-27.29	7.48	3	Horizontal	129	2.89	-	39.23	31.10	5.79	29.41

Level (dBuV/m) = Raw(Read Level) + AF(Antenna Factor) + CL(Cable Loss) - PA(Preamp Factor)

802.11b_Nss1,(1Mbps)_3TX

2417MHz_TX

02/04/2020

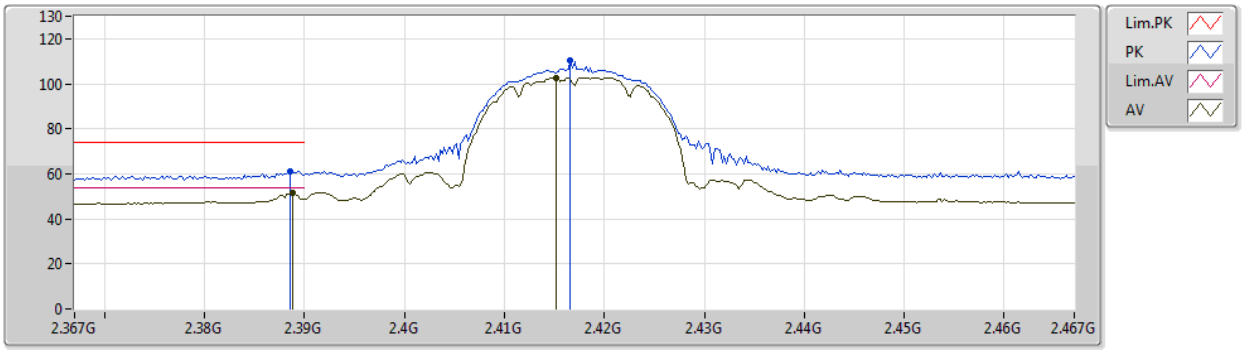

Type	Freq	Level	Limit	Margin	Factor	Dist	Condition	Azimuth	Height	Comment	Raw	AF	CL	PA
	(Hz)	(dBuV/m)	(dBuV/m)	(dB)	(dB)	(m)		(°)	(m)		(dBuV)	(dB)	(dB)	(dB)
AV	2.3888G	51.58	54.00	-2.42	31.62	3	Vertical	0	2.23	-	19.96	27.62	4.00	-
AV	2.4152G	102.79	Inf	-Inf	31.59	3	Vertical	0	2.23	-	71.20	27.57	4.02	-
PK	2.3886G	61.08	74.00	-12.92	31.62	3	Vertical	0	2.23	-	29.46	27.62	4.00	-
PK	2.4166G	110.63	Inf	-Inf	31.59	3	Vertical	0	2.23	-	79.04	27.57	4.02	-

802.11b_Nss1,(1Mbps)_3TX

2417MHz_TX

02/04/2020

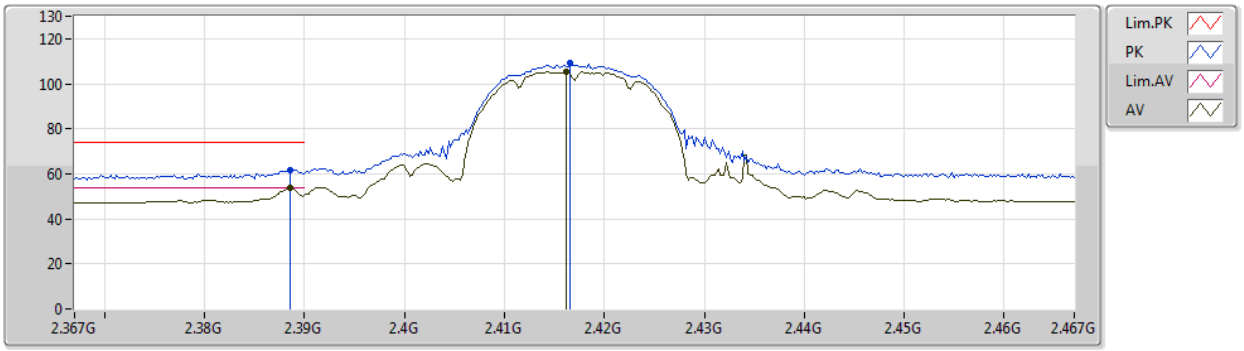

Type	Freq	Level	Limit	Margin	Factor	Dist	Condition	Azimuth	Height	Comment	Raw	AF	CL	PA
	(Hz)	(dBuV/m)	(dBuV/m)	(dB)	(dB)	(m)		(°)	(m)		(dBuV)	(dB)	(dB)	(dB)
AV	2.3886G	53.83	54.00	-0.17	31.62	3	Horizontal	42	1.48	-	22.21	27.62	4.00	-
AV	2.4162G	105.21	Inf	-Inf	31.59	3	Horizontal	42	1.48	-	73.62	27.57	4.02	-
PK	2.3886G	61.70	74.00	-12.30	31.62	3	Horizontal	42	1.48	-	30.08	27.62	4.00	-
PK	2.4166G	109.41	Inf	-Inf	31.59	3	Horizontal	42	1.48	-	77.82	27.57	4.02	-

802.11b_Nss1,(1Mbps)_3TX

2437MHz_TX

01/04/2020

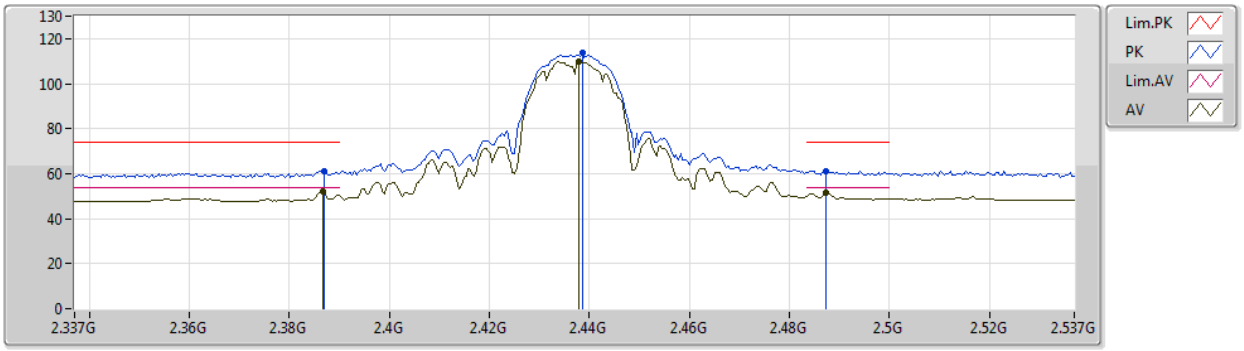

Type	Freq	Level	Limit	Margin	Factor	Dist	Condition	Azimuth	Height	Comment	Raw	AF	CL	PA
	(Hz)	(dBuV/m)	(dBuV/m)	(dB)	(dB)	(m)		(°)	(m)		(dBuV)	(dB)	(dB)	(dB)
AV	2.3866G	51.96	54.00	-2.04	31.62	3	Vertical	92	1.87	-	20.34	27.63	3.99	-
AV	2.4378G	109.99	Inf	-Inf	31.56	3	Vertical	92	1.87	-	78.43	27.52	4.04	-
AV	2.4874G	51.33	54.00	-2.67	31.52	3	Vertical	92	1.87	-	19.81	27.43	4.09	-
PK	2.387G	61.24	74.00	-12.76	31.62	3	Vertical	92	1.87	-	29.62	27.63	3.99	-
PK	2.4386G	113.53	Inf	-Inf	31.56	3	Vertical	92	1.87	-	81.97	27.52	4.04	-
PK	2.4874G	61.33	74.00	-12.67	31.52	3	Vertical	92	1.87	-	29.81	27.43	4.09	-

802.11b_Nss1,(1Mbps)_3TX

2437MHz_TX

01/04/2020

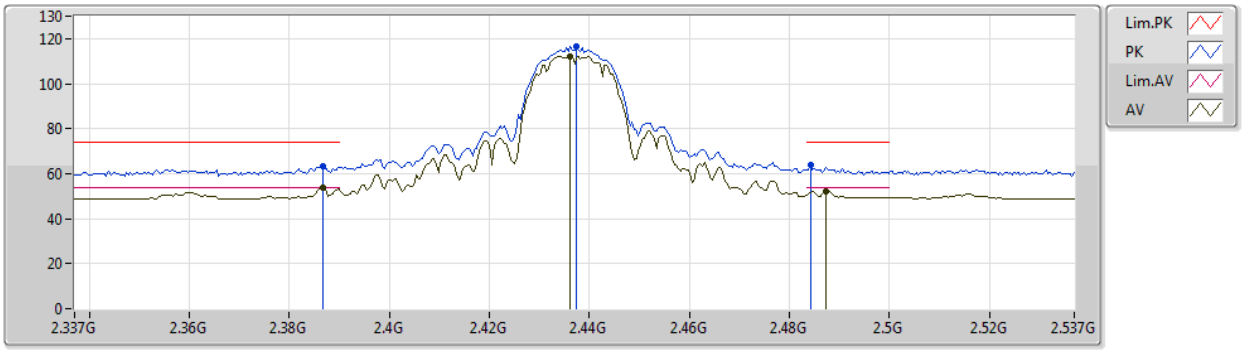

Type	Freq	Level	Limit	Margin	Factor	Dist	Condition	Azimuth	Height	Comment	Raw	AF	CL	PA
	(Hz)	(dBuV/m)	(dBuV/m)	(dB)	(dB)	(m)		(°)	(m)		(dBuV)	(dB)	(dB)	(dB)
AV	2.3866G	53.62	54.00	-0.38	31.62	3	Horizontal	36	1.70	-	22.00	27.63	3.99	-
AV	2.4362G	112.28	Inf	-Inf	31.57	3	Horizontal	36	1.70	-	80.71	27.53	4.04	-
AV	2.4874G	52.24	54.00	-1.76	31.52	3	Horizontal	36	1.70	-	20.72	27.43	4.09	-
PK	2.3866G	63.49	74.00	-10.51	31.62	3	Horizontal	36	1.70	-	31.87	27.63	3.99	-
PK	2.4374G	116.67	Inf	-Inf	31.57	3	Horizontal	36	1.70	-	85.10	27.53	4.04	-
PK	2.4842G	63.66	74.00	-10.34	31.52	3	Horizontal	36	1.70	-	32.14	27.43	4.09	-

802.11b_Nss1,(1Mbps)_3TX

2437MHz_TX

01/04/2020

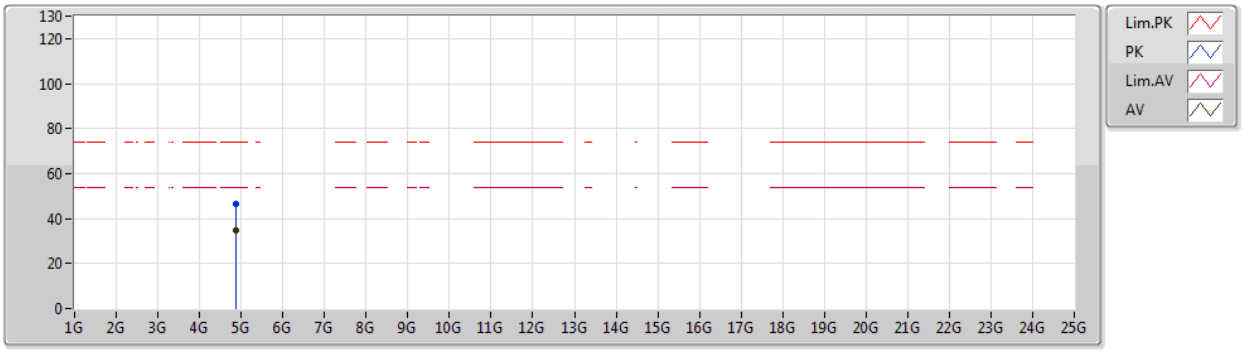

Type	Freq	Level	Limit	Margin	Factor	Dist	Condition	Azimuth	Height	Comment	Raw	AF	CL	PA
	(Hz)	(dBuV/m)	(dBuV/m)	(dB)	(dB)	(m)		(°)	(m)		(dBuV)	(dB)	(dB)	(dB)
AV	4.87388G	34.86	54.00	-19.14	7.55	3	Vertical	84	2.74	-	27.31	31.10	5.83	29.38
PK	4.88714G	46.70	74.00	-27.30	7.57	3	Vertical	84	2.74	-	39.13	31.10	5.84	29.37

Level (dBuV/m) = Raw(Read Level) + AF(Antenna Factor) + CL(Cable Loss) - PA(Preamp Factor)

802.11b_Nss1,(1Mbps)_3TX

2437MHz_TX

01/04/2020

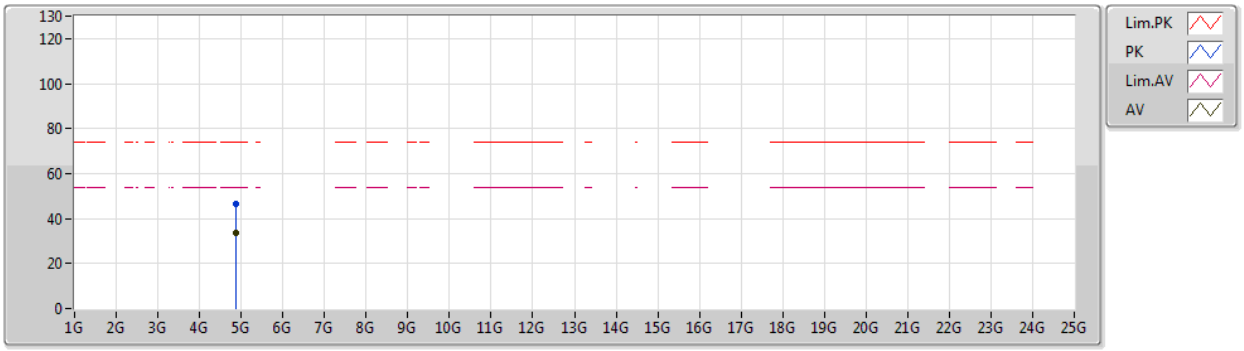

Type	Freq	Level	Limit	Margin	Factor	Dist	Condition	Azimuth	Height	Comment	Raw	AF	CL	PA
	(Hz)	(dBuV/m)	(dBuV/m)	(dB)	(dB)	(m)		(°)	(m)		(dBuV)	(dB)	(dB)	(dB)
AV	4.86986G	33.61	54.00	-20.39	7.55	3	Horizontal	226	1.50	-	26.06	31.10	5.83	29.38
PK	4.8647G	46.29	74.00	-27.71	7.54	3	Horizontal	226	1.50	-	38.75	31.10	5.82	29.38

Level (dBuV/m) = Raw(Read Level) + AF(Antenna Factor) + CL(Cable Loss) - PA(Preamp Factor)

802.11b_Nss1,(1Mbps)_3TX

2457MHz_TX

02/04/2020

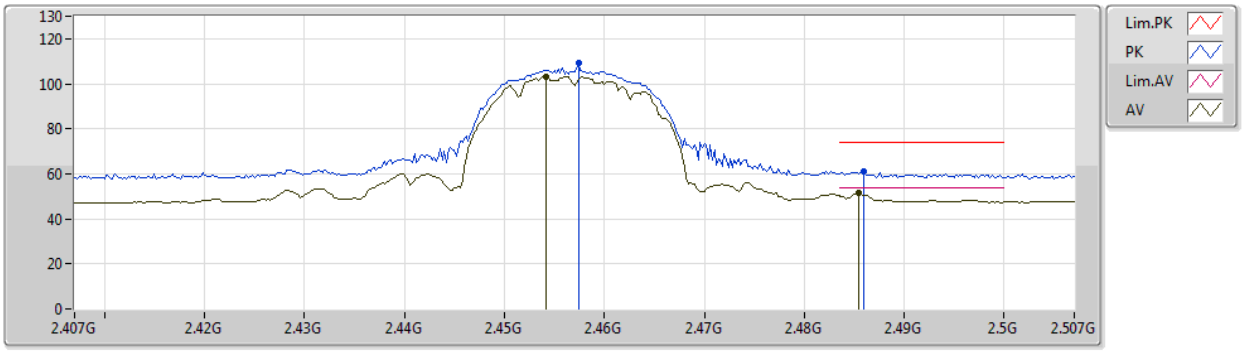

Type	Freq	Level	Limit	Margin	Factor	Dist	Condition	Azimuth	Height	Comment	Raw	AF	CL	PA
	(Hz)	(dBuV/m)	(dBuV/m)	(dB)	(dB)	(m)		(°)	(m)		(dBuV)	(dB)	(dB)	(dB)
AV	2.4542G	103.09	Inf	-Inf	31.55	3	Vertical	76	1.72	-	71.54	27.49	4.06	-
AV	2.4854G	51.51	54.00	-2.49	31.52	3	Vertical	76	1.72	-	19.99	27.43	4.09	-
PK	2.4574G	109.11	Inf	-Inf	31.55	3	Vertical	76	1.72	-	77.56	27.49	4.06	-
PK	2.486G	60.89	74.00	-13.11	31.52	3	Vertical	76	1.72	-	29.37	27.43	4.09	-

802.11b_Nss1,(1Mbps)_3TX

2457MHz_TX

02/04/2020

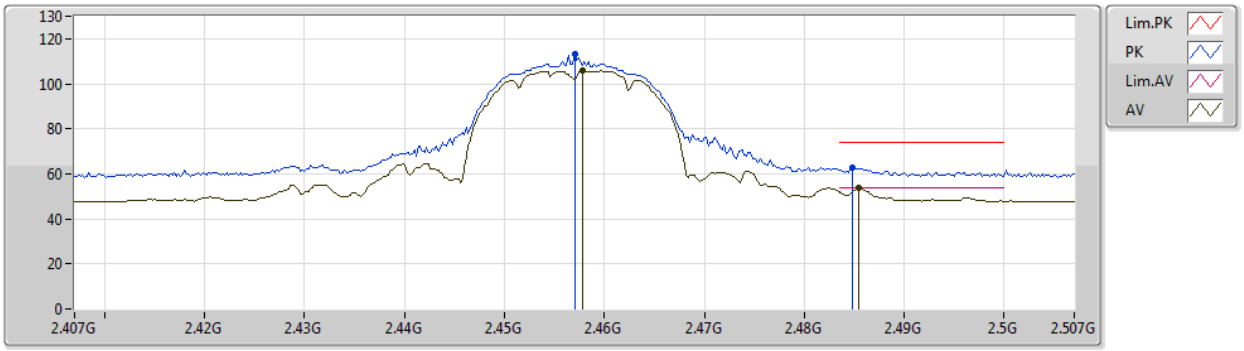

Type	Freq	Level	Limit	Margin	Factor	Dist	Condition	Azimuth	Height	Comment	Raw	AF	CL	PA
	(Hz)	(dBuV/m)	(dBuV/m)	(dB)	(dB)	(m)		(°)	(m)		(dBuV)	(dB)	(dB)	(dB)
AV	2.4578G	105.93	Inf	-Inf	31.54	3	Horizontal	35	1.47	-	74.39	27.48	4.06	-
AV	2.4854G	53.78	54.00	-0.22	31.52	3	Horizontal	35	1.47	-	22.26	27.43	4.09	-
PK	2.457G	113.37	Inf	-Inf	31.55	3	Horizontal	35	1.47	-	81.82	27.49	4.06	-
PK	2.4848G	62.55	74.00	-11.45	31.52	3	Horizontal	35	1.47	-	31.03	27.43	4.09	-

Level (dBuV/m) = Raw(Read Level) + AF(Antenna Factor) + CL(Cable Loss) - PA(Preamp Factor)

802.11b_Nss1,(1Mbps)_3TX

2462MHz_TX

01/04/2020

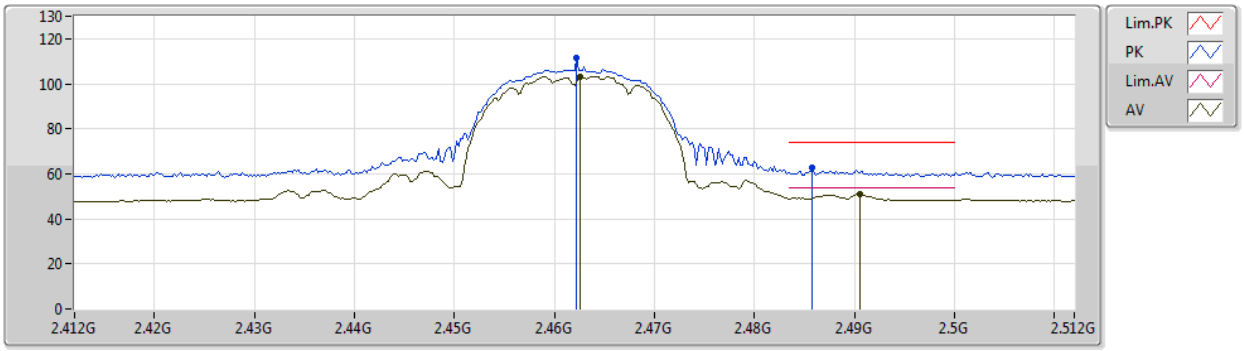

Type	Freq	Level	Limit	Margin	Factor	Dist	Condition	Azimuth	Height	Comment	Raw	AF	CL	PA
	(Hz)	(dBuV/m)	(dBuV/m)	(dB)	(dB)	(m)		(°)	(m)		(dBuV)	(dB)	(dB)	(dB)
AV	2.4626G	103.32	Inf	-Inf	31.53	3	Vertical	74	1.67	-	71.79	27.47	4.06	-
AV	2.4906G	51.12	54.00	-2.88	31.51	3	Vertical	74	1.67	-	19.61	27.42	4.09	-
PK	2.4622G	111.67	Inf	-Inf	31.54	3	Vertical	74	1.67	-	80.13	27.48	4.06	-
PK	2.4858G	62.58	74.00	-11.42	31.52	3	Vertical	74	1.67	-	31.06	27.43	4.09	-

802.11b_Nss1,(1Mbps)_3TX

2462MHz_TX

01/04/2020

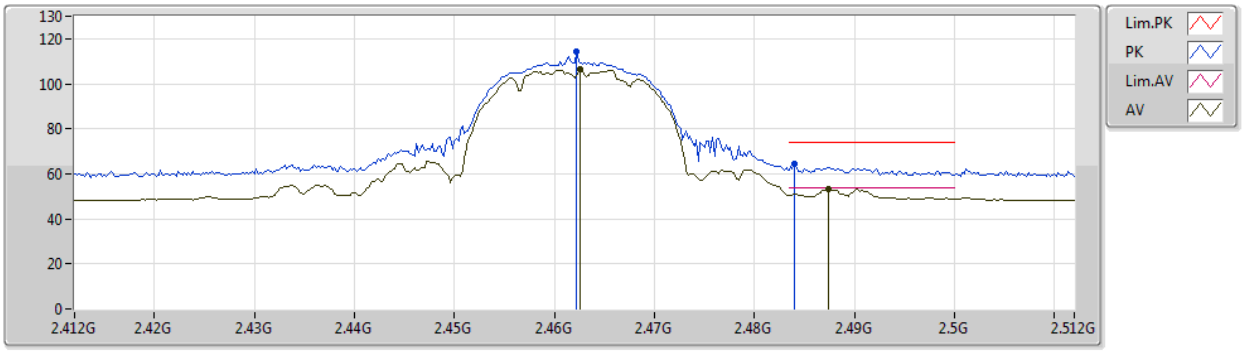

Type	Freq	Level	Limit	Margin	Factor	Dist	Condition	Azimuth	Height	Comment	Raw	AF	CL	PA
	(Hz)	(dBuV/m)	(dBuV/m)	(dB)	(dB)	(m)		(°)	(m)		(dBuV)	(dB)	(dB)	(dB)
AV	2.4626G	106.48	Inf	-Inf	31.53	3	Horizontal	39	1.67	-	74.95	27.47	4.06	-
AV	2.4874G	53.07	54.00	-0.93	31.52	3	Horizontal	39	1.67	-	21.55	27.43	4.09	-
PK	2.4622G	114.20	Inf	-Inf	31.54	3	Horizontal	39	1.67	-	82.66	27.48	4.06	-
PK	2.484G	64.53	74.00	-9.47	31.51	3	Horizontal	39	1.67	-	33.02	27.43	4.08	-

802.11b_Nss1,(1Mbps)_3TX

2462MHz_TX

01/04/2020

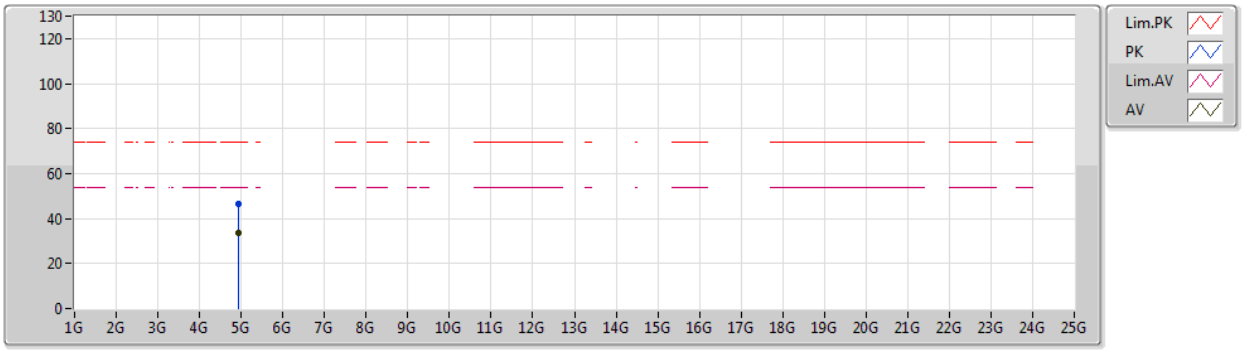

Type	Freq	Level	Limit	Margin	Factor	Dist	Condition	Azimuth	Height	Comment	Raw	AF	CL	PA
	(Hz)	(dBuV/m)	(dBuV/m)	(dB)	(dB)	(m)		(°)	(m)		(dBuV)	(dB)	(dB)	(dB)
AV	4.93018G	33.86	54.00	-20.14	7.68	3	Vertical	273	2.14	-	26.18	31.16	5.87	29.35
PK	4.93414G	46.71	74.00	-27.29	7.69	3	Vertical	273	2.14	-	39.02	31.17	5.87	29.35

Level (dBuV/m) = Raw(Read Level) + AF(Antenna Factor) + CL(Cable Loss) - PA(Preamp Factor)

802.11b_Nss1,(1Mbps)_3TX

2462MHz_TX

01/04/2020

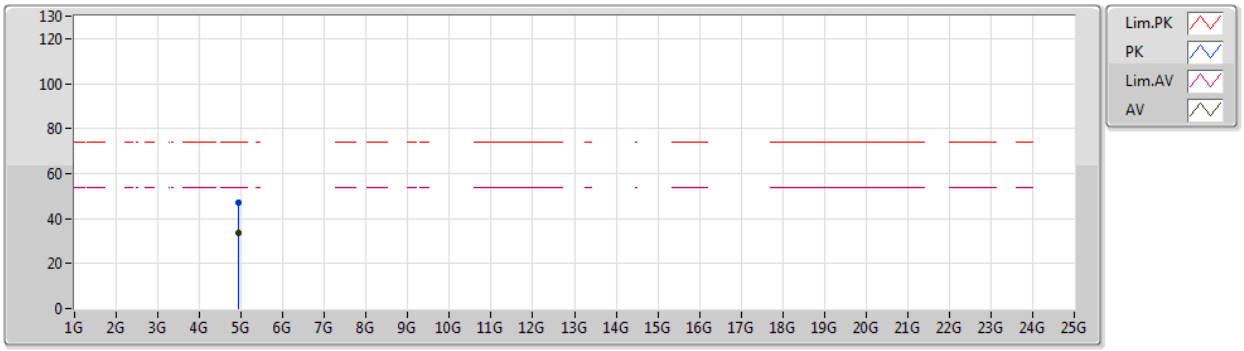

Type	Freq	Level	Limit	Margin	Factor	Dist	Condition	Azimuth	Height	Comment	Raw	AF	CL	PA
	(Hz)	(dBuV/m)	(dBuV/m)	(dB)	(dB)	(m)		(°)	(m)		(dBuV)	(dB)	(dB)	(dB)
AV	4.92724G	33.81	54.00	-20.19	7.67	3	Horizontal	273	2.12	-	26.14	31.15	5.87	29.35
PK	4.92316G	46.88	74.00	-27.12	7.65	3	Horizontal	273	2.12	-	39.23	31.15	5.86	29.36

Level (dBuV/m) = Raw(Read Level) + AF(Antenna Factor) + CL(Cable Loss) - PA(Preamp Factor)

802.11g_Nss1,(6Mbps)_3TX

2412MHz_TX

02/04/2020

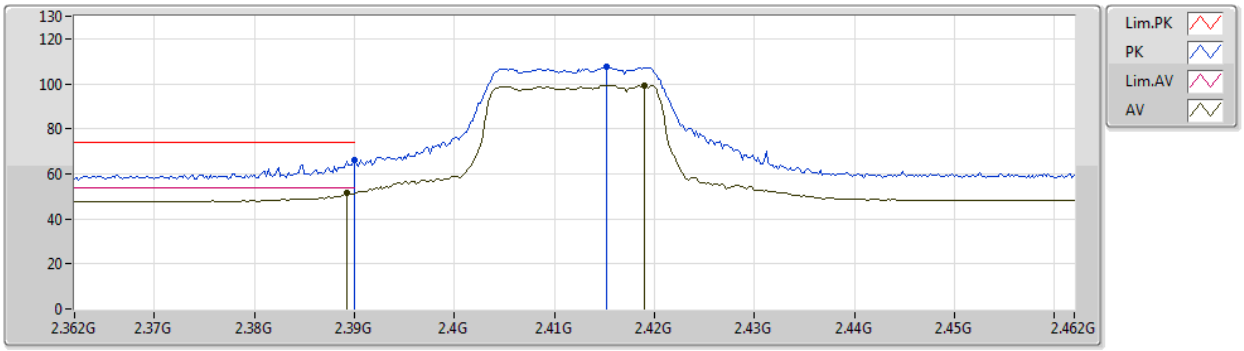

Type	Freq	Level	Limit	Margin	Factor	Dist	Condition	Azimuth	Height	Comment	Raw	AF	CL	PA
	(Hz)	(dBuV/m)	(dBuV/m)	(dB)	(dB)	(m)		(°)	(m)		(dBuV)	(dB)	(dB)	(dB)
AV	2.3892G	51.29	54.00	-2.71	31.62	3	Vertical	96	2.15	-	19.67	27.62	4.00	-
AV	2.419G	99.44	Inf	-Inf	31.58	3	Vertical	96	2.15	-	67.86	27.56	4.02	-
PK	2.39G	66.17	74.00	-7.83	31.62	3	Vertical	96	2.15	-	34.55	27.62	4.00	-
PK	2.4152G	107.62	Inf	-Inf	31.59	3	Vertical	96	2.15	-	76.03	27.57	4.02	-

802.11g_Nss1,(6Mbps)_3TX

2412MHz_TX

02/04/2020

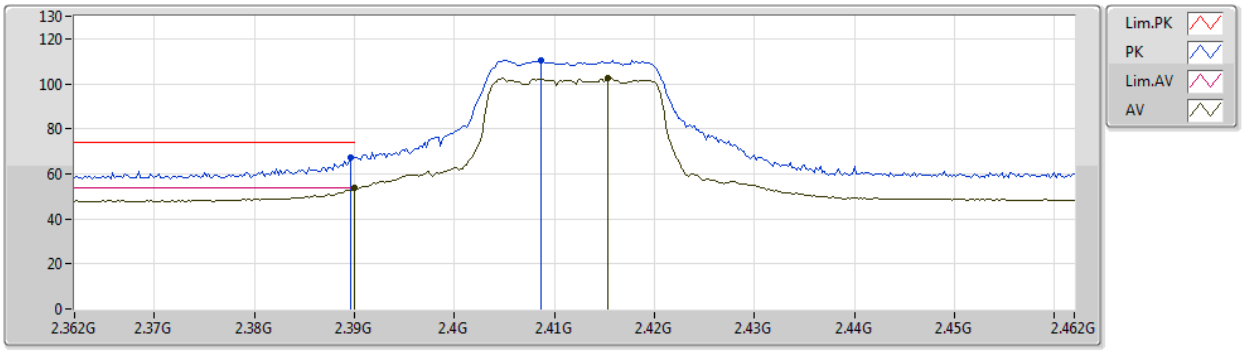

Type	Freq	Level	Limit	Margin	Factor	Dist	Condition	Azimuth	Height	Comment	Raw	AF	CL	PA
	(Hz)	(dBuV/m)	(dBuV/m)	(dB)	(dB)	(m)		(°)	(m)		(dBuV)	(dB)	(dB)	(dB)
AV	2.39G	53.80	54.00	-0.20	31.62	3	Horizontal	40	1.91	-	22.18	27.62	4.00	-
AV	2.4154G	102.51	Inf	-Inf	31.59	3	Horizontal	40	1.91	-	70.92	27.57	4.02	-
PK	2.3896G	67.24	74.00	-6.76	31.62	3	Horizontal	40	1.91	-	35.62	27.62	4.00	-
PK	2.4086G	110.56	Inf	-Inf	31.59	3	Horizontal	40	1.91	-	78.97	27.58	4.01	-

802.11g_Nss1,(6Mbps)_3TX

2412MHz_TX

02/04/2020

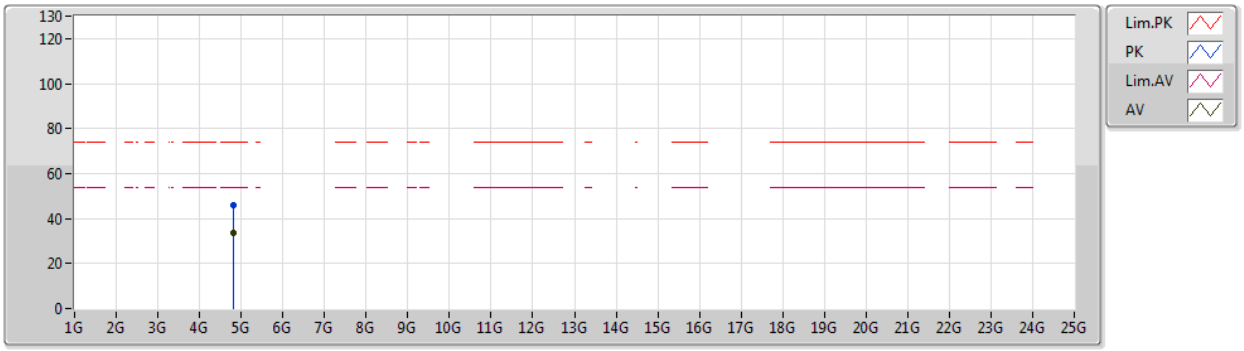

Type	Freq	Level	Limit	Margin	Factor	Dist	Condition	Azimuth	Height	Comment	Raw	AF	CL	PA
	(Hz)	(dBuV/m)	(dBuV/m)	(dB)	(dB)	(m)		(°)	(m)		(dBuV)	(dB)	(dB)	(dB)
AV	4.82556G	33.72	54.00	-20.28	7.49	3	Vertical	238	1.24	-	26.23	31.10	5.79	29.40
PK	4.82664G	46.19	74.00	-27.81	7.50	3	Vertical	238	1.24	-	38.69	31.10	5.80	29.40

Level (dBuV/m) = Raw(Read Level) + AF(Antenna Factor) + CL(Cable Loss) - PA(Preamp Factor)

802.11g_Nss1,(6Mbps)_3TX

2412MHz_TX

02/04/2020

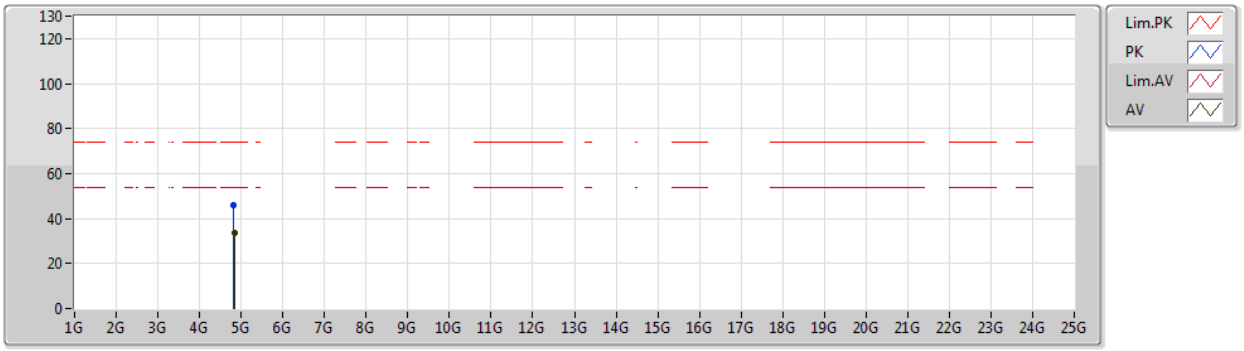

Type	Freq	Level	Limit	Margin	Factor	Dist	Condition	Azimuth	Height	Comment	Raw	AF	CL	PA
	(Hz)	(dBuV/m)	(dBuV/m)	(dB)	(dB)	(m)		(°)	(m)		(dBuV)	(dB)	(dB)	(dB)
AV	4.83216G	33.68	54.00	-20.32	7.50	3	Horizontal	217	1.50	-	26.18	31.10	5.80	29.40
PK	4.82472G	45.67	74.00	-28.33	7.49	3	Horizontal	217	1.50	-	38.18	31.10	5.79	29.40

Level (dBuV/m) = Raw(Read Level) + AF(Antenna Factor) + CL(Cable Loss) - PA(Preamp Factor)

802.11g_Nss1,(6Mbps)_3TX

2417MHz_TX

02/04/2020

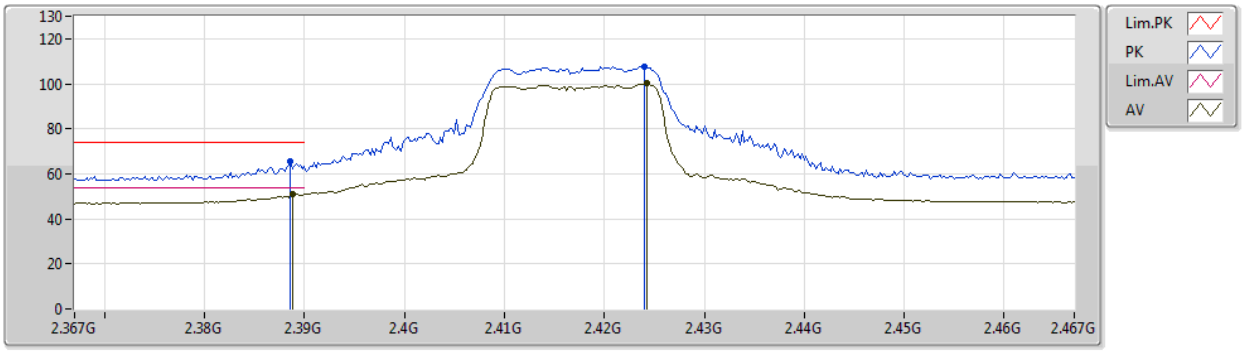

Type	Freq	Level	Limit	Margin	Factor	Dist	Condition	Azimuth	Height	Comment	Raw	AF	CL	PA
	(Hz)	(dBuV/m)	(dBuV/m)	(dB)	(dB)	(m)		(°)	(m)		(dBuV)	(dB)	(dB)	(dB)
AV	2.3888G	50.91	54.00	-3.09	31.62	3	Vertical	73	1.21	-	19.29	27.62	4.00	-
AV	2.4242G	100.07	Inf	-Inf	31.58	3	Vertical	73	1.21	-	68.49	27.55	4.03	-
PK	2.3886G	65.58	74.00	-8.42	31.62	3	Vertical	73	1.21	-	33.96	27.62	4.00	-
PK	2.424G	107.61	Inf	-Inf	31.58	3	Vertical	73	1.21	-	76.03	27.55	4.03	-

802.11g_Nss1,(6Mbps)_3TX

2417MHz_TX

02/04/2020

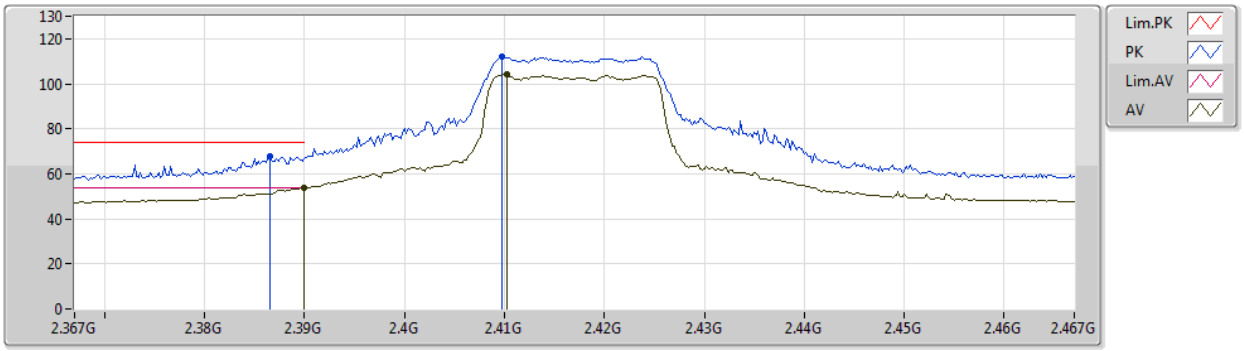

Type	Freq	Level	Limit	Margin	Factor	Dist	Condition	Azimuth	Height	Comment	Raw	AF	CL	PA
	(Hz)	(dBuV/m)	(dBuV/m)	(dB)	(dB)	(m)		(°)	(m)		(dBuV)	(dB)	(dB)	(dB)
AV	2.39G	53.84	54.00	-0.16	31.62	3	Horizontal	40	1.50	-	22.22	27.62	4.00	-
AV	2.4102G	104.04	Inf	-Inf	31.60	3	Horizontal	40	1.50	-	72.44	27.58	4.02	-
PK	2.3866G	67.62	74.00	-6.38	31.62	3	Horizontal	40	1.50	-	36.00	27.63	3.99	-
PK	2.4098G	111.96	Inf	-Inf	31.60	3	Horizontal	40	1.50	-	80.36	27.58	4.02	-

Level (dBuV/m) = Raw(Read Level) + AF(Antenna Factor) + CL(Cable Loss) - PA(Preamp Factor)

802.11g_Nss1,(6Mbps)_3TX

2437MHz_TX

02/04/2020

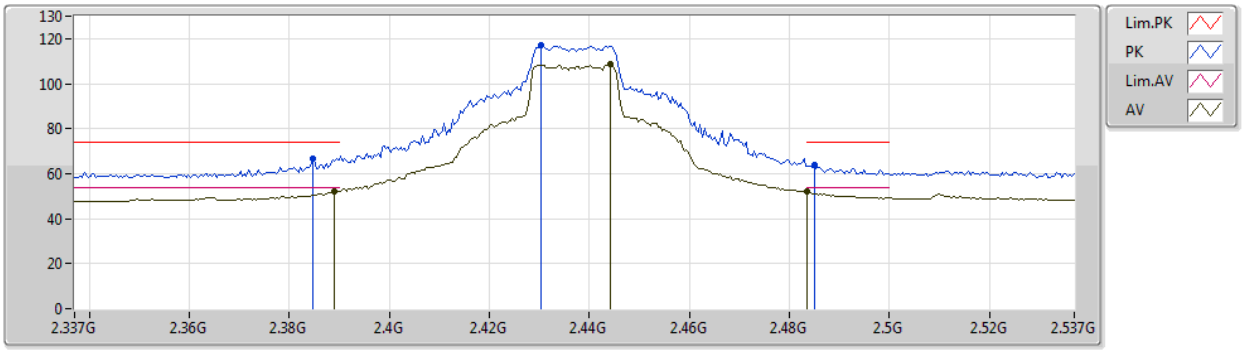

Type	Freq	Level	Limit	Margin	Factor	Dist	Condition	Azimuth	Height	Comment	Raw	AF	CL	PA
	(Hz)	(dBuV/m)	(dBuV/m)	(dB)	(dB)	(m)		(°)	(m)		(dBuV)	(dB)	(dB)	(dB)
AV	2.389G	52.15	54.00	-1.85	31.62	3	Vertical	107	1.92	-	20.53	27.62	4.00	-
AV	2.4442G	108.50	Inf	-Inf	31.56	3	Vertical	107	1.92	-	76.94	27.51	4.05	-
AV	2.4835G	52.05	54.00	-1.95	31.51	3	Vertical	107	1.92	-	20.54	27.43	4.08	-
PK	2.3846G	66.80	74.00	-7.20	31.62	3	Vertical	107	1.92	-	35.18	27.63	3.99	-
PK	2.4302G	117.07	Inf	-Inf	31.57	3	Vertical	107	1.92	-	85.50	27.54	4.03	-
PK	2.485G	63.66	74.00	-10.34	31.52	3	Vertical	107	1.92	-	32.14	27.43	4.09	-

802.11g_Nss1,(6Mbps)_3TX

2437MHz_TX

02/04/2020

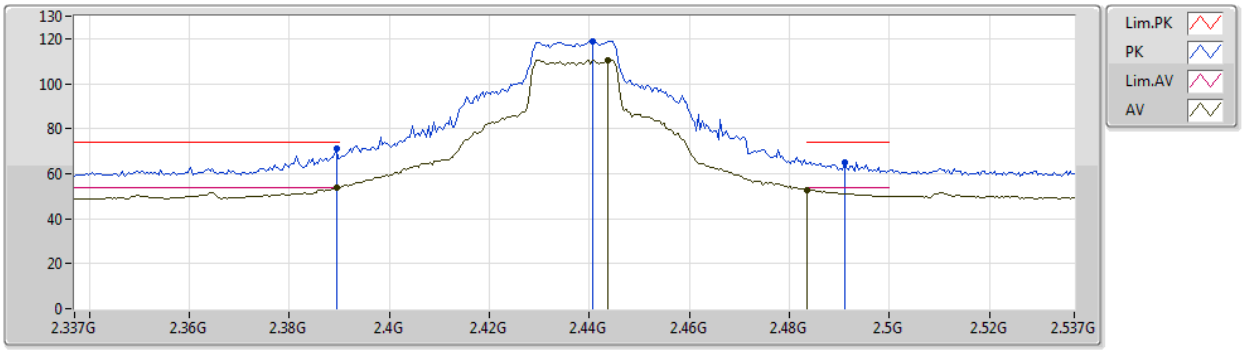

Type	Freq	Level	Limit	Margin	Factor	Dist	Condition	Azimuth	Height	Comment	Raw	AF	CL	PA
	(Hz)	(dBuV/m)	(dBuV/m)	(dB)	(dB)	(m)		(°)	(m)		(dBuV)	(dB)	(dB)	(dB)
AV	2.3894G	53.52	54.00	-0.48	31.62	3	Horizontal	41	1.50	-	21.90	27.62	4.00	-
AV	2.4438G	110.57	Inf	-Inf	31.56	3	Horizontal	41	1.50	-	79.01	27.51	4.05	-
AV	2.4835G	52.90	54.00	-1.10	31.51	3	Horizontal	41	1.50	-	21.39	27.43	4.08	-
PK	2.3894G	71.19	74.00	-2.81	31.62	3	Horizontal	41	1.50	-	39.57	27.62	4.00	-
PK	2.4406G	118.82	Inf	-Inf	31.56	3	Horizontal	41	1.50	-	87.26	27.52	4.04	-
PK	2.491G	65.22	74.00	-8.78	31.51	3	Horizontal	41	1.50	-	33.71	27.42	4.09	-

802.11g_Nss1,(6Mbps)_3TX

2437MHz_TX

02/04/2020

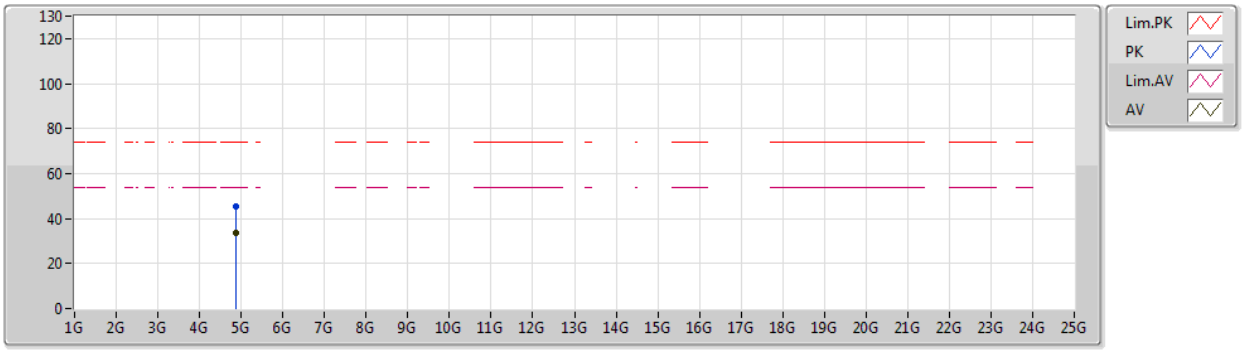

Type	Freq	Level	Limit	Margin	Factor	Dist	Condition	Azimuth	Height	Comment	Raw	AF	CL	PA
	(Hz)	(dBuV/m)	(dBuV/m)	(dB)	(dB)	(m)		(°)	(m)		(dBuV)	(dB)	(dB)	(dB)
AV	4.8728G	33.52	54.00	-20.48	7.55	3	Vertical	188	2.97	-	25.97	31.10	5.83	29.38
PK	4.8839G	45.64	74.00	-28.36	7.57	3	Vertical	188	2.97	-	38.07	31.10	5.84	29.37

802.11g_Nss1,(6Mbps)_3TX

2437MHz_TX

02/04/2020

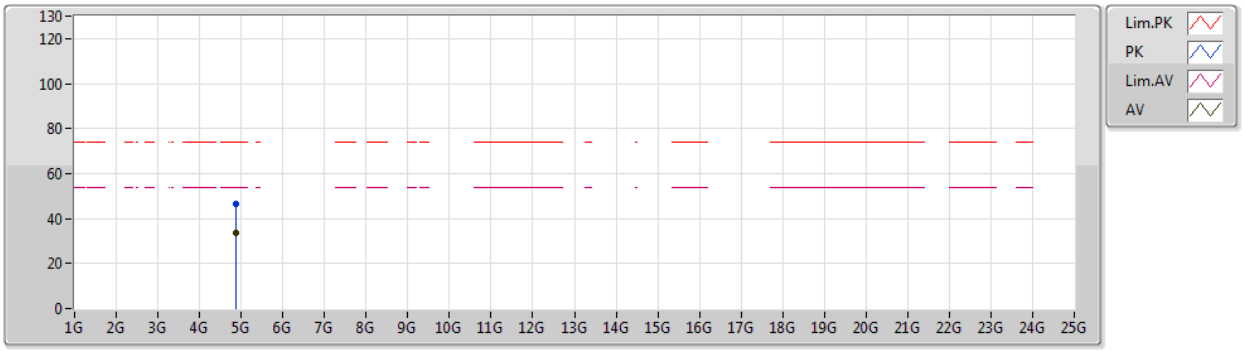

Type	Freq	Level	Limit	Margin	Factor	Dist	Condition	Azimuth	Height	Comment	Raw	AF	CL	PA
	(Hz)	(dBuV/m)	(dBuV/m)	(dB)	(dB)	(m)		(°)	(m)		(dBuV)	(dB)	(dB)	(dB)
AV	4.87208G	33.52	54.00	-20.48	7.55	3	Horizontal	61	1.83	-	25.97	31.10	5.83	29.38
PK	4.86704G	46.52	74.00	-27.48	7.54	3	Horizontal	61	1.83	-	38.98	31.10	5.82	29.38

Level (dBuV/m) = Raw(Read Level) + AF(Antenna Factor) + CL(Cable Loss) - PA(Preamp Factor)

802.11g_Nss1,(6Mbps)_3TX

2457MHz_TX

02/04/2020

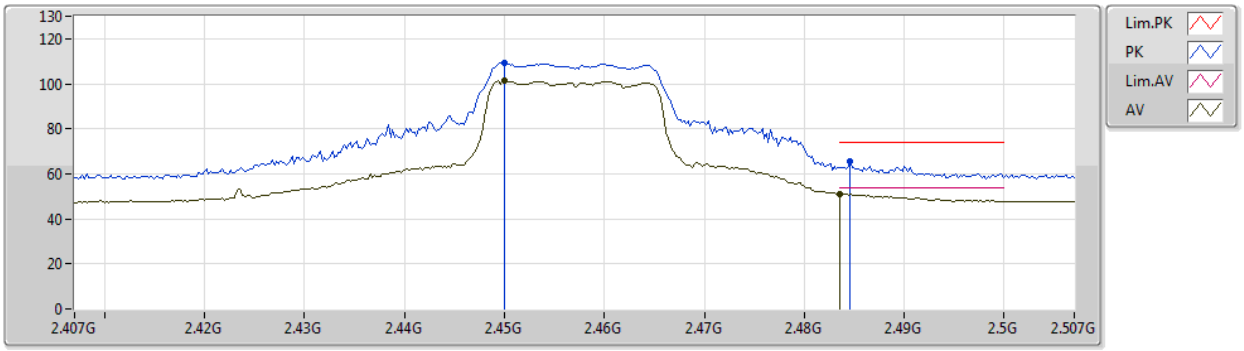

Type	Freq	Level	Limit	Margin	Factor	Dist	Condition	Azimuth	Height	Comment	Raw	AF	CL	PA
	(Hz)	(dBuV/m)	(dBuV/m)	(dB)	(dB)	(m)		(°)	(m)		(dBuV)	(dB)	(dB)	(dB)
AV	2.45G	101.46	Inf	-Inf	31.55	3	Vertical	75	1.81	-	69.91	27.50	4.05	-
AV	2.4835G	51.14	54.00	-2.86	31.51	3	Vertical	75	1.81	-	19.63	27.43	4.08	-
PK	2.45G	109.33	Inf	-Inf	31.55	3	Vertical	75	1.81	-	77.78	27.50	4.05	-
PK	2.4846G	65.34	74.00	-8.66	31.52	3	Vertical	75	1.81	-	33.82	27.43	4.09	-

802.11g_Nss1,(6Mbps)_3TX

2457MHz_TX

02/04/2020

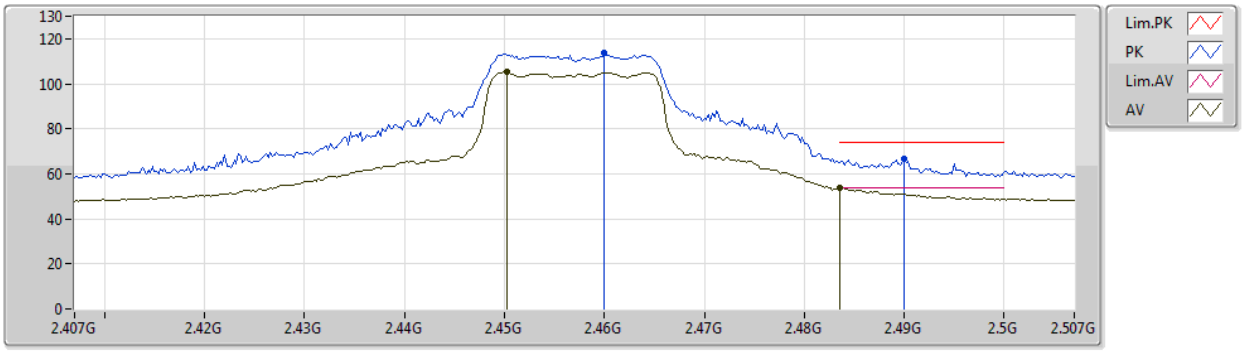

Type	Freq	Level	Limit	Margin	Factor	Dist	Condition	Azimuth	Height	Comment	Raw	AF	CL	PA
	(Hz)	(dBuV/m)	(dBuV/m)	(dB)	(dB)	(m)		(°)	(m)		(dBuV)	(dB)	(dB)	(dB)
AV	2.4502G	105.28	Inf	-Inf	31.55	3	Horizontal	38	1.29	-	73.73	27.50	4.05	-
AV	2.4836G	53.64	54.00	-0.36	31.51	3	Horizontal	38	1.29	-	22.13	27.43	4.08	-
PK	2.46G	113.69	Inf	-Inf	31.54	3	Horizontal	38	1.29	-	82.15	27.48	4.06	-
PK	2.49G	66.49	74.00	-7.51	31.51	3	Horizontal	38	1.29	-	34.98	27.42	4.09	-

802.11g_Nss1,(6Mbps)_3TX

2462MHz_TX

02/04/2020

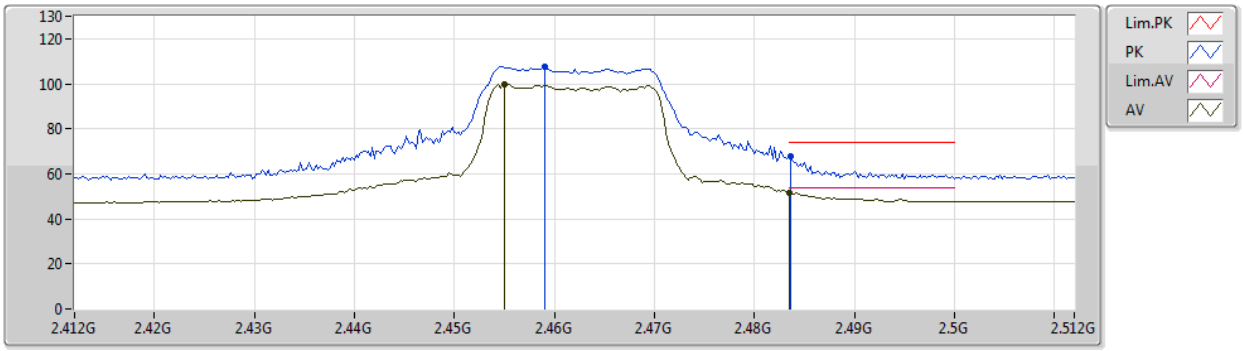

Type	Freq	Level	Limit	Margin	Factor	Dist	Condition	Azimuth	Height	Comment	Raw	AF	CL	PA
	(Hz)	(dBuV/m)	(dBuV/m)	(dB)	(dB)	(m)		(°)	(m)		(dBuV)	(dB)	(dB)	(dB)
AV	2.455G	99.74	Inf	-Inf	31.55	3	Vertical	77	1.71	-	68.19	27.49	4.06	-
AV	2.4835G	51.66	54.00	-2.34	31.51	3	Vertical	77	1.71	-	20.15	27.43	4.08	-
PK	2.459G	107.71	Inf	-Inf	31.54	3	Vertical	77	1.71	-	76.17	27.48	4.06	-
PK	2.4836G	67.98	74.00	-6.02	31.51	3	Vertical	77	1.71	-	36.47	27.43	4.08	-

802.11g_Nss1,(6Mbps)_3TX

2462MHz_TX

02/04/2020

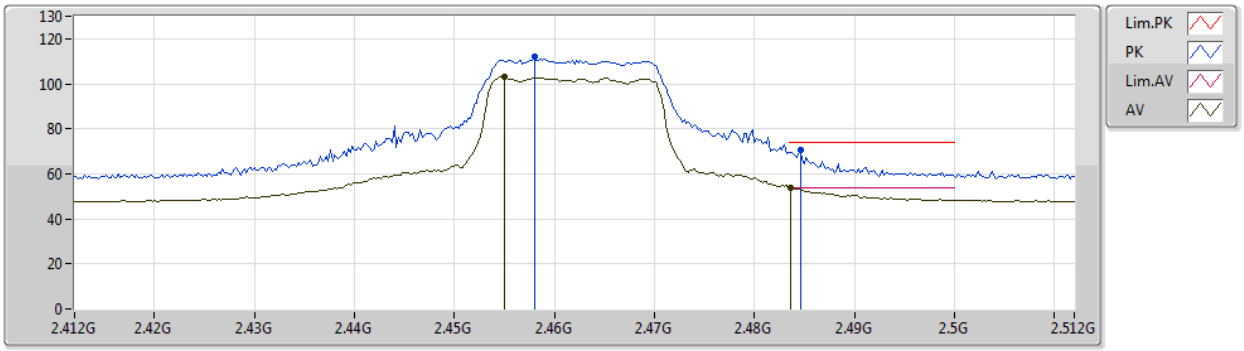

Type	Freq	Level	Limit	Margin	Factor	Dist	Condition	Azimuth	Height	Comment	Raw	AF	CL	PA
	(Hz)	(dBuV/m)	(dBuV/m)	(dB)	(dB)	(m)		(°)	(m)		(dBuV)	(dB)	(dB)	(dB)
AV	2.455G	103.04	Inf	-Inf	31.55	3	Horizontal	41	1.47	-	71.49	27.49	4.06	-
AV	2.4836G	53.90	54.00	-0.10	31.51	3	Horizontal	41	1.47	-	22.39	27.43	4.08	-
PK	2.458G	112.05	Inf	-Inf	31.54	3	Horizontal	41	1.47	-	80.51	27.48	4.06	-
PK	2.4846G	70.57	74.00	-3.43	31.52	3	Horizontal	41	1.47	-	39.05	27.43	4.09	-

Level (dBuV/m) = Raw(Read Level) + AF(Antenna Factor) + CL(Cable Loss) - PA(Preamp Factor)

802.11g_Nss1,(6Mbps)_3TX

2462MHz_TX

02/04/2020

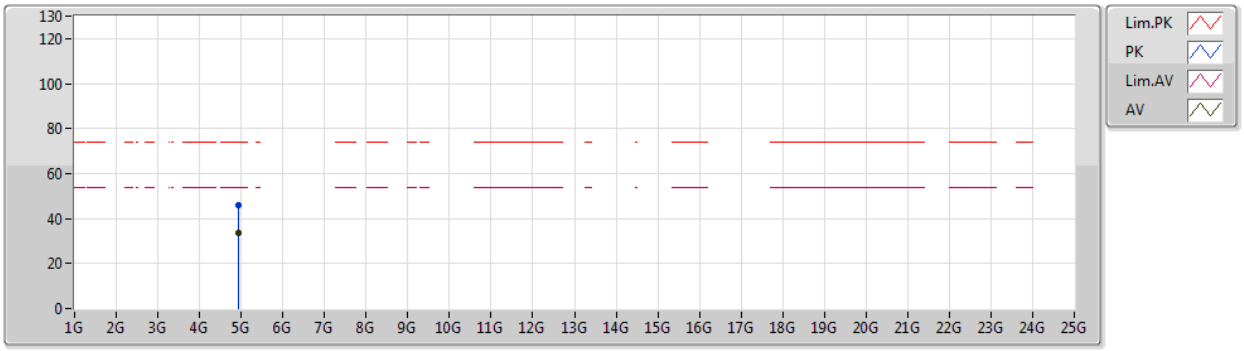

Type	Freq	Level	Limit	Margin	Factor	Dist	Condition	Azimuth	Height	Comment	Raw	AF	CL	PA
	(Hz)	(dBuV/m)	(dBuV/m)	(dB)	(dB)	(m)		(°)	(m)		(dBuV)	(dB)	(dB)	(dB)
AV	4.93534G	33.75	54.00	-20.25	7.69	3	Vertical	43	2.00	-	26.06	31.17	5.87	29.35
PK	4.93012G	45.84	74.00	-28.16	7.68	3	Vertical	43	2.00	-	38.16	31.16	5.87	29.35

Level (dBuV/m) = Raw(Read Level) + AF(Antenna Factor) + CL(Cable Loss) - PA(Preamp Factor)

802.11g_Nss1,(6Mbps)_3TX

2462MHz_TX

02/04/2020

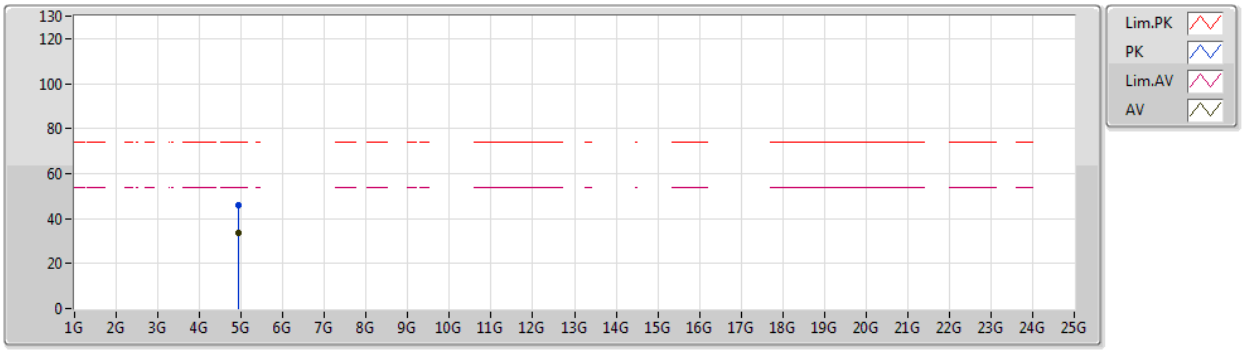

Type	Freq	Level	Limit	Margin	Factor	Dist	Condition	Azimuth	Height	Comment	Raw	AF	CL	PA
	(Hz)	(dBuV/m)	(dBuV/m)	(dB)	(dB)	(m)		(°)	(m)		(dBuV)	(dB)	(dB)	(dB)
AV	4.93012G	33.67	54.00	-20.33	7.68	3	Horizontal	310	2.33	-	25.99	31.16	5.87	29.35
PK	4.93576G	45.73	74.00	-28.27	7.69	3	Horizontal	310	2.33	-	38.04	31.17	5.87	29.35

Level (dBuV/m) = Raw(Read Level) + AF(Antenna Factor) + CL(Cable Loss) - PA(Preamp Factor)

802.11n HT20_Nss1,(MCS0)_3TX

2412MHz_TX

02/04/2020

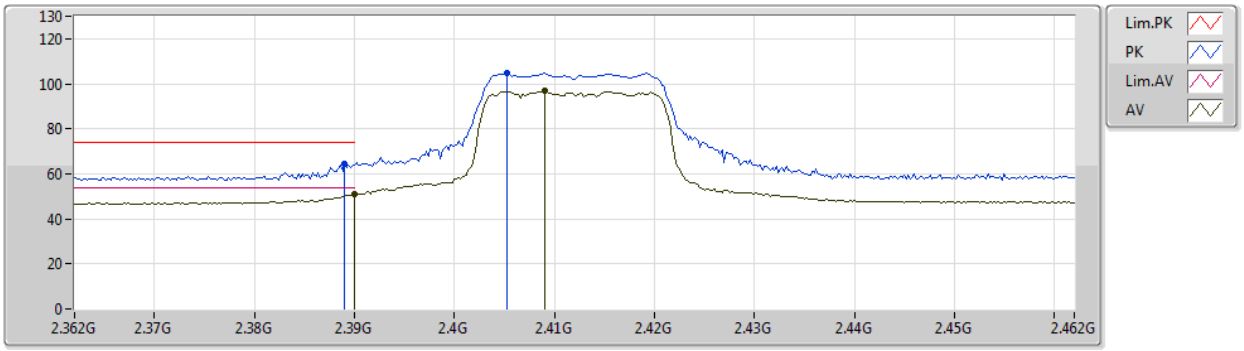

Type	Freq	Level	Limit	Margin	Factor	Dist	Condition	Azimuth	Height	Comment	Raw	AF	CL	PA
	(Hz)	(dBuV/m)	(dBuV/m)	(dB)	(dB)	(m)		(°)	(m)		(dBuV)	(dB)	(dB)	(dB)
AV	2.39G	51.26	54.00	-2.74	31.62	3	Vertical	72	1.71	-	19.64	27.62	4.00	-
AV	2.409G	96.84	Inf	-Inf	31.59	3	Vertical	72	1.71	-	65.25	27.58	4.01	-
PK	2.389G	64.53	74.00	-9.47	31.62	3	Vertical	72	1.71	-	32.91	27.62	4.00	-
PK	2.4052G	104.99	Inf	-Inf	31.60	3	Vertical	72	1.71	-	73.39	27.59	4.01	-

802.11n HT20_Nss1,(MCS0)_3TX

2412MHz_TX

02/04/2020

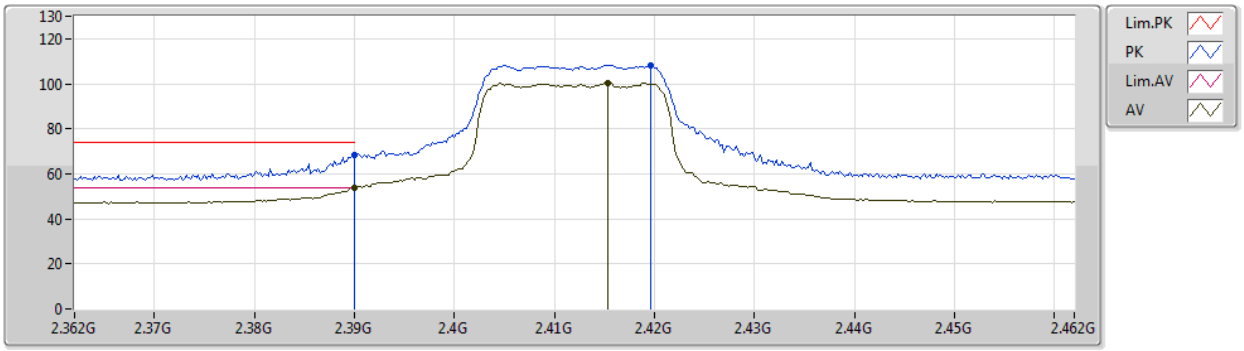

Type	Freq	Level	Limit	Margin	Factor	Dist	Condition	Azimuth	Height	Comment	Raw	AF	CL	PA
	(Hz)	(dBuV/m)	(dBuV/m)	(dB)	(dB)	(m)		(°)	(m)		(dBuV)	(dB)	(dB)	(dB)
AV	2.39G	53.84	54.00	-0.16	31.62	3	Horizontal	42	1.41	-	22.22	27.62	4.00	-
AV	2.4154G	100.33	Inf	-Inf	31.59	3	Horizontal	42	1.41	-	68.74	27.57	4.02	-
PK	2.39G	68.57	74.00	-5.43	31.62	3	Horizontal	42	1.41	-	36.95	27.62	4.00	-
PK	2.4196G	108.28	Inf	-Inf	31.58	3	Horizontal	42	1.41	-	76.70	27.56	4.02	-

Level (dBuV/m) = Raw(Read Level) + AF(Antenna Factor) + CL(Cable Loss) - PA(Preamp Factor)

802.11n HT20_Nss1,(MCS0)_3TX

2412MHz_TX

02/04/2020

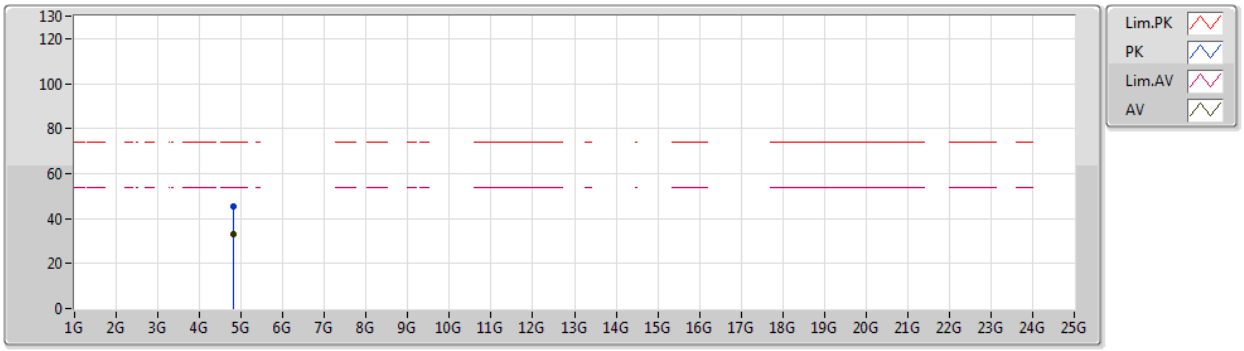

Type	Freq	Level	Limit	Margin	Factor	Dist	Condition	Azimuth	Height	Comment	Raw	AF	CL	PA
	(Hz)	(dBuV/m)	(dBuV/m)	(dB)	(dB)	(m)		(°)	(m)		(dBuV)	(dB)	(dB)	(dB)
AV	4.81122G	33.31	54.00	-20.69	7.47	3	Vertical	324	1.52	-	25.84	31.10	5.78	29.41
PK	4.81464G	45.23	74.00	-28.77	7.48	3	Vertical	324	1.52	-	37.75	31.10	5.79	29.41

Level (dBuV/m) = Raw(Read Level) + AF(Antenna Factor) + CL(Cable Loss) - PA(Preamp Factor)

802.11n HT20_Nss1,(MCS0)_3TX

2412MHz_TX

02/04/2020

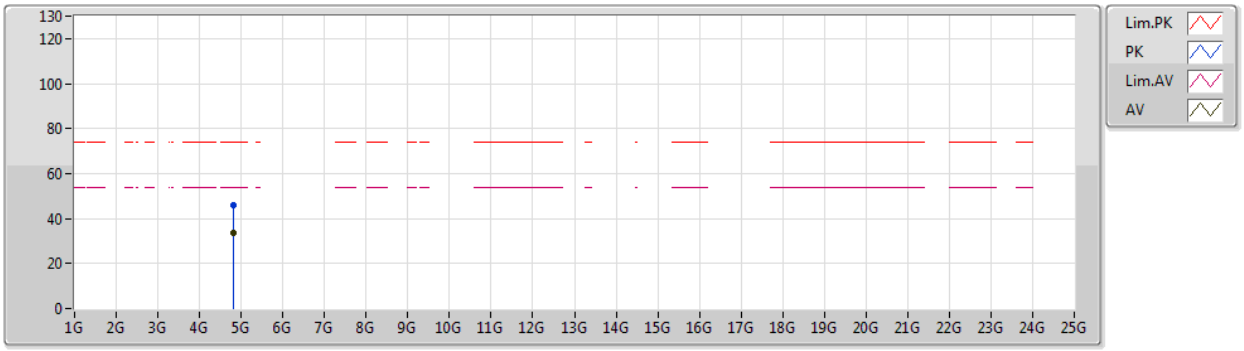

Type	Freq	Level	Limit	Margin	Factor	Dist	Condition	Azimuth	Height	Comment	Raw	AF	CL	PA
	(Hz)	(dBuV/m)	(dBuV/m)	(dB)	(dB)	(m)		(°)	(m)		(dBuV)	(dB)	(dB)	(dB)
AV	4.82484G	33.35	54.00	-20.65	7.49	3	Horizontal	353	1.73	-	25.86	31.10	5.79	29.40
PK	4.82448G	45.67	74.00	-28.33	7.49	3	Horizontal	353	1.73	-	38.18	31.10	5.79	29.40

Level (dBuV/m) = Raw(Read Level) + AF(Antenna Factor) + CL(Cable Loss) - PA(Preamp Factor)

802.11n HT20_Nss1,(MCS0)_3TX

2417MHz_TX

02/04/2020

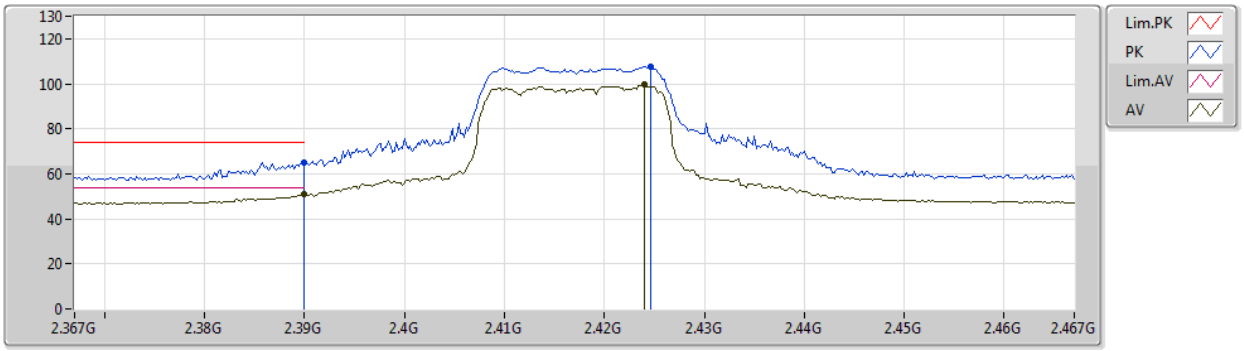

Type	Freq	Level	Limit	Margin	Factor	Dist	Condition	Azimuth	Height	Comment	Raw	AF	CL	PA
	(Hz)	(dBuV/m)	(dBuV/m)	(dB)	(dB)	(m)		(°)	(m)		(dBuV)	(dB)	(dB)	(dB)
AV	2.39G	50.75	54.00	-3.25	31.62	3	Vertical	76	1.21	-	19.13	27.62	4.00	-
AV	2.424G	99.60	Inf	-Inf	31.58	3	Vertical	76	1.21	-	68.02	27.55	4.03	-
PK	2.39G	65.24	74.00	-8.76	31.62	3	Vertical	76	1.21	-	33.62	27.62	4.00	-
PK	2.4246G	107.41	Inf	-Inf	31.58	3	Vertical	76	1.21	-	75.83	27.55	4.03	-

802.11n HT20_Nss1,(MCS0)_3TX

2417MHz_TX

02/04/2020

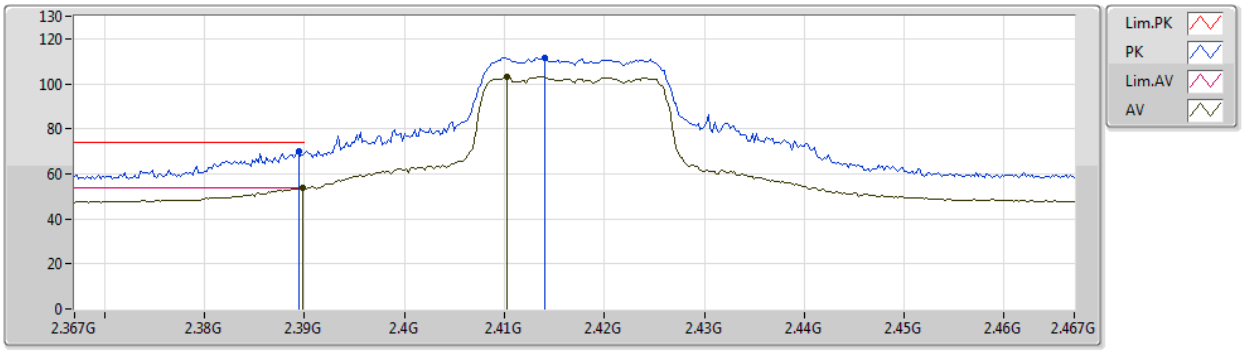

Type	Freq	Level	Limit	Margin	Factor	Dist	Condition	Azimuth	Height	Comment	Raw	AF	CL	PA
	(Hz)	(dBuV/m)	(dBuV/m)	(dB)	(dB)	(m)		(°)	(m)		(dBuV)	(dB)	(dB)	(dB)
AV	2.3898G	53.84	54.00	-0.16	31.62	3	Horizontal	45	1.58	-	22.22	27.62	4.00	-
AV	2.4102G	103.13	Inf	-Inf	31.60	3	Horizontal	45	1.58	-	71.53	27.58	4.02	-
PK	2.3894G	70.15	74.00	-3.85	31.62	3	Horizontal	45	1.58	-	38.53	27.62	4.00	-
PK	2.414G	111.66	Inf	-Inf	31.59	3	Horizontal	45	1.58	-	80.07	27.57	4.02	-

802.11n HT20_Nss1,(MCS0)_3TX

2437MHz_TX

02/04/2020

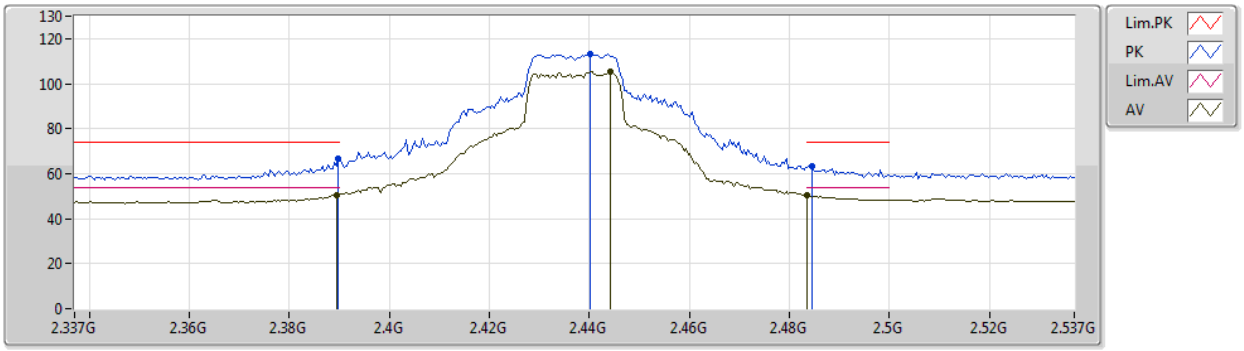

Type	Freq	Level	Limit	Margin	Factor	Dist	Condition	Azimuth	Height	Comment	Raw	AF	CL	PA
	(Hz)	(dBuV/m)	(dBuV/m)	(dB)	(dB)	(m)		(°)	(m)		(dBuV)	(dB)	(dB)	(dB)
AV	2.3894G	50.38	54.00	-3.62	31.62	3	Vertical	74	1.52	-	18.76	27.62	4.00	-
AV	2.4442G	105.37	Inf	-Inf	31.56	3	Vertical	74	1.52	-	73.81	27.51	4.05	-
AV	2.4835G	50.38	54.00	-3.62	31.51	3	Vertical	74	1.52	-	18.87	27.43	4.08	-
PK	2.3898G	66.48	74.00	-7.52	31.62	3	Vertical	74	1.52	-	34.86	27.62	4.00	-
PK	2.4402G	113.15	Inf	-Inf	31.56	3	Vertical	74	1.52	-	81.59	27.52	4.04	-
PK	2.4846G	63.24	74.00	-10.76	31.52	3	Vertical	74	1.52	-	31.72	27.43	4.09	-

802.11n HT20_Nss1,(MCS0)_3TX

2437MHz_TX

02/04/2020

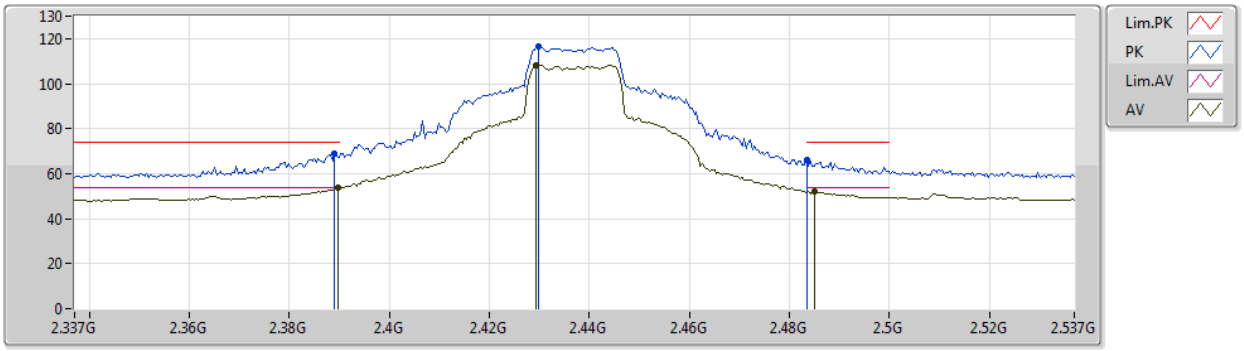

Type	Freq	Level	Limit	Margin	Factor	Dist	Condition	Azimuth	Height	Comment	Raw	AF	CL	PA
	(Hz)	(dBuV/m)	(dBuV/m)	(dB)	(dB)	(m)		(°)	(m)		(dBuV)	(dB)	(dB)	(dB)
AV	2.3898G	53.84	54.00	-0.16	31.62	3	Horizontal	39	1.50	-	22.22	27.62	4.00	-
AV	2.4294G	108.28	Inf	-Inf	31.57	3	Horizontal	39	1.50	-	76.71	27.54	4.03	-
AV	2.485G	52.33	54.00	-1.67	31.52	3	Horizontal	39	1.50	-	20.81	27.43	4.09	-
PK	2.389G	68.98	74.00	-5.02	31.62	3	Horizontal	39	1.50	-	37.36	27.62	4.00	-
PK	2.4298G	116.74	Inf	-Inf	31.57	3	Horizontal	39	1.50	-	85.17	27.54	4.03	-
PK	2.4835G	65.91	74.00	-8.09	31.51	3	Horizontal	39	1.50	-	34.40	27.43	4.08	-

802.11n HT20_Nss1,(MCS0)_3TX

2437MHz_TX

02/04/2020

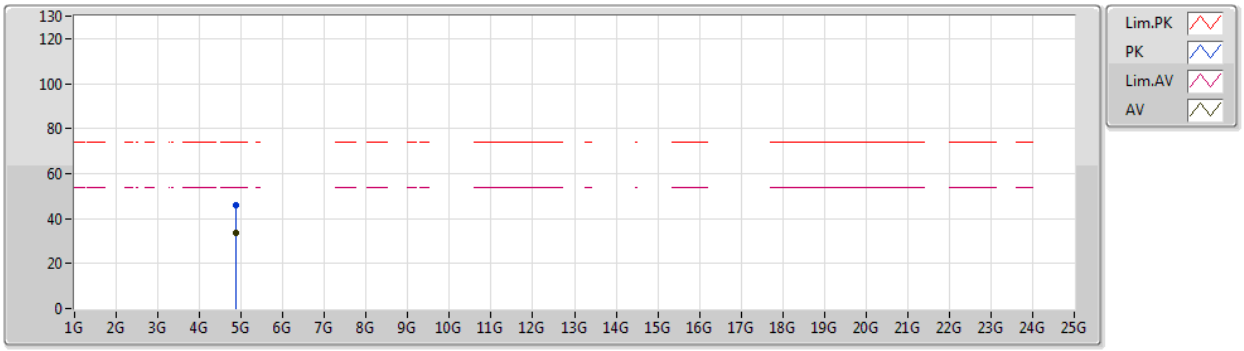

Type	Freq	Level	Limit	Margin	Factor	Dist	Condition	Azimuth	Height	Comment	Raw	AF	CL	PA
	(Hz)	(dBuV/m)	(dBuV/m)	(dB)	(dB)	(m)		(°)	(m)		(dBuV)	(dB)	(dB)	(dB)
AV	4.87172G	33.40	54.00	-20.60	7.55	3	Vertical	288	1.50	-	25.85	31.10	5.83	29.38
PK	4.86932G	45.70	74.00	-28.30	7.55	3	Vertical	288	1.50	-	38.15	31.10	5.83	29.38

Level (dBuV/m) = Raw(Read Level) + AF(Antenna Factor) + CL(Cable Loss) - PA(Preamp Factor)

802.11n HT20_Nss1,(MCS0)_3TX

2437MHz_TX

02/04/2020

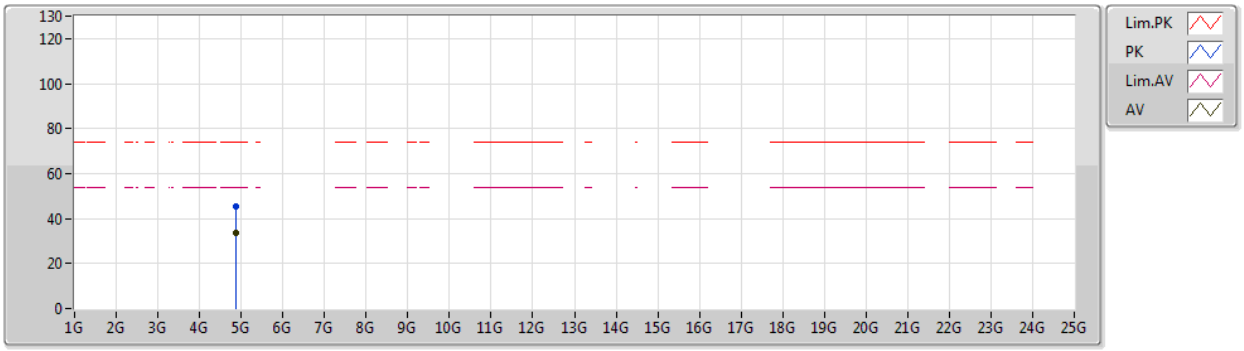

Type	Freq	Level	Limit	Margin	Factor	Dist	Condition	Azimuth	Height	Comment	Raw	AF	CL	PA
	(Hz)	(dBuV/m)	(dBuV/m)	(dB)	(dB)	(m)		(°)	(m)		(dBuV)	(dB)	(dB)	(dB)
AV	4.88774G	33.47	54.00	-20.53	7.57	3	Horizontal	300	1.50	-	25.90	31.10	5.84	29.37
PK	4.8623G	45.42	74.00	-28.58	7.54	3	Horizontal	300	1.50	-	37.88	31.10	5.82	29.38

Level (dBuV/m) = Raw(Read Level) + AF(Antenna Factor) + CL(Cable Loss) - PA(Preamp Factor)

802.11n HT20_Nss1,(MCS0)_3TX

2457MHz_TX

02/04/2020

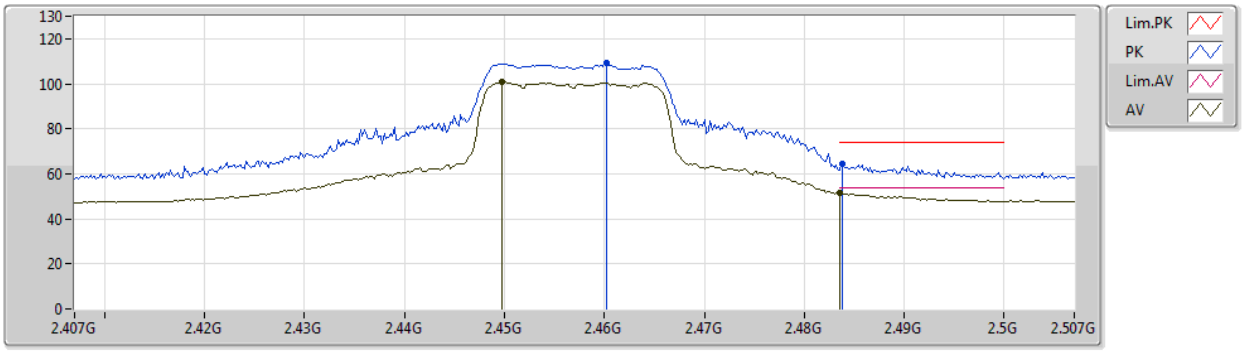

Type	Freq	Level	Limit	Margin	Factor	Dist	Condition	Azimuth	Height	Comment	Raw	AF	CL	PA
	(Hz)	(dBuV/m)	(dBuV/m)	(dB)	(dB)	(m)		(°)	(m)		(dBuV)	(dB)	(dB)	(dB)
AV	2.4498G	101.11	Inf	-Inf	31.55	3	Vertical	76	1.81	-	69.56	27.50	4.05	-
AV	2.4835G	51.49	54.00	-2.51	31.51	3	Vertical	76	1.81	-	19.98	27.43	4.08	-
PK	2.4602G	109.33	Inf	-Inf	31.54	3	Vertical	76	1.81	-	77.79	27.48	4.06	-
PK	2.4838G	64.25	74.00	-9.75	31.51	3	Vertical	76	1.81	-	32.74	27.43	4.08	-

802.11n HT20_Nss1,(MCS0)_3TX

2457MHz_TX

02/04/2020

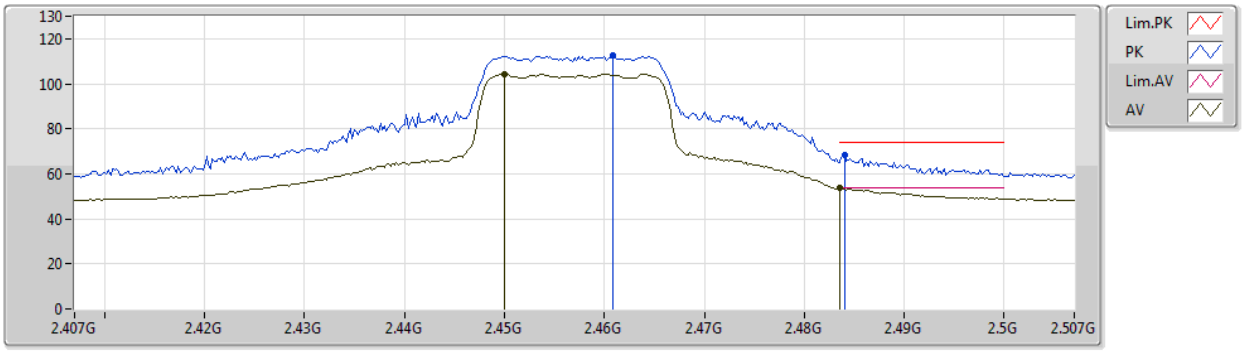

Type	Freq	Level	Limit	Margin	Factor	Dist	Condition	Azimuth	Height	Comment	Raw	AF	CL	PA
	(Hz)	(dBuV/m)	(dBuV/m)	(dB)	(dB)	(m)		(°)	(m)		(dBuV)	(dB)	(dB)	(dB)
AV	2.45G	104.43	Inf	-Inf	31.55	3	Horizontal	35	1.50	-	72.88	27.50	4.05	-
AV	2.4836G	53.64	54.00	-0.36	31.51	3	Horizontal	35	1.50	-	22.13	27.43	4.08	-
PK	2.4608G	112.43	Inf	-Inf	31.54	3	Horizontal	35	1.50	-	80.89	27.48	4.06	-
PK	2.484G	68.23	74.00	-5.77	31.51	3	Horizontal	35	1.50	-	36.72	27.43	4.08	-

802.11n HT20_Nss1,(MCS0)_3TX

2462MHz_TX

02/04/2020

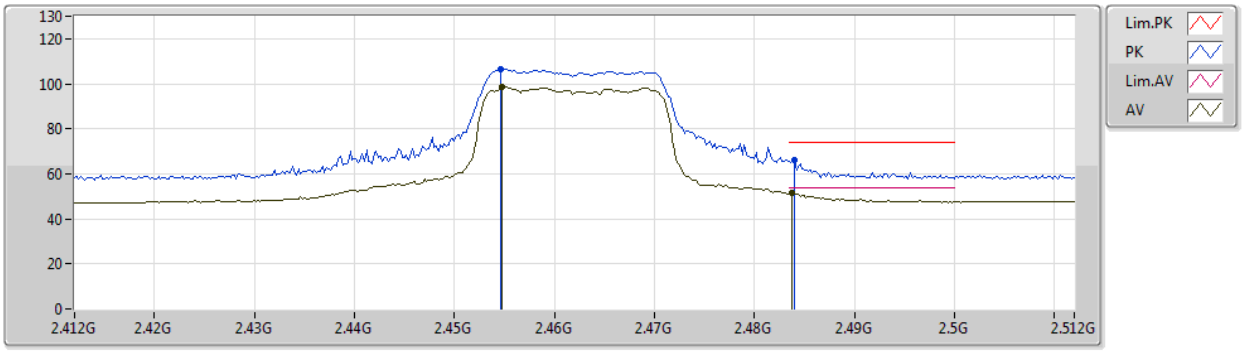

Type	Freq	Level	Limit	Margin	Factor	Dist	Condition	Azimuth	Height	Comment	Raw	AF	CL	PA
	(Hz)	(dBuV/m)	(dBuV/m)	(dB)	(dB)	(m)		(°)	(m)		(dBuV)	(dB)	(dB)	(dB)
AV	2.4548G	98.65	Inf	-Inf	31.55	3	Vertical	77	1.71	-	67.10	27.49	4.06	-
AV	2.4838G	51.32	54.00	-2.68	31.51	3	Vertical	77	1.71	-	19.81	27.43	4.08	-
PK	2.4546G	106.72	Inf	-Inf	31.55	3	Vertical	77	1.71	-	75.17	27.49	4.06	-
PK	2.484G	66.30	74.00	-7.70	31.51	3	Vertical	77	1.71	-	34.79	27.43	4.08	-

802.11n HT20_Nss1,(MCS0)_3TX

2462MHz_TX

02/04/2020

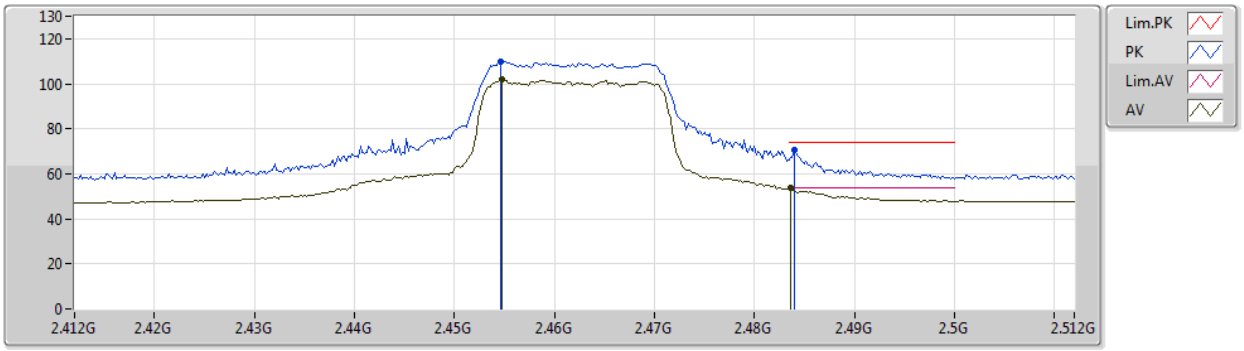

Type	Freq	Level	Limit	Margin	Factor	Dist	Condition	Azimuth	Height	Comment	Raw	AF	CL	PA
	(Hz)	(dBuV/m)	(dBuV/m)	(dB)	(dB)	(m)		(°)	(m)		(dBuV)	(dB)	(dB)	(dB)
AV	2.4548G	101.72	Inf	-Inf	31.55	3	Horizontal	36	1.49	-	70.17	27.49	4.06	-
AV	2.4836G	53.64	54.00	-0.36	31.51	3	Horizontal	36	1.49	-	22.13	27.43	4.08	-
PK	2.4546G	109.66	Inf	-Inf	31.55	3	Horizontal	36	1.49	-	78.11	27.49	4.06	-
PK	2.484G	70.60	74.00	-3.40	31.51	3	Horizontal	36	1.49	-	39.09	27.43	4.08	-

Level (dBuV/m) = Raw(Read Level) + AF(Antenna Factor) + CL(Cable Loss) - PA(Preamp Factor)

802.11n HT20_Nss1,(MCS0)_3TX

2462MHz_TX

02/04/2020

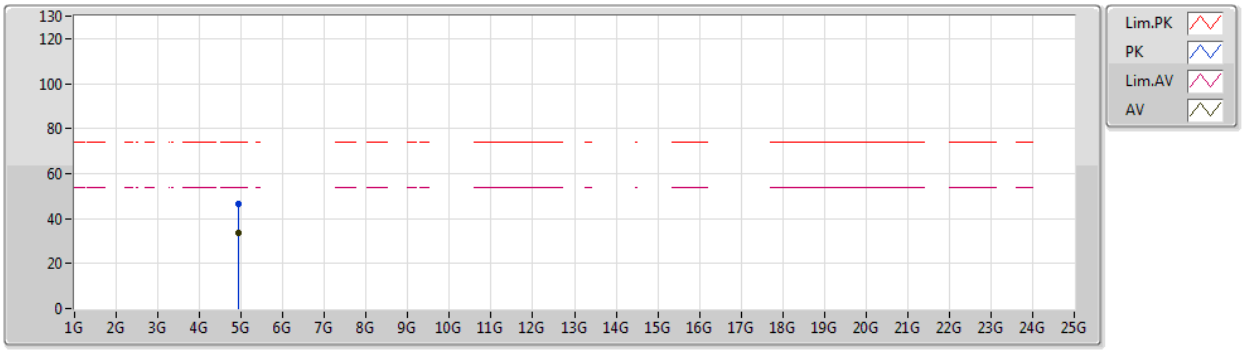

Type	Freq	Level	Limit	Margin	Factor	Dist	Condition	Azimuth	Height	Comment	Raw	AF	CL	PA
	(Hz)	(dBuV/m)	(dBuV/m)	(dB)	(dB)	(m)		(°)	(m)		(dBuV)	(dB)	(dB)	(dB)
AV	4.92694G	33.61	54.00	-20.39	7.67	3	Vertical	322	1.13	-	25.94	31.15	5.87	29.35
PK	4.92562G	46.41	74.00	-27.59	7.67	3	Vertical	322	1.13	-	38.74	31.15	5.87	29.35

Level (dBuV/m) = Raw(Read Level) + AF(Antenna Factor) + CL(Cable Loss) - PA(Preamp Factor)

802.11n HT20_Nss1,(MCS0)_3TX

2462MHz_TX

02/04/2020

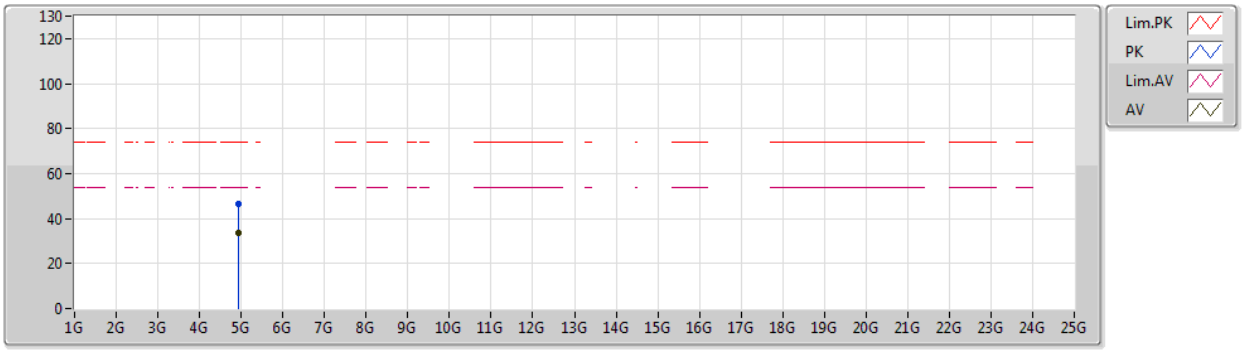

Type	Freq	Level	Limit	Margin	Factor	Dist	Condition	Azimuth	Height	Comment	Raw	AF	CL	PA
	(Hz)	(dBuV/m)	(dBuV/m)	(dB)	(dB)	(m)		(°)	(m)		(dBuV)	(dB)	(dB)	(dB)
AV	4.93108G	33.68	54.00	-20.32	7.68	3	Horizontal	69	1.42	-	26.00	31.16	5.87	29.35
PK	4.9279G	46.54	74.00	-27.46	7.68	3	Horizontal	69	1.42	-	38.86	31.16	5.87	29.35

Level (dBuV/m) = Raw(Read Level) + AF(Antenna Factor) + CL(Cable Loss) - PA(Preamp Factor)

802.11n HT40_Nss1,(MCS0)_3TX

2422MHz_TX

02/04/2020

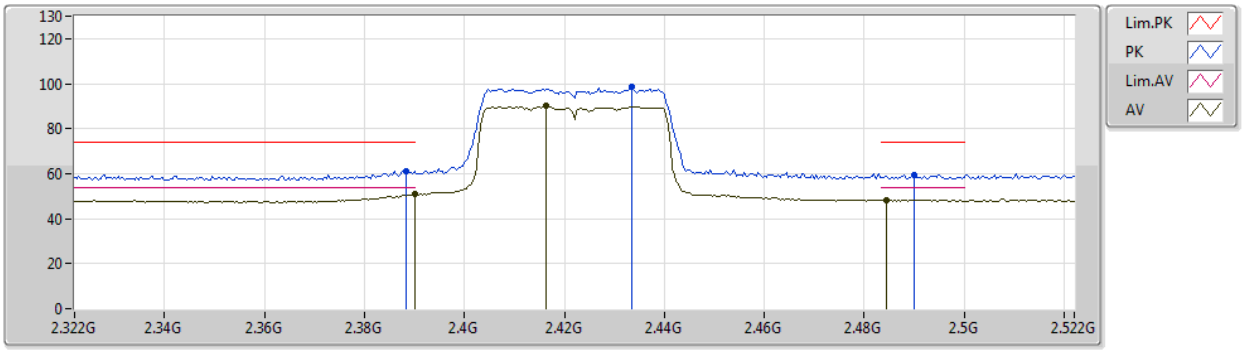

Type	Freq	Level	Limit	Margin	Factor	Dist	Condition	Azimuth	Height	Comment	Raw	AF	CL	PA
	(Hz)	(dBuV/m)	(dBuV/m)	(dB)	(dB)	(m)		(°)	(m)		(dBuV)	(dB)	(dB)	(dB)
AV	2.39G	50.75	54.00	-3.25	31.62	3	Vertical	70	1.92	-	19.13	27.62	4.00	-
AV	2.4164G	90.06	Inf	-Inf	31.59	3	Vertical	70	1.92	-	58.47	27.57	4.02	-
AV	2.4844G	48.41	54.00	-5.59	31.52	3	Vertical	70	1.92	-	16.89	27.43	4.09	-
PK	2.3884G	61.08	74.00	-12.92	31.62	3	Vertical	70	1.92	-	29.46	27.62	4.00	-
PK	2.4336G	98.76	Inf	-Inf	31.57	3	Vertical	70	1.92	-	67.19	27.53	4.04	-
PK	2.49G	59.49	74.00	-14.51	31.51	3	Vertical	70	1.92	-	27.98	27.42	4.09	-

802.11n HT40_Nss1,(MCS0)_3TX

2422MHz_TX

02/04/2020

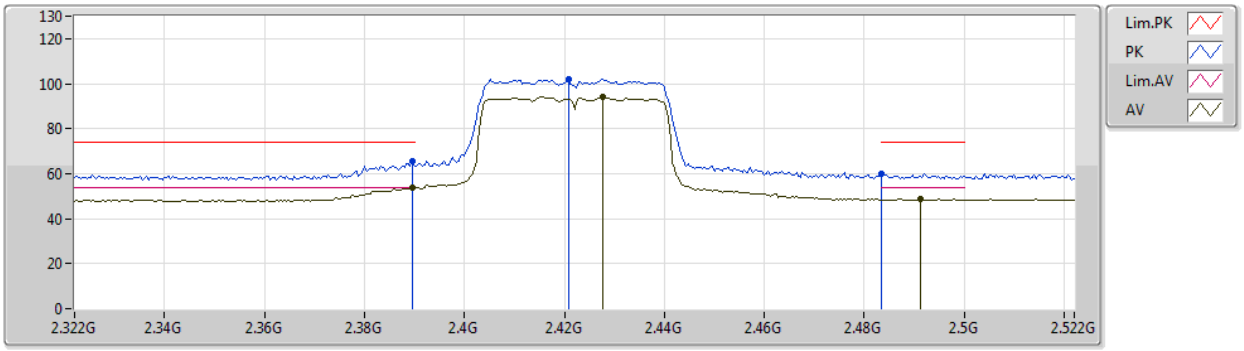

Type	Freq	Level	Limit	Margin	Factor	Dist	Condition	Azimuth	Height	Comment	Raw	AF	CL	PA
	(Hz)	(dBuV/m)	(dBuV/m)	(dB)	(dB)	(m)		(°)	(m)		(dBuV)	(dB)	(dB)	(dB)
AV	2.3896G	53.59	54.00	-0.41	31.62	3	Horizontal	41	1.65	-	21.97	27.62	4.00	-
AV	2.4276G	94.12	Inf	-Inf	31.57	3	Horizontal	41	1.65	-	62.55	27.54	4.03	-
AV	2.4912G	48.65	54.00	-5.35	31.51	3	Horizontal	41	1.65	-	17.14	27.42	4.09	-
PK	2.3896G	65.37	74.00	-8.63	31.62	3	Horizontal	41	1.65	-	33.75	27.62	4.00	-
PK	2.4208G	102.02	Inf	-Inf	31.59	3	Horizontal	41	1.65	-	70.43	27.56	4.03	-
PK	2.4835G	60.02	74.00	-13.98	31.51	3	Horizontal	41	1.65	-	28.51	27.43	4.08	-

802.11n HT40_Nss1,(MCS0)_3TX

2422MHz_TX

02/04/2020

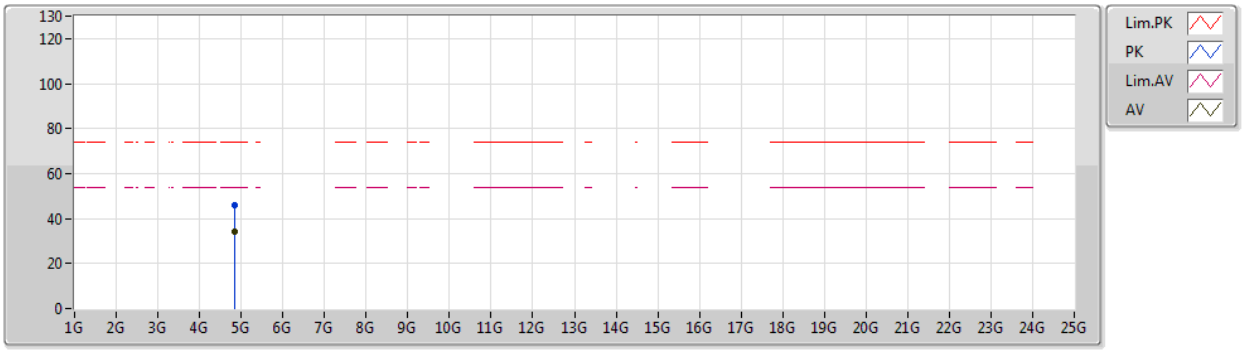

Type	Freq	Level	Limit	Margin	Factor	Dist	Condition	Azimuth	Height	Comment	Raw	AF	CL	PA
	(Hz)	(dBuV/m)	(dBuV/m)	(dB)	(dB)	(m)		(°)	(m)		(dBuV)	(dB)	(dB)	(dB)
AV	4.84502G	34.40	54.00	-19.60	7.52	3	Vertical	161	1.75	-	26.88	31.10	5.81	29.39
PK	4.84172G	46.22	74.00	-27.78	7.52	3	Vertical	161	1.75	-	38.70	31.10	5.81	29.39

Level (dBuV/m) = Raw(Read Level) + AF(Antenna Factor) + CL(Cable Loss) - PA(Preamp Factor)

802.11n HT40_Nss1,(MCS0)_3TX

2422MHz_TX

02/04/2020

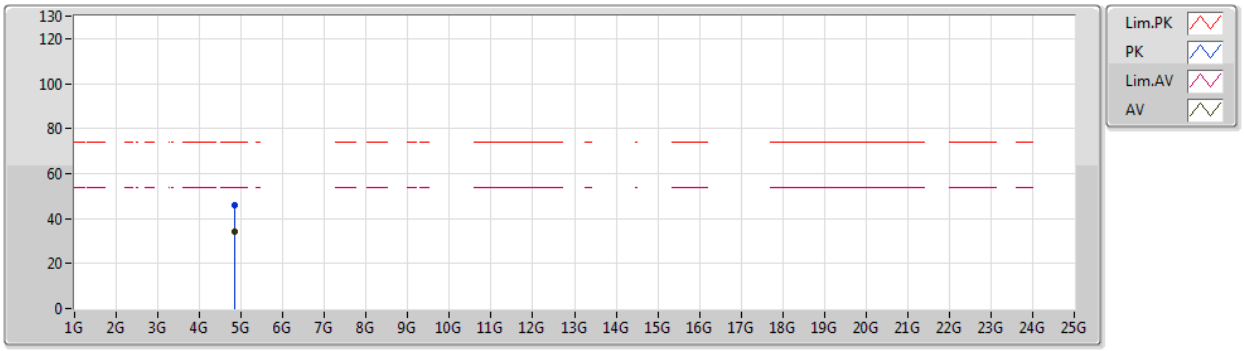

Type	Freq	Level	Limit	Margin	Factor	Dist	Condition	Azimuth	Height	Comment	Raw	AF	CL	PA
	(Hz)	(dBuV/m)	(dBuV/m)	(dB)	(dB)	(m)		(°)	(m)		(dBuV)	(dB)	(dB)	(dB)
AV	4.85138G	34.29	54.00	-19.71	7.52	3	Horizontal	178	2.05	-	26.77	31.10	5.81	29.39
PK	4.8509G	45.69	74.00	-28.31	7.52	3	Horizontal	178	2.05	-	38.17	31.10	5.81	29.39

Level (dBuV/m) = Raw(Read Level) + AF(Antenna Factor) + CL(Cable Loss) - PA(Preamp Factor)

802.11n HT40_Nss1,(MCS0)_3TX

2427MHz_TX

02/04/2020

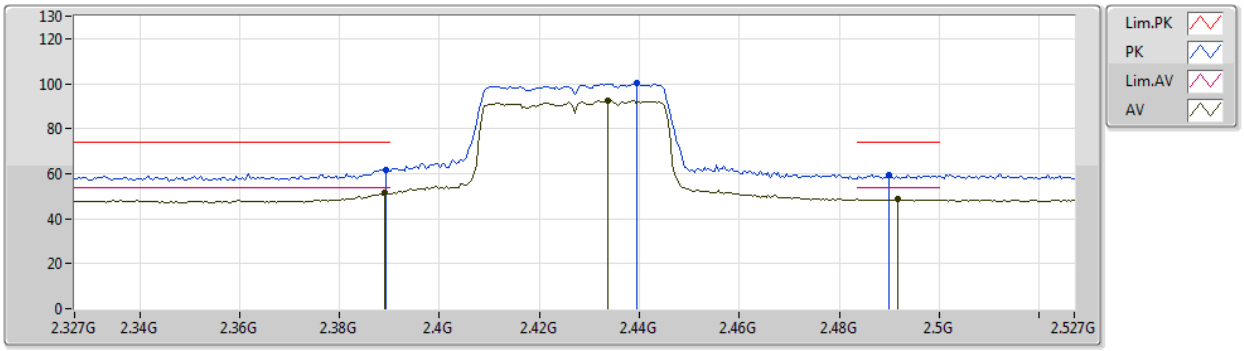

Type	Freq	Level	Limit	Margin	Factor	Dist	Condition	Azimuth	Height	Comment	Raw	AF	CL	PA
	(Hz)	(dBuV/m)	(dBuV/m)	(dB)	(dB)	(m)		(°)	(m)		(dBuV)	(dB)	(dB)	(dB)
AV	2.389G	51.42	54.00	-2.58	31.62	3	Vertical	72	1.50	-	19.80	27.62	4.00	-
AV	2.4338G	92.42	Inf	-Inf	31.57	3	Vertical	72	1.50	-	60.85	27.53	4.04	-
AV	2.4918G	48.65	54.00	-5.35	31.51	3	Vertical	72	1.50	-	17.14	27.42	4.09	-
PK	2.3894G	61.76	74.00	-12.24	31.62	3	Vertical	72	1.50	-	30.14	27.62	4.00	-
PK	2.4394G	100.17	Inf	-Inf	31.56	3	Vertical	72	1.50	-	68.61	27.52	4.04	-
PK	2.4898G	59.28	74.00	-14.72	31.51	3	Vertical	72	1.50	-	27.77	27.42	4.09	-

802.11n HT40_Nss1,(MCS0)_3TX

2427MHz_TX

02/04/2020

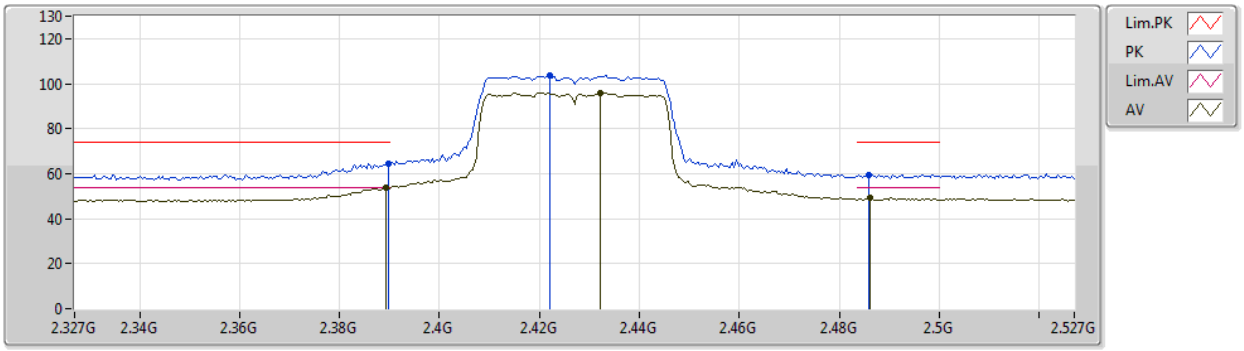

Type	Freq	Level	Limit	Margin	Factor	Dist	Condition	Azimuth	Height	Comment	Raw	AF	CL	PA
	(Hz)	(dBuV/m)	(dBuV/m)	(dB)	(dB)	(m)		(°)	(m)		(dBuV)	(dB)	(dB)	(dB)
AV	2.3894G	53.71	54.00	-0.29	31.62	3	Horizontal	38	1.65	-	22.09	27.62	4.00	-
AV	2.4322G	95.91	Inf	-Inf	31.58	3	Horizontal	38	1.65	-	64.33	27.54	4.04	-
AV	2.4862G	49.12	54.00	-4.88	31.52	3	Horizontal	38	1.65	-	17.60	27.43	4.09	-
PK	2.3898G	64.58	74.00	-9.42	31.62	3	Horizontal	38	1.65	-	32.96	27.62	4.00	-
PK	2.4222G	103.51	Inf	-Inf	31.59	3	Horizontal	38	1.65	-	71.92	27.56	4.03	-
PK	2.4858G	59.57	74.00	-14.43	31.52	3	Horizontal	38	1.65	-	28.05	27.43	4.09	-

802.11n HT40_Nss1,(MCS0)_3TX

2437MHz_TX

02/04/2020

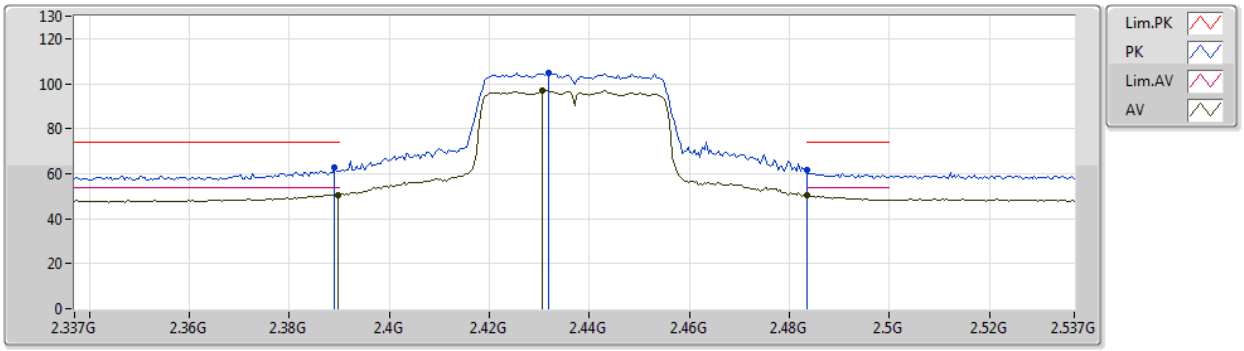

Type	Freq	Level	Limit	Margin	Factor	Dist	Condition	Azimuth	Height	Comment	Raw	AF	CL	PA
	(Hz)	(dBuV/m)	(dBuV/m)	(dB)	(dB)	(m)		(°)	(m)		(dBuV)	(dB)	(dB)	(dB)
AV	2.3898G	50.57	54.00	-3.43	31.62	3	Vertical	110	1.90	-	18.95	27.62	4.00	-
AV	2.4306G	97.10	Inf	-Inf	31.57	3	Vertical	110	1.90	-	65.53	27.54	4.03	-
AV	2.4835G	50.18	54.00	-3.82	31.51	3	Vertical	110	1.90	-	18.67	27.43	4.08	-
PK	2.389G	62.56	74.00	-11.44	31.62	3	Vertical	110	1.90	-	30.94	27.62	4.00	-
PK	2.4318G	104.58	Inf	-Inf	31.58	3	Vertical	110	1.90	-	73.00	27.54	4.04	-
PK	2.4835G	61.67	74.00	-12.33	31.51	3	Vertical	110	1.90	-	30.16	27.43	4.08	-

802.11n HT40_Nss1,(MCS0)_3TX

2437MHz_TX

02/04/2020

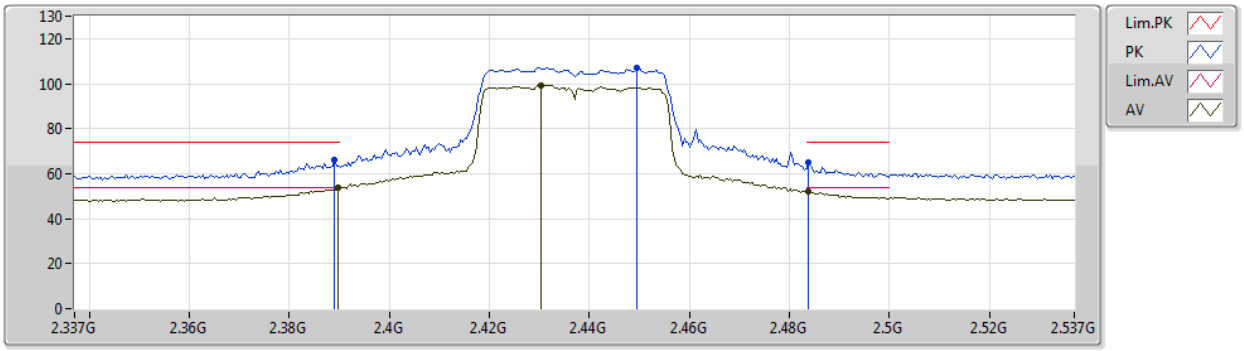

Type	Freq	Level	Limit	Margin	Factor	Dist	Condition	Azimuth	Height	Comment	Raw	AF	CL	PA
	(Hz)	(dBuV/m)	(dBuV/m)	(dB)	(dB)	(m)		(°)	(m)		(dBuV)	(dB)	(dB)	(dB)
AV	2.3898G	53.59	54.00	-0.41	31.62	3	Horizontal	38	1.33	-	21.97	27.62	4.00	-
AV	2.4302G	99.35	Inf	-Inf	31.57	3	Horizontal	38	1.33	-	67.78	27.54	4.03	-
AV	2.4838G	52.16	54.00	-1.84	31.51	3	Horizontal	38	1.33	-	20.65	27.43	4.08	-
PK	2.389G	65.87	74.00	-8.13	31.62	3	Horizontal	38	1.33	-	34.25	27.62	4.00	-
PK	2.4494G	106.94	Inf	-Inf	31.55	3	Horizontal	38	1.33	-	75.39	27.50	4.05	-
PK	2.4838G	65.04	74.00	-8.96	31.51	3	Horizontal	38	1.33	-	33.53	27.43	4.08	-

802.11n HT40_Nss1,(MCS0)_3TX

2437MHz_TX

02/04/2020

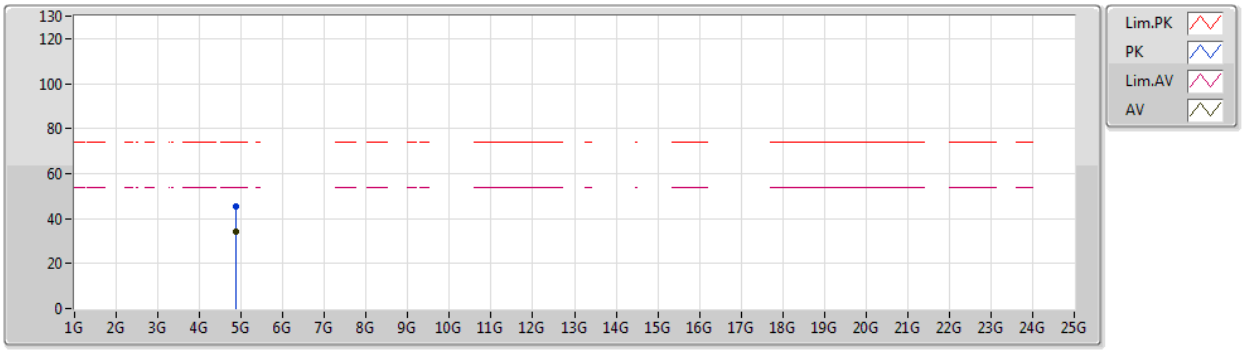

Type	Freq	Level	Limit	Margin	Factor	Dist	Condition	Azimuth	Height	Comment	Raw	AF	CL	PA
	(Hz)	(dBuV/m)	(dBuV/m)	(dB)	(dB)	(m)		(°)	(m)		(dBuV)	(dB)	(dB)	(dB)
AV	4.86482G	34.32	54.00	-19.68	7.54	3	Vertical	109	1.07	-	26.78	31.10	5.82	29.38
PK	4.85912G	45.51	74.00	-28.49	7.54	3	Vertical	109	1.07	-	37.97	31.10	5.82	29.38

802.11n HT40_Nss1,(MCS0)_3TX

2437MHz_TX

02/04/2020

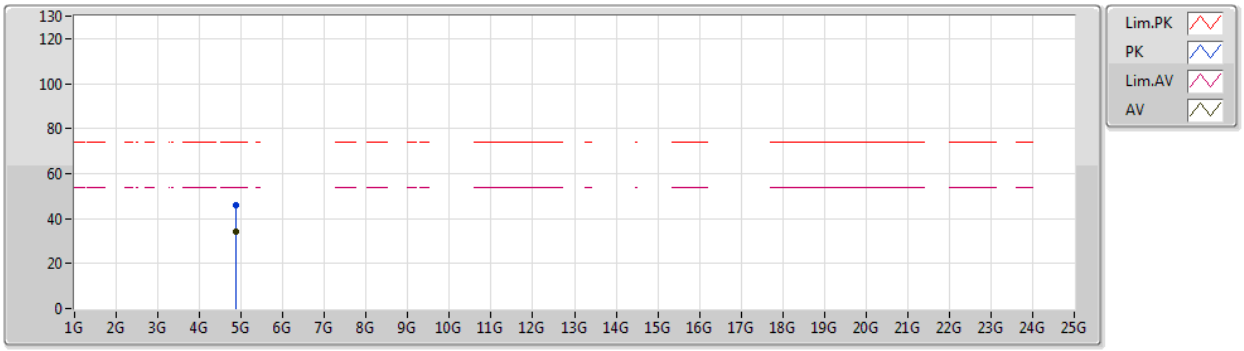

Type	Freq	Level	Limit	Margin	Factor	Dist	Condition	Azimuth	Height	Comment	Raw	AF	CL	PA
	(Hz)	(dBuV/m)	(dBuV/m)	(dB)	(dB)	(m)		(°)	(m)		(dBuV)	(dB)	(dB)	(dB)
AV	4.87094G	34.35	54.00	-19.65	7.55	3	Horizontal	266	1.46	-	26.80	31.10	5.83	29.38
PK	4.87286G	45.95	74.00	-28.05	7.55	3	Horizontal	266	1.46	-	38.40	31.10	5.83	29.38

802.11n HT40_Nss1,(MCS0)_3TX

2447MHz_TX

02/04/2020

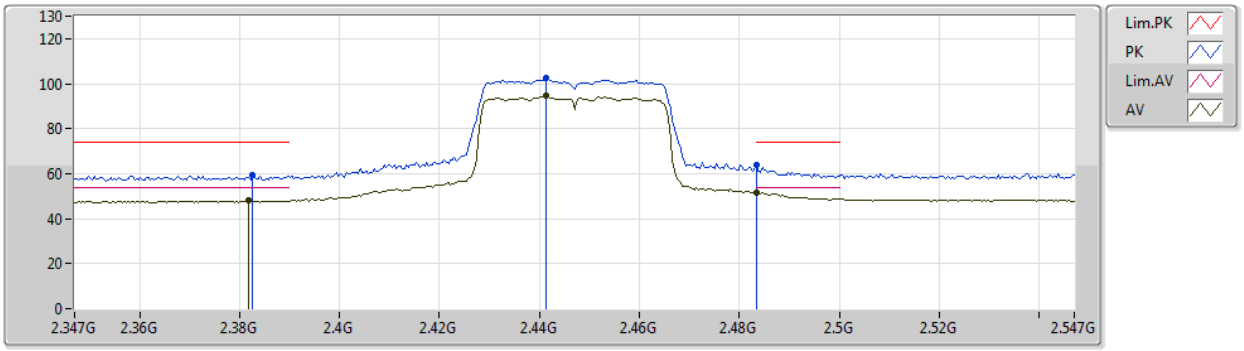

Type	Freq	Level	Limit	Margin	Factor	Dist	Condition	Azimuth	Height	Comment	Raw	AF	CL	PA
	(Hz)	(dBuV/m)	(dBuV/m)	(dB)	(dB)	(m)		(°)	(m)		(dBuV)	(dB)	(dB)	(dB)
AV	2.3818G	48.00	54.00	-6.00	31.63	3	Vertical	76	1.53	-	16.37	27.64	3.99	-
AV	2.4414G	94.69	Inf	-Inf	31.56	3	Vertical	76	1.53	-	63.13	27.52	4.04	-
AV	2.4835G	51.49	54.00	-2.51	31.51	3	Vertical	76	1.53	-	19.98	27.43	4.08	-
PK	2.3826G	59.25	74.00	-14.75	31.62	3	Vertical	76	1.53	-	27.63	27.63	3.99	-
PK	2.4414G	102.65	Inf	-Inf	31.56	3	Vertical	76	1.53	-	71.09	27.52	4.04	-
PK	2.4835G	63.67	74.00	-10.33	31.51	3	Vertical	76	1.53	-	32.16	27.43	4.08	-

802.11n HT40_Nss1,(MCS0)_3TX

2447MHz_TX

02/04/2020

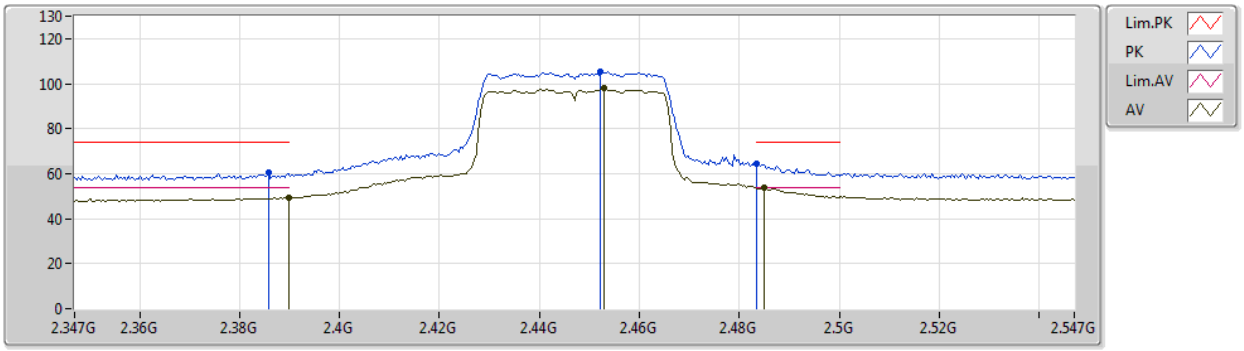

Type	Freq	Level	Limit	Margin	Factor	Dist	Condition	Azimuth	Height	Comment	Raw	AF	CL	PA
	(Hz)	(dBuV/m)	(dBuV/m)	(dB)	(dB)	(m)		(°)	(m)		(dBuV)	(dB)	(dB)	(dB)
AV	2.3898G	49.20	54.00	-4.80	31.62	3	Horizontal	42	1.45	-	17.58	27.62	4.00	-
AV	2.453G	97.80	Inf	-Inf	31.55	3	Horizontal	42	1.45	-	66.25	27.49	4.06	-
AV	2.485G	53.65	54.00	-0.35	31.52	3	Horizontal	42	1.45	-	22.13	27.43	4.09	-
PK	2.3858G	60.32	74.00	-13.68	31.62	3	Horizontal	42	1.45	-	28.70	27.63	3.99	-
PK	2.4522G	105.48	Inf	-Inf	31.56	3	Horizontal	42	1.45	-	73.92	27.50	4.06	-
PK	2.4835G	64.71	74.00	-9.29	31.51	3	Horizontal	42	1.45	-	33.20	27.43	4.08	-

802.11n HT40_Nss1,(MCS0)_3TX

2452MHz_TX

02/04/2020

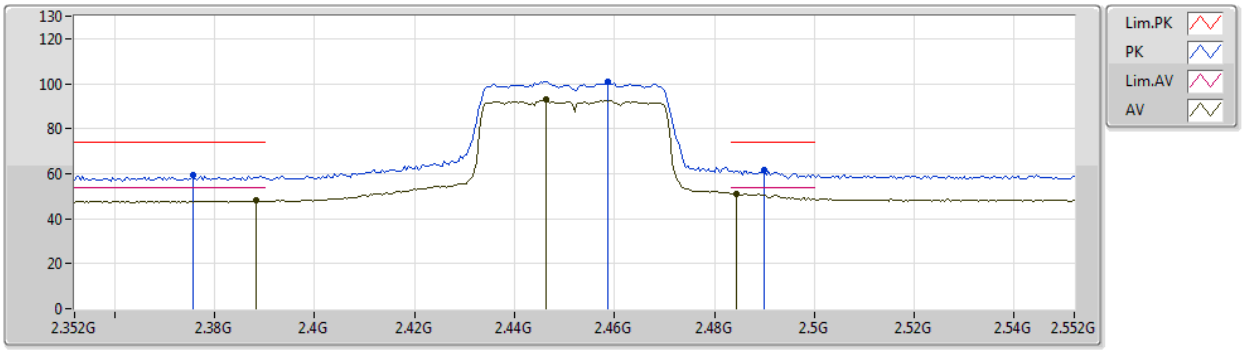

Type	Freq	Level	Limit	Margin	Factor	Dist	Condition	Azimuth	Height	Comment	Raw	AF	CL	PA
	(Hz)	(dBuV/m)	(dBuV/m)	(dB)	(dB)	(m)		(°)	(m)		(dBuV)	(dB)	(dB)	(dB)
AV	2.3884G	48.05	54.00	-5.95	31.62	3	Vertical	73	1.57	-	16.43	27.62	4.00	-
AV	2.4464G	92.74	Inf	-Inf	31.56	3	Vertical	73	1.57	-	61.18	27.51	4.05	-
AV	2.4844G	51.15	54.00	-2.85	31.52	3	Vertical	73	1.57	-	19.63	27.43	4.09	-
PK	2.3756G	59.49	74.00	-14.51	31.63	3	Vertical	73	1.57	-	27.86	27.65	3.98	-
PK	2.4588G	101.02	Inf	-Inf	31.54	3	Vertical	73	1.57	-	69.48	27.48	4.06	-
PK	2.49G	61.56	74.00	-12.44	31.51	3	Vertical	73	1.57	-	30.05	27.42	4.09	-

802.11n HT40_Nss1,(MCS0)_3TX

2452MHz_TX

02/04/2020

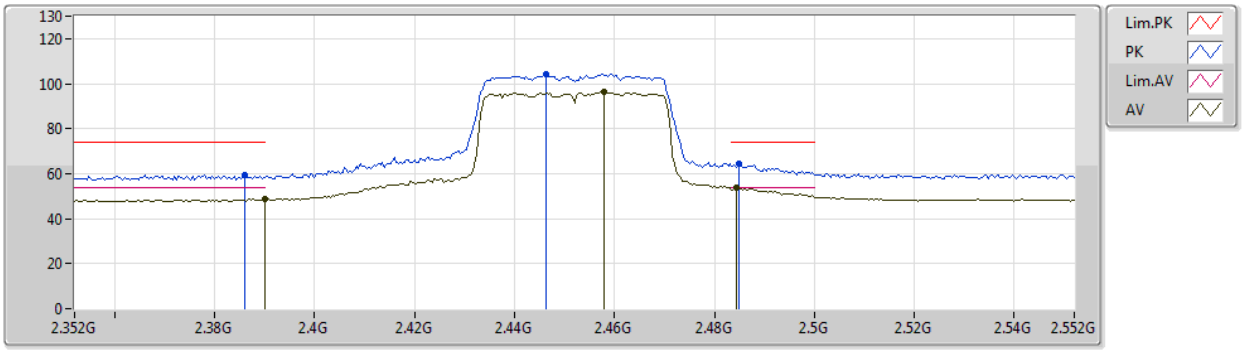

Type	Freq	Level	Limit	Margin	Factor	Dist	Condition	Azimuth	Height	Comment	Raw	AF	CL	PA
	(Hz)	(dBuV/m)	(dBuV/m)	(dB)	(dB)	(m)		(°)	(m)		(dBuV)	(dB)	(dB)	(dB)
AV	2.39G	48.54	54.00	-5.46	31.62	3	Horizontal	37	1.46	-	16.92	27.62	4.00	-
AV	2.458G	96.52	Inf	-Inf	31.54	3	Horizontal	37	1.46	-	64.98	27.48	4.06	-
AV	2.4844G	53.92	54.00	-0.08	31.52	3	Horizontal	37	1.46	-	22.40	27.43	4.09	-
PK	2.386G	59.40	74.00	-14.60	31.62	3	Horizontal	37	1.46	-	27.78	27.63	3.99	-
PK	2.4464G	104.12	Inf	-Inf	31.56	3	Horizontal	37	1.46	-	72.56	27.51	4.05	-
PK	2.4848G	64.18	74.00	-9.82	31.52	3	Horizontal	37	1.46	-	32.66	27.43	4.09	-

802.11n HT40_Nss1,(MCS0)_3TX

2452MHz_TX

02/04/2020

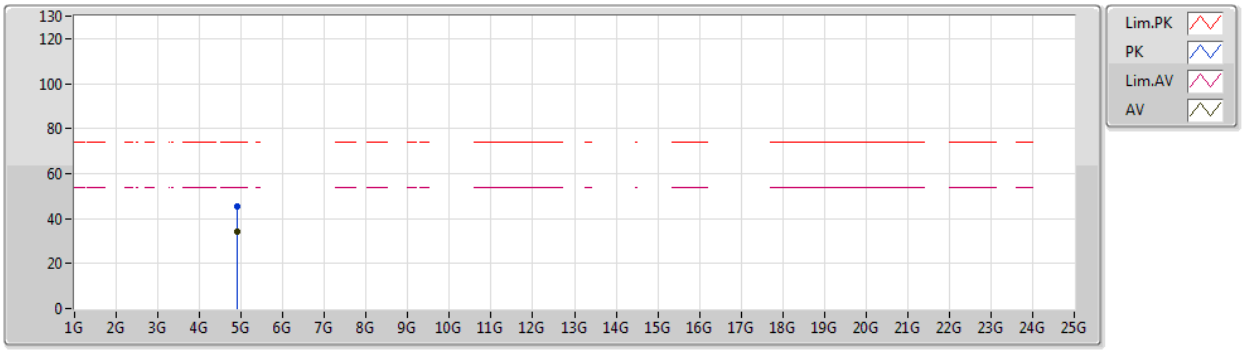

Type	Freq	Level	Limit	Margin	Factor	Dist	Condition	Azimuth	Height	Comment	Raw	AF	CL	PA
	(Hz)	(dBuV/m)	(dBuV/m)	(dB)	(dB)	(m)		(°)	(m)		(dBuV)	(dB)	(dB)	(dB)
AV	4.91174G	34.33	54.00	-19.67	7.62	3	Vertical	282	2.36	-	26.71	31.12	5.86	29.36
PK	4.90742G	45.59	74.00	-28.41	7.60	3	Vertical	282	2.36	-	37.99	31.11	5.85	29.36

802.11n HT40_Nss1,(MCS0)_3TX

2452MHz_TX

02/04/2020

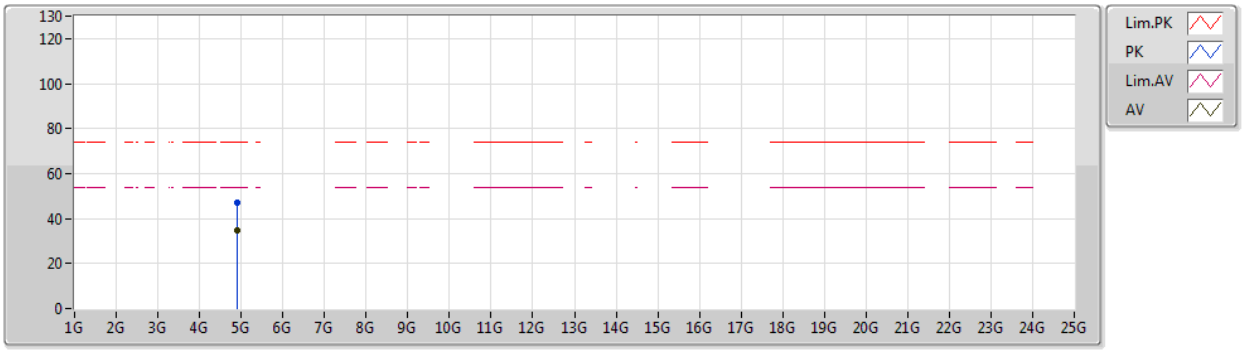

Type	Freq	Level	Limit	Margin	Factor	Dist	Condition	Azimuth	Height	Comment	Raw	AF	CL	PA
	(Hz)	(dBuV/m)	(dBuV/m)	(dB)	(dB)	(m)		(°)	(m)		(dBuV)	(dB)	(dB)	(dB)
AV	4.90934G	34.63	54.00	-19.37	7.61	3	Horizontal	188	1.44	-	27.02	31.12	5.85	29.36
PK	4.91234G	46.99	74.00	-27.01	7.62	3	Horizontal	188	1.44	-	39.37	31.12	5.86	29.36

Level (dBuV/m) = Raw(Read Level) + AF(Antenna Factor) + CL(Cable Loss) - PA(Preamp Factor)