**MET Laboratories, Inc.** *Safety Certification - EMI - Telecom Environmental Simulation*

914 WEST PATAPSCO AVENUE ● BALTIMORE, MARYLAND 21230-3432 ● PHONE (410) 354-3300 ● FAX (410) 354-3313
33439 WESTERN AVENUE ● UNION CITY, CALIFORNIA 94587 ● PHONE (510) 489-6300 ● FAX (510) 489-6372
3162 BELICK STREET ● SANTA CLARA, CALIFORNIA 95054 ● PHONE (408) 748-3585 ● FAX (510) 489-6372
13501 MCCALLEN PASS ● AUSTIN, TX 78753 ● PHONE (512) 287-2500 ● FAX (512) 287-2513

February 3, 2017

ARRIS Group, Inc.
3871 Lakefield Drive Suite 300
Suwanee, GA 30024

Dear Tony Figueiredo,

Enclosed is the EMC Wireless test report for compliance testing of the ARRIS Group, Inc., TG3482 (ER3) as tested to the requirements of Title 47 of the CFR, Ch. 1 (10-1-06 ed.), Title 47 of the CFR, Part 15.407, Subpart E (UNII 2).

Thank you for using the services of MET Laboratories, Inc. If you have any questions regarding these results or if MET can be of further service to you, please feel free to contact me.

Sincerely yours,
MET LABORATORIES, INC.

Jennifer Warnell
Documentation Department

Reference: (\ARRIS Group, Inc.\EMC89082A-FCC407 UNII 2 Rev. 6)

Certificates and reports shall not be reproduced except in full, without the written permission of MET Laboratories, Inc.

**MET Laboratories, Inc.** *Safety Certification - EMI - Telecom Environmental Simulation*

914 WEST PATAPSCO AVENUE ● BALTIMORE, MARYLAND 21230-3432 ● PHONE (410) 354-3300 ● FAX (410) 354-3313
33439 WESTERN AVENUE ● UNION CITY, CALIFORNIA 94587 ● PHONE (510) 489-6300 ● FAX (510) 489-6372
3162 BELICK STREET ● SANTA CLARA, CALIFORNIA 95054 ● PHONE (408) 748-3585 ● FAX (510) 489-6372
13501 MCCALLEN PASS ● AUSTIN, TX 78753 ● PHONE (512) 287-2500 ● FAX (512) 287-2513

# Electromagnetic Compatibility Criteria
# Test Report

for the

**ARRIS Group, Inc.**
**Model TG3482 (ER3)**

**Tested under**
theFCC Certification Rules
contained in
Title 47 of the CFR
15.407 Subpart E

**MET Report: EMC89082A-FCC407 UNII 2 Rev. 6**

February 3, 2017

**Prepared For:**

**ARRIS Group, Inc.**
**3871 Lakefield Drive Suite 300**
**Suwanee, GA 30024**

**Prepared By:**
**MET Laboratories, Inc.**
914 W. Patapsco Ave.
Baltimore, MD 21230

 © 2017, MET Laboratories, Inc. 

# Electromagnetic Compatibility Criteria
# Test Report

for the

## ARRIS Group, Inc.
## Model TG3482 (ER3)

**Tested under**
The FCC Certification Rules
contained in
Title 47 of the CFR
15.407 Subpart E

Jun Qi, Project Engineer
Electromagnetic Compatibility Lab

Jennifer Warnell
Documentation Department

**Engineering Statement:** The measurements shown in this report were made in accordance with the procedures indicated, and the emissions from this equipment were found to be within the limits applicable. I assume full responsibility for the accuracy and completeness of these measurements, and for the qualifications of all persons taking them. It is further stated that upon the basis of the measurements made, the equipment tested is capable of operation in accordance with the requirements of 15.407 of the FCC Rules under normal use and maintenance.

Asad Bajwa,
Director, Electromagnetic Compatibility Lab

 © 2017, MET Laboratories, Inc. 

# Report Status Sheet

| Revision | Report Date | Reason for Revision |
|---|---|---|
| ∅ | December 2, 2016 | Initial Issue. |
| 1 | December 6, 2016 | Added to Undesirable Emissions test procedure. |
| 2 | December 14, 2016 | Added Duty Cycle check section. |
| 3 | January 19, 2017 | Added 4x8 and 8x8 modes. |
| 4 | January 25, 2017 | Added additional band edge channel plots. |
| 5 | February 2, 2017 | Corrected channel frequencies for statistical performance checks. |
| 6 | February 3, 2017 | Editorial correction. |

 © 2017, MET Laboratories, Inc. 

# Table of Contents

**I. Executive Summary ..... 1**
A. Purpose of Test ..... 2
B. Executive Summary ..... 2
**II. Equipment Configuration ..... 3**
A. Overview ..... 4
B. References ..... 5
C. Test Site ..... 5
D. Description of Test Sample ..... 5
E. Equipment Configuration ..... 6
F. Support Equipment ..... 6
G. Ports and Cabling Information ..... 7
H. Mode of Operation ..... 7
I. Method of Monitoring EUT Operation ..... 7
J. Modifications ..... 7
a) Modifications to EUT ..... 7
b) Modifications to Test Standard ..... 7
K. Disposition of EUT ..... 7
**III. Electromagnetic Compatibility Criteria for Intentional Radiators ..... 8**
§15.203 Antenna Requirement ..... 9
§15.403(i) 26 dB Bandwidth ..... 10
§ 15.407 Duty Cycle Check ..... 25
§15.407(a)(2) Maximum Conducted Output Power ..... 26
§15.407(a)(2) Maximum Power Spectral Density ..... 223
§15.407(b)(2 – 3) & (6 - 7) Undesirable Emissions ..... 420
§ 15.247(i) Maximum Permissible Exposure ..... 523
**IV. DFS Requirements and Radar Waveform Description & Calibration ..... 524**
A. DFS Requirements ..... 525
B. Radar Test Waveforms ..... 527
C. Radar Waveform Calibration ..... 532
**V. DFS Test Procedure and Test Results ..... 545**
A. DFS Test Setup ..... 546
B. Description of Master Device ..... 547
C. UNII Detection Bandwidth ..... 548
D. Channel Availability Check Time ..... 558
E. In-Service Monitoring for Channel Move Time, Channel Closing Time, and Non-Occupancy ..... 560
F. Statistical Performance Check ..... 562
**VI. Test Equipment ..... 591**
**VII. Certification & User's Manual Information ..... 593**
A. Certification Information ..... 594
B. Label and User's Manual Information ..... 598

 © 2017, MET Laboratories, Inc. 

# List of Tables

Table 1. Executive Summary of EMC Part 15.407 ComplianceTesting ..... 2
Table 2. EUT Summary ..... 4
Table 3. References ..... 5
Table 4. Equipment Configuration ..... 6
Table 5. Support Equipment ..... 6
Table 6. Ports and Cabling Information ..... 7
Table 7. Occupied Bandwidth, Test Results, Lower Bands ..... 11
Table 8. Occupied Bandwidth, Test Results, Upper Bands ..... 12
Table 9. Conducted Output Power, Test Results, Lower Bands, 4x8 ..... 27
Table 10. Conducted Output Power, Test Results, Lower Bands, 8x8 ..... 28
Table 11. Conducted Output Power, Test Results, Upper Bands, 4x8 ..... 29
Table 12. Conducted Output Power, Test Results, Upper Bands, 8x8 ..... 30
Table 13. Power Spectral Density, Test Results, Lower Bands, 4x8 ..... 224
Table 14. Power Spectral Density, Test Results, Lower Bands, 8x8 ..... 225
Table 15. Power Spectral Density, Test Results, Upper Bands, 4x8 ..... 226
Table 16. Power Spectral Density, Test Results, Upper Bands, 8x8 ..... 227
Table 17. Applicability of DFS Requirements Prior to Use of a Channel ..... 525
Table 18. Applicability of DFS Requirements During Normal Operation ..... 525
Table 19. DFS Detection Thresholds for Master or Client Devices Incorporating DFS ..... 526
Table 20. DFS Response Requirement Values ..... 526
Table 21. Pulse Repetition Intervals Values for Test A ..... 528
Table 22. Detection Bandwidth, 11n, 20MHz BW, 5500 MHz ..... 549
Table 23. Detection Bandwidth, 11n, 40MHz BW, 5510 MHz ..... 550
Table 24. Detection Bandwidth, 11ac, 80MHz BW, 5530 MHz ..... 552
Table 25. Detection Bandwidth, 11ac, 160MHz BW, 5570 MHz ..... 557
Table 26. Statistical Performance Check, Radar Type 0, 11n, 20MHz BW, 5500 MHz ..... 563
Table 27. Statistical Performance Check, Radar Type 1, 11n, 20MHz BW, 5500 MHz ..... 564
Table 28. Statistical Performance Check, Radar Type 2, 11n, 20MHz BW, 5500 MHz ..... 565
Table 29. Statistical Performance Check, Radar Type 3, 11n, 20MHz BW, 5500 MHz ..... 566
Table 30. Statistical Performance Check, Radar Type 4, 11n, 20MHz BW, 5500 MHz ..... 567
Table 31. Statistical Performance Check, Radar Type 5, 11n, 20MHz BW, 5500 MHz ..... 568
Table 32. Statistical Performance Check, Radar Type 6, 11n, 20MHz BW, 5500 MHz ..... 569
Table 33. Statistical Performance Check, Radar Type 0, 11n, 40MHz BW, 5510 MHz ..... 570
Table 34. Statistical Performance Check, Radar Type 1, 11n, 40MHz BW, 5510 MHz ..... 571
Table 35. Statistical Performance Check, Radar Type 2, 11n, 40MHz BW, 5510 MHz ..... 572
Table 36. Statistical Performance Check, Radar Type 3, 11n, 40MHz BW, 5510 MHz ..... 573
Table 37. Statistical Performance Check, Radar Type 4, 11n, 40MHz BW, 5510 MHz ..... 574
Table 38. Statistical Performance Check, Radar Type 5, 11n, 40MHz BW, 5510 MHz ..... 575
Table 39. Statistical Performance Check, Radar Type 6, 11n, 40MHz BW, 5510 MHz ..... 576
Table 40. Statistical Performance Check, Radar Type 0, 11ac, 80MHz BW, 5530 MHz ..... 577
Table 41. Statistical Performance Check, Radar Type 1, 11ac, 80MHz BW, 5530 MHz ..... 578
Table 42. Statistical Performance Check, Radar Type 2, 11ac, 80MHz BW, 5530 MHz ..... 579
Table 43. Statistical Performance Check, Radar Type 3, 11ac, 80MHz BW, 5530 MHz ..... 580
Table 44. Statistical Performance Check, Radar Type 4, 11ac, 80MHz BW, 5530 MHz ..... 581
Table 45. Statistical Performance Check, Radar Type 5, 11ac, 80MHz BW, 5530 MHz ..... 582
Table 46. Statistical Performance Check, Radar Type 6, 11ac, 80MHz BW, 5530 MHz ..... 583
Table 47. Statistical Performance Check, Radar Type 0, 11ac, 160MHz BW, 5570 MHz ..... 584
Table 48. Statistical Performance Check, Radar Type 1, 11ac, 160MHz BW, 5570 MHz ..... 585
Table 49. Statistical Performance Check, Radar Type 2, 11ac, 160MHz BW, 5570 MHz ..... 586
Table 50. Statistical Performance Check, Radar Type 3, 11ac, 160MHz BW, 5570 MHz ..... 587
Table 51. Statistical Performance Check, Radar Type 4, 11ac, 160MHz BW, 5570 MHz ..... 588
Table 52. Statistical Performance Check, Radar Type 5, 11ac, 160MHz BW, 5570 MHz ..... 589
Table 53. Statistical Performance Check, Radar Type 6, 11ac, 160MHz BW, 5570 MHz ..... 590

 © 2017, MET Laboratories, Inc. 

Table 54. Test Equipment List .....592

# List of Figures

Figure 1. Block Diagram of Test Configuration ..... 6
Figure 2. Long Pulse Radar Test Signal Waveform ..... 530
Figure 3. Radiated DFS Calibration Block Diagram ..... 532
Figure 4. Test Setup Diagram ..... 546

# List of Photographs

Photograph 1. DFS Radar Test Signal Generator ..... 532

# List of Plots

Plot 1. Occupied Bandwidth, 802.11a, 5260 MHz ..... 13
Plot 2. Occupied Bandwidth, 802.11a, 5300 MHz ..... 13
Plot 3. Occupied Bandwidth, 802.11a, 5320 MHz ..... 13
Plot 4. Occupied Bandwidth, 802.11a, 5500 MHz ..... 14
Plot 5. Occupied Bandwidth, 802.11a, 5580 MHz ..... 14
Plot 6. Occupied Bandwidth, 802.11a, 5700 MHz ..... 14
Plot 7. Occupied Bandwidth, 802.11ac 20 MHz, 5260 MHz ..... 15
Plot 8. Occupied Bandwidth, 802.11ac 20 MHz, 5300 MHz ..... 15
Plot 9. Occupied Bandwidth, 802.11ac 20 MHz, 5320 MHz ..... 15
Plot 10. Occupied Bandwidth, 802.11ac 20 MHz, 5500 MHz ..... 16
Plot 11. Occupied Bandwidth, 802.11ac 20 MHz, 5580 MHz ..... 16
Plot 12. Occupied Bandwidth, 802.11ac 20 MHz, 5700 MHz ..... 16
Plot 13. Occupied Bandwidth, 802.11ac 40 MHz, 5270 MHz ..... 17
Plot 14. Occupied Bandwidth, 802.11ac 40 MHz, 5310 MHz ..... 17
Plot 15. Occupied Bandwidth, 802.11ac 40 MHz, 5510 MHz ..... 17
Plot 16. Occupied Bandwidth, 802.11ac 40 MHz, 5550 MHz ..... 18
Plot 17. Occupied Bandwidth, 802.11ac 40 MHz, 5670 MHz ..... 18
Plot 18. Occupied Bandwidth, 802.11ac 80 MHz, 5290 MHz ..... 19
Plot 19. Occupied Bandwidth, 802.11ac 80 MHz, 5530 MHz ..... 19
Plot 20. Occupied Bandwidth, 802.11ac 80 MHz, 5610 MHz ..... 19
Plot 21. Occupied Bandwidth, 802.11ac 160 MHz, 5250 MHz ..... 20
Plot 22. Occupied Bandwidth, 802.11ac 160 MHz, 5570 MHz ..... 20
Plot 23. Occupied Bandwidth, 802.11n 20 MHz, 5260 MHz ..... 21
Plot 24. Occupied Bandwidth, 802.11n 20 MHz, 5300 MHz ..... 21
Plot 25. Occupied Bandwidth, 802.11n 20 MHz, 5320 MHz ..... 21
Plot 26. Occupied Bandwidth, 802.11n 20 MHz, 5500 MHz ..... 22
Plot 27. Occupied Bandwidth, 802.11n 20 MHz, 5580 MHz ..... 22
Plot 28. Occupied Bandwidth, 802.11n 20 MHz, 5700 MHz ..... 22
Plot 29. Occupied Bandwidth, 802.11n 40 MHz, 5270 MHz ..... 23
Plot 30. Occupied Bandwidth, 802.11n 40 MHz, 5310 MHz ..... 23
Plot 31. Occupied Bandwidth, 802.11n 40 MHz, 5510 MHz ..... 23
Plot 32. Occupied Bandwidth, 802.11n 40 MHz, 5550 MHz ..... 24
Plot 33. Occupied Bandwidth, 802.11n 40 MHz, 5670 MHz ..... 24
Plot 34. Duty Cycle Check ..... 25
Plot 35. Conducted Output Power, 802.11a, 5260 MHz, Port 1, Radio 0, 4x8 ..... 31
Plot 36. Conducted Output Power, 802.11a, 5300 MHz, Port 1, Radio 0, 4x8 ..... 31
Plot 37. Conducted Output Power, 802.11a, 5320 MHz, Port 1, Radio 0, 4x8 ..... 31
Plot 38. Conducted Output Power, 802.11a, 5500 MHz, Port 1, Radio 0, 4x8 ..... 32
Plot 39. Conducted Output Power, 802.11a, 5580 MHz, Port 1, Radio 0, 4x8 ..... 32
Plot 40. Conducted Output Power, 802.11a, 5680 MHz, Port 1, Radio 0, 4x8 ..... 32

 © 2017, MET Laboratories, Inc. 

Plot 41. Conducted Output Power, 802.11a, 5700 MHz, Port 1, Radio 0, 4x8 ....33
Plot 42. Conducted Output Power, 802.11a, 5720 MHz, Port 1, Radio 0, 4x8 ....33
Plot 43. Conducted Output Power, 802.11a, 5260 MHz, Port 2, Radio 0, 4x8 ....34
Plot 44. Conducted Output Power, 802.11a, 5300 MHz, Port 2, Radio 0, 4x8 ....34
Plot 45. Conducted Output Power, 802.11a, 5320 MHz, Port 2, Radio 0, 4x8 ....34
Plot 46. Conducted Output Power, 802.11a, 5500 MHz, Port 2, Radio 0, 4x8 ....35
Plot 47. Conducted Output Power, 802.11a, 5580 MHz, Port 2, Radio 0, 4x8 ....35
Plot 48. Conducted Output Power, 802.11a, 5680 MHz, Port 2, Radio 0, 4x8 ....35
Plot 49. Conducted Output Power, 802.11a, 5700 MHz, Port 2, Radio 0, 4x8 ....36
Plot 50. Conducted Output Power, 802.11a, 5720 MHz, Port 2, Radio 0, 4x8 ....36
Plot 51. Conducted Output Power, 802.11a, 5260 MHz, Port 3, Radio 0, 4x8 ....37
Plot 52. Conducted Output Power, 802.11a, 5300 MHz, Port 3, Radio 0, 4x8 ....37
Plot 53. Conducted Output Power, 802.11a, 5320 MHz, Port 3, Radio 0, 4x8 ....37
Plot 54. Conducted Output Power, 802.11a, 5500 MHz, Port 3, Radio 0, 4x8 ....38
Plot 55. Conducted Output Power, 802.11a, 5580 MHz, Port 3, Radio 0, 4x8 ....38
Plot 56. Conducted Output Power, 802.11a, 5680 MHz, Port 3, Radio 0, 4x8 ....38
Plot 57. Conducted Output Power, 802.11a, 5700 MHz, Port 3, Radio 0, 4x8 ....39
Plot 58. Conducted Output Power, 802.11a, 5720 MHz, Port 3, Radio 0, 4x8 ....39
Plot 59. Conducted Output Power, 802.11a, 5260 MHz, Port 4, Radio 0, 4x8 ....40
Plot 60. Conducted Output Power, 802.11a, 5300 MHz, Port 4, Radio 0, 4x8 ....40
Plot 61. Conducted Output Power, 802.11a, 5320 MHz, Port 4, Radio 0, 4x8 ....40
Plot 62. Conducted Output Power, 802.11a, 5500 MHz, Port 4, Radio 0, 4x8 ....41
Plot 63. Conducted Output Power, 802.11a, 5580 MHz, Port 4, Radio 0, 4x8 ....41
Plot 64. Conducted Output Power, 802.11a, 5680 MHz, Port 4, Radio 0, 4x8 ....41
Plot 65. Conducted Output Power, 802.11a, 5700 MHz, Port 4, Radio 0, 4x8 ....42
Plot 66. Conducted Output Power, 802.11a, 5720 MHz, Port 4, Radio 0, 4x8 ....42
Plot 67. Conducted Output Power, 802.11ac 20 MHz, 5260 MHz, Port 1, Radio 0, 4x8 ....43
Plot 68. Conducted Output Power, 802.11ac 20 MHz, 5300 MHz, Port 1, Radio 0, 4x8 ....43
Plot 69. Conducted Output Power, 802.11ac 20 MHz, 5320 MHz, Port 1, Radio 0, 4x8 ....43
Plot 70. Conducted Output Power, 802.11ac 20 MHz, 5500 MHz, Port 1, Radio 0, 4x8 ....44
Plot 71. Conducted Output Power, 802.11ac 20 MHz, 5580 MHz, Port 1, Radio 0, 4x8 ....44
Plot 72. Conducted Output Power, 802.11ac 20 MHz, 5680 MHz, Port 1, Radio 0, 4x8 ....44
Plot 73. Conducted Output Power, 802.11ac 20 MHz, 5700 MHz, Port 1, Radio 0, 4x8 ....45
Plot 74. Conducted Output Power, 802.11ac 20 MHz, 5720 MHz, Port 1, Radio 0, 4x8 ....45
Plot 75. Conducted Output Power, 802.11ac 20 MHz, 5260 MHz, Port 2, Radio 0, 4x8 ....46
Plot 76. Conducted Output Power, 802.11ac 20 MHz, 5300 MHz, Port 2, Radio 0, 4x8 ....46
Plot 77. Conducted Output Power, 802.11ac 20 MHz, 5320 MHz, Port 2, Radio 0, 4x8 ....46
Plot 78. Conducted Output Power, 802.11ac 20 MHz, 5500 MHz, Port 2, Radio 0, 4x8 ....47
Plot 79. Conducted Output Power, 802.11ac 20 MHz, 5580 MHz, Port 2, Radio 0, 4x8 ....47
Plot 80. Conducted Output Power, 802.11ac 20 MHz, 5680 MHz, Port 2, Radio 0, 4x8 ....47
Plot 81. Conducted Output Power, 802.11ac 20 MHz, 5700 MHz, Port 2, Radio 0, 4x8 ....48
Plot 82. Conducted Output Power, 802.11ac 20 MHz, 5720 MHz, Port 2, Radio 0, 4x8 ....48
Plot 83. Conducted Output Power, 802.11ac 20 MHz, 5260 MHz, Port 3, Radio 0, 4x8 ....49
Plot 84. Conducted Output Power, 802.11ac 20 MHz, 5300 MHz, Port 3, Radio 0, 4x8 ....49
Plot 85. Conducted Output Power, 802.11ac 20 MHz, 5320 MHz, Port 3, Radio 0, 4x8 ....49
Plot 86. Conducted Output Power, 802.11ac 20 MHz, 5500 MHz, Port 3, Radio 0, 4x8 ....50
Plot 87. Conducted Output Power, 802.11ac 20 MHz, 5580 MHz, Port 3, Radio 0, 4x8 ....50
Plot 88. Conducted Output Power, 802.11ac 20 MHz, 5680 MHz, Port 3, Radio 0, 4x8 ....50
Plot 89. Conducted Output Power, 802.11ac 20 MHz, 5700 MHz, Port 3, Radio 0, 4x8 ....51
Plot 90. Conducted Output Power, 802.11ac 20 MHz, 5720 MHz, Port 3, Radio 0, 4x8 ....51
Plot 91. Conducted Output Power, 802.11ac 20 MHz, 5260 MHz, Port 4, Radio 0, 4x8 ....52
Plot 92. Conducted Output Power, 802.11ac 20 MHz, 5300 MHz, Port 4, Radio 0, 4x8 ....52
Plot 93. Conducted Output Power, 802.11ac 20 MHz, 5320 MHz, Port 4, Radio 0, 4x8 ....52
Plot 94. Conducted Output Power, 802.11ac 20 MHz, 5500 MHz, Port 4, Radio 0, 4x8 ....53
Plot 95. Conducted Output Power, 802.11ac 20 MHz, 5580 MHz, Port 4, Radio 0, 4x8 ....53
Plot 96. Conducted Output Power, 802.11ac 20 MHz, 5680 MHz, Port 4, Radio 0, 4x8 ....53

 © 2017, MET Laboratories, Inc. 

Plot 97. Conducted Output Power, 802.11ac 20 MHz, 5700 MHz, Port 4, Radio 0, 4x8 ....54
Plot 98. Conducted Output Power, 802.11ac 20 MHz, 5720 MHz, Port 4, Radio 0, 4x8 ....54
Plot 99. Conducted Output Power, 802.11ac 40 MHz, 5270 MHz, Port 1, Radio 0, 4x8 ....55
Plot 100. Conducted Output Power, 802.11ac 40 MHz, 5310 MHz, Port 1, Radio 0, 4x8 ....55
Plot 101. Conducted Output Power, 802.11ac 40 MHz, 5510 MHz, Port 1, Radio 0, 4x8 ....55
Plot 102. Conducted Output Power, 802.11ac 40 MHz, 5550 MHz, Port 1, Radio 0, 4x8 ....56
Plot 103. Conducted Output Power, 802.11ac 40 MHz, 5670 MHz, Port 1, Radio 0, 4x8 ....56
Plot 104. Conducted Output Power, 802.11ac 40 MHz, 5710 MHz, Port 1, Radio 0, 4x8 ....56
Plot 105. Conducted Output Power, 802.11ac 40 MHz, 5270 MHz, Port 2, Radio 0, 4x8 ....57
Plot 106. Conducted Output Power, 802.11ac 40 MHz, 5310 MHz, Port 2, Radio 0, 4x8 ....57
Plot 107. Conducted Output Power, 802.11ac 40 MHz, 5510 MHz, Port 2, Radio 0, 4x8 ....57
Plot 108. Conducted Output Power, 802.11ac 40 MHz, 5550 MHz, Port 2, Radio 0, 4x8 ....58
Plot 109. Conducted Output Power, 802.11ac 40 MHz, 5670 MHz, Port 2, Radio 0, 4x8 ....58
Plot 110. Conducted Output Power, 802.11ac 40 MHz, 5710 MHz, Port 2, Radio 0, 4x8 ....58
Plot 111. Conducted Output Power, 802.11ac 40 MHz, 5270 MHz, Port 3, Radio 0, 4x8 ....59
Plot 112. Conducted Output Power, 802.11ac 40 MHz, 5310 MHz, Port 3, Radio 0, 4x8 ....59
Plot 113. Conducted Output Power, 802.11ac 40 MHz, 5510 MHz, Port 3, Radio 0, 4x8 ....59
Plot 114. Conducted Output Power, 802.11ac 40 MHz, 5550 MHz, Port 3, Radio 0, 4x8 ....60
Plot 115. Conducted Output Power, 802.11ac 40 MHz, 5670 MHz, Port 3, Radio 0, 4x8 ....60
Plot 116. Conducted Output Power, 802.11ac 40 MHz, 5710 MHz, Port 3, Radio 0, 4x8 ....60
Plot 117. Conducted Output Power, 802.11ac 40 MHz, 5270 MHz, Port 4, Radio 0, 4x8 ....61
Plot 118. Conducted Output Power, 802.11ac 40 MHz, 5310 MHz, Port 4, Radio 0, 4x8 ....61
Plot 119. Conducted Output Power, 802.11ac 40 MHz, 5510 MHz, Port 4, Radio 0, 4x8 ....61
Plot 120. Conducted Output Power, 802.11ac 40 MHz, 5550 MHz, Port 4, Radio 0, 4x8 ....62
Plot 121. Conducted Output Power, 802.11ac 40 MHz, 5670 MHz, Port 4, Radio 0, 4x8 ....62
Plot 122. Conducted Output Power, 802.11ac 40 MHz, 5710 MHz, Port 4, Radio 0, 4x8 ....62
Plot 123. Conducted Output Power, 802.11ac 80 MHz, 5290 MHz, Port 1, Radio 0, 4x8 ....63
Plot 124. Conducted Output Power, 802.11ac 80 MHz, 5530 MHz, Port 1, Radio 0, 4x8 ....63
Plot 125. Conducted Output Power, 802.11ac 80 MHz, 5610 MHz, Port 1, Radio 0, 4x8 ....63
Plot 126. Conducted Output Power, 802.11ac 80 MHz, 5690 MHz, Port 1, Radio 0, 4x8 ....64
Plot 127. Conducted Output Power, 802.11ac 80 MHz, 5290 MHz, Port 2, Radio 0, 4x8 ....65
Plot 128. Conducted Output Power, 802.11ac 80 MHz, 5530 MHz, Port 2, Radio 0, 4x8 ....65
Plot 129. Conducted Output Power, 802.11ac 80 MHz, 5610 MHz, Port 2, Radio 0, 4x8 ....65
Plot 130. Conducted Output Power, 802.11ac 80 MHz, 5690 MHz, Port 2, Radio 0, 4x8 ....66
Plot 131. Conducted Output Power, 802.11ac 80 MHz, 5290 MHz, Port 3, Radio 0, 4x8 ....67
Plot 132. Conducted Output Power, 802.11ac 80 MHz, 5530 MHz, Port 3, Radio 0, 4x8 ....67
Plot 133. Conducted Output Power, 802.11ac 80 MHz, 5610 MHz, Port 3, Radio 0, 4x8 ....67
Plot 134. Conducted Output Power, 802.11ac 80 MHz, 5690 MHz, Port 3, Radio 0, 4x8 ....68
Plot 135. Conducted Output Power, 802.11ac 80 MHz, 5290 MHz, Port 4, Radio 0, 4x8 ....69
Plot 136. Conducted Output Power, 802.11ac 80 MHz, 5530 MHz, Port 4, Radio 0, 4x8 ....69
Plot 137. Conducted Output Power, 802.11ac 80 MHz, 5610 MHz, Port 4, Radio 0, 4x8 ....69
Plot 138. Conducted Output Power, 802.11ac 80 MHz, 5690 MHz, Port 1, Radio 0, 4x8 ....70
Plot 139. Conducted Output Power, 802.11ac 160 MHz, 5250 MHz, Port 1, Radio 0, 4x8 ....71
Plot 140. Conducted Output Power, 802.11ac 160 MHz, 5570 MHz, Port 1, Radio 0, 4x8 ....71
Plot 141. Conducted Output Power, 802.11ac 160 MHz, 5250 MHz, Port 2, Radio 0, 4x8 ....72
Plot 142. Conducted Output Power, 802.11ac 160 MHz, 5570 MHz, Port 2, Radio 0, 4x8 ....72
Plot 143. Conducted Output Power, 802.11ac 160 MHz, 5250 MHz, Port 3, Radio 0, 4x8 ....73
Plot 144. Conducted Output Power, 802.11ac 160 MHz, 5570 MHz, Port 3, Radio 0, 4x8 ....73
Plot 145. Conducted Output Power, 802.11ac 160 MHz, 5250 MHz, Port 4, Radio 0, 4x8 ....74
Plot 146. Conducted Output Power, 802.11ac 160 MHz, 5570 MHz, Port 4, Radio 0, 4x8 ....74
Plot 147. Conducted Output Power, 802.11n 20 MHz, 5260 MHz, Port 1, Radio 0, 4x8 ....75
Plot 148. Conducted Output Power, 802.11n 20 MHz, 5300 MHz, Port 1, Radio 0, 4x8 ....75
Plot 149. Conducted Output Power, 802.11n 20 MHz, 5320 MHz, Port 1, Radio 0, 4x8 ....75
Plot 150. Conducted Output Power, 802.11n 20 MHz, 5500 MHz, Port 1, Radio 0, 4x8 ....76
Plot 151. Conducted Output Power, 802.11n 20 MHz, 5580 MHz, Port 1, Radio 0, 4x8 ....76
Plot 152. Conducted Output Power, 802.11n 20 MHz, 5680 MHz, Port 1, Radio 0, 4x8 ....76

Plot 153. Conducted Output Power, 802.11n 20 MHz, 5700 MHz, Port 1, Radio 0, 4x8 ....77
Plot 154. Conducted Output Power, 802.11n 20 MHz, 5720 MHz, Port 1, Radio 0, 4x8 ....77
Plot 155. Conducted Output Power, 802.11n 20 MHz, 5260 MHz, Port 2, Radio 0, 4x8 ....78
Plot 156. Conducted Output Power, 802.11n 20 MHz, 5300 MHz, Port 2, Radio 0, 4x8 ....78
Plot 157. Conducted Output Power, 802.11n 20 MHz, 5320 MHz, Port 2, Radio 0, 4x8 ....78
Plot 158. Conducted Output Power, 802.11n 20 MHz, 5500 MHz, Port 2, Radio 0, 4x8 ....79
Plot 159. Conducted Output Power, 802.11n 20 MHz, 5580 MHz, Port 2, Radio 0, 4x8 ....79
Plot 160. Conducted Output Power, 802.11n 20 MHz, 5680 MHz, Port 2, Radio 0, 4x8 ....79
Plot 161. Conducted Output Power, 802.11n 20 MHz, 5700 MHz, Port 2, Radio 0, 4x8 ....80
Plot 162. Conducted Output Power, 802.11n 20 MHz, 5720 MHz, Port 2, Radio 0, 4x8 ....80
Plot 163. Conducted Output Power, 802.11n 20 MHz, 5260 MHz, Port 3, Radio 0, 4x8 ....81
Plot 164. Conducted Output Power, 802.11n 20 MHz, 5300 MHz, Port 3, Radio 0, 4x8 ....81
Plot 165. Conducted Output Power, 802.11n 20 MHz, 5320 MHz, Port 3, Radio 0, 4x8 ....81
Plot 166. Conducted Output Power, 802.11n 20 MHz, 5500 MHz, Port 3, Radio 0, 4x8 ....82
Plot 167. Conducted Output Power, 802.11n 20 MHz, 5580 MHz, Port 3, Radio 0, 4x8 ....82
Plot 168. Conducted Output Power, 802.11n 20 MHz, 5680 MHz, Port 3, Radio 0, 4x8 ....82
Plot 169. Conducted Output Power, 802.11n 20 MHz, 5700 MHz, Port 3, Radio 0, 4x8 ....83
Plot 170. Conducted Output Power, 802.11n 20 MHz, 5720 MHz, Port 3, Radio 0, 4x8 ....83
Plot 171. Conducted Output Power, 802.11n 20 MHz, 5260 MHz, Port 4, Radio 0, 4x8 ....84
Plot 172. Conducted Output Power, 802.11n 20 MHz, 5300 MHz, Port 4, Radio 0, 4x8 ....84
Plot 173. Conducted Output Power, 802.11n 20 MHz, 5320 MHz, Port 4, Radio 0, 4x8 ....84
Plot 174. Conducted Output Power, 802.11n 20 MHz, 5500 MHz, Port 4, Radio 0, 4x8 ....85
Plot 175. Conducted Output Power, 802.11n 20 MHz, 5580 MHz, Port 4, Radio 0, 4x8 ....85
Plot 176. Conducted Output Power, 802.11n 20 MHz, 5680 MHz, Port 4, Radio 0, 4x8 ....85
Plot 177. Conducted Output Power, 802.11n 20 MHz, 5700 MHz, Port 4, Radio 0, 4x8 ....86
Plot 178. Conducted Output Power, 802.11n 20 MHz, 5720 MHz, Port 4, Radio 0, 4x8 ....86
Plot 179. Conducted Output Power, 802.11n 40 MHz, 5270 MHz, Port 1, Radio 0, 4x8 ....87
Plot 180. Conducted Output Power, 802.11n 40 MHz, 5310 MHz, Port 1, Radio 0, 4x8 ....87
Plot 181. Conducted Output Power, 802.11n 40 MHz, 5510 MHz, Port 1, Radio 0, 4x8 ....87
Plot 182. Conducted Output Power, 802.11n 40 MHz, 5550 MHz, Port 1, Radio 0, 4x8 ....88
Plot 183. Conducted Output Power, 802.11n 40 MHz, 5670 MHz, Port 1, Radio 0, 4x8 ....88
Plot 184. Conducted Output Power, 802.11n 40 MHz, 5710 MHz, Port 1, Radio 0, 4x8 ....88
Plot 185. Conducted Output Power, 802.11n 40 MHz, 5270 MHz, Port 2, Radio 0, 4x8 ....89
Plot 186. Conducted Output Power, 802.11n 40 MHz, 5310 MHz, Port 2, Radio 0, 4x8 ....89
Plot 187. Conducted Output Power, 802.11n 40 MHz, 5510 MHz, Port 2, Radio 0, 4x8 ....89
Plot 188. Conducted Output Power, 802.11n 40 MHz, 5550 MHz, Port 2, Radio 0, 4x8 ....90
Plot 189. Conducted Output Power, 802.11n 40 MHz, 5670 MHz, Port 2, Radio 0, 4x8 ....90
Plot 190. Conducted Output Power, 802.11n 40 MHz, 5710 MHz, Port 2, Radio 0, 4x8 ....90
Plot 191. Conducted Output Power, 802.11n 40 MHz, 5270 MHz, Port 3, Radio 0, 4x8 ....91
Plot 192. Conducted Output Power, 802.11n 40 MHz, 5310 MHz, Port 3, Radio 0, 4x8 ....91
Plot 193. Conducted Output Power, 802.11n 40 MHz, 5510 MHz, Port 3, Radio 0, 4x8 ....91
Plot 194. Conducted Output Power, 802.11n 40 MHz, 5550 MHz, Port 3, Radio 0, 4x8 ....92
Plot 195. Conducted Output Power, 802.11n 40 MHz, 5670 MHz, Port 3, Radio 0, 4x8 ....92
Plot 196. Conducted Output Power, 802.11n 40 MHz, 5710 MHz, Port 3, Radio 0, 4x8 ....92
Plot 197. Conducted Output Power, 802.11n 40 MHz, 5270 MHz, Port 4, Radio 0, 4x8 ....93
Plot 198. Conducted Output Power, 802.11n 40 MHz, 5310 MHz, Port 4, Radio 0, 4x8 ....93
Plot 199. Conducted Output Power, 802.11n 40 MHz, 5510 MHz, Port 4, Radio 0, 4x8 ....93
Plot 200. Conducted Output Power, 802.11n 40 MHz, 5550 MHz, Port 4, Radio 0, 4x8 ....94
Plot 201. Conducted Output Power, 802.11n 40 MHz, 5670 MHz, Port 4, Radio 0, 4x8 ....94
Plot 202. Conducted Output Power, 802.11n 40 MHz, 5710 MHz, Port 4, Radio 0, 4x8 ....94
Plot 203. Conducted Output Power, 802.11a, 5260 MHz, Port 1, Radio 0, 8x8 ....95
Plot 204. Conducted Output Power, 802.11a, 5300 MHz, Port 1, Radio 0, 8x8 ....95
Plot 205. Conducted Output Power, 802.11a, 5320 MHz, Port 1, Radio 0, 8x8 ....95
Plot 206. Conducted Output Power, 802.11a, 5500 MHz, Port 1, Radio 0, 8x8 ....96
Plot 207. Conducted Output Power, 802.11a, 5580 MHz, Port 1, Radio 0, 8x8 ....96
Plot 208. Conducted Output Power, 802.11a, 5680 MHz, Port 1, Radio 0, 8x8 ....96

 © 2017, MET Laboratories, Inc. 

Plot 209. Conducted Output Power, 802.11a, 5700 MHz, Port 1, Radio 0, 8x8 ....97
Plot 210. Conducted Output Power, 802.11a, 5720 MHz, Port 1, Radio 0, 8x8 ....97
Plot 211. Conducted Output Power, 802.11a, 5260 MHz, Port 2, Radio 0, 8x8 ....98
Plot 212. Conducted Output Power, 802.11a, 5300 MHz, Port 2, Radio 0, 8x8 ....98
Plot 213. Conducted Output Power, 802.11a, 5320 MHz, Port 2, Radio 0, 8x8 ....98
Plot 214. Conducted Output Power, 802.11a, 5500 MHz, Port 2, Radio 0, 8x8 ....99
Plot 215. Conducted Output Power, 802.11a, 5580 MHz, Port 2, Radio 0, 8x8 ....99
Plot 216. Conducted Output Power, 802.11a, 5680 MHz, Port 2, Radio 0, 8x8 ....99
Plot 217. Conducted Output Power, 802.11a, 5700 MHz, Port 2, Radio 0, 8x8 ....100
Plot 218. Conducted Output Power, 802.11a, 5720 MHz, Port 2, Radio 0, 8x8 ....100
Plot 219. Conducted Output Power, 802.11a, 5260 MHz, Port 3, Radio 0, 8x8 ....101
Plot 220. Conducted Output Power, 802.11a, 5300 MHz, Port 3, Radio 0, 8x8 ....101
Plot 221. Conducted Output Power, 802.11a, 5320 MHz, Port 3, Radio 0, 8x8 ....101
Plot 222. Conducted Output Power, 802.11a, 5500 MHz, Port 3, Radio 0, 8x8 ....102
Plot 223. Conducted Output Power, 802.11a, 5580 MHz, Port 3, Radio 0, 8x8 ....102
Plot 224. Conducted Output Power, 802.11a, 5680 MHz, Port 3, Radio 0, 8x8 ....102
Plot 225. Conducted Output Power, 802.11a, 5700 MHz, Port 3, Radio 0, 8x8 ....103
Plot 226. Conducted Output Power, 802.11a, 5720 MHz, Port 3, Radio 0, 8x8 ....103
Plot 227. Conducted Output Power, 802.11a, 5260 MHz, Port 4, Radio 0, 8x8 ....104
Plot 228. Conducted Output Power, 802.11a, 5300 MHz, Port 4, Radio 0, 8x8 ....104
Plot 229. Conducted Output Power, 802.11a, 5320 MHz, Port 4, Radio 0, 8x8 ....104
Plot 230. Conducted Output Power, 802.11a, 5500 MHz, Port 4, Radio 0, 8x8 ....105
Plot 231. Conducted Output Power, 802.11a, 5580 MHz, Port 4, Radio 0, 8x8 ....105
Plot 232. Conducted Output Power, 802.11a, 5680 MHz, Port 4, Radio 0, 8x8 ....105
Plot 233. Conducted Output Power, 802.11a, 5700 MHz, Port 4, Radio 0, 8x8 ....106
Plot 234. Conducted Output Power, 802.11a, 5720 MHz, Port 4, Radio 0, 8x8 ....106
Plot 235. Conducted Output Power, 802.11a, 5260 MHz, Port 5, Radio 1, 8x8 ....107
Plot 236. Conducted Output Power, 802.11a, 5300 MHz, Port 5, Radio 1, 8x8 ....107
Plot 237. Conducted Output Power, 802.11a, 5320 MHz, Port 5, Radio 1, 8x8 ....107
Plot 238. Conducted Output Power, 802.11a, 5500 MHz, Port 5, Radio 1, 8x8 ....108
Plot 239. Conducted Output Power, 802.11a, 5580 MHz, Port 5, Radio 1, 8x8 ....108
Plot 240. Conducted Output Power, 802.11a, 5680 MHz, Port 5, Radio 1, 8x8 ....108
Plot 241. Conducted Output Power, 802.11a, 5700 MHz, Port 5, Radio 1, 8x8 ....109
Plot 242. Conducted Output Power, 802.11a, 5720 MHz, Port 5, Radio 1, 8x8 ....109
Plot 243. Conducted Output Power, 802.11a, 5260 MHz, Port 6, Radio 1, 8x8 ....110
Plot 244. Conducted Output Power, 802.11a, 5300 MHz, Port 6, Radio 1, 8x8 ....110
Plot 245. Conducted Output Power, 802.11a, 5320 MHz, Port 6, Radio 1, 8x8 ....110
Plot 246. Conducted Output Power, 802.11a, 5500 MHz, Port 6, Radio 1, 8x8 ....111
Plot 247. Conducted Output Power, 802.11a, 5580 MHz, Port 6, Radio 1, 8x8 ....111
Plot 248. Conducted Output Power, 802.11a, 5680 MHz, Port 6, Radio 1, 8x8 ....111
Plot 249. Conducted Output Power, 802.11a, 5700 MHz, Port 6, Radio 1, 8x8 ....112
Plot 250. Conducted Output Power, 802.11a, 5720 MHz, Port 6, Radio 1, 8x8 ....112
Plot 251. Conducted Output Power, 802.11a, 5260 MHz, Port 7, Radio 1, 8x8 ....113
Plot 252. Conducted Output Power, 802.11a, 5300 MHz, Port 7, Radio 1, 8x8 ....113
Plot 253. Conducted Output Power, 802.11a, 5320 MHz, Port 7, Radio 1, 8x8 ....113
Plot 254. Conducted Output Power, 802.11a, 5500 MHz, Port 7, Radio 1, 8x8 ....114
Plot 255. Conducted Output Power, 802.11a, 5580 MHz, Port 7, Radio 1, 8x8 ....114
Plot 256. Conducted Output Power, 802.11a, 5680 MHz, Port 7, Radio 1, 8x8 ....114
Plot 257. Conducted Output Power, 802.11a, 5700 MHz, Port 7, Radio 1, 8x8 ....115
Plot 258. Conducted Output Power, 802.11a, 5720 MHz, Port 7, Radio 1, 8x8 ....115
Plot 259. Conducted Output Power, 802.11a, 5260 MHz, Port 8, Radio 1, 8x8 ....116
Plot 260. Conducted Output Power, 802.11a, 5300 MHz, Port 8, Radio 1, 8x8 ....116
Plot 261. Conducted Output Power, 802.11a, 5320 MHz, Port 8, Radio 1, 8x8 ....116
Plot 262. Conducted Output Power, 802.11a, 5500 MHz, Port 8, Radio 1, 8x8 ....117
Plot 263. Conducted Output Power, 802.11a, 5580 MHz, Port 8, Radio 1, 8x8 ....117
Plot 264. Conducted Output Power, 802.11a, 5680 MHz, Port 8, Radio 1, 8x8 ....117

 © 2017, MET Laboratories, Inc. 

Plot 265. Conducted Output Power, 802.11a, 5700 MHz, Port 8, Radio 1, 8x8 ....118
Plot 266. Conducted Output Power, 802.11a, 5720 MHz, Port 8, Radio 1, 8x8 ....118
Plot 267. Conducted Output Power, 802.11ac 20 MHz, 5260 MHz, Port 1, Radio 0, 8x8 ....119
Plot 268. Conducted Output Power, 802.11ac 20 MHz, 5300 MHz, Port 1, Radio 0, 8x8 ....119
Plot 269. Conducted Output Power, 802.11ac 20 MHz, 5320 MHz, Port 1, Radio 0, 8x8 ....119
Plot 270. Conducted Output Power, 802.11ac 20 MHz, 5500 MHz, Port 1, Radio 0, 8x8 ....120
Plot 271. Conducted Output Power, 802.11ac 20 MHz, 5580 MHz, Port 1, Radio 0, 8x8 ....120
Plot 272. Conducted Output Power, 802.11ac 20 MHz, 5680 MHz, Port 1, Radio 0, 8x8 ....120
Plot 273. Conducted Output Power, 802.11ac 20 MHz, 5700 MHz, Port 1, Radio 0, 8x8 ....121
Plot 274. Conducted Output Power, 802.11ac 20 MHz, 5720 MHz, Port 1, Radio 0, 8x8 ....121
Plot 275. Conducted Output Power, 802.11ac 20 MHz, 5260 MHz, Port 2, Radio 0, 8x8 ....122
Plot 276. Conducted Output Power, 802.11ac 20 MHz, 5300 MHz, Port 2, Radio 0, 8x8 ....122
Plot 277. Conducted Output Power, 802.11ac 20 MHz, 5320 MHz, Port 2, Radio 0, 8x8 ....122
Plot 278. Conducted Output Power, 802.11ac 20 MHz, 5500 MHz, Port 2, Radio 0, 8x8 ....123
Plot 279. Conducted Output Power, 802.11ac 20 MHz, 5580 MHz, Port 2, Radio 0, 8x8 ....123
Plot 280. Conducted Output Power, 802.11ac 20 MHz, 5680 MHz, Port 2, Radio 0, 8x8 ....123
Plot 281. Conducted Output Power, 802.11ac 20 MHz, 5700 MHz, Port 2, Radio 0, 8x8 ....124
Plot 282. Conducted Output Power, 802.11ac 20 MHz, 5720 MHz, Port 2, Radio 0, 8x8 ....124
Plot 283. Conducted Output Power, 802.11ac 20 MHz, 5260 MHz, Port 3, Radio 0, 8x8 ....125
Plot 284. Conducted Output Power, 802.11ac 20 MHz, 5300 MHz, Port 3, Radio 0, 8x8 ....125
Plot 285. Conducted Output Power, 802.11ac 20 MHz, 5320 MHz, Port 3, Radio 0, 8x8 ....125
Plot 286. Conducted Output Power, 802.11ac 20 MHz, 5500 MHz, Port 3, Radio 0, 8x8 ....126
Plot 287. Conducted Output Power, 802.11ac 20 MHz, 5580 MHz, Port 3, Radio 0, 8x8 ....126
Plot 288. Conducted Output Power, 802.11ac 20 MHz, 5680 MHz, Port 3, Radio 0, 8x8 ....126
Plot 289. Conducted Output Power, 802.11ac 20 MHz, 5700 MHz, Port 3, Radio 0, 8x8 ....127
Plot 290. Conducted Output Power, 802.11ac 20 MHz, 5720 MHz, Port 3, Radio 0, 8x8 ....127
Plot 291. Conducted Output Power, 802.11ac 20 MHz, 5260 MHz, Port 4, Radio 0, 8x8 ....128
Plot 292. Conducted Output Power, 802.11ac 20 MHz, 5300 MHz, Port 4, Radio 0, 8x8 ....128
Plot 293. Conducted Output Power, 802.11ac 20 MHz, 5320 MHz, Port 4, Radio 0, 8x8 ....128
Plot 294. Conducted Output Power, 802.11ac 20 MHz, 5500 MHz, Port 4, Radio 0, 8x8 ....129
Plot 295. Conducted Output Power, 802.11ac 20 MHz, 5580 MHz, Port 4, Radio 0, 8x8 ....129
Plot 296. Conducted Output Power, 802.11ac 20 MHz, 5680 MHz, Port 4, Radio 0, 8x8 ....129
Plot 297. Conducted Output Power, 802.11ac 20 MHz, 5700 MHz, Port 4, Radio 0, 8x8 ....130
Plot 298. Conducted Output Power, 802.11ac 20 MHz, 5720 MHz, Port 4, Radio 0, 8x8 ....130
Plot 299. Conducted Output Power, 802.11ac 20 MHz, 5260 MHz, Port 5, Radio 1, 8x8 ....131
Plot 300. Conducted Output Power, 802.11ac 20 MHz, 5300 MHz, Port 5, Radio 1, 8x8 ....131
Plot 301. Conducted Output Power, 802.11ac 20 MHz, 5320 MHz, Port 5, Radio 1, 8x8 ....131
Plot 302. Conducted Output Power, 802.11ac 20 MHz, 5500 MHz, Port 5, Radio 1, 8x8 ....132
Plot 303. Conducted Output Power, 802.11ac 20 MHz, 5580 MHz, Port 5, Radio 1, 8x8 ....132
Plot 304. Conducted Output Power, 802.11ac 20 MHz, 5680 MHz, Port 5, Radio 0, 8x8 ....132
Plot 305. Conducted Output Power, 802.11ac 20 MHz, 5700 MHz, Port 5, Radio 1, 8x8 ....133
Plot 306. Conducted Output Power, 802.11ac 20 MHz, 5720 MHz, Port 5, Radio 1, 8x8 ....133
Plot 307. Conducted Output Power, 802.11ac 20 MHz, 5260 MHz, Port 6, Radio 1, 8x8 ....134
Plot 308. Conducted Output Power, 802.11ac 20 MHz, 5300 MHz, Port 6, Radio 1, 8x8 ....134
Plot 309. Conducted Output Power, 802.11ac 20 MHz, 5320 MHz, Port 6, Radio 1, 8x8 ....134
Plot 310. Conducted Output Power, 802.11ac 20 MHz, 5500 MHz, Port 6, Radio 1, 8x8 ....135
Plot 311. Conducted Output Power, 802.11ac 20 MHz, 5580 MHz, Port 6, Radio 1, 8x8 ....135
Plot 312. Conducted Output Power, 802.11ac 20 MHz, 5680 MHz, Port 6, Radio 0, 8x8 ....135
Plot 313. Conducted Output Power, 802.11ac 20 MHz, 5700 MHz, Port 6, Radio 1, 8x8 ....136
Plot 314. Conducted Output Power, 802.11ac 20 MHz, 5720 MHz, Port 6, Radio 1, 8x8 ....136
Plot 315. Conducted Output Power, 802.11ac 20 MHz, 5260 MHz, Port 7, Radio 1, 8x8 ....137
Plot 316. Conducted Output Power, 802.11ac 20 MHz, 5300 MHz, Port 7, Radio 1, 8x8 ....137
Plot 317. Conducted Output Power, 802.11ac 20 MHz, 5320 MHz, Port 7, Radio 1, 8x8 ....137
Plot 318. Conducted Output Power, 802.11ac 20 MHz, 5500 MHz, Port 7, Radio 1, 8x8 ....138
Plot 319. Conducted Output Power, 802.11ac 20 MHz, 5580 MHz, Port 7, Radio 1, 8x8 ....138
Plot 320. Conducted Output Power, 802.11ac 20 MHz, 5680 MHz, Port 7, Radio 0, 8x8 ....138

Plot 321. Conducted Output Power, 802.11ac 20 MHz, 5700 MHz, Port 7, Radio 1, 8x8 ....139
Plot 322. Conducted Output Power, 802.11ac 20 MHz, 5720 MHz, Port 7, Radio 1, 8x8 ....139
Plot 323. Conducted Output Power, 802.11ac 20 MHz, 5260 MHz, Port 8, Radio 1, 8x8 ....140
Plot 324. Conducted Output Power, 802.11ac 20 MHz, 5300 MHz, Port 8, Radio 1, 8x8 ....140
Plot 325. Conducted Output Power, 802.11ac 20 MHz, 5320 MHz, Port 8, Radio 1, 8x8 ....140
Plot 326. Conducted Output Power, 802.11ac 20 MHz, 5500 MHz, Port 8, Radio 1, 8x8 ....141
Plot 327. Conducted Output Power, 802.11ac 20 MHz, 5580 MHz, Port 8, Radio 1, 8x8 ....141
Plot 328. Conducted Output Power, 802.11ac 20 MHz, 5680 MHz, Port 8, Radio 0, 8x8 ....141
Plot 329. Conducted Output Power, 802.11ac 20 MHz, 5700 MHz, Port 8, Radio 1, 8x8 ....142
Plot 330. Conducted Output Power, 802.11ac 20 MHz, 5720 MHz, Port 8, Radio 1, 8x8 ....142
Plot 331. Conducted Output Power, 802.11ac 40 MHz, 5270 MHz, Port 1, Radio 0, 8x8 ....143
Plot 332. Conducted Output Power, 802.11ac 40 MHz, 5310 MHz, Port 1, Radio 0, 8x8 ....143
Plot 333. Conducted Output Power, 802.11ac 40 MHz, 5510 MHz, Port 1, Radio 0, 8x8 ....143
Plot 334. Conducted Output Power, 802.11ac 40 MHz, 5550 MHz, Port 1, Radio 0, 8x8 ....144
Plot 335. Conducted Output Power, 802.11ac 40 MHz, 5670 MHz, Port 1, Radio 0, 8x8 ....144
Plot 336. Conducted Output Power, 802.11ac 40 MHz, 5710 MHz, Port 1, Radio 0, 8x8 ....144
Plot 337. Conducted Output Power, 802.11ac 40 MHz, 5270 MHz, Port 2, Radio 0, 8x8 ....145
Plot 338. Conducted Output Power, 802.11ac 40 MHz, 5310 MHz, Port 2, Radio 0, 8x8 ....145
Plot 339. Conducted Output Power, 802.11ac 40 MHz, 5510 MHz, Port 2, Radio 0, 8x8 ....145
Plot 340. Conducted Output Power, 802.11ac 40 MHz, 5550 MHz, Port 2, Radio 0, 8x8 ....146
Plot 341. Conducted Output Power, 802.11ac 40 MHz, 5670 MHz, Port 2, Radio 0, 8x8 ....146
Plot 342. Conducted Output Power, 802.11ac 40 MHz, 5710 MHz, Port 2, Radio 0, 8x8 ....146
Plot 343. Conducted Output Power, 802.11ac 40 MHz, 5270 MHz, Port 3, Radio 0, 8x8 ....147
Plot 344. Conducted Output Power, 802.11ac 40 MHz, 5310 MHz, Port 3, Radio 0, 8x8 ....147
Plot 345. Conducted Output Power, 802.11ac 40 MHz, 5510 MHz, Port 3, Radio 0, 8x8 ....147
Plot 346. Conducted Output Power, 802.11ac 40 MHz, 5550 MHz, Port 3, Radio 0, 8x8 ....148
Plot 347. Conducted Output Power, 802.11ac 40 MHz, 5670 MHz, Port 3, Radio 0, 8x8 ....148
Plot 348. Conducted Output Power, 802.11ac 40 MHz, 5710 MHz, Port 3, Radio 0, 8x8 ....148
Plot 349. Conducted Output Power, 802.11ac 40 MHz, 5270 MHz, Port 4, Radio 0, 8x8 ....149
Plot 350. Conducted Output Power, 802.11ac 40 MHz, 5310 MHz, Port 4, Radio 0, 8x8 ....149
Plot 351. Conducted Output Power, 802.11ac 40 MHz, 5510 MHz, Port 4, Radio 0, 8x8 ....149
Plot 352. Conducted Output Power, 802.11ac 40 MHz, 5550 MHz, Port 4, Radio 0, 8x8 ....150
Plot 353. Conducted Output Power, 802.11ac 40 MHz, 5670 MHz, Port 4, Radio 0, 8x8 ....150
Plot 354. Conducted Output Power, 802.11ac 40 MHz, 5710 MHz, Port 4, Radio 0, 8x8 ....150
Plot 355. Conducted Output Power, 802.11ac 40 MHz, 5270 MHz, Port 5, Radio 1, 8x8 ....151
Plot 356. Conducted Output Power, 802.11ac 40 MHz, 5310 MHz, Port 5, Radio 1, 8x8 ....151
Plot 357. Conducted Output Power, 802.11ac 40 MHz, 5510 MHz, Port 5, Radio 1, 8x8 ....151
Plot 358. Conducted Output Power, 802.11ac 40 MHz, 5550 MHz, Port 5, Radio 1, 8x8 ....152
Plot 359. Conducted Output Power, 802.11ac 40 MHz, 5670 MHz, Port 5, Radio 1, 8x8 ....152
Plot 360. Conducted Output Power, 802.11ac 40 MHz, 5710 MHz, Port 5, Radio 1, 8x8 ....152
Plot 361. Conducted Output Power, 802.11ac 40 MHz, 5270 MHz, Port 6, Radio 1, 8x8 ....153
Plot 362. Conducted Output Power, 802.11ac 40 MHz, 5310 MHz, Port 6, Radio 1, 8x8 ....153
Plot 363. Conducted Output Power, 802.11ac 40 MHz, 5510 MHz, Port 6, Radio 1, 8x8 ....153
Plot 364. Conducted Output Power, 802.11ac 40 MHz, 5550 MHz, Port 6, Radio 1, 8x8 ....154
Plot 365. Conducted Output Power, 802.11ac 40 MHz, 5670 MHz, Port 6, Radio 1, 8x8 ....154
Plot 366. Conducted Output Power, 802.11ac 40 MHz, 5710 MHz, Port 6, Radio 1, 8x8 ....154
Plot 367. Conducted Output Power, 802.11ac 40 MHz, 5270 MHz, Port 7, Radio 1, 8x8 ....155
Plot 368. Conducted Output Power, 802.11ac 40 MHz, 5310 MHz, Port 7, Radio 1, 8x8 ....155
Plot 369. Conducted Output Power, 802.11ac 40 MHz, 5510 MHz, Port 7, Radio 1, 8x8 ....155
Plot 370. Conducted Output Power, 802.11ac 40 MHz, 5550 MHz, Port 7, Radio 1, 8x8 ....156
Plot 371. Conducted Output Power, 802.11ac 40 MHz, 5670 MHz, Port 7, Radio 1, 8x8 ....156
Plot 372. Conducted Output Power, 802.11ac 40 MHz, 5710 MHz, Port 7, Radio 1, 8x8 ....156
Plot 373. Conducted Output Power, 802.11ac 40 MHz, 5270 MHz, Port 8, Radio 1, 8x8 ....157
Plot 374. Conducted Output Power, 802.11ac 40 MHz, 5310 MHz, Port 8, Radio 1, 8x8 ....157
Plot 375. Conducted Output Power, 802.11ac 40 MHz, 5510 MHz, Port 8, Radio 1, 8x8 ....157
Plot 376. Conducted Output Power, 802.11ac 40 MHz, 5550 MHz, Port 8, Radio 1, 8x8 ....158

 © 2017, MET Laboratories, Inc. 

Plot 377. Conducted Output Power, 802.11ac 40 MHz, 5670 MHz, Port 8, Radio 1, 8x8 ....158
Plot 378. Conducted Output Power, 802.11ac 40 MHz, 5710 MHz, Port 8, Radio 1, 8x8 ....158
Plot 379. Conducted Output Power, 802.11ac 80 MHz, 5290 MHz, Port 1, Radio 0, 8x8 ....159
Plot 380. Conducted Output Power, 802.11ac 80 MHz, 5530 MHz, Port 1, Radio 0, 8x8 ....159
Plot 381. Conducted Output Power, 802.11ac 80 MHz, 5610 MHz, Port 1, Radio 0, 8x8 ....159
Plot 382. Conducted Output Power, 802.11ac 80 MHz, 5690 MHz, Port 1, Radio 0, 8x8 ....160
Plot 383. Conducted Output Power, 802.11ac 80 MHz, 5290 MHz, Port 2, Radio 0, 8x8 ....161
Plot 384. Conducted Output Power, 802.11ac 80 MHz, 5530 MHz, Port 2, Radio 0, 8x8 ....161
Plot 385. Conducted Output Power, 802.11ac 80 MHz, 5610 MHz, Port 2, Radio 0, 8x8 ....161
Plot 386. Conducted Output Power, 802.11ac 80 MHz, 5690 MHz, Port 2, Radio 0, 8x8 ....162
Plot 387. Conducted Output Power, 802.11ac 80 MHz, 5290 MHz, Port 3, Radio 0, 8x8 ....163
Plot 388. Conducted Output Power, 802.11ac 80 MHz, 5530 MHz, Port 3, Radio 0, 8x8 ....163
Plot 389. Conducted Output Power, 802.11ac 80 MHz, 5610 MHz, Port 3, Radio 0, 8x8 ....163
Plot 390. Conducted Output Power, 802.11ac 80 MHz, 5690 MHz, Port 3, Radio 0, 8x8 ....164
Plot 391. Conducted Output Power, 802.11ac 80 MHz, 5290 MHz, Port 4, Radio 0, 8x8 ....165
Plot 392. Conducted Output Power, 802.11ac 80 MHz, 5530 MHz, Port 4, Radio 0, 8x8 ....165
Plot 393. Conducted Output Power, 802.11ac 80 MHz, 5610 MHz, Port 4, Radio 0, 8x8 ....165
Plot 394. Conducted Output Power, 802.11ac 80 MHz, 5690 MHz, Port 4, Radio 0, 8x8 ....166
Plot 395. Conducted Output Power, 802.11ac 80 MHz, 5290 MHz, Port 5, Radio 1, 8x8 ....167
Plot 396. Conducted Output Power, 802.11ac 80 MHz, 5530 MHz, Port 5, Radio 1, 8x8 ....167
Plot 397. Conducted Output Power, 802.11ac 80 MHz, 5610 MHz, Port 5, Radio 1, 8x8 ....167
Plot 398. Conducted Output Power, 802.11ac 80 MHz, 5690 MHz, Port 5, Radio 1, 8x8 ....168
Plot 399. Conducted Output Power, 802.11ac 80 MHz, 5290 MHz, Port 6, Radio 1, 8x8 ....169
Plot 400. Conducted Output Power, 802.11ac 80 MHz, 5530 MHz, Port 6, Radio 1, 8x8 ....169
Plot 401. Conducted Output Power, 802.11ac 80 MHz, 5610 MHz, Port 6, Radio 1, 8x8 ....169
Plot 402. Conducted Output Power, 802.11ac 80 MHz, 5690 MHz, Port 6, Radio 1, 8x8 ....170
Plot 403. Conducted Output Power, 802.11ac 80 MHz, 5290 MHz, Port 7, Radio 1, 8x8 ....171
Plot 404. Conducted Output Power, 802.11ac 80 MHz, 5530 MHz, Port 7, Radio 1, 8x8 ....171
Plot 405. Conducted Output Power, 802.11ac 80 MHz, 5610 MHz, Port 7, Radio 1, 8x8 ....171
Plot 406. Conducted Output Power, 802.11ac 80 MHz, 5690 MHz, Port 7, Radio 1, 8x8 ....172
Plot 407. Conducted Output Power, 802.11ac 80 MHz, 5290 MHz, Port 8, Radio 1, 8x8 ....173
Plot 408. Conducted Output Power, 802.11ac 80 MHz, 5530 MHz, Port 8, Radio 1, 8x8 ....173
Plot 409. Conducted Output Power, 802.11ac 80 MHz, 5610 MHz, Port 8, Radio 1, 8x8 ....173
Plot 410. Conducted Output Power, 802.11ac 80 MHz, 5690 MHz, Port 8, Radio 1, 8x8 ....174
Plot 411. Conducted Output Power, 802.11ac 160 MHz, 5250 MHz, Port 1, Radio 0, 8x8 ....175
Plot 412. Conducted Output Power, 802.11ac 160 MHz, 5570 MHz, Port 1, Radio 0, 8x8 ....175
Plot 413. Conducted Output Power, 802.11ac 160 MHz, 5250 MHz, Port 2, Radio 0, 8x8 ....176
Plot 414. Conducted Output Power, 802.11ac 160 MHz, 5570 MHz, Port 2, Radio 0, 8x8 ....176
Plot 415. Conducted Output Power, 802.11ac 160 MHz, 5250 MHz, Port 3, Radio 0, 8x8 ....177
Plot 416. Conducted Output Power, 802.11ac 160 MHz, 5570 MHz, Port 3, Radio 0, 8x8 ....177
Plot 417. Conducted Output Power, 802.11ac 160 MHz, 5250 MHz, Port 4, Radio 0, 8x8 ....178
Plot 418. Conducted Output Power, 802.11ac 160 MHz, 5570 MHz, Port 4, Radio 0, 8x8 ....178
Plot 419. Conducted Output Power, 802.11ac 160 MHz, 5250 MHz, Port 5, Radio 1, 8x8 ....179
Plot 420. Conducted Output Power, 802.11ac 160 MHz, 5570 MHz, Port 5, Radio 1, 8x8 ....179
Plot 421. Conducted Output Power, 802.11ac 160 MHz, 5250 MHz, Port 6, Radio 1, 8x8 ....180
Plot 422. Conducted Output Power, 802.11ac 160 MHz, 5570 MHz, Port 6, Radio 1, 8x8 ....180
Plot 423. Conducted Output Power, 802.11ac 160 MHz, 5250 MHz, Port 7, Radio 1, 8x8 ....181
Plot 424. Conducted Output Power, 802.11ac 160 MHz, 5570 MHz, Port 7, Radio 1, 8x8 ....181
Plot 425. Conducted Output Power, 802.11ac 160 MHz, 5250 MHz, Port 8, Radio 1, 8x8 ....182
Plot 426. Conducted Output Power, 802.11ac 160 MHz, 5570 MHz, Port 8, Radio 1, 8x8 ....182
Plot 427. Conducted Output Power, 802.11n 20 MHz, 5260 MHz, Port 1, Radio 0, 8x8 ....183
Plot 428. Conducted Output Power, 802.11n 20 MHz, 5300 MHz, Port 1, Radio 0, 8x8 ....183
Plot 429. Conducted Output Power, 802.11n 20 MHz, 5320 MHz, Port 1, Radio 0, 8x8 ....183
Plot 430. Conducted Output Power, 802.11n 20 MHz, 5500 MHz, Port 1, Radio 0, 8x8 ....184
Plot 431. Conducted Output Power, 802.11n 20 MHz, 5580 MHz, Port 1, Radio 0, 8x8 ....184
Plot 432. Conducted Output Power, 802.11n 20 MHz, 5680 MHz, Port 1, Radio 0, 8x8 ....184

Plot 433. Conducted Output Power, 802.11n 20 MHz, 5700 MHz, Port 1, Radio 0, 8x8 ....185
Plot 434. Conducted Output Power, 802.11n 20 MHz, 5720 MHz, Port 1, Radio 0, 8x8 ....185
Plot 435. Conducted Output Power, 802.11n 20 MHz, 5260 MHz, Port 2, Radio 0, 8x8 ....186
Plot 436. Conducted Output Power, 802.11n 20 MHz, 5300 MHz, Port 2, Radio 0, 8x8 ....186
Plot 437. Conducted Output Power, 802.11n 20 MHz, 5320 MHz, Port 2, Radio 0, 8x8 ....186
Plot 438. Conducted Output Power, 802.11n 20 MHz, 5500 MHz, Port 2, Radio 0, 8x8 ....187
Plot 439. Conducted Output Power, 802.11n 20 MHz, 5580 MHz, Port 2, Radio 0, 8x8 ....187
Plot 440. Conducted Output Power, 802.11n 20 MHz, 5680 MHz, Port 2, Radio 0, 8x8 ....187
Plot 441. Conducted Output Power, 802.11n 20 MHz, 5700 MHz, Port 2, Radio 0, 8x8 ....188
Plot 442. Conducted Output Power, 802.11n 20 MHz, 5720 MHz, Port 2, Radio 0, 8x8 ....188
Plot 443. Conducted Output Power, 802.11n 20 MHz, 5260 MHz, Port 3, Radio 0, 8x8 ....189
Plot 444. Conducted Output Power, 802.11n 20 MHz, 5300 MHz, Port 3, Radio 0, 8x8 ....189
Plot 445. Conducted Output Power, 802.11n 20 MHz, 5320 MHz, Port 3, Radio 0, 8x8 ....189
Plot 446. Conducted Output Power, 802.11n 20 MHz, 5500 MHz, Port 3, Radio 0, 8x8 ....190
Plot 447. Conducted Output Power, 802.11n 20 MHz, 5580 MHz, Port 3, Radio 0, 8x8 ....190
Plot 448. Conducted Output Power, 802.11n 20 MHz, 5680 MHz, Port 3, Radio 0, 8x8 ....190
Plot 449. Conducted Output Power, 802.11n 20 MHz, 5700 MHz, Port 3, Radio 0, 8x8 ....191
Plot 450. Conducted Output Power, 802.11n 20 MHz, 5720 MHz, Port 3, Radio 0, 8x8 ....191
Plot 451. Conducted Output Power, 802.11n 20 MHz, 5260 MHz, Port 4, Radio 0, 8x8 ....192
Plot 452. Conducted Output Power, 802.11n 20 MHz, 5300 MHz, Port 4, Radio 0, 8x8 ....192
Plot 453. Conducted Output Power, 802.11n 20 MHz, 5320 MHz, Port 4, Radio 0, 8x8 ....192
Plot 454. Conducted Output Power, 802.11n 20 MHz, 5500 MHz, Port 4, Radio 0, 8x8 ....193
Plot 455. Conducted Output Power, 802.11n 20 MHz, 5580 MHz, Port 4, Radio 0, 8x8 ....193
Plot 456. Conducted Output Power, 802.11n 20 MHz, 5680 MHz, Port 4, Radio 0, 8x8 ....193
Plot 457. Conducted Output Power, 802.11n 20 MHz, 5700 MHz, Port 4, Radio 0, 8x8 ....194
Plot 458. Conducted Output Power, 802.11n 20 MHz, 5720 MHz, Port 4, Radio 0, 8x8 ....194
Plot 459. Conducted Output Power, 802.11n 20 MHz, 5260 MHz, Port 5, Radio 1, 8x8 ....195
Plot 460. Conducted Output Power, 802.11n 20 MHz, 5300 MHz, Port 5, Radio 1, 8x8 ....195
Plot 461. Conducted Output Power, 802.11n 20 MHz, 5320 MHz, Port 5, Radio 1, 8x8 ....195
Plot 462. Conducted Output Power, 802.11n 20 MHz, 5500 MHz, Port 5, Radio 1, 8x8 ....196
Plot 463. Conducted Output Power, 802.11n 20 MHz, 5580 MHz, Port 5, Radio 1, 8x8 ....196
Plot 464. Conducted Output Power, 802.11n 20 MHz, 5680 MHz, Port 5, Radio 0, 8x8 ....196
Plot 465. Conducted Output Power, 802.11n 20 MHz, 5700 MHz, Port 5, Radio 1, 8x8 ....197
Plot 466. Conducted Output Power, 802.11n 20 MHz, 5720 MHz, Port 5, Radio 1, 8x8 ....197
Plot 467. Conducted Output Power, 802.11n 20 MHz, 5260 MHz, Port 6, Radio 1, 8x8 ....198
Plot 468. Conducted Output Power, 802.11n 20 MHz, 5300 MHz, Port 6, Radio 1, 8x8 ....198
Plot 469. Conducted Output Power, 802.11n 20 MHz, 5320 MHz, Port 6, Radio 1, 8x8 ....198
Plot 470. Conducted Output Power, 802.11n 20 MHz, 5500 MHz, Port 6, Radio 1, 8x8 ....199
Plot 471. Conducted Output Power, 802.11n 20 MHz, 5580 MHz, Port 6, Radio 1, 8x8 ....199
Plot 472. Conducted Output Power, 802.11n 20 MHz, 5680 MHz, Port 6, Radio 0, 8x8 ....199
Plot 473. Conducted Output Power, 802.11n 20 MHz, 5700 MHz, Port 6, Radio 1, 8x8 ....200
Plot 474. Conducted Output Power, 802.11n 20 MHz, 5720 MHz, Port 6, Radio 1, 8x8 ....200
Plot 475. Conducted Output Power, 802.11n 20 MHz, 5260 MHz, Port 7, Radio 1, 8x8 ....201
Plot 476. Conducted Output Power, 802.11n 20 MHz, 5300 MHz, Port 7, Radio 1, 8x8 ....201
Plot 477. Conducted Output Power, 802.11n 20 MHz, 5320 MHz, Port 7, Radio 1, 8x8 ....201
Plot 478. Conducted Output Power, 802.11n 20 MHz, 5500 MHz, Port 7, Radio 1, 8x8 ....202
Plot 479. Conducted Output Power, 802.11n 20 MHz, 5580 MHz, Port 7, Radio 1, 8x8 ....202
Plot 480. Conducted Output Power, 802.11n 20 MHz, 5680 MHz, Port 7, Radio 0, 8x8 ....202
Plot 481. Conducted Output Power, 802.11n 20 MHz, 5700 MHz, Port 7, Radio 1, 8x8 ....203
Plot 482. Conducted Output Power, 802.11n 20 MHz, 5720 MHz, Port 7, Radio 1, 8x8 ....203
Plot 483. Conducted Output Power, 802.11n 20 MHz, 5260 MHz, Port 8, Radio 1, 8x8 ....204
Plot 484. Conducted Output Power, 802.11n 20 MHz, 5300 MHz, Port 8, Radio 1, 8x8 ....204
Plot 485. Conducted Output Power, 802.11n 20 MHz, 5320 MHz, Port 8, Radio 1, 8x8 ....204
Plot 486. Conducted Output Power, 802.11n 20 MHz, 5500 MHz, Port 8, Radio 1, 8x8 ....205
Plot 487. Conducted Output Power, 802.11n 20 MHz, 5580 MHz, Port 8, Radio 1, 8x8 ....205
Plot 488. Conducted Output Power, 802.11n 20 MHz, 5680 MHz, Port 8, Radio 0, 8x8 ....205

Plot 489. Conducted Output Power, 802.11n 20 MHz, 5700 MHz, Port 8, Radio 1, 8x8 ....206
Plot 490. Conducted Output Power, 802.11n 20 MHz, 5720 MHz, Port 8, Radio 1, 8x8 ....206
Plot 491. Conducted Output Power, 802.11n 40 MHz, 5270 MHz, Port 1, Radio 0, 8x8 ....207
Plot 492. Conducted Output Power, 802.11n 40 MHz, 5310 MHz, Port 1, Radio 0, 8x8 ....207
Plot 493. Conducted Output Power, 802.11n 40 MHz, 5510 MHz, Port 1, Radio 0, 8x8 ....207
Plot 494. Conducted Output Power, 802.11n 40 MHz, 5550 MHz, Port 1, Radio 0, 8x8 ....208
Plot 495. Conducted Output Power, 802.11n 40 MHz, 5670 MHz, Port 1, Radio 0, 8x8 ....208
Plot 496. Conducted Output Power, 802.11n 40 MHz, 5710 MHz, Port 1, Radio 0, 8x8 ....208
Plot 497. Conducted Output Power, 802.11n 40 MHz, 5270 MHz, Port 2, Radio 0, 8x8 ....209
Plot 498. Conducted Output Power, 802.11n 40 MHz, 5310 MHz, Port 2, Radio 0, 8x8 ....209
Plot 499. Conducted Output Power, 802.11n 40 MHz, 5510 MHz, Port 2, Radio 0, 8x8 ....209
Plot 500. Conducted Output Power, 802.11n 40 MHz, 5550 MHz, Port 2, Radio 0, 8x8 ....210
Plot 501. Conducted Output Power, 802.11n 40 MHz, 5670 MHz, Port 2, Radio 0, 8x8 ....210
Plot 502. Conducted Output Power, 802.11n 40 MHz, 5710 MHz, Port 2, Radio 0, 8x8 ....210
Plot 503. Conducted Output Power, 802.11n 40 MHz, 5270 MHz, Port 3, Radio 0, 8x8 ....211
Plot 504. Conducted Output Power, 802.11n 40 MHz, 5310 MHz, Port 3, Radio 0, 8x8 ....211
Plot 505. Conducted Output Power, 802.11n 40 MHz, 5510 MHz, Port 3, Radio 0, 8x8 ....211
Plot 506. Conducted Output Power, 802.11n 40 MHz, 5550 MHz, Port 3, Radio 0, 8x8 ....212
Plot 507. Conducted Output Power, 802.11n 40 MHz, 5670 MHz, Port 3, Radio 0, 8x8 ....212
Plot 508. Conducted Output Power, 802.11n 40 MHz, 5710 MHz, Port 3, Radio 0, 8x8 ....212
Plot 509. Conducted Output Power, 802.11n 40 MHz, 5270 MHz, Port 4, Radio 0, 8x8 ....213
Plot 510. Conducted Output Power, 802.11n 40 MHz, 5310 MHz, Port 4, Radio 0, 8x8 ....213
Plot 511. Conducted Output Power, 802.11n 40 MHz, 5510 MHz, Port 4, Radio 0, 8x8 ....213
Plot 512. Conducted Output Power, 802.11n 40 MHz, 5550 MHz, Port 4, Radio 0, 8x8 ....214
Plot 513. Conducted Output Power, 802.11n 40 MHz, 5670 MHz, Port 4, Radio 0, 8x8 ....214
Plot 514. Conducted Output Power, 802.11n 40 MHz, 5710 MHz, Port 4, Radio 0, 8x8 ....214
Plot 515. Conducted Output Power, 802.11n 40 MHz, 5270 MHz, Port 5, Radio 1, 8x8 ....215
Plot 516. Conducted Output Power, 802.11n 40 MHz, 5310 MHz, Port 5, Radio 1, 8x8 ....215
Plot 517. Conducted Output Power, 802.11n 40 MHz, 5510 MHz, Port 5, Radio 1, 8x8 ....215
Plot 518. Conducted Output Power, 802.11n 40 MHz, 5550 MHz, Port 5, Radio 1, 8x8 ....216
Plot 519. Conducted Output Power, 802.11n 40 MHz, 5670 MHz, Port 5, Radio 1, 8x8 ....216
Plot 520. Conducted Output Power, 802.11n 40 MHz, 5710 MHz, Port 5, Radio 1, 8x8 ....216
Plot 521. Conducted Output Power, 802.11n 40 MHz, 5270 MHz, Port 6, Radio 1, 8x8 ....217
Plot 522. Conducted Output Power, 802.11n 40 MHz, 5310 MHz, Port 6, Radio 1, 8x8 ....217
Plot 523. Conducted Output Power, 802.11n 40 MHz, 5510 MHz, Port 6, Radio 1, 8x8 ....217
Plot 524. Conducted Output Power, 802.11n 40 MHz, 5550 MHz, Port 6, Radio 1, 8x8 ....218
Plot 525. Conducted Output Power, 802.11n 40 MHz, 5670 MHz, Port 6, Radio 1, 8x8 ....218
Plot 526. Conducted Output Power, 802.11n 40 MHz, 5710 MHz, Port 6, Radio 1, 8x8 ....218
Plot 527. Conducted Output Power, 802.11n 40 MHz, 5270 MHz, Port 7, Radio 1, 8x8 ....219
Plot 528. Conducted Output Power, 802.11n 40 MHz, 5310 MHz, Port 7, Radio 1, 8x8 ....219
Plot 529. Conducted Output Power, 802.11n 40 MHz, 5510 MHz, Port 7, Radio 1, 8x8 ....219
Plot 530. Conducted Output Power, 802.11n 40 MHz, 5550 MHz, Port 7, Radio 1, 8x8 ....220
Plot 531. Conducted Output Power, 802.11n 40 MHz, 5670 MHz, Port 7, Radio 1, 8x8 ....220
Plot 532. Conducted Output Power, 802.11n 40 MHz, 5710 MHz, Port 7, Radio 1, 8x8 ....220
Plot 533. Conducted Output Power, 802.11n 40 MHz, 5270 MHz, Port 8, Radio 1, 8x8 ....221
Plot 534. Conducted Output Power, 802.11n 40 MHz, 5310 MHz, Port 8, Radio 1, 8x8 ....221
Plot 535. Conducted Output Power, 802.11n 40 MHz, 5510 MHz, Port 8, Radio 1, 8x8 ....221
Plot 536. Conducted Output Power, 802.11n 40 MHz, 5550 MHz, Port 8, Radio 1, 8x8 ....222
Plot 537. Conducted Output Power, 802.11n 40 MHz, 5670 MHz, Port 8, Radio 1, 8x8 ....222
Plot 538. Conducted Output Power, 802.11n 40 MHz, 5710 MHz, Port 8, Radio 1, 8x8 ....222
Plot 539. Power Spectral Density, 802.11a, 5260 MHz, Port 1, Radio 0, 4x8 ....228
Plot 540. Power Spectral Density, 802.11a, 5300 MHz, Port 1, Radio 0, 4x8 ....228
Plot 541. Power Spectral Density, 802.11a, 5320 MHz, Port 1, Radio 0, 4x8 ....228
Plot 542. Power Spectral Density, 802.11a, 5500 MHz, Port 1, Radio 0, 4x8 ....229
Plot 543. Power Spectral Density, 802.11a, 5580 MHz, Port 1, Radio 0, 4x8 ....229
Plot 544. Power Spectral Density, 802.11a, 5680 MHz, Port 1, Radio 0, 4x8 ....229

Plot 545. Power Spectral Density, 802.11a, 5700 MHz, Port 1, Radio 0, 4x8 ....230
Plot 546. Power Spectral Density, 802.11a, 5720 MHz, Port 1, Radio 0, 4x8 ....230
Plot 547. Power Spectral Density, 802.11a, 5260 MHz, Port 2, Radio 0, 4x8 ....231
Plot 548. Power Spectral Density, 802.11a, 5300 MHz, Port 2, Radio 0, 4x8 ....231
Plot 549. Power Spectral Density, 802.11a, 5320 MHz, Port 2, Radio 0, 4x8 ....231
Plot 550. Power Spectral Density, 802.11a, 5500 MHz, Port 2, Radio 0, 4x8 ....232
Plot 551. Power Spectral Density, 802.11a, 5580 MHz, Port 2, Radio 0, 4x8 ....232
Plot 552. Power Spectral Density, 802.11a, 5680 MHz, Port 2, Radio 0, 4x8 ....232
Plot 553. Power Spectral Density, 802.11a, 5700 MHz, Port 2, Radio 0, 4x8 ....233
Plot 554. Power Spectral Density, 802.11a, 5720 MHz, Port 2, Radio 0, 4x8 ....233
Plot 555. Power Spectral Density, 802.11a, 5260 MHz, Port 3, Radio 0, 4x8 ....234
Plot 556. Power Spectral Density, 802.11a, 5300 MHz, Port 3, Radio 0, 4x8 ....234
Plot 557. Power Spectral Density, 802.11a, 5320 MHz, Port 3, Radio 0, 4x8 ....234
Plot 558. Power Spectral Density, 802.11a, 5500 MHz, Port 3, Radio 0, 4x8 ....235
Plot 559. Power Spectral Density, 802.11a, 5580 MHz, Port 3, Radio 0, 4x8 ....235
Plot 560. Power Spectral Density, 802.11a, 5680 MHz, Port 3, Radio 0, 4x8 ....235
Plot 561. Power Spectral Density, 802.11a, 5700 MHz, Port 3, Radio 0, 4x8 ....236
Plot 562. Power Spectral Density, 802.11a, 5720 MHz, Port 3, Radio 0, 4x8 ....236
Plot 563. Power Spectral Density, 802.11a, 5260 MHz, Port 4, Radio 0, 4x8 ....237
Plot 564. Power Spectral Density, 802.11a, 5300 MHz, Port 4, Radio 0, 4x8 ....237
Plot 565. Power Spectral Density, 802.11a, 5320 MHz, Port 4, Radio 0, 4x8 ....237
Plot 566. Power Spectral Density, 802.11a, 5500 MHz, Port 4, Radio 0, 4x8 ....238
Plot 567. Power Spectral Density, 802.11a, 5580 MHz, Port 4, Radio 0, 4x8 ....238
Plot 568. Power Spectral Density, 802.11a, 5680 MHz, Port 4, Radio 0, 4x8 ....238
Plot 569. Power Spectral Density, 802.11a, 5700 MHz, Port 4, Radio 0, 4x8 ....239
Plot 570. Power Spectral Density, 802.11a, 5720 MHz, Port 4, Radio 0, 4x8 ....239
Plot 571. Power Spectral Density, 802.11ac 20 MHz, 5260 MHz, Port 1, Radio 0, 4x8 ....240
Plot 572. Power Spectral Density, 802.11ac 20 MHz, 5300 MHz, Port 1, Radio 0, 4x8 ....240
Plot 573. Power Spectral Density, 802.11ac 20 MHz, 5320 MHz, Port 1, Radio 0, 4x8 ....240
Plot 574. Power Spectral Density, 802.11ac 20 MHz, 5500 MHz, Port 1, Radio 0, 4x8 ....241
Plot 575. Power Spectral Density, 802.11ac 20 MHz, 5580 MHz, Port 1, Radio 0, 4x8 ....241
Plot 576. Power Spectral Density, 802.11ac 20 MHz, 5680 MHz, Port 1, Radio 0, 4x8 ....241
Plot 577. Power Spectral Density, 802.11ac 20 MHz, 5700 MHz, Port 1, Radio 0, 4x8 ....242
Plot 578. Power Spectral Density, 802.11ac 20 MHz, 5720 MHz, Port 1, Radio 0, 4x8 ....242
Plot 579. Power Spectral Density, 802.11ac 20 MHz, 5260 MHz, Port 2, Radio 0, 4x8 ....243
Plot 580. Power Spectral Density, 802.11ac 20 MHz, 5300 MHz, Port 2, Radio 0, 4x8 ....243
Plot 581. Power Spectral Density, 802.11ac 20 MHz, 5320 MHz, Port 2, Radio 0, 4x8 ....243
Plot 582. Power Spectral Density, 802.11ac 20 MHz, 5500 MHz, Port 2, Radio 0, 4x8 ....244
Plot 583. Power Spectral Density, 802.11ac 20 MHz, 5580 MHz, Port 2, Radio 0, 4x8 ....244
Plot 584. Power Spectral Density, 802.11ac 20 MHz, 5680 MHz, Port 2, Radio 0, 4x8 ....244
Plot 585. Power Spectral Density, 802.11ac 20 MHz, 5700 MHz, Port 2, Radio 0, 4x8 ....245
Plot 586. Power Spectral Density, 802.11ac 20 MHz, 5720 MHz, Port 2, Radio 0, 4x8 ....245
Plot 587. Power Spectral Density, 802.11ac 20 MHz, 5260 MHz, Port 3, Radio 0, 4x8 ....246
Plot 588. Power Spectral Density, 802.11ac 20 MHz, 5300 MHz, Port 3, Radio 0, 4x8 ....246
Plot 589. Power Spectral Density, 802.11ac 20 MHz, 5320 MHz, Port 3, Radio 0, 4x8 ....246
Plot 590. Power Spectral Density, 802.11ac 20 MHz, 5500 MHz, Port 3, Radio 0, 4x8 ....247
Plot 591. Power Spectral Density, 802.11ac 20 MHz, 5580 MHz, Port 3, Radio 0, 4x8 ....247
Plot 592. Power Spectral Density, 802.11ac 20 MHz, 5680 MHz, Port 3, Radio 0, 4x8 ....247
Plot 593. Power Spectral Density, 802.11ac 20 MHz, 5700 MHz, Port 3, Radio 0, 4x8 ....248
Plot 594. Power Spectral Density, 802.11ac 20 MHz, 5720 MHz, Port 3, Radio 0, 4x8 ....248
Plot 595. Power Spectral Density, 802.11ac 20 MHz, 5260 MHz, Port 4, Radio 0, 4x8 ....249
Plot 596. Power Spectral Density, 802.11ac 20 MHz, 5300 MHz, Port 4, Radio 0, 4x8 ....249
Plot 597. Power Spectral Density, 802.11ac 20 MHz, 5320 MHz, Port 4, Radio 0, 4x8 ....249
Plot 598. Power Spectral Density, 802.11ac 20 MHz, 5500 MHz, Port 4, Radio 0, 4x8 ....250
Plot 599. Power Spectral Density, 802.11ac 20 MHz, 5580 MHz, Port 4, Radio 0, 4x8 ....250
Plot 600. Power Spectral Density, 802.11ac 20 MHz, 5680 MHz, Port 4, Radio 0, 4x8 ....250

Plot 601. Power Spectral Density, 802.11ac 20 MHz, 5700 MHz, Port 4, Radio 0, 4x8 ....251
Plot 602. Power Spectral Density, 802.11ac 20 MHz, 5720 MHz, Port 4, Radio 0, 4x8 ....251
Plot 603. Power Spectral Density, 802.11ac 40 MHz, 5270 MHz, Port 1, Radio 0, 4x8 ....252
Plot 604. Power Spectral Density, 802.11ac 40 MHz, 5310 MHz, Port 1, Radio 0, 4x8 ....252
Plot 605. Power Spectral Density, 802.11ac 40 MHz, 5510 MHz, Port 1, Radio 0, 4x8 ....252
Plot 606. Power Spectral Density, 802.11ac 40 MHz, 5550 MHz, Port 1, Radio 0, 4x8 ....253
Plot 607. Power Spectral Density, 802.11ac 40 MHz, 5670 MHz, Port 1, Radio 0, 4x8 ....253
Plot 608. Power Spectral Density, 802.11ac 40 MHz, 5710 MHz, Port 1, Radio 0, 4x8 ....253
Plot 609. Power Spectral Density, 802.11ac 40 MHz, 5270 MHz, Port 2, Radio 0, 4x8 ....254
Plot 610. Power Spectral Density, 802.11ac 40 MHz, 5310 MHz, Port 2, Radio 0, 4x8 ....254
Plot 611. Power Spectral Density, 802.11ac 40 MHz, 5510 MHz, Port 2, Radio 0, 4x8 ....254
Plot 612. Power Spectral Density, 802.11ac 40 MHz, 5550 MHz, Port 2, Radio 0, 4x8 ....255
Plot 613. Power Spectral Density, 802.11ac 40 MHz, 5670 MHz, Port 2, Radio 0, 4x8 ....255
Plot 614. Power Spectral Density, 802.11ac 40 MHz, 5710 MHz, Port 2, Radio 0, 4x8 ....255
Plot 615. Power Spectral Density, 802.11ac 40 MHz, 5270 MHz, Port 3, Radio 0, 4x8 ....256
Plot 616. Power Spectral Density, 802.11ac 40 MHz, 5310 MHz, Port 3, Radio 0, 4x8 ....256
Plot 617. Power Spectral Density, 802.11ac 40 MHz, 5510 MHz, Port 3, Radio 0, 4x8 ....256
Plot 618. Power Spectral Density, 802.11ac 40 MHz, 5550 MHz, Port 3, Radio 0, 4x8 ....257
Plot 619. Power Spectral Density, 802.11ac 40 MHz, 5670 MHz, Port 3, Radio 0, 4x8 ....257
Plot 620. Power Spectral Density, 802.11ac 40 MHz, 5710 MHz, Port 3, Radio 0, 4x8 ....257
Plot 621. Power Spectral Density, 802.11ac 40 MHz, 5270 MHz, Port 4, Radio 0, 4x8 ....258
Plot 622. Power Spectral Density, 802.11ac 40 MHz, 5310 MHz, Port 4, Radio 0, 4x8 ....258
Plot 623. Power Spectral Density, 802.11ac 40 MHz, 5510 MHz, Port 4, Radio 0, 4x8 ....258
Plot 624. Power Spectral Density, 802.11ac 40 MHz, 5550 MHz, Port 4, Radio 0, 4x8 ....259
Plot 625. Power Spectral Density, 802.11ac 40 MHz, 5670 MHz, Port 4, Radio 0, 4x8 ....259
Plot 626. Power Spectral Density, 802.11ac 40 MHz, 5710 MHz, Port 4, Radio 0, 4x8 ....259
Plot 627. Power Spectral Density, 802.11ac 80 MHz, 5290 MHz, Port 1, Radio 0, 4x8 ....260
Plot 628. Power Spectral Density, 802.11ac 80 MHz, 5530 MHz, Port 1, Radio 0, 4x8 ....260
Plot 629. Power Spectral Density, 802.11ac 80 MHz, 5610 MHz, Port 1, Radio 0, 4x8 ....260
Plot 630. Power Spectral Density, 802.11ac 80 MHz, 5690 MHz, Port 1, Radio 0, 4x8 ....261
Plot 631. Power Spectral Density, 802.11ac 80 MHz, 5290 MHz, Port 2, Radio 0, 4x8 ....262
Plot 632. Power Spectral Density, 802.11ac 80 MHz, 5530 MHz, Port 2, Radio 0, 4x8 ....262
Plot 633. Power Spectral Density, 802.11ac 80 MHz, 5610 MHz, Port 2, Radio 0, 4x8 ....262
Plot 634. Power Spectral Density, 802.11ac 80 MHz, 5690 MHz, Port 2, Radio 0, 4x8 ....263
Plot 635. Power Spectral Density, 802.11ac 80 MHz, 5290 MHz, Port 3, Radio 0, 4x8 ....264
Plot 636. Power Spectral Density, 802.11ac 80 MHz, 5530 MHz, Port 3, Radio 0, 4x8 ....264
Plot 637. Power Spectral Density, 802.11ac 80 MHz, 5610 MHz, Port 3, Radio 0, 4x8 ....264
Plot 638. Power Spectral Density, 802.11ac 80 MHz, 5690 MHz, Port 3, Radio 0, 4x8 ....265
Plot 639. Power Spectral Density, 802.11ac 80 MHz, 5290 MHz, Port 4, Radio 0, 4x8 ....266
Plot 640. Power Spectral Density, 802.11ac 80 MHz, 5530 MHz, Port 4, Radio 0, 4x8 ....266
Plot 641. Power Spectral Density, 802.11ac 80 MHz, 5610 MHz, Port 4, Radio 0, 4x8 ....266
Plot 642. Power Spectral Density, 802.11ac 80 MHz, 5690 MHz, Port 4, Radio 0, 4x8 ....267
Plot 643. Power Spectral Density, 802.11ac 160 MHz, 5250 MHz, Port 1, Radio 0, 4x8 ....268
Plot 644. Power Spectral Density, 802.11ac 160 MHz, 5570 MHz, Port 1, Radio 0, 4x8 ....268
Plot 645. Power Spectral Density, 802.11ac 160 MHz, 5250 MHz, Port 2, Radio 0, 4x8 ....269
Plot 646. Power Spectral Density, 802.11ac 160 MHz, 5570 MHz, Port 2, Radio 0, 4x8 ....269
Plot 647. Power Spectral Density, 802.11ac 160 MHz, 5250 MHz, Port 3, Radio 0, 4x8 ....270
Plot 648. Power Spectral Density, 802.11ac 160 MHz, 5570 MHz, Port 3, Radio 0, 4x8 ....270
Plot 649. Power Spectral Density, 802.11ac 160 MHz, 5250 MHz, Port 4, Radio 0, 4x8 ....271
Plot 650. Power Spectral Density, 802.11ac 160 MHz, 5570 MHz, Port 4, Radio 0, 4x8 ....271
Plot 651. Power Spectral Density, 802.11n 20 MHz, 5260 MHz, Port 1, Radio 0, 4x8 ....272
Plot 652. Power Spectral Density, 802.11n 20 MHz, 5300 MHz, Port 1, Radio 0, 4x8 ....272
Plot 653. Power Spectral Density, 802.11n 20 MHz, 5320 MHz, Port 1, Radio 0, 4x8 ....272
Plot 654. Power Spectral Density, 802.11n 20 MHz, 5500 MHz, Port 1, Radio 0, 4x8 ....273
Plot 655. Power Spectral Density, 802.11n 20 MHz, 5580 MHz, Port 1, Radio 0, 4x8 ....273
Plot 656. Power Spectral Density, 802.11n 20 MHz, 5680 MHz, Port 1, Radio 0, 4x8 ....273

Plot 657. Power Spectral Density, 802.11n 20 MHz, 5700 MHz, Port 1, Radio 0, 4x8 ....274
Plot 658. Power Spectral Density, 802.11n 20 MHz, 5720 MHz, Port 1, Radio 0, 4x8 ....274
Plot 659. Power Spectral Density, 802.11n 20 MHz, 5260 MHz, Port 2, Radio 0, 4x8 ....275
Plot 660. Power Spectral Density, 802.11n 20 MHz, 5300 MHz, Port 2, Radio 0, 4x8 ....275
Plot 661. Power Spectral Density, 802.11n 20 MHz, 5320 MHz, Port 2, Radio 0, 4x8 ....275
Plot 662. Power Spectral Density, 802.11n 20 MHz, 5500 MHz, Port 2, Radio 0, 4x8 ....276
Plot 663. Power Spectral Density, 802.11n 20 MHz, 5580 MHz, Port 2, Radio 0, 4x8 ....276
Plot 664. Power Spectral Density, 802.11n 20 MHz, 5680 MHz, Port 2, Radio 0, 4x8 ....276
Plot 665. Power Spectral Density, 802.11n 20 MHz, 5700 MHz, Port 2, Radio 0, 4x8 ....277
Plot 666. Power Spectral Density, 802.11n 20 MHz, 5720 MHz, Port 2, Radio 0, 4x8 ....277
Plot 667. Power Spectral Density, 802.11n 20 MHz, 5260 MHz, Port 3, Radio 0, 4x8 ....278
Plot 668. Power Spectral Density, 802.11n 20 MHz, 5300 MHz, Port 3, Radio 0, 4x8 ....278
Plot 669. Power Spectral Density, 802.11n 20 MHz, 5320 MHz, Port 3, Radio 0, 4x8 ....278
Plot 670. Power Spectral Density, 802.11n 20 MHz, 5500 MHz, Port 3, Radio 0, 4x8 ....279
Plot 671. Power Spectral Density, 802.11n 20 MHz, 5580 MHz, Port 3, Radio 0, 4x8 ....279
Plot 672. Power Spectral Density, 802.11n 20 MHz, 5680 MHz, Port 3, Radio 0, 4x8 ....279
Plot 673. Power Spectral Density, 802.11n 20 MHz, 5700 MHz, Port 3, Radio 0, 4x8 ....280
Plot 674. Power Spectral Density, 802.11n 20 MHz, 5720 MHz, Port 3, Radio 0, 4x8 ....280
Plot 675. Power Spectral Density, 802.11n 20 MHz, 5260 MHz, Port 4, Radio 0, 4x8 ....281
Plot 676. Power Spectral Density, 802.11n 20 MHz, 5300 MHz, Port 4, Radio 0, 4x8 ....281
Plot 677. Power Spectral Density, 802.11n 20 MHz, 5320 MHz, Port 4, Radio 0, 4x8 ....281
Plot 678. Power Spectral Density, 802.11n 20 MHz, 5500 MHz, Port 4, Radio 0, 4x8 ....282
Plot 679. Power Spectral Density, 802.11n 20 MHz, 5580 MHz, Port 4, Radio 0, 4x8 ....282
Plot 680. Power Spectral Density, 802.11n 20 MHz, 5680 MHz, Port 4, Radio 0, 4x8 ....282
Plot 681. Power Spectral Density, 802.11n 20 MHz, 5700 MHz, Port 4, Radio 0, 4x8 ....283
Plot 682. Power Spectral Density, 802.11n 20 MHz, 5720 MHz, Port 4, Radio 0, 4x8 ....283
Plot 683. Power Spectral Density, 802.11n 40 MHz, 5270 MHz, Port 1, Radio 0, 4x8 ....284
Plot 684. Power Spectral Density, 802.11n 40 MHz, 5310 MHz, Port 1, Radio 0, 4x8 ....284
Plot 685. Power Spectral Density, 802.11n 40 MHz, 5510 MHz, Port 1, Radio 0, 4x8 ....284
Plot 686. Power Spectral Density, 802.11n 40 MHz, 5550 MHz, Port 1, Radio 0, 4x8 ....285
Plot 687. Power Spectral Density, 802.11n 40 MHz, 5670 MHz, Port 1, Radio 0, 4x8 ....285
Plot 688. Power Spectral Density, 802.11n 40 MHz, 5710 MHz, Port 1, Radio 0, 4x8 ....285
Plot 689. Power Spectral Density, 802.11n 40 MHz, 5270 MHz, Port 2, Radio 0, 4x8 ....286
Plot 690. Power Spectral Density, 802.11n 40 MHz, 5310 MHz, Port 2, Radio 0, 4x8 ....286
Plot 691. Power Spectral Density, 802.11n 40 MHz, 5510 MHz, Port 2, Radio 0, 4x8 ....286
Plot 692. Power Spectral Density, 802.11n 40 MHz, 5550 MHz, Port 2, Radio 0, 4x8 ....287
Plot 693. Power Spectral Density, 802.11n 40 MHz, 5670 MHz, Port 2, Radio 0, 4x8 ....287
Plot 694. Power Spectral Density, 802.11n 40 MHz, 5710 MHz, Port 2, Radio 0, 4x8 ....287
Plot 695. Power Spectral Density, 802.11n 40 MHz, 5270 MHz, Port 3, Radio 0, 4x8 ....288
Plot 696. Power Spectral Density, 802.11n 40 MHz, 5310 MHz, Port 3, Radio 0, 4x8 ....288
Plot 697. Power Spectral Density, 802.11n 40 MHz, 5510 MHz, Port 3, Radio 0, 4x8 ....288
Plot 698. Power Spectral Density, 802.11n 40 MHz, 5550 MHz, Port 3, Radio 0, 4x8 ....289
Plot 699. Power Spectral Density, 802.11n 40 MHz, 5670 MHz, Port 3, Radio 0, 4x8 ....289
Plot 700. Power Spectral Density, 802.11n 40 MHz, 5710 MHz, Port 3, Radio 0, 4x8 ....289
Plot 701. Power Spectral Density, 802.11n 40 MHz, 5270 MHz, Port 4, Radio 0, 4x8 ....290
Plot 702. Power Spectral Density, 802.11n 40 MHz, 5310 MHz, Port 4, Radio 0, 4x8 ....290
Plot 703. Power Spectral Density, 802.11n 40 MHz, 5510 MHz, Port 4, Radio 0, 4x8 ....290
Plot 704. Power Spectral Density, 802.11n 40 MHz, 5550 MHz, Port 4, Radio 0, 4x8 ....291
Plot 705. Power Spectral Density, 802.11n 40 MHz, 5670 MHz, Port 4, Radio 0, 4x8 ....291
Plot 706. Power Spectral Density, 802.11n 40 MHz, 5710 MHz, Port 4, Radio 0, 4x8 ....291
Plot 707. Power Spectral Density, 802.11a, 5260 MHz, Port 1, Radio 0, 8x8 ....292
Plot 708. Power Spectral Density, 802.11a, 5300 MHz, Port 1, Radio 0, 8x8 ....292
Plot 709. Power Spectral Density, 802.11a, 5320 MHz, Port 1, Radio 0, 8x8 ....292
Plot 710. Power Spectral Density, 802.11a, 5500 MHz, Port 1, Radio 0, 8x8 ....293
Plot 711. Power Spectral Density, 802.11a, 5580 MHz, Port 1, Radio 0, 8x8 ....293
Plot 712. Power Spectral Density, 802.11a, 5680 MHz, Port 1, Radio 0, 8x8 ....293

Plot 713. Power Spectral Density, 802.11a, 5700 MHz, Port 1, Radio 0, 8x8 ....294
Plot 714. Power Spectral Density, 802.11a, 5720 MHz, Port 1, Radio 0, 8x8 ....294
Plot 715. Power Spectral Density, 802.11a, 5260 MHz, Port 2, Radio 0, 8x8 ....295
Plot 716. Power Spectral Density, 802.11a, 5300 MHz, Port 2, Radio 0, 8x8 ....295
Plot 717. Power Spectral Density, 802.11a, 5320 MHz, Port 2, Radio 0, 8x8 ....295
Plot 718. Power Spectral Density, 802.11a, 5500 MHz, Port 2, Radio 0, 8x8 ....296
Plot 719. Power Spectral Density, 802.11a, 5580 MHz, Port 2, Radio 0, 8x8 ....296
Plot 720. Power Spectral Density, 802.11a, 5680 MHz, Port 2, Radio 0, 8x8 ....296
Plot 721. Power Spectral Density, 802.11a, 5700 MHz, Port 2, Radio 0, 8x8 ....297
Plot 722. Power Spectral Density, 802.11a, 5720 MHz, Port 2, Radio 0, 8x8 ....297
Plot 723. Power Spectral Density, 802.11a, 5260 MHz, Port 3, Radio 0, 8x8 ....298
Plot 724. Power Spectral Density, 802.11a, 5300 MHz, Port 3, Radio 0, 8x8 ....298
Plot 725. Power Spectral Density, 802.11a, 5320 MHz, Port 3, Radio 0, 8x8 ....298
Plot 726. Power Spectral Density, 802.11a, 5500 MHz, Port 3, Radio 0, 8x8 ....299
Plot 727. Power Spectral Density, 802.11a, 5580 MHz, Port 3, Radio 0, 8x8 ....299
Plot 728. Power Spectral Density, 802.11a, 5680 MHz, Port 3, Radio 0, 8x8 ....299
Plot 729. Power Spectral Density, 802.11a, 5700 MHz, Port 3, Radio 0, 8x8 ....300
Plot 730. Power Spectral Density, 802.11a, 5720 MHz, Port 3, Radio 0, 8x8 ....300
Plot 731. Power Spectral Density, 802.11a, 5260 MHz, Port 4, Radio 0, 8x8 ....301
Plot 732. Power Spectral Density, 802.11a, 5300 MHz, Port 4, Radio 0, 8x8 ....301
Plot 733. Power Spectral Density, 802.11a, 5320 MHz, Port 4, Radio 0, 8x8 ....301
Plot 734. Power Spectral Density, 802.11a, 5500 MHz, Port 4, Radio 0, 8x8 ....302
Plot 735. Power Spectral Density, 802.11a, 5580 MHz, Port 4, Radio 0, 8x8 ....302
Plot 736. Power Spectral Density, 802.11a, 5680 MHz, Port 4, Radio 0, 8x8 ....302
Plot 737. Power Spectral Density, 802.11a, 5700 MHz, Port 4, Radio 0, 8x8 ....303
Plot 738. Power Spectral Density, 802.11a, 5720 MHz, Port 4, Radio 0, 8x8 ....303
Plot 739. Power Spectral Density, 802.11a, 5260 MHz, Port 5, Radio 1, 8x8 ....304
Plot 740. Power Spectral Density, 802.11a, 5300 MHz, Port 5, Radio 1, 8x8 ....304
Plot 741. Power Spectral Density, 802.11a, 5320 MHz, Port 5, Radio 1, 8x8 ....304
Plot 742. Power Spectral Density, 802.11a, 5500 MHz, Port 5, Radio 1, 8x8 ....305
Plot 743. Power Spectral Density, 802.11a, 5580 MHz, Port 5, Radio 1, 8x8 ....305
Plot 744. Power Spectral Density, 802.11a, 5680 MHz, Port 5, Radio 1, 8x8 ....305
Plot 745. Power Spectral Density, 802.11a, 5700 MHz, Port 5, Radio 1, 8x8 ....306
Plot 746. Power Spectral Density, 802.11a, 5720 MHz, Port 5, Radio 1, 8x8 ....306
Plot 747. Power Spectral Density, 802.11a, 5260 MHz, Port 6, Radio 1, 8x8 ....307
Plot 748. Power Spectral Density, 802.11a, 5300 MHz, Port 6, Radio 1, 8x8 ....307
Plot 749. Power Spectral Density, 802.11a, 5320 MHz, Port 6, Radio 1, 8x8 ....307
Plot 750. Power Spectral Density, 802.11a, 5500 MHz, Port 6, Radio 1, 8x8 ....308
Plot 751. Power Spectral Density, 802.11a, 5580 MHz, Port 6, Radio 1, 8x8 ....308
Plot 752. Power Spectral Density, 802.11a, 5680 MHz, Port 6, Radio 1, 8x8 ....308
Plot 753. Power Spectral Density, 802.11a, 5700 MHz, Port 6, Radio 1, 8x8 ....309
Plot 754. Power Spectral Density, 802.11a, 5720 MHz, Port 6, Radio 1, 8x8 ....309
Plot 755. Power Spectral Density, 802.11a, 5260 MHz, Port 7, Radio 1, 8x8 ....310
Plot 756. Power Spectral Density, 802.11a, 5300 MHz, Port 7, Radio 1, 8x8 ....310
Plot 757. Power Spectral Density, 802.11a, 5320 MHz, Port 7, Radio 1, 8x8 ....310
Plot 758. Power Spectral Density, 802.11a, 5500 MHz, Port 7, Radio 1, 8x8 ....311
Plot 759. Power Spectral Density, 802.11a, 5580 MHz, Port 7, Radio 1, 8x8 ....311
Plot 760. Power Spectral Density, 802.11a, 5680 MHz, Port 7, Radio 1, 8x8 ....311
Plot 761. Power Spectral Density, 802.11a, 5700 MHz, Port 7, Radio 1, 8x8 ....312
Plot 762. Power Spectral Density, 802.11a, 5720 MHz, Port 7, Radio 1, 8x8 ....312
Plot 763. Power Spectral Density, 802.11a, 5260 MHz, Port 8, Radio 1, 8x8 ....313
Plot 764. Power Spectral Density, 802.11a, 5300 MHz, Port 8, Radio 1, 8x8 ....313
Plot 765. Power Spectral Density, 802.11a, 5320 MHz, Port 8, Radio 1, 8x8 ....313
Plot 766. Power Spectral Density, 802.11a, 5500 MHz, Port 8, Radio 1, 8x8 ....314
Plot 767. Power Spectral Density, 802.11a, 5580 MHz, Port 8, Radio 1, 8x8 ....314
Plot 768. Power Spectral Density, 802.11a, 5680 MHz, Port 8, Radio 1, 8x8 ....314

Plot 769. Power Spectral Density, 802.11a, 5700 MHz, Port 8, Radio 1, 8x8 ....315
Plot 770. Power Spectral Density, 802.11a, 5720 MHz, Port 8, Radio 1, 8x8 ....315
Plot 771. Power Spectral Density, 802.11ac 20 MHz, 5260 MHz, Port 1, Radio 0, 8x8 ....316
Plot 772. Power Spectral Density, 802.11ac 20 MHz, 5300 MHz, Port 1, Radio 0, 8x8 ....316
Plot 773. Power Spectral Density, 802.11ac 20 MHz, 5320 MHz, Port 1, Radio 0, 8x8 ....316
Plot 774. Power Spectral Density, 802.11ac 20 MHz, 5500 MHz, Port 1, Radio 0, 8x8 ....317
Plot 775. Power Spectral Density, 802.11ac 20 MHz, 5580 MHz, Port 1, Radio 0, 8x8 ....317
Plot 776. Power Spectral Density, 802.11ac 20 MHz, 5680 MHz, Port 1, Radio 0, 8x8 ....317
Plot 777. Power Spectral Density, 802.11ac 20 MHz, 5700 MHz, Port 1, Radio 0, 8x8 ....318
Plot 778. Power Spectral Density, 802.11ac 20 MHz, 5720 MHz, Port 1, Radio 0, 8x8 ....318
Plot 779. Power Spectral Density, 802.11ac 20 MHz, 5260 MHz, Port 2, Radio 0, 8x8 ....319
Plot 780. Power Spectral Density, 802.11ac 20 MHz, 5300 MHz, Port 2, Radio 0, 8x8 ....319
Plot 781. Power Spectral Density, 802.11ac 20 MHz, 5320 MHz, Port 2, Radio 0, 8x8 ....319
Plot 782. Power Spectral Density, 802.11ac 20 MHz, 5500 MHz, Port 2, Radio 0, 8x8 ....320
Plot 783. Power Spectral Density, 802.11ac 20 MHz, 5580 MHz, Port 2, Radio 0, 8x8 ....320
Plot 784. Power Spectral Density, 802.11ac 20 MHz, 5680 MHz, Port 2, Radio 0, 8x8 ....320
Plot 785. Power Spectral Density, 802.11ac 20 MHz, 5700 MHz, Port 2, Radio 0, 8x8 ....321
Plot 786. Power Spectral Density, 802.11ac 20 MHz, 5720 MHz, Port 2, Radio 0, 8x8 ....321
Plot 787. Power Spectral Density, 802.11ac 20 MHz, 5260 MHz, Port 3, Radio 0, 8x8 ....322
Plot 788. Power Spectral Density, 802.11ac 20 MHz, 5300 MHz, Port 3, Radio 0, 8x8 ....322
Plot 789. Power Spectral Density, 802.11ac 20 MHz, 5320 MHz, Port 3, Radio 0, 8x8 ....322
Plot 790. Power Spectral Density, 802.11ac 20 MHz, 5500 MHz, Port 3, Radio 0, 8x8 ....323
Plot 791. Power Spectral Density, 802.11ac 20 MHz, 5580 MHz, Port 3, Radio 0, 8x8 ....323
Plot 792. Power Spectral Density, 802.11ac 20 MHz, 5680 MHz, Port 3, Radio 0, 8x8 ....323
Plot 793. Power Spectral Density, 802.11ac 20 MHz, 5700 MHz, Port 3, Radio 0, 8x8 ....324
Plot 794. Power Spectral Density, 802.11ac 20 MHz, 5720 MHz, Port 3, Radio 0, 8x8 ....324
Plot 795. Power Spectral Density, 802.11ac 20 MHz, 5260 MHz, Port 4, Radio 0, 8x8 ....325
Plot 796. Power Spectral Density, 802.11ac 20 MHz, 5300 MHz, Port 4, Radio 0, 8x8 ....325
Plot 797. Power Spectral Density, 802.11ac 20 MHz, 5320 MHz, Port 4, Radio 0, 8x8 ....325
Plot 798. Power Spectral Density, 802.11ac 20 MHz, 5500 MHz, Port 4, Radio 0, 8x8 ....326
Plot 799. Power Spectral Density, 802.11ac 20 MHz, 5580 MHz, Port 4, Radio 0, 8x8 ....326
Plot 800. Power Spectral Density, 802.11ac 20 MHz, 5680 MHz, Port 4, Radio 0, 8x8 ....326
Plot 801. Power Spectral Density, 802.11ac 20 MHz, 5700 MHz, Port 4, Radio 0, 8x8 ....327
Plot 802. Power Spectral Density, 802.11ac 20 MHz, 5720 MHz, Port 4, Radio 0, 8x8 ....327
Plot 803. Power Spectral Density, 802.11ac 20 MHz, 5260 MHz, Port 5, Radio 1, 8x8 ....328
Plot 804. Power Spectral Density, 802.11ac 20 MHz, 5300 MHz, Port 5, Radio 1, 8x8 ....328
Plot 805. Power Spectral Density, 802.11ac 20 MHz, 5320 MHz, Port 5, Radio 1, 8x8 ....328
Plot 806. Power Spectral Density, 802.11ac 20 MHz, 5500 MHz, Port 5, Radio 1, 8x8 ....329
Plot 807. Power Spectral Density, 802.11ac 20 MHz, 5580 MHz, Port 5, Radio 1, 8x8 ....329
Plot 808. Power Spectral Density, 802.11ac 20 MHz, 5680 MHz, Port 5, Radio 1, 8x8 ....329
Plot 809. Power Spectral Density, 802.11ac 20 MHz, 5700 MHz, Port 5, Radio 1, 8x8 ....330
Plot 810. Power Spectral Density, 802.11ac 20 MHz, 5720 MHz, Port 5, Radio 1, 8x8 ....330
Plot 811. Power Spectral Density, 802.11ac 20 MHz, 5260 MHz, Port 6, Radio 1, 8x8 ....331
Plot 812. Power Spectral Density, 802.11ac 20 MHz, 5300 MHz, Port 6, Radio 1, 8x8 ....331
Plot 813. Power Spectral Density, 802.11ac 20 MHz, 5320 MHz, Port 6, Radio 1, 8x8 ....331
Plot 814. Power Spectral Density, 802.11ac 20 MHz, 5500 MHz, Port 6, Radio 1, 8x8 ....332
Plot 815. Power Spectral Density, 802.11ac 20 MHz, 5580 MHz, Port 6, Radio 1, 8x8 ....332
Plot 816. Power Spectral Density, 802.11ac 20 MHz, 5680 MHz, Port 6, Radio 1, 8x8 ....332
Plot 817. Power Spectral Density, 802.11ac 20 MHz, 5700 MHz, Port 6, Radio 1, 8x8 ....333
Plot 818. Power Spectral Density, 802.11ac 20 MHz, 5720 MHz, Port 6, Radio 1, 8x8 ....333
Plot 819. Power Spectral Density, 802.11ac 20 MHz, 5260 MHz, Port 7, Radio 1, 8x8 ....334
Plot 820. Power Spectral Density, 802.11ac 20 MHz, 5300 MHz, Port 7, Radio 1, 8x8 ....334
Plot 821. Power Spectral Density, 802.11ac 20 MHz, 5320 MHz, Port 7, Radio 1, 8x8 ....334
Plot 822. Power Spectral Density, 802.11ac 20 MHz, 5500 MHz, Port 7, Radio 1, 8x8 ....335
Plot 823. Power Spectral Density, 802.11ac 20 MHz, 5580 MHz, Port 7, Radio 1, 8x8 ....335
Plot 824. Power Spectral Density, 802.11ac 20 MHz, 5680 MHz, Port 7, Radio 1, 8x8 ....335

Plot 825. Power Spectral Density, 802.11ac 20 MHz, 5700 MHz, Port 7, Radio 1, 8x8 ....336
Plot 826. Power Spectral Density, 802.11ac 20 MHz, 5720 MHz, Port 7, Radio 1, 8x8 ....336
Plot 827. Power Spectral Density, 802.11ac 20 MHz, 5260 MHz, Port 8, Radio 1, 8x8 ....337
Plot 828. Power Spectral Density, 802.11ac 20 MHz, 5300 MHz, Port 8, Radio 1, 8x8 ....337
Plot 829. Power Spectral Density, 802.11ac 20 MHz, 5320 MHz, Port 8, Radio 1, 8x8 ....337
Plot 830. Power Spectral Density, 802.11ac 20 MHz, 5500 MHz, Port 8, Radio 1, 8x8 ....338
Plot 831. Power Spectral Density, 802.11ac 20 MHz, 5580 MHz, Port 8, Radio 1, 8x8 ....338
Plot 832. Power Spectral Density, 802.11ac 20 MHz, 5680 MHz, Port 8, Radio 1, 8x8 ....338
Plot 833. Power Spectral Density, 802.11ac 20 MHz, 5700 MHz, Port 8, Radio 1, 8x8 ....339
Plot 834. Power Spectral Density, 802.11ac 20 MHz, 5720 MHz, Port 8, Radio 1, 8x8 ....339
Plot 835. Power Spectral Density, 802.11ac 40 MHz, 5270 MHz, Port 1, Radio 0, 8x8 ....340
Plot 836. Power Spectral Density, 802.11ac 40 MHz, 5310 MHz, Port 1, Radio 0, 8x8 ....340
Plot 837. Power Spectral Density, 802.11ac 40 MHz, 5510 MHz, Port 1, Radio 0, 8x8 ....340
Plot 838. Power Spectral Density, 802.11ac 40 MHz, 5550 MHz, Port 1, Radio 0, 8x8 ....341
Plot 839. Power Spectral Density, 802.11ac 40 MHz, 5670 MHz, Port 1, Radio 0, 8x8 ....341
Plot 840. Power Spectral Density, 802.11ac 40 MHz, 5710 MHz, Port 1, Radio 0, 8x8 ....341
Plot 841. Power Spectral Density, 802.11ac 40 MHz, 5270 MHz, Port 2, Radio 0, 8x8 ....342
Plot 842. Power Spectral Density, 802.11ac 40 MHz, 5310 MHz, Port 2, Radio 0, 8x8 ....342
Plot 843. Power Spectral Density, 802.11ac 40 MHz, 5510 MHz, Port 2, Radio 0, 8x8 ....342
Plot 844. Power Spectral Density, 802.11ac 40 MHz, 5550 MHz, Port 2, Radio 0, 8x8 ....343
Plot 845. Power Spectral Density, 802.11ac 40 MHz, 5670 MHz, Port 2, Radio 0, 8x8 ....343
Plot 846. Power Spectral Density, 802.11ac 40 MHz, 5710 MHz, Port 2, Radio 0, 8x8 ....343
Plot 847. Power Spectral Density, 802.11ac 40 MHz, 5270 MHz, Port 3, Radio 0, 8x8 ....344
Plot 848. Power Spectral Density, 802.11ac 40 MHz, 5310 MHz, Port 3, Radio 0, 8x8 ....344
Plot 849. Power Spectral Density, 802.11ac 40 MHz, 5510 MHz, Port 3, Radio 0, 8x8 ....344
Plot 850. Power Spectral Density, 802.11ac 40 MHz, 5550 MHz, Port 3, Radio 0, 8x8 ....345
Plot 851. Power Spectral Density, 802.11ac 40 MHz, 5670 MHz, Port 3, Radio 0, 8x8 ....345
Plot 852. Power Spectral Density, 802.11ac 40 MHz, 5710 MHz, Port 3, Radio 0, 8x8 ....345
Plot 853. Power Spectral Density, 802.11ac 40 MHz, 5270 MHz, Port 4, Radio 0, 8x8 ....346
Plot 854. Power Spectral Density, 802.11ac 40 MHz, 5310 MHz, Port 4, Radio 0, 8x8 ....346
Plot 855. Power Spectral Density, 802.11ac 40 MHz, 5510 MHz, Port 4, Radio 0, 8x8 ....346
Plot 856. Power Spectral Density, 802.11ac 40 MHz, 5550 MHz, Port 4, Radio 0, 8x8 ....347
Plot 857. Power Spectral Density, 802.11ac 40 MHz, 5670 MHz, Port 4, Radio 0, 8x8 ....347
Plot 858. Power Spectral Density, 802.11ac 40 MHz, 5710 MHz, Port 4, Radio 0, 8x8 ....347
Plot 859. Power Spectral Density, 802.11ac 40 MHz, 5270 MHz, Port 5, Radio 1, 8x8 ....348
Plot 860. Power Spectral Density, 802.11ac 40 MHz, 5310 MHz, Port 5, Radio 1, 8x8 ....348
Plot 861. Power Spectral Density, 802.11ac 40 MHz, 5510 MHz, Port 5, Radio 1, 8x8 ....348
Plot 862. Power Spectral Density, 802.11ac 40 MHz, 5550 MHz, Port 5, Radio 1, 8x8 ....349
Plot 863. Power Spectral Density, 802.11ac 40 MHz, 5670 MHz, Port 5, Radio 1, 8x8 ....349
Plot 864. Power Spectral Density, 802.11ac 40 MHz, 5710 MHz, Port 5, Radio 1, 8x8 ....349
Plot 865. Power Spectral Density, 802.11ac 40 MHz, 5270 MHz, Port 6, Radio 1, 8x8 ....350
Plot 866. Power Spectral Density, 802.11ac 40 MHz, 5310 MHz, Port 6, Radio 1, 8x8 ....350
Plot 867. Power Spectral Density, 802.11ac 40 MHz, 5510 MHz, Port 6, Radio 1, 8x8 ....350
Plot 868. Power Spectral Density, 802.11ac 40 MHz, 5550 MHz, Port 6, Radio 1, 8x8 ....351
Plot 869. Power Spectral Density, 802.11ac 40 MHz, 5670 MHz, Port 6, Radio 1, 8x8 ....351
Plot 870. Power Spectral Density, 802.11ac 40 MHz, 5710 MHz, Port 5, Radio 1, 8x8 ....351
Plot 871. Power Spectral Density, 802.11ac 40 MHz, 5270 MHz, Port 7, Radio 1, 8x8 ....352
Plot 872. Power Spectral Density, 802.11ac 40 MHz, 5310 MHz, Port 7, Radio 1, 8x8 ....352
Plot 873. Power Spectral Density, 802.11ac 40 MHz, 5510 MHz, Port 7, Radio 1, 8x8 ....352
Plot 874. Power Spectral Density, 802.11ac 40 MHz, 5550 MHz, Port 7, Radio 1, 8x8 ....353
Plot 875. Power Spectral Density, 802.11ac 40 MHz, 5670 MHz, Port 7, Radio 1, 8x8 ....353
Plot 876. Power Spectral Density, 802.11ac 40 MHz, 5710 MHz, Port 7, Radio 1, 8x8 ....353
Plot 877. Power Spectral Density, 802.11ac 40 MHz, 5270 MHz, Port 8, Radio 1, 8x8 ....354
Plot 878. Power Spectral Density, 802.11ac 40 MHz, 5310 MHz, Port 8, Radio 1, 8x8 ....354
Plot 879. Power Spectral Density, 802.11ac 40 MHz, 5510 MHz, Port 8, Radio 1, 8x8 ....354
Plot 880. Power Spectral Density, 802.11ac 40 MHz, 5550 MHz, Port 8, Radio 1, 8x8 ....355

Plot 881. Power Spectral Density, 802.11ac 40 MHz, 5670 MHz, Port 8, Radio 1, 8x8 ....355
Plot 882. Power Spectral Density, 802.11ac 40 MHz, 5710 MHz, Port 8, Radio 1, 8x8 ....355
Plot 883. Power Spectral Density, 802.11ac 80 MHz, 5290 MHz, Port 1, Radio 0, 8x8 ....356
Plot 884. Power Spectral Density, 802.11ac 80 MHz, 5530 MHz, Port 1, Radio 0, 8x8 ....356
Plot 885. Power Spectral Density, 802.11ac 80 MHz, 5610 MHz, Port 1, Radio 0, 8x8 ....356
Plot 886. Power Spectral Density, 802.11ac 80 MHz, 5690 MHz, Port 1, Radio 0, 8x8 ....357
Plot 887. Power Spectral Density, 802.11ac 80 MHz, 5290 MHz, Port 2, Radio 0, 8x8 ....358
Plot 888. Power Spectral Density, 802.11ac 80 MHz, 5530 MHz, Port 2, Radio 0, 8x8 ....358
Plot 889. Power Spectral Density, 802.11ac 80 MHz, 5610 MHz, Port 2, Radio 0, 8x8 ....358
Plot 890. Power Spectral Density, 802.11ac 80 MHz, 5690 MHz, Port 2, Radio 0, 8x8 ....359
Plot 891. Power Spectral Density, 802.11ac 80 MHz, 5290 MHz, Port 3, Radio 0, 8x8 ....360
Plot 892. Power Spectral Density, 802.11ac 80 MHz, 5530 MHz, Port 3, Radio 0, 8x8 ....360
Plot 893. Power Spectral Density, 802.11ac 80 MHz, 5610 MHz, Port 3, Radio 0, 8x8 ....360
Plot 894. Power Spectral Density, 802.11ac 80 MHz, 5690 MHz, Port 3, Radio 0, 8x8 ....361
Plot 895. Power Spectral Density, 802.11ac 80 MHz, 5290 MHz, Port 4, Radio 0, 8x8 ....362
Plot 896. Power Spectral Density, 802.11ac 80 MHz, 5530 MHz, Port 4, Radio 0, 8x8 ....362
Plot 897. Power Spectral Density, 802.11ac 80 MHz, 5610 MHz, Port 4, Radio 0, 8x8 ....362
Plot 898. Power Spectral Density, 802.11ac 80 MHz, 5690 MHz, Port 4, Radio 0, 8x8 ....363
Plot 899. Power Spectral Density, 802.11ac 80 MHz, 5290 MHz, Port 5, Radio 1, 8x8 ....364
Plot 900. Power Spectral Density, 802.11ac 80 MHz, 5530 MHz, Port 5, Radio 1, 8x8 ....364
Plot 901. Power Spectral Density, 802.11ac 80 MHz, 5610 MHz, Port 5, Radio 1, 8x8 ....364
Plot 902. Power Spectral Density, 802.11ac 80 MHz, 5690 MHz, Port 5, Radio 1, 8x8 ....365
Plot 903. Power Spectral Density, 802.11ac 80 MHz, 5290 MHz, Port 6, Radio 1, 8x8 ....366
Plot 904. Power Spectral Density, 802.11ac 80 MHz, 5530 MHz, Port 6, Radio 1, 8x8 ....366
Plot 905. Power Spectral Density, 802.11ac 80 MHz, 5610 MHz, Port 6, Radio 1, 8x8 ....366
Plot 906. Power Spectral Density, 802.11ac 80 MHz, 5690 MHz, Port 6, Radio 1, 8x8 ....367
Plot 907. Power Spectral Density, 802.11ac 80 MHz, 5290 MHz, Port 7, Radio 1, 8x8 ....368
Plot 908. Power Spectral Density, 802.11ac 80 MHz, 5530 MHz, Port 7, Radio 1, 8x8 ....368
Plot 909. Power Spectral Density, 802.11ac 80 MHz, 5610 MHz, Port 7, Radio 1, 8x8 ....368
Plot 910. Power Spectral Density, 802.11ac 80 MHz, 5690 MHz, Port 7, Radio 1, 8x8 ....369
Plot 911. Power Spectral Density, 802.11ac 80 MHz, 5290 MHz, Port 8, Radio 1, 8x8 ....370
Plot 912. Power Spectral Density, 802.11ac 80 MHz, 5530 MHz, Port 8, Radio 1, 8x8 ....370
Plot 913. Power Spectral Density, 802.11ac 80 MHz, 5610 MHz, Port 8, Radio 1, 8x8 ....370
Plot 914. Power Spectral Density, 802.11ac 80 MHz, 5690 MHz, Port 8, Radio 1, 8x8 ....371
Plot 915. Power Spectral Density, 802.11ac 160 MHz, 5250 MHz, Port 1, Radio 0, 8x8 ....372
Plot 916. Power Spectral Density, 802.11ac 160 MHz, 5570 MHz, Port 1, Radio 0, 8x8 ....372
Plot 917. Power Spectral Density, 802.11ac 160 MHz, 5250 MHz, Port 2, Radio 0, 8x8 ....373
Plot 918. Power Spectral Density, 802.11ac 160 MHz, 5570 MHz, Port 2, Radio 0, 8x8 ....373
Plot 919. Power Spectral Density, 802.11ac 160 MHz, 5250 MHz, Port 3, Radio 0, 8x8 ....374
Plot 920. Power Spectral Density, 802.11ac 160 MHz, 5570 MHz, Port 3, Radio 0, 8x8 ....374
Plot 921. Power Spectral Density, 802.11ac 160 MHz, 5250 MHz, Port 4, Radio 0, 8x8 ....375
Plot 922. Power Spectral Density, 802.11ac 160 MHz, 5570 MHz, Port 4, Radio 0, 8x8 ....375
Plot 923. Power Spectral Density, 802.11ac 160 MHz, 5250 MHz, Port 5, Radio 1, 8x8 ....376
Plot 924. Power Spectral Density, 802.11ac 160 MHz, 5570 MHz, Port 5, Radio 1, 8x8 ....376
Plot 925. Power Spectral Density, 802.11ac 160 MHz, 5250 MHz, Port 6, Radio 1, 8x8 ....377
Plot 926. Power Spectral Density, 802.11ac 160 MHz, 5570 MHz, Port 6, Radio 1, 8x8 ....377
Plot 927. Power Spectral Density, 802.11ac 160 MHz, 5250 MHz, Port 7, Radio 1, 8x8 ....378
Plot 928. Power Spectral Density, 802.11ac 160 MHz, 5570 MHz, Port 7, Radio 1, 8x8 ....378
Plot 929. Power Spectral Density, 802.11ac 160 MHz, 5250 MHz, Port 8, Radio 1, 8x8 ....379
Plot 930. Power Spectral Density, 802.11ac 160 MHz, 5570 MHz, Port 8, Radio 1, 8x8 ....379
Plot 931. Power Spectral Density, 802.11n 20 MHz, 5260 MHz, Port 1, Radio 0, 8x8 ....380
Plot 932. Power Spectral Density, 802.11n 20 MHz, 5300 MHz, Port 1, Radio 0, 8x8 ....380
Plot 933. Power Spectral Density, 802.11n 20 MHz, 5320 MHz, Port 1, Radio 0, 8x8 ....380
Plot 934. Power Spectral Density, 802.11n 20 MHz, 5500 MHz, Port 1, Radio 0, 8x8 ....381
Plot 935. Power Spectral Density, 802.11n 20 MHz, 5580 MHz, Port 1, Radio 0, 8x8 ....381
Plot 936. Power Spectral Density, 802.11n 20 MHz, 5680 MHz, Port 1, Radio 0, 8x8 ....381

Plot 937. Power Spectral Density, 802.11n 20 MHz, 5700 MHz, Port 1, Radio 0, 8x8 ....382
Plot 938. Power Spectral Density, 802.11n 20 MHz, 5720 MHz, Port 1, Radio 0, 8x8 ....382
Plot 939. Power Spectral Density, 802.11n 20 MHz, 5260 MHz, Port 2, Radio 0, 8x8 ....383
Plot 940. Power Spectral Density, 802.11n 20 MHz, 5300 MHz, Port 2, Radio 0, 8x8 ....383
Plot 941. Power Spectral Density, 802.11n 20 MHz, 5320 MHz, Port 2, Radio 0, 8x8 ....383
Plot 942. Power Spectral Density, 802.11n 20 MHz, 5500 MHz, Port 2, Radio 0, 8x8 ....384
Plot 943. Power Spectral Density, 802.11n 20 MHz, 5580 MHz, Port 2, Radio 0, 8x8 ....384
Plot 944. Power Spectral Density, 802.11n 20 MHz, 5680 MHz, Port 2, Radio 0, 8x8 ....384
Plot 945. Power Spectral Density, 802.11n 20 MHz, 5700 MHz, Port 2, Radio 0, 8x8 ....385
Plot 946. Power Spectral Density, 802.11n 20 MHz, 5720 MHz, Port 2, Radio 0, 8x8 ....385
Plot 947. Power Spectral Density, 802.11n 20 MHz, 5260 MHz, Port 3, Radio 0, 8x8 ....386
Plot 948. Power Spectral Density, 802.11n 20 MHz, 5300 MHz, Port 3, Radio 0, 8x8 ....386
Plot 949. Power Spectral Density, 802.11n 20 MHz, 5320 MHz, Port 3, Radio 0, 8x8 ....386
Plot 950. Power Spectral Density, 802.11n 20 MHz, 5500 MHz, Port 3, Radio 0, 8x8 ....387
Plot 951. Power Spectral Density, 802.11n 20 MHz, 5580 MHz, Port 3, Radio 0, 8x8 ....387
Plot 952. Power Spectral Density, 802.11n 20 MHz, 5680 MHz, Port 3, Radio 0, 8x8 ....387
Plot 953. Power Spectral Density, 802.11n 20 MHz, 5700 MHz, Port 3, Radio 0, 8x8 ....388
Plot 954. Power Spectral Density, 802.11n 20 MHz, 5720 MHz, Port 3, Radio 0, 8x8 ....388
Plot 955. Power Spectral Density, 802.11n 20 MHz, 5260 MHz, Port 4, Radio 0, 8x8 ....389
Plot 956. Power Spectral Density, 802.11n 20 MHz, 5300 MHz, Port 4, Radio 0, 8x8 ....389
Plot 957. Power Spectral Density, 802.11n 20 MHz, 5320 MHz, Port 4, Radio 0, 8x8 ....389
Plot 958. Power Spectral Density, 802.11n 20 MHz, 5500 MHz, Port 4, Radio 0, 8x8 ....390
Plot 959. Power Spectral Density, 802.11n 20 MHz, 5580 MHz, Port 4, Radio 0, 8x8 ....390
Plot 960. Power Spectral Density, 802.11n 20 MHz, 5680 MHz, Port 4, Radio 0, 8x8 ....390
Plot 961. Power Spectral Density, 802.11n 20 MHz, 5700 MHz, Port 4, Radio 0, 8x8 ....391
Plot 962. Power Spectral Density, 802.11n 20 MHz, 5720 MHz, Port 4, Radio 0, 8x8 ....391
Plot 963. Power Spectral Density, 802.11n 20 MHz, 5260 MHz, Port 5, Radio 1, 8x8 ....392
Plot 964. Power Spectral Density, 802.11n 20 MHz, 5300 MHz, Port 5, Radio 1, 8x8 ....392
Plot 965. Power Spectral Density, 802.11n 20 MHz, 5320 MHz, Port 5, Radio 1, 8x8 ....392
Plot 966. Power Spectral Density, 802.11n 20 MHz, 5500 MHz, Port 5, Radio 1, 8x8 ....393
Plot 967. Power Spectral Density, 802.11n 20 MHz, 5580 MHz, Port 5, Radio 1, 8x8 ....393
Plot 968. Power Spectral Density, 802.11n 20 MHz, 5680 MHz, Port 5, Radio 1, 8x8 ....393
Plot 969. Power Spectral Density, 802.11n 20 MHz, 5700 MHz, Port 5, Radio 1, 8x8 ....394
Plot 970. Power Spectral Density, 802.11n 20 MHz, 5720 MHz, Port 5, Radio 1, 8x8 ....394
Plot 971. Power Spectral Density, 802.11n 20 MHz, 5260 MHz, Port 6, Radio 1, 8x8 ....395
Plot 972. Power Spectral Density, 802.11n 20 MHz, 5300 MHz, Port 6, Radio 1, 8x8 ....395
Plot 973. Power Spectral Density, 802.11n 20 MHz, 5320 MHz, Port 6, Radio 1, 8x8 ....395
Plot 974. Power Spectral Density, 802.11n 20 MHz, 5500 MHz, Port 6, Radio 1, 8x8 ....396
Plot 975. Power Spectral Density, 802.11n 20 MHz, 5580 MHz, Port 6, Radio 1, 8x8 ....396
Plot 976. Power Spectral Density, 802.11n 20 MHz, 5680 MHz, Port 6, Radio 1, 8x8 ....396
Plot 977. Power Spectral Density, 802.11n 20 MHz, 5700 MHz, Port 6, Radio 1, 8x8 ....397
Plot 978. Power Spectral Density, 802.11n 20 MHz, 5720 MHz, Port 6, Radio 1, 8x8 ....397
Plot 979. Power Spectral Density, 802.11n 20 MHz, 5260 MHz, Port 7, Radio 1, 8x8 ....398
Plot 980. Power Spectral Density, 802.11n 20 MHz, 5300 MHz, Port 7, Radio 1, 8x8 ....398
Plot 981. Power Spectral Density, 802.11n 20 MHz, 5320 MHz, Port 7, Radio 1, 8x8 ....398
Plot 982. Power Spectral Density, 802.11n 20 MHz, 5500 MHz, Port 7, Radio 1, 8x8 ....399
Plot 983. Power Spectral Density, 802.11n 20 MHz, 5580 MHz, Port 7, Radio 1, 8x8 ....399
Plot 984. Power Spectral Density, 802.11n 20 MHz, 5680 MHz, Port 7, Radio 1, 8x8 ....399
Plot 985. Power Spectral Density, 802.11n 20 MHz, 5700 MHz, Port 7, Radio 1, 8x8 ....400
Plot 986. Power Spectral Density, 802.11n 20 MHz, 5720 MHz, Port 7, Radio 1, 8x8 ....400
Plot 987. Power Spectral Density, 802.11n 20 MHz, 5260 MHz, Port 8, Radio 1, 8x8 ....401
Plot 988. Power Spectral Density, 802.11n 20 MHz, 5300 MHz, Port 8, Radio 1, 8x8 ....401
Plot 989. Power Spectral Density, 802.11n 20 MHz, 5320 MHz, Port 8, Radio 1, 8x8 ....401
Plot 990. Power Spectral Density, 802.11n 20 MHz, 5500 MHz, Port 8, Radio 1, 8x8 ....402
Plot 991. Power Spectral Density, 802.11n 20 MHz, 5580 MHz, Port 8, Radio 1, 8x8 ....402
Plot 992. Power Spectral Density, 802.11n 20 MHz, 5680 MHz, Port 8, Radio 1, 8x8 ....402

Plot 993. Power Spectral Density, 802.11n 20 MHz, 5700 MHz, Port 8, Radio 1, 8x8 ....403
Plot 994. Power Spectral Density, 802.11n 20 MHz, 5720 MHz, Port 8, Radio 1, 8x8 ....403
Plot 995. Power Spectral Density, 802.11n 40 MHz, 5270 MHz, Port 1, Radio 0, 8x8 ....404
Plot 996. Power Spectral Density, 802.11n 40 MHz, 5310 MHz, Port 1, Radio 0, 8x8 ....404
Plot 997. Power Spectral Density, 802.11n 40 MHz, 5510 MHz, Port 1, Radio 0, 8x8 ....404
Plot 998. Power Spectral Density, 802.11n 40 MHz, 5550 MHz, Port 1, Radio 0, 8x8 ....405
Plot 999. Power Spectral Density, 802.11n 40 MHz, 5670 MHz, Port 1, Radio 0, 8x8 ....405
Plot 1000. Power Spectral Density, 802.11n 40 MHz, 5710 MHz, Port 1, Radio 0, 8x8 ....405
Plot 1001. Power Spectral Density, 802.11n 40 MHz, 5270 MHz, Port 2, Radio 0, 8x8 ....406
Plot 1002. Power Spectral Density, 802.11n 40 MHz, 5310 MHz, Port 2, Radio 0, 8x8 ....406
Plot 1003. Power Spectral Density, 802.11n 40 MHz, 5510 MHz, Port 2, Radio 0, 8x8 ....406
Plot 1004. Power Spectral Density, 802.11n 40 MHz, 5550 MHz, Port 2, Radio 0, 8x8 ....407
Plot 1005. Power Spectral Density, 802.11n 40 MHz, 5670 MHz, Port 2, Radio 0, 8x8 ....407
Plot 1006. Power Spectral Density, 802.11n 40 MHz, 5710 MHz, Port 2, Radio 0, 8x8 ....407
Plot 1007. Power Spectral Density, 802.11n 40 MHz, 5270 MHz, Port 3, Radio 0, 8x8 ....408
Plot 1008. Power Spectral Density, 802.11n 40 MHz, 5310 MHz, Port 3, Radio 0, 8x8 ....408
Plot 1009. Power Spectral Density, 802.11n 40 MHz, 5510 MHz, Port 3, Radio 0, 8x8 ....408
Plot 1010. Power Spectral Density, 802.11n 40 MHz, 5550 MHz, Port 3, Radio 0, 8x8 ....409
Plot 1011. Power Spectral Density, 802.11n 40 MHz, 5670 MHz, Port 3, Radio 0, 8x8 ....409
Plot 1012. Power Spectral Density, 802.11n 40 MHz, 5710 MHz, Port 3, Radio 0, 8x8 ....409
Plot 1013. Power Spectral Density, 802.11n 40 MHz, 5270 MHz, Port 4, Radio 0, 8x8 ....410
Plot 1014. Power Spectral Density, 802.11n 40 MHz, 5310 MHz, Port 4, Radio 0, 8x8 ....410
Plot 1015. Power Spectral Density, 802.11n 40 MHz, 5510 MHz, Port 4, Radio 0, 8x8 ....410
Plot 1016. Power Spectral Density, 802.11n 40 MHz, 5550 MHz, Port 4, Radio 0, 8x8 ....411
Plot 1017. Power Spectral Density, 802.11n 40 MHz, 5670 MHz, Port 4, Radio 0, 8x8 ....411
Plot 1018. Power Spectral Density, 802.11n 40 MHz, 5710 MHz, Port 4, Radio 0, 8x8 ....411
Plot 1019. Power Spectral Density, 802.11n 40 MHz, 5270 MHz, Port 5, Radio 1, 8x8 ....412
Plot 1020. Power Spectral Density, 802.11n 40 MHz, 5310 MHz, Port 5, Radio 1, 8x8 ....412
Plot 1021. Power Spectral Density, 802.11n 40 MHz, 5510 MHz, Port 5, Radio 1, 8x8 ....412
Plot 1022. Power Spectral Density, 802.11n 40 MHz, 5550 MHz, Port 5, Radio 1, 8x8 ....413
Plot 1023. Power Spectral Density, 802.11n 40 MHz, 5670 MHz, Port 5, Radio 1, 8x8 ....413
Plot 1024. Power Spectral Density, 802.11n 40 MHz, 5710 MHz, Port 5, Radio 1, 8x8 ....413
Plot 1025. Power Spectral Density, 802.11n 40 MHz, 5270 MHz, Port 6, Radio 1, 8x8 ....414
Plot 1026. Power Spectral Density, 802.11n 40 MHz, 5310 MHz, Port 6, Radio 1, 8x8 ....414
Plot 1027. Power Spectral Density, 802.11n 40 MHz, 5510 MHz, Port 6, Radio 1, 8x8 ....414
Plot 1028. Power Spectral Density, 802.11n 40 MHz, 5550 MHz, Port 6, Radio 1, 8x8 ....415
Plot 1029. Power Spectral Density, 802.11n 40 MHz, 5670 MHz, Port 6, Radio 1, 8x8 ....415
Plot 1030. Power Spectral Density, 802.11n 40 MHz, 5710 MHz, Port 6, Radio 1, 8x8 ....415
Plot 1031. Power Spectral Density, 802.11n 40 MHz, 5270 MHz, Port 7, Radio 1, 8x8 ....416
Plot 1032. Power Spectral Density, 802.11n 40 MHz, 5310 MHz, Port 7, Radio 1, 8x8 ....416
Plot 1033. Power Spectral Density, 802.11n 40 MHz, 5510 MHz, Port 7, Radio 1, 8x8 ....416
Plot 1034. Power Spectral Density, 802.11n 40 MHz, 5550 MHz, Port 7, Radio 1, 8x8 ....417
Plot 1035. Power Spectral Density, 802.11n 40 MHz, 5670 MHz, Port 7, Radio 1, 8x8 ....417
Plot 1036. Power Spectral Density, 802.11n 40 MHz, 5710 MHz, Port 7, Radio 1, 8x8 ....417
Plot 1037. Power Spectral Density, 802.11n 40 MHz, 5270 MHz, Port 8, Radio 1, 8x8 ....418
Plot 1038. Power Spectral Density, 802.11n 40 MHz, 5310 MHz, Port 8, Radio 1, 8x8 ....418
Plot 1039. Power Spectral Density, 802.11n 40 MHz, 5510 MHz, Port 8, Radio 1, 8x8 ....418
Plot 1040. Power Spectral Density, 802.11n 40 MHz, 5550 MHz, Port 8, Radio 1, 8x8 ....419
Plot 1041. Power Spectral Density, 802.11n 40 MHz, 5670 MHz, Port 8, Radio 1, 8x8 ....419
Plot 1042. Power Spectral Density, 802.11n 40 MHz, 5710 MHz, Port 8, Radio 1, 8x8 ....419
Plot 1043. Radiated Spurious Emissions, 30 MHz – 1 GHz, Radio Off ....421
Plot 1044. Radiated Spurious Emissions, 802.11a, 5260 MHz, 1 GHz – 18 GHz, 4x8 ....422
Plot 1045. Radiated Spurious Emissions, 802.11a, 5300 MHz, 1 GHz – 18 GHz, 4x8 ....422
Plot 1046. Radiated Spurious Emissions, 802.11a, 5320 MHz, 1 GHz – 18 GHz, 4x8 ....422
Plot 1047. Radiated Spurious Emissions, 802.11a, 5500 MHz, 1 GHz – 18 GHz, 4x8 ....423
Plot 1048. Radiated Spurious Emissions, 802.11a, 5580 MHz, 1 GHz – 18 GHz, 4x8 ....423

Plot 1049. Radiated Spurious Emissions, 802.11a, 5680 MHz, 1 GHz – 18 GHz, 4x8 ....423
Plot 1050. Radiated Spurious Emissions, 802.11a, 5700 MHz, 1 GHz – 18 GHz, 4x8 ....424
Plot 1051. Radiated Spurious Emissions, 802.11a, 5720 MHz, 1 GHz – 18 GHz, 4x8 ....424
Plot 1052. Radiated Spurious Emissions, 802.11ac 20 MHz, 5260 MHz, 1 GHz – 18 GHz, 4x8 ....425
Plot 1053. Radiated Spurious Emissions, 802.11ac 20 MHz, 5300 MHz, 1 GHz – 18 GHz, 4x8 ....425
Plot 1054. Radiated Spurious Emissions, 802.11ac 20 MHz, 5320 MHz, 1 GHz – 18 GHz, 4x8 ....425
Plot 1055. Radiated Spurious Emissions, 802.11ac 20 MHz, 5500 MHz, 1 GHz – 18 GHz, 4x8 ....426
Plot 1056. Radiated Spurious Emissions, 802.11ac 20 MHz, 5580 MHz, 1 GHz – 18 GHz, 4x8 ....426
Plot 1057. Radiated Spurious Emissions, 802.11ac 20 MHz, 5680 MHz, 1 GHz – 18 GHz, 4x8 ....426
Plot 1058. Radiated Spurious Emissions, 802.11ac 20 MHz, 5700 MHz, 1 GHz – 18 GHz, 4x8 ....427
Plot 1059. Radiated Spurious Emissions, 802.11ac 20 MHz, 5720 MHz, 1 GHz – 18 GHz, 4x8 ....427
Plot 1060. Radiated Spurious Emissions, 802.11ac 40 MHz, 5270 MHz, 1 GHz – 18 GHz, 4x8 ....428
Plot 1061. Radiated Spurious Emissions, 802.11ac 40 MHz, 5310 MHz, 1 GHz – 18 GHz, 4x8 ....428
Plot 1062. Radiated Spurious Emissions, 802.11ac 40 MHz, 5510 MHz, 1 GHz – 18 GHz, 4x8 ....428
Plot 1063. Radiated Spurious Emissions, 802.11ac 40 MHz, 5550 MHz, 1 GHz – 18 GHz, 4x8 ....429
Plot 1064. Radiated Spurious Emissions, 802.11ac 40 MHz, 5670 MHz, 1 GHz – 18 GHz, 4x8 ....429
Plot 1065. Radiated Spurious Emissions, 802.11ac 40 MHz, 5710 MHz, 1 GHz – 18 GHz, 4x8 ....429
Plot 1066. Radiated Spurious Emissions, 802.11ac 80 MHz, 5290 MHz, 1 GHz – 18 GHz, 4x8 ....430
Plot 1067. Radiated Spurious Emissions, 802.11ac 80 MHz, 5530 MHz, 1 GHz – 18 GHz, 4x8 ....430
Plot 1068. Radiated Spurious Emissions, 802.11ac 80 MHz, 5610 MHz, 1 GHz – 18 GHz, 4x8 ....430
Plot 1069. Radiated Spurious Emissions, 802.11ac 80 MHz, 5690 MHz, 1 GHz – 18 GHz, 4x8 ....431
Plot 1070. Radiated Spurious Emissions, 802.11ac 160 MHz, 5250 MHz, 1 GHz – 18 GHz, 4x8 ....432
Plot 1071. Radiated Spurious Emissions, 802.11ac 160 MHz, 5570 MHz, 1 GHz – 18 GHz, 4x8 ....432
Plot 1072. Radiated Spurious Emissions, 802.11n 20 MHz, 5260 MHz, 1 GHz – 18 GHz, 4x8....433
Plot 1073. Radiated Spurious Emissions, 802.11n 20 MHz, 5300 MHz, 1 GHz – 18 GHz, 4x8....433
Plot 1074. Radiated Spurious Emissions, 802.11n 20 MHz, 5320 MHz, 1 GHz – 18 GHz, 4x8....433
Plot 1075. Radiated Spurious Emissions, 802.11n 20 MHz, 5500 MHz, 1 GHz – 18 GHz, 4x8....434
Plot 1076. Radiated Spurious Emissions, 802.11n 20 MHz, 5580 MHz, 1 GHz – 18 GHz, 4x8....434
Plot 1077. Radiated Spurious Emissions, 802.11n 20 MHz, 5680 MHz, 1 GHz – 18 GHz, 4x8....434
Plot 1078. Radiated Spurious Emissions, 802.11n 20 MHz, 5700 MHz, 1 GHz – 18 GHz, 4x8....435
Plot 1079. Radiated Spurious Emissions, 802.11n 20 MHz, 5720 MHz, 1 GHz – 18 GHz, 4x8....435
Plot 1080. Radiated Spurious Emissions, 802.11n 40 MHz, 5270 MHz, 1 GHz – 18 GHz, 4x8....436
Plot 1081. Radiated Spurious Emissions, 802.11n 40 MHz, 5310 MHz, 1 GHz – 18 GHz, 4x8....436
Plot 1082. Radiated Spurious Emissions, 802.11n 40 MHz, 5510 MHz, 1 GHz – 18 GHz, 4x8....436
Plot 1083. Radiated Spurious Emissions, 802.11n 40 MHz, 5550 MHz, 1 GHz – 18 GHz, 4x8....437
Plot 1084. Radiated Spurious Emissions, 802.11n 40 MHz, 5670 MHz, 1 GHz – 18 GHz, 4x8....437
Plot 1085. Radiated Spurious Emissions, 802.11n 40 MHz, 5710 MHz, 1 GHz – 18 GHz, 4x8....437
Plot 1086. Radiated Spurious Emissions, 802.11a, 5260 MHz, 1 GHz – 18 GHz, 8x8 ....438
Plot 1087. Radiated Spurious Emissions, 802.11a, 5300 MHz, 1 GHz – 18 GHz, 8x8 ....438
Plot 1088. Radiated Spurious Emissions, 802.11a, 5320 MHz, 1 GHz – 18 GHz, 8x8 ....438
Plot 1089. Radiated Spurious Emissions, 802.11a, 5500 MHz, 1 GHz – 18 GHz, 8x8 ....439
Plot 1090. Radiated Spurious Emissions, 802.11a, 5580 MHz, 1 GHz – 18 GHz, 8x8 ....439
Plot 1091. Radiated Spurious Emissions, 802.11a, 5680 MHz, 1 GHz – 18 GHz, 8x8 ....439
Plot 1092. Radiated Spurious Emissions, 802.11a, 5700 MHz, 1 GHz – 18 GHz, 8x8 ....440
Plot 1093. Radiated Spurious Emissions, 802.11a, 5720 MHz, 1 GHz – 18 GHz, 8x8 ....440
Plot 1094. Radiated Spurious Emissions, 802.11ac 20 MHz, 5260 MHz, 30 MHz – 1 GHz....441
Plot 1095. Radiated Spurious Emissions, 802.11ac 20 MHz, 5260 MHz, 1 GHz – 18 GHz, 8x8 ....441
Plot 1096. Radiated Spurious Emissions, 802.11ac 20 MHz, 5300 MHz, 30 MHz – 1 GHz....441
Plot 1097. Radiated Spurious Emissions, 802.11ac 20 MHz, 5300 MHz, 1 GHz – 18 GHz, 8x8 ....442
Plot 1098. Radiated Spurious Emissions, 802.11ac 20 MHz, 5320 MHz, 30 MHz – 1 GHz....442
Plot 1099. Radiated Spurious Emissions, 802.11ac 20 MHz, 5320 MHz, 1 GHz – 18 GHz, 8x8 ....442
Plot 1100. Radiated Spurious Emissions, 802.11ac 20 MHz, 5500 MHz, 30 MHz – 1 GHz....443
Plot 1101. Radiated Spurious Emissions, 802.11ac 20 MHz, 5500 MHz, 1 GHz – 18 GHz, 8x8 ....443
Plot 1102. Radiated Spurious Emissions, 802.11ac 20 MHz, 5580 MHz, 30 MHz – 1 GHz....443
Plot 1103. Radiated Spurious Emissions, 802.11ac 20 MHz, 5580 MHz, 1 GHz – 18 GHz, 8x8 ....444
Plot 1104. Radiated Spurious Emissions, 802.11ac 20 MHz, 5680 MHz, 1 GHz – 18 GHz, 8x8 ....444

 © 2017, MET Laboratories, Inc. 

Plot 1105. Radiated Spurious Emissions, 802.11ac 20 MHz, 5700 MHz, 30 MHz – 1 GHz....444
Plot 1106. Radiated Spurious Emissions, 802.11ac 20 MHz, 5700 MHz, 1 GHz – 18 GHz, 8x8....445
Plot 1107. Radiated Spurious Emissions, 802.11ac 20 MHz, 5720 MHz, 1 GHz – 18 GHz, 8x8....445
Plot 1108. Radiated Spurious Emissions, 802.11ac 40 MHz, 5270 MHz, 30 MHz – 1 GHz....446
Plot 1109. Radiated Spurious Emissions, 802.11ac 40 MHz, 5270 MHz, 1 GHz – 18 GHz, 8x8....446
Plot 1110. Radiated Spurious Emissions, 802.11ac 40 MHz, 5310 MHz, 30 MHz – 1 GHz....446
Plot 1111. Radiated Spurious Emissions, 802.11ac 40 MHz, 5310 MHz, 1 GHz – 18 GHz, 8x8....447
Plot 1112. Radiated Spurious Emissions, 802.11ac 40 MHz, 5510 MHz, 30 MHz – 1 GHz....447
Plot 1113. Radiated Spurious Emissions, 802.11ac 40 MHz, 5510 MHz, 1 GHz – 18 GHz, 8x8....447
Plot 1114. Radiated Spurious Emissions, 802.11ac 40 MHz, 5550 MHz, 30 MHz – 1 GHz....448
Plot 1115. Radiated Spurious Emissions, 802.11ac 40 MHz, 5550 MHz, 1 GHz – 18 GHz, 8x8....448
Plot 1116. Radiated Spurious Emissions, 802.11ac 40 MHz, 5670 MHz, 30 MHz – 1 GHz....448
Plot 1117. Radiated Spurious Emissions, 802.11ac 40 MHz, 5670 MHz, 1 GHz – 18 GHz, 8x8....449
Plot 1118. Radiated Spurious Emissions, 802.11ac 40 MHz, 5710 MHz, 1 GHz – 18 GHz, 8x8....449
Plot 1119. Radiated Spurious Emissions, 802.11ac 80 MHz, 5290 MHz, 30 MHz – 1 GHz....450
Plot 1120. Radiated Spurious Emissions, 802.11ac 80 MHz, 5290 MHz, 1 GHz – 18 GHz, 8x8....450
Plot 1121. Radiated Spurious Emissions, 802.11ac 80 MHz, 5530 MHz, 30 MHz – 1 GHz....450
Plot 1122. Radiated Spurious Emissions, 802.11ac 80 MHz, 5530 MHz, 1 GHz – 18 GHz, 8x8....451
Plot 1123. Radiated Spurious Emissions, 802.11ac 80 MHz, 5610 MHz, 30 MHz – 1 GHz....451
Plot 1124. Radiated Spurious Emissions, 802.11ac 80 MHz, 5610 MHz, 1 GHz – 18 GHz, 8x8....451
Plot 1125. Radiated Spurious Emissions, 802.11ac 80 MHz, 5690 MHz, 1 GHz – 18 GHz, 8x8....452
Plot 1126. Radiated Spurious Emissions, 802.11ac 160 MHz, 5250 MHz, 30 MHz – 1 GHz....453
Plot 1127. Radiated Spurious Emissions, 802.11ac 160 MHz, 5250 MHz, 1 GHz – 18 GHz, 8x8....453
Plot 1128. Radiated Spurious Emissions, 802.11ac 160 MHz, 5570 MHz, 30 MHz – 1 GHz....453
Plot 1129. Radiated Spurious Emissions, 802.11ac 160 MHz, 5570 MHz, 1 GHz – 18 GHz, 8x8....454
Plot 1130. Radiated Spurious Emissions, 802.11n 20 MHz, 5260 MHz, 1 GHz – 18 GHz, 8x8....455
Plot 1131. Radiated Spurious Emissions, 802.11n 20 MHz, 5300 MHz, 1 GHz – 18 GHz, 8x8....455
Plot 1132. Radiated Spurious Emissions, 802.11n 20 MHz, 5320 MHz, 1 GHz – 18 GHz, 8x8....455
Plot 1133. Radiated Spurious Emissions, 802.11n 20 MHz, 5500 MHz, 1 GHz – 18 GHz, 8x8....456
Plot 1134. Radiated Spurious Emissions, 802.11n 20 MHz, 5580 MHz, 1 GHz – 18 GHz, 8x8....456
Plot 1135. Radiated Spurious Emissions, 802.11n 20 MHz, 5680 MHz, 1 GHz – 18 GHz, 8x8....456
Plot 1136. Radiated Spurious Emissions, 802.11n 20 MHz, 5700 MHz, 1 GHz – 18 GHz, 8x8....457
Plot 1137. Radiated Spurious Emissions, 802.11n 20 MHz, 5720 MHz, 1 GHz – 18 GHz, 8x8....457
Plot 1138. Radiated Spurious Emissions, 802.11n 40 MHz, 5270 MHz, 1 GHz – 18 GHz, 8x8....458
Plot 1139. Radiated Spurious Emissions, 802.11n 40 MHz, 5310 MHz, 1 GHz – 18 GHz, 8x8....458
Plot 1140. Radiated Spurious Emissions, 802.11n 40 MHz, 5510 MHz, 1 GHz – 18 GHz, 8x8....458
Plot 1141. Radiated Spurious Emissions, 802.11n 40 MHz, 5550 MHz, 1 GHz – 18 GHz, 8x8....459
Plot 1142. Radiated Spurious Emissions, 802.11n 40 MHz, 5670 MHz, 1 GHz – 18 GHz, 8x8....459
Plot 1143. Radiated Spurious Emissions, 802.11n 40 MHz, 5710 MHz, 1 GHz – 18 GHz, 8x8....459
Plot 1144. Restricted Band Edge, 802.11a, 5260 MHz, Average, 4x8....460
Plot 1145. Restricted Band Edge, 802.11a, 5260 MHz, Peak, 4x8....460
Plot 1146. Restricted Band Edge, 802.11a, 5300 MHz, Average, 4x8....460
Plot 1147. Restricted Band Edge, 802.11a, 5300 MHz, Peak, 4x8....461
Plot 1148. Restricted Band Edge, 802.11a, 5320 MHz, Average, 4x8....461
Plot 1149. Restricted Band Edge, 802.11a, 5320 MHz, Peak, 4x8....461
Plot 1150. Restricted Band Edge, 802.11a, 5500 MHz, Average, 4x8....462
Plot 1151. Restricted Band Edge, 802.11a, 5500 MHz, Peak, 4x8....462
Plot 1152. Restricted Band Edge, 802.11a, 5580 MHz, Average, 4x8....462
Plot 1153. Restricted Band Edge, 802.11a, 5580 MHz, Peak, 4x8....463
Plot 1154. Restricted Band Edge, 802.11a, 5680 MHz, Average, 4x8....463
Plot 1155. Restricted Band Edge, 802.11a, 5680 MHz, Peak, 4x8....463
Plot 1156. Restricted Band Edge, 802.11a, 5700 MHz, Average, 4x8....464
Plot 1157. Restricted Band Edge, 802.11a, 5700 MHz, Peak, 4x8....464
Plot 1158. Restricted Band Edge, 802.11a, 5720 MHz, Average, 4x8....464
Plot 1159. Restricted Band Edge, 802.11a, 5720 MHz, Peak, 4x8....465
Plot 1160. Restricted Band Edge, 802.11ac 20 MHz, 5260 MHz, Average, 4x8....466

Plot 1161. Restricted Band Edge, 802.11ac 20 MHz, 5260 MHz, Peak, 4x8 ....466
Plot 1162. Restricted Band Edge, 802.11ac 20 MHz, 5300 MHz, Average, 4x8 ....466
Plot 1163. Restricted Band Edge, 802.11ac 20 MHz, 5300 MHz, Peak, 4x8 ....467
Plot 1164. Restricted Band Edge, 802.11ac 20 MHz, 5320 MHz, Average, 4x8 ....467
Plot 1165. Restricted Band Edge, 802.11ac 20 MHz, 5320 MHz, Peak, 4x8 ....467
Plot 1166. Restricted Band Edge, 802.11ac 20 MHz, 5500 MHz, Average, 4x8 ....468
Plot 1167. Restricted Band Edge, 802.11ac 20 MHz, 5500 MHz, Peak, 4x8 ....468
Plot 1168. Restricted Band Edge, 802.11ac 20 MHz, 5580 MHz, Average, 4x8 ....468
Plot 1169. Restricted Band Edge, 802.11ac 20 MHz, 5580 MHz, Peak, 4x8 ....469
Plot 1170. Restricted Band Edge, 802.11ac 20 MHz, 5680 MHz, Average, 4x8 ....469
Plot 1171. Restricted Band Edge, 802.11ac 20 MHz, 5680 MHz, Peak, 4x8 ....469
Plot 1172. Restricted Band Edge, 802.11ac 20 MHz, 5700 MHz, Average, 4x8 ....470
Plot 1173. Restricted Band Edge, 802.11ac 20 MHz, 5700 MHz, Peak, 4x8 ....470
Plot 1174. Restricted Band Edge, 802.11ac 20 MHz, 5720 MHz, Average, 4x8 ....470
Plot 1175. Restricted Band Edge, 802.11ac 20 MHz, 5720 MHz, Peak, 4x8 ....471
Plot 1176. Restricted Band Edge, 802.11ac 40 MHz, 5270 MHz, Average, 4x8 ....472
Plot 1177. Restricted Band Edge, 802.11ac 40 MHz, 5270 MHz, Peak, 4x8 ....472
Plot 1178. Restricted Band Edge, 802.11ac 40 MHz, 5310 MHz, Average, 4x8 ....472
Plot 1179. Restricted Band Edge, 802.11ac 40 MHz, 5310 MHz, Peak, 4x8 ....473
Plot 1180. Restricted Band Edge, 802.11ac 40 MHz, 5510 MHz, Average, 4x8 ....473
Plot 1181. Restricted Band Edge, 802.11ac 40 MHz, 5510 MHz, Peak, 4x8 ....473
Plot 1182. Restricted Band Edge, 802.11ac 40 MHz, 5550 MHz, Average, 4x8 ....474
Plot 1183. Restricted Band Edge, 802.11ac 40 MHz, 5550 MHz, Peak, 4x8 ....474
Plot 1184. Restricted Band Edge, 802.11ac 40 MHz, 5670 MHz, Average, 4x8 ....474
Plot 1185. Restricted Band Edge, 802.11ac 40 MHz, 5670 MHz, Peak, 4x8 ....475
Plot 1186. Restricted Band Edge, 802.11ac 40 MHz, 5710 MHz, Average, 4x8 ....475
Plot 1187. Restricted Band Edge, 802.11ac 40 MHz, 5710 MHz, Peak, 4x8 ....475
Plot 1188. Restricted Band Edge, 802.11ac 80 MHz, 5290 MHz, Average, 4x8 ....476
Plot 1189. Restricted Band Edge, 802.11ac 80 MHz, 5290 MHz, Peak, 4x8 ....476
Plot 1190. Restricted Band Edge, 802.11ac 80 MHz, 5530 MHz, Average, 4x8 ....476
Plot 1191. Restricted Band Edge, 802.11ac 80 MHz, 5530 MHz, Peak, 4x8 ....477
Plot 1192. Restricted Band Edge, 802.11ac 80 MHz, 5610 MHz, Average, 4x8 ....477
Plot 1193. Restricted Band Edge, 802.11ac 80 MHz, 5610 MHz, Peak, 4x8 ....477
Plot 1194. Restricted Band Edge, 802.11ac 80 MHz, 5690 MHz, Average, 4x8 ....478
Plot 1195. Restricted Band Edge, 802.11ac 80 MHz, 5690 MHz, Peak, 4x8 ....478
Plot 1196. Restricted Band Edge, 802.11ac 160 MHz, 5250 MHz, Average, 4x8, Left ....479
Plot 1197. Restricted Band Edge, 802.11ac 160 MHz, 5250 MHz, Peak, 4x8, Left ....479
Plot 1198. Restricted Band Edge, 802.11ac 160 MHz, 5250 MHz, Average, 4x8, Right ....479
Plot 1199. Restricted Band Edge, 802.11ac 160 MHz, 5250 MHz, Peak, 4x8, Right ....480
Plot 1200. Restricted Band Edge, 802.11ac 160 MHz, 5570 MHz, Average, 4x8 ....480
Plot 1201. Restricted Band Edge, 802.11ac 160 MHz, 5570 MHz, Peak, 4x8 ....481
Plot 1202. Restricted Band Edge, 802.11n 20 MHz, 5260 MHz, Average, 4x8 ....482
Plot 1203. Restricted Band Edge, 802.11n 20 MHz, 5260 MHz, Peak, 4x8 ....482
Plot 1204. Restricted Band Edge, 802.11n 20 MHz, 5300 MHz, Average, 4x8 ....482
Plot 1205. Restricted Band Edge, 802.11n 20 MHz, 5300 MHz, Peak, 4x8 ....483
Plot 1206. Restricted Band Edge, 802.11n 20 MHz, 5320 MHz, Average, 4x8 ....483
Plot 1207. Restricted Band Edge, 802.11n 20 MHz, 5320 MHz, Peak, 4x8 ....483
Plot 1208. Restricted Band Edge, 802.11n 20 MHz, 5500 MHz, Average, 4x8 ....484
Plot 1209. Restricted Band Edge, 802.11n 20 MHz, 5500 MHz, Peak, 4x8 ....484
Plot 1210. Restricted Band Edge, 802.11n 20 MHz, 5580 MHz, Average, 4x8 ....484
Plot 1211. Restricted Band Edge, 802.11n 20 MHz, 5580 MHz, Peak, 4x8 ....485
Plot 1212. Restricted Band Edge, 802.11n 20 MHz, 5680 MHz, Average, 4x8 ....485
Plot 1213. Restricted Band Edge, 802.11n 20 MHz, 5680 MHz, Peak, 4x8 ....485
Plot 1214. Restricted Band Edge, 802.11n 20 MHz, 5700 MHz, Average, 4x8 ....486
Plot 1215. Restricted Band Edge, 802.11n 20 MHz, 5700 MHz, Peak, 4x8 ....486
Plot 1216. Restricted Band Edge, 802.11n 20 MHz, 5720 MHz, Average, 4x8 ....486

Plot 1217. Restricted Band Edge, 802.11n 20 MHz, 5720 MHz, Peak, 4x8 ....487
Plot 1218. Restricted Band Edge, 802.11n 40 MHz, 5270 MHz, Average, 4x8 ....488
Plot 1219. Restricted Band Edge, 802.11n 40 MHz, 5270 MHz, Peak, 4x8 ....488
Plot 1220. Restricted Band Edge, 802.11n 40 MHz, 5310 MHz, Average, 4x8 ....488
Plot 1221. Restricted Band Edge, 802.11n 40 MHz, 5310 MHz, Peak, 4x8 ....489
Plot 1222. Restricted Band Edge, 802.11n 40 MHz, 5510 MHz, Average, 4x8 ....489
Plot 1223. Restricted Band Edge, 802.11n 40 MHz, 5510 MHz, Peak, 4x8 ....489
Plot 1224. Restricted Band Edge, 802.11n 40 MHz, 5550 MHz, Average, 4x8 ....490
Plot 1225. Restricted Band Edge, 802.11n 40 MHz, 5550 MHz, Peak, 4x8 ....490
Plot 1226. Restricted Band Edge, 802.11n 40 MHz, 5670 MHz, Average, 4x8 ....490
Plot 1227. Restricted Band Edge, 802.11n 40 MHz, 5670 MHz, Peak, 4x8 ....491
Plot 1228. Restricted Band Edge, 802.11n 40 MHz, 5710 MHz, Average, 4x8 ....491
Plot 1229. Restricted Band Edge, 802.11n 40 MHz, 5710 MHz, Peak, 4x8 ....491
Plot 1230. Restricted Band Edge, 802.11a, 5260 MHz, Average, 8x8 ....492
Plot 1231. Restricted Band Edge, 802.11a, 5260 MHz, Peak, 8x8 ....492
Plot 1232. Restricted Band Edge, 802.11a, 5300 MHz, Average, 8x8 ....492
Plot 1233. Restricted Band Edge, 802.11a, 5300 MHz, Peak, 8x8 ....493
Plot 1234. Restricted Band Edge, 802.11a, 5320 MHz, Average, 8x8 ....493
Plot 1235. Restricted Band Edge, 802.11a, 5320 MHz, Peak, 8x8 ....493
Plot 1236. Restricted Band Edge, 802.11a, 5500 MHz, Average, 8x8 ....494
Plot 1237. Restricted Band Edge, 802.11a, 5500 MHz, Peak, 8x8 ....494
Plot 1238. Restricted Band Edge, 802.11a, 5580 MHz, Average, 8x8 ....494
Plot 1239. Restricted Band Edge, 802.11a, 5580 MHz, Peak, 8x8 ....495
Plot 1240. Restricted Band Edge, 802.11a, 5680 MHz, Average, 8x8 ....495
Plot 1241. Restricted Band Edge, 802.11a, 5680 MHz, Peak, 8x8 ....495
Plot 1242. Restricted Band Edge, 802.11a, 5700 MHz, Average, 8x8 ....496
Plot 1243. Restricted Band Edge, 802.11a, 5700 MHz, Peak, 8x8 ....496
Plot 1244. Restricted Band Edge, 802.11a, 5720 MHz, Average, 8x8 ....496
Plot 1245. Restricted Band Edge, 802.11a, 5720 MHz, Peak, 8x8 ....497
Plot 1246. Restricted Band Edge, 802.11ac 20 MHz, 5260 MHz, Average, 8x8 ....498
Plot 1247. Restricted Band Edge, 802.11ac 20 MHz, 5260 MHz, Peak, 8x8 ....498
Plot 1248. Restricted Band Edge, 802.11ac 20 MHz, 5300 MHz, Average, 8x8 ....498
Plot 1249. Restricted Band Edge, 802.11ac 20 MHz, 5300 MHz, Peak, 8x8 ....499
Plot 1250. Restricted Band Edge, 802.11ac 20 MHz, 5320 MHz, Average, 8x8 ....499
Plot 1251. Restricted Band Edge, 802.11ac 20 MHz, 5320 MHz, Peak, 8x8 ....499
Plot 1252. Restricted Band Edge, 802.11ac 20 MHz, 5500 MHz, Average, 8x8 ....500
Plot 1253. Restricted Band Edge, 802.11ac 20 MHz, 5500 MHz, Peak, 8x8 ....500
Plot 1254. Restricted Band Edge, 802.11ac 20 MHz, 5580 MHz, Average, 8x8 ....500
Plot 1255. Restricted Band Edge, 802.11ac 20 MHz, 5580 MHz, Peak, 8x8 ....501
Plot 1256. Restricted Band Edge, 802.11ac 20 MHz, 5680 MHz, Peak, 8x8 ....501
Plot 1257. Restricted Band Edge, 802.11ac 20 MHz, 5680 MHz, Average, 8x8 ....501
Plot 1258. Restricted Band Edge, 802.11ac 20 MHz, 5700 MHz, Average, 8x8 ....502
Plot 1259. Restricted Band Edge, 802.11ac 20 MHz, 5700 MHz, Peak, 8x8 ....502
Plot 1260. Restricted Band Edge, 802.11ac 20 MHz, 5720 MHz, Average, 8x8 ....502
Plot 1261. Restricted Band Edge, 802.11ac 20 MHz, 5720 MHz, Peak, 8x8 ....503
Plot 1262. Restricted Band Edge, 802.11ac 40 MHz, 5270 MHz, Average, 8x8 ....504
Plot 1263. Restricted Band Edge, 802.11ac 40 MHz, 5270 MHz, Peak, 8x8 ....504
Plot 1264. Restricted Band Edge, 802.11ac 40 MHz, 5310 MHz, Average, 8x8 ....504
Plot 1265. Restricted Band Edge, 802.11ac 40 MHz, 5310 MHz, Peak, 8x8 ....505
Plot 1266. Restricted Band Edge, 802.11ac 40 MHz, 5510 MHz, Average, 8x8 ....505
Plot 1267. Restricted Band Edge, 802.11ac 40 MHz, 5510 MHz, Peak, 8x8 ....505
Plot 1268. Restricted Band Edge, 802.11ac 40 MHz, 5550 MHz, Average, 8x8 ....506
Plot 1269. Restricted Band Edge, 802.11ac 40 MHz, 5550 MHz, Peak, 8x8 ....506
Plot 1270. Restricted Band Edge, 802.11ac 40 MHz, 5670 MHz, Average, 8x8 ....506
Plot 1271. Restricted Band Edge, 802.11ac 40 MHz, 5670 MHz, Peak, 8x8 ....507
Plot 1272. Restricted Band Edge, 802.11ac 40 MHz, 5710 MHz, Average, 8x8 ....507

 © 2017, MET Laboratories, Inc. 

Plot 1273. Restricted Band Edge, 802.11ac 40 MHz, 5710 MHz, Peak, 8x8 ....507
Plot 1274. Restricted Band Edge, 802.11ac 80 MHz, 5290 MHz, Average, 8x8 ....508
Plot 1275. Restricted Band Edge, 802.11ac 80 MHz, 5290 MHz, Peak, 8x8 ....508
Plot 1276. Restricted Band Edge, 802.11ac 80 MHz, 5530 MHz, Average, 8x8 ....508
Plot 1277. Restricted Band Edge, 802.11ac 80 MHz, 5530 MHz, Peak, 8x8 ....509
Plot 1278. Restricted Band Edge, 802.11ac 80 MHz, 5610 MHz, Average, 8x8 ....509
Plot 1279. Restricted Band Edge, 802.11ac 80 MHz, 5610 MHz, Peak, 8x8 ....509
Plot 1280. Restricted Band Edge, 802.11ac 80 MHz, 5690 MHz, Average, 8x8 ....510
Plot 1281. Restricted Band Edge, 802.11ac 80 MHz, 5690 MHz, Peak, 8x8 ....510
Plot 1282. Restricted Band Edge, 802.11ac 160 MHz, 5250 MHz, Average, 8x8, Left ....511
Plot 1283. Restricted Band Edge, 802.11ac 160 MHz, 5250 MHz, Peak, 8x8, Left ....511
Plot 1284. Restricted Band Edge, 802.11ac 160 MHz, 5250 MHz, Average, 8x8, Right ....511
Plot 1285. Restricted Band Edge, 802.11ac 160 MHz, 5250 MHz, Peak, 8x8, Right ....512
Plot 1286. Restricted Band Edge, 802.11ac 160 MHz, 5570 MHz, Average, 8x8 ....512
Plot 1287. Restricted Band Edge, 802.11ac 160 MHz, 5570 MHz, Peak, 8x8 ....512
Plot 1288. Restricted Band Edge, 802.11n 20 MHz, 5260 MHz, Average, 8x8 ....513
Plot 1289. Restricted Band Edge, 802.11n 20 MHz, 5260 MHz, Peak, 8x8 ....513
Plot 1290. Restricted Band Edge, 802.11n 20 MHz, 5300 MHz, Average, 8x8 ....513
Plot 1291. Restricted Band Edge, 802.11n 20 MHz, 5300 MHz, Peak, 8x8 ....514
Plot 1292. Restricted Band Edge, 802.11n 20 MHz, 5320 MHz, Average, 8x8 ....514
Plot 1293. Restricted Band Edge, 802.11n 20 MHz, 5320 MHz, Peak, 8x8 ....514
Plot 1294. Restricted Band Edge, 802.11n 20 MHz, 5500 MHz, Average, 8x8 ....515
Plot 1295. Restricted Band Edge, 802.11n 20 MHz, 5500 MHz, Peak, 8x8 ....515
Plot 1296. Restricted Band Edge, 802.11n 20 MHz, 5580 MHz, Average, 8x8 ....515
Plot 1297. Restricted Band Edge, 802.11n 20 MHz, 5580 MHz, Peak, 8x8 ....516
Plot 1298. Restricted Band Edge, 802.11n 20 MHz, 5680 MHz, Average, 8x8 ....516
Plot 1299. Restricted Band Edge, 802.11n 20 MHz, 5680 MHz, Peak, 8x8 ....516
Plot 1300. Restricted Band Edge, 802.11n 20 MHz, 5700 MHz, Average, 8x8 ....517
Plot 1301. Restricted Band Edge, 802.11n 20 MHz, 5700 MHz, Peak, 8x8 ....517
Plot 1302. Restricted Band Edge, 802.11n 20 MHz, 5720 MHz, Average, 8x8 ....517
Plot 1303. Restricted Band Edge, 802.11n 20 MHz, 5720 MHz, Peak, 8x8 ....518
Plot 1304. Restricted Band Edge, 802.11n 40 MHz, 5270 MHz, Average, 8x8 ....519
Plot 1305. Restricted Band Edge, 802.11n 40 MHz, 5270 MHz, Peak, 8x8 ....519
Plot 1306. Restricted Band Edge, 802.11n 40 MHz, 5310 MHz, Average, 8x8 ....519
Plot 1307. Restricted Band Edge, 802.11n 40 MHz, 5310 MHz, Peak, 8x8 ....520
Plot 1308. Restricted Band Edge, 802.11n 40 MHz, 5510 MHz, Average, 8x8 ....520
Plot 1309. Restricted Band Edge, 802.11n 40 MHz, 5510 MHz, Peak, 8x8 ....520
Plot 1310. Restricted Band Edge, 802.11n 40 MHz, 5550 MHz, Average, 8x8 ....521
Plot 1311. Restricted Band Edge, 802.11n 40 MHz, 5550 MHz, Peak, 8x8 ....521
Plot 1312. Restricted Band Edge, 802.11n 40 MHz, 5670 MHz, Average, 8x8 ....521
Plot 1313. Restricted Band Edge, 802.11n 40 MHz, 5670 MHz, Peak, 8x8 ....522
Plot 1314. Restricted Band Edge, 802.11n 40 MHz, 5710 MHz, Average, 8x8 ....522
Plot 1315. Restricted Band Edge, 802.11n 40 MHz, 5710 MHz, Peak, 8x8 ....522
Plot 1316. Radar Waveform Calibration, Radar Type 0, 5500 MHz ....533
Plot 1317. Radar Waveform Calibration, Radar Type 1, 5500 MHz ....533
Plot 1318. Radar Waveform Calibration, Radar Type 2, 5500 MHz ....533
Plot 1319. Radar Waveform Calibration, Radar Type 3, 5500 MHz ....534
Plot 1320. Radar Waveform Calibration, Radar Type 4, 5500 MHz ....534
Plot 1321. Radar Waveform Calibration, Radar Type 5, 5500 MHz ....534
Plot 1322. Radar Waveform Calibration, Radar Type 6, 5500 MHz ....535
Plot 1323. Radar Waveform Calibration, Radar Type 0, 5510 MHz ....536
Plot 1324. Radar Waveform Calibration, Radar Type 1, 5510 MHz ....536
Plot 1325. Radar Waveform Calibration, Radar Type 2, 5510 MHz ....536
Plot 1326. Radar Waveform Calibration, Radar Type 3, 5510 MHz ....537
Plot 1327. Radar Waveform Calibration, Radar Type 4, 5510 MHz ....537
Plot 1328. Radar Waveform Calibration, Radar Type 5, 5510 MHz ....537

 © 2017, MET Laboratories, Inc. 

Plot 1329. Radar Waveform Calibration, Radar Type 6, 5510 MHz ....538
Plot 1330. Radar Waveform Calibration, Radar Type 0, 5530 MHz ....539
Plot 1331. Radar Waveform Calibration, Radar Type 1, 5530 MHz ....539
Plot 1332. Radar Waveform Calibration, Radar Type 2, 5530 MHz ....539
Plot 1333. Radar Waveform Calibration, Radar Type 3, 5530 MHz ....540
Plot 1334. Radar Waveform Calibration, Radar Type 4, 5530 MHz ....540
Plot 1335. Radar Waveform Calibration, Radar Type 5, 5530 MHz ....540
Plot 1336. Radar Waveform Calibration, Radar Type 6, 5530 MHz ....541
Plot 1337. Radar Waveform Calibration, Radar Type 0, 5570 MHz ....542
Plot 1338. Radar Waveform Calibration, Radar Type 1, 5570 MHz ....542
Plot 1339. Radar Waveform Calibration, Radar Type 2, 5570 MHz ....542
Plot 1340. Radar Waveform Calibration, Radar Type 3, 5570 MHz ....543
Plot 1341. Radar Waveform Calibration, Radar Type 4, 5570 MHz ....543
Plot 1342. Radar Waveform Calibration, Radar Type 5, 5570 MHz ....543
Plot 1343. Radar Waveform Calibration, Radar Type 6, 5570 MHz ....544
Plot 1344. Initial Channel Availability Check Time (CACT) ....558
Plot 1345. 2s After Start, CACT, 160 MHz, Channel 100 ....559
Plot 1346. 2s Before End, CACT, 160 MHz, Channel 100 ....559
Plot 1347. Channel Move Time, 1s, 160 MHz, Channel 100 ....561
Plot 1348. Channel Move Time, 15s, 160 MHz, Channel 100 ....561
Plot 1349. Non-Occupancy Period, 160 MHz, Channel 100 ....561

 © 2017, MET Laboratories, Inc. 

# List of Terms and Abbreviations

| | |
|---|---|
| **AC** | **A**lternating **C**urrent |
| **ACF** | **A**ntenna **C**orrection **F**actor |
| **Cal** | **Cal**ibration |
| ***d*** | **M**easurement **D**istance |
| **dB** | **D**eci**b**els |
| **dBμA** | **D**eci**b**els above one **micro**amp |
| **dBμV** | **D**eci**b**els above one **micro**volt |
| **dBμA/m** | **D**eci**b**els above one **micro**amp **per m**eter |
| **dBμV/m** | **D**eci**b**els above one **micro**volt **per m**eter |
| **DC** | **D**irect **C**urrent |
| **E** | **E**lectric Field |
| **DSL** | **D**igital **S**ubscriber **L**ine |
| **ESD** | **E**lectro**s**tatic **D**ischarge |
| **EUT** | **E**quipment **U**nder **T**est |
| ***f*** | **F**requency |
| **FCC** | **F**ederal **C**ommunications **C**ommission |
| **GRP** | **G**round **R**eference **P**lane |
| **H** | Magnetic Field |
| **HCP** | **H**orizontal **C**oupling **P**lane |
| **Hz** | **H**ert**z** |
| **IEC** | **I**nternational **E**lectrotechnical **C**ommission |
| **kHz** | **k**ilo**h**ert**z** |
| **kPa** | **k**ilo**pa**scal |
| **kV** | **k**ilovolt |
| **LISN** | **L**ine **I**mpedance **S**tabilization **N**etwork |
| **MHz** | **M**ega**h**ertz |
| **μH** | **microh**enry |
| **μ** | **microf**arad |
| **μs** | **micros**econds |
| **PRF** | **P**ulse **R**epetition **F**requency |
| **RF** | **R**adio **F**requency |
| **RMS** | **R**oot-**M**ean-**S**quare |
| **TWT** | **T**raveling **W**ave **T**ube |
| **V/m** | **V**olts **per m**eter |
| **VCP** | **V**ertical **C**oupling **P**lane |

 © 2017, MET Laboratories, Inc. 

# I. Executive Summary

 © 2017, MET Laboratories, Inc. 

## A. Purpose of Test

An EMC evaluation was performed to determine compliance of the ARRIS Group, Inc. TG3482 (ER3), with the requirements of Part 15, §15.407. All references are to the most current version of Title 47 of the Code of Federal Regulations in effect. In accordance with §2.1033, the following data is presented in support of the Certification of the TG3482 (ER3). ARRIS Group, Inc. should retain a copy of this document which should be kept on file for at least two years after the manufacturing of the TG3482 (ER3), has been **permanently** discontinued.

## B. Executive Summary

The following tests were conducted on a sample of the equipment for the purpose of demonstrating compliance with Part 15, §15.407, in accordance with ARRIS Group, Inc., purchase order number AR1079104. All tests were conducted using measurement procedure ANSI C63.4-2014.

| FCC Reference | Description | Results |
|---|---|---|
| §15.203 | Antenna Requirement | Compliant |
| §15.403(i) | 26 dB Occupied Bandwidth | Compliant |
| §15.407 (a)(2) | Maximum Conducted Output Power | Compliant |
| §15.407 (a)(2) | Maximum Power Spectral Density | Compliant |
| §15.407 (b)(2 – 3)& (6 - 7) | Undesirable Emissions | Compliant |
| §15.407(f) | RF Exposure | Compliant |
| 15.40 (h)(2) | U-NII Detection Bandwidth | Compliant |
| 15.407(h)(2)(ii) | Channel Availability Check Time | Compliant |
| 15.407(h)(2)(ii-iii) | In-Service Monitoring | Compliant |
| 15.407(h)(2) | Statistical Performance Check | Compliant |

**Table 1. Executive Summary of EMC Part 15.407 ComplianceTesting**

 © 2017, MET Laboratories, Inc. 

# II. Equipment Configuration

 © 2017, MET Laboratories, Inc. 

# A. Overview

MET Laboratories, Inc. was contracted by ARRIS Group, Inc. to perform testing on the TG3482 (ER3), under ARRIS Group, Inc.'s purchase order number AR1079104.

This document describes the test setups, test methods, required test equipment, and the test limit criteria used to perform compliance testing of the ARRIS Group, Inc. TG3482 (ER3).

The results obtained relate only to the item(s) tested.

| | | |
|---|---|---|
| **Model(s) Tested:** | TG3482 (ER3) | |
| **Model(s) Covered:** | TG3482 (ER3) | |
| **EUT Specifications:** | Primary Power: 115 VAC, 60 Hz | |
| | FCC ID: UIDTG3482ER3 | |
| | Type of Modulations: | OFDM |
| | Equipment Code: | NII |
| | Peak RF Output Power: | 11n 40MHz @5670MHz: 21.29 dBm |
| | EUT Frequency Ranges: | 5150 -5850 MHz |
| **Analysis:** | The results obtained relate only to the item(s) tested. | |
| **Environmental Test Conditions:** | Temperature: 15-35º C | |
| | Relative Humidity: 30-60% | |
| | Barometric Pressure: 860-1060 mbar | |
| **Type of Filing:** | Original | |
| **Evaluated by:** | Jun Qi | |
| **Report Date(s):** | February 3, 2017 | |

**Table 2. EUT Summary**

 © 2017, MET Laboratories, Inc. 

## B. References

| | |
|---|---|
| **CFR 47, Part 15, Subpart E** | Unlicensed National Information Infrastructure Devices (UNII) |
| **ANSI C63.4:2014** | Methods and Measurements of Radio-Noise Emissions from Low-Voltage Electrical And Electronic Equipment in the Range of 9 kHz to 40 GHz |
| **ISO/IEC 17025:2005** | General Requirements for the Competence of Testing and Calibration Laboratories |
| **ANSI C63.10-2013** | American National Standard for Testing Unlicensed Wireless Devices |
| **789033 D02 General UNII Test Procedures New Rules v01** | Guidelines for Compliance Testing of Unlicensed National Information Infrastructure (U-NII) Devices Part 15, Subpart E |
| **905462 DO2 UNII DFS Compliance Procedures New Rules v01r02** | Compliance Measurement Procedures for Unlicensed-National Information Infrastructure Devices Operating in the 5250-5350 MHz and 5470-5725 MHz Bands Incorporating Dynamic Frequency Selection |

**Table 3. References**

## C. Test Site

All testing was performed at MET Laboratories, Inc., 3162 Belick Street, Santa Clara, CA 95054. All equipment used in making physical determinations is accurate and bears recent traceability to the National Institute of Standards and Technology.

Radiated Emissions measurements were performed in a 10 meter semi-anechoic chamber (equivalent to an Open Area Test Site). In accordance with §2.948(a)(3), a complete site description is contained at MET Laboratories.

## D. Description of Test Sample

The ARRIS Group, Inc. TG3482 (ER3) Telephony Wireless Gateway supporting DOCSIS 3.1, Equipment Under Test (EUT), along with its 8x8 802.11ac Dual Band Wireless radios. The IoT subsystem is capable of supporting personal area networks based on ZigBee, Thread and BTLE.

 © 2017, MET Laboratories, Inc. 

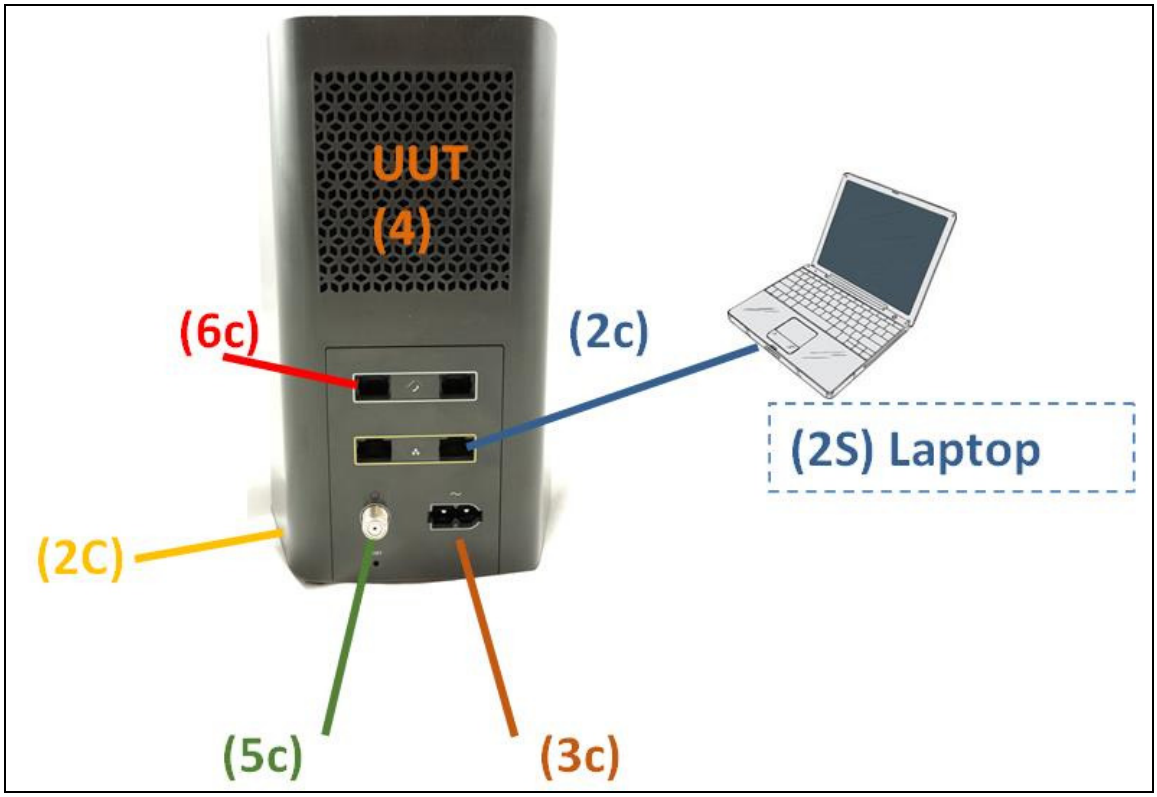


**Figure 1. Block Diagram of Test Configuration**

## E. Equipment Configuration

The EUT was set up as outlined in Figure 1, Block Diagram of Test Setup. All cards, racks, etc., incorporated as part of the EUT is included in the following list.

| Ref. ID | Name / Description | Model Number | Part Number | Serial Number | Revision |
|---|---|---|---|---|---|
| -- | TG3482 (ER3) | TG3482 | -- | -- | -- |

**Table 4. Equipment Configuration**

## F. Support Equipment

Support equipment necessary for the operation and testing of the EUT is included in the following list.

| Ref. ID | Name / Description | Manufacturer | Model Number |
|---|---|---|---|
| 2s | Laptop | Assorted | N/A |

**Table 5. Support Equipment**

 © 2017, MET Laboratories, Inc. 

## G. Ports and Cabling Information

| Ref. ID | Port Name on EUT | Cable Description | Qty. | Length (m) | Shielded (Y/N) | Termination Point |
|---|---|---|---|---|---|---|
| 2C | USB | USB-to-Serial | 1 | 1 | No | -- |
| 3C | AC Input | 2 conductor, 18 AWG | 1 | 2 | No | (115v/60hz) |
| 4C | Ethernet | 5e Modular 8 pin only one Ethernet cord needed for WiFi testing | Up to 4 | 1 | No | -- |
| 5C | Coax | Coax. Not used for WiFi testing | 1 | 0 | Yes | -- |
| 6C | Telephony | Not used for WiFi testing | Up to 2 | 0 | No | -- |

**Table 6. Ports and Cabling Information**

## H. Mode of Operation

The provided instructions and software will configure the TG3482 (ER3) for operation at each required test mode.

## I. Method of Monitoring EUT Operation

The measured emission value is over the specified FCC limits.

## J. Modifications

### a) Modifications to EUT

No modifications were made to the EUT.

### b) Modifications to Test Standard

No modifications were made to the test standard.

## K. Disposition of EUT

The test sample including all support equipment submitted to the Electro-Magnetic Compatibility Lab for testing was returned to ARRIS Group, Inc. upon completion of testing.

 © 2017, MET Laboratories, Inc. 

# III. Electromagnetic Compatibility Criteria for Intentional Radiators

 © 2017, MET Laboratories, Inc. 

## Electromagnetic Compatibility Criteria for Intentional Radiators

## § 15.203 Antenna Requirement

**Test Requirement:** **§ 15.203:** An intentional radiator shall be designed to ensure that no antenna other than that furnished by the responsible party shall be used with the device. The use of a permanently attached antenna or of an antenna that uses a unique coupling to the intentional radiator shall be considered sufficient to comply with the provisions of this section. The manufacturer may design the unit so that a broken antenna can be replaced by the user, but the use of a standard antenna jack or electrical connector is prohibited.

The structure and application of the EUT were analyzed to determine compliance with Section 15.203 of the Rules. Section 15.203 states that the subject device must meet at least one of the following criteria:

a.) Antenna must be permanently attached to the unit.

b.) Antenna must use a unique type of connector to attach to the EUT.

c.) Unit must be professionally installed. Installer shall be responsible for verifying that the correct antenna is employed with the unit.

**Results:** The EUT as tested is compliant the criteria A of §15.203. The EUT has an antenna permanently attached.

**Test Engineer(s):** Jun Qi

**Test Date(s):** 11/04/16

 © 2017, MET Laboratories, Inc. 

## Electromagnetic Compatibility Criteria for Intentional Radiators

## § 15. 403(i) 26dB Bandwidth

**Test Requirements:** **§ 15.403(i):** For purposes of this subpart the emission bandwidth shall be determined by measuring the width of the signal between two points, one below the carrier center frequency and one above the carrier center frequency, that are 26 dB down relative to the maximum level of the modulated carrier. Determination of the emissions bandwidth is based on the use of measurement instrumentation employing a peak detector function with an instrument resolution bandwidth approximately equal to 1.0 percent of the emission bandwidth of the device under measurement.

**Test Procedure:** The transmitter was set to low, mid, and high operating frequencies at the highest output power and connected to the spectrum analyzer through an attenuator. The bandwidth of the fundamental frequency was measured with the spectrum analyzer using a RBW approximately equal to 1% of the total emission bandwidth, VBW > RBW. The 26 dB Bandwidth was measured and recorded.

**Test Results** The 26 dB Bandwidth was compliant with the requirements of this section.

**Test Engineer(s):** Jun Qi

**Test Date(s):** 11/04/16

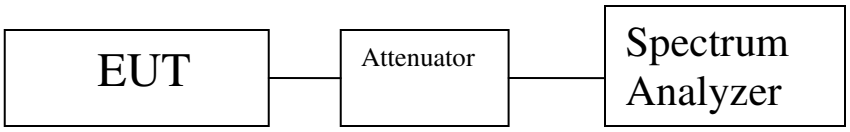


 © 2017, MET Laboratories, Inc. 

| UNII 2A Bandwidth | | | |
|---|---|---|---|
| AC | | | |
| **Center Frequency** | **Bandwidth** | **Mode** | **26 dB Bandwidth(MHz)** |
| Ch 5250M | BW 160M | ac mode | 158.192 |
| Ch 5290M | BW 80M | ac mode | 77.77 |
| Ch 5270M | BW 40M | ac mode | 38.359 |
| Ch 5310M | BW 40M | ac mode | 38.438 |
| Ch 5260M | BW 20M | ac mode | 19.879 |
| Ch 5300M | BW 20M | ac mode | 20.063 |
| Ch 5320M | BW 20M | ac mode | 19.833 |
| N | | | |
| **Center Frequency** | **Bandwidth** | **Mode** | **26 dB Bandwidth (MHz)** |
| Ch 5270M | BW 40M | n mode | 38.825 |
| Ch 5310M | BW 40M | n mode | 39.117 |
| Ch 5260M | BW 20M | n mode | 21.113 |
| Ch 5300M | BW 20M | n mode | 21.48 |
| Ch 5320M | BW 20M | n mode | 21.306 |
| A | | | |
| **Center Frequency** | **Bandwidth** | **Mode** | **26 dB Bandwidth (MHz)** |
| Ch 5260M | BW 20M | a mode | 19.057 |
| Ch 5300M | BW 20M | a mode | 19.135 |
| Ch 5320M | BW 20M | a mode | 19.114 |

**Table 7. Occupied Bandwidth, Test Results, Lower Bands**

 © 2017, MET Laboratories, Inc. 

| UNII 2C Bandwidth | | | |
|---|---|---|---|
| AC | | | |
| **Center Frequency** | **Bandwidth** | **Mode** | **26 dB Bandwidth(MHz)** |
| Ch 5570M | BW 160M | ac mode | 158.269 |
| Ch 5530M | BW 80M | ac mode | 77.974 |
| Ch 5610M | BW 80M | ac mode | 78.05 |
| Ch 5510M | BW 40M | ac mode | 38.295 |
| Ch 5550M | BW 40M | ac mode | 38.44 |
| Ch 5670M | BW 40M | ac mode | 38.358 |
| Ch 5500M | BW 20M | ac mode | 20.196 |
| N | | | |
| **Center Frequency** | **Bandwidth** | **Mode** | **26 dB Bandwidth** |
| Ch 5510M | BW 40M | n mode | 38.552 |
| Ch 5550M | BW 40M | n mode | 38.549 |
| Ch 5670M | BW 40M | n mode | 38.74 |
| Ch 5500M | BW 20M | n mode | 21.08 |
| Ch 5580M | BW 20M | n mode | 21.021 |
| A | | | |
| **Center Frequency** | **Bandwidth** | **Mode** | **26 dB Bandwidth** |
| Ch 5500M | BW 20M | a mode | 19.135 |
| Ch 5580M | BW 20M | a mode | 19.107 |
| Ch 5700M | BW 20M | a mode | 19.158 |

**Table 8. Occupied Bandwidth, Test Results, Upper Bands**

 © 2017, MET Laboratories, Inc. 

## Occupied Bandwidth, 802.11a

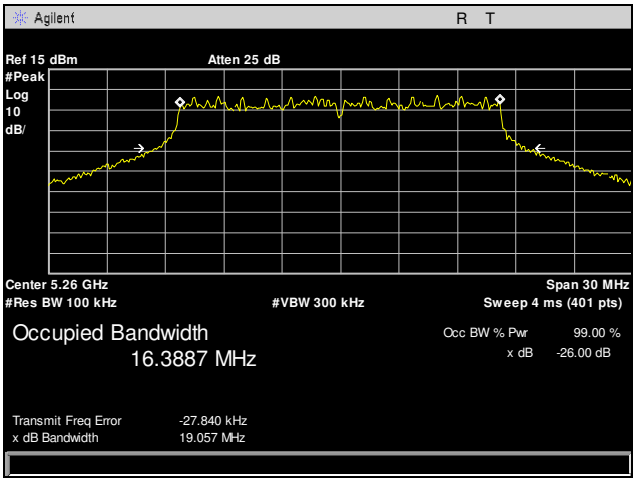


**Plot 1. Occupied Bandwidth, 802.11a, 5260 MHz**

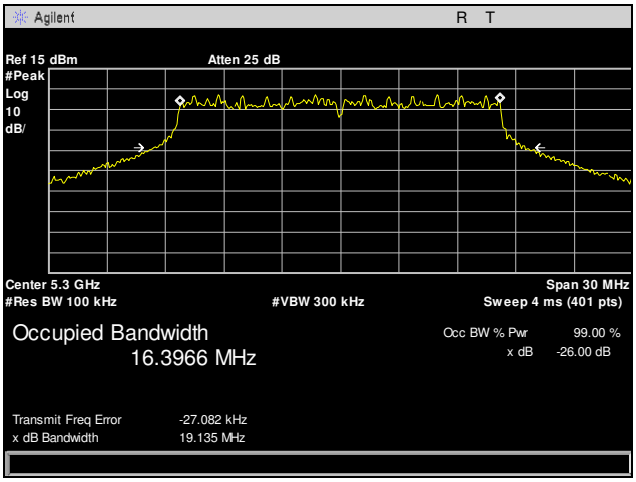


**Plot 2. Occupied Bandwidth, 802.11a, 5300 MHz**

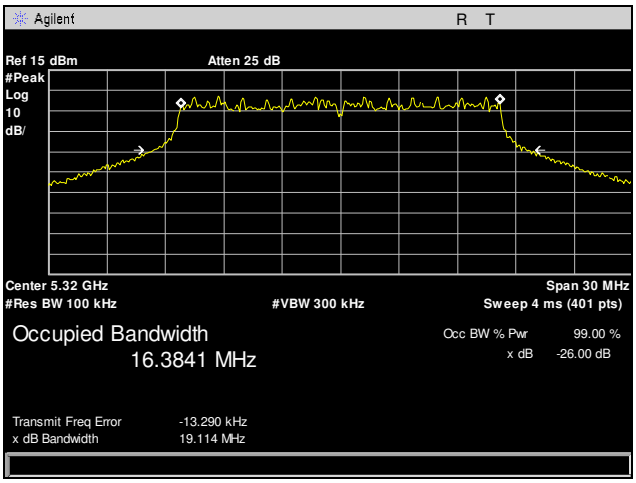


**Plot 3. Occupied Bandwidth, 802.11a, 5320 MHz**

 © 2017, MET Laboratories, Inc. 

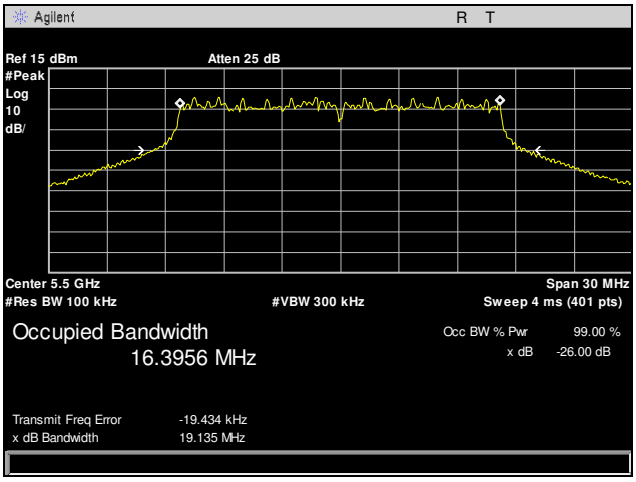


**Plot 4. Occupied Bandwidth, 802.11a, 5500 MHz**

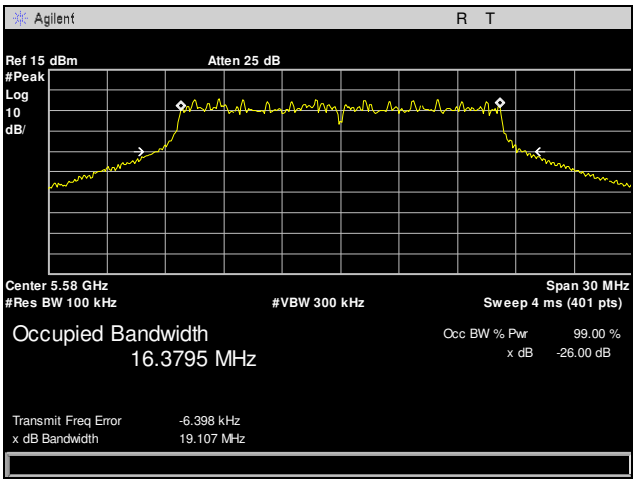


**Plot 5. Occupied Bandwidth, 802.11a, 5580 MHz**

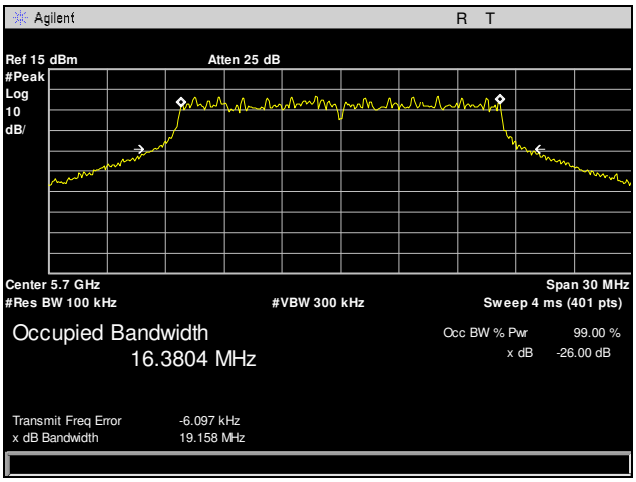


**Plot 6. Occupied Bandwidth, 802.11a, 5700 MHz**

 © 2017, MET Laboratories, Inc. 

## Occupied Bandwidth, 802.11ac 20 MHz

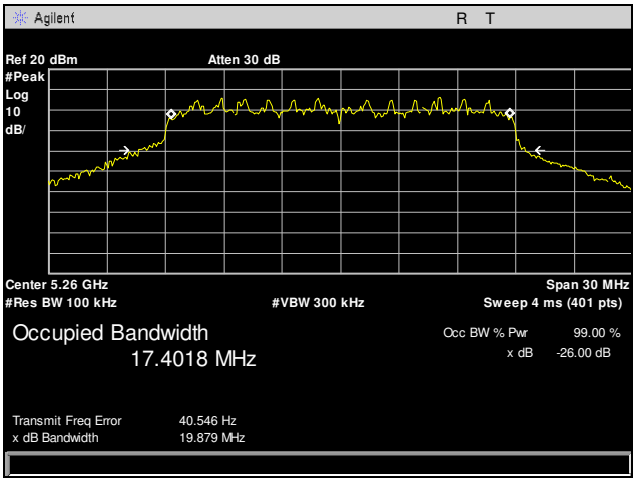


**Plot 7. Occupied Bandwidth, 802.11ac 20 MHz, 5260 MHz**

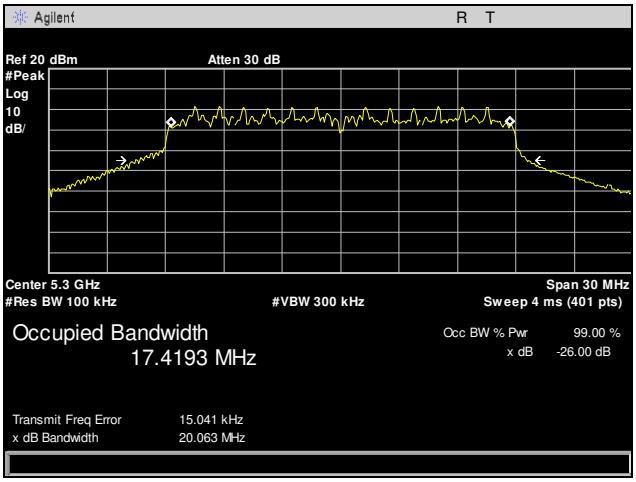


**Plot 8. Occupied Bandwidth, 802.11ac 20 MHz, 5300 MHz**

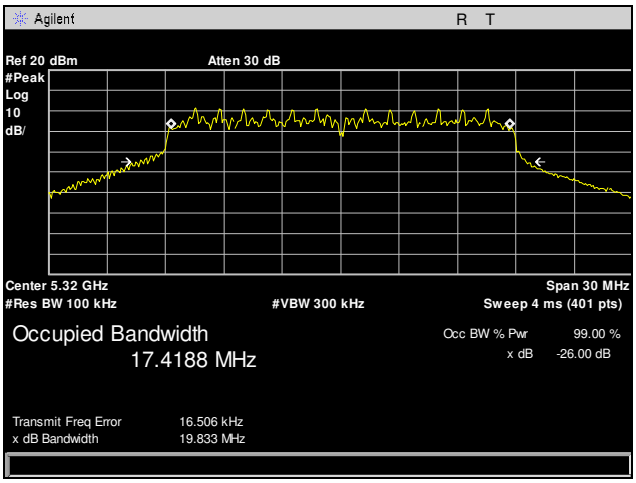


**Plot 9. Occupied Bandwidth, 802.11ac 20 MHz, 5320 MHz**

 © 2017, MET Laboratories, Inc. 

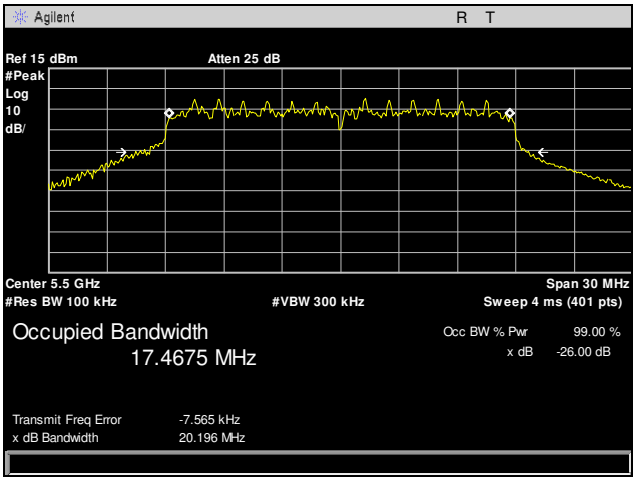


**Plot 10. Occupied Bandwidth, 802.11ac 20 MHz, 5500 MHz**

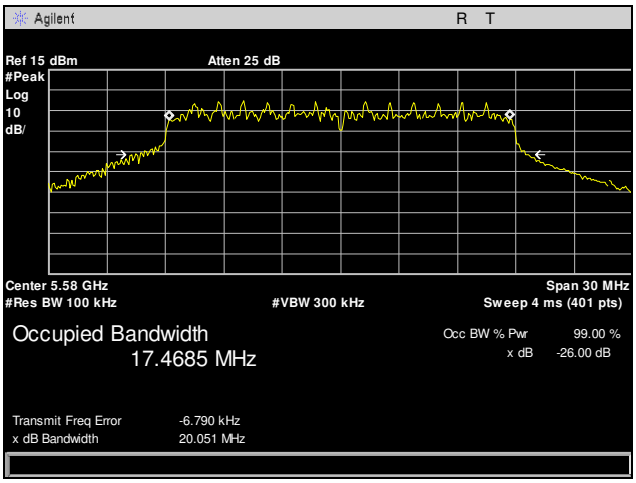


**Plot 11. Occupied Bandwidth, 802.11ac 20 MHz, 5580 MHz**

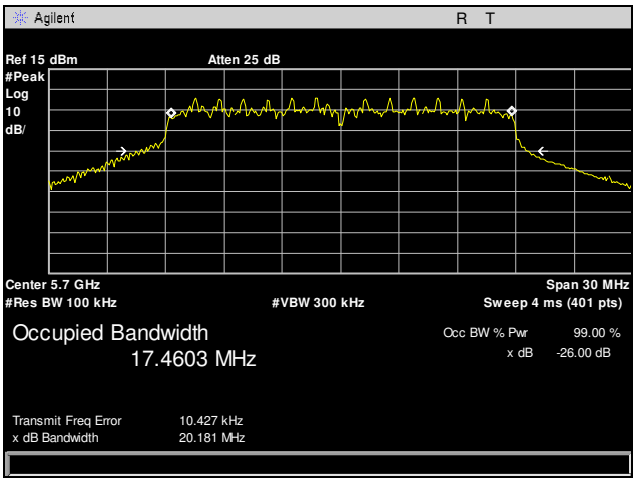


**Plot 12. Occupied Bandwidth, 802.11ac 20 MHz, 5700 MHz**

 © 2017, MET Laboratories, Inc. 

## Occupied Bandwidth, 802.11ac 40 MHz

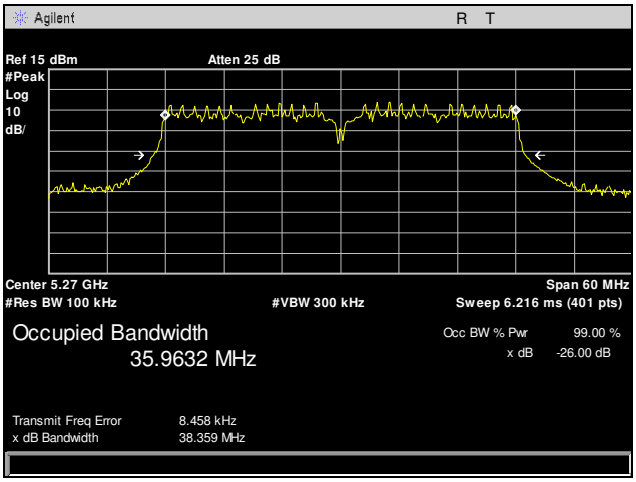


**Plot 13. Occupied Bandwidth, 802.11ac 40 MHz, 5270 MHz**

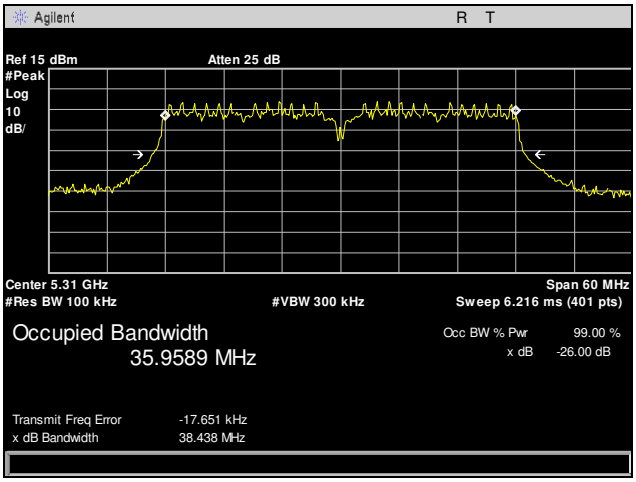


**Plot 14. Occupied Bandwidth, 802.11ac 40 MHz, 5310 MHz**

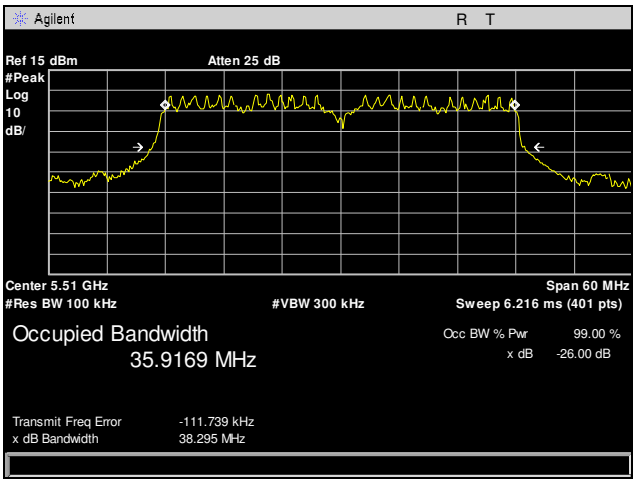


**Plot 15. Occupied Bandwidth, 802.11ac 40 MHz, 5510 MHz**

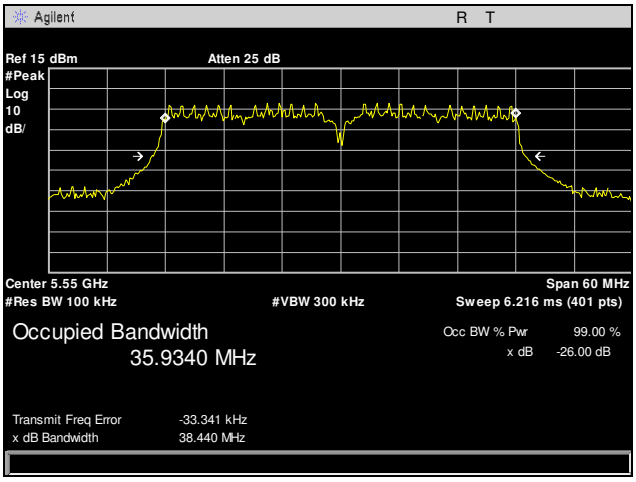


**Plot 16. Occupied Bandwidth, 802.11ac 40 MHz, 5550 MHz**

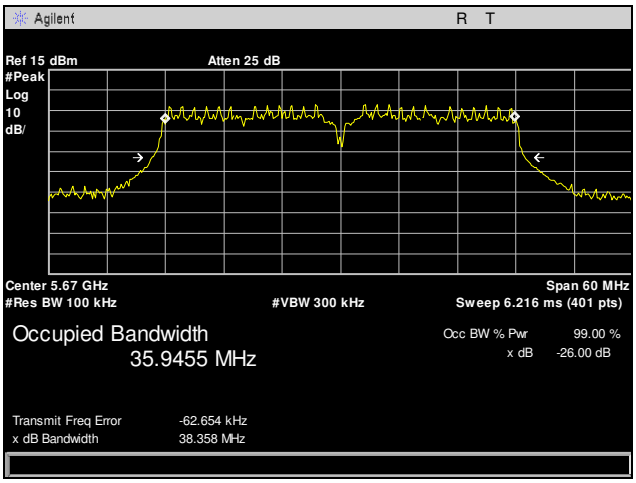


**Plot 17. Occupied Bandwidth, 802.11ac 40 MHz, 5670 MHz**

## Occupied Bandwidth, 802.11ac 80 MHz

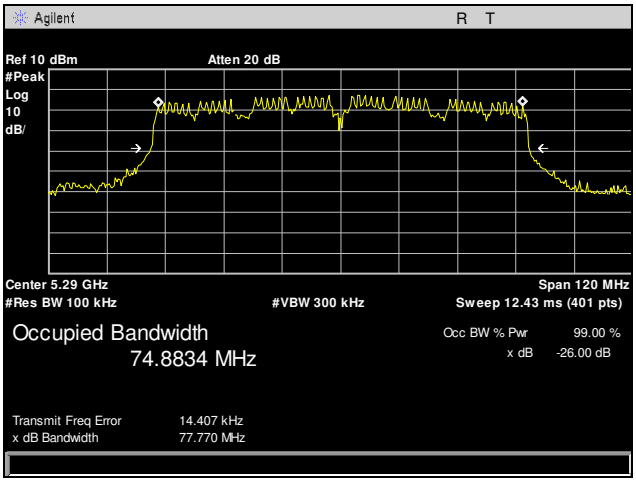


**Plot 18. Occupied Bandwidth, 802.11ac 80 MHz, 5290 MHz**

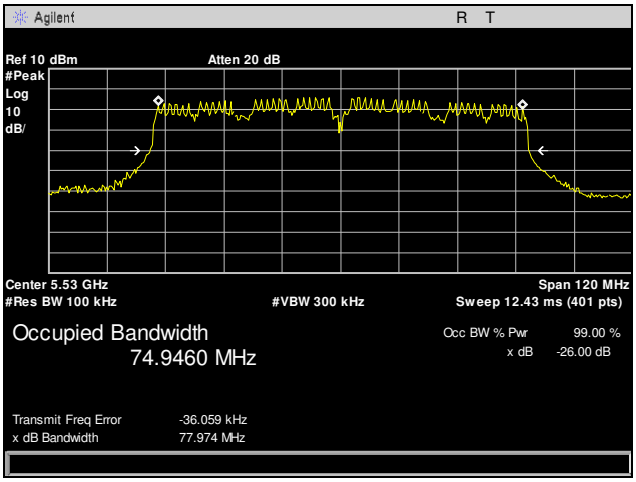


**Plot 19. Occupied Bandwidth, 802.11ac 80 MHz, 5530 MHz**

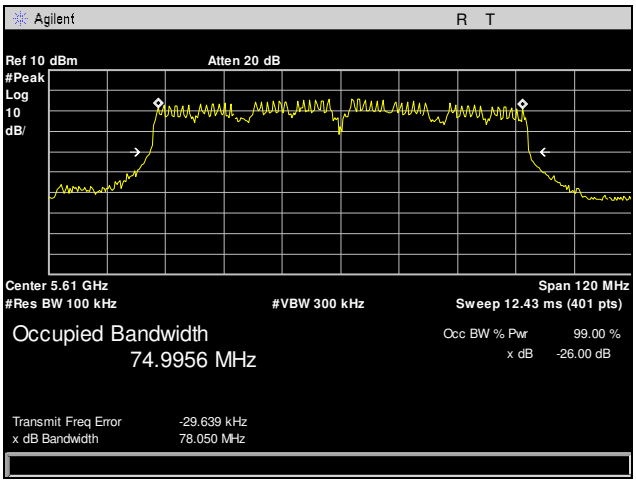


**Plot 20. Occupied Bandwidth, 802.11ac 80 MHz, 5610 MHz**

## Occupied Bandwidth, 802.11ac 160 MHz

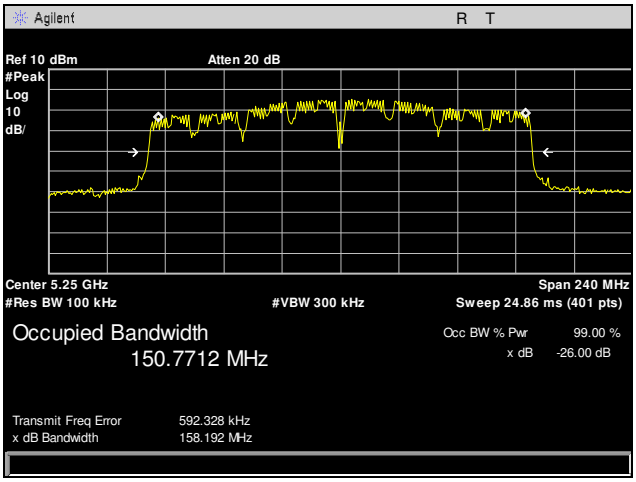


**Plot 21. Occupied Bandwidth, 802.11ac 160 MHz, 5250 MHz**

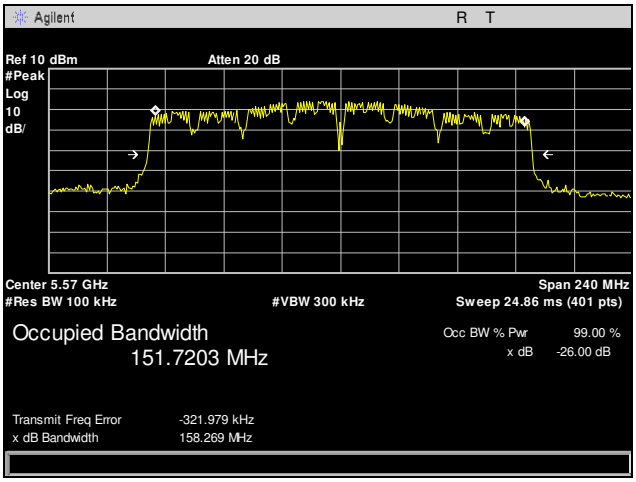


**Plot 22. Occupied Bandwidth, 802.11ac 160 MHz, 5570 MHz**

 © 2017, MET Laboratories, Inc. 

## Occupied Bandwidth, 802.11n 20 MHz

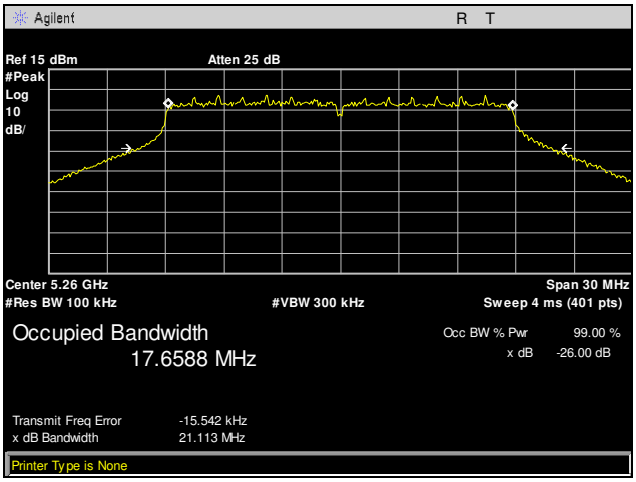


**Plot 23. Occupied Bandwidth, 802.11n 20 MHz, 5260 MHz**

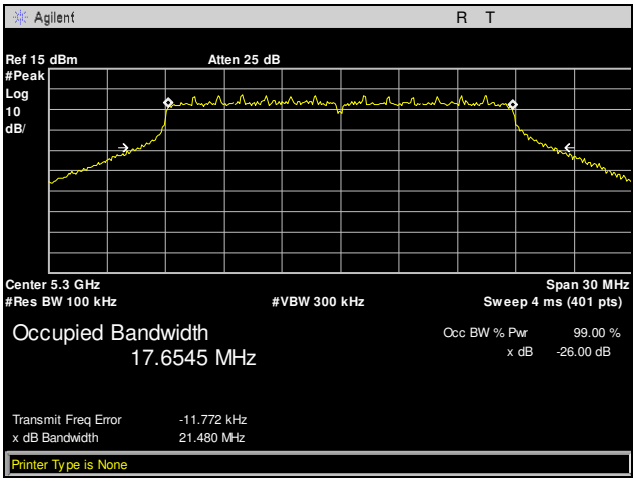


**Plot 24. Occupied Bandwidth, 802.11n 20 MHz, 5300 MHz**

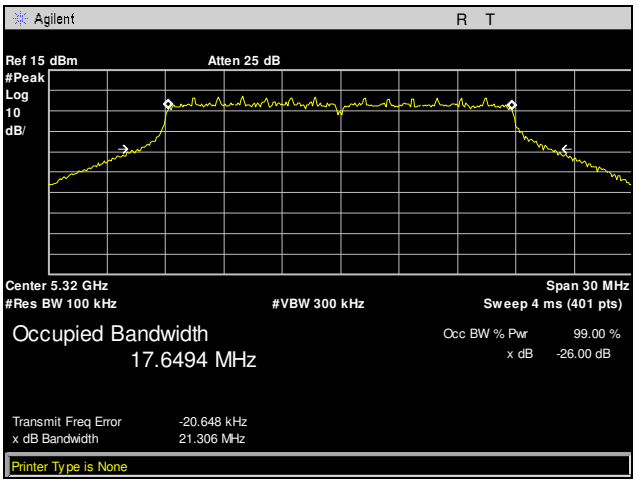


**Plot 25. Occupied Bandwidth, 802.11n 20 MHz, 5320 MHz**

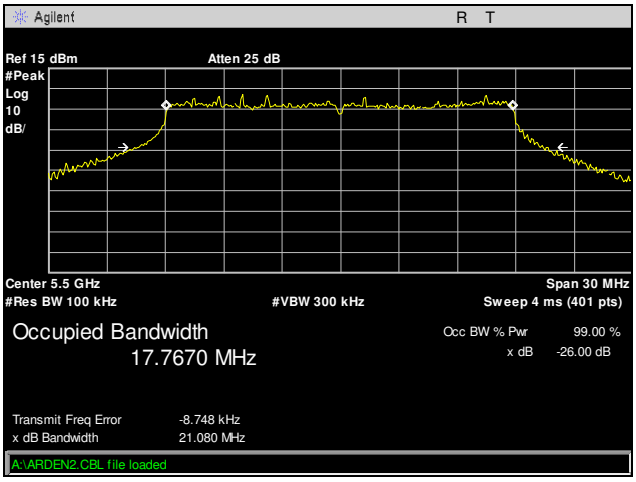


**Plot 26. Occupied Bandwidth, 802.11n 20 MHz, 5500 MHz**

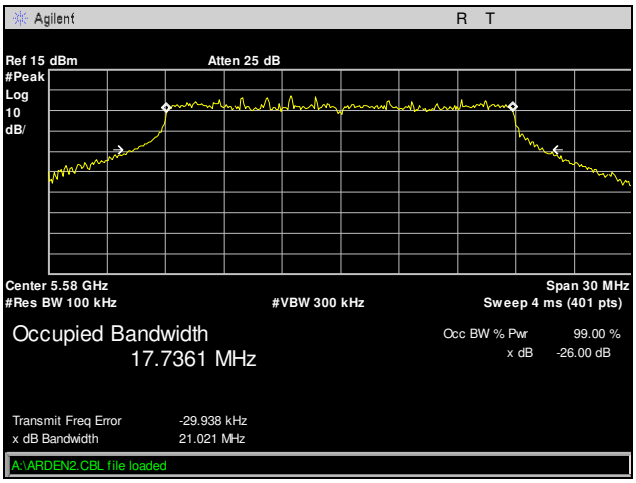


**Plot 27. Occupied Bandwidth, 802.11n 20 MHz, 5580 MHz**

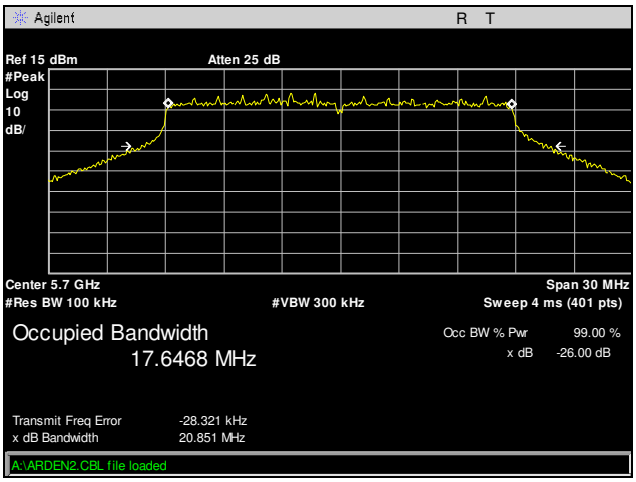


**Plot 28. Occupied Bandwidth, 802.11n 20 MHz, 5700 MHz**

## Occupied Bandwidth, 802.11n 40 MHz

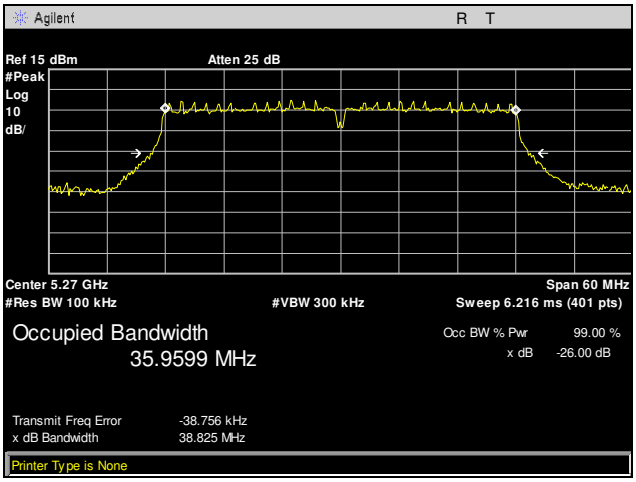


**Plot 29. Occupied Bandwidth, 802.11n 40 MHz, 5270 MHz**

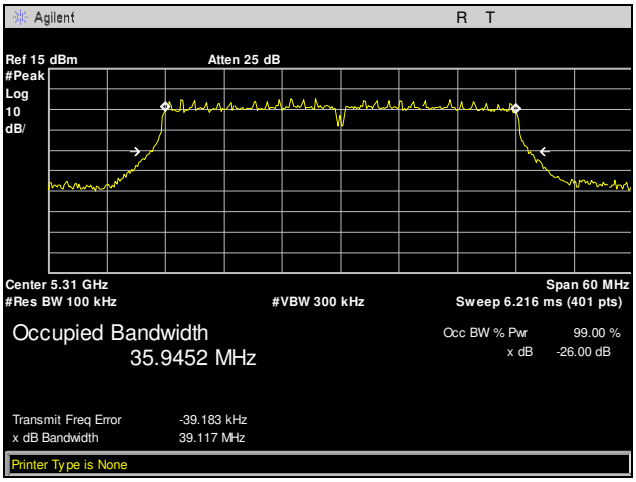


**Plot 30. Occupied Bandwidth, 802.11n 40 MHz, 5310 MHz**

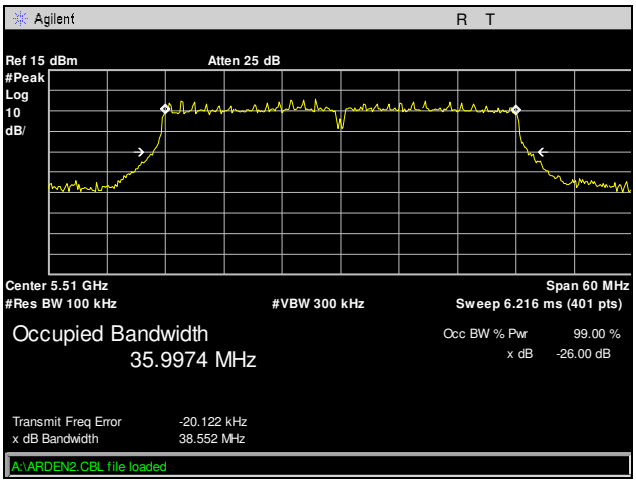


**Plot 31. Occupied Bandwidth, 802.11n 40 MHz, 5510 MHz**

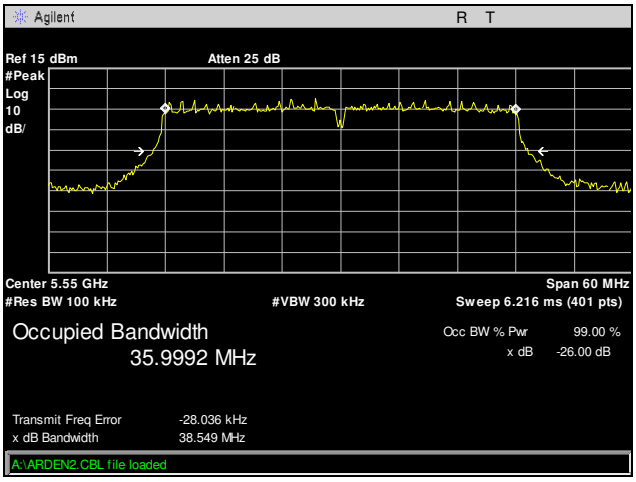


**Plot 32. Occupied Bandwidth, 802.11n 40 MHz, 5550 MHz**

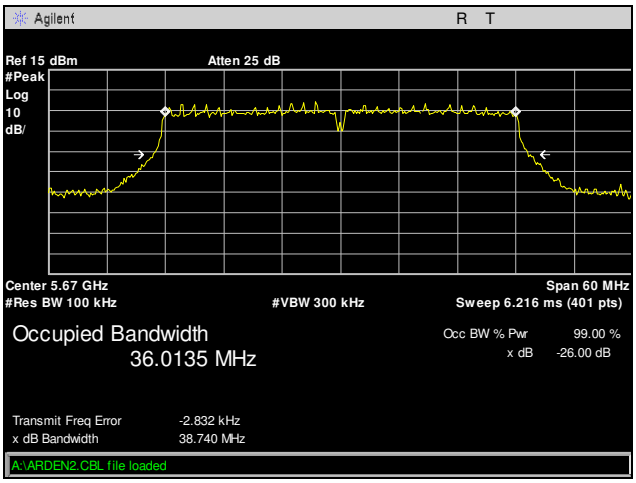


**Plot 33. Occupied Bandwidth, 802.11n 40 MHz, 5670 MHz**

## Electromagnetic Compatibility Criteria for Intentional Radiators

## §15.407 Duty Cycle Check

**Test Requirements:** **789033 D02 General UNII Test Procedures New Rules v01r03:** All measurements are to be performed with the EUT transmitting at 100% duty cycle at its maximum power control level; however, if 100% duty cycle cannot be achieved, measurements of duty cycle, x, and maximum-power transmission duration, T, are required for each tested mode of operation.

**Test Procedure:** The zero-span mode on a spectrum analyzer or EMI receiver, if the response time and spacing between bins on the sweep are sufficient to permit accurate measurements of the on and off times of the transmitted signal. Set the center frequency of the instrument to the center frequency of the transmission. Set RBW ≥ EBW if possible; otherwise, set RBW to the largest available value. Set VBW ≥ RBW. Set detector = peak or average. The zero-span measurement method shall not be used unless both RBW and VBW are > 50/T, where T is defined in section II.B.1.a), and the number of sweep points across duration T exceeds 100. (For example, if VBW and/or RBW are limited to 3 MHz, then the zero-span method of measuring duty cycle shall not be used if T ≤ 16.7 microseconds.)

**Test Results:** The duty cycle of EUT is 96%

**Test Engineer(s):** Jun Qi

**Test Date(s):** 10/25/2016

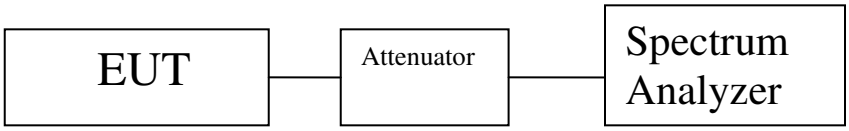


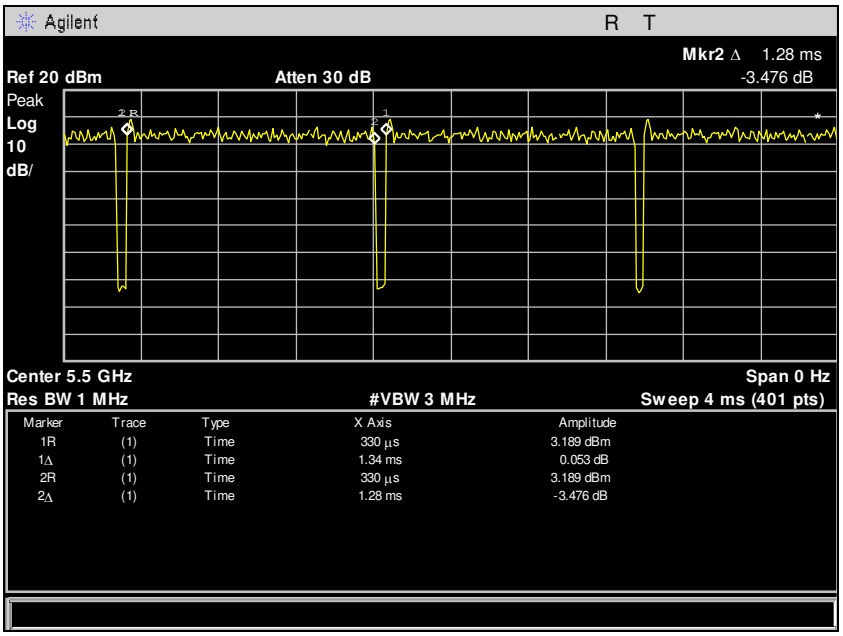


**Plot 34. Duty Cycle Check**

 © 2017, MET Laboratories, Inc. 

## Electromagnetic Compatibility Criteria for Intentional Radiators

## §15. 407(a)(2) Maximum Conducted Output Power

**Test Requirements:** **§15.407(a)(2):** For the 5.25-5.35 GHz and 5.47-5.725 GHz bands, the maximum conducted output power over the frequency bands of operation shall not exceed the lesser of 250 mW or 11 dBm + 10 log B, where B is the 26 dB emission bandwidth in megahertz.
If transmitting antennas of directional gain greater than 6 dBi are used, both the maximum conducted output power and the maximum power spectral density shall be reduced by the amount in dB that the directional gain of the antenna exceeds 6 dBi.

**§15.407(h)(1):** Transmit power control (TPC). U-NII devices operating in the 5.25-5.35 GHz band and the 5.47-5.725 GHz band shall employ a TPC mechanism. The U-NII device is required to have the capability to operate at least 6 dB below the mean EIRP value of 30 dBm. A TPC mechanism is not required for systems with an e.i.r.p. of less than 500 mW.

**Test Procedure:** The EUT was connected to a spectrum analyzer through a cable and attenuator. Measurements were taken with the EUT set to transmit continuously on its low, mid, and high channels. Its power was measured according to measurement method SA-1, as described in 789033 D02 General UNII Test Procedures v01.

To verify the TPC requirement of the rule part, observations using the same measurement method were made with the EUT set to a lower power setting.

**Test Results:** The EUT as tested is compliant with the requirements of this section.

**Test Engineer(s):** Jun Qi

**Test Date(s):** 11/04/16

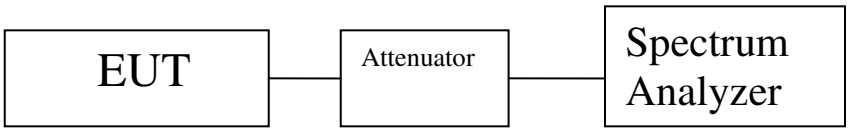

| UNII 2A POWER | | | | | | | | | | | | |
|---|---|---|---|---|---|---|---|---|---|---|---|---|
| 4x8 AC | | | | | | | | | | | | |
| **Center Frequency** | **Bandwidth** | **Mode** | **Port 1 Data** | **Port 2 Data** | **Port 3 Data** | **Port 4 Data** | **Sum of 4 Ports** | **Limit** | **Duty Cycle Factror** | **Antenna Gain** | **Final limit** | **Margin dB** |
| Ch 5250M | BW 160M(UNII 2A) | ac mode | 16.99 | 16.04 | 16.45 | 15.43 | 22.29 | 24 | 0.2 | 6.1 | 23.7 | -1.41 |
| Ch 5250M | BW 160M(UNII 1) | ac mode | 15.61 | 16.17 | 15.5 | 14.83 | 21.58 | 30 | 0.2 | 6.1 | 29.7 | -8.12 |
| Ch 5290M | BW 80M | ac mode | 17.57 | 17.24 | 17.46 | 16.21 | 23.18 | 24 | 0.2 | 6.1 | 23.7 | -0.52 |
| Ch 5270M | BW 40M | ac mode | 17.82 | 16.76 | 17.08 | 15.98 | 22.99 | 24 | 0.2 | 6.1 | 23.7 | -0.71 |
| Ch 5310M | BW 40M | ac mode | 17.88 | 17.61 | 17.92 | 16.53 | 23.55 | 24 | 0.2 | 6.1 | 23.7 | -0.15 |
| Ch 5260M | BW 20M | ac mode | 15.82 | 14.76 | 14.84 | 13.8 | 20.89 | 24 | 0.2 | 6.1 | 23.7 | -2.81 |
| Ch 5300M | BW 20M | ac mode | 15.57 | 15.34 | 15.89 | 14.41 | 21.36 | 24 | 0.2 | 6.1 | 23.7 | -2.34 |
| Ch 5320M | BW 20M | ac mode | 15.95 | 15.63 | 15.96 | 14.14 | 21.51 | 24 | 0.2 | 6.1 | 23.7 | -2.19 |
| 4x8 N | | | | | | | | | | | | |
| **Center Frequency** | **Bandwidth** | **Mode** | **Port 1 Data** | **Port 2 Data** | **Port 3 Data** | **Port 4 Data** | **Sum of 4 Ports** | **Limit** | **Duty Cycle Factror** | **Antenna Gain** | **Final limit** | **Margin dB** |
| Ch 5270M | BW 40M | n mode | 17.7 | 17.06 | 17.28 | 16.19 | 23.12 | 24 | 0.2 | 6.1 | 23.7 | -0.58 |
| Ch 5310M | BW 40M | n mode | 17.98 | 17.81 | 18.05 | 16.54 | 23.66 | 24 | 0.2 | 6.1 | 23.7 | -0.04 |
| Ch 5260M | BW 20M | n mode | 16.6 | 15.88 | 15.89 | 14.08 | 21.73 | 24 | 0.2 | 6.1 | 23.7 | -1.97 |
| Ch 5300M | BW 20M | n mode | 15.77 | 15.31 | 15.93 | 14.12 | 21.36 | 24 | 0.2 | 6.1 | 23.7 | -2.34 |
| Ch 5320M | BW 20M | n mode | 16.08 | 15.63 | 15.78 | 13.81 | 21.44 | 24 | 0.2 | 6.1 | 23.7 | -2.26 |
| 4x8 A | | | | | | | | | | | | |
| **Center Frequency** | **Bandwidth** | **Mode** | **Port 1 Data** | **Port 2 Data** | **Port 3 Data** | **Port 4 Data** | **Sum of 4 Ports** | **Limit** | **Duty Cycle Factror** | **Antenna Gain** | **Final limit** | **Margin dB** |
| Ch 5260M | BW 20M | a mode | 15.2 | 15 | 14.5 | 13.39 | 20.6 | 24 | 0.2 | 6.1 | 23.7 | -3.1 |
| Ch 5300M | BW 20M | a mode | 15.04 | 14.94 | 15.31 | 13.61 | 20.8 | 24 | 0.2 | 6.1 | 23.7 | -2.9 |
| Ch 5320M | BW 20M | a mode | 15.57 | 15.49 | 15.34 | 14.12 | 21.19 | 24 | 0.2 | 6.1 | 23.7 | -2.51 |

**Table 9. Conducted Output Power, Test Results, Lower Bands, 4x8**

 © 2017, MET Laboratories, Inc. 

| UNII 2A POWER | | | | | | | | | | | | | | | | |
|---|---|---|---|---|---|---|---|---|---|---|---|---|---|---|---|---|
| 8x8 AC | | | | | | | | | | | | | | | | |
| Center Frequency | Bandwidth | Mode | Port 1 Data | Port 2 Data | Port 3 Data | Port 4 Data | Port 5 Data | Port 6 Data | Port 7 Data | Port 8 Data | Sum of 8 Ports | Limit | Duty Cycle Factor | Antenna Gain | Final limit | Margin dB |
| | BW 160M(UNII 2A) | ac mode | 12.69 | 11.84 | 11.99 | 10.78 | 11.97 | 10.69 | 11.14 | 11.2 | 20.62 | 24 | 0.2 | 8.5 | 21.3 | -0.68 |
| Ch 5250M | BW 160M(UNII 1) | ac mode | 11.89 | 12.58 | 11.33 | 10.84 | 11.55 | 11 | 11.21 | 10.53 | 20.45 | 30 | 0.2 | 8.5 | 27.3 | -6.85 |
| Ch 5290M | BW 80M | ac mode | 12.4 | 12.26 | 12.11 | 11.36 | 12.32 | 11.99 | 12.52 | 11.9 | 21.16 | 24 | 0.2 | 8.5 | 21.3 | -0.14 |
| Ch 5270M | BW 40M | ac mode | 12.31 | 11.67 | 11.38 | 10.2 | 12.35 | 11.39 | 12.06 | 11.17 | 20.65 | 24 | 0.2 | 8.5 | 21.3 | -0.65 |
| Ch 5310M | BW 40M | ac mode | 12.13 | 11.59 | 11.47 | 10.01 | 12.98 | 12.31 | 11.79 | 11.64 | 20.85 | 24 | 0.2 | 8.5 | 21.3 | -0.45 |
| Ch 5260M | BW 20M | ac mode | 10.54 | 10.15 | 9.47 | 8.59 | 10.45 | 9.32 | 9.62 | 9.89 | 18.83 | 24 | 0.2 | 8.5 | 21.3 | -2.47 |
| Ch 5300M | BW 20M | ac mode | 10.27 | 10 | 9.86 | 8.57 | 10.28 | 9.76 | 9.63 | 9.1 | 18.75 | 24 | 0.2 | 8.5 | 21.3 | -2.55 |
| Ch 5320M | BW 20M | ac mode | 10.28 | 10.12 | 9.13 | 8.22 | 11.14 | 10.33 | 10.57 | 9.97 | 19.08 | 24 | 0.2 | 8.5 | 21.3 | -2.22 |
| 8x8 N | | | | | | | | | | | | | | | | |
| Center Frequency | Bandwidth | Mode | Port 1 Data | Port 2 Data | Port 3 Data | Port 4 Data | Port 5 Data | Port 6 Data | Port 7 Data | Port 8 Data | Sum of 8 Ports | Limit | Duty Cycle Factor | Antenna Gain | Final limit | Margin dB |
| Ch 5270M | BW 40M | n mode | 12.21 | 11.7 | 11.64 | 10.32 | 11.96 | 10.65 | 11.16 | 11.62 | 20.48 | 24 | 0.2 | 8.5 | 21.3 | -0.82 |
| Ch 5310M | BW 40M | n mode | 12.27 | 11.87 | 11.4 | 10.16 | 12.25 | 11.29 | 11.1 | 12.31 | 20.67 | 24 | 0.2 | 8.5 | 21.3 | -0.63 |
| Ch 5260M | BW 20M | n mode | 9.47 | 9.81 | 8.68 | 7.54 | 10.38 | 9.98 | 8.88 | 10.34 | 18.51 | 24 | 0.2 | 8.5 | 21.3 | -2.79 |
| Ch 5300M | BW 20M | n mode | 10.33 | 9.73 | 9.31 | 7.71 | 10.31 | 9.6 | 9.75 | 10.87 | 18.82 | 24 | 0.2 | 8.5 | 21.3 | -2.48 |
| Ch 5320M | BW 20M | n mode | 10.02 | 9.55 | 8.9 | 7.66 | 10.67 | 10.23 | 8.73 | 10.33 | 18.65 | 24 | 0.2 | 8.5 | 21.3 | -2.65 |
| 8x8 A | | | | | | | | | | | | | | | | |
| Center Frequency | Bandwidth | Mode | Port 1 Data | Port 2 Data | Port 3 Data | Port 4 Data | Port 5 Data | Port 6 Data | Port 7 Data | Port 8 Data | Sum of 8 Ports | Limit | Duty Cycle Factor | Antenna Gain | Final limit | Margin dB |
| Ch 5260M | BW 20M | a mode | 9.86 | 9.67 | 9.24 | 7.44 | 10.26 | 9.68 | 10.1 | 10.52 | 18.72 | 24 | 0.2 | 8.5 | 21.3 | -2.58 |
| Ch 5300M | BW 20M | a mode | 10.39 | 10.2 | 9.23 | 7.54 | 11.2 | 10.5 | 10.36 | 10.65 | 19.16 | 24 | 0.2 | 8.5 | 21.3 | -2.14 |
| Ch 5320M | BW 20M | a mode | 10.14 | 9.71 | 8.89 | 7.12 | 10.5 | 10.03 | 8.33 | 10.59 | 18.59 | 24 | 0.2 | 8.5 | 21.3 | -2.71 |

**Table 10. Conducted Output Power, Test Results, Lower Bands, 8x8**

 © 2017, MET Laboratories, Inc. 

| UNII 2C POWER | | | | | | | | | | | | |
|---|---|---|---|---|---|---|---|---|---|---|---|---|
| 4x8 AC | | | | | | | | | | | | |
| **Center Frequency** | **Bandwidth** | **Mode** | **Port 1 Data** | **Port 2 Data** | **Port 3 Data** | **Port 4 Data** | **Sum of 4 Ports** | **Limit** | **Duty Cycle Factror** | **Antenna Gain** | **Final limit** | **Margin dB** |
| Ch 5570M | BW 160M | ac mode | 17.27 | 16.97 | 17.57 | 16.89 | 23.21 | 24 | 0.2 | 6.1 | 23.7 | -0.49 |
| Ch 5530M | BW 80M | ac mode | 17.15 | 16.78 | 17.57 | 16.69 | 23.09 | 24 | 0.2 | 6.1 | 23.7 | -0.61 |
| Ch 5610M | BW 80M | ac mode | 17.37 | 17.05 | 17.87 | 17.14 | 23.39 | 24 | 0.2 | 6.1 | 23.7 | -0.31 |
| Ch 5690M | BW 80M(UNII 2C) | ac mode | 17.38 | 17 | 17.61 | 17.04 | 23.29 | 24 | 0.2 | 6.1 | 23.7 | -0.41 |
| Ch 5510M | BW 40M | ac mode | 17.56 | 17.39 | 18.07 | 17.1 | 23.57 | 24 | 0.2 | 6.1 | 23.7 | -0.13 |
| Ch 5550M | BW 40M | ac mode | 17.41 | 17.17 | 17.84 | 16.82 | 23.35 | 24 | 0.2 | 6.1 | 23.7 | -0.35 |
| Ch 5670M | BW 40M | ac mode | 17.1 | 16.59 | 17.59 | 17.21 | 23.16 | 24 | 0.2 | 6.1 | 23.7 | -0.54 |
| Ch 5710M | BW 40M(UNII 2C) | ac mode | 17.68 | 17.28 | 15.99 | 15.71 | 22.77 | 24 | 0.2 | 6.1 | 23.7 | -0.93 |
| Ch 5500M | BW 20M | ac mode | 15.05 | 14.36 | 15.7 | 14.69 | 21 | 24 | 0.2 | 6.1 | 23.7 | -2.7 |
| Ch 5580M | BW 20M | ac mode | 15.62 | 15.39 | 15.93 | 14.83 | 21.49 | 24 | 0.2 | 6.1 | 23.7 | -2.21 |
| Ch 5680M | BW 20M | ac mode | 15.83 | 15.16 | 15.25 | 15.16 | 21.38 | 24 | 0.2 | 6.1 | 23.7 | -2.32 |
| Ch 5700M | BW 20M | ac mode | 16.01 | 15.73 | 14.15 | 13.14 | 20.94 | 24 | 0.2 | 6.1 | 23.7 | -2.76 |
| Ch 5720M | BW 20M(UNII 2C) | ac mode | 15.05 | 15.32 | 13.66 | 12.59 | 20.32 | 24 | 0.2 | 6.1 | 23.7 | -3.38 |
| 4x8 N | | | | | | | | | | | | |
| **Center Frequency** | **Bandwidth** | **Mode** | **Port 1 Data** | **Port 2 Data** | **Port 3 Data** | **Port 4 Data** | **Sum of 4 Ports** | **Limit** | **Duty Cycle Factror** | **Antenna Gain** | **Final limit** | **Margin dB** |
| Ch 5510M | BW 40M | n mode | 16.9 | 16.87 | 17.78 | 16.81 | 23.13 | 24 | 0.2 | 6.1 | 23.7 | -0.57 |
| Ch 5550M | BW 40M | n mode | 17.13 | 16.63 | 18.1 | 17.17 | 23.32 | 24 | 0.2 | 6.1 | 23.7 | -0.38 |
| Ch 5670M | BW 40M | n mode | 16.7 | 15.9 | 17.36 | 16.96 | 22.79 | 24 | 0.2 | 6.1 | 23.7 | -0.91 |
| Ch 5710M | BW 40M(UNII 2C) | n mode | 16.67 | 16.31 | 15.78 | 15.42 | 22.1 | 24 | 0.2 | 6.1 | 23.7 | -1.6 |
| Ch 5500M | BW 20M | n mode | 15.47 | 14.98 | 16.22 | 14.62 | 21.39 | 24 | 0.2 | 6.1 | 23.7 | -2.31 |
| Ch 5580M | BW 20M | n mode | 15.46 | 15.29 | 16.19 | 14.95 | 21.52 | 24 | 0.2 | 6.1 | 23.7 | -2.18 |
| Ch 5680M | BW 20M | n mode | 14.95 | 14.6 | 15.48 | 13.93 | 20.8 | 24 | 0.2 | 6.1 | 23.7 | -2.9 |
| 4x8 A | | | | | | | | | | | | |
| **Center Frequency** | **Bandwidth** | **Mode** | **Port 1 Data** | **Port 2 Data** | **Port 3 Data** | **Port 4 Data** | **Sum of 4 Ports** | **Limit** | **Duty Cycle Factror** | **Antenna Gain** | **Final limit** | **Margin dB** |
| Ch 5500M | BW 20M | a mode | 14.68 | 14.66 | 15.58 | 14.33 | 20.86 | 24 | 0.2 | 6.1 | 23.7 | -2.84 |
| Ch 5580M | BW 20M | a mode | 14.89 | 14.34 | 15.66 | 14.83 | 20.98 | 24 | 0.2 | 6.1 | 23.7 | -2.72 |
| Ch 5680M | BW 20M | a mode | 15 | 14.25 | 15.48 | 14.41 | 20.84 | 24 | 0.2 | 6.1 | 23.7 | -2.86 |
| Ch 5700M | BW 20M | a mode | 15.82 | 15.45 | 14.36 | 13.79 | 20.96 | 24 | 0.2 | 6.1 | 23.7 | -2.74 |
| Ch 5720M | BW 20M(UNII 2C) | a mode | 14.1 | 13.79 | 13.15 | 12.73 | 19.5 | 24 | 0.2 | 6.1 | 23.7 | -4.2 |

**Table 11. Conducted Output Power, Test Results, Upper Bands, 4x8**

 © 2017, MET Laboratories, Inc. 

| UNII 2C POWER | | | | | | | | | | | | | | | | |
|---|---|---|---|---|---|---|---|---|---|---|---|---|---|---|---|---|
| 8x8 AC | | | | | | | | | | | | | | | | |
| Center Frequency | Bandwidth | Mode | Port 1 Data | Port 2 Data | Port 3 Data | Port 4 Data | Port 5 Data | Port 6 Data | Port 7 Data | Port 8 Data | Sum of 8 Ports | Limit | Duty Cycle Factor | Antenna Gain | Final limit | Margin dB |
| Ch 5570M | BW 160M | ac mode | 12.27 | 11.86 | 11.82 | 12.22 | 12.3 | 10.96 | 12.91 | 11.15 | 21.01 | 24 | 0.2 | 8.5 | 21.3 | -0.29 |
| Ch 5530M | BW 80M | ac mode | 12.11 | 12.14 | 11.85 | 11.41 | 12.24 | 11.12 | 12.84 | 11.05 | 20.92 | 24 | 0.2 | 8.5 | 21.3 | -0.38 |
| Ch 5610M | BW 80M | ac mode | 11.69 | 11.27 | 11.21 | 10.86 | 12.55 | 11.69 | 12.64 | 11.73 | 20.78 | 24 | 0.2 | 8.5 | 21.3 | -0.52 |
| Ch 5690M | BW 80M(UNII 2C) | ac mode | 11.49 | 11.14 | 11.47 | 10.54 | 13.25 | 11.65 | 12.75 | 10.98 | 20.78 | 24 | 0.2 | 8.5 | 21.3 | -0.52 |
| Ch 5510M | BW 40M | ac mode | 12.34 | 11.58 | 12.3 | 10.42 | 13.71 | 11.65 | 12.15 | 11.48 | 21.08 | 24 | 0.2 | 8.5 | 21.3 | -0.22 |
| Ch 5550M | BW 40M | ac mode | 12.05 | 11.64 | 11.55 | 11.45 | 12.61 | 11.36 | 11.86 | 9.92 | 20.65 | 24 | 0.2 | 8.5 | 21.3 | -0.65 |
| Ch 5670M | BW 40M | ac mode | 11.39 | 11.11 | 11.41 | 11 | 13.39 | 11.73 | 12.81 | 10.95 | 20.85 | 24 | 0.2 | 8.5 | 21.3 | -0.45 |
| Ch 5710M | BW 40M(UNII 2C) | ac mode | 12.17 | 12.3 | 10.35 | 10.14 | 11.94 | 12.97 | 12.72 | 12.48 | 21.03 | 24 | 0.2 | 8.5 | 21.3 | -0.27 |
| Ch 5500M | BW 20M | ac mode | 10.15 | 9.76 | 8.99 | 8.52 | 11.57 | 10 | 8.77 | 10.26 | 18.89 | 24 | 0.2 | 8.5 | 21.3 | -2.41 |
| Ch 5580M | BW 20M | ac mode | 10.78 | 10.22 | 9.57 | 9.1 | 10.94 | 9.11 | 10.11 | 10 | 19.06 | 24 | 0.2 | 8.5 | 21.3 | -2.24 |
| Ch 5680M | BW 20M | ac mode | 10.42 | 10.07 | 9.66 | 8.89 | 11.51 | 9.81 | 11.04 | 10.03 | 19.28 | 24 | 0.2 | 8.5 | 21.3 | -2.02 |
| Ch 5700M | BW 20M | ac mode | 10.43 | 10.39 | 8.49 | 7.04 | 9.34 | 10.77 | 10.55 | 10.02 | 18.81 | 24 | 0.2 | 8.5 | 21.3 | -2.49 |
| Ch 5720M | BW 20M(UNII 2C) | ac mode | 9 | 10.12 | 7.48 | 6.16 | 8.73 | 9.96 | 9.81 | 8.75 | 17.96 | 24 | 0.2 | 8.5 | 21.3 | -3.34 |
| 8x8 N | | | | | | | | | | | | | | | | |
| Center Frequency | Bandwidth | Mode | Port 1 Data | Port 2 Data | Port 3 Data | Port 4 Data | Port 5 Data | Port 6 Data | Port 7 Data | Port 8 Data | Sum of 8 Ports | Limit | Duty Cycle Factor | Antenna Gain | Final limit | Margin dB |
| Ch 5510M | BW 40M | n mode | 12.24 | 12.13 | 12.39 | 11.89 | 12.48 | 11.39 | 13.34 | 11.17 | 21.21 | 24 | 0.2 | 8.5 | 21.3 | -0.09 |
| Ch 5550M | BW 40M | n mode | 11.91 | 11.81 | 12.14 | 11.79 | 12.71 | 11.44 | 12.8 | 11.6 | 21.09 | 24 | 0.2 | 8.5 | 21.3 | -0.21 |
| Ch 5670M | BW 40M | n mode | 12.57 | 12.72 | 12.93 | 12.58 | 12.5 | 10.54 | 12.46 | 11.2 | 21.29 | 24 | 0.2 | 8.5 | 21.3 | -0.01 |
| Ch 5710M | BW 40M(UNII 2C) | n mode | 12.25 | 12.64 | 11.03 | 10.35 | 11.55 | 13.05 | 12.87 | 12.23 | 21.12 | 24 | 0.2 | 8.5 | 21.3 | -0.18 |
| Ch 5500M | BW 20M | n mode | 9.82 | 9.29 | 10.24 | 9.18 | 10.49 | 9.02 | 11.26 | 9.66 | 18.97 | 24 | 0.2 | 8.5 | 21.3 | -2.33 |
| Ch 5580M | BW 20M | n mode | 10.22 | 10.28 | 10.42 | 9.6 | 9.97 | 8.15 | 10.58 | 8.56 | 18.84 | 24 | 0.2 | 8.5 | 21.3 | -2.46 |
| Ch 5680M | BW 20M | n mode | 9.26 | 9.26 | 8.49 | 7.73 | 11.61 | 9.73 | 10.84 | 9.89 | 18.79 | 24 | 0.2 | 8.5 | 21.3 | -2.51 |
| 8x8 A | | | | | | | | | | | | | | | | |
| Center Frequency | Bandwidth | Mode | Port 1 Data | Port 2 Data | Port 3 Data | Port 4 Data | Port 5 Data | Port 6 Data | Port 7 Data | Port 8 Data | Sum of 8 Ports | Limit | Duty Cycle Factor | Antenna Gain | Final limit | Margin dB |
| Ch 5500M | BW 20M | a mode | 9.91 | 9.6 | 10.02 | 9.34 | 9.1 | 7.99 | 10.4 | 8.85 | 18.49 | 24 | 0.2 | 8.5 | 21.3 | -2.81 |
| Ch 5580M | BW 20M | a mode | 9.83 | 9.77 | 9.4 | 9.04 | 9.35 | 8.28 | 9.89 | 9 | 18.38 | 24 | 0.2 | 8.5 | 21.3 | -2.92 |
| Ch 5680M | BW 20M | a mode | 9.1 | 8.93 | 8.82 | 8.17 | 9.75 | 7.94 | 9.71 | 8.56 | 17.95 | 24 | 0.2 | 8.5 | 21.3 | -3.35 |
| Ch 5700M | BW 20M | a mode | 9.9 | 10.22 | 8.57 | 8.03 | 7.14 | 8.29 | 9.09 | 8.17 | 17.82 | 24 | 0.2 | 8.5 | 21.3 | -3.48 |
| Ch 5720M | BW 20M(UNII 2C) | a mode | 9.3 | 9.32 | 7.96 | 7.47 | 7.38 | 8.77 | 8.63 | 8.49 | 17.51 | 24 | 0.2 | 8.5 | 21.3 | -3.79 |

**Table 12. Conducted Output Power, Test Results, Upper Bands, 8x8**

 © 2017, MET Laboratories, Inc. 

## Conducted Output Power, 802.11a, Port 1, Radio 0, 4x8

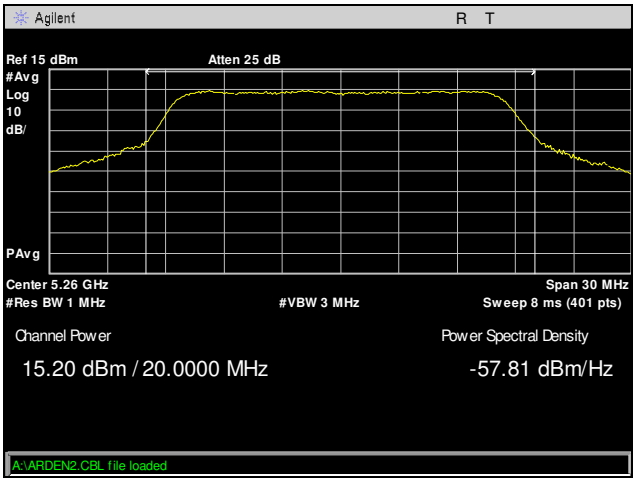


**Plot 35. Conducted Output Power, 802.11a, 5260 MHz, Port 1, Radio 0, 4x8**

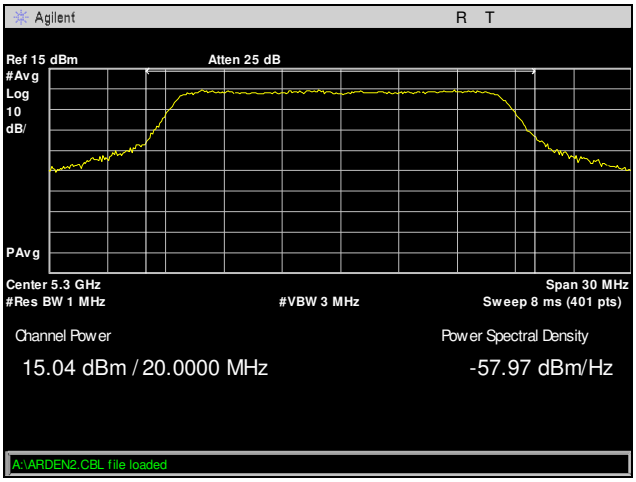


**Plot 36. Conducted Output Power, 802.11a, 5300 MHz, Port 1, Radio 0, 4x8**

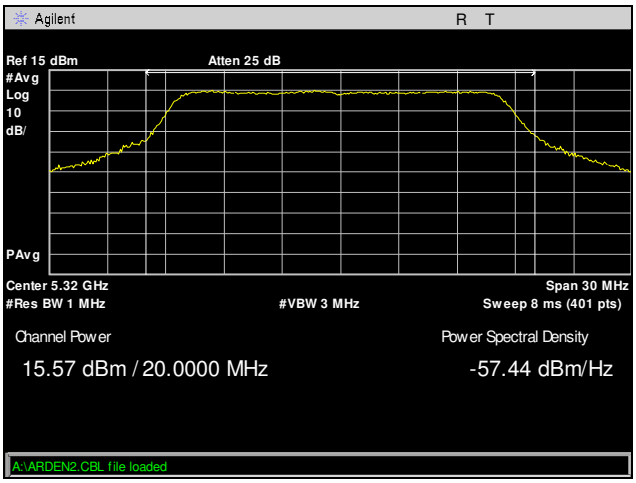


**Plot 37. Conducted Output Power, 802.11a, 5320 MHz, Port 1, Radio 0, 4x8**

 © 2017, MET Laboratories, Inc. 

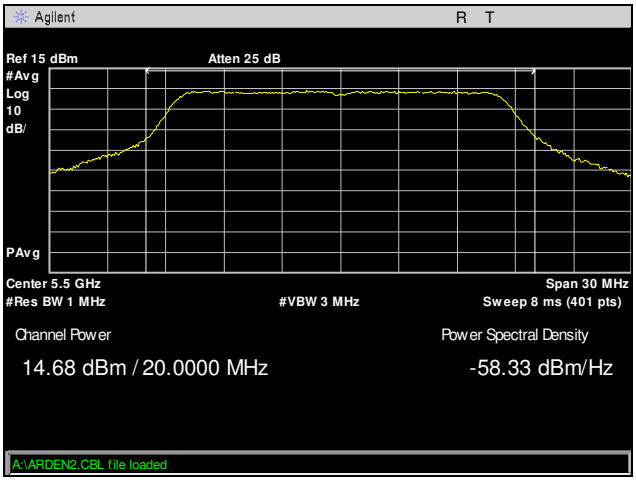


**Plot 38. Conducted Output Power, 802.11a, 5500 MHz, Port 1, Radio 0, 4x8**

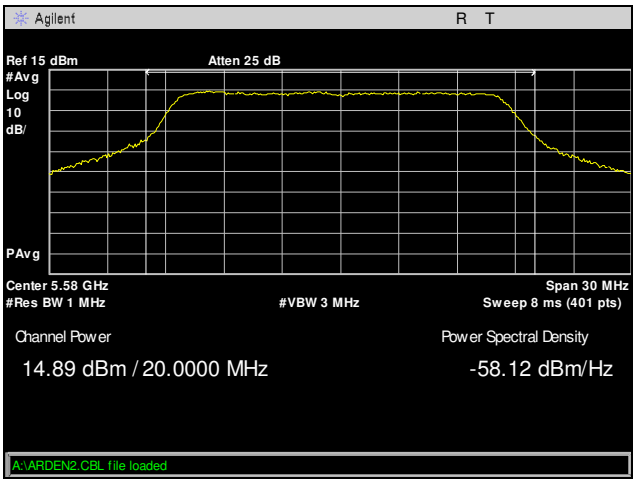


**Plot 39. Conducted Output Power, 802.11a, 5580 MHz, Port 1, Radio 0, 4x8**

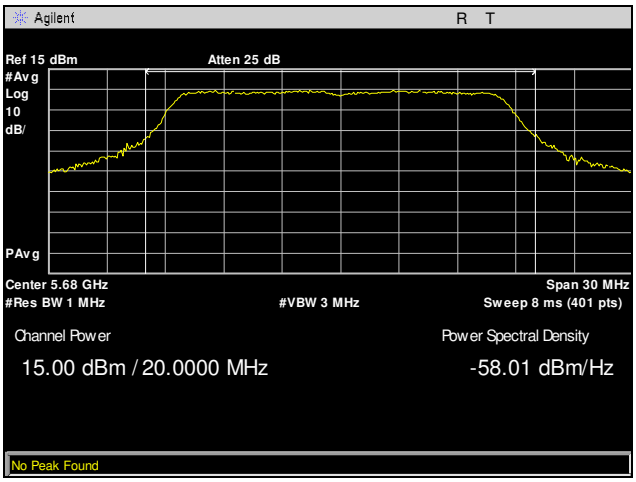


**Plot 40. Conducted Output Power, 802.11a, 5680 MHz, Port 1, Radio 0, 4x8**

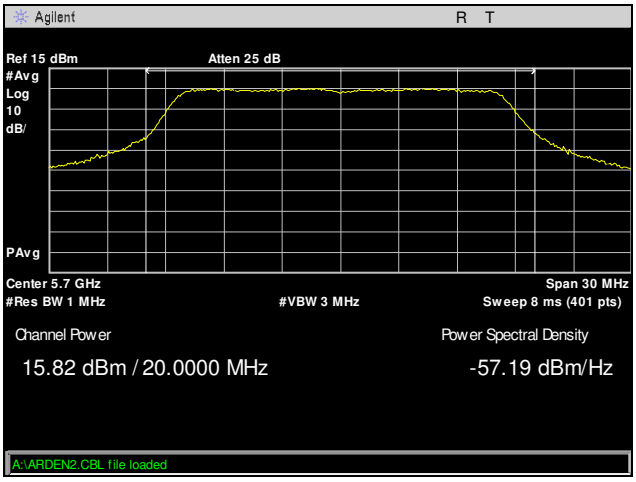


**Plot 41. Conducted Output Power, 802.11a, 5700 MHz, Port 1, Radio 0, 4x8**

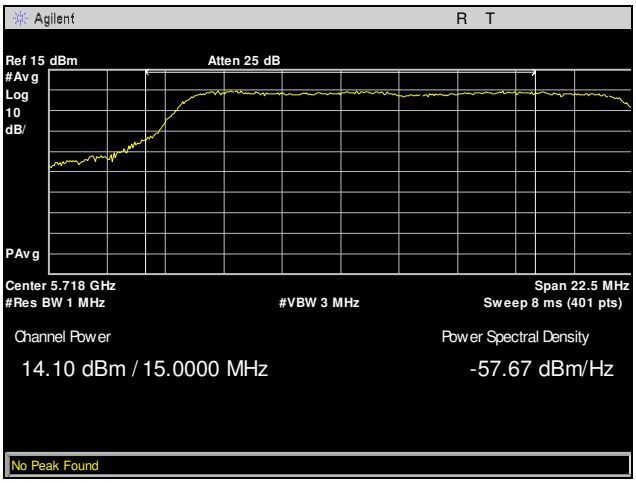


**Plot 42. Conducted Output Power, 802.11a, 5720 MHz, Port 1, Radio 0, 4x8**

 © 2017, MET Laboratories, Inc. 

## Conducted Output Power, 802.11a, Port 2, Radio 0, 4x8

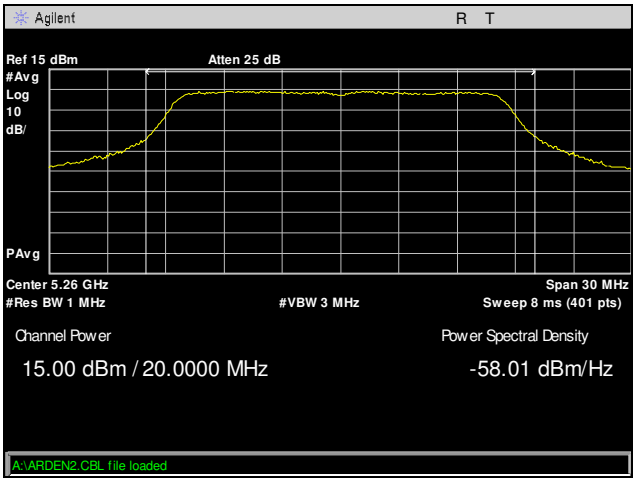


**Plot 43. Conducted Output Power, 802.11a, 5260 MHz, Port 2, Radio 0, 4x8**

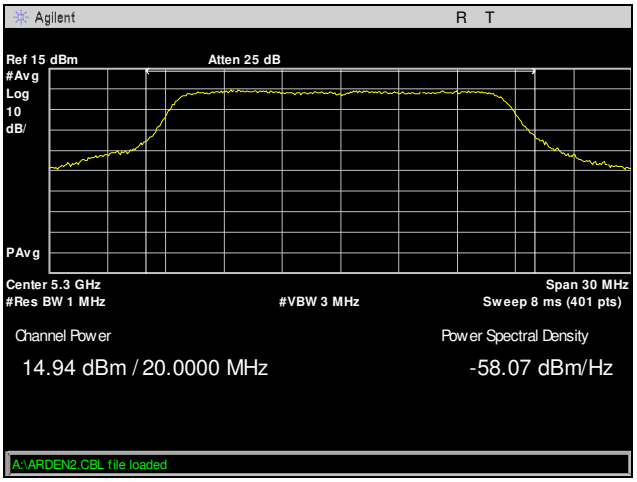


**Plot 44. Conducted Output Power, 802.11a, 5300 MHz, Port 2, Radio 0, 4x8**

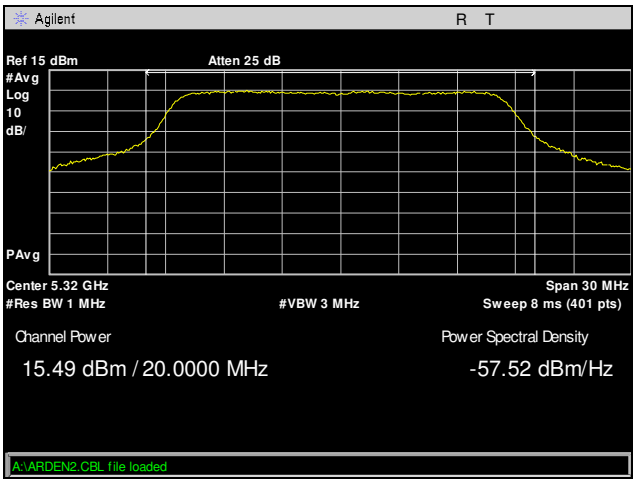


**Plot 45. Conducted Output Power, 802.11a, 5320 MHz, Port 2, Radio 0, 4x8**

 © 2017, MET Laboratories, Inc. 

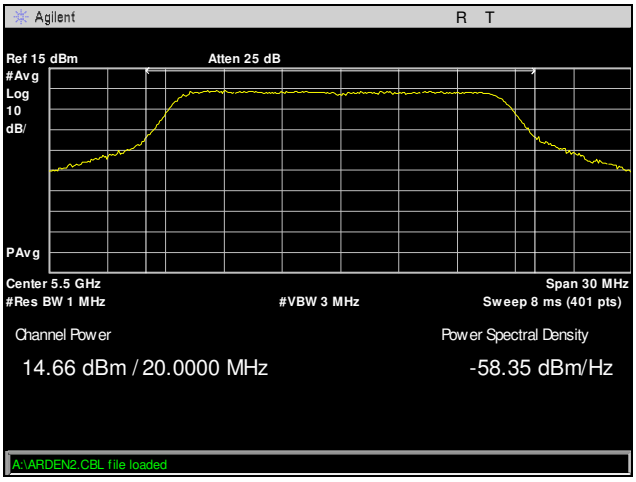


**Plot 46. Conducted Output Power, 802.11a, 5500 MHz, Port 2, Radio 0, 4x8**

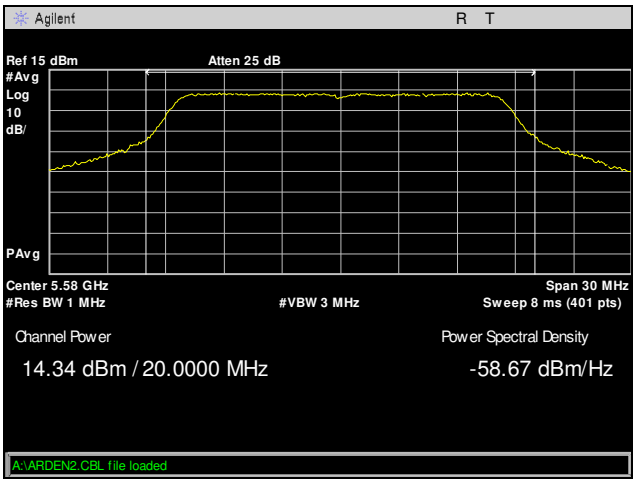


**Plot 47. Conducted Output Power, 802.11a, 5580 MHz, Port 2, Radio 0, 4x8**

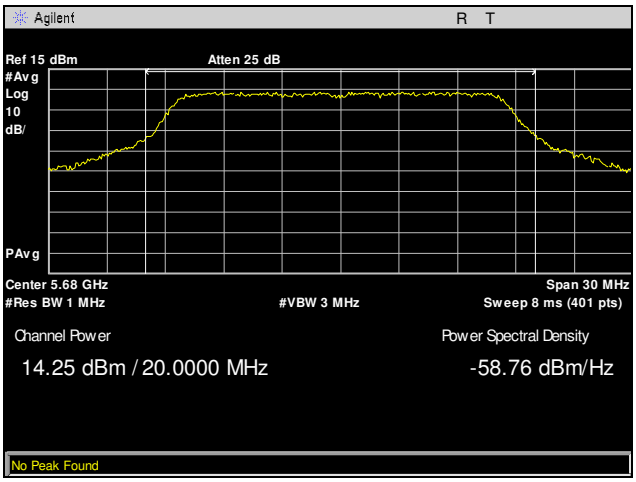


**Plot 48. Conducted Output Power, 802.11a, 5680 MHz, Port 2, Radio 0, 4x8**

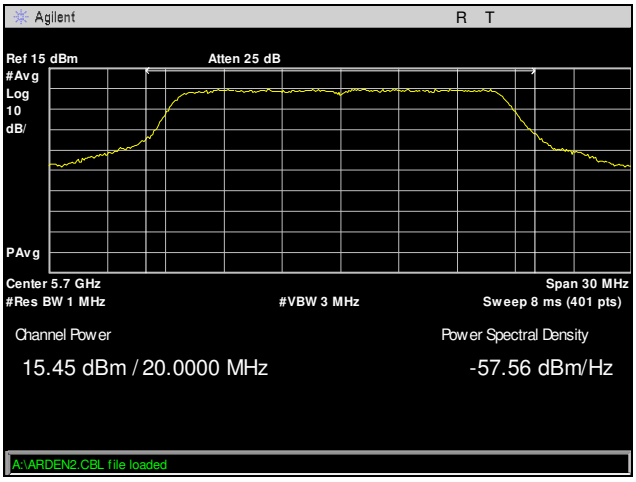


**Plot 49. Conducted Output Power, 802.11a, 5700 MHz, Port 2, Radio 0, 4x8**

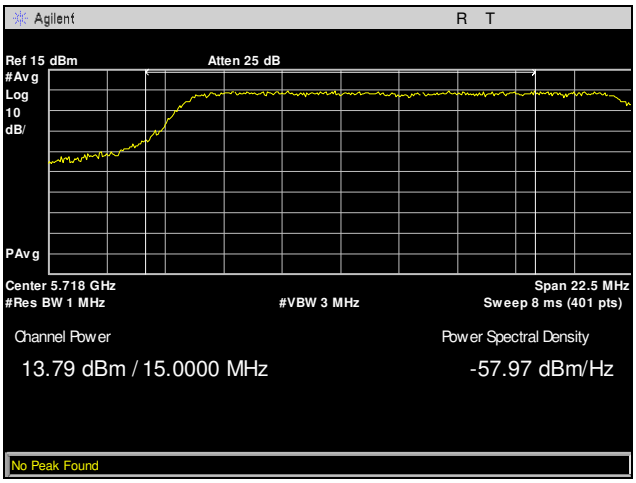


**Plot 50. Conducted Output Power, 802.11a, 5720 MHz, Port 2, Radio 0, 4x8**

 © 2017, MET Laboratories, Inc. 

## Conducted Output Power, 802.11a, Port 3, Radio 0, 4x8

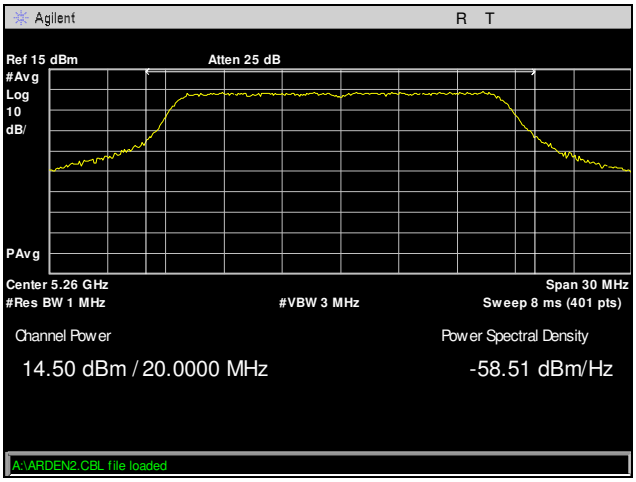


**Plot 51. Conducted Output Power, 802.11a, 5260 MHz, Port 3, Radio 0, 4x8**

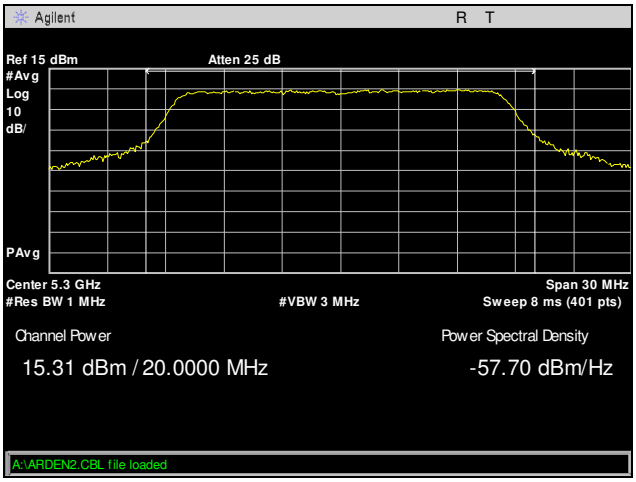


**Plot 52. Conducted Output Power, 802.11a, 5300 MHz, Port 3, Radio 0, 4x8**

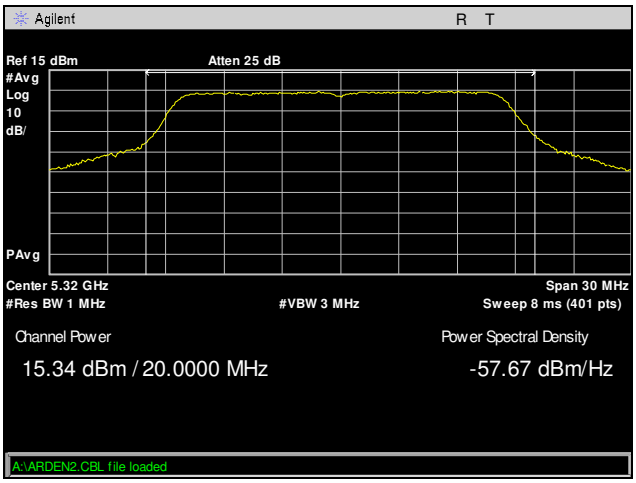


**Plot 53. Conducted Output Power, 802.11a, 5320 MHz, Port 3, Radio 0, 4x8**

 © 2017, MET Laboratories, Inc. 

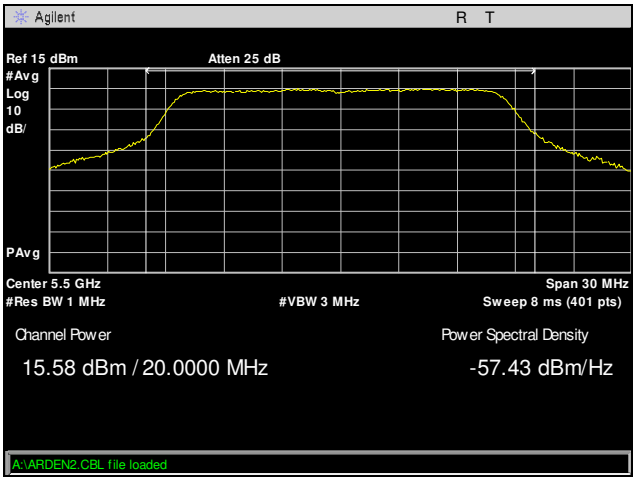


**Plot 54. Conducted Output Power, 802.11a, 5500 MHz, Port 3, Radio 0, 4x8**

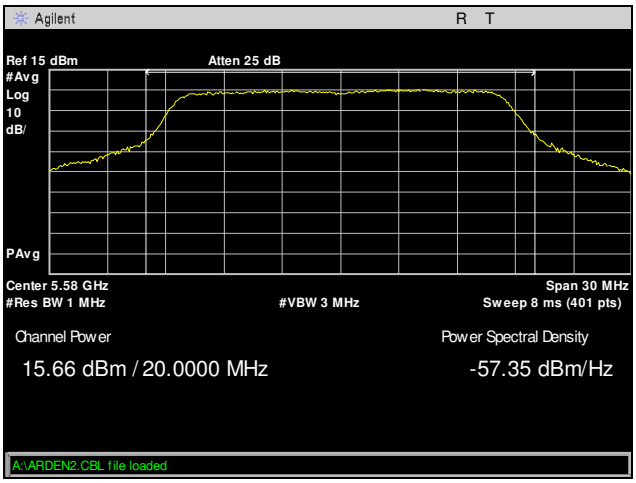


**Plot 55. Conducted Output Power, 802.11a, 5580 MHz, Port 3, Radio 0, 4x8**

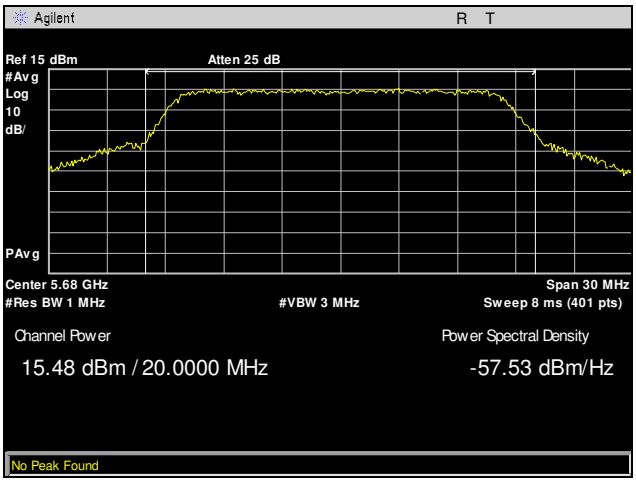


**Plot 56. Conducted Output Power, 802.11a, 5680 MHz, Port 3, Radio 0, 4x8**

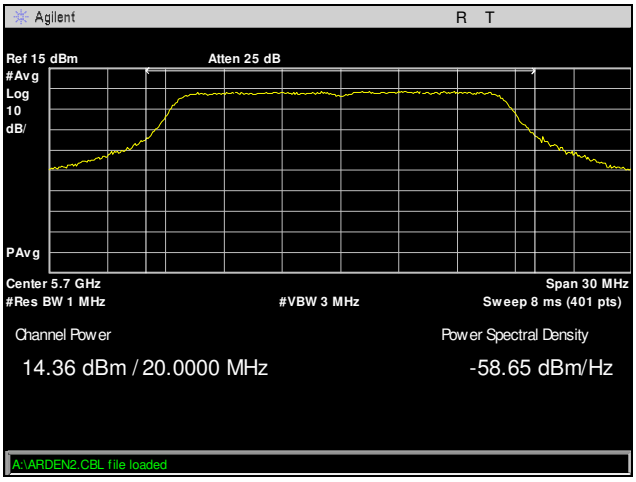


**Plot 57. Conducted Output Power, 802.11a, 5700 MHz, Port 3, Radio 0, 4x8**

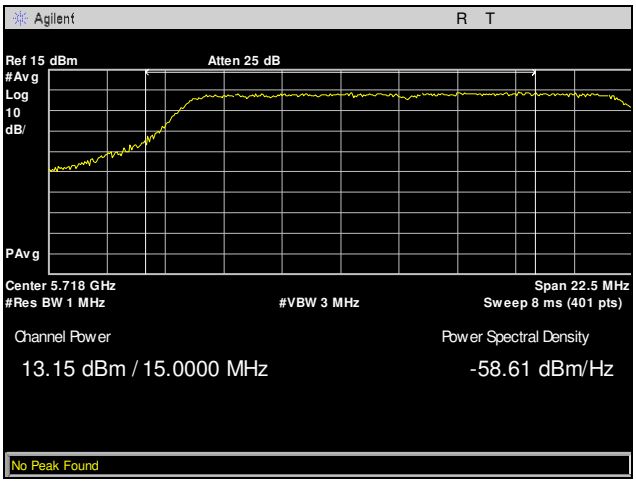


**Plot 58. Conducted Output Power, 802.11a, 5720 MHz, Port 3, Radio 0, 4x8**

## Conducted Output Power, 802.11a, Port 4, Radio 0, 4x8

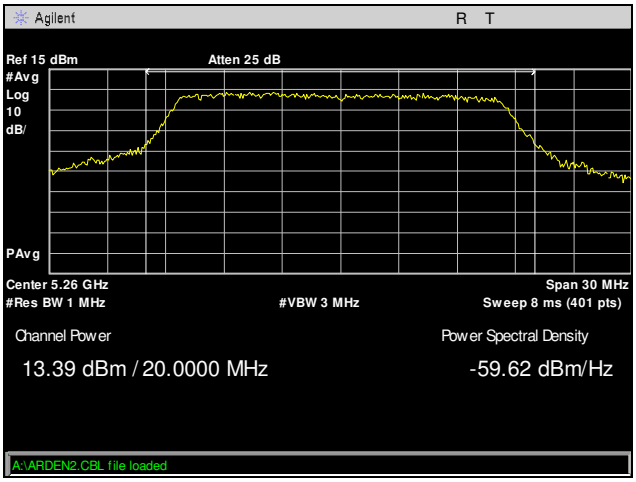


**Plot 59. Conducted Output Power, 802.11a, 5260 MHz, Port 4, Radio 0, 4x8**

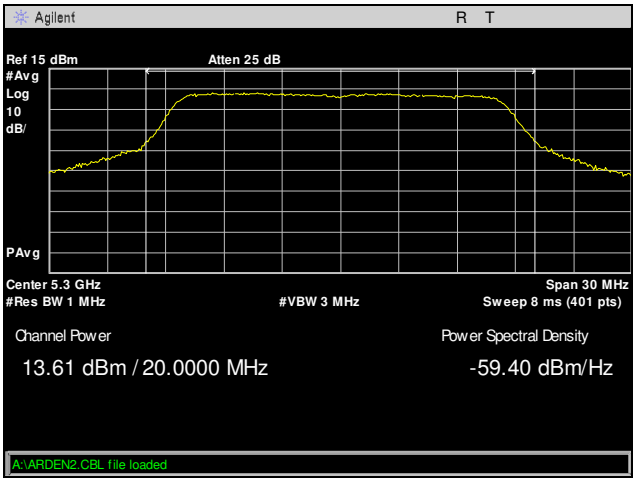


**Plot 60. Conducted Output Power, 802.11a, 5300 MHz, Port 4, Radio 0, 4x8**

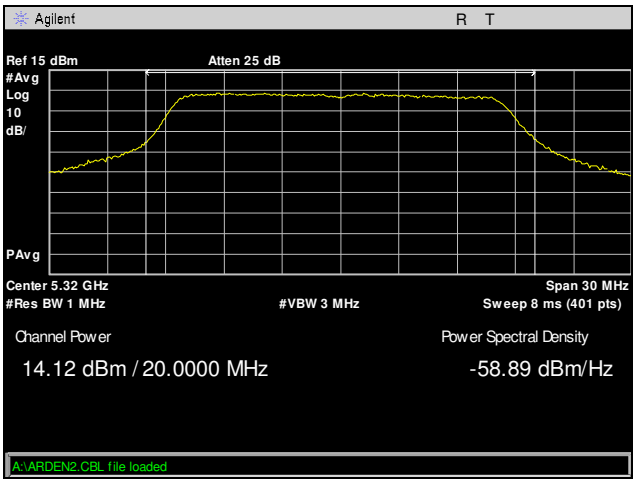


**Plot 61. Conducted Output Power, 802.11a, 5320 MHz, Port 4, Radio 0, 4x8**

 © 2017, MET Laboratories, Inc. 

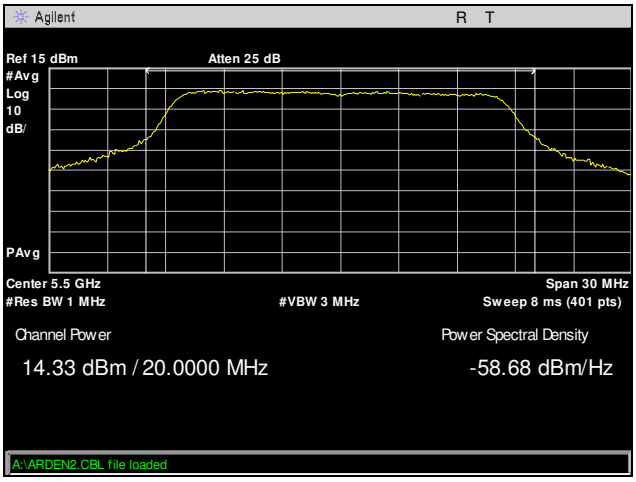


**Plot 62. Conducted Output Power, 802.11a, 5500 MHz, Port 4, Radio 0, 4x8**

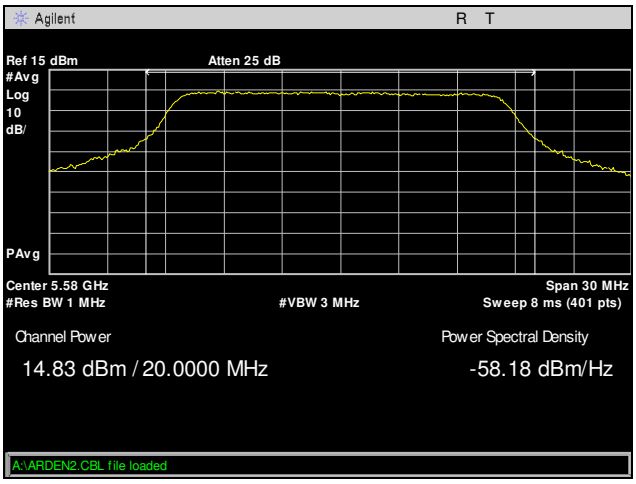


**Plot 63. Conducted Output Power, 802.11a, 5580 MHz, Port 4, Radio 0, 4x8**

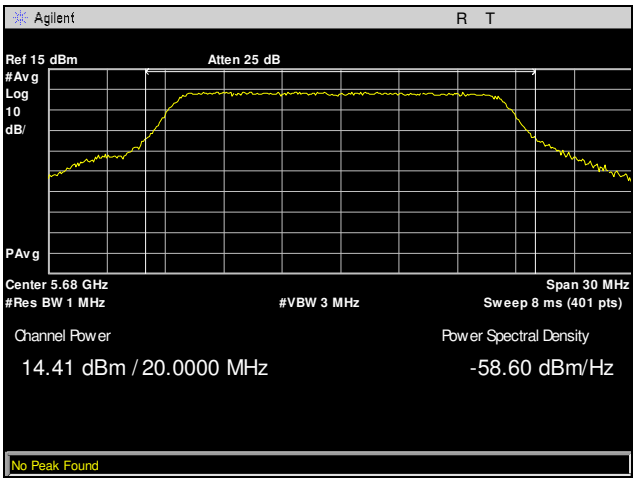


**Plot 64. Conducted Output Power, 802.11a, 5680 MHz, Port 4, Radio 0, 4x8**

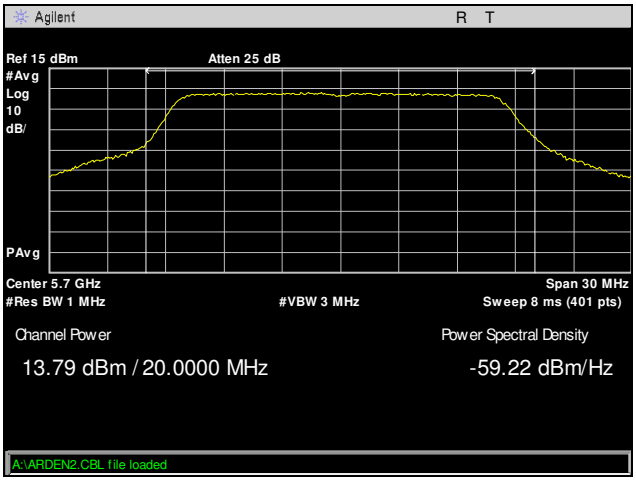


**Plot 65. Conducted Output Power, 802.11a, 5700 MHz, Port 4, Radio 0, 4x8**

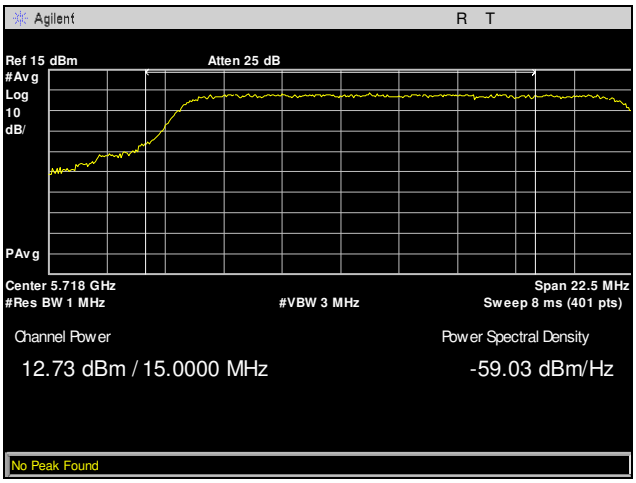


**Plot 66. Conducted Output Power, 802.11a, 5720 MHz, Port 4, Radio 0, 4x8**

## Conducted Output Power, 802.11ac 20 MHz, Port 1, Radio 0, 4x8

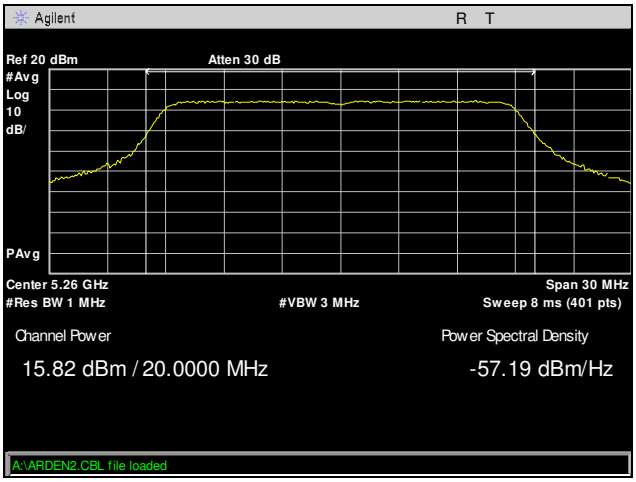


**Plot 67. Conducted Output Power, 802.11ac 20 MHz, 5260 MHz, Port 1, Radio 0, 4x8**

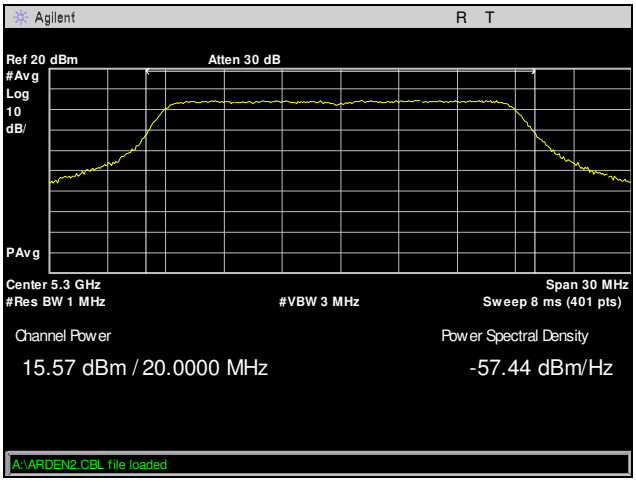


**Plot 68. Conducted Output Power, 802.11ac 20 MHz, 5300 MHz, Port 1, Radio 0, 4x8**

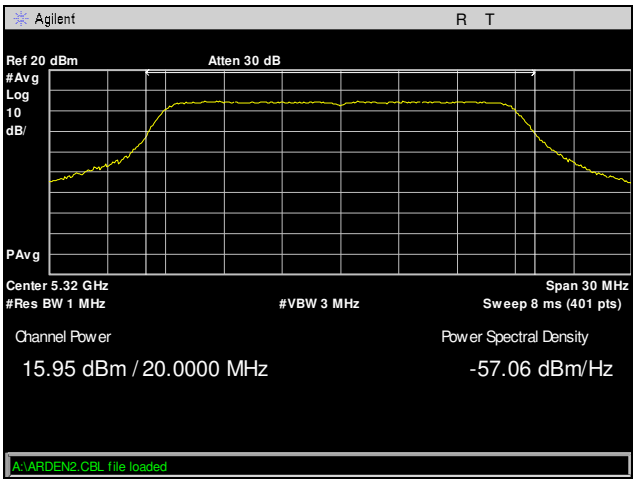


**Plot 69. Conducted Output Power, 802.11ac 20 MHz, 5320 MHz, Port 1, Radio 0, 4x8**

 © 2017, MET Laboratories, Inc. 

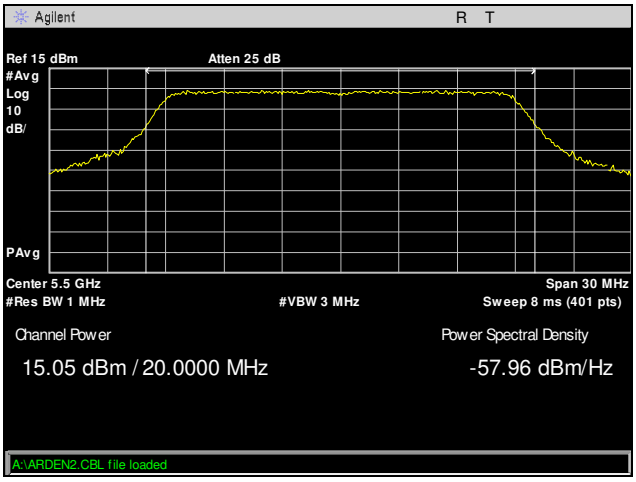


**Plot 70. Conducted Output Power, 802.11ac 20 MHz, 5500 MHz, Port 1, Radio 0, 4x8**

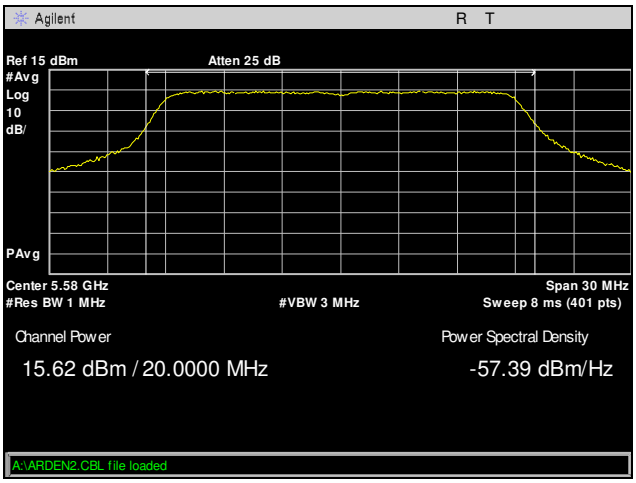


**Plot 71. Conducted Output Power, 802.11ac 20 MHz, 5580 MHz, Port 1, Radio 0, 4x8**

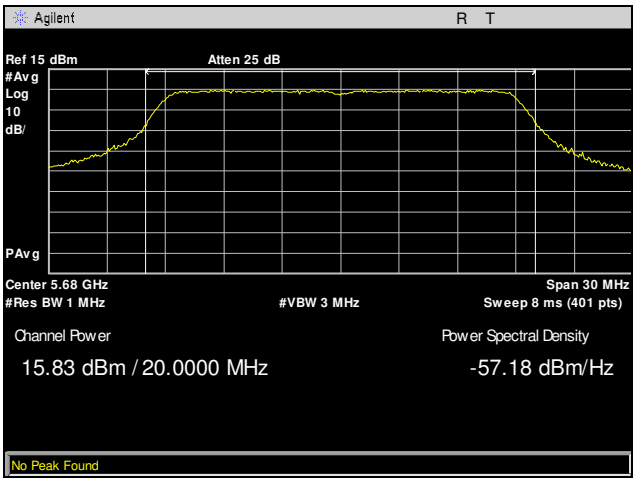


**Plot 72. Conducted Output Power, 802.11ac 20 MHz, 5680 MHz, Port 1, Radio 0, 4x8**

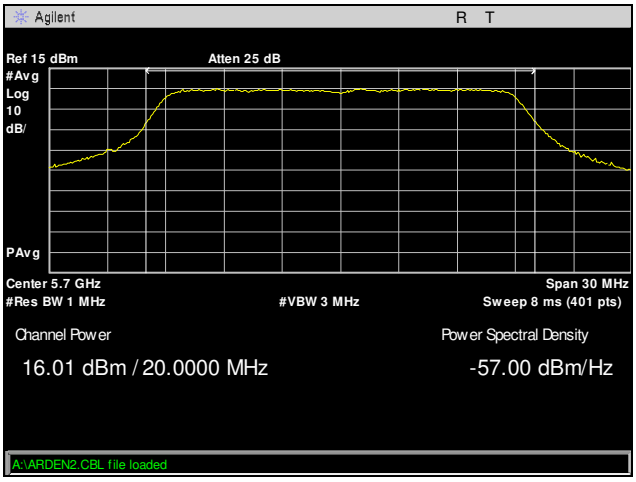


**Plot 73. Conducted Output Power, 802.11ac 20 MHz, 5700 MHz, Port 1, Radio 0, 4x8**

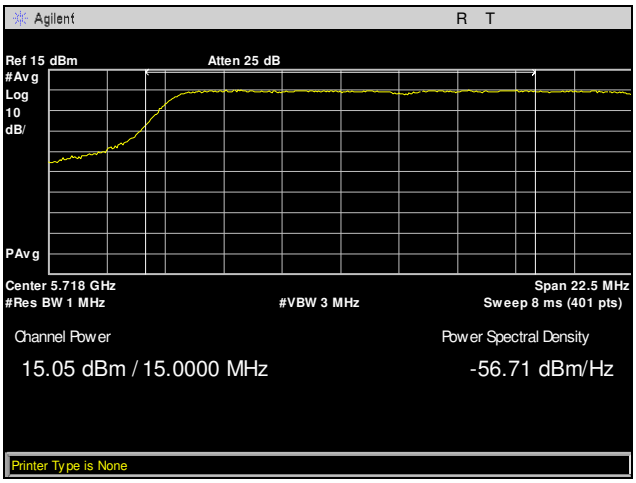


**Plot 74. Conducted Output Power, 802.11ac 20 MHz, 5720 MHz, Port 1, Radio 0, 4x8**

 © 2017, MET Laboratories, Inc. 

## Conducted Output Power, 802.11ac 20 MHz, Port 2, Radio 0, 4x8

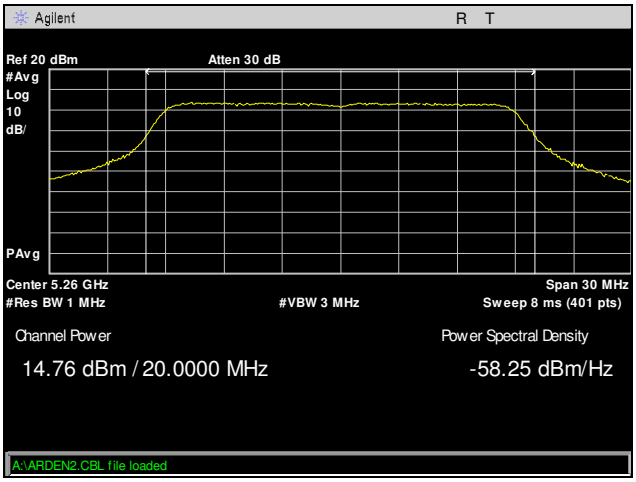


**Plot 75. Conducted Output Power, 802.11ac 20 MHz, 5260 MHz, Port 2, Radio 0, 4x8**

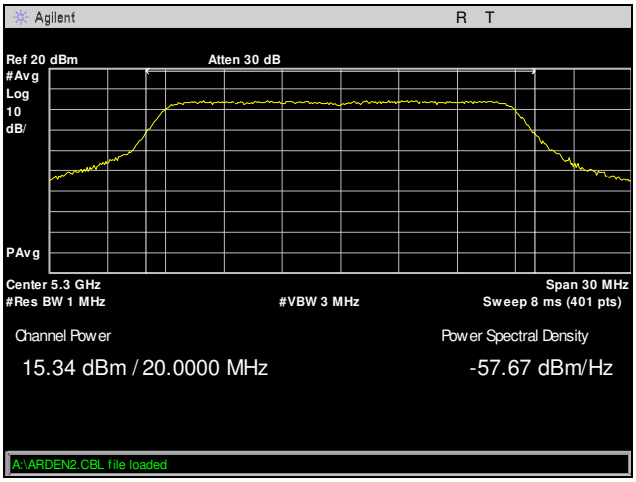


**Plot 76. Conducted Output Power, 802.11ac 20 MHz, 5300 MHz, Port 2, Radio 0, 4x8**

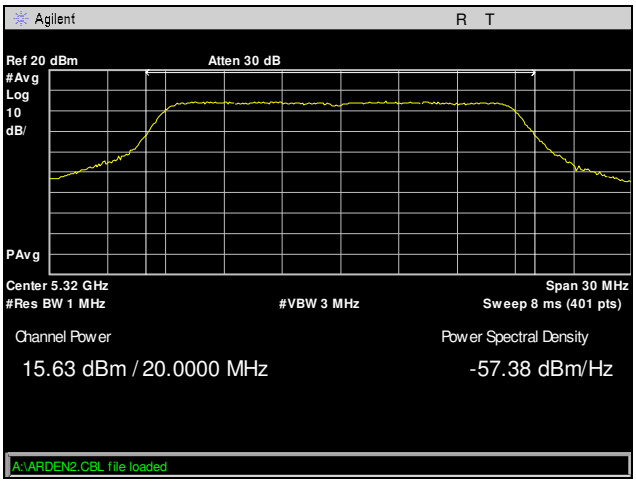


**Plot 77. Conducted Output Power, 802.11ac 20 MHz, 5320 MHz, Port 2, Radio 0, 4x8**

 © 2017, MET Laboratories, Inc. 

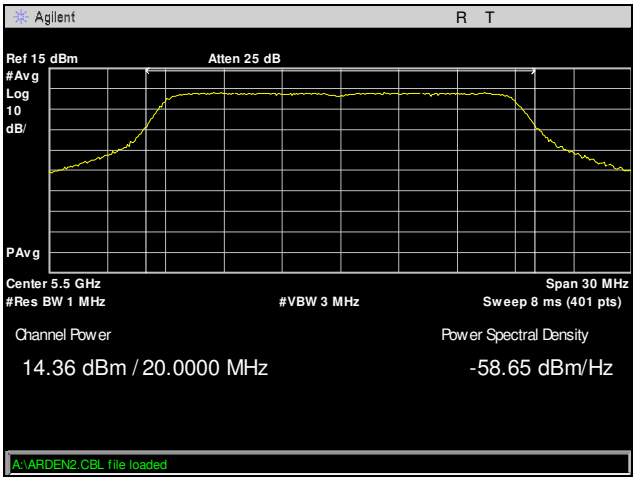


**Plot 78. Conducted Output Power, 802.11ac 20 MHz, 5500 MHz, Port 2, Radio 0, 4x8**

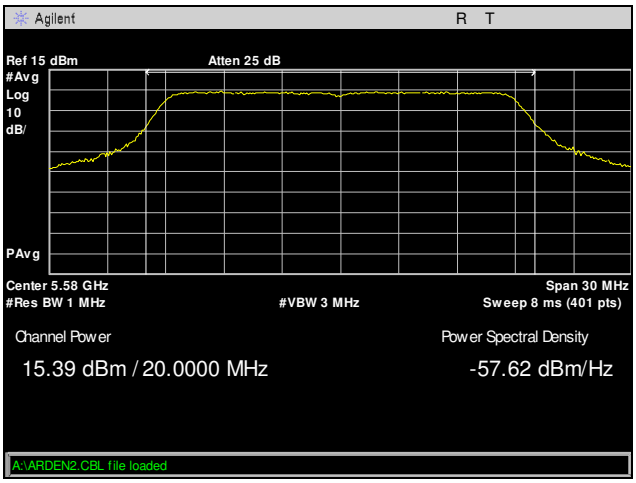


**Plot 79. Conducted Output Power, 802.11ac 20 MHz, 5580 MHz, Port 2, Radio 0, 4x8**

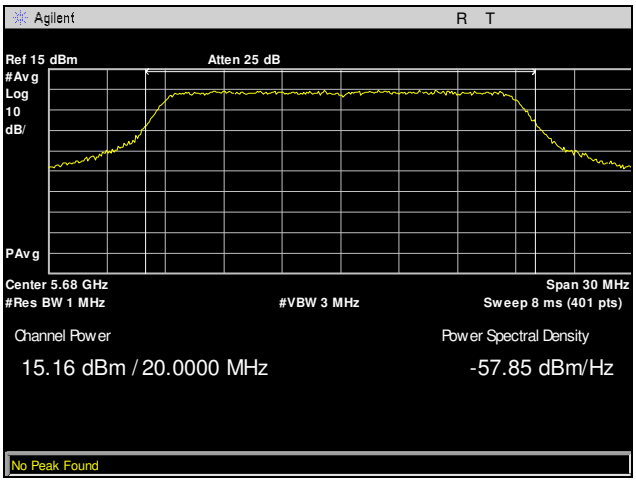


**Plot 80. Conducted Output Power, 802.11ac 20 MHz, 5680 MHz, Port 2, Radio 0, 4x8**

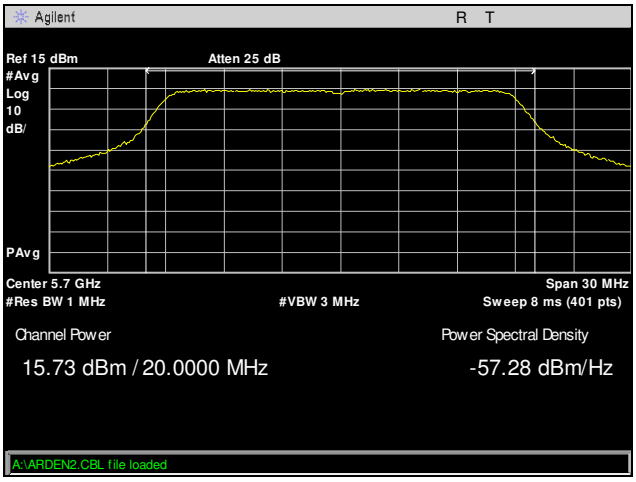


**Plot 81. Conducted Output Power, 802.11ac 20 MHz, 5700 MHz, Port 2, Radio 0, 4x8**

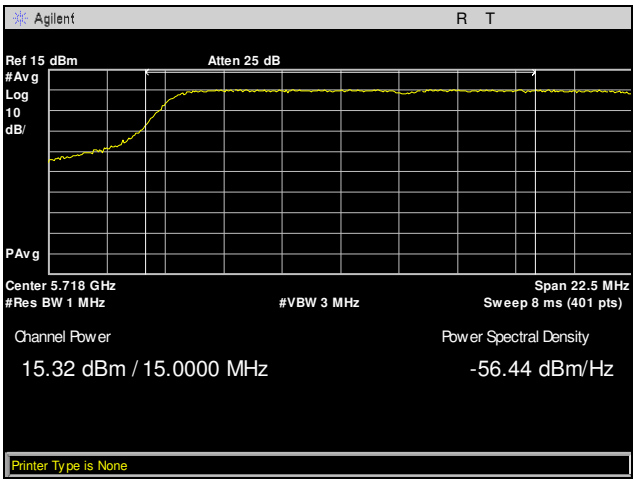


**Plot 82. Conducted Output Power, 802.11ac 20 MHz, 5720 MHz, Port 2, Radio 0, 4x8**

## Conducted Output Power, 802.11ac 20 MHz, Port 3, Radio 0, 4x8

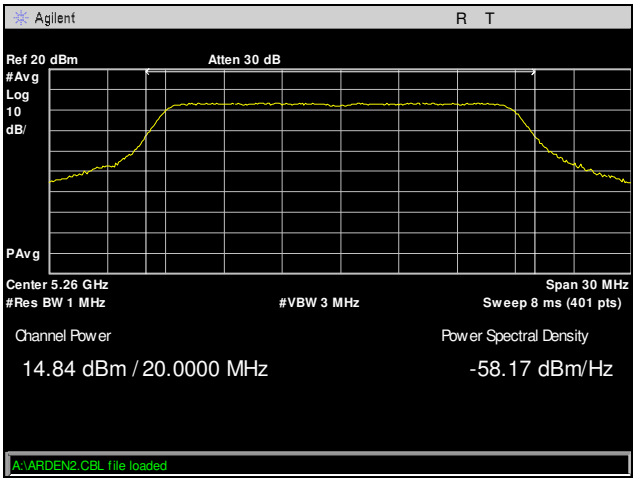


**Plot 83. Conducted Output Power, 802.11ac 20 MHz, 5260 MHz, Port 3, Radio 0, 4x8**

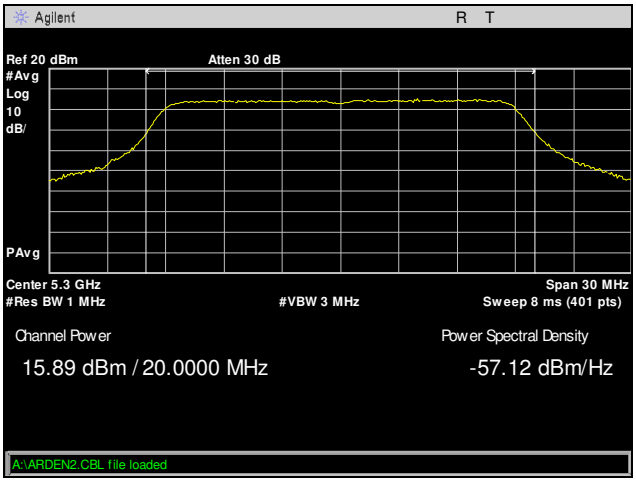


**Plot 84. Conducted Output Power, 802.11ac 20 MHz, 5300 MHz, Port 3, Radio 0, 4x8**

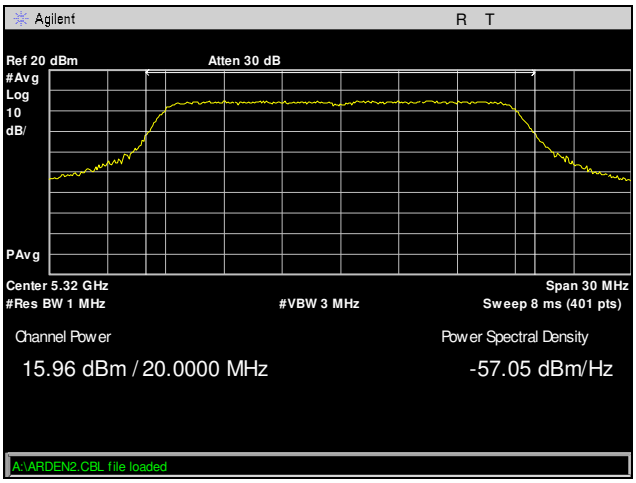


**Plot 85. Conducted Output Power, 802.11ac 20 MHz, 5320 MHz, Port 3, Radio 0, 4x8**

 © 2017, MET Laboratories, Inc. 

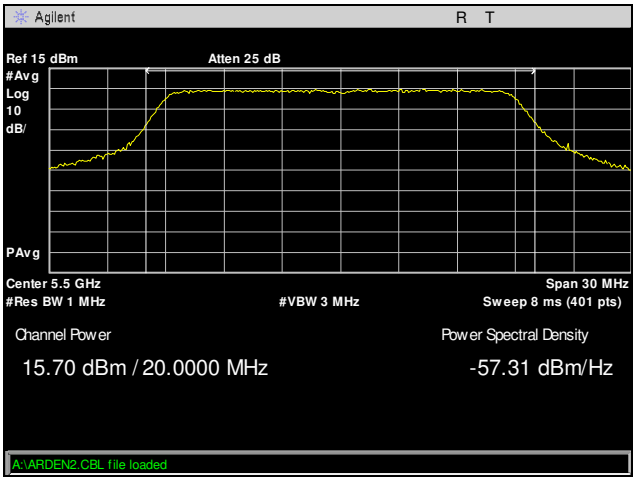


**Plot 86. Conducted Output Power, 802.11ac 20 MHz, 5500 MHz, Port 3, Radio 0, 4x8**

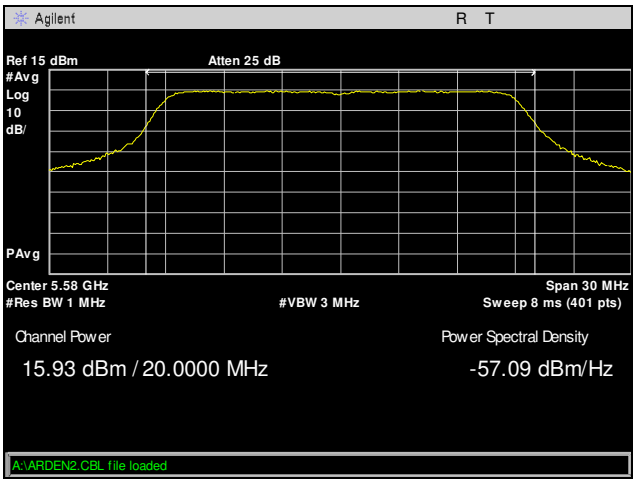


**Plot 87. Conducted Output Power, 802.11ac 20 MHz, 5580 MHz, Port 3, Radio 0, 4x8**

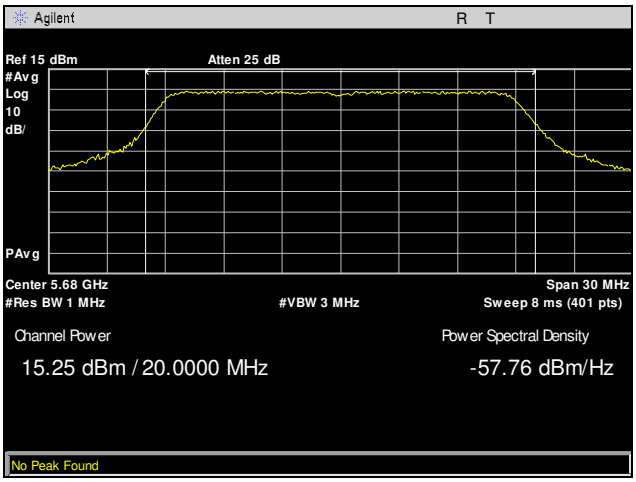


**Plot 88. Conducted Output Power, 802.11ac 20 MHz, 5680 MHz, Port 3, Radio 0, 4x8**

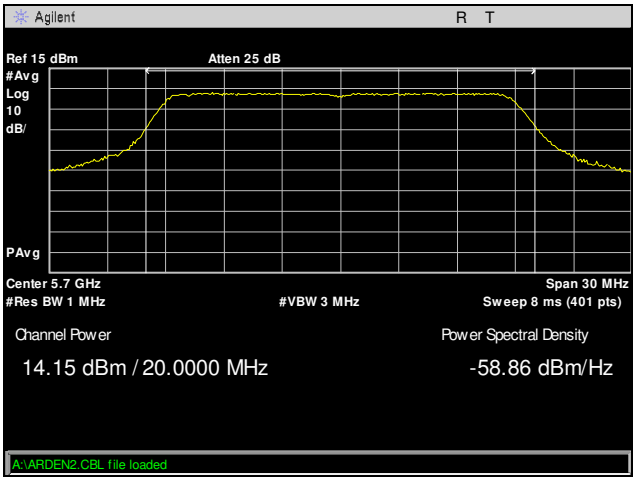


**Plot 89. Conducted Output Power, 802.11ac 20 MHz, 5700 MHz, Port 3, Radio 0, 4x8**

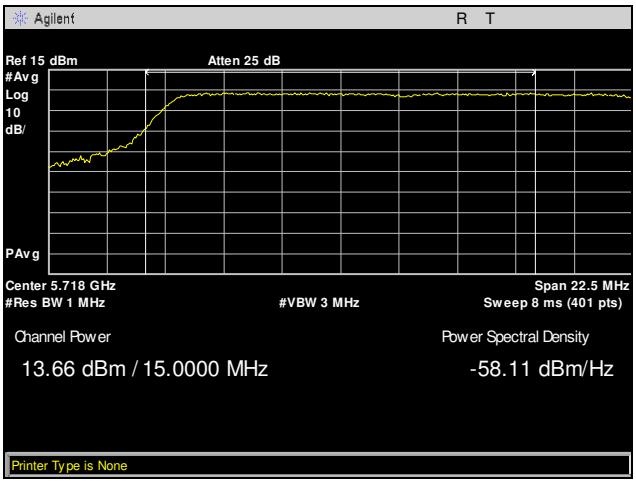


**Plot 90. Conducted Output Power, 802.11ac 20 MHz, 5720 MHz, Port 3, Radio 0, 4x8**

 © 2017, MET Laboratories, Inc. 

## Conducted Output Power, 802.11ac 20 MHz, Port 4, Radio 0, 4x8

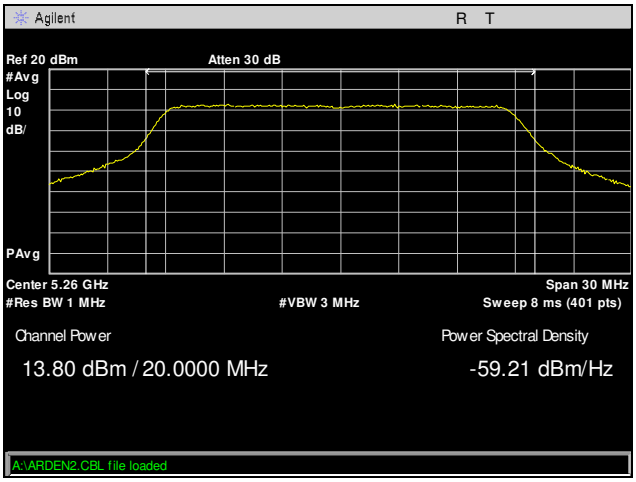


**Plot 91. Conducted Output Power, 802.11ac 20 MHz, 5260 MHz, Port 4, Radio 0, 4x8**

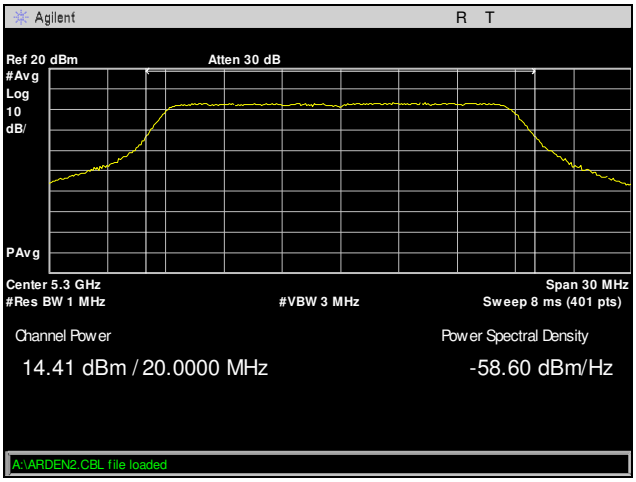


**Plot 92. Conducted Output Power, 802.11ac 20 MHz, 5300 MHz, Port 4, Radio 0, 4x8**

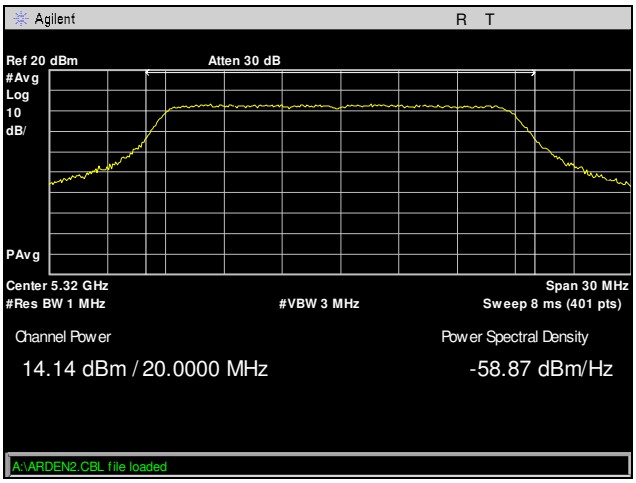


**Plot 93. Conducted Output Power, 802.11ac 20 MHz, 5320 MHz, Port 4, Radio 0, 4x8**

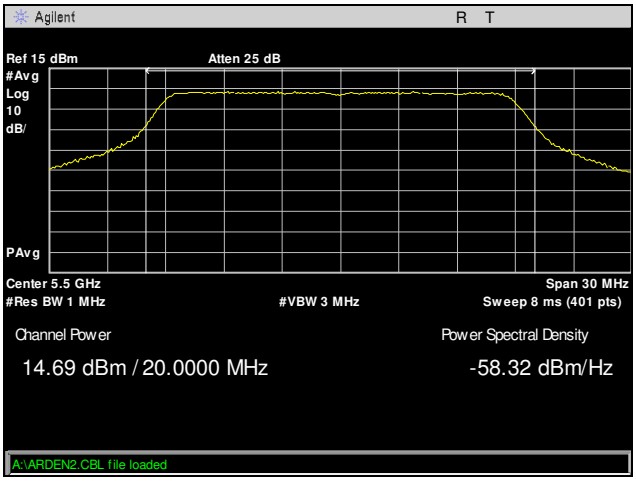


**Plot 94. Conducted Output Power, 802.11ac 20 MHz, 5500 MHz, Port 4, Radio 0, 4x8**

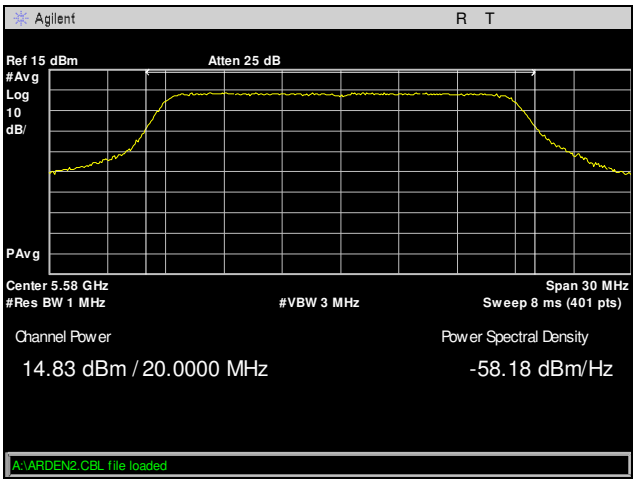


**Plot 95. Conducted Output Power, 802.11ac 20 MHz, 5580 MHz, Port 4, Radio 0, 4x8**

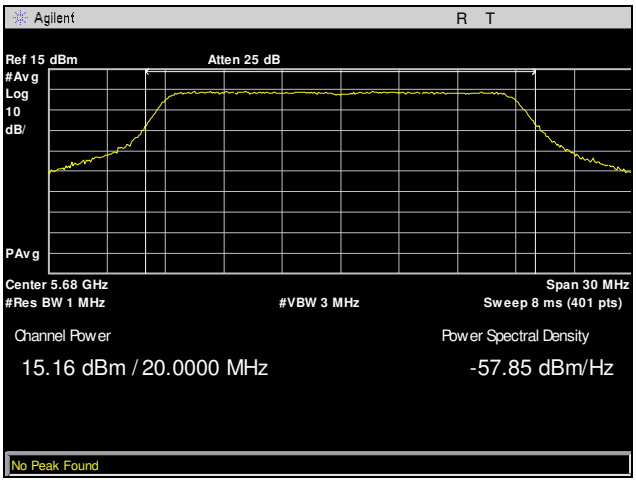


**Plot 96. Conducted Output Power, 802.11ac 20 MHz, 5680 MHz, Port 4, Radio 0, 4x8**

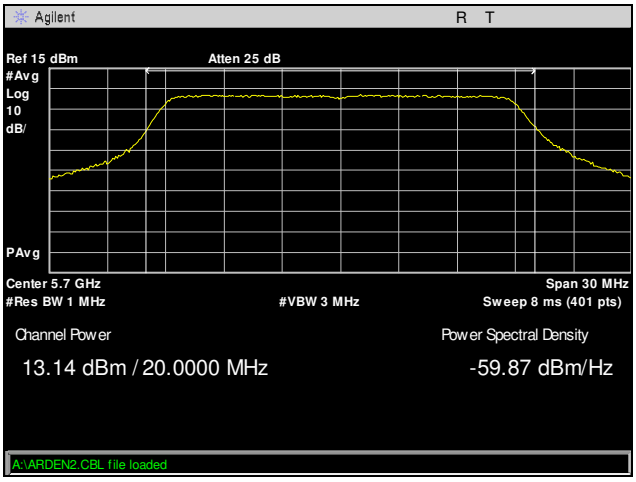


**Plot 97. Conducted Output Power, 802.11ac 20 MHz, 5700 MHz, Port 4, Radio 0, 4x8**

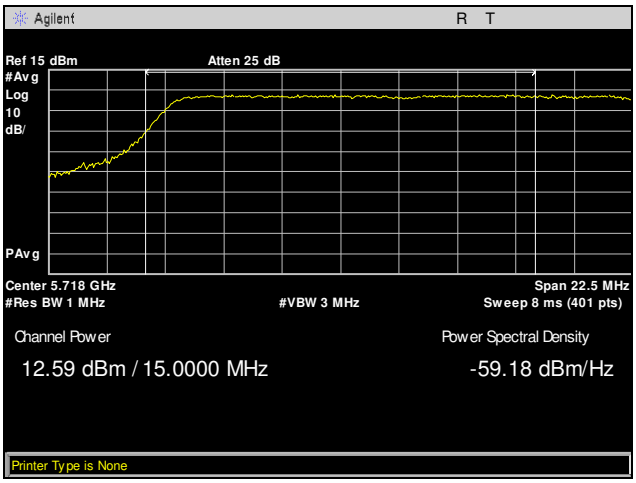


**Plot 98. Conducted Output Power, 802.11ac 20 MHz, 5720 MHz, Port 4, Radio 0, 4x8**

 © 2017, MET Laboratories, Inc. 

## Conducted Output Power, 802.11ac 40 MHz, Port 1, Radio 0, 4x8

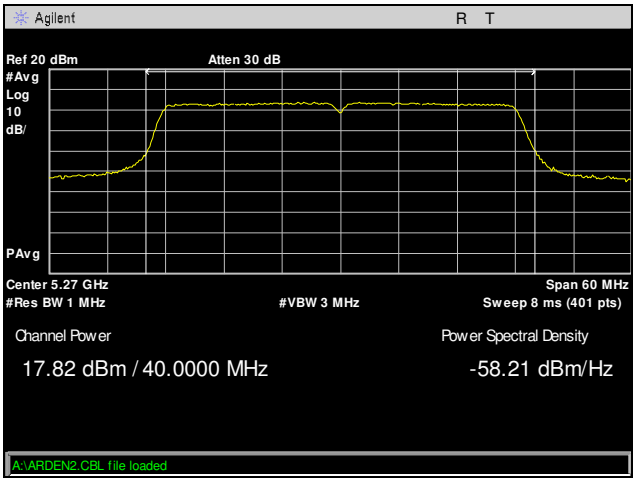


**Plot 99. Conducted Output Power, 802.11ac 40 MHz, 5270 MHz, Port 1, Radio 0, 4x8**

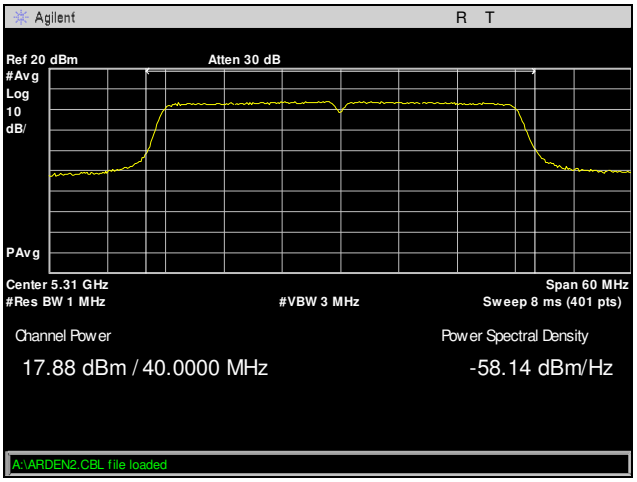


**Plot 100. Conducted Output Power, 802.11ac 40 MHz, 5310 MHz, Port 1, Radio 0, 4x8**

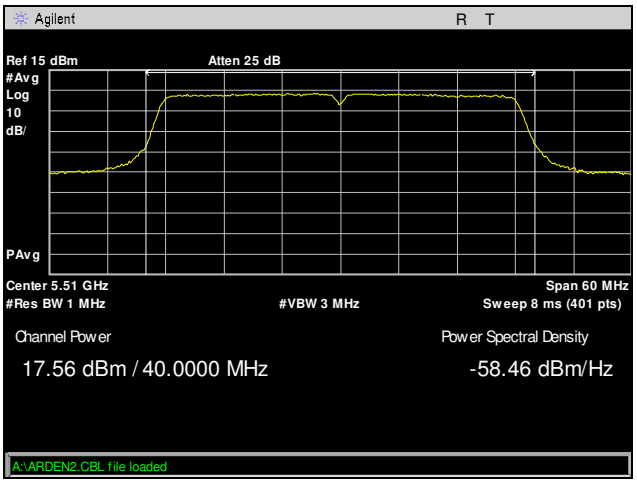


**Plot 101. Conducted Output Power, 802.11ac 40 MHz, 5510 MHz, Port 1, Radio 0, 4x8**

 © 2017, MET Laboratories, Inc. 

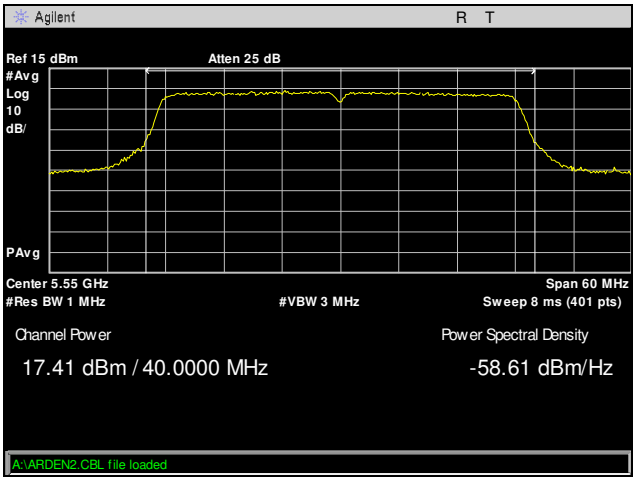


**Plot 102. Conducted Output Power, 802.11ac 40 MHz, 5550 MHz, Port 1, Radio 0, 4x8**

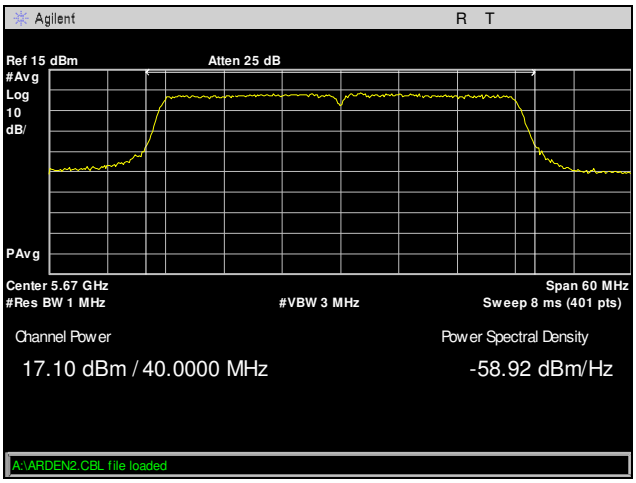


**Plot 103. Conducted Output Power, 802.11ac 40 MHz, 5670 MHz, Port 1, Radio 0, 4x8**

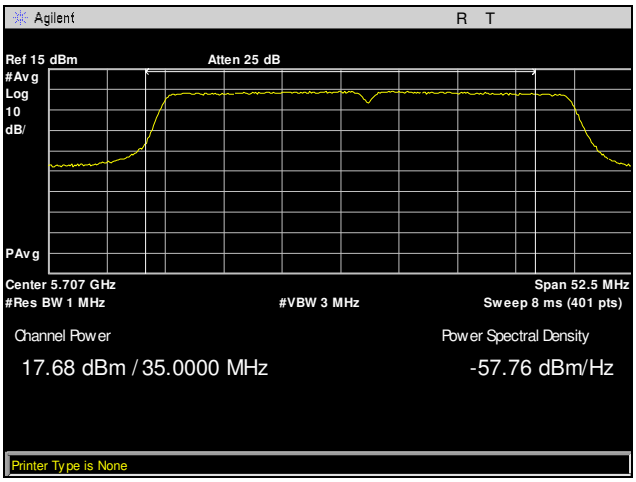


**Plot 104. Conducted Output Power, 802.11ac 40 MHz, 5710 MHz, Port 1, Radio 0, 4x8**

## Conducted Output Power, 802.11ac 40 MHz, Port 2, Radio 0, 4x8

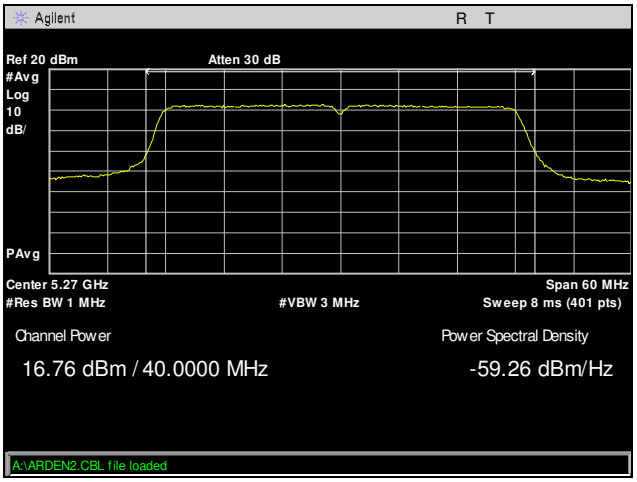


**Plot 105. Conducted Output Power, 802.11ac 40 MHz, 5270 MHz, Port 2, Radio 0, 4x8**

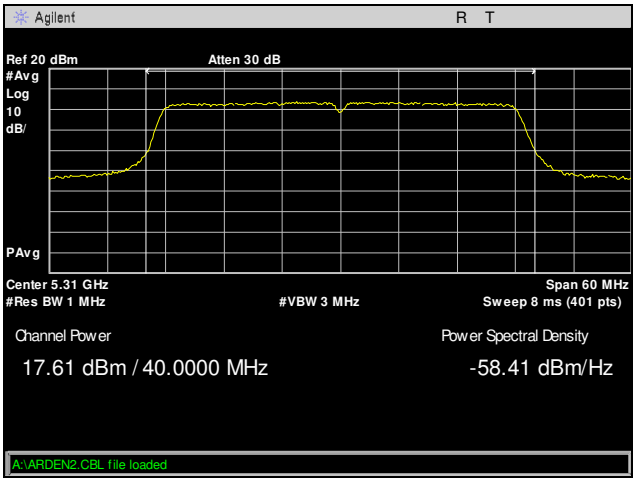


**Plot 106. Conducted Output Power, 802.11ac 40 MHz, 5310 MHz, Port 2, Radio 0, 4x8**

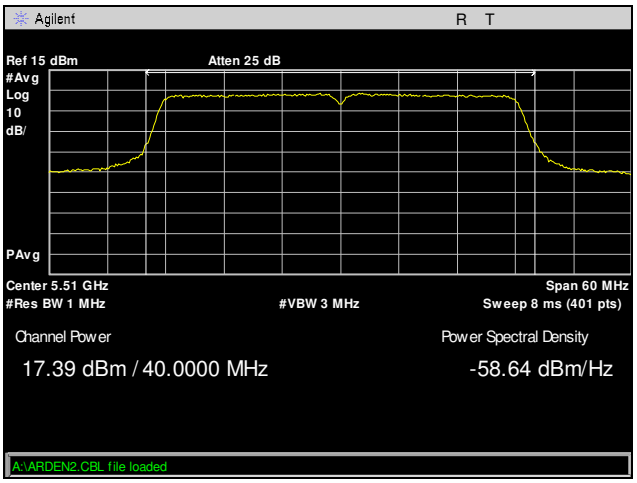


**Plot 107. Conducted Output Power, 802.11ac 40 MHz, 5510 MHz, Port 2, Radio 0, 4x8**

 © 2017, MET Laboratories, Inc. 

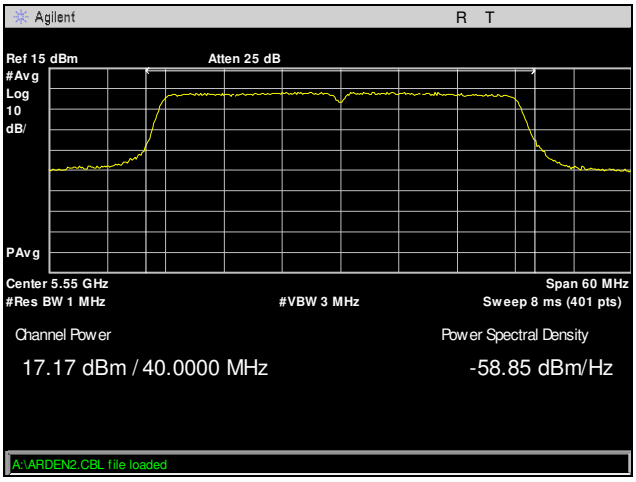


**Plot 108. Conducted Output Power, 802.11ac 40 MHz, 5550 MHz, Port 2, Radio 0, 4x8**

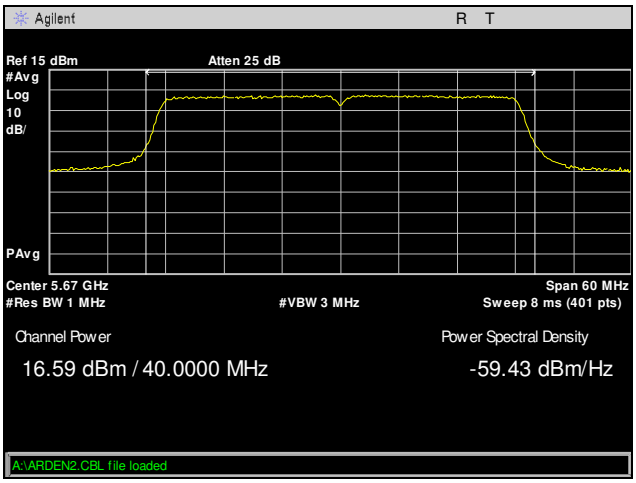


**Plot 109. Conducted Output Power, 802.11ac 40 MHz, 5670 MHz, Port 2, Radio 0, 4x8**

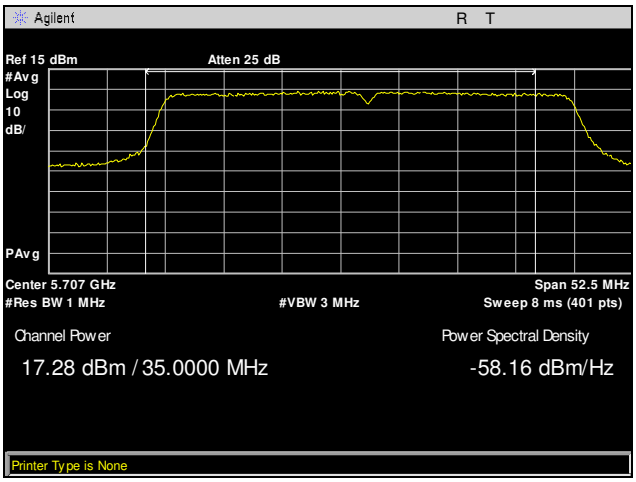


**Plot 110. Conducted Output Power, 802.11ac 40 MHz, 5710 MHz, Port 2, Radio 0, 4x8**

## Conducted Output Power, 802.11ac 40 MHz, Port 3, Radio 0, 4x8

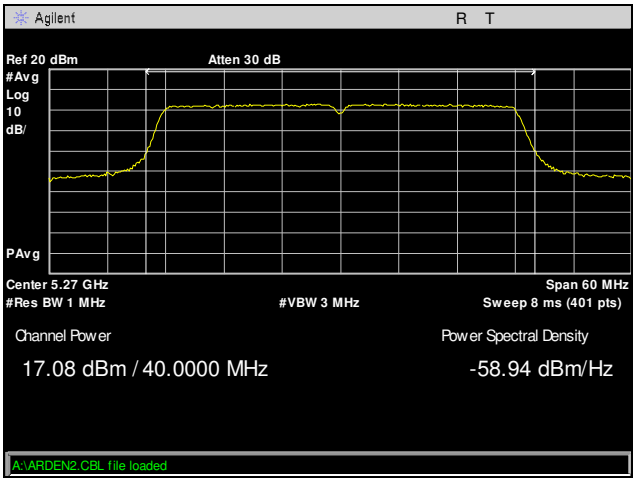


**Plot 111. Conducted Output Power, 802.11ac 40 MHz, 5270 MHz, Port 3, Radio 0, 4x8**

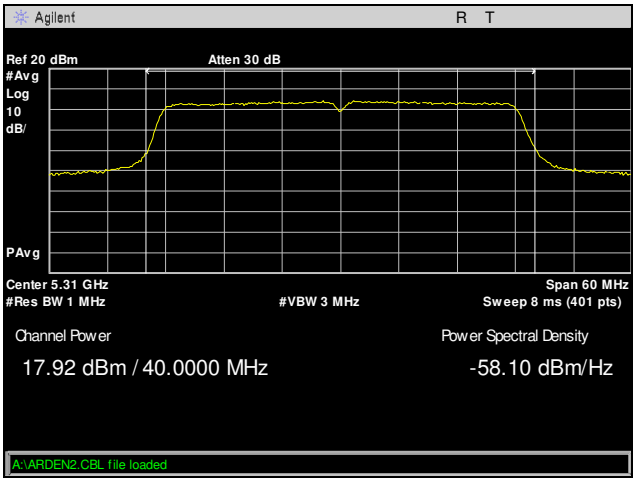


**Plot 112. Conducted Output Power, 802.11ac 40 MHz, 5310 MHz, Port 3, Radio 0, 4x8**

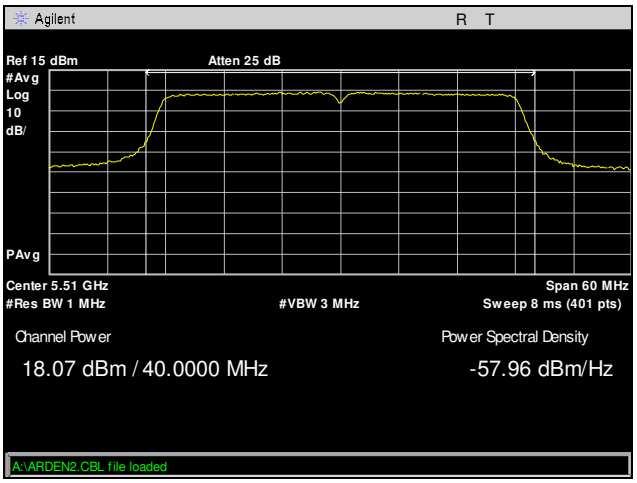


**Plot 113. Conducted Output Power, 802.11ac 40 MHz, 5510 MHz, Port 3, Radio 0, 4x8**

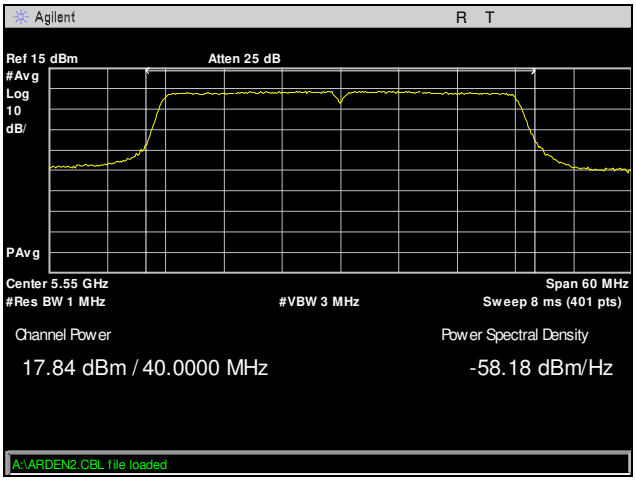


**Plot 114. Conducted Output Power, 802.11ac 40 MHz, 5550 MHz, Port 3, Radio 0, 4x8**

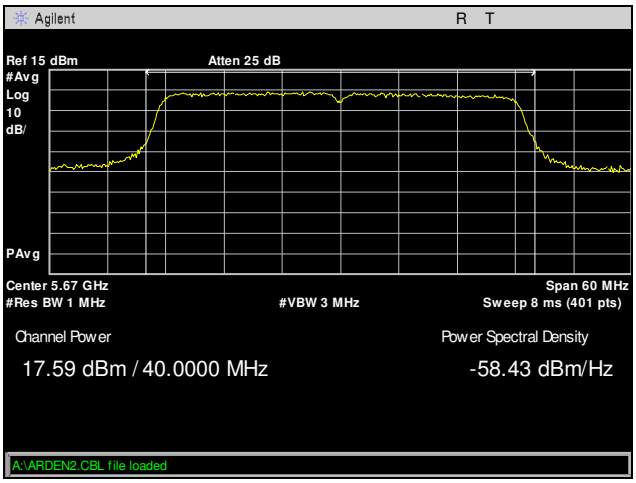


**Plot 115. Conducted Output Power, 802.11ac 40 MHz, 5670 MHz, Port 3, Radio 0, 4x8**

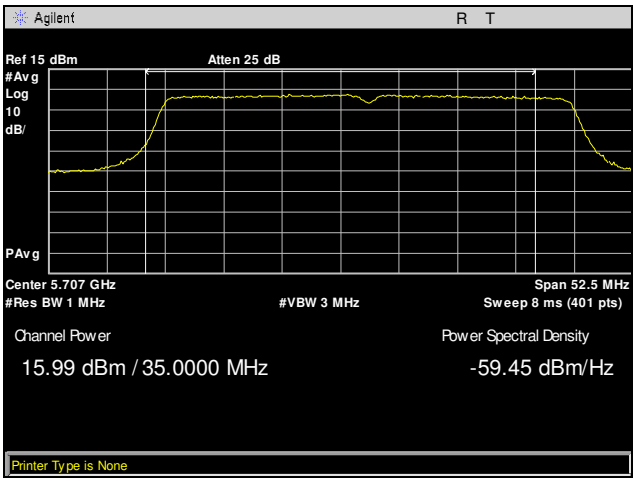


**Plot 116. Conducted Output Power, 802.11ac 40 MHz, 5710 MHz, Port 3, Radio 0, 4x8**

## Conducted Output Power, 802.11ac 40 MHz, Port 4, Radio 0, 4x8

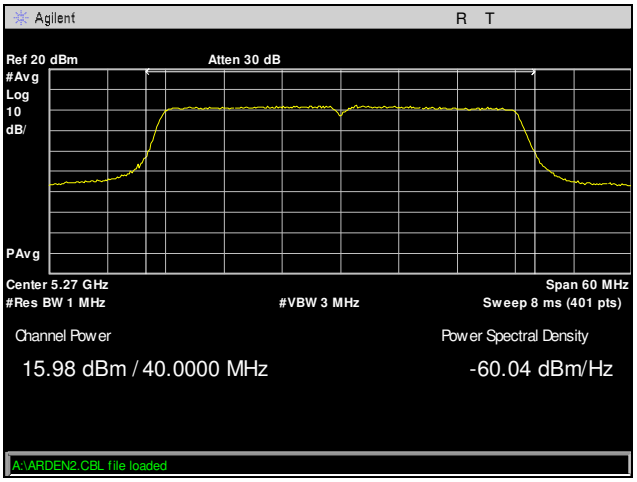


**Plot 117. Conducted Output Power, 802.11ac 40 MHz, 5270 MHz, Port 4, Radio 0, 4x8**

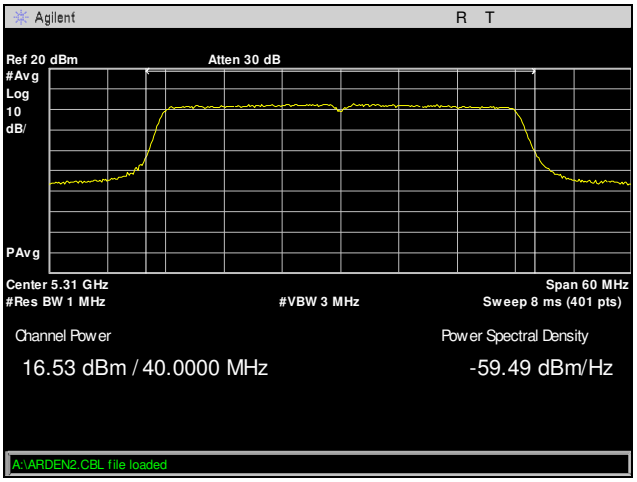


**Plot 118. Conducted Output Power, 802.11ac 40 MHz, 5310 MHz, Port 4, Radio 0, 4x8**

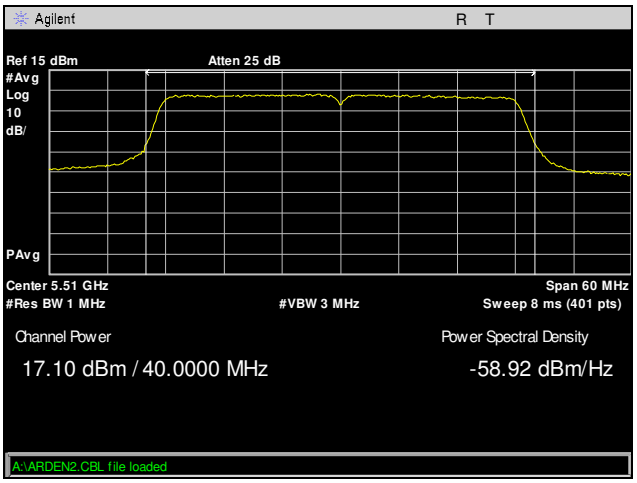


**Plot 119. Conducted Output Power, 802.11ac 40 MHz, 5510 MHz, Port 4, Radio 0, 4x8**

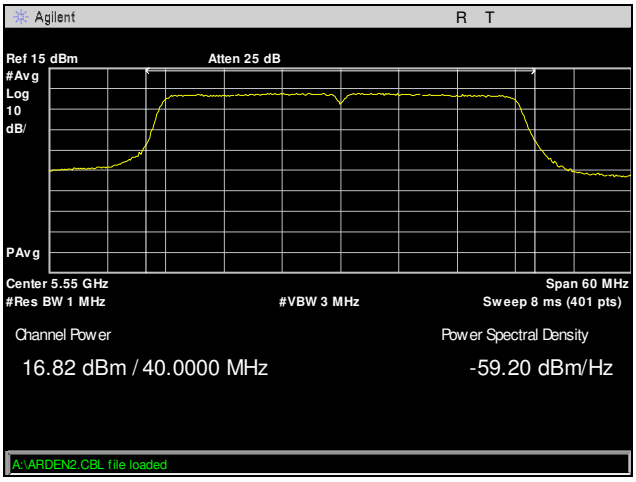


**Plot 120. Conducted Output Power, 802.11ac 40 MHz, 5550 MHz, Port 4, Radio 0, 4x8**

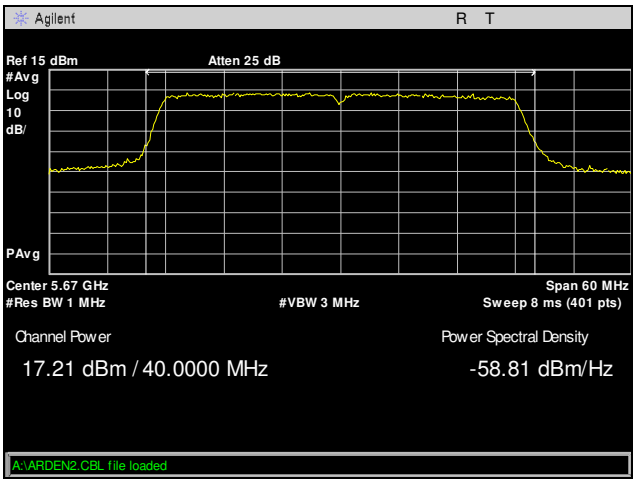


**Plot 121. Conducted Output Power, 802.11ac 40 MHz, 5670 MHz, Port 4, Radio 0, 4x8**

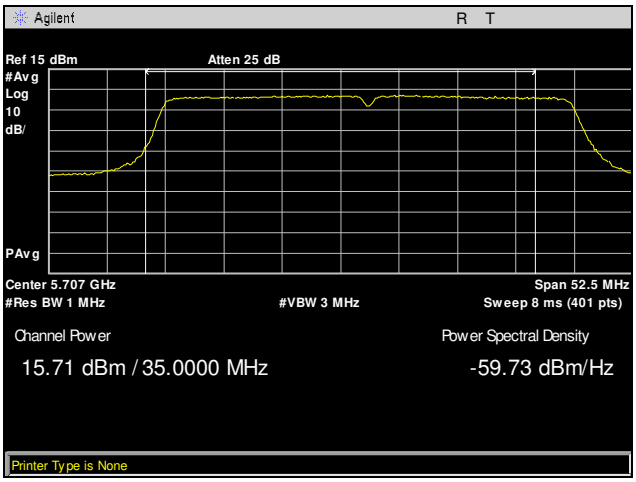


**Plot 122. Conducted Output Power, 802.11ac 40 MHz, 5710 MHz, Port 4, Radio 0, 4x8**

 © 2017, MET Laboratories, Inc. 

## Conducted Output Power, 802.11ac 80 MHz, Port 1, Radio 0, 4x8

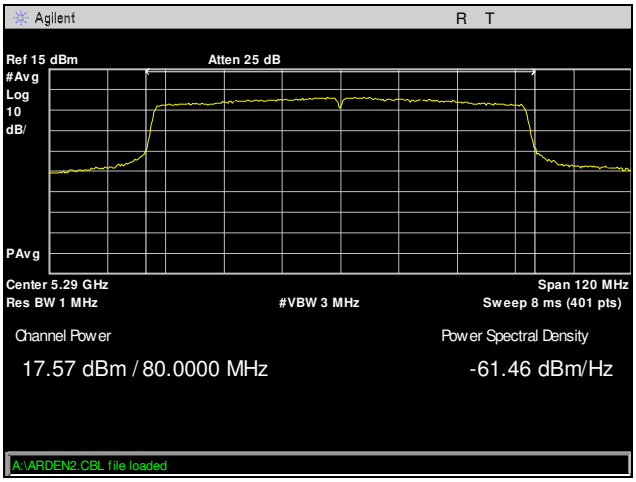


**Plot 123. Conducted Output Power, 802.11ac 80 MHz, 5290 MHz, Port 1, Radio 0, 4x8**

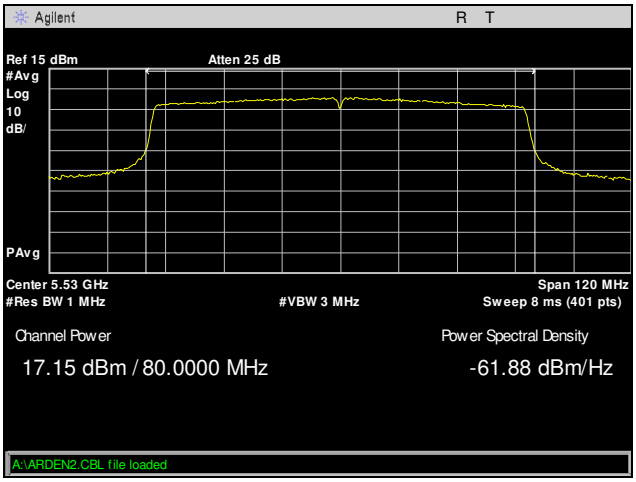


**Plot 124. Conducted Output Power, 802.11ac 80 MHz, 5530 MHz, Port 1, Radio 0, 4x8**

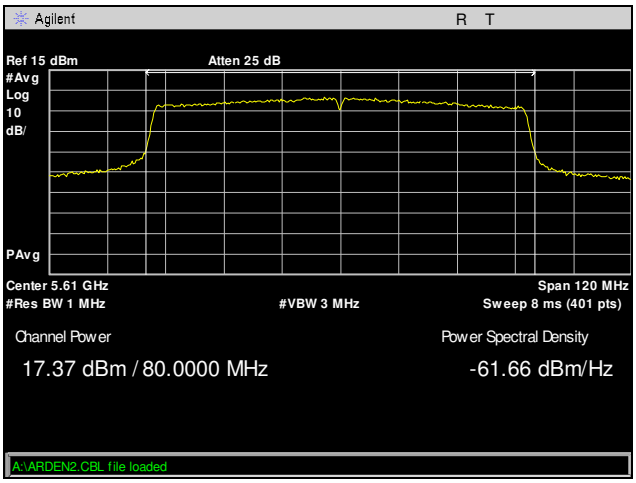


**Plot 125. Conducted Output Power, 802.11ac 80 MHz, 5610 MHz, Port 1, Radio 0, 4x8**

 © 2017, MET Laboratories, Inc. 

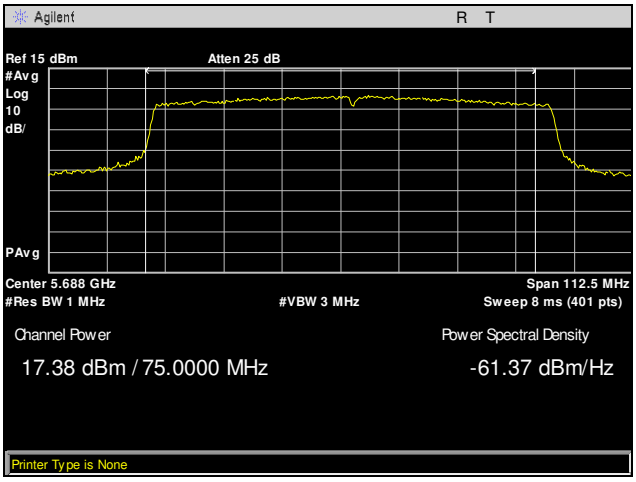


**Plot 126. Conducted Output Power, 802.11ac 80 MHz, 5690 MHz, Port 1, Radio 0, 4x8**

## Conducted Output Power, 802.11ac 80 MHz, Port 2, Radio 0, 4x8

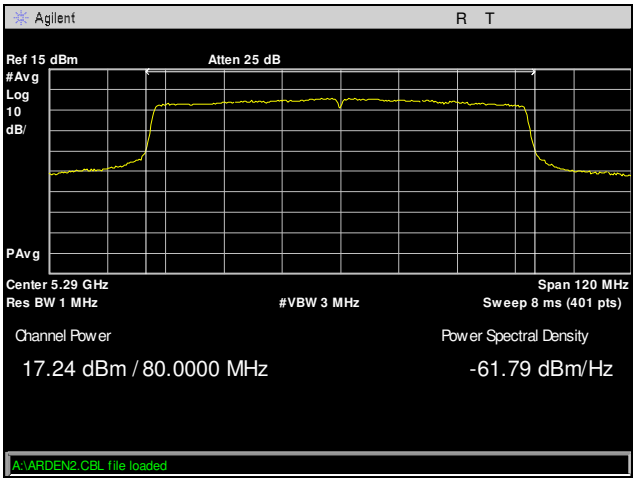


**Plot 127. Conducted Output Power, 802.11ac 80 MHz, 5290 MHz, Port 2, Radio 0, 4x8**

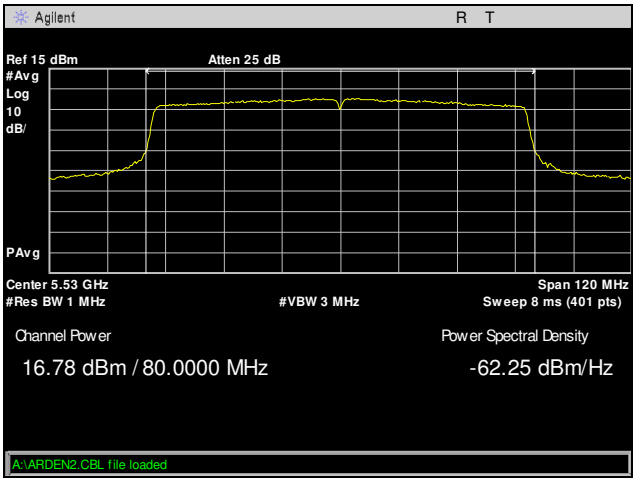


**Plot 128. Conducted Output Power, 802.11ac 80 MHz, 5530 MHz, Port 2, Radio 0, 4x8**

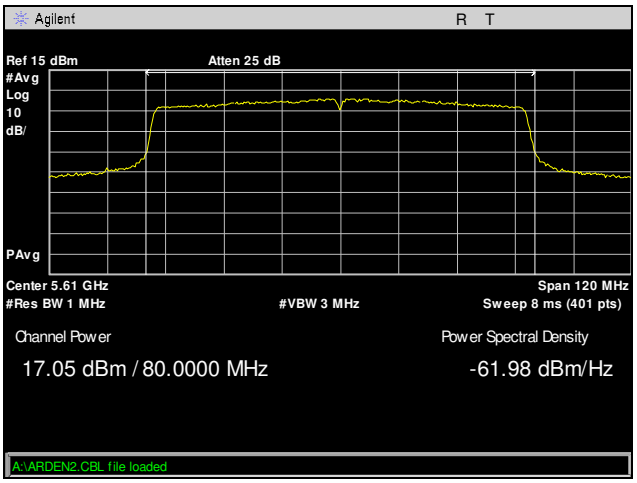


**Plot 129. Conducted Output Power, 802.11ac 80 MHz, 5610 MHz, Port 2, Radio 0, 4x8**

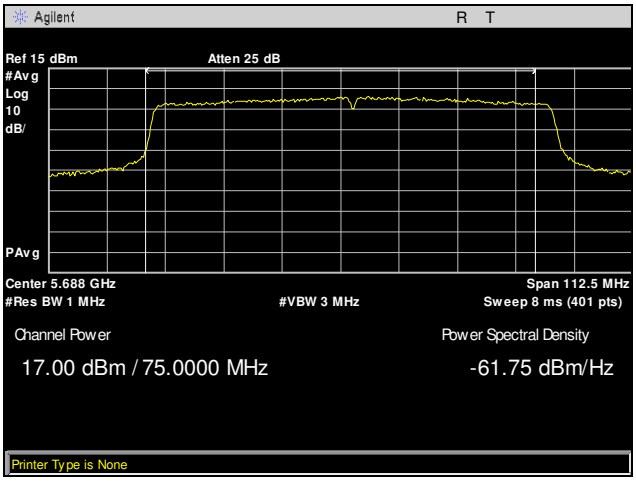


**Plot 130. Conducted Output Power, 802.11ac 80 MHz, 5690 MHz, Port 2, Radio 0, 4x8**

## Conducted Output Power, 802.11ac 80 MHz, Port 3, Radio 0, 4x8

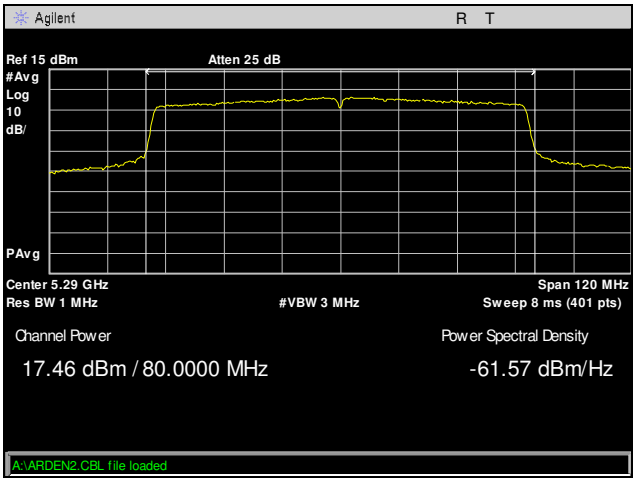


**Plot 131. Conducted Output Power, 802.11ac 80 MHz, 5290 MHz, Port 3, Radio 0, 4x8**

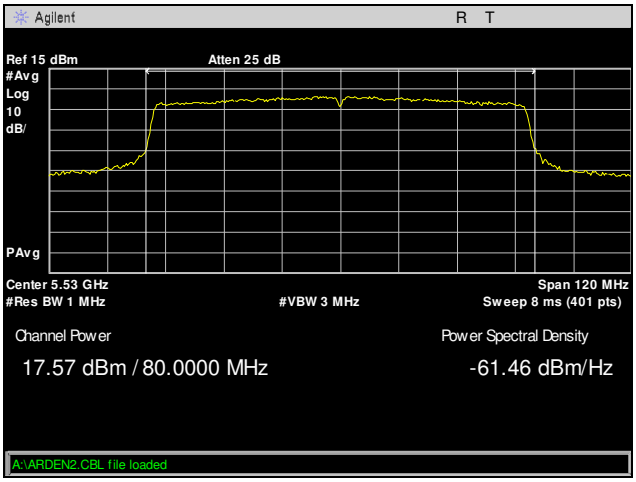


**Plot 132. Conducted Output Power, 802.11ac 80 MHz, 5530 MHz, Port 3, Radio 0, 4x8**

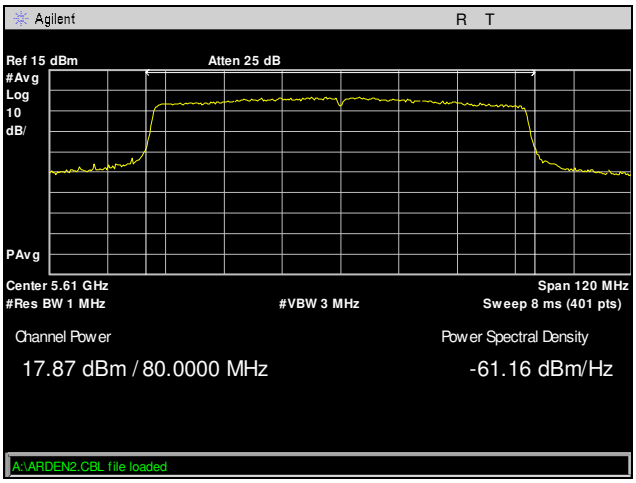


**Plot 133. Conducted Output Power, 802.11ac 80 MHz, 5610 MHz, Port 3, Radio 0, 4x8**

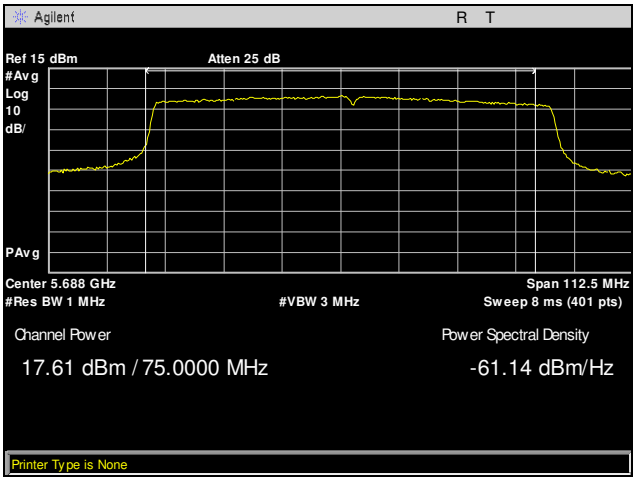


**Plot 134. Conducted Output Power, 802.11ac 80 MHz, 5690 MHz, Port 3, Radio 0, 4x8**

## Conducted Output Power, 802.11ac 80 MHz, Port 4, Radio 0, 4x8

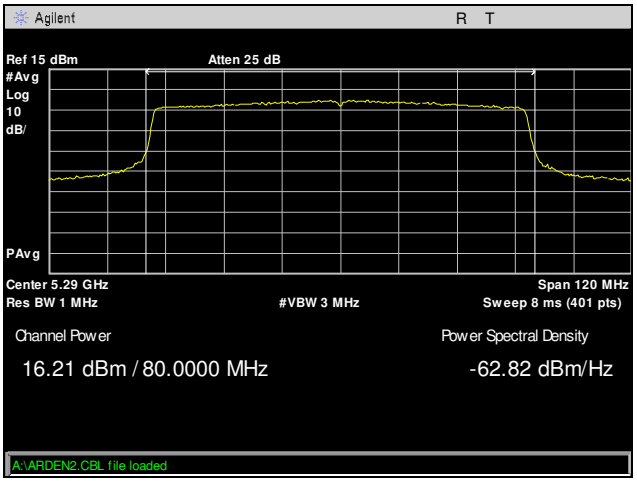


**Plot 135. Conducted Output Power, 802.11ac 80 MHz, 5290 MHz, Port 4, Radio 0, 4x8**

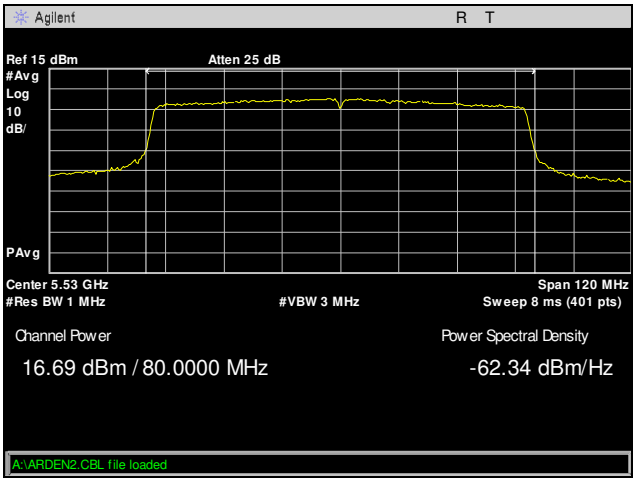


**Plot 136. Conducted Output Power, 802.11ac 80 MHz, 5530 MHz, Port 4, Radio 0, 4x8**

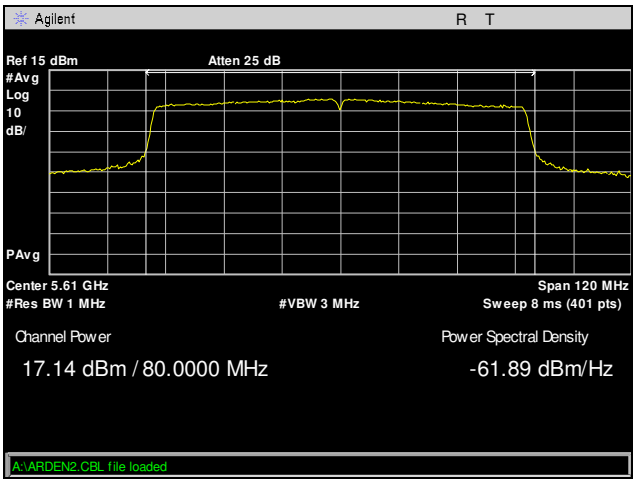


**Plot 137. Conducted Output Power, 802.11ac 80 MHz, 5610 MHz, Port 4, Radio 0, 4x8**

 © 2017, MET Laboratories, Inc. 

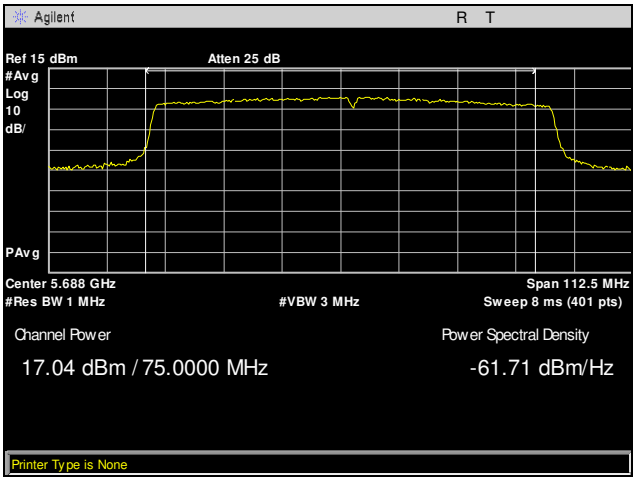


**Plot 138. Conducted Output Power, 802.11ac 80 MHz, 5690 MHz, Port 1, Radio 0, 4x8**

## Conducted Output Power, 802.11ac 160 MHz, Port 1, Radio 0, 4x8

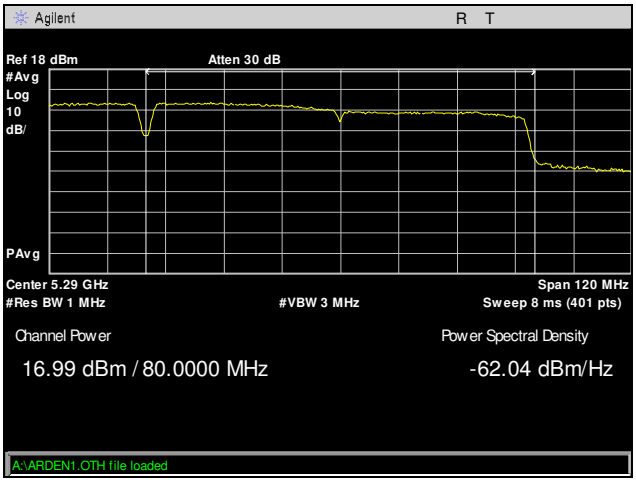


**Plot 139. Conducted Output Power, 802.11ac 160 MHz, 5250 MHz, Port 1, Radio 0, 4x8**

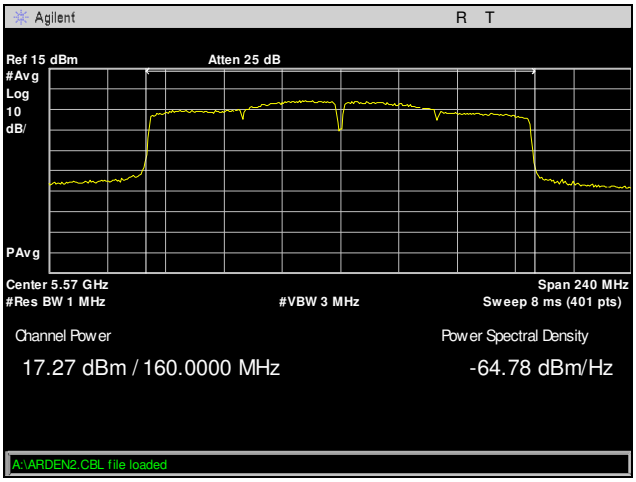


**Plot 140. Conducted Output Power, 802.11ac 160 MHz, 5570 MHz, Port 1, Radio 0, 4x8**

 © 2017, MET Laboratories, Inc. 

## Conducted Output Power, 802.11ac 160 MHz, Port 2, Radio 0, 4x8

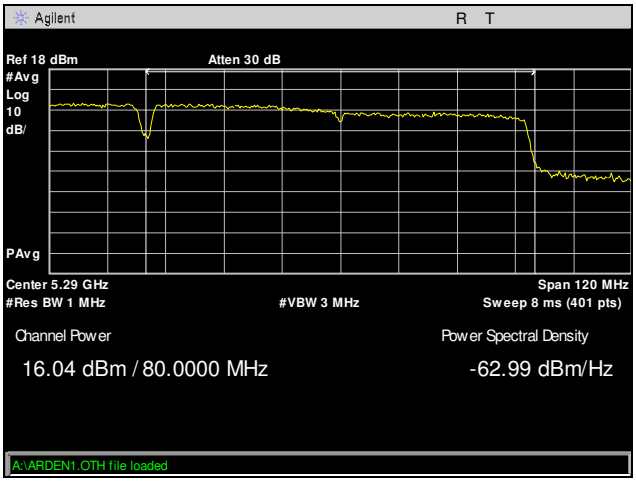


**Plot 141. Conducted Output Power, 802.11ac 160 MHz, 5250 MHz, Port 2, Radio 0, 4x8**

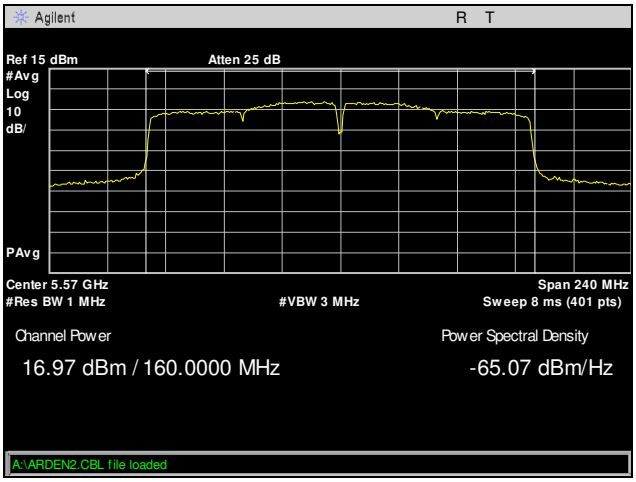


**Plot 142. Conducted Output Power, 802.11ac 160 MHz, 5570 MHz, Port 2, Radio 0, 4x8**

 © 2017, MET Laboratories, Inc. 

## Conducted Output Power, 802.11ac 160 MHz, Port 3, Radio 0, 4x8

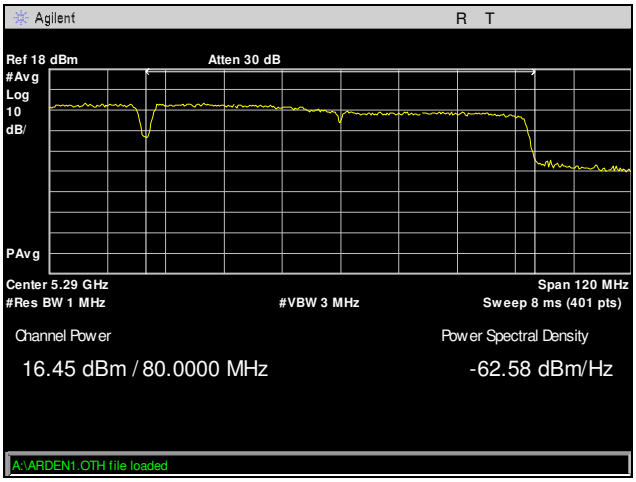


**Plot 143. Conducted Output Power, 802.11ac 160 MHz, 5250 MHz, Port 3, Radio 0, 4x8**

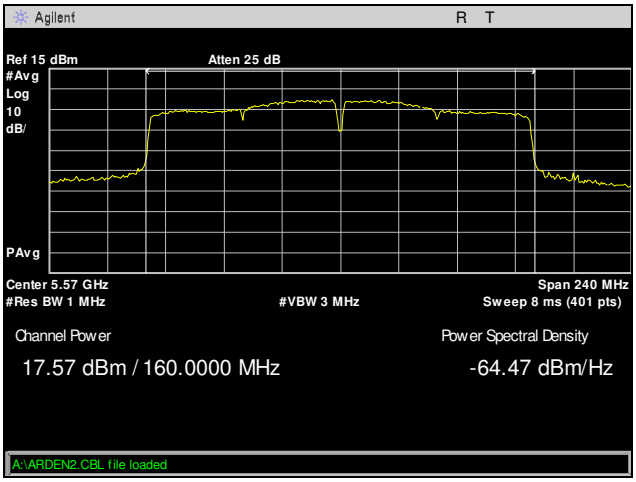


**Plot 144. Conducted Output Power, 802.11ac 160 MHz, 5570 MHz, Port 3, Radio 0, 4x8**

## Conducted Output Power, 802.11ac 160 MHz, Port 4, Radio 0, 4x8

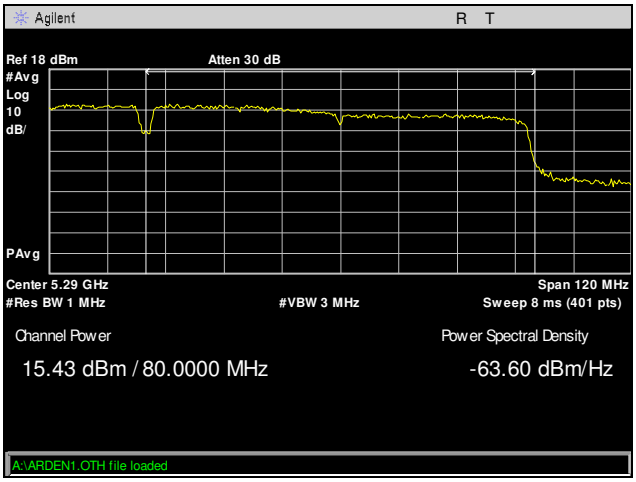


**Plot 145. Conducted Output Power, 802.11ac 160 MHz, 5250 MHz, Port 4, Radio 0, 4x8**

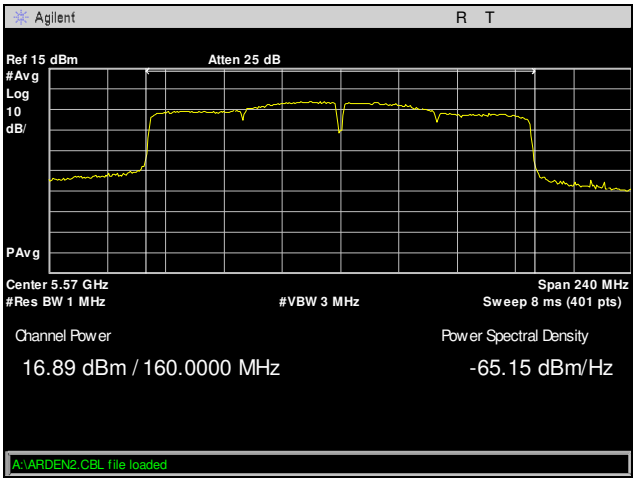


**Plot 146. Conducted Output Power, 802.11ac 160 MHz, 5570 MHz, Port 4, Radio 0, 4x8**

 © 2017, MET Laboratories, Inc. 

## Conducted Output Power, 802.11n 20 MHz, Port 1, Radio 0, 4x8

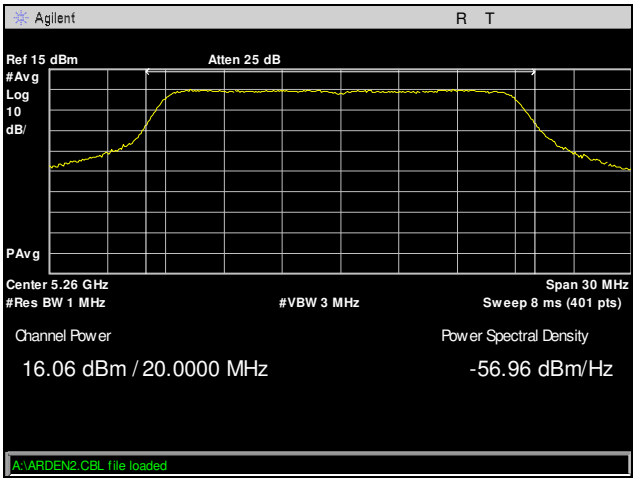


**Plot 147. Conducted Output Power, 802.11n 20 MHz, 5260 MHz, Port 1, Radio 0, 4x8**

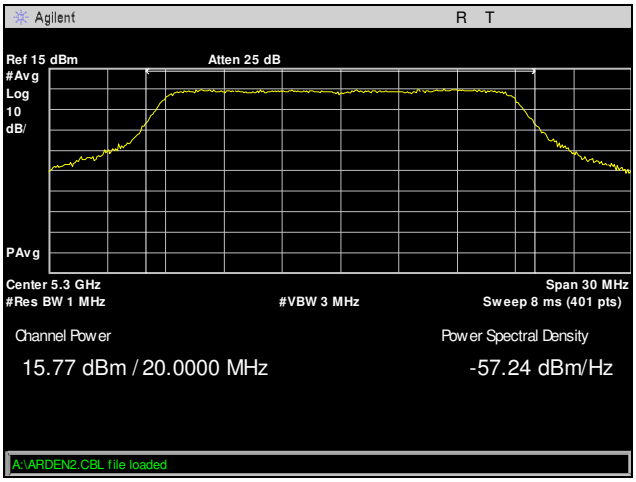


**Plot 148. Conducted Output Power, 802.11n 20 MHz, 5300 MHz, Port 1, Radio 0, 4x8**

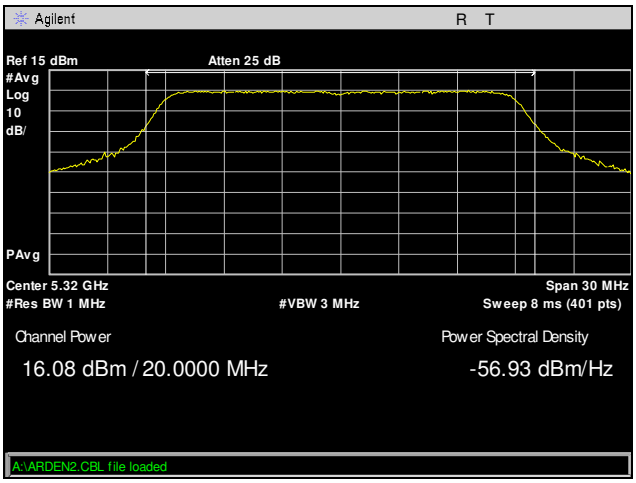


**Plot 149. Conducted Output Power, 802.11n 20 MHz, 5320 MHz, Port 1, Radio 0, 4x8**

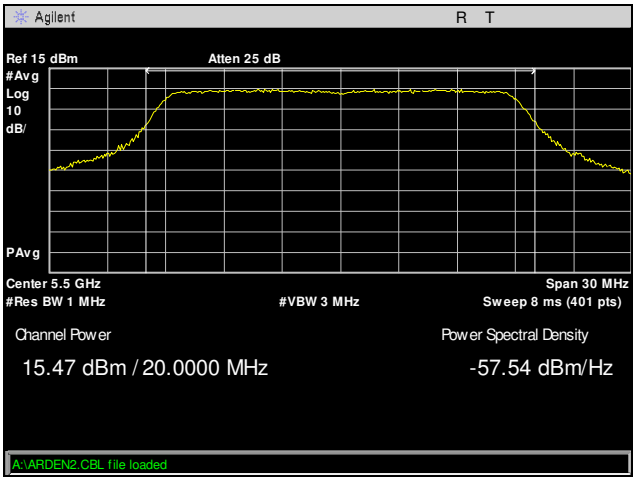


**Plot 150. Conducted Output Power, 802.11n 20 MHz, 5500 MHz, Port 1, Radio 0, 4x8**

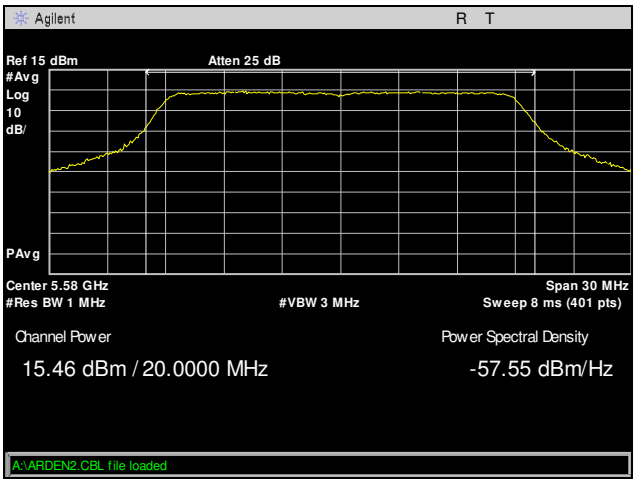


**Plot 151. Conducted Output Power, 802.11n 20 MHz, 5580 MHz, Port 1, Radio 0, 4x8**

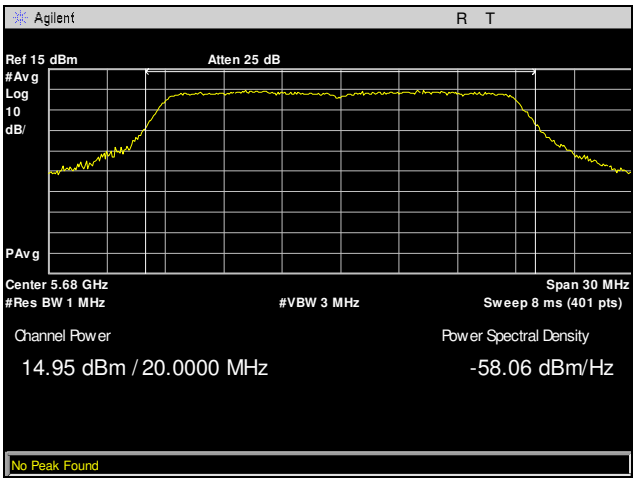


**Plot 152. Conducted Output Power, 802.11n 20 MHz, 5680 MHz, Port 1, Radio 0, 4x8**

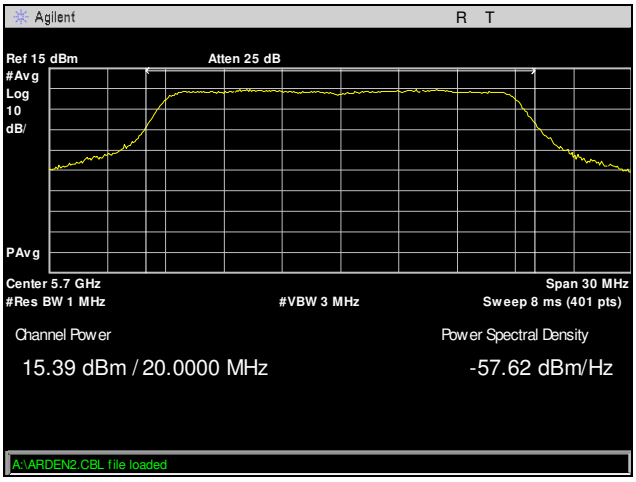


**Plot 153. Conducted Output Power, 802.11n 20 MHz, 5700 MHz, Port 1, Radio 0, 4x8**

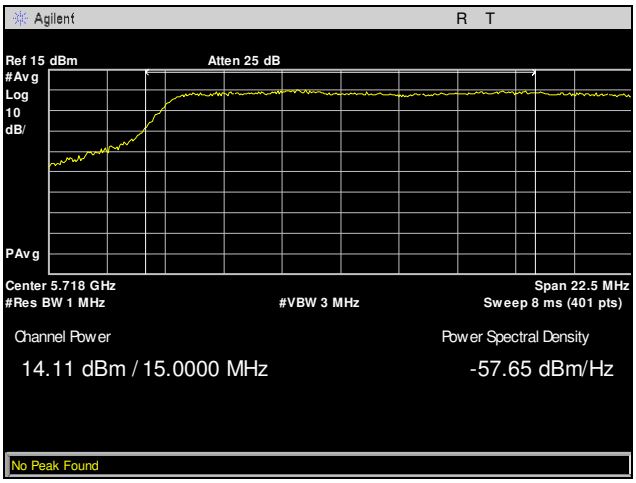


**Plot 154. Conducted Output Power, 802.11n 20 MHz, 5720 MHz, Port 1, Radio 0, 4x8**

## Conducted Output Power, 802.11n 20 MHz, Port 2, Radio 0, 4x8

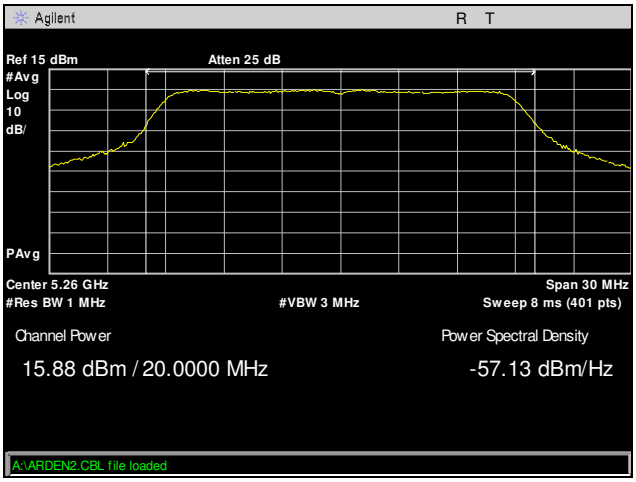


**Plot 155. Conducted Output Power, 802.11n 20 MHz, 5260 MHz, Port 2, Radio 0, 4x8**

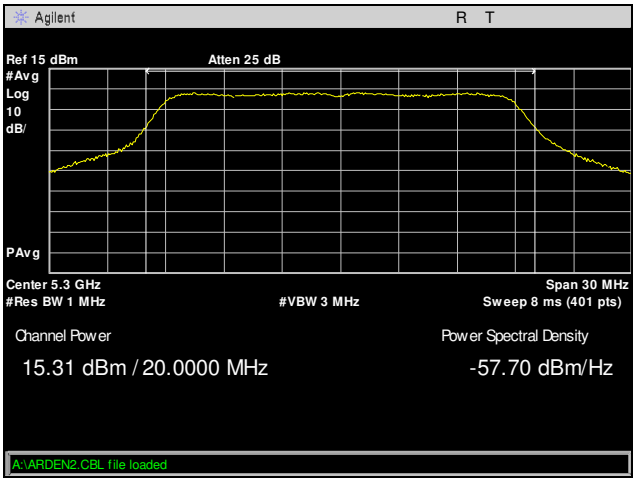


**Plot 156. Conducted Output Power, 802.11n 20 MHz, 5300 MHz, Port 2, Radio 0, 4x8**

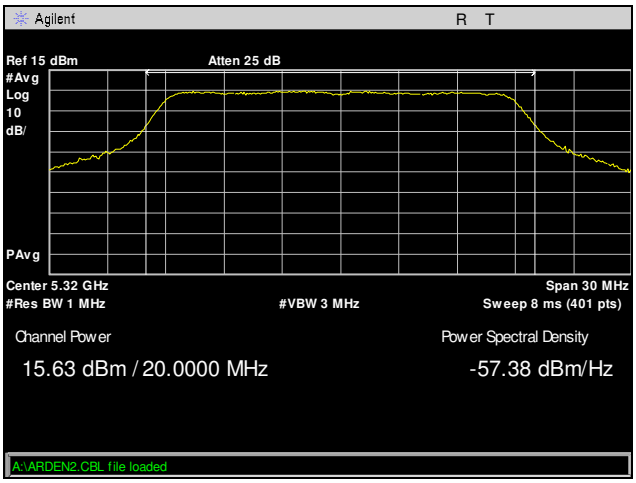


**Plot 157. Conducted Output Power, 802.11n 20 MHz, 5320 MHz, Port 2, Radio 0, 4x8**

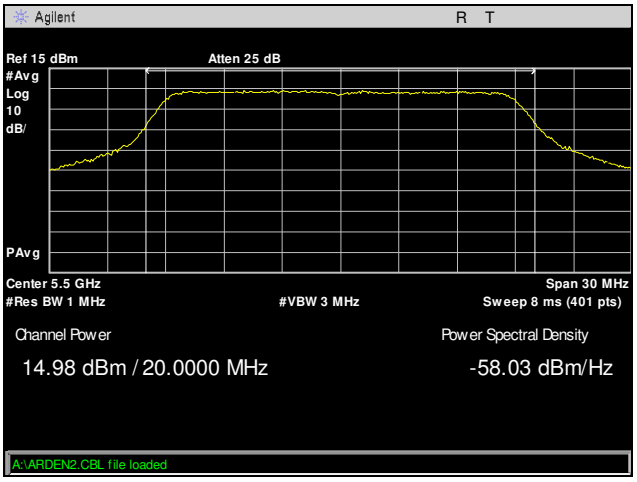


**Plot 158. Conducted Output Power, 802.11n 20 MHz, 5500 MHz, Port 2, Radio 0, 4x8**

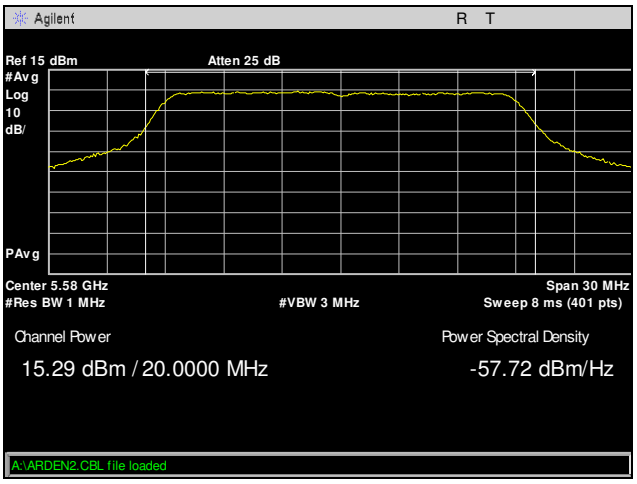


**Plot 159. Conducted Output Power, 802.11n 20 MHz, 5580 MHz, Port 2, Radio 0, 4x8**

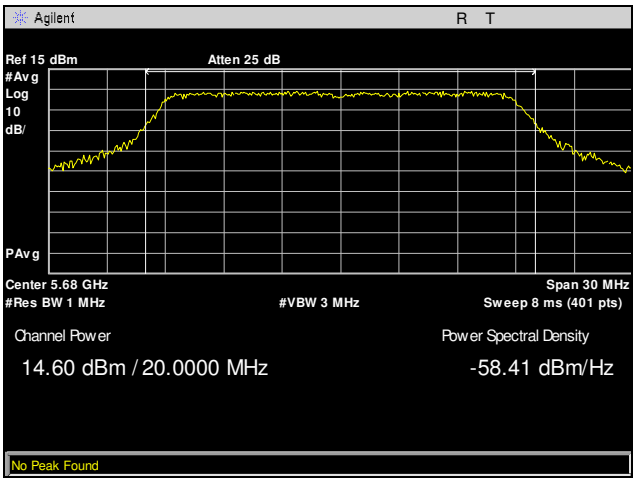


**Plot 160. Conducted Output Power, 802.11n 20 MHz, 5680 MHz, Port 2, Radio 0, 4x8**

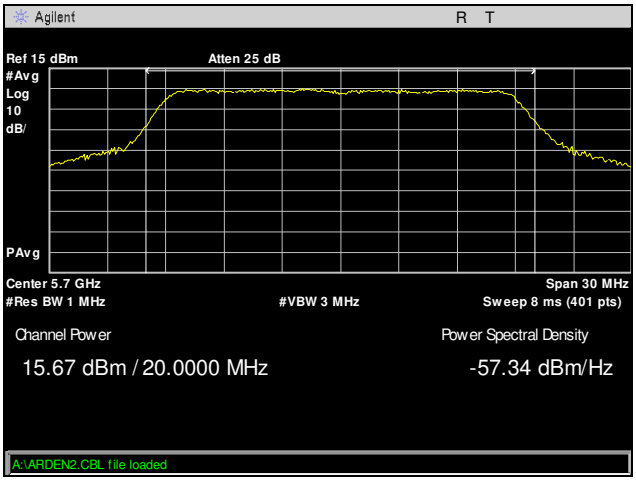


**Plot 161. Conducted Output Power, 802.11n 20 MHz, 5700 MHz, Port 2, Radio 0, 4x8**

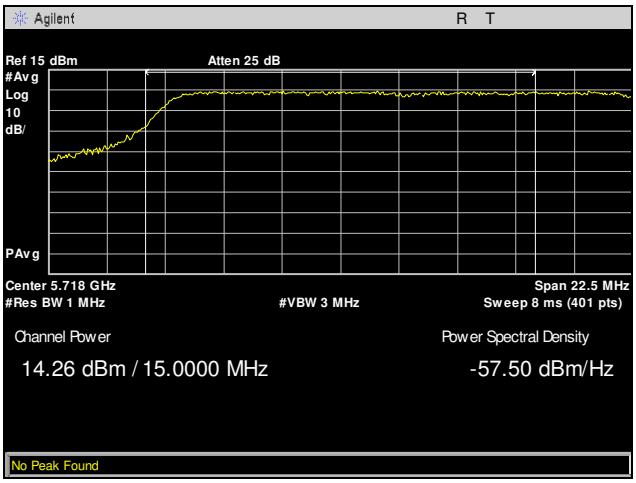


**Plot 162. Conducted Output Power, 802.11n 20 MHz, 5720 MHz, Port 2, Radio 0, 4x8**

## Conducted Output Power, 802.11n 20 MHz, Port 3, Radio 0, 4x8

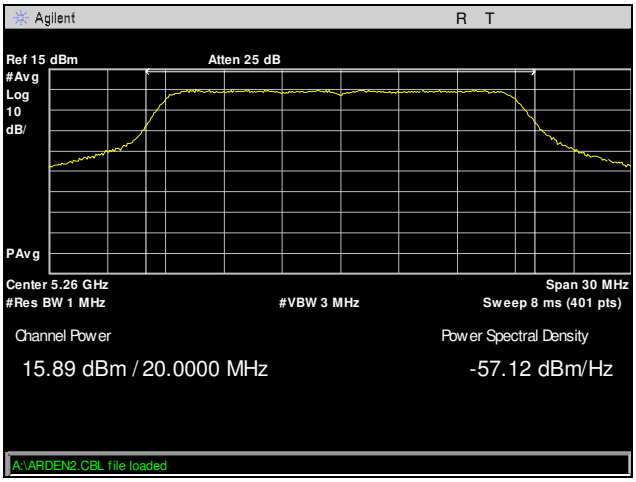


**Plot 163. Conducted Output Power, 802.11n 20 MHz, 5260 MHz, Port 3, Radio 0, 4x8**

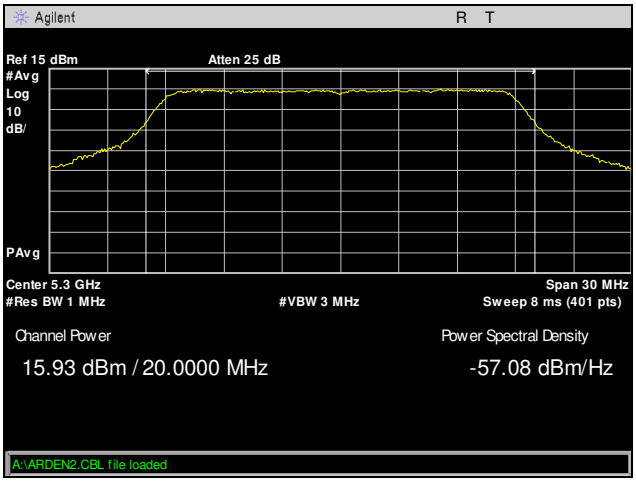


**Plot 164. Conducted Output Power, 802.11n 20 MHz, 5300 MHz, Port 3, Radio 0, 4x8**

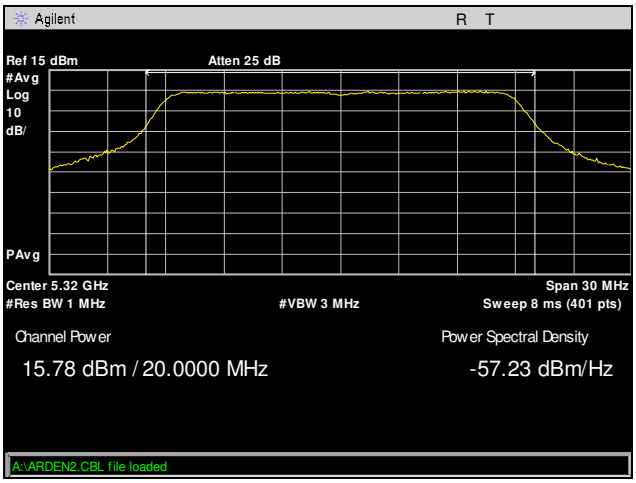


**Plot 165. Conducted Output Power, 802.11n 20 MHz, 5320 MHz, Port 3, Radio 0, 4x8**

 © 2017, MET Laboratories, Inc. 

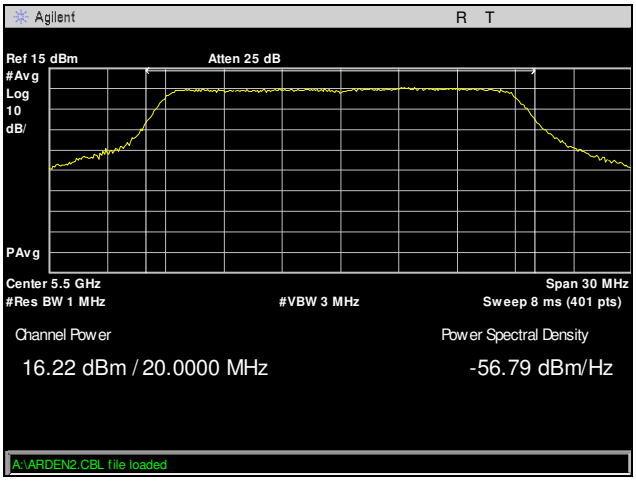


**Plot 166. Conducted Output Power, 802.11n 20 MHz, 5500 MHz, Port 3, Radio 0, 4x8**

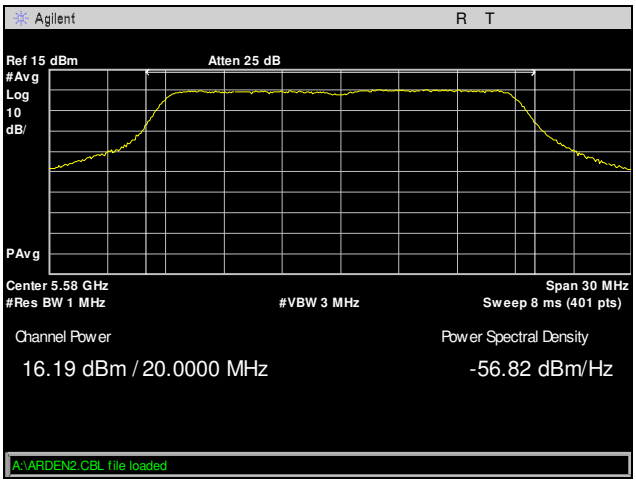


**Plot 167. Conducted Output Power, 802.11n 20 MHz, 5580 MHz, Port 3, Radio 0, 4x8**

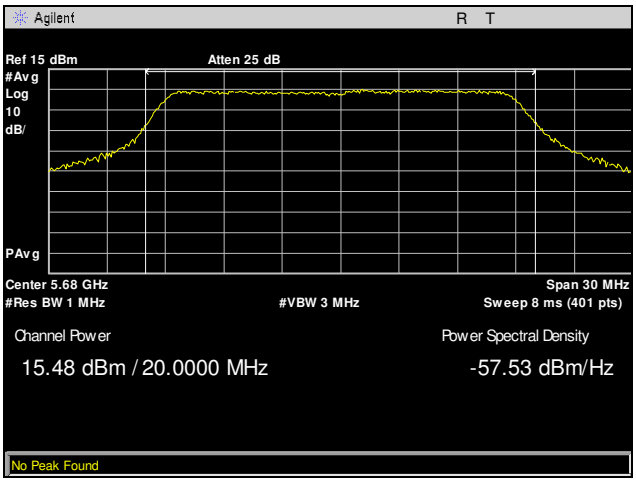


**Plot 168. Conducted Output Power, 802.11n 20 MHz, 5680 MHz, Port 3, Radio 0, 4x8**

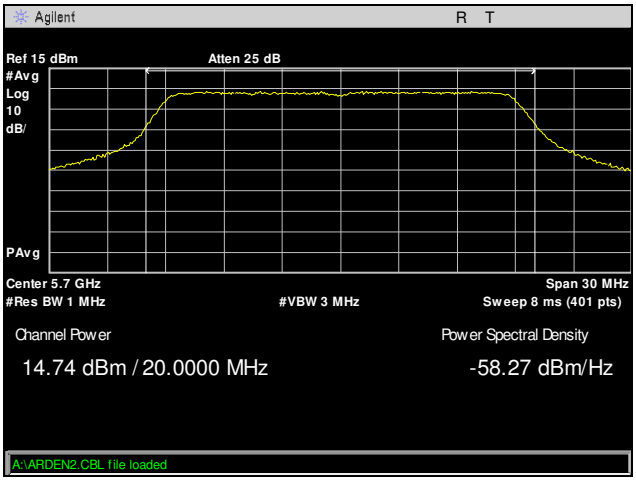


**Plot 169. Conducted Output Power, 802.11n 20 MHz, 5700 MHz, Port 3, Radio 0, 4x8**

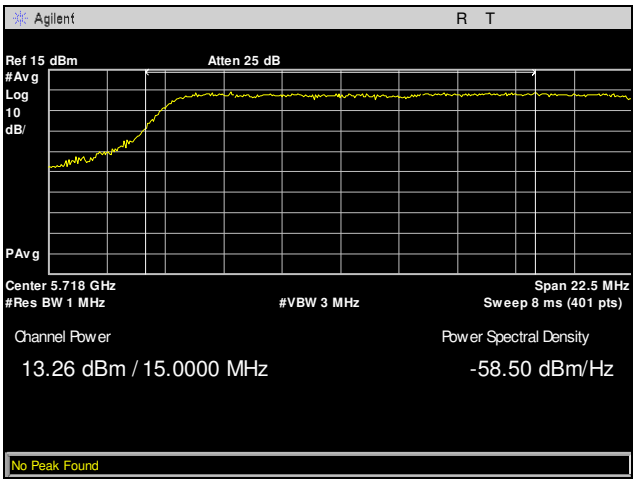


**Plot 170. Conducted Output Power, 802.11n 20 MHz, 5720 MHz, Port 3, Radio 0, 4x8**

## Conducted Output Power, 802.11n 20 MHz, Port 4, Radio 0, 4x8

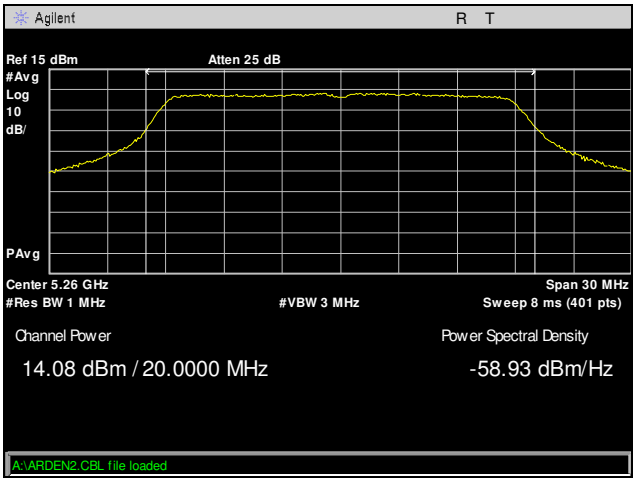


**Plot 171. Conducted Output Power, 802.11n 20 MHz, 5260 MHz, Port 4, Radio 0, 4x8**

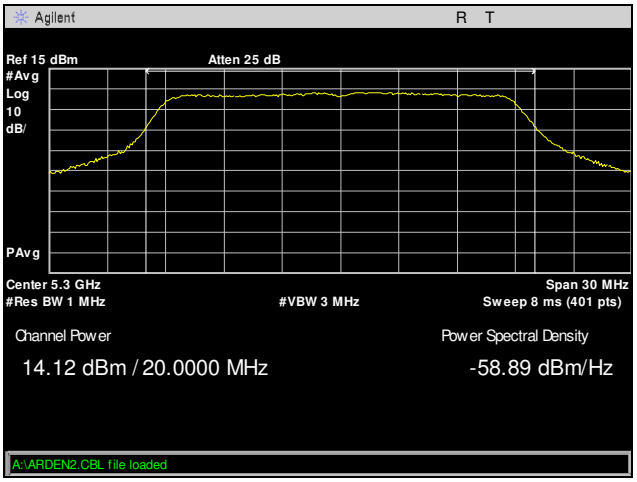


**Plot 172. Conducted Output Power, 802.11n 20 MHz, 5300 MHz, Port 4, Radio 0, 4x8**

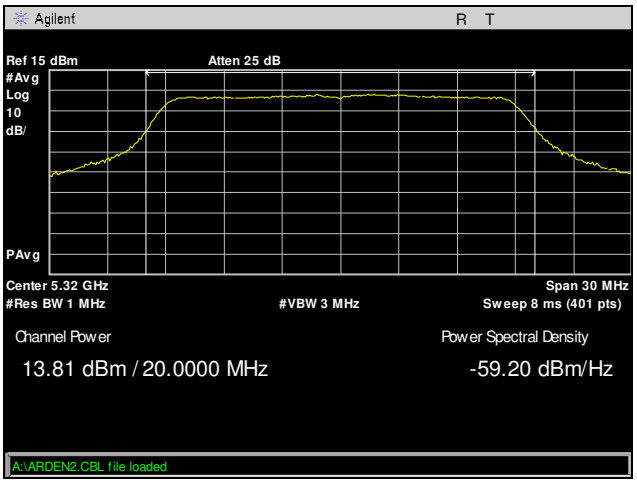


**Plot 173. Conducted Output Power, 802.11n 20 MHz, 5320 MHz, Port 4, Radio 0, 4x8**

 © 2017, MET Laboratories, Inc. 

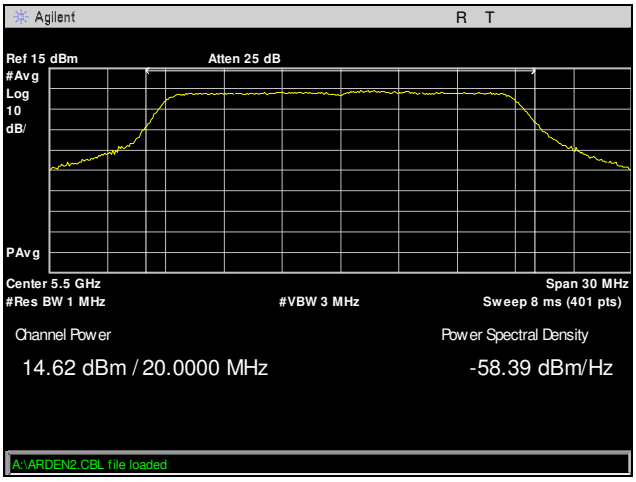


**Plot 174. Conducted Output Power, 802.11n 20 MHz, 5500 MHz, Port 4, Radio 0, 4x8**

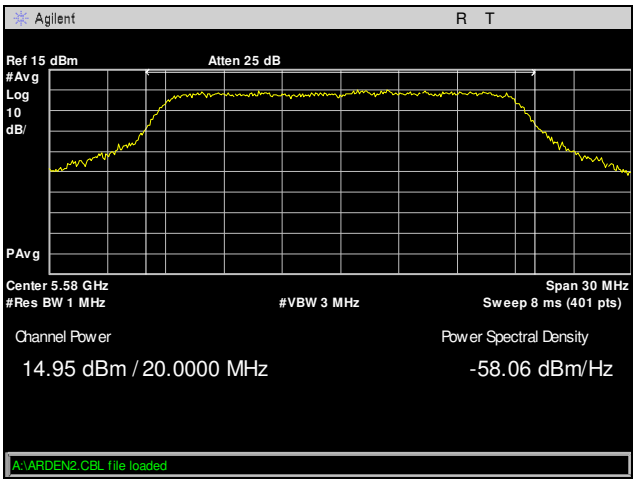


**Plot 175. Conducted Output Power, 802.11n 20 MHz, 5580 MHz, Port 4, Radio 0, 4x8**

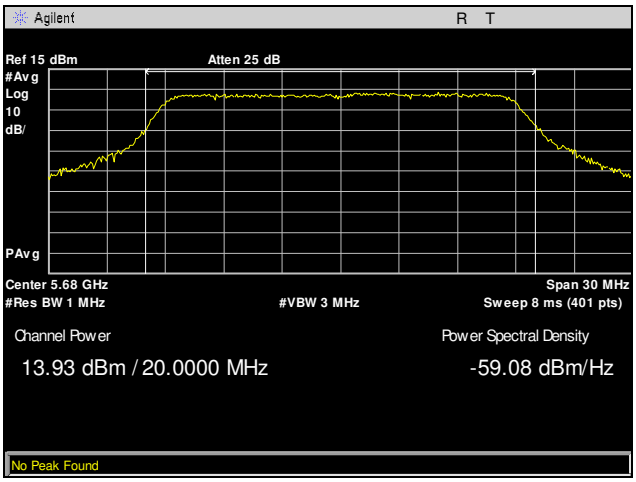


**Plot 176. Conducted Output Power, 802.11n 20 MHz, 5680 MHz, Port 4, Radio 0, 4x8**

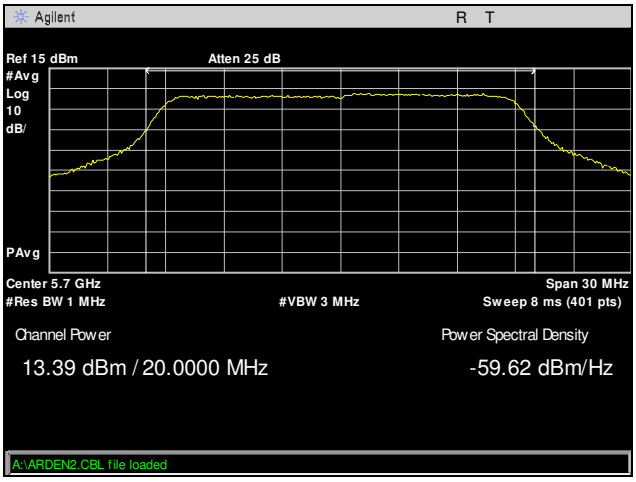


**Plot 177. Conducted Output Power, 802.11n 20 MHz, 5700 MHz, Port 4, Radio 0, 4x8**

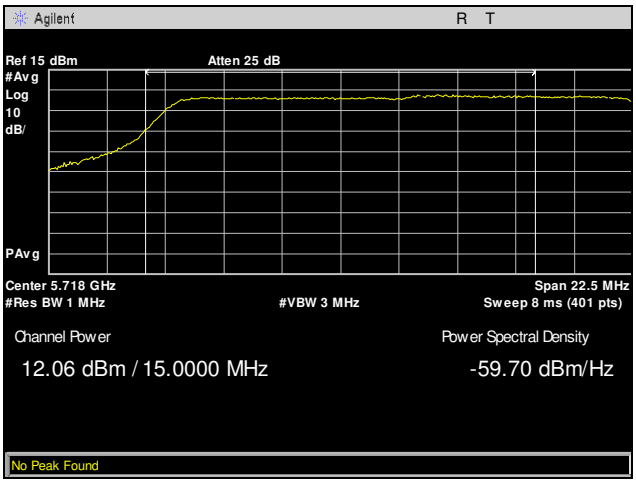


**Plot 178. Conducted Output Power, 802.11n 20 MHz, 5720 MHz, Port 4, Radio 0, 4x8**

## Conducted Output Power, 802.11n 40 MHz, Port 1, Radio 0, 4x8

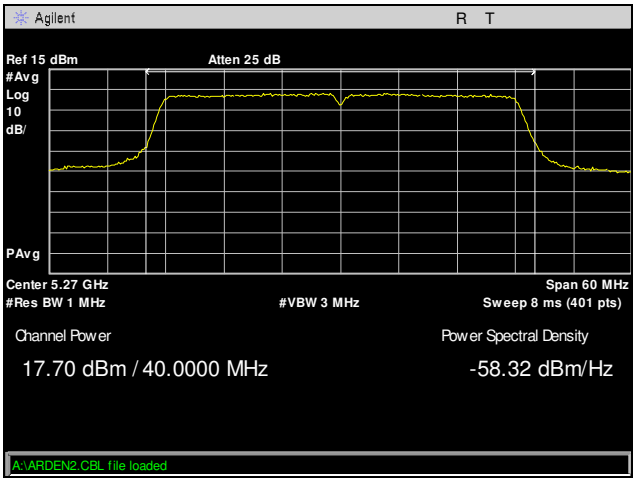


**Plot 179. Conducted Output Power, 802.11n 40 MHz, 5270 MHz, Port 1, Radio 0, 4x8**

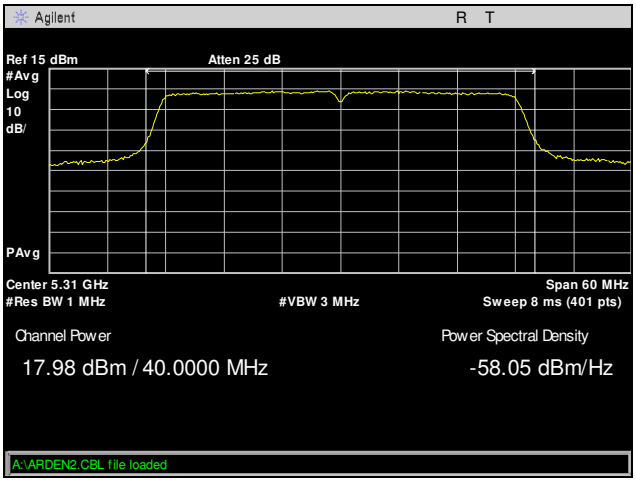


**Plot 180. Conducted Output Power, 802.11n 40 MHz, 5310 MHz, Port 1, Radio 0, 4x8**

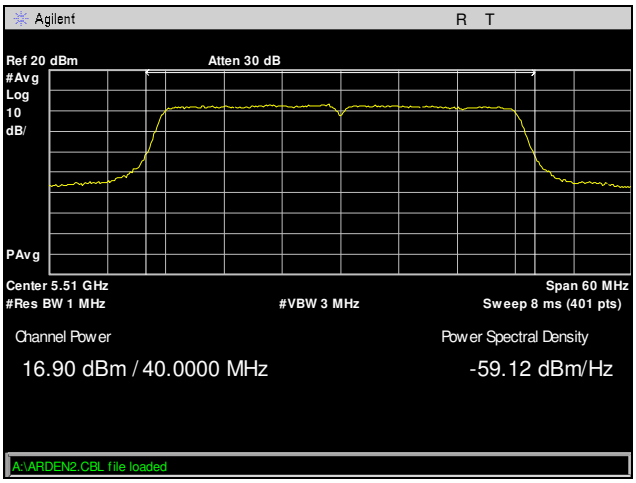


**Plot 181. Conducted Output Power, 802.11n 40 MHz, 5510 MHz, Port 1, Radio 0, 4x8**

 © 2017, MET Laboratories, Inc. 

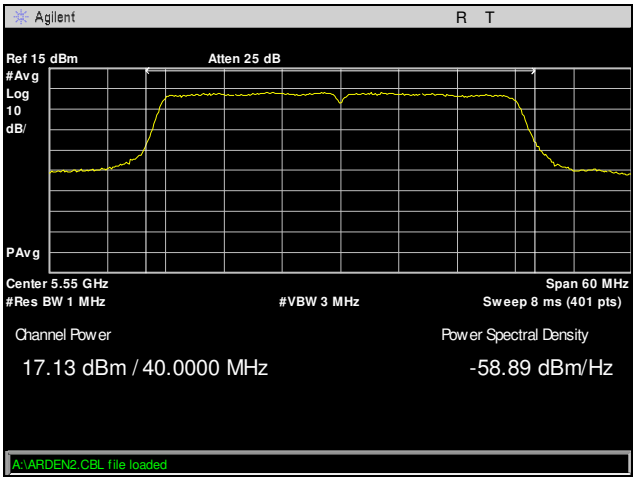


**Plot 182. Conducted Output Power, 802.11n 40 MHz, 5550 MHz, Port 1, Radio 0, 4x8**

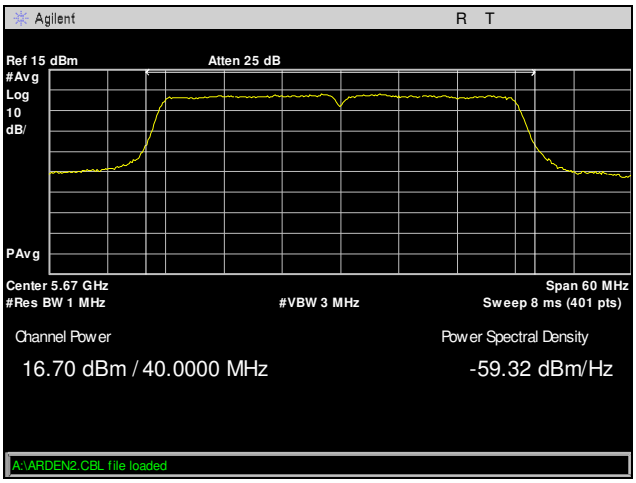


**Plot 183. Conducted Output Power, 802.11n 40 MHz, 5670 MHz, Port 1, Radio 0, 4x8**

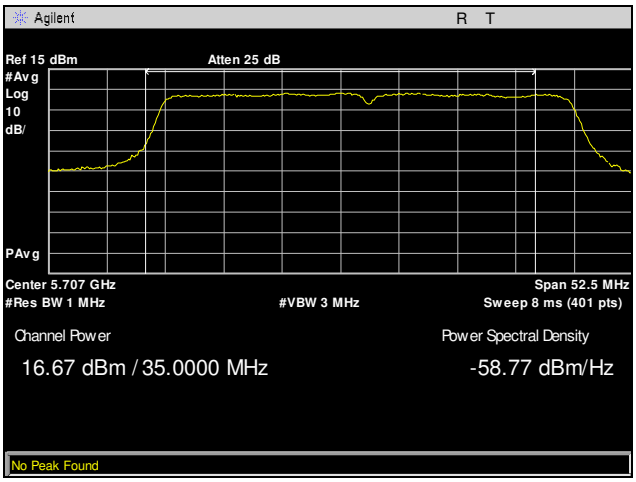


**Plot 184. Conducted Output Power, 802.11n 40 MHz, 5710 MHz, Port 1, Radio 0, 4x8**

## Conducted Output Power, 802.11n 40 MHz, Port 2, Radio 0, 4x8

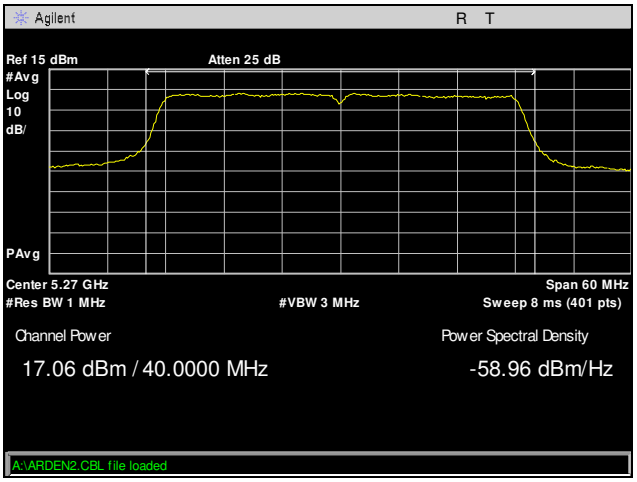


**Plot 185. Conducted Output Power, 802.11n 40 MHz, 5270 MHz, Port 2, Radio 0, 4x8**

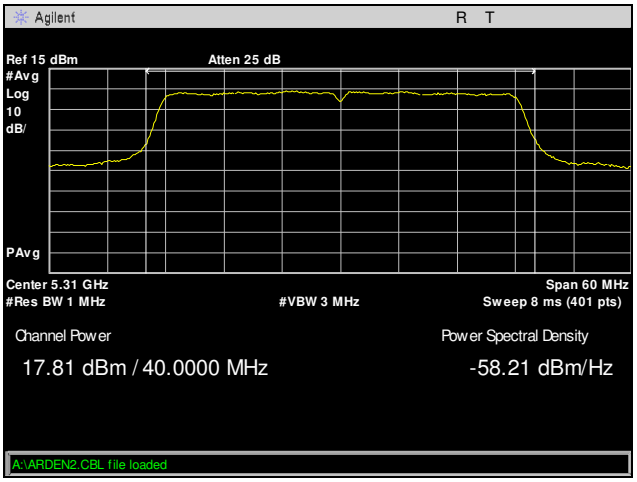


**Plot 186. Conducted Output Power, 802.11n 40 MHz, 5310 MHz, Port 2, Radio 0, 4x8**

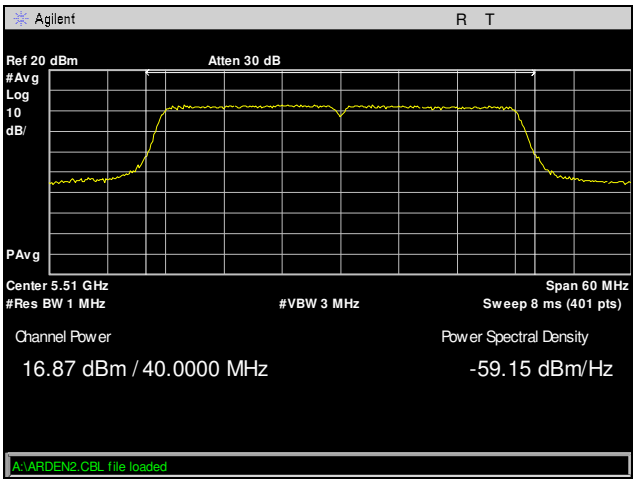


**Plot 187. Conducted Output Power, 802.11n 40 MHz, 5510 MHz, Port 2, Radio 0, 4x8**

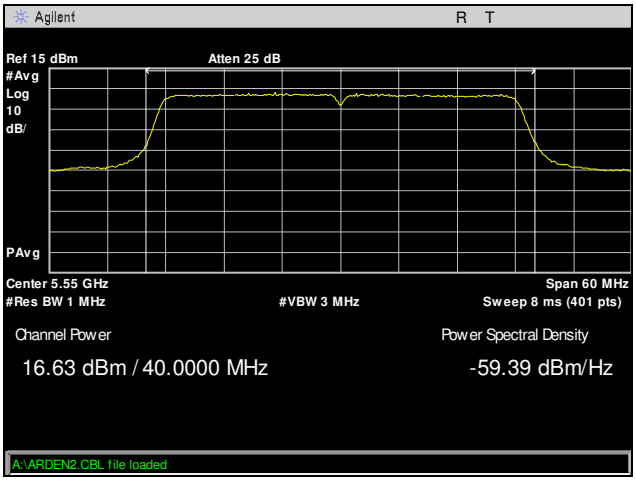


**Plot 188. Conducted Output Power, 802.11n 40 MHz, 5550 MHz, Port 2, Radio 0, 4x8**

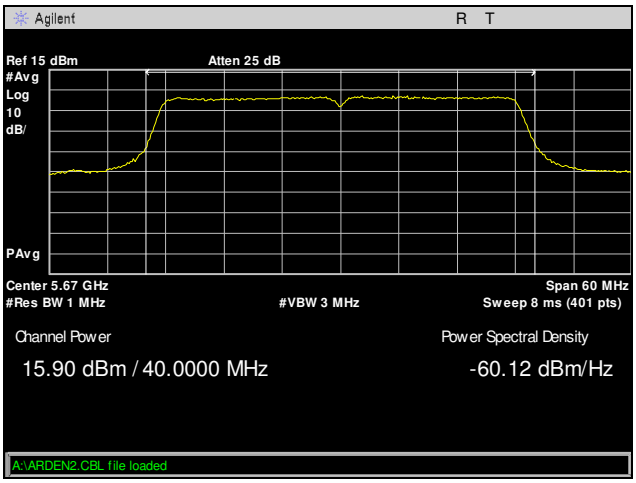


**Plot 189. Conducted Output Power, 802.11n 40 MHz, 5670 MHz, Port 2, Radio 0, 4x8**

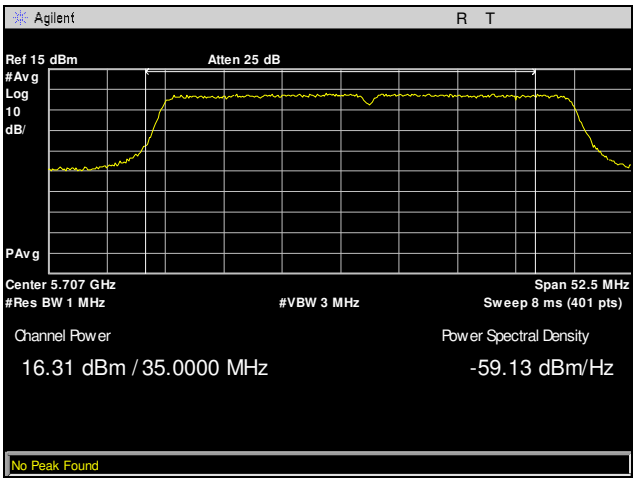


**Plot 190. Conducted Output Power, 802.11n 40 MHz, 5710 MHz, Port 2, Radio 0, 4x8**

## Conducted Output Power, 802.11n 40 MHz, Port 3, Radio 0, 4x8

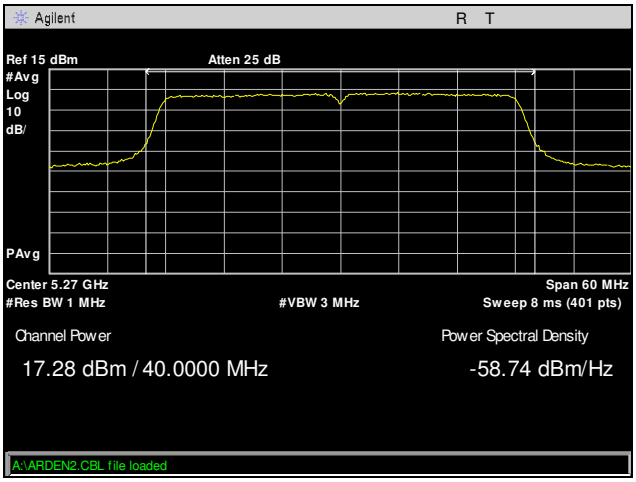


**Plot 191. Conducted Output Power, 802.11n 40 MHz, 5270 MHz, Port 3, Radio 0, 4x8**

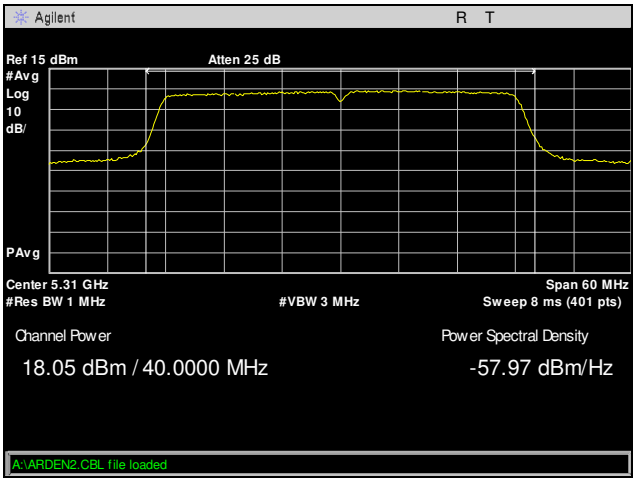


**Plot 192. Conducted Output Power, 802.11n 40 MHz, 5310 MHz, Port 3, Radio 0, 4x8**

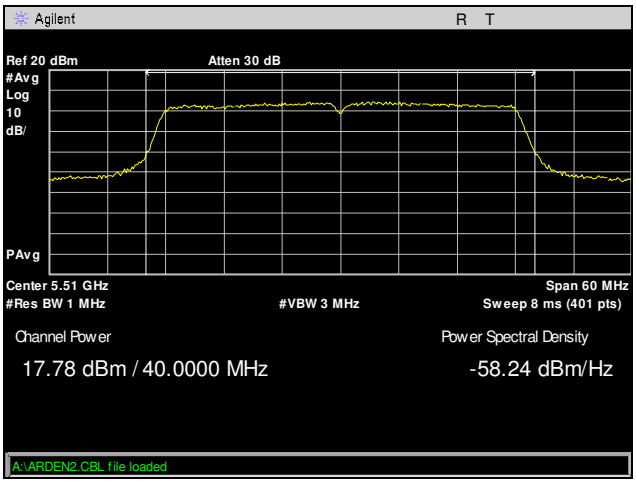


**Plot 193. Conducted Output Power, 802.11n 40 MHz, 5510 MHz, Port 3, Radio 0, 4x8**

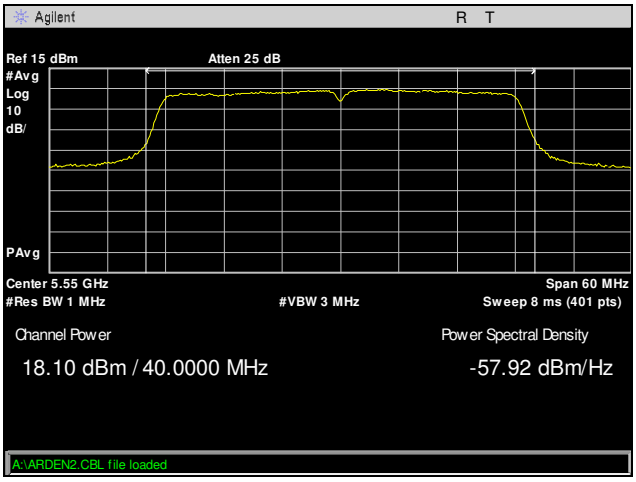


**Plot 194. Conducted Output Power, 802.11n 40 MHz, 5550 MHz, Port 3, Radio 0, 4x8**

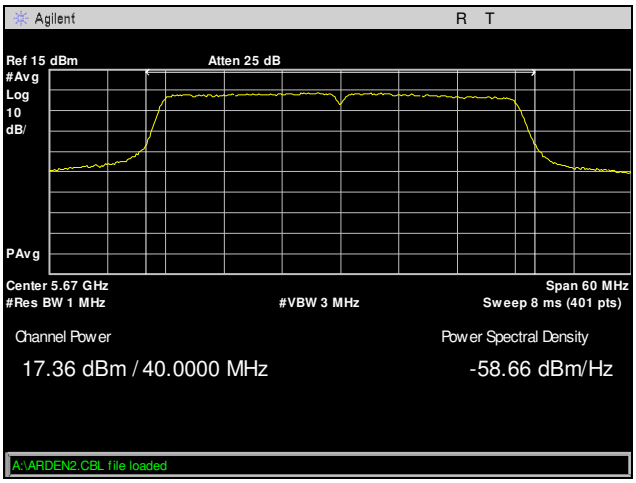


**Plot 195. Conducted Output Power, 802.11n 40 MHz, 5670 MHz, Port 3, Radio 0, 4x8**

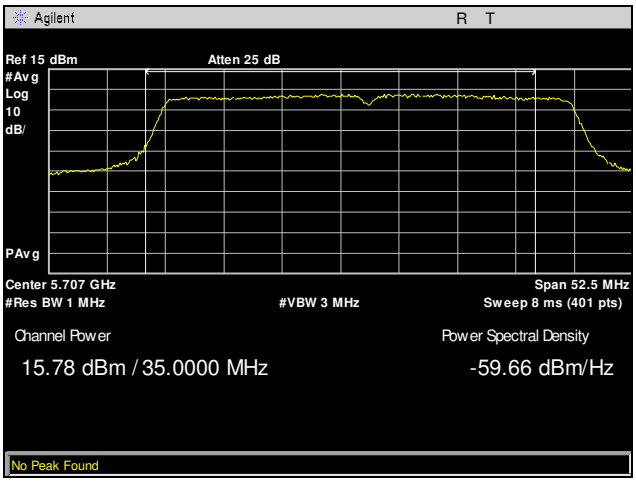


**Plot 196. Conducted Output Power, 802.11n 40 MHz, 5710 MHz, Port 3, Radio 0, 4x8**

## Conducted Output Power, 802.11n 40 MHz, Port 4, Radio 0, 4x8

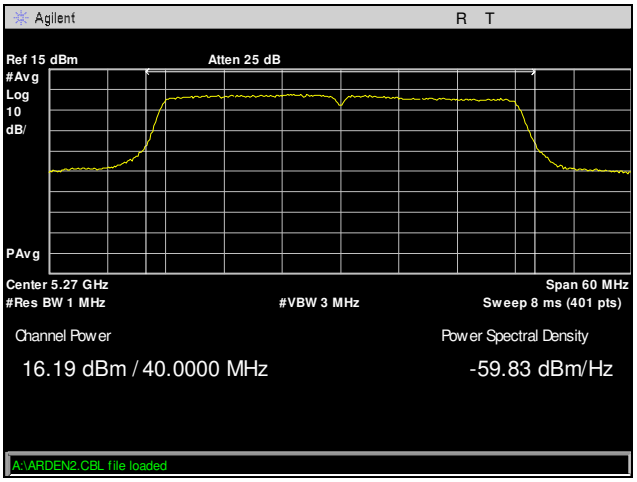


**Plot 197. Conducted Output Power, 802.11n 40 MHz, 5270 MHz, Port 4, Radio 0, 4x8**

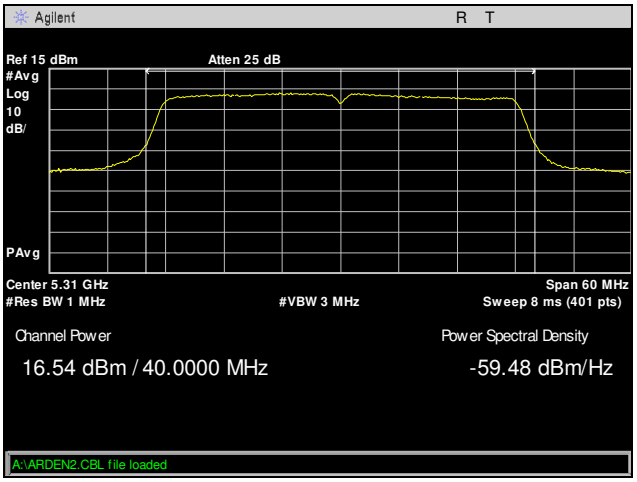


**Plot 198. Conducted Output Power, 802.11n 40 MHz, 5310 MHz, Port 4, Radio 0, 4x8**

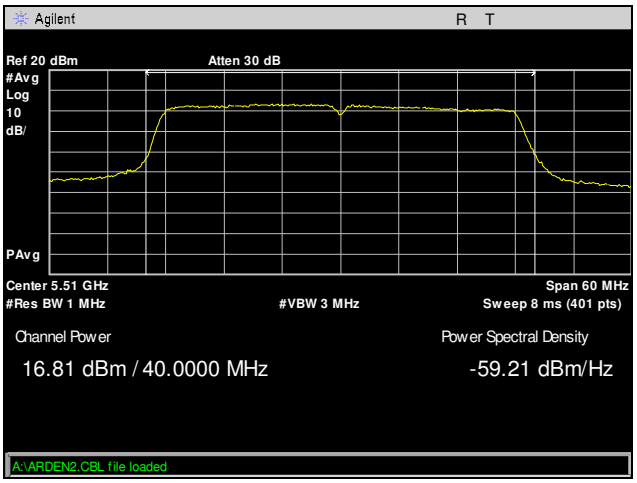


**Plot 199. Conducted Output Power, 802.11n 40 MHz, 5510 MHz, Port 4, Radio 0, 4x8**

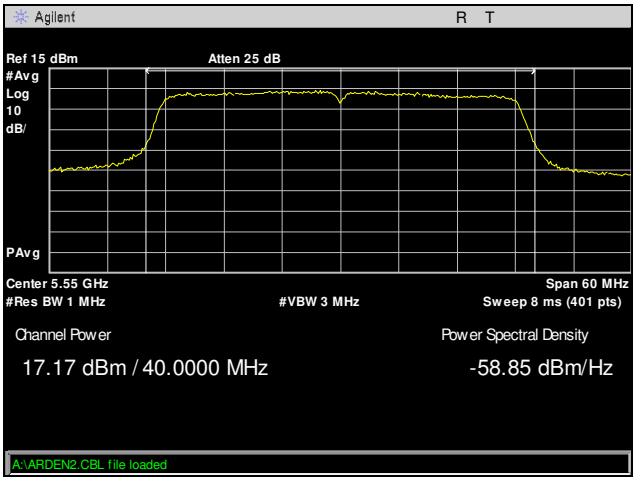


**Plot 200. Conducted Output Power, 802.11n 40 MHz, 5550 MHz, Port 4, Radio 0, 4x8**

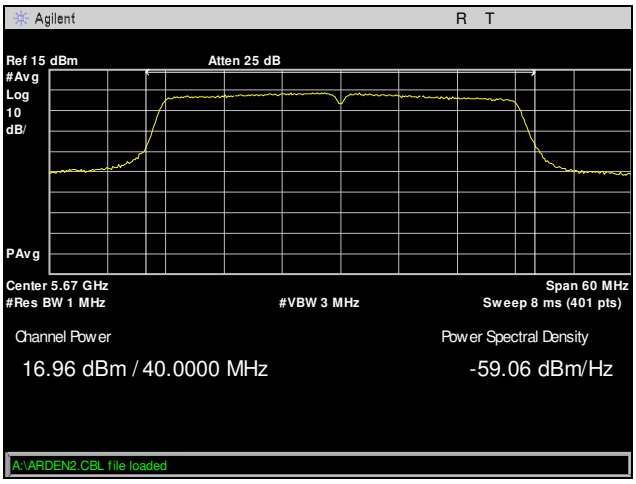


**Plot 201. Conducted Output Power, 802.11n 40 MHz, 5670 MHz, Port 4, Radio 0, 4x8**

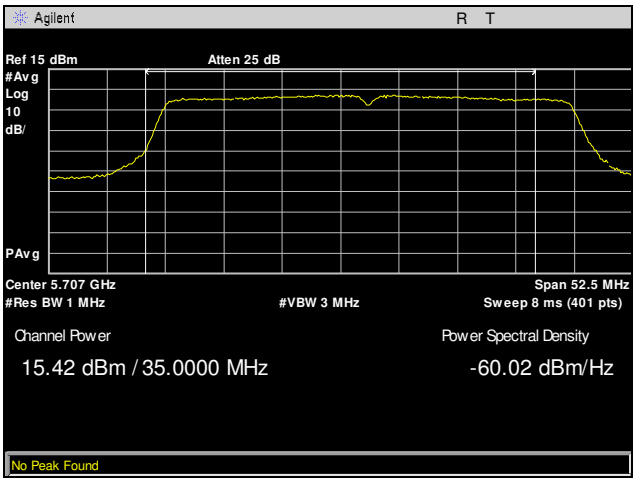


**Plot 202. Conducted Output Power, 802.11n 40 MHz, 5710 MHz, Port 4, Radio 0, 4x8**

 © 2017, MET Laboratories, Inc. 

## Conducted Output Power, 802.11a, Port 1, Radio 0, 8x8

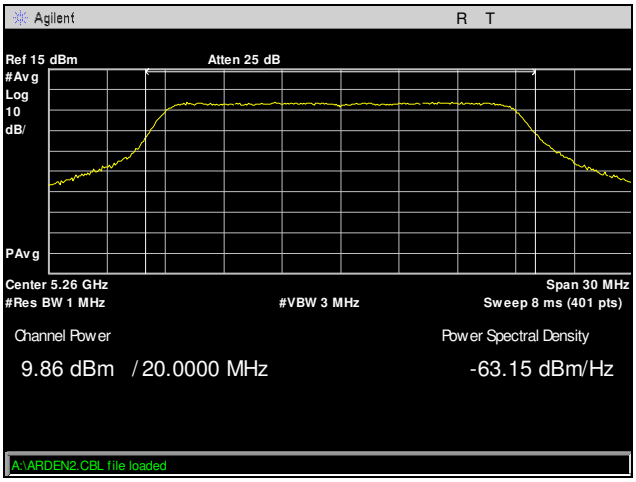


**Plot 203. Conducted Output Power, 802.11a, 5260 MHz, Port 1, Radio 0, 8x8**

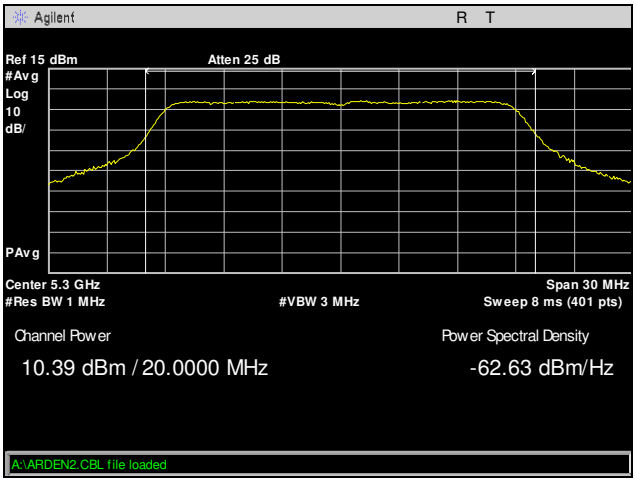


**Plot 204. Conducted Output Power, 802.11a, 5300 MHz, Port 1, Radio 0, 8x8**

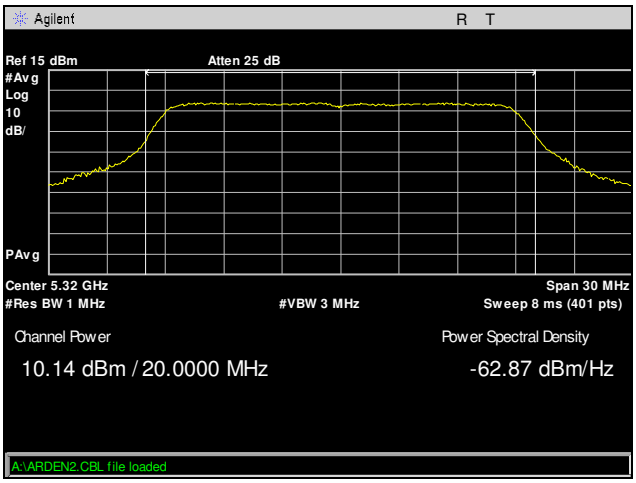


**Plot 205. Conducted Output Power, 802.11a, 5320 MHz, Port 1, Radio 0, 8x8**

 © 2017, MET Laboratories, Inc. 

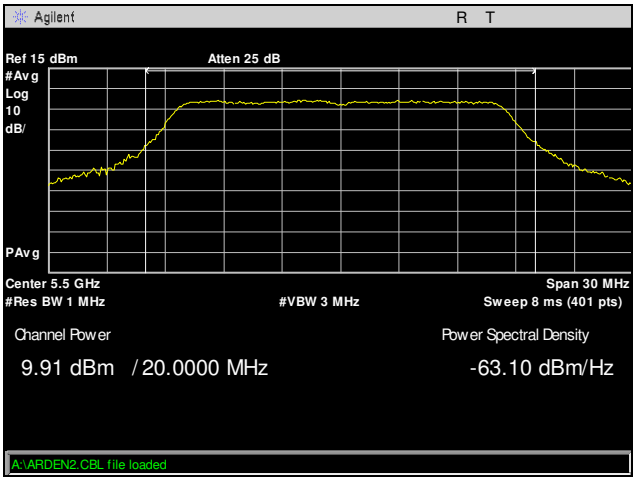


**Plot 206. Conducted Output Power, 802.11a, 5500 MHz, Port 1, Radio 0, 8x8**

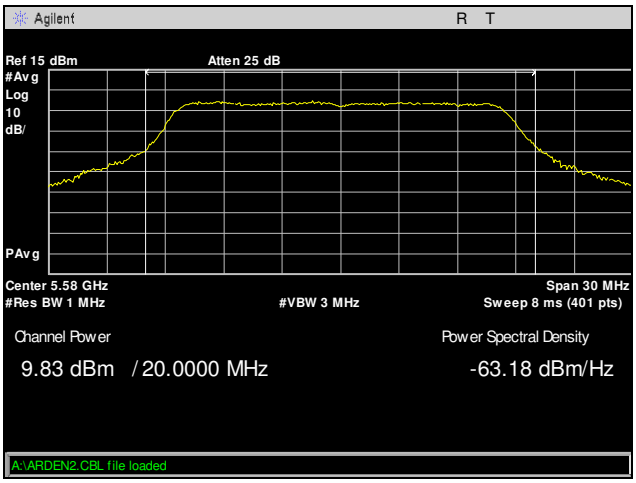


**Plot 207. Conducted Output Power, 802.11a, 5580 MHz, Port 1, Radio 0, 8x8**

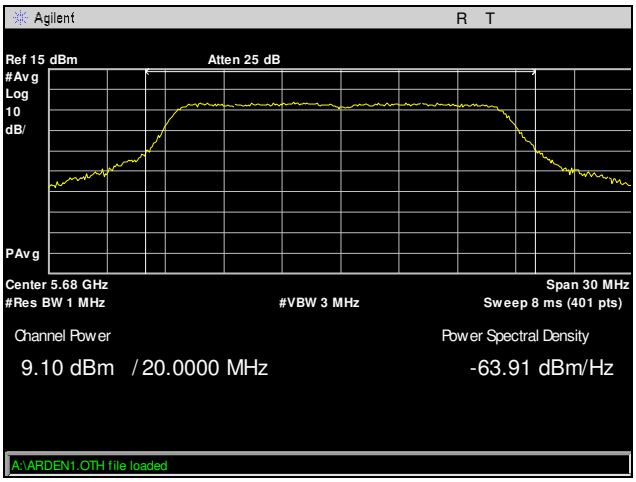


**Plot 208. Conducted Output Power, 802.11a, 5680 MHz, Port 1, Radio 0, 8x8**

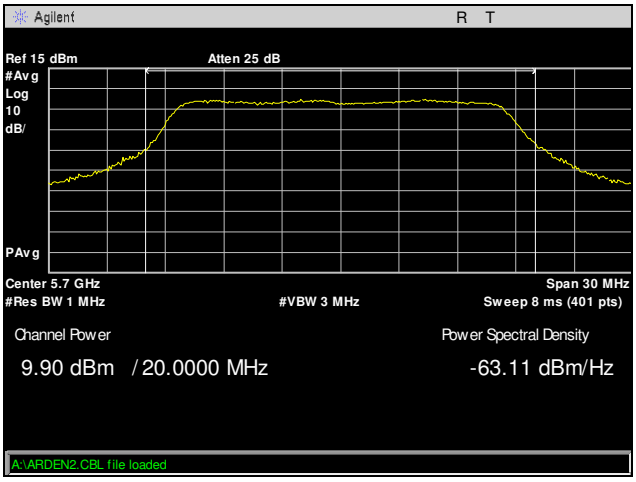


**Plot 209. Conducted Output Power, 802.11a, 5700 MHz, Port 1, Radio 0, 8x8**

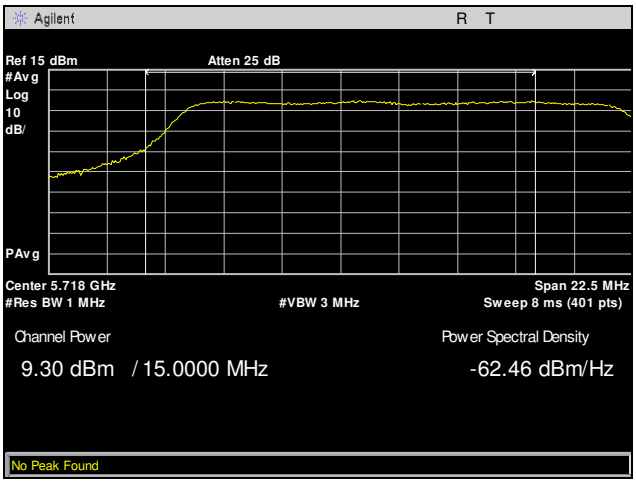


**Plot 210. Conducted Output Power, 802.11a, 5720 MHz, Port 1, Radio 0, 8x8**

## Conducted Output Power, 802.11a, Port 2, Radio 0, 8x8

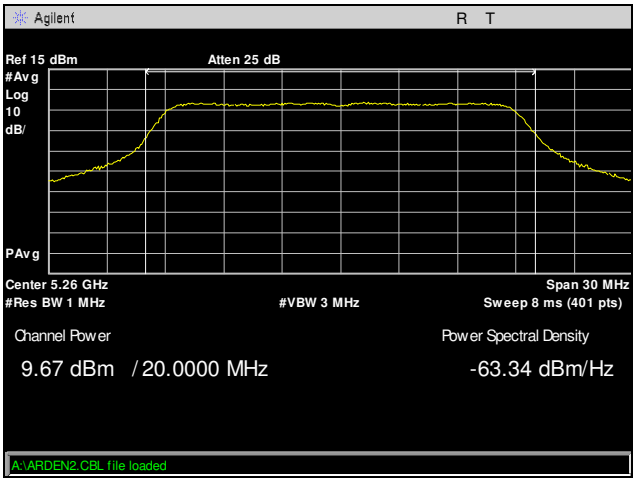


**Plot 211. Conducted Output Power, 802.11a, 5260 MHz, Port 2, Radio 0, 8x8**

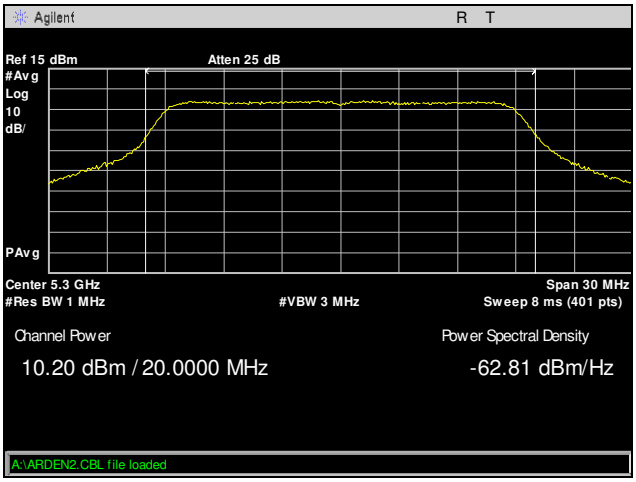


**Plot 212. Conducted Output Power, 802.11a, 5300 MHz, Port 2, Radio 0, 8x8**

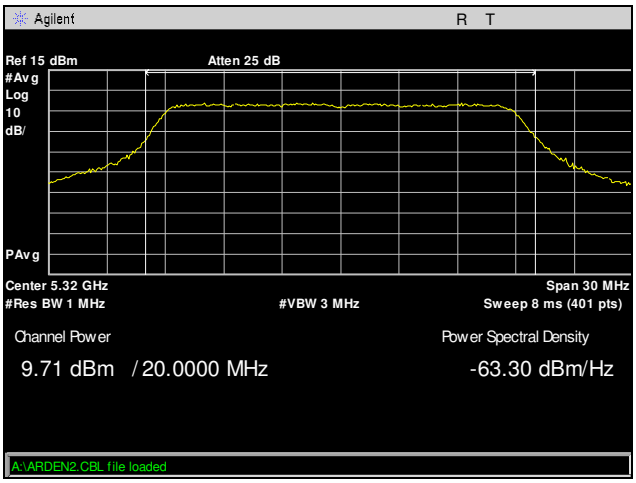


**Plot 213. Conducted Output Power, 802.11a, 5320 MHz, Port 2, Radio 0, 8x8**

 © 2017, MET Laboratories, Inc. 

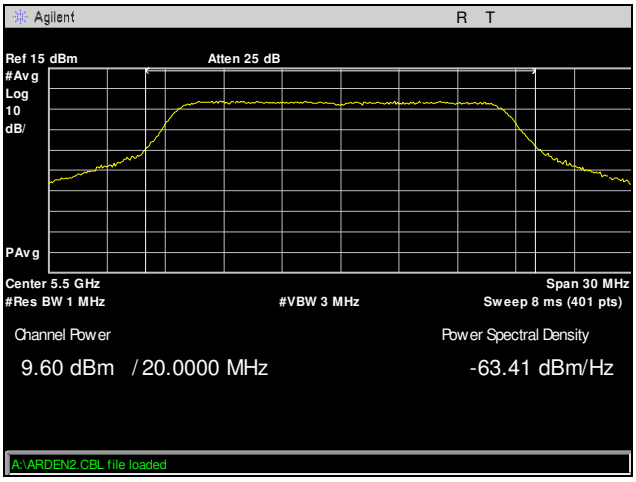


**Plot 214. Conducted Output Power, 802.11a, 5500 MHz, Port 2, Radio 0, 8x8**

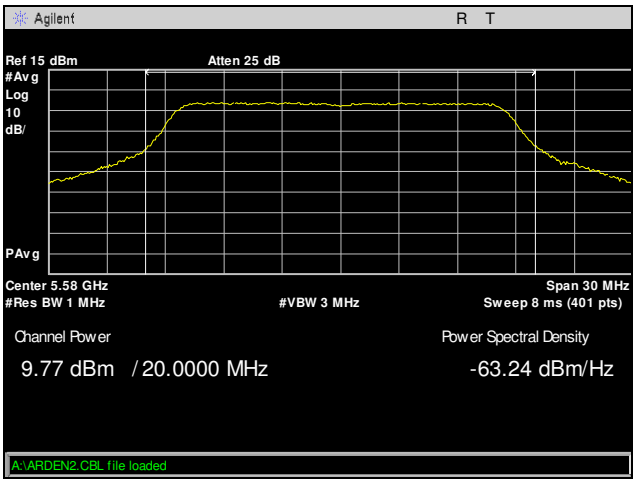


**Plot 215. Conducted Output Power, 802.11a, 5580 MHz, Port 2, Radio 0, 8x8**

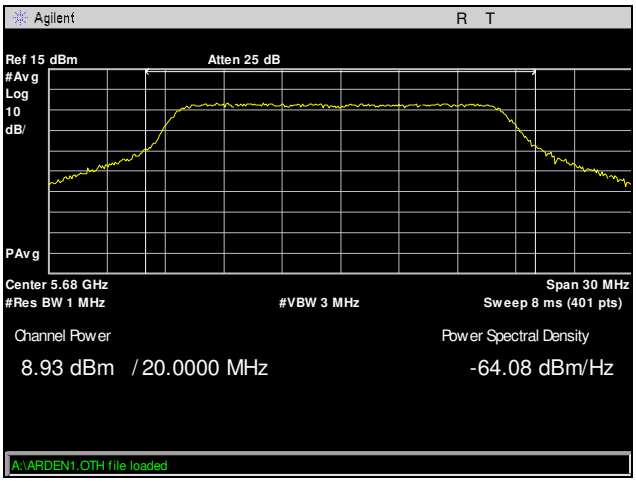


**Plot 216. Conducted Output Power, 802.11a, 5680 MHz, Port 2, Radio 0, 8x8**

 © 2017, MET Laboratories, Inc. 

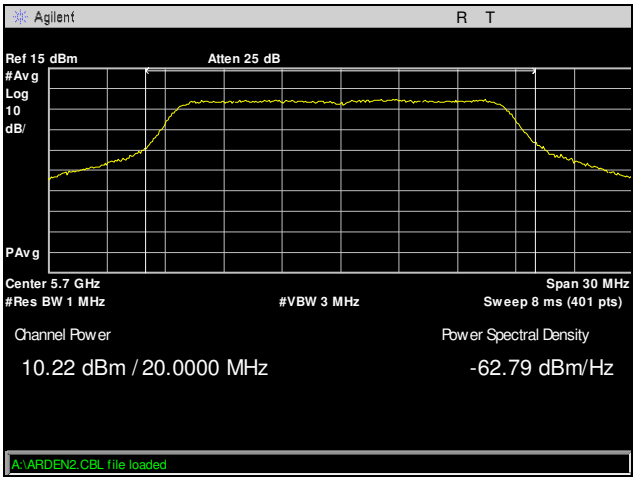


**Plot 217. Conducted Output Power, 802.11a, 5700 MHz, Port 2, Radio 0, 8x8**

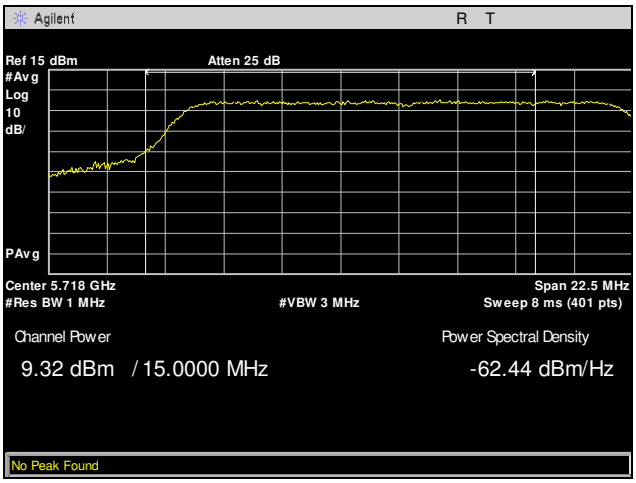


**Plot 218. Conducted Output Power, 802.11a, 5720 MHz, Port 2, Radio 0, 8x8**

## Conducted Output Power, 802.11a, Port 3, Radio 0, 8x8

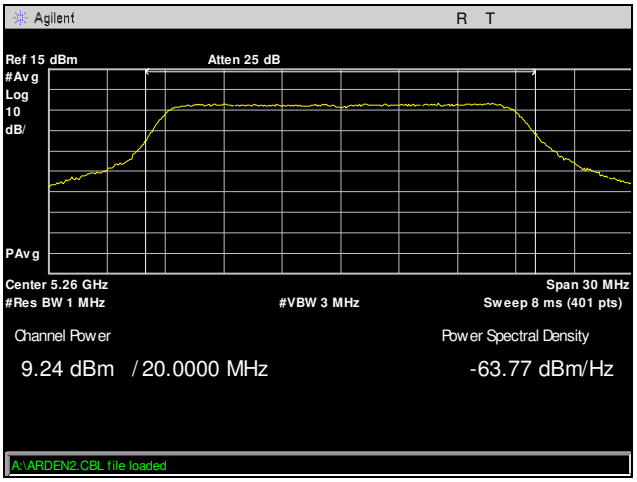


**Plot 219. Conducted Output Power, 802.11a, 5260 MHz, Port 3, Radio 0, 8x8**

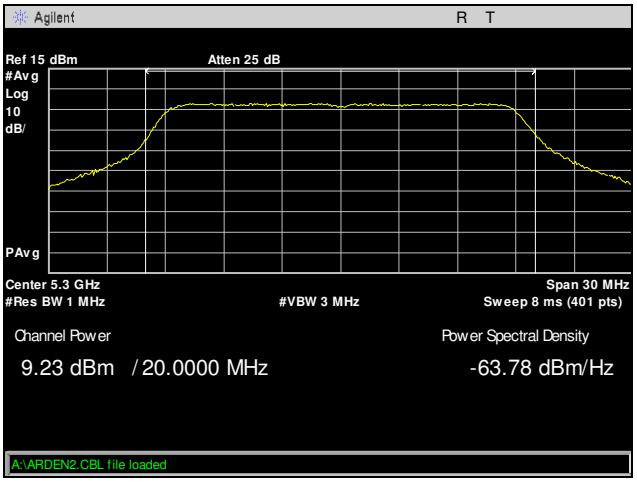


**Plot 220. Conducted Output Power, 802.11a, 5300 MHz, Port 3, Radio 0, 8x8**

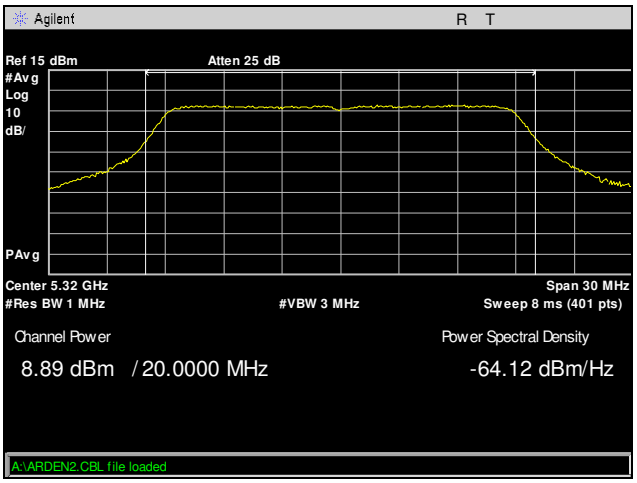


**Plot 221. Conducted Output Power, 802.11a, 5320 MHz, Port 3, Radio 0, 8x8**

 © 2017, MET Laboratories, Inc. 

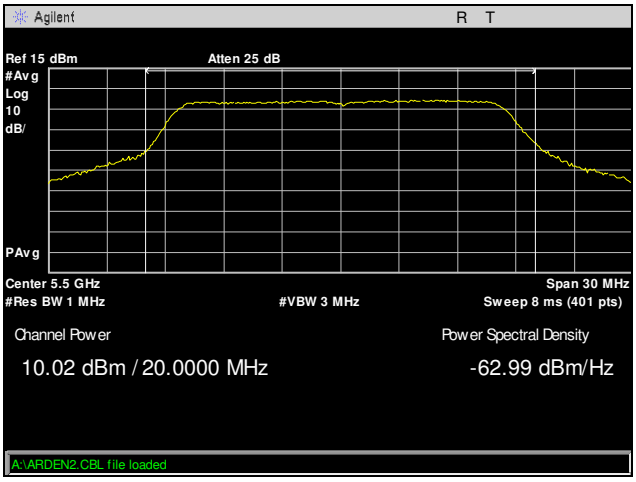


**Plot 222. Conducted Output Power, 802.11a, 5500 MHz, Port 3, Radio 0, 8x8**

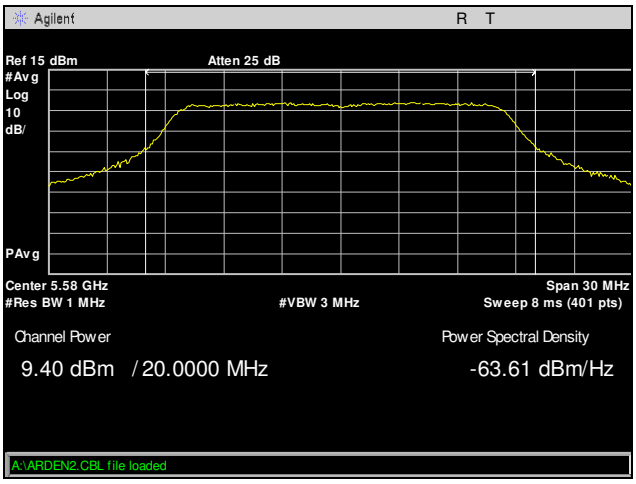


**Plot 223. Conducted Output Power, 802.11a, 5580 MHz, Port 3, Radio 0, 8x8**

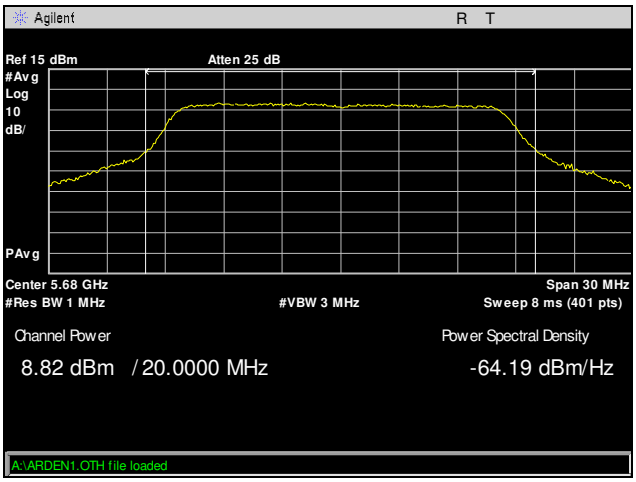


**Plot 224. Conducted Output Power, 802.11a, 5680 MHz, Port 3, Radio 0, 8x8**

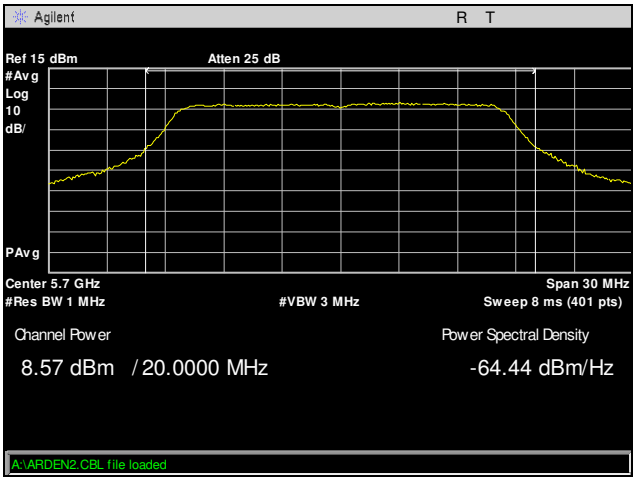


**Plot 225. Conducted Output Power, 802.11a, 5700 MHz, Port 3, Radio 0, 8x8**

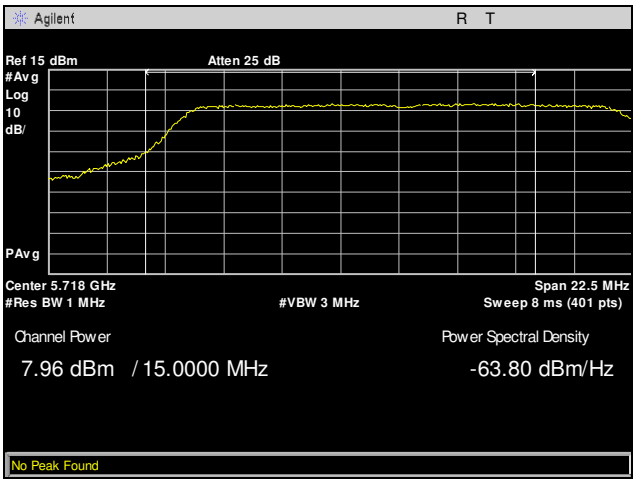


**Plot 226. Conducted Output Power, 802.11a, 5720 MHz, Port 3, Radio 0, 8x8**

## Conducted Output Power, 802.11a, Port 4, Radio 0, 8x8

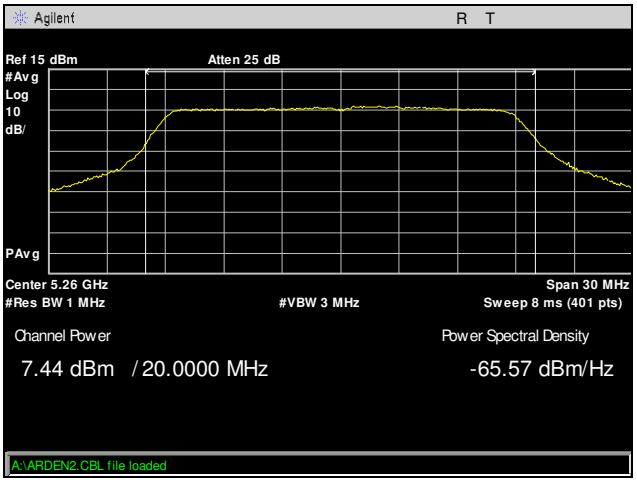


**Plot 227. Conducted Output Power, 802.11a, 5260 MHz, Port 4, Radio 0, 8x8**

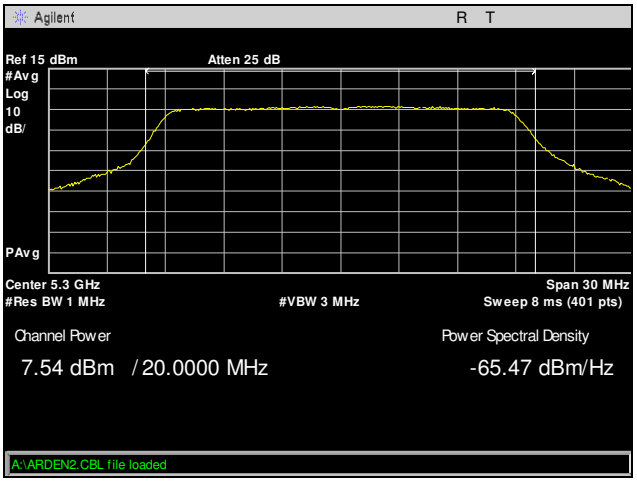


**Plot 228. Conducted Output Power, 802.11a, 5300 MHz, Port 4, Radio 0, 8x8**

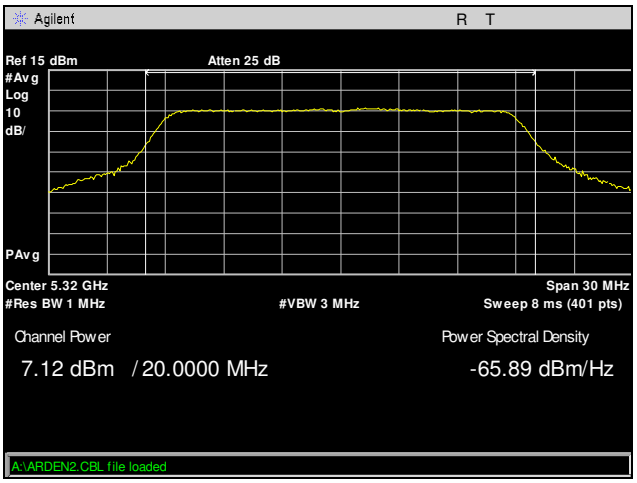


**Plot 229. Conducted Output Power, 802.11a, 5320 MHz, Port 4, Radio 0, 8x8**

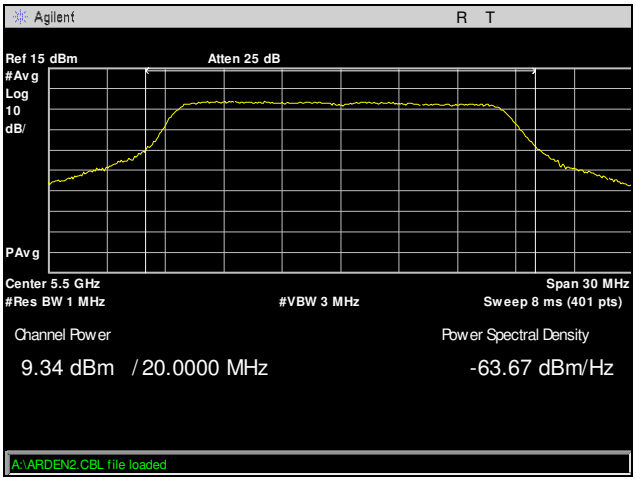


**Plot 230. Conducted Output Power, 802.11a, 5500 MHz, Port 4, Radio 0, 8x8**

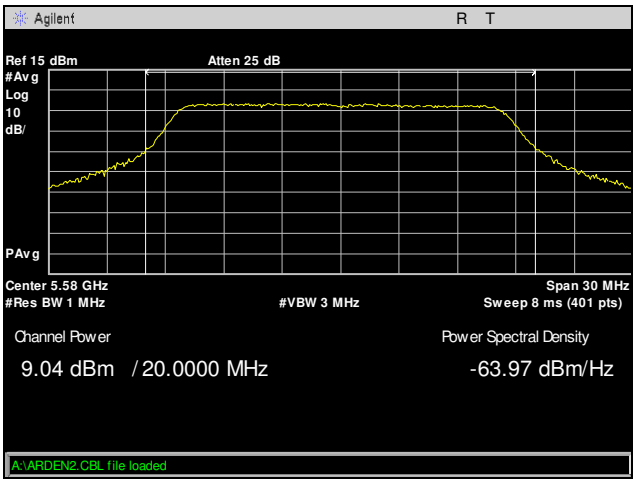


**Plot 231. Conducted Output Power, 802.11a, 5580 MHz, Port 4, Radio 0, 8x8**

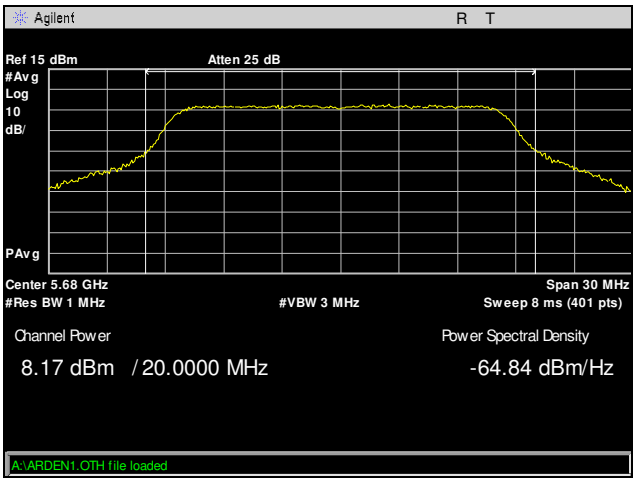


**Plot 232. Conducted Output Power, 802.11a, 5680 MHz, Port 4, Radio 0, 8x8**

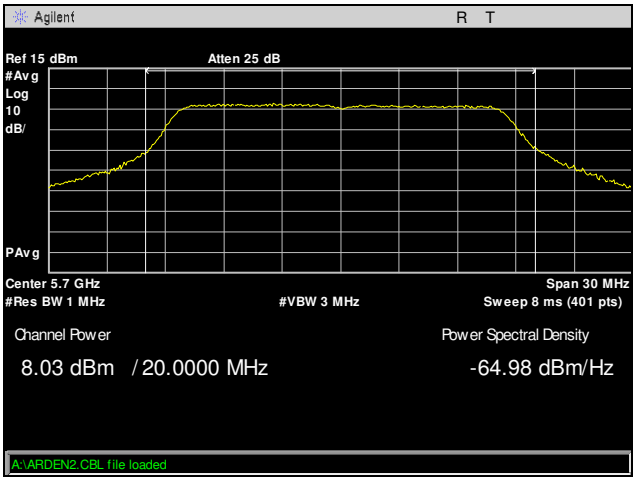


**Plot 233. Conducted Output Power, 802.11a, 5700 MHz, Port 4, Radio 0, 8x8**

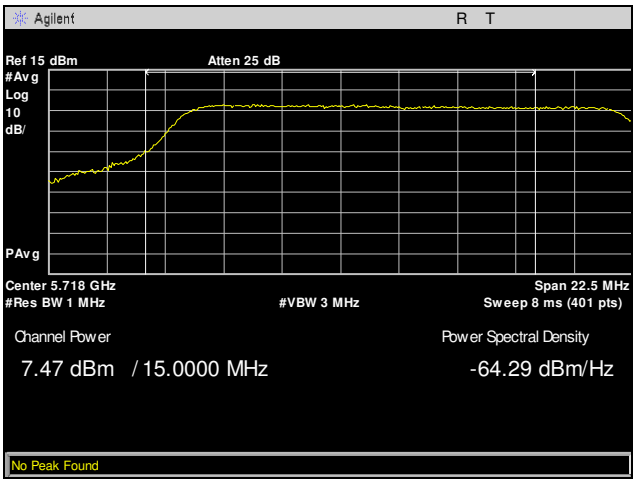


**Plot 234. Conducted Output Power, 802.11a, 5720 MHz, Port 4, Radio 0, 8x8**

## Conducted Output Power, 802.11a, Port 5, Radio 1, 8x8

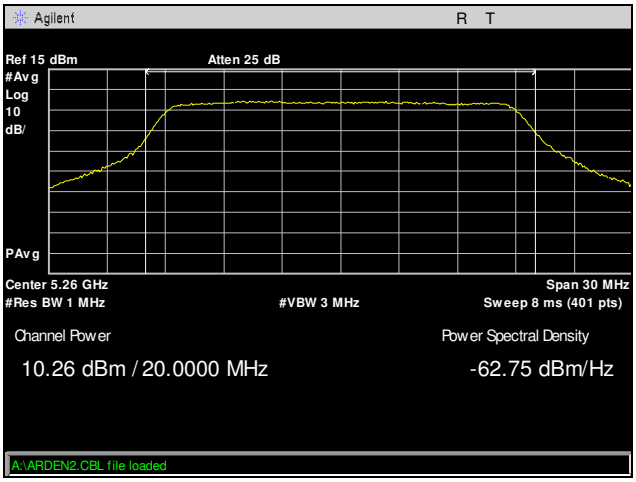


**Plot 235. Conducted Output Power, 802.11a, 5260 MHz, Port 5, Radio 1, 8x8**

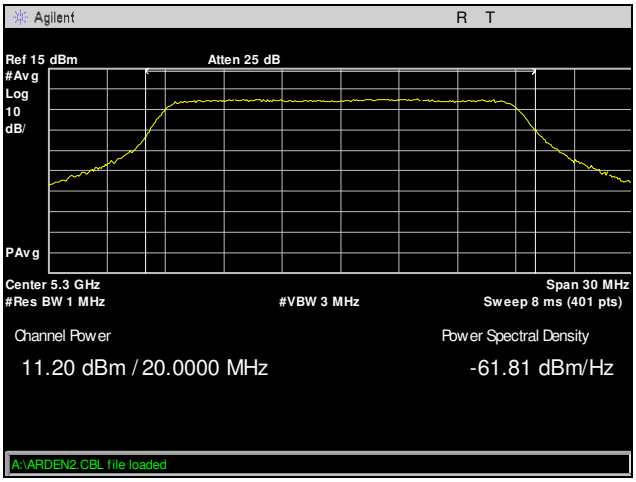


**Plot 236. Conducted Output Power, 802.11a, 5300 MHz, Port 5, Radio 1, 8x8**

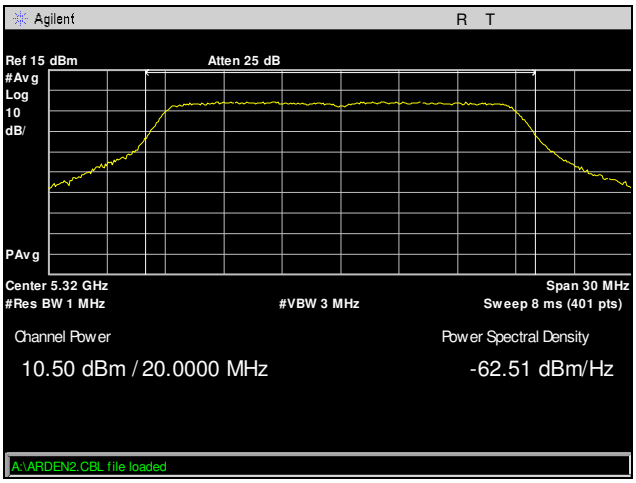


**Plot 237. Conducted Output Power, 802.11a, 5320 MHz, Port 5, Radio 1, 8x8**

 © 2017, MET Laboratories, Inc. 

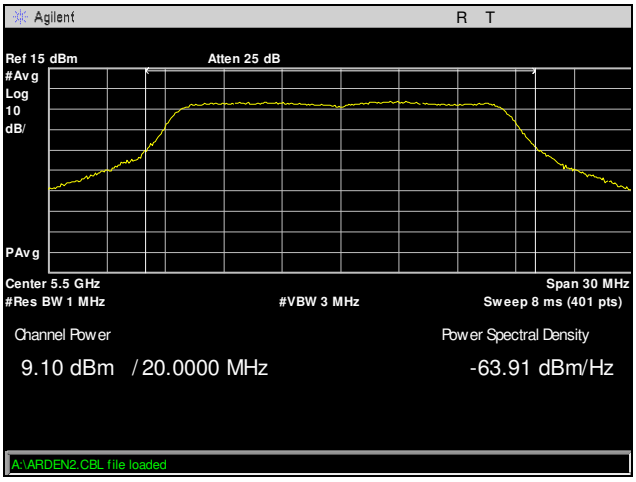


**Plot 238. Conducted Output Power, 802.11a, 5500 MHz, Port 5, Radio 1, 8x8**

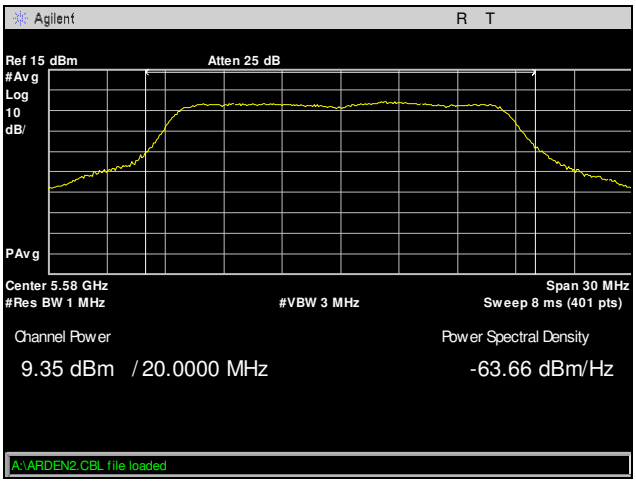


**Plot 239. Conducted Output Power, 802.11a, 5580 MHz, Port 5, Radio 1, 8x8**

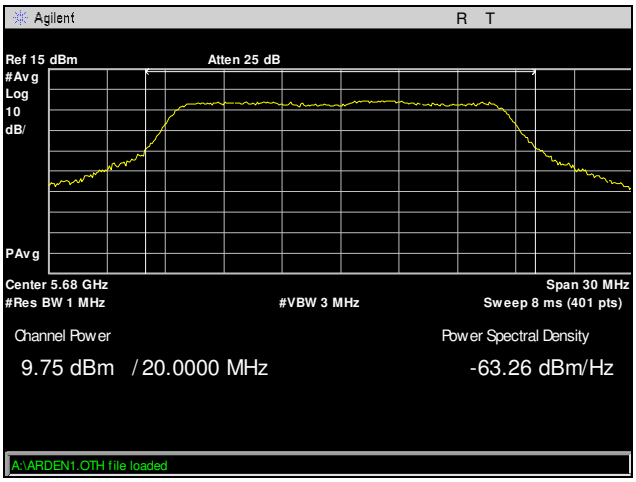


**Plot 240. Conducted Output Power, 802.11a, 5680 MHz, Port 5, Radio 1, 8x8**

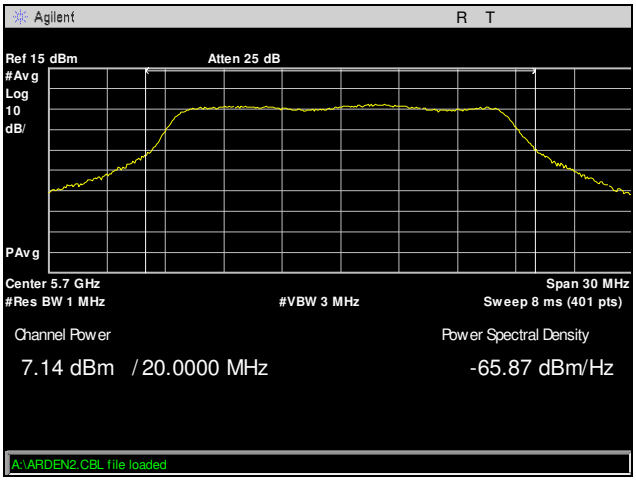


**Plot 241. Conducted Output Power, 802.11a, 5700 MHz, Port 5, Radio 1, 8x8**

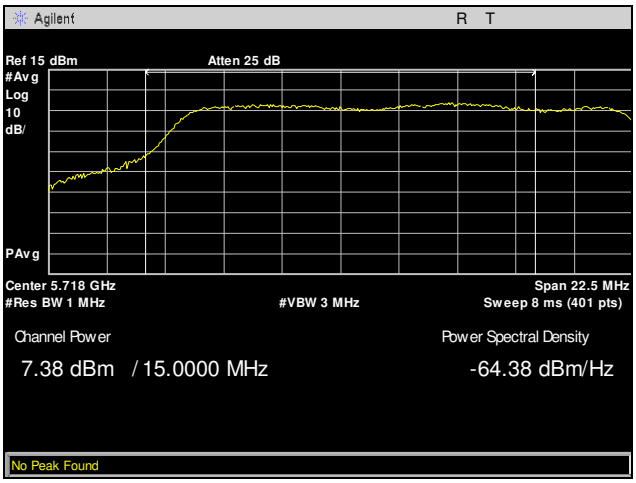


**Plot 242. Conducted Output Power, 802.11a, 5720 MHz, Port 5, Radio 1, 8x8**

## Conducted Output Power, 802.11a, Port 6, Radio 1, 8x8

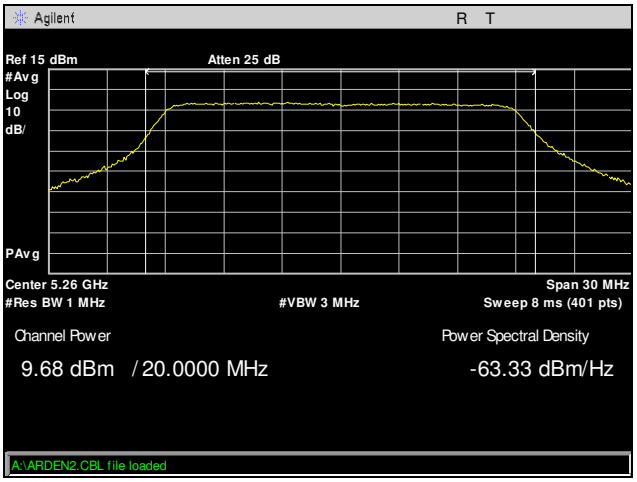


**Plot 243. Conducted Output Power, 802.11a, 5260 MHz, Port 6, Radio 1, 8x8**

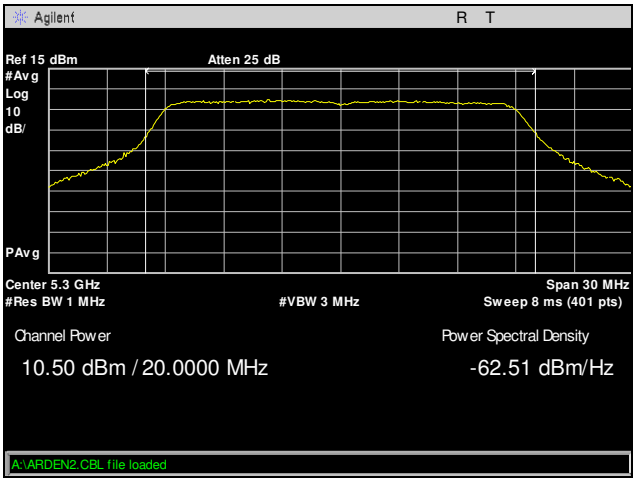


**Plot 244. Conducted Output Power, 802.11a, 5300 MHz, Port 6, Radio 1, 8x8**

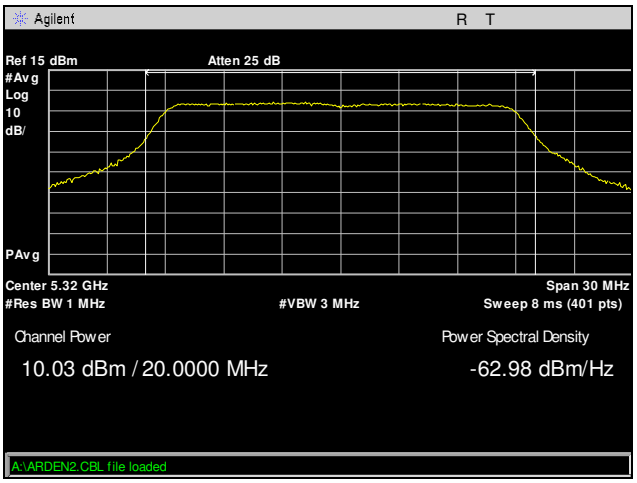


**Plot 245. Conducted Output Power, 802.11a, 5320 MHz, Port 6, Radio 1, 8x8**

 © 2017, MET Laboratories, Inc. 

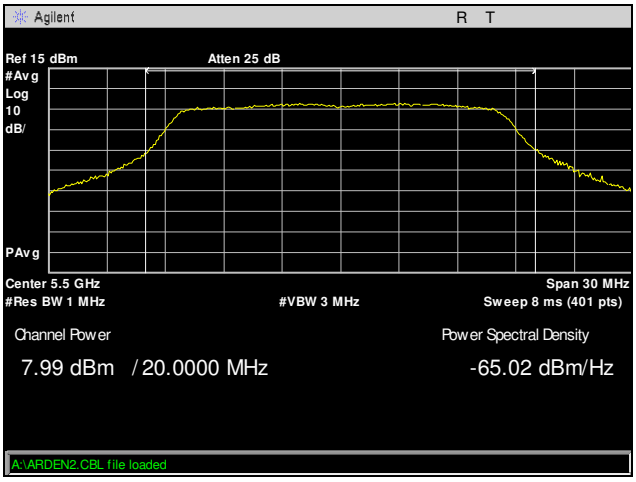


**Plot 246. Conducted Output Power, 802.11a, 5500 MHz, Port 6, Radio 1, 8x8**

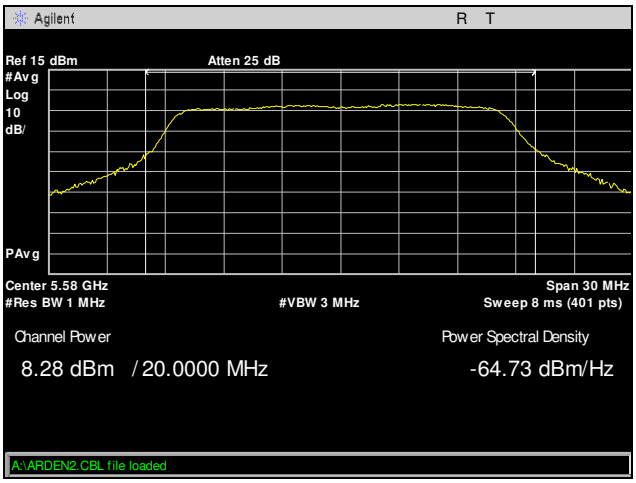


**Plot 247. Conducted Output Power, 802.11a, 5580 MHz, Port 6, Radio 1, 8x8**

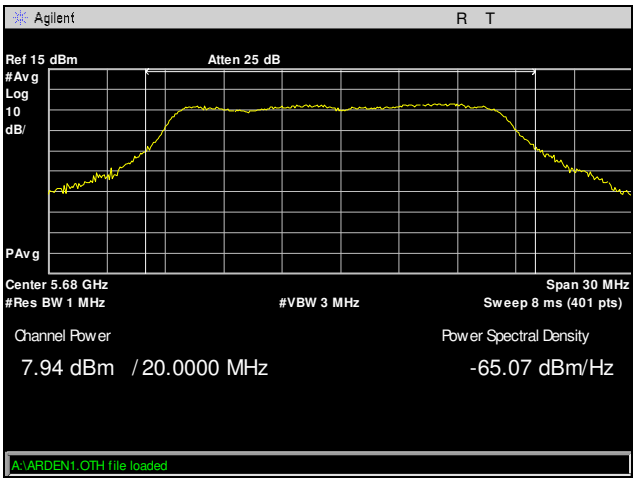


**Plot 248. Conducted Output Power, 802.11a, 5680 MHz, Port 6, Radio 1, 8x8**

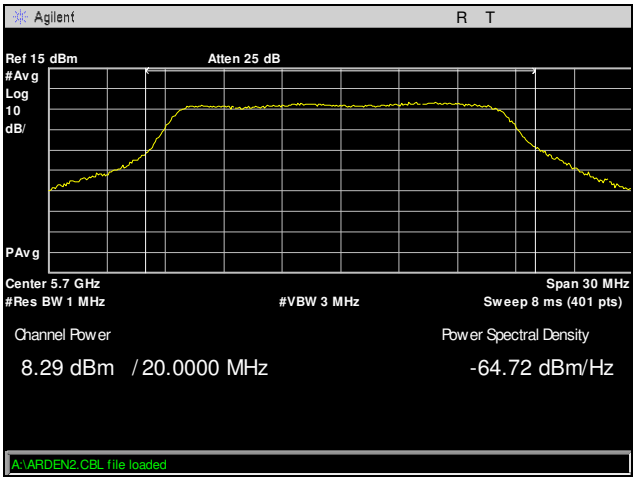


**Plot 249. Conducted Output Power, 802.11a, 5700 MHz, Port 6, Radio 1, 8x8**

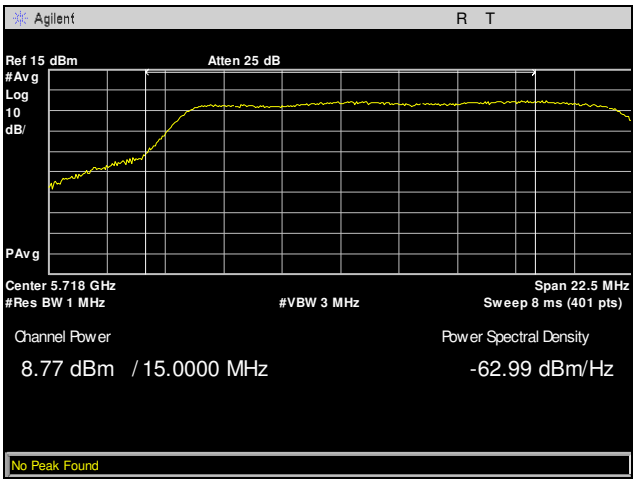


**Plot 250. Conducted Output Power, 802.11a, 5720 MHz, Port 6, Radio 1, 8x8**

## Conducted Output Power, 802.11a, Port 7, Radio 1, 8x8

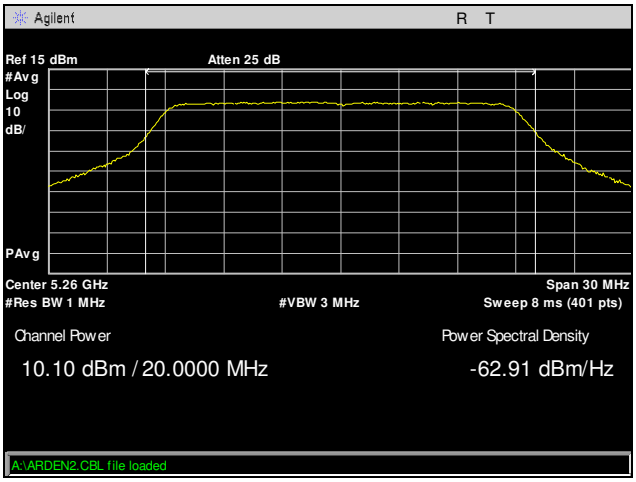


**Plot 251. Conducted Output Power, 802.11a, 5260 MHz, Port 7, Radio 1, 8x8**

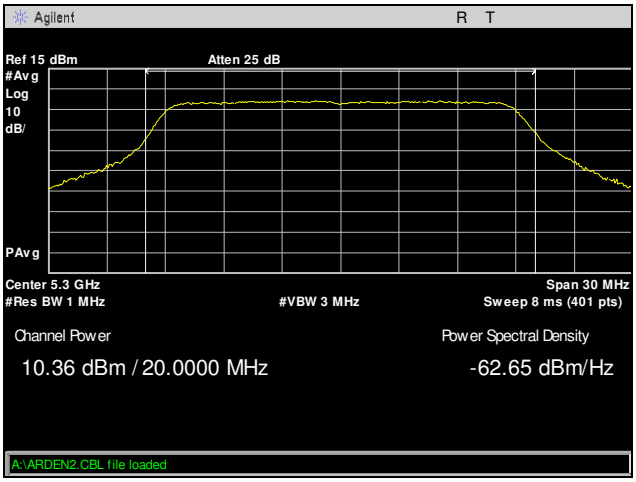


**Plot 252. Conducted Output Power, 802.11a, 5300 MHz, Port 7, Radio 1, 8x8**

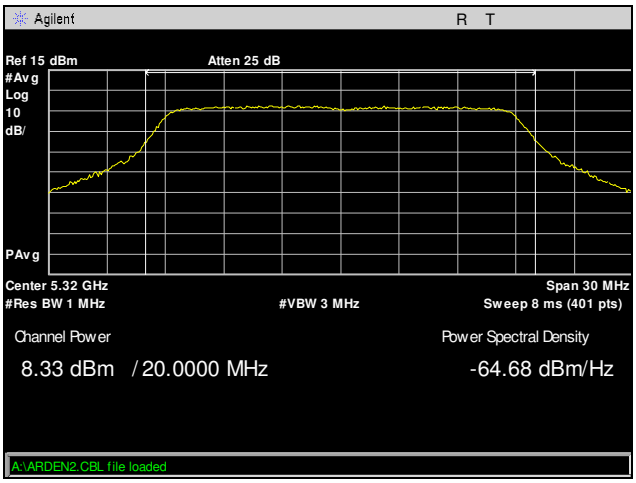


**Plot 253. Conducted Output Power, 802.11a, 5320 MHz, Port 7, Radio 1, 8x8**

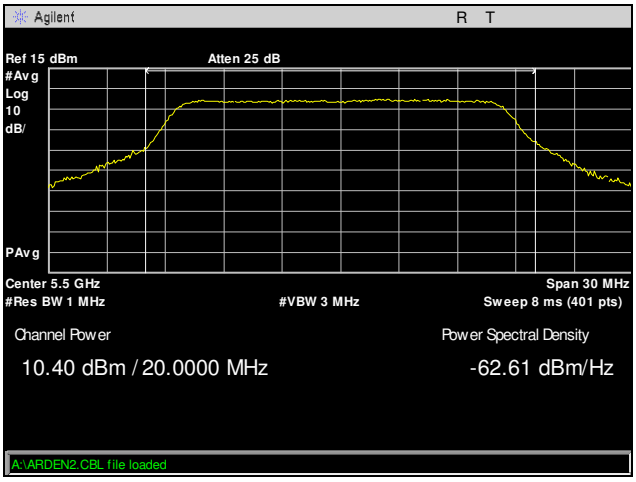


**Plot 254. Conducted Output Power, 802.11a, 5500 MHz, Port 7, Radio 1, 8x8**

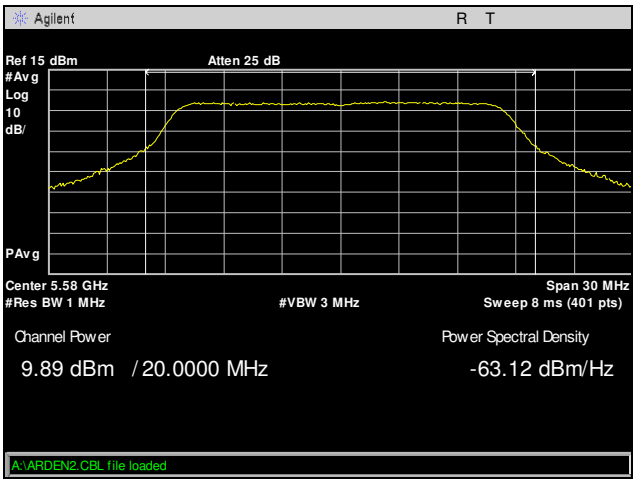


**Plot 255. Conducted Output Power, 802.11a, 5580 MHz, Port 7, Radio 1, 8x8**

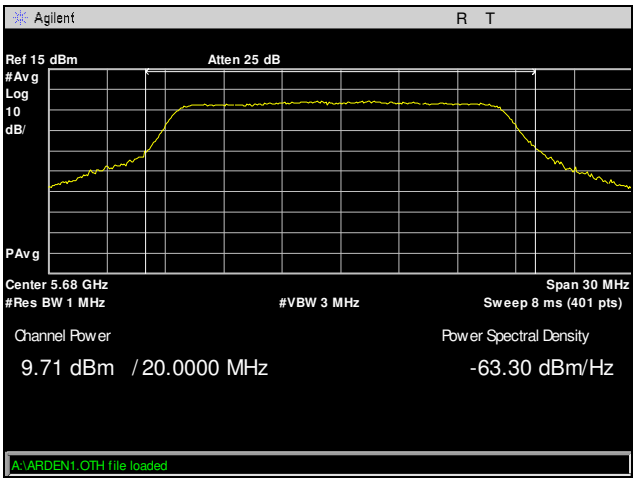


**Plot 256. Conducted Output Power, 802.11a, 5680 MHz, Port 7, Radio 1, 8x8**

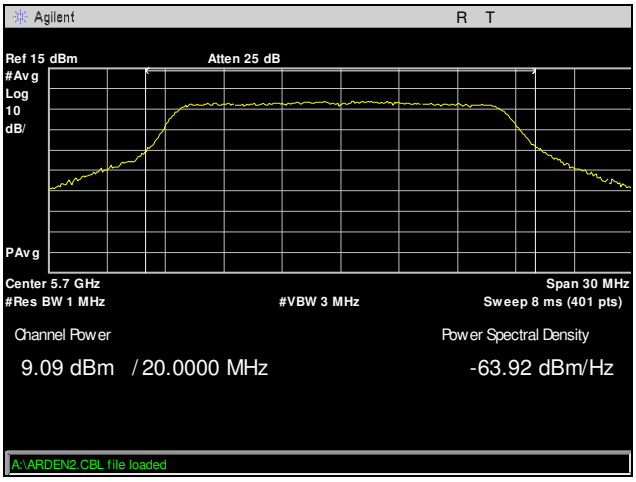


**Plot 257. Conducted Output Power, 802.11a, 5700 MHz, Port 7, Radio 1, 8x8**

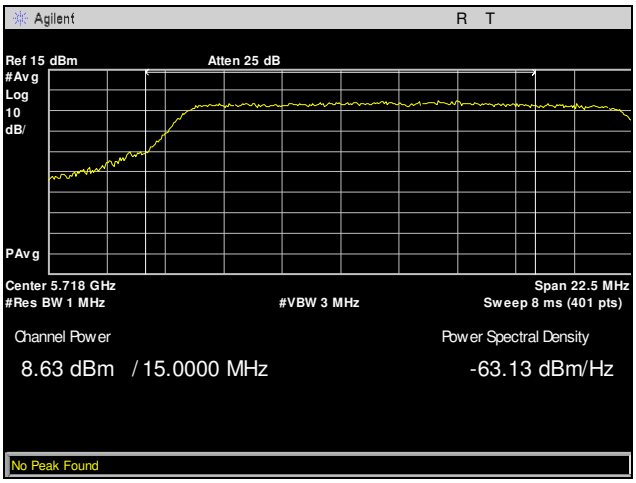


**Plot 258. Conducted Output Power, 802.11a, 5720 MHz, Port 7, Radio 1, 8x8**

## Conducted Output Power, 802.11a, Port 8, Radio 1, 8x8

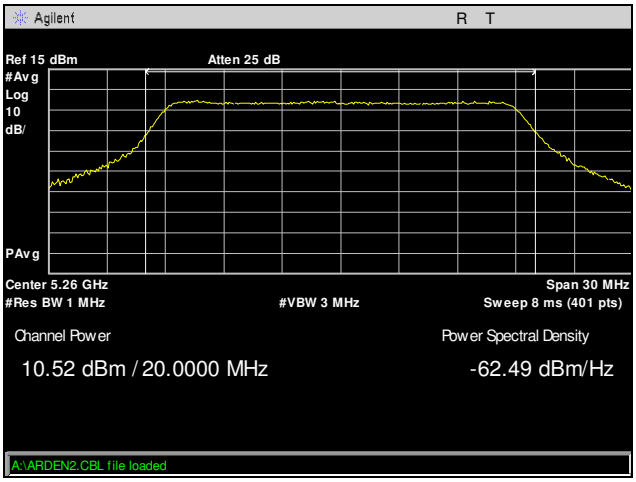


**Plot 259. Conducted Output Power, 802.11a, 5260 MHz, Port 8, Radio 1, 8x8**

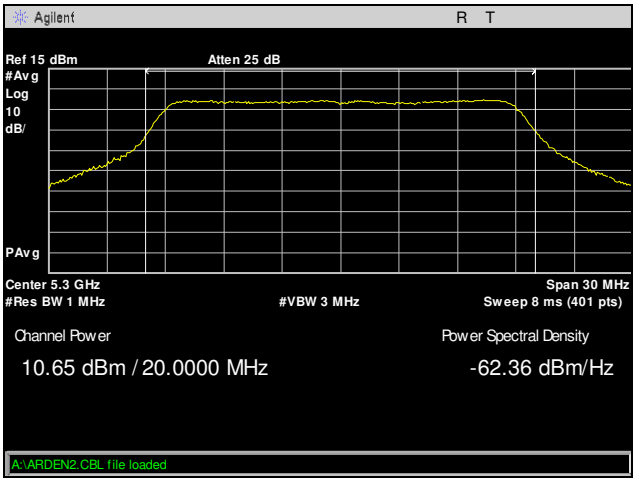


**Plot 260. Conducted Output Power, 802.11a, 5300 MHz, Port 8, Radio 1, 8x8**

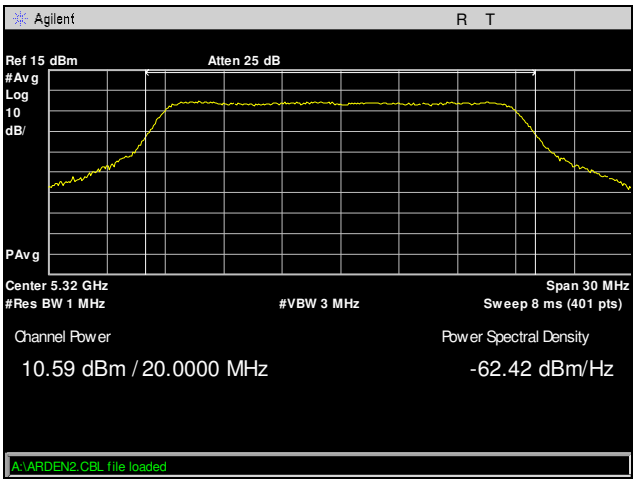


**Plot 261. Conducted Output Power, 802.11a, 5320 MHz, Port 8, Radio 1, 8x8**

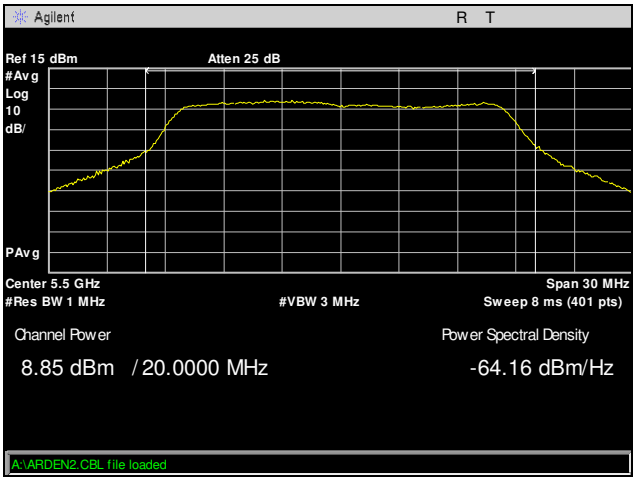


**Plot 262. Conducted Output Power, 802.11a, 5500 MHz, Port 8, Radio 1, 8x8**

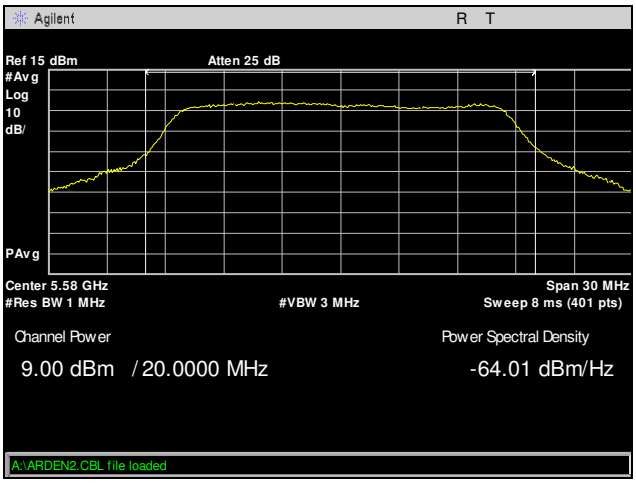


**Plot 263. Conducted Output Power, 802.11a, 5580 MHz, Port 8, Radio 1, 8x8**

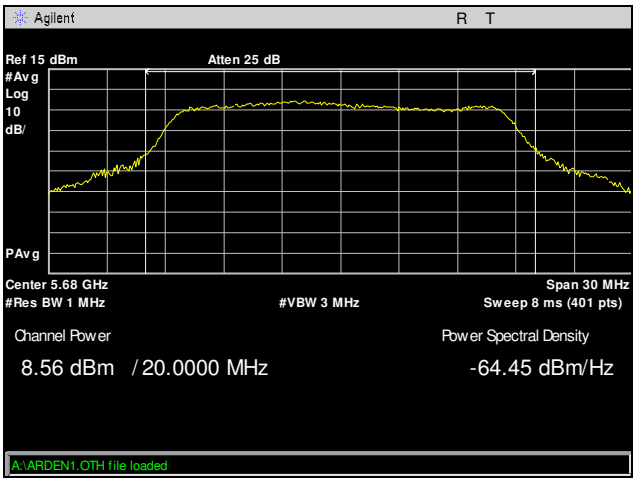


**Plot 264. Conducted Output Power, 802.11a, 5680 MHz, Port 8, Radio 1, 8x8**

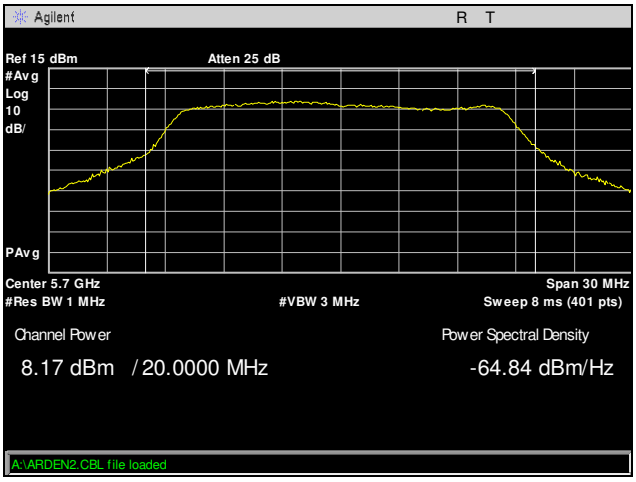


**Plot 265. Conducted Output Power, 802.11a, 5700 MHz, Port 8, Radio 1, 8x8**

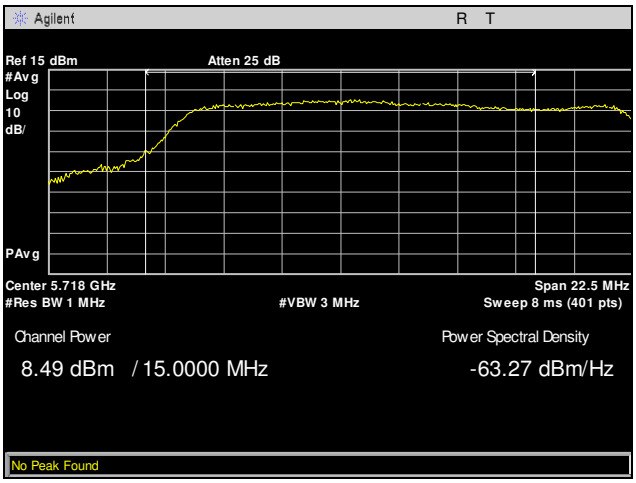


**Plot 266. Conducted Output Power, 802.11a, 5720 MHz, Port 8, Radio 1, 8x8**

## Conducted Output Power, 802.11ac 20 MHz, Port 1, Radio 0, 8x8

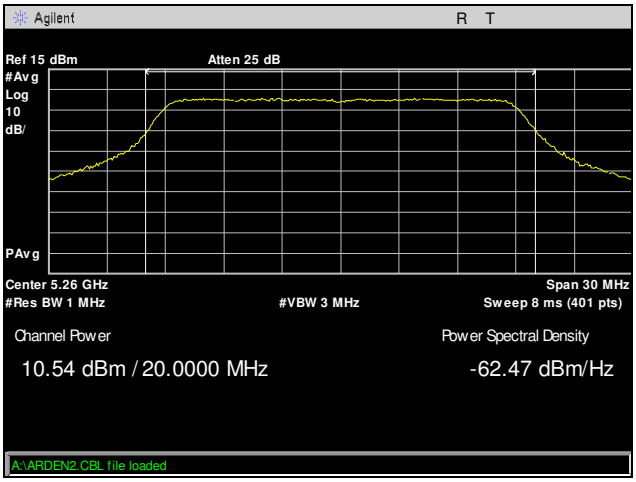


**Plot 267. Conducted Output Power, 802.11ac 20 MHz, 5260 MHz, Port 1, Radio 0, 8x8**

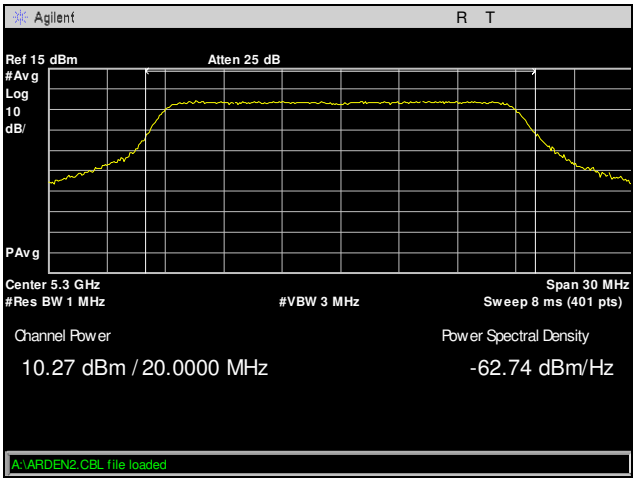


**Plot 268. Conducted Output Power, 802.11ac 20 MHz, 5300 MHz, Port 1, Radio 0, 8x8**

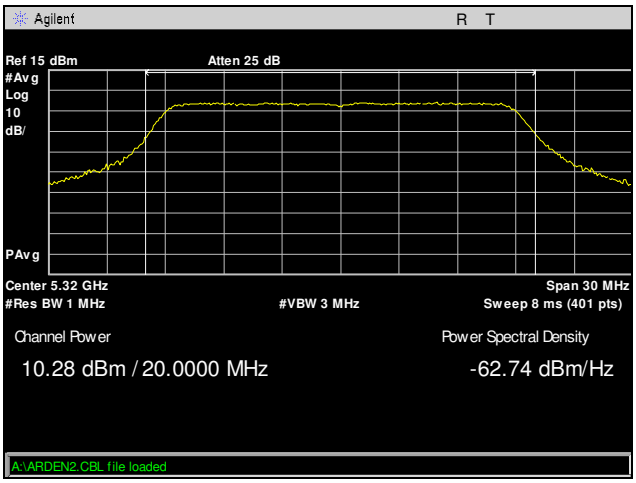


**Plot 269. Conducted Output Power, 802.11ac 20 MHz, 5320 MHz, Port 1, Radio 0, 8x8**

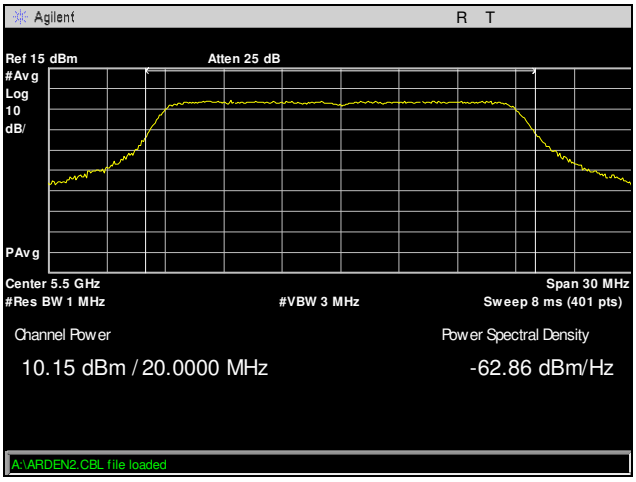


**Plot 270. Conducted Output Power, 802.11ac 20 MHz, 5500 MHz, Port 1, Radio 0, 8x8**

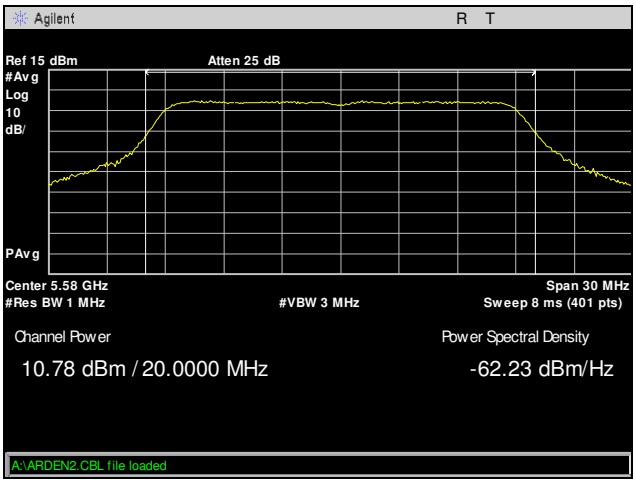


**Plot 271. Conducted Output Power, 802.11ac 20 MHz, 5580 MHz, Port 1, Radio 0, 8x8**

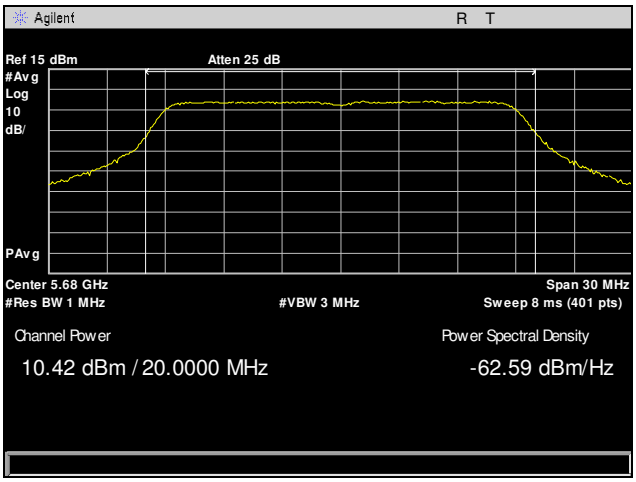


**Plot 272. Conducted Output Power, 802.11ac 20 MHz, 5680 MHz, Port 1, Radio 0, 8x8**

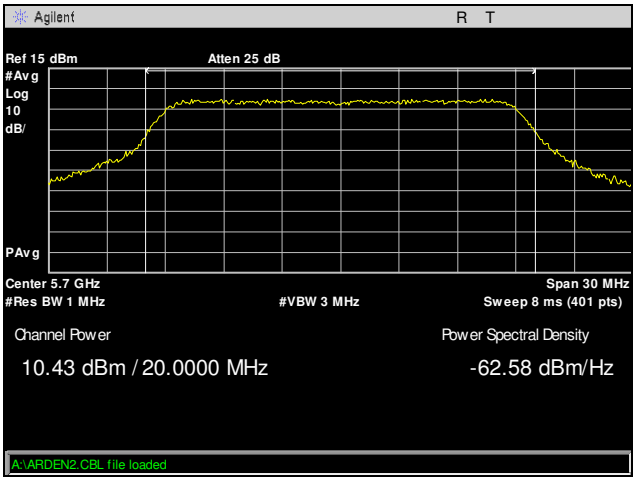


**Plot 273. Conducted Output Power, 802.11ac 20 MHz, 5700 MHz, Port 1, Radio 0, 8x8**

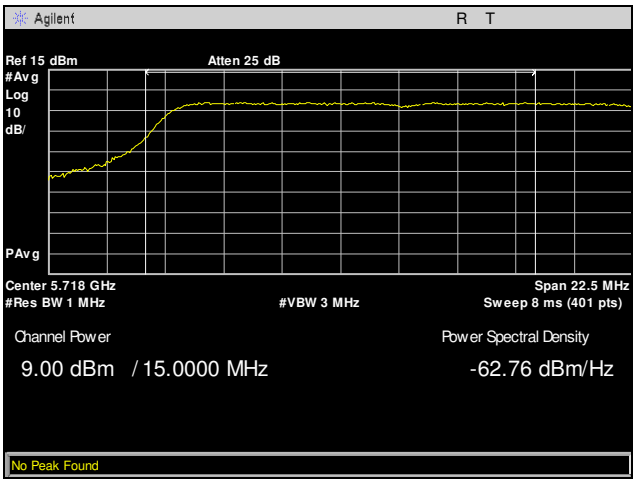


**Plot 274. Conducted Output Power, 802.11ac 20 MHz, 5720 MHz, Port 1, Radio 0, 8x8**

## Conducted Output Power, 802.11ac 20 MHz, Port 2, Radio 0, 8x8

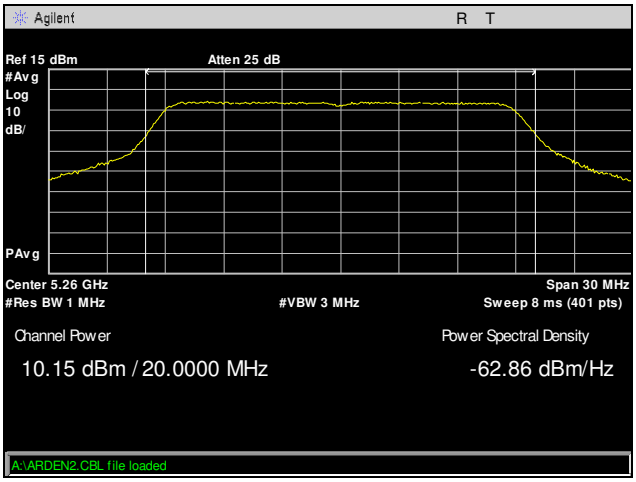


**Plot 275. Conducted Output Power, 802.11ac 20 MHz, 5260 MHz, Port 2, Radio 0, 8x8**

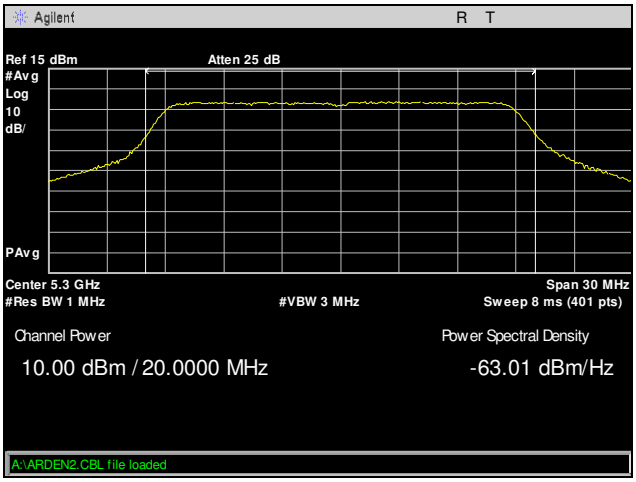


**Plot 276. Conducted Output Power, 802.11ac 20 MHz, 5300 MHz, Port 2, Radio 0, 8x8**

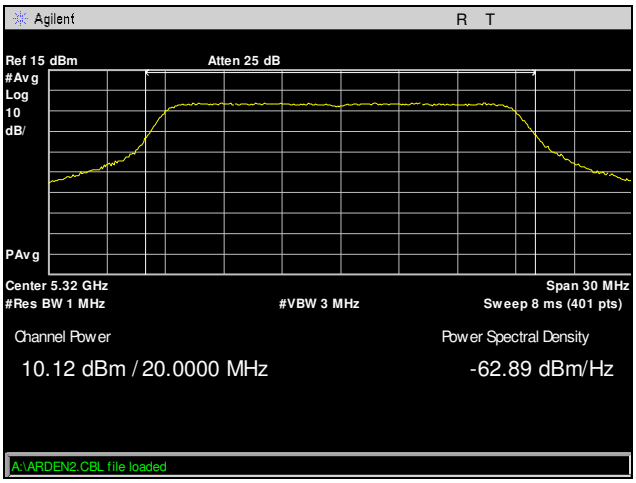


**Plot 277. Conducted Output Power, 802.11ac 20 MHz, 5320 MHz, Port 2, Radio 0, 8x8**

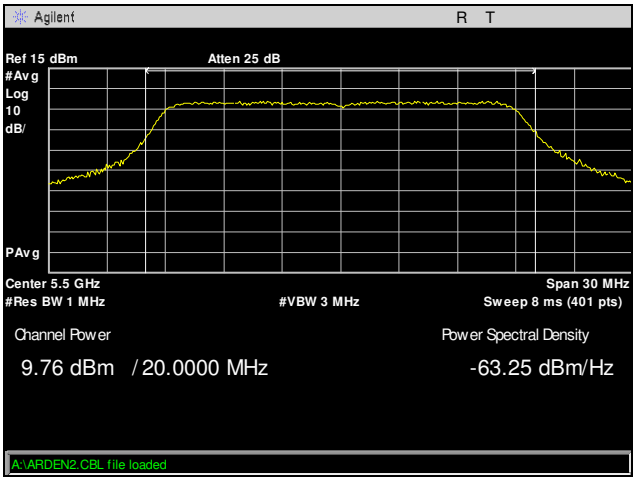


**Plot 278. Conducted Output Power, 802.11ac 20 MHz, 5500 MHz, Port 2, Radio 0, 8x8**

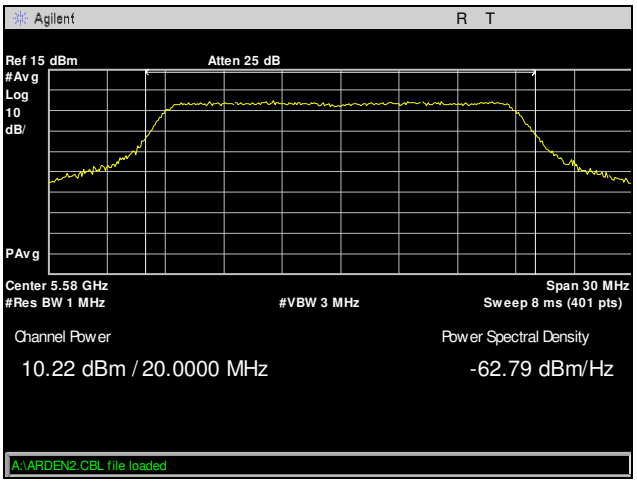


**Plot 279. Conducted Output Power, 802.11ac 20 MHz, 5580 MHz, Port 2, Radio 0, 8x8**

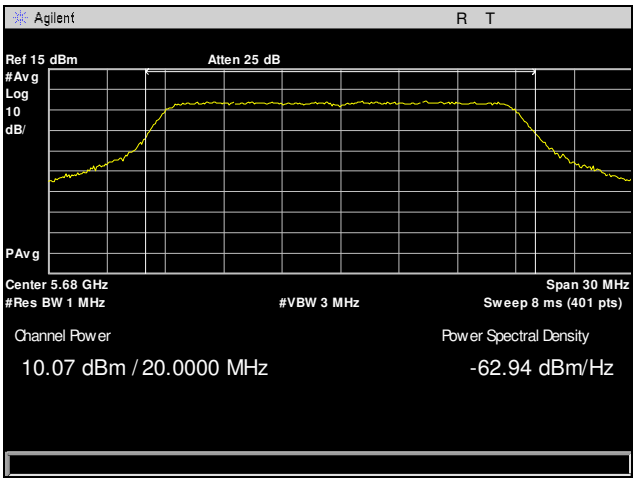


**Plot 280. Conducted Output Power, 802.11ac 20 MHz, 5680 MHz, Port 2, Radio 0, 8x8**

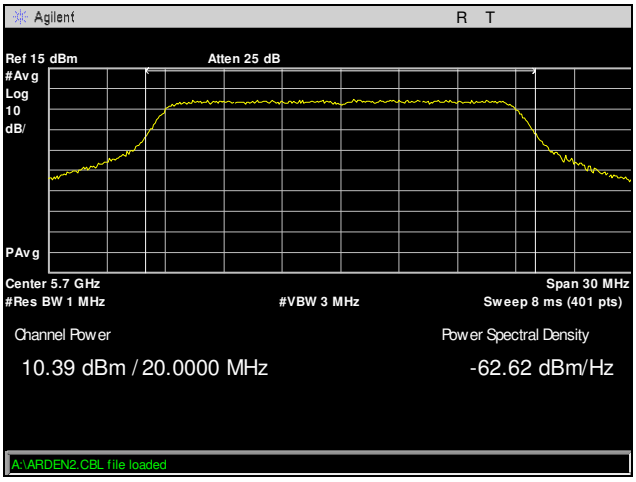


**Plot 281. Conducted Output Power, 802.11ac 20 MHz, 5700 MHz, Port 2, Radio 0, 8x8**

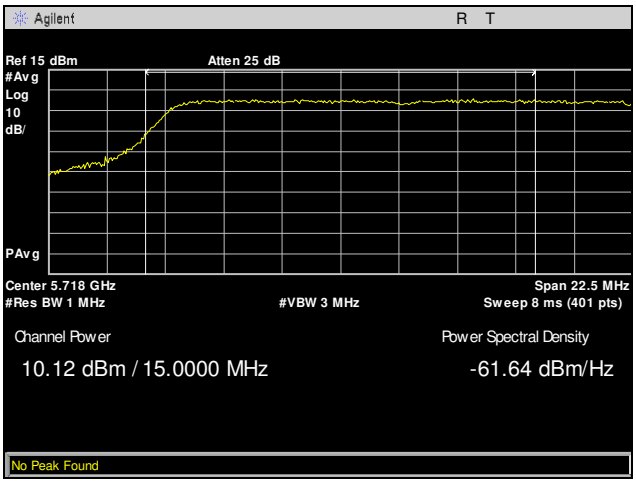


**Plot 282. Conducted Output Power, 802.11ac 20 MHz, 5720 MHz, Port 2, Radio 0, 8x8**

## Conducted Output Power, 802.11ac 20 MHz, Port 3, Radio 0, 8x8

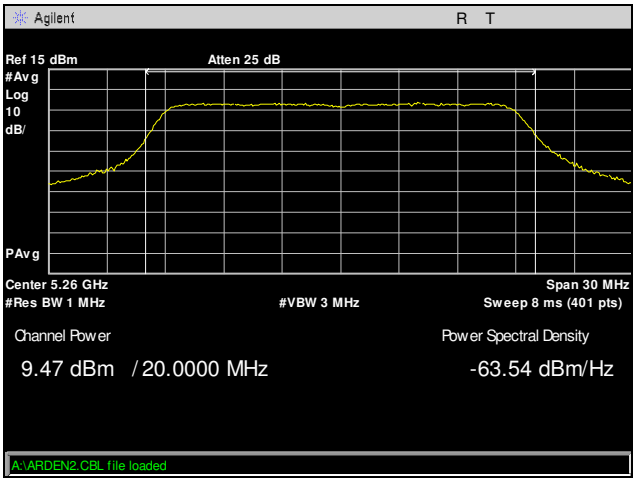


**Plot 283. Conducted Output Power, 802.11ac 20 MHz, 5260 MHz, Port 3, Radio 0, 8x8**

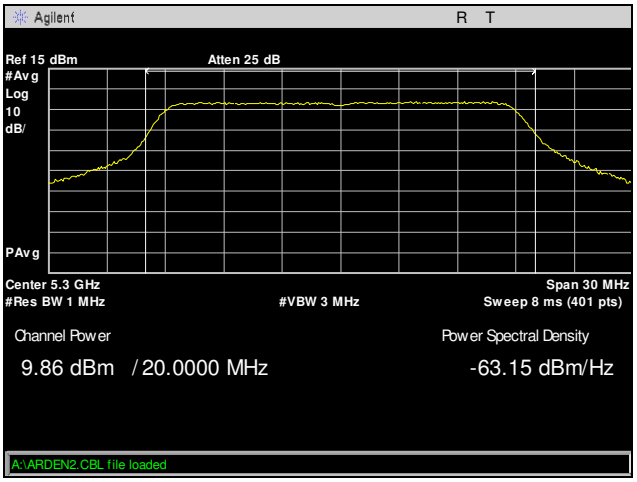


**Plot 284. Conducted Output Power, 802.11ac 20 MHz, 5300 MHz, Port 3, Radio 0, 8x8**

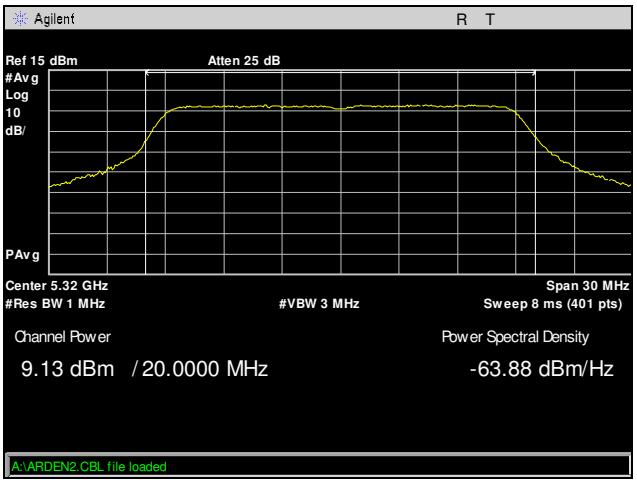


**Plot 285. Conducted Output Power, 802.11ac 20 MHz, 5320 MHz, Port 3, Radio 0, 8x8**

 © 2017, MET Laboratories, Inc. 

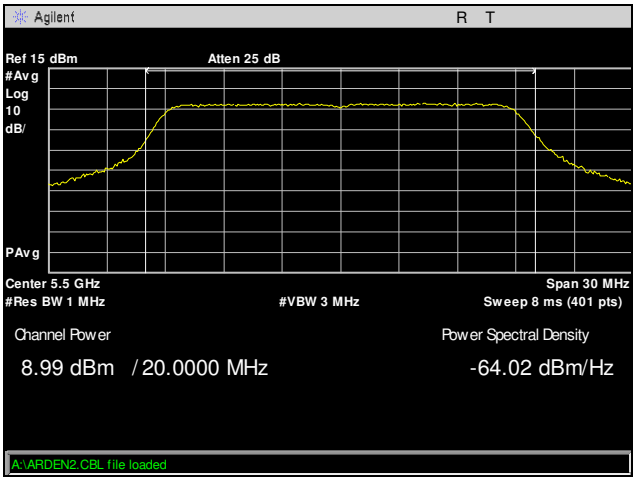


**Plot 286. Conducted Output Power, 802.11ac 20 MHz, 5500 MHz, Port 3, Radio 0, 8x8**

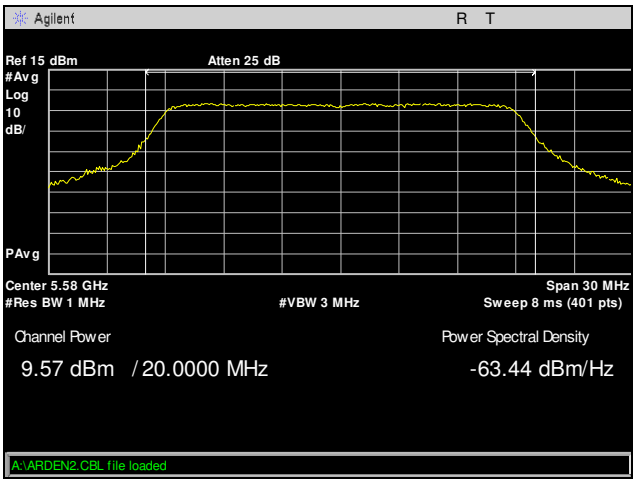


**Plot 287. Conducted Output Power, 802.11ac 20 MHz, 5580 MHz, Port 3, Radio 0, 8x8**

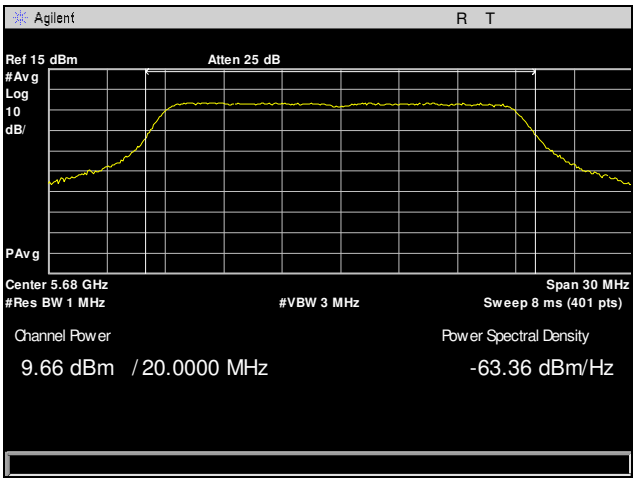


**Plot 288. Conducted Output Power, 802.11ac 20 MHz, 5680 MHz, Port 3, Radio 0, 8x8**

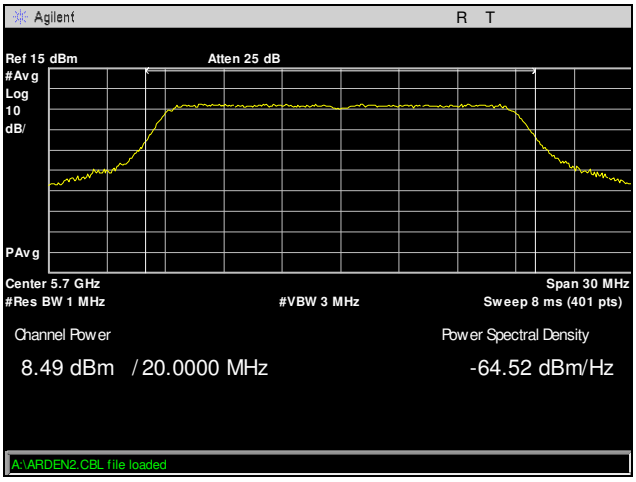


**Plot 289. Conducted Output Power, 802.11ac 20 MHz, 5700 MHz, Port 3, Radio 0, 8x8**

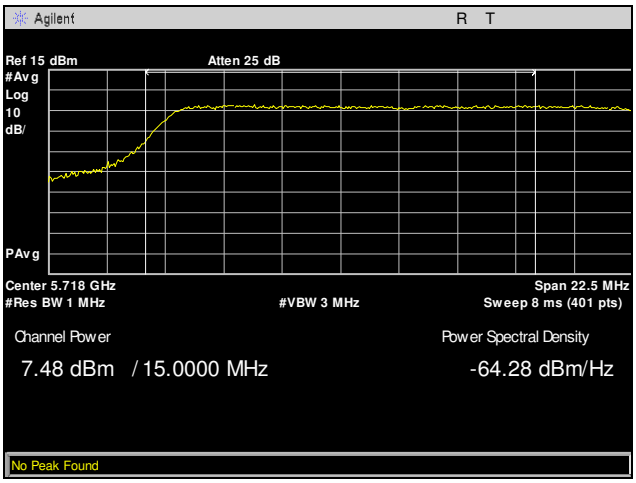


**Plot 290. Conducted Output Power, 802.11ac 20 MHz, 5720 MHz, Port 3, Radio 0, 8x8**

## Conducted Output Power, 802.11ac 20 MHz, Port 4, Radio 0, 8x8

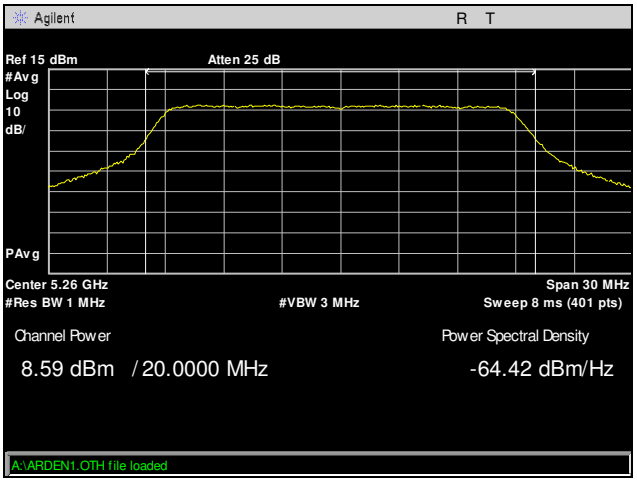


**Plot 291. Conducted Output Power, 802.11ac 20 MHz, 5260 MHz, Port 4, Radio 0, 8x8**

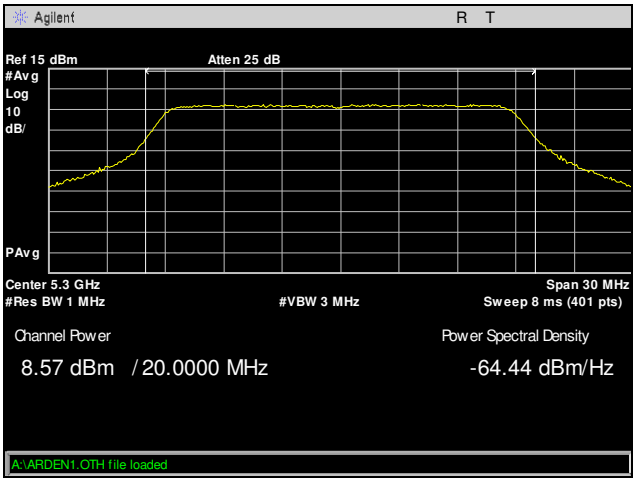


**Plot 292. Conducted Output Power, 802.11ac 20 MHz, 5300 MHz, Port 4, Radio 0, 8x8**

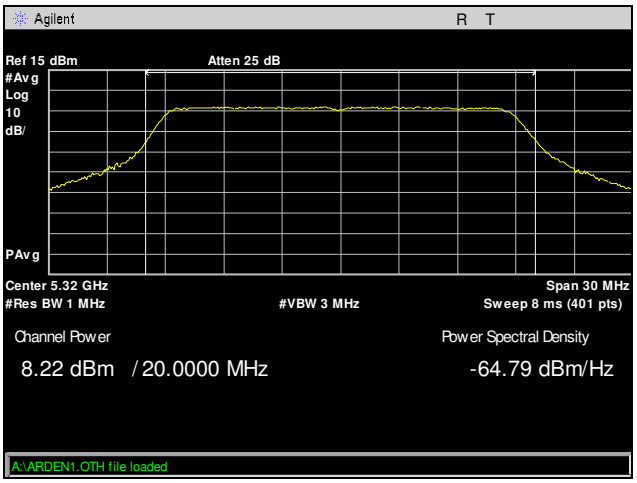


**Plot 293. Conducted Output Power, 802.11ac 20 MHz, 5320 MHz, Port 4, Radio 0, 8x8**

 © 2017, MET Laboratories, Inc. 

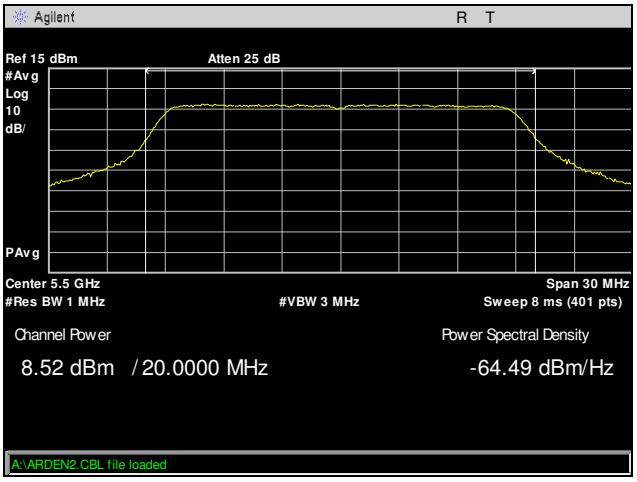


**Plot 294. Conducted Output Power, 802.11ac 20 MHz, 5500 MHz, Port 4, Radio 0, 8x8**

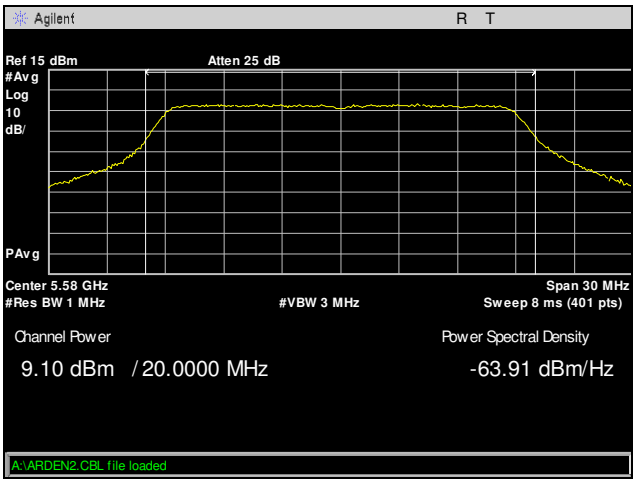


**Plot 295. Conducted Output Power, 802.11ac 20 MHz, 5580 MHz, Port 4, Radio 0, 8x8**

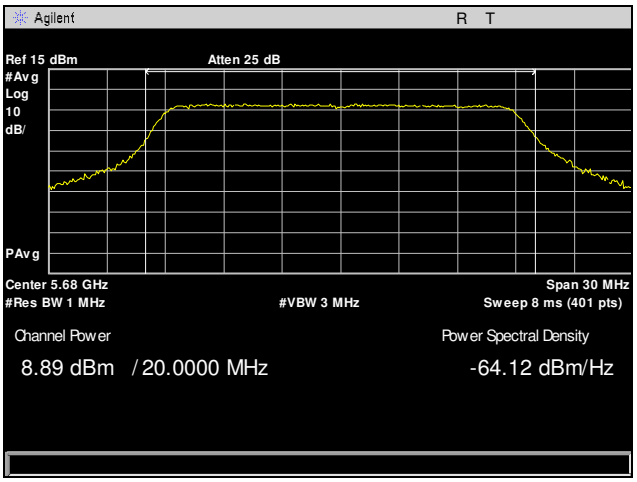


**Plot 296. Conducted Output Power, 802.11ac 20 MHz, 5680 MHz, Port 4, Radio 0, 8x8**

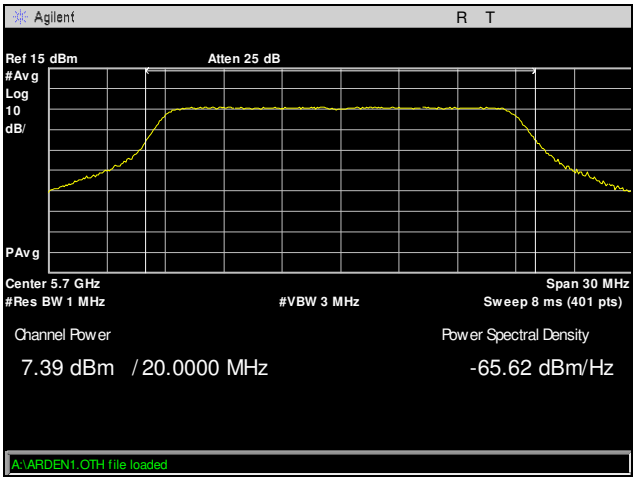


**Plot 297. Conducted Output Power, 802.11ac 20 MHz, 5700 MHz, Port 4, Radio 0, 8x8**

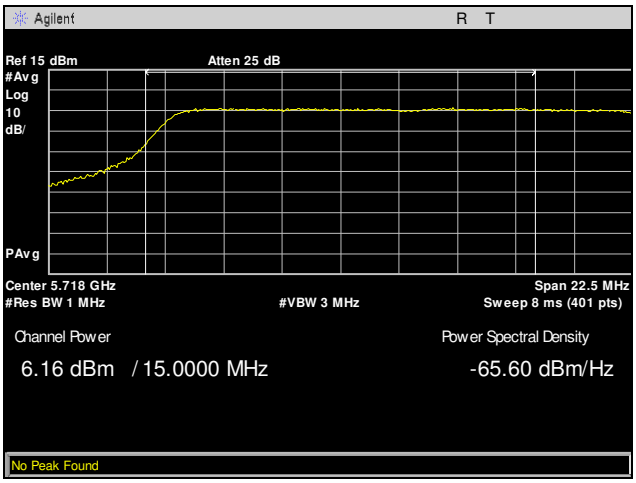


**Plot 298. Conducted Output Power, 802.11ac 20 MHz, 5720 MHz, Port 4, Radio 0, 8x8**

## Conducted Output Power, 802.11ac 20 MHz, Port 5, Radio 1, 8x8

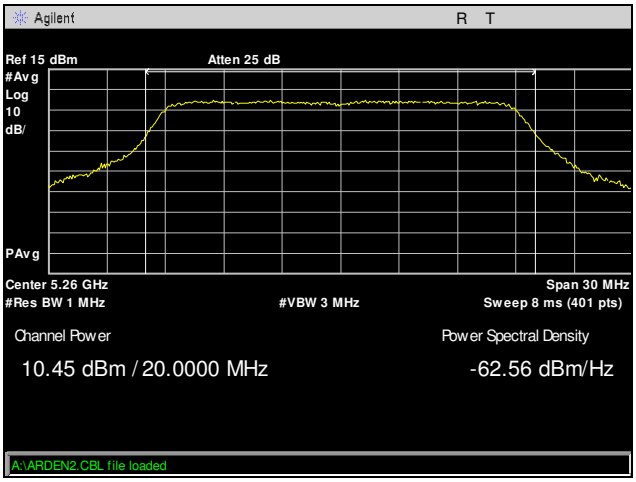


**Plot 299. Conducted Output Power, 802.11ac 20 MHz, 5260 MHz, Port 5, Radio 1, 8x8**

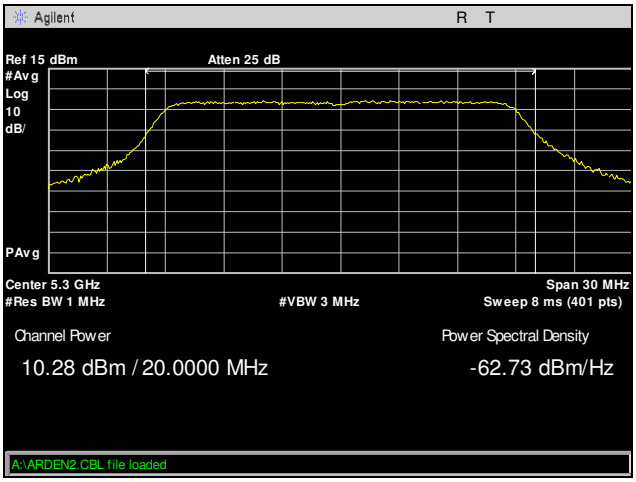


**Plot 300. Conducted Output Power, 802.11ac 20 MHz, 5300 MHz, Port 5, Radio 1, 8x8**

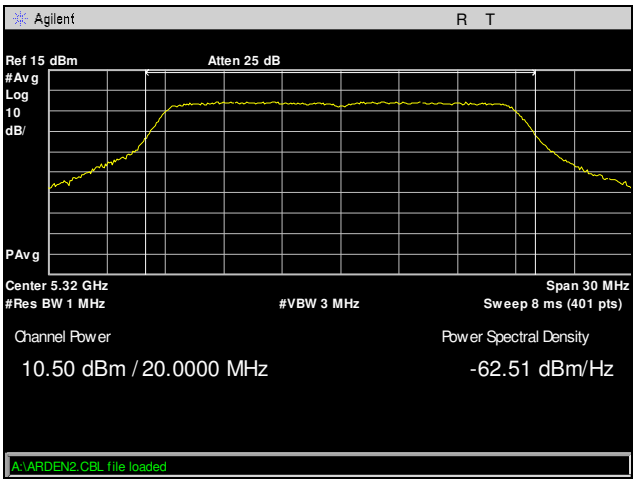


**Plot 301. Conducted Output Power, 802.11ac 20 MHz, 5320 MHz, Port 5, Radio 1, 8x8**

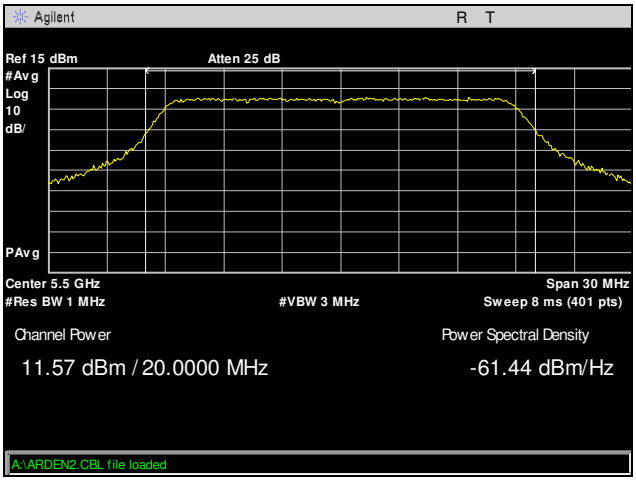


**Plot 302. Conducted Output Power, 802.11ac 20 MHz, 5500 MHz, Port 5, Radio 1, 8x8**

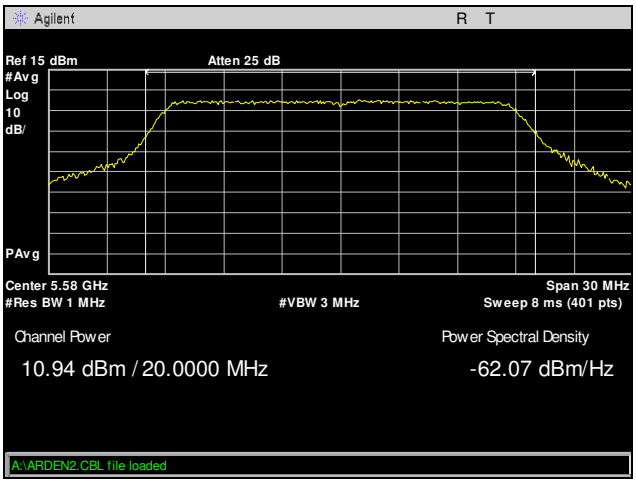


**Plot 303. Conducted Output Power, 802.11ac 20 MHz, 5580 MHz, Port 5, Radio 1, 8x8**

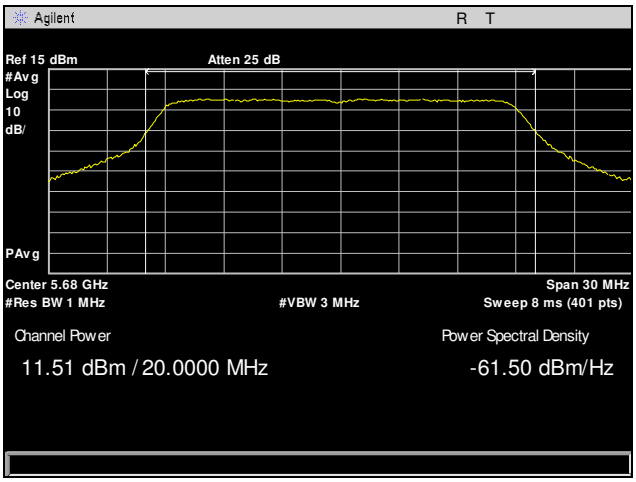


**Plot 304. Conducted Output Power, 802.11ac 20 MHz, 5680 MHz, Port 5, Radio 0, 8x8**

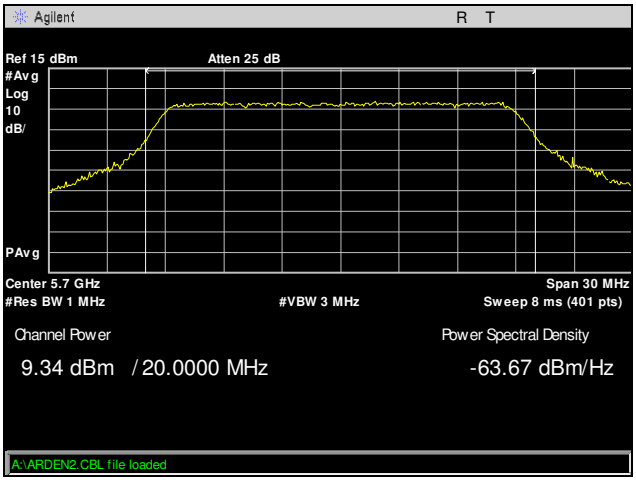


**Plot 305. Conducted Output Power, 802.11ac 20 MHz, 5700 MHz, Port 5, Radio 1, 8x8**

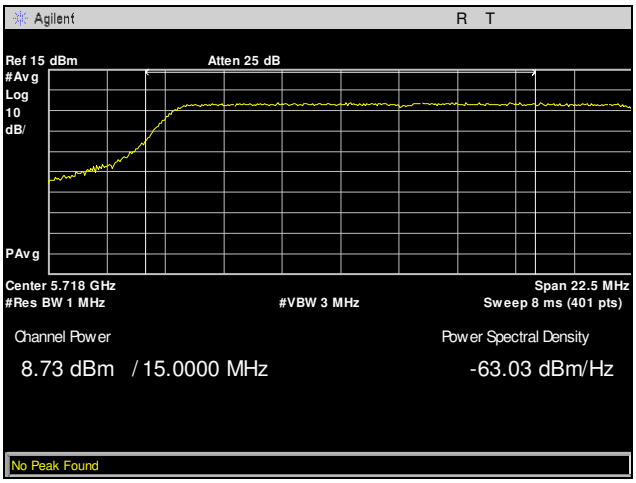


**Plot 306. Conducted Output Power, 802.11ac 20 MHz, 5720 MHz, Port 5, Radio 1, 8x8**

## Conducted Output Power, 802.11ac 20 MHz, Port 6, Radio 1, 8x8

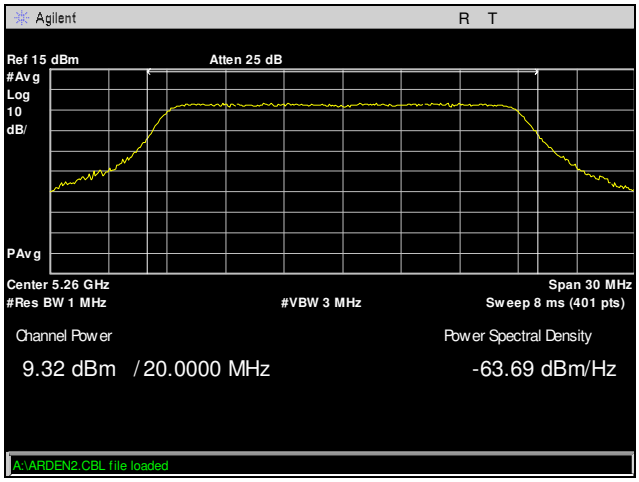


**Plot 307. Conducted Output Power, 802.11ac 20 MHz, 5260 MHz, Port 6, Radio 1, 8x8**

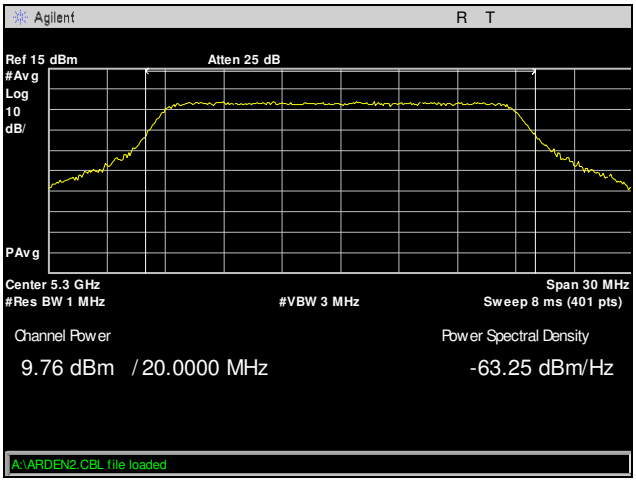


**Plot 308. Conducted Output Power, 802.11ac 20 MHz, 5300 MHz, Port 6, Radio 1, 8x8**

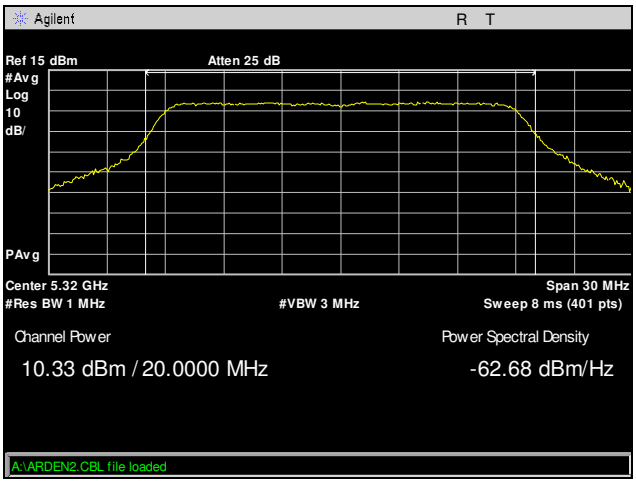


**Plot 309. Conducted Output Power, 802.11ac 20 MHz, 5320 MHz, Port 6, Radio 1, 8x8**

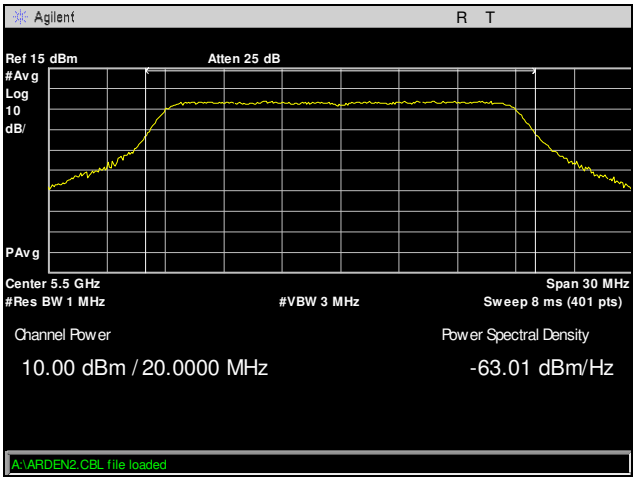


**Plot 310. Conducted Output Power, 802.11ac 20 MHz, 5500 MHz, Port 6, Radio 1, 8x8**

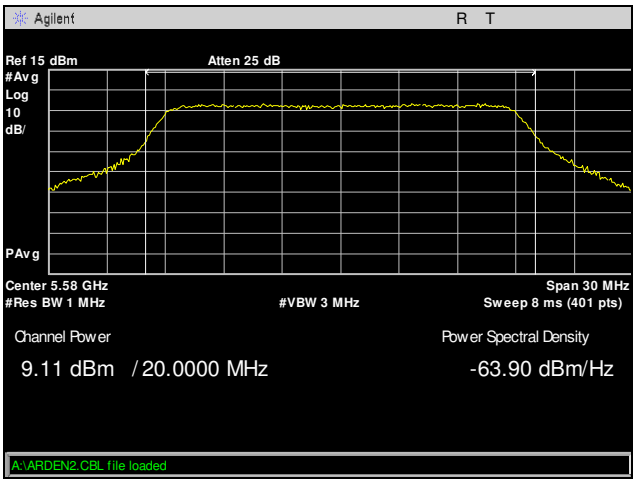


**Plot 311. Conducted Output Power, 802.11ac 20 MHz, 5580 MHz, Port 6, Radio 1, 8x8**

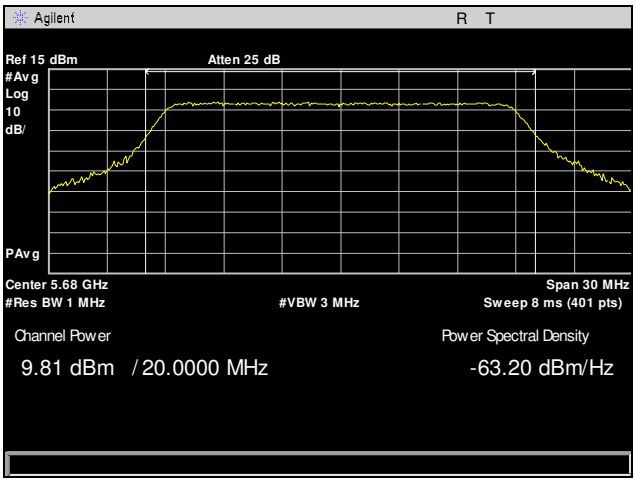


**Plot 312. Conducted Output Power, 802.11ac 20 MHz, 5680 MHz, Port 6, Radio 0, 8x8**

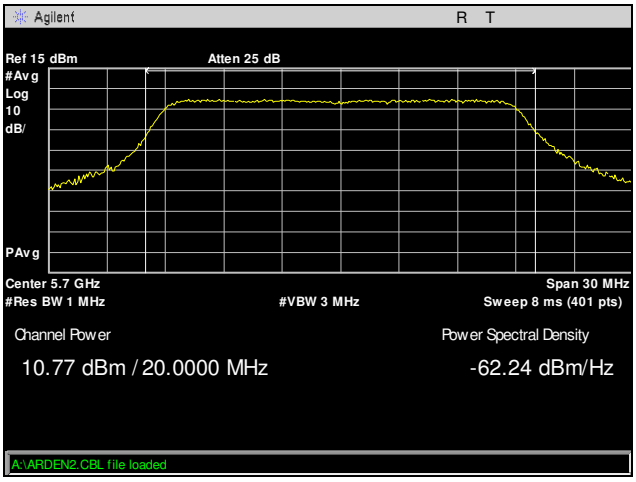


**Plot 313. Conducted Output Power, 802.11ac 20 MHz, 5700 MHz, Port 6, Radio 1, 8x8**

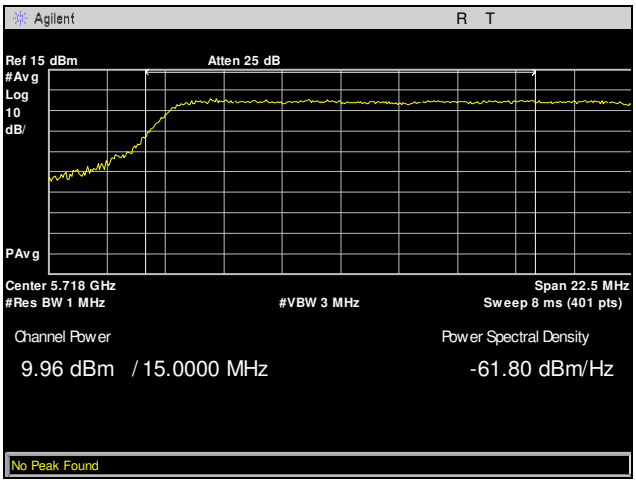


**Plot 314. Conducted Output Power, 802.11ac 20 MHz, 5720 MHz, Port 6, Radio 1, 8x8**

## Conducted Output Power, 802.11ac 20 MHz, Port 7, Radio 1, 8x8

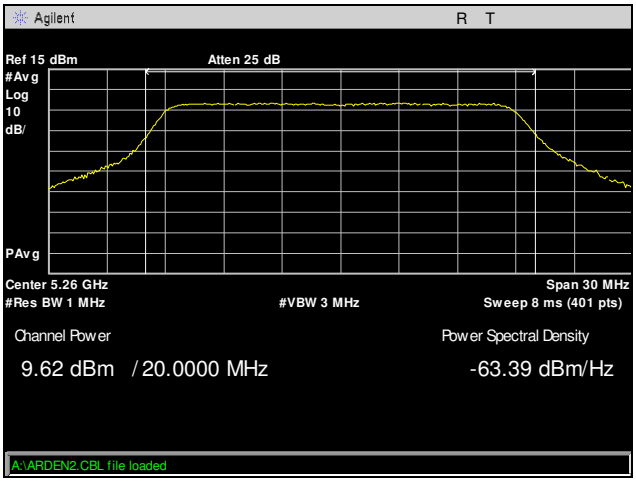


**Plot 315. Conducted Output Power, 802.11ac 20 MHz, 5260 MHz, Port 7, Radio 1, 8x8**

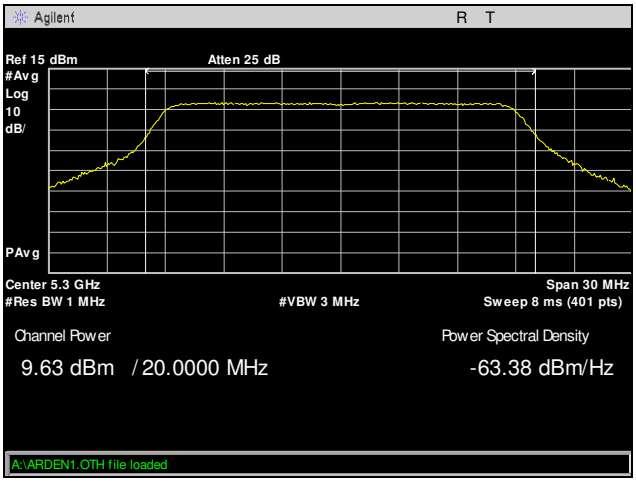


**Plot 316. Conducted Output Power, 802.11ac 20 MHz, 5300 MHz, Port 7, Radio 1, 8x8**

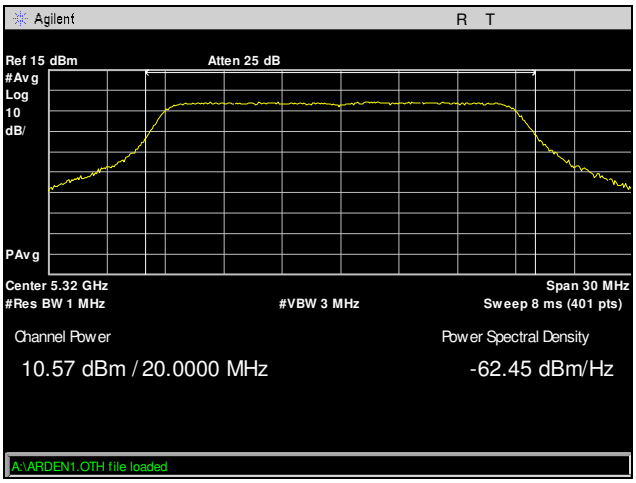


**Plot 317. Conducted Output Power, 802.11ac 20 MHz, 5320 MHz, Port 7, Radio 1, 8x8**

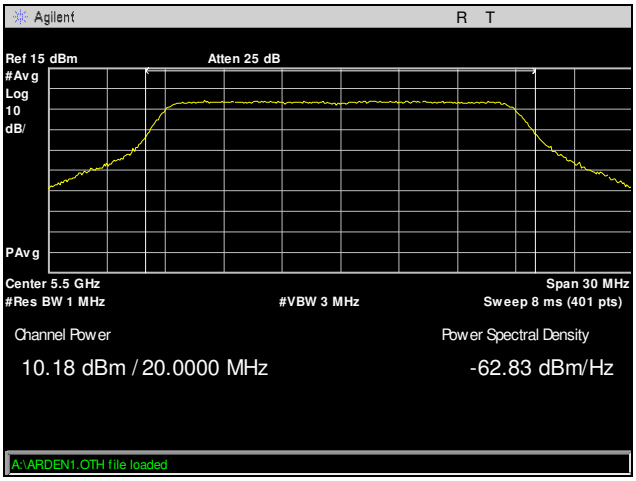


**Plot 318. Conducted Output Power, 802.11ac 20 MHz, 5500 MHz, Port 7, Radio 1, 8x8**

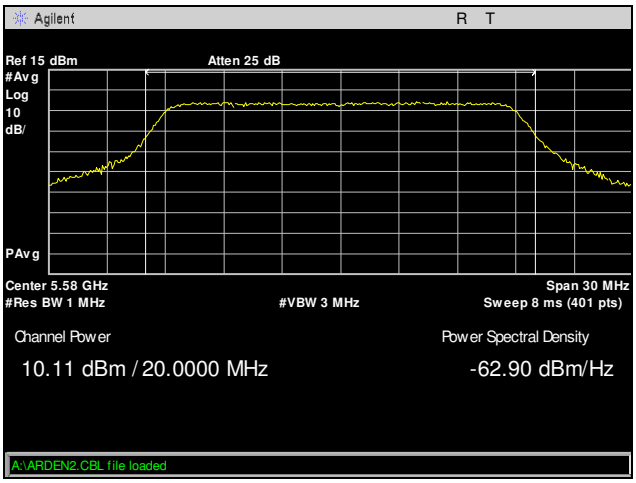


**Plot 319. Conducted Output Power, 802.11ac 20 MHz, 5580 MHz, Port 7, Radio 1, 8x8**

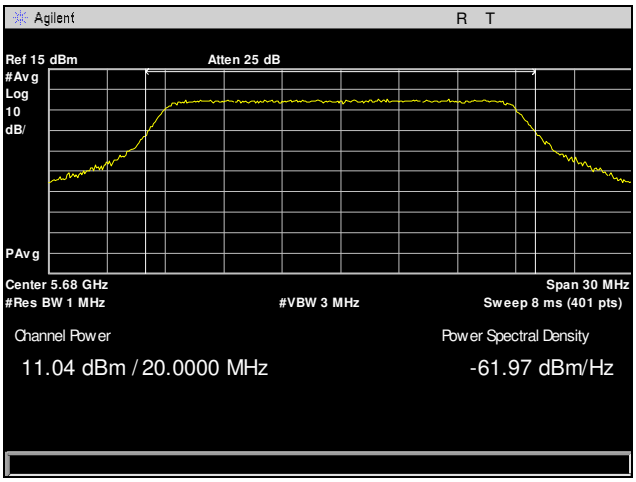


**Plot 320. Conducted Output Power, 802.11ac 20 MHz, 5680 MHz, Port 7, Radio 0, 8x8**

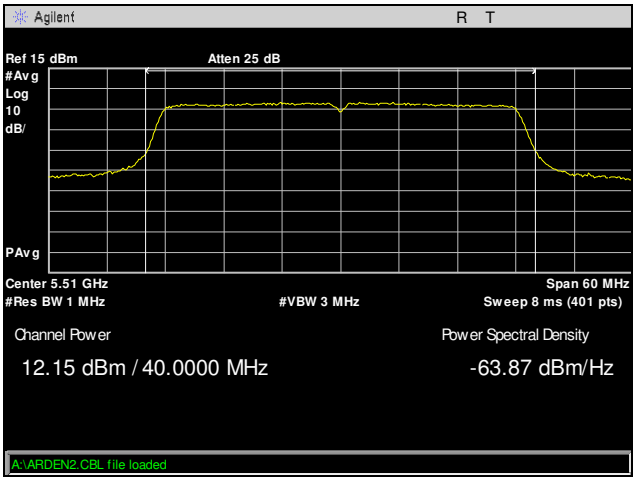


**Plot 321. Conducted Output Power, 802.11ac 20 MHz, 5700 MHz, Port 7, Radio 1, 8x8**

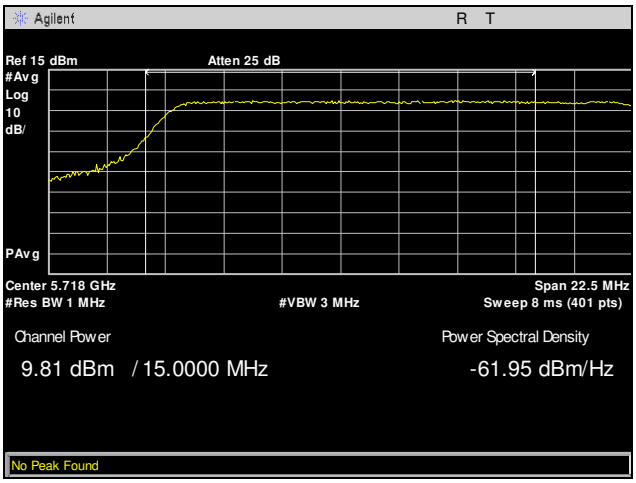


**Plot 322. Conducted Output Power, 802.11ac 20 MHz, 5720 MHz, Port 7, Radio 1, 8x8**

## Conducted Output Power, 802.11ac 20 MHz, Port 8, Radio 1, 8x8

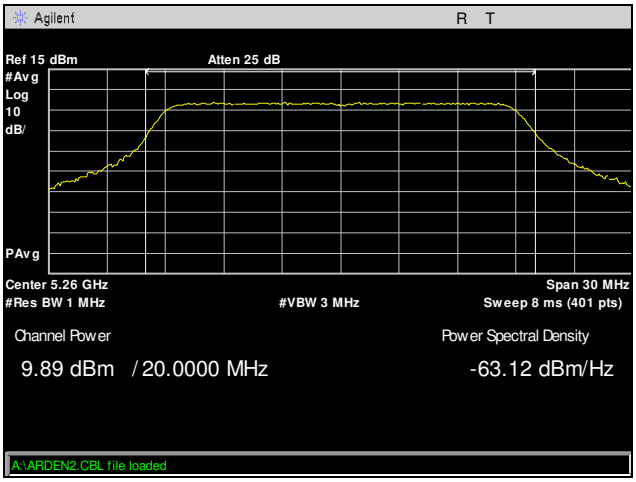


**Plot 323. Conducted Output Power, 802.11ac 20 MHz, 5260 MHz, Port 8, Radio 1, 8x8**

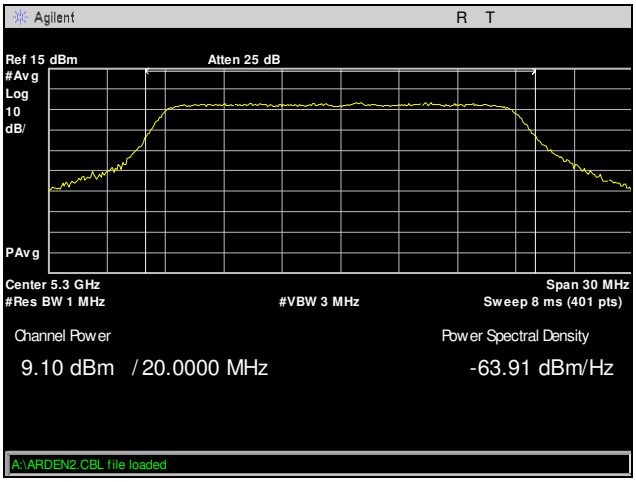


**Plot 324. Conducted Output Power, 802.11ac 20 MHz, 5300 MHz, Port 8, Radio 1, 8x8**

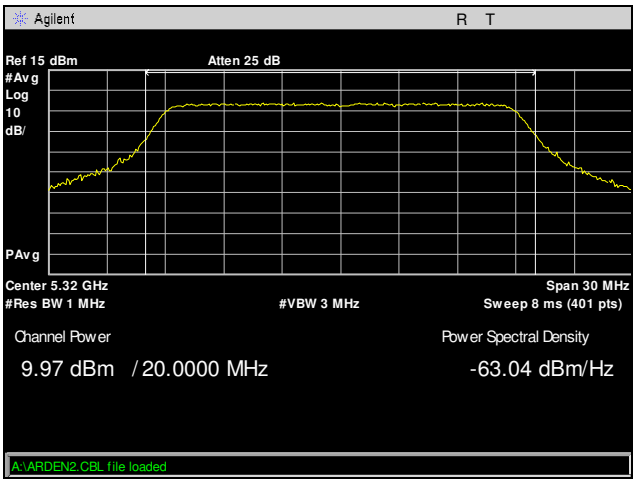


**Plot 325. Conducted Output Power, 802.11ac 20 MHz, 5320 MHz, Port 8, Radio 1, 8x8**

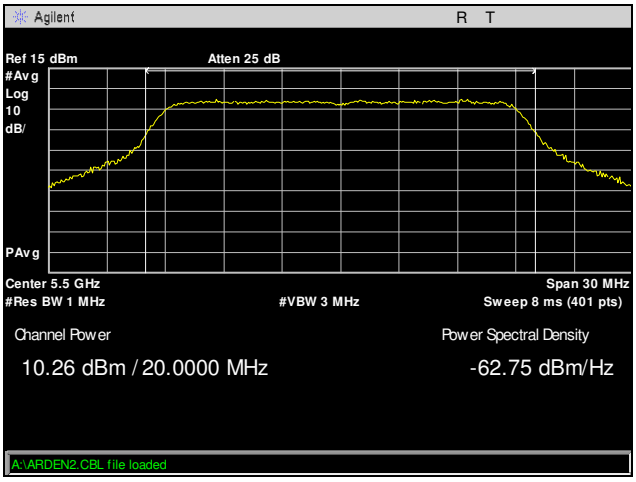


**Plot 326. Conducted Output Power, 802.11ac 20 MHz, 5500 MHz, Port 8, Radio 1, 8x8**

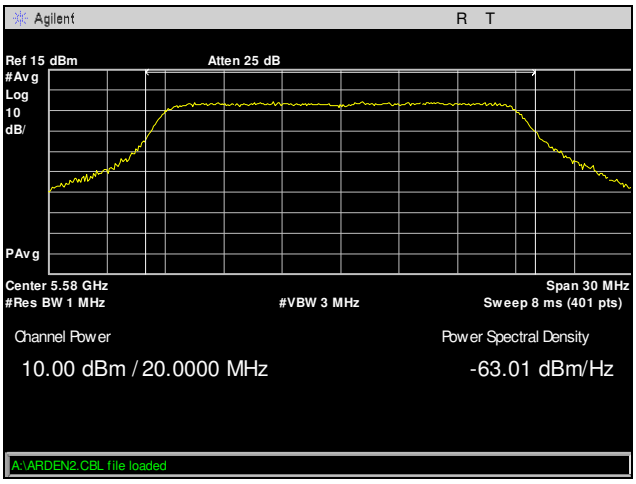


**Plot 327. Conducted Output Power, 802.11ac 20 MHz, 5580 MHz, Port 8, Radio 1, 8x8**

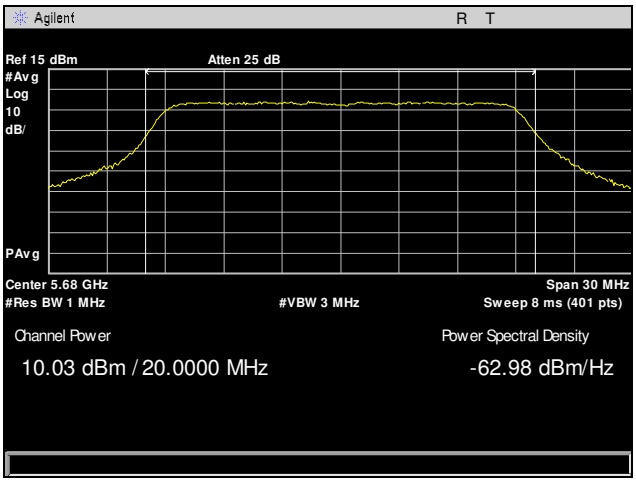


**Plot 328. Conducted Output Power, 802.11ac 20 MHz, 5680 MHz, Port 8, Radio 0, 8x8**

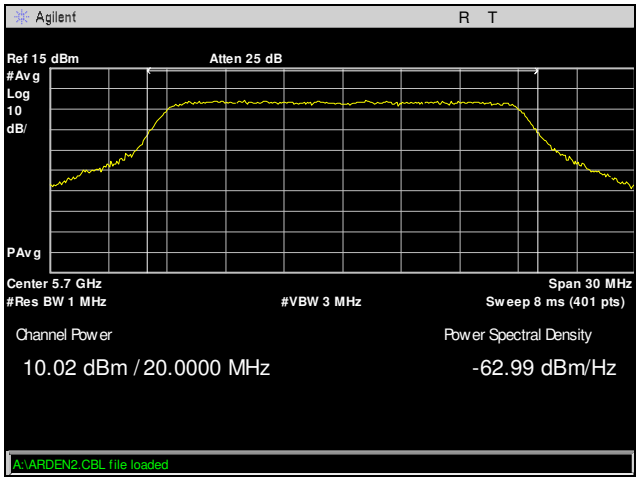


**Plot 329. Conducted Output Power, 802.11ac 20 MHz, 5700 MHz, Port 8, Radio 1, 8x8**

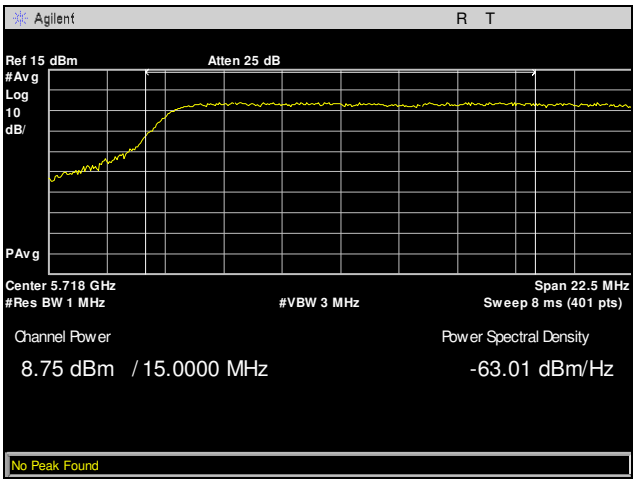


**Plot 330. Conducted Output Power, 802.11ac 20 MHz, 5720 MHz, Port 8, Radio 1, 8x8**

## Conducted Output Power, 802.11ac 40 MHz, Port 1, Radio 0, 8x8

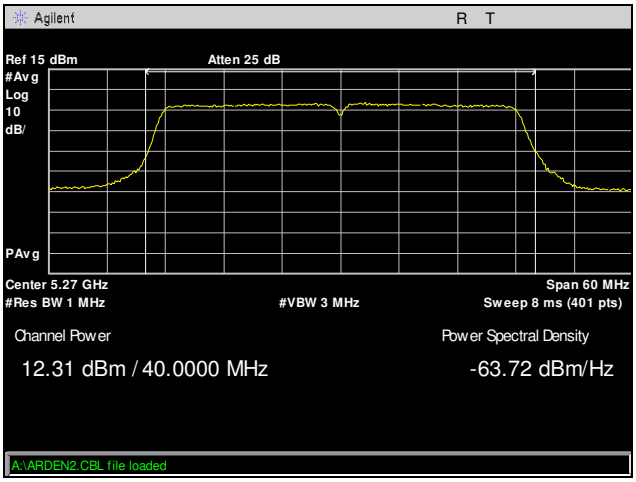


**Plot 331. Conducted Output Power, 802.11ac 40 MHz, 5270 MHz, Port 1, Radio 0, 8x8**

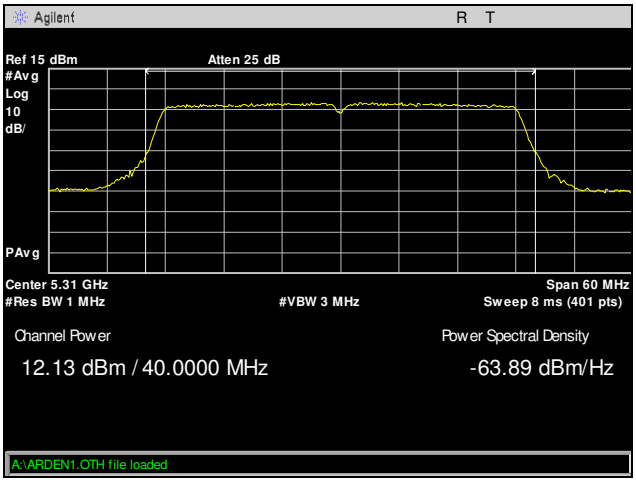


**Plot 332. Conducted Output Power, 802.11ac 40 MHz, 5310 MHz, Port 1, Radio 0, 8x8**

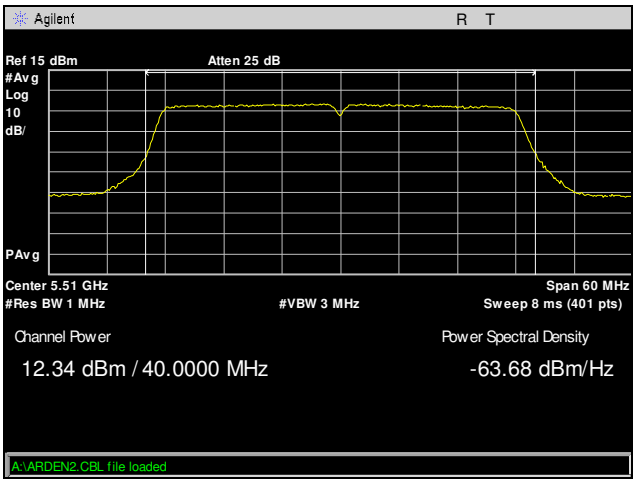


**Plot 333. Conducted Output Power, 802.11ac 40 MHz, 5510 MHz, Port 1, Radio 0, 8x8**

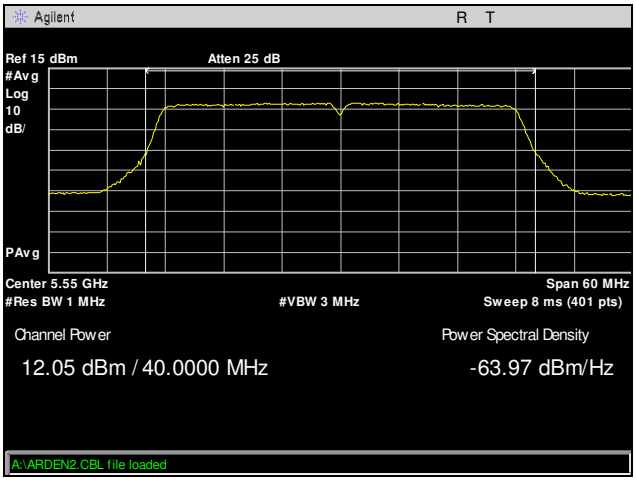


**Plot 334. Conducted Output Power, 802.11ac 40 MHz, 5550 MHz, Port 1, Radio 0, 8x8**

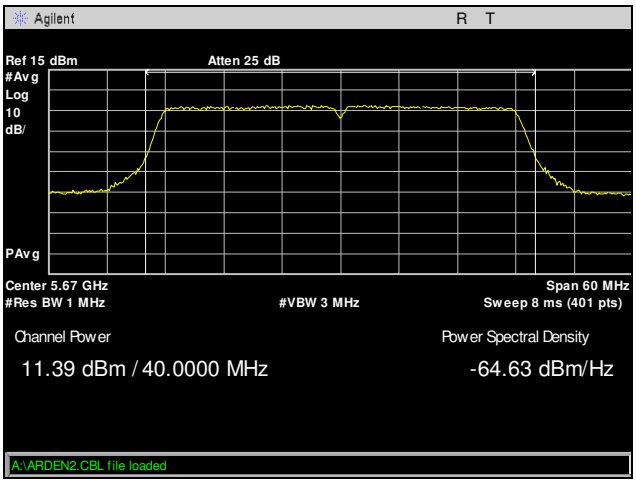


**Plot 335. Conducted Output Power, 802.11ac 40 MHz, 5670 MHz, Port 1, Radio 0, 8x8**

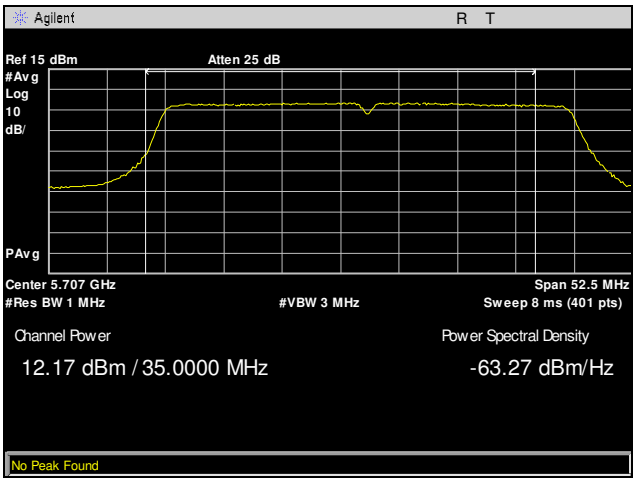


**Plot 336. Conducted Output Power, 802.11ac 40 MHz, 5710 MHz, Port 1, Radio 0, 8x8**

## Conducted Output Power, 802.11ac 40 MHz, Port 2, Radio 0, 8x8

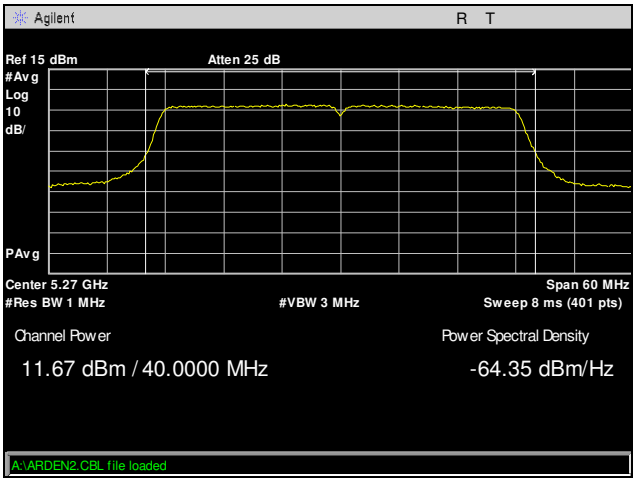


**Plot 337. Conducted Output Power, 802.11ac 40 MHz, 5270 MHz, Port 2, Radio 0, 8x8**

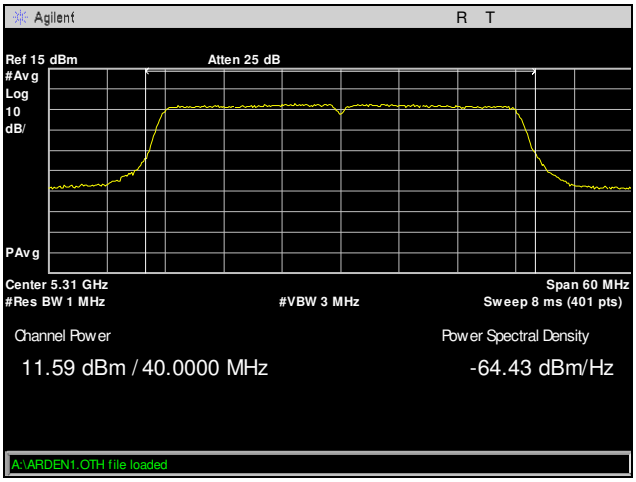


**Plot 338. Conducted Output Power, 802.11ac 40 MHz, 5310 MHz, Port 2, Radio 0, 8x8**

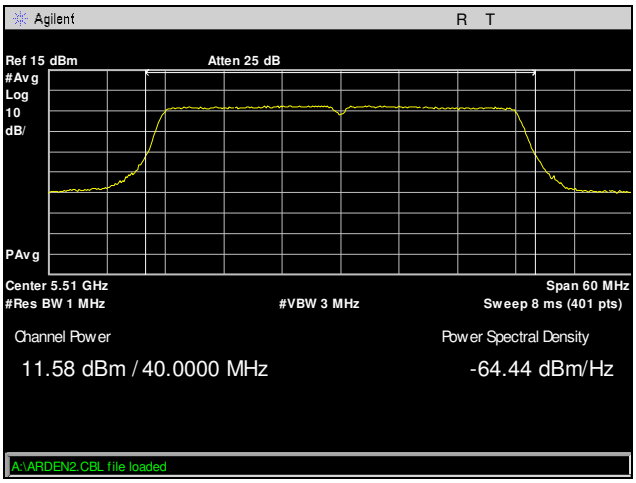


**Plot 339. Conducted Output Power, 802.11ac 40 MHz, 5510 MHz, Port 2, Radio 0, 8x8**

 © 2017, MET Laboratories, Inc. 

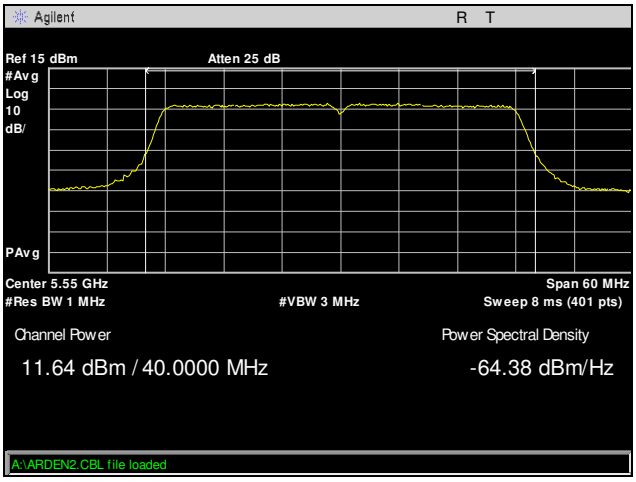


**Plot 340. Conducted Output Power, 802.11ac 40 MHz, 5550 MHz, Port 2, Radio 0, 8x8**

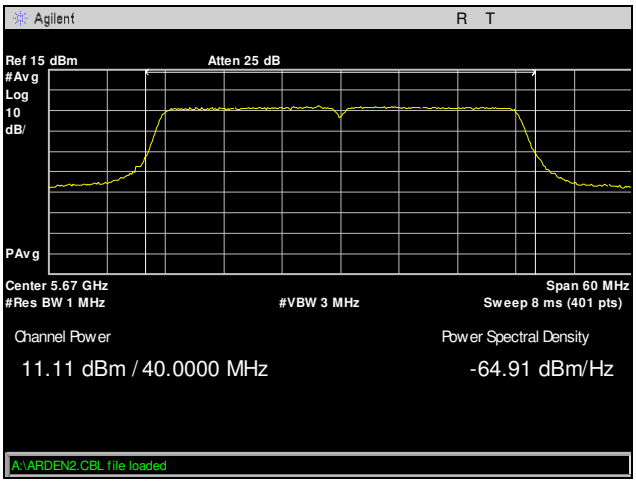


**Plot 341. Conducted Output Power, 802.11ac 40 MHz, 5670 MHz, Port 2, Radio 0, 8x8**

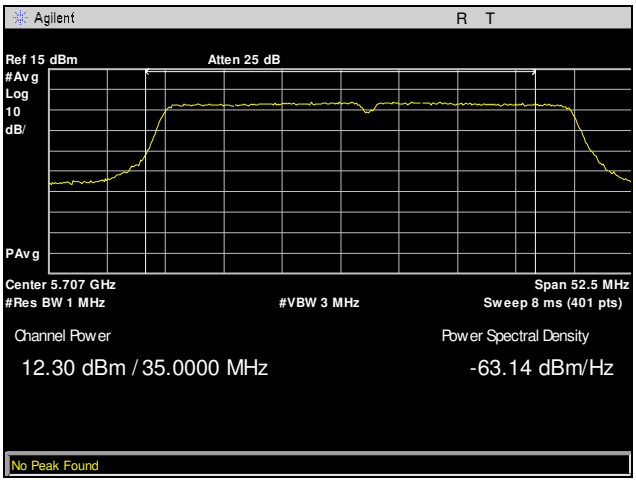


**Plot 342. Conducted Output Power, 802.11ac 40 MHz, 5710 MHz, Port 2, Radio 0, 8x8**

 © 2017, MET Laboratories, Inc. 

## Conducted Output Power, 802.11ac 40 MHz, Port 3, Radio 0, 8x8

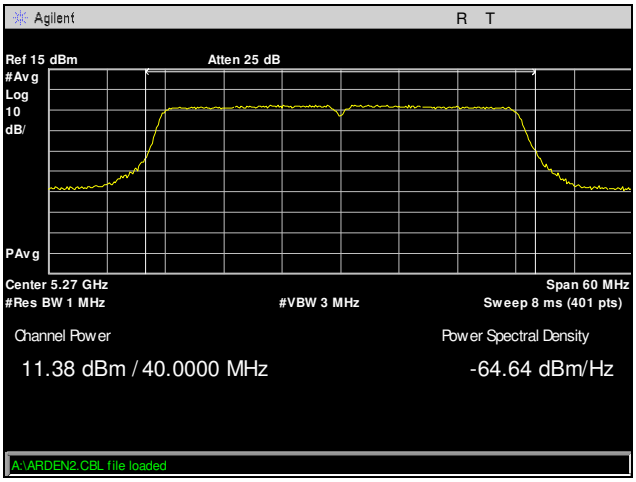


**Plot 343. Conducted Output Power, 802.11ac 40 MHz, 5270 MHz, Port 3, Radio 0, 8x8**

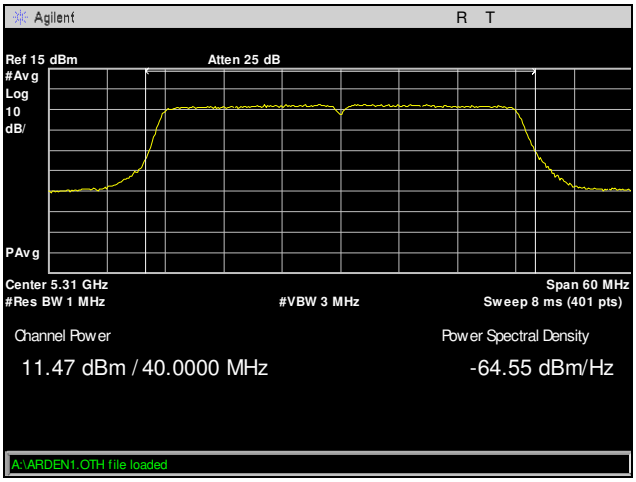


**Plot 344. Conducted Output Power, 802.11ac 40 MHz, 5310 MHz, Port 3, Radio 0, 8x8**

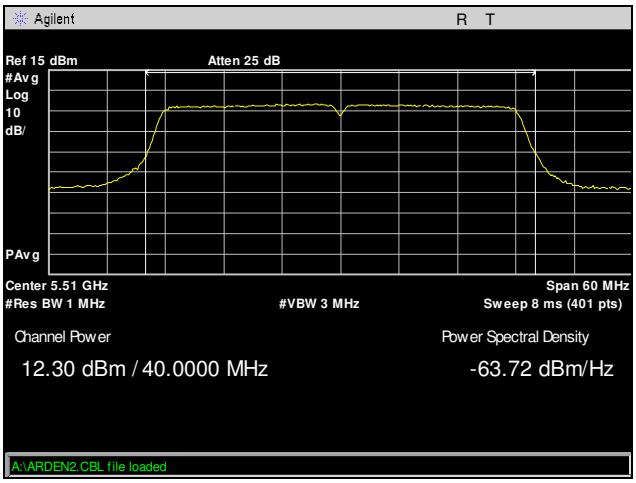


**Plot 345. Conducted Output Power, 802.11ac 40 MHz, 5510 MHz, Port 3, Radio 0, 8x8**

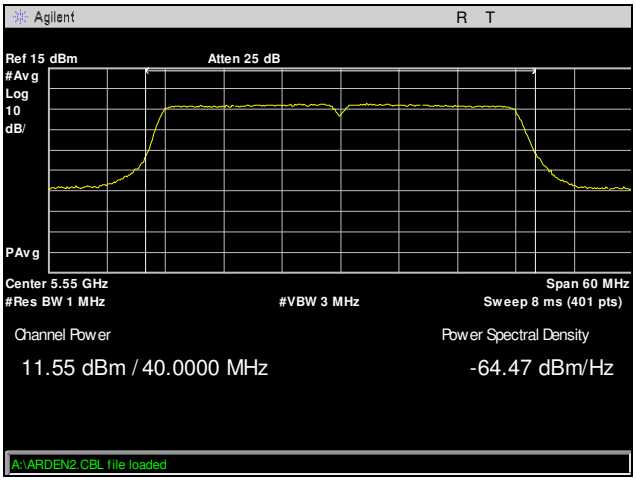


**Plot 346. Conducted Output Power, 802.11ac 40 MHz, 5550 MHz, Port 3, Radio 0, 8x8**

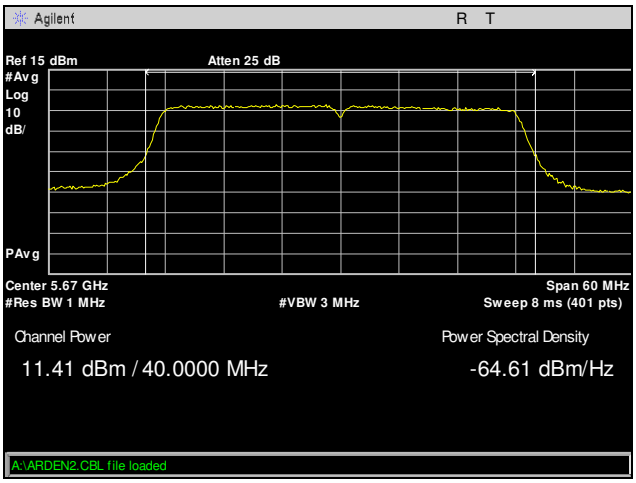


**Plot 347. Conducted Output Power, 802.11ac 40 MHz, 5670 MHz, Port 3, Radio 0, 8x8**

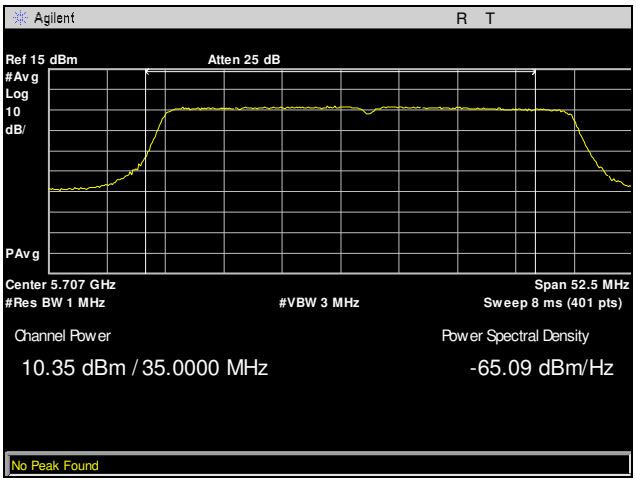


**Plot 348. Conducted Output Power, 802.11ac 40 MHz, 5710 MHz, Port 3, Radio 0, 8x8**

## Conducted Output Power, 802.11ac 40 MHz, Port 4, Radio 0, 8x8

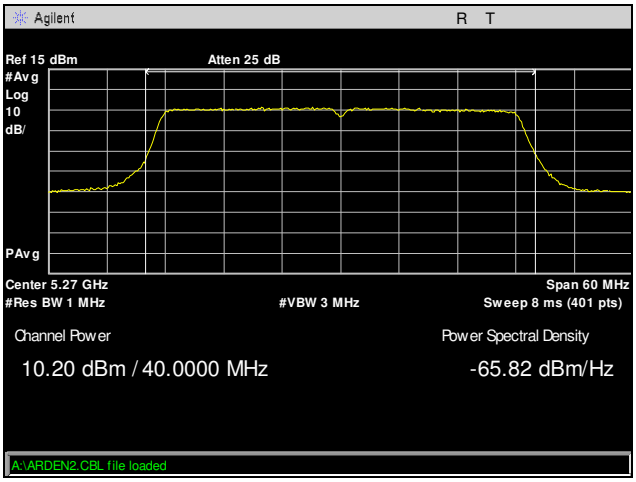


**Plot 349. Conducted Output Power, 802.11ac 40 MHz, 5270 MHz, Port 4, Radio 0, 8x8**

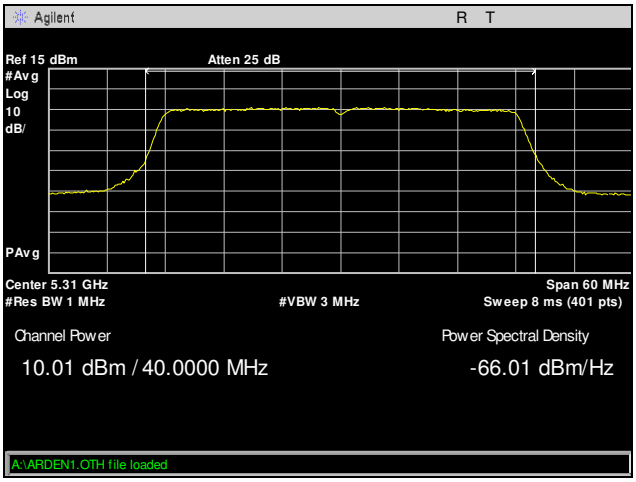


**Plot 350. Conducted Output Power, 802.11ac 40 MHz, 5310 MHz, Port 4, Radio 0, 8x8**

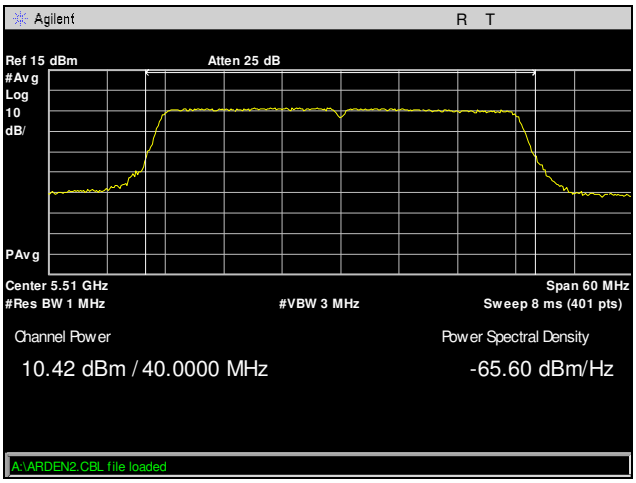


**Plot 351. Conducted Output Power, 802.11ac 40 MHz, 5510 MHz, Port 4, Radio 0, 8x8**

 © 2017, MET Laboratories, Inc. 

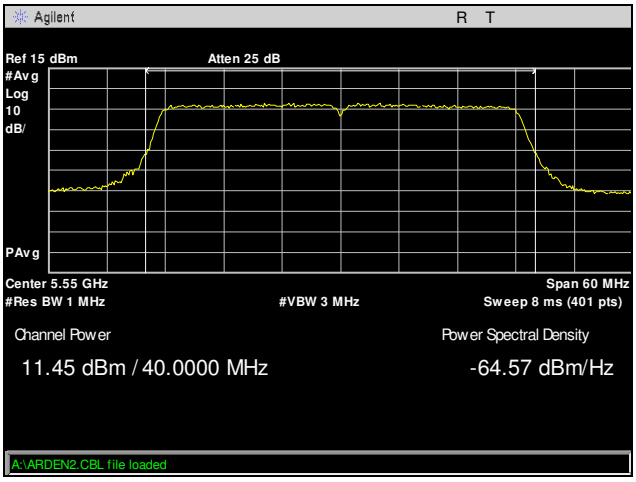


**Plot 352. Conducted Output Power, 802.11ac 40 MHz, 5550 MHz, Port 4, Radio 0, 8x8**

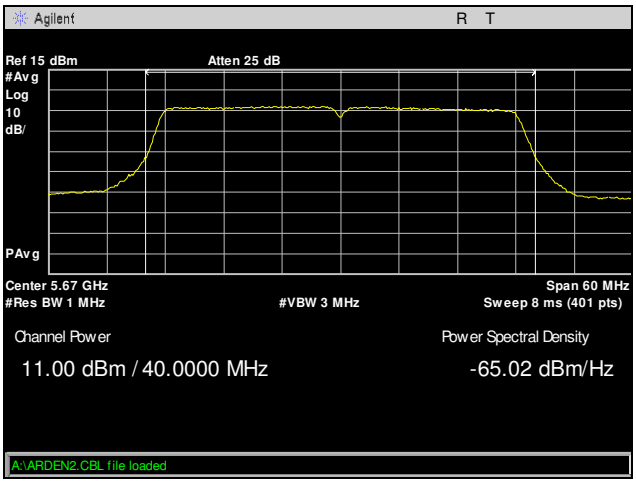


**Plot 353. Conducted Output Power, 802.11ac 40 MHz, 5670 MHz, Port 4, Radio 0, 8x8**

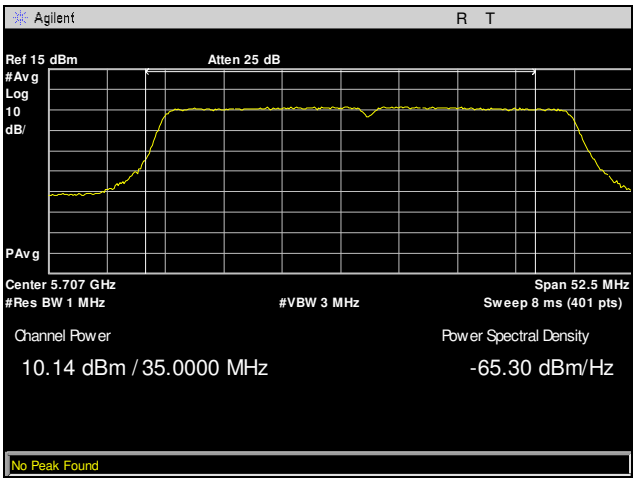


**Plot 354. Conducted Output Power, 802.11ac 40 MHz, 5710 MHz, Port 4, Radio 0, 8x8**

## Conducted Output Power, 802.11ac 40 MHz, Port 5, Radio 1, 8x8

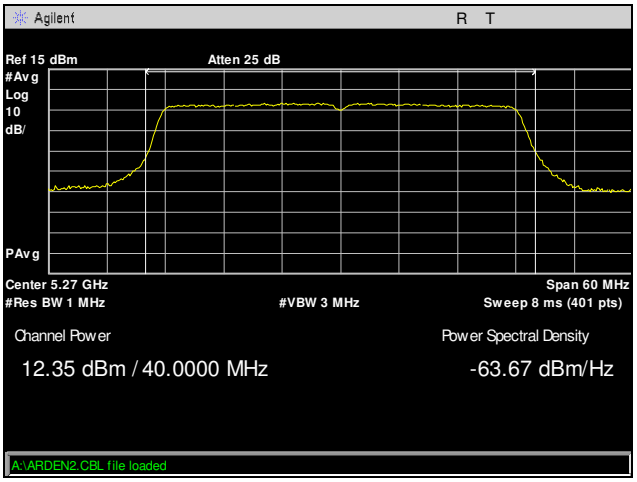


**Plot 355. Conducted Output Power, 802.11ac 40 MHz, 5270 MHz, Port 5, Radio 1, 8x8**

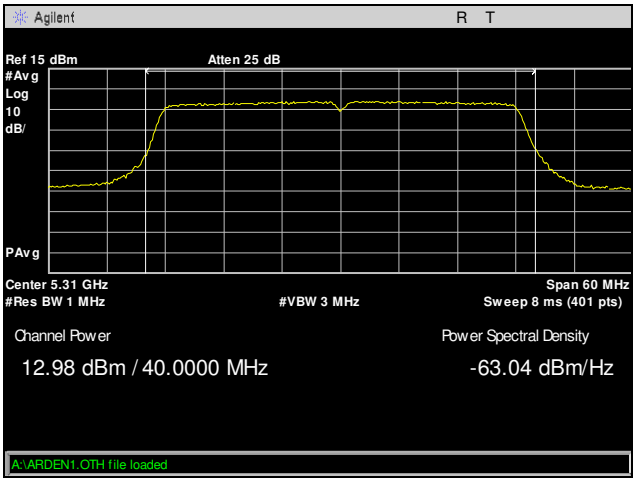


**Plot 356. Conducted Output Power, 802.11ac 40 MHz, 5310 MHz, Port 5, Radio 1, 8x8**

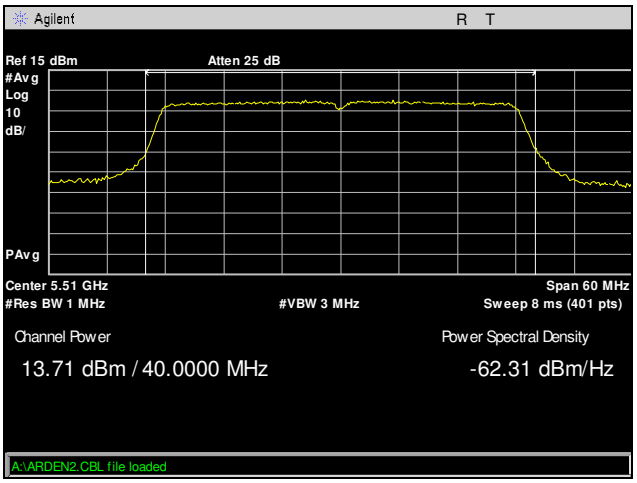


**Plot 357. Conducted Output Power, 802.11ac 40 MHz, 5510 MHz, Port 5, Radio 1, 8x8**

 © 2017, MET Laboratories, Inc. 

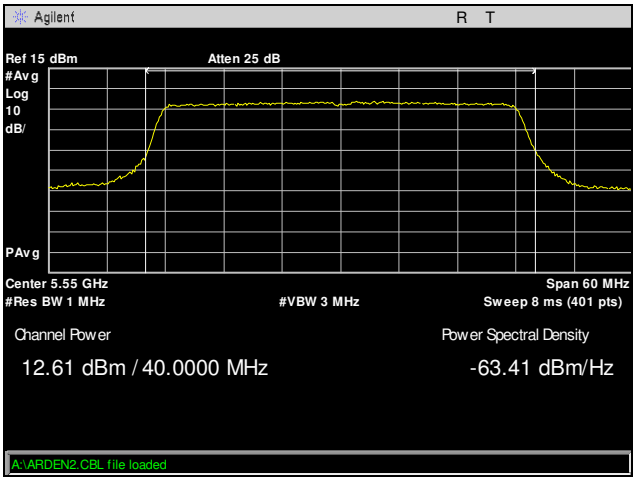


**Plot 358. Conducted Output Power, 802.11ac 40 MHz, 5550 MHz, Port 5, Radio 1, 8x8**

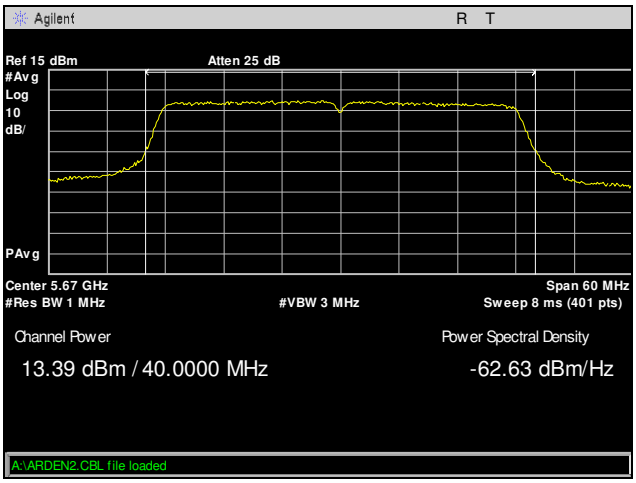


**Plot 359. Conducted Output Power, 802.11ac 40 MHz, 5670 MHz, Port 5, Radio 1, 8x8**

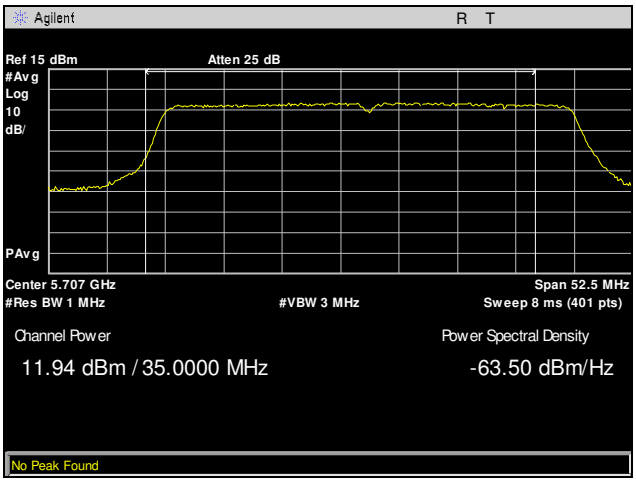


**Plot 360. Conducted Output Power, 802.11ac 40 MHz, 5710 MHz, Port 5, Radio 1, 8x8**

 © 2017, MET Laboratories, Inc. 

## Conducted Output Power, 802.11ac 40 MHz, Port 6, Radio 1, 8x8

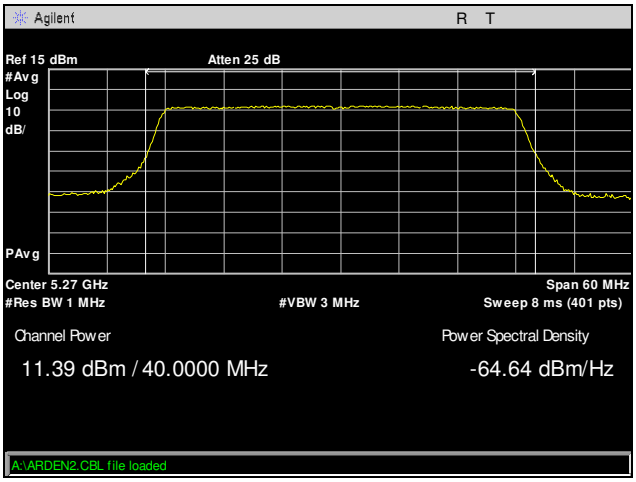


**Plot 361. Conducted Output Power, 802.11ac 40 MHz, 5270 MHz, Port 6, Radio 1, 8x8**

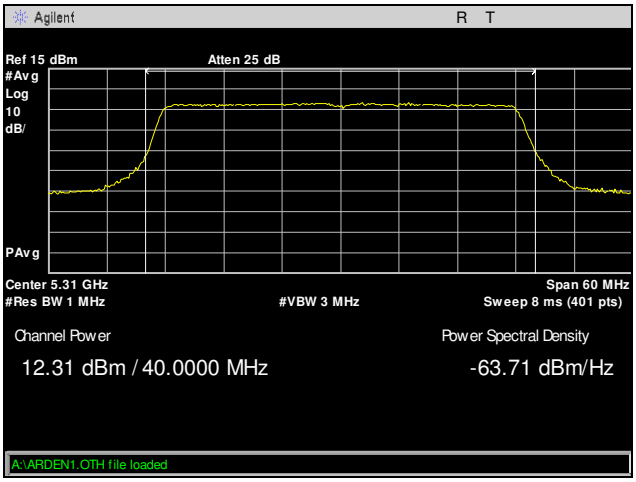


**Plot 362. Conducted Output Power, 802.11ac 40 MHz, 5310 MHz, Port 6, Radio 1, 8x8**

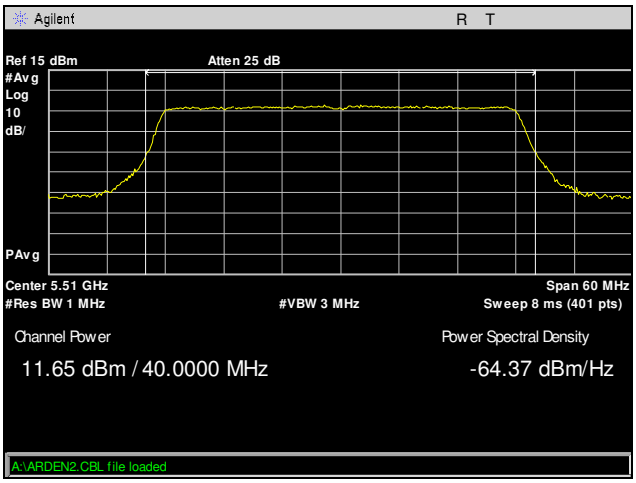


**Plot 363. Conducted Output Power, 802.11ac 40 MHz, 5510 MHz, Port 6, Radio 1, 8x8**

 © 2017, MET Laboratories, Inc. 

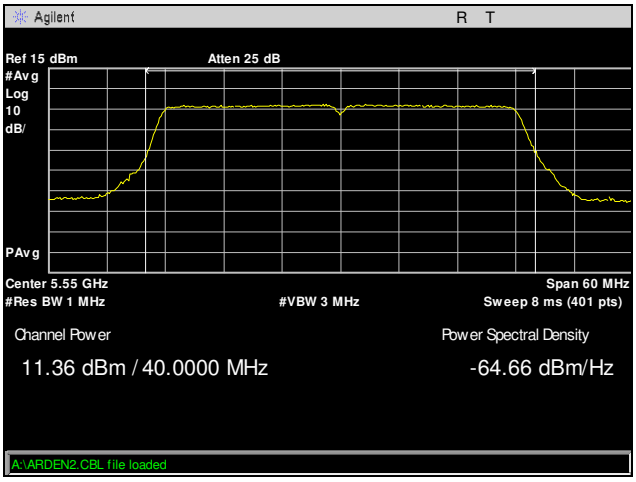


**Plot 364. Conducted Output Power, 802.11ac 40 MHz, 5550 MHz, Port 6, Radio 1, 8x8**

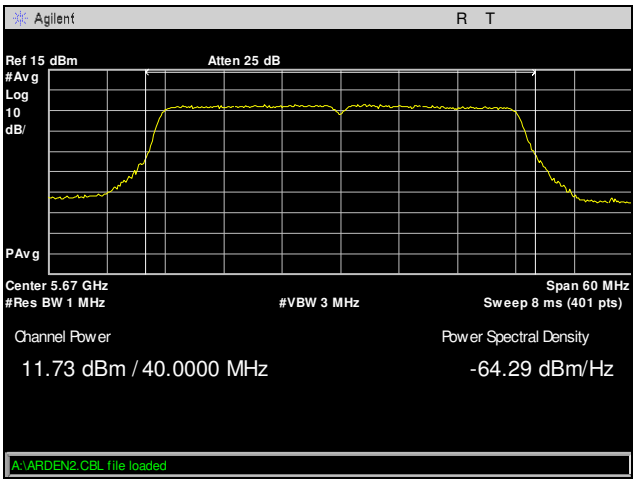


**Plot 365. Conducted Output Power, 802.11ac 40 MHz, 5670 MHz, Port 6, Radio 1, 8x8**

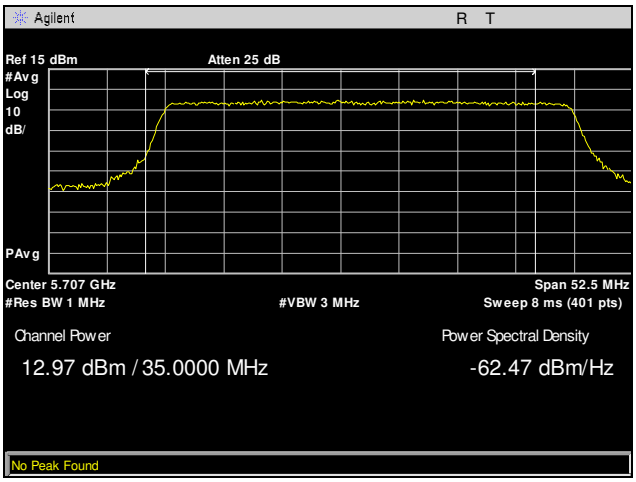


**Plot 366. Conducted Output Power, 802.11ac 40 MHz, 5710 MHz, Port 6, Radio 1, 8x8**

## Conducted Output Power, 802.11ac 40 MHz, Port 7, Radio 1, 8x8

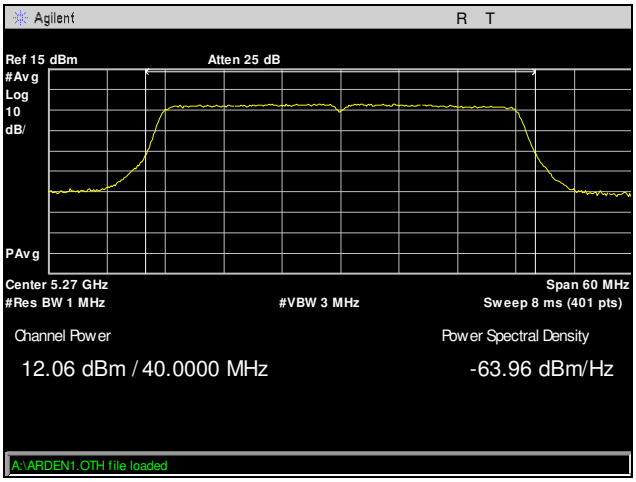


**Plot 367. Conducted Output Power, 802.11ac 40 MHz, 5270 MHz, Port 7, Radio 1, 8x8**

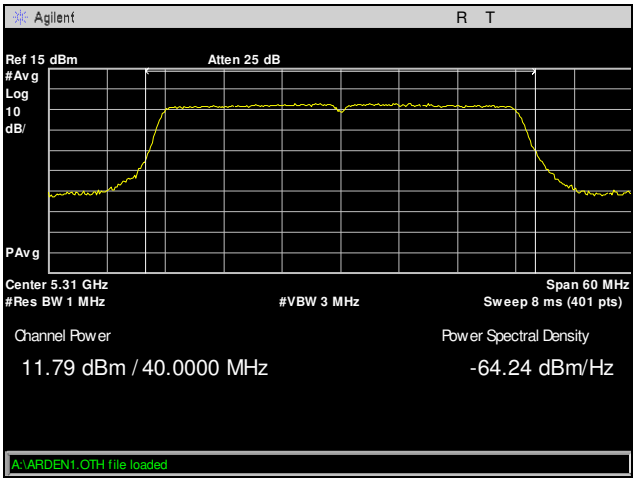


**Plot 368. Conducted Output Power, 802.11ac 40 MHz, 5310 MHz, Port 7, Radio 1, 8x8**

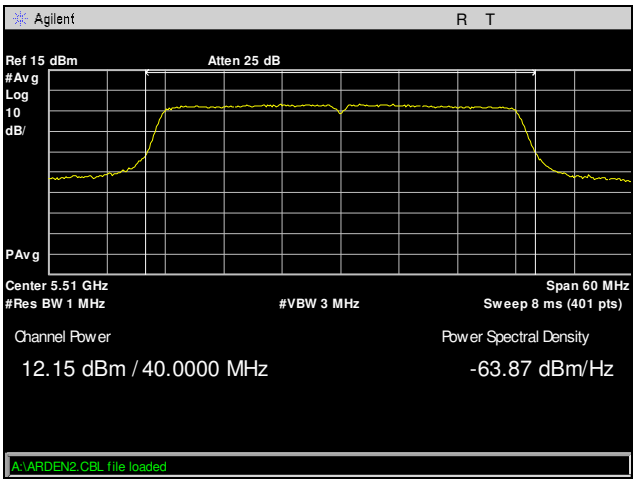


**Plot 369. Conducted Output Power, 802.11ac 40 MHz, 5510 MHz, Port 7, Radio 1, 8x8**

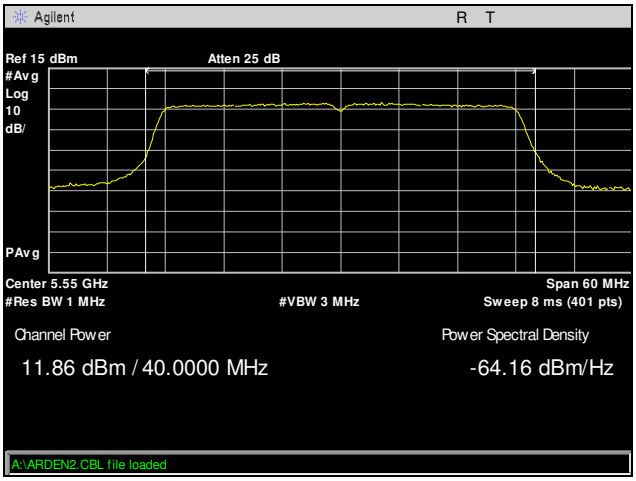


**Plot 370. Conducted Output Power, 802.11ac 40 MHz, 5550 MHz, Port 7, Radio 1, 8x8**

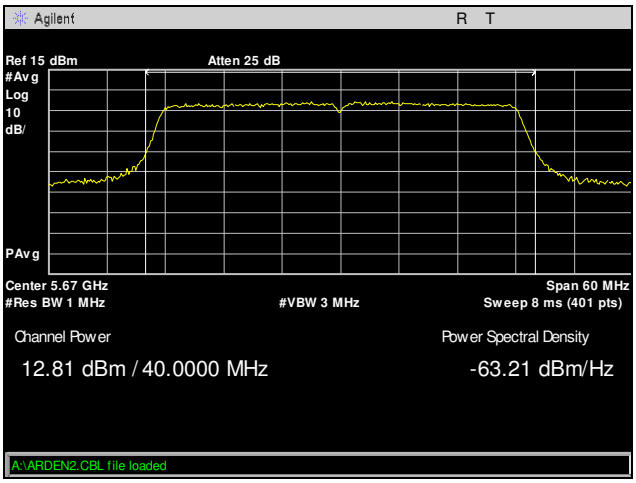


**Plot 371. Conducted Output Power, 802.11ac 40 MHz, 5670 MHz, Port 7, Radio 1, 8x8**

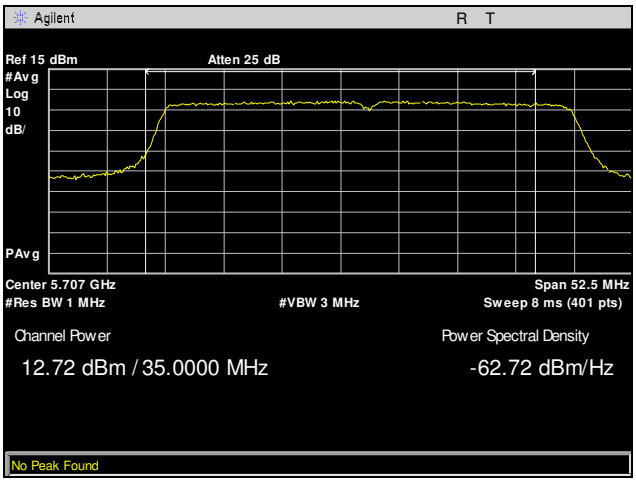


**Plot 372. Conducted Output Power, 802.11ac 40 MHz, 5710 MHz, Port 7, Radio 1, 8x8**

## Conducted Output Power, 802.11ac 40 MHz, Port 8, Radio 1, 8x8

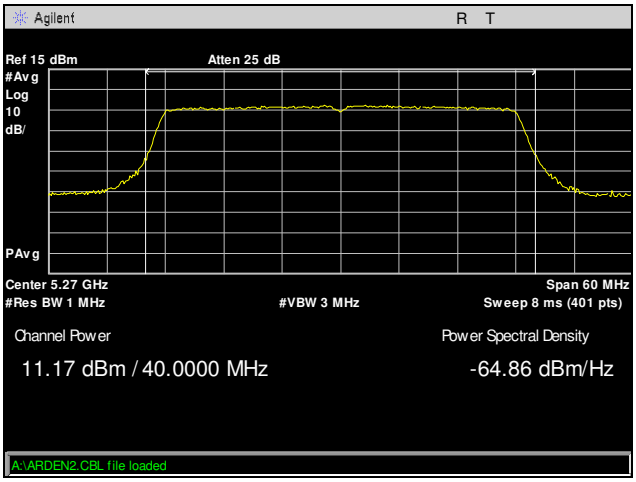


**Plot 373. Conducted Output Power, 802.11ac 40 MHz, 5270 MHz, Port 8, Radio 1, 8x8**

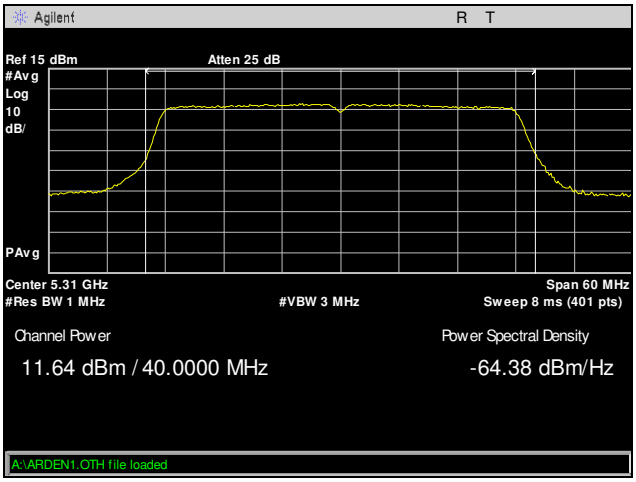


**Plot 374. Conducted Output Power, 802.11ac 40 MHz, 5310 MHz, Port 8, Radio 1, 8x8**

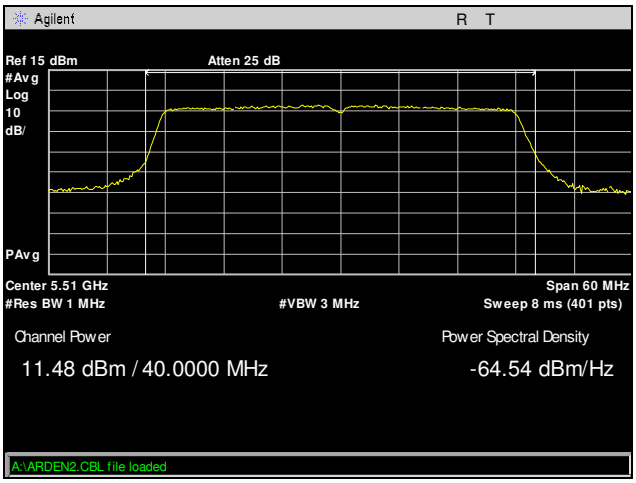


**Plot 375. Conducted Output Power, 802.11ac 40 MHz, 5510 MHz, Port 8, Radio 1, 8x8**

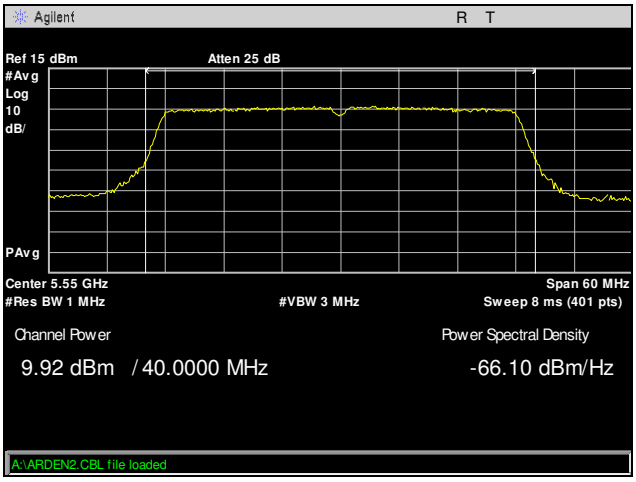


**Plot 376. Conducted Output Power, 802.11ac 40 MHz, 5550 MHz, Port 8, Radio 1, 8x8**

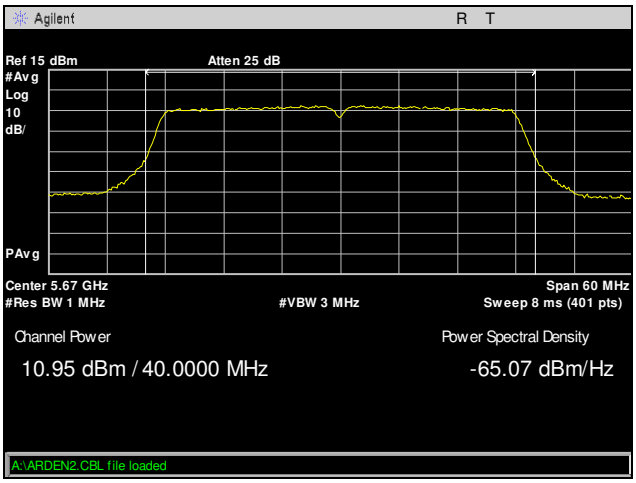


**Plot 377. Conducted Output Power, 802.11ac 40 MHz, 5670 MHz, Port 8, Radio 1, 8x8**

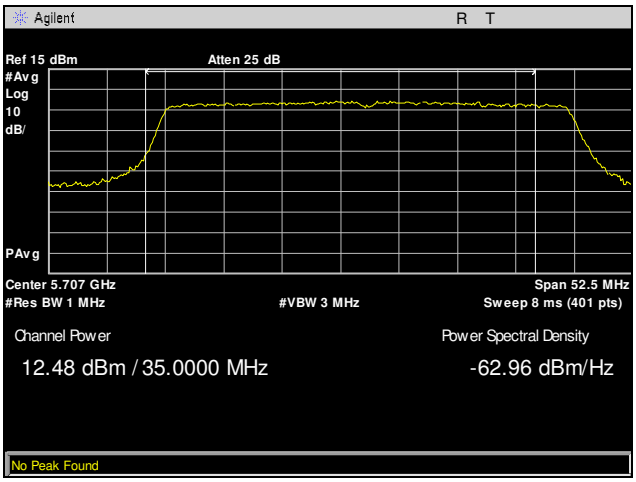


**Plot 378. Conducted Output Power, 802.11ac 40 MHz, 5710 MHz, Port 8, Radio 1, 8x8**

## Conducted Output Power, 802.11ac 80 MHz, Port 1, Radio 0, 8x8

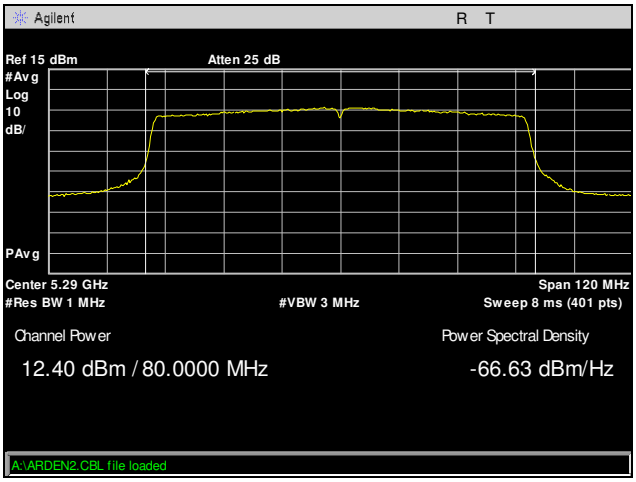


**Plot 379. Conducted Output Power, 802.11ac 80 MHz, 5290 MHz, Port 1, Radio 0, 8x8**

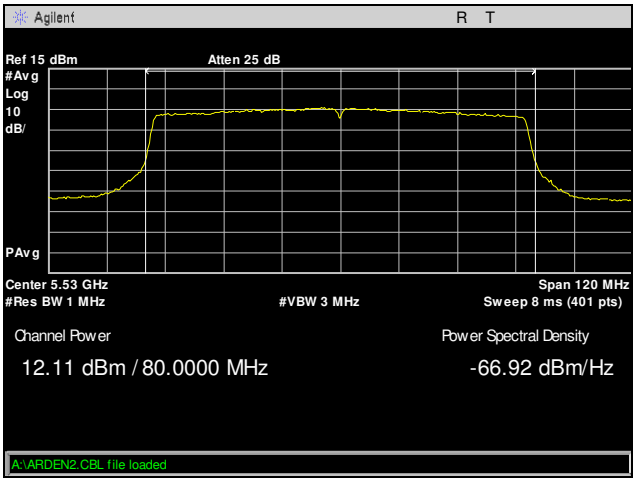


**Plot 380. Conducted Output Power, 802.11ac 80 MHz, 5530 MHz, Port 1, Radio 0, 8x8**

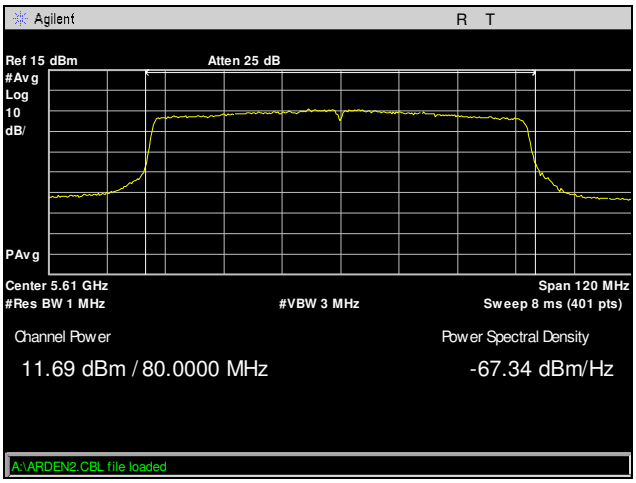


**Plot 381. Conducted Output Power, 802.11ac 80 MHz, 5610 MHz, Port 1, Radio 0, 8x8**

 © 2017, MET Laboratories, Inc. 

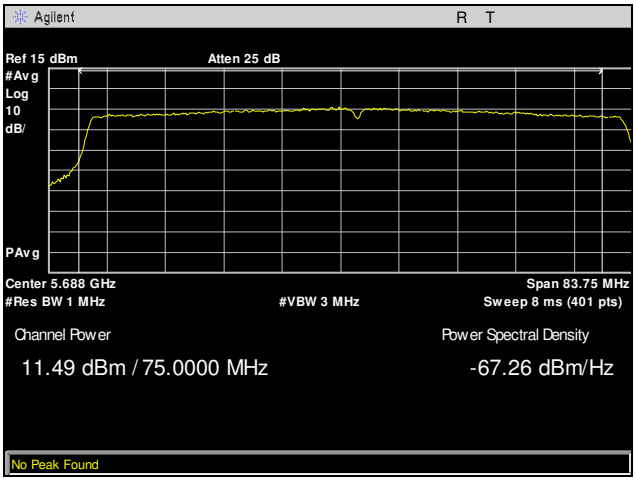


**Plot 382. Conducted Output Power, 802.11ac 80 MHz, 5690 MHz, Port 1, Radio 0, 8x8**

## Conducted Output Power, 802.11ac 80 MHz, Port 2, Radio 0, 8x8

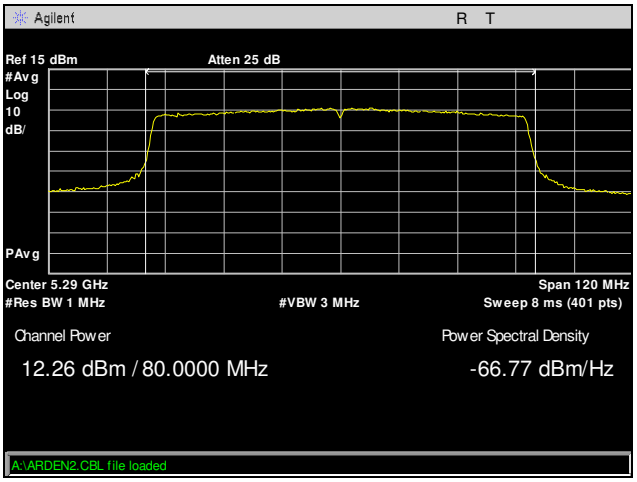


**Plot 383. Conducted Output Power, 802.11ac 80 MHz, 5290 MHz, Port 2, Radio 0, 8x8**

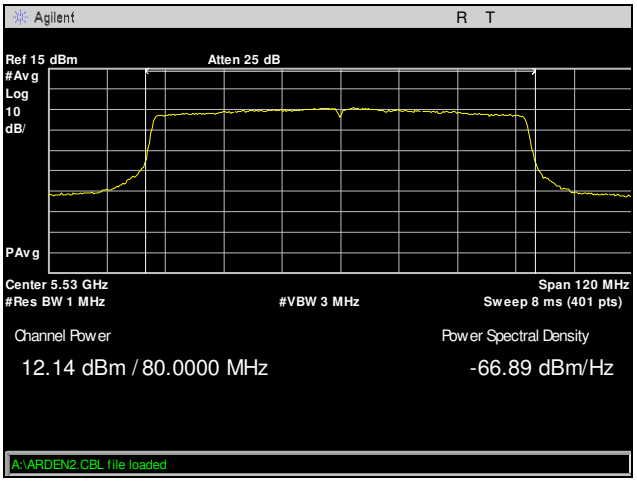


**Plot 384. Conducted Output Power, 802.11ac 80 MHz, 5530 MHz, Port 2, Radio 0, 8x8**

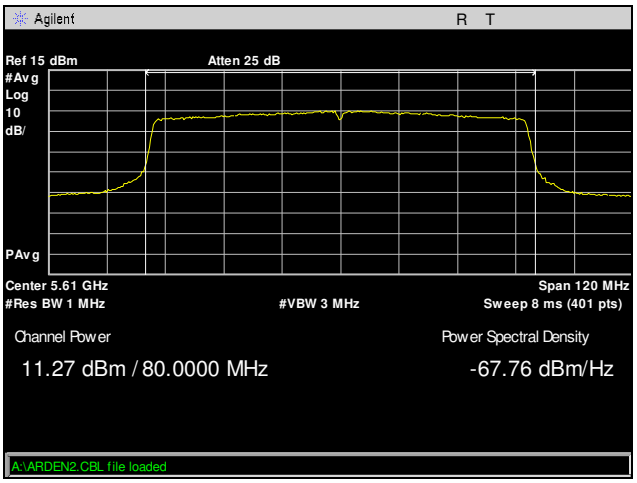


**Plot 385. Conducted Output Power, 802.11ac 80 MHz, 5610 MHz, Port 2, Radio 0, 8x8**

 © 2017, MET Laboratories, Inc. 

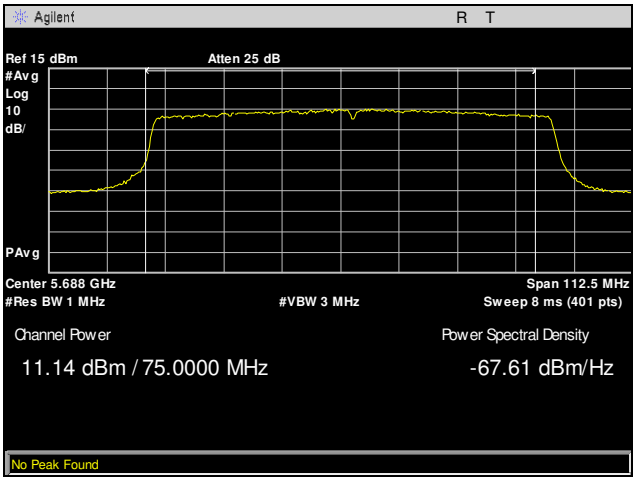


**Plot 386. Conducted Output Power, 802.11ac 80 MHz, 5690 MHz, Port 2, Radio 0, 8x8**

## Conducted Output Power, 802.11ac 80 MHz, Port 3, Radio 0, 8x8

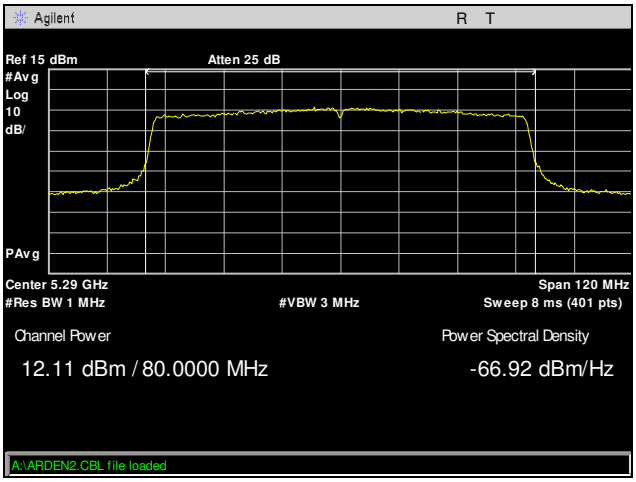


**Plot 387. Conducted Output Power, 802.11ac 80 MHz, 5290 MHz, Port 3, Radio 0, 8x8**

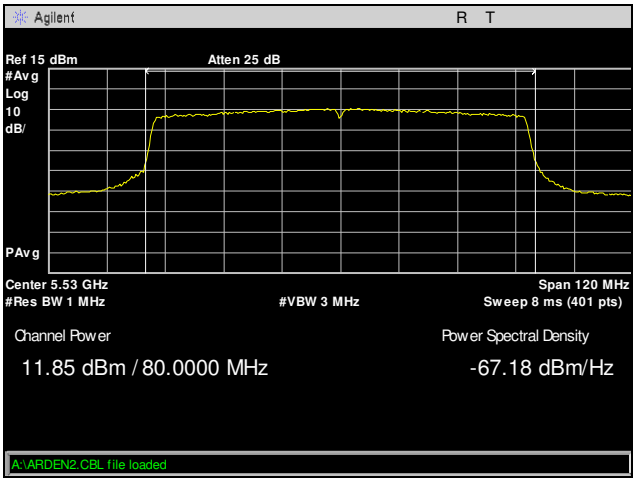


**Plot 388. Conducted Output Power, 802.11ac 80 MHz, 5530 MHz, Port 3, Radio 0, 8x8**

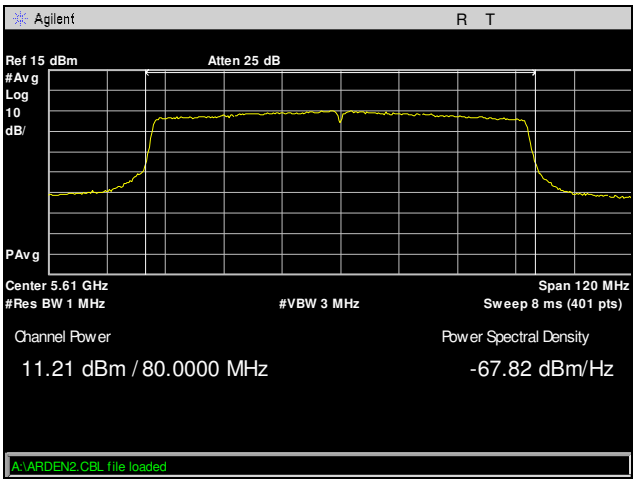


**Plot 389. Conducted Output Power, 802.11ac 80 MHz, 5610 MHz, Port 3, Radio 0, 8x8**

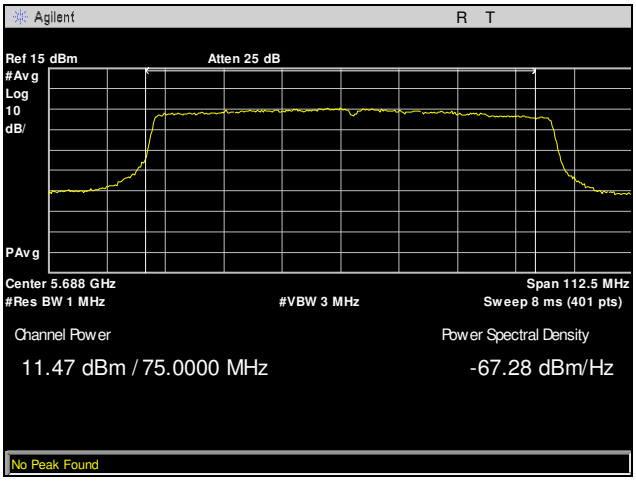


**Plot 390. Conducted Output Power, 802.11ac 80 MHz, 5690 MHz, Port 3, Radio 0, 8x8**

## Conducted Output Power, 802.11ac 80 MHz, Port 4, Radio 0, 8x8

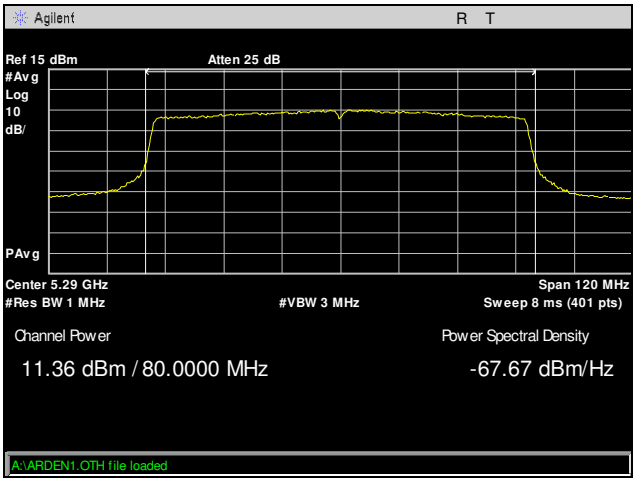


**Plot 391. Conducted Output Power, 802.11ac 80 MHz, 5290 MHz, Port 4, Radio 0, 8x8**

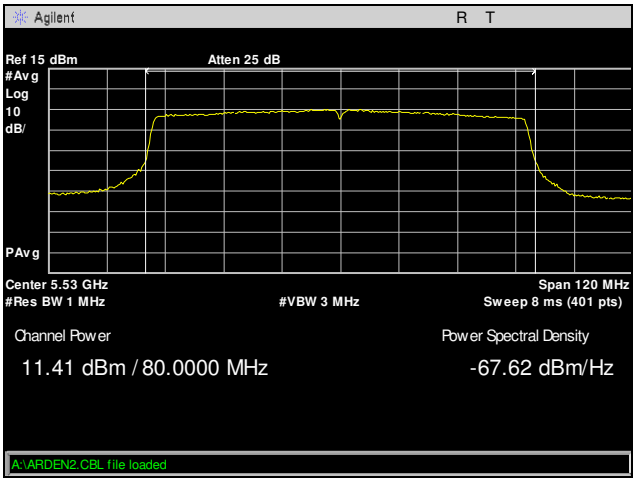


**Plot 392. Conducted Output Power, 802.11ac 80 MHz, 5530 MHz, Port 4, Radio 0, 8x8**

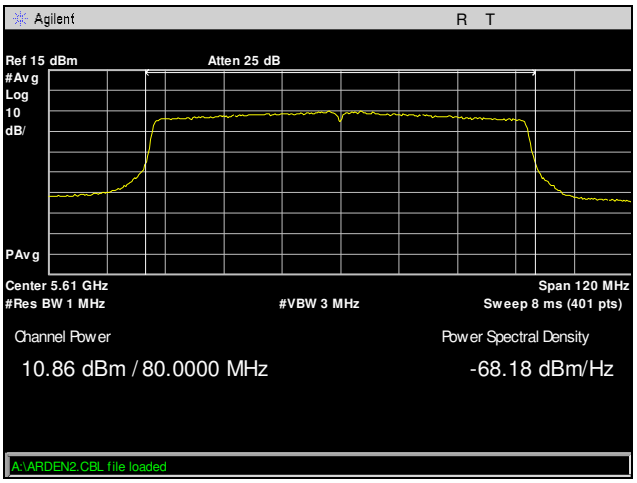


**Plot 393. Conducted Output Power, 802.11ac 80 MHz, 5610 MHz, Port 4, Radio 0, 8x8**

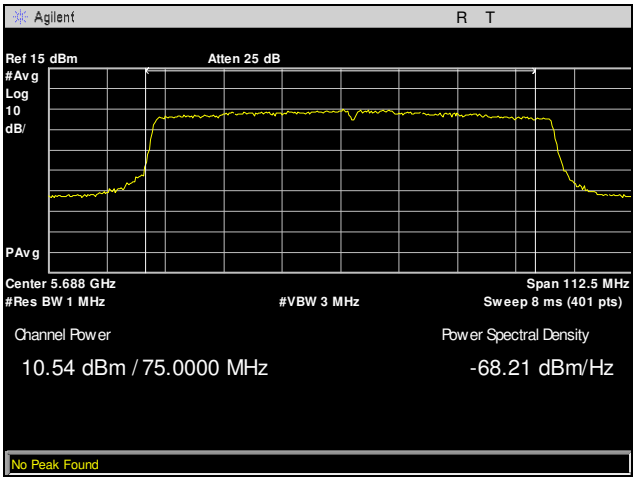


**Plot 394. Conducted Output Power, 802.11ac 80 MHz, 5690 MHz, Port 4, Radio 0, 8x8**

## Conducted Output Power, 802.11ac 80 MHz, Port 5, Radio 1, 8x8

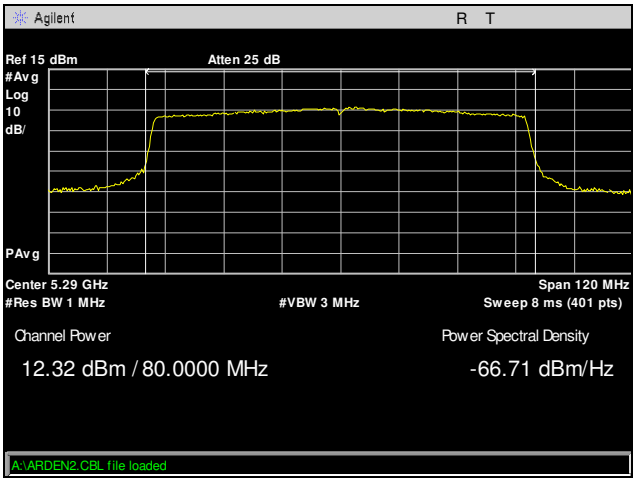


**Plot 395. Conducted Output Power, 802.11ac 80 MHz, 5290 MHz, Port 5, Radio 1, 8x8**

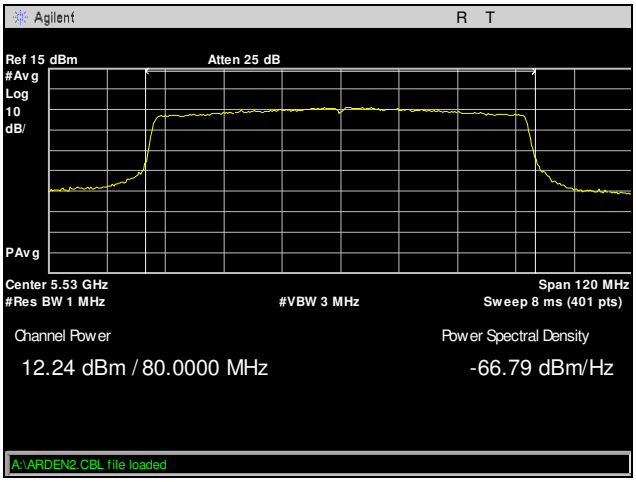


**Plot 396. Conducted Output Power, 802.11ac 80 MHz, 5530 MHz, Port 5, Radio 1, 8x8**

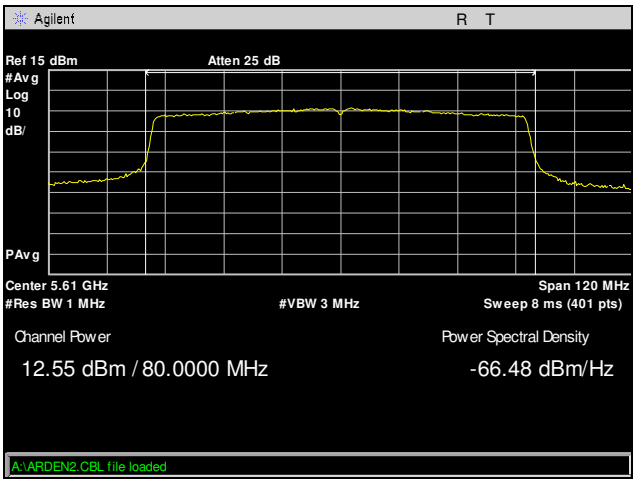


**Plot 397. Conducted Output Power, 802.11ac 80 MHz, 5610 MHz, Port 5, Radio 1, 8x8**

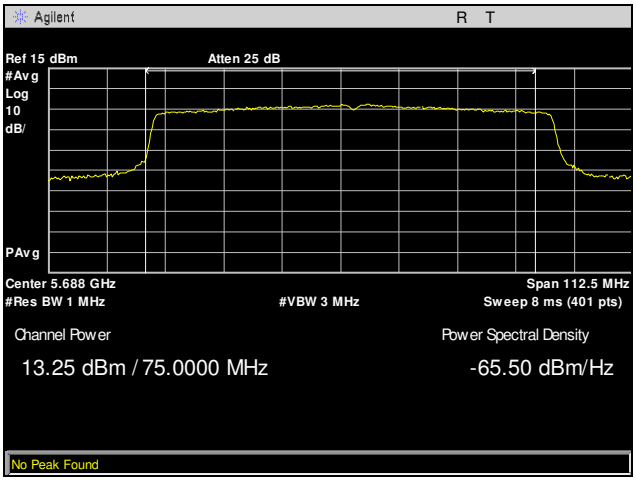


**Plot 398. Conducted Output Power, 802.11ac 80 MHz, 5690 MHz, Port 5, Radio 1, 8x8**

## Conducted Output Power, 802.11ac 80 MHz, Port 6, Radio 1, 8x8

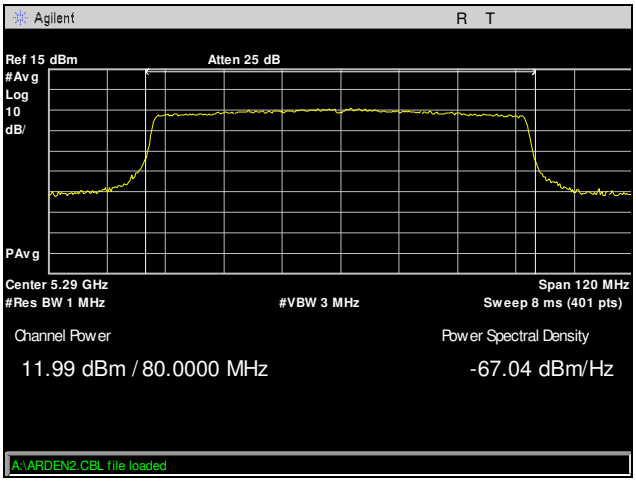


**Plot 399. Conducted Output Power, 802.11ac 80 MHz, 5290 MHz, Port 6, Radio 1, 8x8**

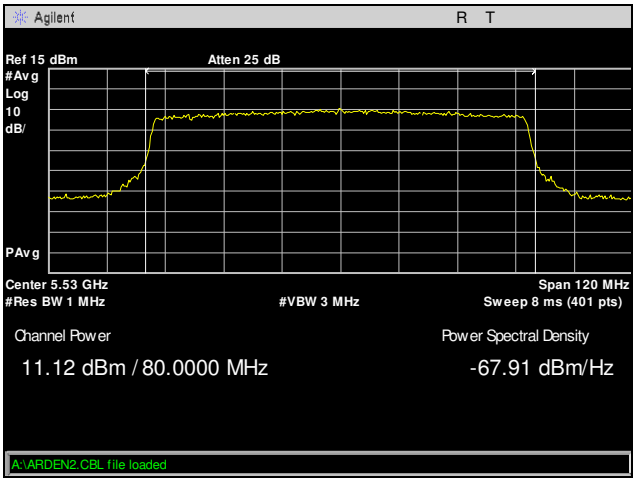


**Plot 400. Conducted Output Power, 802.11ac 80 MHz, 5530 MHz, Port 6, Radio 1, 8x8**

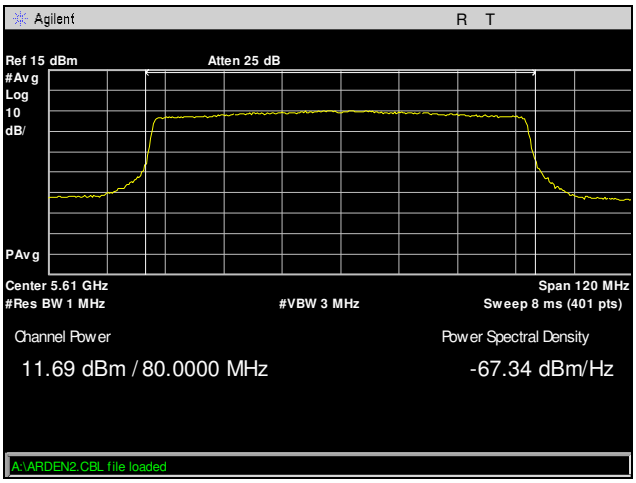


**Plot 401. Conducted Output Power, 802.11ac 80 MHz, 5610 MHz, Port 6, Radio 1, 8x8**

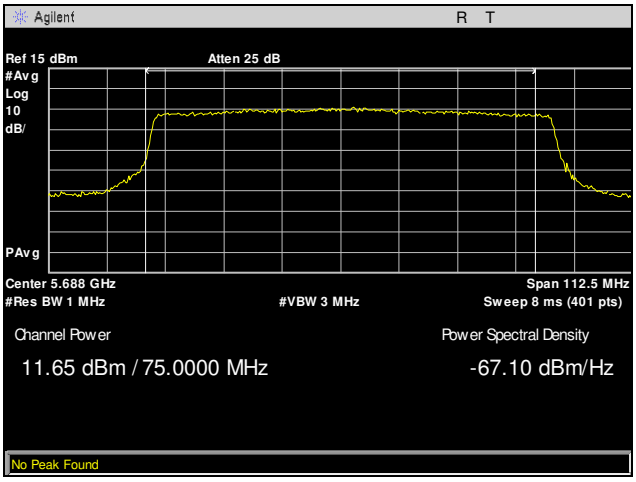


**Plot 402. Conducted Output Power, 802.11ac 80 MHz, 5690 MHz, Port 6, Radio 1, 8x8**

## Conducted Output Power, 802.11ac 80 MHz, Port 7, Radio 1, 8x8

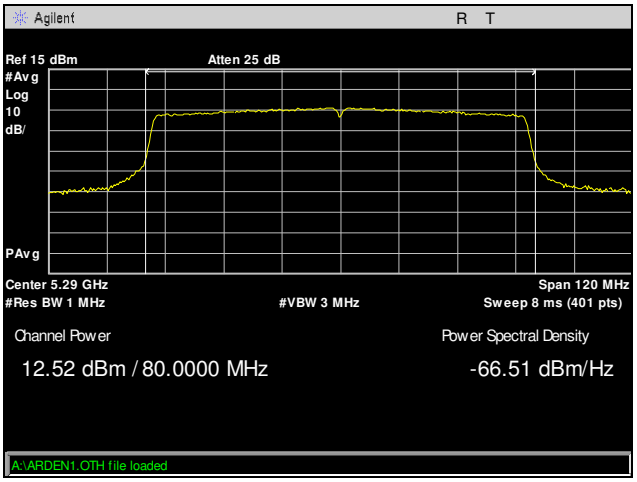


**Plot 403. Conducted Output Power, 802.11ac 80 MHz, 5290 MHz, Port 7, Radio 1, 8x8**

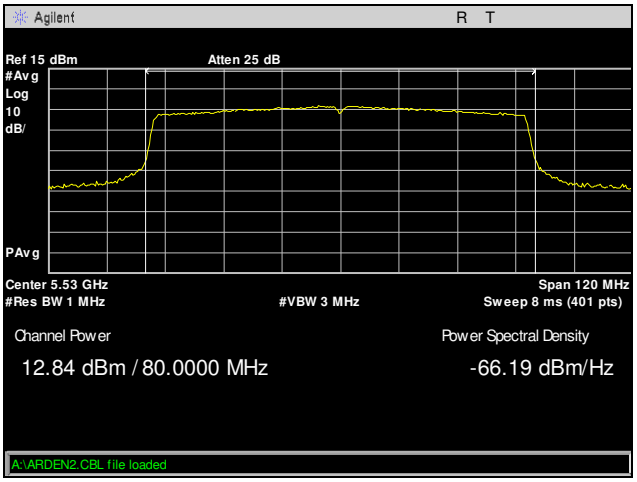


**Plot 404. Conducted Output Power, 802.11ac 80 MHz, 5530 MHz, Port 7, Radio 1, 8x8**

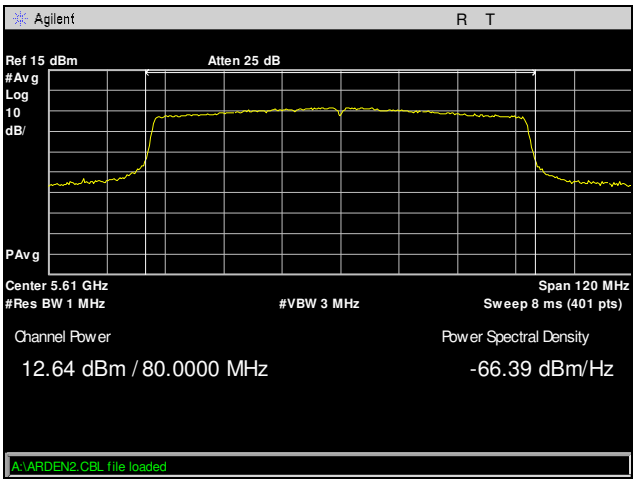


**Plot 405. Conducted Output Power, 802.11ac 80 MHz, 5610 MHz, Port 7, Radio 1, 8x8**

 © 2017, MET Laboratories, Inc. 

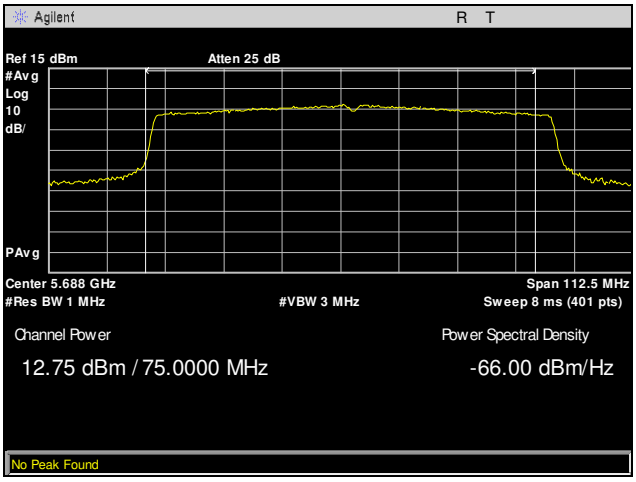


**Plot 406. Conducted Output Power, 802.11ac 80 MHz, 5690 MHz, Port 7, Radio 1, 8x8**

## Conducted Output Power, 802.11ac 80 MHz, Port 8, Radio 1, 8x8

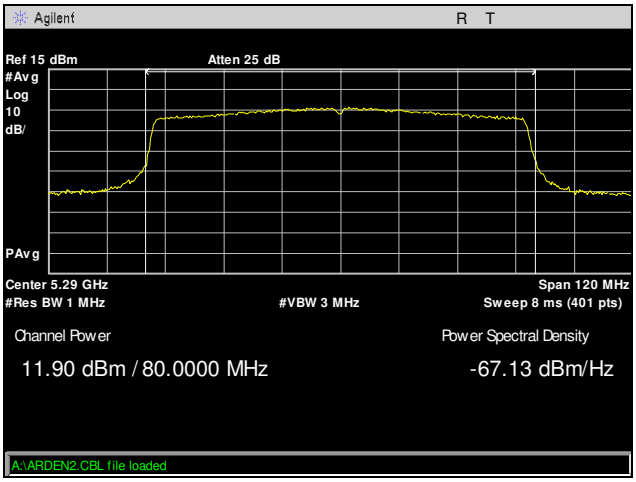


**Plot 407. Conducted Output Power, 802.11ac 80 MHz, 5290 MHz, Port 8, Radio 1, 8x8**

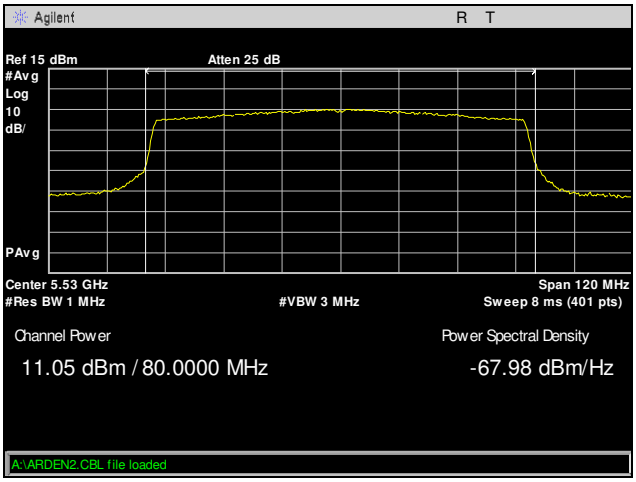


**Plot 408. Conducted Output Power, 802.11ac 80 MHz, 5530 MHz, Port 8, Radio 1, 8x8**

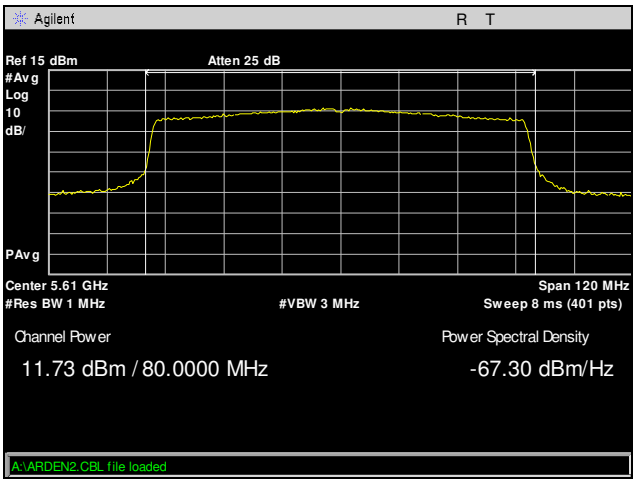


**Plot 409. Conducted Output Power, 802.11ac 80 MHz, 5610 MHz, Port 8, Radio 1, 8x8**

 © 2017, MET Laboratories, Inc. 

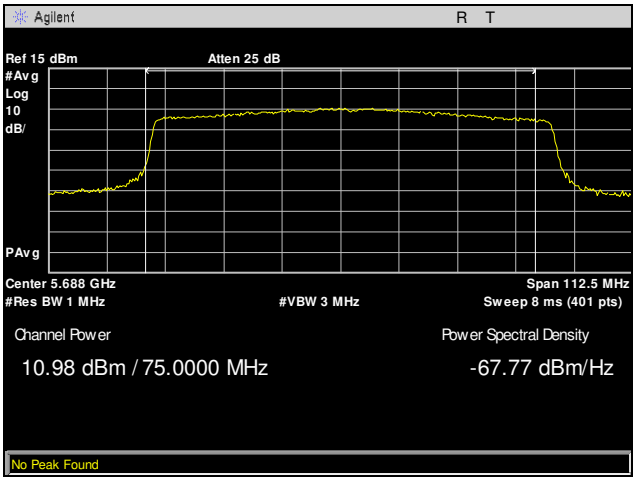


**Plot 410. Conducted Output Power, 802.11ac 80 MHz, 5690 MHz, Port 8, Radio 1, 8x8**

## Conducted Output Power, 802.11ac 160 MHz, Port 1, Radio 0, 8x8

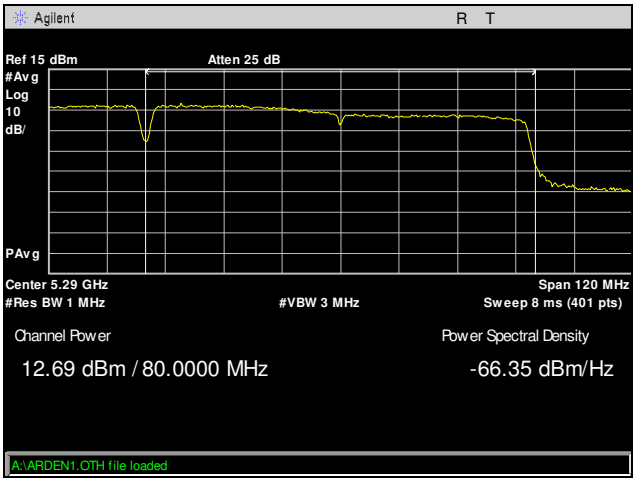


**Plot 411. Conducted Output Power, 802.11ac 160 MHz, 5250 MHz, Port 1, Radio 0, 8x8**

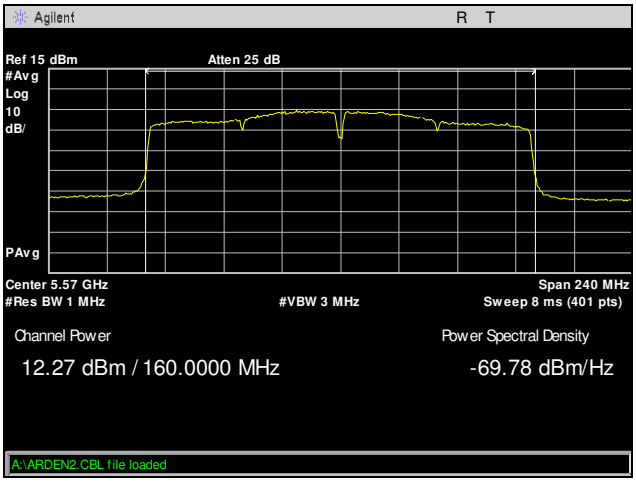


**Plot 412. Conducted Output Power, 802.11ac 160 MHz, 5570 MHz, Port 1, Radio 0, 8x8**

 © 2017, MET Laboratories, Inc. 

## Conducted Output Power, 802.11ac 160 MHz, Port 2, Radio 0, 8x8

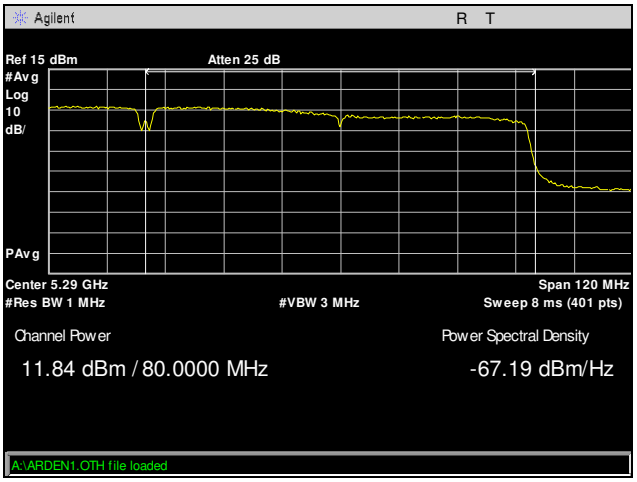


**Plot 413. Conducted Output Power, 802.11ac 160 MHz, 5250 MHz, Port 2, Radio 0, 8x8**

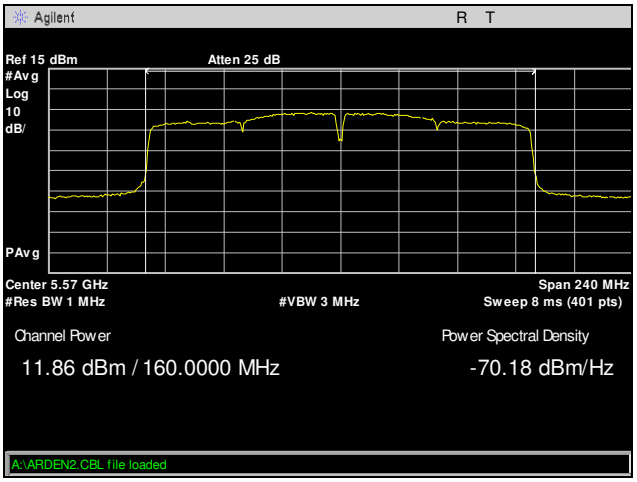


**Plot 414. Conducted Output Power, 802.11ac 160 MHz, 5570 MHz, Port 2, Radio 0, 8x8**

## Conducted Output Power, 802.11ac 160 MHz, Port 3, Radio 0, 8x8

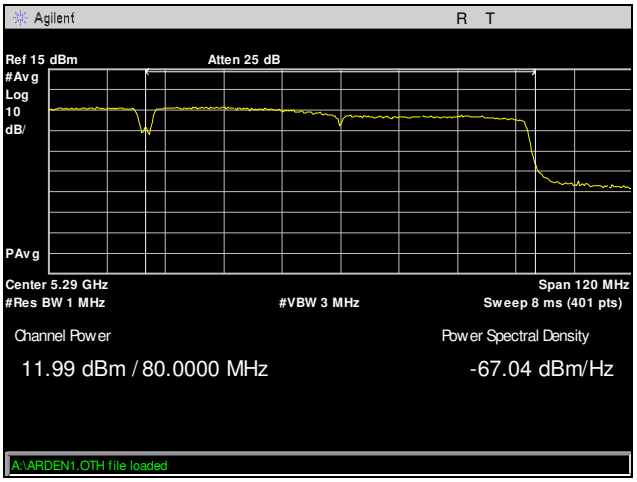


**Plot 415. Conducted Output Power, 802.11ac 160 MHz, 5250 MHz, Port 3, Radio 0, 8x8**

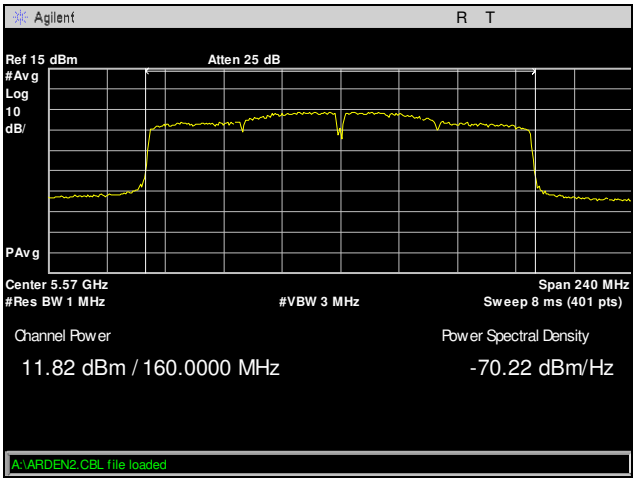


**Plot 416. Conducted Output Power, 802.11ac 160 MHz, 5570 MHz, Port 3, Radio 0, 8x8**

## Conducted Output Power, 802.11ac 160 MHz, Port 4, Radio 0, 8x8

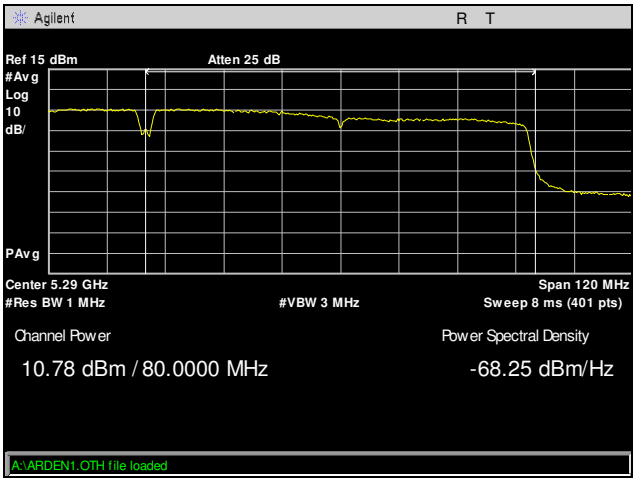


**Plot 417. Conducted Output Power, 802.11ac 160 MHz, 5250 MHz, Port 4, Radio 0, 8x8**

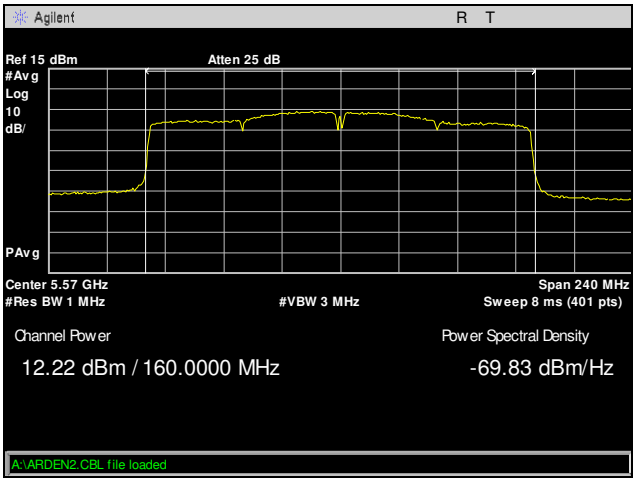


**Plot 418. Conducted Output Power, 802.11ac 160 MHz, 5570 MHz, Port 4, Radio 0, 8x8**

## Conducted Output Power, 802.11ac 160 MHz, Port 5, Radio 1, 8x8

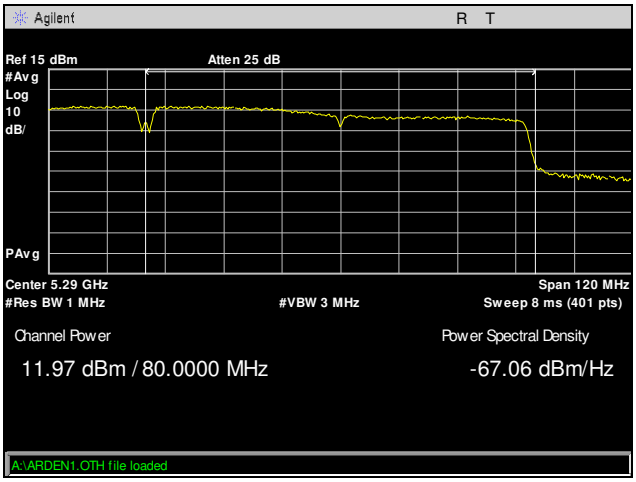


**Plot 419. Conducted Output Power, 802.11ac 160 MHz, 5250 MHz, Port 5, Radio 1, 8x8**

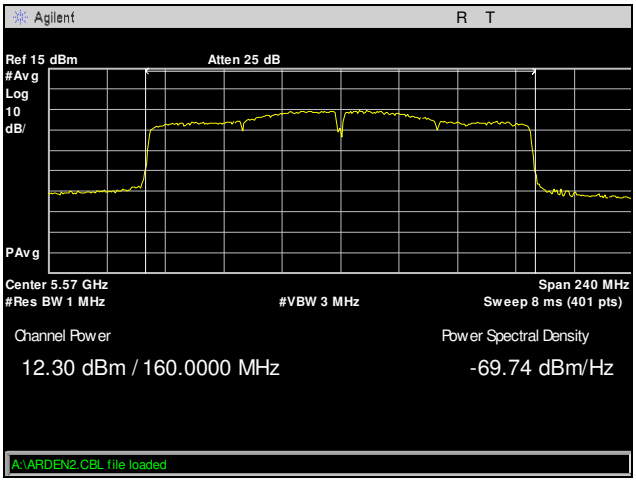


**Plot 420. Conducted Output Power, 802.11ac 160 MHz, 5570 MHz, Port 5, Radio 1, 8x8**