# FCC DFS Test Report

| | |
|---|---|
| **FCC ID** | **: UIDTG6442** |
| **Equipment** | **: Telephone Gateway** |
| **Brand Name** | **: ARRIS** |
| **Model Name** | **: TG6442; TG6441** |
| **Applicant** | **: ARRIS**<br>**3871 Lakefield Drive, Suite 300, Suwanee, GA 30024** |
| **Manufacturer** | **: ARRIS**<br>**3871 Lakefield Drive, Suite 300, Suwanee, GA 30024** |
| **Standard** | **: 47 CFR FCC Part 15.407** |

**The product was received on Nov. 02, 2020, and testing was started from Jun. 19, 2021 and completed on Jun. 23, 2021. We, SPORTON INTERNATIONAL INC. Hsinhua Laboratory, would like to declare that the tested sample has been evaluated in accordance with the procedures given in KDB 905462 D02 UNII DFS Compliance Procedures New Rules v02 and shown compliance with the applicable technical standards.**

**The test results in this report apply exclusively to the tested model / sample. Without written approval of SPORTON INTERNATIONAL INC. Hsinhua Laboratory, the test report shall not be reproduced except in full.**

**Approved by: Allen Lin**

***SPORTON INTERNATIONAL INC. Hsinhua Laboratory***

*No.52, Huaya 1st Rd., Guishan Dist., Taoyuan City 333411, Taiwan (R.O.C.)*

# Table of Contents

**HISTORY OF THIS TEST REPORT** ..... **3**

**SUMMARY OF TEST RESULT** ..... **4**

**1 GENERAL DESCRIPTION** ..... **5**

1.1 Information ..... 5
1.2 Testing Applied Standards ..... 10
1.3 Testing Location Information ..... 10

**2 TEST CONFIGURATION OF EUT** ..... **11**

2.1 Test Channel Frequencies Configuration ..... 11
2.2 The Worst Case Measurement Configuration ..... 11
2.3 Accessories ..... 11
2.4 Support Equipment ..... 11

**3 DYNAMIC FREQUENCY SELECTION (DFS) TEST RESULT** ..... **12**

3.1 General DFS Information ..... 12
3.2 Radar Test Waveform Calibration ..... 15
3.3 UNII Detection Bandwidth ..... 25
3.4 Channel Availability Check (CAC) ..... 30
3.5 In-service Monitoring ..... 34
3.6 Statistical Performance Check ..... 38

**4 TEST EQUIPMENT AND CALIBRATION DATA** ..... **173**

**5 MEASUREMENT UNCERTAINTY** ..... **174**

**Appendix A. Test Photos**

**Photographs of EUT V01**

# History of this test report

| Report No. | Version | Description | Issued Date |
|---|---|---|---|
| FZ0O1610-01 | 01 | Initial issue of report | Nov. 22, 2021 |
| | | | |
| | | | |
| | | | |
| | | | |
| | | | |
| | | | |
| | | | |
| | | | |
| | | | |
| | | | |
| | | | |
| | | | |
| | | | |
| | | | |
| | | | |
| | | | |
| | | | |
| | | | |
| | | | |

# Summary of Test Result

| Report Clause | Ref. Std. Clause | Test Items | Result (PASS/FAIL) | Remark |
|---|---|---|---|---|
| 3.3 | KDB 905462 7.8.1 | DFS: UNII Detection Bandwidth Measurement | PASS | 100% of the 99% BW |
| 3.4 | KDB 905462 7.8.2.1 | DFS: Initial Channel Availability Check Time | PASS | CAC ≥ 60 sec |
| 3.4 | KDB 905462 7.8.2.2 | DFS: Radar Burst at the Beginning of the Channel Availability Check Time | PASS | Detection Threshold: -63 dBm |
| 3.4 | KDB 905462 7.8.2.3 | DFS: Radar Burst at the End of the Channel Availability Check Time | PASS | Detection Threshold: -63 dBm |
| 3.5 | KDB 905462 7.8.3 | DFS: In-Service Monitoring for Channel Move Time (CMT) | PASS | CMT ≤ 10sec |
| 3.5 | KDB 905462 7.8.3 | DFS: In-Service Monitoring for Channel Closing Transmission Time (CCTT) | PASS | CCTT ≤ 60 ms starting at CMT 200ms |
| 3.5 | KDB 905462 7.8.3 | DFS: In-Service Monitoring for Non-Occupancy Period (NOP) | PASS | NOP ≥ 30 min |
| 3.6 | KDB 905462 7.8.4 | DFS: Statistical Performance Check | PASS | Table 5 - 7 (KDB 905462) |
| 3.1.4 | KDB 905462 8.1 | User Access Restrictions | PASS | DFS controls |

| **Declaration of Conformity:** |
|---|
| The test results with all measurement uncertainty excluded are presented in accordance with the regulation limits or requirements declared by manufacturers. |
| **Comments and explanations:** |
| None. |

**Reviewed by: Ben Tseng**

**Report Producer: Amber Chiu**

# 1 General Description

## 1.1 Information

### 1.1.1 RF General Information

| Specification Items | Description | | | |
|---|---|---|---|---|
| **Product Type** | WLAN (4TX, 4RX) | | | |
| **Radio Type** | Intentional Transceiver | | | |
| **Power Type** | From power adapter | | | |
| **Modulation** | IEEE 802.11a: OFDM (BPSK / QPSK / 16QAM / 64QAM)<br>IEEE 802.11n/ac/ax: see the below table | | | |
| **Data Rate (Mbps)** | IEEE 802.11a: OFDM (6/9/12/18/24/36/48/54)<br>IEEE 802.11n/ac/ax: see the below table | | | |
| **Channel Bandwidth** | 20/40/80/160 MHz operating channel bandwidth | | | |
| **Operating Mode** | ☒ | Master | | |
| | ☐ | Client with radar detection | | |
| | ☐ | Client without radar detection | | |
| **Communication Mode** | ☒ | IP Based (Load Based) | ☐ | Frame Based |
| **TPC Function** | ☒ | With TPC | ☐ | Without TPC |
| **Weather Band (5600~5650MHz)** | ☒ | With 5600~5650MHz | ☐ | Without 5600~5650MHz |
| **Power-on cycle** | 160MHz: Requires 116.6 seconds to complete its power-on cycle. | | | |
| **Software / Firmware Version** | 1.4.X.EURO.NCS | | | |
| Note: EUT employ a TPC mechanism and TPC have the capability to operate at least 6 dB below highest RF output power. | | | | |

**Antenna & Bandwidth**

| Antenna | Four(TX) | | | |
|---|---|---|---|---|
| Band width Mode | 20 MHz | 40 MHz | 80 MHz | 160 MHz |
| IEEE 802.11a | V | X | X | X |
| IEEE 802.11n | V | V | X | X |
| IEEE 802.11ac | V | V | V | V |
| IEEE 802.11ax | V | V | V | V |

**IEEE 11n/ac/ax Spec.**

| Protocol | Number of Transmit Chains (NTX) | Data Rate / MCS |
|---|---|---|
| 802.11n (HT20) | 4 | MCS 0-31 |
| 802.11n (HT40) | 4 | MCS 0-31 |
| 802.11ac (VHT20) | 4 | MCS 0-8/Nss1-4 |
| 802.11ac (VHT40) | 4 | MCS 0-9/Nss1-4 |
| 802.11ac (VHT80) | 4 | MCS 0-9/Nss1-4 |
| 802.11ac (VHT160) | 4 | MCS 0-9/Nss1-4 |
| 802.11ax (HEW20) | 4 | MCS 0-9/Nss1-4 |
| 802.11 ax (HEW40) | 4 | MCS 0-9/Nss1-4 |
| 802.11 ax (HEW80) | 4 | MCS 0-9/Nss1-4 |
| 802.11 ax (HEW160) | 4 | MCS 0-9/Nss1-4 |

Note 1: IEEE Std. 802.11n modulation consists of HT20 and HT40 (HT: High Throughput). Then EUT support HT20 and HT40.
Note 2: HT20 and HT40 use a combination of OFDM-BPSK, QPSK, 16QAM, 64QAM modulation.
Note 3: IEEE Std. 802.11ac modulation consists of VHT20, VHT40, VHT80 and VHT160 (VHT: Very High Throughput). Then EUT support VHT20, VHT40, VHT80 and VHT160.
Note 4: VHT20, VHT40, VHT80 and VHT160 use a combination of OFDM-BPSK, QPSK, 16QAM, 64QAM, 256QAM modulation.
Note 5: HEW20, HEW40, HEW80 and HEW160 use a combination of OFDM-BPSK, QPSK, 16QAM, 64QAM, 256QAM modulation.
Note 6: Modulation modes consist of below configuration:
11a: IEEE 802.11a, HT20/HT40: IEEE 802.11n, VHT20/VHT40/VHT80/VHT160: IEEE 802.11ac, HEW20/HEW40/HEW80/HEW160: IEEE 802.11ax.

### 1.1.2 Antenna Information

| Ant. | Port | Brand | Model Name | Antenna Type | Connector |
|---|---|---|---|---|---|
| 1 | 4 | Galtronics | 02036140-07247C1 | PIFA | Murata |
| 2 | 3 | Galtronics | 02036140-07247E1 | PIFA | Murata |
| 3 | 2 | Galtronics | 02036140-07247C2 | PIFA | Murata |
| 4 | 1 | Galtronics | 02036140-07247B1 | PIFA | Murata |

| Frequency (MHz) | BW (MHz) | 5G Directional Gain (dBi) | |
|---|---|---|---|
| | | 4TX 1Stream (Correlated) | 4TX 4Streams (Uncorrelated) |
| 5180 | 20 | 6.52 | 0.5 |
| 5200 | 20 | 6.52 | 0.5 |
| 5240 | 20 | 6.52 | 0.5 |
| 5260 | 20 | 6.52 | 0.5 |
| 5300 | 20 | 6.52 | 0.5 |
| 5320 | 20 | 6.52 | 0.5 |
| 5500 | 20 | 6.32 | 0.3 |
| 5580 | 20 | 6.32 | 0.3 |
| 5700 | 20 | 6.32 | 0.3 |
| 5720 | 20 | 6.32 | 0.3 |
| 5745 | 20 | 6.42 | 0.4 |
| 5785 | 20 | 6.42 | 0.4 |
| 5825 | 20 | 6.42 | 0.4 |
| 5190 | 40 | 6.52 | 0.5 |
| 5230 | 40 | 6.52 | 0.5 |
| 5270 | 40 | 6.52 | 0.5 |
| 5310 | 40 | 6.52 | 0.5 |
| 5510 | 40 | 6.32 | 0.3 |
| 5550 | 40 | 6.32 | 0.3 |
| 5670 | 40 | 6.32 | 0.3 |
| 5710 | 40 | 6.32 | 0.3 |
| 5755 | 40 | 6.42 | 0.4 |
| 5795 | 40 | 6.42 | 0.4 |
| 5210 | 80 | 6.52 | 0.5 |
| 5290 | 80 | 6.52 | 0.5 |

| Frequency (MHz) | BW (MHz) | 5G Directional Gain (dBi) | |
|---|---|---|---|
| | | 4TX 1Stream (Correlated) | 4TX 4Streams (Uncorrelated) |
| 5530 | 80 | 6.32 | 0.3 |
| 5610 | 80 | 6.32 | 0.3 |
| 5690 | 80 | 6.32 | 0.3 |
| 5775 | 80 | 6.42 | 0.4 |
| 5250 | 160 | 6.52 | 0.5 |
| 5570 | 160 | 6.42 | 0.4 |

**For 5GHz function:**

For IEEE 802.11 a/n/ac/ax mode (4TX/4RX)

Ant. 1 (port 4), Ant. 2 (port 3), Ant. 3 (port 2) and Ant. 4 (port 1) could transmit/receive simultaneously.

### 1.1.3 DFS Band Carrier Frequencies

There are four bandwidth systems.

For 20MHz bandwidth systems, use Channel 52, 56, 60, 64, 100, 104, 108, 112, 116, 120, 124, 128, 132, 136, 140, 144.

For 40MHz bandwidth systems, use Channel 54, 62, 102, 110, 118, 126, 134, 142.

For 80MHz bandwidth systems, use Channel 58, 106, 122, 138.

For 160MHz bandwidth systems, use Channel 50, 114

| Frequency Band | Channel No. | Frequency | Channel No. | Frequency |
|---|---|---|---|---|
| 5250~5350 MHz U-NII-2A | 50 | 5250 MHz | 58 | 5290 MHz |
| | 52 | 5260 MHz | 60 | 5300 MHz |
| | 54 | 5270 MHz | 62 | 5310 MHz |
| | 56 | 5280 MHz | 64 | 5320 MHz |
| 5470~5725 MHz U-NII-2C | 100 | 5500 MHz | 122 | 5610 MHz |
| | 102 | 5510 MHz | 124 | 5620 MHz |
| | 104 | 5520 MHz | 126 | 5630 MHz |
| | 106 | 5530 MHz | 128 | 5640 MHz |
| | 108 | 5540 MHz | 132 | 5660 MHz |
| | 110 | 5550 MHz | 134 | 5670 MHz |
| | 112 | 5560 MHz | 136 | 5680 MHz |
| | 114 | 5570 MHz | 138 | 5690 MHz |
| | 116 | 5580 MHz | 140 | 5700 MHz |
| | 118 | 5590 MHz | 142 | 5710 MHz |
| | 120 | 5600 MHz | 144 | 5720 MHz |

### 1.1.4 Table for Multiple Listing

| Sample | Model | Phone Jack |
|---|---|---|
| 1 | TG6442 | 2 |
| 2 | TG6441 | 1 |

Note: Sample 1 configuration was measured during the test.

## 1.2 Testing Applied Standards

According to the specifications of the manufacturer, the EUT must comply with the requirements of the following standards:

- KDB 905462 D02 UNII DFS Compliance Procedures New Rules v02

## 1.3 Testing Location Information

| **Test Lab.：Sporton International Inc. Hsinhua Laboratory** | | | | |
|---|---|---|---|---|
| ☒ Hsinhua | **ADD:** No.52, Huaya 1st Rd., Guishan Dist., Taoyuan City 333411, Taiwan (R.O.C.) | | | |
| **(TAF:** 3785**)** | **TEL:** 886-3-327-3456 | | **FAX:** 886-3-327-0973 | |
| Test site Designation No. TW3785 with FCC. | | | | |
| **Test Condition** | **Test Site No.** | **Test Engineer** | **Test Environment** | **Test Date** |
| DFS | DFS01-HY | Peng Huang | 26.1~26.6°C / 52~61% | 19/Jun/2021~23/Jun/2021 |

# 2 Test Configuration of EUT

## 2.1 Test Channel Frequencies Configuration

| Test Channel Frequencies Configuration | |
|---|---|
| **IEEE Std.** | **Test Channel Freq. (MHz)** |
| 802.11ax (HEW20) | 5500 MHz |
| 802.11ax (HEW40) | 5510 MHz |
| 802.11ax (HEW80) | 5530 MHz |
| 802.11ax (HEW160) | 5570 MHz |

## 2.2 The Worst Case Measurement Configuration

| The Worst Case Mode for Following Conformance Tests | |
|---|---|
| **Tests Item** | Dynamic Frequency Selection (DFS) |
| **Test Condition** | Radiated measurement<br>The EUT shall be configured to operate at the highest transmitter output power setting. If more than one antenna assembly is intended for this power setting, the gain of the antenna assembly with the lowest gain shall be used. The DFS radar test signals have been aligned to the direction corresponding to the EUT's maximum antenna gain. |
| **Modulation Mode** | 802.11ax (HEW20), 802.11ax (HEW40), 802.11ax (HEW80), 802.11ax (HEW160) |

## 2.3 Accessories

| Accessories | | | | |
|---|---|---|---|---|
| AC Adapter | Brand Name | NetBit | Model Name | NBS42D120350VU |
| | Power Rating | I/P: 100- 240Vac,1 A, O/P:12 Vdc, 3.5 A | | |
| | Power Cord | 1.8 meter, non-shielded cable, w/o ferrite core | | |

Reminder: Regarding to more detail and other information, please refer to user manual.

## 2.4 Support Equipment

| Support Equipment – Radiated | | | | | |
|---|---|---|---|---|---|
| **No.** | **Equipment** | **Brand Name** | **Model Name** | **FCC ID** | **Remark** |
| 1 | Client(Slave) | DELL | Latitude E5550 | PD9AX200NG | - |
| 2 | Notebook | DELL | Latitude E5540 | - | - |
| 3 | Fixture | - | - | - | Note 1 |

Note 1: Provided by Customer.

# 3 Dynamic Frequency Selection (DFS) Test Result

## 3.1 General DFS Information

### 3.1.1 DFS Parameters

| Table D.1: DFS requirement values | |
|---|---|
| **Parameter** | **Value** |
| Non-occupancy period | Minimum 30 minutes |
| Channel Availability Check Time | 60 seconds |
| Channel Move Time | 10 seconds (Note 1). |
| Channel Closing Transmission Time | 200 milliseconds + an aggregate of 60 milliseconds over remaining 10 second periods. (Notes 1 and 2). |
| U-NII Detection Bandwidth | Minimum 100% of the 99% power bandwidth (Note 3). |
| Note 1: Channel Move Time and the Channel Closing Transmission Time should be performed with Radar Type 0. The measurement timing begins at the end of the Radar Type 0 burst.<br>Note 2: The Channel Closing Transmission Time is comprised of 200 milliseconds starting at the beginning of the Channel Move Time plus any additional intermittent control signals required to facilitate Channel changes (an aggregate of 60 milliseconds) during the remainder of the 10 second period. The aggregate duration of control signals will not count quiet periods in between transmissions.<br>Note 3: During the U-NII Detection Bandwidth detection test, radar type 0 is used and for each frequency step the minimum percentage of detection is 90%. Measurements are performed with no data traffic. | |

| Table D.2: Interference threshold values | |
|---|---|
| **Maximum Transmit Power** | **Value (see note)** |
| EIRP ≥ 200 mW | -64 dBm |
| EIRP < 200 mW and PSD < 10dBm/MHz | -62 dBm |
| EIRP < 200 mW and PSD ≥ 10dBm/MHz | -64 dBm |
| Note 1: This is the level at the input of the receiver assuming a 0 dBi receive antenna.<br>Note 2: Throughout these test procedures an additional 1 dB has been added to the amplitude of the test transmission waveforms to account for variations in measurement equipment. This will ensure that the test signal is at or above the detection threshold level to trigger a DFS response.<br>Note3: EIRP is based on the highest antenna gain. For MIMO devices refer to KDB Publication 662911. | |

### 3.1.2 Applicability of DFS Requirements Prior to Use of a Channel

| Requirement | DFS Operational mode | | |
|---|---|---|---|
| | Master | Client without radar detection | Client with radar detection |
| *Non-Occupancy Period* | Yes | Not required (See the note) | Yes |
| *DFS Detection Threshold* | Yes | Not required | Yes |
| *Channel Availability Check Time* | Yes | Not required | Not required |
| *U-NII Detection Bandwidth* | Yes | Not required | Yes |

Note :
According to KDB 905462 D03 Client Without DFS New Rules v01r02 (b) 6."An analyzer plot that contains a single 30-minute sweep on the original channel "

### 3.1.3 Applicability of DFS Requirements during Normal Operation

| Requirement | DFS Operational mode | | |
|---|---|---|---|
| | Master | Client without radar detection | Client with radar detection |
| *DFS Detection Threshold* | Yes | Not required | Yes |
| *Channel Closing Transmission Time* | Yes | Yes | Yes |
| *Channel Move Time* | Yes | Yes | Yes |
| *U-NII Detection Bandwidth* | Yes | Not required | Yes |

| Additional requirements for devices with multiple bandwidth modes | Master Device or Client with Radar Detection | Client Without Radar Detection |
|---|---|---|
| U-NII Detection Bandwidth and Statistical Performance Check | All BW modes must be tested | Not required |
| Channel Move Time and Channel Closing Transmission Time | Test using widest BW mode available | Test using the widest BW mode available for the link |
| All other tests | Any single BW mode | Not required |
| **Note:** Frequencies selected for statistical performance check (Section 7.8.4) should include several frequencies within the radar detection bandwidth and frequencies near the edge of the radar detection bandwidth. For 802.11 devices it is suggested to select frequencies in each of the bonded 20 MHz channels and the channel center frequency. | | |

### 3.1.4 User Access Restrictions

| User Access Restrictions |
|---|
| ☒ DFS controls (hardware or software) related to radar detection are NOT accessible to the user. Manufacturer statement confirming that information regarding the parameters of the detected Radar Waveforms is not available to the end user. |

### 3.1.5 Channel Loading/Data Streaming

| | |
|---|---|
| ☐ | The data file (MPEG-4) has been transmitting in a streaming mode. |
| ☒ | Software to ping the client is permitted to simulate data transfer with random ping intervals. |
| ☒ | Minimum channel loading of approximately 17%. |
| ☐ | Unicast protocol has been used. |

## 3.2 Radar Test Waveform Calibration

### 3.2.1 Short Pulse Radar Test Waveforms

| Radar Type | Pulse Width (µsec) | PRI (µsec) | Number of Pulses | Minimum Percentage of Successful Detection | Minimum Trials |
|---|---|---|---|---|---|
| 0 | 1 | 1428 | 18 | See Note 1 | See Note 1 |
| 1A | 1 | 15 unique PRI in KDB 905462 D02 Table 5a | $Roundup\left\{\left(\frac{1}{360}\right)\times\left(\frac{19\times10^6}{PRI}\right)\right\}$ | 60% | 15 |
| 1B | 1 | 15 unique PRI within 518-3066, Excluding 1A PRI | | 60% | 15 |
| 2 | 1-5 | 150-230 | 23-29 | 60% | 30 |
| 3 | 6-10 | 200-500 | 16-18 | 60% | 30 |
| 4 | 11-20 | 200-500 | 12-16 | 60% | 30 |
| Aggregate (Radar Types 1-4) | | | | 80% | 120 |
| **Note 1**: Short Pulse Radar Type 0 should be used for the detection bandwidth test, channel move time, and channel closing time tests. | | | | | |

A minimum of 30 unique waveforms are required for each of the short pulse radar types 1 through 4. If more than 30 waveforms are used for short pulse radar types 1 through 4, then each additional waveform must also be unique and not repeated from the previous waveforms. The aggregate is the average of the percentage of successful detections of short pulse radar types 1-4.

### 3.2.2 Long Pulse Radar Test Waveform

| Radar Type | Pulse Width (µsec) | Chirp Width (MHz) | PRI (µsec) | Number of Pulses per *Burst* | Number of *Bursts* | Minimum Percentage of Successful Detection | Minimum Trials |
|---|---|---|---|---|---|---|---|
| 5 | 50-100 | 5-20 | 1000-2000 | 1-3 | 8-20 | 80% | 30 |

Each waveform is defined as follows:

- The transmission period for the Long Pulse Radar test signal is 12 seconds.
- There are a total of 8 to 20 Bursts in the 12 second period, with the number of Bursts being randomly chosen. This number is Burst Count.
- Each Burst consists of 1 to 3 pulses, with the number of pulses being randomly chosen. Each Burst within the 12 second sequence may have a different number of pulses.
- The pulse width is between 50 and 100 microseconds, with the pulse width being randomly chosen. Each pulse within a Burst will have the same pulse width. Pulses in different Bursts may have different pulse widths.
- Each pulse has a linear FM chirp between 5 and 20 MHz, with the chirp width being randomly chosen. Each pulse within a transmission period will have the same chirp width. The chirp is centered on the pulse. For example, with a radar frequency of 5300 MHz and a 20 MHz chirped signal, the chirp starts at 5290 MHz and

ends at 5310 MHz.

- If more than one pulse is present in a Burst, the time between the pulses will be between 1000 and 2000 microseconds, with the time being randomly chosen. If three pulses are present in a Burst, the time between the first and second pulses is chosen independently of the time between the second and third pulses.
- The 12 second transmission period is divided into even intervals. The number of intervals is equal to Burst Count. Each interval is of length (12,000,000 / Burst Count) microseconds. Each interval contains one Burst. The start time for the Burst, relative to the beginning of the interval, is between 1 and [(12,000,000 / Burst Count) – (Total Burst Length) + (One Random PRI Interval)] microseconds, with the start time being randomly chosen. The step interval for the start time is 1 microsecond. The start time for each Burst is chosen independently.

### 3.2.3 Frequency Hopping Radar Test Waveform

| Radar Type | Pulse Width (μsec) | PRI (μsec) | Pulses per Hop | Hopping Rate (kHz) | Hopping Sequence Length (ms) | Minimum Percentage of Successful Detection | Minimum Trials |
|---|---|---|---|---|---|---|---|
| 6 | 1 | 333 | 9 | 0.333 | 300 | 70% | 30 |

The FCC Type 6 waveform uses a static waveform with 100 bursts in the instruments ARB. In addition, the RF list mode is operated with a list containing 100 frequencies from a randomly generated list and it had be ensured that at least one of the random frequencies falls into the UNII Detection Bandwidth of the DUT. Each burst from the waveform file initiates a trigger pulse at the beginning that switches the RF list from one item to the next one.

### 3.2.4 DFS Threshold Level

| DFS Threshold Level | | |
|---|---|---|
| DFS Threshold level: -63 dBm | ☐ | at the antenna connector |
| | ☒ | in front of the antenna |
| The Interference **Radar Detection Threshold Level** is *-64 dBm + 0 [dBi] + 1 dB* = -63 dBm. That had been taken into account the output power range and antenna gain. | | |

### 3.2.5 Calibration Setup

**Master Radiated Calibration Setup**

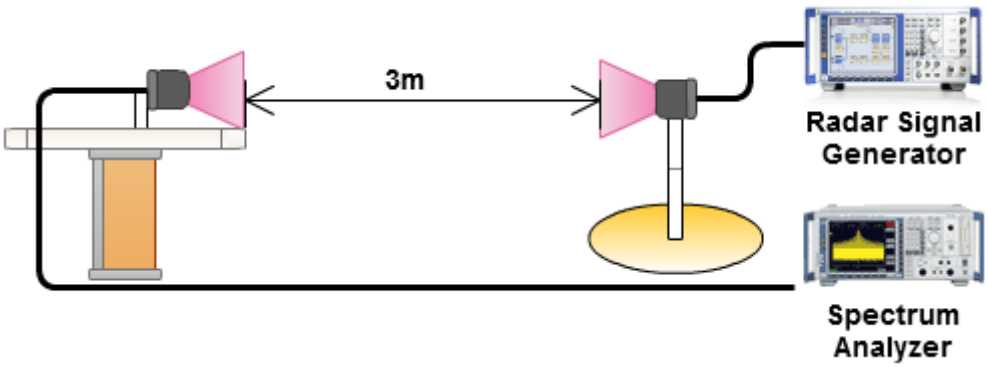

### 3.2.6 Radar Waveform calibration Plot

**Radar #0 DFS detection threshold level**

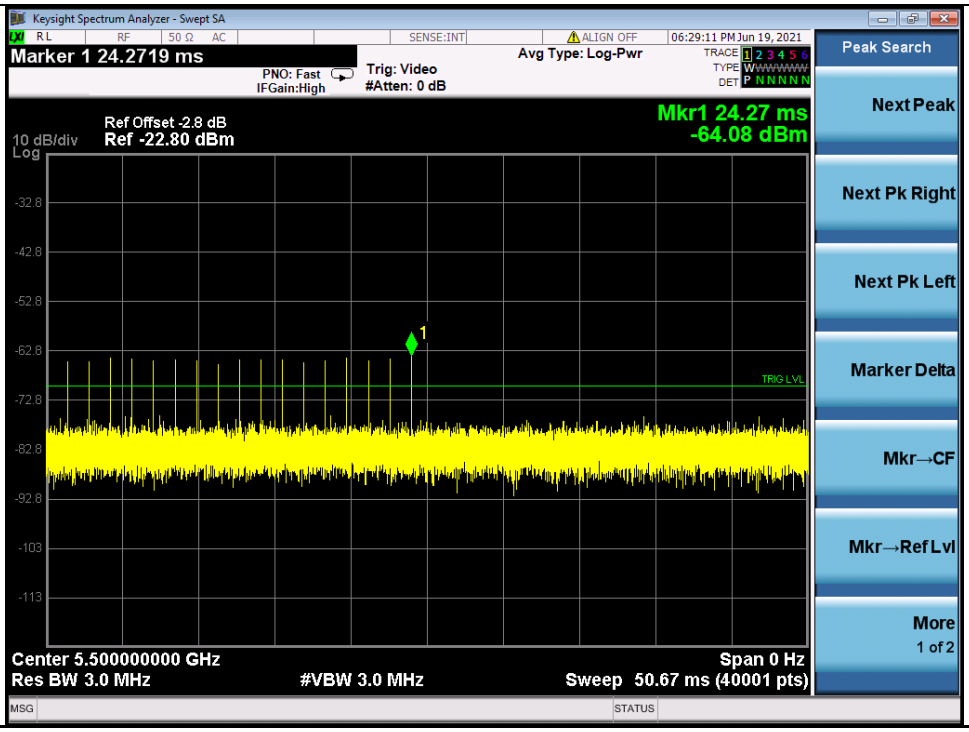


**Radar #1 DFS detection threshold level**

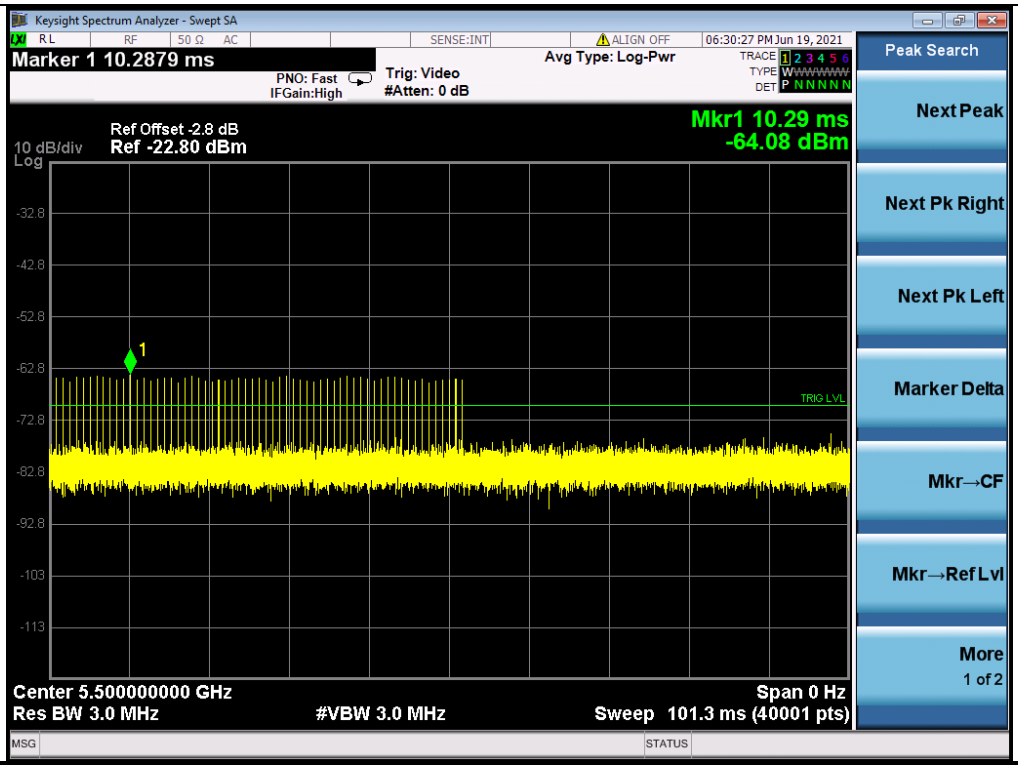

**Radar #2 DFS detection threshold level**

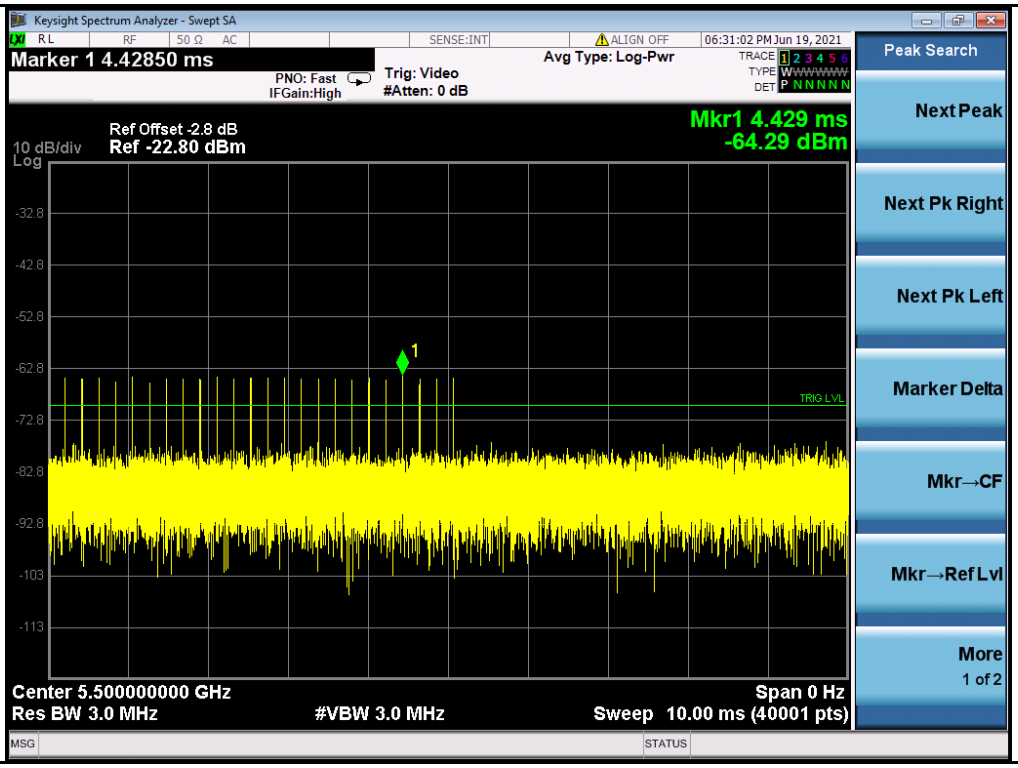


**Radar #3 DFS detection threshold level**

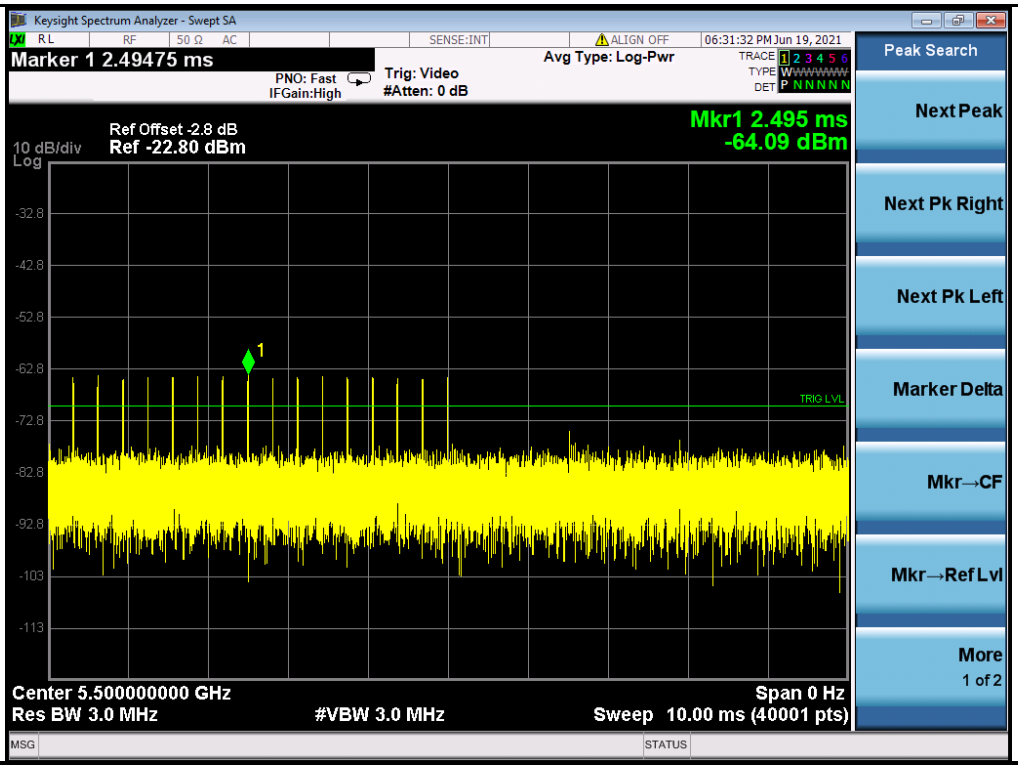

**Radar #4 DFS detection threshold level**

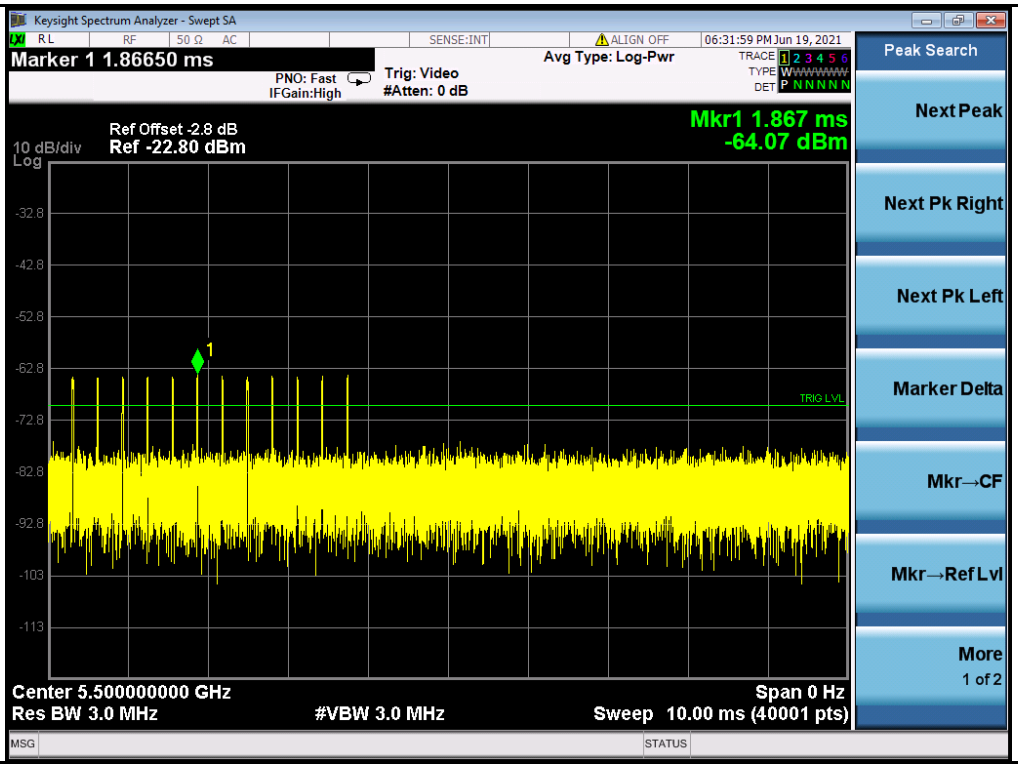


**Radar #5 DFS detection threshold level**

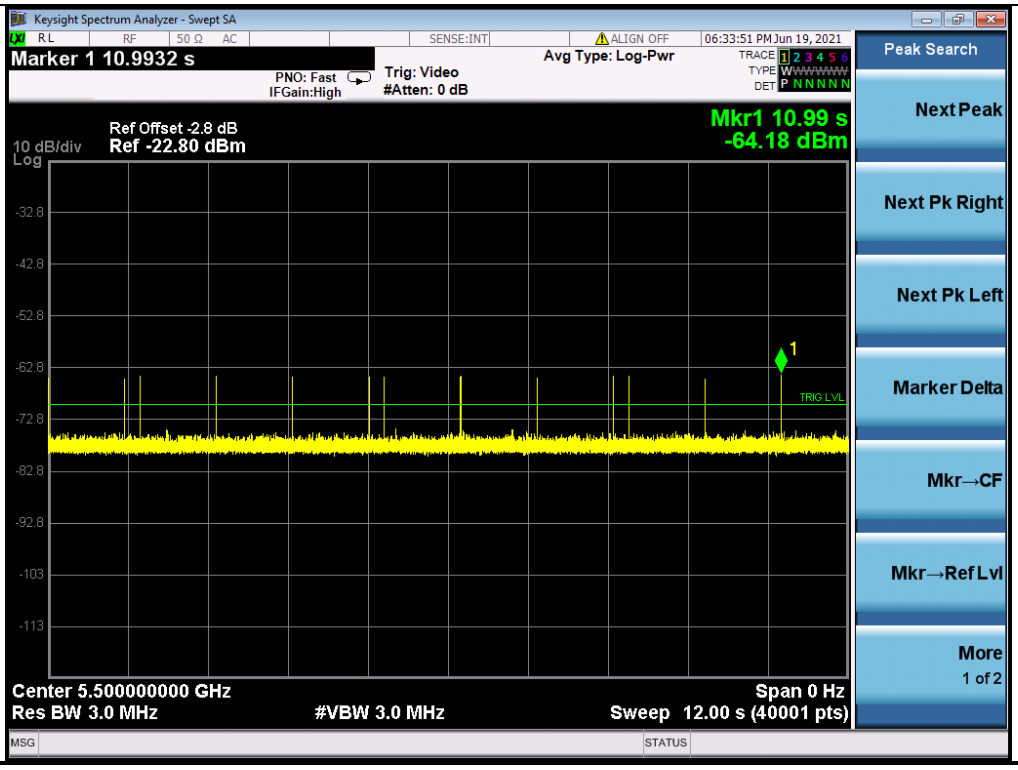

**Radar #6 DFS detection threshold level**

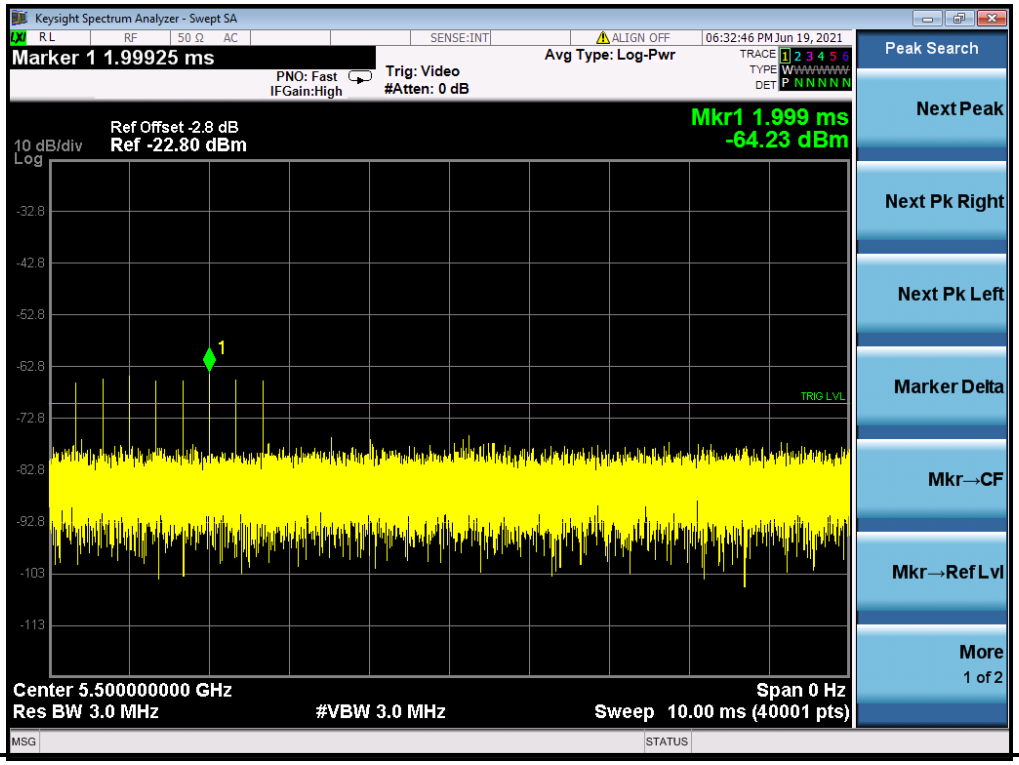

### 3.2.7 Test Setup

A spectrum analyzer is used as a monitor to verify that the EUT has vacated the Channel within the (Channel Closing Transmission Time and Channel Move Time, and does not transmit on a Channel during the Non-Occupancy Period after the detection and Channel move.

**Master Radiated Measurement**

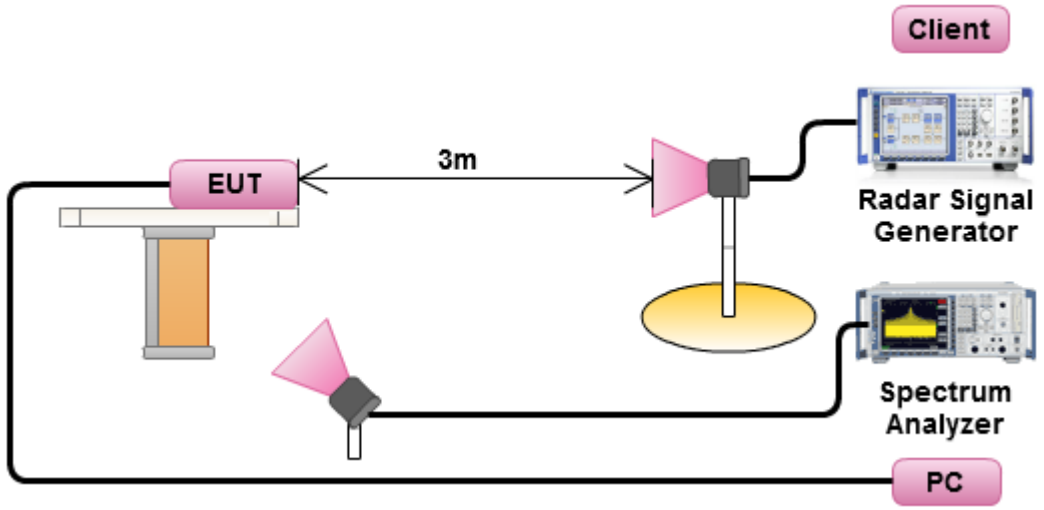

### 3.2.8 Data traffic Plot

| EUT Data traffic Plot | Modulation Mode: 802.11ax (HEW160) | Test Frequency: 5570 MHz |
|---|---|---|

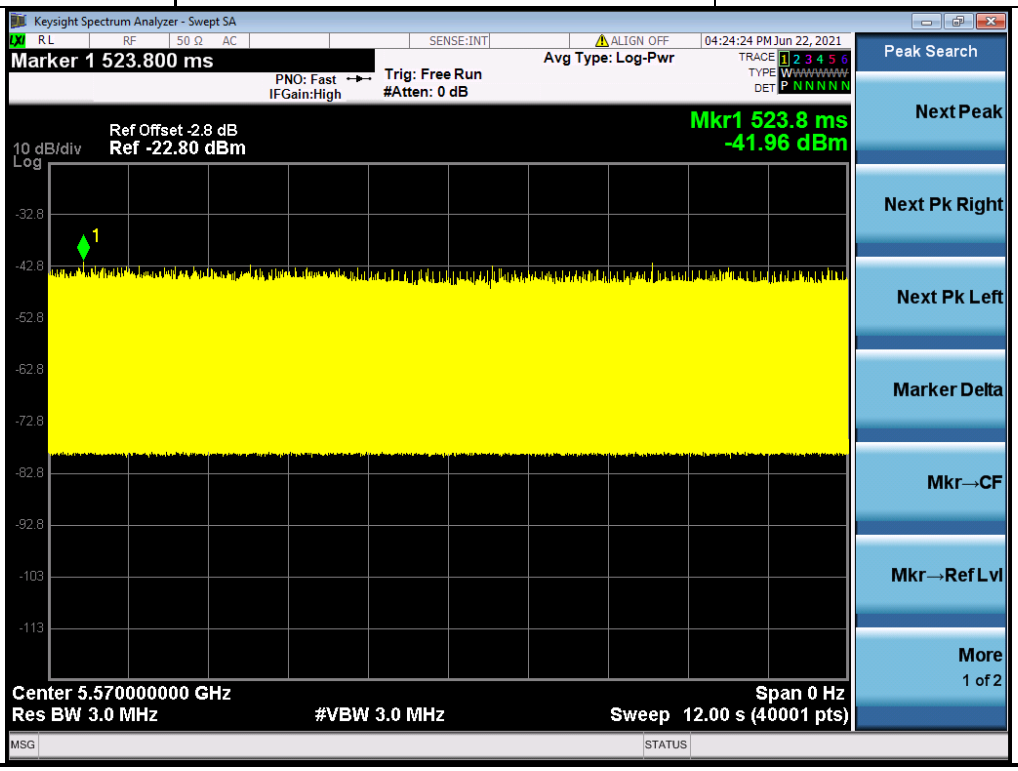

| Client Data Traffic Plot | Modulation Mode: 802.11ax (HEW160) | Test Frequency: 5570 MHz |
|---|---|---|

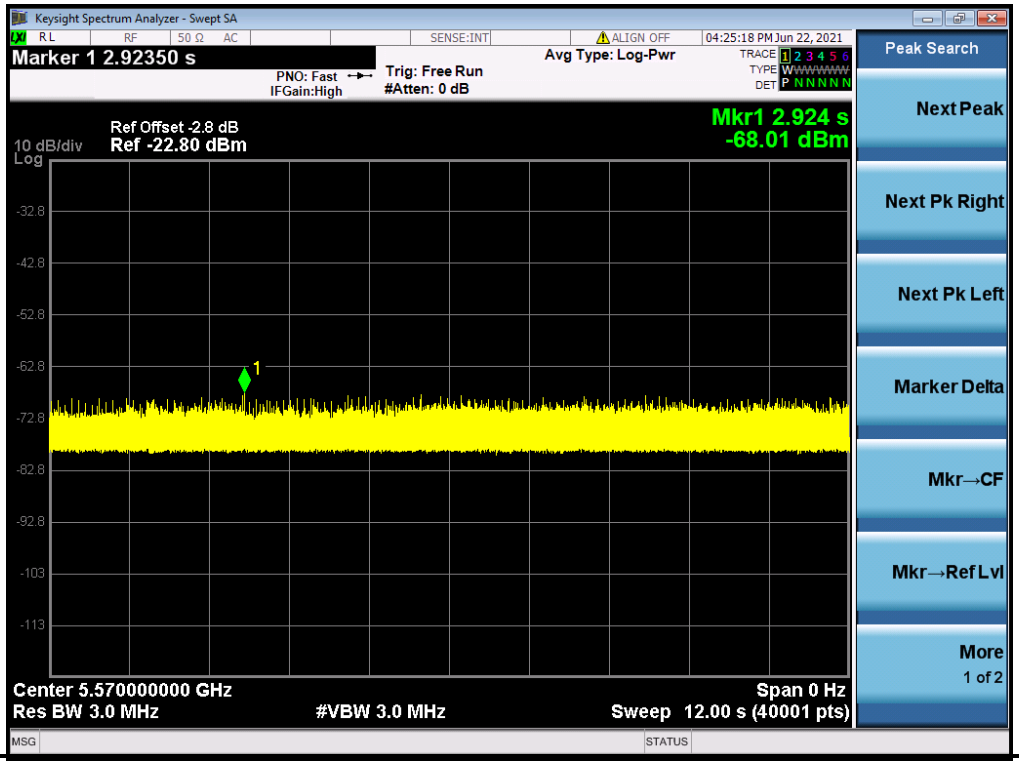

| Without Data Traffic Plot | Modulation Mode: 802.11ax (HEW160) | Test Frequency: 5570 MHz |
|---|---|---|

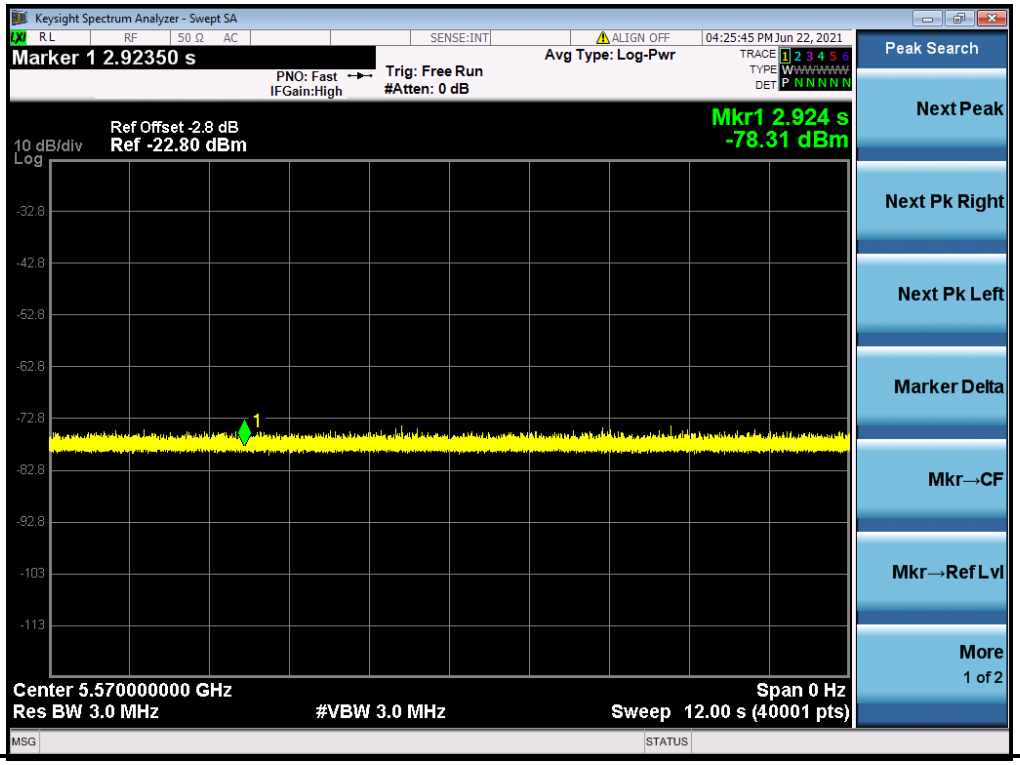

## 3.3 UNII Detection Bandwidth

### 3.3.1 UNII Detection Bandwidth Limit

| Channel Bandwidth (MHz) | 99% Occupied Bandwidth (MHz) | UNII Detection Bandwidth Min. Limit (MHz) |
|---|---|---|
| 20 | 19.075 | 20 |
| 40 | 37.871 | 38 |
| 80 | 77.419 | 78 |
| 160 | 157.86 | 158 |
| UNII Detection Bandwidth is minimum 100% of the 99% power bandwidth. A single radar Burst is generated for a minimum of 10 trials, and the response of the UUT is noted. The UUT must detect the Radar Waveform 90% or more of the time. | | |

### 3.3.2 Measuring Instruments

Refer a test equipment and calibration data table in this test report.

### 3.3.3 Test Procedures

| Test Method |
|---|
| ☒ During the U-NII Detection Bandwidth detection test, radar type 0 is used and for each frequency step the minimum percentage of detection is 90 percent. Measurements are performed with no data traffic. The EUT is set up as a standalone device (no associated Client and no traffic). The radar frequency is increased in 1 MHz steps, repeating the above test sequence, until the detection rate falls below 90%. The highest frequency at which detection is greater than or equal to 90% is denoted as $F_H$. The radar frequency is decreased in 1 MHz steps, repeating the above test sequence, until the detection rate falls below 90%. The lowest frequency at which detection is greater than or equal to 90% is denoted as $F_L$. UNII Detection Bandwidth = $F_H$ - $F_L$. |

### 3.3.4 Test Result of UNII Detection Bandwidth

| EUT Frequency=5500 MHz | | | | | | | | | | | |
|---|---|---|---|---|---|---|---|---|---|---|---|
| **Channel Bandwidth (MHz)** | **20** | | | | | | | | | | |
| **Radar Frequency (MHz)** | **DFS Detection Trials (1=Detection, 0= No Detection)** | | | | | | | | | | |
| | **1** | **2** | **3** | **4** | **5** | **6** | **7** | **8** | **9** | **10** | **Detection Rate (%)** |
| 5490 | 1 | 1 | 1 | 1 | 1 | 1 | 1 | 1 | 1 | 1 | 100% |
| 5495 | 1 | 1 | 1 | 1 | 1 | 1 | 1 | 1 | 1 | 1 | 100% |
| 5500 | 1 | 1 | 1 | 1 | 1 | 1 | 1 | 1 | 1 | 1 | 100% |
| 5505 | 1 | 1 | 1 | 1 | 1 | 1 | 1 | 1 | 1 | 1 | 100% |
| 5510 | 1 | 1 | 1 | 1 | 1 | 1 | 1 | 1 | 1 | 1 | 100% |
| Radar Type 0-Detection Bandwidth (MHz) = | | | | | | | | | | | 20 |
| UNII Detection Bandwidth Min. Limit (MHz) = | | | | | | | | | | | 20 |
| **Test Result** | | | | | | | | | | | **Complied** |

| EUT Frequency=5510 MHz | | | | | | | | | | | |
|---|---|---|---|---|---|---|---|---|---|---|---|
| **Channel Bandwidth (MHz)** | **40** | | | | | | | | | | |
| **Radar Frequency (MHz)** | **DFS Detection Trials (1=Detection, 0= No Detection)** | | | | | | | | | | |
| | **1** | **2** | **3** | **4** | **5** | **6** | **7** | **8** | **9** | **10** | **Detection Rate (%)** |
| 5490 | 1 | 1 | 1 | 1 | 1 | 1 | 1 | 1 | 1 | 1 | 100% |
| 5495 | 1 | 1 | 1 | 1 | 1 | 1 | 1 | 1 | 1 | 1 | 100% |
| 5500 | 1 | 1 | 1 | 1 | 1 | 1 | 1 | 1 | 1 | 1 | 100% |
| 5505 | 1 | 1 | 1 | 1 | 1 | 1 | 1 | 1 | 1 | 1 | 100% |
| 5510 | 1 | 1 | 1 | 1 | 1 | 1 | 1 | 1 | 1 | 1 | 100% |
| 5515 | 1 | 1 | 1 | 1 | 1 | 1 | 1 | 1 | 1 | 1 | 100% |
| 5520 | 1 | 1 | 1 | 1 | 1 | 1 | 1 | 1 | 1 | 1 | 100% |
| 5525 | 1 | 1 | 1 | 1 | 1 | 1 | 1 | 1 | 1 | 1 | 100% |
| 5530 | 1 | 1 | 1 | 1 | 1 | 1 | 1 | 1 | 1 | 1 | 100% |
| Radar Type 0-Detection Bandwidth (MHz) = | | | | | | | | | | | 40 |
| UNII Detection Bandwidth Min. Limit (MHz) = | | | | | | | | | | | 38 |
| **Test Result** | | | | | | | | | | | **Complied** |

| EUT Frequency=5530 MHz | | | | | | | | | | | |
|---|---|---|---|---|---|---|---|---|---|---|---|
| **Channel Bandwidth (MHz)** | **80** | | | | | | | | | | |
| **Radar Frequency (MHz)** | **DFS Detection Trials (1=Detection, 0= No Detection)** | | | | | | | | | | |
| | **1** | **2** | **3** | **4** | **5** | **6** | **7** | **8** | **9** | **10** | **Detection Rate (%)** |
| 5490 | 1 | 1 | 1 | 1 | 1 | 1 | 1 | 1 | 1 | 1 | 100% |
| 5495 | 1 | 1 | 1 | 1 | 1 | 1 | 1 | 1 | 1 | 1 | 100% |
| 5500 | 1 | 1 | 1 | 1 | 1 | 1 | 1 | 1 | 1 | 1 | 100% |
| 5505 | 1 | 1 | 1 | 1 | 1 | 1 | 1 | 1 | 1 | 1 | 100% |
| 5510 | 1 | 1 | 1 | 1 | 1 | 1 | 1 | 1 | 1 | 1 | 100% |
| 5515 | 1 | 1 | 1 | 1 | 1 | 1 | 1 | 1 | 1 | 1 | 100% |
| 5520 | 1 | 1 | 1 | 1 | 1 | 1 | 1 | 1 | 1 | 1 | 100% |
| 5525 | 1 | 1 | 1 | 1 | 1 | 1 | 1 | 1 | 1 | 1 | 100% |
| 5530 | 1 | 1 | 1 | 1 | 1 | 1 | 1 | 1 | 1 | 1 | 100% |
| 5535 | 1 | 1 | 1 | 1 | 1 | 1 | 1 | 1 | 1 | 1 | 100% |
| 5540 | 1 | 1 | 1 | 1 | 1 | 1 | 1 | 1 | 1 | 1 | 100% |
| 5545 | 1 | 1 | 1 | 1 | 1 | 1 | 1 | 1 | 1 | 1 | 100% |
| 5550 | 1 | 1 | 1 | 1 | 1 | 1 | 1 | 1 | 1 | 1 | 100% |
| 5555 | 1 | 1 | 1 | 1 | 1 | 1 | 1 | 1 | 1 | 1 | 100% |
| 5560 | 1 | 1 | 1 | 1 | 1 | 1 | 1 | 1 | 1 | 1 | 100% |
| 5565 | 1 | 1 | 1 | 1 | 1 | 1 | 1 | 1 | 1 | 1 | 100% |
| 5570 | 1 | 1 | 1 | 1 | 1 | 1 | 1 | 1 | 1 | 1 | 100% |
| Radar Type 0-Detection Bandwidth (MHz) = | | | | | | | | | | | 80 |
| UNII Detection Bandwidth Min. Limit (MHz) = | | | | | | | | | | | 78 |
| **Test Result** | | | | | | | | | | | **Complied** |

| EUT Frequency=5570 MHz | | | | | | | | | | | |
|---|---|---|---|---|---|---|---|---|---|---|---|
| **Channel Bandwidth (MHz)** | **160** | | | | | | | | | | |
| **Radar Frequency (MHz)** | **DFS Detection Trials (1=Detection, 0= No Detection)** | | | | | | | | | | |
| | **1** | **2** | **3** | **4** | **5** | **6** | **7** | **8** | **9** | **10** | **Detection Rate (%)** |
| 5490 | 1 | 1 | 1 | 1 | 1 | 1 | 1 | 1 | 1 | 1 | 100% |
| 5495 | 1 | 1 | 1 | 1 | 1 | 1 | 1 | 1 | 1 | 1 | 100% |
| 5500 | 1 | 1 | 1 | 1 | 1 | 1 | 1 | 1 | 1 | 1 | 100% |
| 5505 | 1 | 1 | 1 | 1 | 1 | 1 | 1 | 1 | 1 | 1 | 100% |
| 5510 | 1 | 1 | 1 | 1 | 1 | 1 | 1 | 1 | 1 | 1 | 100% |
| 5515 | 1 | 1 | 1 | 1 | 1 | 1 | 1 | 1 | 1 | 1 | 100% |
| 5520 | 1 | 1 | 1 | 1 | 1 | 1 | 1 | 1 | 1 | 1 | 100% |
| 5525 | 1 | 1 | 1 | 1 | 1 | 1 | 1 | 1 | 1 | 1 | 100% |
| 5530 | 1 | 1 | 1 | 1 | 1 | 1 | 1 | 1 | 1 | 1 | 100% |
| 5535 | 1 | 1 | 1 | 1 | 1 | 1 | 1 | 1 | 1 | 1 | 100% |
| 5540 | 1 | 1 | 1 | 1 | 1 | 1 | 1 | 1 | 1 | 1 | 100% |
| 5545 | 1 | 1 | 1 | 1 | 1 | 1 | 1 | 1 | 1 | 1 | 100% |
| 5550 | 1 | 1 | 1 | 1 | 1 | 1 | 1 | 1 | 1 | 1 | 100% |
| 5555 | 1 | 1 | 1 | 1 | 1 | 1 | 1 | 1 | 1 | 1 | 100% |
| 5560 | 1 | 1 | 1 | 1 | 1 | 1 | 1 | 1 | 1 | 1 | 100% |
| 5565 | 1 | 1 | 1 | 1 | 1 | 1 | 1 | 1 | 1 | 1 | 100% |
| 5570 | 1 | 1 | 1 | 1 | 1 | 1 | 1 | 1 | 1 | 1 | 100% |
| 5575 | 1 | 1 | 1 | 1 | 1 | 1 | 1 | 1 | 1 | 1 | 100% |
| 5580 | 1 | 1 | 1 | 1 | 1 | 1 | 1 | 1 | 1 | 1 | 100% |
| 5585 | 1 | 1 | 1 | 1 | 1 | 1 | 1 | 1 | 1 | 1 | 100% |
| 5590 | 1 | 1 | 1 | 1 | 1 | 1 | 1 | 1 | 1 | 1 | 100% |
| 5595 | 1 | 1 | 1 | 1 | 1 | 1 | 1 | 1 | 1 | 1 | 100% |
| 5600 | 1 | 1 | 1 | 1 | 1 | 1 | 1 | 1 | 1 | 1 | 100% |
| 5605 | 1 | 1 | 1 | 1 | 1 | 1 | 1 | 1 | 1 | 1 | 100% |
| 5610 | 1 | 1 | 1 | 1 | 1 | 1 | 1 | 1 | 1 | 1 | 100% |
| 5615 | 1 | 1 | 1 | 1 | 1 | 1 | 1 | 1 | 1 | 1 | 100% |
| 5620 | 1 | 1 | 1 | 1 | 1 | 1 | 1 | 1 | 1 | 1 | 100% |
| 5625 | 1 | 1 | 1 | 1 | 1 | 1 | 1 | 1 | 1 | 1 | 100% |
| 5630 | 1 | 1 | 1 | 1 | 1 | 1 | 1 | 1 | 1 | 1 | 100% |
| 5635 | 1 | 1 | 1 | 1 | 1 | 1 | 1 | 1 | 1 | 1 | 100% |
| 5640 | 1 | 1 | 1 | 1 | 1 | 1 | 1 | 1 | 1 | 1 | 100% |
| 5645 | 1 | 1 | 1 | 1 | 1 | 1 | 1 | 1 | 1 | 1 | 100% |
| 5650 | 1 | 1 | 1 | 1 | 1 | 1 | 1 | 1 | 1 | 1 | 100% |
| Radar Type 0-Detection Bandwidth (MHz) = | | | | | | | | | | | 160 |
| UNII Detection Bandwidth Min. Limit (MHz) = | | | | | | | | | | | 158 |
| **Test Result** | | | | | | | | | | | **Complied** |

## 3.4 Channel Availability Check (CAC)

### 3.4.1 Channel Availability Check Limit

| Channel Availability Check Limit | |
|---|---|
| ☒ | The EUT shall perform a Channel Availability Check to ensure that there is no radar operating on the channel. After power-up sequence, receive at least 1 minute (60 sec) on the intended operating frequency. |

### 3.4.2 Measuring Instruments

Refer a test equipment and calibration data table in this test report.

### 3.4.3 Test Procedures

| Test Method | |
|---|---|
| ☒ | For Initial Channel Availability Check Time. The EUT does not emit beacon, control, or data signals on the test Channel until the power-up sequence has been completed and the UNII device checks for Radar Waveforms for one minute on the test Channel. This test does not use any Radar Waveforms. |
| ☒ | For Radar Burst at the Beginning of the Channel Availability Check Time. To verify successful radar detection on the selected Channel during a period equal to the Beginning of the Channel Availability Check Time. |
| ☒ | For Radar Burst at the End of the Channel Availability Check Time. To verify successful radar detection on the selected Channel during a period equal to the End of the Channel Availability Check Time. |

### 3.4.4 Test Result of Initial Channel Availability Check Time

| Modulation Mode | Freq. | Radar Test Signal |
|---|---|---|
| 802.11ax (HEW160) | 5570 MHz | N/A |

The EUT does not transmit any beacon or data transmissions until at least 1 minute after the completion of the power-on cycle (116.6 sec). The initial power up time of the EUT is indicated by marker 1 (116.6 sec). Initial beacons/data transmissions are indicated by marker 2 (176.6 sec).

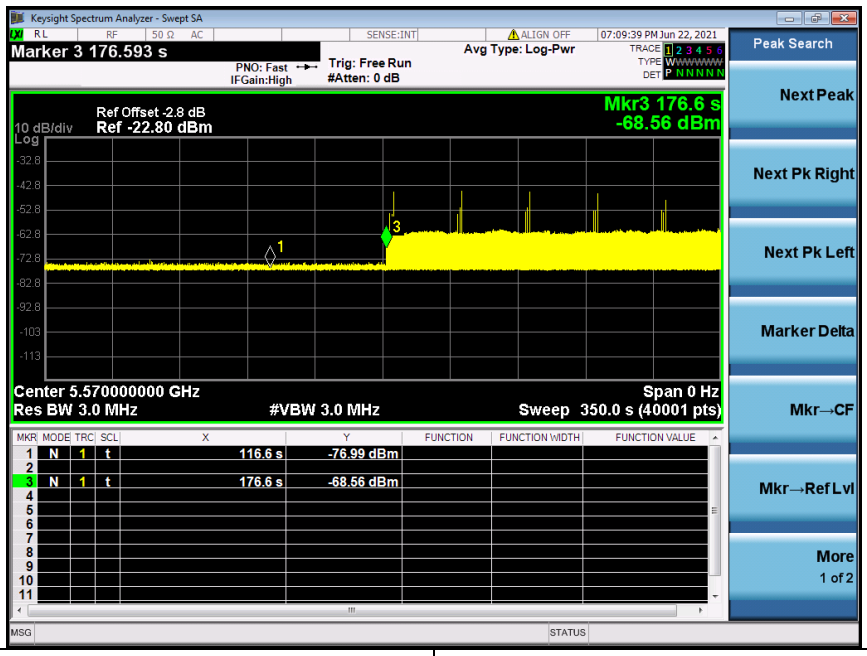


| Test Result | Complied |
|---|---|

### 3.4.5 Test Result of Radar Burst at the Beginning of the Channel Availability Check Time

| Modulation Mode | Freq. (MHz) | Radar Type Signal |
|---|---|---|
| 802.11ax (HEW160) | 5570 MHz | N/A |

Visual indication on the EUT of successful detection of the radar Burst will be recorded and reported. Observation of emissions will continue for 232.120 seconds after the radar Burst has been generated. Verify that during the 350 seconds measurement window no EUT transmissions occurred.

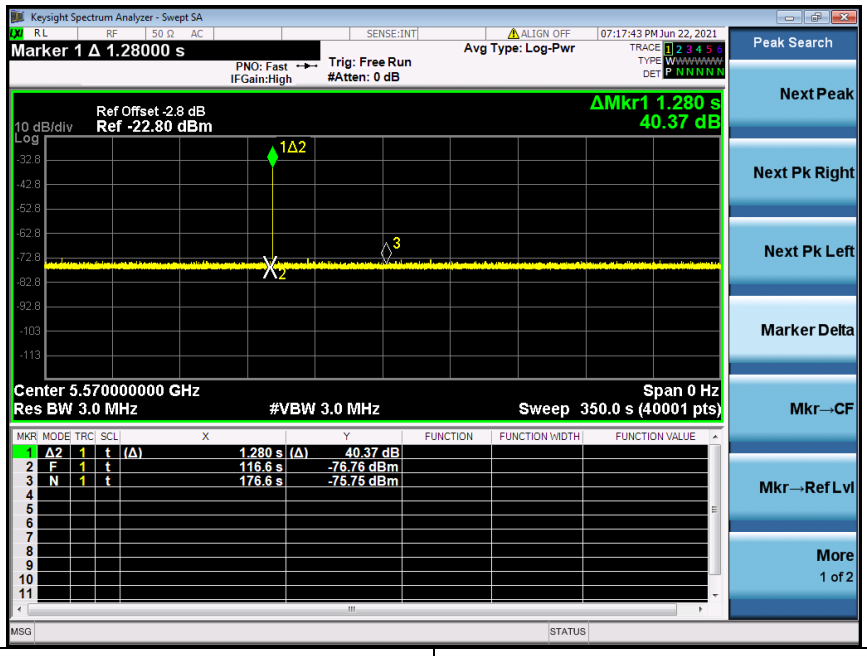


| Test Result | Complied |
|---|---|

### 3.4.6 Test Result of Radar Burst at the End of the Channel Availability Check Time

| Modulation Mode | Freq. (MHz) | Radar Type Signal |
|---|---|---|
| 802.11ax (HEW160) | 5570 MHz | N/A |

Visual indication on the EUT of successful detection of the radar Burst will be recorded and reported. Observation of emissions will continue for 175.010 seconds after the radar Burst has been generated. Verify that during the 350 seconds measurement window no EUT transmissions occurred.

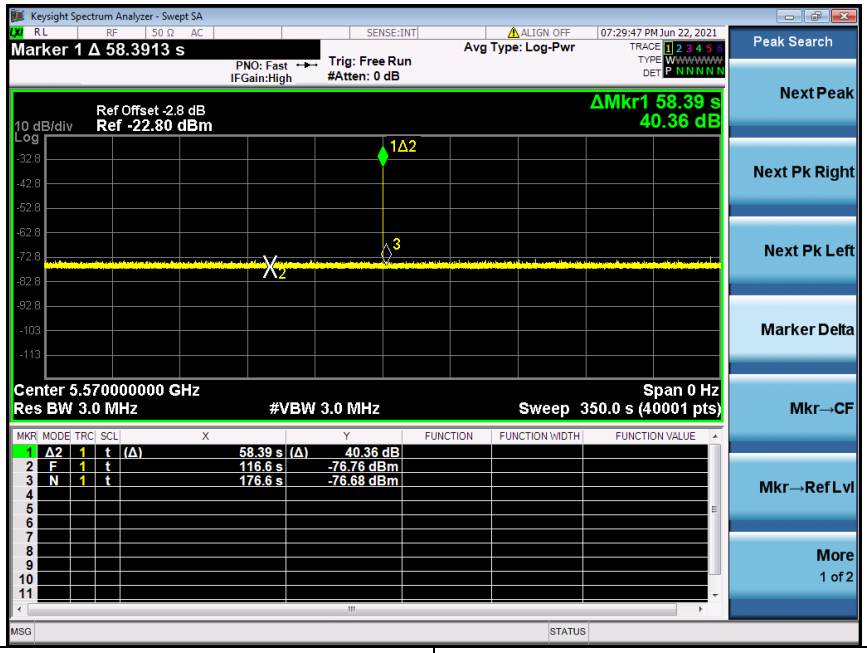


| Test Result | Complied |
|---|---|

## 3.5 In-service Monitoring

### 3.5.1 In-service Monitoring Limit

| In-service Monitoring Limit | |
|---|---|
| Channel Move Time | 10 sec |
| Channel Closing Transmission Time | 200 ms + an aggregate of 60 ms over remaining 10 sec periods. |
| Non-occupancy period | Minimum 30 minutes |

### 3.5.2 Measuring Instruments

Refer a test equipment and calibration data table in this test report.

### 3.5.3 Test Procedures

| | Test Method |
|---|---|
| ☒ | Verified during In-Service Monitoring; Channel Closing Transmission Time, Channel Move Time. Client Device will associate with the EUT. Observe the transmissions of the EUT at the end of the radar Burst on the Operating Channel for duration greater than 10 seconds. Measure and record the transmissions from the EUT during the observation time (Channel Move Time). Compare the Channel Move Time and Channel Closing Transmission Time limits. |
| ☒ | Verified during In-Service Monitoring; Channel Closing Transmission Time, Channel Move Time. One 12 sec plot needs to be reported for the Short Pulse Radar Types 0. And zoom-in a 60 ms plot verified channel closing time for the aggregate transmission time starting from 200ms after the end of the radar signal to the completion of the channel move. |
| ☒ | Verified during In-Service Monitoring; Non-Occupancy Period. Client Device will associate with the EUT. Observe the transmissions of the EUT at the end of the radar Burst on the Operating Channel for duration greater than 10 seconds. Measure and record the transmissions from the EUT during the observation time (Non-Occupancy Period). Compare the Non-Occupancy Period limits. |

### 3.5.4 Test Result of In-service Monitoring

**Modulation Mode: 802.11ax (HEW160)**

| Parameter | Test Result | Limit |
|---|---|---|
| | Type 0 | |
| Test Channel (MHz) | 5570 MHz | - |
| Channel Move Time (sec.) | 0.0836 | < 10s |
| Channel Closing Transmission Time (ms) (Note) | 0 | < 60ms |
| Non-Occupancy Period (min.) | ≧30 | ≧ 30 min |

Note: The Channel Closing Transmission Time is comprised of 200 milliseconds starting at the beginning of the Channel Move Time plus any additional intermittent control signals required to facilitate a Channel move (an aggregate of 60 milliseconds) during the remainder of the 10 seconds period. The aggregate duration of control signals will not count quiet periods in between transmissions.

### 3.5.5 Test Plot of In-Service Monitoring for Channel Move Time

| Modulation Mode | Freq. | Radar Type |
|---|---|---|
| 802.11ax (HEW160) | 5570 MHz | 0 |

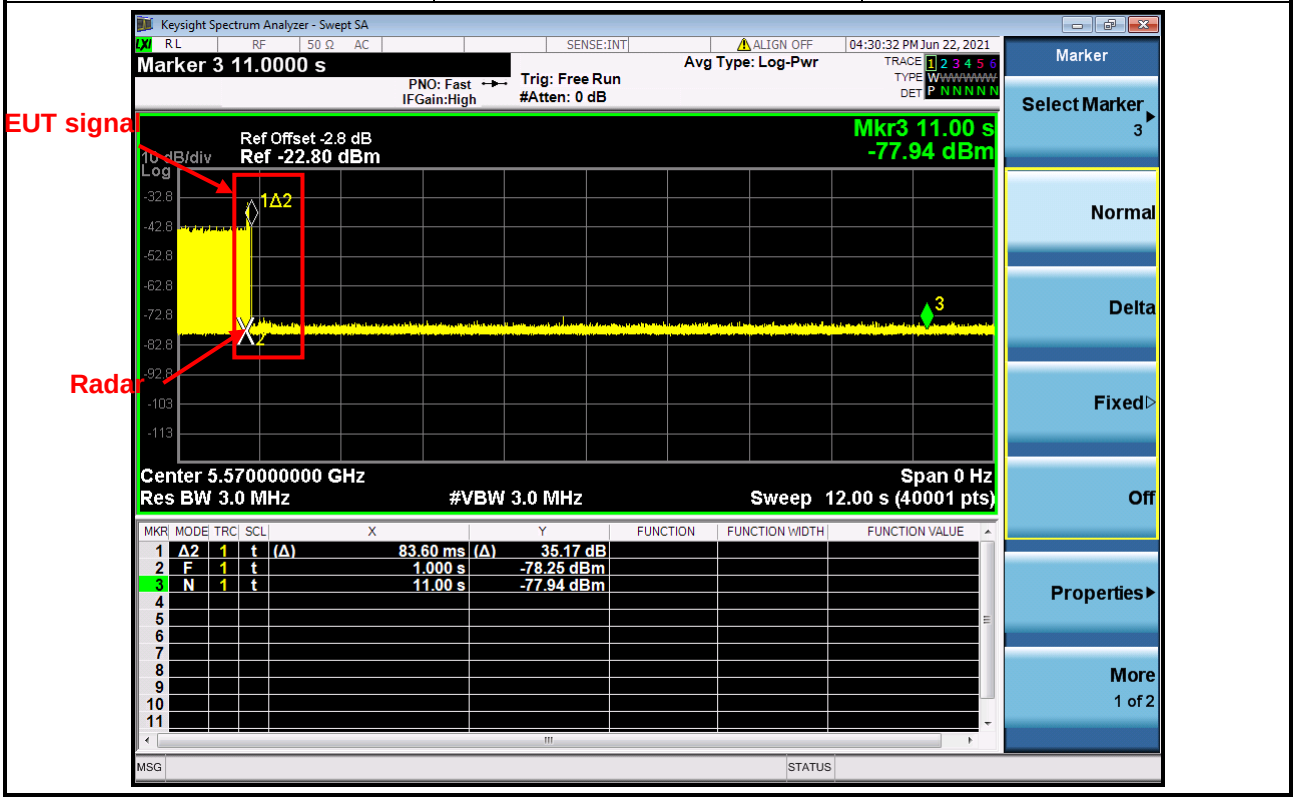

### 3.5.6 Test Plot of In-Service Monitoring for Channel Closing Transmission Time

| Modulation Mode | Freq. | Radar Type |
|---|---|---|
| 802.11ax (HEW160) | 5570 MHz | 0 |
| Channel Closing Transmission Time is comprised of 200 ms starting at the beginning of the Channel Move Time plus 60ms additional intermittent control signals | | |

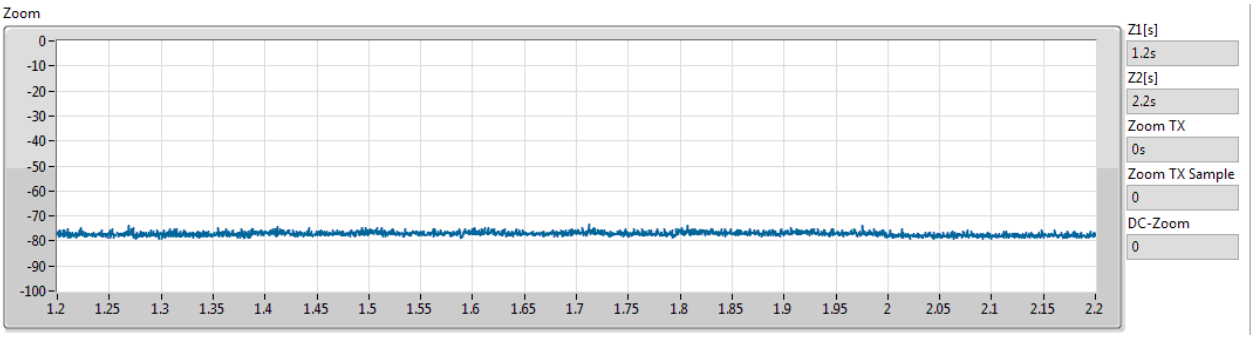

### 3.5.7 Test Plot of In-Service Monitoring for Non-Occupancy Period

| Modulation Mode | Freq. |
|---|---|
| 802.11ax (HEW160) | 5570 MHz |

**Non-Occupancy Period**
During the 30 minutes observation time, UUT did not make any transmissions on a channel after a radar signal was detected on that channel by either the Channel Availability Check or the In-Service Monitoring.

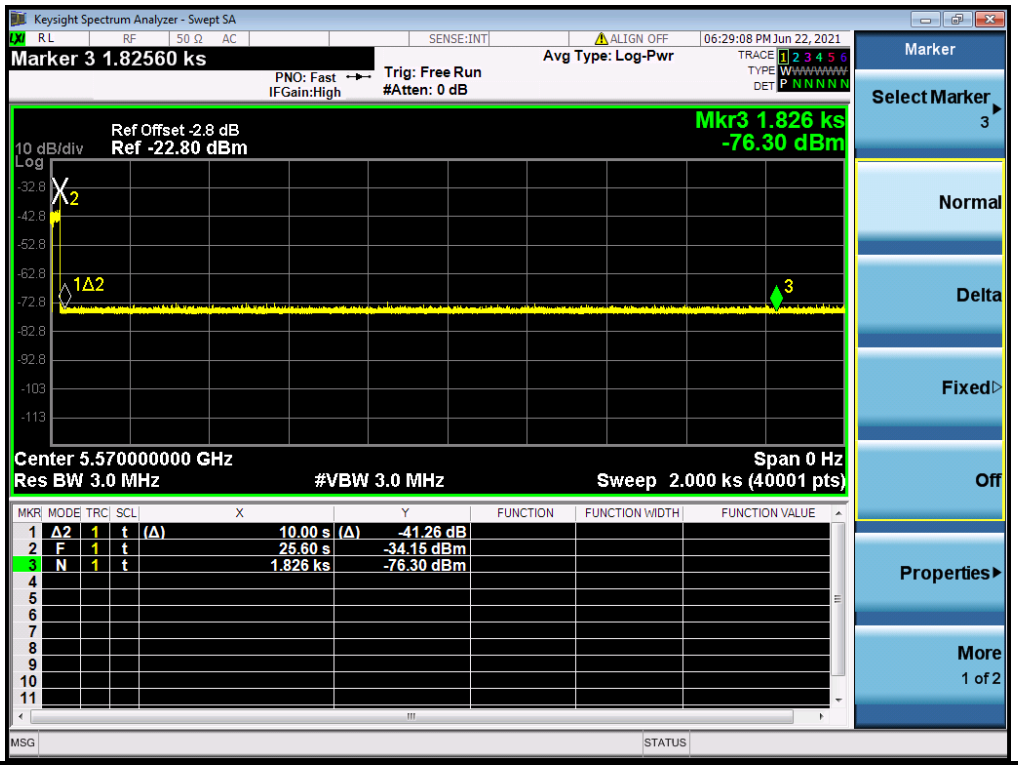

## 3.6 Statistical Performance Check

### 3.6.1 Statistical Performance Check Limit

| Radar Type | Minimum Percentage of Successful Detection (Pd) | Minimum Trials |
|---|---|---|
| 1 | 60% | 30 |
| 2 | 60% | 30 |
| 3 | 60% | 30 |
| 4 | 60% | 30 |
| Aggregate (Radar Types 1-4) | 80% | 120 |
| 5 | 80% | 30 |
| 6 | 70% | 30 |

The percentage of successful detection is calculated by:

$$\frac{Total\,Waveform\,Detections}{Total\,Waveform\,Trails} \times 100 = \text{Probability of Detection Radar Waveform}$$

In addition an aggregate minimum percentage of successful detection across all Short Pulse Radar Types 1-4 is required and is calculated as follows:

$$\frac{Pd1 + Pd2 + Pd3 + Pd4}{4}$$

### 3.6.2 Measuring Instruments

Refer a test equipment and calibration data table in this test report.

### 3.6.3 Test Procedures

| Test Method |
|---|
| ☒ For Statistical Performance Check test. Demonstrating a minimum channel loading of approximately 17% or greater of the test. Observe the transmissions of the UUT at the end of the Burst on the Operating Channel for duration greater than 10 seconds for Short Pulse Radar Types 1-4 and 6 to ensure detection occurs. Then Observe the transmissions of the UUT at the end of the Burst on the Operating Channel for duration greater than 22 seconds for Long Pulse Radar Type 5 to ensure detection occurs. The device can utilize a test mode to demonstrate when detection occurs to prevent the need to reset the device between trial runs. |

### 3.6.4 Test Result of Statistical Performance Check

**Modulation Mode: 802.11ax (HEW20)**

***Type 1 Radar Statistical Performance***

| Trial # | Test Freq. (MHz) | Pulse Repetition Frequency Number | Pulse Repetition Frequency (Pulse Per Second) | PRI (us) | 1=Detection 0=No Detection |
|---|---|---|---|---|---|
| 1 | 5503 | 1 | 1930.5 | 518 | 1 |
| 2 | 5503 | 23 | 326.2 | 3066 | 1 |
| 3 | 5503 | 19 | 1139.0 | 878 | 1 |
| 4 | 5503 | 12 | 1355.0 | 738 | 1 |
| 5 | 5503 | 4 | 1730.1 | 578 | 1 |
| 6 | 5503 | 8 | 1519.8 | 658 | 1 |
| 7 | 5503 | 15 | 1253.1 | 798 | 1 |
| 8 | 5503 | 6 | 1618.1 | 618 | 1 |
| 9 | 5503 | 14 | 1285.3 | 778 | 1 |
| 10 | 5503 | 3 | 1792.1 | 558 | 1 |
| 11 | 5503 | 13 | 1319.3 | 758 | 1 |
| 12 | 5503 | 9 | 1474.9 | 678 | 1 |
| 13 | 5503 | 7 | 1567.4 | 638 | 1 |
| 14 | 5503 | 17 | 1193.3 | 838 | 1 |
| 15 | 5503 | 10 | 1432.7 | 698 | 1 |
| 16 | 5503 | - | 1692.0 | 591 | 1 |
| 17 | 5503 | - | 328.1 | 3048 | 1 |
| 18 | 5503 | - | 373.4 | 2678 | 1 |
| 19 | 5503 | - | 574.4 | 1741 | 1 |
| 20 | 5503 | - | 1216.5 | 822 | 1 |
| 21 | 5503 | - | 801.3 | 1248 | 1 |
| 22 | 5503 | - | 488.5 | 2047 | 1 |
| 23 | 5503 | - | 956.0 | 1046 | 1 |
| 24 | 5503 | - | 517.6 | 1932 | 1 |
| 25 | 5503 | - | 1422.5 | 703 | 1 |
| 26 | 5503 | - | 542.0 | 1845 | 1 |
| 27 | 5503 | - | 741.3 | 1349 | 1 |
| 28 | 5503 | - | 881.8 | 1134 | 1 |
| 29 | 5503 | - | 427.4 | 2340 | 1 |
| 30 | 5503 | - | 628.9 | 1590 | 1 |
| Detection Percentage (%) | | | | | 100.000 |
| Limit | | | | | 60% |
| **Test Result** | | | | | **Complied** |

***Type 2 Radar Statistical Performance***

| Trial # | Test Freq. (MHz) | Pulse Width (us) | PRI (us) | Pulses / Burst | 1=Detection 0=No Detection |
|---|---|---|---|---|---|
| 1 | 5496 | 2.6 | 221 | 23 | 1 |
| 2 | 5496 | 4.6 | 198 | 27 | 1 |
| 3 | 5496 | 1.1 | 184 | 29 | 1 |
| 4 | 5496 | 4.8 | 203 | 24 | 1 |
| 5 | 5496 | 2.4 | 162 | 25 | 1 |
| 6 | 5496 | 3.4 | 204 | 28 | 1 |
| 7 | 5496 | 2.3 | 170 | 27 | 1 |
| 8 | 5496 | 3.5 | 184 | 23 | 1 |
| 9 | 5496 | 4.9 | 150 | 27 | 1 |
| 10 | 5496 | 4.6 | 211 | 29 | 1 |
| 11 | 5496 | 2.9 | 158 | 23 | 1 |
| 12 | 5496 | 2.6 | 226 | 27 | 1 |
| 13 | 5496 | 1.6 | 204 | 26 | 1 |
| 14 | 5496 | 3.9 | 181 | 25 | 1 |
| 15 | 5496 | 4.6 | 202 | 24 | 1 |
| 16 | 5496 | 4.1 | 194 | 27 | 1 |
| 17 | 5496 | 2.3 | 193 | 28 | 1 |
| 18 | 5496 | 3.9 | 173 | 29 | 1 |
| 19 | 5496 | 4.3 | 188 | 23 | 1 |
| 20 | 5496 | 1.5 | 215 | 26 | 0 |
| 21 | 5496 | 4.9 | 227 | 27 | 1 |
| 22 | 5496 | 1.1 | 199 | 23 | 1 |
| 23 | 5496 | 4.5 | 155 | 29 | 1 |
| 24 | 5496 | 4.0 | 190 | 27 | 1 |
| 25 | 5496 | 2.4 | 151 | 23 | 1 |
| 26 | 5496 | 2.5 | 180 | 28 | 1 |
| 27 | 5496 | 2.5 | 228 | 23 | 0 |
| 28 | 5496 | 2.5 | 203 | 25 | 1 |
| 29 | 5496 | 1.5 | 188 | 25 | 1 |
| 30 | 5496 | 1.9 | 217 | 24 | 1 |
| Detection Percentage (%) | | | | | 93.333 |
| Limit | | | | | 60% |
| **Test Result** | | | | | **Complied** |

***Type 3 Radar Statistical Performance***

| Trial # | Test Freq. (MHz) | Pulse Width (us) | PRI (us) | Pulses / Burst | 1=Detection ; 0=No Detection |
|---|---|---|---|---|---|
| 1 | 5502 | 8.0 | 205 | 16 | 1 |
| 2 | 5502 | 6.7 | 382 | 18 | 1 |
| 3 | 5502 | 8.6 | 418 | 16 | 1 |
| 4 | 5502 | 9.4 | 351 | 17 | 0 |
| 5 | 5502 | 7.4 | 383 | 18 | 1 |
| 6 | 5502 | 9.8 | 232 | 16 | 0 |
| 7 | 5502 | 9.1 | 377 | 17 | 1 |
| 8 | 5502 | 9.6 | 457 | 16 | 1 |
| 9 | 5502 | 8.0 | 471 | 18 | 1 |
| 10 | 5502 | 9.0 | 304 | 18 | 0 |
| 11 | 5502 | 8.0 | 316 | 17 | 1 |
| 12 | 5502 | 9.8 | 325 | 16 | 0 |
| 13 | 5502 | 8.0 | 409 | 17 | 1 |
| 14 | 5502 | 9.9 | 200 | 17 | 1 |
| 15 | 5502 | 8.8 | 458 | 16 | 1 |
| 16 | 5502 | 8.0 | 232 | 18 | 1 |
| 17 | 5502 | 8.3 | 250 | 16 | 1 |
| 18 | 5502 | 8.7 | 270 | 16 | 1 |
| 19 | 5502 | 7.7 | 350 | 17 | 0 |
| 20 | 5502 | 7.1 | 230 | 16 | 1 |
| 21 | 5502 | 7.3 | 416 | 18 | 1 |
| 22 | 5502 | 7.6 | 498 | 18 | 1 |
| 23 | 5502 | 7.3 | 286 | 17 | 1 |
| 24 | 5502 | 7.3 | 287 | 16 | 1 |
| 25 | 5502 | 7.5 | 462 | 17 | 0 |
| 26 | 5502 | 6.2 | 300 | 17 | 1 |
| 27 | 5502 | 6.4 | 323 | 18 | 1 |
| 28 | 5502 | 7.1 | 420 | 16 | 0 |
| 29 | 5502 | 7.2 | 395 | 18 | 0 |
| 30 | 5502 | 8.4 | 377 | 16 | 1 |
| Detection Percentage (%) | | | | | 73.333 |
| Limit | | | | | 60% |
| **Test Result** | | | | | **Complied** |

***Type 4 Radar Statistical Performance***

| *Trial #* | *Test Freq. (MHz)* | *Pulse Width (us)* | *PRI (us)* | *Pulses / Burst* | *1=Detection 0=No Detection* |
|---|---|---|---|---|---|
| 1 | 5501 | 18.0 | 242 | 15 | 1 |
| 2 | 5501 | 19.9 | 279 | 12 | 0 |
| 3 | 5501 | 12.9 | 487 | 14 | 1 |
| 4 | 5501 | 15.0 | 452 | 13 | 1 |
| 5 | 5501 | 16.3 | 230 | 12 | 0 |
| 6 | 5501 | 19.8 | 238 | 13 | 1 |
| 7 | 5501 | 18.2 | 420 | 16 | 0 |
| 8 | 5501 | 16.3 | 452 | 15 | 1 |
| 9 | 5501 | 14.2 | 495 | 12 | 0 |
| 10 | 5501 | 17.8 | 228 | 16 | 1 |
| 11 | 5501 | 19.1 | 211 | 16 | 1 |
| 12 | 5501 | 18.4 | 283 | 15 | 1 |
| 13 | 5501 | 11.8 | 411 | 12 | 1 |
| 14 | 5501 | 14.2 | 284 | 13 | 0 |
| 15 | 5501 | 13.9 | 202 | 12 | 1 |
| 16 | 5501 | 17.8 | 340 | 14 | 0 |
| 17 | 5501 | 15.6 | 290 | 16 | 1 |
| 18 | 5501 | 14.6 | 250 | 16 | 1 |
| 19 | 5501 | 14.4 | 484 | 15 | 1 |
| 20 | 5501 | 18.9 | 387 | 13 | 1 |
| 21 | 5501 | 11.1 | 348 | 15 | 0 |
| 22 | 5501 | 13.8 | 291 | 16 | 1 |
| 23 | 5501 | 14.3 | 295 | 12 | 0 |
| 24 | 5501 | 12.5 | 300 | 12 | 1 |
| 25 | 5501 | 12.5 | 322 | 14 | 1 |
| 26 | 5501 | 12.5 | 383 | 13 | 1 |
| 27 | 5501 | 15.7 | 322 | 16 | 1 |
| 28 | 5501 | 19.8 | 469 | 13 | 1 |
| 29 | 5501 | 18.6 | 406 | 15 | 1 |
| 30 | 5501 | 15.9 | 238 | 14 | 1 |
| Detection Percentage (%) | | | | | 73.333 |
| Limit | | | | | 60% |
| **Test Result** | | | | | **Complied** |

***Total Type 1~4 Radar Statistical Performance***

| Radar Type # | Detection Percentage (%) |
|---|---|
| 1 | 100.000 |
| 2 | 93.333 |
| 3 | 73.333 |
| 4 | 73.333 |
| Aggregate (Radar Types 1-4) | 85.000 |
| Limit | 80% |
| **Test Result** | **Complied** |

***Type 5 Radar Statistical Performance***

| Center Freq. (MHz) | Low Edge (MHz) | High Edge (MHz) | VSG Freq. (MHz) | Detection |
|---|---|---|---|---|
| 5500 | 5490 | 5510 | | |
| Trial | Chirp | Offset | | |
| 1 | 11 | 0 | 5500.00 | 1 |
| 2 | 5 | 0 | 5500.00 | 1 |
| 3 | 20 | 0 | 5500.00 | 1 |
| 4 | 13 | 0 | 5500.00 | 1 |
| 5 | 11 | 0 | 5500.00 | 1 |
| 6 | 16 | 0 | 5500.00 | 1 |
| 7 | 11 | 0 | 5500.00 | 1 |
| 8 | 20 | 0 | 5500.00 | 1 |
| 9 | 9 | 0 | 5500.00 | 1 |
| 10 | 15 | 0 | 5500.00 | 1 |
| 11 | 20 | 2.00 | 5498.00 | 1 |
| 12 | 6 | 7.60 | 5492.40 | 1 |
| 13 | 13 | 4.80 | 5495.20 | 1 |
| 14 | 10 | 6.00 | 5494.00 | 1 |
| 15 | 16 | 3.60 | 5496.40 | 1 |
| 16 | 11 | 5.60 | 5494.40 | 1 |
| 17 | 7 | 7.20 | 5492.80 | 1 |
| 18 | 15 | 4.00 | 5496.00 | 1 |
| 19 | 7 | 7.20 | 5492.80 | 0 |
| 20 | 20 | 2.00 | 5498.00 | 1 |
| 21 | 6 | 7.60 | 5507.60 | 1 |
| 22 | 11 | 5.60 | 5505.60 | 0 |
| 23 | 16 | 3.60 | 5503.60 | 1 |
| 24 | 6 | 7.60 | 5507.60 | 1 |
| 25 | 9 | 6.40 | 5506.40 | 1 |
| 26 | 10 | 6.00 | 5506.00 | 0 |
| 27 | 18 | 2.80 | 5502.80 | 1 |
| 28 | 19 | 2.40 | 5502.40 | 0 |
| 29 | 14 | 4.40 | 5504.40 | 1 |
| 30 | 13 | 4.80 | 5504.80 | 1 |
| Total | | | | 26 |
| Detection Percentage (%) | | | | 87% |
| Limit | | | | 80% |
| **Test Result** | | | | **Complied** |

**Data Sheet for Radar Type 5**

| Statistical Performance Check Result | | | | | | | |
|---|---|---|---|---|---|---|---|
| **Radar Test Signal (#)** | | 5 | | **Trail #** | | 1 | |
| **Burst of Number** | 13 | **Burst Period(s)** | 0.9230769 | **Waveform Length(s)** | 12 | **Frequency** | Center |
| **Burst Offset (us)** | **Pulse Width (us)** | **Chirp Width (MHz)** | **Number of Pulses per Burst** | **PRI-1 (us)** | **PRI-2 (us)** | **PRI-3 (us)** | |
| 591291 | 70 | 11 | 2 | 1208 | 1481 | - | |
| 815216 | 51.8 | 11 | 1 | 1896 | - | - | |
| 117197 | 97.9 | 11 | 3 | 1255 | 1463 | 1169 | |
| 340497 | 75.4 | 11 | 2 | 1776 | 1116 | - | |
| 563700 | 70.6 | 11 | 2 | 1361 | 1483 | - | |
| 786312 | 85.5 | 11 | 3 | 1168 | 1155 | 1192 | |
| 89901 | 70.6 | 11 | 2 | 1078 | 1126 | - | |
| 312423 | 97.5 | 11 | 3 | 1237 | 1833 | 1540 | |
| 536877 | 64.5 | 11 | 1 | 1698 | - | - | |
| 759212 | 81.4 | 11 | 2 | 1575 | 1490 | - | |
| 62185 | 99.2 | 11 | 3 | 1350 | 1982 | 1902 | |
| 285880 | 54.7 | 11 | 1 | 1722 | - | - | |
| 508479 | 75.7 | 11 | 2 | 1594 | 1682 | - | |

| Statistical Performance Check Result | | | | | | | |
|---|---|---|---|---|---|---|---|
| **Radar Test Signal (#)** | | 5 | | **Trail #** | | 2 | |
| **Burst of Number** | 8 | **Burst Period(s)** | 1.5 | **Waveform Length(s)** | 12 | **Frequency** | Center |
| **Burst Offset (us)** | **Pulse Width (us)** | **Chirp Width (MHz)** | **Number of Pulses per Burst** | **PRI-1 (us)** | **PRI-2 (us)** | **PRI-3 (us)** | |
| 1190042 | 68.2 | 5 | 2 | 1790 | 1952 | - | |
| 56652 | 84.7 | 5 | 3 | 1714 | 1515 | 1061 | |
| 419783 | 69.6 | 5 | 2 | 1458 | 1500 | - | |
| 783608 | 56.5 | 5 | 1 | 1533 | - | - | |
| 1144211 | 84.2 | 5 | 3 | 1322 | 1988 | 1910 | |
| 11992 | 56.5 | 5 | 1 | 1411 | - | - | |
| 374471 | 97.5 | 5 | 3 | 1353 | 1981 | 1974 | |
| 738925 | 54.4 | 5 | 1 | 1365 | - | - | |

| Statistical Performance Check Result | | | | | | | |
|---|---|---|---|---|---|---|---|
| Radar Test Signal (#) | | 5 | | Trail # | | 3 | |
| Burst of Number | 20 | Burst Period(s) | 0.6 | Waveform Length(s) | 12 | Frequency | Center |
| Burst Offset (us) | Pulse Width (us) | Chirp Width (MHz) | Number of Pulses per Burst | PRI-1 (us) | PRI-2 (us) | PRI-3 (us) | |
| 439705 | 70 | 20 | 2 | 1001 | 1246 | - | |
| 583092 | 84.7 | 20 | 3 | 1198 | 1120 | 1552 | |
| 132117 | 55.3 | 20 | 1 | 1264 | - | - | |
| 277048 | 64.5 | 20 | 1 | 1871 | - | - | |
| 421122 | 68.6 | 20 | 2 | 1381 | 1894 | - | |
| 564997 | 93.7 | 20 | 3 | 1306 | 1111 | 1754 | |
| 113465 | 96.8 | 20 | 3 | 1996 | 1535 | 1742 | |
| 258948 | 78.3 | 20 | 2 | 1239 | 1166 | - | |
| 403936 | 76.7 | 20 | 2 | 1221 | 1107 | - | |
| 545928 | 86.2 | 20 | 3 | 1947 | 1800 | 1806 | |
| 96115 | 72.3 | 20 | 2 | 1504 | 1176 | - | |
| 241508 | 64.6 | 20 | 1 | 1382 | - | - | |
| 384855 | 95.4 | 20 | 3 | 1598 | 1117 | 1511 | |
| 528969 | 85.4 | 20 | 3 | 1631 | 1870 | 1152 | |
| 78179 | 73.2 | 20 | 2 | 1729 | 1649 | - | |
| 223000 | 77.7 | 20 | 2 | 1815 | 1238 | - | |
| 368464 | 65.7 | 20 | 1 | 1941 | - | - | |
| 510325 | 90.2 | 20 | 3 | 1899 | 1935 | 1819 | |
| 60248 | 98.9 | 20 | 3 | 1194 | 1675 | 1570 | |
| 205316 | 79.6 | 20 | 2 | 1245 | 1375 | - | |

| Statistical Performance Check Result | | | | | | | |
|---|---|---|---|---|---|---|---|
| Radar Test Signal (#) | | 5 | | Trail # | | 4 | |
| Burst of Number | 14 | Burst Period(s) | 0.8571429 | Waveform Length(s) | 12 | Frequency | Center |
| Burst Offset (us) | Pulse Width (us) | Chirp Width (MHz) | Number of Pulses per Burst | PRI-1 (us) | PRI-2 (us) | PRI-3 (us) | |
| 501575 | 51 | 13 | 1 | 1542 | - | - | |
| 707132 | 98.7 | 13 | 3 | 1613 | 1219 | 1066 | |
| 60818 | 91.5 | 13 | 3 | 1072 | 1397 | 1549 | |
| 267493 | 87 | 13 | 3 | 1253 | 1748 | 1762 | |
| 475767 | 66.3 | 13 | 1 | 1987 | - | - | |
| 680475 | 86.6 | 13 | 3 | 1785 | 1777 | 1797 | |
| 35313 | 95.2 | 13 | 3 | 1482 | 1137 | 1844 | |
| 242662 | 73.5 | 13 | 2 | 1059 | 1475 | - | |
| 449288 | 98 | 13 | 3 | 1180 | 1480 | 1096 | |
| 657034 | 74.6 | 13 | 2 | 1324 | 1427 | - | |
| 9842 | 92.4 | 13 | 3 | 1133 | 1753 | 1378 | |
| 217141 | 82 | 13 | 2 | 1236 | 1259 | - | |
| 422905 | 87.8 | 13 | 3 | 1803 | 1842 | 1900 | |
| 631115 | 72.9 | 13 | 2 | 1559 | 1726 | - | |

| Statistical Performance Check Result | | | | | | | |
|---|---|---|---|---|---|---|---|
| Radar Test Signal (#) | | 5 | | Trail # | | 5 | |
| Burst of Number | 13 | Burst Period(s) | 0.9230769 | Waveform Length(s) | 12 | Frequency | Center |
| Burst Offset (us) | Pulse Width (us) | Chirp Width (MHz) | Number of Pulses per Burst | PRI-1 (us) | PRI-2 (us) | PRI-3 (us) | |
| 902081 | 100 | 11 | 3 | 1258 | 1396 | 1493 | |
| 206352 | 67.1 | 11 | 2 | 1492 | 1179 | - | |
| 429145 | 92.5 | 11 | 3 | 1410 | 1150 | 1042 | |
| 653709 | 60.9 | 11 | 1 | 1399 | - | - | |
| 877441 | 52 | 11 | 1 | 1193 | - | - | |
| 178469 | 91.8 | 11 | 3 | 1686 | 1403 | 1569 | |
| 402251 | 73.8 | 11 | 2 | 1067 | 1218 | - | |
| 625039 | 69.2 | 11 | 2 | 1841 | 1229 | - | |
| 847087 | 87.9 | 11 | 3 | 1073 | 1416 | 1755 | |
| 151064 | 95.2 | 11 | 3 | 1197 | 1512 | 1756 | |
| 374324 | 76.8 | 11 | 2 | 1437 | 1879 | - | |
| 596338 | 90.1 | 11 | 3 | 1352 | 1925 | 1666 | |
| 820999 | 80.4 | 11 | 2 | 1586 | 1132 | - | |

| Statistical Performance Check Result | | | | | | | |
|---|---|---|---|---|---|---|---|
| Radar Test Signal (#) | | 5 | | Trail # | | 6 | |
| Burst of Number | 17 | Burst Period(s) | 0.7058824 | Waveform Length(s) | 12 | Frequency | Center |
| Burst Offset (us) | Pulse Width (us) | Chirp Width (MHz) | Number of Pulses per Burst | PRI-1 (us) | PRI-2 (us) | PRI-3 (us) | |
| 94587 | 82.8 | 16 | 2 | 1332 | 1689 | - | |
| 265527 | 61.5 | 16 | 1 | 1764 | - | - | |
| 435227 | 91.9 | 16 | 3 | 1301 | 1024 | 1167 | |
| 605381 | 90.8 | 16 | 3 | 1277 | 1091 | 1354 | |
| 73476 | 94 | 16 | 3 | 1185 | 1805 | 1109 | |
| 244588 | 57.6 | 16 | 1 | 1487 | - | - | |
| 414781 | 67.8 | 16 | 2 | 1026 | 1554 | - | |
| 586578 | 53.4 | 16 | 1 | 1110 | - | - | |
| 52576 | 71.4 | 16 | 2 | 1583 | 1653 | - | |
| 222476 | 93.3 | 16 | 3 | 1791 | 1766 | 1296 | |
| 393218 | 68.4 | 16 | 2 | 1678 | 1890 | - | |
| 562777 | 98.2 | 16 | 3 | 1510 | 1605 | 1418 | |
| 31603 | 82 | 16 | 2 | 1300 | 1523 | - | |
| 201756 | 98.6 | 16 | 3 | 1020 | 1070 | 1990 | |
| 372162 | 73.3 | 16 | 2 | 1999 | 1709 | - | |
| 542921 | 80.3 | 16 | 2 | 1205 | 1908 | - | |
| 10620 | 52 | 16 | 1 | 1445 | - | - | |

| Statistical Performance Check Result | | | | | | | |
|---|---|---|---|---|---|---|---|
| Radar Test Signal (#) | | 5 | | Trail # | | 7 | |
| Burst of Number | 13 | Burst Period(s) | 0.9230769 | Waveform Length(s) | 12 | Frequency | Center |
| Burst Offset (us) | Pulse Width (us) | Chirp Width (MHz) | Number of Pulses per Burst | PRI-1 (us) | PRI-2 (us) | PRI-3 (us) | |
| 236763 | 93.9 | 11 | 3 | 1325 | 1401 | 1265 | |
| 458923 | 90.3 | 11 | 3 | 1962 | 1647 | 1876 | |
| 683506 | 76.8 | 11 | 2 | 1499 | 1242 | - | |
| 906848 | 72.4 | 11 | 2 | 1595 | 1013 | - | |
| 209338 | 85.5 | 11 | 3 | 1048 | 1368 | 1438 | |
| 433316 | 56 | 11 | 1 | 1646 | - | - | |
| 654365 | 85.2 | 11 | 3 | 1784 | 1878 | 1389 | |
| 880256 | 54.8 | 11 | 1 | 1659 | - | - | |
| 181618 | 88.1 | 11 | 3 | 1927 | 1928 | 1307 | |
| 405781 | 57.1 | 11 | 1 | 1664 | - | - | |
| 629680 | 55.8 | 11 | 1 | 1039 | - | - | |
| 852332 | 81.8 | 11 | 2 | 1050 | 1038 | - | |
| 154801 | 60.7 | 11 | 1 | 1557 | - | - | |

| Statistical Performance Check Result | | | | | | | |
|---|---|---|---|---|---|---|---|
| Radar Test Signal (#) | | 5 | | Trail # | | 8 | |
| Burst of Number | 20 | Burst Period(s) | 0.6 | Waveform Length(s) | 12 | Frequency | Center |
| Burst Offset (us) | Pulse Width (us) | Chirp Width (MHz) | Number of Pulses per Burst | PRI-1 (us) | PRI-2 (us) | PRI-3 (us) | |
| 244340 | 96.4 | 20 | 3 | 1226 | 1572 | 2000 | |
| 390950 | 60.1 | 20 | 1 | 1346 | - | - | |
| 534907 | 76.3 | 20 | 2 | 1441 | 1284 | - | |
| 82690 | 56.2 | 20 | 1 | 1273 | - | - | |
| 227993 | 62.4 | 20 | 1 | 1031 | - | - | |
| 372695 | 62 | 20 | 1 | 1940 | - | - | |
| 517788 | 56 | 20 | 1 | 1889 | - | - | |
| 64471 | 83.9 | 20 | 3 | 1106 | 1311 | 1930 | |
| 209097 | 98.4 | 20 | 3 | 1260 | 1022 | 1606 | |
| 354143 | 74.3 | 20 | 2 | 1178 | 1917 | - | |
| 499561 | 70 | 20 | 2 | 1069 | 1249 | - | |
| 46749 | 69.5 | 20 | 2 | 1773 | 1652 | - | |
| 191589 | 78.6 | 20 | 2 | 1347 | 1603 | - | |
| 336486 | 73.9 | 20 | 2 | 1177 | 1608 | - | |
| 481767 | 74.1 | 20 | 2 | 1153 | 1089 | - | |
| 28998 | 62.7 | 20 | 1 | 1944 | - | - | |
| 173769 | 70.1 | 20 | 2 | 1224 | 1672 | - | |
| 317895 | 93.3 | 20 | 3 | 1217 | 1015 | 1957 | |
| 464152 | 50.5 | 20 | 1 | 1929 | - | - | |
| 11067 | 89 | 20 | 3 | 1945 | 1615 | 1847 | |

| Statistical Performance Check Result | | | | | | | |
|---|---|---|---|---|---|---|---|
| Radar Test Signal (#) | | 5 | | Trail # | | 9 | |
| Burst of Number | 11 | Burst Period(s) | 1.0909091 | Waveform Length(s) | 12 | Frequency | Center |
| Burst Offset (us) | Pulse Width (us) | Chirp Width (MHz) | Number of Pulses per Burst | PRI-1 (us) | PRI-2 (us) | PRI-3 (us) | |
| 283763 | 85.8 | 9 | 3 | 1451 | 1023 | 1821 | |
| 548478 | 51.3 | 9 | 1 | 1960 | - | - | |
| 809743 | 86.6 | 9 | 3 | 1998 | 1989 | 1778 | |
| 1077369 | 63.2 | 9 | 1 | 1270 | - | - | |
| 251895 | 57.9 | 9 | 1 | 1730 | - | - | |
| 514624 | 97.4 | 9 | 3 | 1488 | 1953 | 1309 | |
| 780737 | 55.4 | 9 | 1 | 1002 | - | - | |
| 1044449 | 56.6 | 9 | 1 | 1654 | - | - | |
| 218719 | 86 | 9 | 3 | 1683 | 1425 | 1787 | |
| 483655 | 55.9 | 9 | 1 | 1417 | - | - | |
| 747738 | 50.5 | 9 | 1 | 1641 | - | - | |

| Statistical Performance Check Result | | | | | | | |
|---|---|---|---|---|---|---|---|
| Radar Test Signal (#) | | 5 | | Trail # | | 10 | |
| Burst of Number | 9 | Burst Period(s) | 0.75 | Waveform Length(s) | 12 | Frequency | Center |
| Burst Offset (us) | Pulse Width (us) | Chirp Width (MHz) | Number of Pulses per Burst | PRI-1 (us) | PRI-2 (us) | PRI-3 (us) | |
| 695151 | 61.9 | 15 | 1 | 1713 | - | - | |
| 128132 | 71.6 | 15 | 2 | 1320 | 1648 | - | |
| 309769 | 60.6 | 15 | 1 | 1862 | - | - | |
| 489296 | 97 | 15 | 3 | 1244 | 1669 | 1873 | |
| 672580 | 58.2 | 15 | 1 | 1954 | - | - | |
| 105804 | 71.9 | 15 | 2 | 1694 | 1351 | - | |
| 286805 | 75.7 | 15 | 2 | 1869 | 1591 | - | |
| 467329 | 86.1 | 15 | 3 | 1161 | 1266 | 1887 | |
| 650589 | 61.2 | 15 | 1 | 1544 | - | - | |
| 83455 | 74.3 | 15 | 2 | 1934 | 1415 | - | |
| 264701 | 68.2 | 15 | 2 | 1422 | 1478 | - | |
| 444952 | 95.5 | 15 | 3 | 1657 | 1214 | 1610 | |
| 628454 | 65.9 | 15 | 1 | 1276 | - | - | |
| 61315 | 56.8 | 15 | 1 | 1335 | - | - | |
| 242712 | 52.9 | 15 | 1 | 1881 | - | - | |
| 424295 | 56.8 | 15 | 1 | 1634 | - | - | |

| Statistical Performance Check Result | | | | | | | |
|---|---|---|---|---|---|---|---|
| Radar Test Signal (#) | | 5 | | Trail # | | 11 | |
| Burst of Number | 20 | Burst Period(s) | 0.6 | Waveform Length(s) | 12 | Frequency | $F_L$+(0.4*Chirp width) |
| Burst Offset (us) | Pulse Width (us) | Chirp Width (MHz) | Number of Pulses per Burst | PRI-1 (us) | PRI-2 (us) | PRI-3 (us) | |
| 483494 | 82.2 | 20 | 2 | 1691 | 1029 | - | |
| 31130 | 61.1 | 20 | 1 | 1623 | - | - | |
| 175309 | 92.1 | 20 | 3 | 1303 | 1697 | 1836 | |
| 320742 | 68 | 20 | 2 | 1362 | 1450 | - | |
| 466659 | 63.9 | 20 | 1 | 1426 | - | - | |
| 13250 | 55.3 | 20 | 1 | 1823 | - | - | |
| 157701 | 92.9 | 20 | 3 | 1232 | 1191 | 1763 | |
| 302865 | 75 | 20 | 2 | 1571 | 1312 | - | |
| 446764 | 95 | 20 | 3 | 1254 | 1650 | 1207 | |
| 591996 | 73.6 | 20 | 2 | 1550 | 1846 | - | |
| 140621 | 63 | 20 | 1 | 1121 | - | - | |
| 283899 | 98.4 | 20 | 3 | 1343 | 1977 | 1926 | |
| 430680 | 65.1 | 20 | 1 | 1725 | - | - | |
| 575746 | 56.5 | 20 | 1 | 1761 | - | - | |
| 122072 | 99.4 | 20 | 3 | 1241 | 1118 | 1973 | |
| 266724 | 98 | 20 | 3 | 1588 | 1304 | 1028 | |
| 410761 | 92.5 | 20 | 3 | 1484 | 1733 | 1473 | |
| 556827 | 73.8 | 20 | 2 | 1574 | 1310 | - | |
| 104794 | 58 | 20 | 1 | 1380 | - | - | |
| 248823 | 97.9 | 20 | 3 | 1443 | 1326 | 1376 | |

| Statistical Performance Check Result | | | | | | | |
|---|---|---|---|---|---|---|---|
| Radar Test Signal (#) | | 5 | | Trail # | | 12 | |
| Burst of Number | 9 | Burst Period(s) | 1.3333333 | Waveform Length(s) | 12 | Frequency | $F_L$+(0.4*Chirp width) |
| Burst Offset (us) | Pulse Width (us) | Chirp Width (MHz) | Number of Pulses per Burst | PRI-1 (us) | PRI-2 (us) | PRI-3 (us) | |
| 878323 | 68 | 6 | 2 | 1562 | 1223 | - | |
| 1201036 | 77 | 6 | 2 | 1576 | 1195 | - | |
| 193430 | 65.9 | 6 | 1 | 1019 | - | - | |
| 515373 | 90.9 | 6 | 3 | 1728 | 1142 | 1206 | |
| 837168 | 94.4 | 6 | 3 | 1333 | 1997 | 1685 | |
| 1162414 | 57.1 | 6 | 1 | 1479 | - | - | |
| 153280 | 89.3 | 6 | 3 | 1447 | 1536 | 1062 | |
| 476708 | 64.6 | 6 | 1 | 1156 | - | - | |
| 798519 | 67.6 | 6 | 2 | 1975 | 1319 | - | |

| Statistical Performance Check Result | | | | | | | |
|---|---|---|---|---|---|---|---|
| Radar Test Signal (#) | | 5 | | Trail # | | 13 | |
| Burst of Number | 14 | Burst Period(s) | 0.8571429 | Waveform Length(s) | 12 | Frequency | $F_L$+(0.4*Chirp width) |
| Burst Offset (us) | Pulse Width (us) | Chirp Width (MHz) | Number of Pulses per Burst | PRI-1 (us) | PRI-2 (us) | PRI-3 (us) | |
| 721573 | 55.9 | 13 | 1 | 1087 | - | - | |
| 72983 | 70.6 | 13 | 2 | 1516 | 1373 | - | |
| 280517 | 56.4 | 13 | 1 | 1822 | - | - | |
| 488047 | 54.9 | 13 | 1 | 1667 | - | - | |
| 692783 | 90.5 | 13 | 3 | 1636 | 1670 | 1736 | |
| 47463 | 73.3 | 13 | 2 | 1462 | 1435 | - | |
| 253983 | 95.6 | 13 | 3 | 1681 | 1897 | 1538 | |
| 460713 | 94 | 13 | 3 | 1555 | 1620 | 1780 | |
| 667923 | 87.9 | 13 | 3 | 1140 | 1812 | 1329 | |
| 21923 | 86.7 | 13 | 3 | 1095 | 1456 | 1097 | |
| 229477 | 56.6 | 13 | 1 | 1581 | - | - | |
| 436459 | 78.8 | 13 | 2 | 1308 | 1289 | - | |
| 642305 | 85.7 | 13 | 3 | 1299 | 1852 | 1315 | |
| 852309 | 51.9 | 13 | 1 | 1250 | - | - | |

| Statistical Performance Check Result | | | | | | | |
|---|---|---|---|---|---|---|---|
| Radar Test Signal (#) | | 5 | | Trail # | | 14 | |
| Burst of Number | 12 | Burst Period(s) | 1 | Waveform Length(s) | 12 | Frequency | $F_L$+(0.4*Chirp width) |
| Burst Offset (us) | Pulse Width (us) | Chirp Width (MHz) | Number of Pulses per Burst | PRI-1 (us) | PRI-2 (us) | PRI-3 (us) | |
| 237287 | 84.6 | 10 | 3 | 1314 | 1508 | 1611 | |
| 480167 | 58.8 | 10 | 1 | 1472 | - | - | |
| 721239 | 77.4 | 10 | 2 | 1092 | 1904 | - | |
| 963224 | 71 | 10 | 2 | 1139 | 1671 | - | |
| 208121 | 54.6 | 10 | 1 | 1673 | - | - | |
| 449554 | 74.9 | 10 | 2 | 1469 | 1738 | - | |
| 691801 | 70.3 | 10 | 2 | 1233 | 1263 | - | |
| 934484 | 52.9 | 10 | 1 | 1687 | - | - | |
| 177771 | 92.1 | 10 | 3 | 1433 | 1826 | 1355 | |
| 419126 | 98.9 | 10 | 3 | 1915 | 1407 | 1428 | |
| 662911 | 55.1 | 10 | 1 | 1125 | - | - | |
| 902272 | 88.9 | 10 | 3 | 1635 | 1045 | 1643 | |

| Statistical Performance Check Result | | | | | | | |
|---|---|---|---|---|---|---|---|
| Radar Test Signal (#) | | 5 | | Trail # | | 15 | |
| Burst of Number | 17 | Burst Period(s) | 0.7058824 | Waveform Length(s) | 12 | Frequency | $F_L$+(0.4*Chirp width) |
| Burst Offset (us) | Pulse Width (us) | Chirp Width (MHz) | Number of Pulses per Burst | PRI-1 (us) | PRI-2 (us) | PRI-3 (us) | |
| 104782 | 55.1 | 16 | 1 | 1331 | - | - | |
| 274485 | 95.2 | 16 | 3 | 1288 | 1262 | 1779 | |
| 446644 | 51.1 | 16 | 1 | 1157 | - | - | |
| 615134 | 73.6 | 16 | 2 | 1965 | 1963 | - | |
| 83697 | 56.7 | 16 | 1 | 1637 | - | - | |
| 254526 | 66 | 16 | 1 | 1563 | - | - | |
| 424104 | 78.2 | 16 | 2 | 1872 | 1746 | - | |
| 596368 | 57.3 | 16 | 1 | 1323 | - | - | |
| 62396 | 89.1 | 16 | 3 | 1882 | 1328 | 1370 | |
| 233528 | 53 | 16 | 1 | 1432 | - | - | |
| 404155 | 56.6 | 16 | 1 | 1824 | - | - | |
| 572746 | 93.4 | 16 | 3 | 1699 | 1269 | 1507 | |
| 41534 | 74.7 | 16 | 2 | 1498 | 1593 | - | |
| 211866 | 83.3 | 16 | 2 | 1585 | 1892 | - | |
| 383319 | 53.8 | 16 | 1 | 1460 | - | - | |
| 553954 | 53.9 | 16 | 1 | 1727 | - | - | |
| 20589 | 54.5 | 16 | 1 | 1356 | - | - | |

| Statistical Performance Check Result | | | | | | | |
|---|---|---|---|---|---|---|---|
| Radar Test Signal (#) | | 5 | | Trail # | | 16 | |
| Burst of Number | 13 | Burst Period(s) | 0.9230769 | Waveform Length(s) | 12 | Frequency | $F_L$+(0.4*Chirp width) |
| Burst Offset (us) | Pulse Width (us) | Chirp Width (MHz) | Number of Pulses per Burst | PRI-1 (us) | PRI-2 (us) | PRI-3 (us) | |
| 249549 | 87.2 | 11 | 3 | 1529 | 1868 | 1392 | |
| 473814 | 51.3 | 11 | 1 | 1772 | - | - | |
| 696747 | 69.1 | 11 | 2 | 1145 | 1305 | - | |
| 919852 | 82.3 | 11 | 2 | 1614 | 1012 | - | |
| 222458 | 75 | 11 | 2 | 1477 | 1898 | - | |
| 445510 | 81.4 | 11 | 2 | 1625 | 1760 | - | |
| 669234 | 82 | 11 | 2 | 1290 | 1173 | - | |
| 891674 | 66.9 | 11 | 2 | 1526 | 1801 | - | |
| 194770 | 86.2 | 11 | 3 | 1172 | 1980 | 1227 | |
| 417571 | 84.6 | 11 | 3 | 1932 | 1394 | 1079 | |
| 640275 | 89.8 | 11 | 3 | 1601 | 1071 | 1880 | |
| 862582 | 97.4 | 11 | 3 | 1985 | 1745 | 1316 | |
| 167886 | 52.9 | 11 | 1 | 1294 | - | - | |

| Statistical Performance Check Result | | | | | | | |
|---|---|---|---|---|---|---|---|
| Radar Test Signal (#) | | 5 | | Trail # | | 17 | |
| Burst of Number | 9 | Burst Period(s) | 1.3333333 | Waveform Length(s) | 12 | Frequency | $F_L$+(0.4*Chirp width) |
| Burst Offset (us) | Pulse Width (us) | Chirp Width (MHz) | Number of Pulses per Burst | PRI-1 (us) | PRI-2 (us) | PRI-3 (us) | |
| 564844 | 78.5 | 7 | 2 | 1406 | 1829 | - | |
| 888379 | 57.6 | 7 | 1 | 1820 | - | - | |
| 1208797 | 99.8 | 7 | 3 | 1248 | 1692 | 1645 | |
| 202812 | 51.5 | 7 | 1 | 1298 | - | - | |
| 525477 | 68.1 | 7 | 2 | 1088 | 1213 | - | |
| 848768 | 50.3 | 7 | 1 | 1558 | - | - | |
| 1169382 | 92.8 | 7 | 3 | 1580 | 1573 | 1114 | |
| 162951 | 64.2 | 7 | 1 | 1854 | - | - | |
| 485678 | 79.9 | 7 | 2 | 1011 | 1387 | - | |

| Statistical Performance Check Result | | | | | | | |
|---|---|---|---|---|---|---|---|
| Radar Test Signal (#) | | 5 | | Trail # | | 18 | |
| Burst of Number | 16 | Burst Period(s) | 0.75 | Waveform Length(s) | 12 | Frequency | $F_L$+(0.4*Chirp width) |
| Burst Offset (us) | Pulse Width (us) | Chirp Width (MHz) | Number of Pulses per Burst | PRI-1 (us) | PRI-2 (us) | PRI-3 (us) | |
| 452762 | 90.6 | 15 | 3 | 1885 | 1390 | 1371 | |
| 636546 | 50.5 | 15 | 1 | 1103 | - | - | |
| 69136 | 78.3 | 15 | 2 | 1485 | 1175 | - | |
| 250688 | 62.9 | 15 | 1 | 1768 | - | - | |
| 431876 | 81.6 | 15 | 2 | 1211 | 1044 | - | |
| 613696 | 52.2 | 15 | 1 | 1684 | - | - | |
| 46710 | 84 | 15 | 3 | 1704 | 1338 | 1209 | |
| 227355 | 96.3 | 15 | 3 | 1920 | 1674 | 1384 | |
| 409287 | 71.3 | 15 | 2 | 1292 | 1421 | - | |
| 590397 | 71.1 | 15 | 2 | 1818 | 1060 | - | |
| 24536 | 66.3 | 15 | 1 | 1055 | - | - | |
| 205244 | 98.5 | 15 | 3 | 1712 | 1448 | 1291 | |
| 387827 | 54.9 | 15 | 1 | 1043 | - | - | |
| 566988 | 97.5 | 15 | 3 | 1749 | 1158 | 1404 | |
| 2150 | 86.1 | 15 | 3 | 1607 | 1867 | 1436 | |
| 183641 | 56.5 | 15 | 1 | 1721 | - | - | |

| Statistical Performance Check Result | | | | | | | |
|---|---|---|---|---|---|---|---|
| Radar Test Signal (#) | | 5 | | Trail # | | 19 | |
| Burst of Number | 9 | Burst Period(s) | 1.3333333 | Waveform Length(s) | 12 | Frequency | $F_L$+(0.4*Chirp width) |
| Burst Offset (us) | Pulse Width (us) | Chirp Width (MHz) | Number of Pulses per Burst | PRI-1 (us) | PRI-2 (us) | PRI-3 (us) | |
| 649004 | 80.2 | 7 | 2 | 1476 | 1792 | - | |
| 972632 | 63.8 | 7 | 1 | 1837 | - | - | |
| 1294265 | 69.1 | 7 | 2 | 1455 | 1715 | - | |
| 287125 | 56.7 | 7 | 1 | 1234 | - | - | |
| 609502 | 70.5 | 7 | 2 | 1127 | 1633 | - | |
| 931751 | 81.5 | 7 | 2 | 1629 | 1783 | - | |
| 1253215 | 88.5 | 7 | 3 | 1147 | 1810 | 1604 | |
| 247305 | 60 | 7 | 1 | 1363 | - | - | |
| 568977 | 86.1 | 7 | 3 | 1212 | 1662 | 1696 | |

| Statistical Performance Check Result | | | | | | | |
|---|---|---|---|---|---|---|---|
| Radar Test Signal (#) | | 5 | | Trail # | | 20 | |
| Burst of Number | 20 | Burst Period(s) | 0.6 | Waveform Length(s) | 12 | Frequency | $F_L$+(0.4*Chirp width) |
| Burst Offset (us) | Pulse Width (us) | Chirp Width (MHz) | Number of Pulses per Burst | PRI-1 (us) | PRI-2 (us) | PRI-3 (us) | |
| 400523 | 74.5 | 20 | 2 | 1775 | 1082 | - | |
| 544232 | 99.1 | 20 | 3 | 1564 | 1074 | 1442 | |
| 92772 | 93.7 | 20 | 3 | 1995 | 1235 | 1293 | |
| 238062 | 73.1 | 20 | 2 | 1006 | 1337 | - | |
| 383830 | 65.2 | 20 | 1 | 1068 | - | - | |
| 529131 | 53.4 | 20 | 1 | 1021 | - | - | |
| 75357 | 61.2 | 20 | 1 | 1553 | - | - | |
| 219129 | 90.3 | 20 | 3 | 1807 | 1912 | 1551 | |
| 365634 | 57.2 | 20 | 1 | 1565 | - | - | |
| 510479 | 60.8 | 20 | 1 | 1909 | - | - | |
| 57360 | 68.5 | 20 | 2 | 1626 | 1163 | - | |
| 202693 | 54 | 20 | 1 | 1340 | - | - | |
| 347847 | 62.1 | 20 | 1 | 1408 | - | - | |
| 490344 | 99.8 | 20 | 3 | 1556 | 1877 | 1230 | |
| 39483 | 79.7 | 20 | 2 | 1701 | 1622 | - | |
| 184461 | 82.9 | 20 | 2 | 1302 | 1164 | - | |
| 328025 | 89.9 | 20 | 3 | 1520 | 1638 | 1769 | |
| 475199 | 63.2 | 20 | 1 | 1336 | - | - | |
| 21678 | 68.6 | 20 | 2 | 1502 | 1256 | - | |
| 166512 | 81 | 20 | 2 | 1398 | 1420 | - | |

| Statistical Performance Check Result | | | | | | | |
|---|---|---|---|---|---|---|---|
| Radar Test Signal (#) | | 5 | | Trail # | | 21 | |
| Burst of Number | 9 | Burst Period(s) | 1.3333333 | Waveform Length(s) | 12 | Frequency | $F_H$-(0.4*Chirp width) |
| Burst Offset (us) | Pulse Width (us) | Chirp Width (MHz) | Number of Pulses per Burst | PRI-1 (us) | | PRI-2 (us) | PRI-3 (us) |
| 694608 | 54.5 | 6 | 1 | 1034 | | - | - |
| 1016456 | 73.6 | 6 | 2 | 1590 | | 1115 | - |
| 8551 | 60.1 | 6 | 1 | 1933 | | - | - |
| 331564 | 63.7 | 6 | 1 | 1505 | | - | - |
| 653496 | 95.1 | 6 | 3 | 1405 | | 1075 | 1220 |
| 975332 | 88 | 6 | 3 | 1628 | | 1744 | 1202 |
| 1297079 | 86.6 | 6 | 3 | 1271 | | 1914 | 1921 |
| 291425 | 73.6 | 6 | 2 | 1188 | | 1924 | - |
| 614597 | 57.5 | 6 | 1 | 1916 | | - | - |

| Statistical Performance Check Result | | | | | | | |
|---|---|---|---|---|---|---|---|
| Radar Test Signal (#) | | 5 | | Trail # | | 22 | |
| Burst of Number | 13 | Burst Period(s) | 0.9230769 | Waveform Length(s) | 12 | Frequency | $F_H$-(0.4*Chirp width) |
| Burst Offset (us) | Pulse Width (us) | Chirp Width (MHz) | Number of Pulses per Burst | PRI-1 (us) | | PRI-2 (us) | PRI-3 (us) |
| 648947 | 59.4 | 11 | 1 | 1464 | | - | - |
| 872834 | 59.1 | 11 | 1 | 1077 | | - | - |
| 174442 | 62 | 11 | 1 | 1104 | | - | - |
| 397033 | 68.2 | 11 | 2 | 1747 | | 1711 | - |
| 619847 | 76.8 | 11 | 2 | 1972 | | 1816 | - |
| 844713 | 57 | 11 | 1 | 1706 | | - | - |
| 146857 | 53.2 | 11 | 1 | 1367 | | - | - |
| 369203 | 90.4 | 11 | 3 | 1731 | | 1446 | 1170 |
| 592949 | 73.2 | 11 | 2 | 1201 | | 1710 | - |
| 817479 | 56.1 | 11 | 1 | 1377 | | - | - |
| 119201 | 67.7 | 11 | 2 | 1130 | | 1171 | - |
| 342999 | 55.1 | 11 | 1 | 1007 | | - | - |
| 566579 | 58.1 | 11 | 1 | 1090 | | - | - |

| Statistical Performance Check Result | | | | | | | |
|---|---|---|---|---|---|---|---|
| Radar Test Signal (#) | | 5 | | Trail # | | 23 | |
| Burst of Number | 17 | Burst Period(s) | 0.7058824 | Waveform Length(s) | 12 | Frequency | $F_H$-(0.4*Chirp width) |
| Burst Offset (us) | Pulse Width (us) | Chirp Width (MHz) | Number of Pulses per Burst | PRI-1 (us) | PRI-2 (us) | PRI-3 (us) | |
| 601322 | 97.7 | 16 | 3 | 1345 | 1186 | 1735 | |
| 69798 | 86.6 | 16 | 3 | 1578 | 1884 | 1521 | |
| 240236 | 67.6 | 16 | 2 | 1861 | 1813 | - | |
| 411573 | 52.4 | 16 | 1 | 1913 | - | - | |
| 581299 | 68 | 16 | 2 | 1719 | 1414 | - | |
| 49079 | 64 | 16 | 1 | 1828 | - | - | |
| 218917 | 89.4 | 16 | 3 | 1765 | 1548 | 1453 | |
| 389991 | 73.8 | 16 | 2 | 1690 | 1216 | - | |
| 560724 | 80.6 | 16 | 2 | 1327 | 1280 | - | |
| 27969 | 68.2 | 16 | 2 | 1893 | 1857 | - | |
| 198477 | 69.9 | 16 | 2 | 1474 | 1501 | - | |
| 368635 | 79 | 16 | 2 | 1619 | 1964 | - | |
| 539754 | 81.5 | 16 | 2 | 1395 | 1160 | - | |
| 7017 | 50.9 | 16 | 1 | 1366 | - | - | |
| 177018 | 88.9 | 16 | 3 | 1080 | 1978 | 1740 | |
| 347849 | 80 | 16 | 2 | 1339 | 1850 | - | |
| 518155 | 78.1 | 16 | 2 | 1503 | 1848 | - | |

| Statistical Performance Check Result | | | | | | | |
|---|---|---|---|---|---|---|---|
| Radar Test Signal (#) | | 5 | | Trail # | | 24 | |
| Burst of Number | 9 | Burst Period(s) | 1.3333333 | Waveform Length(s) | 12 | Frequency | $F_H$-(0.4*Chirp width) |
| Burst Offset (us) | Pulse Width (us) | Chirp Width (MHz) | Number of Pulses per Burst | PRI-1 (us) | PRI-2 (us) | PRI-3 (us) | |
| 1303061 | 77.3 | 6 | 2 | 1858 | 1937 | - | |
| 296120 | 66.9 | 6 | 2 | 1452 | 1703 | - | |
| 618053 | 87.6 | 6 | 3 | 1461 | 1679 | 1471 | |
| 941705 | 82.8 | 6 | 2 | 1058 | 1582 | - | |
| 1262467 | 97.9 | 6 | 3 | 1561 | 1786 | 1369 | |
| 256754 | 51.6 | 6 | 1 | 1225 | - | - | |
| 579778 | 56.4 | 6 | 1 | 1349 | - | - | |
| 900681 | 85.8 | 6 | 3 | 1708 | 1025 | 1781 | |
| 1223080 | 85.3 | 6 | 3 | 1357 | 1971 | 1057 | |

| Statistical Performance Check Result | | | | | | | |
|---|---|---|---|---|---|---|---|
| Radar Test Signal (#) | | 5 | | Trail # | | 25 | |
| Burst of Number | 11 | Burst Period(s) | 1.0909091 | Waveform Length(s) | 12 | Frequency | $F_H$-(0.4*Chirp width) |
| Burst Offset (us) | Pulse Width (us) | Chirp Width (MHz) | Number of Pulses per Burst | PRI-1 (us) | PRI-2 (us) | PRI-3 (us) | |
| 177128 | 92.7 | 9 | 3 | 1040 | 1064 | 1252 | |
| 441120 | 76.5 | 9 | 2 | 1567 | 1231 | - | |
| 703834 | 92.6 | 9 | 3 | 1739 | 1434 | 1457 | |
| 968288 | 66.7 | 9 | 2 | 1774 | 1737 | - | |
| 144880 | 57.1 | 9 | 1 | 1532 | - | - | |
| 408948 | 50.9 | 9 | 1 | 1907 | - | - | |
| 672738 | 75.9 | 9 | 2 | 1054 | 1383 | - | |
| 935219 | 96.5 | 9 | 3 | 1802 | 1341 | 1046 | |
| 112148 | 75.9 | 9 | 2 | 1951 | 1400 | - | |
| 376130 | 73.5 | 9 | 2 | 1053 | 1677 | - | |
| 638910 | 96.2 | 9 | 3 | 1531 | 1865 | 1268 | |

| Statistical Performance Check Result | | | | | | | |
|---|---|---|---|---|---|---|---|
| Radar Test Signal (#) | | 5 | | Trail # | | 26 | |
| Burst of Number | 12 | Burst Period(s) | 1 | Waveform Length(s) | 12 | Frequency | $F_H$-(0.4*Chirp width) |
| Burst Offset (us) | Pulse Width (us) | Chirp Width (MHz) | Number of Pulses per Burst | PRI-1 (us) | PRI-2 (us) | PRI-3 (us) | |
| 826712 | 92.6 | 10 | 3 | 1834 | 1000 | 1983 | |
| 72998 | 69.9 | 10 | 2 | 1849 | 1518 | - | |
| 314688 | 72.5 | 10 | 2 | 1489 | 1958 | - | |
| 555527 | 84.2 | 10 | 3 | 1831 | 1182 | 1967 | |
| 797115 | 83.8 | 10 | 3 | 1843 | 1348 | 1459 | |
| 43224 | 78.8 | 10 | 2 | 1412 | 1979 | - | |
| 284734 | 91 | 10 | 3 | 1295 | 1086 | 1705 | |
| 526386 | 92.2 | 10 | 3 | 1003 | 1723 | 1148 | |
| 767431 | 89.3 | 10 | 3 | 1660 | 1724 | 1200 | |
| 13435 | 95.4 | 10 | 3 | 1439 | 1190 | 1942 | |
| 255680 | 56.1 | 10 | 1 | 1358 | - | - | |
| 497683 | 64.3 | 10 | 1 | 1759 | - | - | |

| Statistical Performance Check Result | | | | | | | |
|---|---|---|---|---|---|---|---|
| Radar Test Signal (#) | | 5 | | Trail # | | 27 | |
| Burst of Number | 19 | Burst Period(s) | 0.6315789 | Waveform Length(s) | 12 | Frequency | $F_H$-(0.4*Chirp width) |
| Burst Offset (us) | Pulse Width (us) | Chirp Width (MHz) | Number of Pulses per Burst | PRI-1 (us) | PRI-2 (us) | PRI-3 (us) | |
| 466662 | 60.4 | 18 | 1 | 1883 | - | - | |
| 616742 | 95.2 | 18 | 3 | 1991 | 1243 | 1334 | |
| 142355 | 78.8 | 18 | 2 | 1016 | 1100 | - | |
| 295519 | 50.7 | 18 | 1 | 1051 | - | - | |
| 446771 | 67.6 | 18 | 2 | 1527 | 1874 | - | |
| 599225 | 75.4 | 18 | 2 | 1809 | 1486 | - | |
| 123039 | 99.9 | 18 | 3 | 1010 | 1970 | 1741 | |
| 275129 | 85 | 18 | 3 | 1330 | 1318 | 1943 | |
| 428981 | 61.1 | 18 | 1 | 1968 | - | - | |
| 580996 | 66.7 | 18 | 2 | 1644 | 1065 | - | |
| 104670 | 82.7 | 18 | 2 | 1313 | 1261 | - | |
| 257432 | 71.4 | 18 | 2 | 1027 | 1037 | - | |
| 410696 | 62.9 | 18 | 1 | 1162 | - | - | |
| 561441 | 81.3 | 18 | 2 | 1939 | 1630 | - | |
| 86077 | 63.9 | 18 | 1 | 1122 | - | - | |
| 239011 | 61.1 | 18 | 1 | 1047 | - | - | |
| 390966 | 68.9 | 18 | 2 | 1204 | 1402 | - | |
| 544078 | 53.1 | 18 | 1 | 1950 | - | - | |
| 66876 | 85.1 | 18 | 3 | 1468 | 1129 | 1959 | |

| Statistical Performance Check Result | | | | | | | |
|---|---|---|---|---|---|---|---|
| Radar Test Signal (#) | | 5 | | Trail # | | 28 | |
| Burst of Number | 20 | Burst Period(s) | 0.6 | Waveform Length(s) | 12 | Frequency | $F_H$-(0.4*Chirp width) |
| Burst Offset (us) | Pulse Width (us) | Chirp Width (MHz) | Number of Pulses per Burst | PRI-1 (us) | PRI-2 (us) | PRI-3 (us) | |
| 208292 | 75.1 | 19 | 2 | 1577 | 1919 | - | |
| 354271 | 65.3 | 19 | 1 | 1286 | - | - | |
| 495997 | 83.9 | 19 | 3 | 1955 | 1534 | 1969 | |
| 45716 | 85.5 | 19 | 3 | 1624 | 1587 | 1386 | |
| 191235 | 57.3 | 19 | 1 | 1105 | - | - | |
| 334080 | 94.4 | 19 | 3 | 1901 | 1992 | 1495 | |
| 481017 | 53.3 | 19 | 1 | 2000 | - | - | |
| 27921 | 99 | 19 | 3 | 1379 | 1789 | 1592 | |
| 172578 | 69.1 | 19 | 2 | 1922 | 1830 | - | |
| 318204 | 60.7 | 19 | 1 | 1839 | - | - | |
| 463599 | 64.3 | 19 | 1 | 1423 | - | - | |
| 10138 | 96.6 | 19 | 3 | 1680 | 1440 | 1702 | |
| 154700 | 90 | 19 | 3 | 1798 | 1009 | 1196 | |
| 298982 | 86.6 | 19 | 3 | 1413 | 1524 | 1596 | |
| 445818 | 62.1 | 19 | 1 | 1287 | - | - | |
| 589319 | 82.1 | 19 | 2 | 1159 | 1856 | - | |
| 137185 | 71.5 | 19 | 2 | 1621 | 1119 | - | |
| 281563 | 78.3 | 19 | 2 | 1888 | 1860 | - | |
| 427881 | 50.1 | 19 | 1 | 1359 | - | - | |
| 572624 | 58.3 | 19 | 1 | 1825 | - | - | |

| Statistical Performance Check Result | | | | | | | |
|---|---|---|---|---|---|---|---|
| Radar Test Signal (#) | | 5 | | Trail # | | 29 | |
| Burst of Number | 15 | Burst Period(s) | 0.8 | Waveform Length(s) | 12 | Frequency | $F_H$-(0.4*Chirp width) |
| Burst Offset (us) | Pulse Width (us) | Chirp Width (MHz) | Number of Pulses per Burst | PRI-1 (us) | PRI-2 (us) | PRI-3 (us) | |
| 159228 | 71 | 14 | 2 | 1700 | 1429 | - | |
| 352518 | 76 | 14 | 2 | 1895 | 1181 | - | |
| 544323 | 88.6 | 14 | 3 | 1364 | 1961 | 1903 | |
| 737838 | 85 | 14 | 3 | 1757 | 1281 | 1372 | |
| 135567 | 75.8 | 14 | 2 | 1099 | 1174 | - | |
| 328212 | 87.2 | 14 | 3 | 1285 | 1014 | 1984 | |
| 522698 | 51.1 | 14 | 1 | 1994 | - | - | |
| 715290 | 71.3 | 14 | 2 | 1525 | 1528 | - | |
| 111884 | 52.4 | 14 | 1 | 1210 | - | - | |
| 305327 | 64.8 | 14 | 1 | 1966 | - | - | |
| 497761 | 79.9 | 14 | 2 | 1938 | 1811 | - | |
| 691696 | 73.2 | 14 | 2 | 1661 | 1143 | - | |
| 87610 | 86.1 | 14 | 3 | 1993 | 1282 | 1665 | |
| 281813 | 60.2 | 14 | 1 | 1041 | - | - | |
| 474637 | 81.1 | 14 | 2 | 1617 | 1017 | - | |

| Statistical Performance Check Result | | | | | | | |
|---|---|---|---|---|---|---|---|
| Radar Test Signal (#) | | 5 | | Trail # | | 30 | |
| Burst of Number | 14 | Burst Period(s) | 0.8571429 | Waveform Length(s) | 12 | Frequency | $F_H$+(0.4*Chirp width) |
| Burst Offset (us) | Pulse Width (us) | Chirp Width (MHz) | Number of Pulses per Burst | PRI-1 (us) | PRI-2 (us) | PRI-3 (us) | |
| 713761 | 99.1 | 13 | 3 | 1466 | 1853 | 1864 | |
| 68606 | 76.6 | 13 | 2 | 1948 | 1018 | - | |
| 276396 | 59.6 | 13 | 1 | 1030 | - | - | |
| 482744 | 71.4 | 13 | 2 | 1513 | 1793 | - | |
| 691089 | 56.4 | 13 | 1 | 1743 | - | - | |
| 43150 | 64.2 | 13 | 1 | 1752 | - | - | |
| 250293 | 76.4 | 13 | 2 | 1251 | 1579 | - | |
| 457068 | 80.8 | 13 | 2 | 1838 | 1782 | - | |
| 665070 | 74.2 | 13 | 2 | 1093 | 1247 | - | |
| 17534 | 96.8 | 13 | 3 | 1855 | 1771 | 1135 | |
| 224742 | 70.1 | 13 | 2 | 1658 | 1283 | - | |
| 430908 | 92.7 | 13 | 3 | 1618 | 1514 | 1795 | |
| 638128 | 84.8 | 13 | 3 | 1430 | 1279 | 1509 | |
| 847663 | 50.7 | 13 | 1 | 1519 | - | - | |

***Type 6 Radar Statistical Performance***

| Trial # | Test Freq. (MHz) | Pulses / Hop | Pulse Width (us) | PRI (us) | 1=Detection 0=No Detection |
|---|---|---|---|---|---|
| 1 | 5500 | 9 | 1 | 333 | 1 |
| 2 | 5500 | 9 | 1 | 333 | 1 |
| 3 | 5500 | 9 | 1 | 333 | 1 |
| 4 | 5500 | 9 | 1 | 333 | 1 |
| 5 | 5500 | 9 | 1 | 333 | 1 |
| 6 | 5500 | 9 | 1 | 333 | 1 |
| 7 | 5500 | 9 | 1 | 333 | 1 |
| 8 | 5500 | 9 | 1 | 333 | 1 |
| 9 | 5500 | 9 | 1 | 333 | 1 |
| 10 | 5500 | 9 | 1 | 333 | 1 |
| 11 | 5500 | 9 | 1 | 333 | 1 |
| 12 | 5500 | 9 | 1 | 333 | 1 |
| 13 | 5500 | 9 | 1 | 333 | 0 |
| 14 | 5500 | 9 | 1 | 333 | 1 |
| 15 | 5500 | 9 | 1 | 333 | 1 |
| 16 | 5500 | 9 | 1 | 333 | 1 |
| 17 | 5500 | 9 | 1 | 333 | 1 |
| 18 | 5500 | 9 | 1 | 333 | 1 |
| 19 | 5500 | 9 | 1 | 333 | 1 |
| 20 | 5500 | 9 | 1 | 333 | 0 |
| 21 | 5500 | 9 | 1 | 333 | 1 |
| 22 | 5500 | 9 | 1 | 333 | 1 |
| 23 | 5500 | 9 | 1 | 333 | 1 |
| 24 | 5500 | 9 | 1 | 333 | 1 |
| 25 | 5500 | 9 | 1 | 333 | 1 |
| 26 | 5500 | 9 | 1 | 333 | 1 |
| 27 | 5500 | 9 | 1 | 333 | 1 |
| 28 | 5500 | 9 | 1 | 333 | 1 |
| 29 | 5500 | 9 | 1 | 333 | 1 |
| 30 | 5500 | 9 | 1 | 333 | 1 |
| Detection Percentage (%) | | | | | 93.333 |
| Limit | | | | | 70% |
| **Test Result** | | | | | **Complied** |

**Modulation Mode: 802.11ax (HEW40)**

***Type 1 Radar Statistical Performance***

| Trial # | Test Freq. (MHz) | Pulse Repetition Frequency Number | Pulse Repetition Frequency (Pulse Per Second) | PRI (us) | 1=Detection 0=No Detection |
|---|---|---|---|---|---|
| 1 | 5505 | 1 | 1930.5 | 518 | 1 |
| 2 | 5505 | 23 | 326.2 | 3066 | 1 |
| 3 | 5505 | 19 | 1139.0 | 878 | 1 |
| 4 | 5505 | 12 | 1355.0 | 738 | 1 |
| 5 | 5505 | 4 | 1730.1 | 578 | 1 |
| 6 | 5505 | 8 | 1519.8 | 658 | 1 |
| 7 | 5505 | 15 | 1253.1 | 798 | 1 |
| 8 | 5505 | 6 | 1618.1 | 618 | 1 |
| 9 | 5505 | 14 | 1285.3 | 778 | 1 |
| 10 | 5505 | 3 | 1792.1 | 558 | 1 |
| 11 | 5505 | 13 | 1319.3 | 758 | 1 |
| 12 | 5505 | 9 | 1474.9 | 678 | 1 |
| 13 | 5505 | 7 | 1567.4 | 638 | 1 |
| 14 | 5505 | 17 | 1193.3 | 838 | 1 |
| 15 | 5505 | 10 | 1432.7 | 698 | 1 |
| 16 | 5505 | - | 1692.0 | 591 | 1 |
| 17 | 5505 | - | 328.1 | 3048 | 1 |
| 18 | 5505 | - | 373.4 | 2678 | 0 |
| 19 | 5505 | - | 574.4 | 1741 | 1 |
| 20 | 5505 | - | 1216.5 | 822 | 1 |
| 21 | 5505 | - | 801.3 | 1248 | 1 |
| 22 | 5505 | - | 488.5 | 2047 | 1 |
| 23 | 5505 | - | 956.0 | 1046 | 1 |
| 24 | 5505 | - | 517.6 | 1932 | 1 |
| 25 | 5505 | - | 1422.5 | 703 | 1 |
| 26 | 5505 | - | 542.0 | 1845 | 1 |
| 27 | 5505 | - | 741.3 | 1349 | 1 |
| 28 | 5505 | - | 881.8 | 1134 | 1 |
| 29 | 5505 | - | 427.4 | 2340 | 1 |
| 30 | 5505 | - | 628.9 | 1590 | 1 |
| Detection Percentage (%) | | | | | 96.667 |
| Limit | | | | | 60% |
| **Test Result** | | | | | **Complied** |

***Type 2 Radar Statistical Performance***

| Trial # | Test Freq. (MHz) | Pulse Width (us) | PRI (us) | Pulses / Burst | 1=Detection 0=No Detection |
|---|---|---|---|---|---|
| 1 | 5511 | 2.6 | 221 | 23 | 1 |
| 2 | 5511 | 4.6 | 198 | 27 | 1 |
| 3 | 5511 | 1.1 | 184 | 29 | 1 |
| 4 | 5511 | 4.8 | 203 | 24 | 1 |
| 5 | 5511 | 2.4 | 162 | 25 | 1 |
| 6 | 5511 | 3.4 | 204 | 28 | 1 |
| 7 | 5511 | 2.3 | 170 | 27 | 0 |
| 8 | 5511 | 3.5 | 184 | 23 | 1 |
| 9 | 5511 | 4.9 | 150 | 27 | 1 |
| 10 | 5511 | 4.6 | 211 | 29 | 1 |
| 11 | 5511 | 2.9 | 158 | 23 | 1 |
| 12 | 5511 | 2.6 | 226 | 27 | 1 |
| 13 | 5511 | 1.6 | 204 | 26 | 1 |
| 14 | 5511 | 3.9 | 181 | 25 | 0 |
| 15 | 5511 | 4.6 | 202 | 24 | 1 |
| 16 | 5511 | 4.1 | 194 | 27 | 1 |
| 17 | 5511 | 2.3 | 193 | 28 | 1 |
| 18 | 5511 | 3.9 | 173 | 29 | 1 |
| 19 | 5511 | 4.3 | 188 | 23 | 1 |
| 20 | 5511 | 1.5 | 215 | 26 | 1 |
| 21 | 5511 | 4.9 | 227 | 27 | 1 |
| 22 | 5511 | 1.1 | 199 | 23 | 1 |
| 23 | 5511 | 4.5 | 155 | 29 | 1 |
| 24 | 5511 | 4.0 | 190 | 27 | 1 |
| 25 | 5511 | 2.4 | 151 | 23 | 1 |
| 26 | 5511 | 2.5 | 180 | 28 | 1 |
| 27 | 5511 | 2.5 | 228 | 23 | 1 |
| 28 | 5511 | 2.5 | 203 | 25 | 1 |
| 29 | 5511 | 1.5 | 188 | 25 | 0 |
| 30 | 5511 | 1.9 | 217 | 24 | 1 |
| Detection Percentage (%) | | | | | 90.00 |
| Limit | | | | | 60% |
| **Test Result** | | | | | **Complied** |

***Type 3 Radar Statistical Performance***

| Trial # | Test Freq. (MHz) | Pulse Width (us) | PRI (us) | Pulses / Burst | 1=Detection 0=No Detection |
|---|---|---|---|---|---|
| 1 | 5514 | 8.0 | 205 | 16 | 1 |
| 2 | 5514 | 6.7 | 382 | 18 | 1 |
| 3 | 5514 | 8.6 | 418 | 16 | 0 |
| 4 | 5514 | 9.4 | 351 | 17 | 0 |
| 5 | 5514 | 7.4 | 383 | 18 | 1 |
| 6 | 5514 | 9.8 | 232 | 16 | 1 |
| 7 | 5514 | 9.1 | 377 | 17 | 1 |
| 8 | 5514 | 9.6 | 457 | 16 | 1 |
| 9 | 5514 | 8.0 | 471 | 18 | 0 |
| 10 | 5514 | 9.0 | 304 | 18 | 1 |
| 11 | 5514 | 8.0 | 316 | 17 | 0 |
| 12 | 5514 | 9.8 | 325 | 16 | 1 |
| 13 | 5514 | 8.0 | 409 | 17 | 1 |
| 14 | 5514 | 9.9 | 200 | 17 | 0 |
| 15 | 5514 | 8.8 | 458 | 16 | 1 |
| 16 | 5514 | 8.0 | 232 | 18 | 1 |
| 17 | 5514 | 8.3 | 250 | 16 | 0 |
| 18 | 5514 | 8.7 | 270 | 16 | 1 |
| 19 | 5514 | 7.7 | 350 | 17 | 1 |
| 20 | 5514 | 7.1 | 230 | 16 | 1 |
| 21 | 5514 | 7.3 | 416 | 18 | 1 |
| 22 | 5514 | 7.6 | 498 | 18 | 0 |
| 23 | 5514 | 7.3 | 286 | 17 | 1 |
| 24 | 5514 | 7.3 | 287 | 16 | 1 |
| 25 | 5514 | 7.5 | 462 | 17 | 1 |
| 26 | 5514 | 6.2 | 300 | 17 | 0 |
| 27 | 5514 | 6.4 | 323 | 18 | 0 |
| 28 | 5514 | 7.1 | 420 | 16 | 1 |
| 29 | 5514 | 7.2 | 395 | 18 | 1 |
| 30 | 5514 | 8.4 | 377 | 16 | 0 |
| Detection Percentage (%) | | | | | 66.667 |
| Limit | | | | | 60% |
| **Test Result** | | | | | **Complied** |

***Type 4 Radar Statistical Performance***

| *Trial #* | *Test Freq. (MHz)* | *Pulse Width (us)* | *PRI (us)* | *Pulses / Burst* | *1=Detection 0=No Detection* |
|---|---|---|---|---|---|
| 1 | 5508 | 18.0 | 242 | 15 | 1 |
| 2 | 5508 | 19.9 | 279 | 12 | 1 |
| 3 | 5508 | 12.9 | 487 | 14 | 0 |
| 4 | 5508 | 15.0 | 452 | 13 | 1 |
| 5 | 5508 | 16.3 | 230 | 12 | 0 |
| 6 | 5508 | 19.8 | 238 | 13 | 1 |
| 7 | 5508 | 18.2 | 420 | 16 | 1 |
| 8 | 5508 | 16.3 | 452 | 15 | 0 |
| 9 | 5508 | 14.2 | 495 | 12 | 1 |
| 10 | 5508 | 17.8 | 228 | 16 | 1 |
| 11 | 5508 | 19.1 | 211 | 16 | 1 |
| 12 | 5508 | 18.4 | 283 | 15 | 0 |
| 13 | 5508 | 11.8 | 411 | 12 | 1 |
| 14 | 5508 | 14.2 | 284 | 13 | 1 |
| 15 | 5508 | 13.9 | 202 | 12 | 1 |
| 16 | 5508 | 17.8 | 340 | 14 | 0 |
| 17 | 5508 | 15.6 | 290 | 16 | 1 |
| 18 | 5508 | 14.6 | 250 | 16 | 0 |
| 19 | 5508 | 14.4 | 484 | 15 | 1 |
| 20 | 5508 | 18.9 | 387 | 13 | 1 |
| 21 | 5508 | 11.1 | 348 | 15 | 1 |
| 22 | 5508 | 13.8 | 291 | 16 | 1 |
| 23 | 5508 | 14.3 | 295 | 12 | 1 |
| 24 | 5508 | 12.5 | 300 | 12 | 1 |
| 25 | 5508 | 12.5 | 322 | 14 | 1 |
| 26 | 5508 | 12.5 | 383 | 13 | 0 |
| 27 | 5508 | 15.7 | 322 | 16 | 1 |
| 28 | 5508 | 19.8 | 469 | 13 | 1 |
| 29 | 5508 | 18.6 | 406 | 15 | 0 |
| 30 | 5508 | 15.9 | 238 | 14 | 0 |
| Detection Percentage (%) | | | | | 70.000 |
| Limit | | | | | 60% |
| **Test Result** | | | | | **Complied** |

***Total Type 1~4 Radar Statistical Performance***

| Radar Type # | Detection Percentage (%) |
|---|---|
| 1 | 96.667 |
| 2 | 90.000 |
| 3 | 66.667 |
| 4 | 70.000 |
| Aggregate (Radar Types 1-4) | 80.833 |
| Limit | 80% |
| **Test Result** | **Complied** |

***Type 5 Radar Statistical Performance***

| Center Freq. (MHz) | Low Edge (MHz) | High Edge (MHz) | VSG Freq. (MHz) | Detection |
|---|---|---|---|---|
| 5510 | 5491 | 5529 | | |
| Trial | Chirp | Offset | | |
| 1 | 11 | 0 | 5510.00 | 1 |
| 2 | 5 | 0 | 5510.00 | 1 |
| 3 | 20 | 0 | 5510.00 | 1 |
| 4 | 13 | 0 | 5510.00 | 1 |
| 5 | 11 | 0 | 5510.00 | 1 |
| 6 | 16 | 0 | 5510.00 | 1 |
| 7 | 11 | 0 | 5510.00 | 1 |
| 8 | 20 | 0 | 5510.00 | 1 |
| 9 | 9 | 0 | 5510.00 | 1 |
| 10 | 15 | 0 | 5510.00 | 1 |
| 11 | 20 | 11 | 5499.00 | 1 |
| 12 | 6 | 16.6 | 5493.40 | 1 |
| 13 | 13 | 13.8 | 5496.20 | 1 |
| 14 | 10 | 15 | 5495.00 | 1 |
| 15 | 16 | 12.6 | 5497.40 | 1 |
| 16 | 11 | 14.6 | 5495.40 | 0 |
| 17 | 7 | 16.2 | 5493.80 | 1 |
| 18 | 15 | 13 | 5497.00 | 1 |
| 19 | 7 | 16.2 | 5493.80 | 1 |
| 20 | 20 | 11 | 5499.00 | 1 |
| 21 | 6 | 16.6 | 5526.60 | 1 |
| 22 | 11 | 14.6 | 5524.60 | 1 |
| 23 | 16 | 12.6 | 5522.60 | 1 |
| 24 | 6 | 16.6 | 5526.60 | 1 |
| 25 | 9 | 15.4 | 5525.40 | 1 |
| 26 | 10 | 15 | 5525.00 | 0 |
| 27 | 18 | 11.8 | 5521.80 | 1 |
| 28 | 19 | 11.4 | 5521.40 | 1 |
| 29 | 14 | 13.4 | 5523.40 | 1 |
| 30 | 13 | 13.8 | 5523.80 | 1 |
| Total | | | | 28 |
| Detection Percentage (%) | | | | 93% |
| Limit | | | | 80% |
| **Test Result** | | | | **Complied** |

**Data Sheet for Radar Type 5**

| Statistical Performance Check Result | | | | | | | |
|---|---|---|---|---|---|---|---|
| Radar Test Signal (#) | | 5 | | Trail # | | 1 | |
| Burst of Number | 13 | Burst Period(s) | 0.9230769 | Waveform Length(s) | 12 | Frequency | Center |
| Burst Offset (us) | Pulse Width (us) | Chirp Width (MHz) | Number of Pulses per Burst | PRI-1 (us) | PRI-2 (us) | PRI-3 (us) | |
| 591291 | 70 | 11 | 2 | 1208 | 1481 | - | |
| 815216 | 51.8 | 11 | 1 | 1896 | - | - | |
| 117197 | 97.9 | 11 | 3 | 1255 | 1463 | 1169 | |
| 340497 | 75.4 | 11 | 2 | 1776 | 1116 | - | |
| 563700 | 70.6 | 11 | 2 | 1361 | 1483 | - | |
| 786312 | 85.5 | 11 | 3 | 1168 | 1155 | 1192 | |
| 89901 | 70.6 | 11 | 2 | 1078 | 1126 | - | |
| 312423 | 97.5 | 11 | 3 | 1237 | 1833 | 1540 | |
| 536877 | 64.5 | 11 | 1 | 1698 | - | - | |
| 759212 | 81.4 | 11 | 2 | 1575 | 1490 | - | |
| 62185 | 99.2 | 11 | 3 | 1350 | 1982 | 1902 | |
| 285880 | 54.7 | 11 | 1 | 1722 | - | - | |
| 508479 | 75.7 | 11 | 2 | 1594 | 1682 | - | |

| Statistical Performance Check Result | | | | | | | |
|---|---|---|---|---|---|---|---|
| Radar Test Signal (#) | | 5 | | Trail # | | 2 | |
| Burst of Number | 8 | Burst Period(s) | 1.5 | Waveform Length(s) | 12 | Frequency | Center |
| Burst Offset (us) | Pulse Width (us) | Chirp Width (MHz) | Number of Pulses per Burst | PRI-1 (us) | PRI-2 (us) | PRI-3 (us) | |
| 1190042 | 68.2 | 5 | 2 | 1790 | 1952 | - | |
| 56652 | 84.7 | 5 | 3 | 1714 | 1515 | 1061 | |
| 419783 | 69.6 | 5 | 2 | 1458 | 1500 | - | |
| 783608 | 56.5 | 5 | 1 | 1533 | - | - | |
| 1144211 | 84.2 | 5 | 3 | 1322 | 1988 | 1910 | |
| 11992 | 56.5 | 5 | 1 | 1411 | - | - | |
| 374471 | 97.5 | 5 | 3 | 1353 | 1981 | 1974 | |
| 738925 | 54.4 | 5 | 1 | 1365 | - | - | |

| Statistical Performance Check Result | | | | | | | |
|---|---|---|---|---|---|---|---|
| Radar Test Signal (#) | | 5 | | Trail # | | 3 | |
| Burst of Number | 20 | Burst Period(s) | 0.6 | Waveform Length(s) | 12 | Frequency | Center |
| Burst Offset (us) | Pulse Width (us) | Chirp Width (MHz) | Number of Pulses per Burst | PRI-1 (us) | PRI-2 (us) | PRI-3 (us) | |
| 439705 | 70 | 20 | 2 | 1001 | 1246 | - | |
| 583092 | 84.7 | 20 | 3 | 1198 | 1120 | 1552 | |
| 132117 | 55.3 | 20 | 1 | 1264 | - | - | |
| 277048 | 64.5 | 20 | 1 | 1871 | - | - | |
| 421122 | 68.6 | 20 | 2 | 1381 | 1894 | - | |
| 564997 | 93.7 | 20 | 3 | 1306 | 1111 | 1754 | |
| 113465 | 96.8 | 20 | 3 | 1996 | 1535 | 1742 | |
| 258948 | 78.3 | 20 | 2 | 1239 | 1166 | - | |
| 403936 | 76.7 | 20 | 2 | 1221 | 1107 | - | |
| 545928 | 86.2 | 20 | 3 | 1947 | 1800 | 1806 | |
| 96115 | 72.3 | 20 | 2 | 1504 | 1176 | - | |
| 241508 | 64.6 | 20 | 1 | 1382 | - | - | |
| 384855 | 95.4 | 20 | 3 | 1598 | 1117 | 1511 | |
| 528969 | 85.4 | 20 | 3 | 1631 | 1870 | 1152 | |
| 78179 | 73.2 | 20 | 2 | 1729 | 1649 | - | |
| 223000 | 77.7 | 20 | 2 | 1815 | 1238 | - | |
| 368464 | 65.7 | 20 | 1 | 1941 | - | - | |
| 510325 | 90.2 | 20 | 3 | 1899 | 1935 | 1819 | |
| 60248 | 98.9 | 20 | 3 | 1194 | 1675 | 1570 | |
| 205316 | 79.6 | 20 | 2 | 1245 | 1375 | - | |

| Statistical Performance Check Result | | | | | | | |
|---|---|---|---|---|---|---|---|
| Radar Test Signal (#) | | 5 | | Trail # | | 4 | |
| Burst of Number | 14 | Burst Period(s) | 0.8571429 | Waveform Length(s) | 12 | Frequency | Center |
| Burst Offset (us) | Pulse Width (us) | Chirp Width (MHz) | Number of Pulses per Burst | PRI-1 (us) | PRI-2 (us) | PRI-3 (us) | |
| 501575 | 51 | 13 | 1 | 1542 | - | - | |
| 707132 | 98.7 | 13 | 3 | 1613 | 1219 | 1066 | |
| 60818 | 91.5 | 13 | 3 | 1072 | 1397 | 1549 | |
| 267493 | 87 | 13 | 3 | 1253 | 1748 | 1762 | |
| 475767 | 66.3 | 13 | 1 | 1987 | - | - | |
| 680475 | 86.6 | 13 | 3 | 1785 | 1777 | 1797 | |
| 35313 | 95.2 | 13 | 3 | 1482 | 1137 | 1844 | |
| 242662 | 73.5 | 13 | 2 | 1059 | 1475 | - | |
| 449288 | 98 | 13 | 3 | 1180 | 1480 | 1096 | |
| 657034 | 74.6 | 13 | 2 | 1324 | 1427 | - | |
| 9842 | 92.4 | 13 | 3 | 1133 | 1753 | 1378 | |
| 217141 | 82 | 13 | 2 | 1236 | 1259 | - | |
| 422905 | 87.8 | 13 | 3 | 1803 | 1842 | 1900 | |
| 631115 | 72.9 | 13 | 2 | 1559 | 1726 | - | |

| Statistical Performance Check Result | | | | | | | |
|---|---|---|---|---|---|---|---|
| Radar Test Signal (#) | | 5 | | Trail # | | 5 | |
| Burst of Number | 13 | Burst Period(s) | 0.9230769 | Waveform Length(s) | 12 | Frequency | Center |
| Burst Offset (us) | Pulse Width (us) | Chirp Width (MHz) | Number of Pulses per Burst | PRI-1 (us) | PRI-2 (us) | PRI-3 (us) | |
| 902081 | 100 | 11 | 3 | 1258 | 1396 | 1493 | |
| 206352 | 67.1 | 11 | 2 | 1492 | 1179 | - | |
| 429145 | 92.5 | 11 | 3 | 1410 | 1150 | 1042 | |
| 653709 | 60.9 | 11 | 1 | 1399 | - | - | |
| 877441 | 52 | 11 | 1 | 1193 | - | - | |
| 178469 | 91.8 | 11 | 3 | 1686 | 1403 | 1569 | |
| 402251 | 73.8 | 11 | 2 | 1067 | 1218 | - | |
| 625039 | 69.2 | 11 | 2 | 1841 | 1229 | - | |
| 847087 | 87.9 | 11 | 3 | 1073 | 1416 | 1755 | |
| 151064 | 95.2 | 11 | 3 | 1197 | 1512 | 1756 | |
| 374324 | 76.8 | 11 | 2 | 1437 | 1879 | - | |
| 596338 | 90.1 | 11 | 3 | 1352 | 1925 | 1666 | |
| 820999 | 80.4 | 11 | 2 | 1586 | 1132 | - | |

| Statistical Performance Check Result | | | | | | | |
|---|---|---|---|---|---|---|---|
| Radar Test Signal (#) | | 5 | | Trail # | | 6 | |
| Burst of Number | 17 | Burst Period(s) | 0.7058824 | Waveform Length(s) | 12 | Frequency | Center |
| Burst Offset (us) | Pulse Width (us) | Chirp Width (MHz) | Number of Pulses per Burst | PRI-1 (us) | PRI-2 (us) | PRI-3 (us) | |
| 94587 | 82.8 | 16 | 2 | 1332 | 1689 | - | |
| 265527 | 61.5 | 16 | 1 | 1764 | - | - | |
| 435227 | 91.9 | 16 | 3 | 1301 | 1024 | 1167 | |
| 605381 | 90.8 | 16 | 3 | 1277 | 1091 | 1354 | |
| 73476 | 94 | 16 | 3 | 1185 | 1805 | 1109 | |
| 244588 | 57.6 | 16 | 1 | 1487 | - | - | |
| 414781 | 67.8 | 16 | 2 | 1026 | 1554 | - | |
| 586578 | 53.4 | 16 | 1 | 1110 | - | - | |
| 52576 | 71.4 | 16 | 2 | 1583 | 1653 | - | |
| 222476 | 93.3 | 16 | 3 | 1791 | 1766 | 1296 | |
| 393218 | 68.4 | 16 | 2 | 1678 | 1890 | - | |
| 562777 | 98.2 | 16 | 3 | 1510 | 1605 | 1418 | |
| 31603 | 82 | 16 | 2 | 1300 | 1523 | - | |
| 201756 | 98.6 | 16 | 3 | 1020 | 1070 | 1990 | |
| 372162 | 73.3 | 16 | 2 | 1999 | 1709 | - | |
| 542921 | 80.3 | 16 | 2 | 1205 | 1908 | - | |
| 10620 | 52 | 16 | 1 | 1445 | - | - | |

| Statistical Performance Check Result | | | | | | | |
|---|---|---|---|---|---|---|---|
| Radar Test Signal (#) | | 5 | | Trail # | | 7 | |
| Burst of Number | 13 | Burst Period(s) | 0.9230769 | Waveform Length(s) | 12 | Frequency | Center |
| Burst Offset (us) | Pulse Width (us) | Chirp Width (MHz) | Number of Pulses per Burst | PRI-1 (us) | PRI-2 (us) | PRI-3 (us) | |
| 236763 | 93.9 | 11 | 3 | 1325 | 1401 | 1265 | |
| 458923 | 90.3 | 11 | 3 | 1962 | 1647 | 1876 | |
| 683506 | 76.8 | 11 | 2 | 1499 | 1242 | - | |
| 906848 | 72.4 | 11 | 2 | 1595 | 1013 | - | |
| 209338 | 85.5 | 11 | 3 | 1048 | 1368 | 1438 | |
| 433316 | 56 | 11 | 1 | 1646 | - | - | |
| 654365 | 85.2 | 11 | 3 | 1784 | 1878 | 1389 | |
| 880256 | 54.8 | 11 | 1 | 1659 | - | - | |
| 181618 | 88.1 | 11 | 3 | 1927 | 1928 | 1307 | |
| 405781 | 57.1 | 11 | 1 | 1664 | - | - | |
| 629680 | 55.8 | 11 | 1 | 1039 | - | - | |
| 852332 | 81.8 | 11 | 2 | 1050 | 1038 | - | |
| 154801 | 60.7 | 11 | 1 | 1557 | - | - | |

| Statistical Performance Check Result | | | | | | | |
|---|---|---|---|---|---|---|---|
| Radar Test Signal (#) | | 5 | | Trail # | | 8 | |
| Burst of Number | 20 | Burst Period(s) | 0.6 | Waveform Length(s) | 12 | Frequency | Center |
| Burst Offset (us) | Pulse Width (us) | Chirp Width (MHz) | Number of Pulses per Burst | PRI-1 (us) | PRI-2 (us) | PRI-3 (us) | |
| 244340 | 96.4 | 20 | 3 | 1226 | 1572 | 2000 | |
| 390950 | 60.1 | 20 | 1 | 1346 | - | - | |
| 534907 | 76.3 | 20 | 2 | 1441 | 1284 | - | |
| 82690 | 56.2 | 20 | 1 | 1273 | - | - | |
| 227993 | 62.4 | 20 | 1 | 1031 | - | - | |
| 372695 | 62 | 20 | 1 | 1940 | - | - | |
| 517788 | 56 | 20 | 1 | 1889 | - | - | |
| 64471 | 83.9 | 20 | 3 | 1106 | 1311 | 1930 | |
| 209097 | 98.4 | 20 | 3 | 1260 | 1022 | 1606 | |
| 354143 | 74.3 | 20 | 2 | 1178 | 1917 | - | |
| 499561 | 70 | 20 | 2 | 1069 | 1249 | - | |
| 46749 | 69.5 | 20 | 2 | 1773 | 1652 | - | |
| 191589 | 78.6 | 20 | 2 | 1347 | 1603 | - | |
| 336486 | 73.9 | 20 | 2 | 1177 | 1608 | - | |
| 481767 | 74.1 | 20 | 2 | 1153 | 1089 | - | |
| 28998 | 62.7 | 20 | 1 | 1944 | - | - | |
| 173769 | 70.1 | 20 | 2 | 1224 | 1672 | - | |
| 317895 | 93.3 | 20 | 3 | 1217 | 1015 | 1957 | |
| 464152 | 50.5 | 20 | 1 | 1929 | - | - | |
| 11067 | 89 | 20 | 3 | 1945 | 1615 | 1847 | |

| Statistical Performance Check Result | | | | | | | |
|---|---|---|---|---|---|---|---|
| Radar Test Signal (#) | | 5 | | Trail # | | 9 | |
| Burst of Number | 11 | Burst Period(s) | 1.0909091 | Waveform Length(s) | 12 | Frequency | Center |
| Burst Offset (us) | Pulse Width (us) | Chirp Width (MHz) | Number of Pulses per Burst | PRI-1 (us) | PRI-2 (us) | PRI-3 (us) | |
| 283763 | 85.8 | 9 | 3 | 1451 | 1023 | 1821 | |
| 548478 | 51.3 | 9 | 1 | 1960 | - | - | |
| 809743 | 86.6 | 9 | 3 | 1998 | 1989 | 1778 | |
| 1077369 | 63.2 | 9 | 1 | 1270 | - | - | |
| 251895 | 57.9 | 9 | 1 | 1730 | - | - | |
| 514624 | 97.4 | 9 | 3 | 1488 | 1953 | 1309 | |
| 780737 | 55.4 | 9 | 1 | 1002 | - | - | |
| 1044449 | 56.6 | 9 | 1 | 1654 | - | - | |
| 218719 | 86 | 9 | 3 | 1683 | 1425 | 1787 | |
| 483655 | 55.9 | 9 | 1 | 1417 | - | - | |
| 747738 | 50.5 | 9 | 1 | 1641 | - | - | |

| Statistical Performance Check Result | | | | | | | |
|---|---|---|---|---|---|---|---|
| Radar Test Signal (#) | | 5 | | Trail # | | 10 | |
| Burst of Number | 9 | Burst Period(s) | 0.75 | Waveform Length(s) | 12 | Frequency | Center |
| Burst Offset (us) | Pulse Width (us) | Chirp Width (MHz) | Number of Pulses per Burst | PRI-1 (us) | PRI-2 (us) | PRI-3 (us) | |
| 695151 | 61.9 | 15 | 1 | 1713 | - | - | |
| 128132 | 71.6 | 15 | 2 | 1320 | 1648 | - | |
| 309769 | 60.6 | 15 | 1 | 1862 | - | - | |
| 489296 | 97 | 15 | 3 | 1244 | 1669 | 1873 | |
| 672580 | 58.2 | 15 | 1 | 1954 | - | - | |
| 105804 | 71.9 | 15 | 2 | 1694 | 1351 | - | |
| 286805 | 75.7 | 15 | 2 | 1869 | 1591 | - | |
| 467329 | 86.1 | 15 | 3 | 1161 | 1266 | 1887 | |
| 650589 | 61.2 | 15 | 1 | 1544 | - | - | |
| 83455 | 74.3 | 15 | 2 | 1934 | 1415 | - | |
| 264701 | 68.2 | 15 | 2 | 1422 | 1478 | - | |
| 444952 | 95.5 | 15 | 3 | 1657 | 1214 | 1610 | |
| 628454 | 65.9 | 15 | 1 | 1276 | - | - | |
| 61315 | 56.8 | 15 | 1 | 1335 | - | - | |
| 242712 | 52.9 | 15 | 1 | 1881 | - | - | |
| 424295 | 56.8 | 15 | 1 | 1634 | - | - | |

| Statistical Performance Check Result | | | | | | | |
|---|---|---|---|---|---|---|---|
| Radar Test Signal (#) | | 5 | | Trail # | | 11 | |
| Burst of Number | 20 | Burst Period(s) | 0.6 | Waveform Length(s) | 12 | Frequency | $F_L$+(0.4*Chirp width) |
| Burst Offset (us) | Pulse Width (us) | Chirp Width (MHz) | Number of Pulses per Burst | PRI-1 (us) | PRI-2 (us) | PRI-3 (us) | |
| 483494 | 82.2 | 20 | 2 | 1691 | 1029 | - | |
| 31130 | 61.1 | 20 | 1 | 1623 | - | - | |
| 175309 | 92.1 | 20 | 3 | 1303 | 1697 | 1836 | |
| 320742 | 68 | 20 | 2 | 1362 | 1450 | - | |
| 466659 | 63.9 | 20 | 1 | 1426 | - | - | |
| 13250 | 55.3 | 20 | 1 | 1823 | - | - | |
| 157701 | 92.9 | 20 | 3 | 1232 | 1191 | 1763 | |
| 302865 | 75 | 20 | 2 | 1571 | 1312 | - | |
| 446764 | 95 | 20 | 3 | 1254 | 1650 | 1207 | |
| 591996 | 73.6 | 20 | 2 | 1550 | 1846 | - | |
| 140621 | 63 | 20 | 1 | 1121 | - | - | |
| 283899 | 98.4 | 20 | 3 | 1343 | 1977 | 1926 | |
| 430680 | 65.1 | 20 | 1 | 1725 | - | - | |
| 575746 | 56.5 | 20 | 1 | 1761 | - | - | |
| 122072 | 99.4 | 20 | 3 | 1241 | 1118 | 1973 | |
| 266724 | 98 | 20 | 3 | 1588 | 1304 | 1028 | |
| 410761 | 92.5 | 20 | 3 | 1484 | 1733 | 1473 | |
| 556827 | 73.8 | 20 | 2 | 1574 | 1310 | - | |
| 104794 | 58 | 20 | 1 | 1380 | - | - | |
| 248823 | 97.9 | 20 | 3 | 1443 | 1326 | 1376 | |

| Statistical Performance Check Result | | | | | | | |
|---|---|---|---|---|---|---|---|
| Radar Test Signal (#) | | 5 | | Trail # | | 12 | |
| Burst of Number | 9 | Burst Period(s) | 1.3333333 | Waveform Length(s) | 12 | Frequency | $F_L$+(0.4*Chirp width) |
| Burst Offset (us) | Pulse Width (us) | Chirp Width (MHz) | Number of Pulses per Burst | PRI-1 (us) | PRI-2 (us) | PRI-3 (us) | |
| 878323 | 68 | 6 | 2 | 1562 | 1223 | - | |
| 1201036 | 77 | 6 | 2 | 1576 | 1195 | - | |
| 193430 | 65.9 | 6 | 1 | 1019 | - | - | |
| 515373 | 90.9 | 6 | 3 | 1728 | 1142 | 1206 | |
| 837168 | 94.4 | 6 | 3 | 1333 | 1997 | 1685 | |
| 1162414 | 57.1 | 6 | 1 | 1479 | - | - | |
| 153280 | 89.3 | 6 | 3 | 1447 | 1536 | 1062 | |
| 476708 | 64.6 | 6 | 1 | 1156 | - | - | |
| 798519 | 67.6 | 6 | 2 | 1975 | 1319 | - | |

| Statistical Performance Check Result | | | | | | | |
|---|---|---|---|---|---|---|---|
| Radar Test Signal (#) | | 5 | | Trail # | | 13 | |
| Burst of Number | 14 | Burst Period(s) | 0.8571429 | Waveform Length(s) | 12 | Frequency | $F_L$+(0.4*Chirp width) |
| Burst Offset (us) | Pulse Width (us) | Chirp Width (MHz) | Number of Pulses per Burst | PRI-1 (us) | PRI-2 (us) | PRI-3 (us) | |
| 721573 | 55.9 | 13 | 1 | 1087 | - | - | |
| 72983 | 70.6 | 13 | 2 | 1516 | 1373 | - | |
| 280517 | 56.4 | 13 | 1 | 1822 | - | - | |
| 488047 | 54.9 | 13 | 1 | 1667 | - | - | |
| 692783 | 90.5 | 13 | 3 | 1636 | 1670 | 1736 | |
| 47463 | 73.3 | 13 | 2 | 1462 | 1435 | - | |
| 253983 | 95.6 | 13 | 3 | 1681 | 1897 | 1538 | |
| 460713 | 94 | 13 | 3 | 1555 | 1620 | 1780 | |
| 667923 | 87.9 | 13 | 3 | 1140 | 1812 | 1329 | |
| 21923 | 86.7 | 13 | 3 | 1095 | 1456 | 1097 | |
| 229477 | 56.6 | 13 | 1 | 1581 | - | - | |
| 436459 | 78.8 | 13 | 2 | 1308 | 1289 | - | |
| 642305 | 85.7 | 13 | 3 | 1299 | 1852 | 1315 | |
| 852309 | 51.9 | 13 | 1 | 1250 | - | - | |

| Statistical Performance Check Result | | | | | | | |
|---|---|---|---|---|---|---|---|
| Radar Test Signal (#) | | 5 | | Trail # | | 14 | |
| Burst of Number | 12 | Burst Period(s) | 1 | Waveform Length(s) | 12 | Frequency | $F_L$+(0.4*Chirp width) |
| Burst Offset (us) | Pulse Width (us) | Chirp Width (MHz) | Number of Pulses per Burst | PRI-1 (us) | PRI-2 (us) | PRI-3 (us) | |
| 237287 | 84.6 | 10 | 3 | 1314 | 1508 | 1611 | |
| 480167 | 58.8 | 10 | 1 | 1472 | - | - | |
| 721239 | 77.4 | 10 | 2 | 1092 | 1904 | - | |
| 963224 | 71 | 10 | 2 | 1139 | 1671 | - | |
| 208121 | 54.6 | 10 | 1 | 1673 | - | - | |
| 449554 | 74.9 | 10 | 2 | 1469 | 1738 | - | |
| 691801 | 70.3 | 10 | 2 | 1233 | 1263 | - | |
| 934484 | 52.9 | 10 | 1 | 1687 | - | - | |
| 177771 | 92.1 | 10 | 3 | 1433 | 1826 | 1355 | |
| 419126 | 98.9 | 10 | 3 | 1915 | 1407 | 1428 | |
| 662911 | 55.1 | 10 | 1 | 1125 | - | - | |
| 902272 | 88.9 | 10 | 3 | 1635 | 1045 | 1643 | |

| Statistical Performance Check Result | | | | | | | |
|---|---|---|---|---|---|---|---|
| Radar Test Signal (#) | | 5 | | Trail # | | 15 | |
| Burst of Number | 17 | Burst Period(s) | 0.7058824 | Waveform Length(s) | 12 | Frequency | $F_L$+(0.4*Chirp width) |
| Burst Offset (us) | Pulse Width (us) | Chirp Width (MHz) | Number of Pulses per Burst | PRI-1 (us) | PRI-2 (us) | PRI-3 (us) | |
| 104782 | 55.1 | 16 | 1 | 1331 | - | - | |
| 274485 | 95.2 | 16 | 3 | 1288 | 1262 | 1779 | |
| 446644 | 51.1 | 16 | 1 | 1157 | - | - | |
| 615134 | 73.6 | 16 | 2 | 1965 | 1963 | - | |
| 83697 | 56.7 | 16 | 1 | 1637 | - | - | |
| 254526 | 66 | 16 | 1 | 1563 | - | - | |
| 424104 | 78.2 | 16 | 2 | 1872 | 1746 | - | |
| 596368 | 57.3 | 16 | 1 | 1323 | - | - | |
| 62396 | 89.1 | 16 | 3 | 1882 | 1328 | 1370 | |
| 233528 | 53 | 16 | 1 | 1432 | - | - | |
| 404155 | 56.6 | 16 | 1 | 1824 | - | - | |
| 572746 | 93.4 | 16 | 3 | 1699 | 1269 | 1507 | |
| 41534 | 74.7 | 16 | 2 | 1498 | 1593 | - | |
| 211866 | 83.3 | 16 | 2 | 1585 | 1892 | - | |
| 383319 | 53.8 | 16 | 1 | 1460 | - | - | |
| 553954 | 53.9 | 16 | 1 | 1727 | - | - | |
| 20589 | 54.5 | 16 | 1 | 1356 | - | - | |

| Statistical Performance Check Result | | | | | | | |
|---|---|---|---|---|---|---|---|
| Radar Test Signal (#) | | 5 | | Trail # | | 16 | |
| Burst of Number | 13 | Burst Period(s) | 0.9230769 | Waveform Length(s) | 12 | Frequency | $F_L$+(0.4*Chirp width) |
| Burst Offset (us) | Pulse Width (us) | Chirp Width (MHz) | Number of Pulses per Burst | PRI-1 (us) | PRI-2 (us) | PRI-3 (us) | |
| 249549 | 87.2 | 11 | 3 | 1529 | 1868 | 1392 | |
| 473814 | 51.3 | 11 | 1 | 1772 | - | - | |
| 696747 | 69.1 | 11 | 2 | 1145 | 1305 | - | |
| 919852 | 82.3 | 11 | 2 | 1614 | 1012 | - | |
| 222458 | 75 | 11 | 2 | 1477 | 1898 | - | |
| 445510 | 81.4 | 11 | 2 | 1625 | 1760 | - | |
| 669234 | 82 | 11 | 2 | 1290 | 1173 | - | |
| 891674 | 66.9 | 11 | 2 | 1526 | 1801 | - | |
| 194770 | 86.2 | 11 | 3 | 1172 | 1980 | 1227 | |
| 417571 | 84.6 | 11 | 3 | 1932 | 1394 | 1079 | |
| 640275 | 89.8 | 11 | 3 | 1601 | 1071 | 1880 | |
| 862582 | 97.4 | 11 | 3 | 1985 | 1745 | 1316 | |
| 167886 | 52.9 | 11 | 1 | 1294 | - | - | |

| Statistical Performance Check Result | | | | | | | |
|---|---|---|---|---|---|---|---|
| Radar Test Signal (#) | | 5 | | Trail # | | 17 | |
| Burst of Number | 9 | Burst Period(s) | 1.3333333 | Waveform Length(s) | 12 | Frequency | $F_L$+(0.4*Chirp width) |
| Burst Offset (us) | Pulse Width (us) | Chirp Width (MHz) | Number of Pulses per Burst | PRI-1 (us) | PRI-2 (us) | PRI-3 (us) | |
| 564844 | 78.5 | 7 | 2 | 1406 | 1829 | - | |
| 888379 | 57.6 | 7 | 1 | 1820 | - | - | |
| 1208797 | 99.8 | 7 | 3 | 1248 | 1692 | 1645 | |
| 202812 | 51.5 | 7 | 1 | 1298 | - | - | |
| 525477 | 68.1 | 7 | 2 | 1088 | 1213 | - | |
| 848768 | 50.3 | 7 | 1 | 1558 | - | - | |
| 1169382 | 92.8 | 7 | 3 | 1580 | 1573 | 1114 | |
| 162951 | 64.2 | 7 | 1 | 1854 | - | - | |
| 485678 | 79.9 | 7 | 2 | 1011 | 1387 | - | |

| Statistical Performance Check Result | | | | | | | |
|---|---|---|---|---|---|---|---|
| Radar Test Signal (#) | | 5 | | Trail # | | 18 | |
| Burst of Number | 16 | Burst Period(s) | 0.75 | Waveform Length(s) | 12 | Frequency | $F_L$+(0.4*Chirp width) |
| Burst Offset (us) | Pulse Width (us) | Chirp Width (MHz) | Number of Pulses per Burst | PRI-1 (us) | PRI-2 (us) | PRI-3 (us) | |
| 452762 | 90.6 | 15 | 3 | 1885 | 1390 | 1371 | |
| 636546 | 50.5 | 15 | 1 | 1103 | - | - | |
| 69136 | 78.3 | 15 | 2 | 1485 | 1175 | - | |
| 250688 | 62.9 | 15 | 1 | 1768 | - | - | |
| 431876 | 81.6 | 15 | 2 | 1211 | 1044 | - | |
| 613696 | 52.2 | 15 | 1 | 1684 | - | - | |
| 46710 | 84 | 15 | 3 | 1704 | 1338 | 1209 | |
| 227355 | 96.3 | 15 | 3 | 1920 | 1674 | 1384 | |
| 409287 | 71.3 | 15 | 2 | 1292 | 1421 | - | |
| 590397 | 71.1 | 15 | 2 | 1818 | 1060 | - | |
| 24536 | 66.3 | 15 | 1 | 1055 | - | - | |
| 205244 | 98.5 | 15 | 3 | 1712 | 1448 | 1291 | |
| 387827 | 54.9 | 15 | 1 | 1043 | - | - | |
| 566988 | 97.5 | 15 | 3 | 1749 | 1158 | 1404 | |
| 2150 | 86.1 | 15 | 3 | 1607 | 1867 | 1436 | |
| 183641 | 56.5 | 15 | 1 | 1721 | - | - | |

| Statistical Performance Check Result | | | | | | | |
|---|---|---|---|---|---|---|---|
| Radar Test Signal (#) | | 5 | | Trail # | | 19 | |
| Burst of Number | 9 | Burst Period(s) | 1.3333333 | Waveform Length(s) | 12 | Frequency | $F_L$+(0.4*Chirp width) |
| Burst Offset (us) | Pulse Width (us) | Chirp Width (MHz) | Number of Pulses per Burst | PRI-1 (us) | PRI-2 (us) | PRI-3 (us) | |
| 649004 | 80.2 | 7 | 2 | 1476 | 1792 | - | |
| 972632 | 63.8 | 7 | 1 | 1837 | - | - | |
| 1294265 | 69.1 | 7 | 2 | 1455 | 1715 | - | |
| 287125 | 56.7 | 7 | 1 | 1234 | - | - | |
| 609502 | 70.5 | 7 | 2 | 1127 | 1633 | - | |
| 931751 | 81.5 | 7 | 2 | 1629 | 1783 | - | |
| 1253215 | 88.5 | 7 | 3 | 1147 | 1810 | 1604 | |
| 247305 | 60 | 7 | 1 | 1363 | - | - | |
| 568977 | 86.1 | 7 | 3 | 1212 | 1662 | 1696 | |

| Statistical Performance Check Result | | | | | | | |
|---|---|---|---|---|---|---|---|
| Radar Test Signal (#) | | 5 | | Trail # | | 20 | |
| Burst of Number | 20 | Burst Period(s) | 0.6 | Waveform Length(s) | 12 | Frequency | $F_L$+(0.4*Chirp width) |
| Burst Offset (us) | Pulse Width (us) | Chirp Width (MHz) | Number of Pulses per Burst | PRI-1 (us) | PRI-2 (us) | PRI-3 (us) | |
| 400523 | 74.5 | 20 | 2 | 1775 | 1082 | - | |
| 544232 | 99.1 | 20 | 3 | 1564 | 1074 | 1442 | |
| 92772 | 93.7 | 20 | 3 | 1995 | 1235 | 1293 | |
| 238062 | 73.1 | 20 | 2 | 1006 | 1337 | - | |
| 383830 | 65.2 | 20 | 1 | 1068 | - | - | |
| 529131 | 53.4 | 20 | 1 | 1021 | - | - | |
| 75357 | 61.2 | 20 | 1 | 1553 | - | - | |
| 219129 | 90.3 | 20 | 3 | 1807 | 1912 | 1551 | |
| 365634 | 57.2 | 20 | 1 | 1565 | - | - | |
| 510479 | 60.8 | 20 | 1 | 1909 | - | - | |
| 57360 | 68.5 | 20 | 2 | 1626 | 1163 | - | |
| 202693 | 54 | 20 | 1 | 1340 | - | - | |
| 347847 | 62.1 | 20 | 1 | 1408 | - | - | |
| 490344 | 99.8 | 20 | 3 | 1556 | 1877 | 1230 | |
| 39483 | 79.7 | 20 | 2 | 1701 | 1622 | - | |
| 184461 | 82.9 | 20 | 2 | 1302 | 1164 | - | |
| 328025 | 89.9 | 20 | 3 | 1520 | 1638 | 1769 | |
| 475199 | 63.2 | 20 | 1 | 1336 | - | - | |
| 21678 | 68.6 | 20 | 2 | 1502 | 1256 | - | |
| 166512 | 81 | 20 | 2 | 1398 | 1420 | - | |

| Statistical Performance Check Result | | | | | | | |
|---|---|---|---|---|---|---|---|
| Radar Test Signal (#) | | 5 | | Trail # | | 21 | |
| Burst of Number | 9 | Burst Period(s) | 1.3333333 | Waveform Length(s) | 12 | Frequency | $F_H$-(0.4*Chirp width) |
| Burst Offset (us) | Pulse Width (us) | Chirp Width (MHz) | Number of Pulses per Burst | PRI-1 (us) | | PRI-2 (us) | PRI-3 (us) |
| 694608 | 54.5 | 6 | 1 | 1034 | | - | - |
| 1016456 | 73.6 | 6 | 2 | 1590 | | 1115 | - |
| 8551 | 60.1 | 6 | 1 | 1933 | | - | - |
| 331564 | 63.7 | 6 | 1 | 1505 | | - | - |
| 653496 | 95.1 | 6 | 3 | 1405 | | 1075 | 1220 |
| 975332 | 88 | 6 | 3 | 1628 | | 1744 | 1202 |
| 1297079 | 86.6 | 6 | 3 | 1271 | | 1914 | 1921 |
| 291425 | 73.6 | 6 | 2 | 1188 | | 1924 | - |
| 614597 | 57.5 | 6 | 1 | 1916 | | - | - |

| Statistical Performance Check Result | | | | | | | |
|---|---|---|---|---|---|---|---|
| Radar Test Signal (#) | | 5 | | Trail # | | 22 | |
| Burst of Number | 13 | Burst Period(s) | 0.9230769 | Waveform Length(s) | 12 | Frequency | $F_H$-(0.4*Chirp width) |
| Burst Offset (us) | Pulse Width (us) | Chirp Width (MHz) | Number of Pulses per Burst | PRI-1 (us) | | PRI-2 (us) | PRI-3 (us) |
| 648947 | 59.4 | 11 | 1 | 1464 | | - | - |
| 872834 | 59.1 | 11 | 1 | 1077 | | - | - |
| 174442 | 62 | 11 | 1 | 1104 | | - | - |
| 397033 | 68.2 | 11 | 2 | 1747 | | 1711 | - |
| 619847 | 76.8 | 11 | 2 | 1972 | | 1816 | - |
| 844713 | 57 | 11 | 1 | 1706 | | - | - |
| 146857 | 53.2 | 11 | 1 | 1367 | | - | - |
| 369203 | 90.4 | 11 | 3 | 1731 | | 1446 | 1170 |
| 592949 | 73.2 | 11 | 2 | 1201 | | 1710 | - |
| 817479 | 56.1 | 11 | 1 | 1377 | | - | - |
| 119201 | 67.7 | 11 | 2 | 1130 | | 1171 | - |
| 342999 | 55.1 | 11 | 1 | 1007 | | - | - |
| 566579 | 58.1 | 11 | 1 | 1090 | | - | - |

| Statistical Performance Check Result | | | | | | | |
|---|---|---|---|---|---|---|---|
| Radar Test Signal (#) | | 5 | | Trail # | | 23 | |
| Burst of Number | 17 | Burst Period(s) | 0.7058824 | Waveform Length(s) | 12 | Frequency | $F_H$-(0.4*Chirp width) |
| Burst Offset (us) | Pulse Width (us) | Chirp Width (MHz) | Number of Pulses per Burst | PRI-1 (us) | PRI-2 (us) | PRI-3 (us) | |
| 601322 | 97.7 | 16 | 3 | 1345 | 1186 | 1735 | |
| 69798 | 86.6 | 16 | 3 | 1578 | 1884 | 1521 | |
| 240236 | 67.6 | 16 | 2 | 1861 | 1813 | - | |
| 411573 | 52.4 | 16 | 1 | 1913 | - | - | |
| 581299 | 68 | 16 | 2 | 1719 | 1414 | - | |
| 49079 | 64 | 16 | 1 | 1828 | - | - | |
| 218917 | 89.4 | 16 | 3 | 1765 | 1548 | 1453 | |
| 389991 | 73.8 | 16 | 2 | 1690 | 1216 | - | |
| 560724 | 80.6 | 16 | 2 | 1327 | 1280 | - | |
| 27969 | 68.2 | 16 | 2 | 1893 | 1857 | - | |
| 198477 | 69.9 | 16 | 2 | 1474 | 1501 | - | |
| 368635 | 79 | 16 | 2 | 1619 | 1964 | - | |
| 539754 | 81.5 | 16 | 2 | 1395 | 1160 | - | |
| 7017 | 50.9 | 16 | 1 | 1366 | - | - | |
| 177018 | 88.9 | 16 | 3 | 1080 | 1978 | 1740 | |
| 347849 | 80 | 16 | 2 | 1339 | 1850 | - | |
| 518155 | 78.1 | 16 | 2 | 1503 | 1848 | - | |

| Statistical Performance Check Result | | | | | | | |
|---|---|---|---|---|---|---|---|
| Radar Test Signal (#) | | 5 | | Trail # | | 24 | |
| Burst of Number | 9 | Burst Period(s) | 1.3333333 | Waveform Length(s) | 12 | Frequency | $F_H$-(0.4*Chirp width) |
| Burst Offset (us) | Pulse Width (us) | Chirp Width (MHz) | Number of Pulses per Burst | PRI-1 (us) | PRI-2 (us) | PRI-3 (us) | |
| 1303061 | 77.3 | 6 | 2 | 1858 | 1937 | - | |
| 296120 | 66.9 | 6 | 2 | 1452 | 1703 | - | |
| 618053 | 87.6 | 6 | 3 | 1461 | 1679 | 1471 | |
| 941705 | 82.8 | 6 | 2 | 1058 | 1582 | - | |
| 1262467 | 97.9 | 6 | 3 | 1561 | 1786 | 1369 | |
| 256754 | 51.6 | 6 | 1 | 1225 | - | - | |
| 579778 | 56.4 | 6 | 1 | 1349 | - | - | |
| 900681 | 85.8 | 6 | 3 | 1708 | 1025 | 1781 | |
| 1223080 | 85.3 | 6 | 3 | 1357 | 1971 | 1057 | |

| Statistical Performance Check Result | | | | | | | |
|---|---|---|---|---|---|---|---|
| Radar Test Signal (#) | | 5 | | Trail # | | 25 | |
| Burst of Number | 11 | Burst Period(s) | 1.0909091 | Waveform Length(s) | 12 | Frequency | $F_H$-(0.4*Chirp width) |
| Burst Offset (us) | Pulse Width (us) | Chirp Width (MHz) | Number of Pulses per Burst | PRI-1 (us) | PRI-2 (us) | PRI-3 (us) | |
| 177128 | 92.7 | 9 | 3 | 1040 | 1064 | 1252 | |
| 441120 | 76.5 | 9 | 2 | 1567 | 1231 | - | |
| 703834 | 92.6 | 9 | 3 | 1739 | 1434 | 1457 | |
| 968288 | 66.7 | 9 | 2 | 1774 | 1737 | - | |
| 144880 | 57.1 | 9 | 1 | 1532 | - | - | |
| 408948 | 50.9 | 9 | 1 | 1907 | - | - | |
| 672738 | 75.9 | 9 | 2 | 1054 | 1383 | - | |
| 935219 | 96.5 | 9 | 3 | 1802 | 1341 | 1046 | |
| 112148 | 75.9 | 9 | 2 | 1951 | 1400 | - | |
| 376130 | 73.5 | 9 | 2 | 1053 | 1677 | - | |
| 638910 | 96.2 | 9 | 3 | 1531 | 1865 | 1268 | |

| Statistical Performance Check Result | | | | | | | |
|---|---|---|---|---|---|---|---|
| Radar Test Signal (#) | | 5 | | Trail # | | 26 | |
| Burst of Number | 12 | Burst Period(s) | 1 | Waveform Length(s) | 12 | Frequency | $F_H$-(0.4*Chirp width) |
| Burst Offset (us) | Pulse Width (us) | Chirp Width (MHz) | Number of Pulses per Burst | PRI-1 (us) | PRI-2 (us) | PRI-3 (us) | |
| 826712 | 92.6 | 10 | 3 | 1834 | 1000 | 1983 | |
| 72998 | 69.9 | 10 | 2 | 1849 | 1518 | - | |
| 314688 | 72.5 | 10 | 2 | 1489 | 1958 | - | |
| 555527 | 84.2 | 10 | 3 | 1831 | 1182 | 1967 | |
| 797115 | 83.8 | 10 | 3 | 1843 | 1348 | 1459 | |
| 43224 | 78.8 | 10 | 2 | 1412 | 1979 | - | |
| 284734 | 91 | 10 | 3 | 1295 | 1086 | 1705 | |
| 526386 | 92.2 | 10 | 3 | 1003 | 1723 | 1148 | |
| 767431 | 89.3 | 10 | 3 | 1660 | 1724 | 1200 | |
| 13435 | 95.4 | 10 | 3 | 1439 | 1190 | 1942 | |
| 255680 | 56.1 | 10 | 1 | 1358 | - | - | |
| 497683 | 64.3 | 10 | 1 | 1759 | - | - | |

| Statistical Performance Check Result | | | | | | | |
|---|---|---|---|---|---|---|---|
| Radar Test Signal (#) | | 5 | | Trail # | | 27 | |
| Burst of Number | 19 | Burst Period(s) | 0.6315789 | Waveform Length(s) | 12 | Frequency | $F_H$-(0.4*Chirp width) |
| Burst Offset (us) | Pulse Width (us) | Chirp Width (MHz) | Number of Pulses per Burst | PRI-1 (us) | PRI-2 (us) | PRI-3 (us) | |
| 466662 | 60.4 | 18 | 1 | 1883 | - | - | |
| 616742 | 95.2 | 18 | 3 | 1991 | 1243 | 1334 | |
| 142355 | 78.8 | 18 | 2 | 1016 | 1100 | - | |
| 295519 | 50.7 | 18 | 1 | 1051 | - | - | |
| 446771 | 67.6 | 18 | 2 | 1527 | 1874 | - | |
| 599225 | 75.4 | 18 | 2 | 1809 | 1486 | - | |
| 123039 | 99.9 | 18 | 3 | 1010 | 1970 | 1741 | |
| 275129 | 85 | 18 | 3 | 1330 | 1318 | 1943 | |
| 428981 | 61.1 | 18 | 1 | 1968 | - | - | |
| 580996 | 66.7 | 18 | 2 | 1644 | 1065 | - | |
| 104670 | 82.7 | 18 | 2 | 1313 | 1261 | - | |
| 257432 | 71.4 | 18 | 2 | 1027 | 1037 | - | |
| 410696 | 62.9 | 18 | 1 | 1162 | - | - | |
| 561441 | 81.3 | 18 | 2 | 1939 | 1630 | - | |
| 86077 | 63.9 | 18 | 1 | 1122 | - | - | |
| 239011 | 61.1 | 18 | 1 | 1047 | - | - | |
| 390966 | 68.9 | 18 | 2 | 1204 | 1402 | - | |
| 544078 | 53.1 | 18 | 1 | 1950 | - | - | |
| 66876 | 85.1 | 18 | 3 | 1468 | 1129 | 1959 | |

| Statistical Performance Check Result | | | | | | | |
|---|---|---|---|---|---|---|---|
| Radar Test Signal (#) | | 5 | | Trail # | | 28 | |
| Burst of Number | 20 | Burst Period(s) | 0.6 | Waveform Length(s) | 12 | Frequency | $F_H$-(0.4*Chirp width) |
| Burst Offset (us) | Pulse Width (us) | Chirp Width (MHz) | Number of Pulses per Burst | PRI-1 (us) | PRI-2 (us) | PRI-3 (us) | |
| 208292 | 75.1 | 19 | 2 | 1577 | 1919 | - | |
| 354271 | 65.3 | 19 | 1 | 1286 | - | - | |
| 495997 | 83.9 | 19 | 3 | 1955 | 1534 | 1969 | |
| 45716 | 85.5 | 19 | 3 | 1624 | 1587 | 1386 | |
| 191235 | 57.3 | 19 | 1 | 1105 | - | - | |
| 334080 | 94.4 | 19 | 3 | 1901 | 1992 | 1495 | |
| 481017 | 53.3 | 19 | 1 | 2000 | - | - | |
| 27921 | 99 | 19 | 3 | 1379 | 1789 | 1592 | |
| 172578 | 69.1 | 19 | 2 | 1922 | 1830 | - | |
| 318204 | 60.7 | 19 | 1 | 1839 | - | - | |
| 463599 | 64.3 | 19 | 1 | 1423 | - | - | |
| 10138 | 96.6 | 19 | 3 | 1680 | 1440 | 1702 | |
| 154700 | 90 | 19 | 3 | 1798 | 1009 | 1196 | |
| 298982 | 86.6 | 19 | 3 | 1413 | 1524 | 1596 | |
| 445818 | 62.1 | 19 | 1 | 1287 | - | - | |
| 589319 | 82.1 | 19 | 2 | 1159 | 1856 | - | |
| 137185 | 71.5 | 19 | 2 | 1621 | 1119 | - | |
| 281563 | 78.3 | 19 | 2 | 1888 | 1860 | - | |
| 427881 | 50.1 | 19 | 1 | 1359 | - | - | |
| 572624 | 58.3 | 19 | 1 | 1825 | - | - | |

| Statistical Performance Check Result | | | | | | | |
|---|---|---|---|---|---|---|---|
| Radar Test Signal (#) | | 5 | | Trail # | | 29 | |
| Burst of Number | 15 | Burst Period(s) | 0.8 | Waveform Length(s) | 12 | Frequency | $F_H$-(0.4*Chirp width) |
| Burst Offset (us) | Pulse Width (us) | Chirp Width (MHz) | Number of Pulses per Burst | PRI-1 (us) | PRI-2 (us) | PRI-3 (us) | |
| 159228 | 71 | 14 | 2 | 1700 | 1429 | - | |
| 352518 | 76 | 14 | 2 | 1895 | 1181 | - | |
| 544323 | 88.6 | 14 | 3 | 1364 | 1961 | 1903 | |
| 737838 | 85 | 14 | 3 | 1757 | 1281 | 1372 | |
| 135567 | 75.8 | 14 | 2 | 1099 | 1174 | - | |
| 328212 | 87.2 | 14 | 3 | 1285 | 1014 | 1984 | |
| 522698 | 51.1 | 14 | 1 | 1994 | - | - | |
| 715290 | 71.3 | 14 | 2 | 1525 | 1528 | - | |
| 111884 | 52.4 | 14 | 1 | 1210 | - | - | |
| 305327 | 64.8 | 14 | 1 | 1966 | - | - | |
| 497761 | 79.9 | 14 | 2 | 1938 | 1811 | - | |
| 691696 | 73.2 | 14 | 2 | 1661 | 1143 | - | |
| 87610 | 86.1 | 14 | 3 | 1993 | 1282 | 1665 | |
| 281813 | 60.2 | 14 | 1 | 1041 | - | - | |
| 474637 | 81.1 | 14 | 2 | 1617 | 1017 | - | |

| Statistical Performance Check Result | | | | | | | |
|---|---|---|---|---|---|---|---|
| Radar Test Signal (#) | | 5 | | Trail # | | 30 | |
| Burst of Number | 14 | Burst Period(s) | 0.8571429 | Waveform Length(s) | 12 | Frequency | $F_H$+(0.4*Chirp width) |
| Burst Offset (us) | Pulse Width (us) | Chirp Width (MHz) | Number of Pulses per Burst | PRI-1 (us) | PRI-2 (us) | PRI-3 (us) | |
| 713761 | 99.1 | 13 | 3 | 1466 | 1853 | 1864 | |
| 68606 | 76.6 | 13 | 2 | 1948 | 1018 | - | |
| 276396 | 59.6 | 13 | 1 | 1030 | - | - | |
| 482744 | 71.4 | 13 | 2 | 1513 | 1793 | - | |
| 691089 | 56.4 | 13 | 1 | 1743 | - | - | |
| 43150 | 64.2 | 13 | 1 | 1752 | - | - | |
| 250293 | 76.4 | 13 | 2 | 1251 | 1579 | - | |
| 457068 | 80.8 | 13 | 2 | 1838 | 1782 | - | |
| 665070 | 74.2 | 13 | 2 | 1093 | 1247 | - | |
| 17534 | 96.8 | 13 | 3 | 1855 | 1771 | 1135 | |
| 224742 | 70.1 | 13 | 2 | 1658 | 1283 | - | |
| 430908 | 92.7 | 13 | 3 | 1618 | 1514 | 1795 | |
| 638128 | 84.8 | 13 | 3 | 1430 | 1279 | 1509 | |
| 847663 | 50.7 | 13 | 1 | 1519 | - | - | |

***Type 6 Radar Statistical Performance***

| Trial # | Test Freq. (MHz) | Pulses / Hop | Pulse Width (us) | PRI (us) | 1=Detection 0=No Detection |
|---|---|---|---|---|---|
| 1 | 5510 | 9 | 1 | 333 | 1 |
| 2 | 5510 | 9 | 1 | 333 | 1 |
| 3 | 5510 | 9 | 1 | 333 | 1 |
| 4 | 5510 | 9 | 1 | 333 | 1 |
| 5 | 5510 | 9 | 1 | 333 | 1 |
| 6 | 5510 | 9 | 1 | 333 | 1 |
| 7 | 5510 | 9 | 1 | 333 | 1 |
| 8 | 5510 | 9 | 1 | 333 | 1 |
| 9 | 5510 | 9 | 1 | 333 | 1 |
| 10 | 5510 | 9 | 1 | 333 | 1 |
| 11 | 5510 | 9 | 1 | 333 | 0 |
| 12 | 5510 | 9 | 1 | 333 | 1 |
| 13 | 5510 | 9 | 1 | 333 | 1 |
| 14 | 5510 | 9 | 1 | 333 | 1 |
| 15 | 5510 | 9 | 1 | 333 | 1 |
| 16 | 5510 | 9 | 1 | 333 | 1 |
| 17 | 5510 | 9 | 1 | 333 | 1 |
| 18 | 5510 | 9 | 1 | 333 | 1 |
| 19 | 5510 | 9 | 1 | 333 | 1 |
| 20 | 5510 | 9 | 1 | 333 | 1 |
| 21 | 5510 | 9 | 1 | 333 | 1 |
| 22 | 5510 | 9 | 1 | 333 | 1 |
| 23 | 5510 | 9 | 1 | 333 | 1 |
| 24 | 5510 | 9 | 1 | 333 | 1 |
| 25 | 5510 | 9 | 1 | 333 | 1 |
| 26 | 5510 | 9 | 1 | 333 | 1 |
| 27 | 5510 | 9 | 1 | 333 | 1 |
| 28 | 5510 | 9 | 1 | 333 | 1 |
| 29 | 5510 | 9 | 1 | 333 | 1 |
| 30 | 5510 | 9 | 1 | 333 | 1 |
| Detection Percentage (%) | | | | | 96.667 |
| Limit | | | | | 70% |
| **Test Result** | | | | | **Complied** |

**Modulation Mode: 802.11ax (HEW80)**

***Type 1 Radar Statistical Performance***

| Trial # | Test Freq. (MHz) | Pulse Repetition Frequency Number | Pulse Repetition Frequency (Pulse Per Second) | PRI (us) | 1=Detection 0=No Detection |
|---|---|---|---|---|---|
| 1 | 5530 | 1 | 1930.5 | 518 | 1 |
| 2 | 5530 | 23 | 326.2 | 3066 | 1 |
| 3 | 5530 | 19 | 1139.0 | 878 | 1 |
| 4 | 5530 | 12 | 1355.0 | 738 | 1 |
| 5 | 5530 | 4 | 1730.1 | 578 | 1 |
| 6 | 5530 | 8 | 1519.8 | 658 | 1 |
| 7 | 5530 | 15 | 1253.1 | 798 | 1 |
| 8 | 5530 | 6 | 1618.1 | 618 | 1 |
| 9 | 5530 | 14 | 1285.3 | 778 | 0 |
| 10 | 5530 | 3 | 1792.1 | 558 | 1 |
| 11 | 5530 | 13 | 1319.3 | 758 | 1 |
| 12 | 5530 | 9 | 1474.9 | 678 | 1 |
| 13 | 5530 | 7 | 1567.4 | 638 | 1 |
| 14 | 5530 | 17 | 1193.3 | 838 | 1 |
| 15 | 5530 | 10 | 1432.7 | 698 | 1 |
| 16 | 5530 | - | 1692.0 | 591 | 1 |
| 17 | 5530 | - | 328.1 | 3048 | 1 |
| 18 | 5530 | - | 373.4 | 2678 | 1 |
| 19 | 5530 | - | 574.4 | 1741 | 1 |
| 20 | 5530 | - | 1216.5 | 822 | 1 |
| 21 | 5530 | - | 801.3 | 1248 | 1 |
| 22 | 5530 | - | 488.5 | 2047 | 1 |
| 23 | 5530 | - | 956.0 | 1046 | 1 |
| 24 | 5530 | - | 517.6 | 1932 | 0 |
| 25 | 5530 | - | 1422.5 | 703 | 1 |
| 26 | 5530 | - | 542.0 | 1845 | 1 |
| 27 | 5530 | - | 741.3 | 1349 | 1 |
| 28 | 5530 | - | 881.8 | 1134 | 1 |
| 29 | 5530 | - | 427.4 | 2340 | 1 |
| 30 | 5530 | - | 628.9 | 1590 | 1 |
| Detection Percentage (%) | | | | | 93.333 |
| Limit | | | | | 60% |
| **Test Result** | | | | | **Complied** |

***Type 2 Radar Statistical Performance***

| Trial # | Test Freq. (MHz) | Pulse Width (us) | PRI (us) | Pulses / Burst | 1=Detection 0=No Detection |
|---|---|---|---|---|---|
| 1 | 5528 | 2.6 | 221 | 23 | 1 |
| 2 | 5528 | 4.6 | 198 | 27 | 1 |
| 3 | 5528 | 1.1 | 184 | 29 | 0 |
| 4 | 5528 | 4.8 | 203 | 24 | 1 |
| 5 | 5528 | 2.4 | 162 | 25 | 1 |
| 6 | 5528 | 3.4 | 204 | 28 | 1 |
| 7 | 5528 | 2.3 | 170 | 27 | 1 |
| 8 | 5528 | 3.5 | 184 | 23 | 1 |
| 9 | 5528 | 4.9 | 150 | 27 | 1 |
| 10 | 5528 | 4.6 | 211 | 29 | 0 |
| 11 | 5528 | 2.9 | 158 | 23 | 1 |
| 12 | 5528 | 2.6 | 226 | 27 | 1 |
| 13 | 5528 | 1.6 | 204 | 26 | 1 |
| 14 | 5528 | 3.9 | 181 | 25 | 1 |
| 15 | 5528 | 4.6 | 202 | 24 | 1 |
| 16 | 5528 | 4.1 | 194 | 27 | 1 |
| 17 | 5528 | 2.3 | 193 | 28 | 1 |
| 18 | 5528 | 3.9 | 173 | 29 | 1 |
| 19 | 5528 | 4.3 | 188 | 23 | 1 |
| 20 | 5528 | 1.5 | 215 | 26 | 1 |
| 21 | 5528 | 4.9 | 227 | 27 | 1 |
| 22 | 5528 | 1.1 | 199 | 23 | 1 |
| 23 | 5528 | 4.5 | 155 | 29 | 0 |
| 24 | 5528 | 4.0 | 190 | 27 | 1 |
| 25 | 5528 | 2.4 | 151 | 23 | 1 |
| 26 | 5528 | 2.5 | 180 | 28 | 1 |
| 27 | 5528 | 2.5 | 228 | 23 | 1 |
| 28 | 5528 | 2.5 | 203 | 25 | 0 |
| 29 | 5528 | 1.5 | 188 | 25 | 1 |
| 30 | 5528 | 1.9 | 217 | 24 | 1 |
| Detection Percentage (%) | | | | | 86.667 |
| Limit | | | | | 60% |
| **Test Result** | | | | | **Complied** |

***Type 3 Radar Statistical Performance***

| Trial # | Test Freq. (MHz) | Pulse Width (us) | PRI (us) | Pulses / Burst | 1=Detection 0=No Detection |
|---|---|---|---|---|---|
| 1 | 5533 | 8.0 | 205 | 16 | 1 |
| 2 | 5533 | 6.7 | 382 | 18 | 1 |
| 3 | 5533 | 8.6 | 418 | 16 | 0 |
| 4 | 5533 | 9.4 | 351 | 17 | 1 |
| 5 | 5533 | 7.4 | 383 | 18 | 1 |
| 6 | 5533 | 9.8 | 232 | 16 | 0 |
| 7 | 5533 | 9.1 | 377 | 17 | 1 |
| 8 | 5533 | 9.6 | 457 | 16 | 1 |
| 9 | 5533 | 8.0 | 471 | 18 | 1 |
| 10 | 5533 | 9.0 | 304 | 18 | 0 |
| 11 | 5533 | 8.0 | 316 | 17 | 1 |
| 12 | 5533 | 9.8 | 325 | 16 | 1 |
| 13 | 5533 | 8.0 | 409 | 17 | 1 |
| 14 | 5533 | 9.9 | 200 | 17 | 0 |
| 15 | 5533 | 8.8 | 458 | 16 | 1 |
| 16 | 5533 | 8.0 | 232 | 18 | 1 |
| 17 | 5533 | 8.3 | 250 | 16 | 1 |
| 18 | 5533 | 8.7 | 270 | 16 | 1 |
| 19 | 5533 | 7.7 | 350 | 17 | 1 |
| 20 | 5533 | 7.1 | 230 | 16 | 1 |
| 21 | 5533 | 7.3 | 416 | 18 | 0 |
| 22 | 5533 | 7.6 | 498 | 18 | 1 |
| 23 | 5533 | 7.3 | 286 | 17 | 1 |
| 24 | 5533 | 7.3 | 287 | 16 | 0 |
| 25 | 5533 | 7.5 | 462 | 17 | 1 |
| 26 | 5533 | 6.2 | 300 | 17 | 1 |
| 27 | 5533 | 6.4 | 323 | 18 | 1 |
| 28 | 5533 | 7.1 | 420 | 16 | 0 |
| 29 | 5533 | 7.2 | 395 | 18 | 1 |
| 30 | 5533 | 8.4 | 377 | 16 | 0 |
| Detection Percentage (%) | | | | | 73.333 |
| Limit | | | | | 60% |
| **Test Result** | | | | | **Complied** |

***Type 4 Radar Statistical Performance***

| *Trial #* | *Test Freq. (MHz)* | *Pulse Width (us)* | *PRI (us)* | *Pulses / Burst* | *1=Detection 0=No Detection* |
|---|---|---|---|---|---|
| 1 | 5526 | 18.0 | 242 | 15 | 1 |
| 2 | 5526 | 19.9 | 279 | 12 | 1 |
| 3 | 5526 | 12.9 | 487 | 14 | 1 |
| 4 | 5526 | 15.0 | 452 | 13 | 0 |
| 5 | 5526 | 16.3 | 230 | 12 | 1 |
| 6 | 5526 | 19.8 | 238 | 13 | 1 |
| 7 | 5526 | 18.2 | 420 | 16 | 1 |
| 8 | 5526 | 16.3 | 452 | 15 | 1 |
| 9 | 5526 | 14.2 | 495 | 12 | 0 |
| 10 | 5526 | 17.8 | 228 | 16 | 1 |
| 11 | 5526 | 19.1 | 211 | 16 | 0 |
| 12 | 5526 | 18.4 | 283 | 15 | 1 |
| 13 | 5526 | 11.8 | 411 | 12 | 0 |
| 14 | 5526 | 14.2 | 284 | 13 | 1 |
| 15 | 5526 | 13.9 | 202 | 12 | 1 |
| 16 | 5526 | 17.8 | 340 | 14 | 1 |
| 17 | 5526 | 15.6 | 290 | 16 | 1 |
| 18 | 5526 | 14.6 | 250 | 16 | 1 |
| 19 | 5526 | 14.4 | 484 | 15 | 1 |
| 20 | 5526 | 18.9 | 387 | 13 | 0 |
| 21 | 5526 | 11.1 | 348 | 15 | 1 |
| 22 | 5526 | 13.8 | 291 | 16 | 1 |
| 23 | 5526 | 14.3 | 295 | 12 | 0 |
| 24 | 5526 | 12.5 | 300 | 12 | 1 |
| 25 | 5526 | 12.5 | 322 | 14 | 1 |
| 26 | 5526 | 12.5 | 383 | 13 | 0 |
| 27 | 5526 | 15.7 | 322 | 16 | 1 |
| 28 | 5526 | 19.8 | 469 | 13 | 0 |
| 29 | 5526 | 18.6 | 406 | 15 | 1 |
| 30 | 5526 | 15.9 | 238 | 14 | 1 |
| Detection Percentage (%) | | | | | 73.333 |
| Limit | | | | | 60% |
| **Test Result** | | | | | **Complied** |

***Total Type 1~4 Radar Statistical Performance***

| Radar Type # | Detection Percentage (%) |
|---|---|
| 1 | 93.333 |
| 2 | 86.667 |
| 3 | 73.333 |
| 4 | 73.333 |
| Aggregate (Radar Types 1-4) | 81.667 |
| Limit | 80% |
| **Test Result** | **Complied** |

***Type 5 Radar Statistical Performance***

| Center Freq. (MHz) | Low Edge (MHz) | High Edge (MHz) | VSG Freq. (MHz) | Detection |
|---|---|---|---|---|
| 5530 | 5491 | 5569 | | |
| Trial | Chirp | Offset | | |
| 1 | 11 | 0 | 5530.00 | 1 |
| 2 | 5 | 0 | 5530.00 | 1 |
| 3 | 20 | 0 | 5530.00 | 1 |
| 4 | 13 | 0 | 5530.00 | 1 |
| 5 | 11 | 0 | 5530.00 | 1 |
| 6 | 16 | 0 | 5530.00 | 1 |
| 7 | 11 | 0 | 5530.00 | 1 |
| 8 | 20 | 0 | 5530.00 | 1 |
| 9 | 9 | 0 | 5530.00 | 1 |
| 10 | 15 | 0 | 5530.00 | 1 |
| 11 | 20 | 31.00 | 5499.00 | 0 |
| 12 | 6 | 36.60 | 5493.40 | 1 |
| 13 | 13 | 33.80 | 5496.20 | 1 |
| 14 | 10 | 35.00 | 5495.00 | 1 |
| 15 | 16 | 32.60 | 5497.40 | 1 |
| 16 | 11 | 34.60 | 5495.40 | 1 |
| 17 | 7 | 36.20 | 5493.80 | 1 |
| 18 | 15 | 33.00 | 5497.00 | 1 |
| 19 | 7 | 36.20 | 5493.80 | 1 |
| 20 | 20 | 31.00 | 5499.00 | 1 |
| 21 | 6 | 36.60 | 5566.60 | 1 |
| 22 | 11 | 34.60 | 5564.60 | 0 |
| 23 | 16 | 32.60 | 5562.60 | 1 |
| 24 | 6 | 36.60 | 5566.60 | 0 |
| 25 | 9 | 35.40 | 5565.40 | 1 |
| 26 | 10 | 35.00 | 5565.00 | 0 |
| 27 | 18 | 31.80 | 5561.80 | 1 |
| 28 | 19 | 31.40 | 5561.40 | 1 |
| 29 | 14 | 33.40 | 5563.40 | 0 |
| 30 | 13 | 33.80 | 5563.80 | 1 |
| Total | | | | 25 |
| Detection Percentage (%) | | | | 83% |
| Limit | | | | 80% |
| **Test Result** | | | | **Complied** |

**Data Sheet for Radar Type 5**

| Statistical Performance Check Result | | | | | | | |
|---|---|---|---|---|---|---|---|
| **Radar Test Signal (#)** | | 5 | | **Trail #** | | 1 | |
| **Burst of Number** | 13 | **Burst Period(s)** | 0.9230769 | **Waveform Length(s)** | 12 | **Frequency** | Center |
| **Burst Offset (us)** | **Pulse Width (us)** | **Chirp Width (MHz)** | **Number of Pulses per Burst** | **PRI-1 (us)** | **PRI-2 (us)** | **PRI-3 (us)** | |
| 591291 | 70 | 11 | 2 | 1208 | 1481 | - | |
| 815216 | 51.8 | 11 | 1 | 1896 | - | - | |
| 117197 | 97.9 | 11 | 3 | 1255 | 1463 | 1169 | |
| 340497 | 75.4 | 11 | 2 | 1776 | 1116 | - | |
| 563700 | 70.6 | 11 | 2 | 1361 | 1483 | - | |
| 786312 | 85.5 | 11 | 3 | 1168 | 1155 | 1192 | |
| 89901 | 70.6 | 11 | 2 | 1078 | 1126 | - | |
| 312423 | 97.5 | 11 | 3 | 1237 | 1833 | 1540 | |
| 536877 | 64.5 | 11 | 1 | 1698 | - | - | |
| 759212 | 81.4 | 11 | 2 | 1575 | 1490 | - | |
| 62185 | 99.2 | 11 | 3 | 1350 | 1982 | 1902 | |
| 285880 | 54.7 | 11 | 1 | 1722 | - | - | |
| 508479 | 75.7 | 11 | 2 | 1594 | 1682 | - | |

| Statistical Performance Check Result | | | | | | | |
|---|---|---|---|---|---|---|---|
| **Radar Test Signal (#)** | | 5 | | **Trail #** | | 2 | |
| **Burst of Number** | 8 | **Burst Period(s)** | 1.5 | **Waveform Length(s)** | 12 | **Frequency** | Center |
| **Burst Offset (us)** | **Pulse Width (us)** | **Chirp Width (MHz)** | **Number of Pulses per Burst** | **PRI-1 (us)** | **PRI-2 (us)** | **PRI-3 (us)** | |
| 1190042 | 68.2 | 5 | 2 | 1790 | 1952 | - | |
| 56652 | 84.7 | 5 | 3 | 1714 | 1515 | 1061 | |
| 419783 | 69.6 | 5 | 2 | 1458 | 1500 | - | |
| 783608 | 56.5 | 5 | 1 | 1533 | - | - | |
| 1144211 | 84.2 | 5 | 3 | 1322 | 1988 | 1910 | |
| 11992 | 56.5 | 5 | 1 | 1411 | - | - | |
| 374471 | 97.5 | 5 | 3 | 1353 | 1981 | 1974 | |
| 738925 | 54.4 | 5 | 1 | 1365 | - | - | |

| Statistical Performance Check Result | | | | | | | |
|---|---|---|---|---|---|---|---|
| Radar Test Signal (#) | | 5 | | Trail # | | 3 | |
| Burst of Number | 20 | Burst Period(s) | 0.6 | Waveform Length(s) | 12 | Frequency | Center |
| Burst Offset (us) | Pulse Width (us) | Chirp Width (MHz) | Number of Pulses per Burst | PRI-1 (us) | PRI-2 (us) | PRI-3 (us) | |
| 439705 | 70 | 20 | 2 | 1001 | 1246 | - | |
| 583092 | 84.7 | 20 | 3 | 1198 | 1120 | 1552 | |
| 132117 | 55.3 | 20 | 1 | 1264 | - | - | |
| 277048 | 64.5 | 20 | 1 | 1871 | - | - | |
| 421122 | 68.6 | 20 | 2 | 1381 | 1894 | - | |
| 564997 | 93.7 | 20 | 3 | 1306 | 1111 | 1754 | |
| 113465 | 96.8 | 20 | 3 | 1996 | 1535 | 1742 | |
| 258948 | 78.3 | 20 | 2 | 1239 | 1166 | - | |
| 403936 | 76.7 | 20 | 2 | 1221 | 1107 | - | |
| 545928 | 86.2 | 20 | 3 | 1947 | 1800 | 1806 | |
| 96115 | 72.3 | 20 | 2 | 1504 | 1176 | - | |
| 241508 | 64.6 | 20 | 1 | 1382 | - | - | |
| 384855 | 95.4 | 20 | 3 | 1598 | 1117 | 1511 | |
| 528969 | 85.4 | 20 | 3 | 1631 | 1870 | 1152 | |
| 78179 | 73.2 | 20 | 2 | 1729 | 1649 | - | |
| 223000 | 77.7 | 20 | 2 | 1815 | 1238 | - | |
| 368464 | 65.7 | 20 | 1 | 1941 | - | - | |
| 510325 | 90.2 | 20 | 3 | 1899 | 1935 | 1819 | |
| 60248 | 98.9 | 20 | 3 | 1194 | 1675 | 1570 | |
| 205316 | 79.6 | 20 | 2 | 1245 | 1375 | - | |

| Statistical Performance Check Result | | | | | | | |
|---|---|---|---|---|---|---|---|
| Radar Test Signal (#) | | 5 | | Trail # | | 4 | |
| Burst of Number | 14 | Burst Period(s) | 0.8571429 | Waveform Length(s) | 12 | Frequency | Center |
| Burst Offset (us) | Pulse Width (us) | Chirp Width (MHz) | Number of Pulses per Burst | PRI-1 (us) | PRI-2 (us) | PRI-3 (us) | |
| 501575 | 51 | 13 | 1 | 1542 | - | - | |
| 707132 | 98.7 | 13 | 3 | 1613 | 1219 | 1066 | |
| 60818 | 91.5 | 13 | 3 | 1072 | 1397 | 1549 | |
| 267493 | 87 | 13 | 3 | 1253 | 1748 | 1762 | |
| 475767 | 66.3 | 13 | 1 | 1987 | - | - | |
| 680475 | 86.6 | 13 | 3 | 1785 | 1777 | 1797 | |
| 35313 | 95.2 | 13 | 3 | 1482 | 1137 | 1844 | |
| 242662 | 73.5 | 13 | 2 | 1059 | 1475 | - | |
| 449288 | 98 | 13 | 3 | 1180 | 1480 | 1096 | |
| 657034 | 74.6 | 13 | 2 | 1324 | 1427 | - | |
| 9842 | 92.4 | 13 | 3 | 1133 | 1753 | 1378 | |
| 217141 | 82 | 13 | 2 | 1236 | 1259 | - | |
| 422905 | 87.8 | 13 | 3 | 1803 | 1842 | 1900 | |
| 631115 | 72.9 | 13 | 2 | 1559 | 1726 | - | |

| Statistical Performance Check Result | | | | | | | |
|---|---|---|---|---|---|---|---|
| Radar Test Signal (#) | | 5 | | Trail # | | 5 | |
| Burst of Number | 13 | Burst Period(s) | 0.9230769 | Waveform Length(s) | 12 | Frequency | Center |
| Burst Offset (us) | Pulse Width (us) | Chirp Width (MHz) | Number of Pulses per Burst | PRI-1 (us) | PRI-2 (us) | PRI-3 (us) | |
| 902081 | 100 | 11 | 3 | 1258 | 1396 | 1493 | |
| 206352 | 67.1 | 11 | 2 | 1492 | 1179 | - | |
| 429145 | 92.5 | 11 | 3 | 1410 | 1150 | 1042 | |
| 653709 | 60.9 | 11 | 1 | 1399 | - | - | |
| 877441 | 52 | 11 | 1 | 1193 | - | - | |
| 178469 | 91.8 | 11 | 3 | 1686 | 1403 | 1569 | |
| 402251 | 73.8 | 11 | 2 | 1067 | 1218 | - | |
| 625039 | 69.2 | 11 | 2 | 1841 | 1229 | - | |
| 847087 | 87.9 | 11 | 3 | 1073 | 1416 | 1755 | |
| 151064 | 95.2 | 11 | 3 | 1197 | 1512 | 1756 | |
| 374324 | 76.8 | 11 | 2 | 1437 | 1879 | - | |
| 596338 | 90.1 | 11 | 3 | 1352 | 1925 | 1666 | |
| 820999 | 80.4 | 11 | 2 | 1586 | 1132 | - | |

| Statistical Performance Check Result | | | | | | | |
|---|---|---|---|---|---|---|---|
| Radar Test Signal (#) | | 5 | | Trail # | | 6 | |
| Burst of Number | 17 | Burst Period(s) | 0.7058824 | Waveform Length(s) | 12 | Frequency | Center |
| Burst Offset (us) | Pulse Width (us) | Chirp Width (MHz) | Number of Pulses per Burst | PRI-1 (us) | PRI-2 (us) | PRI-3 (us) | |
| 94587 | 82.8 | 16 | 2 | 1332 | 1689 | - | |
| 265527 | 61.5 | 16 | 1 | 1764 | - | - | |
| 435227 | 91.9 | 16 | 3 | 1301 | 1024 | 1167 | |
| 605381 | 90.8 | 16 | 3 | 1277 | 1091 | 1354 | |
| 73476 | 94 | 16 | 3 | 1185 | 1805 | 1109 | |
| 244588 | 57.6 | 16 | 1 | 1487 | - | - | |
| 414781 | 67.8 | 16 | 2 | 1026 | 1554 | - | |
| 586578 | 53.4 | 16 | 1 | 1110 | - | - | |
| 52576 | 71.4 | 16 | 2 | 1583 | 1653 | - | |
| 222476 | 93.3 | 16 | 3 | 1791 | 1766 | 1296 | |
| 393218 | 68.4 | 16 | 2 | 1678 | 1890 | - | |
| 562777 | 98.2 | 16 | 3 | 1510 | 1605 | 1418 | |
| 31603 | 82 | 16 | 2 | 1300 | 1523 | - | |
| 201756 | 98.6 | 16 | 3 | 1020 | 1070 | 1990 | |
| 372162 | 73.3 | 16 | 2 | 1999 | 1709 | - | |
| 542921 | 80.3 | 16 | 2 | 1205 | 1908 | - | |
| 10620 | 52 | 16 | 1 | 1445 | - | - | |

| Statistical Performance Check Result | | | | | | | |
|---|---|---|---|---|---|---|---|
| Radar Test Signal (#) | | 5 | | Trail # | | 7 | |
| Burst of Number | 13 | Burst Period(s) | 0.9230769 | Waveform Length(s) | 12 | Frequency | Center |
| Burst Offset (us) | Pulse Width (us) | Chirp Width (MHz) | Number of Pulses per Burst | PRI-1 (us) | PRI-2 (us) | PRI-3 (us) | |
| 236763 | 93.9 | 11 | 3 | 1325 | 1401 | 1265 | |
| 458923 | 90.3 | 11 | 3 | 1962 | 1647 | 1876 | |
| 683506 | 76.8 | 11 | 2 | 1499 | 1242 | - | |
| 906848 | 72.4 | 11 | 2 | 1595 | 1013 | - | |
| 209338 | 85.5 | 11 | 3 | 1048 | 1368 | 1438 | |
| 433316 | 56 | 11 | 1 | 1646 | - | - | |
| 654365 | 85.2 | 11 | 3 | 1784 | 1878 | 1389 | |
| 880256 | 54.8 | 11 | 1 | 1659 | - | - | |
| 181618 | 88.1 | 11 | 3 | 1927 | 1928 | 1307 | |
| 405781 | 57.1 | 11 | 1 | 1664 | - | - | |
| 629680 | 55.8 | 11 | 1 | 1039 | - | - | |
| 852332 | 81.8 | 11 | 2 | 1050 | 1038 | - | |
| 154801 | 60.7 | 11 | 1 | 1557 | - | - | |

| Statistical Performance Check Result | | | | | | | |
|---|---|---|---|---|---|---|---|
| Radar Test Signal (#) | | 5 | | Trail # | | 8 | |
| Burst of Number | 20 | Burst Period(s) | 0.6 | Waveform Length(s) | 12 | Frequency | Center |
| Burst Offset (us) | Pulse Width (us) | Chirp Width (MHz) | Number of Pulses per Burst | PRI-1 (us) | PRI-2 (us) | PRI-3 (us) | |
| 244340 | 96.4 | 20 | 3 | 1226 | 1572 | 2000 | |
| 390950 | 60.1 | 20 | 1 | 1346 | - | - | |
| 534907 | 76.3 | 20 | 2 | 1441 | 1284 | - | |
| 82690 | 56.2 | 20 | 1 | 1273 | - | - | |
| 227993 | 62.4 | 20 | 1 | 1031 | - | - | |
| 372695 | 62 | 20 | 1 | 1940 | - | - | |
| 517788 | 56 | 20 | 1 | 1889 | - | - | |
| 64471 | 83.9 | 20 | 3 | 1106 | 1311 | 1930 | |
| 209097 | 98.4 | 20 | 3 | 1260 | 1022 | 1606 | |
| 354143 | 74.3 | 20 | 2 | 1178 | 1917 | - | |
| 499561 | 70 | 20 | 2 | 1069 | 1249 | - | |
| 46749 | 69.5 | 20 | 2 | 1773 | 1652 | - | |
| 191589 | 78.6 | 20 | 2 | 1347 | 1603 | - | |
| 336486 | 73.9 | 20 | 2 | 1177 | 1608 | - | |
| 481767 | 74.1 | 20 | 2 | 1153 | 1089 | - | |
| 28998 | 62.7 | 20 | 1 | 1944 | - | - | |
| 173769 | 70.1 | 20 | 2 | 1224 | 1672 | - | |
| 317895 | 93.3 | 20 | 3 | 1217 | 1015 | 1957 | |
| 464152 | 50.5 | 20 | 1 | 1929 | - | - | |
| 11067 | 89 | 20 | 3 | 1945 | 1615 | 1847 | |

| Statistical Performance Check Result | | | | | | | |
|---|---|---|---|---|---|---|---|
| Radar Test Signal (#) | | 5 | | Trail # | | 9 | |
| Burst of Number | 11 | Burst Period(s) | 1.0909091 | Waveform Length(s) | 12 | Frequency | Center |
| Burst Offset (us) | Pulse Width (us) | Chirp Width (MHz) | Number of Pulses per Burst | PRI-1 (us) | PRI-2 (us) | PRI-3 (us) | |
| 283763 | 85.8 | 9 | 3 | 1451 | 1023 | 1821 | |
| 548478 | 51.3 | 9 | 1 | 1960 | - | - | |
| 809743 | 86.6 | 9 | 3 | 1998 | 1989 | 1778 | |
| 1077369 | 63.2 | 9 | 1 | 1270 | - | - | |
| 251895 | 57.9 | 9 | 1 | 1730 | - | - | |
| 514624 | 97.4 | 9 | 3 | 1488 | 1953 | 1309 | |
| 780737 | 55.4 | 9 | 1 | 1002 | - | - | |
| 1044449 | 56.6 | 9 | 1 | 1654 | - | - | |
| 218719 | 86 | 9 | 3 | 1683 | 1425 | 1787 | |
| 483655 | 55.9 | 9 | 1 | 1417 | - | - | |
| 747738 | 50.5 | 9 | 1 | 1641 | - | - | |

| Statistical Performance Check Result | | | | | | | |
|---|---|---|---|---|---|---|---|
| Radar Test Signal (#) | | 5 | | Trail # | | 10 | |
| Burst of Number | 9 | Burst Period(s) | 0.75 | Waveform Length(s) | 12 | Frequency | Center |
| Burst Offset (us) | Pulse Width (us) | Chirp Width (MHz) | Number of Pulses per Burst | PRI-1 (us) | PRI-2 (us) | PRI-3 (us) | |
| 695151 | 61.9 | 15 | 1 | 1713 | - | - | |
| 128132 | 71.6 | 15 | 2 | 1320 | 1648 | - | |
| 309769 | 60.6 | 15 | 1 | 1862 | - | - | |
| 489296 | 97 | 15 | 3 | 1244 | 1669 | 1873 | |
| 672580 | 58.2 | 15 | 1 | 1954 | - | - | |
| 105804 | 71.9 | 15 | 2 | 1694 | 1351 | - | |
| 286805 | 75.7 | 15 | 2 | 1869 | 1591 | - | |
| 467329 | 86.1 | 15 | 3 | 1161 | 1266 | 1887 | |
| 650589 | 61.2 | 15 | 1 | 1544 | - | - | |
| 83455 | 74.3 | 15 | 2 | 1934 | 1415 | - | |
| 264701 | 68.2 | 15 | 2 | 1422 | 1478 | - | |
| 444952 | 95.5 | 15 | 3 | 1657 | 1214 | 1610 | |
| 628454 | 65.9 | 15 | 1 | 1276 | - | - | |
| 61315 | 56.8 | 15 | 1 | 1335 | - | - | |
| 242712 | 52.9 | 15 | 1 | 1881 | - | - | |
| 424295 | 56.8 | 15 | 1 | 1634 | - | - | |

| Statistical Performance Check Result | | | | | | | |
|---|---|---|---|---|---|---|---|
| Radar Test Signal (#) | | 5 | | Trail # | | 11 | |
| Burst of Number | 20 | Burst Period(s) | 0.6 | Waveform Length(s) | 12 | Frequency | $F_L$+(0.4*Chirp width) |
| Burst Offset (us) | Pulse Width (us) | Chirp Width (MHz) | Number of Pulses per Burst | PRI-1 (us) | PRI-2 (us) | PRI-3 (us) | |
| 483494 | 82.2 | 20 | 2 | 1691 | 1029 | - | |
| 31130 | 61.1 | 20 | 1 | 1623 | - | - | |
| 175309 | 92.1 | 20 | 3 | 1303 | 1697 | 1836 | |
| 320742 | 68 | 20 | 2 | 1362 | 1450 | - | |
| 466659 | 63.9 | 20 | 1 | 1426 | - | - | |
| 13250 | 55.3 | 20 | 1 | 1823 | - | - | |
| 157701 | 92.9 | 20 | 3 | 1232 | 1191 | 1763 | |
| 302865 | 75 | 20 | 2 | 1571 | 1312 | - | |
| 446764 | 95 | 20 | 3 | 1254 | 1650 | 1207 | |
| 591996 | 73.6 | 20 | 2 | 1550 | 1846 | - | |
| 140621 | 63 | 20 | 1 | 1121 | - | - | |
| 283899 | 98.4 | 20 | 3 | 1343 | 1977 | 1926 | |
| 430680 | 65.1 | 20 | 1 | 1725 | - | - | |
| 575746 | 56.5 | 20 | 1 | 1761 | - | - | |
| 122072 | 99.4 | 20 | 3 | 1241 | 1118 | 1973 | |
| 266724 | 98 | 20 | 3 | 1588 | 1304 | 1028 | |
| 410761 | 92.5 | 20 | 3 | 1484 | 1733 | 1473 | |
| 556827 | 73.8 | 20 | 2 | 1574 | 1310 | - | |
| 104794 | 58 | 20 | 1 | 1380 | - | - | |
| 248823 | 97.9 | 20 | 3 | 1443 | 1326 | 1376 | |

| Statistical Performance Check Result | | | | | | | |
|---|---|---|---|---|---|---|---|
| Radar Test Signal (#) | | 5 | | Trail # | | 12 | |
| Burst of Number | 9 | Burst Period(s) | 1.3333333 | Waveform Length(s) | 12 | Frequency | $F_L$+(0.4*Chirp width) |
| Burst Offset (us) | Pulse Width (us) | Chirp Width (MHz) | Number of Pulses per Burst | PRI-1 (us) | PRI-2 (us) | PRI-3 (us) | |
| 878323 | 68 | 6 | 2 | 1562 | 1223 | - | |
| 1201036 | 77 | 6 | 2 | 1576 | 1195 | - | |
| 193430 | 65.9 | 6 | 1 | 1019 | - | - | |
| 515373 | 90.9 | 6 | 3 | 1728 | 1142 | 1206 | |
| 837168 | 94.4 | 6 | 3 | 1333 | 1997 | 1685 | |
| 1162414 | 57.1 | 6 | 1 | 1479 | - | - | |
| 153280 | 89.3 | 6 | 3 | 1447 | 1536 | 1062 | |
| 476708 | 64.6 | 6 | 1 | 1156 | - | - | |
| 798519 | 67.6 | 6 | 2 | 1975 | 1319 | - | |

| Statistical Performance Check Result | | | | | | | |
|---|---|---|---|---|---|---|---|
| Radar Test Signal (#) | | 5 | | Trail # | | 13 | |
| Burst of Number | 14 | Burst Period(s) | 0.8571429 | Waveform Length(s) | 12 | Frequency | $F_L$+(0.4*Chirp width) |
| Burst Offset (us) | Pulse Width (us) | Chirp Width (MHz) | Number of Pulses per Burst | PRI-1 (us) | PRI-2 (us) | PRI-3 (us) | |
| 721573 | 55.9 | 13 | 1 | 1087 | - | - | |
| 72983 | 70.6 | 13 | 2 | 1516 | 1373 | - | |
| 280517 | 56.4 | 13 | 1 | 1822 | - | - | |
| 488047 | 54.9 | 13 | 1 | 1667 | - | - | |
| 692783 | 90.5 | 13 | 3 | 1636 | 1670 | 1736 | |
| 47463 | 73.3 | 13 | 2 | 1462 | 1435 | - | |
| 253983 | 95.6 | 13 | 3 | 1681 | 1897 | 1538 | |
| 460713 | 94 | 13 | 3 | 1555 | 1620 | 1780 | |
| 667923 | 87.9 | 13 | 3 | 1140 | 1812 | 1329 | |
| 21923 | 86.7 | 13 | 3 | 1095 | 1456 | 1097 | |
| 229477 | 56.6 | 13 | 1 | 1581 | - | - | |
| 436459 | 78.8 | 13 | 2 | 1308 | 1289 | - | |
| 642305 | 85.7 | 13 | 3 | 1299 | 1852 | 1315 | |
| 852309 | 51.9 | 13 | 1 | 1250 | - | - | |

| Statistical Performance Check Result | | | | | | | |
|---|---|---|---|---|---|---|---|
| Radar Test Signal (#) | | 5 | | Trail # | | 14 | |
| Burst of Number | 12 | Burst Period(s) | 1 | Waveform Length(s) | 12 | Frequency | $F_L$+(0.4*Chirp width) |
| Burst Offset (us) | Pulse Width (us) | Chirp Width (MHz) | Number of Pulses per Burst | PRI-1 (us) | PRI-2 (us) | PRI-3 (us) | |
| 237287 | 84.6 | 10 | 3 | 1314 | 1508 | 1611 | |
| 480167 | 58.8 | 10 | 1 | 1472 | - | - | |
| 721239 | 77.4 | 10 | 2 | 1092 | 1904 | - | |
| 963224 | 71 | 10 | 2 | 1139 | 1671 | - | |
| 208121 | 54.6 | 10 | 1 | 1673 | - | - | |
| 449554 | 74.9 | 10 | 2 | 1469 | 1738 | - | |
| 691801 | 70.3 | 10 | 2 | 1233 | 1263 | - | |
| 934484 | 52.9 | 10 | 1 | 1687 | - | - | |
| 177771 | 92.1 | 10 | 3 | 1433 | 1826 | 1355 | |
| 419126 | 98.9 | 10 | 3 | 1915 | 1407 | 1428 | |
| 662911 | 55.1 | 10 | 1 | 1125 | - | - | |
| 902272 | 88.9 | 10 | 3 | 1635 | 1045 | 1643 | |

| Statistical Performance Check Result | | | | | | | |
|---|---|---|---|---|---|---|---|
| Radar Test Signal (#) | | 5 | | Trail # | | 15 | |
| Burst of Number | 17 | Burst Period(s) | 0.7058824 | Waveform Length(s) | 12 | Frequency | $F_L$+(0.4*Chirp width) |
| Burst Offset (us) | Pulse Width (us) | Chirp Width (MHz) | Number of Pulses per Burst | PRI-1 (us) | PRI-2 (us) | PRI-3 (us) | |
| 104782 | 55.1 | 16 | 1 | 1331 | - | - | |
| 274485 | 95.2 | 16 | 3 | 1288 | 1262 | 1779 | |
| 446644 | 51.1 | 16 | 1 | 1157 | - | - | |
| 615134 | 73.6 | 16 | 2 | 1965 | 1963 | - | |
| 83697 | 56.7 | 16 | 1 | 1637 | - | - | |
| 254526 | 66 | 16 | 1 | 1563 | - | - | |
| 424104 | 78.2 | 16 | 2 | 1872 | 1746 | - | |
| 596368 | 57.3 | 16 | 1 | 1323 | - | - | |
| 62396 | 89.1 | 16 | 3 | 1882 | 1328 | 1370 | |
| 233528 | 53 | 16 | 1 | 1432 | - | - | |
| 404155 | 56.6 | 16 | 1 | 1824 | - | - | |
| 572746 | 93.4 | 16 | 3 | 1699 | 1269 | 1507 | |
| 41534 | 74.7 | 16 | 2 | 1498 | 1593 | - | |
| 211866 | 83.3 | 16 | 2 | 1585 | 1892 | - | |
| 383319 | 53.8 | 16 | 1 | 1460 | - | - | |
| 553954 | 53.9 | 16 | 1 | 1727 | - | - | |
| 20589 | 54.5 | 16 | 1 | 1356 | - | - | |

| Statistical Performance Check Result | | | | | | | |
|---|---|---|---|---|---|---|---|
| Radar Test Signal (#) | | 5 | | Trail # | | 16 | |
| Burst of Number | 13 | Burst Period(s) | 0.9230769 | Waveform Length(s) | 12 | Frequency | $F_L$+(0.4*Chirp width) |
| Burst Offset (us) | Pulse Width (us) | Chirp Width (MHz) | Number of Pulses per Burst | PRI-1 (us) | PRI-2 (us) | PRI-3 (us) | |
| 249549 | 87.2 | 11 | 3 | 1529 | 1868 | 1392 | |
| 473814 | 51.3 | 11 | 1 | 1772 | - | - | |
| 696747 | 69.1 | 11 | 2 | 1145 | 1305 | - | |
| 919852 | 82.3 | 11 | 2 | 1614 | 1012 | - | |
| 222458 | 75 | 11 | 2 | 1477 | 1898 | - | |
| 445510 | 81.4 | 11 | 2 | 1625 | 1760 | - | |
| 669234 | 82 | 11 | 2 | 1290 | 1173 | - | |
| 891674 | 66.9 | 11 | 2 | 1526 | 1801 | - | |
| 194770 | 86.2 | 11 | 3 | 1172 | 1980 | 1227 | |
| 417571 | 84.6 | 11 | 3 | 1932 | 1394 | 1079 | |
| 640275 | 89.8 | 11 | 3 | 1601 | 1071 | 1880 | |
| 862582 | 97.4 | 11 | 3 | 1985 | 1745 | 1316 | |
| 167886 | 52.9 | 11 | 1 | 1294 | - | - | |

| Statistical Performance Check Result | | | | | | | |
|---|---|---|---|---|---|---|---|
| Radar Test Signal (#) | | 5 | | Trail # | | 17 | |
| Burst of Number | 9 | Burst Period(s) | 1.3333333 | Waveform Length(s) | 12 | Frequency | $F_L$+(0.4*Chirp width) |
| Burst Offset (us) | Pulse Width (us) | Chirp Width (MHz) | Number of Pulses per Burst | PRI-1 (us) | PRI-2 (us) | PRI-3 (us) | |
| 564844 | 78.5 | 7 | 2 | 1406 | 1829 | - | |
| 888379 | 57.6 | 7 | 1 | 1820 | - | - | |
| 1208797 | 99.8 | 7 | 3 | 1248 | 1692 | 1645 | |
| 202812 | 51.5 | 7 | 1 | 1298 | - | - | |
| 525477 | 68.1 | 7 | 2 | 1088 | 1213 | - | |
| 848768 | 50.3 | 7 | 1 | 1558 | - | - | |
| 1169382 | 92.8 | 7 | 3 | 1580 | 1573 | 1114 | |
| 162951 | 64.2 | 7 | 1 | 1854 | - | - | |
| 485678 | 79.9 | 7 | 2 | 1011 | 1387 | - | |

| Statistical Performance Check Result | | | | | | | |
|---|---|---|---|---|---|---|---|
| Radar Test Signal (#) | | 5 | | Trail # | | 18 | |
| Burst of Number | 16 | Burst Period(s) | 0.75 | Waveform Length(s) | 12 | Frequency | $F_L$+(0.4*Chirp width) |
| Burst Offset (us) | Pulse Width (us) | Chirp Width (MHz) | Number of Pulses per Burst | PRI-1 (us) | PRI-2 (us) | PRI-3 (us) | |
| 452762 | 90.6 | 15 | 3 | 1885 | 1390 | 1371 | |
| 636546 | 50.5 | 15 | 1 | 1103 | - | - | |
| 69136 | 78.3 | 15 | 2 | 1485 | 1175 | - | |
| 250688 | 62.9 | 15 | 1 | 1768 | - | - | |
| 431876 | 81.6 | 15 | 2 | 1211 | 1044 | - | |
| 613696 | 52.2 | 15 | 1 | 1684 | - | - | |
| 46710 | 84 | 15 | 3 | 1704 | 1338 | 1209 | |
| 227355 | 96.3 | 15 | 3 | 1920 | 1674 | 1384 | |
| 409287 | 71.3 | 15 | 2 | 1292 | 1421 | - | |
| 590397 | 71.1 | 15 | 2 | 1818 | 1060 | - | |
| 24536 | 66.3 | 15 | 1 | 1055 | - | - | |
| 205244 | 98.5 | 15 | 3 | 1712 | 1448 | 1291 | |
| 387827 | 54.9 | 15 | 1 | 1043 | - | - | |
| 566988 | 97.5 | 15 | 3 | 1749 | 1158 | 1404 | |
| 2150 | 86.1 | 15 | 3 | 1607 | 1867 | 1436 | |
| 183641 | 56.5 | 15 | 1 | 1721 | - | - | |

| Statistical Performance Check Result | | | | | | | |
|---|---|---|---|---|---|---|---|
| Radar Test Signal (#) | | 5 | | Trail # | | 19 | |
| Burst of Number | 9 | Burst Period(s) | 1.3333333 | Waveform Length(s) | 12 | Frequency | $F_L$+(0.4*Chirp width) |
| Burst Offset (us) | Pulse Width (us) | Chirp Width (MHz) | Number of Pulses per Burst | PRI-1 (us) | PRI-2 (us) | PRI-3 (us) | |
| 649004 | 80.2 | 7 | 2 | 1476 | 1792 | - | |
| 972632 | 63.8 | 7 | 1 | 1837 | - | - | |
| 1294265 | 69.1 | 7 | 2 | 1455 | 1715 | - | |
| 287125 | 56.7 | 7 | 1 | 1234 | - | - | |
| 609502 | 70.5 | 7 | 2 | 1127 | 1633 | - | |
| 931751 | 81.5 | 7 | 2 | 1629 | 1783 | - | |
| 1253215 | 88.5 | 7 | 3 | 1147 | 1810 | 1604 | |
| 247305 | 60 | 7 | 1 | 1363 | - | - | |
| 568977 | 86.1 | 7 | 3 | 1212 | 1662 | 1696 | |

| Statistical Performance Check Result | | | | | | | |
|---|---|---|---|---|---|---|---|
| Radar Test Signal (#) | | 5 | | Trail # | | 20 | |
| Burst of Number | 20 | Burst Period(s) | 0.6 | Waveform Length(s) | 12 | Frequency | $F_L$+(0.4*Chirp width) |
| Burst Offset (us) | Pulse Width (us) | Chirp Width (MHz) | Number of Pulses per Burst | PRI-1 (us) | PRI-2 (us) | PRI-3 (us) | |
| 400523 | 74.5 | 20 | 2 | 1775 | 1082 | - | |
| 544232 | 99.1 | 20 | 3 | 1564 | 1074 | 1442 | |
| 92772 | 93.7 | 20 | 3 | 1995 | 1235 | 1293 | |
| 238062 | 73.1 | 20 | 2 | 1006 | 1337 | - | |
| 383830 | 65.2 | 20 | 1 | 1068 | - | - | |
| 529131 | 53.4 | 20 | 1 | 1021 | - | - | |
| 75357 | 61.2 | 20 | 1 | 1553 | - | - | |
| 219129 | 90.3 | 20 | 3 | 1807 | 1912 | 1551 | |
| 365634 | 57.2 | 20 | 1 | 1565 | - | - | |
| 510479 | 60.8 | 20 | 1 | 1909 | - | - | |
| 57360 | 68.5 | 20 | 2 | 1626 | 1163 | - | |
| 202693 | 54 | 20 | 1 | 1340 | - | - | |
| 347847 | 62.1 | 20 | 1 | 1408 | - | - | |
| 490344 | 99.8 | 20 | 3 | 1556 | 1877 | 1230 | |
| 39483 | 79.7 | 20 | 2 | 1701 | 1622 | - | |
| 184461 | 82.9 | 20 | 2 | 1302 | 1164 | - | |
| 328025 | 89.9 | 20 | 3 | 1520 | 1638 | 1769 | |
| 475199 | 63.2 | 20 | 1 | 1336 | - | - | |
| 21678 | 68.6 | 20 | 2 | 1502 | 1256 | - | |
| 166512 | 81 | 20 | 2 | 1398 | 1420 | - | |

| Statistical Performance Check Result | | | | | | | |
|---|---|---|---|---|---|---|---|
| Radar Test Signal (#) | | 5 | | Trail # | | 21 | |
| Burst of Number | 9 | Burst Period(s) | 1.3333333 | Waveform Length(s) | 12 | Frequency | $F_H$-(0.4*Chirp width) |
| Burst Offset (us) | Pulse Width (us) | Chirp Width (MHz) | Number of Pulses per Burst | PRI-1 (us) | | PRI-2 (us) | PRI-3 (us) |
| 694608 | 54.5 | 6 | 1 | 1034 | | - | - |
| 1016456 | 73.6 | 6 | 2 | 1590 | | 1115 | - |
| 8551 | 60.1 | 6 | 1 | 1933 | | - | - |
| 331564 | 63.7 | 6 | 1 | 1505 | | - | - |
| 653496 | 95.1 | 6 | 3 | 1405 | | 1075 | 1220 |
| 975332 | 88 | 6 | 3 | 1628 | | 1744 | 1202 |
| 1297079 | 86.6 | 6 | 3 | 1271 | | 1914 | 1921 |
| 291425 | 73.6 | 6 | 2 | 1188 | | 1924 | - |
| 614597 | 57.5 | 6 | 1 | 1916 | | - | - |

| Statistical Performance Check Result | | | | | | | |
|---|---|---|---|---|---|---|---|
| Radar Test Signal (#) | | 5 | | Trail # | | 22 | |
| Burst of Number | 13 | Burst Period(s) | 0.9230769 | Waveform Length(s) | 12 | Frequency | $F_H$-(0.4*Chirp width) |
| Burst Offset (us) | Pulse Width (us) | Chirp Width (MHz) | Number of Pulses per Burst | PRI-1 (us) | | PRI-2 (us) | PRI-3 (us) |
| 648947 | 59.4 | 11 | 1 | 1464 | | - | - |
| 872834 | 59.1 | 11 | 1 | 1077 | | - | - |
| 174442 | 62 | 11 | 1 | 1104 | | - | - |
| 397033 | 68.2 | 11 | 2 | 1747 | | 1711 | - |
| 619847 | 76.8 | 11 | 2 | 1972 | | 1816 | - |
| 844713 | 57 | 11 | 1 | 1706 | | - | - |
| 146857 | 53.2 | 11 | 1 | 1367 | | - | - |
| 369203 | 90.4 | 11 | 3 | 1731 | | 1446 | 1170 |
| 592949 | 73.2 | 11 | 2 | 1201 | | 1710 | - |
| 817479 | 56.1 | 11 | 1 | 1377 | | - | - |
| 119201 | 67.7 | 11 | 2 | 1130 | | 1171 | - |
| 342999 | 55.1 | 11 | 1 | 1007 | | - | - |
| 566579 | 58.1 | 11 | 1 | 1090 | | - | - |

| Statistical Performance Check Result | | | | | | | |
|---|---|---|---|---|---|---|---|
| Radar Test Signal (#) | | 5 | | Trail # | | 23 | |
| Burst of Number | 17 | Burst Period(s) | 0.7058824 | Waveform Length(s) | 12 | Frequency | $F_H$-(0.4*Chirp width) |
| Burst Offset (us) | Pulse Width (us) | Chirp Width (MHz) | Number of Pulses per Burst | PRI-1 (us) | PRI-2 (us) | PRI-3 (us) | |
| 601322 | 97.7 | 16 | 3 | 1345 | 1186 | 1735 | |
| 69798 | 86.6 | 16 | 3 | 1578 | 1884 | 1521 | |
| 240236 | 67.6 | 16 | 2 | 1861 | 1813 | - | |
| 411573 | 52.4 | 16 | 1 | 1913 | - | - | |
| 581299 | 68 | 16 | 2 | 1719 | 1414 | - | |
| 49079 | 64 | 16 | 1 | 1828 | - | - | |
| 218917 | 89.4 | 16 | 3 | 1765 | 1548 | 1453 | |
| 389991 | 73.8 | 16 | 2 | 1690 | 1216 | - | |
| 560724 | 80.6 | 16 | 2 | 1327 | 1280 | - | |
| 27969 | 68.2 | 16 | 2 | 1893 | 1857 | - | |
| 198477 | 69.9 | 16 | 2 | 1474 | 1501 | - | |
| 368635 | 79 | 16 | 2 | 1619 | 1964 | - | |
| 539754 | 81.5 | 16 | 2 | 1395 | 1160 | - | |
| 7017 | 50.9 | 16 | 1 | 1366 | - | - | |
| 177018 | 88.9 | 16 | 3 | 1080 | 1978 | 1740 | |
| 347849 | 80 | 16 | 2 | 1339 | 1850 | - | |
| 518155 | 78.1 | 16 | 2 | 1503 | 1848 | - | |

| Statistical Performance Check Result | | | | | | | |
|---|---|---|---|---|---|---|---|
| Radar Test Signal (#) | | 5 | | Trail # | | 24 | |
| Burst of Number | 9 | Burst Period(s) | 1.3333333 | Waveform Length(s) | 12 | Frequency | $F_H$-(0.4*Chirp width) |
| Burst Offset (us) | Pulse Width (us) | Chirp Width (MHz) | Number of Pulses per Burst | PRI-1 (us) | PRI-2 (us) | PRI-3 (us) | |
| 1303061 | 77.3 | 6 | 2 | 1858 | 1937 | - | |
| 296120 | 66.9 | 6 | 2 | 1452 | 1703 | - | |
| 618053 | 87.6 | 6 | 3 | 1461 | 1679 | 1471 | |
| 941705 | 82.8 | 6 | 2 | 1058 | 1582 | - | |
| 1262467 | 97.9 | 6 | 3 | 1561 | 1786 | 1369 | |
| 256754 | 51.6 | 6 | 1 | 1225 | - | - | |
| 579778 | 56.4 | 6 | 1 | 1349 | - | - | |
| 900681 | 85.8 | 6 | 3 | 1708 | 1025 | 1781 | |
| 1223080 | 85.3 | 6 | 3 | 1357 | 1971 | 1057 | |

| Statistical Performance Check Result | | | | | | | |
|---|---|---|---|---|---|---|---|
| Radar Test Signal (#) | | 5 | | Trail # | | 25 | |
| Burst of Number | 11 | Burst Period(s) | 1.0909091 | Waveform Length(s) | 12 | Frequency | $F_H$-(0.4*Chirp width) |
| Burst Offset (us) | Pulse Width (us) | Chirp Width (MHz) | Number of Pulses per Burst | PRI-1 (us) | PRI-2 (us) | PRI-3 (us) | |
| 177128 | 92.7 | 9 | 3 | 1040 | 1064 | 1252 | |
| 441120 | 76.5 | 9 | 2 | 1567 | 1231 | - | |
| 703834 | 92.6 | 9 | 3 | 1739 | 1434 | 1457 | |
| 968288 | 66.7 | 9 | 2 | 1774 | 1737 | - | |
| 144880 | 57.1 | 9 | 1 | 1532 | - | - | |
| 408948 | 50.9 | 9 | 1 | 1907 | - | - | |
| 672738 | 75.9 | 9 | 2 | 1054 | 1383 | - | |
| 935219 | 96.5 | 9 | 3 | 1802 | 1341 | 1046 | |
| 112148 | 75.9 | 9 | 2 | 1951 | 1400 | - | |
| 376130 | 73.5 | 9 | 2 | 1053 | 1677 | - | |
| 638910 | 96.2 | 9 | 3 | 1531 | 1865 | 1268 | |

| Statistical Performance Check Result | | | | | | | |
|---|---|---|---|---|---|---|---|
| Radar Test Signal (#) | | 5 | | Trail # | | 26 | |
| Burst of Number | 12 | Burst Period(s) | 1 | Waveform Length(s) | 12 | Frequency | $F_H$-(0.4*Chirp width) |
| Burst Offset (us) | Pulse Width (us) | Chirp Width (MHz) | Number of Pulses per Burst | PRI-1 (us) | PRI-2 (us) | PRI-3 (us) | |
| 826712 | 92.6 | 10 | 3 | 1834 | 1000 | 1983 | |
| 72998 | 69.9 | 10 | 2 | 1849 | 1518 | - | |
| 314688 | 72.5 | 10 | 2 | 1489 | 1958 | - | |
| 555527 | 84.2 | 10 | 3 | 1831 | 1182 | 1967 | |
| 797115 | 83.8 | 10 | 3 | 1843 | 1348 | 1459 | |
| 43224 | 78.8 | 10 | 2 | 1412 | 1979 | - | |
| 284734 | 91 | 10 | 3 | 1295 | 1086 | 1705 | |
| 526386 | 92.2 | 10 | 3 | 1003 | 1723 | 1148 | |
| 767431 | 89.3 | 10 | 3 | 1660 | 1724 | 1200 | |
| 13435 | 95.4 | 10 | 3 | 1439 | 1190 | 1942 | |
| 255680 | 56.1 | 10 | 1 | 1358 | - | - | |
| 497683 | 64.3 | 10 | 1 | 1759 | - | - | |

| Statistical Performance Check Result | | | | | | | |
|---|---|---|---|---|---|---|---|
| Radar Test Signal (#) | | 5 | | Trail # | | 27 | |
| Burst of Number | 19 | Burst Period(s) | 0.6315789 | Waveform Length(s) | 12 | Frequency | $F_H$-(0.4*Chirp width) |
| Burst Offset (us) | Pulse Width (us) | Chirp Width (MHz) | Number of Pulses per Burst | PRI-1 (us) | PRI-2 (us) | PRI-3 (us) | |
| 466662 | 60.4 | 18 | 1 | 1883 | - | - | |
| 616742 | 95.2 | 18 | 3 | 1991 | 1243 | 1334 | |
| 142355 | 78.8 | 18 | 2 | 1016 | 1100 | - | |
| 295519 | 50.7 | 18 | 1 | 1051 | - | - | |
| 446771 | 67.6 | 18 | 2 | 1527 | 1874 | - | |
| 599225 | 75.4 | 18 | 2 | 1809 | 1486 | - | |
| 123039 | 99.9 | 18 | 3 | 1010 | 1970 | 1741 | |
| 275129 | 85 | 18 | 3 | 1330 | 1318 | 1943 | |
| 428981 | 61.1 | 18 | 1 | 1968 | - | - | |
| 580996 | 66.7 | 18 | 2 | 1644 | 1065 | - | |
| 104670 | 82.7 | 18 | 2 | 1313 | 1261 | - | |
| 257432 | 71.4 | 18 | 2 | 1027 | 1037 | - | |
| 410696 | 62.9 | 18 | 1 | 1162 | - | - | |
| 561441 | 81.3 | 18 | 2 | 1939 | 1630 | - | |
| 86077 | 63.9 | 18 | 1 | 1122 | - | - | |
| 239011 | 61.1 | 18 | 1 | 1047 | - | - | |
| 390966 | 68.9 | 18 | 2 | 1204 | 1402 | - | |
| 544078 | 53.1 | 18 | 1 | 1950 | - | - | |
| 66876 | 85.1 | 18 | 3 | 1468 | 1129 | 1959 | |

| Statistical Performance Check Result | | | | | | | |
|---|---|---|---|---|---|---|---|
| Radar Test Signal (#) | | 5 | | Trail # | | 28 | |
| Burst of Number | 20 | Burst Period(s) | 0.6 | Waveform Length(s) | 12 | Frequency | $F_H$-(0.4*Chirp width) |
| Burst Offset (us) | Pulse Width (us) | Chirp Width (MHz) | Number of Pulses per Burst | PRI-1 (us) | PRI-2 (us) | PRI-3 (us) | |
| 208292 | 75.1 | 19 | 2 | 1577 | 1919 | - | |
| 354271 | 65.3 | 19 | 1 | 1286 | - | - | |
| 495997 | 83.9 | 19 | 3 | 1955 | 1534 | 1969 | |
| 45716 | 85.5 | 19 | 3 | 1624 | 1587 | 1386 | |
| 191235 | 57.3 | 19 | 1 | 1105 | - | - | |
| 334080 | 94.4 | 19 | 3 | 1901 | 1992 | 1495 | |
| 481017 | 53.3 | 19 | 1 | 2000 | - | - | |
| 27921 | 99 | 19 | 3 | 1379 | 1789 | 1592 | |
| 172578 | 69.1 | 19 | 2 | 1922 | 1830 | - | |
| 318204 | 60.7 | 19 | 1 | 1839 | - | - | |
| 463599 | 64.3 | 19 | 1 | 1423 | - | - | |
| 10138 | 96.6 | 19 | 3 | 1680 | 1440 | 1702 | |
| 154700 | 90 | 19 | 3 | 1798 | 1009 | 1196 | |
| 298982 | 86.6 | 19 | 3 | 1413 | 1524 | 1596 | |
| 445818 | 62.1 | 19 | 1 | 1287 | - | - | |
| 589319 | 82.1 | 19 | 2 | 1159 | 1856 | - | |
| 137185 | 71.5 | 19 | 2 | 1621 | 1119 | - | |
| 281563 | 78.3 | 19 | 2 | 1888 | 1860 | - | |
| 427881 | 50.1 | 19 | 1 | 1359 | - | - | |
| 572624 | 58.3 | 19 | 1 | 1825 | - | - | |

| Statistical Performance Check Result | | | | | | | |
|---|---|---|---|---|---|---|---|
| Radar Test Signal (#) | | 5 | | Trail # | | 29 | |
| Burst of Number | 15 | Burst Period(s) | 0.8 | Waveform Length(s) | 12 | Frequency | $F_H$-(0.4*Chirp width) |
| Burst Offset (us) | Pulse Width (us) | Chirp Width (MHz) | Number of Pulses per Burst | PRI-1 (us) | PRI-2 (us) | PRI-3 (us) | |
| 159228 | 71 | 14 | 2 | 1700 | 1429 | - | |
| 352518 | 76 | 14 | 2 | 1895 | 1181 | - | |
| 544323 | 88.6 | 14 | 3 | 1364 | 1961 | 1903 | |
| 737838 | 85 | 14 | 3 | 1757 | 1281 | 1372 | |
| 135567 | 75.8 | 14 | 2 | 1099 | 1174 | - | |
| 328212 | 87.2 | 14 | 3 | 1285 | 1014 | 1984 | |
| 522698 | 51.1 | 14 | 1 | 1994 | - | - | |
| 715290 | 71.3 | 14 | 2 | 1525 | 1528 | - | |
| 111884 | 52.4 | 14 | 1 | 1210 | - | - | |
| 305327 | 64.8 | 14 | 1 | 1966 | - | - | |
| 497761 | 79.9 | 14 | 2 | 1938 | 1811 | - | |
| 691696 | 73.2 | 14 | 2 | 1661 | 1143 | - | |
| 87610 | 86.1 | 14 | 3 | 1993 | 1282 | 1665 | |
| 281813 | 60.2 | 14 | 1 | 1041 | - | - | |
| 474637 | 81.1 | 14 | 2 | 1617 | 1017 | - | |

| Statistical Performance Check Result | | | | | | | |
|---|---|---|---|---|---|---|---|
| Radar Test Signal (#) | | 5 | | Trail # | | 30 | |
| Burst of Number | 14 | Burst Period(s) | 0.8571429 | Waveform Length(s) | 12 | Frequency | $F_H$+(0.4*Chirp width) |
| Burst Offset (us) | Pulse Width (us) | Chirp Width (MHz) | Number of Pulses per Burst | PRI-1 (us) | PRI-2 (us) | PRI-3 (us) | |
| 713761 | 99.1 | 13 | 3 | 1466 | 1853 | 1864 | |
| 68606 | 76.6 | 13 | 2 | 1948 | 1018 | - | |
| 276396 | 59.6 | 13 | 1 | 1030 | - | - | |
| 482744 | 71.4 | 13 | 2 | 1513 | 1793 | - | |
| 691089 | 56.4 | 13 | 1 | 1743 | - | - | |
| 43150 | 64.2 | 13 | 1 | 1752 | - | - | |
| 250293 | 76.4 | 13 | 2 | 1251 | 1579 | - | |
| 457068 | 80.8 | 13 | 2 | 1838 | 1782 | - | |
| 665070 | 74.2 | 13 | 2 | 1093 | 1247 | - | |
| 17534 | 96.8 | 13 | 3 | 1855 | 1771 | 1135 | |
| 224742 | 70.1 | 13 | 2 | 1658 | 1283 | - | |
| 430908 | 92.7 | 13 | 3 | 1618 | 1514 | 1795 | |
| 638128 | 84.8 | 13 | 3 | 1430 | 1279 | 1509 | |
| 847663 | 50.7 | 13 | 1 | 1519 | - | - | |

***Type 6 Radar Statistical Performance***

| Trial # | Test Freq. (MHz) | Pulses / Hop | Pulse Width (us) | PRI (us) | 1=Detection 0=No Detection |
|---|---|---|---|---|---|
| 1 | 5530 | 9 | 1 | 333 | 1 |
| 2 | 5530 | 9 | 1 | 333 | 1 |
| 3 | 5530 | 9 | 1 | 333 | 1 |
| 4 | 5530 | 9 | 1 | 333 | 1 |
| 5 | 5530 | 9 | 1 | 333 | 1 |
| 6 | 5530 | 9 | 1 | 333 | 1 |
| 7 | 5530 | 9 | 1 | 333 | 1 |
| 8 | 5530 | 9 | 1 | 333 | 1 |
| 9 | 5530 | 9 | 1 | 333 | 1 |
| 10 | 5530 | 9 | 1 | 333 | 1 |
| 11 | 5530 | 9 | 1 | 333 | 1 |
| 12 | 5530 | 9 | 1 | 333 | 1 |
| 13 | 5530 | 9 | 1 | 333 | 1 |
| 14 | 5530 | 9 | 1 | 333 | 1 |
| 15 | 5530 | 9 | 1 | 333 | 1 |
| 16 | 5530 | 9 | 1 | 333 | 1 |
| 17 | 5530 | 9 | 1 | 333 | 1 |
| 18 | 5530 | 9 | 1 | 333 | 1 |
| 19 | 5530 | 9 | 1 | 333 | 1 |
| 20 | 5530 | 9 | 1 | 333 | 1 |
| 21 | 5530 | 9 | 1 | 333 | 1 |
| 22 | 5530 | 9 | 1 | 333 | 1 |
| 23 | 5530 | 9 | 1 | 333 | 1 |
| 24 | 5530 | 9 | 1 | 333 | 1 |
| 25 | 5530 | 9 | 1 | 333 | 1 |
| 26 | 5530 | 9 | 1 | 333 | 1 |
| 27 | 5530 | 9 | 1 | 333 | 1 |
| 28 | 5530 | 9 | 1 | 333 | 1 |
| 29 | 5530 | 9 | 1 | 333 | 1 |
| 30 | 5530 | 9 | 1 | 333 | 1 |
| Detection Percentage (%) | | | | | 100.000 |
| Limit | | | | | 70% |
| **Test Result** | | | | | **Complied** |

**Modulation Mode: 802.11ax (HEW160)**

***Type 1 Radar Statistical Performance***

| Trial # | Test Freq. (MHz) | Pulse Repetition Frequency Number | Pulse Repetition Frequency (Pulse Per Second) | PRI (us) | 1=Detection 0=No Detection |
|---|---|---|---|---|---|
| 1 | 5571 | 1 | 1930.5 | 518 | 1 |
| 2 | 5571 | 23 | 326.2 | 3066 | 1 |
| 3 | 5571 | 19 | 1139.0 | 878 | 1 |
| 4 | 5571 | 12 | 1355.0 | 738 | 1 |
| 5 | 5571 | 4 | 1730.1 | 578 | 1 |
| 6 | 5571 | 8 | 1519.8 | 658 | 1 |
| 7 | 5571 | 15 | 1253.1 | 798 | 1 |
| 8 | 5571 | 6 | 1618.1 | 618 | 1 |
| 9 | 5571 | 14 | 1285.3 | 778 | 1 |
| 10 | 5571 | 3 | 1792.1 | 558 | 0 |
| 11 | 5571 | 13 | 1319.3 | 758 | 1 |
| 12 | 5571 | 9 | 1474.9 | 678 | 1 |
| 13 | 5571 | 7 | 1567.4 | 638 | 1 |
| 14 | 5571 | 17 | 1193.3 | 838 | 1 |
| 15 | 5571 | 10 | 1432.7 | 698 | 1 |
| 16 | 5571 | - | 1692.0 | 591 | 1 |
| 17 | 5571 | - | 328.1 | 3048 | 0 |
| 18 | 5571 | - | 373.4 | 2678 | 1 |
| 19 | 5571 | - | 574.4 | 1741 | 1 |
| 20 | 5571 | - | 1216.5 | 822 | 1 |
| 21 | 5571 | - | 801.3 | 1248 | 1 |
| 22 | 5571 | - | 488.5 | 2047 | 1 |
| 23 | 5571 | - | 956.0 | 1046 | 1 |
| 24 | 5571 | - | 517.6 | 1932 | 1 |
| 25 | 5571 | - | 1422.5 | 703 | 1 |
| 26 | 5571 | - | 542.0 | 1845 | 1 |
| 27 | 5571 | - | 741.3 | 1349 | 1 |
| 28 | 5571 | - | 881.8 | 1134 | 0 |
| 29 | 5571 | - | 427.4 | 2340 | 1 |
| 30 | 5571 | - | 628.9 | 1590 | 1 |
| Detection Percentage (%) | | | | | 90.000 |
| Limit | | | | | 60% |
| **Test Result** | | | | | **Complied** |

***Type 2 Radar Statistical Performance***

| Trial # | Test Freq. (MHz) | Pulse Width (us) | PRI (us) | Pulses / Burst | 1=Detection 0=No Detection |
|---|---|---|---|---|---|
| 1 | 5572 | 2.6 | 221 | 23 | 1 |
| 2 | 5572 | 4.6 | 198 | 27 | 1 |
| 3 | 5572 | 1.1 | 184 | 29 | 0 |
| 4 | 5572 | 4.8 | 203 | 24 | 1 |
| 5 | 5572 | 2.4 | 162 | 25 | 1 |
| 6 | 5572 | 3.4 | 204 | 28 | 1 |
| 7 | 5572 | 2.3 | 170 | 27 | 1 |
| 8 | 5572 | 3.5 | 184 | 23 | 1 |
| 9 | 5572 | 4.9 | 150 | 27 | 1 |
| 10 | 5572 | 4.6 | 211 | 29 | 1 |
| 11 | 5572 | 2.9 | 158 | 23 | 1 |
| 12 | 5572 | 2.6 | 226 | 27 | 1 |
| 13 | 5572 | 1.6 | 204 | 26 | 1 |
| 14 | 5572 | 3.9 | 181 | 25 | 0 |
| 15 | 5572 | 4.6 | 202 | 24 | 0 |
| 16 | 5572 | 4.1 | 194 | 27 | 1 |
| 17 | 5572 | 2.3 | 193 | 28 | 1 |
| 18 | 5572 | 3.9 | 173 | 29 | 1 |
| 19 | 5572 | 4.3 | 188 | 23 | 1 |
| 20 | 5572 | 1.5 | 215 | 26 | 1 |
| 21 | 5572 | 4.9 | 227 | 27 | 1 |
| 22 | 5572 | 1.1 | 199 | 23 | 1 |
| 23 | 5572 | 4.5 | 155 | 29 | 1 |
| 24 | 5572 | 4.0 | 190 | 27 | 1 |
| 25 | 5572 | 2.4 | 151 | 23 | 1 |
| 26 | 5572 | 2.5 | 180 | 28 | 1 |
| 27 | 5572 | 2.5 | 228 | 23 | 0 |
| 28 | 5572 | 2.5 | 203 | 25 | 1 |
| 29 | 5572 | 1.5 | 188 | 25 | 0 |
| 30 | 5572 | 1.9 | 217 | 24 | 1 |
| Detection Percentage (%) | | | | | 83.333 |
| Limit | | | | | 60% |
| **Test Result** | | | | | **Complied** |

***Type 3 Radar Statistical Performance***

| Trial # | Test Freq. (MHz) | Pulse Width (us) | PRI (us) | Pulses / Burst | 1=Detection 0=No Detection |
|---|---|---|---|---|---|
| 1 | 5569 | 8.0 | 205 | 16 | 1 |
| 2 | 5569 | 6.7 | 382 | 18 | 0 |
| 3 | 5569 | 8.6 | 418 | 16 | 1 |
| 4 | 5569 | 9.4 | 351 | 17 | 1 |
| 5 | 5569 | 7.4 | 383 | 18 | 1 |
| 6 | 5569 | 9.8 | 232 | 16 | 1 |
| 7 | 5569 | 9.1 | 377 | 17 | 1 |
| 8 | 5569 | 9.6 | 457 | 16 | 0 |
| 9 | 5569 | 8.0 | 471 | 18 | 1 |
| 10 | 5569 | 9.0 | 304 | 18 | 1 |
| 11 | 5569 | 8.0 | 316 | 17 | 0 |
| 12 | 5569 | 9.8 | 325 | 16 | 1 |
| 13 | 5569 | 8.0 | 409 | 17 | 1 |
| 14 | 5569 | 9.9 | 200 | 17 | 1 |
| 15 | 5569 | 8.8 | 458 | 16 | 0 |
| 16 | 5569 | 8.0 | 232 | 18 | 1 |
| 17 | 5569 | 8.3 | 250 | 16 | 1 |
| 18 | 5569 | 8.7 | 270 | 16 | 1 |
| 19 | 5569 | 7.7 | 350 | 17 | 1 |
| 20 | 5569 | 7.1 | 230 | 16 | 1 |
| 21 | 5569 | 7.3 | 416 | 18 | 1 |
| 22 | 5569 | 7.6 | 498 | 18 | 1 |
| 23 | 5569 | 7.3 | 286 | 17 | 1 |
| 24 | 5569 | 7.3 | 287 | 16 | 1 |
| 25 | 5569 | 7.5 | 462 | 17 | 0 |
| 26 | 5569 | 6.2 | 300 | 17 | 1 |
| 27 | 5569 | 6.4 | 323 | 18 | 0 |
| 28 | 5569 | 7.1 | 420 | 16 | 0 |
| 29 | 5569 | 7.2 | 395 | 18 | 1 |
| 30 | 5569 | 8.4 | 377 | 16 | 0 |
| Detection Percentage (%) | | | | | 73.333 |
| Limit | | | | | 60% |
| **Test Result** | | | | | **Complied** |

***Type 4 Radar Statistical Performance***

| *Trial #* | *Test Freq. (MHz)* | *Pulse Width (us)* | *PRI (us)* | *Pulses / Burst* | *1=Detection 0=No Detection* |
|---|---|---|---|---|---|
| 1 | 5568 | 18.0 | 242 | 15 | 1 |
| 2 | 5568 | 19.9 | 279 | 12 | 0 |
| 3 | 5568 | 12.9 | 487 | 14 | 1 |
| 4 | 5568 | 15.0 | 452 | 13 | 1 |
| 5 | 5568 | 16.3 | 230 | 12 | 1 |
| 6 | 5568 | 19.8 | 238 | 13 | 0 |
| 7 | 5568 | 18.2 | 420 | 16 | 1 |
| 8 | 5568 | 16.3 | 452 | 15 | 1 |
| 9 | 5568 | 14.2 | 495 | 12 | 1 |
| 10 | 5568 | 17.8 | 228 | 16 | 1 |
| 11 | 5568 | 19.1 | 211 | 16 | 0 |
| 12 | 5568 | 18.4 | 283 | 15 | 0 |
| 13 | 5568 | 11.8 | 411 | 12 | 1 |
| 14 | 5568 | 14.2 | 284 | 13 | 1 |
| 15 | 5568 | 13.9 | 202 | 12 | 1 |
| 16 | 5568 | 17.8 | 340 | 14 | 1 |
| 17 | 5568 | 15.6 | 290 | 16 | 0 |
| 18 | 5568 | 14.6 | 250 | 16 | 1 |
| 19 | 5568 | 14.4 | 484 | 15 | 1 |
| 20 | 5568 | 18.9 | 387 | 13 | 1 |
| 21 | 5568 | 11.1 | 348 | 15 | 1 |
| 22 | 5568 | 13.8 | 291 | 16 | 1 |
| 23 | 5568 | 14.3 | 295 | 12 | 1 |
| 24 | 5568 | 12.5 | 300 | 12 | 1 |
| 25 | 5568 | 12.5 | 322 | 14 | 0 |
| 26 | 5568 | 12.5 | 383 | 13 | 1 |
| 27 | 5568 | 15.7 | 322 | 16 | 1 |
| 28 | 5568 | 19.8 | 469 | 13 | 0 |
| 29 | 5568 | 18.6 | 406 | 15 | 1 |
| 30 | 5568 | 15.9 | 238 | 14 | 1 |
| Detection Percentage (%) | | | | | 76.667 |
| Limit | | | | | 60% |
| **Test Result** | | | | | **Complied** |

***Total Type 1~4 Radar Statistical Performance***

| Radar Type # | Detection Percentage (%) |
|---|---|
| 1 | 90.000 |
| 2 | 83.333 |
| 3 | 73.333 |
| 4 | 76.667 |
| Aggregate (Radar Types 1-4) | 80.833 |
| Limit | 80% |
| **Test Result** | **Complied** |

***Type 5 Radar Statistical Performance***

| Center Freq. (MHz) | Low Edge (MHz) | High Edge (MHz) | VSG Freq. (MHz) | Detection |
|---|---|---|---|---|
| 5530 | 5491 | 5569 | | |
| Trial | Chirp | Offset | | |
| 1 | 11 | 0 | 5530.00 | 1 |
| 2 | 5 | 0 | 5530.00 | 1 |
| 3 | 20 | 0 | 5530.00 | 1 |
| 4 | 13 | 0 | 5530.00 | 1 |
| 5 | 11 | 0 | 5530.00 | 1 |
| 6 | 16 | 0 | 5530.00 | 1 |
| 7 | 11 | 0 | 5530.00 | 1 |
| 8 | 20 | 0 | 5530.00 | 1 |
| 9 | 9 | 0 | 5530.00 | 1 |
| 10 | 15 | 0 | 5530.00 | 1 |
| 11 | 20 | 31.00 | 5499.00 | 1 |
| 12 | 6 | 36.60 | 5493.40 | 1 |
| 13 | 13 | 33.80 | 5496.20 | 1 |
| 14 | 10 | 35.00 | 5495.00 | 1 |
| 15 | 16 | 32.60 | 5497.40 | 0 |
| 16 | 11 | 34.60 | 5495.40 | 1 |
| 17 | 7 | 36.20 | 5493.80 | 1 |
| 18 | 15 | 33.00 | 5497.00 | 1 |
| 19 | 7 | 36.20 | 5493.80 | 1 |
| 20 | 20 | 31.00 | 5499.00 | 1 |
| 21 | 6 | 116.60 | 5646.60 | 1 |
| 22 | 11 | 114.60 | 5644.60 | 1 |
| 23 | 16 | 112.60 | 5642.60 | 1 |
| 24 | 6 | 116.60 | 5646.60 | 1 |
| 25 | 9 | 115.40 | 5645.40 | 1 |
| 26 | 10 | 115.00 | 5645.00 | 1 |
| 27 | 18 | 111.80 | 5641.80 | 0 |
| 28 | 19 | 111.40 | 5641.40 | 1 |
| 29 | 14 | 113.40 | 5643.40 | 1 |
| 30 | 13 | 113.80 | 5643.80 | 1 |
| Total | | | | 28 |
| Detection Percentage (%) | | | | 93% |
| Limit | | | | 80% |
| **Test Result** | | | | **Complied** |

**Data Sheet for Radar Type 5**

| Statistical Performance Check Result | | | | | | | |
|---|---|---|---|---|---|---|---|
| **Radar Test Signal (#)** | | 5 | | **Trail #** | | 1 | |
| **Burst of Number** | 13 | **Burst Period(s)** | 0.9230769 | **Waveform Length(s)** | 12 | **Frequency** | Center |
| **Burst Offset (us)** | **Pulse Width (us)** | **Chirp Width (MHz)** | **Number of Pulses per Burst** | **PRI-1 (us)** | **PRI-2 (us)** | **PRI-3 (us)** | |
| 591291 | 70 | 11 | 2 | 1208 | 1481 | - | |
| 815216 | 51.8 | 11 | 1 | 1896 | - | - | |
| 117197 | 97.9 | 11 | 3 | 1255 | 1463 | 1169 | |
| 340497 | 75.4 | 11 | 2 | 1776 | 1116 | - | |
| 563700 | 70.6 | 11 | 2 | 1361 | 1483 | - | |
| 786312 | 85.5 | 11 | 3 | 1168 | 1155 | 1192 | |
| 89901 | 70.6 | 11 | 2 | 1078 | 1126 | - | |
| 312423 | 97.5 | 11 | 3 | 1237 | 1833 | 1540 | |
| 536877 | 64.5 | 11 | 1 | 1698 | - | - | |
| 759212 | 81.4 | 11 | 2 | 1575 | 1490 | - | |
| 62185 | 99.2 | 11 | 3 | 1350 | 1982 | 1902 | |
| 285880 | 54.7 | 11 | 1 | 1722 | - | - | |
| 508479 | 75.7 | 11 | 2 | 1594 | 1682 | - | |

| Statistical Performance Check Result | | | | | | | |
|---|---|---|---|---|---|---|---|
| **Radar Test Signal (#)** | | 5 | | **Trail #** | | 2 | |
| **Burst of Number** | 8 | **Burst Period(s)** | 1.5 | **Waveform Length(s)** | 12 | **Frequency** | Center |
| **Burst Offset (us)** | **Pulse Width (us)** | **Chirp Width (MHz)** | **Number of Pulses per Burst** | **PRI-1 (us)** | **PRI-2 (us)** | **PRI-3 (us)** | |
| 1190042 | 68.2 | 5 | 2 | 1790 | 1952 | - | |
| 56652 | 84.7 | 5 | 3 | 1714 | 1515 | 1061 | |
| 419783 | 69.6 | 5 | 2 | 1458 | 1500 | - | |
| 783608 | 56.5 | 5 | 1 | 1533 | - | - | |
| 1144211 | 84.2 | 5 | 3 | 1322 | 1988 | 1910 | |
| 11992 | 56.5 | 5 | 1 | 1411 | - | - | |
| 374471 | 97.5 | 5 | 3 | 1353 | 1981 | 1974 | |
| 738925 | 54.4 | 5 | 1 | 1365 | - | - | |

| Statistical Performance Check Result | | | | | | | |
|---|---|---|---|---|---|---|---|
| Radar Test Signal (#) | | 5 | | Trail # | | 3 | |
| Burst of Number | 20 | Burst Period(s) | 0.6 | Waveform Length(s) | 12 | Frequency | Center |
| Burst Offset (us) | Pulse Width (us) | Chirp Width (MHz) | Number of Pulses per Burst | PRI-1 (us) | PRI-2 (us) | PRI-3 (us) | |
| 439705 | 70 | 20 | 2 | 1001 | 1246 | - | |
| 583092 | 84.7 | 20 | 3 | 1198 | 1120 | 1552 | |
| 132117 | 55.3 | 20 | 1 | 1264 | - | - | |
| 277048 | 64.5 | 20 | 1 | 1871 | - | - | |
| 421122 | 68.6 | 20 | 2 | 1381 | 1894 | - | |
| 564997 | 93.7 | 20 | 3 | 1306 | 1111 | 1754 | |
| 113465 | 96.8 | 20 | 3 | 1996 | 1535 | 1742 | |
| 258948 | 78.3 | 20 | 2 | 1239 | 1166 | - | |
| 403936 | 76.7 | 20 | 2 | 1221 | 1107 | - | |
| 545928 | 86.2 | 20 | 3 | 1947 | 1800 | 1806 | |
| 96115 | 72.3 | 20 | 2 | 1504 | 1176 | - | |
| 241508 | 64.6 | 20 | 1 | 1382 | - | - | |
| 384855 | 95.4 | 20 | 3 | 1598 | 1117 | 1511 | |
| 528969 | 85.4 | 20 | 3 | 1631 | 1870 | 1152 | |
| 78179 | 73.2 | 20 | 2 | 1729 | 1649 | - | |
| 223000 | 77.7 | 20 | 2 | 1815 | 1238 | - | |
| 368464 | 65.7 | 20 | 1 | 1941 | - | - | |
| 510325 | 90.2 | 20 | 3 | 1899 | 1935 | 1819 | |
| 60248 | 98.9 | 20 | 3 | 1194 | 1675 | 1570 | |
| 205316 | 79.6 | 20 | 2 | 1245 | 1375 | - | |

| Statistical Performance Check Result | | | | | | | |
|---|---|---|---|---|---|---|---|
| Radar Test Signal (#) | | 5 | | Trail # | | 4 | |
| Burst of Number | 14 | Burst Period(s) | 0.8571429 | Waveform Length(s) | 12 | Frequency | Center |
| Burst Offset (us) | Pulse Width (us) | Chirp Width (MHz) | Number of Pulses per Burst | PRI-1 (us) | PRI-2 (us) | PRI-3 (us) | |
| 501575 | 51 | 13 | 1 | 1542 | - | - | |
| 707132 | 98.7 | 13 | 3 | 1613 | 1219 | 1066 | |
| 60818 | 91.5 | 13 | 3 | 1072 | 1397 | 1549 | |
| 267493 | 87 | 13 | 3 | 1253 | 1748 | 1762 | |
| 475767 | 66.3 | 13 | 1 | 1987 | - | - | |
| 680475 | 86.6 | 13 | 3 | 1785 | 1777 | 1797 | |
| 35313 | 95.2 | 13 | 3 | 1482 | 1137 | 1844 | |
| 242662 | 73.5 | 13 | 2 | 1059 | 1475 | - | |
| 449288 | 98 | 13 | 3 | 1180 | 1480 | 1096 | |
| 657034 | 74.6 | 13 | 2 | 1324 | 1427 | - | |
| 9842 | 92.4 | 13 | 3 | 1133 | 1753 | 1378 | |
| 217141 | 82 | 13 | 2 | 1236 | 1259 | - | |
| 422905 | 87.8 | 13 | 3 | 1803 | 1842 | 1900 | |
| 631115 | 72.9 | 13 | 2 | 1559 | 1726 | - | |

| Statistical Performance Check Result | | | | | | | |
|---|---|---|---|---|---|---|---|
| Radar Test Signal (#) | | 5 | | Trail # | | 5 | |
| Burst of Number | 13 | Burst Period(s) | 0.9230769 | Waveform Length(s) | 12 | Frequency | Center |
| Burst Offset (us) | Pulse Width (us) | Chirp Width (MHz) | Number of Pulses per Burst | PRI-1 (us) | PRI-2 (us) | PRI-3 (us) | |
| 902081 | 100 | 11 | 3 | 1258 | 1396 | 1493 | |
| 206352 | 67.1 | 11 | 2 | 1492 | 1179 | - | |
| 429145 | 92.5 | 11 | 3 | 1410 | 1150 | 1042 | |
| 653709 | 60.9 | 11 | 1 | 1399 | - | - | |
| 877441 | 52 | 11 | 1 | 1193 | - | - | |
| 178469 | 91.8 | 11 | 3 | 1686 | 1403 | 1569 | |
| 402251 | 73.8 | 11 | 2 | 1067 | 1218 | - | |
| 625039 | 69.2 | 11 | 2 | 1841 | 1229 | - | |
| 847087 | 87.9 | 11 | 3 | 1073 | 1416 | 1755 | |
| 151064 | 95.2 | 11 | 3 | 1197 | 1512 | 1756 | |
| 374324 | 76.8 | 11 | 2 | 1437 | 1879 | - | |
| 596338 | 90.1 | 11 | 3 | 1352 | 1925 | 1666 | |
| 820999 | 80.4 | 11 | 2 | 1586 | 1132 | - | |

| Statistical Performance Check Result | | | | | | | |
|---|---|---|---|---|---|---|---|
| Radar Test Signal (#) | | 5 | | Trail # | | 6 | |
| Burst of Number | 17 | Burst Period(s) | 0.7058824 | Waveform Length(s) | 12 | Frequency | Center |
| Burst Offset (us) | Pulse Width (us) | Chirp Width (MHz) | Number of Pulses per Burst | PRI-1 (us) | PRI-2 (us) | PRI-3 (us) | |
| 94587 | 82.8 | 16 | 2 | 1332 | 1689 | - | |
| 265527 | 61.5 | 16 | 1 | 1764 | - | - | |
| 435227 | 91.9 | 16 | 3 | 1301 | 1024 | 1167 | |
| 605381 | 90.8 | 16 | 3 | 1277 | 1091 | 1354 | |
| 73476 | 94 | 16 | 3 | 1185 | 1805 | 1109 | |
| 244588 | 57.6 | 16 | 1 | 1487 | - | - | |
| 414781 | 67.8 | 16 | 2 | 1026 | 1554 | - | |
| 586578 | 53.4 | 16 | 1 | 1110 | - | - | |
| 52576 | 71.4 | 16 | 2 | 1583 | 1653 | - | |
| 222476 | 93.3 | 16 | 3 | 1791 | 1766 | 1296 | |
| 393218 | 68.4 | 16 | 2 | 1678 | 1890 | - | |
| 562777 | 98.2 | 16 | 3 | 1510 | 1605 | 1418 | |
| 31603 | 82 | 16 | 2 | 1300 | 1523 | - | |
| 201756 | 98.6 | 16 | 3 | 1020 | 1070 | 1990 | |
| 372162 | 73.3 | 16 | 2 | 1999 | 1709 | - | |
| 542921 | 80.3 | 16 | 2 | 1205 | 1908 | - | |
| 10620 | 52 | 16 | 1 | 1445 | - | - | |

| Statistical Performance Check Result | | | | | | | |
|---|---|---|---|---|---|---|---|
| Radar Test Signal (#) | | 5 | | Trail # | | 7 | |
| Burst of Number | 13 | Burst Period(s) | 0.9230769 | Waveform Length(s) | 12 | Frequency | Center |
| Burst Offset (us) | Pulse Width (us) | Chirp Width (MHz) | Number of Pulses per Burst | PRI-1 (us) | PRI-2 (us) | PRI-3 (us) | |
| 236763 | 93.9 | 11 | 3 | 1325 | 1401 | 1265 | |
| 458923 | 90.3 | 11 | 3 | 1962 | 1647 | 1876 | |
| 683506 | 76.8 | 11 | 2 | 1499 | 1242 | - | |
| 906848 | 72.4 | 11 | 2 | 1595 | 1013 | - | |
| 209338 | 85.5 | 11 | 3 | 1048 | 1368 | 1438 | |
| 433316 | 56 | 11 | 1 | 1646 | - | - | |
| 654365 | 85.2 | 11 | 3 | 1784 | 1878 | 1389 | |
| 880256 | 54.8 | 11 | 1 | 1659 | - | - | |
| 181618 | 88.1 | 11 | 3 | 1927 | 1928 | 1307 | |
| 405781 | 57.1 | 11 | 1 | 1664 | - | - | |
| 629680 | 55.8 | 11 | 1 | 1039 | - | - | |
| 852332 | 81.8 | 11 | 2 | 1050 | 1038 | - | |
| 154801 | 60.7 | 11 | 1 | 1557 | - | - | |

| Statistical Performance Check Result | | | | | | | |
|---|---|---|---|---|---|---|---|
| Radar Test Signal (#) | | 5 | | Trail # | | 8 | |
| Burst of Number | 20 | Burst Period(s) | 0.6 | Waveform Length(s) | 12 | Frequency | Center |
| Burst Offset (us) | Pulse Width (us) | Chirp Width (MHz) | Number of Pulses per Burst | PRI-1 (us) | PRI-2 (us) | PRI-3 (us) | |
| 244340 | 96.4 | 20 | 3 | 1226 | 1572 | 2000 | |
| 390950 | 60.1 | 20 | 1 | 1346 | - | - | |
| 534907 | 76.3 | 20 | 2 | 1441 | 1284 | - | |
| 82690 | 56.2 | 20 | 1 | 1273 | - | - | |
| 227993 | 62.4 | 20 | 1 | 1031 | - | - | |
| 372695 | 62 | 20 | 1 | 1940 | - | - | |
| 517788 | 56 | 20 | 1 | 1889 | - | - | |
| 64471 | 83.9 | 20 | 3 | 1106 | 1311 | 1930 | |
| 209097 | 98.4 | 20 | 3 | 1260 | 1022 | 1606 | |
| 354143 | 74.3 | 20 | 2 | 1178 | 1917 | - | |
| 499561 | 70 | 20 | 2 | 1069 | 1249 | - | |
| 46749 | 69.5 | 20 | 2 | 1773 | 1652 | - | |
| 191589 | 78.6 | 20 | 2 | 1347 | 1603 | - | |
| 336486 | 73.9 | 20 | 2 | 1177 | 1608 | - | |
| 481767 | 74.1 | 20 | 2 | 1153 | 1089 | - | |
| 28998 | 62.7 | 20 | 1 | 1944 | - | - | |
| 173769 | 70.1 | 20 | 2 | 1224 | 1672 | - | |
| 317895 | 93.3 | 20 | 3 | 1217 | 1015 | 1957 | |
| 464152 | 50.5 | 20 | 1 | 1929 | - | - | |
| 11067 | 89 | 20 | 3 | 1945 | 1615 | 1847 | |

| Statistical Performance Check Result | | | | | | | |
|---|---|---|---|---|---|---|---|
| Radar Test Signal (#) | | 5 | | Trail # | | 9 | |
| Burst of Number | 11 | Burst Period(s) | 1.0909091 | Waveform Length(s) | 12 | Frequency | Center |
| Burst Offset (us) | Pulse Width (us) | Chirp Width (MHz) | Number of Pulses per Burst | PRI-1 (us) | PRI-2 (us) | PRI-3 (us) | |
| 283763 | 85.8 | 9 | 3 | 1451 | 1023 | 1821 | |
| 548478 | 51.3 | 9 | 1 | 1960 | - | - | |
| 809743 | 86.6 | 9 | 3 | 1998 | 1989 | 1778 | |
| 1077369 | 63.2 | 9 | 1 | 1270 | - | - | |
| 251895 | 57.9 | 9 | 1 | 1730 | - | - | |
| 514624 | 97.4 | 9 | 3 | 1488 | 1953 | 1309 | |
| 780737 | 55.4 | 9 | 1 | 1002 | - | - | |
| 1044449 | 56.6 | 9 | 1 | 1654 | - | - | |
| 218719 | 86 | 9 | 3 | 1683 | 1425 | 1787 | |
| 483655 | 55.9 | 9 | 1 | 1417 | - | - | |
| 747738 | 50.5 | 9 | 1 | 1641 | - | - | |

| Statistical Performance Check Result | | | | | | | |
|---|---|---|---|---|---|---|---|
| Radar Test Signal (#) | | 5 | | Trail # | | 10 | |
| Burst of Number | 9 | Burst Period(s) | 0.75 | Waveform Length(s) | 12 | Frequency | Center |
| Burst Offset (us) | Pulse Width (us) | Chirp Width (MHz) | Number of Pulses per Burst | PRI-1 (us) | PRI-2 (us) | PRI-3 (us) | |
| 695151 | 61.9 | 15 | 1 | 1713 | - | - | |
| 128132 | 71.6 | 15 | 2 | 1320 | 1648 | - | |
| 309769 | 60.6 | 15 | 1 | 1862 | - | - | |
| 489296 | 97 | 15 | 3 | 1244 | 1669 | 1873 | |
| 672580 | 58.2 | 15 | 1 | 1954 | - | - | |
| 105804 | 71.9 | 15 | 2 | 1694 | 1351 | - | |
| 286805 | 75.7 | 15 | 2 | 1869 | 1591 | - | |
| 467329 | 86.1 | 15 | 3 | 1161 | 1266 | 1887 | |
| 650589 | 61.2 | 15 | 1 | 1544 | - | - | |
| 83455 | 74.3 | 15 | 2 | 1934 | 1415 | - | |
| 264701 | 68.2 | 15 | 2 | 1422 | 1478 | - | |
| 444952 | 95.5 | 15 | 3 | 1657 | 1214 | 1610 | |
| 628454 | 65.9 | 15 | 1 | 1276 | - | - | |
| 61315 | 56.8 | 15 | 1 | 1335 | - | - | |
| 242712 | 52.9 | 15 | 1 | 1881 | - | - | |
| 424295 | 56.8 | 15 | 1 | 1634 | - | - | |

| Statistical Performance Check Result | | | | | | | |
|---|---|---|---|---|---|---|---|
| Radar Test Signal (#) | | 5 | | Trail # | | 11 | |
| Burst of Number | 20 | Burst Period(s) | 0.6 | Waveform Length(s) | 12 | Frequency | $F_L$+(0.4*Chirp width) |
| Burst Offset (us) | Pulse Width (us) | Chirp Width (MHz) | Number of Pulses per Burst | PRI-1 (us) | PRI-2 (us) | PRI-3 (us) | |
| 483494 | 82.2 | 20 | 2 | 1691 | 1029 | - | |
| 31130 | 61.1 | 20 | 1 | 1623 | - | - | |
| 175309 | 92.1 | 20 | 3 | 1303 | 1697 | 1836 | |
| 320742 | 68 | 20 | 2 | 1362 | 1450 | - | |
| 466659 | 63.9 | 20 | 1 | 1426 | - | - | |
| 13250 | 55.3 | 20 | 1 | 1823 | - | - | |
| 157701 | 92.9 | 20 | 3 | 1232 | 1191 | 1763 | |
| 302865 | 75 | 20 | 2 | 1571 | 1312 | - | |
| 446764 | 95 | 20 | 3 | 1254 | 1650 | 1207 | |
| 591996 | 73.6 | 20 | 2 | 1550 | 1846 | - | |
| 140621 | 63 | 20 | 1 | 1121 | - | - | |
| 283899 | 98.4 | 20 | 3 | 1343 | 1977 | 1926 | |
| 430680 | 65.1 | 20 | 1 | 1725 | - | - | |
| 575746 | 56.5 | 20 | 1 | 1761 | - | - | |
| 122072 | 99.4 | 20 | 3 | 1241 | 1118 | 1973 | |
| 266724 | 98 | 20 | 3 | 1588 | 1304 | 1028 | |
| 410761 | 92.5 | 20 | 3 | 1484 | 1733 | 1473 | |
| 556827 | 73.8 | 20 | 2 | 1574 | 1310 | - | |
| 104794 | 58 | 20 | 1 | 1380 | - | - | |
| 248823 | 97.9 | 20 | 3 | 1443 | 1326 | 1376 | |

| Statistical Performance Check Result | | | | | | | |
|---|---|---|---|---|---|---|---|
| Radar Test Signal (#) | | 5 | | Trail # | | 12 | |
| Burst of Number | 9 | Burst Period(s) | 1.3333333 | Waveform Length(s) | 12 | Frequency | $F_L$+(0.4*Chirp width) |
| Burst Offset (us) | Pulse Width (us) | Chirp Width (MHz) | Number of Pulses per Burst | PRI-1 (us) | PRI-2 (us) | PRI-3 (us) | |
| 878323 | 68 | 6 | 2 | 1562 | 1223 | - | |
| 1201036 | 77 | 6 | 2 | 1576 | 1195 | - | |
| 193430 | 65.9 | 6 | 1 | 1019 | - | - | |
| 515373 | 90.9 | 6 | 3 | 1728 | 1142 | 1206 | |
| 837168 | 94.4 | 6 | 3 | 1333 | 1997 | 1685 | |
| 1162414 | 57.1 | 6 | 1 | 1479 | - | - | |
| 153280 | 89.3 | 6 | 3 | 1447 | 1536 | 1062 | |
| 476708 | 64.6 | 6 | 1 | 1156 | - | - | |
| 798519 | 67.6 | 6 | 2 | 1975 | 1319 | - | |

| Statistical Performance Check Result | | | | | | | |
|---|---|---|---|---|---|---|---|
| Radar Test Signal (#) | | 5 | | Trail # | | 13 | |
| Burst of Number | 14 | Burst Period(s) | 0.8571429 | Waveform Length(s) | 12 | Frequency | $F_L$+(0.4*Chirp width) |
| Burst Offset (us) | Pulse Width (us) | Chirp Width (MHz) | Number of Pulses per Burst | PRI-1 (us) | PRI-2 (us) | PRI-3 (us) | |
| 721573 | 55.9 | 13 | 1 | 1087 | - | - | |
| 72983 | 70.6 | 13 | 2 | 1516 | 1373 | - | |
| 280517 | 56.4 | 13 | 1 | 1822 | - | - | |
| 488047 | 54.9 | 13 | 1 | 1667 | - | - | |
| 692783 | 90.5 | 13 | 3 | 1636 | 1670 | 1736 | |
| 47463 | 73.3 | 13 | 2 | 1462 | 1435 | - | |
| 253983 | 95.6 | 13 | 3 | 1681 | 1897 | 1538 | |
| 460713 | 94 | 13 | 3 | 1555 | 1620 | 1780 | |
| 667923 | 87.9 | 13 | 3 | 1140 | 1812 | 1329 | |
| 21923 | 86.7 | 13 | 3 | 1095 | 1456 | 1097 | |
| 229477 | 56.6 | 13 | 1 | 1581 | - | - | |
| 436459 | 78.8 | 13 | 2 | 1308 | 1289 | - | |
| 642305 | 85.7 | 13 | 3 | 1299 | 1852 | 1315 | |
| 852309 | 51.9 | 13 | 1 | 1250 | - | - | |

| Statistical Performance Check Result | | | | | | | |
|---|---|---|---|---|---|---|---|
| Radar Test Signal (#) | | 5 | | Trail # | | 14 | |
| Burst of Number | 12 | Burst Period(s) | 1 | Waveform Length(s) | 12 | Frequency | $F_L$+(0.4*Chirp width) |
| Burst Offset (us) | Pulse Width (us) | Chirp Width (MHz) | Number of Pulses per Burst | PRI-1 (us) | PRI-2 (us) | PRI-3 (us) | |
| 237287 | 84.6 | 10 | 3 | 1314 | 1508 | 1611 | |
| 480167 | 58.8 | 10 | 1 | 1472 | - | - | |
| 721239 | 77.4 | 10 | 2 | 1092 | 1904 | - | |
| 963224 | 71 | 10 | 2 | 1139 | 1671 | - | |
| 208121 | 54.6 | 10 | 1 | 1673 | - | - | |
| 449554 | 74.9 | 10 | 2 | 1469 | 1738 | - | |
| 691801 | 70.3 | 10 | 2 | 1233 | 1263 | - | |
| 934484 | 52.9 | 10 | 1 | 1687 | - | - | |
| 177771 | 92.1 | 10 | 3 | 1433 | 1826 | 1355 | |
| 419126 | 98.9 | 10 | 3 | 1915 | 1407 | 1428 | |
| 662911 | 55.1 | 10 | 1 | 1125 | - | - | |
| 902272 | 88.9 | 10 | 3 | 1635 | 1045 | 1643 | |

| Statistical Performance Check Result | | | | | | | |
|---|---|---|---|---|---|---|---|
| Radar Test Signal (#) | | 5 | | Trail # | | 15 | |
| Burst of Number | 17 | Burst Period(s) | 0.7058824 | Waveform Length(s) | 12 | Frequency | $F_L$+(0.4*Chirp width) |
| Burst Offset (us) | Pulse Width (us) | Chirp Width (MHz) | Number of Pulses per Burst | PRI-1 (us) | PRI-2 (us) | PRI-3 (us) | |
| 104782 | 55.1 | 16 | 1 | 1331 | - | - | |
| 274485 | 95.2 | 16 | 3 | 1288 | 1262 | 1779 | |
| 446644 | 51.1 | 16 | 1 | 1157 | - | - | |
| 615134 | 73.6 | 16 | 2 | 1965 | 1963 | - | |
| 83697 | 56.7 | 16 | 1 | 1637 | - | - | |
| 254526 | 66 | 16 | 1 | 1563 | - | - | |
| 424104 | 78.2 | 16 | 2 | 1872 | 1746 | - | |
| 596368 | 57.3 | 16 | 1 | 1323 | - | - | |
| 62396 | 89.1 | 16 | 3 | 1882 | 1328 | 1370 | |
| 233528 | 53 | 16 | 1 | 1432 | - | - | |
| 404155 | 56.6 | 16 | 1 | 1824 | - | - | |
| 572746 | 93.4 | 16 | 3 | 1699 | 1269 | 1507 | |
| 41534 | 74.7 | 16 | 2 | 1498 | 1593 | - | |
| 211866 | 83.3 | 16 | 2 | 1585 | 1892 | - | |
| 383319 | 53.8 | 16 | 1 | 1460 | - | - | |
| 553954 | 53.9 | 16 | 1 | 1727 | - | - | |
| 20589 | 54.5 | 16 | 1 | 1356 | - | - | |

| Statistical Performance Check Result | | | | | | | |
|---|---|---|---|---|---|---|---|
| Radar Test Signal (#) | | 5 | | Trail # | | 16 | |
| Burst of Number | 13 | Burst Period(s) | 0.9230769 | Waveform Length(s) | 12 | Frequency | $F_L$+(0.4*Chirp width) |
| Burst Offset (us) | Pulse Width (us) | Chirp Width (MHz) | Number of Pulses per Burst | PRI-1 (us) | PRI-2 (us) | PRI-3 (us) | |
| 249549 | 87.2 | 11 | 3 | 1529 | 1868 | 1392 | |
| 473814 | 51.3 | 11 | 1 | 1772 | - | - | |
| 696747 | 69.1 | 11 | 2 | 1145 | 1305 | - | |
| 919852 | 82.3 | 11 | 2 | 1614 | 1012 | - | |
| 222458 | 75 | 11 | 2 | 1477 | 1898 | - | |
| 445510 | 81.4 | 11 | 2 | 1625 | 1760 | - | |
| 669234 | 82 | 11 | 2 | 1290 | 1173 | - | |
| 891674 | 66.9 | 11 | 2 | 1526 | 1801 | - | |
| 194770 | 86.2 | 11 | 3 | 1172 | 1980 | 1227 | |
| 417571 | 84.6 | 11 | 3 | 1932 | 1394 | 1079 | |
| 640275 | 89.8 | 11 | 3 | 1601 | 1071 | 1880 | |
| 862582 | 97.4 | 11 | 3 | 1985 | 1745 | 1316 | |
| 167886 | 52.9 | 11 | 1 | 1294 | - | - | |

| Statistical Performance Check Result | | | | | | | |
|---|---|---|---|---|---|---|---|
| Radar Test Signal (#) | | 5 | | Trail # | | 17 | |
| Burst of Number | 9 | Burst Period(s) | 1.3333333 | Waveform Length(s) | 12 | Frequency | $F_L$+(0.4*Chirp width) |
| Burst Offset (us) | Pulse Width (us) | Chirp Width (MHz) | Number of Pulses per Burst | PRI-1 (us) | PRI-2 (us) | PRI-3 (us) | |
| 564844 | 78.5 | 7 | 2 | 1406 | 1829 | - | |
| 888379 | 57.6 | 7 | 1 | 1820 | - | - | |
| 1208797 | 99.8 | 7 | 3 | 1248 | 1692 | 1645 | |
| 202812 | 51.5 | 7 | 1 | 1298 | - | - | |
| 525477 | 68.1 | 7 | 2 | 1088 | 1213 | - | |
| 848768 | 50.3 | 7 | 1 | 1558 | - | - | |
| 1169382 | 92.8 | 7 | 3 | 1580 | 1573 | 1114 | |
| 162951 | 64.2 | 7 | 1 | 1854 | - | - | |
| 485678 | 79.9 | 7 | 2 | 1011 | 1387 | - | |

| Statistical Performance Check Result | | | | | | | |
|---|---|---|---|---|---|---|---|
| Radar Test Signal (#) | | 5 | | Trail # | | 18 | |
| Burst of Number | 16 | Burst Period(s) | 0.75 | Waveform Length(s) | 12 | Frequency | $F_L$+(0.4*Chirp width) |
| Burst Offset (us) | Pulse Width (us) | Chirp Width (MHz) | Number of Pulses per Burst | PRI-1 (us) | PRI-2 (us) | PRI-3 (us) | |
| 452762 | 90.6 | 15 | 3 | 1885 | 1390 | 1371 | |
| 636546 | 50.5 | 15 | 1 | 1103 | - | - | |
| 69136 | 78.3 | 15 | 2 | 1485 | 1175 | - | |
| 250688 | 62.9 | 15 | 1 | 1768 | - | - | |
| 431876 | 81.6 | 15 | 2 | 1211 | 1044 | - | |
| 613696 | 52.2 | 15 | 1 | 1684 | - | - | |
| 46710 | 84 | 15 | 3 | 1704 | 1338 | 1209 | |
| 227355 | 96.3 | 15 | 3 | 1920 | 1674 | 1384 | |
| 409287 | 71.3 | 15 | 2 | 1292 | 1421 | - | |
| 590397 | 71.1 | 15 | 2 | 1818 | 1060 | - | |
| 24536 | 66.3 | 15 | 1 | 1055 | - | - | |
| 205244 | 98.5 | 15 | 3 | 1712 | 1448 | 1291 | |
| 387827 | 54.9 | 15 | 1 | 1043 | - | - | |
| 566988 | 97.5 | 15 | 3 | 1749 | 1158 | 1404 | |
| 2150 | 86.1 | 15 | 3 | 1607 | 1867 | 1436 | |
| 183641 | 56.5 | 15 | 1 | 1721 | - | - | |

| Statistical Performance Check Result | | | | | | | |
|---|---|---|---|---|---|---|---|
| Radar Test Signal (#) | | 5 | | Trail # | | 19 | |
| Burst of Number | 9 | Burst Period(s) | 1.3333333 | Waveform Length(s) | 12 | Frequency | $F_L$+(0.4*Chirp width) |
| Burst Offset (us) | Pulse Width (us) | Chirp Width (MHz) | Number of Pulses per Burst | PRI-1 (us) | PRI-2 (us) | PRI-3 (us) | |
| 649004 | 80.2 | 7 | 2 | 1476 | 1792 | - | |
| 972632 | 63.8 | 7 | 1 | 1837 | - | - | |
| 1294265 | 69.1 | 7 | 2 | 1455 | 1715 | - | |
| 287125 | 56.7 | 7 | 1 | 1234 | - | - | |
| 609502 | 70.5 | 7 | 2 | 1127 | 1633 | - | |
| 931751 | 81.5 | 7 | 2 | 1629 | 1783 | - | |
| 1253215 | 88.5 | 7 | 3 | 1147 | 1810 | 1604 | |
| 247305 | 60 | 7 | 1 | 1363 | - | - | |
| 568977 | 86.1 | 7 | 3 | 1212 | 1662 | 1696 | |

| Statistical Performance Check Result | | | | | | | |
|---|---|---|---|---|---|---|---|
| Radar Test Signal (#) | | 5 | | Trail # | | 20 | |
| Burst of Number | 20 | Burst Period(s) | 0.6 | Waveform Length(s) | 12 | Frequency | $F_L$+(0.4*Chirp width) |
| Burst Offset (us) | Pulse Width (us) | Chirp Width (MHz) | Number of Pulses per Burst | PRI-1 (us) | PRI-2 (us) | PRI-3 (us) | |
| 400523 | 74.5 | 20 | 2 | 1775 | 1082 | - | |
| 544232 | 99.1 | 20 | 3 | 1564 | 1074 | 1442 | |
| 92772 | 93.7 | 20 | 3 | 1995 | 1235 | 1293 | |
| 238062 | 73.1 | 20 | 2 | 1006 | 1337 | - | |
| 383830 | 65.2 | 20 | 1 | 1068 | - | - | |
| 529131 | 53.4 | 20 | 1 | 1021 | - | - | |
| 75357 | 61.2 | 20 | 1 | 1553 | - | - | |
| 219129 | 90.3 | 20 | 3 | 1807 | 1912 | 1551 | |
| 365634 | 57.2 | 20 | 1 | 1565 | - | - | |
| 510479 | 60.8 | 20 | 1 | 1909 | - | - | |
| 57360 | 68.5 | 20 | 2 | 1626 | 1163 | - | |
| 202693 | 54 | 20 | 1 | 1340 | - | - | |
| 347847 | 62.1 | 20 | 1 | 1408 | - | - | |
| 490344 | 99.8 | 20 | 3 | 1556 | 1877 | 1230 | |
| 39483 | 79.7 | 20 | 2 | 1701 | 1622 | - | |
| 184461 | 82.9 | 20 | 2 | 1302 | 1164 | - | |
| 328025 | 89.9 | 20 | 3 | 1520 | 1638 | 1769 | |
| 475199 | 63.2 | 20 | 1 | 1336 | - | - | |
| 21678 | 68.6 | 20 | 2 | 1502 | 1256 | - | |
| 166512 | 81 | 20 | 2 | 1398 | 1420 | - | |

| Statistical Performance Check Result | | | | | | | |
|---|---|---|---|---|---|---|---|
| Radar Test Signal (#) | | 5 | | Trail # | | 21 | |
| Burst of Number | 9 | Burst Period(s) | 1.3333333 | Waveform Length(s) | 12 | Frequency | $F_H$-(0.4*Chirp width) |
| Burst Offset (us) | Pulse Width (us) | Chirp Width (MHz) | Number of Pulses per Burst | PRI-1 (us) | | PRI-2 (us) | PRI-3 (us) |
| 694608 | 54.5 | 6 | 1 | 1034 | | - | - |
| 1016456 | 73.6 | 6 | 2 | 1590 | | 1115 | - |
| 8551 | 60.1 | 6 | 1 | 1933 | | - | - |
| 331564 | 63.7 | 6 | 1 | 1505 | | - | - |
| 653496 | 95.1 | 6 | 3 | 1405 | | 1075 | 1220 |
| 975332 | 88 | 6 | 3 | 1628 | | 1744 | 1202 |
| 1297079 | 86.6 | 6 | 3 | 1271 | | 1914 | 1921 |
| 291425 | 73.6 | 6 | 2 | 1188 | | 1924 | - |
| 614597 | 57.5 | 6 | 1 | 1916 | | - | - |

| Statistical Performance Check Result | | | | | | | |
|---|---|---|---|---|---|---|---|
| Radar Test Signal (#) | | 5 | | Trail # | | 22 | |
| Burst of Number | 13 | Burst Period(s) | 0.9230769 | Waveform Length(s) | 12 | Frequency | $F_H$-(0.4*Chirp width) |
| Burst Offset (us) | Pulse Width (us) | Chirp Width (MHz) | Number of Pulses per Burst | PRI-1 (us) | | PRI-2 (us) | PRI-3 (us) |
| 648947 | 59.4 | 11 | 1 | 1464 | | - | - |
| 872834 | 59.1 | 11 | 1 | 1077 | | - | - |
| 174442 | 62 | 11 | 1 | 1104 | | - | - |
| 397033 | 68.2 | 11 | 2 | 1747 | | 1711 | - |
| 619847 | 76.8 | 11 | 2 | 1972 | | 1816 | - |
| 844713 | 57 | 11 | 1 | 1706 | | - | - |
| 146857 | 53.2 | 11 | 1 | 1367 | | - | - |
| 369203 | 90.4 | 11 | 3 | 1731 | | 1446 | 1170 |
| 592949 | 73.2 | 11 | 2 | 1201 | | 1710 | - |
| 817479 | 56.1 | 11 | 1 | 1377 | | - | - |
| 119201 | 67.7 | 11 | 2 | 1130 | | 1171 | - |
| 342999 | 55.1 | 11 | 1 | 1007 | | - | - |
| 566579 | 58.1 | 11 | 1 | 1090 | | - | - |

| Statistical Performance Check Result | | | | | | | |
|---|---|---|---|---|---|---|---|
| Radar Test Signal (#) | | 5 | | Trail # | | 23 | |
| Burst of Number | 17 | Burst Period(s) | 0.7058824 | Waveform Length(s) | 12 | Frequency | $F_H$-(0.4*Chirp width) |
| Burst Offset (us) | Pulse Width (us) | Chirp Width (MHz) | Number of Pulses per Burst | PRI-1 (us) | PRI-2 (us) | PRI-3 (us) | |
| 601322 | 97.7 | 16 | 3 | 1345 | 1186 | 1735 | |
| 69798 | 86.6 | 16 | 3 | 1578 | 1884 | 1521 | |
| 240236 | 67.6 | 16 | 2 | 1861 | 1813 | - | |
| 411573 | 52.4 | 16 | 1 | 1913 | - | - | |
| 581299 | 68 | 16 | 2 | 1719 | 1414 | - | |
| 49079 | 64 | 16 | 1 | 1828 | - | - | |
| 218917 | 89.4 | 16 | 3 | 1765 | 1548 | 1453 | |
| 389991 | 73.8 | 16 | 2 | 1690 | 1216 | - | |
| 560724 | 80.6 | 16 | 2 | 1327 | 1280 | - | |
| 27969 | 68.2 | 16 | 2 | 1893 | 1857 | - | |
| 198477 | 69.9 | 16 | 2 | 1474 | 1501 | - | |
| 368635 | 79 | 16 | 2 | 1619 | 1964 | - | |
| 539754 | 81.5 | 16 | 2 | 1395 | 1160 | - | |
| 7017 | 50.9 | 16 | 1 | 1366 | - | - | |
| 177018 | 88.9 | 16 | 3 | 1080 | 1978 | 1740 | |
| 347849 | 80 | 16 | 2 | 1339 | 1850 | - | |
| 518155 | 78.1 | 16 | 2 | 1503 | 1848 | - | |

| Statistical Performance Check Result | | | | | | | |
|---|---|---|---|---|---|---|---|
| Radar Test Signal (#) | | 5 | | Trail # | | 24 | |
| Burst of Number | 9 | Burst Period(s) | 1.3333333 | Waveform Length(s) | 12 | Frequency | $F_H$-(0.4*Chirp width) |
| Burst Offset (us) | Pulse Width (us) | Chirp Width (MHz) | Number of Pulses per Burst | PRI-1 (us) | PRI-2 (us) | PRI-3 (us) | |
| 1303061 | 77.3 | 6 | 2 | 1858 | 1937 | - | |
| 296120 | 66.9 | 6 | 2 | 1452 | 1703 | - | |
| 618053 | 87.6 | 6 | 3 | 1461 | 1679 | 1471 | |
| 941705 | 82.8 | 6 | 2 | 1058 | 1582 | - | |
| 1262467 | 97.9 | 6 | 3 | 1561 | 1786 | 1369 | |
| 256754 | 51.6 | 6 | 1 | 1225 | - | - | |
| 579778 | 56.4 | 6 | 1 | 1349 | - | - | |
| 900681 | 85.8 | 6 | 3 | 1708 | 1025 | 1781 | |
| 1223080 | 85.3 | 6 | 3 | 1357 | 1971 | 1057 | |

| Statistical Performance Check Result | | | | | | | |
|---|---|---|---|---|---|---|---|
| Radar Test Signal (#) | | 5 | | Trail # | | 25 | |
| Burst of Number | 11 | Burst Period(s) | 1.0909091 | Waveform Length(s) | 12 | Frequency | $F_H$-(0.4*Chirp width) |
| Burst Offset (us) | Pulse Width (us) | Chirp Width (MHz) | Number of Pulses per Burst | PRI-1 (us) | PRI-2 (us) | PRI-3 (us) | |
| 177128 | 92.7 | 9 | 3 | 1040 | 1064 | 1252 | |
| 441120 | 76.5 | 9 | 2 | 1567 | 1231 | - | |
| 703834 | 92.6 | 9 | 3 | 1739 | 1434 | 1457 | |
| 968288 | 66.7 | 9 | 2 | 1774 | 1737 | - | |
| 144880 | 57.1 | 9 | 1 | 1532 | - | - | |
| 408948 | 50.9 | 9 | 1 | 1907 | - | - | |
| 672738 | 75.9 | 9 | 2 | 1054 | 1383 | - | |
| 935219 | 96.5 | 9 | 3 | 1802 | 1341 | 1046 | |
| 112148 | 75.9 | 9 | 2 | 1951 | 1400 | - | |
| 376130 | 73.5 | 9 | 2 | 1053 | 1677 | - | |
| 638910 | 96.2 | 9 | 3 | 1531 | 1865 | 1268 | |

| Statistical Performance Check Result | | | | | | | |
|---|---|---|---|---|---|---|---|
| Radar Test Signal (#) | | 5 | | Trail # | | 26 | |
| Burst of Number | 12 | Burst Period(s) | 1 | Waveform Length(s) | 12 | Frequency | $F_H$-(0.4*Chirp width) |
| Burst Offset (us) | Pulse Width (us) | Chirp Width (MHz) | Number of Pulses per Burst | PRI-1 (us) | PRI-2 (us) | PRI-3 (us) | |
| 826712 | 92.6 | 10 | 3 | 1834 | 1000 | 1983 | |
| 72998 | 69.9 | 10 | 2 | 1849 | 1518 | - | |
| 314688 | 72.5 | 10 | 2 | 1489 | 1958 | - | |
| 555527 | 84.2 | 10 | 3 | 1831 | 1182 | 1967 | |
| 797115 | 83.8 | 10 | 3 | 1843 | 1348 | 1459 | |
| 43224 | 78.8 | 10 | 2 | 1412 | 1979 | - | |
| 284734 | 91 | 10 | 3 | 1295 | 1086 | 1705 | |
| 526386 | 92.2 | 10 | 3 | 1003 | 1723 | 1148 | |
| 767431 | 89.3 | 10 | 3 | 1660 | 1724 | 1200 | |
| 13435 | 95.4 | 10 | 3 | 1439 | 1190 | 1942 | |
| 255680 | 56.1 | 10 | 1 | 1358 | - | - | |
| 497683 | 64.3 | 10 | 1 | 1759 | - | - | |

| Statistical Performance Check Result | | | | | | | |
|---|---|---|---|---|---|---|---|
| Radar Test Signal (#) | | 5 | | Trail # | | 27 | |
| Burst of Number | 19 | Burst Period(s) | 0.6315789 | Waveform Length(s) | 12 | Frequency | $F_H$-(0.4*Chirp width) |
| Burst Offset (us) | Pulse Width (us) | Chirp Width (MHz) | Number of Pulses per Burst | PRI-1 (us) | PRI-2 (us) | PRI-3 (us) | |
| 466662 | 60.4 | 18 | 1 | 1883 | - | - | |
| 616742 | 95.2 | 18 | 3 | 1991 | 1243 | 1334 | |
| 142355 | 78.8 | 18 | 2 | 1016 | 1100 | - | |
| 295519 | 50.7 | 18 | 1 | 1051 | - | - | |
| 446771 | 67.6 | 18 | 2 | 1527 | 1874 | - | |
| 599225 | 75.4 | 18 | 2 | 1809 | 1486 | - | |
| 123039 | 99.9 | 18 | 3 | 1010 | 1970 | 1741 | |
| 275129 | 85 | 18 | 3 | 1330 | 1318 | 1943 | |
| 428981 | 61.1 | 18 | 1 | 1968 | - | - | |
| 580996 | 66.7 | 18 | 2 | 1644 | 1065 | - | |
| 104670 | 82.7 | 18 | 2 | 1313 | 1261 | - | |
| 257432 | 71.4 | 18 | 2 | 1027 | 1037 | - | |
| 410696 | 62.9 | 18 | 1 | 1162 | - | - | |
| 561441 | 81.3 | 18 | 2 | 1939 | 1630 | - | |
| 86077 | 63.9 | 18 | 1 | 1122 | - | - | |
| 239011 | 61.1 | 18 | 1 | 1047 | - | - | |
| 390966 | 68.9 | 18 | 2 | 1204 | 1402 | - | |
| 544078 | 53.1 | 18 | 1 | 1950 | - | - | |
| 66876 | 85.1 | 18 | 3 | 1468 | 1129 | 1959 | |

| Statistical Performance Check Result | | | | | | | |
|---|---|---|---|---|---|---|---|
| Radar Test Signal (#) | | 5 | | Trail # | | 28 | |
| Burst of Number | 20 | Burst Period(s) | 0.6 | Waveform Length(s) | 12 | Frequency | $F_H$-(0.4*Chirp width) |
| Burst Offset (us) | Pulse Width (us) | Chirp Width (MHz) | Number of Pulses per Burst | PRI-1 (us) | PRI-2 (us) | PRI-3 (us) | |
| 208292 | 75.1 | 19 | 2 | 1577 | 1919 | - | |
| 354271 | 65.3 | 19 | 1 | 1286 | - | - | |
| 495997 | 83.9 | 19 | 3 | 1955 | 1534 | 1969 | |
| 45716 | 85.5 | 19 | 3 | 1624 | 1587 | 1386 | |
| 191235 | 57.3 | 19 | 1 | 1105 | - | - | |
| 334080 | 94.4 | 19 | 3 | 1901 | 1992 | 1495 | |
| 481017 | 53.3 | 19 | 1 | 2000 | - | - | |
| 27921 | 99 | 19 | 3 | 1379 | 1789 | 1592 | |
| 172578 | 69.1 | 19 | 2 | 1922 | 1830 | - | |
| 318204 | 60.7 | 19 | 1 | 1839 | - | - | |
| 463599 | 64.3 | 19 | 1 | 1423 | - | - | |
| 10138 | 96.6 | 19 | 3 | 1680 | 1440 | 1702 | |
| 154700 | 90 | 19 | 3 | 1798 | 1009 | 1196 | |
| 298982 | 86.6 | 19 | 3 | 1413 | 1524 | 1596 | |
| 445818 | 62.1 | 19 | 1 | 1287 | - | - | |
| 589319 | 82.1 | 19 | 2 | 1159 | 1856 | - | |
| 137185 | 71.5 | 19 | 2 | 1621 | 1119 | - | |
| 281563 | 78.3 | 19 | 2 | 1888 | 1860 | - | |
| 427881 | 50.1 | 19 | 1 | 1359 | - | - | |
| 572624 | 58.3 | 19 | 1 | 1825 | - | - | |

| Statistical Performance Check Result | | | | | | | |
|---|---|---|---|---|---|---|---|
| Radar Test Signal (#) | | 5 | | Trail # | | 29 | |
| Burst of Number | 15 | Burst Period(s) | 0.8 | Waveform Length(s) | 12 | Frequency | $F_H$-(0.4*Chirp width) |
| Burst Offset (us) | Pulse Width (us) | Chirp Width (MHz) | Number of Pulses per Burst | PRI-1 (us) | PRI-2 (us) | PRI-3 (us) | |
| 159228 | 71 | 14 | 2 | 1700 | 1429 | - | |
| 352518 | 76 | 14 | 2 | 1895 | 1181 | - | |
| 544323 | 88.6 | 14 | 3 | 1364 | 1961 | 1903 | |
| 737838 | 85 | 14 | 3 | 1757 | 1281 | 1372 | |
| 135567 | 75.8 | 14 | 2 | 1099 | 1174 | - | |
| 328212 | 87.2 | 14 | 3 | 1285 | 1014 | 1984 | |
| 522698 | 51.1 | 14 | 1 | 1994 | - | - | |
| 715290 | 71.3 | 14 | 2 | 1525 | 1528 | - | |
| 111884 | 52.4 | 14 | 1 | 1210 | - | - | |
| 305327 | 64.8 | 14 | 1 | 1966 | - | - | |
| 497761 | 79.9 | 14 | 2 | 1938 | 1811 | - | |
| 691696 | 73.2 | 14 | 2 | 1661 | 1143 | - | |
| 87610 | 86.1 | 14 | 3 | 1993 | 1282 | 1665 | |
| 281813 | 60.2 | 14 | 1 | 1041 | - | - | |
| 474637 | 81.1 | 14 | 2 | 1617 | 1017 | - | |

| Statistical Performance Check Result | | | | | | | |
|---|---|---|---|---|---|---|---|
| Radar Test Signal (#) | | 5 | | Trail # | | 30 | |
| Burst of Number | 14 | Burst Period(s) | 0.8571429 | Waveform Length(s) | 12 | Frequency | $F_H$+(0.4*Chirp width) |
| Burst Offset (us) | Pulse Width (us) | Chirp Width (MHz) | Number of Pulses per Burst | PRI-1 (us) | PRI-2 (us) | PRI-3 (us) | |
| 713761 | 99.1 | 13 | 3 | 1466 | 1853 | 1864 | |
| 68606 | 76.6 | 13 | 2 | 1948 | 1018 | - | |
| 276396 | 59.6 | 13 | 1 | 1030 | - | - | |
| 482744 | 71.4 | 13 | 2 | 1513 | 1793 | - | |
| 691089 | 56.4 | 13 | 1 | 1743 | - | - | |
| 43150 | 64.2 | 13 | 1 | 1752 | - | - | |
| 250293 | 76.4 | 13 | 2 | 1251 | 1579 | - | |
| 457068 | 80.8 | 13 | 2 | 1838 | 1782 | - | |
| 665070 | 74.2 | 13 | 2 | 1093 | 1247 | - | |
| 17534 | 96.8 | 13 | 3 | 1855 | 1771 | 1135 | |
| 224742 | 70.1 | 13 | 2 | 1658 | 1283 | - | |
| 430908 | 92.7 | 13 | 3 | 1618 | 1514 | 1795 | |
| 638128 | 84.8 | 13 | 3 | 1430 | 1279 | 1509 | |
| 847663 | 50.7 | 13 | 1 | 1519 | - | - | |

***Type 6 Radar Statistical Performance***

| Trial # | Test Freq. (MHz) | Pulses / Hop | Pulse Width (us) | PRI (us) | 1=Detection 0=No Detection |
|---|---|---|---|---|---|
| 1 | 5570 | 9 | 1 | 333 | 1 |
| 2 | 5570 | 9 | 1 | 333 | 1 |
| 3 | 5570 | 9 | 1 | 333 | 1 |
| 4 | 5570 | 9 | 1 | 333 | 1 |
| 5 | 5570 | 9 | 1 | 333 | 1 |
| 6 | 5570 | 9 | 1 | 333 | 1 |
| 7 | 5570 | 9 | 1 | 333 | 1 |
| 8 | 5570 | 9 | 1 | 333 | 1 |
| 9 | 5570 | 9 | 1 | 333 | 1 |
| 10 | 5570 | 9 | 1 | 333 | 1 |
| 11 | 5570 | 9 | 1 | 333 | 1 |
| 12 | 5570 | 9 | 1 | 333 | 1 |
| 13 | 5570 | 9 | 1 | 333 | 1 |
| 14 | 5570 | 9 | 1 | 333 | 1 |
| 15 | 5570 | 9 | 1 | 333 | 1 |
| 16 | 5570 | 9 | 1 | 333 | 1 |
| 17 | 5570 | 9 | 1 | 333 | 1 |
| 18 | 5570 | 9 | 1 | 333 | 1 |
| 19 | 5570 | 9 | 1 | 333 | 1 |
| 20 | 5570 | 9 | 1 | 333 | 1 |
| 21 | 5570 | 9 | 1 | 333 | 1 |
| 22 | 5570 | 9 | 1 | 333 | 1 |
| 23 | 5570 | 9 | 1 | 333 | 1 |
| 24 | 5570 | 9 | 1 | 333 | 1 |
| 25 | 5570 | 9 | 1 | 333 | 1 |
| 26 | 5570 | 9 | 1 | 333 | 1 |
| 27 | 5570 | 9 | 1 | 333 | 1 |
| 28 | 5570 | 9 | 1 | 333 | 1 |
| 29 | 5570 | 9 | 1 | 333 | 1 |
| 30 | 5570 | 9 | 1 | 333 | 1 |
| Detection Percentage (%) | | | | | 100.000 |
| Limit | | | | | 70% |
| **Test Result** | | | | | **Complied** |

# 4 Test Equipment and Calibration Data

| Instrument | Manufacturer/ Brand Name | Model No. | Serial No. | Spec. | Calibration Date | Calibration Due Date |
|---|---|---|---|---|---|---|
| Signal Analyzer | Keysight | N9010A | MY55150165 | 9kHz~7GHz | 27/Nov/2020 | 26/Nov/2021 |
| Vector Signal Generator | Keysight | N5182B | MY53051912 | 9kHz~6GHz | 24/Dec/2020 | 23/Dec/2021 |
| RF Cable-high 8m | HUBER+SUHNER | SUCOFLEX 104 | CB222 | 1GHz~40GHz | 16/Apr/2021 | 15/Apr/2022 |
| RF Cable-high 10m | HUBER+SUHNER | SUCOFLEX 104 | 302338/4 | 1GHz~40GHz | 16/Apr/2021 | 15/Apr/2022 |
| Horn Antenna | COM-POWER | AHA-118 | 711064 | 1GHz~18GHz | 22/Dec/2020 | 21/Dec/2021 |
| Horn Antenna | COM-POWER | AH-118 | 10094 | 1GHz~18GHz | 08/Jul/2020 | 07/Jul/2021 |

# 5 Measurement Uncertainty

| Test Items | Uncertainty | Remark |
|---|---|---|
| Radiated Emission | 3.6 dB | Confidence levels of 95% |
| Temperature | 0.41 °C | Confidence levels of 95% |
| Humidity | 3.4 % | Confidence levels of 95% |