FCC RADIO TEST REPORT

FCC ID	:	**UIDW31**
Equipment	:	**Wireless Router**
Brand Name	:	**ARRIS**
Model Name	:	**W31, W30**
Applicant	:	**ARRIS** **3871 Lakefield Drive Suite 300,Suwanee, Georgia, 30024 United States**
Manufacturer	:	**ARRIS** **3871 Lakefield Drive Suite 300,Suwanee, Georgia, 30024 United States**
Standard	:	**47 CFR FCC Part 15.247**

The product was received on Sep. 13, 2018, and testing was started from Sep. 13, 2018 and completed on Jan. 02, 2019. We, SPORTON INTERNATIONAL INC. EMC & Wireless Communications Laboratory, would like to declare that the tested sample has been evaluated in accordance with the procedures given in ANSI C63.10-2013 and shown compliance with the applicable technical standards.

The report must not be used by the client to claim product certification, approval, or endorsement by TAF or any agency of government.

The test results in this variant report apply exclusively to the tested model / sample. Without written approval of SPORTON INTERNATIONAL INC. EMC & Wireless Communications Laboratory, the test report shall not be reproduced except in full.

Approved by: Sam Chen

SPORTON INTERNATIONAL INC. EMC & Wireless Communications Laboratory
No. 52, Huaya 1st Rd., Guishan Dist., Taoyuan City, Taiwan (R.O.C.)

Table of Contents

History of this test report **3**

Summary of Test Result **4**

1 General Description **5**

1.1 Information 5
1.2 Testing Applied Standards 9
1.3 Testing Location Information 9
1.4 Measurement Uncertainty 9

2 Test Configuration of EUT **10**

2.1 Test Channel Mode 10
2.2 The Worst Case Measurement Configuration 12
2.3 EUT Operation during Test 12
2.4 Accessories 13
2.5 Support Equipment 13
2.6 Test Setup Diagram 14

3 Transmitter Test Result **15**

3.1 DTS Bandwidth 15
3.2 Maximum Conducted Output Power 16
3.3 Power Spectral Density 18
3.4 Emissions in Non-restricted Frequency Bands 20
3.5 Emissions in Restricted Frequency Bands 21

4 Test Equipment and Calibration Data **24**

Appendix A. Test Results of DTS Bandwidth

Appendix B. Test Results of Maximum Conducted Output Power

Appendix C. Test Results of Power Spectral Density

Appendix D. Test Results of Emissions in Non-restricted Frequency Bands

Appendix E. Test Results of Emissions in Restricted Frequency Bands

Appendix F. Test Photos

Photographs of EUT v01

History of this test report

Report No.	Version	Description	Issued Date
FR842742-03AA	01	Initial issue of report	Jun. 28, 2019

Summary of Test Result

Report Clause	Ref Std. Clause	Test Items	Result (PASS/FAIL)	Remark
1.1.2	15.203	Antenna Requirement	PASS	-
3.1	15.247(a)	DTS Bandwidth	PASS	-
3.2	15.247(b)	Maximum Conducted Output Power	PASS	-
3.3	15.247(e)	Power Spectral Density	PASS	-
3.4	15.247(d)	Emissions in Non-restricted Frequency Bands	PASS	-
3.5	15.247(d)	Emissions in Restricted Frequency Bands	PASS	-

Declaration of Conformity:

The test results with all measurement uncertainty excluded are presented in accordance with the regulation limits or requirements declared by manufacturers.

Comments and Explanations:

1. The test configuration, test mode and test software were written in this test report are declared by the manufacturer.
2. The declared of product specification for EUT presented in the report are provided by the manufacturer, and the manufacturer takes all the responsibilities for the accuracy of product specification.

Reviewed by: Sam Chen
Report Producer: Cindy Peng

1 General Description

1.1 Information

1.1.1 RF General Information

Frequency Range (MHz)	IEEE Std. 802.11	Ch. Frequency (MHz)	Channel Number
2400-2483.5	b, g, n (HT20), ac (VHT20), ax (HEW20)	2412-2462	1-11 [11]
2400-2483.5	n (HT40), ac (VHT40), ax (HEW40)	2422-2452	3-9 [7]

Band	Mode	BWch (MHz)	Nant
2.4-2.4835GHz	802.11b	20	4TX
2.4-2.4835GHz	802.11g	20	4TX
2.4-2.4835GHz	802.11n HT20	20	4TX
2.4-2.4835GHz	802.11n HT20-BF	20	4TX
2.4-2.4835GHz	802.11ac VHT20	20	4TX
2.4-2.4835GHz	802.11ac VHT20-BF	20	4TX
2.4-2.4835GHz	802.11ax HEW20	20	4TX
2.4-2.4835GHz	802.11ax HEW20-BF	20	4TX
2.4-2.4835GHz	802.11n HT40	40	4TX
2.4-2.4835GHz	802.11n HT40-BF	40	4TX
2.4-2.4835GHz	802.11ac VHT40	40	4TX
2.4-2.4835GHz	802.11ac VHT40-BF	40	4TX
2.4-2.4835GHz	802.11ax HEW40	40	4TX
2.4-2.4835GHz	802.11ax HEW40-BF	40	4TX

Note:
- 11b mode uses a combination of DSSS-DBPSK, DQPSK, CCK modulation.
- 11g, HT20 and HT40 use a combination of OFDM-BPSK, QPSK, 16QAM, 64QAM modulation.
- VHT20, VHT40 use a combination of OFDM-BPSK, QPSK, 16QAM, 64QAM, 256QAM, 1024QAM modulation.
- HEW20, HEW40 use a combination of OFDMA-BPSK, QPSK, 16QAM, 64QAM, 256QAM, 1024QAM modulation.
- BWch is the nominal channel bandwidth.
- Nss-Min is the minimum number of spatial streams.
- Nant is the number of outputs. e.g., 2(2,3) means have 2 outputs for port 2 and port 3. 2 means have 2 outputs for port 1 and port 2.

1.1.2 Antenna Information

Ant.	Brand	Model Name	Antenna Type	Connector	Gain (dBi)
1	PEGATRON	RFPCA2620-01_Rev02	Dual band PCB dipole antenna	I-PEX	Note
2	PEGATRON	RFPCA2620-02_Rev02	Dual band PCB dipole antenna	I-PEX	
3	PEGATRON	RFPCA2620-03_Rev01	Dual band PCB dipole antenna	I-PEX	
4	PEGATRON	RFPCA2620-04_Rev02	Dual band PCB dipole antenna	I-PEX	
5	PEGATRON	RFPCA2307-02 Rev02	PCB dipole antenna	I-PEX	
6	PEGATRON	RFPCA2211-03 Rev01	PCB dipole antenna	I-PEX	
7	PEGATRON	RFPCA2211-04 Rev02	PCB dipole antenna	I-PEX	
8	PEGATRON	RFPCA1806-03 Rev01	PCB dipole antenna	I-PEX	
9	PEGATRON	RFPCA3508-05_Rev02	PCB antenna	I-PEX	
10	PEGATRON	RFPCA1806-03 Rev01	PCB dipole antenna	I-PEX	

Note:

Ant.	Port	Uncorrelated (dBi)			Correlated (dBi)			(dBi)
		2.4GHz	5GHz Band 1~2	5GHz Band 3~4	2.4GHz	5GHz Band 1~2	5GHz Band 3~4	Bluetooth
1	1	4.22	5.71	-	5.35	6.23		-
2	2	4.22	5.71	-	5.35	6.23		-
3	3	4.22	5.71	-	5.35	6.23		-
4	4	4.22	5.71	-	5.35	6.23		-
5	1	-	-	5.82	-	-	6.93	-
6	2	-	-	5.82	-	-	6.93	-
7	3	-	-	5.82	-	-	6.93	-
8	4	-	-	5.82	-	-	6.93	-
9	1	-	-	-	-	-	-	4.12
10	-	-	5.23	5.23	-	-	-	-

Note 1: The above information was declared by manufacturer.

Note 2: The EUT has ten antennas.

For Radio 1

WLAN 2.4GHz Functions

For IEEE 802.11b/g/n/ac/ax mode (4TX, 4RX):

Port 1, Port 2, Port 3 and Port 4 could transmit/receive simultaneously.

WLAN 5GHz Functions (1RX):

Ant. 10 only supports the antenna receive function.

For Radio 3

WLAN 5GHz Band 1~2 Functions

For IEEE 802.11a/n/ac/ax mode (4TX, 4RX):

Port 1, Port 2, Port 3 and Port 4 could transmit/receive simultaneously.

For Radio 2

WLAN 5GHz Band 3~4 Functions

For IEEE 802.11a/n/ac/ax mode (4TX, 4RX):

Port 1, Port 2, Port 3 and Port 4 could transmit/receive simultaneously.

For Radio 4

Bluetooth Functions (1TX, 1RX):

Only Port 1 could transmit/receive simultaneously.

1.1.3 Table for Radio Type

Radio No.	2.4GHz	5GHz Band 1~2	5GHz Band 3~4	Bluetooth
Radio 1	V	Only RX function	Only RX function	-
Radio 2	-	-	V	-
Radio 3	-	V	-	-
Radio 4	-	-	-	V

1.1.4 Mode Test Duty Cycle

Mode	DC	DCF(dB)	T(s)	VBW(Hz) ≥ 1/T
802.11ac VHT20-BF	0.827	0.825	3.844m	300
802.11ac VHT40-BF	0.768	1.146	960u	3k
802.11ax HEW20-BF	0.671	1.733	1.504m	1k
802.11ax HEW40-BF	0.754	1.226	836.25u	3k

Note:
- DC is Duty Cycle.
- DCF is Duty Cycle Factor.

1.1.5 EUT Operational Condition

EUT Power Type	From power adapter			
Beamforming Function	☒	With beamforming	☐	Without beamforming
	The product has beamforming function for 802.11n/ac/ax.			
Function	☒	Point-to-multipoint	☐	Point-to-point
Test Software Version	accessMTool(version 3.0.0.9)			

1.1.6 Table for EUT Functions

Type of Function	2.4GHz	5GHz Band 1~2	5GHz Band 3~4
Master (AP Router)	V	V	V
Master (Extender)	-	-	V
Bridge (Client without radar detection)	-	-	V
Client without radar detection	-	-	V

1.1.7 Table for Multiple Listing

The model names in the following table are all refer to the identical product.

Model Name	Color of Device's Bottom
W31	Matte Black
W30	Silver

From the above models, model name "W31" was selected as representative model for the test and its data was recorded in this report.

1.1.8 Table for Class II Change

This product is an extension of original one reported under Sporton project number: FR842742-01AA

Below is the table for the change of the product with respect to the original one.

Modifications	Performance Checking
1. Adding the beamforming function for 802.11n/ac/ax.	1. DTS Bandwidth. 2. Maximum Conducted Output Power. 3. Power Spectral Density. 4. Emissions in Non-restricted Frequency Bands. 5. Emissions in Restricted Frequency Bands Above 1GHz.
2. Adding Zero-Wait function.	It doesn't need to verify RF test.

1.2 Testing Applied Standards

According to the specifications of the manufacturer, the EUT must comply with the requirements of the following standards:

- 47 CFR FCC Part 15
- ANSI C63.10-2013
- FCC KDB 558074 D01 v05
- FCC KDB 662911 D01 v02r01

1.3 Testing Location Information

Testing Location							
☐	HWA YA	ADD	:	No. 52, Huaya 1st Rd., Guishan Dist., Taoyuan City, Taiwan (R.O.C.)			
		TEL	:	886-3-327-3456	FAX	:	886-3-327-0973
☒	JHUBEI	ADD	:	No.8, Lane 724, Bo-ai St., Jhubei City, HsinChu County 302, Taiwan, R.O.C.			
		TEL	:	886-3-656-9065	FAX	:	886-3-656-9085

Test Condition	Test Site No.	Test Engineer	Test Environment	Test Date
RF Conducted	TH01-CB	Serway Li	20°C / 55%	Sep. 15, 2018~Jan. 02, 2019
Radiated	03CH01-CB	Stim Sung	22°C / 54%	Sep. 13, 2018~Dec. 23, 2018

Test site Designation No. TW0006 with FCC.
Test site registered number IC 4086D with Industry Canada.

1.4 Measurement Uncertainty

ISO/IEC 17025 requires that an estimate of the measurement uncertainties associated with the emissions test results be included in the report. The measurement uncertainties given below are based on a 95% confidence level (based on a coverage factor (k=2)

Test Items	Uncertainty	Remark
Radiated Emission (1GHz ~ 18GHz)	3.7 dB	Confidence levels of 95%
Radiated Emission (18GHz ~ 40GHz)	3.5 dB	Confidence levels of 95%
Conducted Emission	1.7 dB	Confidence levels of 95%
Output Power Measurement	1.33 dB	Confidence levels of 95%
Power Density Measurement	1.27 dB	Confidence levels of 95%
Bandwidth Measurement	9.74×10^{-8}	Confidence levels of 95%

2 Test Configuration of EUT

2.1 Test Channel Mode

Mode	Power Setting
802.11ac VHT20-BF_Nss1,(MCS0)_4TX	-
2412MHz	88
2417MHz	95
2422MHz	98
2427MHz	98
2432MHz	98
2437MHz	97
2442MHz	98
2447MHz	98
2452MHz	98
2457MHz	96
2462MHz	81
802.11ac VHT40-BF_Nss1,(MCS0)_4TX	-
2422MHz	85
2427MHz	85
2432MHz	86
2437MHz	90
2442MHz	86
2447MHz	86
2452MHz	81
802.11ax HEW20-BF_Nss1,(MCS0)_4TX	-
2412MHz	79
2417MHz	88
2422MHz	96
2427MHz	97
2432MHz	96
2437MHz	96
2442MHz	96
2447MHz	97
2452MHz	94
2457MHz	92

Mode	Power Setting
2462MHz	82
802.11ax HEW40-BF_Nss1,(MCS0)_4TX	-
2422MHz	82
2427MHz	84
2432MHz	84
2437MHz	89
2442MHz	86
2447MHz	84
2452MHz	83

Note:
- VHT20/VHT40 covers HT20/HT40, due to same modulation. The power setting for 802.11n HT20 and HT40 are the same or lower than 802.11ac VHT20 and VHT40.

2.2 The Worst Case Measurement Configuration

The Worst Case Mode for Following Conformance Tests	
Tests Item	DTS Bandwidth Maximum Conducted Output Power Power Spectral Density Emissions in Non-restricted Frequency Bands
Test Condition	Conducted measurement at transmit chains

The Worst Case Mode for Following Conformance Tests	
Tests Item	Emissions in Restricted Frequency Bands
Test Condition	Radiated measurement If EUT consist of multiple antenna assembly (multiple antenna are used in EUT regardless of spatial multiplexing MIMO configuration), the radiated test should be performed with highest antenna gain of each antenna type.
Operating Mode > 1GHz	CTX
1	EUT in Y axis

The Worst Case Mode for Following Conformance Tests	
Tests Item	Simultaneous Transmission Analysis - Co-location RF Exposure Evaluation
Operating Mode	
1	Radio 1 (WLAN 2.4GHz) + Radio 3 (WLAN 5GHz Band 1~2) + Radio 2 (WLAN 5GHz Band 3~4) + Radio 4 (Bluetooth)
Refer to Sporton Test Report No.: FA842742-03 for Co-location RF Exposure Evaluation.	

Note: The EUT can only be used at Y axis position.

2.3 EUT Operation during Test

For Conducted Mode:

The EUT was programmed to be in continuously transmitting mode.

For Radiated Mode:

During the test, the following programs under WIN 7 were executed.
The program was executed as follows:
1. During the test, the EUT operation to normal function.
2. Executed command fixed test channel under Telnet.
3. Executed "Lantest.exe" to link with the remote workstation to transmit and receive packet by RX Device and transmit duty cycle no less than 98%.

2.4 Accessories

Accessories					
No.	**Equipment Name**	**Brand Name**	**Model Name**	**P/N**	**Rating**
1	Adapter 1	APD	WA-36L12FU	AREP05681	INPUT: 100-120V ~, 60Hz, 0.9A Max OUTPUT: 12V, 3A
2	Adapter 2	NetBit	NBS42D120 350VU	AREP05751	INPUT: 100-120V ~, 50/60Hz, 1.0A OUTPUT: 12.0V, 3.5A

Note: The adapter does not affect the test result of radio tests, so only adapter 2 was tested and recorded in this report.

2.5 Support Equipment

For Test Site No: 03CH01-CB

Support Equipment				
No.	**Equipment**	**Brand Name**	**Model Name**	**FCC ID**
1	Notebook	DELL	E4300	N/A
2	Notebook	DELL	E4301	N/A
3	RX Device	PEGATRON	Retail (T2)	N/A

For Test Site No: TH01-CB

Support Equipment				
No.	**Equipment**	**Brand Name**	**Model Name**	**FCC ID**
1	Notebook	DELL	E4300	N/A

2.6 Test Setup Diagram

Test Setup Diagram - Radiated Test

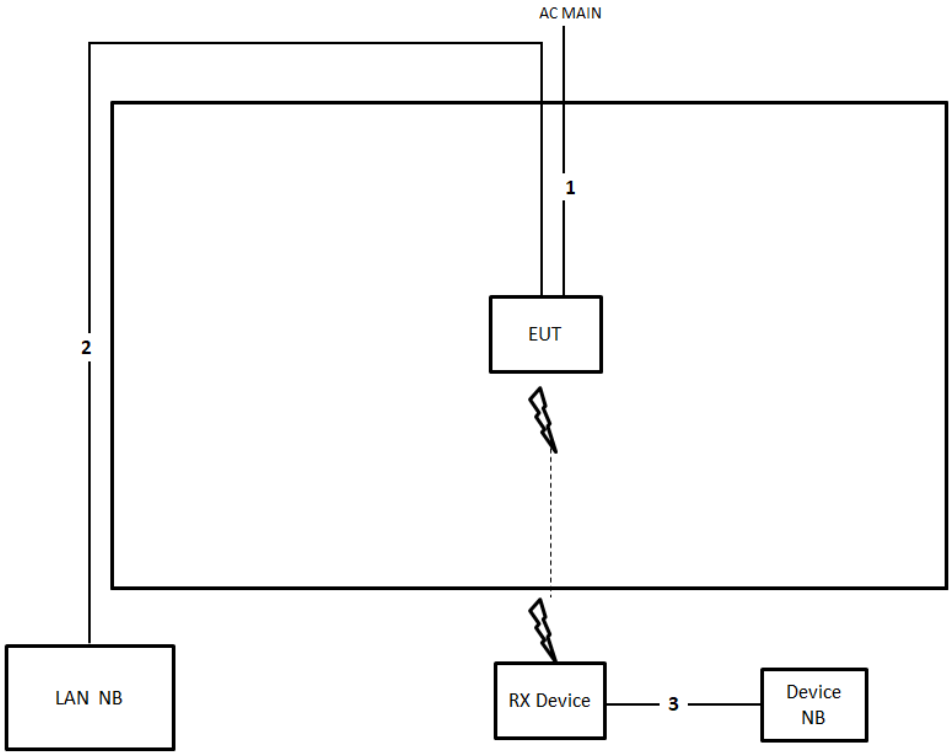

Item	Connection	Shielded	Length
1	Power cable	No	1.8m
2	RJ-45 cable	No	10m
3	RJ-45 cable	No	1.6m

3 Transmitter Test Result

3.1 DTS Bandwidth

3.1.1 6dB Bandwidth Limit

6dB Bandwidth Limit
Systems using digital modulation techniques:
▪ 6 dB bandwidth ≥ 500 kHz.

3.1.2 Measuring Instruments

Refer a test equipment and calibration data table in this test report.

3.1.3 Test Procedures

Test Method	
▪ For the emission bandwidth shall be measured using one of the options below:	
	☒ Refer as FCC KDB 558074, clause 8.2 & C63.10 clause 11.8.1 Option 1 for 6 dB bandwidth measurement.
	☐ Refer as FCC KDB 558074, clause 8.2 & C63.10 clause 11.8.2 Option 2 for 6 dB bandwidth measurement.
	☐ Refer as ANSI C63.10, clause 6.9.1 for occupied bandwidth testing.

3.1.4 Test Setup

Emission Bandwidth


3.1.5 Test Result of Emission Bandwidth

Refer as Appendix A

3.2 Maximum Conducted Output Power

3.2.1 Maximum Conducted Output Power Limit

Maximum Conducted Output Power Limit		
	▪ If $G_{TX} \leq 6$ dBi, then $P_{Out} \leq 30$ dBm (1 W)	
	▪ Point-to-multipoint systems (P2M): If $G_{TX} > 6$ dBi, then $P_{Out} = 30 – (G_{TX} – 6)$ dBm	
	▪ Point-to-point systems (P2P): If $G_{TX} > 6$ dBi, then $P_{Out} = 30 – (G_{TX} – 6)/3$ dBm	
	▪ Smart antenna system (SAS):	
		- Single beam: If $G_{TX} > 6$ dBi, then $P_{Out} = 30 – (G_{TX} – 6)/3$ dBm
		- Overlap beam: If $G_{TX} > 6$ dBi, then $P_{Out} = 30 – (G_{TX} – 6)/3$ dBm
		- Aggregate power on all beams: If $G_{TX} > 6$ dBi, then $P_{Out} = 30 – (G_{TX} – 6)/3 + 8$dB dBm
P_{Out} = maximum peak conducted output power or maximum conducted output power in dBm, **G_{TX}** = the maximum transmitting antenna directional gain in dBi.		

3.2.2 Measuring Instruments

Refer a test equipment and calibration data table in this test report.

3.2.3 Test Procedures

Test Method		
▪ Maximum Peak Conducted Output Power		
	☐	Refer as FCC KDB 558074, clause 8.3.1.1 & C63.10 clause 11.9.1.1 (RBW ≥ EBW method).
	☐	Refer as FCC KDB 558074, clause 8.3.1.3 & C63.10 clause 11.9.1.3 (peak power meter).
▪ Maximum Conducted Output Power		
	[duty cycle ≥ 98% or external video / power trigger]	
	☐	Refer as FCC KDB 558074, clause 8.3.2.2 & C63.10 clause 11.9.2.2.2 Method AVGSA-1.
	☐	Refer as FCC KDB 558074, clause 8.3.2.2 & C63.10 clause 11.9.2.2.3 Method AVGSA-1A. (alternative)
	duty cycle < 98% and average over on/off periods with duty factor	
	☐	Refer as FCC KDB 558074, clause 8.3.2.2 & C63.10 clause 11.9.2.2.4 Method AVGSA-2.
	☐	Refer as FCC KDB 558074, clause 8.3.2.2 & C63.10 clause 11.9.2.2.5 Method AVGSA-2A (alternative)
	☐	Refer as FCC KDB 558074, clause 8.3.2.2 & C63.10 clause 11.9.2.2.6 Method AVGSA-3
	☐	Refer as FCC KDB 558074, clause 8.3.2.2 & C63.10 clause 11.9.2.2.7 Method AVGSA-3A (alternative)
	Measurement using a power meter (PM)	
	☒	Refer as FCC KDB 558074, clause 8.3.2.3 & C63.10 clause 11.9.2.3.1 Method AVGPM (using an RF average power meter).
	☐	Refer as FCC KDB 558074, clause 8.3.2.3 & C63.10 clause 11.9.2.3.2 Method AVGPM-G (using an gate RF average power meter).

▪ For conducted measurement.	
	▪ If the EUT supports multiple transmit chains using options given below: Refer as FCC KDB 662911, In-band power measurements. Using the measure-and-sum approach, measured all transmit ports individually. Sum the power (in linear power units e.g., mW) of all ports for each individual sample and save them.
	▪ If multiple transmit chains, EIRP calculation could be following as methods: $P_{total} = P_1 + P_2 + \ldots + P_n$ (calculated in linear unit [mW] and transfer to log unit [dBm]) $EIRP_{total} = P_{total} + DG$

3.2.4 Test Setup

Maximum Conducted Output Power (Power Meter)

3.2.5 Test Result of Maximum Conducted Output Power

Refer as Appendix B

3.3 Power Spectral Density

3.3.1 Power Spectral Density Limit

Power Spectral Density Limit
▪ Power Spectral Density (PSD) ≤ 8 dBm/3kHz

3.3.2 Measuring Instruments

Refer a test equipment and calibration data table in this test report.

3.3.3 Test Procedures

Test Method		
▪ Peak power spectral density procedures that the same method as used to determine the conducted output power. If maximum peak conducted output power was measured to demonstrate compliance to the output power limit, then the peak PSD procedure below (Method PKPSD) shall be used. If maximum conducted output power was measured to demonstrate compliance to the output power limit, then one of the average PSD procedures shall be used, as applicable based on the following criteria (the peak PSD procedure is also an acceptable option).		
	☒ Refer as FCC KDB 558074, clause 8.4 & C63.10 clause 11.10.2 Method PKPSD.	
	[duty cycle ≥ 98% or external video / power trigger]	
	☐ Refer as FCC KDB 558074, clause 8.4 & C63.10 clause 11.10.3 Method AVGPSD-1.	
	☐ Refer as FCC KDB 558074, clause 8.4 & C63.10 clause 11.10.5 Method AVGPSD-2.	
	☐ Refer as FCC KDB 558074, clause 8.4 & C63.10 clause 11.10.7 Method AVGPSD-3.	
	duty cycle < 98% and average over on/off periods with duty factor	
	☐ Refer as FCC KDB 558074, clause 8.4 & C63.10 clause 11.10.4 Method AVGPSD-1A. (alternative).	
	☐ Refer as FCC KDB 558074, clause 8.4 & C63.10 clause 11.10.6 Method AVGPSD-2A. (alternative)	
	☐ Refer as FCC KDB 558074, clause 8.4 & C63.10 clause 11.10.8 Method AVGPSD-3A. (alternative)	
▪ For conducted measurement.		
	▪ If The EUT supports multiple transmit chains using options given below:	
		☒ Option 1: Measure and sum the spectra across the outputs. Refer as FCC KDB 662911, In-band power spectral density (PSD). Sample all transmit ports simultaneously using a spectrum analyzer for each transmit port. Where the trace bin-by-bin of each transmit port summing can be performed. (i.e., in the first spectral bin of output 1 is summed with that in the first spectral bin of output 2 and that from the first spectral bin of output 3, and so on up to the NTX output to obtain the value for the first frequency bin of the summed spectrum.). Add up the amplitude (power) values for the different transmit chains and use this as the new data trace.
		☐ Option 2: Measure and sum spectral maxima across the outputs. With this technique, spectra are measured at each output of the device at the required resolution bandwidth. The maximum value (peak) of each spectrum is determined. These maximum values are then summed mathematically in linear power units across the outputs. These operations shall be performed separately over frequency spans that have different out-of-band or spurious emission limits,

		☐ Option 3: Measure and add 10 log(N) dB, where N is the number of transmit chains. Refer as FCC KDB 662911, In-band power spectral density (PSD). Performed at each transmit chains and each transmit chains shall be compared with the limit have been reduced with 10 log(N). Or each transmit chains shall be add 10 log(N) to compared with the limit.

3.3.4 Test Setup

Power Spectral Density



3.3.5 Test Result of Power Spectral Density

Refer as Appendix C

3.4 Emissions in Non-restricted Frequency Bands

3.4.1 Emissions in Non-restricted Frequency Bands Limit

Un-restricted Band Emissions Limit	
RF output power procedure	**Limit (dB)**
Peak output power procedure	20
Average output power procedure	30

Note 1: If the peak output power procedure is used to measure the fundamental emission power to demonstrate compliance to requirements, then the peak conducted output power measured within any 100 kHz outside the authorized frequency band shall be attenuated by at least 20 dB relative to the maximum measured in-band peak PSD level.

Note 2: If the average output power procedure is used to measure the fundamental emission power to demonstrate compliance to requirements, then the power in any 100 kHz outside of the authorized frequency band shall be attenuated by at least 30 dB relative to the maximum measured in-band average PSD level.

3.4.2 Measuring Instruments

Refer a test equipment and calibration data table in this test report.

3.4.3 Test Procedures

Test Method
▪ Refer as FCC KDB 558074, clause 8.5 for unwanted emissions into non-restricted bands.

3.4.4 Test Setup

Emissions in Non-restricted Frequency Bands



3.4.5 Test Result of Emissions in Non-restricted Frequency Bands

Refer as Appendix D

3.5 Emissions in Restricted Frequency Bands

3.5.1 Emissions in Restricted Frequency Bands Limit

Restricted Band Emissions Limit			
Frequency Range (MHz)	**Field Strength (uV/m)**	**Field Strength (dBuV/m)**	**Measure Distance (m)**
0.009~0.490	2400/F(kHz)	48.5 - 13.8	300
0.490~1.705	24000/F(kHz)	33.8 - 23	30
1.705~30.0	30	29	30
30~88	100	40	3
88~216	150	43.5	3
216~960	200	46	3
Above 960	500	54	3

Note 1: Test distance for frequencies at or above 30 MHz, measurements may be performed at a distance other than the limit distance provided they are not performed in the near field and the emissions to be measured can be detected by the measurement equipment. When performing measurements at a distance other than that specified, the results shall be extrapolated to the specified distance using an extrapolation factor of 20 dB/decade (inverse of linear distance for field-strength measurements, inverse of linear distance-squared for power-density measurements).

Note 2: Test distance for frequencies at below 30 MHz, measurements may be performed at a distance closer than the EUT limit distance; however, an attempt should be made to avoid making measurements in the near field. When performing measurements below 30 MHz at a closer distance than the limit distance, the results shall be extrapolated to the specified distance by either making measurements at a minimum of two or more distances on at least one radial to determine the proper extrapolation factor or by using the square of an inverse linear distance extrapolation factor (40 dB/decade). The test report shall specify the extrapolation method used to determine compliance of the EUT.

Note 3: Using the distance of 1m during the test for above 18 GHz, and the test value to correct for the distance factor at 3m.

3.5.2 Measuring Instruments

Refer a test equipment and calibration data table in this test report.

3.5.3 Test Procedures

Test Method			
▪ The average emission levels shall be measured in [duty cycle ≥ 98 or duty factor].			
▪ Refer as ANSI C63.10, clause 6.10.3 band-edge testing shall be performed at the lowest frequency channel and highest frequency channel within the allowed operating band.			
▪ For the transmitter unwanted emissions shall be measured using following options below:			
	▪ Refer as FCC KDB 558074, clause 8.6 for unwanted emissions into restricted bands.		
		☐	Refer as FCC KDB 558074, clause 8.6 & C63.10 clause 11.12.2.5.1(trace averaging for duty cycle ≥98%).
		☐	Refer as FCC KDB 558074, clause 8.6 & C63.10 clause 11.12.2.5.2(trace averaging + duty factor).
		☒	Refer as FCC KDB 558074, clause 8.6 & C63.10 clause 11.12.2.5.3(Reduced VBW≥1/T).
		☐	Refer as ANSI C63.10, clause 11.12.2.5.3 (Reduced VBW). VBW ≥ 1/T, where T is pulse time.
		☐	Refer as ANSI C63.10, clause 7.5 average value of pulsed emissions.
		☒	Refer as FCC KDB 558074, clause 8.6 & C63.10 clause 11.12.2.4 measurement procedure peak limit.
▪ For the transmitter band-edge emissions shall be measured using following options below:			
	▪ Refer as FCC KDB 558074 clause 8.7 & C63.10 clause 11.13.1, When the performing peak or average radiated measurements, emissions within 2 MHz of the authorized band edge may be measured using the marker-delta method described below.		
	▪ Refer as FCC KDB 558074, clause 8.7 (ANSI C63.10, clause 6.10.6) for marker-delta method for band-edge measurements.		
	▪ Refer as FCC KDB 558074, clause 8.7 for narrower resolution bandwidth (100kHz) using the band power and summing the spectral levels (i.e., 1 MHz).		
	▪ For conducted unwanted emissions into restricted bands (absolute emission limits). Devices with multiple transmit chains using options given below: (1) Measure and sum the spectra across the outputs or (2) Measure and add 10 log(N) dB		
	▪ For FCC KDB 662911 The methodology described here may overestimate array gain, thereby resulting in apparent failures to satisfy the out-of-band limits even if the device is actually compliant. In such cases, compliance may be demonstrated by performing radiated tests around the frequencies at which the apparent failures occurred.		

3.5.4 Test Setup

Radiated - Emissions in Restricted Frequency Bands
Above 1GHz

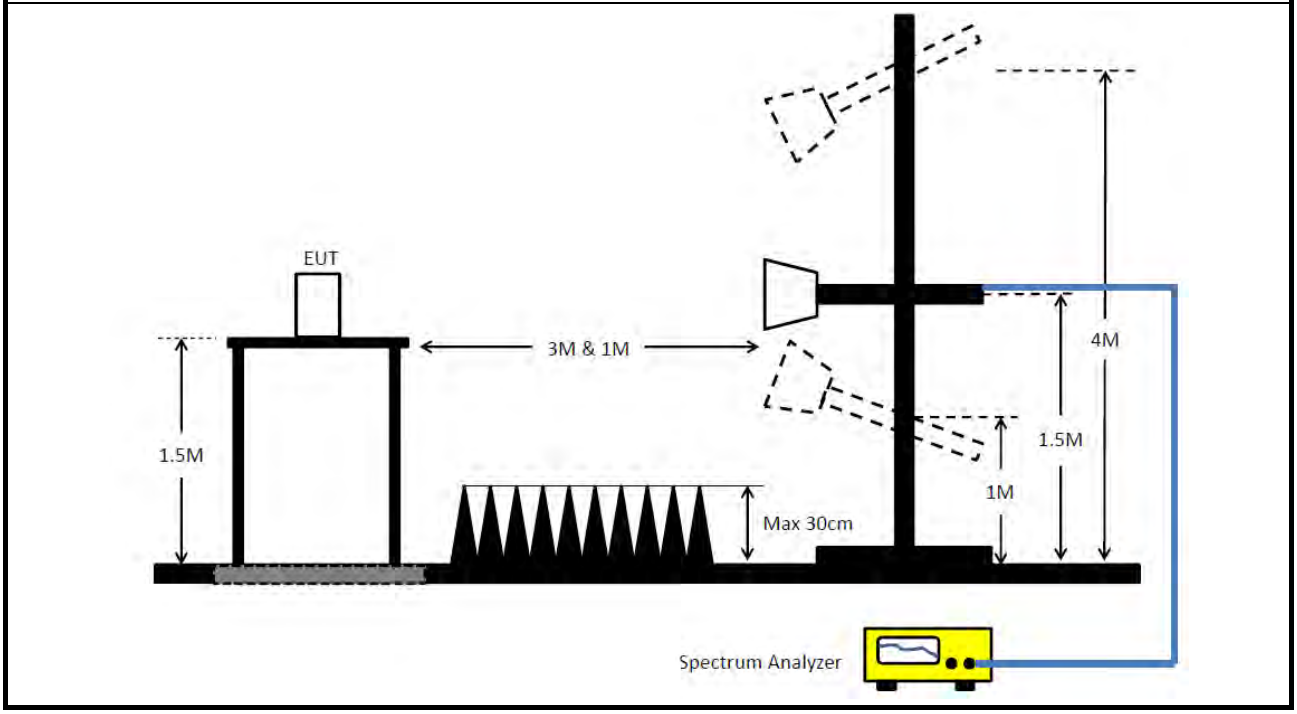

3.5.5 Measurement Results Calculation

The measured Level is calculated using:
Corrected Reading: Antenna Factor + Cable Loss + Read Level - Preamp Factor = Level.

3.5.6 Test Result of Emissions in Restricted Frequency Bands

Refer as Appendix E

4 Test Equipment and Calibration Data

Instrument	Manufacturer	Model No.	Serial No.	Characteristics	Calibration Date	Calibration Due Date	Remark
Horn Antenna	EMCO	3115	00075790	750MHz ~ 18GHz	Nov. 20, 2017	Nov. 19, 2018	Radiation (03CH01-CB)
Horn Antenna	EMCO	3115	00075790	750MHz ~ 18GHz	Nov. 13, 2018	Nov. 12, 2019	Radiation (03CH01-CB)
Horn Antenna	Schwarzbeck	BBHA 9170	BBHA9170252	15GHz ~ 40GHz	Jun. 28, 2018	Jun. 27, 2019	Radiation (03CH01-CB)
Pre-Amplifier	EMCI	EMC330N	980332	20MHz ~ 3GHz	May 02, 2018	May 01, 2019	Radiation (03CH01-CB)
Pre-Amplifier	Agilent	8449B	3008A02310	1GHz ~ 26.5GHz	Jan. 09, 2018	Jan. 08, 2019	Radiation (03CH01-CB)
Spectrum Analyzer	R&S	FSP40	100056	9kHz ~ 40GHz	Nov. 23, 2017	Nov. 22, 2018	Radiation (03CH01-CB)
Spectrum analyzer	R&S	FSP40	100080	9kHz~40GHz	Oct. 03, 2018	Oct. 02, 2019	Radiation (03CH01-CB)
RF Cable-high	Woken	High Cable-16	N/A	1 GHz ~ 18 GHz	Oct. 11, 2017	Oct. 10, 2018	Radiation (03CH01-CB)
RF Cable-high	Woken	High Cable-16	N/A	1 GHz ~ 18 GHz	Oct. 08, 2018	Oct. 07, 2019	Radiation (03CH01-CB)
RF Cable-high	Woken	High Cable-16+17	N/A	1 GHz ~ 18 GHz	Oct. 11, 2017	Oct. 10, 2018	Radiation (03CH01-CB)
RF Cable-high	Woken	High Cable-16+17	N/A	1 GHz ~ 18 GHz	Oct. 08, 2018	Oct. 07, 2019	Radiation (03CH01-CB)
RF Cable-high	Woken	High Cable-40G#1	N/A	18GHz ~ 40 GHz	Oct. 11, 2017	Oct. 10, 2018	Radiation (03CH01-CB)
RF Cable-high	Woken	High Cable-40G#1	N/A	18GHz ~ 40 GHz	Jul. 27, 2018	Jul. 26, 2019	Radiation (03CH01-CB)
RF Cable-high	Woken	High Cable-40G#2	N/A	18GHz ~ 40 GHz	Oct. 11, 2017	Oct. 10, 2018	Radiation (03CH01-CB)
RF Cable-high	Woken	High Cable-40G#2	N/A	18GHz ~ 40 GHz	Jul. 27, 2018	Jul. 26, 2019	Radiation (03CH01-CB)
Spectrum analyzer	R&S	FSV40	101027	9kHz~40GHz	Jun. 22, 2018	Jun. 21, 2019	Conducted (TH01-CB)
RF Cable-high	Woken	RG402	High Cable-06	1 GHz – 26.5 GHz	Oct. 11, 2017	Oct. 10, 2018	Conducted (TH01-CB)
RF Cable-high	Woken	RG402	High Cable-06	1 GHz – 26.5 GHz	Oct. 08, 2018	Oct. 07, 2019	Conducted (TH01-CB)
RF Cable-high	Woken	RG402	High Cable-07	1 GHz –26.5 GHz	Oct. 11, 2017	Oct. 10, 2018	Conducted (TH01-CB)
RF Cable-high	Woken	RG402	High Cable-07	1 GHz – 26.5 GHz	Oct. 08, 2018	Oct. 07, 2019	Conducted (TH01-CB)
RF Cable-high	Woken	RG402	High Cable-08	1 GHz –26.5 GHz	Oct. 11, 2017	Oct. 10, 2018	Conducted (TH01-CB)
RF Cable-high	Woken	RG402	High Cable-08	1 GHz – 26.5 GHz	Oct. 08, 2018	Oct. 07, 2019	Conducted (TH01-CB)
RF Cable-high	Woken	RG402	High Cable-09	1 GHz –26.5 GHz	Oct. 11, 2017	Oct. 10, 2018	Conducted (TH01-CB)

Instrument	Manufacturer	Model No.	Serial No.	Characteristics	Calibration Date	Calibration Due Date	Remark
RF Cable-high	Woken	RG402	High Cable-09	1 GHz – 26.5 GHz	Oct. 08, 2018	Oct. 07, 2019	Conducted (TH01-CB)
RF Cable-high	Woken	RG402	High Cable-10	1 GHz –26.5 GHz	Oct. 11, 2017	Oct. 10, 2018	Conducted (TH01-CB)
RF Cable-high	Woken	RG402	High Cable-06	1 GHz – 26.5 GHz	Oct. 08, 2018	Oct. 07, 2019	Conducted (TH01-CB)
Power Sensor	Agilent	U2021XA	MY53410001	50MHz~18GHz	Nov. 20, 2017	Nov. 19, 2018	Conducted (TH01-CB)
Power Sensor	Agilent	U2021XA	MY53410001	50MHz~18GHz	Nov. 05, 2018	Nov. 04, 2019	Conducted (TH01-CB)

Note: Calibration Interval of instruments listed above is one year.

Summary

Mode	Max-N dB (Hz)	Max-OBW (Hz)	ITU-Code	Min-N dB (Hz)	Min-OBW (Hz)
2.4-2.4835GHz	-	-	-	-	-
802.11ac VHT20-BF_Nss1,(MCS0)_4TX	17.575M	17.791M	17M8D1D	17.3M	17.691M
802.11ac VHT40-BF_Nss1,(MCS0)_4TX	36.35M	36.332M	36M3D1D	35.7M	36.082M
802.11ax HEW20-BF_Nss1,(MCS0)_4TX	18.975M	19.015M	19M0D1D	18.675M	18.916M
802.11ax HEW40-BF_Nss1,(MCS0)_4TX	37.6M	37.681M	37M7D1D	36.3M	37.481M

Max-N dB = Maximum 6dB down bandwidth; **Max-OBW** = Maximum 99% occupied bandwidth;
Min-N dB = Minimum 6dB down bandwidth; **Min-OBW** = Minimum 99% occupied bandwidth;

Result

Mode	Result	Limit (Hz)	Port 1-N dB (Hz)	Port 1-OBW (Hz)	Port 2-N dB (Hz)	Port 2-OBW (Hz)	Port 3-N dB (Hz)	Port 3-OBW (Hz)	Port 4-N dB (Hz)	Port 4-OBW (Hz)
802.11ac VHT20-BF_Nss1,(MCS0)_4TX	-	-	-	-	-	-	-	-	-	-
2412MHz	Pass	500k	17.55M	17.741M	17.575M	17.716M	17.575M	17.691M	17.575M	17.741M
2437MHz	Pass	500k	17.55M	17.766M	17.55M	17.716M	17.575M	17.716M	17.575M	17.791M
2462MHz	Pass	500k	17.3M	17.691M	17.575M	17.766M	17.575M	17.691M	17.575M	17.716M
802.11ac VHT40-BF_Nss1,(MCS0)_4TX	-	-	-	-	-	-	-	-	-	-
2422MHz	Pass	500k	36.3M	36.182M	36.3M	36.132M	36.3M	36.082M	36.3M	36.232M
2437MHz	Pass	500k	36.3M	36.332M	36.3M	36.282M	35.7M	36.232M	36.3M	36.182M
2452MHz	Pass	500k	36.05M	36.132M	36.35M	36.282M	36.3M	36.282M	36.35M	36.232M
802.11ax HEW20-BF_Nss1,(MCS0)_4TX	-	-	-	-	-	-	-	-	-	-
2412MHz	Pass	500k	18.95M	18.916M	18.725M	18.966M	18.875M	18.966M	18.875M	18.991M
2437MHz	Pass	500k	18.925M	18.991M	18.925M	18.941M	18.925M	18.966M	18.975M	19.015M
2462MHz	Pass	500k	18.8M	18.966M	18.95M	18.966M	18.675M	18.966M	18.925M	18.941M
802.11ax HEW40-BF_Nss1,(MCS0)_4TX	-	-	-	-	-	-	-	-	-	-
2422MHz	Pass	500k	37.2M	37.581M	36.3M	37.481M	37.45M	37.481M	37.25M	37.581M
2437MHz	Pass	500k	36.9M	37.581M	37.35M	37.631M	37.5M	37.531M	37.35M	37.581M
2452MHz	Pass	500k	37.25M	37.481M	37.3M	37.681M	37.6M	37.531M	36.5M	37.481M

Port X-N dB = Port **X** 6dB down bandwidth; **Port X-OBW** = Port **X** 99% occupied bandwidth;

802.11ac VHT20-BF_Nss1,(MCS0)_4TX EBW

2412MHz

24/12/2018

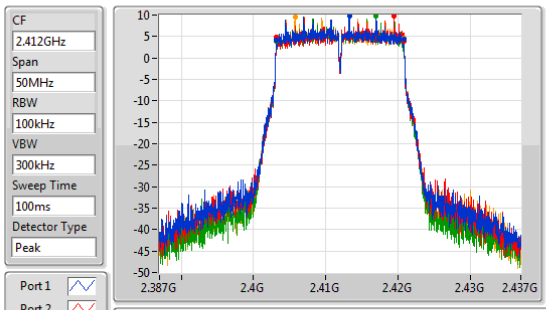

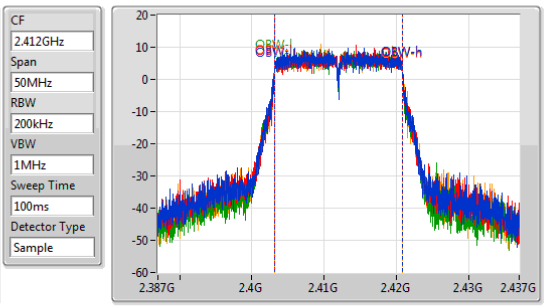

6dB(Hz)	Fl-6dB(Hz)	Fh-6dB(Hz)	OBW(Hz)	Fl-OBW(Hz)	Fh-OBW(Hz)	Limit(Hz)	Port
17.55M	2.403225G	2.420775G	17.741M	2.403104G	2.420846G	500k	1
17.575M	2.403225G	2.4208G	17.716M	2.403154G	2.420871G	500k	2
17.575M	2.4032G	2.420775G	17.691M	2.403154G	2.420846G	500k	3
17.575M	2.4032G	2.420775G	17.741M	2.403129G	2.420871G	500k	4

802.11ac VHT20-BF_Nss1,(MCS0)_4TX EBW

2437MHz

24/12/2018

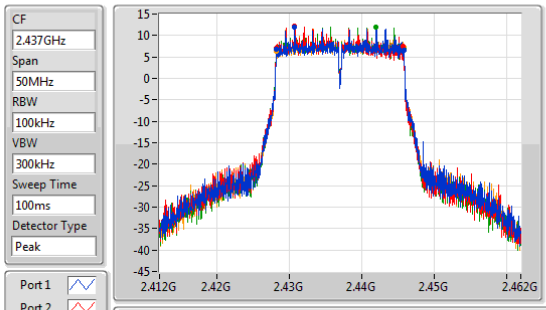

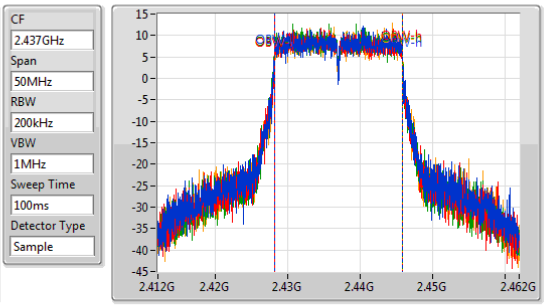

6dB(Hz)	Fl-6dB(Hz)	Fh-6dB(Hz)	OBW(Hz)	Fl-OBW(Hz)	Fh-OBW(Hz)	Limit(Hz)	Port
17.55M	2.428225G	2.445775G	17.766M	2.428104G	2.445871G	500k	1
17.55M	2.4282G	2.44575G	17.716M	2.428104G	2.445821G	500k	2
17.575M	2.4282G	2.445775G	17.716M	2.428104G	2.445821G	500k	3
17.575M	2.4282G	2.445775G	17.791M	2.428104G	2.445896G	500k	4

802.11ac VHT20-BF_Nss1,(MCS0)_4TX EBW

2462MHz

24/12/2018

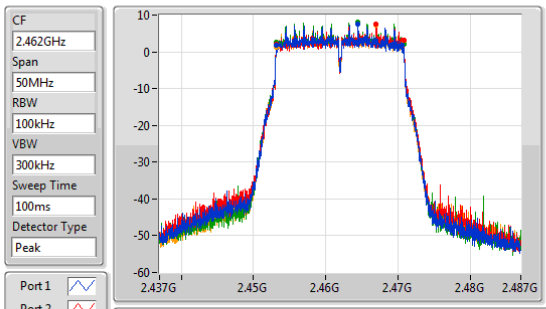

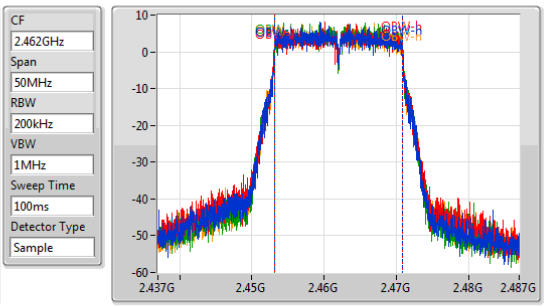

6dB(Hz)	Fl-6dB(Hz)	Fh-6dB(Hz)	OBW(Hz)	Fl-OBW(Hz)	Fh-OBW(Hz)	Limit(Hz)	Port
17.3M	2.453225G	2.470525G	17.691M	2.453129G	2.470821G	500k	1
17.575M	2.4532G	2.470775G	17.766M	2.453104G	2.470871G	500k	2
17.575M	2.4532G	2.470775G	17.691M	2.453129G	2.470821G	500k	3
17.575M	2.4532G	2.470775G	17.716M	2.453104G	2.470821G	500k	4

802.11ac VHT40-BF_Nss1,(MCS0)_4TX EBW

2422MHz

24/12/2018

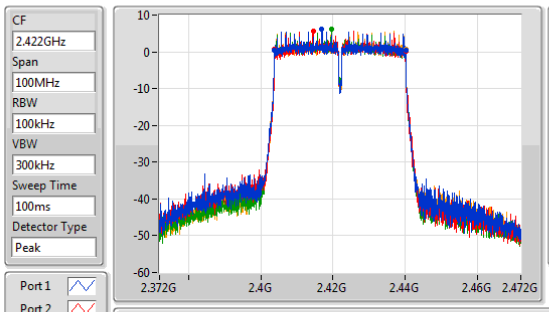

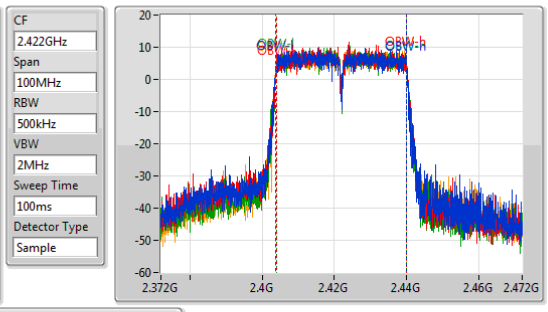

6dB(Hz)	Fl-6dB(Hz)	Fh-6dB(Hz)	OBW(Hz)	Fl-OBW(Hz)	Fh-OBW(Hz)	Limit(Hz)	Port
36.3M	2.40385G	2.44015G	36.182M	2.403859G	2.440041G	500k	1
36.3M	2.40385G	2.44015G	36.132M	2.403909G	2.440041G	500k	2
36.3M	2.40385G	2.44015G	36.082M	2.403909G	2.439991G	500k	3
36.3M	2.40385G	2.44015G	36.232M	2.403859G	2.440091G	500k	4

802.11ac VHT40-BF_Nss1,(MCS0)_4TX EBW

2437MHz

24/12/2018

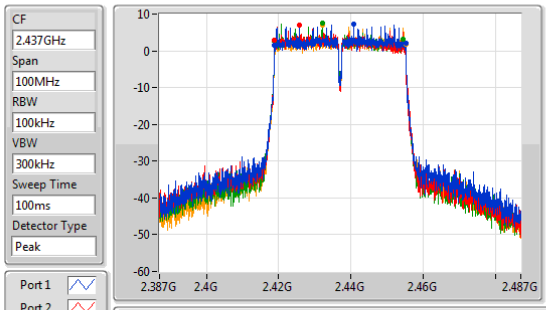

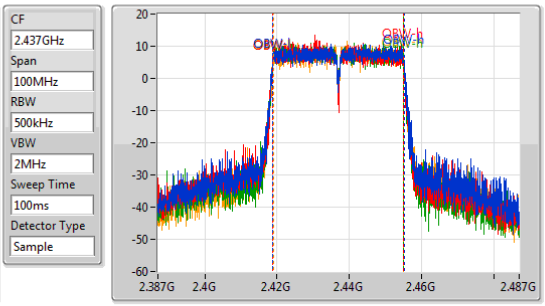

6dB(Hz)	Fl-6dB(Hz)	Fh-6dB(Hz)	OBW(Hz)	Fl-OBW(Hz)	Fh-OBW(Hz)	Limit(Hz)	Port
36.3M	2.41885G	2.45515G	36.332M	2.418809G	2.455141G	500k	1
36.3M	2.41885G	2.45515G	36.282M	2.418809G	2.455091G	500k	2
35.7M	2.4188G	2.4545G	36.232M	2.418809G	2.455041G	500k	3
36.3M	2.41885G	2.45515G	36.182M	2.418909G	2.455091G	500k	4

802.11ac VHT40-BF_Nss1,(MCS0)_4TX EBW

2452MHz

24/12/2018

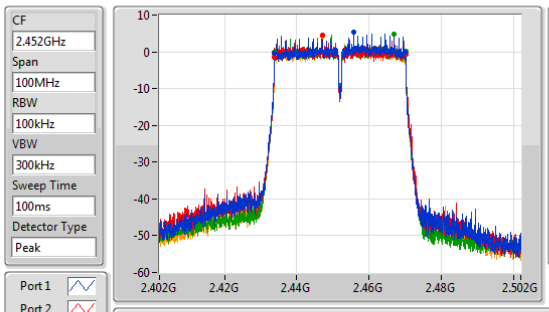

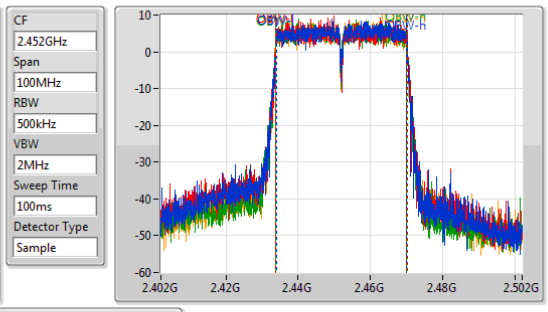

6dB(Hz)	Fl-6dB(Hz)	Fh-6dB(Hz)	OBW(Hz)	Fl-OBW(Hz)	Fh-OBW(Hz)	Limit(Hz)	Port
36.05M	2.43385G	2.4699G	36.132M	2.433909G	2.470041G	500k	1
36.35M	2.4338G	2.47015G	36.282M	2.433859G	2.470141G	500k	2
36.3M	2.43385G	2.47015G	36.282M	2.433809G	2.470091G	500k	3
36.35M	2.4338G	2.47015G	36.232M	2.433859G	2.470091G	500k	4

802.11ax HEW20-BF_Nss1,(MCS0)_4TX EBW

2412MHz

24/12/2018

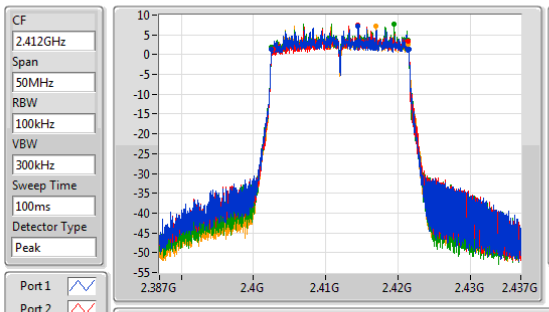

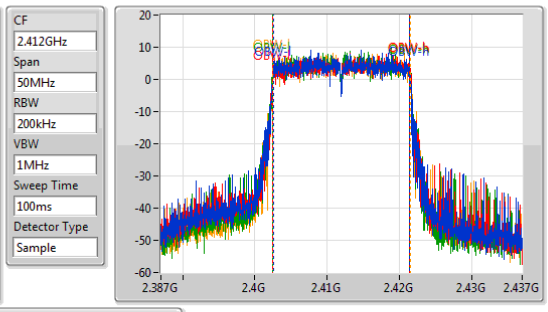

6dB(Hz)	Fl-6dB(Hz)	Fh-6dB(Hz)	OBW(Hz)	Fl-OBW(Hz)	Fh-OBW(Hz)	Limit(Hz)	Port
18.95M	2.402525G	2.421475G	18.916M	2.40253G	2.421445G	500k	1
18.725M	2.402725G	2.42145G	18.966M	2.402505G	2.42147G	500k	2
18.875M	2.402525G	2.4214G	18.966M	2.402505G	2.42147G	500k	3
18.875M	2.402575G	2.42145G	18.991M	2.402505G	2.421495G	500k	4

802.11ax HEW20-BF_Nss1,(MCS0)_4TX EBW

2437MHz

24/12/2018

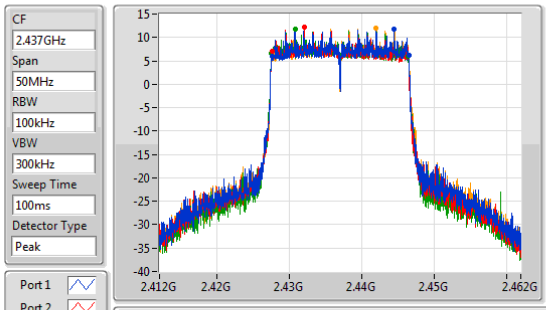

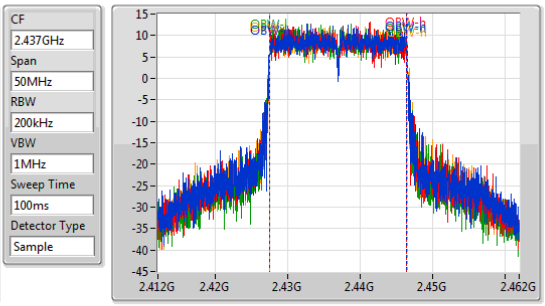

6dB(Hz)	Fl-6dB(Hz)	Fh-6dB(Hz)	OBW(Hz)	Fl-OBW(Hz)	Fh-OBW(Hz)	Limit(Hz)	Port
18.925M	2.42755G	2.446475G	18.991M	2.42748G	2.44647G	500k	1
18.925M	2.42755G	2.446475G	18.941M	2.42748G	2.44642G	500k	2
18.925M	2.427525G	2.44645G	18.966M	2.42748G	2.446445G	500k	3
18.975M	2.427575G	2.44655G	19.015M	2.42748G	2.446495G	500k	4

802.11ax HEW20-BF_Nss1,(MCS0)_4TX EBW

2462MHz

24/12/2018

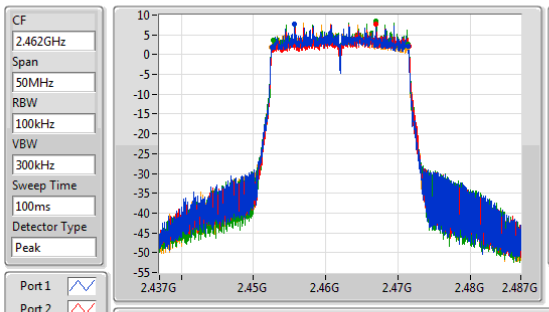

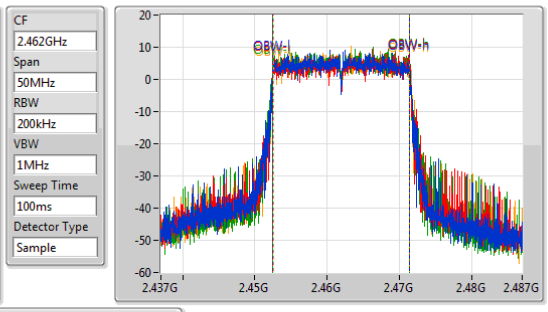

6dB(Hz)	Fl-6dB(Hz)	Fh-6dB(Hz)	OBW(Hz)	Fl-OBW(Hz)	Fh-OBW(Hz)	Limit(Hz)	Port
18.8M	2.45255G	2.47135G	18.966M	2.45248G	2.471445G	500k	1
18.95M	2.45255G	2.4715G	18.966M	2.452505G	2.47147G	500k	2
18.675M	2.452775G	2.47145G	18.966M	2.452505G	2.47147G	500k	3
18.925M	2.452525G	2.47145G	18.941M	2.45253G	2.47147G	500k	4

802.11ax HEW40-BF_Nss1,(MCS0)_4TX EBW

2422MHz

24/12/2018

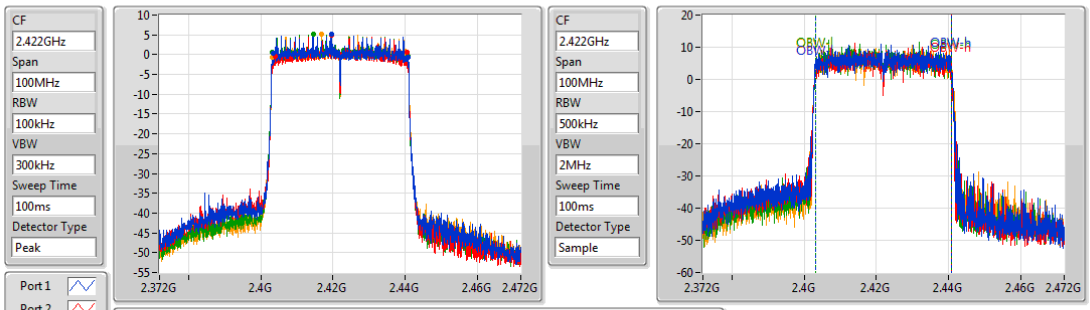

6dB(Hz)	Fl-6dB(Hz)	Fh-6dB(Hz)	OBW(Hz)	Fl-OBW(Hz)	Fh-OBW(Hz)	Limit(Hz)	Port
37.2M	2.40355G	2.44075G	37.581M	2.403159G	2.440741G	500k	1
36.3M	2.4041G	2.4404G	37.481M	2.403259G	2.440741G	500k	2
37.45M	2.40325G	2.4407G	37.481M	2.403209G	2.440691G	500k	3
37.25M	2.4032G	2.44045G	37.581M	2.403209G	2.440791G	500k	4

802.11ax HEW40-BF_Nss1,(MCS0)_4TX EBW

2437MHz

24/12/2018

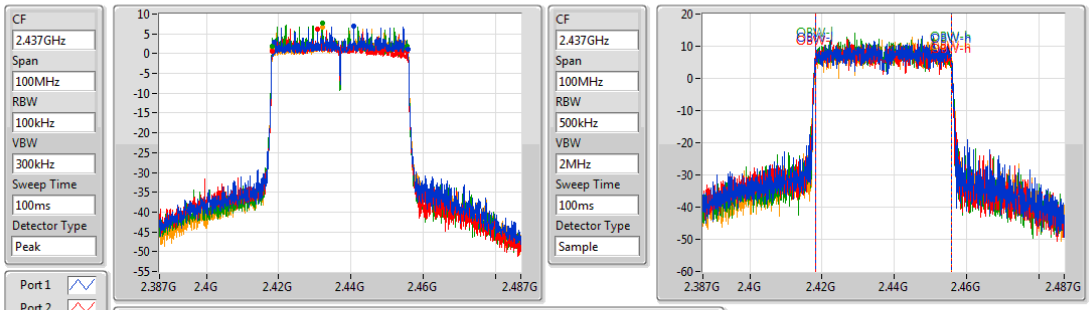

6dB(Hz)	Fl-6dB(Hz)	Fh-6dB(Hz)	OBW(Hz)	Fl-OBW(Hz)	Fh-OBW(Hz)	Limit(Hz)	Port
36.9M	2.41885G	2.45575G	37.581M	2.418159G	2.455741G	500k	1
37.35M	2.41815G	2.4555G	37.631M	2.418059G	2.455691G	500k	2
37.5M	2.41815G	2.45565G	37.531M	2.418209G	2.455741G	500k	3
37.35M	2.4182G	2.45555G	37.581M	2.418209G	2.455791G	500k	4

802.11ax HEW40-BF_Nss1,(MCS0)_4TX EBW

2452MHz

24/12/2018

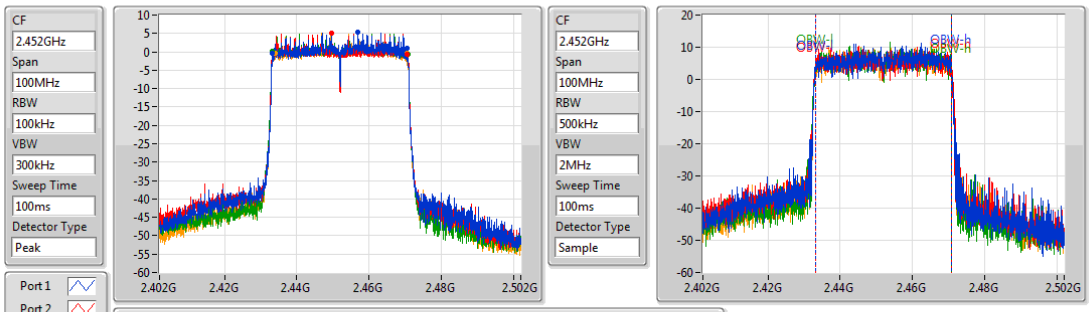

6dB(Hz)	Fl-6dB(Hz)	Fh-6dB(Hz)	OBW(Hz)	Fl-OBW(Hz)	Fh-OBW(Hz)	Limit(Hz)	Port
37.25M	2.43315G	2.4704G	37.481M	2.433209G	2.470691G	500k	1
37.3M	2.4332G	2.4705G	37.681M	2.433109G	2.470791G	500k	2
37.6M	2.43315G	2.47075G	37.531M	2.433159G	2.470691G	500k	3
36.5M	2.4339G	2.4704G	37.481M	2.433259G	2.470741G	500k	4

Summary

Mode	Total Power (dBm)	Total Power (W)
2.4-2.4835GHz	-	-
802.11ac VHT20-BF_Nss1,(MCS0)_4TX	29.87	0.97051
802.11ac VHT40-BF_Nss1,(MCS0)_4TX	27.55	0.56885
802.11ax HEW20-BF_Nss1,(MCS0)_4TX	29.87	0.97051
802.11ax HEW40-BF_Nss1,(MCS0)_4TX	27.56	0.57016

Result

Mode	Result	DG (dBi)	Port 1 (dBm)	Port 2 (dBm)	Port 3 (dBm)	Port 4 (dBm)	Total Power (dBm)	Power Limit (dBm)
802.11ac VHT20-BF_Nss1,(MCS0)_4TX	-	-	-	-	-	-	-	-
2412MHz	Pass	5.35	21.68	21.39	21.52	21.58	27.56	30.00
2417MHz	Pass	5.35	22.87	23.23	23.28	23.11	29.15	30.00
2422MHz	Pass	5.35	23.72	23.78	23.81	23.85	29.81	30.00
2427MHz	Pass	5.35	24.09	23.67	23.85	23.79	29.87	30.00
2432MHz	Pass	5.35	23.81	23.48	23.81	23.89	29.77	30.00
2437MHz	Pass	5.35	23.91	23.61	23.76	23.89	29.81	30.00
2442MHz	Pass	5.35	23.74	23.62	23.98	23.81	29.81	30.00
2447MHz	Pass	5.35	23.79	23.59	24.03	23.69	29.80	30.00
2452MHz	Pass	5.35	23.74	23.61	23.82	23.77	29.76	30.00
2457MHz	Pass	5.35	23.10	23.20	23.34	23.18	29.23	30.00
2462MHz	Pass	5.35	19.33	19.31	19.91	19.31	25.49	30.00
802.11ac VHT40-BF_Nss1,(MCS0)_4TX	-	-	-	-	-	-	-	-
2422MHz	Pass	5.35	20.38	20.34	20.36	20.34	26.38	30.00
2427MHz	Pass	5.35	20.58	20.16	20.30	20.38	26.38	30.00
2432MHz	Pass	5.35	20.71	20.51	20.74	20.50	26.64	30.00
2437MHz	Pass	5.35	21.71	21.39	21.62	21.40	27.55	30.00
2442MHz	Pass	5.35	20.73	20.54	20.49	20.55	26.60	30.00
2447MHz	Pass	5.35	20.83	20.53	20.49	20.40	26.59	30.00
2452MHz	Pass	5.35	19.49	18.99	19.35	19.18	25.28	30.00
802.11ax HEW20-BF_Nss1,(MCS0)_4TX	-	-	-	-	-	-	-	-
2412MHz	Pass	5.35	19.40	19.27	19.57	19.35	25.42	30.00
2417MHz	Pass	5.35	21.47	21.61	21.79	21.94	27.73	30.00
2422MHz	Pass	5.35	23.87	23.61	23.62	23.82	29.75	30.00
2427MHz	Pass	5.35	23.91	23.80	23.82	23.85	29.87	30.00
2432MHz	Pass	5.35	23.66	23.74	23.86	23.62	29.74	30.00
2437MHz	Pass	5.35	23.98	23.74	23.62	23.73	29.79	30.00
2442MHz	Pass	5.35	24.01	23.72	23.74	23.69	29.81	30.00
2447MHz	Pass	5.35	23.82	23.69	23.85	23.78	29.81	30.00
2452MHz	Pass	5.35	23.16	23.31	23.21	23.02	29.20	30.00
2457MHz	Pass	5.35	22.61	22.20	22.44	22.24	28.40	30.00
2462MHz	Pass	5.35	20.12	20.14	20.42	20.01	26.20	30.00
802.11ax HEW40-BF_Nss1,(MCS0)_4TX	-	-	-	-	-	-	-	-
2422MHz	Pass	5.35	19.81	19.61	19.89	19.75	25.79	30.00
2427MHz	Pass	5.35	20.36	19.98	20.48	20.29	26.30	30.00
2432MHz	Pass	5.35	20.44	20.11	20.50	20.45	26.40	30.00
2437MHz	Pass	5.35	21.67	21.28	21.71	21.47	27.56	30.00
2442MHz	Pass	5.35	21.09	20.73	20.83	20.73	26.87	30.00
2447MHz	Pass	5.35	20.40	20.09	20.44	20.17	26.30	30.00
2452MHz	Pass	5.35	20.10	19.91	20.12	19.62	25.96	30.00

DG = Directional Gain; **Port X** = Port X output power
Note : Conducted average output power is for reference only

Summary

Mode	PD (dBm/RBW)
2.4-2.4835GHz	-
802.11ac VHT20-BF_Nss1,(MCS0)_4TX	3.19
802.11ac VHT40-BF_Nss1,(MCS0)_4TX	0.08
802.11ax HEW20-BF_Nss1,(MCS0)_4TX	5.10
802.11ax HEW40-BF_Nss1,(MCS0)_4TX	-1.02

RBW=3kHz.

Result

Mode	Result	DG (dBi)	Port 1 (dBm/RBW)	Port 2 (dBm/RBW)	Port 3 (dBm/RBW)	Port 4 (dBm/RBW)	PD (dBm/RBW)	PD Limit (dBm/RBW)
802.11ac VHT20-BF_Nss1,(MCS0)_4TX	-	-	-	-	-	-	-	-
2412MHz	Pass	5.35	-4.70	-4.83	-4.28	-4.38	1.23	8.00
2437MHz	Pass	5.35	-2.46	-2.03	-2.22	-1.78	3.19	8.00
2462MHz	Pass	5.35	-6.72	-6.90	-6.36	-7.14	-0.79	8.00
802.11ac VHT40-BF_Nss1,(MCS0)_4TX	-	-	-	-	-	-	-	-
2422MHz	Pass	5.35	-7.41	-6.72	-7.28	-8.34	-1.89	8.00
2437MHz	Pass	5.35	-6.05	-6.11	-5.45	-6.21	0.08	8.00
2452MHz	Pass	5.35	-9.24	-9.55	-9.54	-8.60	-3.83	8.00
802.11ax HEW20-BF_Nss1,(MCS0)_4TX	-	-	-	-	-	-	-	-
2412MHz	Pass	5.35	-5.65	-7.13	-5.90	-5.58	-0.82	8.00
2437MHz	Pass	5.35	-1.31	-0.74	-0.70	-0.92	5.10	8.00
2462MHz	Pass	5.35	-6.53	-5.44	-4.54	-4.66	0.79	8.00
802.11ax HEW40-BF_Nss1,(MCS0)_4TX	-	-	-	-	-	-	-	-
2422MHz	Pass	5.35	-8.75	-10.45	-8.06	-9.60	-3.18	8.00
2437MHz	Pass	5.35	-7.03	-7.22	-6.46	-7.54	-1.02	8.00
2452MHz	Pass	5.35	-8.88	-9.01	-9.32	-10.39	-3.45	8.00

DG = Directional Gain; RBW=3kHz;
PD = trace bin-by-bin of each transmits port summing can be performed maximum power density; **Port X** = Port Xpower density;

802.11ac VHT20-BF_Nss1,(MCS0)_4TX PSD

2412MHz

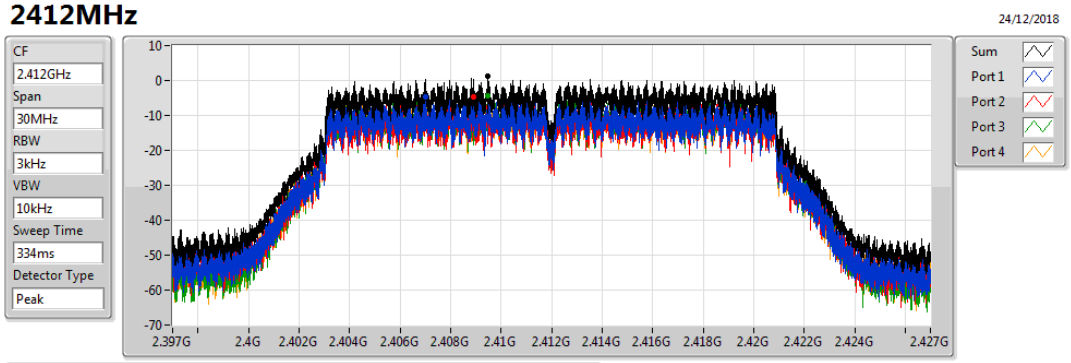

Sum	PD	Port 1	Port 2	Port 3	Port 4
(dBm/RBW)	(dBm/RBW)	(dBm/RBW)	(dBm/RBW)	(dBm/RBW)	(dBm/RBW)
1.23	1.23	-4.70	-4.83	-4.28	-4.38

802.11ac VHT20-BF_Nss1,(MCS0)_4TX PSD

2437MHz

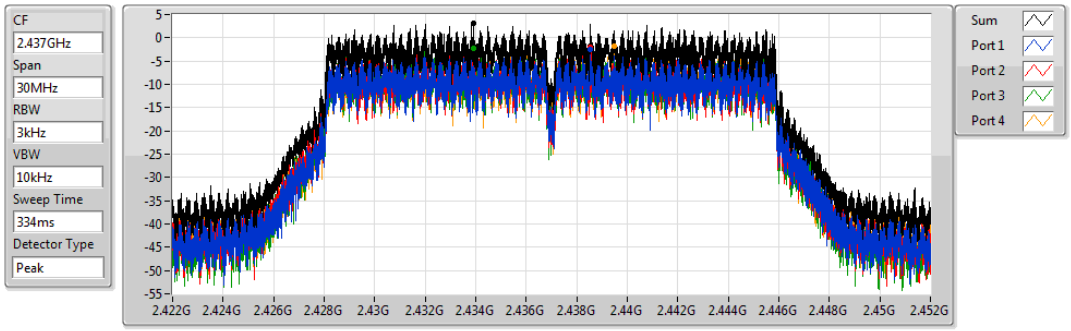

Sum	PD	Port 1	Port 2	Port 3	Port 4
(dBm/RBW)	(dBm/RBW)	(dBm/RBW)	(dBm/RBW)	(dBm/RBW)	(dBm/RBW)
3.19	3.19	-2.46	-2.03	-2.22	-1.78

802.11ac VHT20-BF_Nss1,(MCS0)_4TX PSD

2462MHz

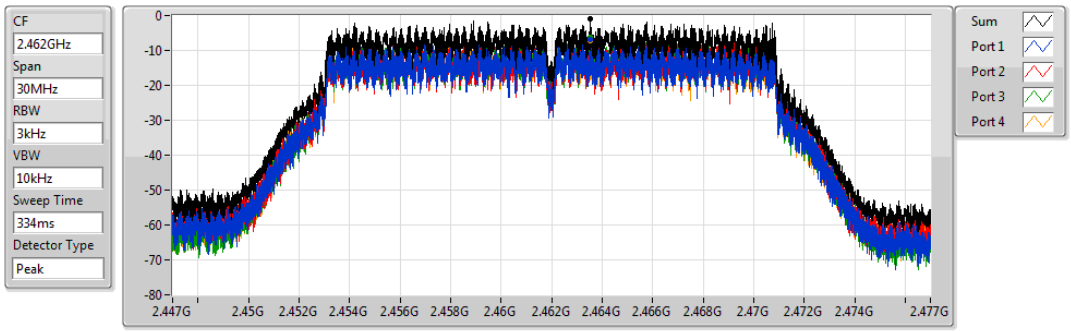

Sum	PD	Port 1	Port 2	Port 3	Port 4
(dBm/RBW)	(dBm/RBW)	(dBm/RBW)	(dBm/RBW)	(dBm/RBW)	(dBm/RBW)
-0.79	-0.79	-6.72	-6.90	-6.36	-7.14

802.11ac VHT40-BF_Nss1,(MCS0)_4TX PSD

2422MHz

24/12/2018

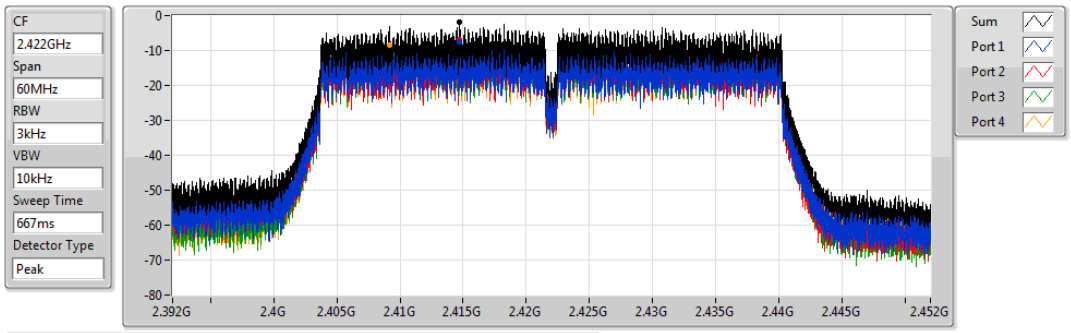

Sum	PD	Port 1	Port 2	Port 3	Port 4
(dBm/RBW)	(dBm/RBW)	(dBm/RBW)	(dBm/RBW)	(dBm/RBW)	(dBm/RBW)
-1.89	-1.89	-7.41	-6.72	-7.28	-8.34

802.11ac VHT40-BF_Nss1,(MCS0)_4TX PSD

2437MHz

24/12/2018

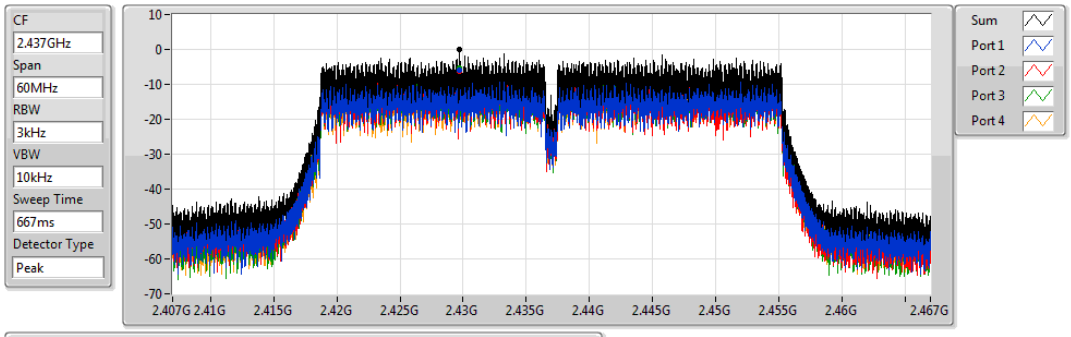

Sum	PD	Port 1	Port 2	Port 3	Port 4
(dBm/RBW)	(dBm/RBW)	(dBm/RBW)	(dBm/RBW)	(dBm/RBW)	(dBm/RBW)
0.08	0.08	-6.05	-6.11	-5.45	-6.21

802.11ac VHT40-BF_Nss1,(MCS0)_4TX PSD

2452MHz

24/12/2018

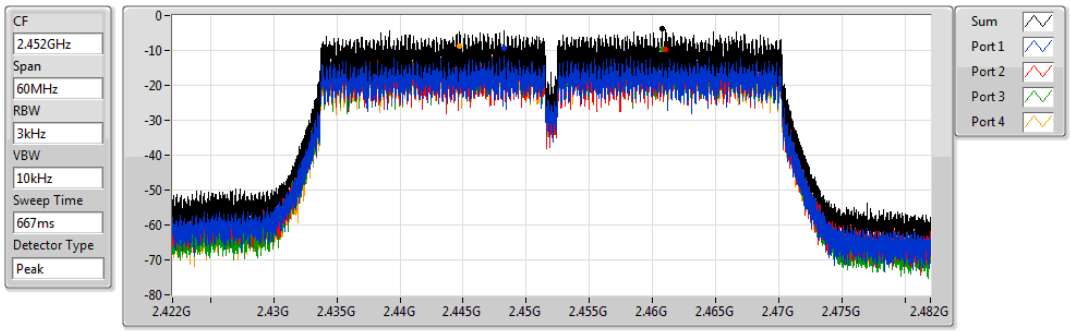

Sum	PD	Port 1	Port 2	Port 3	Port 4
(dBm/RBW)	(dBm/RBW)	(dBm/RBW)	(dBm/RBW)	(dBm/RBW)	(dBm/RBW)
-3.83	-3.83	-9.24	-9.55	-9.54	-8.60

802.11ax HEW20-BF_Nss1,(MCS0)_4TX PSD

2412MHz

24/12/2018

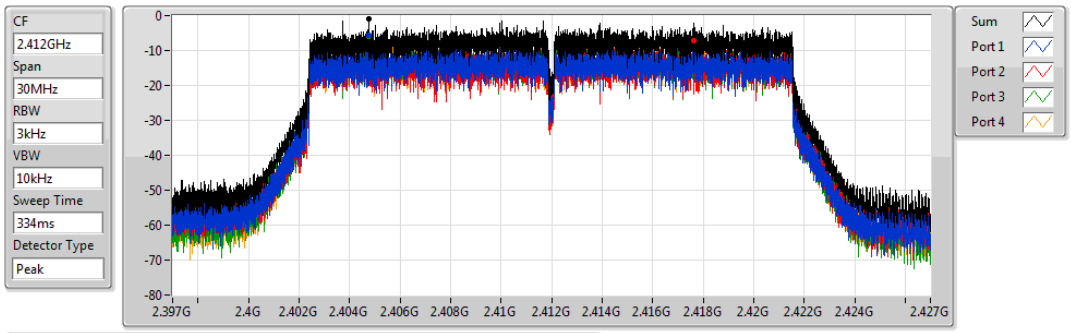

Sum	PD	Port 1	Port 2	Port 3	Port 4
(dBm/RBW)	(dBm/RBW)	(dBm/RBW)	(dBm/RBW)	(dBm/RBW)	(dBm/RBW)
-0.82	-0.82	-5.65	-7.13	-5.90	-5.58

802.11ax HEW20-BF_Nss1,(MCS0)_4TX PSD

2437MHz

24/12/2018

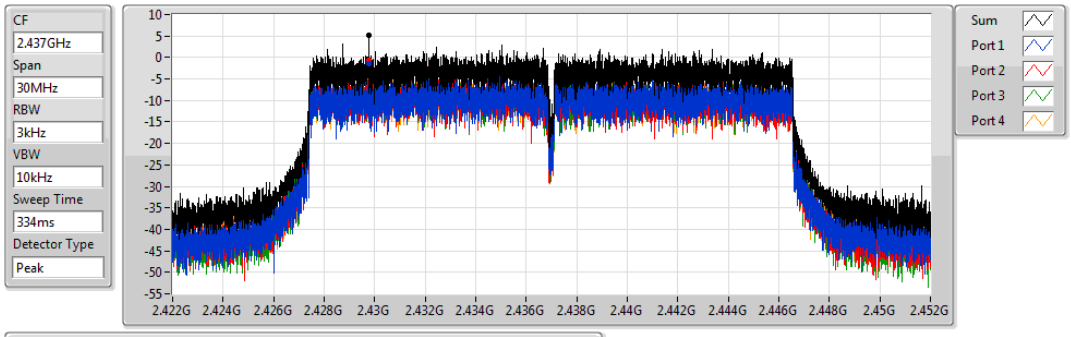

Sum	PD	Port 1	Port 2	Port 3	Port 4
(dBm/RBW)	(dBm/RBW)	(dBm/RBW)	(dBm/RBW)	(dBm/RBW)	(dBm/RBW)
5.10	5.10	-1.31	-0.74	-0.70	-0.92

802.11ax HEW20-BF_Nss1,(MCS0)_4TX PSD

2462MHz

24/12/2018

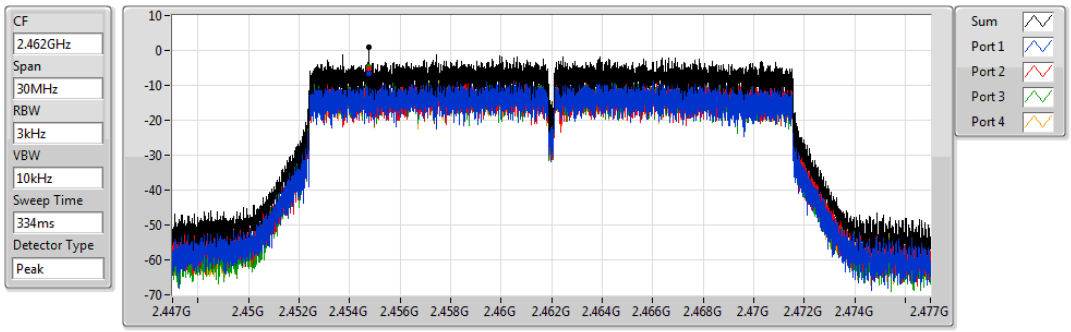

Sum	PD	Port 1	Port 2	Port 3	Port 4
(dBm/RBW)	(dBm/RBW)	(dBm/RBW)	(dBm/RBW)	(dBm/RBW)	(dBm/RBW)
0.79	0.79	-6.53	-5.44	-4.54	-4.66

802.11ax HEW40-BF_Nss1,(MCS0)_4TX PSD

2422MHz

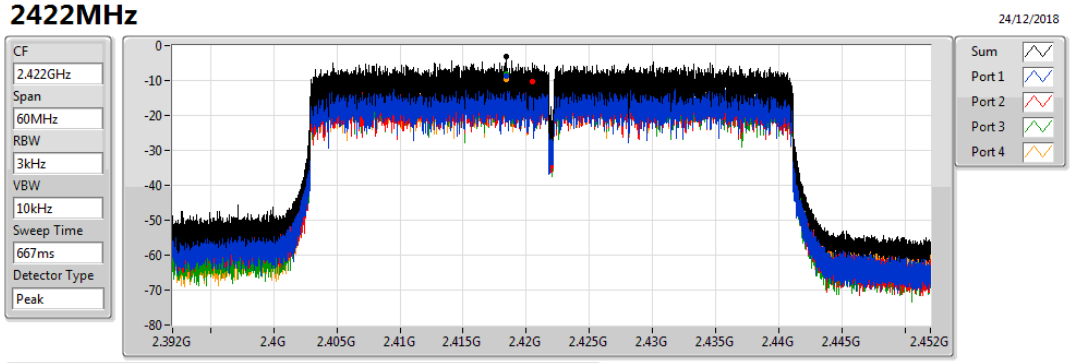

Sum	PD	Port 1	Port 2	Port 3	Port 4
(dBm/RBW)	(dBm/RBW)	(dBm/RBW)	(dBm/RBW)	(dBm/RBW)	(dBm/RBW)
-3.18	-3.18	-8.75	-10.45	-8.06	-9.60

802.11ax HEW40-BF_Nss1,(MCS0)_4TX PSD

2437MHz

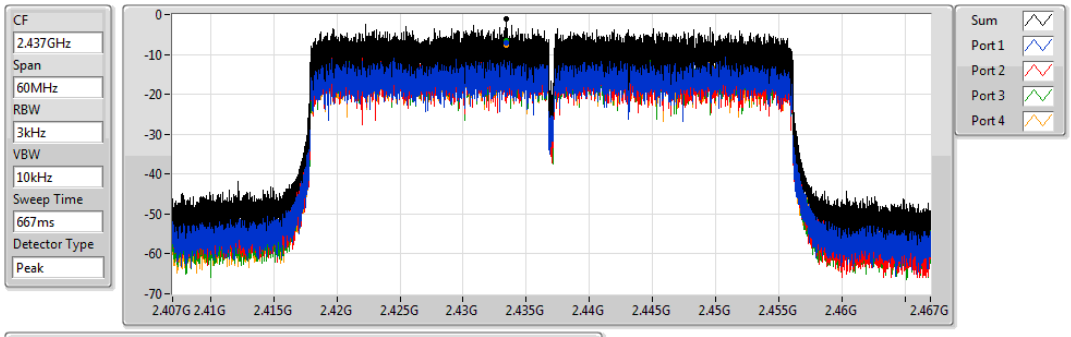

Sum	PD	Port 1	Port 2	Port 3	Port 4
(dBm/RBW)	(dBm/RBW)	(dBm/RBW)	(dBm/RBW)	(dBm/RBW)	(dBm/RBW)
-1.02	-1.02	-7.03	-7.22	-6.46	-7.54

802.11ax HEW40-BF_Nss1,(MCS0)_4TX PSD

2452MHz

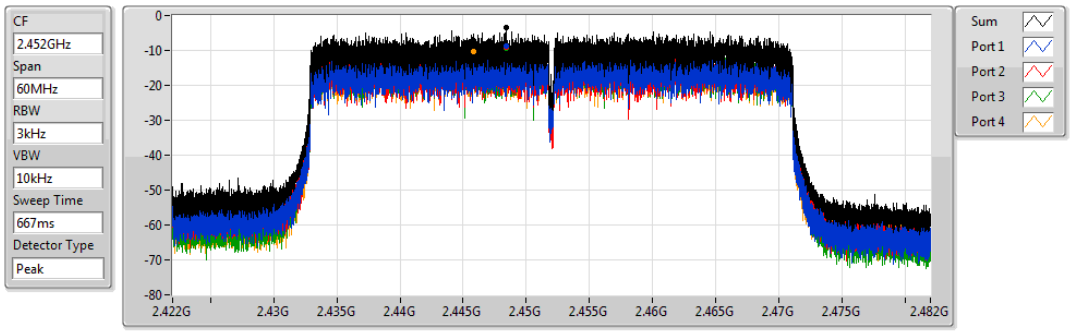

Sum	PD	Port 1	Port 2	Port 3	Port 4
(dBm/RBW)	(dBm/RBW)	(dBm/RBW)	(dBm/RBW)	(dBm/RBW)	(dBm/RBW)
-3.45	-3.45	-8.88	-9.01	-9.32	-10.39

Summary

Mode	Result	Ref (Hz)	Ref (dBm)	Limit (dBm)	Freq (Hz)	Level (dBm)	Freq (Hz)	Level (dBm)	Freq (Hz)	Level (dBm)	Freq (Hz)	Level (dBm)	Port
2.4-2.4835GHz	-	-	-	-	-	-	-	-	-	-	-	-	-
802.11ac VHT20-BF_Nss1,(MCS0)_4TX	Pass	2.44451G	12.11	-17.89	946.86M	-43.33	2.39854G	-29.08	2.5034G	-42.93	16.39993G	-35.45	1
802.11ac VHT40-BF_Nss1,(MCS0)_4TX	Pass	2.45448G	6.92	-23.08	624.26M	-43.54	2.39668G	-32.65	2.4995G	-43.47	16.58351G	-35.29	1
802.11ax HEW20-BF_Nss1,(MCS0)_4TX	Pass	2.43198G	11.85	-18.15	1.90303G	-44.02	2.39998G	-31.50	2.48932G	-42.69	24.69938G	-35.74	2
802.11ax HEW40-BF_Nss1,(MCS0)_4TX	Pass	2.43198G	7.09	-22.91	829.21M	-43.93	2.39952G	-31.84	2.4849G	-40.83	16.3339G	-36.10	2

Result

Mode	Result	Ref (Hz)	Ref (dBm)	Limit (dBm)	Freq (Hz)	Level (dBm)	Freq (Hz)	Level (dBm)	Freq (Hz)	Level (dBm)	Freq (Hz)	Level (dBm)	Port
802.11ac VHT20-BF_Nss1,(MCS0)_4TX	-	-	-	-	-	-	-	-	-	-	-	-	-
2412MHz	Pass	2.44451G	12.11	-17.89	946.86M	-43.33	2.39854G	-29.08	2.5034G	-42.93	16.39993G	-35.45	1
2412MHz	Pass	2.44451G	12.11	-17.89	834.43M	-43.86	2.3995G	-29.78	2.4994G	-43.41	24.87919G	-35.35	2
2412MHz	Pass	2.44451G	12.11	-17.89	757.25M	-42.69	2.3982G	-32.42	2.52074G	-42.53	24.92976G	-35.09	3
2412MHz	Pass	2.44451G	12.11	-17.89	849.87M	-43.94	2.39928G	-30.54	2.50932G	-42.67	16.28474G	-35.83	4
2437MHz	Pass	2.44451G	12.11	-17.89	776.77M	-43.40	2.39798G	-42.18	2.5235G	-43.15	16.57131G	-35.09	1
2437MHz	Pass	2.44451G	12.11	-17.89	2.19137G	-44.02	2.3973G	-39.46	2.5119G	-43.42	16.28193G	-34.75	2
2437MHz	Pass	2.44451G	12.11	-17.89	372.8M	-43.88	2.39612G	-41.32	2.4885G	-42.36	24.98314G	-35.07	3
2437MHz	Pass	2.44451G	12.11	-17.89	861.23M	-43.57	2.39694G	-40.76	2.5063G	-42.74	16.50107G	-34.96	4
2462MHz	Pass	2.44451G	12.11	-17.89	950.64M	-43.43	2.39256G	-44.37	2.48474G	-42.61	16.59098G	-35.30	1
2462MHz	Pass	2.44451G	12.11	-17.89	800.36M	-44.07	2.3936G	-43.89	2.5197G	-42.71	14.93615G	-35.49	2
2462MHz	Pass	2.44451G	12.11	-17.89	910.45M	-44.42	2.39756G	-43.43	2.48604G	-42.94	16.5376G	-35.17	3
2462MHz	Pass	2.44451G	12.11	-17.89	2.19719G	-43.36	2.39108G	-42.92	2.48526G	-42.85	17.47599G	-35.94	4
802.11ac VHT40-BF_Nss1,(MCS0)_4TX	-	-	-	-	-	-	-	-	-	-	-	-	-
2422MHz	Pass	2.45448G	6.92	-23.08	624.26M	-43.54	2.39668G	-32.65	2.4995G	-43.47	16.58351G	-35.29	1
2422MHz	Pass	2.45448G	6.92	-23.08	680.36M	-43.26	2.39952G	-32.92	2.5291G	-42.74	16.53022G	-34.91	2
2422MHz	Pass	2.45448G	6.92	-23.08	1.98194G	-43.72	2.39456G	-37.46	2.54478G	-43.18	24.9355G	-34.91	3
2422MHz	Pass	2.45448G	6.92	-23.08	603.07M	-43.04	2.39792G	-35.98	2.5359G	-43.58	16.91725G	-36.21	4
2437MHz	Pass	2.45448G	6.92	-23.08	937.99M	-43.51	2.39828G	-33.42	2.48878G	-39.19	16.32829G	-35.52	1
2437MHz	Pass	2.45448G	6.92	-23.08	688.95M	-43.41	2.3996G	-33.97	2.48846G	-40.93	16.47693G	-35.66	2
2437MHz	Pass	2.45448G	6.92	-23.08	2.14911G	-44.08	2.3996G	-36.14	2.4843G	-40.04	24.98317G	-34.91	3
2437MHz	Pass	2.45448G	6.92	-23.08	658.03M	-43.92	2.39964G	-35.87	2.49098G	-41.65	17.30709G	-35.39	4
2452MHz	Pass	2.45448G	6.92	-23.08	877.01M	-42.95	2.39716G	-43.11	2.4935G	-42.49	16.22172G	-35.68	1
2452MHz	Pass	2.45448G	6.92	-23.08	358.9M	-43.75	2.3988G	-43.52	2.48442G	-43.23	16.30866G	-35.71	2
2452MHz	Pass	2.45448G	6.92	-23.08	851.25M	-42.79	2.39264G	-43.85	2.55766G	-42.56	16.39841G	-36.12	3
2452MHz	Pass	2.45448G	6.92	-23.08	725.02M	-43.77	2.39632G	-43.80	2.4859G	-42.32	16.34792G	-35.40	4
802.11ax HEW20-BF_Nss1,(MCS0)_4TX	-	-	-	-	-	-	-	-	-	-	-	-	-
2412MHz	Pass	2.43198G	11.85	-18.15	870.26M	-43.22	2.39954G	-31.64	2.51138G	-43.31	21.71843G	-35.54	1
2412MHz	Pass	2.43198G	11.85	-18.15	1.90303G	-44.02	2.39998G	-31.50	2.48932G	-42.69	24.69938G	-35.74	2
2412MHz	Pass	2.43198G	11.85	-18.15	1.98079G	-42.64	2.39894G	-33.51	2.49716G	-43.23	16.57693G	-36.11	3
2412MHz	Pass	2.43198G	11.85	-18.15	735.41M	-44.14	2.39938G	-32.71	2.50382G	-43.01	24.94381G	-35.38	4
2437MHz	Pass	2.43198G	11.85	-18.15	868.8M	-44.17	2.39986G	-40.05	2.51844G	-42.02	21.68191G	-35.72	1
2437MHz	Pass	2.43198G	11.85	-18.15	912.78M	-43.81	2.3991G	-41.70	2.49374G	-42.66	24.94662G	-35.13	2
2437MHz	Pass	2.43198G	11.85	-18.15	894.43M	-40.35	2.39612G	-40.87	2.51926G	-42.59	16.3915G	-34.79	3
2437MHz	Pass	2.43198G	11.85	-18.15	865.6M	-43.88	2.39604G	-42.71	2.4929G	-42.52	16.52636G	-34.93	4
2462MHz	Pass	2.43198G	11.85	-18.15	1.81449G	-42.45	2.39284G	-44.35	2.48388G	-37.95	16.31283G	-36.05	1
2462MHz	Pass	2.43198G	11.85	-18.15	455.23M	-43.00	2.39406G	-42.74	2.48478G	-37.82	16.56288G	-34.34	2
2462MHz	Pass	2.43198G	11.85	-18.15	878.7M	-43.74	2.3967G	-43.66	2.48386G	-38.72	24.941G	-35.95	3
2462MHz	Pass	2.43198G	11.85	-18.15	801.81M	-43.90	2.39402G	-43.81	2.48418G	-37.65	24.46618G	-35.84	4
802.11ax HEW40-BF_Nss1,(MCS0)_4TX	-	-	-	-	-	-	-	-	-	-	-	-	-
2422MHz	Pass	2.43198G	7.09	-22.91	677.5M	-44.35	2.39732G	-37.24	2.55338G	-43.19	16.51339G	-35.44	1
2422MHz	Pass	2.43198G	7.09	-22.91	891.04M	-43.65	2.39952G	-33.71	2.50722G	-43.23	16.92006G	-34.53	2
2422MHz	Pass	2.43198G	7.09	-22.91	719M	-43.92	2.39712G	-36.40	2.4963G	-42.67	16.88921G	-35.01	3
2422MHz	Pass	2.43198G	7.09	-22.91	2.15512G	-43.30	2.39916G	-38.60	2.50486G	-42.49	24.95232G	-35.26	4
2437MHz	Pass	2.43198G	7.09	-22.91	768.81M	-43.75	2.39956G	-33.47	2.48682G	-41.09	15.27097G	-35.66	1
2437MHz	Pass	2.43198G	7.09	-22.91	829.21M	-43.93	2.39952G	-31.84	2.4849G	-40.83	16.3339G	-36.10	2
2437MHz	Pass	2.43198G	7.09	-22.91	879.02M	-43.31	2.39636G	-35.43	2.49042G	-42.95	16.90323G	-35.68	3

Mode	Result	Ref (Hz)	Ref (dBm)	Limit (dBm)	Freq (Hz)	Level (dBm)	Freq (Hz)	Level (dBm)	Freq (Hz)	Level (dBm)	Freq (Hz)	Level (dBm)	Port
2437MHz	Pass	2.43198G	7.09	-22.91	653.17M	-44.11	2.39984G	-38.14	2.48678G	-42.59	16.54705G	-35.41	4
2452MHz	Pass	2.43198G	7.09	-22.91	2.17716G	-44.11	2.39132G	-43.08	2.48362G	-39.66	24.87379G	-35.97	1
2452MHz	Pass	2.43198G	7.09	-22.91	650.88M	-44.20	2.3928G	-43.47	2.48654G	-39.26	24.59334G	-35.46	2
2452MHz	Pass	2.43198G	7.09	-22.91	674.92M	-44.01	2.39996G	-42.37	2.48478G	-41.89	16.31988G	-35.98	3
2452MHz	Pass	2.43198G	7.09	-22.91	820.91M	-43.27	2.39128G	-44.05	2.48434G	-40.01	16.51059G	-35.34	4

802.11ac VHT20-BF_Nss1,(MCS0)_4TX **CSE NdB**

2412MHz

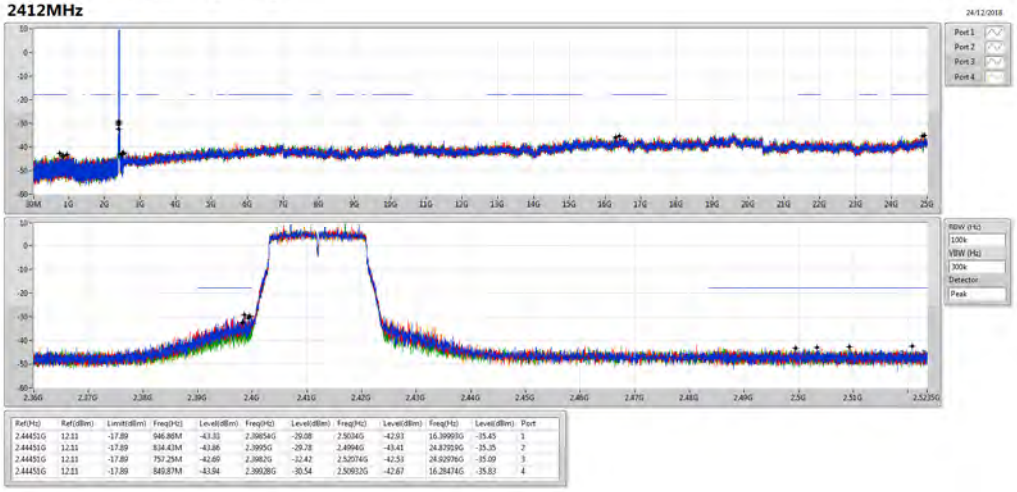

802.11ac VHT20-BF_Nss1,(MCS0)_4TX **CSE NdB**

2437MHz

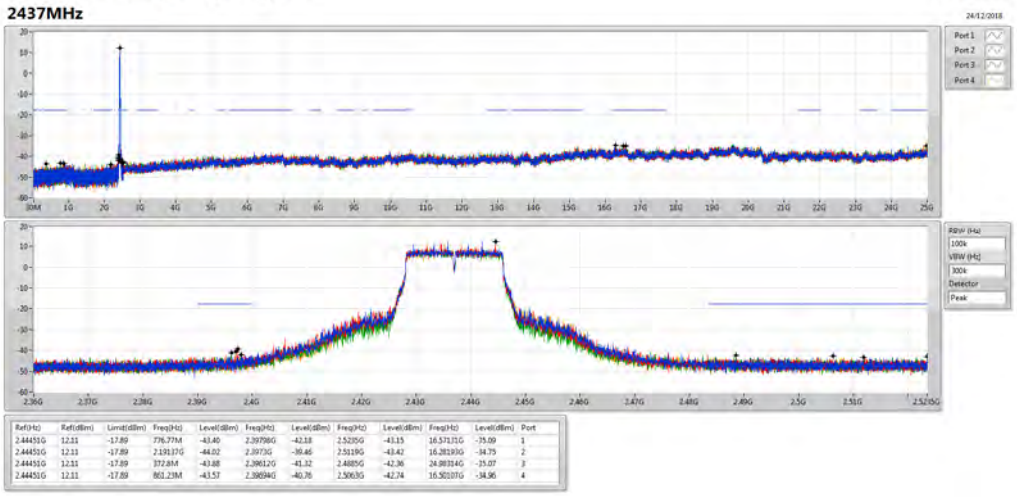

802.11ac VHT20-BF_Nss1,(MCS0)_4TX **CSE NdB**

2462MHz

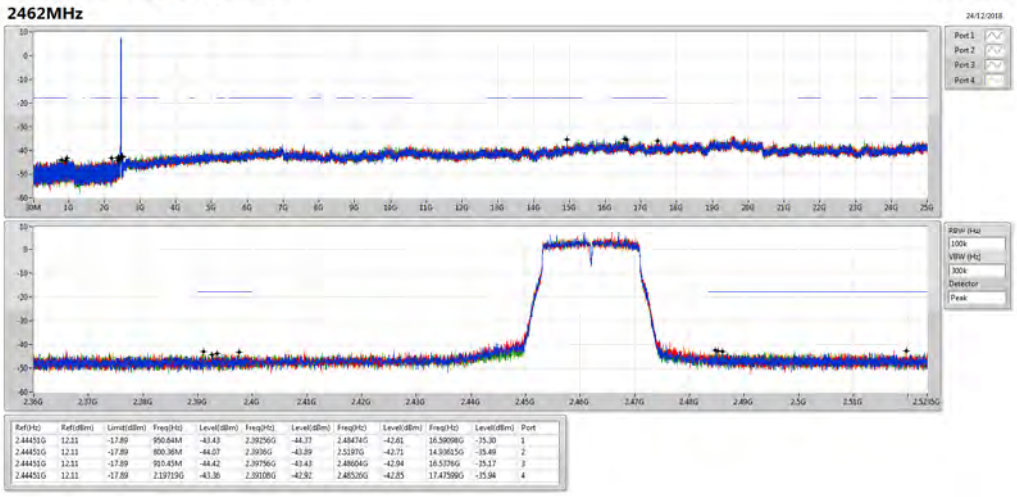

802.11ac VHT40-BF_Nss1,(MCS0)_4TX CSE NdB

2422MHz

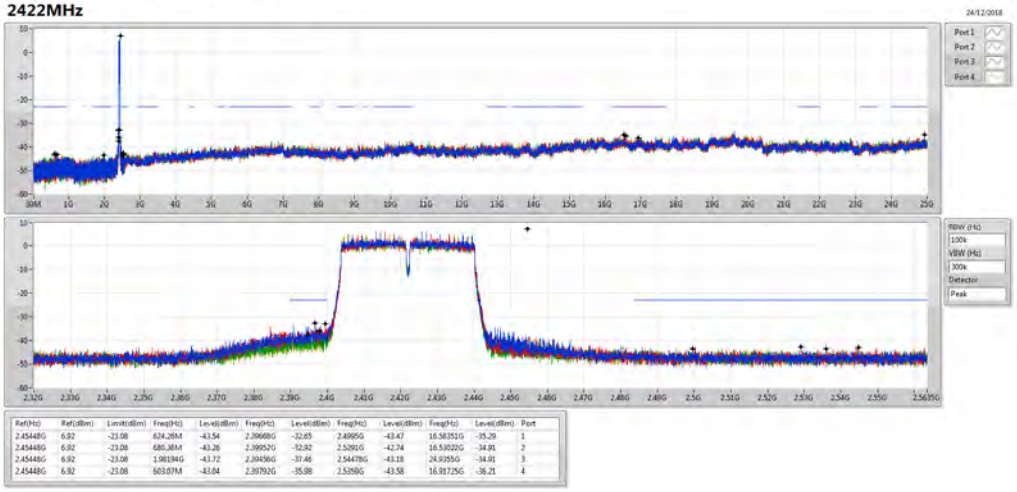

Ref(Hz)	Ref(dBm)	Limit(dBm)	Freq(Hz)	Level(dBm)	Freq(Hz)	Level(dBm)	Freq(Hz)	Level(dBm)	Freq(Hz)	Level(dBm)	Port
2.45448G	6.92	-23.08	624.26M	-43.54	2.39668G	-32.65	2.4995G	-43.47	16.58251G	-35.29	1
2.45448G	6.92	-23.08	680.38M	-43.26	2.39952G	-32.92	2.5291G	-42.74	16.53022G	-34.91	2
2.45448G	6.92	-23.08	1.98194G	-43.72	2.39456G	-37.46	2.54478G	-43.18	24.9155G	-34.91	3
2.45448G	6.92	-23.08	603.07M	-43.04	2.39792G	-35.98	2.52596G	-43.58	16.91725G	-36.21	4

802.11ac VHT40-BF_Nss1,(MCS0)_4TX CSE NdB

2437MHz

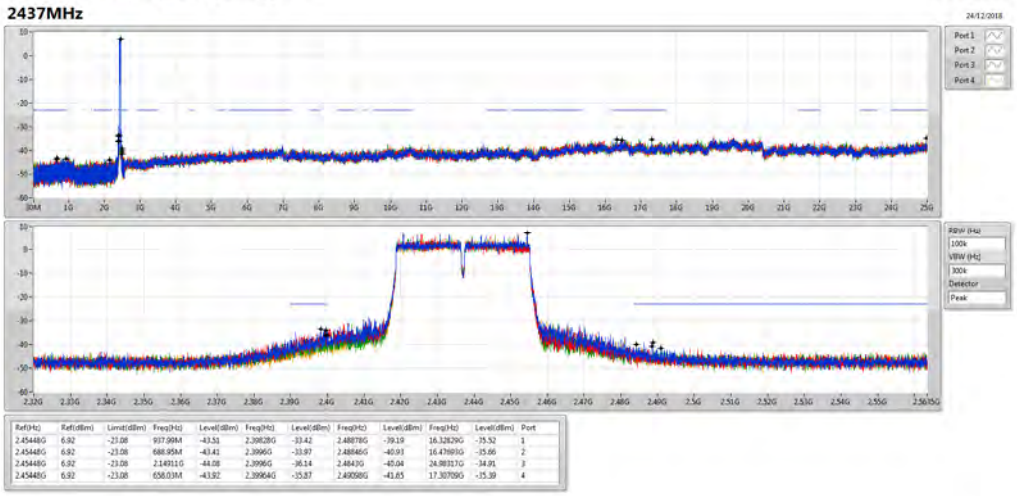

Ref(Hz)	Ref(dBm)	Limit(dBm)	Freq(Hz)	Level(dBm)	Freq(Hz)	Level(dBm)	Freq(Hz)	Level(dBm)	Freq(Hz)	Level(dBm)	Port
2.45448G	6.92	-23.08	937.99M	-43.51	2.39828G	-33.42	2.48878G	-39.19	16.32829G	-35.52	1
2.45448G	6.92	-23.08	688.95M	-43.41	2.3996G	-33.97	2.48846G	-40.93	16.47693G	-35.66	2
2.45448G	6.92	-23.08	2.14911G	-44.08	2.3996G	-36.14	2.4843G	-40.04	24.98317G	-34.91	3
2.45448G	6.92	-23.08	658.03M	-43.92	2.39964G	-35.87	2.49058G	-41.65	17.30709G	-35.39	4

802.11ac VHT40-BF_Nss1,(MCS0)_4TX CSE NdB

2452MHz

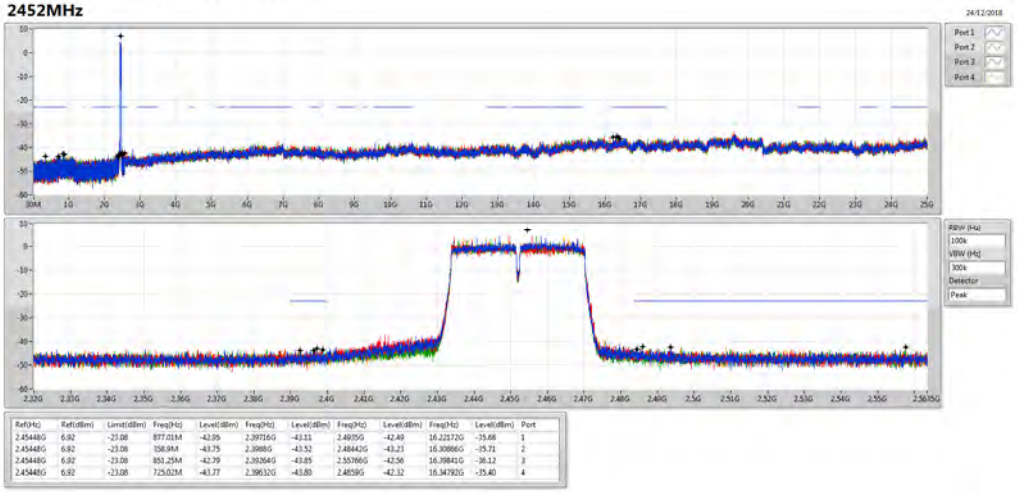

Ref(Hz)	Ref(dBm)	Limit(dBm)	Freq(Hz)	Level(dBm)	Freq(Hz)	Level(dBm)	Freq(Hz)	Level(dBm)	Freq(Hz)	Level(dBm)	Port
2.45448G	6.92	-23.08	877.01M	-42.95	2.39716G	-43.11	2.4935G	-42.49	16.22172G	-35.68	1
2.45448G	6.92	-23.08	158.9M	-43.75	2.3988G	-43.52	2.48442G	-43.23	16.30866G	-35.71	2
2.45448G	6.92	-23.08	851.25M	-42.79	2.39264G	-43.85	2.55766G	-42.56	16.39841G	-36.12	3
2.45448G	6.92	-23.08	725.02M	-43.77	2.39632G	-43.80	2.4859G	-42.32	16.34792G	-35.40	4

802.11ax HEW20-BF_Nss1,(MCS0)_4TX **CSE NdB**

2412MHz

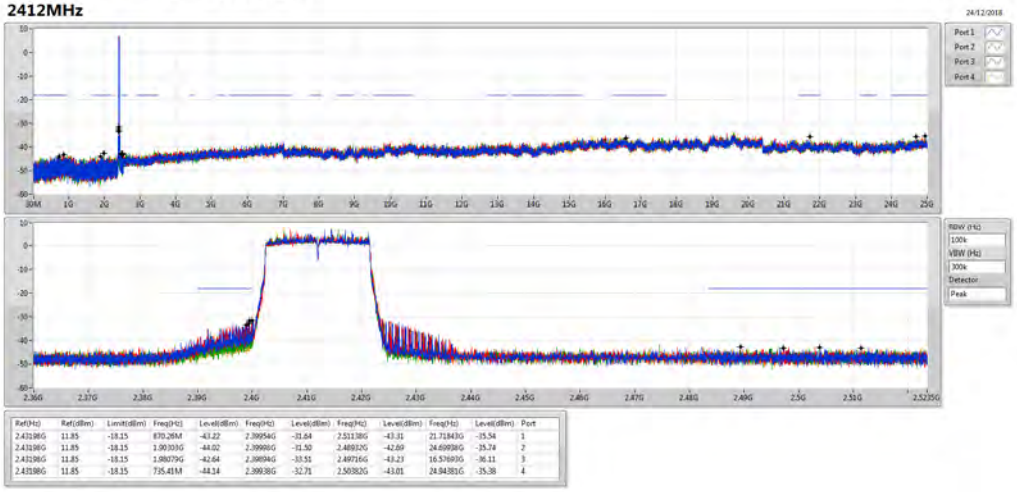

Ref(Hz)	Ref(dBm)	Limit(dBm)	Freq(Hz)	Level(dBm)	Freq(Hz)	Level(dBm)	Freq(Hz)	Level(dBm)	Freq(Hz)	Level(dBm)	Port
2.43198G	11.85	-18.15	870.26M	-43.22	2.39954G	-31.64	2.51138G	-43.31	21.71843G	-35.54	1
2.43198G	11.85	-18.15	1.90303G	-44.02	2.39998G	-31.50	2.48932G	-42.69	24.69938G	-35.74	2
2.43198G	11.85	-18.15	1.98079G	-42.64	2.39894G	-33.51	2.49716G	-43.23	16.57693G	-36.11	3
2.43198G	11.85	-18.15	735.41M	-44.14	2.39938G	-32.71	2.50382G	-43.01	24.94381G	-35.38	4

802.11ax HEW20-BF_Nss1,(MCS0)_4TX **CSE NdB**

2437MHz

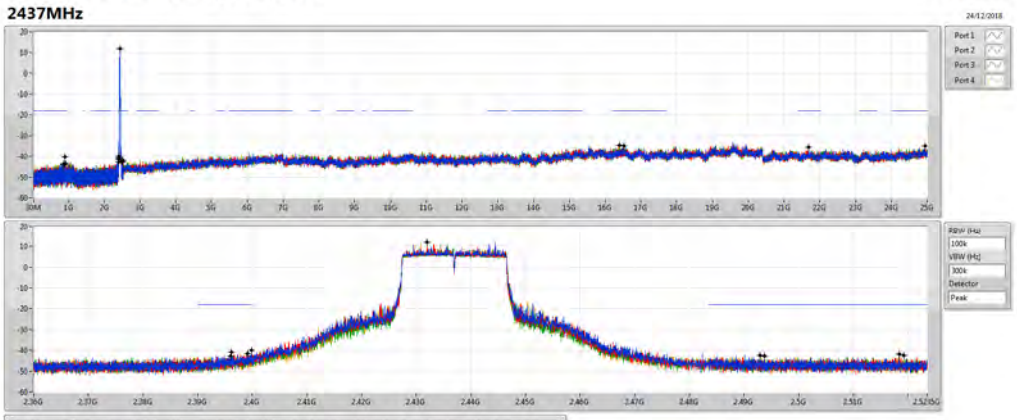

Ref(Hz)	Ref(dBm)	Limit(dBm)	Freq(Hz)	Level(dBm)	Freq(Hz)	Level(dBm)	Freq(Hz)	Level(dBm)	Freq(Hz)	Level(dBm)	Port
2.43198G	11.85	-18.15	868.8M	-44.17	2.39988G	-40.05	2.51844G	-42.02	21.68191G	-35.72	1
2.43198G	11.85	-18.15	912.78M	-43.81	2.3991G	-41.70	2.49374G	-42.66	24.94662G	-35.13	2
2.43198G	11.85	-18.15	894.43M	-40.35	2.39612G	-40.87	2.51928G	-42.59	16.3915G	-34.79	3
2.43198G	11.85	-18.15	865.6M	-43.88	2.39804G	-42.71	2.4925G	-42.52	16.52638G	-34.93	4

802.11ax HEW20-BF_Nss1,(MCS0)_4TX **CSE NdB**

2462MHz

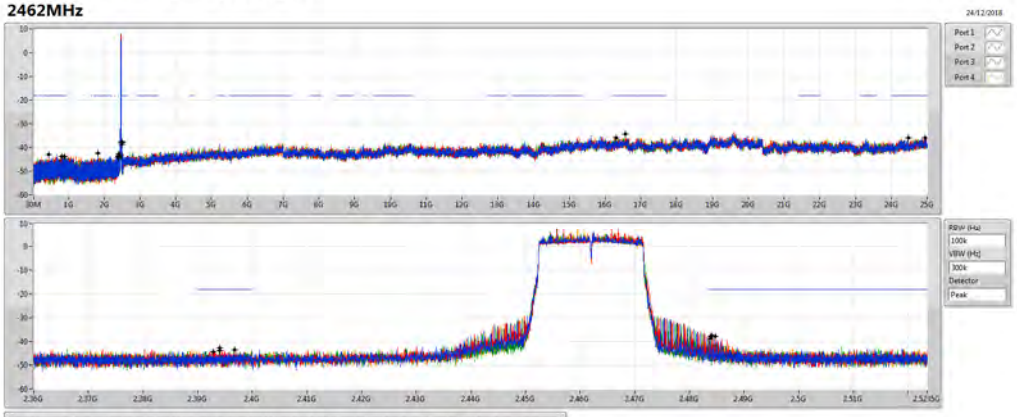

Ref(Hz)	Ref(dBm)	Limit(dBm)	Freq(Hz)	Level(dBm)	Freq(Hz)	Level(dBm)	Freq(Hz)	Level(dBm)	Freq(Hz)	Level(dBm)	Port
2.43198G	11.85	-18.15	1.81449G	-42.45	2.39284G	-44.35	2.48388G	-37.95	16.31283G	-36.05	1
2.43198G	11.85	-18.15	455.23M	-43.06	2.39406G	-42.74	2.48478G	-37.82	16.56388G	-34.34	2
2.43198G	11.85	-18.15	878.7M	-43.74	2.3967G	-43.66	2.48386G	-38.72	24.941G	-35.95	3
2.43198G	11.85	-18.15	801.81M	-43.90	2.39402G	-43.81	2.48418G	-37.65	24.46618G	-35.84	4

802.11ax HEW40-BF_Nss1,(MCS0)_4TX **CSE NdB**

2422MHz

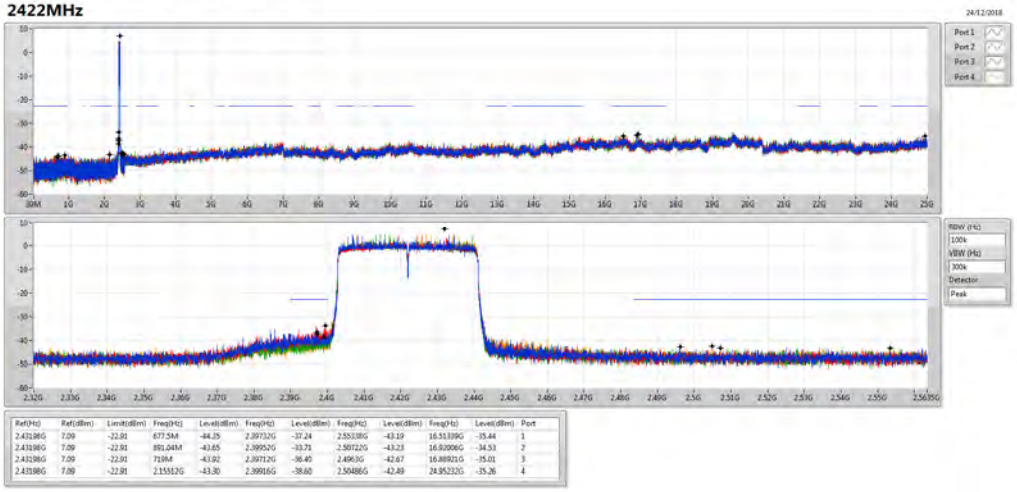

Ref(Hz)	Ref(dBm)	Limit(dBm)	Freq(Hz)	Level(dBm)	Freq(Hz)	Level(dBm)	Freq(Hz)	Level(dBm)	Freq(Hz)	Level(dBm)	Port
2.43198G	7.09	-22.91	677.5M	-44.25	2.39732G	-37.24	2.55338G	-43.19	16.51339G	-35.44	1
2.43198G	7.09	-22.91	891.04M	-43.65	2.39952G	-33.71	2.50722G	-43.23	16.92006G	-34.53	2
2.43198G	7.09	-22.91	719M	-43.02	2.39712G	-36.40	2.49633G	-42.67	16.88921G	-35.01	3
2.43198G	7.09	-22.91	2.15512G	-43.30	2.39916G	-38.60	2.50486G	-42.49	24.95222G	-35.26	4

802.11ax HEW40-BF_Nss1,(MCS0)_4TX **CSE NdB**

2437MHz

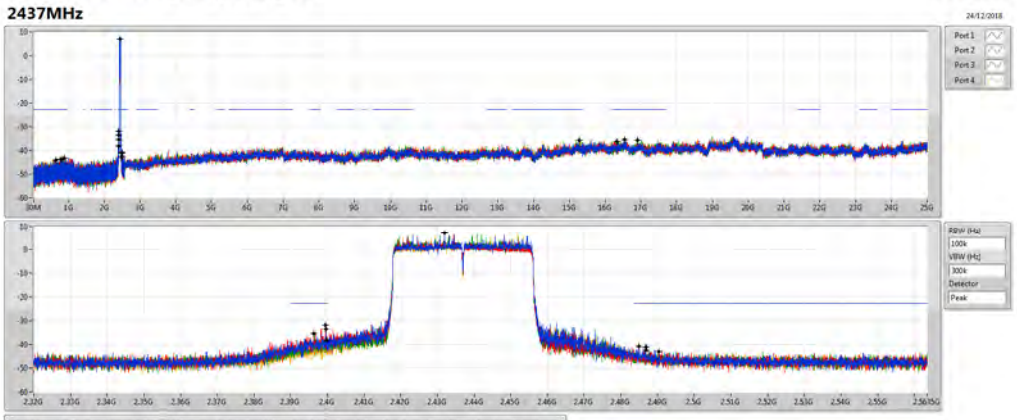

Ref(Hz)	Ref(dBm)	Limit(dBm)	Freq(Hz)	Level(dBm)	Freq(Hz)	Level(dBm)	Freq(Hz)	Level(dBm)	Freq(Hz)	Level(dBm)	Port
2.43198G	7.09	-22.91	768.81M	-43.75	2.39956G	-33.47	2.48682G	-41.09	15.27097G	-35.66	1
2.43198G	7.09	-22.91	829.21M	-43.93	2.39952G	-31.84	2.4849G	-40.83	16.3339G	-36.10	2
2.43198G	7.09	-22.91	879.02M	-43.31	2.39636G	-35.43	2.49042G	-42.95	16.90323G	-35.68	3
2.43198G	7.09	-22.91	653.17M	-44.11	2.39984G	-38.14	2.48678G	-42.59	16.54705G	-35.41	4

802.11ax HEW40-BF_Nss1,(MCS0)_4TX **CSE NdB**

2452MHz

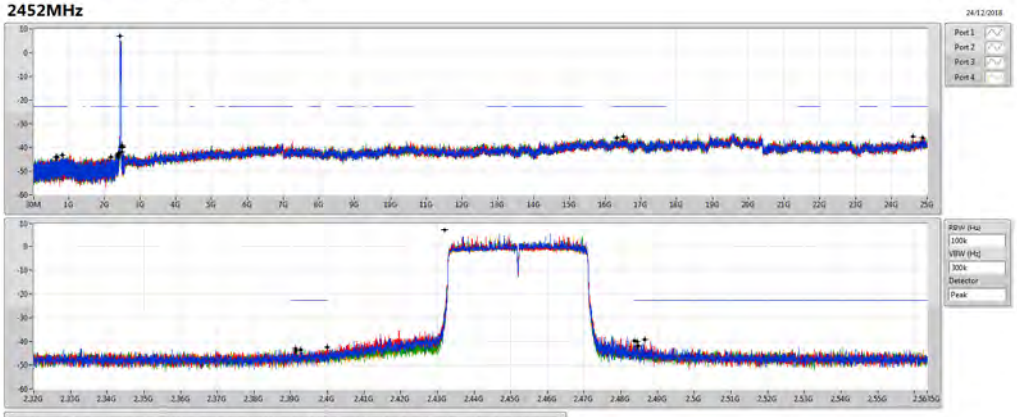

Ref(Hz)	Ref(dBm)	Limit(dBm)	Freq(Hz)	Level(dBm)	Freq(Hz)	Level(dBm)	Freq(Hz)	Level(dBm)	Freq(Hz)	Level(dBm)	Port
2.43198G	7.09	-22.91	2.17716G	-44.31	2.39132G	-43.08	2.48362G	-39.66	24.87379G	-35.97	1
2.43198G	7.09	-22.91	656.88M	-44.25	2.3928G	-43.47	2.48654G	-39.26	24.59104G	-35.46	2
2.43198G	7.09	-22.91	674.92M	-44.01	2.39996G	-42.37	2.48478G	-41.89	16.31988G	-35.98	3
2.43198G	7.09	-22.91	820.91M	-43.27	2.39128G	-44.05	2.48434G	-40.01	16.51059G	-35.34	4

Summary

Mode	Result	Type	Freq (Hz)	Level (dBuV/m)	Limit (dBuV/m)	Margin (dB)	Factor (dB)	Dist (m)	Condition	Azimuth (°)	Height (m)	Comments
2.4-2.4835GHz	-	-	-	-	-	-	-	-	-	-	-	-
802.11ac VHT20-BF_Nss1,(MCS0)_4TX	Pass	AV	2.4836G	53.99	54.00	-0.01	31.59	3	Horizontal	91	1.17	-

802.11ac VHT20-BF_Nss1,(MCS0)_4TX

21/12/2018

2412MHz_TX

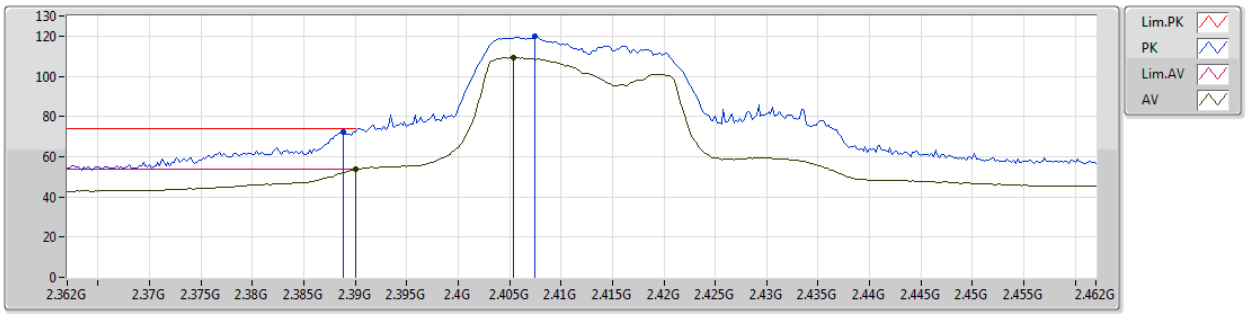

EUT Y_4TX
Setting 88
02-C-5
FSP

Type	Freq	Level	Limit	Margin	Factor	Dist	Condition	Azimuth	Height	Comments
	(Hz)	(dBuV/m)	(dBuV/m)	(dB)	(dB)	(m)		(°)	(m)	
PK	2.3888G	72.51	74.00	-1.49	31.38	3	Vertical	7	1.32	-
AV	2.39G	53.76	54.00	-0.24	31.38	3	Vertical	7	1.32	-
PK	2.4074G	119.68	Inf	-Inf	31.42	3	Vertical	7	1.32	-
AV	2.4054G	109.29	Inf	-Inf	31.42	3	Vertical	7	1.32	-

802.11ac VHT20-BF_Nss1,(MCS0)_4TX

2412MHz_TX

21/12/2018

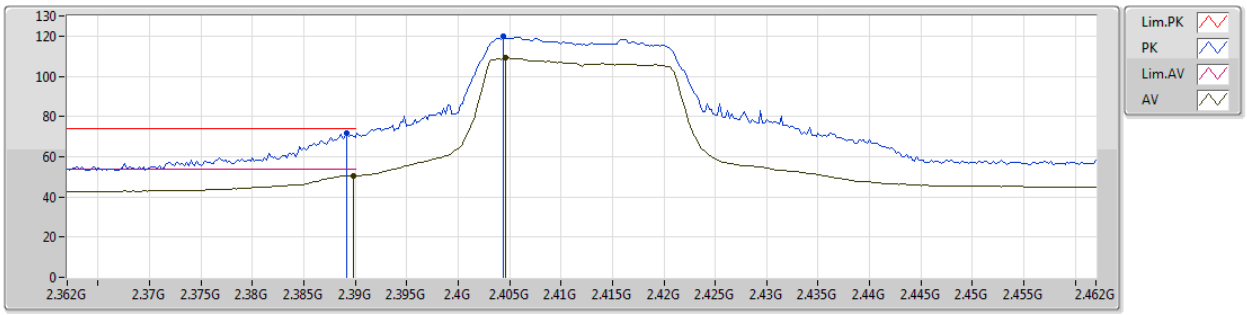

EUT Y_4TX
Setting 88
02-C-5
FSP

Type	Freq	Level	Limit	Margin	Factor	Dist	Condition	Azimuth	Height	Comments
	(Hz)	(dBuV/m)	(dBuV/m)	(dB)	(dB)	(m)		(°)	(m)	
PK	2.3892G	71.88	74.00	-2.12	31.38	3	Horizontal	188	1.80	-
AV	2.3898G	50.57	54.00	-3.43	31.38	3	Horizontal	188	1.80	-
PK	2.4044G	119.95	Inf	-Inf	31.42	3	Horizontal	188	1.80	-
AV	2.4046G	109.04	Inf	-Inf	31.42	3	Horizontal	188	1.80	-

802.11ac VHT20-BF_Nss1,(MCS0)_4TX

2412MHz_TX

21/12/2018

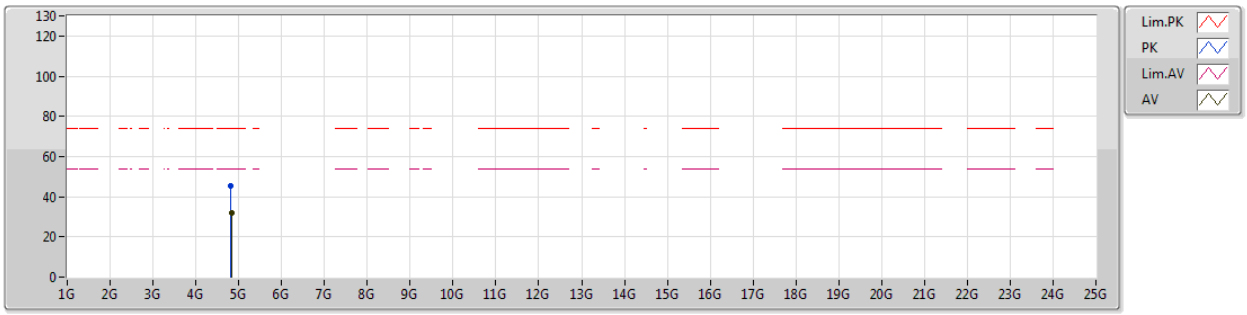

EUT Y_4TX
Setting 88
02-C-5
FSP

Type	Freq	Level	Limit	Margin	Factor	Dist	Condition	Azimuth	Height	Comments
	(Hz)	(dBuV/m)	(dBuV/m)	(dB)	(dB)	(m)		(°)	(m)	
PK	4.82412G	45.65	74.00	-28.35	7.30	3	Vertical	272	2.37	-
AV	4.82608G	31.79	54.00	-22.21	7.31	3	Vertical	272	2.37	-

802.11ac VHT20-BF_Nss1,(MCS0)_4TX

2412MHz_TX

21/12/2018

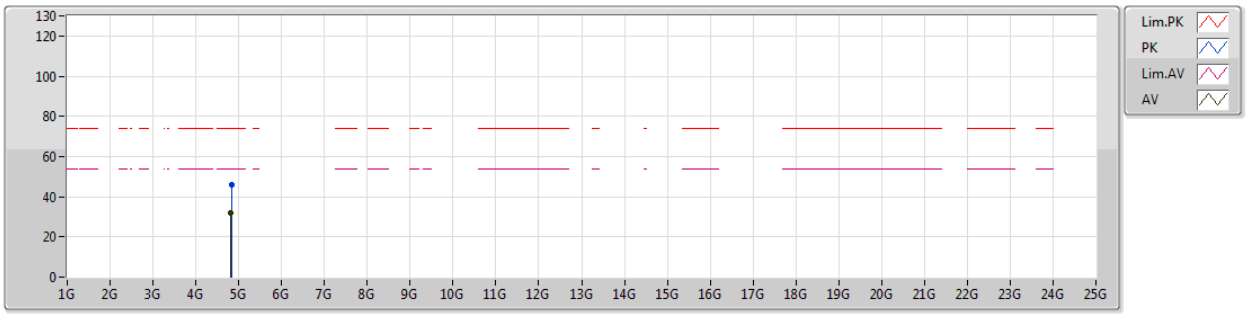

EUT Y_4TX
Setting 88
02-C-5
FSP

Type	Freq	Level	Limit	Margin	Factor	Dist	Condition	Azimuth	Height	Comments
	(Hz)	(dBuV/m)	(dBuV/m)	(dB)	(dB)	(m)		(°)	(m)	
PK	4.83268G	46.09	74.00	-27.91	7.33	3	Horizontal	259	1.97	-
AV	4.82404G	31.98	54.00	-22.02	7.30	3	Horizontal	259	1.97	-

802.11ac VHT20-BF_Nss1,(MCS0)_4TX

2417MHz_TX

21/12/2018

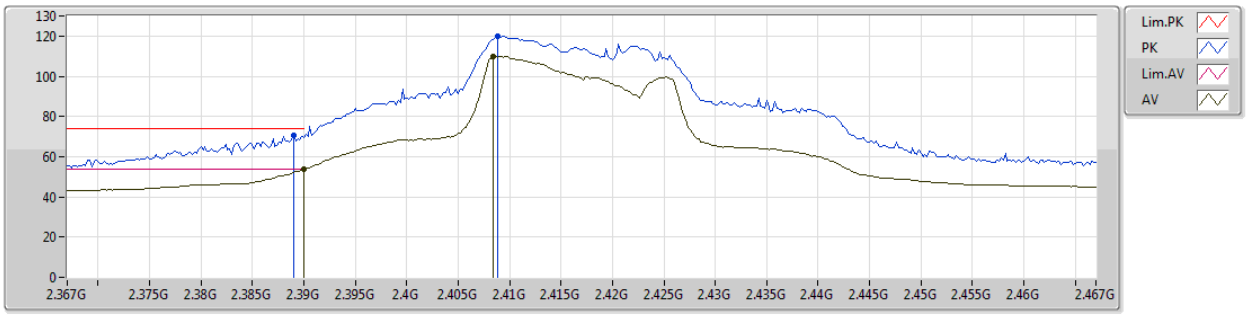

EUT Y_4TX
Setting 95
02-R-5
FSP

Type	Freq	Level	Limit	Margin	Factor	Dist	Condition	Azimuth	Height	Comments
	(Hz)	(dBuV/m)	(dBuV/m)	(dB)	(dB)	(m)		(°)	(m)	
PK	2.389G	70.84	74.00	-3.16	31.38	3	Vertical	49	2.47	-
AV	2.39G	53.76	54.00	-0.24	31.38	3	Vertical	49	2.47	-
PK	2.4088G	119.72	Inf	-Inf	31.43	3	Vertical	49	2.47	-
AV	2.4084G	109.89	Inf	-Inf	31.43	3	Vertical	49	2.47	-

802.11ac VHT20-BF_Nss1,(MCS0)_4TX

2417MHz_TX

21/12/2018

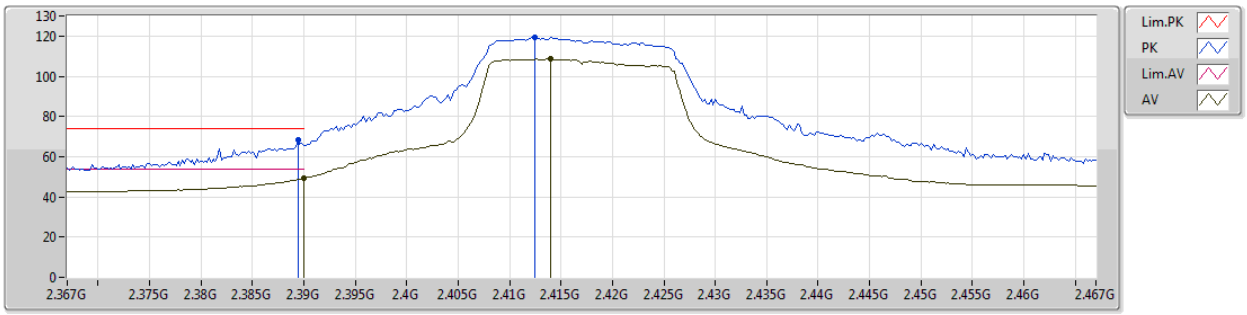

EUT Y_4TX
Setting 95
02-R-5
FSP

Type	Freq	Level	Limit	Margin	Factor	Dist	Condition	Azimuth	Height	Comments
	(Hz)	(dBuV/m)	(dBuV/m)	(dB)	(dB)	(m)		(°)	(m)	
PK	2.3894G	68.19	74.00	-5.81	31.38	3	Horizontal	274	1.47	-
AV	2.39G	49.11	54.00	-4.89	31.38	3	Horizontal	274	1.47	-
PK	2.4124G	119.12	Inf	-Inf	31.43	3	Horizontal	274	1.47	-
AV	2.414G	108.65	Inf	-Inf	31.45	3	Horizontal	274	1.47	-

802.11ac VHT20-BF_Nss1,(MCS0)_4TX

2422MHz_TX

21/12/2018

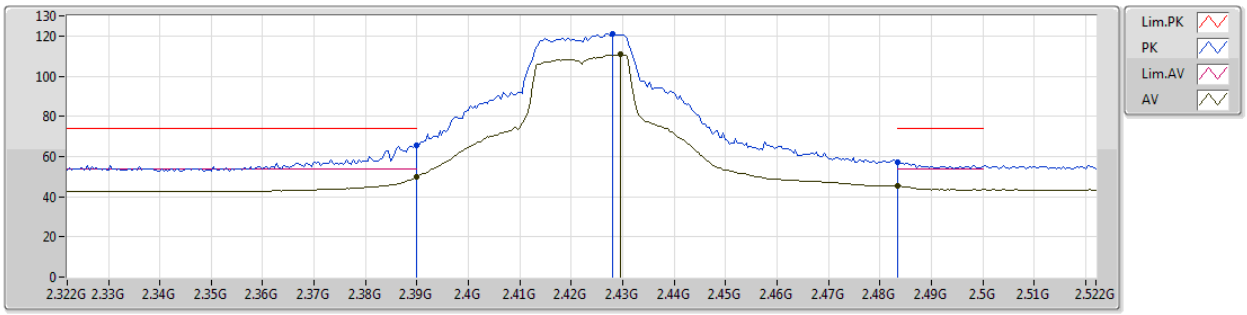

EUT Y_4TX
Setting 101
02-R-5
FSP

Type	Freq	Level	Limit	Margin	Factor	Dist	Condition	Azimuth	Height	Comments
	(Hz)	(dBuV/m)	(dBuV/m)	(dB)	(dB)	(m)		(°)	(m)	
PK	2.39G	65.80	74.00	-8.20	31.38	3	Vertical	304	2.58	-
AV	2.39G	50.05	54.00	-3.95	31.38	3	Vertical	304	2.58	-
PK	2.428G	121.26	Inf	-Inf	31.47	3	Vertical	304	2.58	-
AV	2.4296G	110.92	Inf	-Inf	31.47	3	Vertical	304	2.58	-
PK	2.4835G	57.12	74.00	-16.88	31.59	3	Vertical	304	2.58	-
AV	2.4835G	45.33	54.00	-8.67	31.59	3	Vertical	304	2.58	-

802.11ac VHT20-BF_Nss1,(MCS0)_4TX

2422MHz_TX

21/12/2018

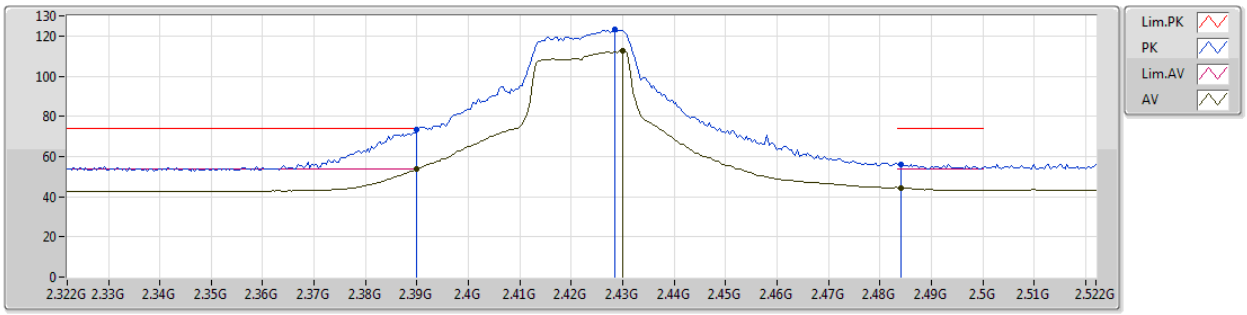

EUT Y_4TX
Setting 101
02-R-5
FSP

Type	Freq	Level	Limit	Margin	Factor	Dist	Condition	Azimuth	Height	Comments
	(Hz)	(dBuV/m)	(dBuV/m)	(dB)	(dB)	(m)		(°)	(m)	
PK	2.39G	73.36	74.00	-0.64	31.38	3	Horizontal	143	1.74	-
AV	2.39G	53.82	54.00	-0.18	31.38	3	Horizontal	143	1.74	-
PK	2.4284G	123.02	Inf	-Inf	31.47	3	Horizontal	143	1.74	-
AV	2.43G	112.85	Inf	-Inf	31.47	3	Horizontal	143	1.74	-
PK	2.484G	56.12	74.00	-17.88	31.59	3	Horizontal	143	1.74	-
AV	2.484G	44.47	54.00	-9.53	31.59	3	Horizontal	143	1.74	-

802.11ac VHT20-BF_Nss1,(MCS0)_4TX

2427MHz_TX

21/12/2018

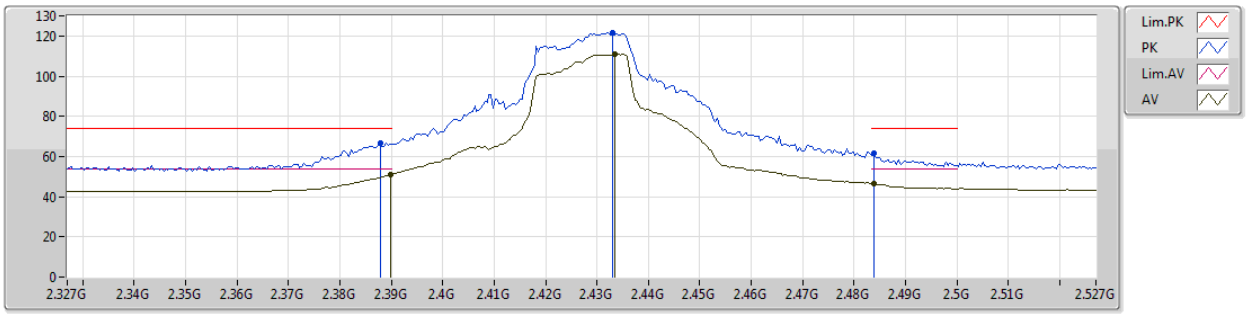

EUT Y_4TX
Setting 109
02-R-5
FSP

Type	Freq	Level	Limit	Margin	Factor	Dist	Condition	Azimuth	Height	Comments
	(Hz)	(dBuV/m)	(dBuV/m)	(dB)	(dB)	(m)		(°)	(m)	
PK	2.3878G	66.56	74.00	-7.44	31.38	3	Vertical	285	1.50	-
AV	2.3898G	51.15	54.00	-2.85	31.38	3	Vertical	285	1.50	-
PK	2.433G	121.63	Inf	-Inf	31.48	3	Vertical	285	1.50	-
AV	2.4334G	110.86	Inf	-Inf	31.48	3	Vertical	285	1.50	-
PK	2.4838G	61.64	74.00	-12.36	31.59	3	Vertical	285	1.50	-
AV	2.4838G	46.57	54.00	-7.43	31.59	3	Vertical	285	1.50	-

802.11ac VHT20-BF_Nss1,(MCS0)_4TX

2427MHz_TX

21/12/2018

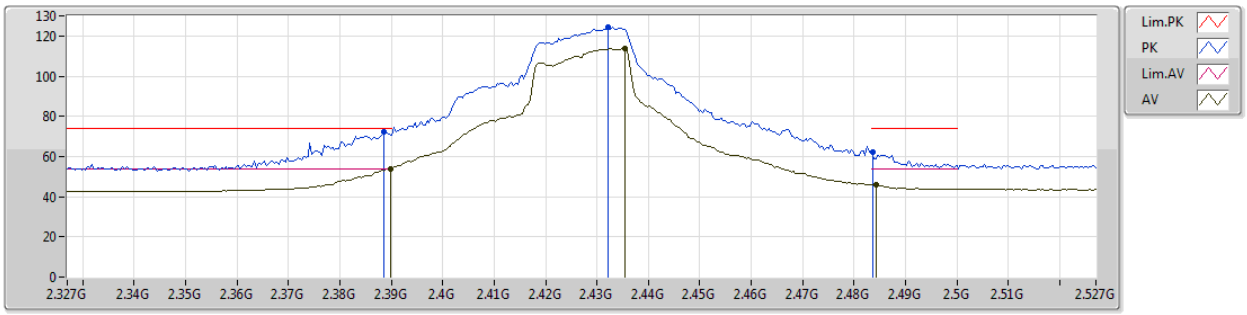

EUT Y_4TX
Setting 109
02-R-5
FSP

Type	Freq	Level	Limit	Margin	Factor	Dist	Condition	Azimuth	Height	Comments
	(Hz)	(dBuV/m)	(dBuV/m)	(dB)	(dB)	(m)		(°)	(m)	
PK	2.3886G	72.26	74.00	-1.74	31.38	3	Horizontal	135	1.37	-
AV	2.3898G	53.77	54.00	-0.23	31.38	3	Horizontal	135	1.37	-
PK	2.4322G	124.50	Inf	-Inf	31.48	3	Horizontal	135	1.37	-
AV	2.4354G	113.59	Inf	-Inf	31.48	3	Horizontal	135	1.37	-
PK	2.4836G	62.02	74.00	-11.98	31.59	3	Horizontal	135	1.37	-
AV	2.4842G	45.99	54.00	-8.01	31.59	3	Horizontal	135	1.37	-

802.11ac VHT20-BF_Nss1,(MCS0)_4TX

2432MHz_TX

21/12/2018

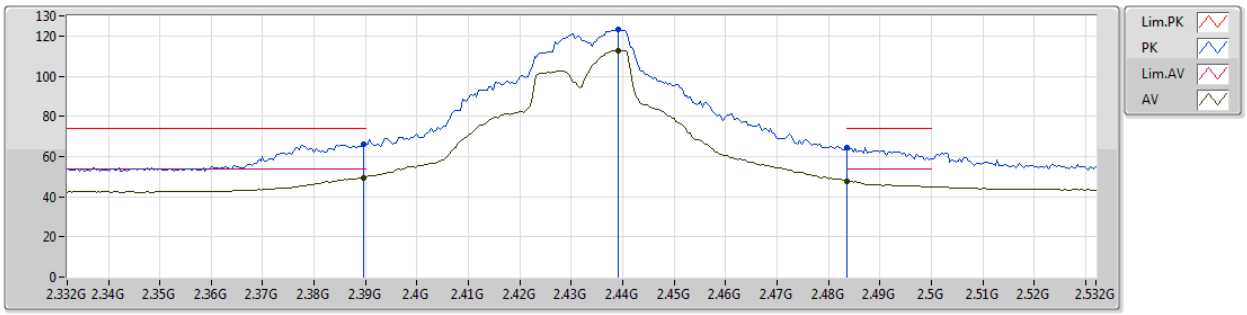

EUT Y_4TX
Setting 111
02-R-5
FSP

Type	Freq	Level	Limit	Margin	Factor	Dist	Condition	Azimuth	Height	Comments
	(Hz)	(dBuV/m)	(dBuV/m)	(dB)	(dB)	(m)		(°)	(m)	
PK	2.3896G	66.01	74.00	-7.99	31.38	3	Vertical	268	1.50	-
AV	2.3896G	49.49	54.00	-4.51	31.38	3	Vertical	268	1.50	-
PK	2.4392G	123.01	Inf	-Inf	31.50	3	Vertical	268	1.50	-
AV	2.4392G	112.86	Inf	-Inf	31.50	3	Vertical	268	1.50	-
PK	2.4835G	64.64	74.00	-9.36	31.59	3	Vertical	268	1.50	-
AV	2.4835G	47.85	54.00	-6.15	31.59	3	Vertical	268	1.50	-

802.11ac VHT20-BF_Nss1,(MCS0)_4TX

2432MHz_TX

21/12/2018

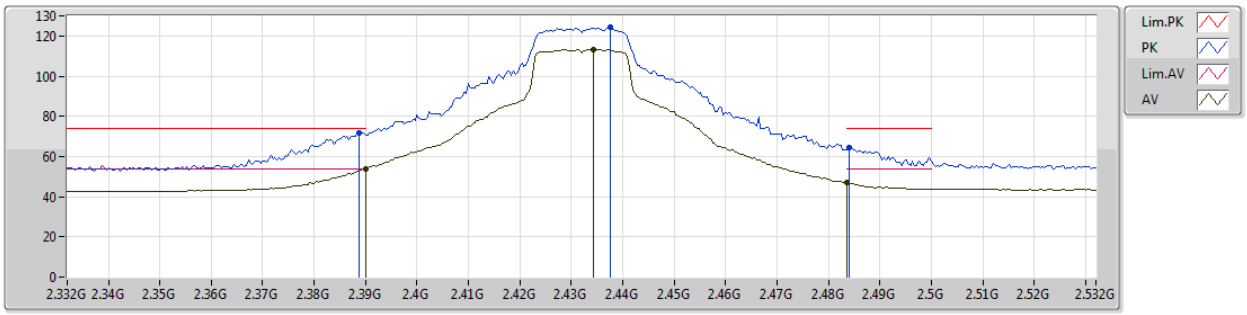

EUT Y_4TX
Setting 111
02-R-5
FSP

Type	Freq	Level	Limit	Margin	Factor	Dist	Condition	Azimuth	Height	Comments
	(Hz)	(dBuV/m)	(dBuV/m)	(dB)	(dB)	(m)		(°)	(m)	
PK	2.3888G	71.77	74.00	-2.23	31.38	3	Horizontal	129	2.75	-
AV	2.39G	53.77	54.00	-0.23	31.38	3	Horizontal	129	2.75	-
PK	2.4376G	124.53	Inf	-Inf	31.50	3	Horizontal	129	2.75	-
AV	2.4344G	113.24	Inf	-Inf	31.48	3	Horizontal	129	2.75	-
PK	2.484G	64.36	74.00	-9.64	31.59	3	Horizontal	129	2.75	-
AV	2.4835G	46.99	54.00	-7.01	31.59	3	Horizontal	129	2.75	-

802.11ac VHT20-BF_Nss1,(MCS0)_4TX

2437MHz_TX

21/12/2018

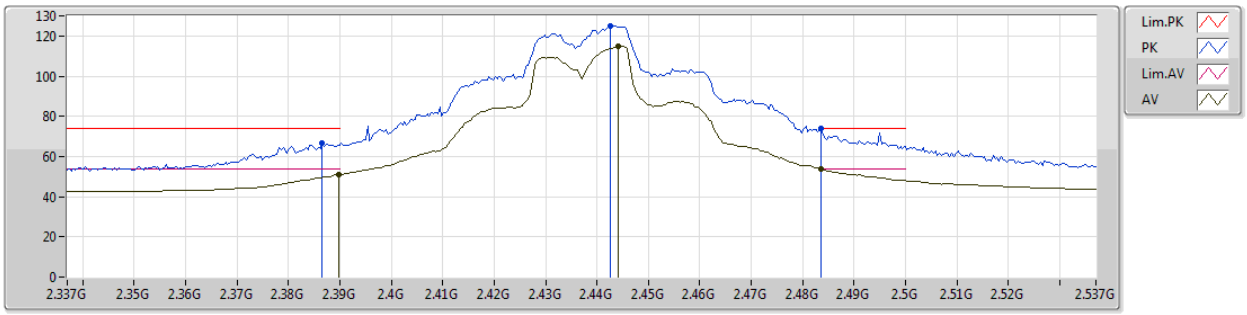

EUT Y_4TX
Setting 117
02-C-5
FSP

Type	Freq	Level	Limit	Margin	Factor	Dist	Condition	Azimuth	Height	Comments
	(Hz)	(dBuV/m)	(dBuV/m)	(dB)	(dB)	(m)		(°)	(m)	
PK	2.3866G	66.43	74.00	-7.57	31.37	3	Vertical	321	1.55	-
AV	2.3898G	51.05	54.00	-2.95	31.38	3	Vertical	321	1.55	-
PK	2.4426G	124.89	Inf	-Inf	31.51	3	Vertical	321	1.55	-
AV	2.4442G	114.95	Inf	-Inf	31.51	3	Vertical	321	1.55	-
PK	2.4835G	73.90	74.00	-0.10	31.59	3	Vertical	321	1.55	-
AV	2.4835G	53.80	54.00	-0.20	31.59	3	Vertical	321	1.55	-

802.11ac VHT20-BF_Nss1,(MCS0)_4TX

2437MHz_TX

21/12/2018

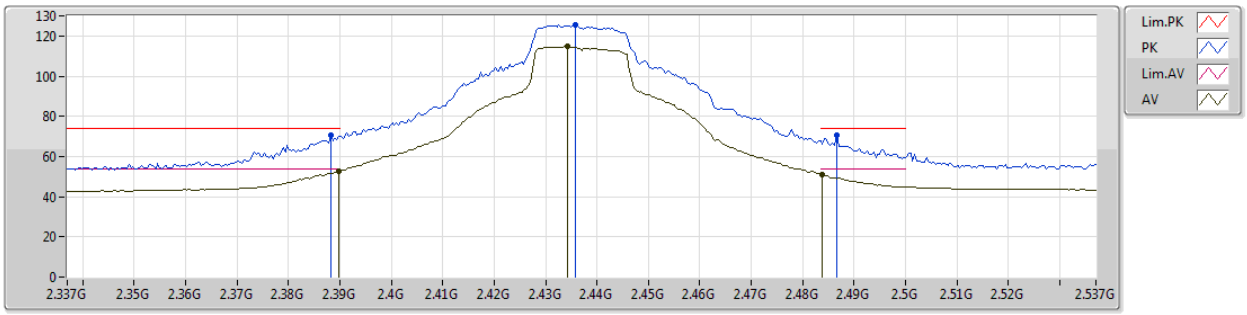

EUT Y_4TX
Setting 117
02-C-5
FSP

Type	Freq	Level	Limit	Margin	Factor	Dist	Condition	Azimuth	Height	Comments
	(Hz)	(dBuV/m)	(dBuV/m)	(dB)	(dB)	(m)		(°)	(m)	
PK	2.3882G	70.62	74.00	-3.38	31.38	3	Horizontal	182	1.91	-
AV	2.3898G	52.73	54.00	-1.27	31.38	3	Horizontal	182	1.91	-
PK	2.4358G	125.76	Inf	-Inf	31.48	3	Horizontal	182	1.91	-
AV	2.4342G	114.67	Inf	-Inf	31.48	3	Horizontal	182	1.91	-
PK	2.4866G	70.50	74.00	-3.50	31.60	3	Horizontal	182	1.91	-
AV	2.4838G	51.02	54.00	-2.98	31.59	3	Horizontal	182	1.91	-

802.11ac VHT20-BF_Nss1,(MCS0)_4TX

2437MHz_TX

21/12/2018

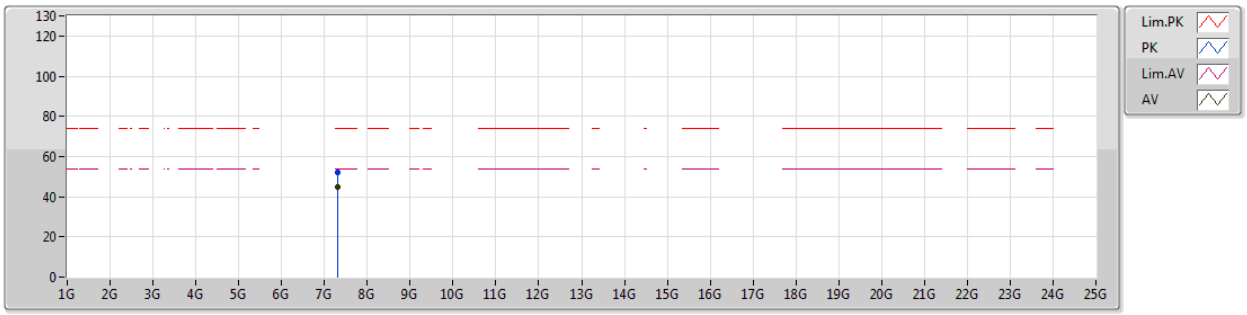

EUT Y_4TX
Setting 117
02-C-5
FSP

Type	Freq	Level	Limit	Margin	Factor	Dist	Condition	Azimuth	Height	Comments
	(Hz)	(dBuV/m)	(dBuV/m)	(dB)	(dB)	(m)		(°)	(m)	
PK	7.311G	52.14	74.00	-21.86	10.54	3	Vertical	150	2.73	-
AV	7.31096G	45.04	54.00	-8.96	10.54	3	Vertical	150	2.73	-

802.11ac VHT20-BF_Nss1,(MCS0)_4TX

2437MHz_TX

21/12/2018

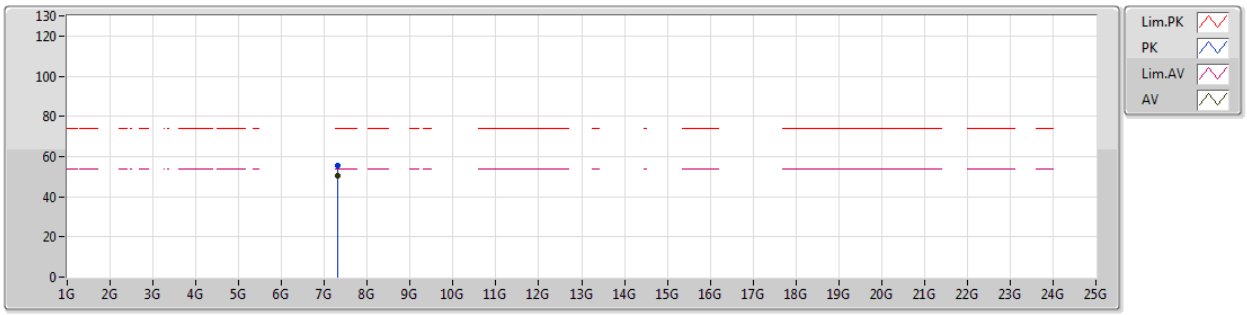

EUT Y_4TX
Setting 117
02-C-5
FSP

Type	Freq	Level	Limit	Margin	Factor	Dist	Condition	Azimuth	Height	Comments
	(Hz)	(dBuV/m)	(dBuV/m)	(dB)	(dB)	(m)		(°)	(m)	
PK	7.31096G	55.40	74.00	-18.60	10.54	3	Horizontal	262	1.56	-
AV	7.31093G	50.41	54.00	-3.59	10.54	3	Horizontal	262	1.56	-

802.11ac VHT20-BF_Nss1,(MCS0)_4TX

2442MHz_TX

21/12/2018

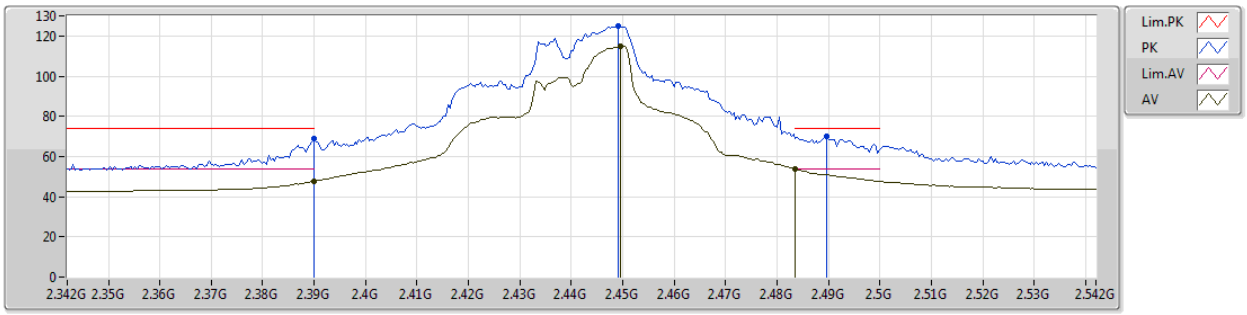

EUT Y_4TX
Setting 113
02-R-5
FSP

Type	Freq	Level	Limit	Margin	Factor	Dist	Condition	Azimuth	Height	Comments
	(Hz)	(dBuV/m)	(dBuV/m)	(dB)	(dB)	(m)		(°)	(m)	
PK	2.39G	68.82	74.00	-5.18	31.38	3	Vertical	284	1.70	-
AV	2.39G	47.77	54.00	-6.23	31.38	3	Vertical	284	1.70	-
PK	2.4492G	125.02	Inf	-Inf	31.52	3	Vertical	284	1.70	-
AV	2.4496G	115.08	Inf	-Inf	31.52	3	Vertical	284	1.70	-
PK	2.4896G	70.13	74.00	-3.87	31.61	3	Vertical	284	1.70	-
AV	2.4835G	53.77	Inf	-Inf	31.59	3	Vertical	284	1.70	-

802.11ac VHT20-BF_Nss1,(MCS0)_4TX

2442MHz_TX

21/12/2018

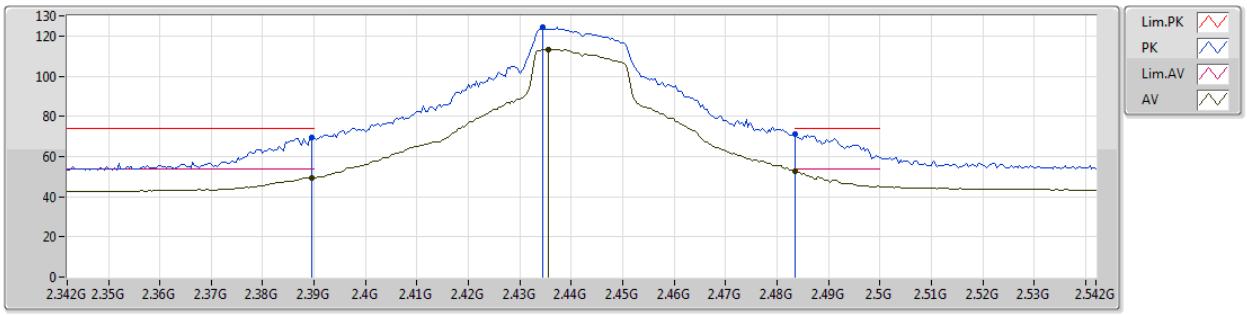

EUT Y_4TX
Setting 113
02-R-5
FSP

Type	Freq	Level	Limit	Margin	Factor	Dist	Condition	Azimuth	Height	Comments
	(Hz)	(dBuV/m)	(dBuV/m)	(dB)	(dB)	(m)		(°)	(m)	
PK	2.3896G	69.44	74.00	-4.56	31.38	3	Horizontal	71	1.50	-
AV	2.3896G	49.57	54.00	-4.43	31.38	3	Horizontal	71	1.50	-
PK	2.4344G	124.30	Inf	-Inf	31.48	3	Horizontal	71	1.50	-
AV	2.4356G	113.40	Inf	-Inf	31.48	3	Horizontal	71	1.50	-
PK	2.4835G	71.19	74.00	-2.81	31.59	3	Horizontal	71	1.50	-
AV	2.4835G	52.70	54.00	-1.30	31.59	3	Horizontal	71	1.50	-

802.11ac VHT20-BF_Nss1,(MCS0)_4TX

2447MHz_TX

21/12/2018

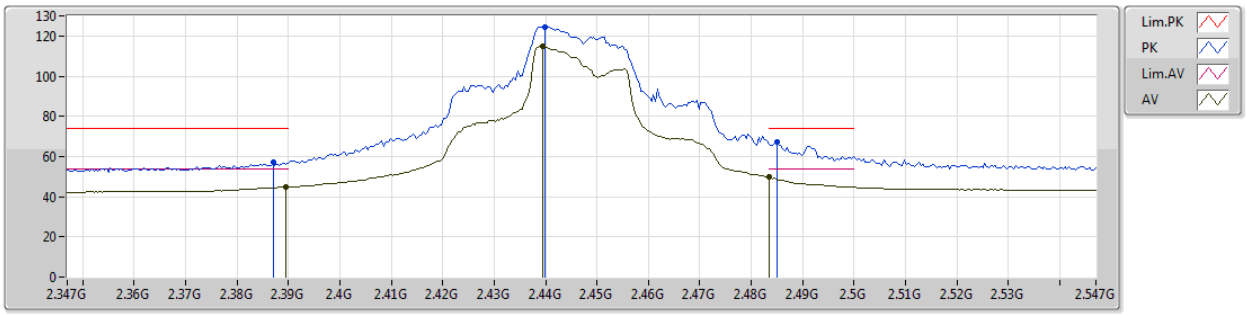

EUT Y_4TX
Setting 107
02-R-5
FSP

Type	Freq	Level	Limit	Margin	Factor	Dist	Condition	Azimuth	Height	Comments
	(Hz)	(dBuV/m)	(dBuV/m)	(dB)	(dB)	(m)		(°)	(m)	
PK	2.387G	57.04	74.00	-16.96	31.37	3	Vertical	220	1.23	-
AV	2.3894G	44.86	54.00	-9.14	31.38	3	Vertical	220	1.23	-
PK	2.4398G	124.59	Inf	-Inf	31.50	3	Vertical	220	1.23	-
AV	2.4394G	114.74	Inf	-Inf	31.50	3	Vertical	220	1.23	-
PK	2.485G	67.00	74.00	-7.00	31.59	3	Vertical	220	1.23	-
AV	2.4835G	50.01	54.00	-3.99	31.59	3	Vertical	220	1.23	-

802.11ac VHT20-BF_Nss1,(MCS0)_4TX

2447MHz_TX

21/12/2018

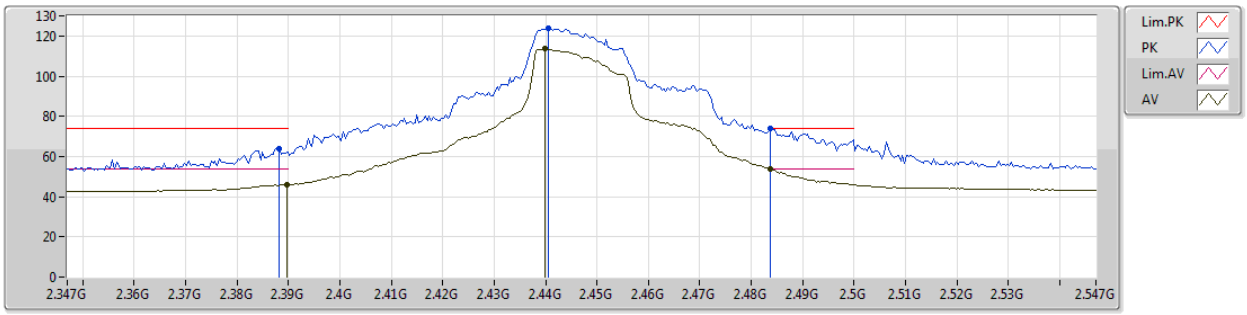

EUT Y_4TX
Setting 107
02-R-5
FSP

Type	Freq	Level	Limit	Margin	Factor	Dist	Condition	Azimuth	Height	Comments
	(Hz)	(dBuV/m)	(dBuV/m)	(dB)	(dB)	(m)		(°)	(m)	
PK	2.3882G	63.71	74.00	-10.29	31.38	3	Horizontal	91	1.17	-
AV	2.3898G	46.05	54.00	-7.95	31.38	3	Horizontal	91	1.17	-
PK	2.4406G	123.82	Inf	-Inf	31.50	3	Horizontal	91	1.17	-
AV	2.4398G	113.49	Inf	-Inf	31.50	3	Horizontal	91	1.17	-
PK	2.4838G	73.90	74.00	-0.10	31.59	3	Horizontal	91	1.17	-
AV	2.4836G	53.99	54.00	-0.01	31.59	3	Horizontal	91	1.17	-

802.11ac VHT20-BF_Nss1,(MCS0)_4TX

2452MHz_TX

21/12/2018

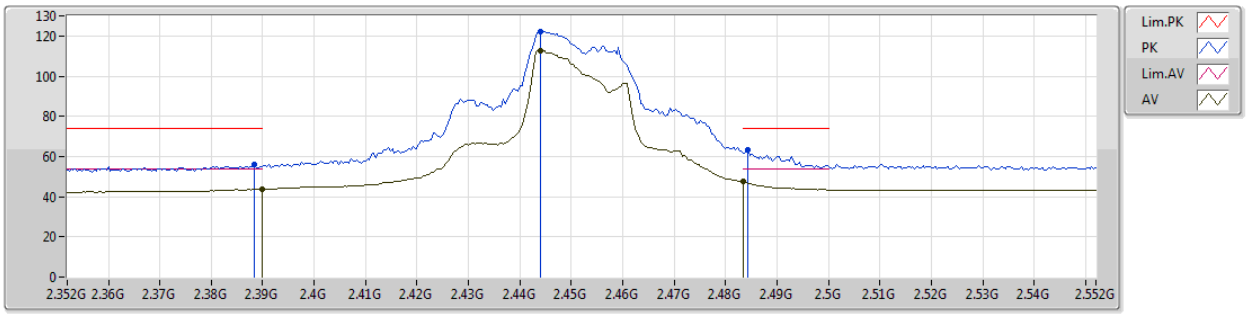

EUT Y_4TX
Setting 98
02-R-5
FSP

Type	Freq	Level	Limit	Margin	Factor	Dist	Condition	Azimuth	Height	Comments
	(Hz)	(dBuV/m)	(dBuV/m)	(dB)	(dB)	(m)		(°)	(m)	
PK	2.3884G	56.04	74.00	-17.96	31.38	3	Vertical	235	1.41	-
AV	2.39G	43.76	54.00	-10.24	31.38	3	Vertical	235	1.41	-
PK	2.444G	122.29	Inf	-Inf	31.51	3	Vertical	235	1.41	-
AV	2.444G	112.76	Inf	-Inf	31.51	3	Vertical	235	1.41	-
PK	2.4844G	63.24	74.00	-10.76	31.59	3	Vertical	235	1.41	-
AV	2.4835G	47.43	54.00	-6.57	31.59	3	Vertical	235	1.41	-

802.11ac VHT20-BF_Nss1,(MCS0)_4TX

2452MHz_TX

21/12/2018

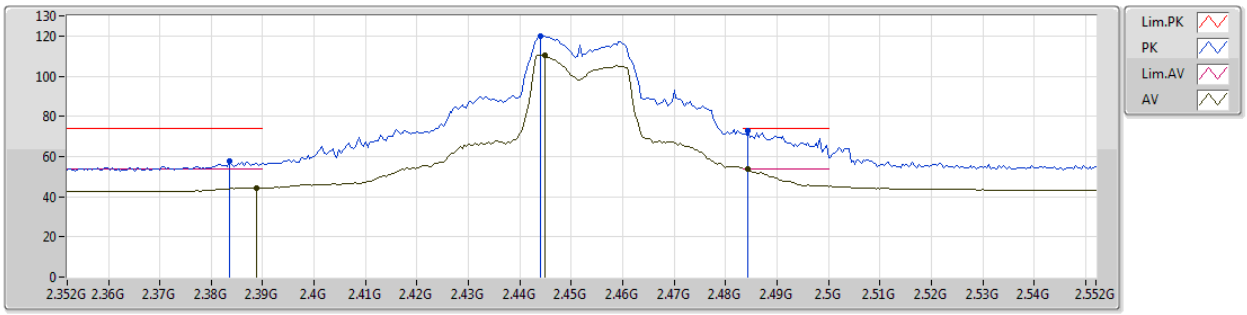

EUT Y_4TX
Setting 98
02-R-5
FSP

Type	Freq	Level	Limit	Margin	Factor	Dist	Condition	Azimuth	Height	Comments
	(Hz)	(dBuV/m)	(dBuV/m)	(dB)	(dB)	(m)		(°)	(m)	
PK	2.3836G	57.81	74.00	-16.19	31.37	3	Horizontal	70	1.48	-
AV	2.3888G	44.31	54.00	-9.69	31.38	3	Horizontal	70	1.48	-
PK	2.444G	119.73	Inf	-Inf	31.51	3	Horizontal	70	1.48	-
AV	2.4448G	110.30	Inf	-Inf	31.51	3	Horizontal	70	1.48	-
PK	2.4844G	72.57	74.00	-1.43	31.59	3	Horizontal	70	1.48	-
AV	2.4844G	53.78	54.00	-0.22	31.59	3	Horizontal	70	1.48	-

802.11ac VHT20-BF_Nss1,(MCS0)_4TX

2457MHz_TX

21/12/2018

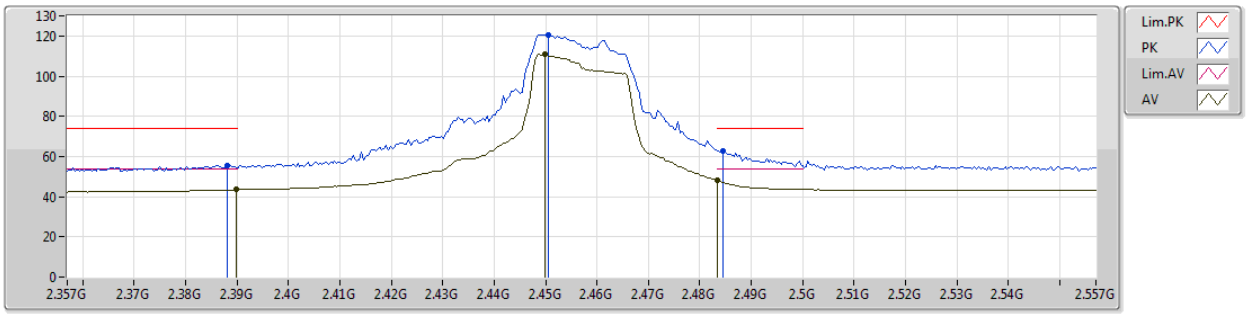

EUT Y_4TX
Setting 96
02-R-5
FSP

Type	Freq	Level	Limit	Margin	Factor	Dist	Condition	Azimuth	Height	Comments
	(Hz)	(dBuV/m)	(dBuV/m)	(dB)	(dB)	(m)		(°)	(m)	
PK	2.3882G	55.73	74.00	-18.27	31.38	3	Vertical	240	1.52	-
AV	2.3898G	43.51	54.00	-10.49	31.38	3	Vertical	240	1.52	-
PK	2.4506G	120.63	Inf	-Inf	31.52	3	Vertical	240	1.52	-
AV	2.4498G	111.08	Inf	-Inf	31.52	3	Vertical	240	1.52	-
PK	2.4846G	62.98	74.00	-11.02	31.59	3	Vertical	240	1.52	-
AV	2.4835G	47.91	54.00	-6.09	31.59	3	Vertical	240	1.52	-

802.11ac VHT20-BF_Nss1,(MCS0)_4TX

2457MHz_TX

21/12/2018

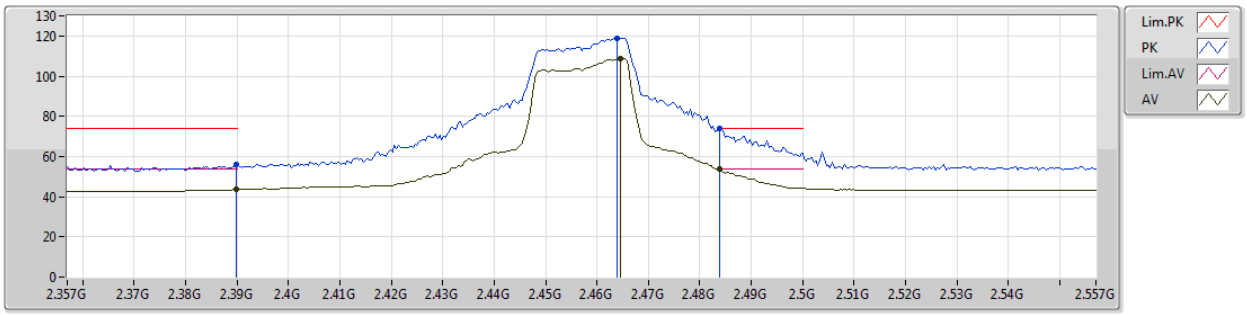

EUT Y_4TX
Setting 96
02-R-5
FSP

Type	Freq	Level	Limit	Margin	Factor	Dist	Condition	Azimuth	Height	Comments
	(Hz)	(dBuV/m)	(dBuV/m)	(dB)	(dB)	(m)		(°)	(m)	
PK	2.3898G	55.92	74.00	-18.08	31.38	3	Horizontal	36	2.89	-
AV	2.3898G	43.55	54.00	-10.45	31.38	3	Horizontal	36	2.89	-
PK	2.4638G	118.72	Inf	-Inf	31.55	3	Horizontal	36	2.89	-
AV	2.4646G	108.89	Inf	-Inf	31.56	3	Horizontal	36	2.89	-
PK	2.4838G	73.90	74.00	-0.10	31.59	3	Horizontal	36	2.89	-
AV	2.4838G	53.60	54.00	-0.40	31.59	3	Horizontal	36	2.89	-

802.11ac VHT20-BF_Nss1,(MCS0)_4TX

2462MHz_TX

21/12/2018

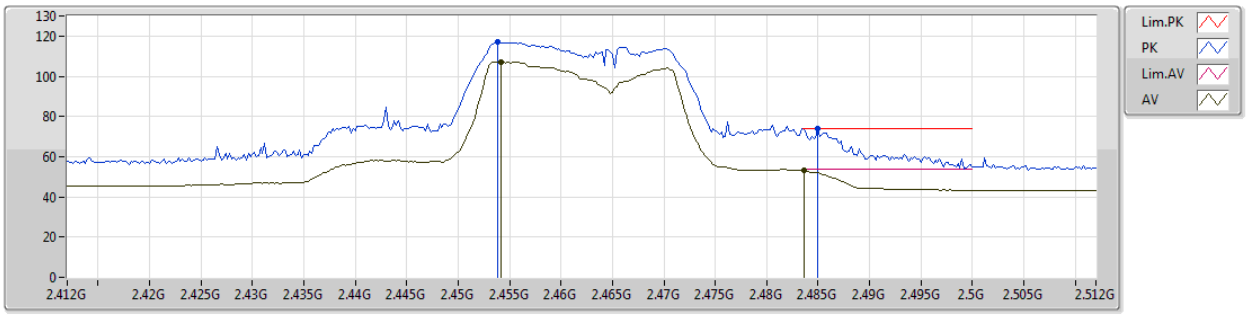

EUT Y_4TX
Setting 81
02-R-5
FSP

Type	Freq	Level	Limit	Margin	Factor	Dist	Condition	Azimuth	Height	Comments
	(Hz)	(dBuV/m)	(dBuV/m)	(dB)	(dB)	(m)		(°)	(m)	
PK	2.4538G	116.99	Inf	-Inf	31.53	3	Vertical	319	2.54	-
AV	2.4542G	106.97	Inf	-Inf	31.53	3	Vertical	319	2.54	-
PK	2.485G	73.98	74.00	-0.02	31.59	3	Vertical	319	2.54	-
AV	2.4836G	53.32	54.00	-0.68	31.59	3	Vertical	319	2.54	-

802.11ac VHT20-BF_Nss1,(MCS0)_4TX

2462MHz_TX

21/12/2018

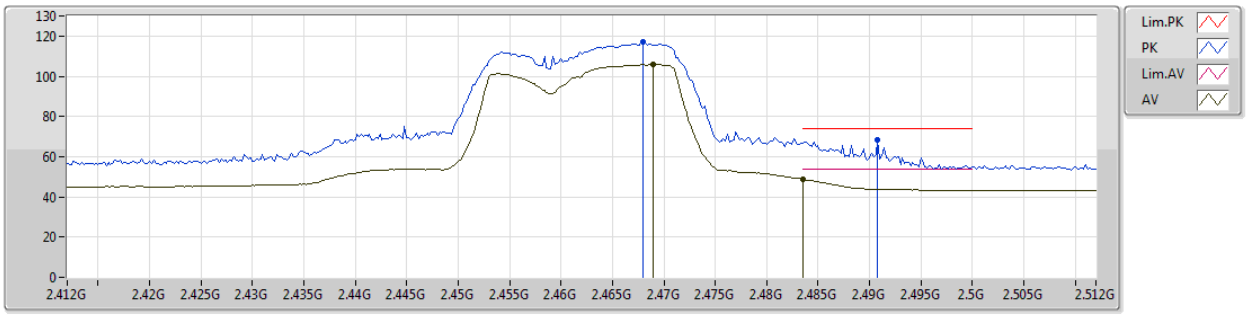

EUT Y_4TX
Setting 81
02-R-5
FSP

Type	Freq	Level	Limit	Margin	Factor	Dist	Condition	Azimuth	Height	Comments
	(Hz)	(dBuV/m)	(dBuV/m)	(dB)	(dB)	(m)		(°)	(m)	
PK	2.468G	117.05	Inf	-Inf	31.56	3	Horizontal	157	1.21	-
AV	2.469G	105.88	Inf	-Inf	31.56	3	Horizontal	157	1.21	-
PK	2.4908G	68.20	74.00	-5.80	31.61	3	Horizontal	157	1.21	-
AV	2.4835G	48.98	54.00	-5.02	31.59	3	Horizontal	157	1.21	-

802.11ac VHT20-BF_Nss1,(MCS0)_4TX

2462MHz_TX

21/12/2018

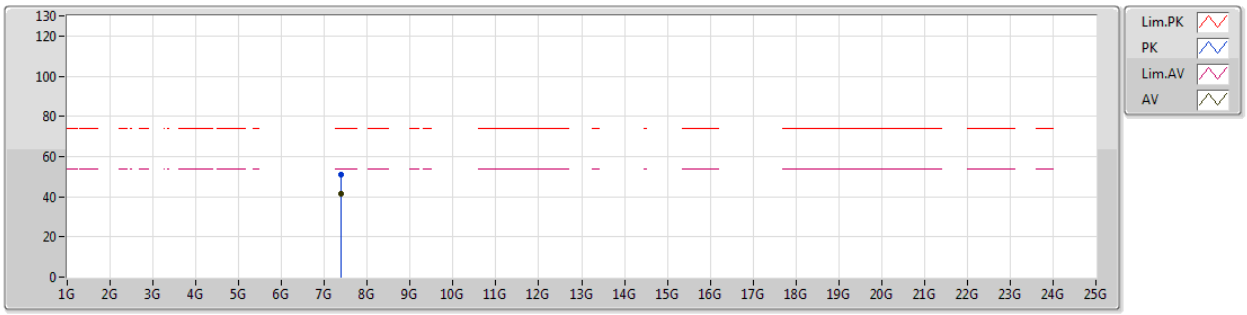

EUT Y_4TX
Setting 81
02-R-5
FSP

Type	Freq	Level	Limit	Margin	Factor	Dist	Condition	Azimuth	Height	Comments
	(Hz)	(dBuV/m)	(dBuV/m)	(dB)	(dB)	(m)		(°)	(m)	
PK	7.38592G	51.17	74.00	-22.83	10.76	3	Vertical	120	2.77	-
AV	7.386G	41.56	54.00	-12.44	10.76	3	Vertical	120	2.77	-

802.11ac VHT20-BF_Nss1,(MCS0)_4TX

2462MHz_TX

21/12/2018

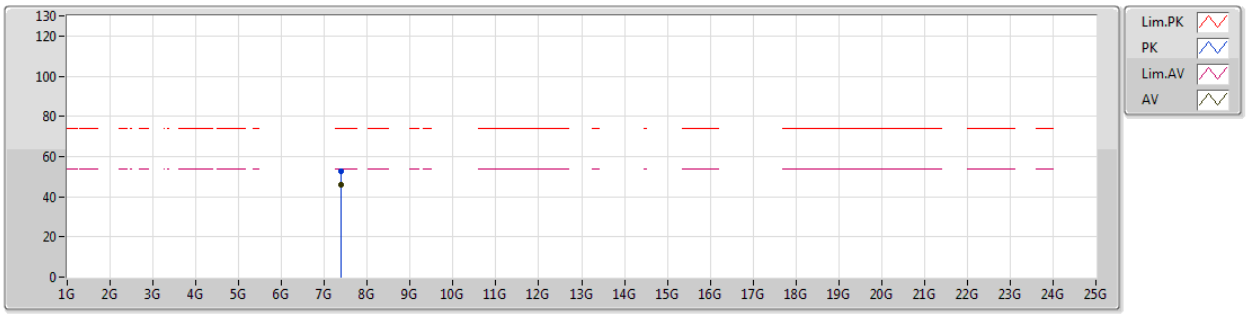

EUT Y_4TX
Setting 81
02-R-5
FSP

Type	Freq	Level	Limit	Margin	Factor	Dist	Condition	Azimuth	Height	Comments
	(Hz)	(dBuV/m)	(dBuV/m)	(dB)	(dB)	(m)		(°)	(m)	
PK	7.38596G	52.95	74.00	-21.05	10.76	3	Horizontal	215	1.50	-
AV	7.38594G	45.81	54.00	-8.19	10.76	3	Horizontal	215	1.50	-

802.11ac VHT40-BF_Nss1,(MCS0)_4TX

2422MHz_TX

21/12/2018

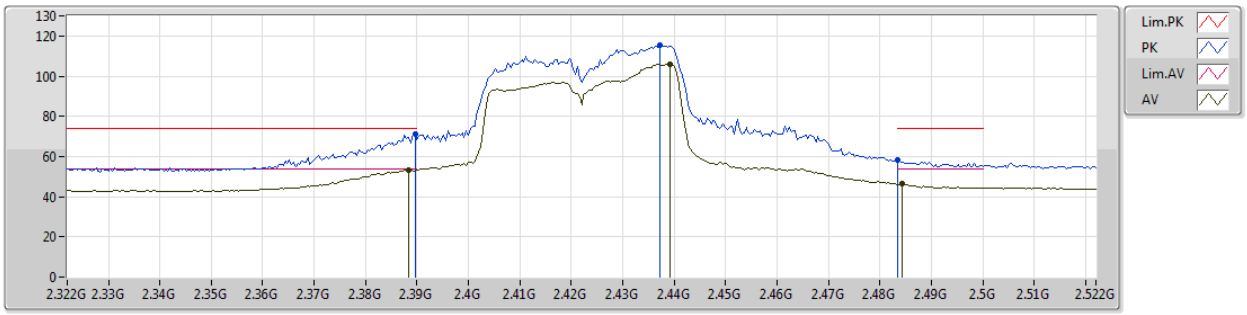

EUT Y_4TX
Setting 85
02-R-5
FSP

Type	Freq	Level	Limit	Margin	Factor	Dist	Condition	Azimuth	Height	Comments
	(Hz)	(dBuV/m)	(dBuV/m)	(dB)	(dB)	(m)		(°)	(m)	
PK	2.3896G	71.11	74.00	-2.89	31.38	3	Vertical	194	1.43	-
AV	2.3884G	53.47	54.00	-0.53	31.38	3	Vertical	194	1.43	-
PK	2.4372G	115.41	Inf	-Inf	31.49	3	Vertical	194	1.43	-
AV	2.4392G	106.02	Inf	-Inf	31.50	3	Vertical	194	1.43	-
PK	2.4835G	58.20	74.00	-15.80	31.59	3	Vertical	194	1.43	-
AV	2.4844G	46.39	54.00	-7.61	31.59	3	Vertical	194	1.43	-

802.11ac VHT40-BF_Nss1,(MCS0)_4TX

2422MHz_TX

21/12/2018

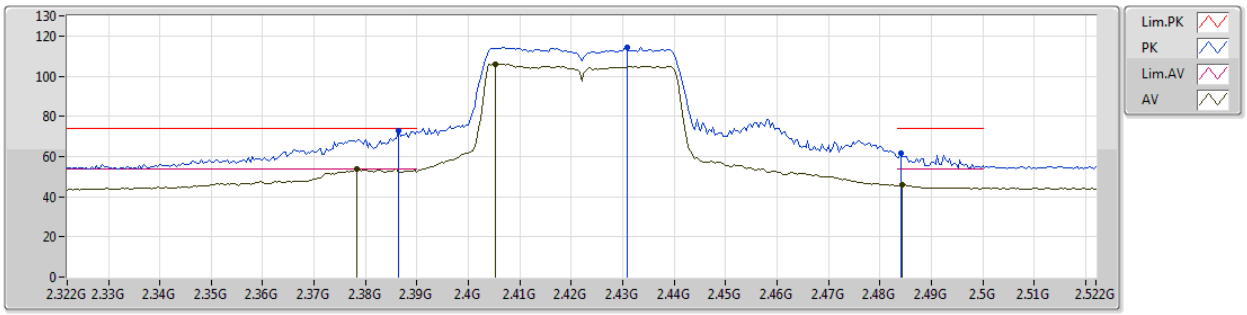

EUT Y_4TX
Setting 85
02-R-5
FSP

Type	Freq	Level	Limit	Margin	Factor	Dist	Condition	Azimuth	Height	Comments
	(Hz)	(dBuV/m)	(dBuV/m)	(dB)	(dB)	(m)		(°)	(m)	
PK	2.3864G	72.61	74.00	-1.39	31.37	3	Horizontal	62	2.03	-
AV	2.3784G	53.75	54.00	-0.25	31.35	3	Horizontal	62	2.03	-
PK	2.4308G	114.36	Inf	-Inf	31.48	3	Horizontal	62	2.03	-
AV	2.4052G	106.05	Inf	-Inf	31.42	3	Horizontal	62	2.03	-
PK	2.484G	61.81	74.00	-12.19	31.59	3	Horizontal	62	2.03	-
AV	2.4844G	45.85	54.00	-8.15	31.59	3	Horizontal	62	2.03	-

802.11ac VHT40-BF_Nss1,(MCS0)_4TX

2422MHz_TX

21/12/2018

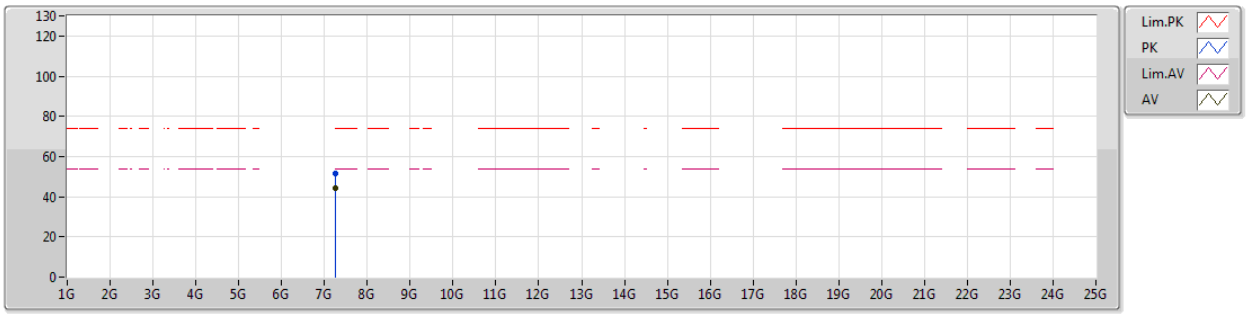

EUT Y_4TX
Setting 85
02-R-5
FSP

Type	Freq	Level	Limit	Margin	Factor	Dist	Condition	Azimuth	Height	Comments
	(Hz)	(dBuV/m)	(dBuV/m)	(dB)	(dB)	(m)		(°)	(m)	
PK	7.26598G	51.49	74.00	-22.51	10.40	3	Vertical	24	2.74	-
AV	7.26597G	44.36	54.00	-9.64	10.40	3	Vertical	24	2.74	-

802.11ac VHT40-BF_Nss1,(MCS0)_4TX

2422MHz_TX

21/12/2018

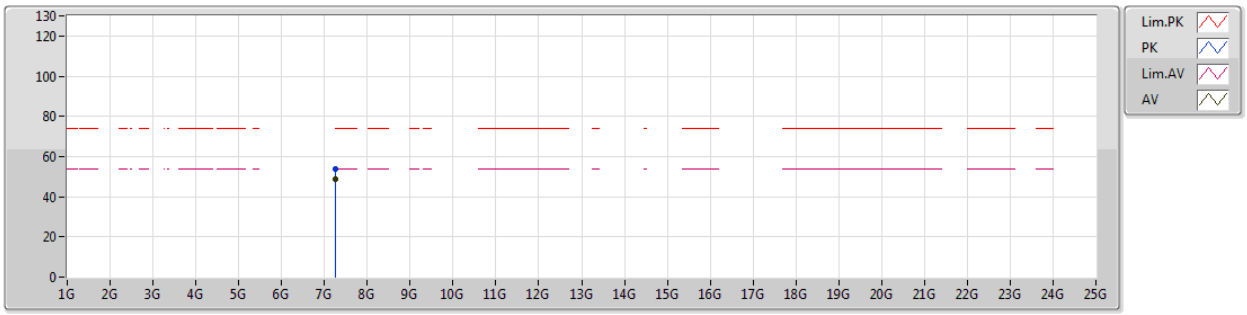

EUT Y_4TX
Setting 85
02-R-5
FSP

Type	Freq	Level	Limit	Margin	Factor	Dist	Condition	Azimuth	Height	Comments
	(Hz)	(dBuV/m)	(dBuV/m)	(dB)	(dB)	(m)		(°)	(m)	
PK	7.26595G	53.76	74.00	-20.24	10.40	3	Horizontal	61	1.61	-
AV	7.26596G	48.74	54.00	-5.26	10.40	3	Horizontal	61	1.61	-

802.11ac VHT40-BF_Nss1,(MCS0)_4TX

2427MHz_TX

22/12/2018

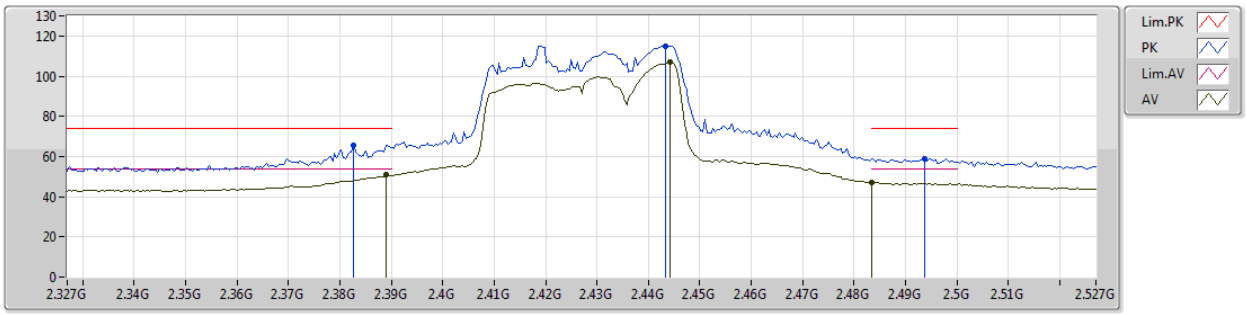

EUT Y_4TX
Setting 85
02-R-5
FSP

Type	Freq	Level	Limit	Margin	Factor	Dist	Condition	Azimuth	Height	Comments
	(Hz)	(dBuV/m)	(dBuV/m)	(dB)	(dB)	(m)		(°)	(m)	
PK	2.3826G	65.74	74.00	-8.26	31.37	3	Vertical	288	1.50	-
AV	2.389G	51.07	54.00	-2.93	31.38	3	Vertical	288	1.50	-
PK	2.4434G	114.89	Inf	-Inf	31.51	3	Vertical	288	1.50	-
AV	2.4442G	106.91	Inf	-Inf	31.51	3	Vertical	288	1.50	-
PK	2.4938G	58.90	74.00	-15.10	31.62	3	Vertical	288	1.50	-
AV	2.4835G	47.09	54.00	-6.91	31.59	3	Vertical	288	1.50	-

802.11ac VHT40-BF_Nss1,(MCS0)_4TX

2427MHz_TX

22/12/2018

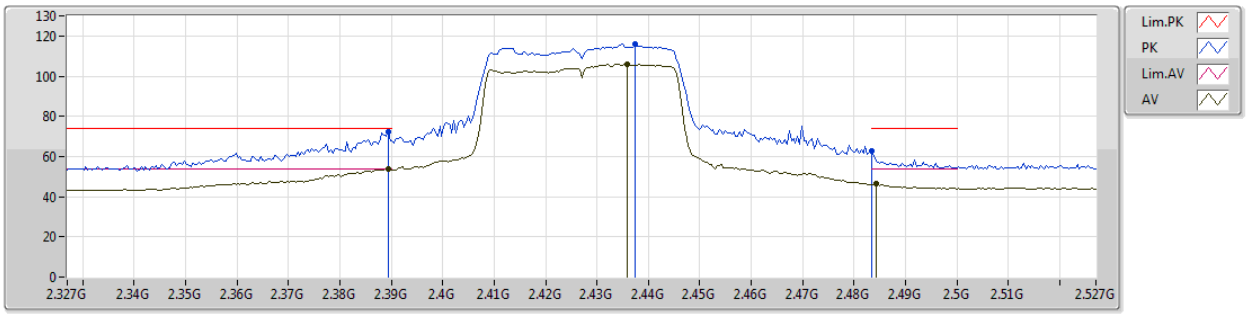

EUT Y_4TX
Setting 85
02-R-5
FSP

Type	Freq	Level	Limit	Margin	Factor	Dist	Condition	Azimuth	Height	Comments
	(Hz)	(dBuV/m)	(dBuV/m)	(dB)	(dB)	(m)		(°)	(m)	
PK	2.3894G	72.22	74.00	-1.78	31.38	3	Horizontal	152	1.19	-
AV	2.3894G	53.78	54.00	-0.22	31.38	3	Horizontal	152	1.19	-
PK	2.4374G	116.24	Inf	-Inf	31.49	3	Horizontal	152	1.19	-
AV	2.4358G	105.90	Inf	-Inf	31.48	3	Horizontal	152	1.19	-
PK	2.4835G	62.63	74.00	-11.37	31.59	3	Horizontal	152	1.19	-
AV	2.4842G	46.26	54.00	-7.74	31.59	3	Horizontal	152	1.19	-

802.11ac VHT40-BF_Nss1,(MCS0)_4TX

2432MHz_TX

22/12/2018

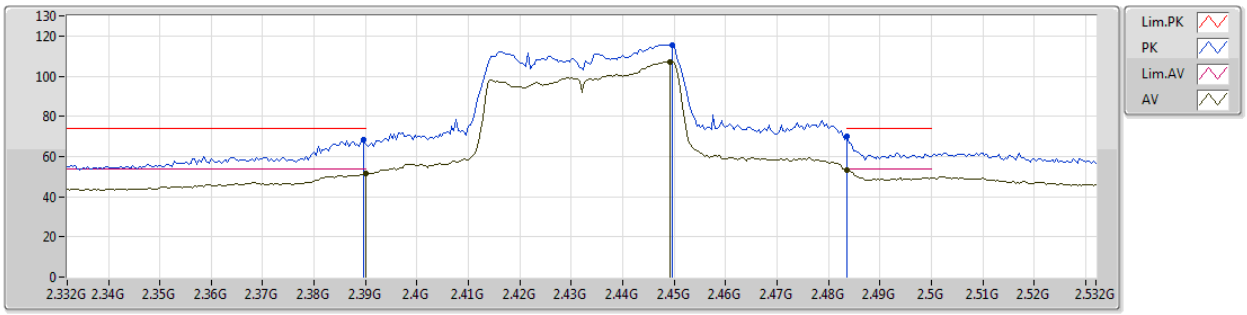

EUT Y_4TX
Setting 86
02-R-5
FSP

Type	Freq	Level	Limit	Margin	Factor	Dist	Condition	Azimuth	Height	Comments
	(Hz)	(dBuV/m)	(dBuV/m)	(dB)	(dB)	(m)		(°)	(m)	
PK	2.3896G	68.09	74.00	-5.91	31.38	3	Vertical	348	1.49	-
AV	2.39G	51.39	54.00	-2.61	31.38	3	Vertical	348	1.49	-
PK	2.4496G	115.63	Inf	-Inf	31.52	3	Vertical	348	1.49	-
AV	2.4492G	107.27	Inf	-Inf	31.52	3	Vertical	348	1.49	-
PK	2.4835G	69.89	74.00	-4.11	31.59	3	Vertical	348	1.49	-
AV	2.4835G	53.12	54.00	-0.88	31.59	3	Vertical	348	1.49	-

802.11ac VHT40-BF_Nss1,(MCS0)_4TX

2432MHz_TX

22/12/2018

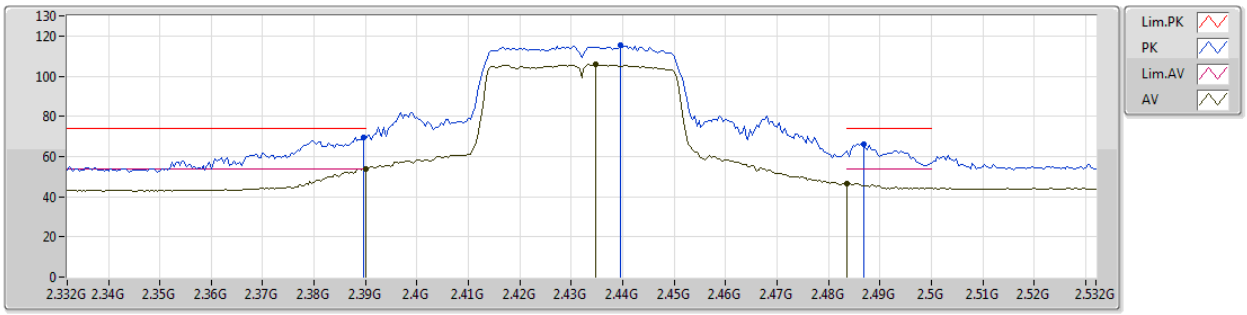

EUT Y_4TX
Setting 86
02-R-5
FSP

Type	Freq	Level	Limit	Margin	Factor	Dist	Condition	Azimuth	Height	Comments
	(Hz)	(dBuV/m)	(dBuV/m)	(dB)	(dB)	(m)		(°)	(m)	
PK	2.3896G	69.44	74.00	-4.56	31.38	3	Horizontal	133	1.94	-
AV	2.39G	53.87	54.00	-0.13	31.38	3	Horizontal	133	1.94	-
PK	2.4396G	115.39	Inf	-Inf	31.50	3	Horizontal	133	1.94	-
AV	2.4348G	105.85	Inf	-Inf	31.48	3	Horizontal	133	1.94	-
PK	2.4868G	66.30	74.00	-7.70	31.60	3	Horizontal	133	1.94	-
AV	2.4835G	46.75	54.00	-7.25	31.59	3	Horizontal	133	1.94	-

802.11ac VHT40-BF_Nss1,(MCS0)_4TX

2437MHz_TX

21/12/2018

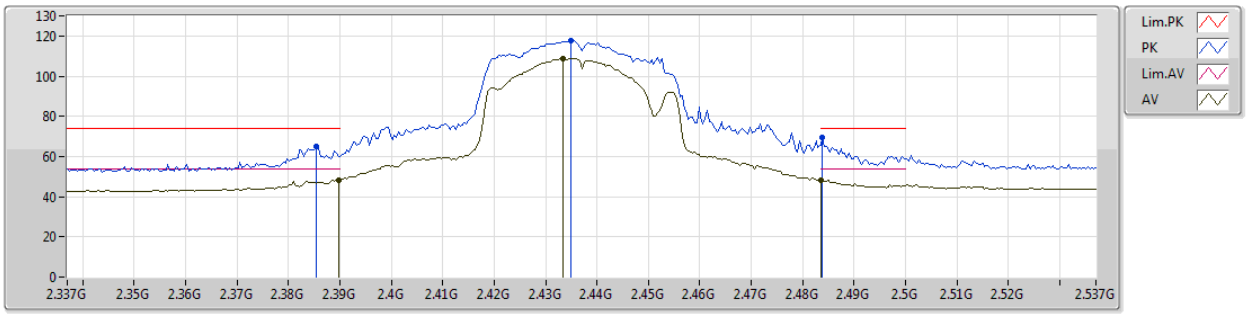

EUT Y_4TX
Setting 90
02-R-5
FSP

Type	Freq	Level	Limit	Margin	Factor	Dist	Condition	Azimuth	Height	Comments
	(Hz)	(dBuV/m)	(dBuV/m)	(dB)	(dB)	(m)		(°)	(m)	
PK	2.3854G	64.72	74.00	-9.28	31.37	3	Vertical	172	1.23	-
AV	2.3898G	48.44	54.00	-5.56	31.38	3	Vertical	172	1.23	-
PK	2.435G	117.66	Inf	-Inf	31.48	3	Vertical	172	1.23	-
AV	2.4334G	108.72	Inf	-Inf	31.48	3	Vertical	172	1.23	-
PK	2.4838G	69.65	74.00	-4.35	31.59	3	Vertical	172	1.23	-
AV	2.4835G	48.24	54.00	-5.76	31.59	3	Vertical	172	1.23	-

802.11ac VHT40-BF_Nss1,(MCS0)_4TX

2437MHz_TX

21/12/2018

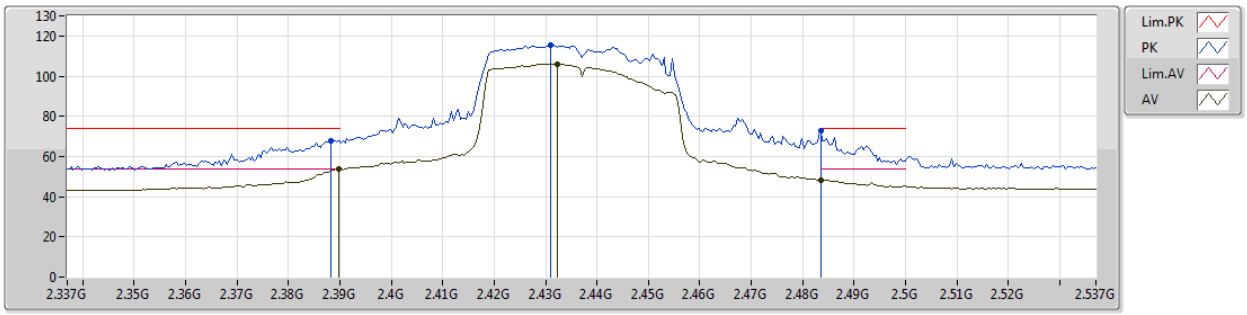

EUT Y_4TX
Setting 90
02-R-5
FSP

Type	Freq	Level	Limit	Margin	Factor	Dist	Condition	Azimuth	Height	Comments
	(Hz)	(dBuV/m)	(dBuV/m)	(dB)	(dB)	(m)		(°)	(m)	
PK	2.3882G	67.94	74.00	-6.06	31.38	3	Horizontal	47	2.96	-
AV	2.3898G	53.81	54.00	-0.19	31.38	3	Horizontal	47	2.96	-
PK	2.431G	115.54	Inf	-Inf	31.48	3	Horizontal	47	2.96	-
AV	2.4322G	106.14	Inf	-Inf	31.48	3	Horizontal	47	2.96	-
PK	2.4836G	73.01	74.00	-0.99	31.59	3	Horizontal	47	2.96	-
AV	2.4836G	48.41	54.00	-5.59	31.59	3	Horizontal	47	2.96	-

802.11ac VHT40-BF_Nss1,(MCS0)_4TX

2437MHz_TX

21/12/2018

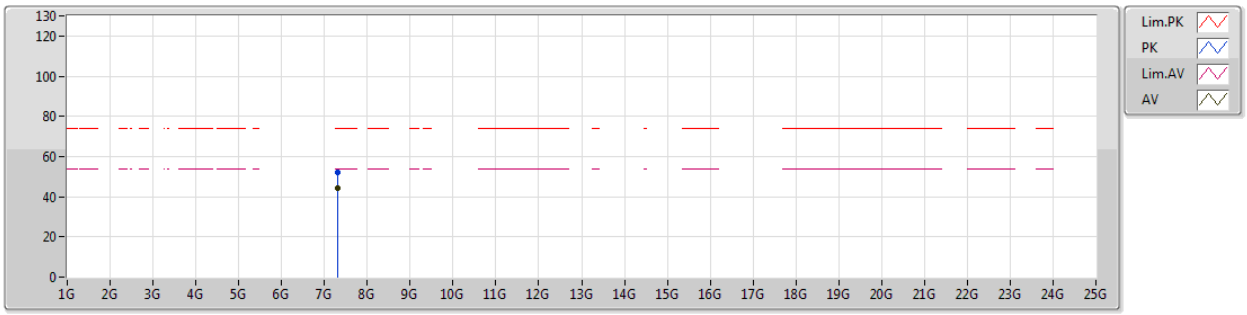

EUT Y_4TX
Setting 90
02-R-5
FSP

Type	Freq	Level	Limit	Margin	Factor	Dist	Condition	Azimuth	Height	Comments
	(Hz)	(dBuV/m)	(dBuV/m)	(dB)	(dB)	(m)		(°)	(m)	
PK	7.311G	52.00	74.00	-22.00	10.54	3	Vertical	350	2.80	-
AV	7.31095G	44.19	54.00	-9.81	10.54	3	Vertical	350	2.80	-

802.11ac VHT40-BF_Nss1,(MCS0)_4TX

2437MHz_TX

21/12/2018

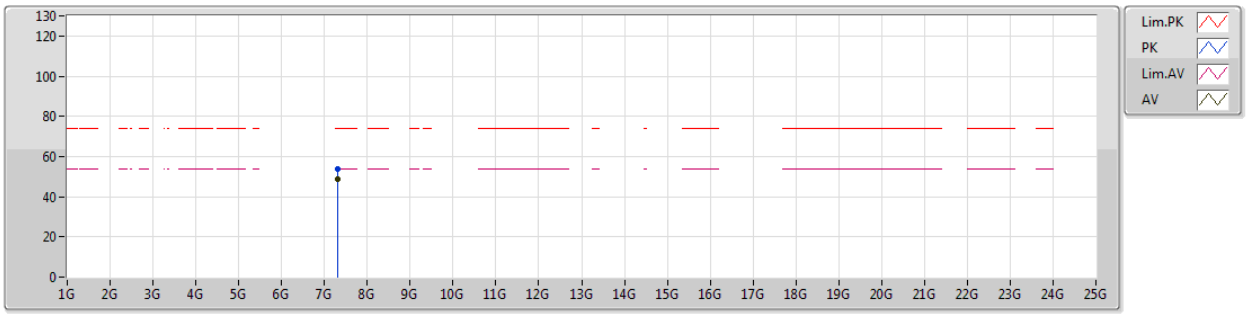

EUT Y_4TX
Setting 90
02-R-5
FSP

Type	Freq	Level	Limit	Margin	Factor	Dist	Condition	Azimuth	Height	Comments
	(Hz)	(dBuV/m)	(dBuV/m)	(dB)	(dB)	(m)		(°)	(m)	
PK	7.31114G	53.85	74.00	-20.15	10.54	3	Horizontal	39	1.70	-
AV	7.31092G	48.78	54.00	-5.22	10.54	3	Horizontal	39	1.70	-

802.11ac VHT40-BF_Nss1,(MCS0)_4TX

22/12/2018

2442MHz_TX

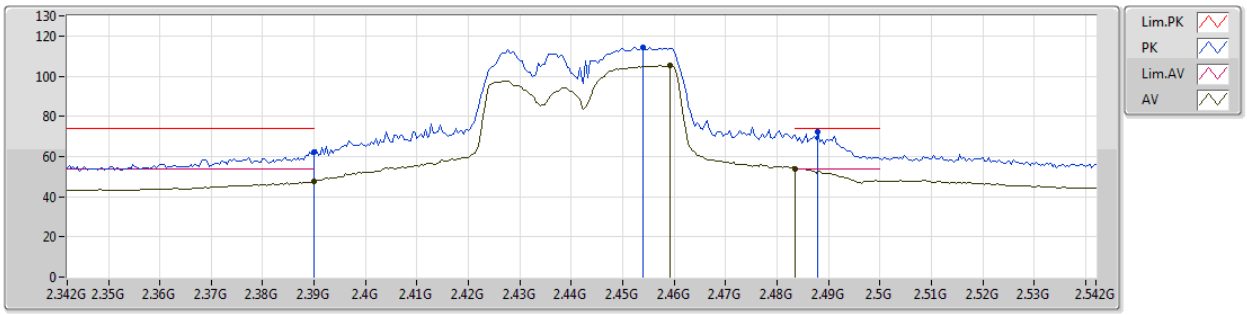

EUT Y_4TX
Setting 86
02-R-5
FSP

Type	Freq	Level	Limit	Margin	Factor	Dist	Condition	Azimuth	Height	Comments
	(Hz)	(dBuV/m)	(dBuV/m)	(dB)	(dB)	(m)		(°)	(m)	
PK	2.39G	62.35	74.00	-11.65	31.38	3	Vertical	334	1.71	-
AV	2.39G	47.72	54.00	-6.28	31.38	3	Vertical	334	1.71	-
PK	2.454G	114.06	Inf	-Inf	31.53	3	Vertical	334	1.71	-
AV	2.4592G	105.19	Inf	-Inf	31.54	3	Vertical	334	1.71	-
PK	2.488G	72.47	74.00	-1.53	31.61	3	Vertical	334	1.71	-
AV	2.4836G	53.98	54.00	-0.02	31.59	3	Vertical	334	1.71	-

802.11ac VHT40-BF_Nss1,(MCS0)_4TX

2442MHz_TX

22/12/2018

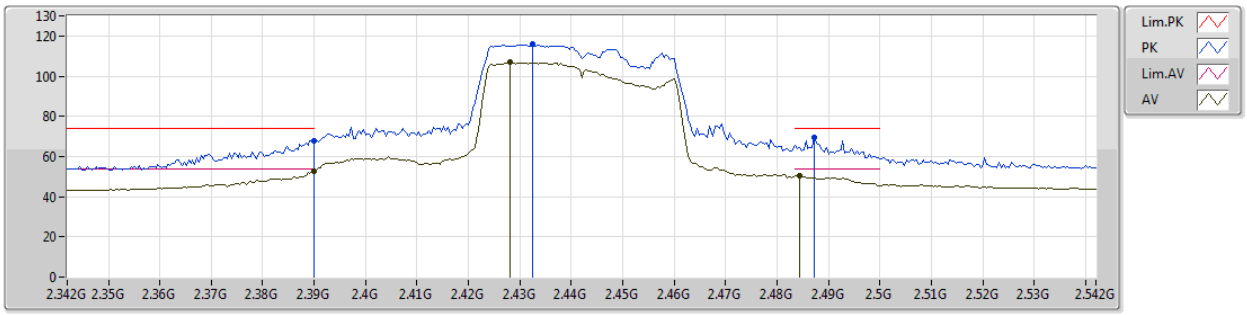

EUT Y_4TX
Setting 86
02-R-5
FSP

Type	Freq	Level	Limit	Margin	Factor	Dist	Condition	Azimuth	Height	Comments
	(Hz)	(dBuV/m)	(dBuV/m)	(dB)	(dB)	(m)		(°)	(m)	
PK	2.39G	67.82	74.00	-6.18	31.38	3	Horizontal	124	2.74	-
AV	2.39G	52.91	54.00	-1.09	31.38	3	Horizontal	124	2.74	-
PK	2.4324G	116.20	Inf	-Inf	31.48	3	Horizontal	124	2.74	-
AV	2.428G	106.85	Inf	-Inf	31.47	3	Horizontal	124	2.74	-
PK	2.4872G	69.73	74.00	-4.27	31.60	3	Horizontal	124	2.74	-
AV	2.4844G	50.26	54.00	-3.74	31.59	3	Horizontal	124	2.74	-

802.11ac VHT40-BF_Nss1,(MCS0)_4TX

2447MHz_TX

22/12/2018

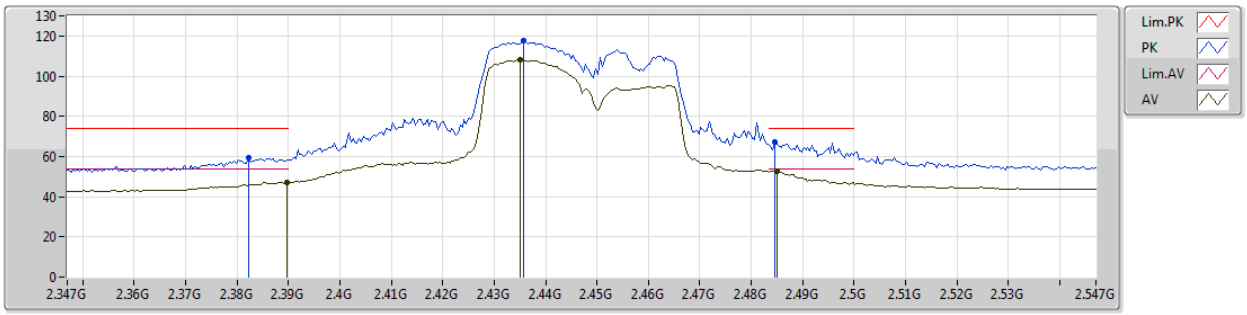

EUT Y_4TX
Setting 86
02-R-5
FSP

Type	Freq	Level	Limit	Margin	Factor	Dist	Condition	Azimuth	Height	Comments
	(Hz)	(dBuV/m)	(dBuV/m)	(dB)	(dB)	(m)		(°)	(m)	
PK	2.3822G	59.58	74.00	-14.42	31.36	3	Vertical	272	1.22	-
AV	2.3898G	47.13	54.00	-6.87	31.38	3	Vertical	272	1.22	-
PK	2.4358G	117.72	Inf	-Inf	31.48	3	Vertical	272	1.22	-
AV	2.435G	108.11	Inf	-Inf	31.48	3	Vertical	272	1.22	-
PK	2.4846G	67.42	74.00	-6.58	31.59	3	Vertical	272	1.22	-
AV	2.485G	52.82	54.00	-1.18	31.59	3	Vertical	272	1.22	-

802.11ac VHT40-BF_Nss1,(MCS0)_4TX

2447MHz_TX

22/12/2018

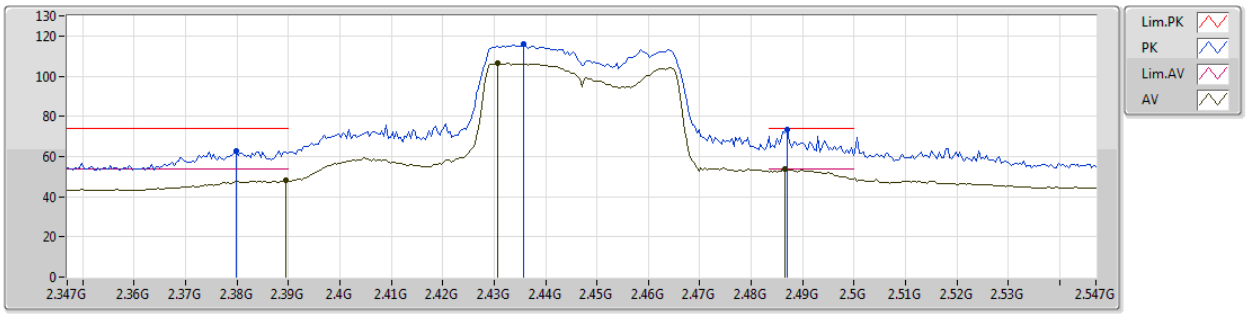

EUT Y_4TX
Setting 86
02-R-5
FSP

Type	Freq	Level	Limit	Margin	Factor	Dist	Condition	Azimuth	Height	Comments
	(Hz)	(dBuV/m)	(dBuV/m)	(dB)	(dB)	(m)		(°)	(m)	
PK	2.3798G	62.68	74.00	-11.32	31.36	3	Horizontal	133	2.75	-
AV	2.3894G	48.21	54.00	-5.79	31.38	3	Horizontal	133	2.75	-
PK	2.4358G	115.86	Inf	-Inf	31.48	3	Horizontal	133	2.75	-
AV	2.4306G	106.24	Inf	-Inf	31.48	3	Horizontal	133	2.75	-
PK	2.487G	73.27	74.00	-0.73	31.60	3	Horizontal	133	2.75	-
AV	2.4866G	53.87	54.00	-0.13	31.60	3	Horizontal	133	2.75	-

802.11ac VHT40-BF_Nss1,(MCS0)_4TX

2452MHz_TX

22/12/2018

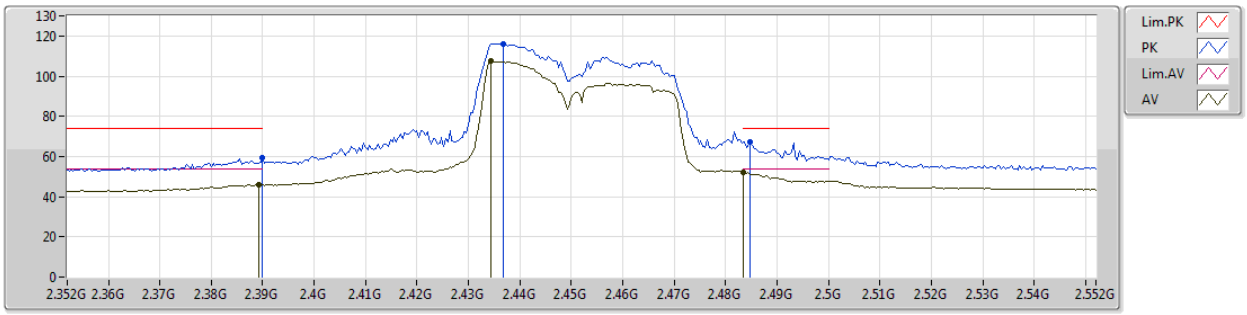

EUT Y_4TX
Setting 81
02-R-5
FSP

Type	Freq	Level	Limit	Margin	Factor	Dist	Condition	Azimuth	Height	Comments
	(Hz)	(dBuV/m)	(dBuV/m)	(dB)	(dB)	(m)		(°)	(m)	
PK	2.39G	59.12	74.00	-14.88	31.38	3	Vertical	311	1.23	-
AV	2.3892G	46.07	54.00	-7.93	31.38	3	Vertical	311	1.23	-
PK	2.4368G	116.19	Inf	-Inf	31.49	3	Vertical	311	1.23	-
AV	2.4344G	107.40	Inf	-Inf	31.48	3	Vertical	311	1.23	-
PK	2.4848G	67.36	74.00	-6.64	31.59	3	Vertical	311	1.23	-
AV	2.4835G	51.98	54.00	-2.02	31.59	3	Vertical	311	1.23	-

802.11ac VHT40-BF_Nss1,(MCS0)_4TX

2452MHz_TX

22/12/2018

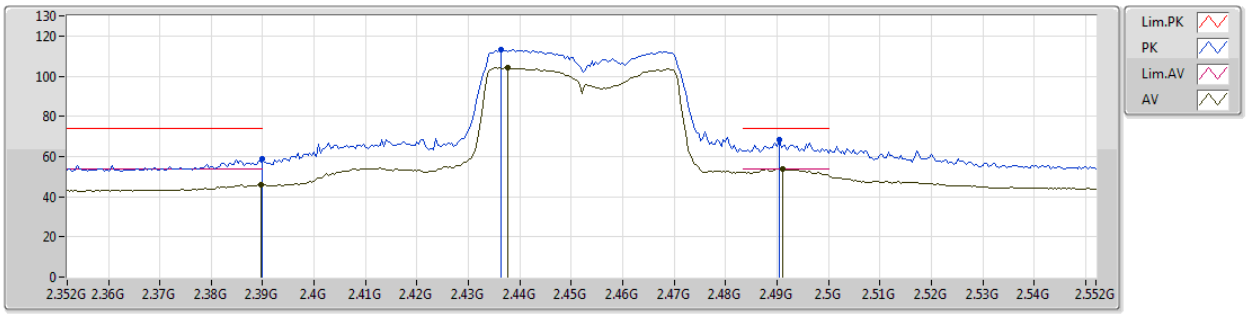

EUT Y_4TX
Setting 81
02-R-5
FSP

Type	Freq	Level	Limit	Margin	Factor	Dist	Condition	Azimuth	Height	Comments
	(Hz)	(dBuV/m)	(dBuV/m)	(dB)	(dB)	(m)		(°)	(m)	
PK	2.39G	58.96	74.00	-15.04	31.38	3	Horizontal	163	1.21	-
AV	2.3896G	45.96	54.00	-8.04	31.38	3	Horizontal	163	1.21	-
PK	2.4364G	112.98	Inf	-Inf	31.49	3	Horizontal	163	1.21	-
AV	2.4376G	104.21	Inf	-Inf	31.50	3	Horizontal	163	1.21	-
PK	2.4904G	68.30	74.00	-5.70	31.61	3	Horizontal	163	1.21	-
AV	2.4912G	53.89	54.00	-0.11	31.61	3	Horizontal	163	1.21	-

802.11ac VHT40-BF_Nss1,(MCS0)_4TX

2452MHz_TX

22/12/2018

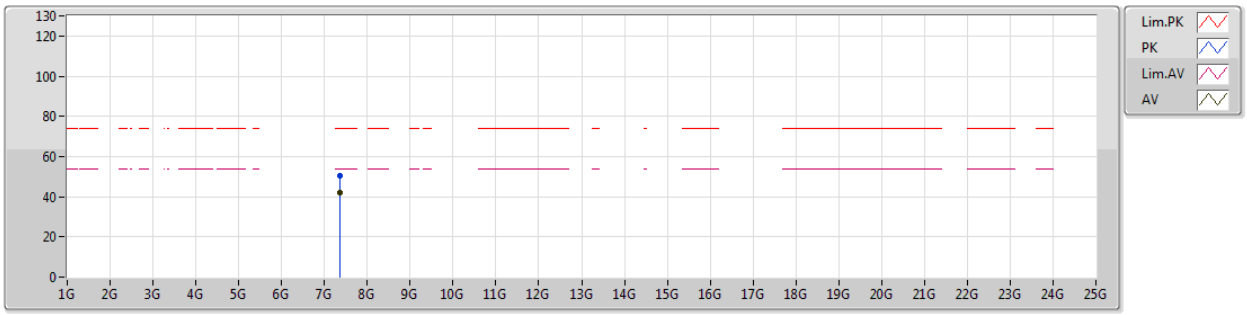

EUT Y_4TX
Setting 81
02-R-5
FSP

Type	Freq	Level	Limit	Margin	Factor	Dist	Condition	Azimuth	Height	Comments
	(Hz)	(dBuV/m)	(dBuV/m)	(dB)	(dB)	(m)		(°)	(m)	
PK	7.35611G	50.33	74.00	-23.67	10.68	3	Vertical	133	2.78	-
AV	7.35594G	42.01	54.00	-11.99	10.68	3	Vertical	133	2.78	-

802.11ac VHT40-BF_Nss1,(MCS0)_4TX

2452MHz_TX

22/12/2018

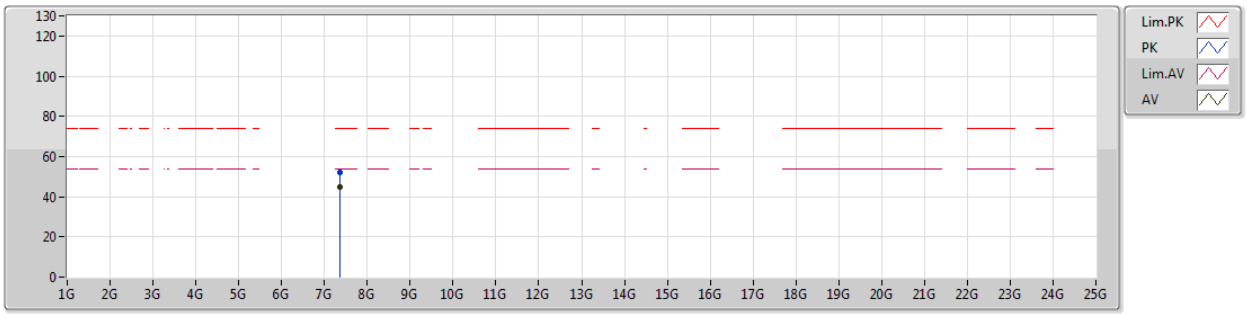

EUT Y_4TX
Setting 81
02-R-5
FSP

Type	Freq	Level	Limit	Margin	Factor	Dist	Condition	Azimuth	Height	Comments
	(Hz)	(dBuV/m)	(dBuV/m)	(dB)	(dB)	(m)		(°)	(m)	
PK	7.35578G	52.32	74.00	-21.68	10.68	3	Horizontal	234	1.72	-
AV	7.35596G	45.09	54.00	-8.91	10.68	3	Horizontal	234	1.72	-

802.11ax HEW20-BF_Nss1,(MCS0)_4TX

2412MHz_TX

22/12/2018

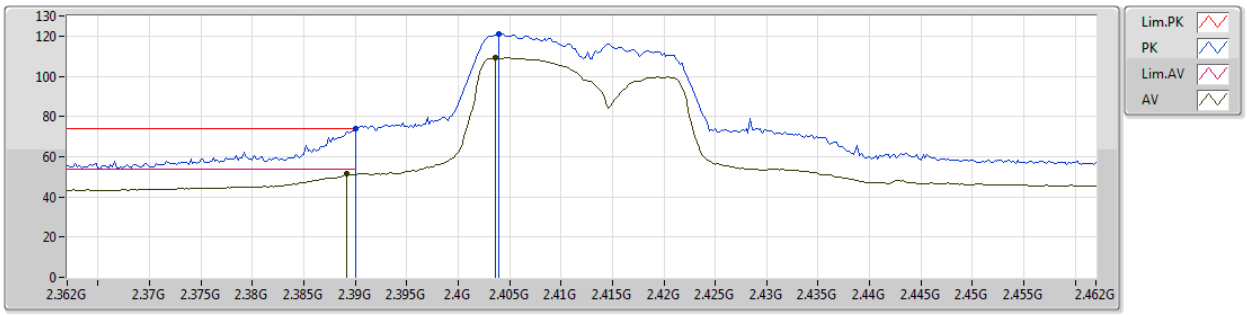

EUT Y_4TX
Setting 79
02-C-5
FSP

Type	Freq	Level	Limit	Margin	Factor	Dist	Condition	Azimuth	Height	Comments
	(Hz)	(dBuV/m)	(dBuV/m)	(dB)	(dB)	(m)		(°)	(m)	
PK	2.39G	73.85	74.00	-0.15	31.38	3	Vertical	7	1.97	-
AV	2.3892G	51.72	54.00	-2.28	31.38	3	Vertical	7	1.97	-
PK	2.404G	120.99	Inf	-Inf	31.42	3	Vertical	7	1.97	-
AV	2.4036G	109.18	Inf	-Inf	31.42	3	Vertical	7	1.97	-

802.11ax HEW20-BF_Nss1,(MCS0)_4TX

2412MHz_TX

22/12/2018

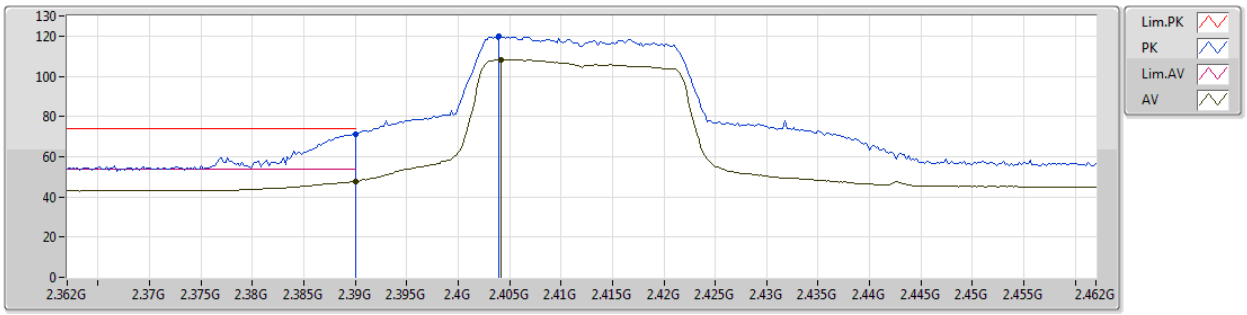

EUT Y_4TX
Setting 79
02-C-5
FSP

Type	Freq	Level	Limit	Margin	Factor	Dist	Condition	Azimuth	Height	Comments
	(Hz)	(dBuV/m)	(dBuV/m)	(dB)	(dB)	(m)		(°)	(m)	
PK	2.39G	71.41	74.00	-2.59	31.38	3	Horizontal	188	1.80	-
AV	2.39G	47.83	54.00	-6.17	31.38	3	Horizontal	188	1.80	-
PK	2.404G	119.92	Inf	-Inf	31.42	3	Horizontal	188	1.80	-
AV	2.4042G	108.19	Inf	-Inf	31.42	3	Horizontal	188	1.80	-

802.11ax HEW20-BF_Nss1,(MCS0)_4TX

2412MHz_TX

22/12/2018

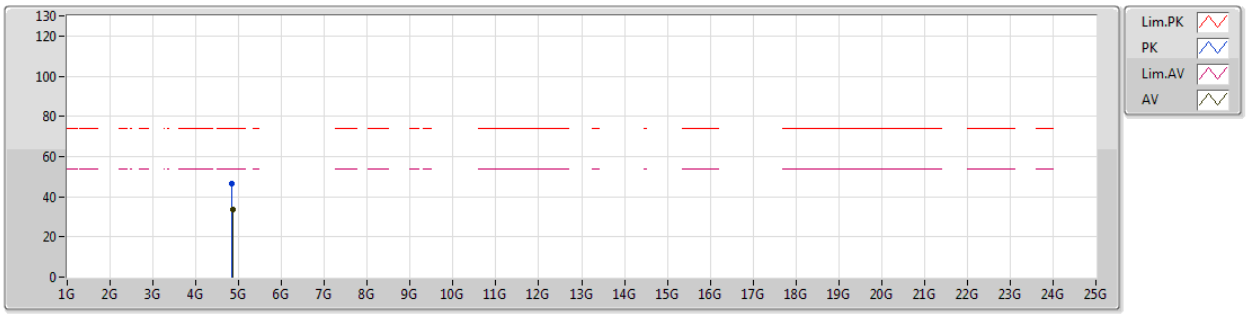

EUT Y_4TX
Setting 79
02-C-5
FSP

Type	Freq	Level	Limit	Margin	Factor	Dist	Condition	Azimuth	Height	Comments
	(Hz)	(dBuV/m)	(dBuV/m)	(dB)	(dB)	(m)		(°)	(m)	
PK	4.8506G	46.75	74.00	-27.25	7.37	3	Vertical	101	2.50	-
AV	4.8672G	33.61	54.00	-20.39	7.39	3	Vertical	101	2.50	-

802.11ax HEW20-BF_Nss1,(MCS0)_4TX

2412MHz_TX

22/12/2018

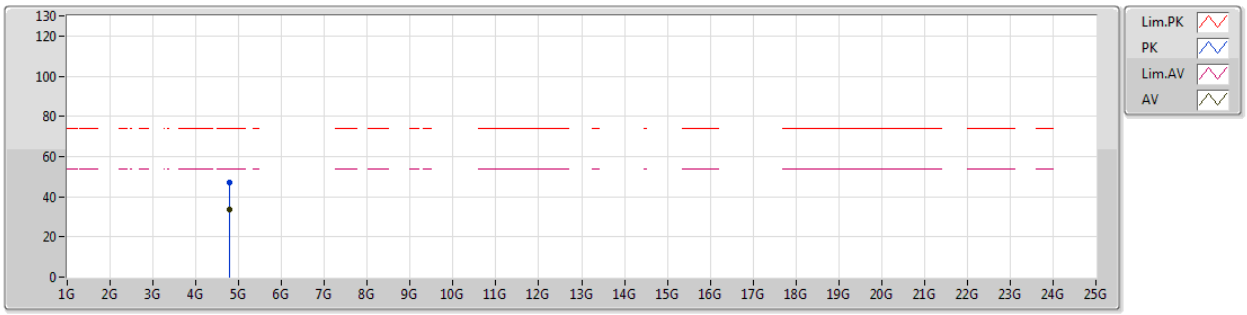

EUT Y_4TX
Setting 79
02-C-5
FSP

Type	Freq	Level	Limit	Margin	Factor	Dist	Condition	Azimuth	Height	Comments
	(Hz)	(dBuV/m)	(dBuV/m)	(dB)	(dB)	(m)		(°)	(m)	
PK	4.776G	47.15	74.00	-26.85	7.19	3	Horizontal	218	1.06	-
AV	4.7752G	33.62	54.00	-20.38	7.19	3	Horizontal	218	1.06	-

802.11ax HEW20-BF_Nss1,(MCS0)_4TX

2417MHz_TX

22/12/2018

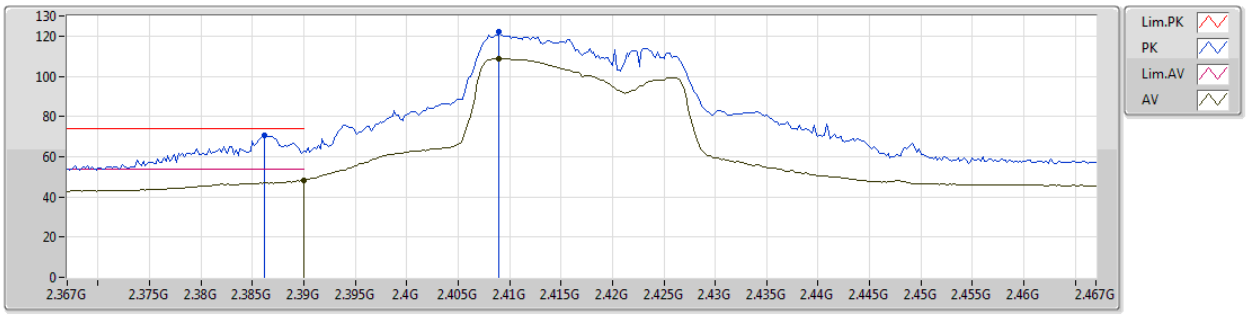

EUT Y_4TX
Setting 88
02-C-5
FSP

Type	Freq	Level	Limit	Margin	Factor	Dist	Condition	Azimuth	Height	Comments
	(Hz)	(dBuV/m)	(dBuV/m)	(dB)	(dB)	(m)		(°)	(m)	
PK	2.3862G	70.34	74.00	-3.66	31.37	3	Vertical	94	1.84	-
AV	2.39G	48.29	54.00	-5.71	31.38	3	Vertical	94	1.84	-
PK	2.409G	121.90	Inf	-Inf	31.43	3	Vertical	94	1.84	-
AV	2.409G	108.74	Inf	-Inf	31.43	3	Vertical	94	1.84	-

802.11ax HEW20-BF_Nss1,(MCS0)_4TX

2417MHz_TX

22/12/2018

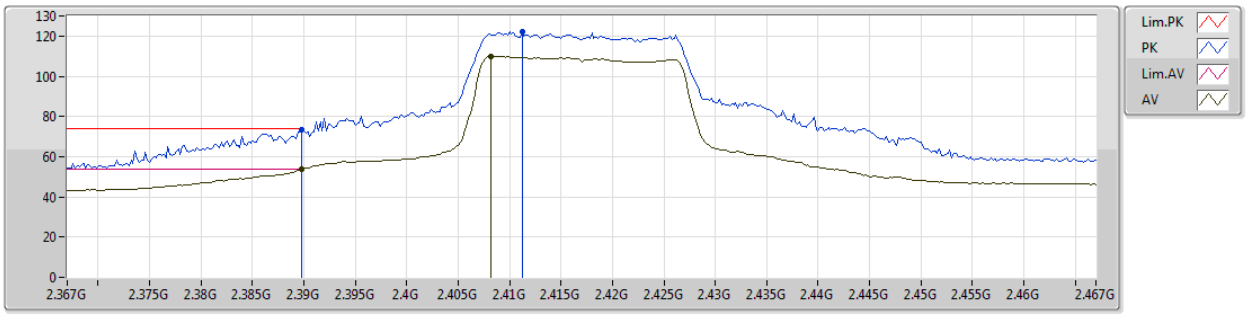

EUT Y_4TX
Setting 88
02-C-5
FSP

Type	Freq	Level	Limit	Margin	Factor	Dist	Condition	Azimuth	Height	Comments
	(Hz)	(dBuV/m)	(dBuV/m)	(dB)	(dB)	(m)		(°)	(m)	
PK	2.3898G	73.25	74.00	-0.75	31.38	3	Horizontal	182	1.92	-
AV	2.3898G	53.97	54.00	-0.03	31.38	3	Horizontal	182	1.92	-
PK	2.4112G	122.28	Inf	-Inf	31.43	3	Horizontal	182	1.92	-
AV	2.4082G	109.95	Inf	-Inf	31.42	3	Horizontal	182	1.92	-

802.11ax HEW20-BF_Nss1,(MCS0)_4TX

2422MHz_TX

22/12/2018

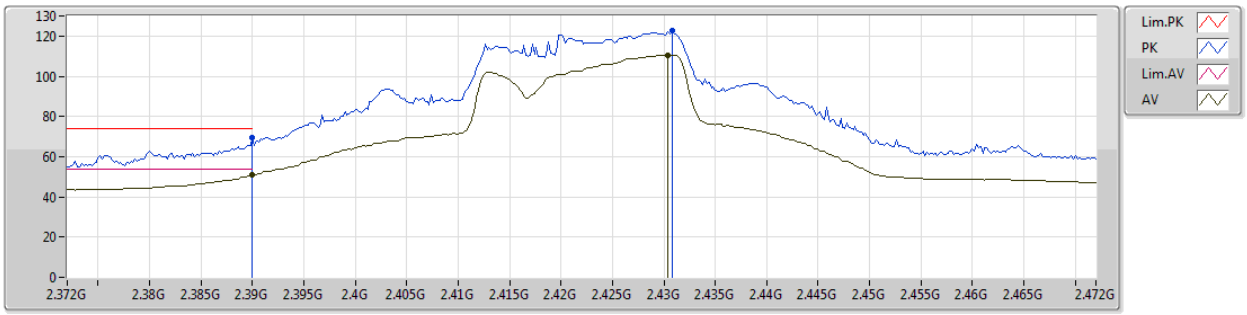

EUT Y_4TX
Setting 97
02-C-5
FSP

Type	Freq	Level	Limit	Margin	Factor	Dist	Condition	Azimuth	Height	Comments
	(Hz)	(dBuV/m)	(dBuV/m)	(dB)	(dB)	(m)		(°)	(m)	
PK	2.39G	69.27	74.00	-4.73	31.38	3	Vertical	346	1.83	-
AV	2.39G	50.72	54.00	-3.28	31.38	3	Vertical	346	1.83	-
PK	2.4308G	122.81	Inf	-Inf	31.48	3	Vertical	346	1.83	-
AV	2.4304G	110.65	Inf	-Inf	31.47	3	Vertical	346	1.83	-

802.11ax HEW20-BF_Nss1,(MCS0)_4TX

2422MHz_TX

22/12/2018

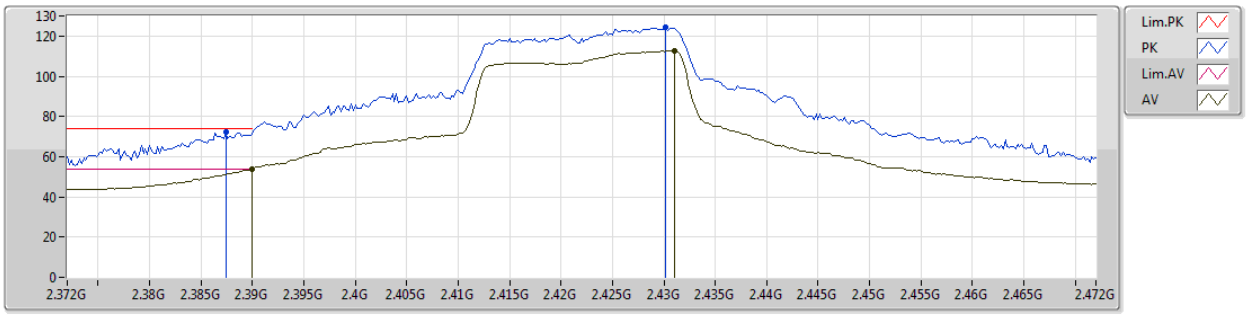

EUT Y_4TX
Setting 97
02-C-5
FSP

Type	Freq	Level	Limit	Margin	Factor	Dist	Condition	Azimuth	Height	Comments
	(Hz)	(dBuV/m)	(dBuV/m)	(dB)	(dB)	(m)		(°)	(m)	
PK	2.3874G	72.24	74.00	-1.76	31.37	3	Horizontal	177	1.75	-
AV	2.39G	53.91	54.00	-0.09	31.38	3	Horizontal	177	1.75	-
PK	2.4302G	124.12	Inf	-Inf	31.47	3	Horizontal	177	1.75	-
AV	2.431G	112.78	Inf	-Inf	31.48	3	Horizontal	177	1.75	-

802.11ax HEW20-BF_Nss1,(MCS0)_4TX

2427MHz_TX

22/12/2018

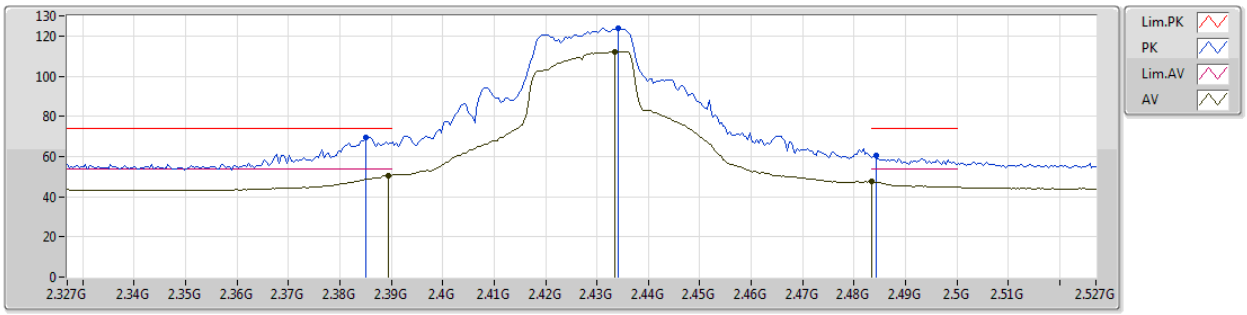

EUT Y_4TX
Setting 104
02-C-5
FSP

Type	Freq	Level	Limit	Margin	Factor	Dist	Condition	Azimuth	Height	Comments
	(Hz)	(dBuV/m)	(dBuV/m)	(dB)	(dB)	(m)		(°)	(m)	
PK	2.385G	69.62	74.00	-4.38	31.37	3	Vertical	349	2.16	-
AV	2.3894G	50.38	54.00	-3.62	31.38	3	Vertical	349	2.16	-
PK	2.4342G	123.59	Inf	-Inf	31.48	3	Vertical	349	2.16	-
AV	2.4334G	112.14	Inf	-Inf	31.48	3	Vertical	349	2.16	-
PK	2.4842G	60.70	74.00	-13.30	31.59	3	Vertical	349	2.16	-
AV	2.4835G	47.38	54.00	-6.62	31.59	3	Vertical	349	2.16	-

802.11ax HEW20-BF_Nss1,(MCS0)_4TX

2427MHz_TX

22/12/2018

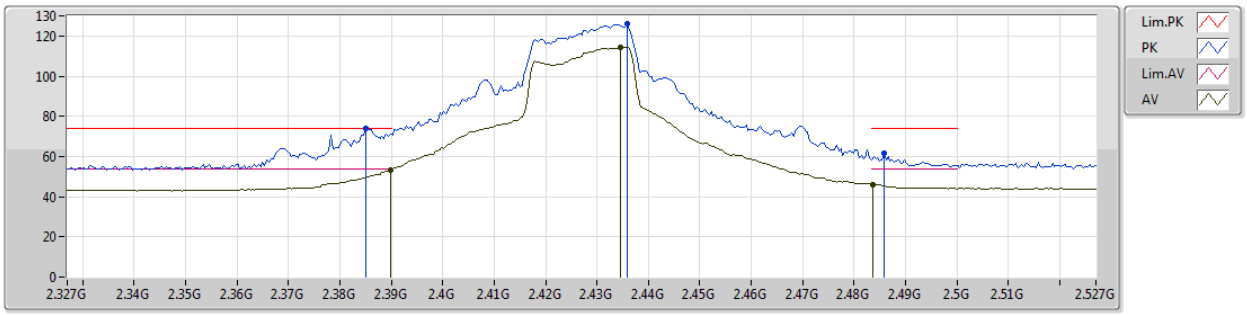

EUT Y_4TX
Setting 104
02-C-5
FSP

Type	Freq	Level	Limit	Margin	Factor	Dist	Condition	Azimuth	Height	Comments
	(Hz)	(dBuV/m)	(dBuV/m)	(dB)	(dB)	(m)		(°)	(m)	
PK	2.385G	73.80	74.00	-0.20	31.37	3	Horizontal	184	1.38	-
AV	2.3898G	53.42	54.00	-0.58	31.38	3	Horizontal	184	1.38	-
PK	2.4358G	125.89	Inf	-Inf	31.48	3	Horizontal	184	1.38	-
AV	2.4346G	114.15	Inf	-Inf	31.48	3	Horizontal	184	1.38	-
PK	2.4858G	61.74	74.00	-12.26	31.59	3	Horizontal	184	1.38	-
AV	2.4836G	46.18	54.00	-7.82	31.59	3	Horizontal	184	1.38	-

802.11ax HEW20-BF_Nss1,(MCS0)_4TX

2432MHz_TX

22/12/2018

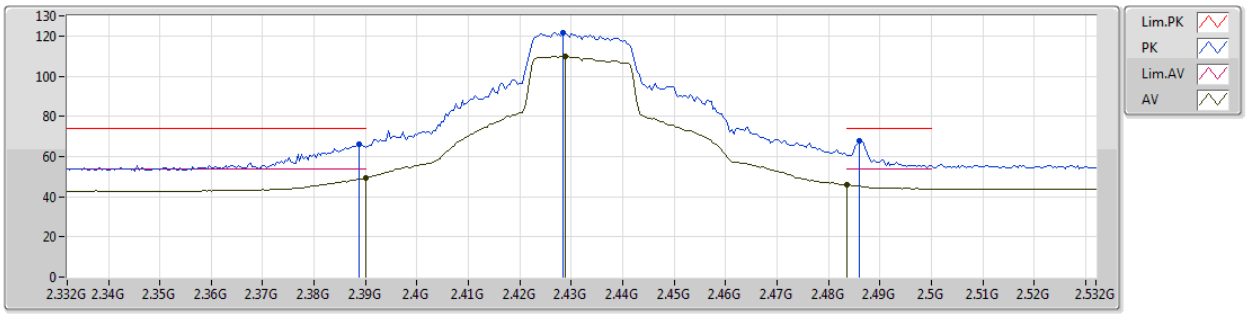

EUT Y_4TX
Setting 107
02-C-5
FSP

Type	Freq	Level	Limit	Margin	Factor	Dist	Condition	Azimuth	Height	Comments
	(Hz)	(dBuV/m)	(dBuV/m)	(dB)	(dB)	(m)		(°)	(m)	
PK	2.3888G	66.29	74.00	-7.71	31.38	3	Vertical	8	1.55	-
AV	2.39G	49.21	54.00	-4.79	31.38	3	Vertical	8	1.55	-
PK	2.4284G	121.52	Inf	-Inf	31.47	3	Vertical	8	1.55	-
AV	2.4288G	109.70	Inf	-Inf	31.47	3	Vertical	8	1.55	-
PK	2.486G	67.97	74.00	-6.03	31.59	3	Vertical	8	1.55	-
AV	2.4835G	46.17	54.00	-7.83	31.59	3	Vertical	8	1.55	-

802.11ax HEW20-BF_Nss1,(MCS0)_4TX

2432MHz_TX

22/12/2018

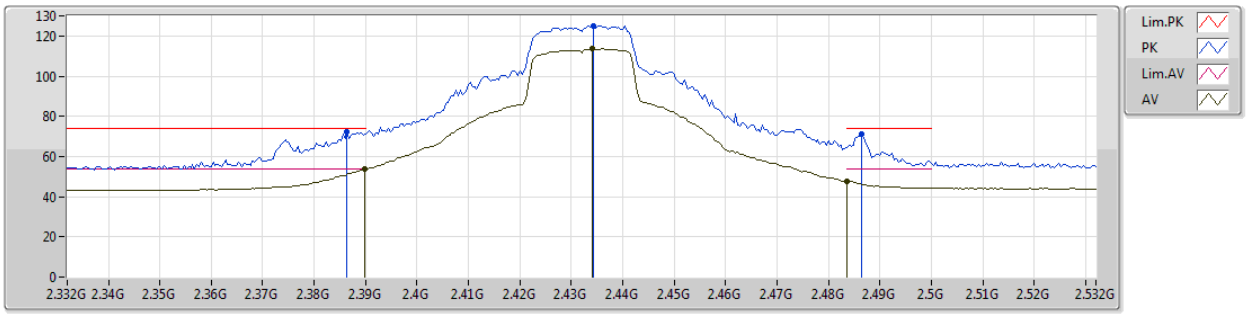

EUT Y_4TX
Setting 107
02-C-5
FSP

Type	Freq	Level	Limit	Margin	Factor	Dist	Condition	Azimuth	Height	Comments
	(Hz)	(dBuV/m)	(dBuV/m)	(dB)	(dB)	(m)		(°)	(m)	
PK	2.3864G	72.34	74.00	-1.66	31.37	3	Horizontal	191	1.23	-
AV	2.3898G	53.78	54.00	-0.22	31.38	3	Horizontal	191	1.23	-
PK	2.4344G	125.15	Inf	-Inf	31.48	3	Horizontal	191	1.23	-
AV	2.434G	113.64	Inf	-Inf	31.48	3	Horizontal	191	1.23	-
PK	2.4864G	71.02	74.00	-2.98	31.60	3	Horizontal	191	1.23	-
AV	2.4836G	47.62	54.00	-6.38	31.59	3	Horizontal	191	1.23	-

802.11ax HEW20-BF_Nss1,(MCS0)_4TX

2437MHz_TX

22/12/2018

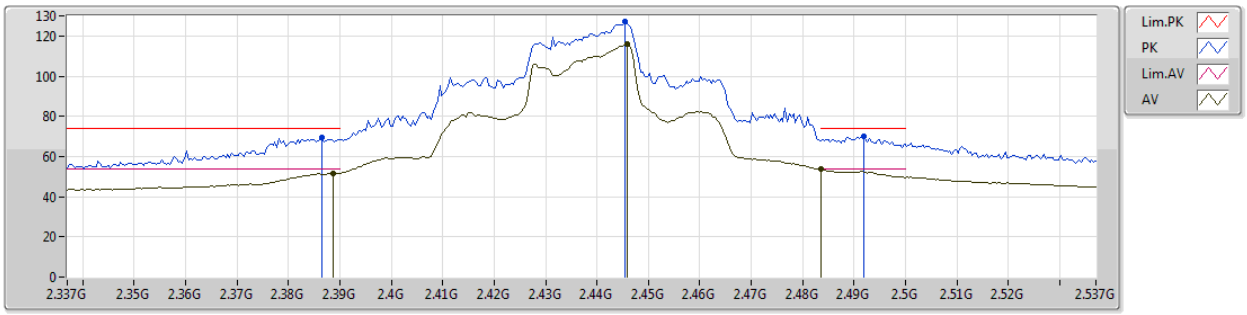

EUT Y_4TX
Setting 110
02-C-5
FSP

Type	Freq	Level	Limit	Margin	Factor	Dist	Condition	Azimuth	Height	Comments
	(Hz)	(dBuV/m)	(dBuV/m)	(dB)	(dB)	(m)		(°)	(m)	
PK	2.3866G	69.28	74.00	-4.72	31.37	3	Vertical	34	1.60	-
AV	2.3886G	51.73	54.00	-2.27	31.38	3	Vertical	34	1.60	-
PK	2.4454G	127.17	Inf	-Inf	31.51	3	Vertical	34	1.60	-
AV	2.4458G	115.85	Inf	-Inf	31.51	3	Vertical	34	1.60	-
PK	2.4918G	70.09	74.00	-3.91	31.62	3	Vertical	34	1.60	-
AV	2.4836G	53.79	54.00	-0.21	31.59	3	Vertical	34	1.60	-

802.11ax HEW20-BF_Nss1,(MCS0)_4TX

2437MHz_TX

22/12/2018

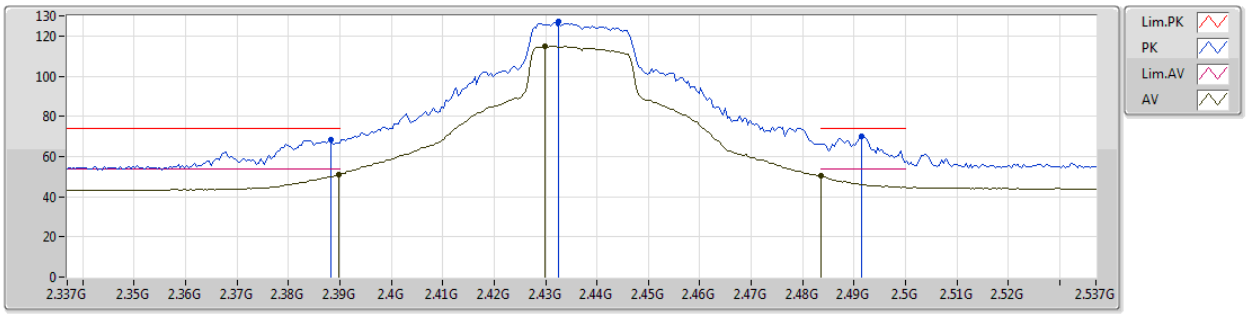

EUT Y_4TX
Setting 110
02-C-5
FSP

Type	Freq	Level	Limit	Margin	Factor	Dist	Condition	Azimuth	Height	Comments
	(Hz)	(dBuV/m)	(dBuV/m)	(dB)	(dB)	(m)		(°)	(m)	
PK	2.3882G	68.38	74.00	-5.62	31.38	3	Horizontal	184	1.90	-
AV	2.3898G	50.87	54.00	-3.13	31.38	3	Horizontal	184	1.90	-
PK	2.4326G	127.44	Inf	-Inf	31.48	3	Horizontal	184	1.90	-
AV	2.4298G	114.67	Inf	-Inf	31.47	3	Horizontal	184	1.90	-
PK	2.4914G	69.86	74.00	-4.14	31.61	3	Horizontal	184	1.90	-
AV	2.4835G	50.19	54.00	-3.81	31.59	3	Horizontal	184	1.90	-

802.11ax HEW20-BF_Nss1,(MCS0)_4TX

2437MHz_TX

22/12/2018

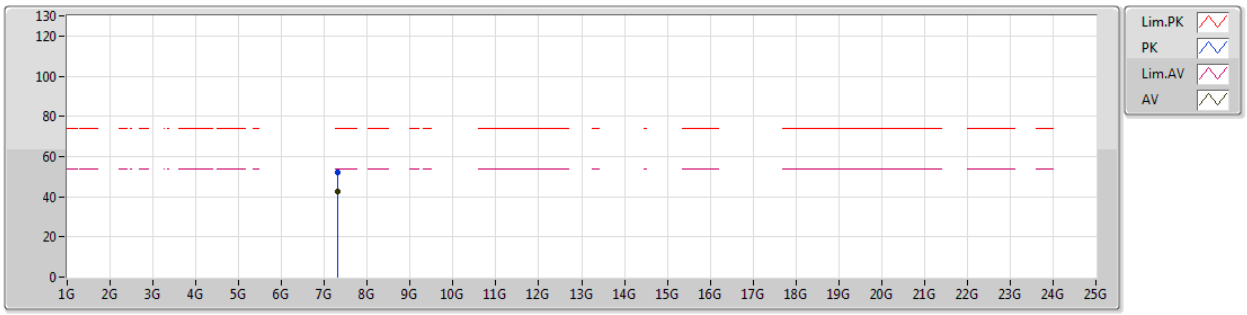

EUT Y_4TX
Setting 110
02-C-5
FSP

Type	Freq	Level	Limit	Margin	Factor	Dist	Condition	Azimuth	Height	Comments
	(Hz)	(dBuV/m)	(dBuV/m)	(dB)	(dB)	(m)		(°)	(m)	
PK	7.3109G	52.06	74.00	-21.94	10.54	3	Vertical	155	2.71	-
AV	7.31096G	42.62	54.00	-11.38	10.54	3	Vertical	155	2.71	-

802.11ax HEW20-BF_Nss1,(MCS0)_4TX

2437MHz_TX

22/12/2018

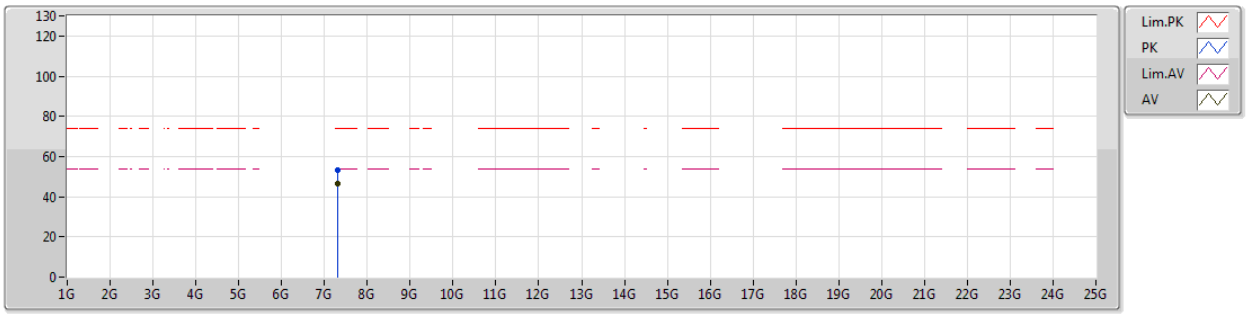

EUT Y_4TX
Setting 110
02-C-5
FSP

Type	Freq	Level	Limit	Margin	Factor	Dist	Condition	Azimuth	Height	Comments
	(Hz)	(dBuV/m)	(dBuV/m)	(dB)	(dB)	(m)		(°)	(m)	
PK	7.31099G	53.15	74.00	-20.85	10.54	3	Horizontal	262	1.57	-
AV	7.31093G	46.39	54.00	-7.61	10.54	3	Horizontal	262	1.57	-

802.11ax HEW20-BF_Nss1,(MCS0)_4TX

2442MHz_TX

22/12/2018

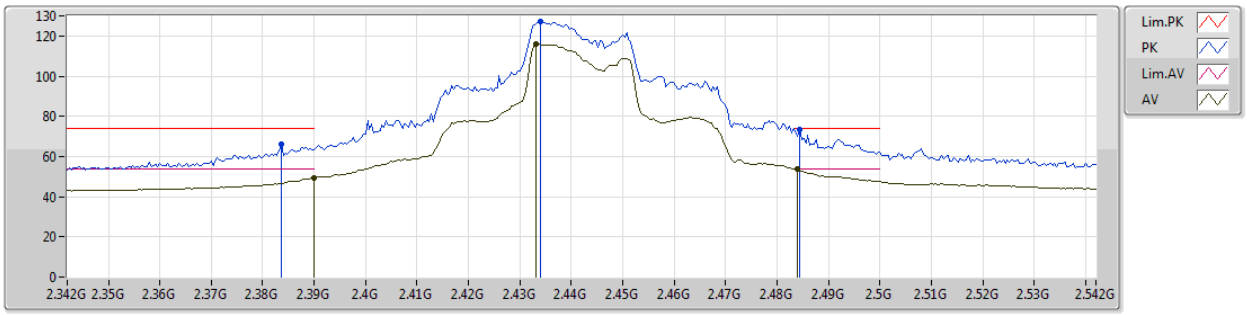

EUT Y_4TX
Setting 110
02-C-5
FSP

Type	Freq	Level	Limit	Margin	Factor	Dist	Condition	Azimuth	Height	Comments
	(Hz)	(dBuV/m)	(dBuV/m)	(dB)	(dB)	(m)		(°)	(m)	
PK	2.3836G	65.95	74.00	-8.05	31.37	3	Vertical	326	1.97	-
AV	2.39G	49.40	54.00	-4.60	31.38	3	Vertical	326	1.97	-
PK	2.434G	127.39	Inf	-Inf	31.48	3	Vertical	326	1.97	-
AV	2.4332G	115.75	Inf	-Inf	31.48	3	Vertical	326	1.97	-
PK	2.4844G	73.56	74.00	-0.44	31.59	3	Vertical	326	1.97	-
AV	2.484G	53.81	54.00	-0.19	31.59	3	Vertical	326	1.97	-

802.11ax HEW20-BF_Nss1,(MCS0)_4TX

22/12/2018

2442MHz_TX

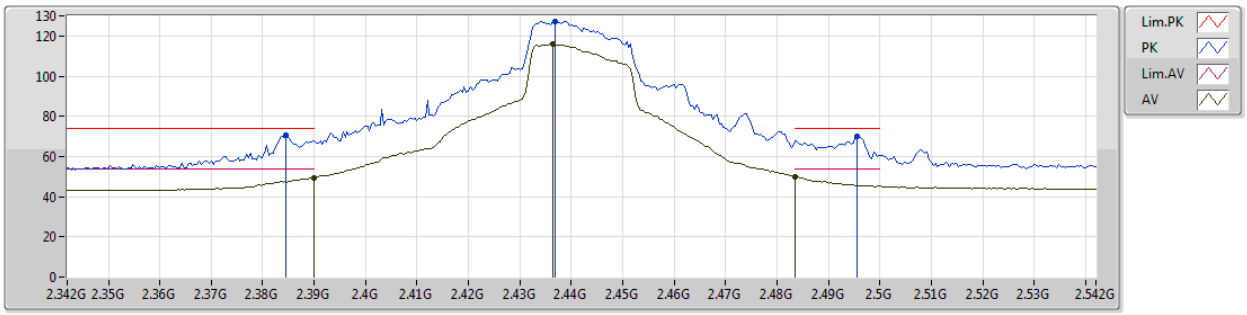

EUT Y_4TX
Setting 110
02-C-5
FSP

Type	Freq	Level	Limit	Margin	Factor	Dist	Condition	Azimuth	Height	Comments
	(Hz)	(dBuV/m)	(dBuV/m)	(dB)	(dB)	(m)		(°)	(m)	
PK	2.3844G	70.64	74.00	-3.36	31.37	3	Horizontal	187	2.77	-
AV	2.39G	49.47	54.00	-4.53	31.38	3	Horizontal	187	2.77	-
PK	2.4368G	127.32	Inf	-Inf	31.49	3	Horizontal	187	2.77	-
AV	2.4364G	115.78	Inf	-Inf	31.49	3	Horizontal	187	2.77	-
PK	2.4956G	70.17	74.00	-3.83	31.62	3	Horizontal	187	2.77	-
AV	2.4835G	49.98	54.00	-4.02	31.59	3	Horizontal	187	2.77	-

802.11ax HEW20-BF_Nss1,(MCS0)_4TX

2447MHz_TX

22/12/2018

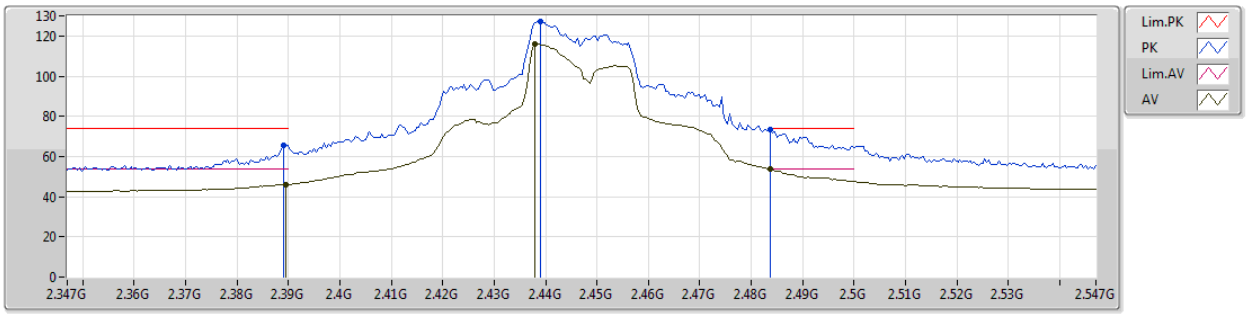

EUT Y_4TX
Setting 108
02-C-5
FSP

Type	Freq	Level	Limit	Margin	Factor	Dist	Condition	Azimuth	Height	Comments
	(Hz)	(dBuV/m)	(dBuV/m)	(dB)	(dB)	(m)		(°)	(m)	
PK	2.389G	65.84	74.00	-8.16	31.38	3	Vertical	325	1.21	-
AV	2.3894G	46.05	54.00	-7.95	31.38	3	Vertical	325	1.21	-
PK	2.439G	127.10	Inf	-Inf	31.50	3	Vertical	325	1.21	-
AV	2.4378G	116.02	Inf	-Inf	31.50	3	Vertical	325	1.21	-
PK	2.4836G	73.19	74.00	-0.81	31.59	3	Vertical	325	1.21	-
AV	2.4838G	53.77	54.00	-0.23	31.59	3	Vertical	325	1.21	-

802.11ax HEW20-BF_Nss1,(MCS0)_4TX

2447MHz_TX

22/12/2018

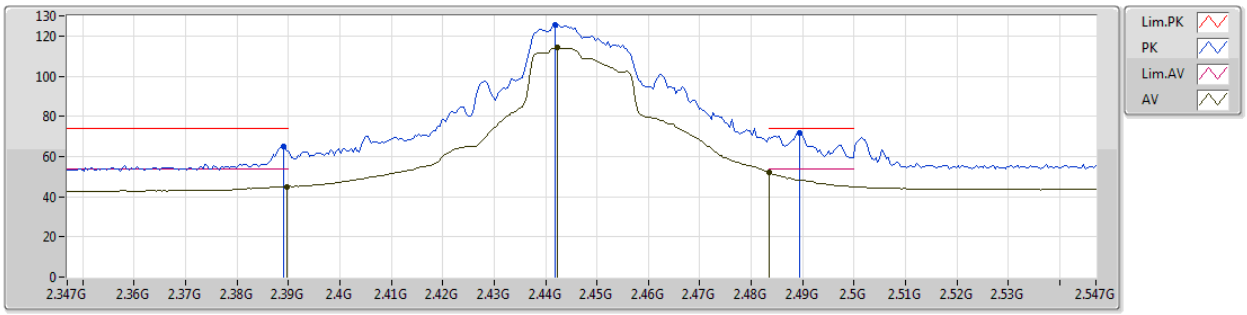

EUT Y_4TX
Setting 108
02-C-5
FSP

Type	Freq	Level	Limit	Margin	Factor	Dist	Condition	Azimuth	Height	Comments
	(Hz)	(dBuV/m)	(dBuV/m)	(dB)	(dB)	(m)		(°)	(m)	
PK	2.389G	64.89	74.00	-9.11	31.38	3	Horizontal	319	2.64	-
AV	2.3898G	45.09	54.00	-8.91	31.38	3	Horizontal	319	2.64	-
PK	2.4418G	125.74	Inf	-Inf	31.51	3	Horizontal	319	2.64	-
AV	2.4422G	114.08	Inf	-Inf	31.51	3	Horizontal	319	2.64	-
PK	2.4894G	71.71	74.00	-2.29	31.61	3	Horizontal	319	2.64	-
AV	2.4835G	52.24	54.00	-1.76	31.59	3	Horizontal	319	2.64	-

802.11ax HEW20-BF_Nss1,(MCS0)_4TX

2452MHz_TX

22/12/2018

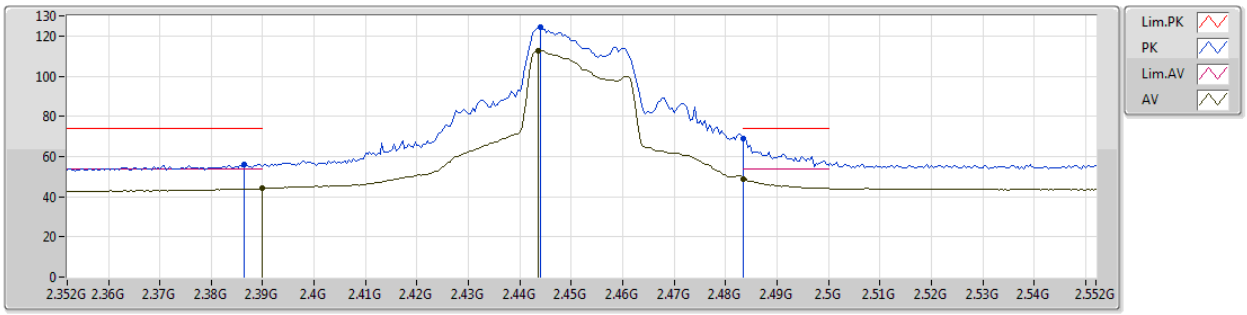

EUT Y_4TX
Setting 94
02-C-5
FSP

Type	Freq	Level	Limit	Margin	Factor	Dist	Condition	Azimuth	Height	Comments
	(Hz)	(dBuV/m)	(dBuV/m)	(dB)	(dB)	(m)		(°)	(m)	
PK	2.3864G	55.86	74.00	-18.14	31.37	3	Vertical	327	1.42	-
AV	2.39G	43.99	54.00	-10.01	31.38	3	Vertical	327	1.42	-
PK	2.444G	124.54	Inf	-Inf	31.51	3	Vertical	327	1.42	-
AV	2.4436G	112.51	Inf	-Inf	31.51	3	Vertical	327	1.42	-
PK	2.4835G	69.20	74.00	-4.80	31.59	3	Vertical	327	1.42	-
AV	2.4835G	48.86	54.00	-5.14	31.59	3	Vertical	327	1.42	-

802.11ax HEW20-BF_Nss1,(MCS0)_4TX

2452MHz_TX

22/12/2018

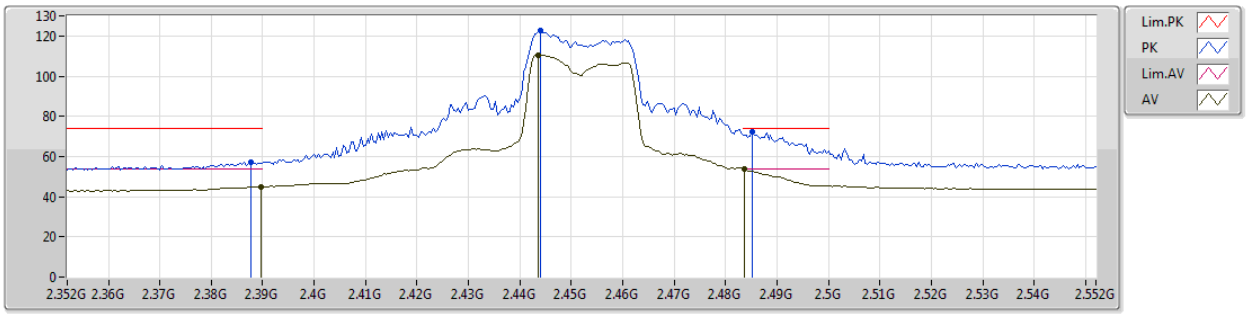

EUT Y_4TX
Setting 94
02-C-5
FSP

Type	Freq	Level	Limit	Margin	Factor	Dist	Condition	Azimuth	Height	Comments
	(Hz)	(dBuV/m)	(dBuV/m)	(dB)	(dB)	(m)		(°)	(m)	
PK	2.3876G	57.38	74.00	-16.62	31.38	3	Horizontal	149	1.47	-
AV	2.3896G	44.81	54.00	-9.19	31.38	3	Horizontal	149	1.47	-
PK	2.444G	122.53	Inf	-Inf	31.51	3	Horizontal	149	1.47	-
AV	2.4436G	110.45	Inf	-Inf	31.51	3	Horizontal	149	1.47	-
PK	2.4852G	72.06	74.00	-1.94	31.59	3	Horizontal	149	1.47	-
AV	2.4837G	53.84	54.00	-0.16	31.59	3	Horizontal	149	1.47	-

802.11ax HEW20-BF_Nss1,(MCS0)_4TX

2457MHz_TX

22/12/2018

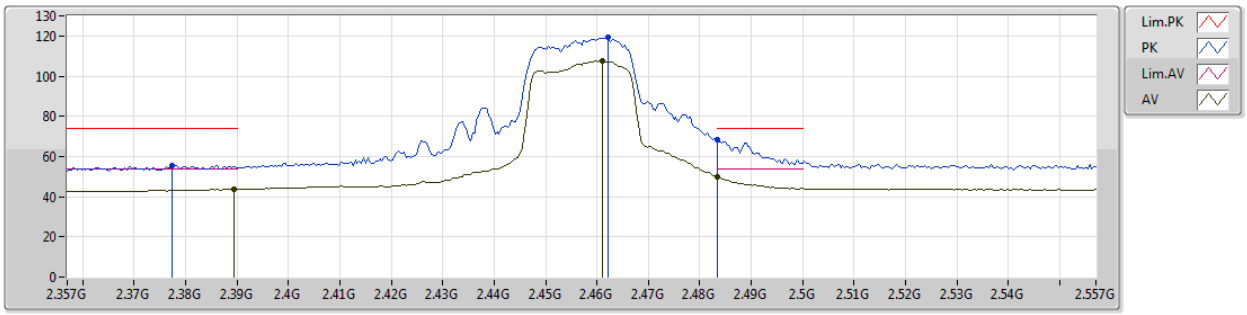

EUT Y_4TX
Setting 92
02-C-5
FSP

Type	Freq	Level	Limit	Margin	Factor	Dist	Condition	Azimuth	Height	Comments
	(Hz)	(dBuV/m)	(dBuV/m)	(dB)	(dB)	(m)		(°)	(m)	
PK	2.3774G	55.58	74.00	-18.42	31.34	3	Vertical	326	1.52	-
AV	2.3894G	43.59	54.00	-10.41	31.38	3	Vertical	326	1.52	-
PK	2.4622G	119.43	Inf	-Inf	31.54	3	Vertical	326	1.52	-
AV	2.461G	107.46	Inf	-Inf	31.54	3	Vertical	326	1.52	-
PK	2.4835G	68.18	74.00	-5.82	31.59	3	Vertical	326	1.52	-
AV	2.4835G	49.67	54.00	-4.33	31.59	3	Vertical	326	1.52	-

802.11ax HEW20-BF_Nss1,(MCS0)_4TX

2457MHz_TX

22/12/2018

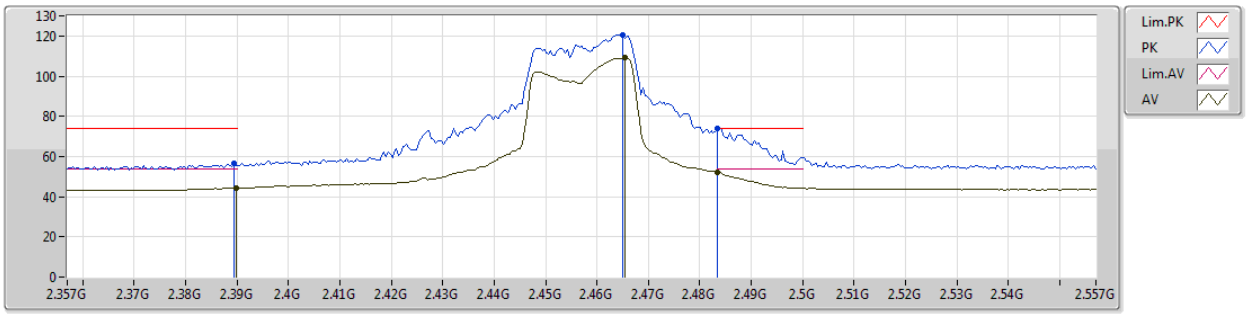

EUT Y_4TX
Setting 92
02-C-5
FSP

Type	Freq	Level	Limit	Margin	Factor	Dist	Condition	Azimuth	Height	Comments
	(Hz)	(dBuV/m)	(dBuV/m)	(dB)	(dB)	(m)		(°)	(m)	
PK	2.3894G	56.58	74.00	-17.42	31.38	3	Horizontal	178	2.94	-
AV	2.3898G	44.32	54.00	-9.68	31.38	3	Horizontal	178	2.94	-
PK	2.465G	120.56	Inf	-Inf	31.56	3	Horizontal	178	2.94	-
AV	2.4654G	108.99	Inf	-Inf	31.56	3	Horizontal	178	2.94	-
PK	2.4835G	73.96	74.00	-0.04	31.59	3	Horizontal	178	2.94	-
AV	2.4835G	51.96	54.00	-2.04	31.59	3	Horizontal	178	2.94	-

802.11ax HEW20-BF_Nss1,(MCS0)_4TX

2462MHz_TX

22/12/2018

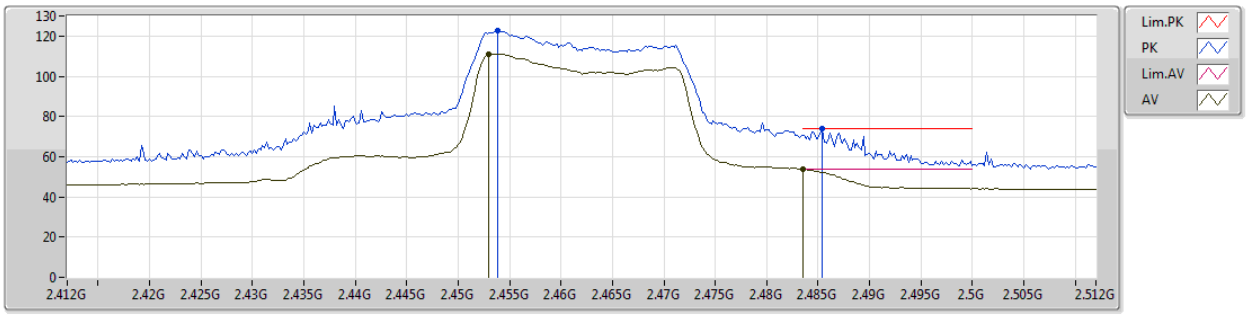

EUT Y_4TX
Setting 82
02-C-5
FSP

Type	Freq	Level	Limit	Margin	Factor	Dist	Condition	Azimuth	Height	Comments
	(Hz)	(dBuV/m)	(dBuV/m)	(dB)	(dB)	(m)		(°)	(m)	
PK	2.4538G	122.95	Inf	-Inf	31.53	3	Vertical	341	2.28	-
AV	2.453G	111.16	Inf	-Inf	31.53	3	Vertical	341	2.28	-
PK	2.4854G	73.89	74.00	-0.11	31.59	3	Vertical	341	2.28	-
AV	2.4835G	53.87	54.00	-0.13	31.59	3	Vertical	341	2.28	-

802.11ax HEW20-BF_Nss1,(MCS0)_4TX

2462MHz_TX

22/12/2018

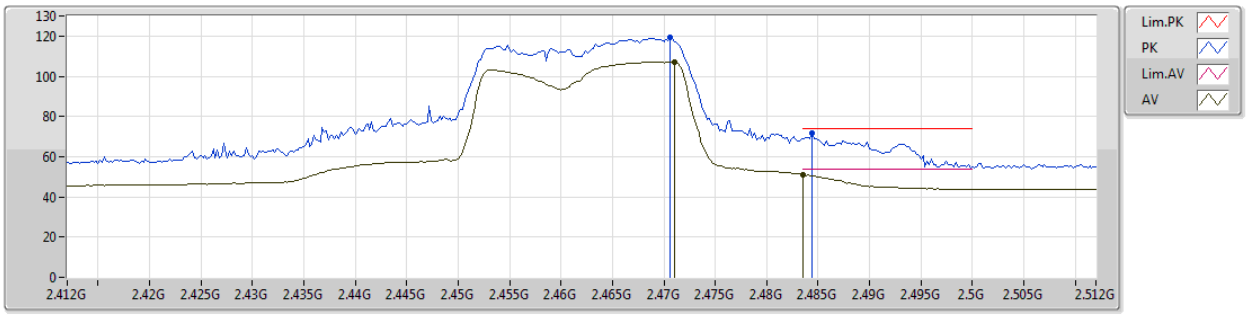

EUT Y_4TX
Setting 82
02-C-5
FSP

Type	Freq	Level	Limit	Margin	Factor	Dist	Condition	Azimuth	Height	Comments
	(Hz)	(dBuV/m)	(dBuV/m)	(dB)	(dB)	(m)		(°)	(m)	
PK	2.4706G	119.33	Inf	-Inf	31.57	3	Horizontal	174	1.19	-
AV	2.471G	106.99	Inf	-Inf	31.57	3	Horizontal	174	1.19	-
PK	2.4844G	71.53	74.00	-2.47	31.59	3	Horizontal	174	1.19	-
AV	2.4835G	51.18	54.00	-2.82	31.59	3	Horizontal	174	1.19	-

802.11ax HEW20-BF_Nss1,(MCS0)_4TX

2462MHz_TX

22/12/2018

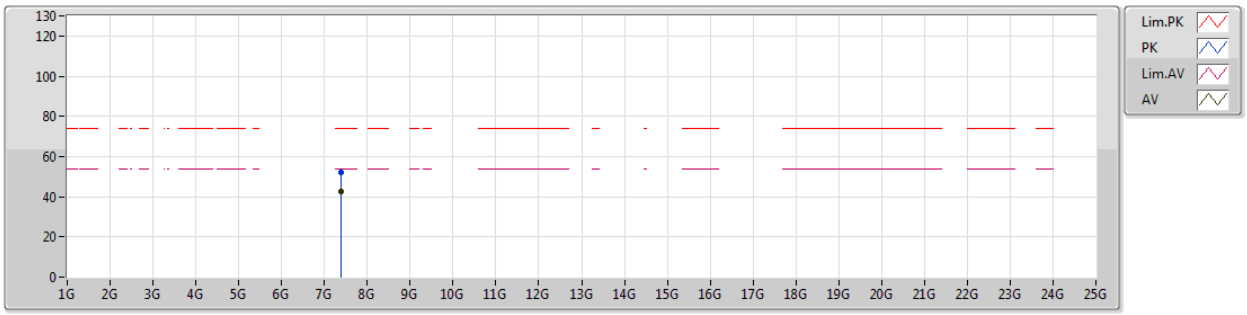

EUT Y_4TX
Setting 82
02-C-5
FSP

Type	Freq	Level	Limit	Margin	Factor	Dist	Condition	Azimuth	Height	Comments
	(Hz)	(dBuV/m)	(dBuV/m)	(dB)	(dB)	(m)		(°)	(m)	
PK	7.38589G	51.98	74.00	-22.02	10.76	3	Vertical	147	2.59	-
AV	7.38592G	42.42	54.00	-11.58	10.76	3	Vertical	147	2.59	-

802.11ax HEW20-BF_Nss1,(MCS0)_4TX

2462MHz_TX

22/12/2018

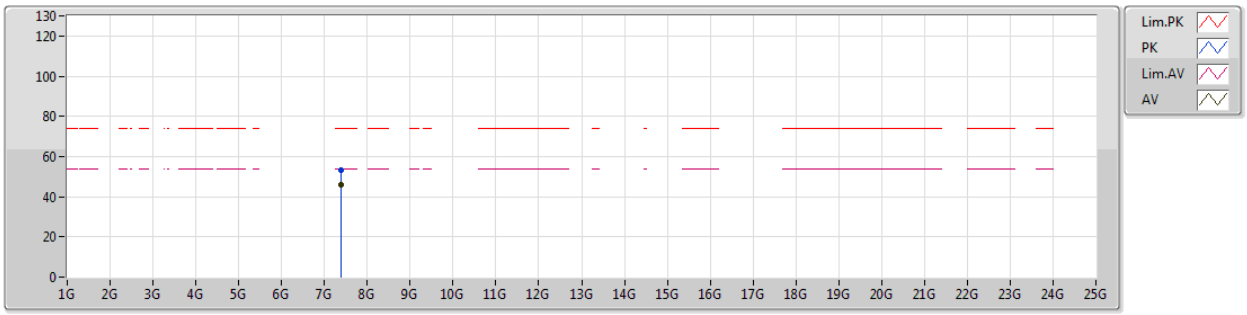

EUT Y_4TX
Setting 82
02-C-5
FSP

Type	Freq	Level	Limit	Margin	Factor	Dist	Condition	Azimuth	Height	Comments
	(Hz)	(dBuV/m)	(dBuV/m)	(dB)	(dB)	(m)		(°)	(m)	
PK	7.38605G	53.16	74.00	-20.84	10.76	3	Horizontal	245	1.78	-
AV	7.38599G	45.98	54.00	-8.02	10.76	3	Horizontal	245	1.78	-

802.11ax HEW40-BF_Nss1,(MCS0)_4TX

2422MHz_TX

22/12/2018

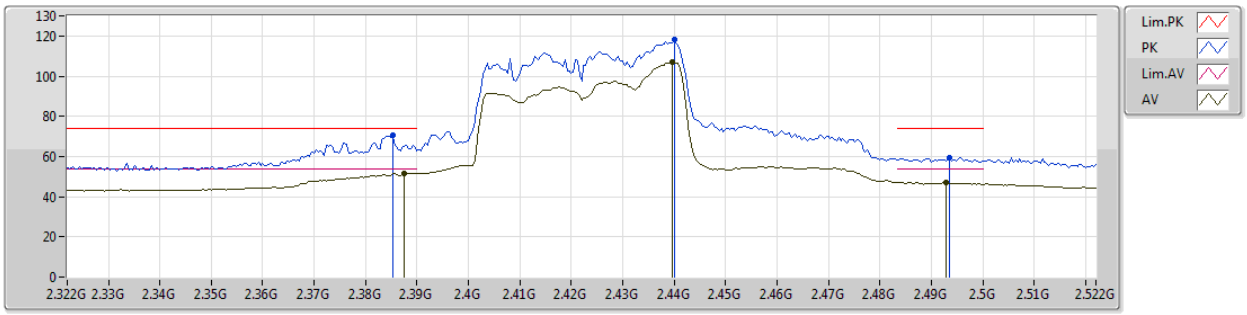

EUT Y_4TX
Setting 82
02-C-5
FSP

Type	Freq	Level	Limit	Margin	Factor	Dist	Condition	Azimuth	Height	Comments
	(Hz)	(dBuV/m)	(dBuV/m)	(dB)	(dB)	(m)		(°)	(m)	
PK	2.3852G	70.44	74.00	-3.56	31.37	3	Vertical	330	1.47	-
AV	2.3876G	51.70	54.00	-2.30	31.38	3	Vertical	330	1.47	-
PK	2.44G	118.05	Inf	-Inf	31.50	3	Vertical	330	1.47	-
AV	2.4396G	107.26	Inf	-Inf	31.50	3	Vertical	330	1.47	-
PK	2.4936G	59.30	74.00	-14.70	31.62	3	Vertical	330	1.47	-
AV	2.4928G	47.21	54.00	-6.79	31.62	3	Vertical	330	1.47	-

802.11ax HEW40-BF_Nss1,(MCS0)_4TX

2422MHz_TX

22/12/2018

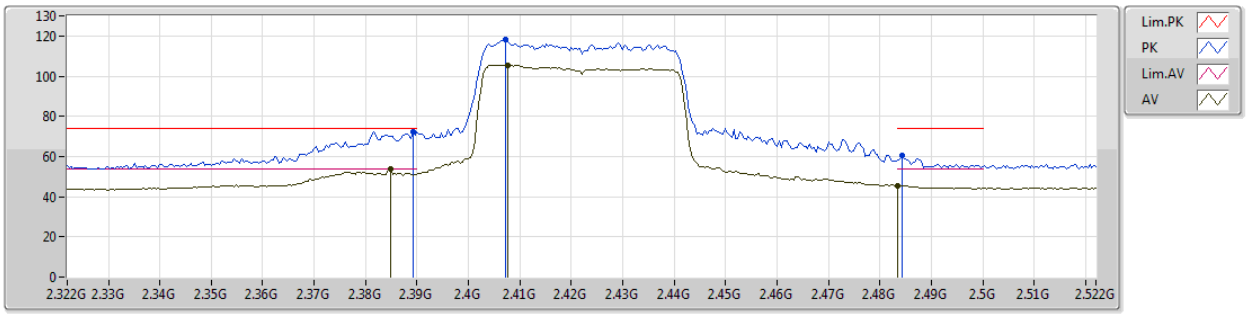

EUT Y_4TX
Setting 82
02-C-5
FSP

Type	Freq	Level	Limit	Margin	Factor	Dist	Condition	Azimuth	Height	Comments
	(Hz)	(dBuV/m)	(dBuV/m)	(dB)	(dB)	(m)		(°)	(m)	
PK	2.3892G	72.42	74.00	-1.58	31.38	3	Horizontal	187	2.05	-
AV	2.3848G	53.95	54.00	-0.05	31.37	3	Horizontal	187	2.05	-
PK	2.4072G	117.99	Inf	-Inf	31.42	3	Horizontal	187	2.05	-
AV	2.4076G	105.61	Inf	-Inf	31.42	3	Horizontal	187	2.05	-
PK	2.4844G	60.46	74.00	-13.54	31.59	3	Horizontal	187	2.05	-
AV	2.4835G	45.66	54.00	-8.34	31.59	3	Horizontal	187	2.05	-

802.11ax HEW40-BF_Nss1,(MCS0)_4TX

2422MHz_TX

22/12/2018

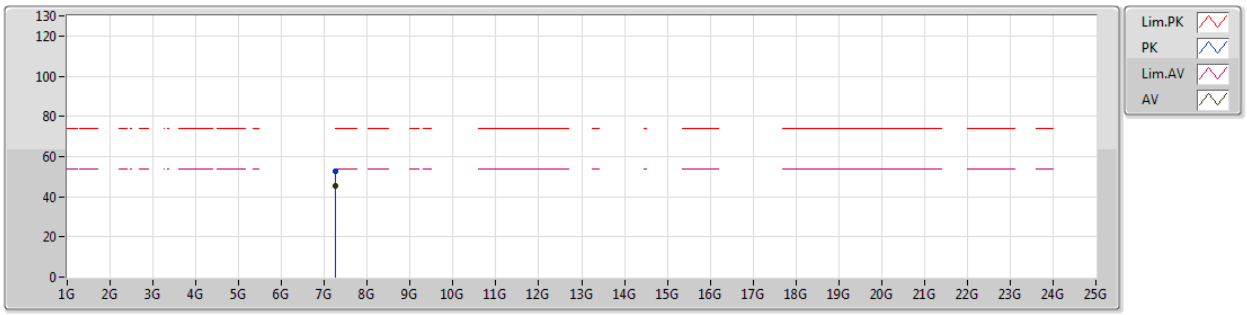

EUT Y_4TX
Setting 82
02-C-5
FSP

Type	Freq	Level	Limit	Margin	Factor	Dist	Condition	Azimuth	Height	Comments
	(Hz)	(dBuV/m)	(dBuV/m)	(dB)	(dB)	(m)		(°)	(m)	
PK	7.26603G	52.68	74.00	-21.32	10.40	3	Vertical	150	2.83	-
AV	7.26593G	45.59	54.00	-8.41	10.40	3	Vertical	150	2.83	-

802.11ax HEW40-BF_Nss1,(MCS0)_4TX

2422MHz_TX

22/12/2018

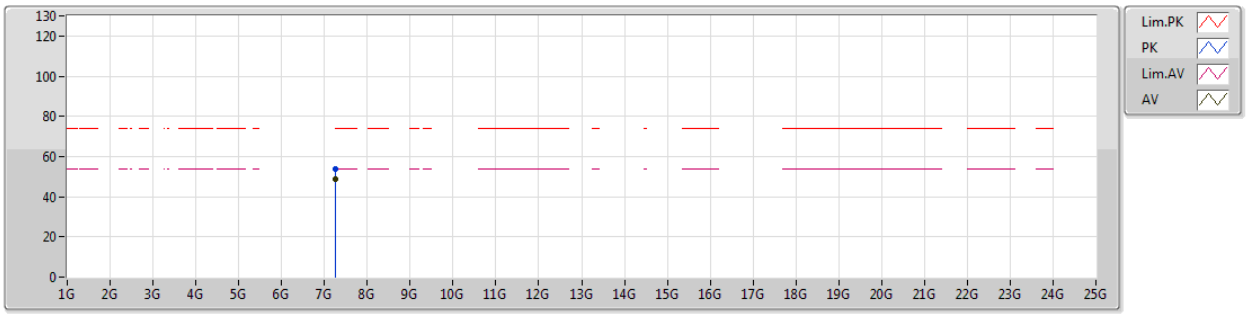

EUT Y_4TX
Setting 82
02-C-5
FSP

Type	Freq	Level	Limit	Margin	Factor	Dist	Condition	Azimuth	Height	Comments
	(Hz)	(dBuV/m)	(dBuV/m)	(dB)	(dB)	(m)		(°)	(m)	
PK	7.26588G	54.06	74.00	-19.94	10.40	3	Horizontal	231	2.61	-
AV	7.26595G	48.83	54.00	-5.17	10.40	3	Horizontal	231	2.61	-

802.11ax HEW40-BF_Nss1,(MCS0)_4TX

2427MHz_TX

22/12/2018

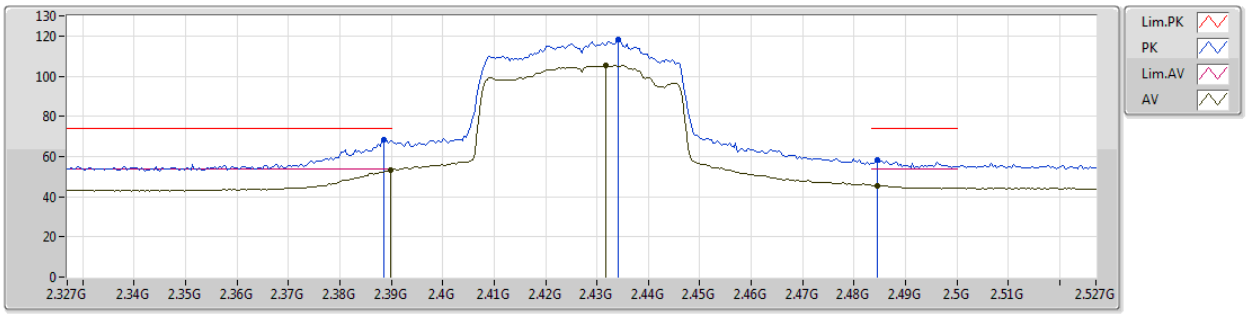

EUT Y_4TX
Setting 84
02-C-5
FSP

Type	Freq	Level	Limit	Margin	Factor	Dist	Condition	Azimuth	Height	Comments
	(Hz)	(dBuV/m)	(dBuV/m)	(dB)	(dB)	(m)		(°)	(m)	
PK	2.3886G	68.64	74.00	-5.36	31.38	3	Vertical	337	1.94	-
AV	2.3898G	53.16	54.00	-0.84	31.38	3	Vertical	337	1.94	-
PK	2.4342G	118.19	Inf	-Inf	31.48	3	Vertical	337	1.94	-
AV	2.4318G	105.40	Inf	-Inf	31.48	3	Vertical	337	1.94	-
PK	2.4846G	58.32	74.00	-15.68	31.59	3	Vertical	337	1.94	-
AV	2.4846G	45.63	54.00	-8.37	31.59	3	Vertical	337	1.94	-

802.11ax HEW40-BF_Nss1,(MCS0)_4TX

2427MHz_TX

22/12/2018

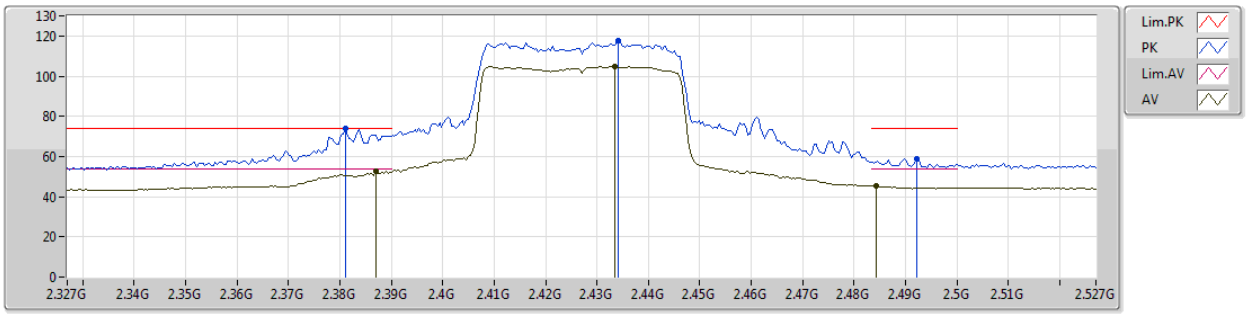

EUT Y_4TX
Setting 84
02-C-5
FSP

Type	Freq	Level	Limit	Margin	Factor	Dist	Condition	Azimuth	Height	Comments
	(Hz)	(dBuV/m)	(dBuV/m)	(dB)	(dB)	(m)		(°)	(m)	
PK	2.381G	73.82	74.00	-0.18	31.36	3	Horizontal	186	2.50	-
AV	2.387G	52.56	54.00	-1.44	31.37	3	Horizontal	186	2.50	-
PK	2.4342G	117.62	Inf	-Inf	31.48	3	Horizontal	186	2.50	-
AV	2.4334G	105.02	Inf	-Inf	31.48	3	Horizontal	186	2.50	-
PK	2.4922G	58.67	74.00	-15.33	31.62	3	Horizontal	186	2.50	-
AV	2.4842G	45.40	54.00	-8.60	31.59	3	Horizontal	186	2.50	-

802.11ax HEW40-BF_Nss1,(MCS0)_4TX

2432MHz_TX

22/12/2018

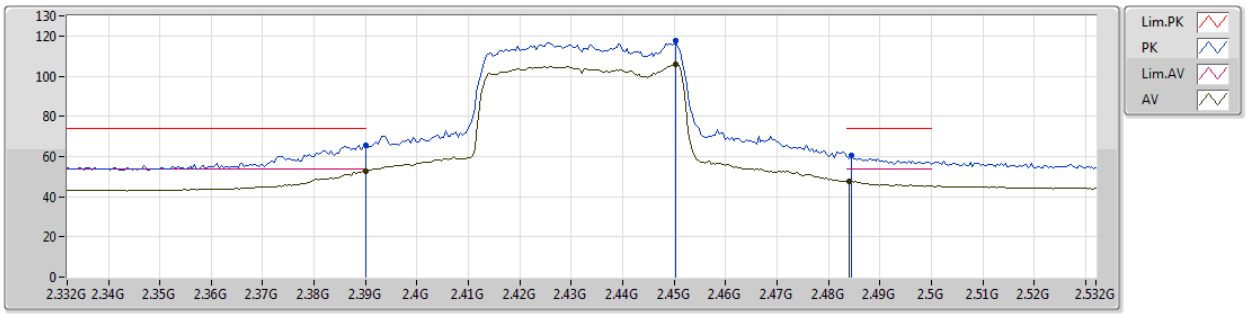

EUT Y_4TX
Setting 84
02-C-5
FSP

Type	Freq	Level	Limit	Margin	Factor	Dist	Condition	Azimuth	Height	Comments
	(Hz)	(dBuV/m)	(dBuV/m)	(dB)	(dB)	(m)		(°)	(m)	
PK	2.39G	65.64	74.00	-8.36	31.38	3	Vertical	338	2.28	-
AV	2.39G	52.70	54.00	-1.30	31.38	3	Vertical	338	2.28	-
PK	2.4504G	117.77	Inf	-Inf	31.52	3	Vertical	338	2.28	-
AV	2.4504G	105.92	Inf	-Inf	31.52	3	Vertical	338	2.28	-
PK	2.4844G	60.74	74.00	-13.26	31.59	3	Vertical	338	2.28	-
AV	2.484G	47.81	54.00	-6.19	31.59	3	Vertical	338	2.28	-

802.11ax HEW40-BF_Nss1,(MCS0)_4TX

2432MHz_TX

22/12/2018

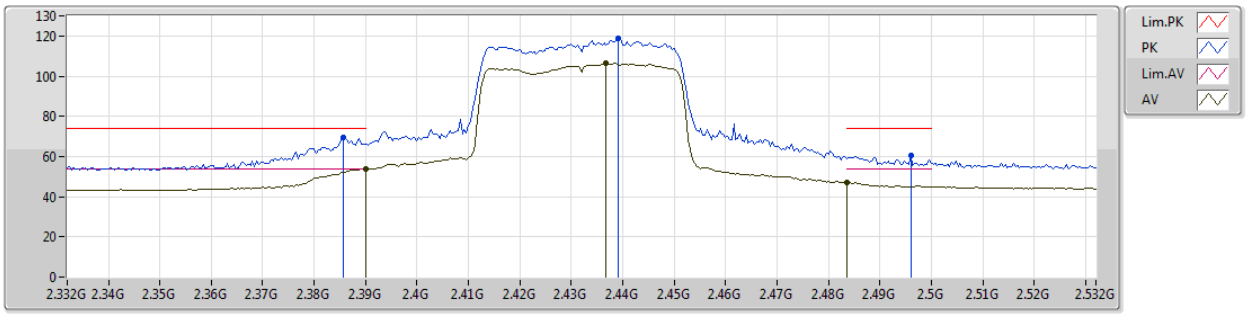

EUT Y_4TX
Setting 84
02-C-5
FSP

Type	Freq	Level	Limit	Margin	Factor	Dist	Condition	Azimuth	Height	Comments
	(Hz)	(dBuV/m)	(dBuV/m)	(dB)	(dB)	(m)		(°)	(m)	
PK	2.3856G	69.21	74.00	-4.79	31.37	3	Horizontal	179	1.62	-
AV	2.39G	53.96	54.00	-0.04	31.38	3	Horizontal	179	1.62	-
PK	2.4392G	118.93	Inf	-Inf	31.50	3	Horizontal	179	1.62	-
AV	2.4368G	106.39	Inf	-Inf	31.49	3	Horizontal	179	1.62	-
PK	2.496G	60.34	74.00	-13.66	31.62	3	Horizontal	179	1.62	-
AV	2.4835G	47.05	54.00	-6.95	31.59	3	Horizontal	179	1.62	-

802.11ax HEW40-BF_Nss1,(MCS0)_4TX

2437MHz_TX

22/12/2018

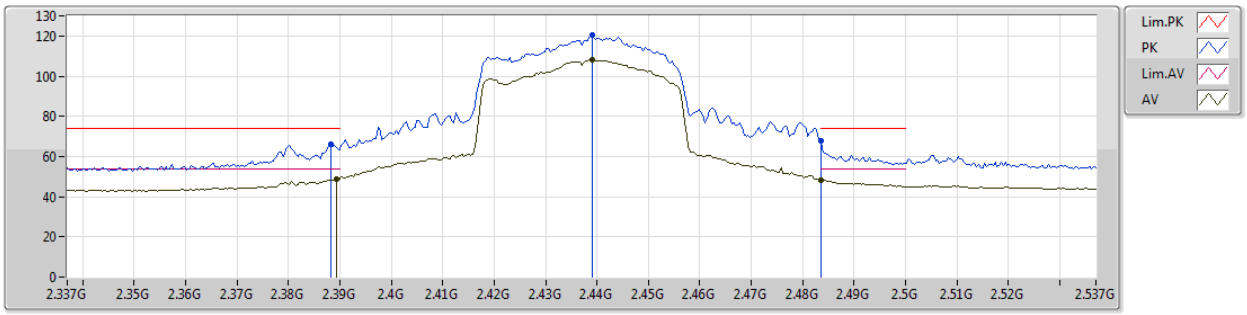

EUT Y_4TX
Setting 89
02-C-5
FSP

Type	Freq	Level	Limit	Margin	Factor	Dist	Condition	Azimuth	Height	Comments
	(Hz)	(dBuV/m)	(dBuV/m)	(dB)	(dB)	(m)		(°)	(m)	
PK	2.3882G	65.86	74.00	-8.14	31.38	3	Vertical	325	1.43	-
AV	2.3894G	48.71	54.00	-5.29	31.38	3	Vertical	325	1.43	-
PK	2.439G	120.65	Inf	-Inf	31.50	3	Vertical	325	1.43	-
AV	2.439G	108.30	Inf	-Inf	31.50	3	Vertical	325	1.43	-
PK	2.4835G	67.86	74.00	-6.14	31.59	3	Vertical	325	1.43	-
AV	2.4835G	48.43	54.00	-5.57	31.59	3	Vertical	325	1.43	-

802.11ax HEW40-BF_Nss1,(MCS0)_4TX

2437MHz_TX

22/12/2018

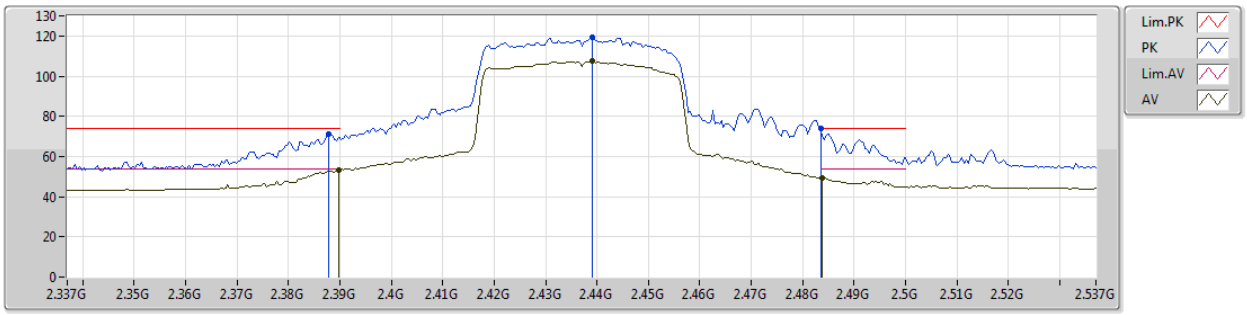

EUT Y_4TX
Setting 89
02-C-5
FSP

Type	Freq	Level	Limit	Margin	Factor	Dist	Condition	Azimuth	Height	Comments
	(Hz)	(dBuV/m)	(dBuV/m)	(dB)	(dB)	(m)		(°)	(m)	
PK	2.3878G	71.06	74.00	-2.94	31.38	3	Horizontal	184	1.23	-
AV	2.3898G	53.35	54.00	-0.65	31.38	3	Horizontal	184	1.23	-
PK	2.439G	119.51	Inf	-Inf	31.50	3	Horizontal	184	1.23	-
AV	2.439G	107.35	Inf	-Inf	31.50	3	Horizontal	184	1.23	-
PK	2.4836G	73.79	74.00	-0.21	31.59	3	Horizontal	184	1.23	-
AV	2.4837G	49.35	54.00	-4.65	31.59	3	Horizontal	184	1.23	-

802.11ax HEW40-BF_Nss1,(MCS0)_4TX

2437MHz_TX

22/12/2018

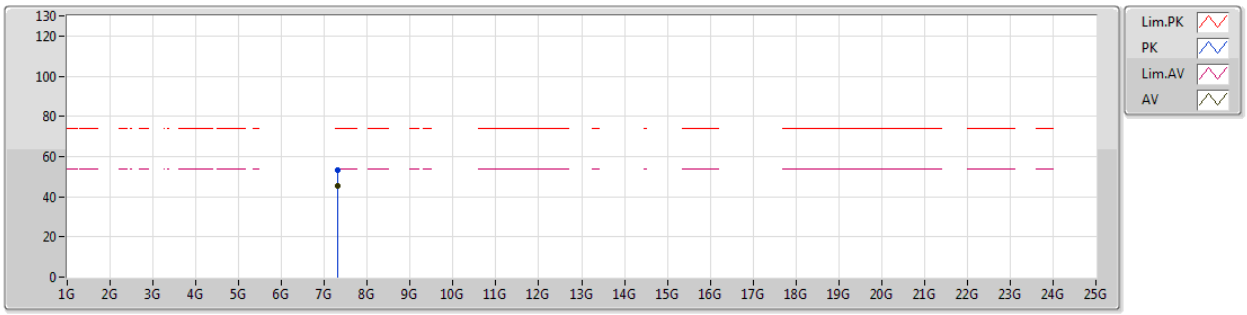

EUT Y_4TX
Setting 89
02-C-5
FSP

Type	Freq	Level	Limit	Margin	Factor	Dist	Condition	Azimuth	Height	Comments
	(Hz)	(dBuV/m)	(dBuV/m)	(dB)	(dB)	(m)		(°)	(m)	
PK	7.31105G	53.09	74.00	-20.91	10.54	3	Vertical	146	2.72	-
AV	7.31098G	45.60	54.00	-8.40	10.54	3	Vertical	146	2.72	-

802.11ax HEW40-BF_Nss1,(MCS0)_4TX

2437MHz_TX

22/12/2018

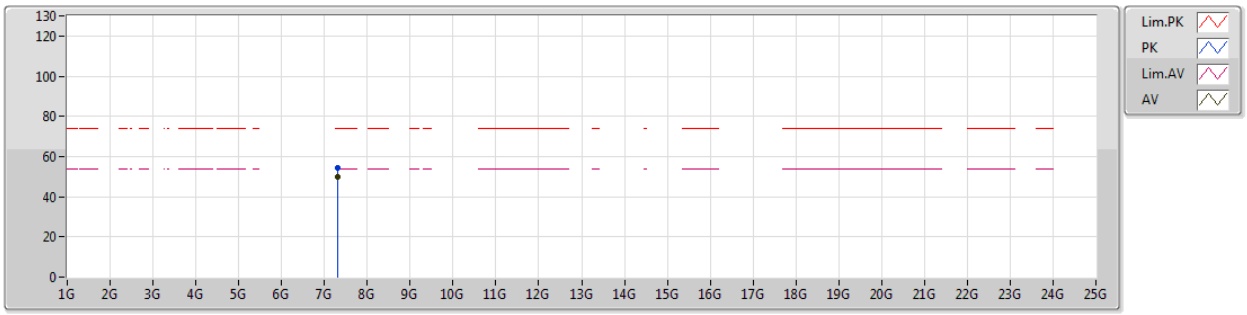

EUT Y_4TX
Setting 89
02-C-5
FSP

Type	Freq	Level	Limit	Margin	Factor	Dist	Condition	Azimuth	Height	Comments
	(Hz)	(dBuV/m)	(dBuV/m)	(dB)	(dB)	(m)		(°)	(m)	
PK	7.31086G	54.48	74.00	-19.52	10.54	3	Horizontal	254	1.61	-
AV	7.31098G	49.79	54.00	-4.21	10.54	3	Horizontal	254	1.61	-

802.11ax HEW40-BF_Nss1,(MCS0)_4TX

2442MHz_TX

22/12/2018

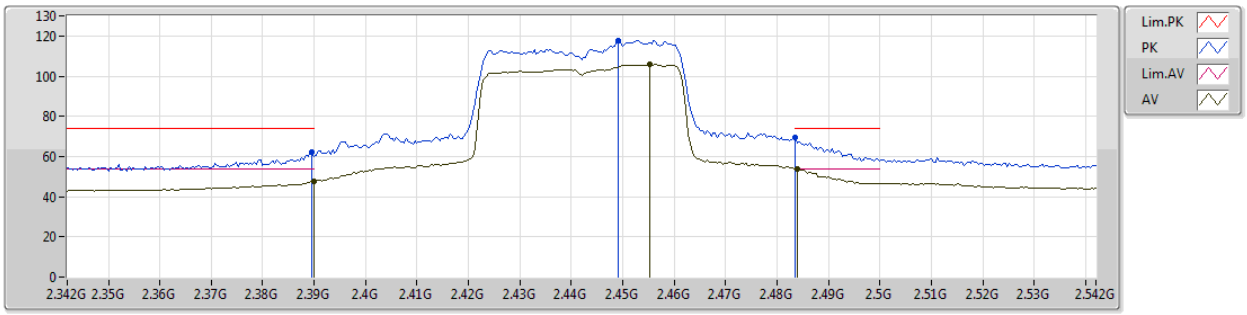

EUT Y_4TX
Setting 86
02-C-5
FSP

Type	Freq	Level	Limit	Margin	Factor	Dist	Condition	Azimuth	Height	Comments
	(Hz)	(dBuV/m)	(dBuV/m)	(dB)	(dB)	(m)		(°)	(m)	
PK	2.3896G	62.18	74.00	-11.82	31.38	3	Vertical	342	2.30	-
AV	2.39G	47.57	54.00	-6.43	31.38	3	Vertical	342	2.30	-
PK	2.4492G	117.84	Inf	-Inf	31.52	3	Vertical	342	2.30	-
AV	2.4552G	105.83	Inf	-Inf	31.53	3	Vertical	342	2.30	-
PK	2.4835G	69.31	74.00	-4.69	31.59	3	Vertical	342	2.30	-
AV	2.484G	53.95	54.00	-0.05	31.59	3	Vertical	342	2.30	-

802.11ax HEW40-BF_Nss1,(MCS0)_4TX

22/12/2018

2442MHz_TX

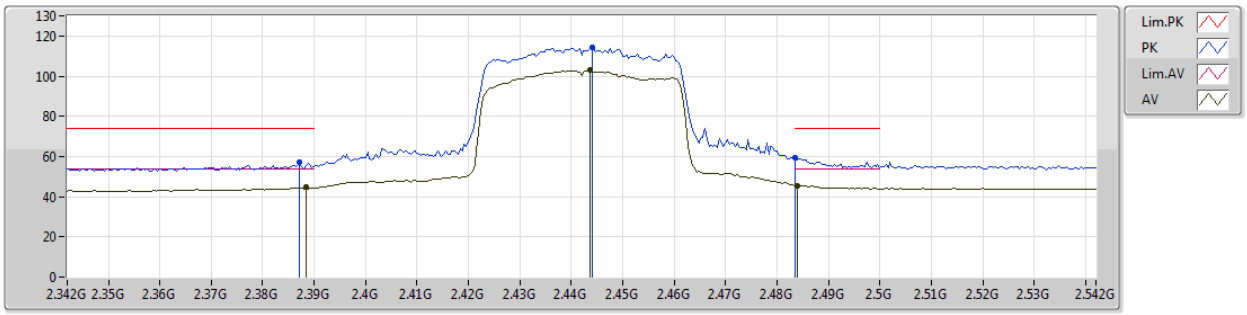

EUT Y_4TX
Setting 86
02-C-5
FSP

Type	Freq	Level	Limit	Margin	Factor	Dist	Condition	Azimuth	Height	Comments
	(Hz)	(dBuV/m)	(dBuV/m)	(dB)	(dB)	(m)		(°)	(m)	
PK	2.3872G	57.32	74.00	-16.68	31.37	3	Horizontal	202	1.62	-
AV	2.3884G	44.76	54.00	-9.24	31.38	3	Horizontal	202	1.62	-
PK	2.444G	114.32	Inf	-Inf	31.51	3	Horizontal	202	1.62	-
AV	2.4436G	103.00	Inf	-Inf	31.51	3	Horizontal	202	1.62	-
PK	2.4835G	59.41	74.00	-14.59	31.59	3	Horizontal	202	1.62	-
AV	2.484G	45.66	54.00	-8.34	31.59	3	Horizontal	202	1.62	-

802.11ax HEW40-BF_Nss1,(MCS0)_4TX

2447MHz_TX

22/12/2018

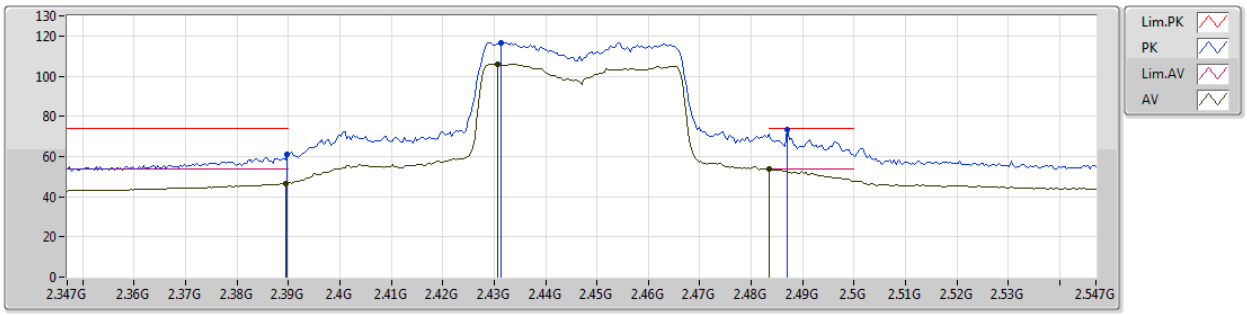

EUT Y_4TX
Setting 84
02-C-5
FSP

Type	Freq	Level	Limit	Margin	Factor	Dist	Condition	Azimuth	Height	Comments
	(Hz)	(dBuV/m)	(dBuV/m)	(dB)	(dB)	(m)		(°)	(m)	
PK	2.3898G	61.03	74.00	-12.97	31.38	3	Vertical	329	1.89	-
AV	2.3894G	46.66	54.00	-7.34	31.38	3	Vertical	329	1.89	-
PK	2.4314G	116.78	Inf	-Inf	31.48	3	Vertical	329	1.89	-
AV	2.4306G	105.90	Inf	-Inf	31.48	3	Vertical	329	1.89	-
PK	2.487G	73.58	74.00	-0.42	31.60	3	Vertical	329	1.89	-
AV	2.4835G	53.94	54.00	-0.06	31.59	3	Vertical	329	1.89	-

802.11ax HEW40-BF_Nss1,(MCS0)_4TX

2447MHz_TX

22/12/2018

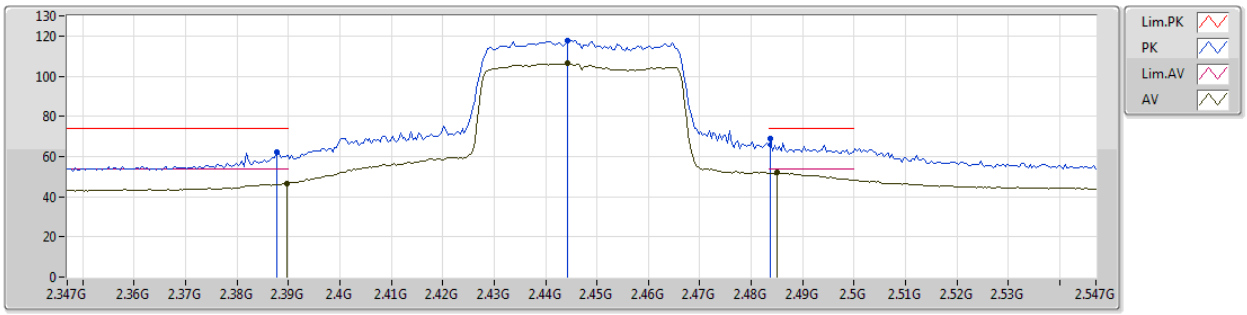

EUT Y_4TX
Setting 84
02-C-5
FSP

Type	Freq	Level	Limit	Margin	Factor	Dist	Condition	Azimuth	Height	Comments
	(Hz)	(dBuV/m)	(dBuV/m)	(dB)	(dB)	(m)		(°)	(m)	
PK	2.3878G	62.32	74.00	-11.68	31.38	3	Horizontal	177	1.63	-
AV	2.3898G	46.71	54.00	-7.29	31.38	3	Horizontal	177	1.63	-
PK	2.4442G	117.64	Inf	-Inf	31.51	3	Horizontal	177	1.63	-
AV	2.4442G	106.32	Inf	-Inf	31.51	3	Horizontal	177	1.63	-
PK	2.4838G	69.00	74.00	-5.00	31.59	3	Horizontal	177	1.63	-
AV	2.485G	52.06	54.00	-1.94	31.59	3	Horizontal	177	1.63	-

802.11ax HEW40-BF_Nss1,(MCS0)_4TX

2452MHz_TX

22/12/2018

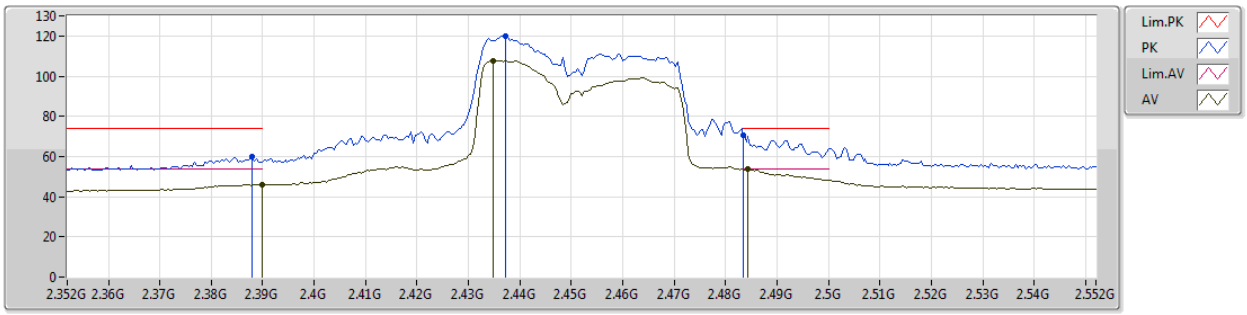

EUT Y_4TX
Setting 83
02-C-5
FSP

Type	Freq	Level	Limit	Margin	Factor	Dist	Condition	Azimuth	Height	Comments
	(Hz)	(dBuV/m)	(dBuV/m)	(dB)	(dB)	(m)		(°)	(m)	
PK	2.388G	59.99	74.00	-14.01	31.38	3	Vertical	323	1.30	-
AV	2.39G	46.09	54.00	-7.91	31.38	3	Vertical	323	1.30	-
PK	2.4372G	119.93	Inf	-Inf	31.49	3	Vertical	323	1.30	-
AV	2.4348G	107.70	Inf	-Inf	31.48	3	Vertical	323	1.30	-
PK	2.4835G	70.61	74.00	-3.39	31.59	3	Vertical	323	1.30	-
AV	2.4844G	53.90	54.00	-0.10	31.59	3	Vertical	323	1.30	-

802.11ax HEW40-BF_Nss1,(MCS0)_4TX

2452MHz_TX

22/12/2018

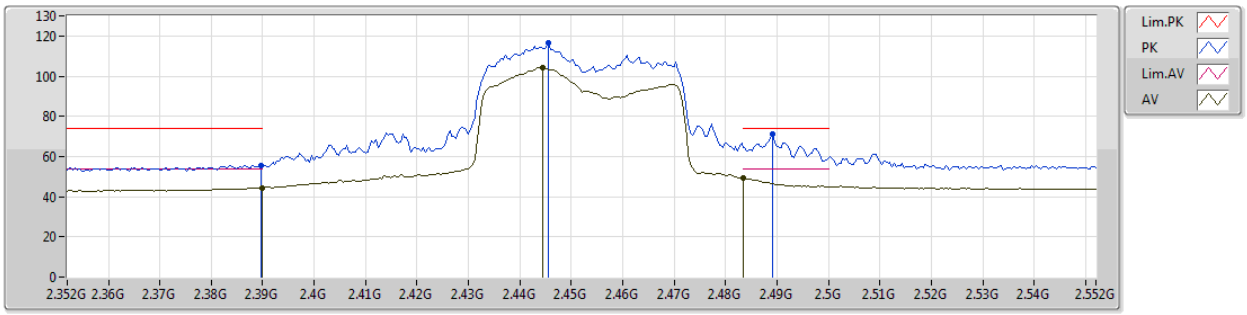

EUT Y_4TX
Setting 83
02-C-5
FSP

Type	Freq	Level	Limit	Margin	Factor	Dist	Condition	Azimuth	Height	Comments
	(Hz)	(dBuV/m)	(dBuV/m)	(dB)	(dB)	(m)		(°)	(m)	
PK	2.3896G	55.67	74.00	-18.33	31.38	3	Horizontal	146	2.74	-
AV	2.39G	44.32	54.00	-9.68	31.38	3	Horizontal	146	2.74	-
PK	2.4456G	116.49	Inf	-Inf	31.51	3	Horizontal	146	2.74	-
AV	2.4444G	104.14	Inf	-Inf	31.51	3	Horizontal	146	2.74	-
PK	2.4892G	71.18	74.00	-2.82	31.61	3	Horizontal	146	2.74	-
AV	2.4835G	49.49	54.00	-4.51	31.59	3	Horizontal	146	2.74	-

802.11ax HEW40-BF_Nss1,(MCS0)_4TX

2452MHz_TX

22/12/2018

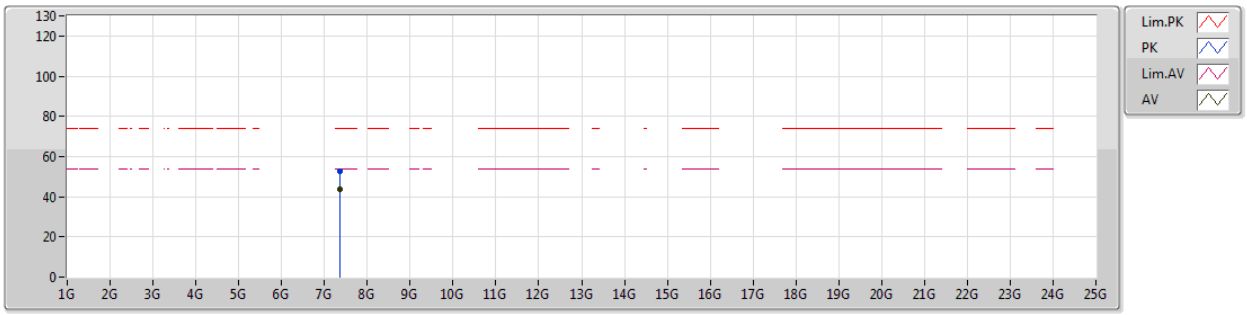

EUT Y_4TX
Setting 83
02-C-5
FSP

Type	Freq	Level	Limit	Margin	Factor	Dist	Condition	Azimuth	Height	Comments
	(Hz)	(dBuV/m)	(dBuV/m)	(dB)	(dB)	(m)		(°)	(m)	
PK	7.35611G	52.40	74.00	-21.60	10.68	3	Vertical	155	2.78	-
AV	7.35597G	43.96	54.00	-10.04	10.68	3	Vertical	155	2.78	-

802.11ax HEW40-BF_Nss1,(MCS0)_4TX

2452MHz_TX

22/12/2018

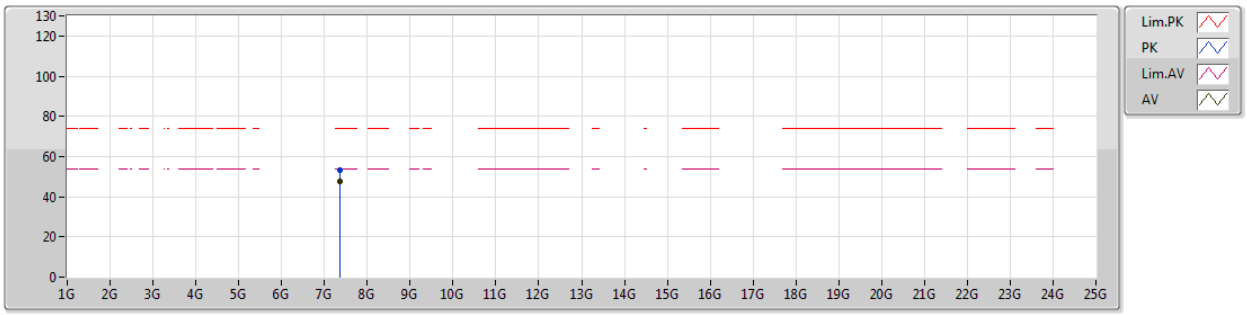

EUT Y_4TX
Setting 83
02-C-5
FSP

Type	Freq	Level	Limit	Margin	Factor	Dist	Condition	Azimuth	Height	Comments
	(Hz)	(dBuV/m)	(dBuV/m)	(dB)	(dB)	(m)		(°)	(m)	
PK	7.35599G	53.41	74.00	-20.59	10.68	3	Horizontal	248	1.63	-
AV	7.35592G	47.79	54.00	-6.21	10.68	3	Horizontal	248	1.63	-