(2004)量认(国)字(H2402)号

No.L1659

ShenZhen Electronic Product Quality Testing Center

CONFORMANCE TEST REPORT FOR

HUMAN EXPOSURE TO ELECTROMAGNETIC FIELDS

SAR06-52

Techfaith Wireless Communication Technology Limited.

GSM 850/900/1800/1900 GPRS Mobile Phone

Type Name: Pebble

FCC ID: UJQ-06515T

Hardware Version: P1
Software Version: TF_WM5_PEBBLE_VER_01.01_R0609071207(10.16.3)

Date of Issue: 2006-10-24

GENERAL SUMMARY

Product Name	GSM 850/900/1800/1900 GPRS Mobile Phone	Development Stage	MP
Standard(s)	**47CFR § 2.1093:** Radiofrequency Radiation Exposure Evaluation: Portable Devices **FCC OET Bulletin 65 (Edition 97-01), Supplement C (Edition 01-01):** Evaluating Compliance with FCC Guidelines for Human Exposure to Radiofrequency Electromagnetic Fields **ANSI C95.1–1999:** IEEE Standard for Safety Levels with Respect to Human Exposure to Radio Frequency Electromagnetic Fields, 3 kHz to 300 GHz. **IEEE 1528–2003:** Recommended Practice for Determining the Peak Spatial-Average Specific Absorption Rate (SAR) in the Human Body Due to Wireless Communications Devices: Experimental Techniques.		
Conclusion	Localized Specific Absorption Rate (SAR) of this portable wireless equipment has been measured in all cases requested by the relevant standards cited in Clause 5.2 of this test report. Maximum localized SAR is below exposure limits specified in the relevant standards cited in Clause 5.1 of this test report. General Judgment: **Pass** **Date of issue: Oct 24th, 2006**		
Comment	TX Freq. Band: 824.20 MHz—848.80 MHz 1850.20 MHz —1909.80 MHz RX Freq. Band: 869.20 MHz—893.80 MHz 1930.20 MHz —1989.80 MHz Antenna Character : build inside The test result only responds to the measured sample.		

Tested by: Hou Tao, Date: Oct 24, 2006
Hou Tao

Checked by: Smart Li, Date: Oct. 24, 2006
Smart Li

Approved by: Lian Wu, Date: Oct. 24, 2006
Li'an Wu

Contents

1. GENERAL CONDITIONS

2. ADMINISTRATIVE DATA

2.1. Identification of the Responsible Testing Laboratory
2.2. Identification of the Responsible Testing Location(s)
2.3. Organization Item
2.4. Identification of Applicant
2.5. Identification of Manufacture

3. EQUIPMENT UNDER TEST (EUT)

3.1. Identification of the Equipment under Test
3.2. Identification of all used Test Sample of the Equipment under Test

4. OPERATIONAL CONDITIONS DURING TEST

4.1. Schematic Test Configuration
4.2. SAR Measurement System

5. CHARACTERISTICS OF THE TEST

5.1. Applicable Limit Regulations
5.2. Applicable Measurement Standards

6. LABORATORY ENVIRONMENT

7. TEST RESULTS

7.1. Dielectric Performance
7.2. Summary of Measurement Results
7.3. Conclusion

8. MEASUREMENT UNCERTAINTY

9. MAIN TEST INSTRUMENTS

This Test Report consists of the following Annexes:

Annex A: Accreditation Certificate

Annex B: Test Layout

Annex C: Sample Photographs

Annex D: Graph Test Results

Annex E: System Performance Check Data

1. GENERAL CONDITIONS

1.1 This report only refers to the item that has undergone the test.

1.2 This report standalone dose not constitute or imply by its own an approval of the product by the certification Bodies or competent Authorities.

1.3 This document is only valid if complete; no partial reproduction can be made without written approval of Shenzhen Electronic Product Quality Testing Center.

1.4 This report cannot be used partially or in full for publicity and/or promotional purposes without previous written approval of Shenzhen Electronic Product Quality Testing Center and the Accreditation Bodies, if it applies.

2. Administrative Date

2.1. Identification of the Responsible Testing Laboratory

Company Name:	ShenZhen Electronic Product Quality Testing Center
Department:	Testing Department
Address:	Electronic Testing Building, ShaHe Road, NanShan District, ShenZhen, P. R. China
Telephone:	+86-755-26628676
Fax:	+86-755-26627238
Responsible Test Lab Managers:	Mr. Li'an Wu

2.2. Identification of the Responsible Testing Location(s)

Company Name:	ShenZhen Electronic Product Quality Testing Center
Address:	Electronic Testing Building, ShaHe Road, NanShan District, ShenZhen, P. R. China

2.3.Organization Item

S.E.T Report No.:	SAR06-052
S.E.T Project Leader:	Mr. Li Sixiong
S.E.T Responsible for accreditation scope:	Mr. Li'an Wu
Start of Testing:	2006-10-7
End of Testing:	2006-10-24

2.4.Identification of Applicant

Company Name:	Techfaith Wireless Communication Technology Limited.
Address:	2/FM8 West,No.1 Jiu Xian Qiao Dong Road,Chao Yang District.Beijing,China P.C:100016
Contact person:	Tao Zeli
Telephone:	(+86) 10-58229861
Fax:	(+86) 10-58228899

2.5.Identification of Manufacture

Company Name:	Techfaith Wireless Communication Technolgy Limited.
Address:	2/FM8 West,No.1 Jiu Xian Qiao Dong Road,Chao Yang District.Beijing,China P.C:100016
Contact person:	Tao Zeli
Telephone:	(+86) 10-58229861
Fax:	(+86) 10-58228899

Notes: This data is based on the information by the applicant.

3. Equipment Under Test (EUT)

3.1. Identification of the Equipment under Test

Brand Name:	TechFaith Wireless	
Type Name:	Pebble	
Marking Name:	Pebble	
	Test frequency	GSM 850MHz PCS 1900MHz WIFI 2450MHz
	Development Stage	Identical prototype
	Accessories	Charger, Battery;
	Battery Model	TH-QNHG
	Battery specification	1250mAh 3.7V
General description:	Antenna type	Build inside
	Operation mode	Call established
	Modulation mode	GSM; GPRS; WIFI
	Max. Power(EIRP)	33dBm(GSM 850) 30dBm(PCS 1900) ≦20dBm(WIFI 2450)

3.2. Identification of all used Test Sample of the Equipment under Test

EUT Code	Serial Number	Hardware Version	Software Version	IMEI
1#	N.A.	P1	TF_WM5_PEBBLE_VER_01.01_R0609071207(10.16.3)	000000000000000

NOTE:

1. The EUT consists of Hand Telephone Set and normal options: Charger, Lithium Battery as listed above.
2. Please refer to Appendix C for the photographs of the EUT. For a more detailed features description about the EUT, please refer to User's Manual.
3. The EUT can work in three different bands, but this SAR test was performed only in the GSM 850MHz and PCS 1900MHz bands.
4. The EUT can work in WIFI mode (operating frequency from 2400 to 2483.5MHz). This SAR test was performed in the 2450MHz, which is according to the 802.11g and 802.11b. But the WIFI mode can't operate together with Phone call established.

4 OPERATIONAL CONDITIONS DURING TEST

4.1 Schematic Test Configuration

During SAR test, EUT is in Traffic Mode (Channel Allocated) at Normal Voltage Condition. A communication link is set up with a System Simulator (SS) by air link, and a call is established.

The TCH is allocated to 128, 190 and 251 respectively in the case of GSM 850 MHz, or to 512, 661 and 810 respectively in the case of PCS 1900 MHz. The EUT is commanded to operate at maximum transmitting power.

The EUT shall use its internal transmitter. The antenna(s), battery and accessories shall be those specified by the manufacturer. The EUT battery must be fully charged and checked periodically during the test to ascertain uniform power output. If a wireless link is used, the antenna connected to the output of the base station simulator shall be placed at least 50 cm away from the handset.

The signal transmitted by the simulator to the antenna feeding point shall be lower than the output power level of the handset by at least 35 dB.

4.2 SAR Measurement System

The SAR measurement system being used is the IndexSAR SARA2 system, which consists of a

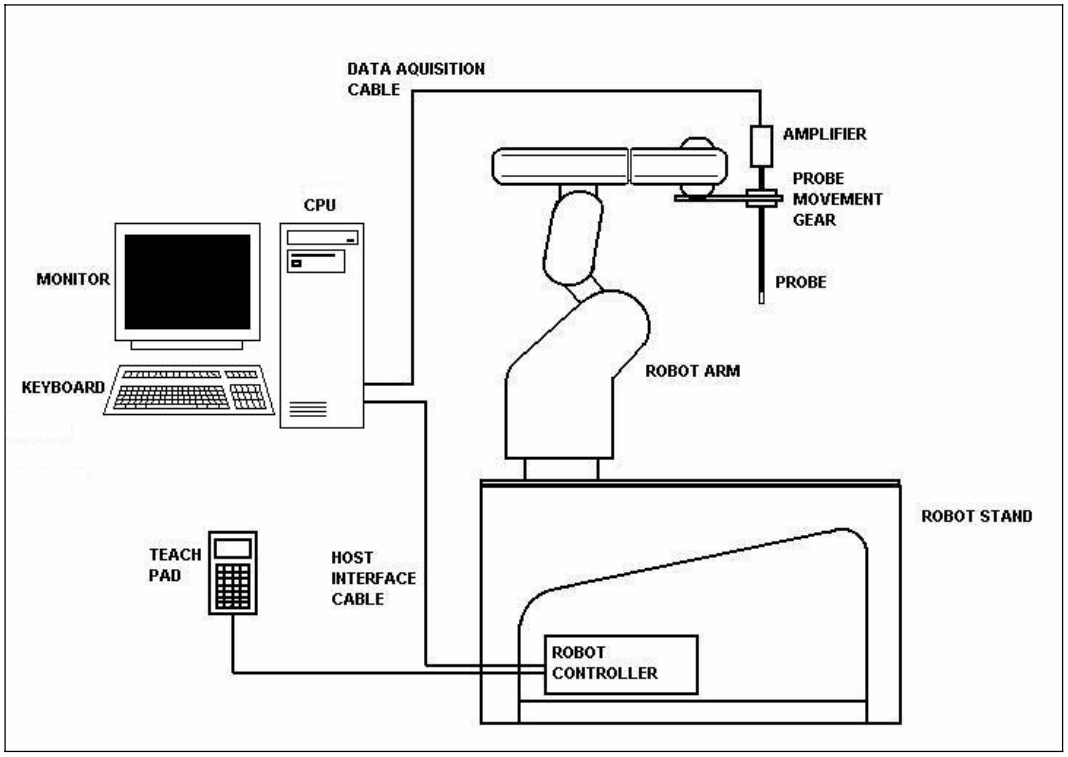

Figure1. SAR Lab Test Measurement Set-up

Mitsubishi RV-E2 6-axis robot arm and controller, IndexSAR probe and amplifier and SAM phantom Head Shape. The system is controlled remotely from a PC, which contains the software to control the robot and data acquisition equipment. The software also displays the data obtained from test scans.

In operation, the system first does an area (2D) scan at a fixed depth within the liquid from the inside wall of the phantom. When the maximum SAR point has been found, the system will then carry out a 3D scan centred at that point to determine volume averaged SAR level.

4.2.1 Robot system specification

The robot is used to articulate the probe to programmed positions inside the phantom head to obtain the SAR readings from the DUT.

Robot and Stand

Type	Mitsubishi Movemaster RV-2A / 6 axis vertical articulated robot
Dimensions (robot)	Height: 790mm (in home position)
Dimensions (robot stand)	1010L x 450W x 820H mm
Weight	Approx. 36 kg
Position repeatability	+/- 0.04mm
Drive Method	AC servomotor
Expandability	Extra axis expansion capability for probe calibration applications E-Field probe

Robot Controller Unit

Type	CR1 - 571
Dimensions	212W x 290D x 151H mm
Weight	8 kg
Power source	single-phase 100 - 240 VAC

4.2.2 Probe and amplifier specification

IXP-050 Indexsar isotropic immersible SAR probe

The probes are constructed using three orthogonal dipole sensors arranged on an interlocking, triangular

prism core. The probes have built-in shielding against static charges and are contained within a PEEK cylindrical enclosure material at the tip (showed in figure 2). The system uses diode compression potential (DCP) to determine SAR values for different types of modulation. Crest factor is not used for determining SAR values. The DCP for different types of modulation is determined during the probe calibration procedure.

E-filed Probe	
Type	Three orthogonal dipole sensors arranged on triangular, interlocking substrates
Dimensions	**Overall length:** 350mm **Tip length:** 10mm **Body diameter:** 12mm **Tip diameter:** 5mm **Distance from probe tip to dipole centers:** 2.5mm
Interfacing	Lemo 6 pole latching connector for interfacing to high impedance amplifier
Isotropy	+/- 0.5dB in brain liquids (rotation about probe axis) typically +/- 0.15dB +/- 0.5dB in brain liquids (rotation normal to probe axis)
Calibration	Indexsar calibration in brain tissue simulating liquids at frequency of 900MHz, 1800MHz and 1900MHz
Dynamic Range	0.001W/kg to 100W/kg in liquid. Linearity +/- 0.2W/kg

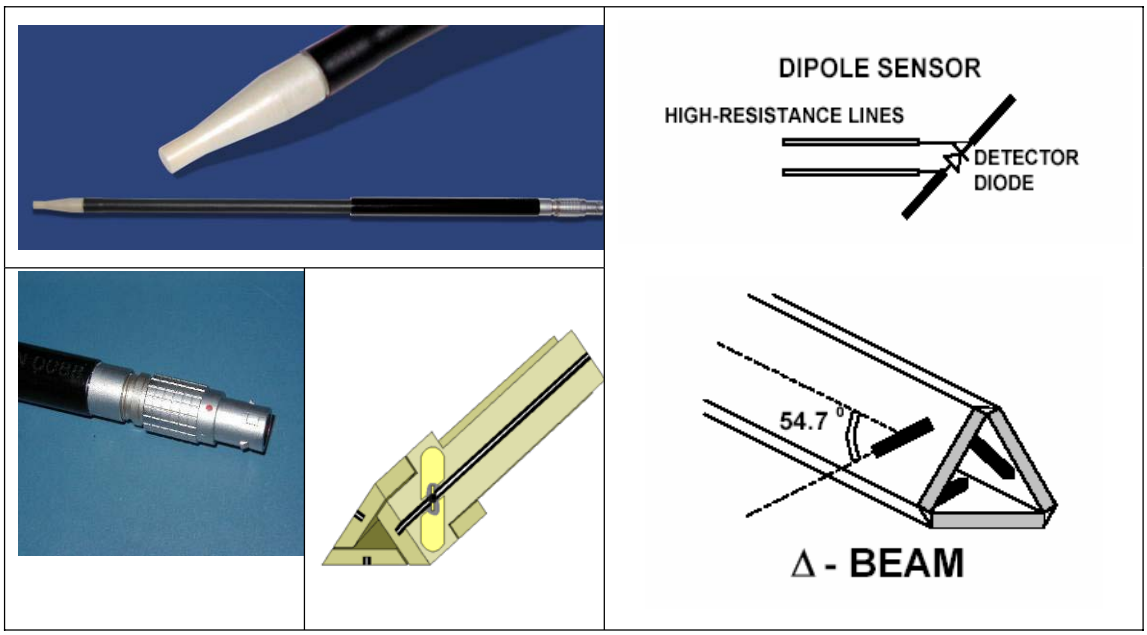

Figure2. **Specification and characterisation parameters of indexsar probe**

IFA-010 Amplifier

The amplifier unit has a multi-pole connector to connect to the probe and a multiplexer selects between the 3-channel single-ended inputs. A 16-bit AtoD converter with programmable gain is used along with an on-board micro-controller with non-volatile firmware. Battery life is around 150 hours and data are transferred to the PC via 3m of duplex optical fibre and a self-powered RS232 to optical converter.

Probe Amplifier and PC Interface

Type	High impedance inputs with 3 independent x,y,z sensor channels giving simultaneous measurement data every 2ms. Reads true average of modulated signals without the need for duty cycle corrections
Ranges	Software selectable of x1 to 63
Cable	Optical cable with self-powered 9 way RS232 converter. 3m cable length supplied as standard. Other lengths to order.
Power Requirements	2 x AAA batteries giving approximately 100 hours usage.

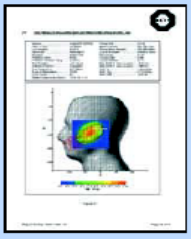

'Word' report format
The results of each frequency scan are presented in a Microsoft 'Word' document with all the necessary measurement parameters automatically tabulated. Users can customise the layout and in some cases language changes are possible.

4.2.3 Phantoms and simulant liquid

4.2.3.1 SAR head phantom (SAM)

The Indexsar SAM Upright Phantom is fabricated to the shape defined in these CAD files by Antennessa.

Head Phantom

Type 2	Upright SAM phantom
Dimensions	Height: 320mm Baseplate diameter: 275mm
Weight	empty: 1.2 kg filled: 7.2 kg
Wall thickness	2.0 mm ±0.2
Construction	Low loss resin / Strengthened saggital seam

It is mounted on the base table, which holds the robotic positioner. Both mechanical and laser-based

registration systems are utilised to register the phantom position in relationship to the robot co-ordinate system. In the SARA2 implementation, the SAM phantom is mounted on a supporting table made of low dielectric loss material, which includes mounting brackets for DUT positioners, dipole holders and (optionally) a shelf for supporting larger devices like laptop computers.

4.2.3.2 Box phantom

The box phantom used for body testing and for validation is manufactured from Perspex.

IXB – 070 Specification and characterisation parameters

Constructional details	
Internal dimensions:	200mm x 200mm x 200mm
Thickness of base:	2mm +/- 0.2mm
Wall thickness:	4mm
Material:	PMMA
Frequency range	300MHz – 6GHz
Dielectric properties	Relative permittivity 2.7 Loss tangent <0.02

Tissue-simulant volume required for 150mm depth (6 litres)

4.2.3.3 Simulant liquids

Simulant liquids that are used for testing at frequencies of GSM 850MHz and PCS 1900MHz, which are made mainly of sugar, salt and water solutions may be left in the phantoms. Approximately 7litres are needed for an upright head compared to about 27litres for a horizontal bath phantom.

Ingredients (% by weight)	Frequency(MHz)					
	850		1900		2450	
Tissue Type	Head	Body	Head	Body	Head	Body
Water	40.92	56.0	54.9	40.4	N.A.	N.A.
Salt(NaCl)	1.48	0.76	0.18	0.5	N.A.	N.A.
Sugar	56.5	41.76	0.0	58.0	N.A.	N.A.
HEC	1	1.21	0.0	1.0	N.A.	N.A.
Bacterial de	0.0	0.0	0.0	0.1	N.A.	N.A.
DGBE	0.0	0.0	44.92	0.0	N.A.	N.A.
Acticide SPX	0.1	0.27	0.0	0.0	N.A.	N.A.
Dielectric Constant	41.44	52.99	39.9	54.0	39.2	52.7
Conductivity (S/m)	0.99	1.12	1.42	1.45	1.80	1.95

4.2.4 SAR measurement procedure

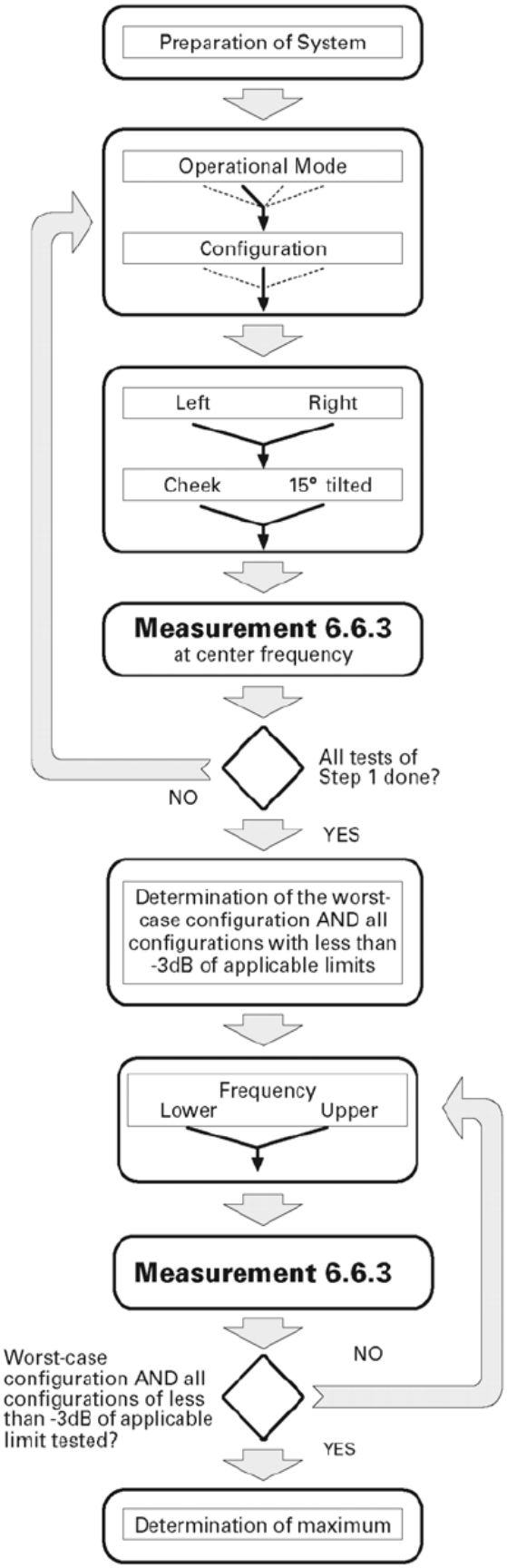

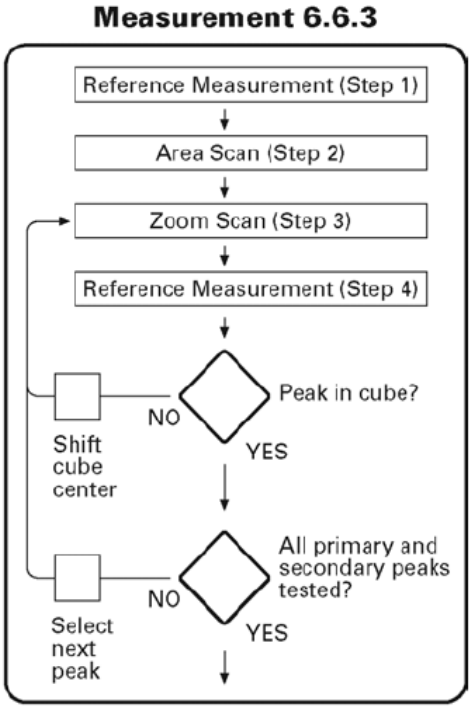

Channel	Left				Right			
	Cheek		Tilt		Cheek		Tilt	
	Retracted	Extended	Retracted	Extended	Retracted	Extended	Retracted	Extended
Mode 1:								
High			S2(-1.4dB)	S2(-0.4dB)			S2(-2.2dB)	S2(-1.4dB)
Middle	S1(-4dB)	S1(-4dB)	S1(-1.5dB)	S1(-0.5dB)	S1(-5dB)	S1(-5dB)	S1(-2.5dB)	S1(-1.5dB)
Low			S2(-1.3dB)	S2(-0.7dB)			S2(-2.7dB)	S2(-0.6dB)
Mode 2:								
High			S2(-2.7dB)	S2(-1.1dB)				
Middle	S1(-5dB)	S1(-5dB)	S1(-2.5dB)	S1(-1dB)	S1(-6dB)	S1(-6dB)	S1(-5dB)	S1(-5dB)
Low			S2(-2.2dB)	S2(-0.8dB)				

After an area scan has been done at a fixed distance of 8mm from the surface of the phantom on the source side, a 3D scan is set up around the location of the maximum spot SAR. First, a point within the scan area is visited by the probe and a SAR reading taken at the start of testing. At the end of testing, the probe is returned to the same point and a second reading is taken. Comparison between these start and end readings enables the power drift during measurement to be assessed.

Above is the scanning procedure flow chart and table from the IEEE p1528 standard. This is the procedure for which all compliant testing should be carried out to ensure that all variations of the device position and transmission behaviour are tested.

4.2.5 Validation testing using box phantoms

The following procedure, recommended for performing validation tests using box phantoms is based on the procedures described in the draft IEEE standard P1528. Setup according to the setup diagram below :

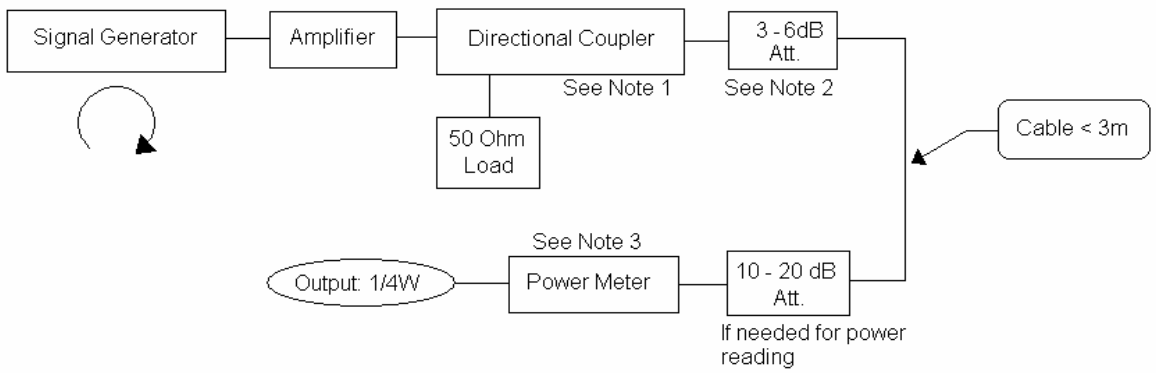

With the SG and Amp and with directional coupler in place, set up the source signal at the relevant

frequency and use a power meter to measure the power at the end of the SMA cable that you intend to connect to the balanced dipole. Adjust the SG to make this, say, 0.25W (24 dBm). If this level is too high to read directly with the power meter sensor, insert a calibrated attenuator (e.g. 10 or 20 dB) and make a suitable correction to the power meter reading.

Note 1: In this method, the directional coupler is used for monitoring rather than setting the exact feed power level. If, however, the directional coupler is used for power measurement, you should check the frequency range and power rating of the coupler and measure the coupling factor (referred to output) at the test frequency using a VNA.

Note 2: Remember that the use of a 3dB attenuator (as shown in Figure 8.1 of P1528) means that you need an RF amplifier of 2 times greater power for the same feed power. The other issue is the cable length. You might get up to 1dB of loss per meter of cable, so the cable length after the coupler needs to be quite short.

Note 3: For the validation testing done using CW signals, most power meters are suitable. However, if you are measuring the output of a modulated signal from either a signal generator or a handset, you must ensure that the power meter correctly reads the modulated signals.

4.2.5.1 Setting up the box phantom for validation testing

The main purpose of the box phantom is for validation of the system. By placing the box phantom in place of the upright head, using the box phantom dipole holder the system can now be used to check that the probe and software are giving accurate readings.



4.2.5.2 Equipments and results of validation testing

Equipments :

name	Type and specification
Signal generator	SML02
Directional coupler	450MHz-3GHz
Amplifier	3W 502(10-2500MHz)
Reference dipole	IXD-080 validation dipole
	IXD-090 validation dipole
	IXD-245 validation dipole

Results：

Frequency	Target value（1g）	Test value（1g）	
850MHz	10.8W/kg	10.528（Head）	10.264（Body）
1900MHz	39.7 W/kg	41.152（Head）	40.324（Body）
2450MHz	52.4 W/kg	52.824（Head）	52.344（Body）

4.2.6 SARA2 Interpolation and Extrapolation schemes

SARA2 software contains support for both 2D cubic B-spline interpolation as well as 3D cubic B-spline interpolation. In addition, for extrapolation purposes, a general n-th order polynomial fitting routine is implemented following a singular value decomposition algorithm. A 4th order polynomial fit is used by default for data extrapolation, but a linear-logarithmic fitting function can be selected as an option. The polynomial fitting procedures have been tested by comparing the fitting coefficients generated by the SARA2 procedures with those obtained using the polynomial fit functions of Microsoft Excel when applied to the same test input data.

4.2.7 Interpolation of 2D area scan

The 2D cubic B-spline interpolation is used after the initial area scan at fixed distance from the phantom shell wall. The initial scan data are collected with approx. 10mm spatial resolution and spline interpolation is used to find the location of the local maximum to within a 1mm resolution for positioning the subsequent 3D scanning.

4.2.8Extrapolation of 3D scan

For the 3D scan, data are collected on a spatially regular 3D grid having (by default) 6.4 mm steps in the lateral dimensions and 3.5 mm steps in the depth direction (away from the source). SARA2 enables full control over the selection of alternative step sizes in all directions.

The digitised shape of the head is available to the SARA2 software, which decides which points in the 3D array are sufficiently well within the shell wall to be ‘visited’ by the SAR probe. After the data collection, the data are extrapolated in the depth direction to assign values to points in the 3D array closer to the shell wall. A notional extrapolation value is also assigned to the first point outside the shell wall so that subsequent interpolation schemes will be applicable right up to the shell wall boundary.

4.2.9 Interpolation of 3D scan and volume averaging

The procedure used for defining the shape of the volumes used for SAR averaging in the SARA2 software follow the method of adapting the surface of the ‘cube’ to conform with the curved inner surface of the phantom. This is called, here, the conformal scheme.

For each row of data in the depth direction, the data are extrapolated and interpolated to less than 1mm spacing and average values are calculated from the phantom surface for the row of data over distances corresponding to the requisite depth for 10g and 1g cubes. This results in two 2D arrays of data, which are then cubic B-spline interpolated to sub mm lateral resolution. A search routine then moves an

averaging square around through the 2D array and records the maximum value of the corresponding 1g and 10g volume averages. For the definition of the surface in this procedure, the digitized position of the head shell surface is used for measurement in head-shaped phantoms. For measurements in rectangular, box phantoms, the distance between the phantom wall and the closest set of gridded data points is entered into the software. For measurements in box-shaped phantoms, this distance is under the control of the user. The effective distance must be greater than 2.5mm as this is the tip-sensor distance and to avoid interface proximity effects, it should be at least 5mm. A value of 6 or 8mm is recommended. This distance is called **dbe**.

For automated measurements inside the head, the distance cannot be less than 2.5mm, which is the radius of the probe tip and to avoid interface proximity effects, a minimum clearance distance of x mm is retained. The actual value of dbe will vary from point to point depending upon how the spatially regular 3D grid points fit within the shell. The greatest separation is when a grid point is just not visited due to the probe tip dimensions. In this case the distance could be as large as the step-size plus the minimum clearance distance (i.e with x=5 and a step size of 3.5, dbe will be between 3.5 and 8.5mm).

The default step size (dstep) used is 3.5mm, but this is under user-control. The compromise is with time of scan, so it is not practical to make it much smaller or scan times become long and power-drop influences become larger.

The robot positioning system specification for the repeatability of the positioning (dss) is +/- 0.04mm.

The phantom shell is made by an industrial moulding process from the CAD files of the SAM shape, with both internal and external moulds. For the upright phantoms, the external shape is subsequently digitized on a Mitutoyo CMM machine (Euro an ultrasonic sensor indicate that the shell thickness (dph) away from the ear is 2.0 +/- 0.1mm. The ultrasonic measurements were calibrated using additional mechanical measurements on available cut surfaces of the phantom shells. See support document IXS-020x.

For the upright phantom, the alignment is based upon registration of the rotation axis of the phantom on its 253mm diameter baseplate bearing and the position of the probe axis when commanded to go to the axial position. A laser alignment tool is provided (procedure detailed elsewhere). This enables the registration of the phantom tip (dmis) to be assured to within approx. 0.2mm. This alignment is done with reference to the actual probe tip after installation and probe alignment. The rotational positioning of the phantom is variable – offering advantages for special studies, but locating pins ensure accurate repositioning at the principal positions (LH and RH ears).

4.2.10 Probe anisotropy and boundary proximity influence correction software (Virtual Probe Miniaturization VPM software)

Indexsar Report IXS0223 provides a background to the factors affecting measurements at high frequencies when using SAR probes of size 8 – 5mm tip diameter. Although the Indexsar probes are at the smaller end of this range, SAR probes are not isotropic in 5GHz phantom field gradients and ad

1) At >5GHz, the SAR field decays to 1/e of its value within 3-4mm of the surface of a phantom with a source adjacent. So, measurements are significantly affected by small errors in the separation distances employed between the probe and the phantom surface. The distance between the probe tip and the plane of the sensors should be allowed for using the same value as th at declared in the probe calibration document. Distances between the probe tip and phantom surface should be measured accurately to 0.1mm. The best way to assure this is to use the robot to position the probe in light contact with the phantom wall and then to withdraw the probe by the selected amount under robot control.

2) The preferred test geometry at 5GHz is for testing at the bottom of an open phantom. If tests at the side of a phantom are performed, it will be necessary to apply VPM corrections as described below. In either case, careful monitoring of probe spacing from the phantom is required. Probe isotropy is improved for measuring fields polarized either normal to or parallel to the probe axis. If the source polarization is known, this arrangement should be established, if possible.

3) The probe calibration factors including boundary correction terms should be carefully entered from the calibration document. The probe calibration factors require that the probe be oriented in a known rotational position. The red spot on the Indexsar probe should be aligned facing away from the robot arm.

4) The latest SARA2 software (VPM editions) contain support for correcting for probe anisotropy in strong field gradients and include a procedure for correcting for boundary proximity influences. As noted above, the probe has to be oriented in a given rotational position and some familiarity with the new measurement procedures is necessary. The calculations can be performed either with or without the extended correction schemes applied.

5) If boundary corrections are used, it may be preferable to go rather closer to the phantom surface than is usually recommended and to perform scans using small steps between the measurement planes so that good data on the SAR profiles are collected within the first 10mm of the phantom depth.

5 CHARACTERISTICS OF THE TEST

5.1 Applicable Limit Regulations

47CFR § 2.1093: Radiofrequency Radiation Exposure Evaluation: Portable Devices

FCC OET Bulletin 65(Edition 97-01), Supplement C(Edition 01-01): Evaluating Compliance with FCC Guidelines for Human Exposure to Radiofrequency Electromagnetic Fields

ANSI C95.1–1999: IEEE Standard for Safety Levels with Respect to Human Exposure to Radio Frequency Electromagnetic Fields, 3 kHz to 300 GHz.

It specifies the maximum exposure limit of **1.6 W/kg** as averaged over any 1 gram of tissue for portable devices being used within 20 cm of the user in the uncontrolled environment.

5.2 Applicable Measurement Standards

IEEE 1528–2003: Recommended Practice for Determining the Peak Spatial-Average Specific Absorption Rate (SAR) in the Human Body Due to Wireless Communications Devices: Experimental Techniques.

They specify the measurement method for demonstration of compliance with the SAR limits for such equipments.

6 LABORATORY ENVIRONMENT

Table: The Ambient Conditions during SAR Test

Temperature	Min. = 15 ° C, Max. = 30 ° C
Relative humidity	Min. = 30%, Max. = 70%
Ground system resistance	< 0.5 Ω
Ambient noise is checked and found very low and in compliance with requirement of standards. Reflection of surrounding objects is minimized and in compliance with requirement of standards.	

7 TEST RESULTS

7.1 Dielectric Performance

The measured 1-gram averaged SAR values of the device against the head and the body are provided in Tables 1 and 2 respectively. The humidity and ambient temperature of test facility were 54% ~60% and 23.0 °C ~23.9°C respectively. The SAM head phantom（SN 0380 SH and SN 0381 SH）were full of the head tissue simulating liquid. The depth of the body tissue was 15.1cm. The distance between the back of the device and the bottom of the flat phantom is 1.5cm. A base station simulator was used to control the device during the SAR measurement. The phone was supplied with full-charged battery for each measurement.

For head measurement, the device was tested at the lowest, middle and highest frequencies in the transmit band.

Table 1: Dielectric Performance of Head Tissue Simulating Liquid

Temperature: 23.0~23.9° C, humidity: 54~60%.			
/	**Frequency**	**Permittivity ε**	**Conductivity σ (S/m)**
Target value	850 MHZ	41.5	0.97
Validation value (Oct 13)	850 MHZ	41.06	0.961
Target value	1900 MHZ	40.0	1.40
Validation value (Oct 14)	1900 MHZ	40.15	1.362
Target value	2450MHz	39.2	1.80
Validation value (Oct 15)	2450MHz	39.20	1.789

For body-worn measurements, the device was tested against flat phantom representing the user body. Under measurement phone was put on in the belt holder.

Table 2: Dielectric Performance of Body Tissue Simulating Liquid

Temperature: 23.0~23.9° C, humidity: 54~60%.			
/	**Frequency**	**Permittivity ε**	**Conductivity σ (S/m)**
Target value	850 MHz	55.0	1.05
Validation value (Oct 13)	850 MHz	54.83	1.028

Target value	1900 MHz	53.3	1.52
Validation value (Oct 14)	1900 MHz	52.98	1.531
Target value	2450 MHz	52.7	1.95
Validation value (Oct 15)	2450 MHz	52.65	1.938

7.2 Summary of Measurement Results (GSM 850MHz and PCS 1900 MHz Band)

Table 3: SAR Values (GSM 850 MHz Band), Measured against the head.

Temperature: 23.0 °C ~23.8°C, humidity: 54~59%.		
Limit of SAR (W/kg)	**1 g Average**	
	1.6	
Test Case	**Measurement Result (W/kg)**	
	1 g Average (W/kg)	**Power level (dBm)**
Left head, Touch cheek, Bottom frequency	0.575	32.33
Left head, Touch cheek, Mid frequency	0.576	32.21
Left head, Touch cheek, Top frequency	0.681	32.06
Left head, Tilt 15 Degree, Bottom frequency	0.621	32.33
Left head, Tilt 15 Degree, Mid frequency	0.625	32.21
Left head, Tilt 15 Degree, Top frequency	0.639	32.06
Right head, Touch cheek, Bottom frequency	0.461	32.33
Right head, Touch cheek, Mid frequency	0.474	32.21
Right head, Touch cheek, Top frequency	0.452	32.06
Right head, Tilt 15 Degree, Bottom frequency	0.567	32.33
Right head, Tilt 15 Degree, Mid frequency	0.553	32.21
Right head, Tilt 15 Degree, Top frequency	0.542	32.06

Table 4: SAR Values (DCS 1900MHz Band), Measured against the head.

Temperature: 23.0 °C ~23.8°C, humidity: 54~59%.		
Limit of SAR (W/kg)	**1 g Average**	
	1.6	
Test Case	**Measurement Result (W/kg)**	
	1 g Average (W/kg)	**Power level (dBm)**
Left head, Touch cheek, Bottom frequency	0.092	29.11
Left head, Touch cheek, Mid frequency	0.135	29.44
Left head, Touch cheek, Top frequency	0.206	29.21

Left head, Tilt 15 Degree, Bottom frequency	0.089	29.11
Left head, Tilt 15 Degree, Mid frequency	0.124	29.44
Left head, Tilt 15 Degree, Top frequency	0.184	29.21
Right head, Touch cheek, Bottom frequency	0.200	29.11
Right head, Touch cheek, Mid frequency	0.242	29.44
Right head, Touch cheek, Top frequency	0.359	29.21
Right head, Tilt 15 Degree, Bottom frequency	0.209	29.11
Right head, Tilt 15 Degree, Mid frequency	0.276	29.44
Right head, Tilt 15 Degree, Top frequency	0.345	29.21

Table 4: SAR Values (WIFI 2450MHz Band), Measured against the head.

Temperature: 23.0 °C ~23.8°C, humidity: 54~59%.		
Limit of SAR (W/kg)	**1 g Average**	
	1.6	
Test Case	**Measurement Result (W/kg)**	
	1 g Average (W/kg)	**Power level (dBm)**
Left head, Touch cheek, Bottom frequency	0.163	16.55
Left head, Touch cheek, Mid frequency	0.239	16.42
Left head, Touch cheek, Top frequency	0.279	16.28
Left head, Tilt 15 Degree, Bottom frequency	0.165	16.55
Left head, Tilt 15 Degree, Mid frequency	0.182	16.42
Left head, Tilt 15 Degree, Top frequency	0.173	16.28
Right head, Touch cheek, Bottom frequency	0.166	16.55
Right head, Touch cheek, Mid frequency	0.212	16.42
Right head, Touch cheek, Top frequency	0.219	16.28
Right head, Tilt 15 Degree, Bottom frequency	0.218	16.55
Right head, Tilt 15 Degree, Mid frequency	0.268	16.42
Right head, Tilt 15 Degree, Top frequency	0.279	16.28

Table 5: SAR Values (GSM 850 MHz Band), Measured against the body

Temperature: 23.0 °C ~23.8°C, humidity: 48~58%.		
Limit of SAR (W/kg)	**1 g Average**	
	1.6	
Test Case	**Measurement Result (W/kg)**	
	1 g Average (W/kg)	**Power level (dBm)**
Side, Bottom frequency	0.297	32.33
Side, Mid frequency	0.211	32.21
Side , Top frequency	0.173	32.06

Side , Bottom frequency(with GPRS)	0.312	32.33
Side , Bottom frequency(with Bluetooth)	0.282	32.33
Side, Bottom frequency(with GPRS , face to bottom)	0.097	32.33

Table 6: SAR Values (PCS 1900 MHz Band), Measured against the body

Temperature: 21.0~21.9° C, humidity: 48~58%.		
Limit of SAR (W/kg)	**1 g Average**	
	1.6	
Test Case	**Measurement Result (W/kg)**	
	1 g Average (W/kg)	**Power level (dBm)**
Side, Bottom frequency	0.042	29.11
Side, Mid frequency	0.040	29.44
Side , Top frequency	0.034	29.21
Side , Bottom frequency(with GPRS)	0.041	29.11
Side , Bottom frequency(with Bluetooth)	0.036	29.11
Side, Bottom frequency(with GPRS , face to bottom)	0.025	29.11

Table 7: SAR Values (WIFI 2450 MHz Band), Measured against the body

Temperature: 21.0~21.9° C, humidity: 48~58%.		
Limit of SAR (W/kg)	**1 g Average**	
	1.6	
Test Case	**Measurement Result (W/kg)**	
	1 g Average (W/kg)	**Power level (dBm)**
Side, Bottom frequency	0.153	16.55
Side, Mid frequency	0.134	16.42
Side , Top frequency	0.136	16.28
Side , Bottom frequency (face to bottom)	0.122	16.55
Side , Bottom frequency(with Bluetooth)	0.097	16.55

7.3 Conclusion

Localized Specific Absorption Rate (SAR) of this portable wireless device has been measured in all cases requested by the relevant standards cited in Clause 5.2 of this report. Maximum localized SAR is **below** exposure limits specified in the relevant standards cited in Clause 5.1 of this test report.

8 Measurement Uncertainty

No	Uncertainty Component	Type	Uncertainty Value (%)	Probability Distribution	k	c_i	Standard Uncertainty (%) u_i(%)	Degree of freedom V_{eff} or v_i
	Measurement System							
1	－Probe Calibration	B	3.6	N	1	1	3.60	∞
2	－Axial isotropy	B	4.23	R	$\sqrt{3}$	$\sqrt{1-cp}$	0.00	∞
3	－Hemispherical Isotropy	B	10.7	R	$\sqrt{3}$	$\sqrt{cp}$	6.18	∞
4	－Boundary Effect	B	1.7	R	$\sqrt{3}$	1	0.98	∞
5	－Linearity	B	2.98	R	$\sqrt{3}$	1	1.69	∞
6	－System Detection Limits	B	0.00	R	$\sqrt{3}$	1	0.00	∞
7	－Readout Electronics	B	0.00	N	1	1	0.00	∞
8	－Response Time	B	0.00	R	$\sqrt{3}$	1	0.00	∞
9	－Integration Time	B	0.00	R	$\sqrt{3}$	1	0.00	∞
10	－RF Ambient Conditions	B	0.00	R	$\sqrt{3}$	1	0.00	∞
11	－Probe Position Mechanical tolerance	B	1.14	R	$\sqrt{3}$	1	0.33	∞
12	－Probe Position with respect to Phantom Shell	B	2.86	R	$\sqrt{3}$	1	0.83	∞
13	－Extrapolation, Interpolation and Integration Algorithms for Max. SAR evaluation	B	3.6	R	$\sqrt{3}$	1	2.08	∞
	Uncertainties of the DUT							
14	－Position of the DUT	A	0.00	N	1	1	0.00	0
15	－Holder of the DUT	A	0.00	N	1	1	0.00	0

16	－Output Power Variation – SAR drift measurement	B	5.0	R	$\sqrt{3}$	1	2.89	∞
	Phantom and Tissue Parameters							
17	－Phantom Uncertainty(shape and thickness tolerances)	B	1.43	R	$\sqrt{3}$	1	0.83	∞
18	－Liquid Conductivity Target – tolerance	B	5.0	R	$\sqrt{3}$	0.7	2.02	∞
19	－Liquid Conductivity – measurement Uncertainty)	B	2.0	R	$\sqrt{3}$	0.7	0.81	∞
20	－Liquid Permittivity Target tolerance	B	5.0	R	$\sqrt{3}$	0.6	1.73	∞
21	－Liquid Permittivity – measurement uncertainty	B	1.0	R	$\sqrt{3}$	0.6	0.35	∞
Combined Standard Uncertainty				RSS			±8.95%	
Expanded uncertainty (Confidence interval of 95 %)				K= 2.003935			±17.9%	

9 MAIN TEST INSTRUMENTS

No.	EQUIPMENT	TYPE	Due Date
1	E-Field SAR Probe	IXP-050 (SN 0177)	2007-03-28
2	Six-axis AC Servo industrial robot	RV-2A (SN AN406018)	2007-03-28
3	Mobile Phone Tester	4405 (SN 0811211)	2007-03-28
4	System Validation Dipole 2450MHZ	IXD-245 (SN 0104)	2007-03-28
5	System Validation Dipole 1900MHZ	IXD-080 (SN 0112)	2007-03-28
6	System Validation Dipole 850MHZ	IXD-090 (SN 0093)	2007-03-28
7	Probe Amplifier and PC Interface	IFA-010 (SN 0027)	2007-03-28
8	SAM Head Phantom	SN 0380 SH	2007-03-28
9	SAM Head Phantom	SN 0381 SH	2007-03-28
10	Box Phantom	IXB–070	2007-03-28

ANNEX A

of

ShenZhen Electronic Product Quality Testing Center

CONFORMANCE TEST REPORT FOR

HUMAN EXPOSURE TO ELECTROMAGNETIC FIELDS

SAR06-52

Techfaith Wireless Communication Technolgy Limited.

GSM 850/900/1800/1900 GPRS Mobile Phone

Accreditation Certificate

This Annex consists of 2 pages
Date of Report: 2006-10-24

ACCREDITATION CERTIFICATE OF CHINA NATIONAL ACCREDITATION BOARD FOR LABORATORIES

(No.L1659)

This is to certify that

Shenzhen Electronic Product Quality Testing Center

Electronic Testing Building, Shahe Road, Xili, Nanshan District,

Shenzhen, Guangdong, China

has been assessed and proved to be in compliance with CNAL/AC01: 2003 *Accreditation Criteria for Testing and Calibration Laboratories* (identical to ISO/IEC17025：1999 *General Requirements for the Competence of Testing and Calibration Laboratories).*

Accreditation scope of the laboratory is listed in the attachment.

Date of Issue：2004.10.09

Date of Expiry：2009.10.08

魏昊

Wei Hao

Secretary General of CNAL

ANNEX B

of

ShenZhen Electronic Product Quality Testing Center

CONFORMANCE TEST REPORT FOR

HUMAN EXPOSURE TO ELECTROMAGNETIC FIELDS

SAR06-52

Techfaith Wireless Communication Technolgy Limited.

GSM 850/900/1800/1900 GPRS Mobile Phone

Type Name: Pebble

Hardware Version: P1
Software Version: TF_WM5_PEBBLE_VER_01.01_R0609071207(10.16.3)

TEST LAYOUT

This Annex consists of 5 pages
Date of Report: 2006-10-24

Fig.1 SARA2 System Test Layout



Fig.2 The depth of head tissue in SAM

Fig.3 EUT Left Head Touch Cheek Position

Fig.4 EUT Left Head Tilt15 Position



Fig.5 EUT Right Head Touch Cheek Position



Fig.6 EUT Right Head Tilt15 Position

Fig.7 spacer 1.5cm



Fig.8 the depth of body tissue

Fig.9 Side Position

ANNEX C

of

ShenZhen Electronic Product Quality Testing Center

CONFORMANCE TEST REPORT FOR

HUMAN EXPOSURE TO ELECTROMAGNETIC FIELDS

SAR06-52

Techfaith Wireless Communication Technolgy Limited.

GSM 850/900/1800/1900 GPRS Mobile Phone

Type Name: Pebble

Hardware Version: P1
Software Version: TF_WM5_PEBBLE_VER_01.01_R0609071207(10.16.3)

Sample Photographs

This Annex consists of 3 pages
Date of Report: 2006-10-24

1. Photograph of the Equipment under Test

1.1. Appearance

1.2 Inside







ANNEX D

of

ShenZhen Electronic Product Quality Testing Center

CONFORMANCE TEST REPORT FOR

HUMAN EXPOSURE TO ELECTROMAGNETIC FIELDS

SAR06-52

Techfaith Wireless Communication Technolgy Limited.

GSM 850/900/1800/1900 GPRS Mobile Phone

Type Name: Pebble

Hardware Version: P1
Software Version: TF_WM5_PEBBLE_VER_01.01_R0609071207(10.16.3)

Graph Test Results

This Annex consists of 49 pages
Date of Report: 2006-10-24

SAR Test GSM 850 LH_TouchCheek (Bottom Channel)

System / software:	SARA2 / 2.40 VPM		**Input Power Drift:**	0.05dB
Date / Time:	2006-10-13 17:11:34		**DUT Battery Model/No:**	
Filename:	PEBBLE_850LH_Touch Cheek_B.txt		**Probe Serial Number:**	0177
Ambient Temperature:	23.5°C		**Liquid Simulant:**	Head tissue
Device Under Test:	PEBBLE		**Relative Permittivity:**	41.06
Relative Humidity:	58%		**Conductivity:**	.961
Phantom S/No:	Head_381SH.csv		**Liquid Temperature:**	23.3°C
Phantom Rotation:	0°		**Max SAR Y-axis Location:**	-57.00 mm
DUT Position:	PEBBLE_850LH_Touch Cheek_B		**Max SAR Z-axis Location:**	-165.50 mm
Antenna Configuration:	Build inside		**Max E Field:**	25.57 V/m
Test Frequency:	850MHz		**SAR 1g:**	0.575 W/kg
Air Factors:	417.2 / 368.0 / 414.8		**SAR 10g:**	0.431 W/kg
Conversion Factors:	.287 / .287 / .287		**SAR Start:**	0.389 W/kg
Type of Modulation:	GMSK		**SAR End:**	0.370 W/kg
Modn. Duty Cycle:	4		**SAR Drift during Scan:**	-4.98 %
Diode Compression Factors (V*200):	20 / 20 / 20		**Probe battery last changed:**	20/05/05
Input Power Level:	Level5(33dBm)		**Extrapolation:**	poly4

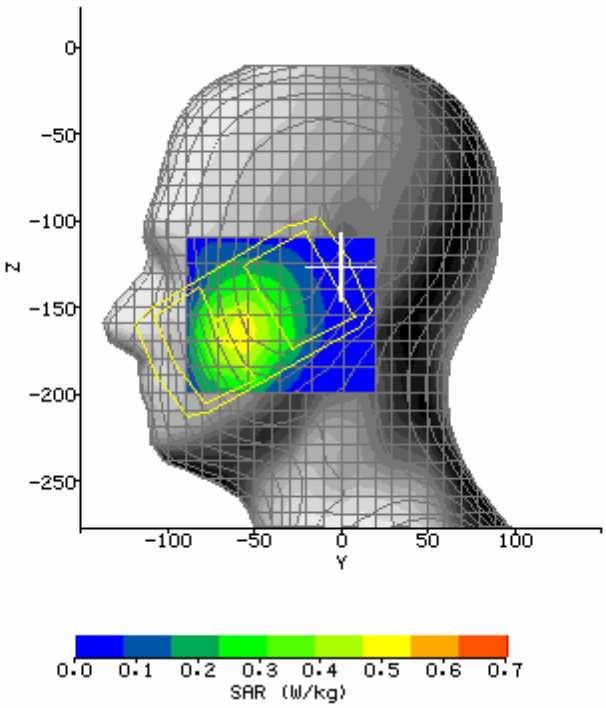

SAR Test GSM 850 LH_TouchCheek (Middle Channel)

System / software:	SARA2 / 2.40 VPM		**Input Power Drift:**	0.02dB
Date / Time:	2006-10-13 17:37:07		**DUT Battery Model/No:**	
Filename:	PEBBLE_850LH_Touch Cheek_M.txt		**Probe Serial Number:**	0177
Ambient Temperature:	23.5°C		**Liquid Simulant:**	Head tissue
Device Under Test:	PEBBLE		**Relative Permittivity:**	41.06
Relative Humidity:	58%		**Conductivity:**	.961
Phantom S/No:	Head_381SH.csv		**Liquid Temperature:**	23.3°C
Phantom Rotation:	0°		**Max SAR Y-axis Location:**	-55.17 mm
DUT Position:	PEBBLE_850LH_Touch Cheek_M		**Max SAR Z-axis Location:**	-162.50 mm
Antenna Configuration:	Build inside		**Max E Field:**	25.33 V/m
Test Frequency:	850MHz		**SAR 1g:**	0.576 W/kg
Air Factors:	417.2 / 368.0 / 414.8		**SAR 10g:**	0.415 W/kg
Conversion Factors:	.287 / .287 / .287		**SAR Start:**	0.359 W/kg
Type of Modulation:	GMSK		**SAR End:**	0.361 W/kg
Modn. Duty Cycle:	8		**SAR Drift during Scan:**	0.71 %
Diode Compression Factors (V*200):	20 / 20 / 20		**Probe battery last changed:**	20/05/05
Input Power Level:	Level5(33dBm)		**Extrapolation:**	poly4

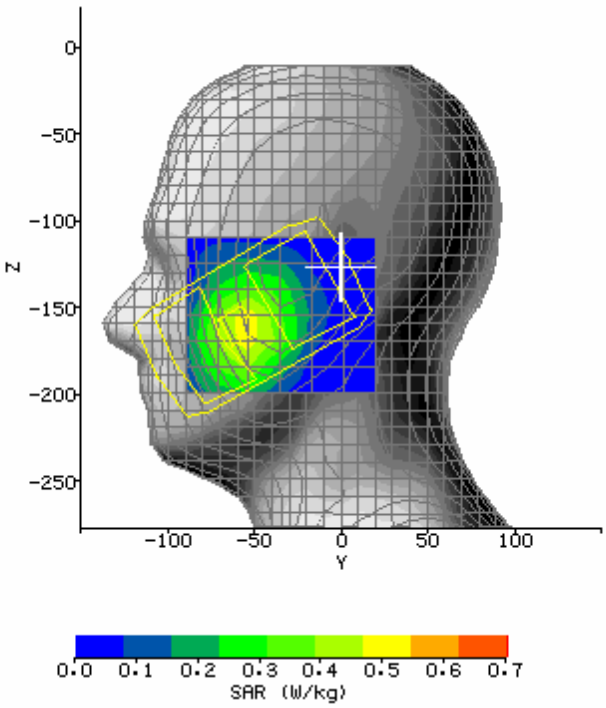

SAR Test GSM 850 LH_TouchCheek (Top Channel)

System / software:	SARA2 / 2.40 VPM		**Input Power Drift:**	0.02dB
Date / Time:	2006-10-13 19:38:57		**DUT Battery Model/No:**	
Filename:	PEBBLE_850LH_Touch Cheek_T.txt		**Probe Serial Number:**	0177
Ambient Temperature:	23.5°C		**Liquid Simulant:**	Head tissue
Device Under Test:	PEBBLE		**Relative Permittivity:**	41.06
Relative Humidity:	58%		**Conductivity:**	.961
Phantom S/No:	Head_381SH.csv		**Liquid Temperature:**	23.3°C
Phantom Rotation:	0°		**Max SAR Y-axis Location:**	-57.00 mm
DUT Position:	PEBBLE_850LH_Touch Cheek_T		**Max SAR Z-axis Location:**	-158.00 mm
Antenna Configuration:	Build inside		**Max E Field:**	27.55 V/m
Test Frequency:	850MHz		**SAR 1g:**	0.681 W/kg
Air Factors:	417.2 / 368.0 / 414.8		**SAR 10g:**	0.505 W/kg
Conversion Factors:	.286 / .286 / .286		**SAR Start:**	0.451 W/kg
Type of Modulation:	GMSK		**SAR End:**	0.446 W/kg
Modn. Duty Cycle:	8		**SAR Drift during Scan:**	-1.09 %
Diode Compression Factors (V*200):	20 / 20 / 20		**Probe battery last changed:**	20/05/05
Input Power Level:	Level5(33dBm)		**Extrapolation:**	poly4

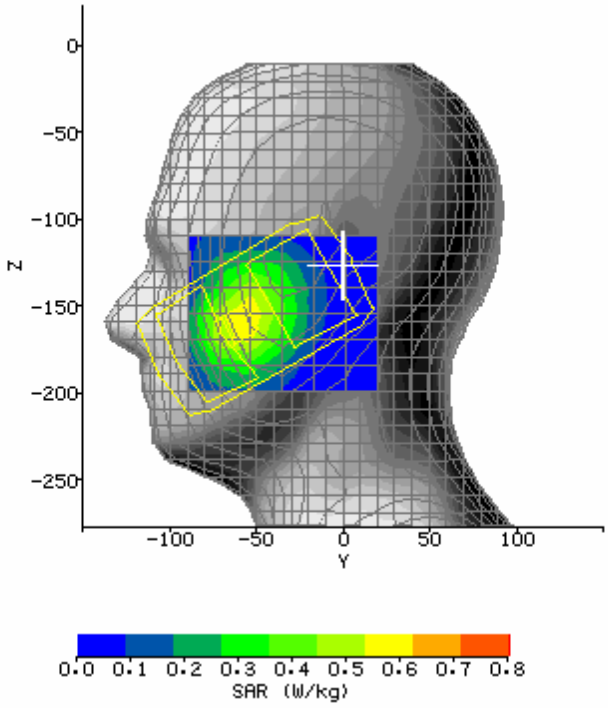

SAR Test GSM 850 LH_Tilt15 (Bottom Channel)

System / software:	SARA2 / 2.40 VPM		**Input Power Drift:**	0.02B
Date / Time:	2006-10-13 20:21:12		**DUT Battery Model/No:**	
Filename:	Pebble_850LH _Tilt15_B.txt		**Probe Serial Number:**	0177
Ambient Temperature:	23.5°C		**Liquid Simulant:**	Head tissue
Device Under Test:	Pebble		**Relative Permittivity:**	41.06
Relative Humidity:	56%		**Conductivity:**	.961
Phantom S/No:	Head_380SH.csv		**Liquid Temperature:**	23.3°C
Phantom Rotation:	0°		**Max SAR Y-axis Location:**	-53.53 mm
DUT Position:	Pebble_850LH _Tilt15_B		**Max SAR Z-axis Location:**	-164.00 mm
Antenna Configuration:	Build inside		**Max E Field:**	27.10 V/m
Test Frequency:	850MHz		**SAR 1g:**	0.621 W/kg
Air Factors:	417.2 / 368.0 / 414.8		**SAR 10g:**	0.458 W/kg
Conversion Factors:	.287 / .287 / .287		**SAR Start:**	0.420 W/kg
Type of Modulation:	GMSK		**SAR End:**	0.424 W/kg
Modn. Duty Cycle:	8		**SAR Drift during Scan:**	0.79 %
Diode Compression Factors (V*200):	20 / 20 / 20		**Probe battery last changed:**	20/05/05
Input Power Level:	Level5(33dBm)		**Extrapolation:**	poly4

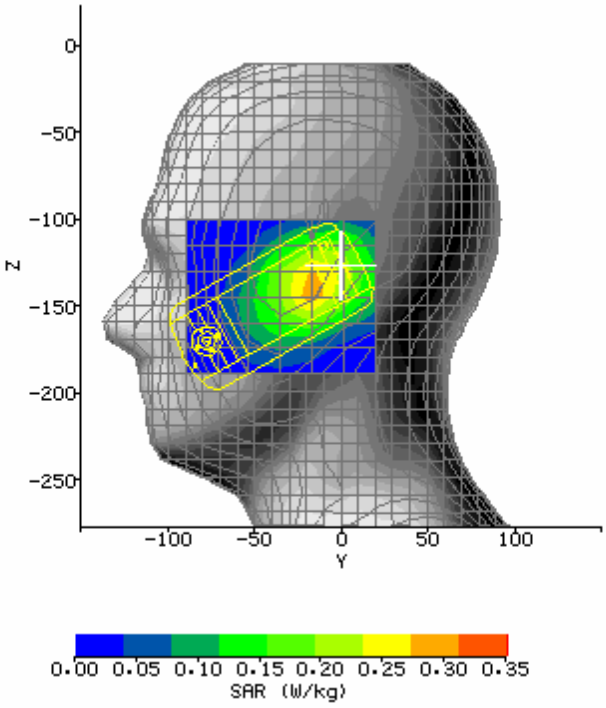

SAR Test GSM 850 LH_Tilt15 (Middle Channel)

System / software:	SARA2 / 2.40 VPM		**Input Power Drift:**	0.01dB
Date / Time:	2006-10-13 20:05:01		**DUT Battery Model/No:**	
Filename:	PEBBLE_850LH_Tilt15 _M.txt		**Probe Serial Number:**	0177
Ambient Temperature:	23.5°C		**Liquid Simulant:**	Head tissue
Device Under Test:	PEBBLE		**Relative Permittivity:**	41.06
Relative Humidity:	58%		**Conductivity:**	.961
Phantom S/No:	Head_381SH.csv		**Liquid Temperature:**	23.3°C
Phantom Rotation:	0°		**Max SAR Y-axis Location:**	-53.33 mm
DUT Position:	PEBBLE_850LH_Tilt15 _M		**Max SAR Z-axis Location:**	-164.00 mm
Antenna Configuration:	Build inside		**Max E Field:**	27.14 V/m
Test Frequency:	850MHz		**SAR 1g:**	0.625 W/kg
Air Factors:	417.2 / 368.0 / 414.8		**SAR 10g:**	0.462 W/kg
Conversion Factors:	.286 / .286 / .286		**SAR Start:**	0.399 W/kg
Type of Modulation:	GMSK		**SAR End:**	0.397 W/kg
Modn. Duty Cycle:	8		**SAR Drift during Scan:**	-0.61 %
Diode Compression Factors (V*200):	20 / 20 / 20		**Probe battery last changed:**	20/05/05
Input Power Level:	Level5(33dBm)		**Extrapolation:**	poly4

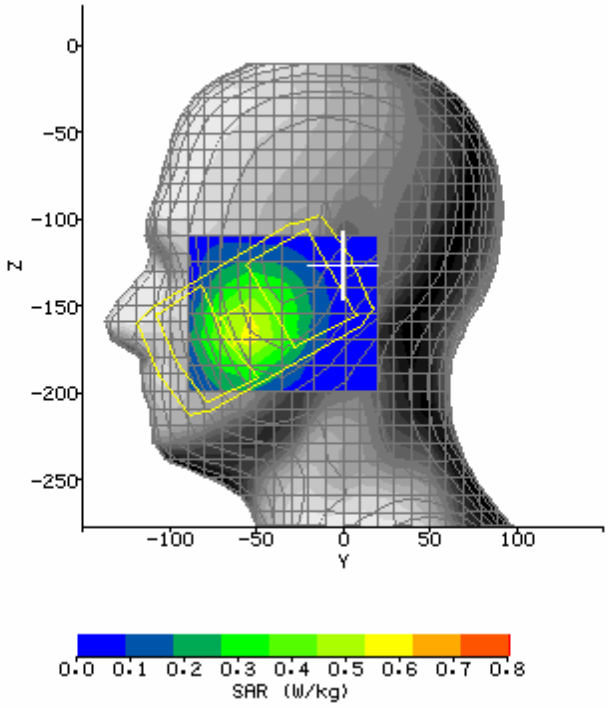

SAR Test GSM 850 LH_Tilt15 (Top Channel)

System / software:	SARA2 / 2.40 VPM		**Input Power Drift:**	0.03dB
Date / Time:	2006-10-13 19:51:08		**DUT Battery Model/No:**	
Filename:	PEBBLE_850LH_Tilt15 _T.txt		**Probe Serial Number:**	0177
Ambient Temperature:	23.5°C		**Liquid Simulant:**	Head tissue
Device Under Test:	PEBBLE		**Relative Permittivity:**	41.06
Relative Humidity:	58%		**Conductivity:**	.961
Phantom S/No:	Head_381SH.csv		**Liquid Temperature:**	23.3°C
Phantom Rotation:	0°		**Max SAR Y-axis Location:**	-55.17 mm
DUT Position:	PEBBLE_850LH_Tilt15 _T		**Max SAR Z-axis Location:**	-164.00 mm
Antenna Configuration:	Build inside		**Max E Field:**	26.85 V/m
Test Frequency:	850MHz		**SAR 1g:**	0.639 W/kg
Air Factors:	417.2 / 368.0 / 414.8		**SAR 10g:**	0.469 W/kg
Conversion Factors:	.286 / .286 / .286		**SAR Start:**	0.415 W/kg
Type of Modulation:	GMSK		**SAR End:**	0.406 W/kg
Modn. Duty Cycle:	8		**SAR Drift during Scan:**	-2.19 %
Diode Compression Factors (V*200):	20 / 20 / 20		**Probe battery last changed:**	20/05/05
Input Power Level:	Level5(33dBm)		**Extrapolation:**	poly4

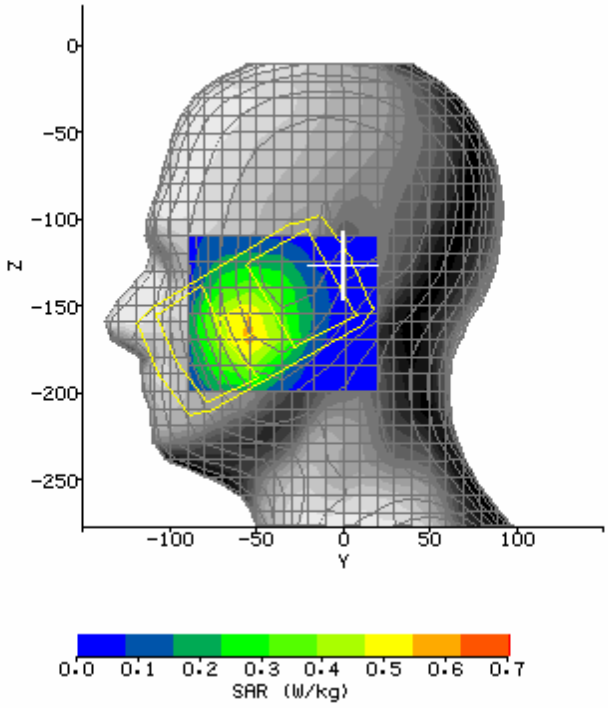

SAR Test GSM 850 RH_TouchCheek (Bottom Channel)

System / software:	SARA2 / 2.40 VPM		**Input Power Drift:**	0.02dB
Date / Time:	2006-10-13 15:29:23		**DUT Battery Model/No:**	
Filename:	PEBBLE_850RH_TouchCheek_B.txt		**Probe Serial Number:**	0177
Ambient Temperature:	23.5°C		**Liquid Simulant:**	Head tissue
Device Under Test:	PEBBLE		**Relative Permittivity:**	41.06
Relative Humidity:	58%		**Conductivity:**	.961
Phantom S/No:	Head_381SH.csv		**Liquid Temperature:**	23.3°C
Phantom Rotation:	180°		**Max SAR Y-axis Location:**	44.17 mm
DUT Position:	PEBBLE_850RH_TouchCheek_B		**Max SAR Z-axis Location:**	-159.50 mm
Antenna Configuration:	Build inside		**Max E Field:**	22.90 V/m
Test Frequency:	850MHz		**SAR 1g:**	0.461 W/kg
Air Factors:	417.2 / 368.0 / 414.8		**SAR 10g:**	0.377 W/kg
Conversion Factors:	.287 / .287 / .287		**SAR Start:**	0.355 W/kg
Type of Modulation:	GMSK		**SAR End:**	0.360 W/kg
Modn. Duty Cycle:	8		**SAR Drift during Scan:**	1.51 %
Diode Compression Factors (V*200):	20 / 20 / 20		**Probe battery last changed:**	20/05/05
Input Power Level:	Level5(33dBm)		**Extrapolation:**	poly4

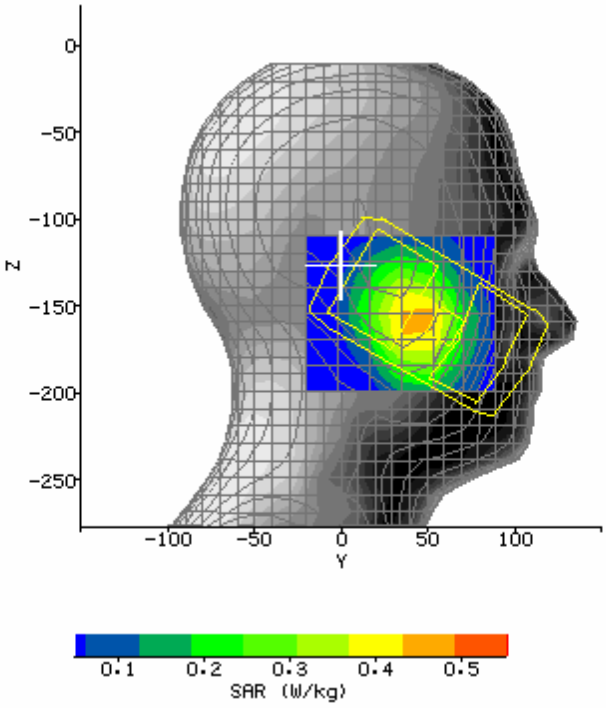

SAR Test GSM 850 RH_TouchCheek (Middle Channel)

System / software:	SARA2 / 2.40 VPM		**Input Power Drift:**	0.02dB
Date / Time:	2006-10-13 15:17:19		**DUT Battery Model/No:**	
Filename:	PEBBLE_850RH_TouchCheek_M.txt		**Probe Serial Number:**	0177
Ambient Temperature:	23.5°C		**Liquid Simulant:**	Head tissue
Device Under Test:	PEBBLE		**Relative Permittivity:**	41.06
Relative Humidity:	58%		**Conductivity:**	.961
Phantom S/No:	Head_381SH.csv		**Liquid Temperature:**	23.3°C
Phantom Rotation:	180°		**Max SAR Y-axis Location:**	42.33 mm
DUT Position:	PEBBLE_850RH_TouchCheek_M		**Max SAR Z-axis Location:**	-159.50 mm
Antenna Configuration:	Build inside		**Max E Field:**	22.81 V/m
Test Frequency:	850MHz		**SAR 1g:**	0.474 W/kg
Air Factors:	417.2 / 368.0 / 414.8		**SAR 10g:**	0.383 W/kg
Conversion Factors:	.287 / .287 / .287		**SAR Start:**	0.360 W/kg
Type of Modulation:	GMSK		**SAR End:**	0.354 W/kg
Modn. Duty Cycle:	8		**SAR Drift during Scan:**	-1.64 %
Diode Compression Factors (V*200):	20 / 20 / 20		**Probe battery last changed:**	20/05/05
Input Power Level:	Level5(33dBm)		**Extrapolation:**	poly4

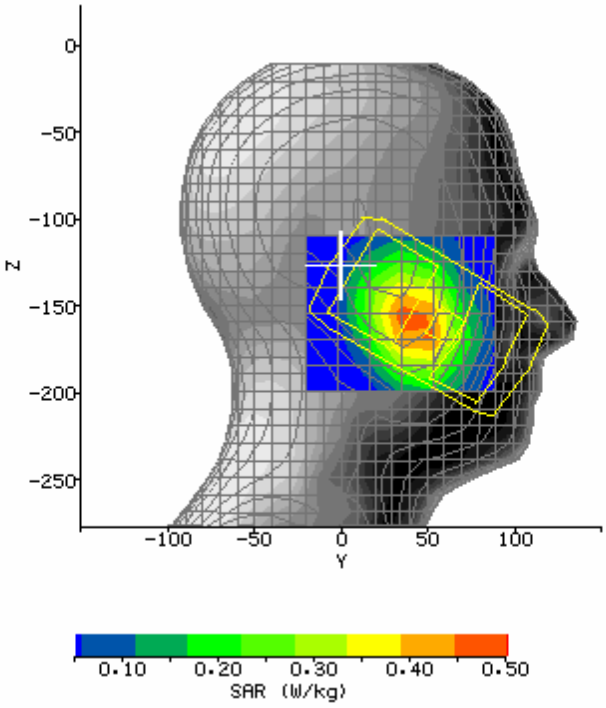

SAR Test GSM 850 RH_TouchCheek (Top Channel)

System / software:	SARA2 / 2.40 VPM		**Input Power Drift:**	0.02dB
Date / Time:	2006-10-13 15:59:36		**DUT Battery Model/No:**	
Filename:	PEBBLE_850RH_TouchCheek_T.txt		**Probe Serial Number:**	0177
Ambient Temperature:	23.5°C		**Liquid Simulant:**	Head tissue
Device Under Test:	PEBBLE		**Relative Permittivity:**	41.06
Relative Humidity:	58%		**Conductivity:**	.961
Phantom S/No:	Head_381SH.csv		**Liquid Temperature:**	23.3°C
Phantom Rotation:	180°		**Max SAR Y-axis Location:**	42.33 mm
DUT Position:	PEBBLE_850RH_TouchCheek_T		**Max SAR Z-axis Location:**	-162.50 mm
Antenna Configuration:	Build inside		**Max E Field:**	22.23 V/m
Test Frequency:	850MHz		**SAR 1g:**	0.452 W/kg
Air Factors:	417.2 / 368.0 / 414.8		**SAR 10g:**	0.363 W/kg
Conversion Factors:	.287 / .287 / .287		**SAR Start:**	0.336 W/kg
Type of Modulation:	GMSK		**SAR End:**	0.328 W/kg
Modn. Duty Cycle:	8		**SAR Drift during Scan:**	-2.34 %
Diode Compression Factors (V*200):	20 / 20 / 20		**Probe battery last changed:**	20/05/05
Input Power Level:	Level5(33dBm)		**Extrapolation:**	poly4

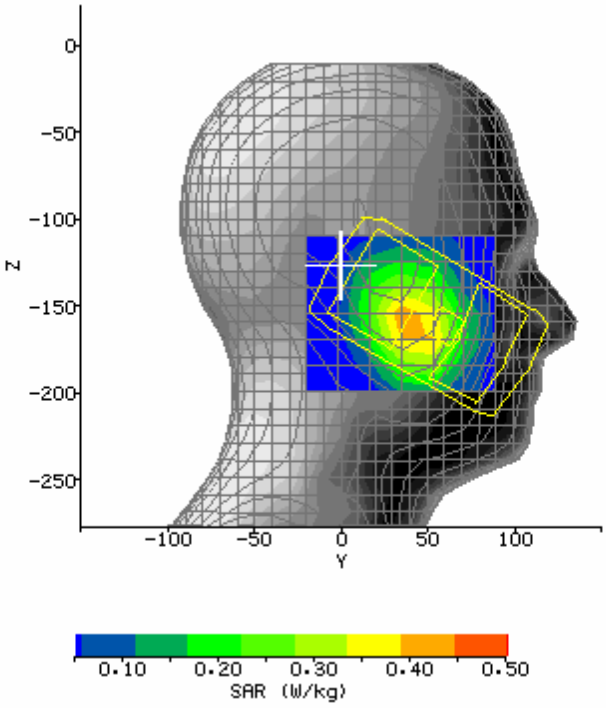

SAR Test GSM 850 RH_Tilt15 (Bottom Channel)

System / software:	SARA2 / 2.40 VPM		**Input Power Drift:**	0.03dB
Date / Time:	2006-10-13 16:45:00		**DUT Battery Model/No:**	
Filename:	PEBBLE_850RH_Tilt15 _B.txt		**Probe Serial Number:**	0177
Ambient Temperature:	23.5°C		**Liquid Simulant:**	Head tissue
Device Under Test:	PEBBLE		**Relative Permittivity:**	41.06
Relative Humidity:	58%		**Conductivity:**	.961
Phantom S/No:	Head_381SH.csv		**Liquid Temperature:**	23.3°C
Phantom Rotation:	180°		**Max SAR Y-axis Location:**	27.67 mm
DUT Position:	PEBBLE_850RH_Tilt15 _B		**Max SAR Z-axis Location:**	-150.50 mm
Antenna Configuration:	Build inside		**Max E Field:**	24.21 V/m
Test Frequency:	850MHz		**SAR 1g:**	0.567 W/kg
Air Factors:	417.2 / 368.0 / 414.8		**SAR 10g:**	0.413 W/kg
Conversion Factors:	.287 / .287 / .287		**SAR Start:**	0.316 W/kg
Type of Modulation:	GMSK		**SAR End:**	0.302 W/kg
Modn. Duty Cycle:	8		**SAR Drift during Scan:**	-4.43 %
Diode Compression Factors (V*200):	20 / 20 / 20		**Probe battery last changed:**	20/05/05
Input Power Level:	Level5(33dBm)		**Extrapolation:**	poly4

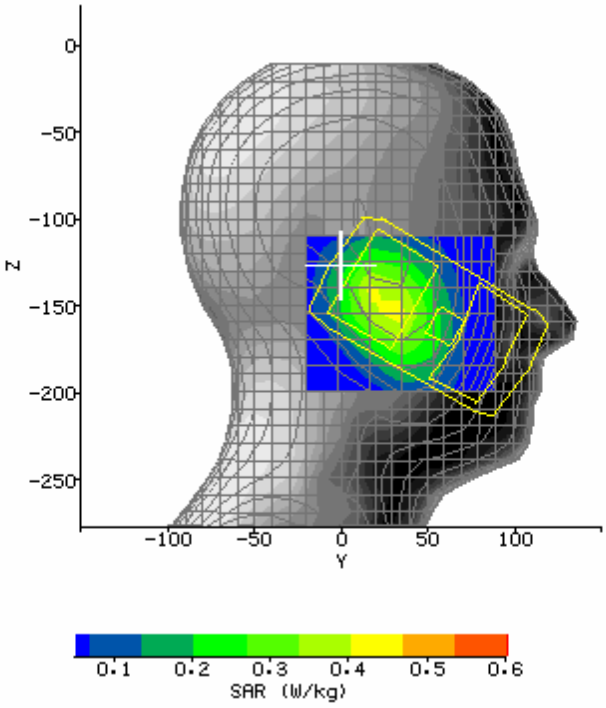

SAR Test GSM 850 RH_Tilt15 (Middle Channel)

System / software:	SARA2 / 2.40 VPM		**Input Power Drift:**	0.04dB
Date / Time:	2006-10-13 16:25:59		**DUT Battery Model/No:**	
Filename:	PEBBLE_850RH_Tilt15 _M.txt		**Probe Serial Number:**	0177
Ambient Temperature:	23.5°C		**Liquid Simulant:**	Head tissue
Device Under Test:	PEBBLE		**Relative Permittivity:**	41.06
Relative Humidity:	58%		**Conductivity:**	.961
Phantom S/No:	Head_381SH.csv		**Liquid Temperature:**	23.3°C
Phantom Rotation:	180°		**Max SAR Y-axis Location:**	27.67 mm
DUT Position:	PEBBLE_850RH_Tilt15 _M		**Max SAR Z-axis Location:**	-150.50 mm
Antenna Configuration:	Build inside		**Max E Field:**	24.43 V/m
Test Frequency:	850MHz		**SAR 1g:**	0.553 W/kg
Air Factors:	417.2 / 368.0 / 414.8		**SAR 10g:**	0.442 W/kg
Conversion Factors:	.287 / .287 / .287		**SAR Start:**	0.346 W/kg
Type of Modulation:	GMSK		**SAR End:**	0.336 W/kg
Modn. Duty Cycle:	8		**SAR Drift during Scan:**	-2.92 %
Diode Compression Factors (V*200):	20 / 20 / 20		**Probe battery last changed:**	20/05/05
Input Power Level:	Level5(33dBm)		**Extrapolation:**	poly4

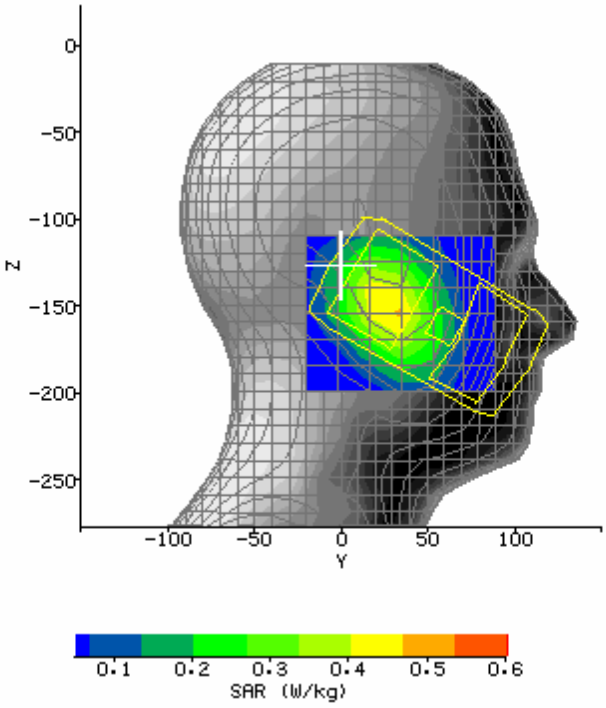

SAR Test GSM 850 RH_Tilt15 (Top Channel)

System / software:	SARA2 / 2.40 VPM		**Input Power Drift:**	0.02dB
Date / Time:	2006-10-13 16:12:56		**DUT Battery Model/No:**	
Filename:	PEBBLE_850RH_Tilt15 _T.txt		**Probe Serial Number:**	0177
Ambient Temperature:	23.5°C		**Liquid Simulant:**	Head tissue
Device Under Test:	PEBBLE		**Relative Permittivity:**	41.06
Relative Humidity:	58%		**Conductivity:**	.961
Phantom S/No:	Head_381SH.csv		**Liquid Temperature:**	23.3°C
Phantom Rotation:	180°		**Max SAR Y-axis Location:**	25.83 mm
DUT Position:	PEBBLE_850RH_Tilt15 _T		**Max SAR Z-axis Location:**	-147.50 mm
Antenna Configuration:	Build inside		**Max E Field:**	24.43 V/m
Test Frequency:	850MHz		**SAR 1g:**	0.542 W/kg
Air Factors:	417.2 / 368.0 / 414.8		**SAR 10g:**	0.419 W/kg
Conversion Factors:	.287 / .287 / .287		**SAR Start:**	0.339 W/kg
Type of Modulation:	GMSK		**SAR End:**	0.333 W/kg
Modn. Duty Cycle:	8		**SAR Drift during Scan:**	-1.57 %
Diode Compression Factors (V*200):	20 / 20 / 20		**Probe battery last changed:**	20/05/05
Input Power Level:	Level5(33dBm)		**Extrapolation:**	poly4

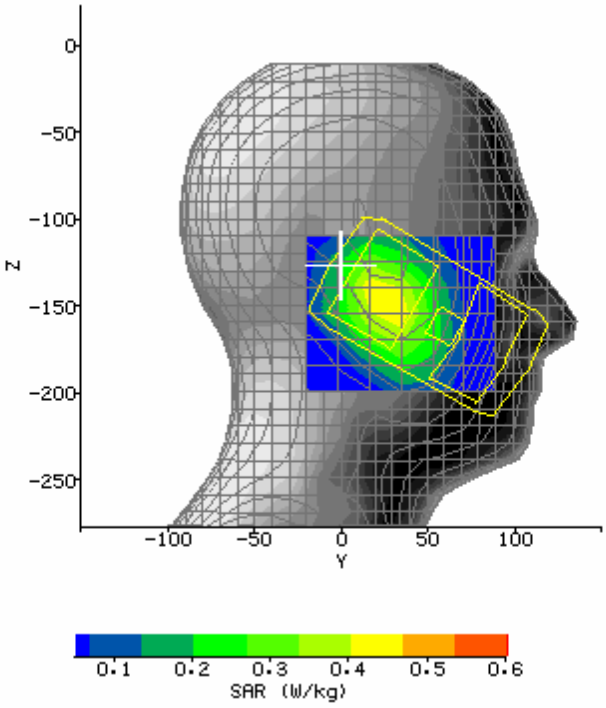

SAR Test GSM 850 Side (Bottom Channel)

System / software:	SARA2 / 2.39 VPM		**Input Power Drift:**	0.02dB
Date / Time:	2006-10-13 23:06:45:		**DUT Battery Model/No:**	
Filename:	PEBBLE_850Body_Side_B.txt		**Probe Serial Number:**	0177
Ambient Temperature:	23.5°C		**Liquid Simulant:**	Body tissue
Device Under Test:	PEBBLE		**Relative Permittivity:**	54.83
Relative Humidity:	44%		**Conductivity:**	1.028
Phantom S/No:	HeadBox75mm.csv		**Liquid Temperature:**	23.2°C
Phantom Rotation:	0°		**Max SAR X-axis Location:**	15.43 mm
DUT Position:	PEBBLE_850Body_Side_B		**Max SAR Y-axis Location:**	-5.14 mm
Antenna Configuration:	build inside		**Max E Field:**	15.71 V/m
Test Frequency:	850MHz		**SAR 1g:**	0.297 W/kg
Air Factors:	417 / 368 / 414		**SAR 10g:**	0.197 W/kg
Conversion Factors:	.271 / .271 / .271		**SAR Start:**	0.074 W/kg
Type of Modulation:	GMSK		**SAR End:**	0.072 W/kg
Modn. Duty Cycle:	8		**SAR Drift during Scan:**	-2.70%
Diode Compression Factors (V*200):	20 / 20 / 20		**Probe battery last changed:**	20/05/05
Input Power Level:	Level5(33dBm)		**Extrapolation:**	poly4

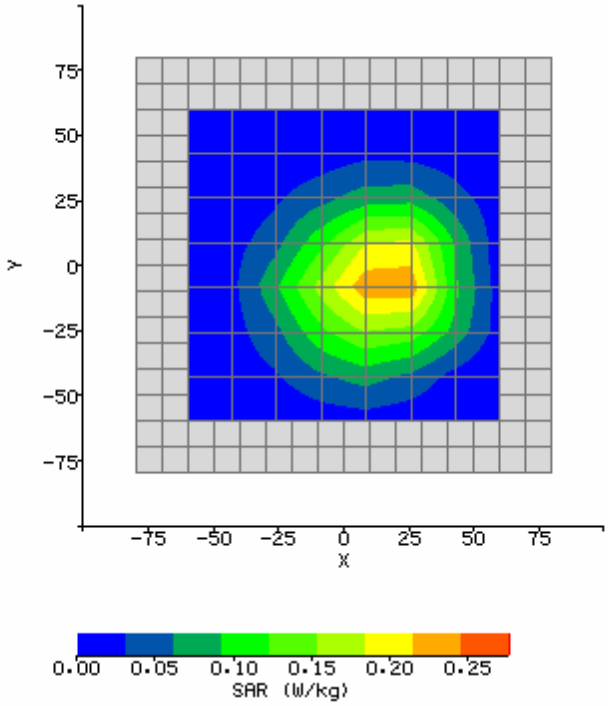

SAR Test GSM 850 Side (Middle Channel)

System / software:	SARA2 / 2.39 VPM		**Input Power Drift:**	0.02dB
Date / Time:	2006-10-13 23:30:50		**DUT Battery Model/No:**	
Filename:	PEBBLE_850Body_Side_M.txt		**Probe Serial Number:**	0177
Ambient Temperature:	23.6°C		**Liquid Simulant:**	Body tissue
Device Under Test:	PEBBLE		**Relative Permittivity:**	54.83
Relative Humidity:	44%		**Conductivity:**	1.028
Phantom S/No:	HeadBox75mm.csv		**Liquid Temperature:**	23.2°C
Phantom Rotation:	0°		**Max SAR X-axis Location:**	18.86 mm
DUT Position:	PEBBLE_850Body_Side_M		**Max SAR Y-axis Location:**	-10.29 mm
Antenna Configuration:	build inside		**Max E Field:**	13.10 V/m
Test Frequency:	850MHz		**SAR 1g:**	0.211 W/kg
Air Factors:	417 / 368 / 414		**SAR 10g:**	0.140 W/kg
Conversion Factors:	.271 / .271 / .271		**SAR Start:**	0.052 W/kg
Type of Modulation:	GMSK		**SAR End:**	0.050 W/kg
Modn. Duty Cycle:	8		**SAR Drift during Scan:**	-4.05 %
Diode Compression Factors (V*200):	20 / 20 / 20		**Probe battery last changed:**	20/05/05
Input Power Level:	Level5(33dBm)		**Extrapolation:**	poly4

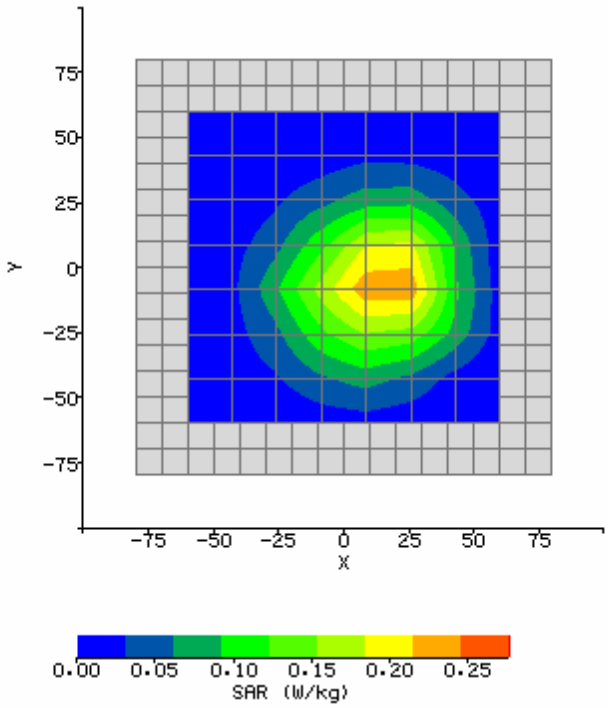

SAR Test GSM 850 Side (Top Channel)

System / software:	SARA2 / 2.39 VPM		**Input Power Drift:**	0.02dB
Date / Time:	2006-10-13 23:49:42		**DUT Battery Model/No:**	
Filename:	PEBBLE_850Body_Side_T.txt		**Probe Serial Number:**	0177
Ambient Temperature:	23.5°C		**Liquid Simulant:**	Body tissue
Device Under Test:	PEBBLE		**Relative Permittivity:**	54.83
Relative Humidity:	44%		**Conductivity:**	1.028
Phantom S/No:	HeadBox75mm.csv		**Liquid Temperature:**	23.2°C
Phantom Rotation:	0°		**Max SAR X-axis Location:**	13.71 mm
DUT Position:	PEBBLE_850Body_Side_T		**Max SAR Y-axis Location:**	-5.14 mm
Antenna Configuration:	build inside		**Max E Field:**	11.94 V/m
Test Frequency:	850MHz		**SAR 1g:**	0.173 W/kg
Air Factors:	417 / 368 / 414		**SAR 10g:**	0.114 W/kg
Conversion Factors:	.271 / .271 / .271		**SAR Start:**	0.038 W/kg
Type of Modulation:	GMSK		**SAR End:**	0.037 W/kg
Modn. Duty Cycle:	8		**SAR Drift during Scan:**	-1.42 %
Diode Compression Factors (V*200):	20 / 20 / 20		**Probe battery last changed:**	20/05/05
Input Power Level:	Level5(33dBm)		**Extrapolation:**	poly4

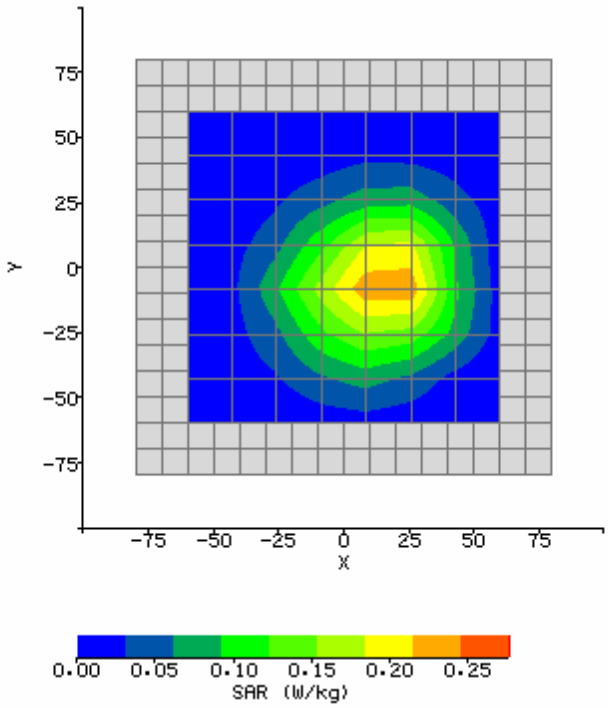

SAR Test GSM 850 Side (Bottom Channel, with GPRS)

System / software:	SARA2 / 2.39 VPM		**Input Power Drift:**	0.05dB
Date / Time:	2006-10-14 00:03:10		**DUT Battery Model/No:**	
Filename:	PEBBLE_850Body_Side_TG. txt		**Probe Serial Number:**	0177
Ambient Temperature:	23.5°C		**Liquid Simulant:**	Body tissue
Device Under Test:	PEBBLE		**Relative Permittivity:**	54.83
Relative Humidity:	44%		**Conductivity:**	1.028
Phantom S/No:	HeadBox75mm.csv		**Liquid Temperature:**	23.2°C
Phantom Rotation:	0°		**Max SAR X-axis Location:**	13.82 mm
DUT Position:	PEBBLE_850Body_Side_TG		**Max SAR Y-axis Location:**	-5.08 mm
Antenna Configuration:	build inside		**Max E Field:**	13.45 V/m
Test Frequency:	850MHz		**SAR 1g:**	0.312 W/kg
Air Factors:	417 / 368 / 414		**SAR 10g:**	0.204 W/kg
Conversion Factors:	.271 / .271 / .271		**SAR Start:**	0.079 W/kg
Type of Modulation:	GMSK		**SAR End:**	0.078 W/kg
Modn. Duty Cycle:	8		**SAR Drift during Scan:**	-1.28%
Diode Compression Factors (V*200):	20 / 20 / 20		**Probe battery last changed:**	20/05/05
Input Power Level:	level5(33dBm)		**Extrapolation:**	poly4

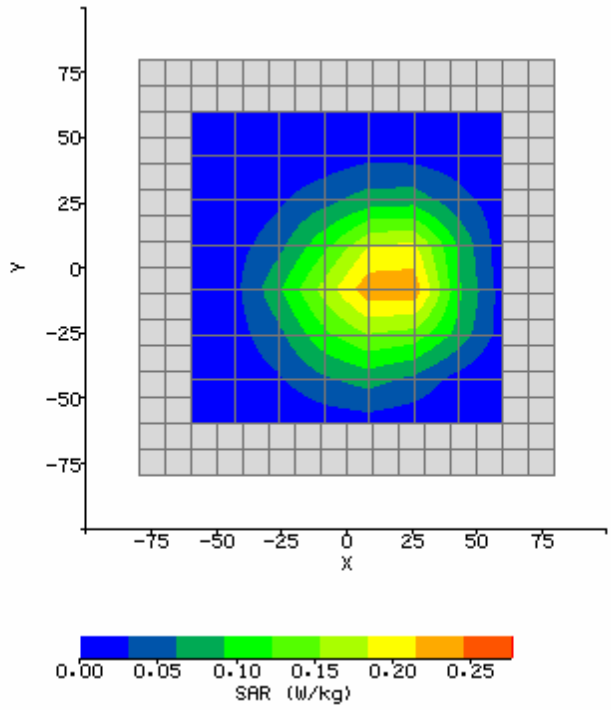

SAR Test GSM 850 Side (Bottom Channel, with Bluetooth)

System / software:	SARA2 / 2.39 VPM		**Input Power Drift:**	0.04dB
Date / Time:	2006-10-14 00:28:29		**DUT Battery Model/No:**	
Filename:	PEBBLE_850Body_Side_TB. txt		**Probe Serial Number:**	0177
Ambient Temperature:	23.5°C		**Liquid Simulant:**	Body tissue
Device Under Test:	PEBBLE		**Relative Permittivity:**	54.83
Relative Humidity:	44%		**Conductivity:**	1.028
Phantom S/No:	HeadBox75mm.csv		**Liquid Temperature:**	23.2°C
Phantom Rotation:	0°		**Max SAR X-axis Location:**	14.02 mm
DUT Position:	PEBBLE_850Body_Side_TB		**Max SAR Y-axis Location:**	--5.07 mm
Antenna Configuration:	build inside		**Max E Field:**	12.58 V/m
Test Frequency:	850MHz		**SAR 1g:**	0.282 W/kg
Air Factors:	417 / 368 / 414		**SAR 10g:**	0.195 W/kg
Conversion Factors:	.271 / .271 / .271		**SAR Start:**	0.076 W/kg
Type of Modulation:	GMSK		**SAR End:**	0.074 W/kg
Modn. Duty Cycle:	8		**SAR Drift during Scan:**	-2.70%
Diode Compression Factors (V*200):	20 / 20 / 20		**Probe battery last changed:**	20/05/05
Input Power Level:	level5(33dBm)		**Extrapolation:**	poly4

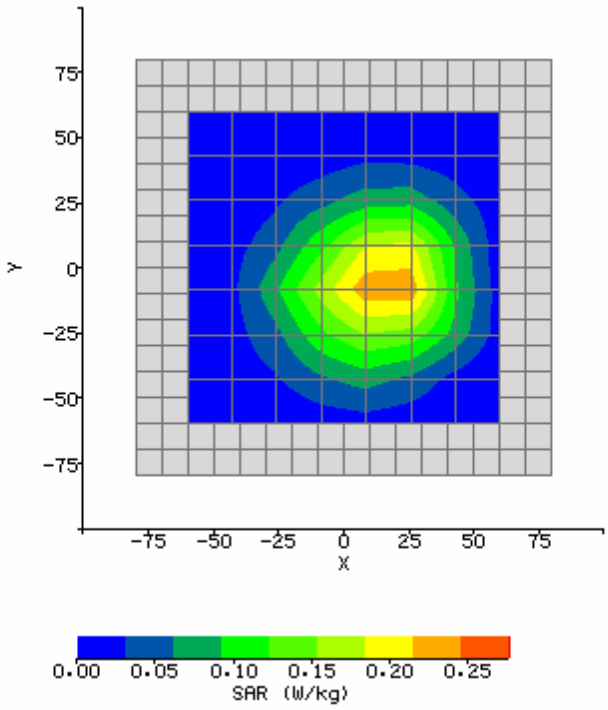

SAR Test GSM 850 Side (Top Channel, with GPRS，face to bottom)

System / software:	SARA2 / 2.39 VPM		**Input Power Drift:**	0.02dB
Date / Time:	2006-10-14 00:55:18		**DUT Battery Model/No:**	
Filename:	PEBBLE_850Body_Side_TG2. txt		**Probe Serial Number:**	0177
Ambient Temperature:	23.5°C		**Liquid Simulant:**	Body tissue
Device Under Test:	PEBBLE		**Relative Permittivity:**	54.83
Relative Humidity:	44%		**Conductivity:**	1.028
Phantom S/No:	HeadBox75mm.csv		**Liquid Temperature:**	23.2°C
Phantom Rotation:	0°		**Max SAR X-axis Location:**	-10.29 mm
DUT Position:	PEBBLE_850Body_Side_TG2		**Max SAR Y-axis Location:**	6.86 mm
Antenna Configuration:	build inside		**Max E Field:**	8.74 V/m
Test Frequency:	850MHz		**SAR 1g:**	0.097 W/kg
Air Factors:	417 / 368 / 414		**SAR 10g:**	0.064 W/kg
Conversion Factors:	.271 / .271 / .271		**SAR Start:**	0.029 W/kg
Type of Modulation:	GMSK		**SAR End:**	0.028 W/kg
Modn. Duty Cycle:	8		**SAR Drift during Scan:**	-2.54 %
Diode Compression Factors (V*200):	20 / 20 / 20		**Probe battery last changed:**	20/05/05
Input Power Level:	level5(33dBm)		**Extrapolation:**	poly4

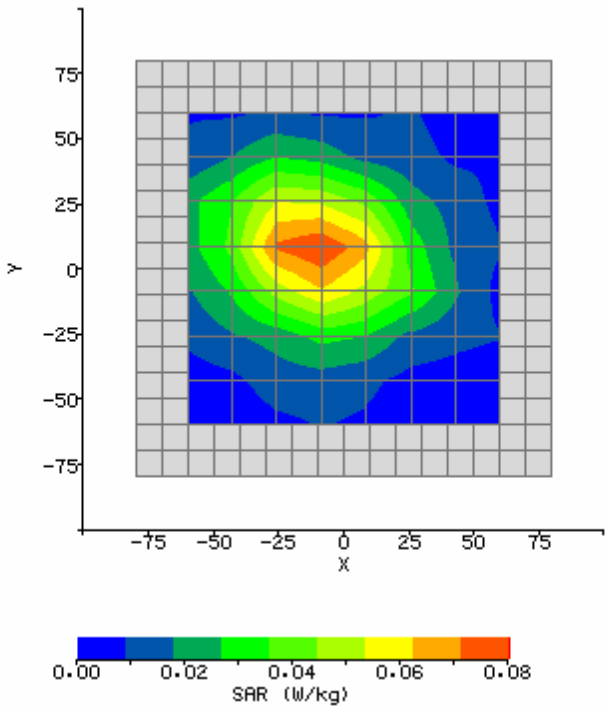

SAR Test PCS 1900 LH_Touchcheek (Bottom Channel)

System / software:	SARA2 / 2.40 VPM		**Input Power Drift:**	
Date / Time:	2006-10-13 21:29:08		**DUT Battery Model/No:**	
Filename:	PEBBLE_1900LH_TouchCheek_B.txt		**Probe Serial Number:**	0177
Ambient Temperature:	23.5°C		**Liquid Simulant:**	Head tissue
Device Under Test:	PEBBLE		**Relative Permittivity:**	40.15
Relative Humidity:	58%		**Conductivity:**	1.362
Phantom S/No:	Head_381SH.csv		**Liquid Temperature:**	23.3°C
Phantom Rotation:	0°		**Max SAR Y-axis Location:**	-57.00 mm
DUT Position:	PEBBLE_1900LH_Touchcheek_B		**Max SAR Z-axis Location:**	-165.50 mm
Antenna Configuration:	Build inside		**Max E Field:**	25.93 V/m
Test Frequency:	1900MHz		**SAR 1g:**	0.838 W/kg
Air Factors:	417 / 368 / 414		**SAR 10g:**	0.564 W/kg
Conversion Factors:	.325 / .325 / .325		**SAR Start:**	0.500 W/kg
Type of Modulation:	GMSK		**SAR End:**	0.508 W/kg
Modn. Duty Cycle:	8		**SAR Drift during Scan:**	1.58 %
Diode Compression Factors (V*200):	20 / 20 / 20		**Probe battery last changed:**	20/05/05
Input Power Level:	Level0(30dBm)		**Extrapolation:**	poly4

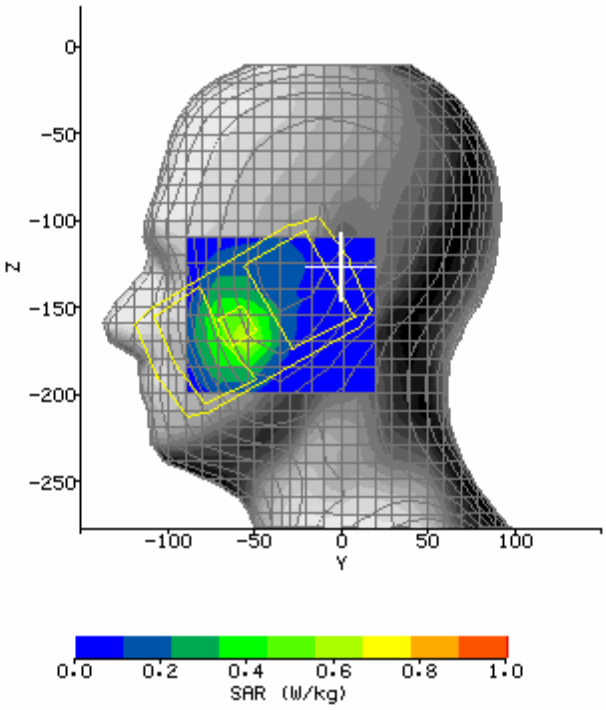

SAR Test PCS 1900 LH_Touchcheek (Middle Channel)

System / software:	SARA2 / 2.40 VPM		**Input Power Drift:**	
Date / Time:	2006-10-13 21:39:47		**DUT Battery Model/No:**	
Filename:	PEBBLE_1900LH_TouchCheek_M.txt		**Probe Serial Number:**	0177
Ambient Temperature:	23.5°C		**Liquid Simulant:**	Head tissue
Device Under Test:	PEBBLE		**Relative Permittivity:**	40.15
Relative Humidity:	58%		**Conductivity:**	1.362
Phantom S/No:	Head_381SH.csv		**Liquid Temperature:**	23.3°C
Phantom Rotation:	0°		**Max SAR Y-axis Location:**	-57.00 mm
DUT Position:	PEBBLE_1900LH_Touchcheek_M		**Max SAR Z-axis Location:**	-167.00 mm
Antenna Configuration:	Build inside		**Max E Field:**	25.67 V/m
Test Frequency:	1900MHz		**SAR 1g:**	0.884 W/kg
Air Factors:	417 / 368 / 414		**SAR 10g:**	0.572 W/kg
Conversion Factors:	.325 / .325 / .325		**SAR Start:**	0.510 W/kg
Type of Modulation:	GMSK		**SAR End:**	0.491 W/kg
Modn. Duty Cycle:	8		**SAR Drift during Scan:**	-3.55 %
Diode Compression Factors (V*200):	20 / 20 / 20		**Probe battery last changed:**	20/05/05
Input Power Level:	Level0(30dBm)		**Extrapolation:**	poly4

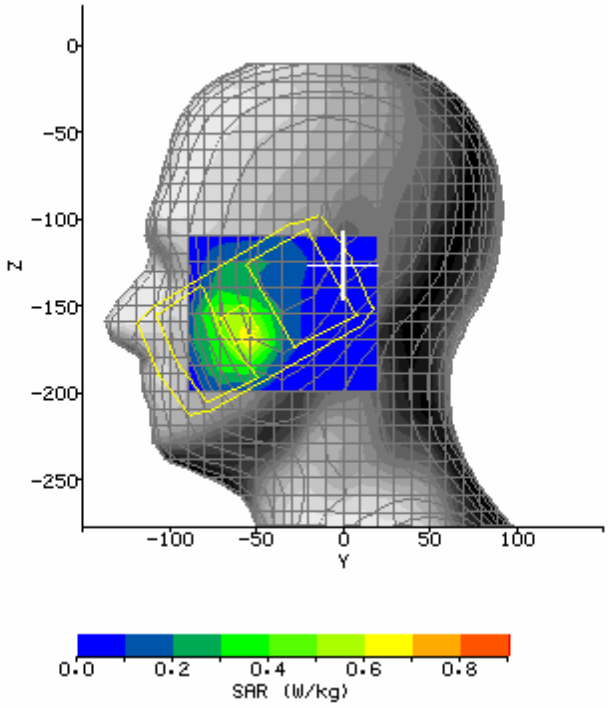

SAR Test PCS 1900 LH_Touchcheek (Top Channel)

System / software:	SARA2 / 2.40 VPM		**Input Power Drift:**	
Date / Time:	2006-10-13 21:51:00		**DUT Battery Model/No:**	
Filename:	PEBBLE_1900LH_TouchCheek_T.txt		**Probe Serial Number:**	0177
Ambient Temperature:	23.5°C		**Liquid Simulant:**	Head tissue
Device Under Test:	PEBBLE		**Relative Permittivity:**	40.15
Relative Humidity:	58%		**Conductivity:**	1.362
Phantom S/No:	Head_381SH.csv		**Liquid Temperature:**	23.3°C
Phantom Rotation:	0°		**Max SAR Y-axis Location:**	-57.00 mm
DUT Position:	PEBBLE_1900LH_Touchcheek_T		**Max SAR Z-axis Location:**	-167.00 mm
Antenna Configuration:	Build inside		**Max E Field:**	25.74 V/m
Test Frequency:	1900MHz		**SAR 1g:**	0.836 W/kg
Air Factors:	417 / 368 / 414		**SAR 10g:**	0.554 W/kg
Conversion Factors:	.325 / .325 / .325		**SAR Start:**	0.494 W/kg
Type of Modulation:	GMSK		**SAR End:**	0.494 W/kg
Modn. Duty Cycle:	8		**SAR Drift during Scan:**	0.11 %
Diode Compression Factors (V*200):	20 / 20 / 20		**Probe battery last changed:**	20/05/05
Input Power Level:	Level0(30dBm)		**Extrapolation:**	poly4

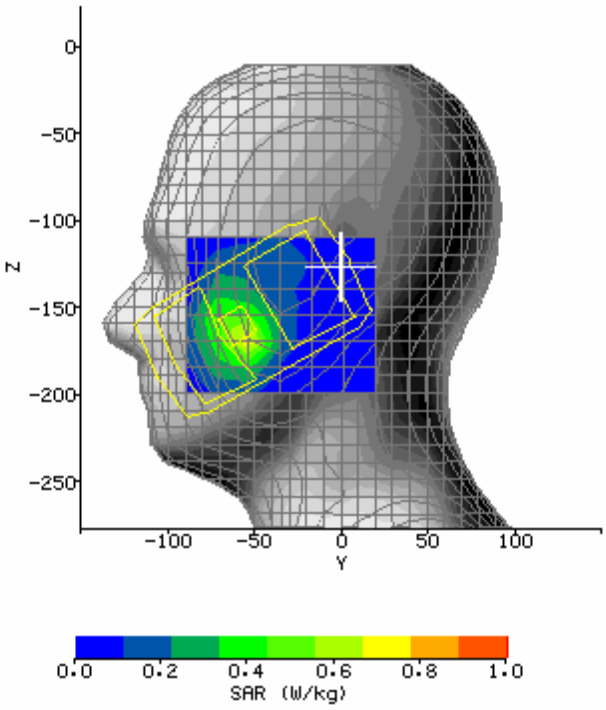

SAR Test PCS 1900 LH_Tilt15 (Bottom Channel)

System / software:	SARA2 / 2.40 VPM		**Input Power Drift:**	
Date / Time:	2006-10-14 10:49:19		**DUT Battery Model/No:**	
Filename:	PEBBLE_1900RH_Tilt15_B.txt		**Probe Serial Number:**	0177
Ambient Temperature:	23.5°C		**Liquid Simulant:**	Head tissue
Device Under Test:	PEBBLE		**Relative Permittivity:**	40.15
Relative Humidity:	58%		**Conductivity:**	1.362
Phantom S/No:	Head_381SH.csv		**Liquid Temperature:**	23.3°C
Phantom Rotation:	0°		**Max SAR Y-axis Location:**	-53.33 mm
DUT Position:	PEBBLE_1900LH_Tilt15_B		**Max SAR Z-axis Location:**	-171.50 mm
Antenna Configuration:	Build inside		**Max E Field:**	14.07 V/m
Test Frequency:	1900MHz		**SAR 1g:**	0.257 W/kg
Air Factors:	417.2 / 368.0 / 414.8		**SAR 10g:**	0.178 W/kg
Conversion Factors:	.319 / .319 / .319		**SAR Start:**	0.137 W/kg
Type of Modulation:	GMSK		**SAR End:**	0.134 W/kg
Modn. Duty Cycle:	8		**SAR Drift during Scan:**	-2.23 %
Diode Compression Factors (V*200):	20 / 20 / 20		**Probe battery last changed:**	20/05/05
Input Power Level:	Level0(30dBm)		**Extrapolation:**	poly4

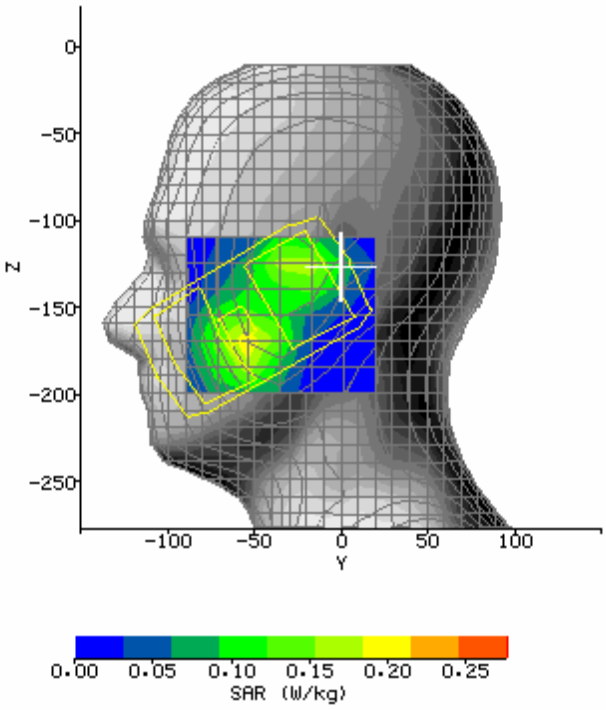

SAR Test PCS 1900 LH_Tilt15 (Middle Channel)

System / software:	SARA2 / 2.40 VPM		**Input Power Drift:**	
Date / Time:	2006-10-14 10:31:42		**DUT Battery Model/No:**	
Filename:	PEBBLE_1900RH_Tilt15_M.txt		**Probe Serial Number:**	0177
Ambient Temperature:	23.5°C		**Liquid Simulant:**	Head tissue
Device Under Test:	PEBBLE		**Relative Permittivity:**	40.15
Relative Humidity:	58%		**Conductivity:**	1.362
Phantom S/No:	Head_381SH.csv		**Liquid Temperature:**	23.3°C
Phantom Rotation:	0°		**Max SAR Y-axis Location:**	-27.67 mm
DUT Position:	PEBBLE_1900LH_Tilt15_M		**Max SAR Z-axis Location:**	-128.00 mm
Antenna Configuration:	Build inside		**Max E Field:**	13.73 V/m
Test Frequency:	1900MHz		**SAR 1g:**	0.236 W/kg
Air Factors:	417.2 / 368.0 / 414.8		**SAR 10g:**	0.167 W/kg
Conversion Factors:	.319 / .319 / .319		**SAR Start:**	0.137 W/kg
Type of Modulation:	GMSK		**SAR End:**	0.135 W/kg
Modn. Duty Cycle:	8		**SAR Drift during Scan:**	-1.62 %
Diode Compression Factors (V*200):	20 / 20 / 20		**Probe battery last changed:**	20/05/05
Input Power Level:	Level0(30dBm)		**Extrapolation:**	poly4

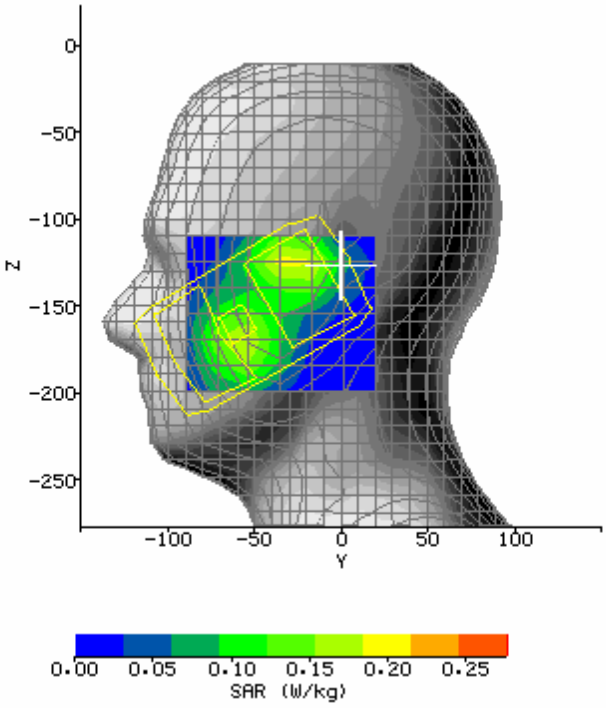

SAR Test PCS 1900 LH_Tilt15 (Middle Channel)

System / software:	SARA2 / 2.40 VPM		**Input Power Drift:**	
Date / Time:	2006-10-14 10:15:45		**DUT Battery Model/No:**	
Filename:	PEBBLE_1900RH_Tilt15_T.txt		**Probe Serial Number:**	0177
Ambient Temperature:	23.5°C		**Liquid Simulant:**	Head tissue
Device Under Test:	PEBBLE		**Relative Permittivity:**	40.15
Relative Humidity:	58%		**Conductivity:**	1.362
Phantom S/No:	Head_381SH.csv		**Liquid Temperature:**	23.3°C
Phantom Rotation:	0°		**Max SAR Y-axis Location:**	-57.00 mm
DUT Position:	PEBBLE_1900LH_Tilt15_T		**Max SAR Z-axis Location:**	-173.00 mm
Antenna Configuration:	Build inside		**Max E Field:**	13.84 V/m
Test Frequency:	1900MHz		**SAR 1g:**	0.228 W/kg
Air Factors:	417.2 / 368.0 / 414.8		**SAR 10g:**	0.161 W/kg
Conversion Factors:	.319 / .319 / .319		**SAR Start:**	0.134 W/kg
Type of Modulation:	GMSK		**SAR End:**	0.128 W/kg
Modn. Duty Cycle:	8		**SAR Drift during Scan:**	-5.09 %
Diode Compression Factors (V*200):	20 / 20 / 20		**Probe battery last changed:**	20/05/05
Input Power Level:	Level0(30dBm)		**Extrapolation:**	poly4

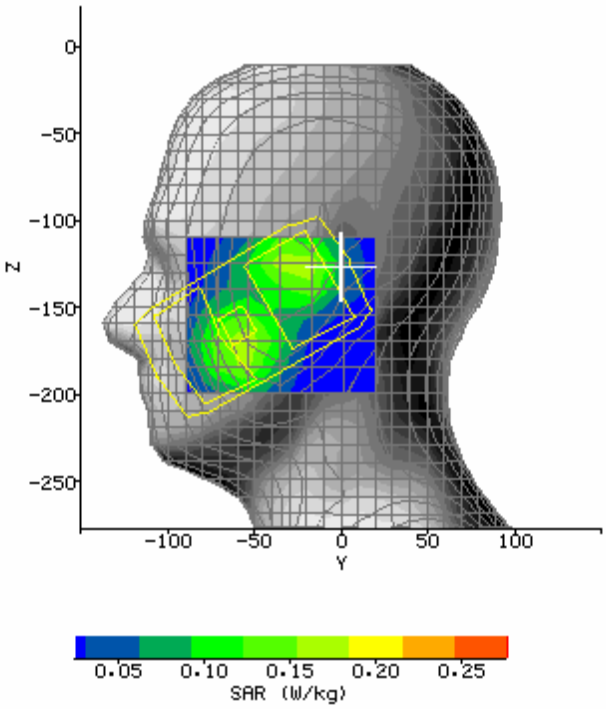

SAR Test PCS 1900 RH_Touchcheek (Bottom Channel)

System / software:	SARA2 / 2.40 VPM		**Input Power Drift:**	
Date / Time:	2006-10-14 11:08:59		**DUT Battery Model/No:**	
Filename:	PEBBLE_1900RH_Touchcheek_B.txt		**Probe Serial Number:**	0177
Ambient Temperature:	23.5°C		**Liquid Simulant:**	Head tissue
Device Under Test:	PEBBLE		**Relative Permittivity:**	40.15
Relative Humidity:	58%		**Conductivity:**	1.362
Phantom S/No:	Head_381SH.csv		**Liquid Temperature:**	23.3°C
Phantom Rotation:	180°		**Max SAR Y-axis Location:**	55.17 mm
DUT Position:	PEBBLE_1900RH_Touchcheek_B		**Max SAR Z-axis Location:**	-162.50 mm
Antenna Configuration:	Build inside		**Max E Field:**	19.93 V/m
Test Frequency:	1900MHz		**SAR 1g:**	0.496 W/kg
Air Factors:	417.2 / 368.0 / 414.8		**SAR 10g:**	0.358 W/kg
Conversion Factors:	.319 / .319 / .319		**SAR Start:**	0.313 W/kg
Type of Modulation:	GMSK		**SAR End:**	0.311 W/kg
Modn. Duty Cycle:	8		**SAR Drift during Scan:**	-0.92 %
Diode Compression Factors (V*200):	20 / 20 / 20		**Probe battery last changed:**	20/05/05
Input Power Level:	Level0(30dBm)		**Extrapolation:**	poly4

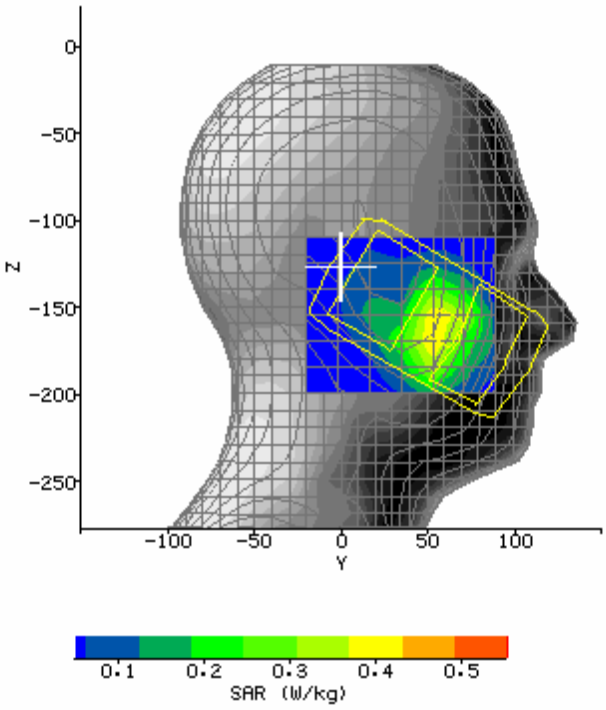

SAR Test PCS 1900 RH_Touchcheek (Middle Channel)

System / software:	SARA2 / 2.40 VPM		**Input Power Drift:**	
Date / Time:	2006-10-14 11:24:12		**DUT Battery Model/No:**	
Filename:	PEBBLE_1900RH_Touchcheek_M.txt		**Probe Serial Number:**	0177
Ambient Temperature:	23.5°C		**Liquid Simulant:**	Head tissue
Device Under Test:	PEBBLE		**Relative Permittivity:**	40.15
Relative Humidity:	58%		**Conductivity:**	1.362
Phantom S/No:	Head_381SH.csv		**Liquid Temperature:**	23.3°C
Phantom Rotation:	180°		**Max SAR Y-axis Location:**	57.00 mm
DUT Position:	PEBBLE_1900RH_Touchcheek_M		**Max SAR Z-axis Location:**	-164.00 mm
Antenna Configuration:	Build inside		**Max E Field:**	19.13 V/m
Test Frequency:	1900MHz		**SAR 1g:**	0.431 W/kg
Air Factors:	417.2 / 368.0 / 414.8		**SAR 10g:**	0.309 W/kg
Conversion Factors:	.319 / .319 / .319		**SAR Start:**	0.265 W/kg
Type of Modulation:	GMSK		**SAR End:**	0.270 W/kg
Modn. Duty Cycle:	8		**SAR Drift during Scan:**	2.08 %
Diode Compression Factors (V*200):	20 / 20 / 20		**Probe battery last changed:**	20/05/05
Input Power Level:	Level0(30dBm)		**Extrapolation:**	poly4

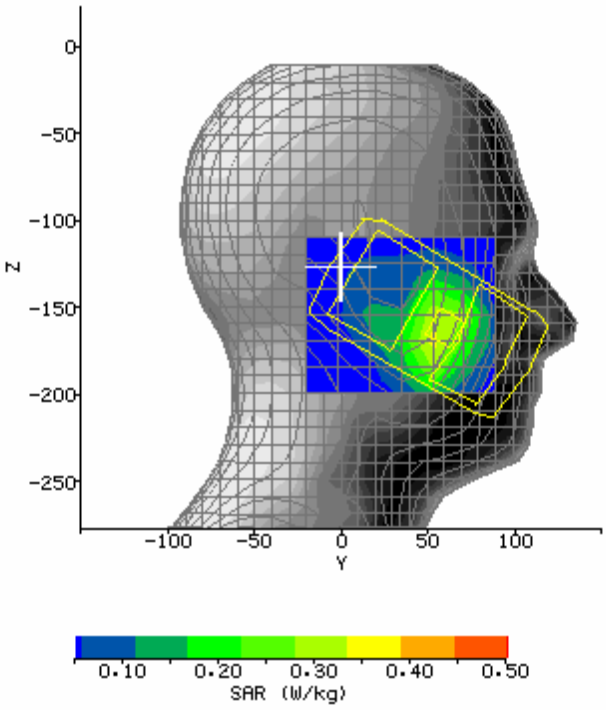

SAR Test PCS 1900 RH_Touchcheek (Top Channel)

System / software:	SARA2 / 2.40 VPM		**Input Power Drift:**	
Date / Time:	2006-10-14 11:48:32		**DUT Battery Model/No:**	
Filename:	PEBBLE_1900RH_Touchcheek_T.txt		**Probe Serial Number:**	0177
Ambient Temperature:	23.5°C		**Liquid Simulant:**	Head tissue
Device Under Test:	PEBBLE		**Relative Permittivity:**	40.15
Relative Humidity:	58%		**Conductivity:**	1.362
Phantom S/No:	Head_381SH.csv		**Liquid Temperature:**	23.3°C
Phantom Rotation:	180°		**Max SAR Y-axis Location:**	57.00 mm
DUT Position:	PEBBLE_1900RH_Touchcheek_T		**Max SAR Z-axis Location:**	-162.50 mm
Antenna Configuration:	Build inside		**Max E Field:**	17.59 V/m
Test Frequency:	1900MHz		**SAR 1g:**	0.370 W/kg
Air Factors:	417 / 368 / 414		**SAR 10g:**	0.271 W/kg
Conversion Factors:	.325 / .325 / .325		**SAR Start:**	0.259 W/kg
Type of Modulation:	GMSK		**SAR End:**	0.257 W/kg
Modn. Duty Cycle:	8		**SAR Drift during Scan:**	-0.59 %
Diode Compression Factors (V*200):	20 / 20 / 20		**Probe battery last changed:**	20/05/05
Input Power Level:	Level0(30dBm)		**Extrapolation:**	poly4

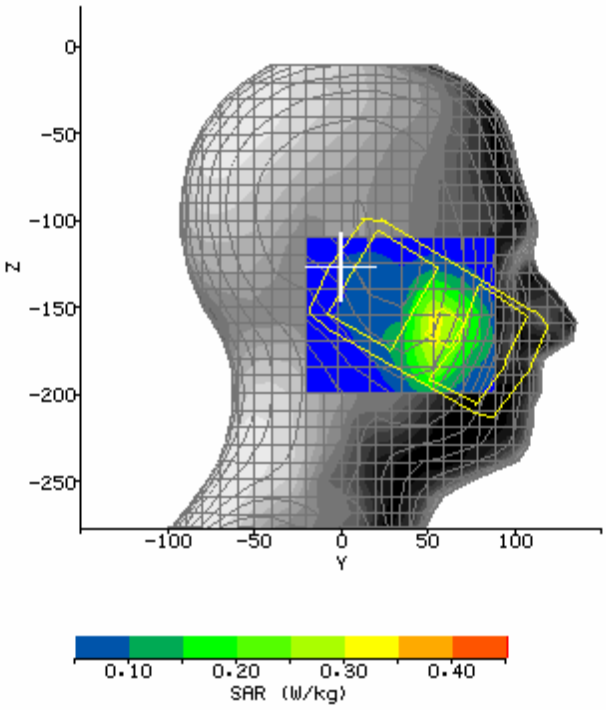

SAR Test PCS 1900 RH_Tilt15 (Bottom Channel)

System / software:	SARA2 / 2.40 VPM		**Input Power Drift:**	
Date / Time:	2006-10-14 13:38:47		**DUT Battery Model/No:**	
Filename:	PEBBLE_1900RH_Tilt15_B.txt		**Probe Serial Number:**	0177
Ambient Temperature:	23.5°C		**Liquid Simulant:**	Head tissue
Device Under Test:	PEBBLE		**Relative Permittivity:**	40.15
Relative Humidity:	58%		**Conductivity:**	1.362
Phantom S/No:	Head_381SH.csv		**Liquid Temperature:**	23.3°C
Phantom Rotation:	180°		**Max SAR Y-axis Location:**	57.00 mm
DUT Position:	PEBBLE_1900RH_Tilt15_B		**Max SAR Z-axis Location:**	-161.00 mm
Antenna Configuration:	Build inside		**Max E Field:**	11.92 V/m
Test Frequency:	1900MHz		**SAR 1g:**	0.176 W/kg
Air Factors:	417 / 368 / 414		**SAR 10g:**	0.129 W/kg
Conversion Factors:	.325 / .325 / .325		**SAR Start:**	0.110 W/kg
Type of Modulation:	GMSK		**SAR End:**	0.109 W/kg
Modn. Duty Cycle:	8		**SAR Drift during Scan:**	-1.10 %
Diode Compression Factors (V*200):	20 / 20 / 20		**Probe battery last changed:**	20/05/05
Input Power Level:	Level0(30dBm)		**Extrapolation:**	poly4

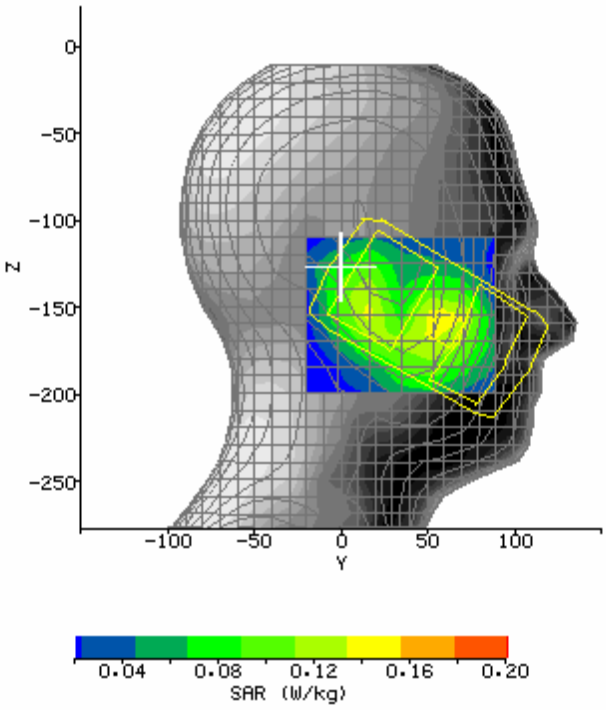

SAR Test PCS 1900 RH_Tilt15 (Middle Channel)

System / software:	SARA2 / 2.40 VPM		**Input Power Drift:**	
Date / Time:	2006-10-14 13:54:20		**DUT Battery Model/No:**	
Filename:	PEBBLE_1900RH_Tilt15_M.txt		**Probe Serial Number:**	0177
Ambient Temperature:	23.5°C		**Liquid Simulant:**	Head tissue
Device Under Test:	PEBBLE		**Relative Permittivity:**	40.15
Relative Humidity:	58%		**Conductivity:**	1.362
Phantom S/No:	Head_381SH.csv		**Liquid Temperature:**	23.3°C
Phantom Rotation:	180°		**Max SAR Y-axis Location:**	58.83 mm
DUT Position:	PEBBLE_1900RH_Tilt15_M		**Max SAR Z-axis Location:**	-161.00 mm
Antenna Configuration:	Build inside		**Max E Field:**	13.40 V/m
Test Frequency:	1900MHz		**SAR 1g:**	0.229 W/kg
Air Factors:	417 / 368 / 414		**SAR 10g:**	0.153 W/kg
Conversion Factors:	.325 / .325 / .325		**SAR Start:**	0.140 W/kg
Type of Modulation:	GMSK		**SAR End:**	0.138 W/kg
Modn. Duty Cycle:	8		**SAR Drift during Scan:**	-1.31 %
Diode Compression Factors (V*200):	20 / 20 / 20		**Probe battery last changed:**	20/05/05
Input Power Level:	Level0(30dBm)		**Extrapolation:**	poly4

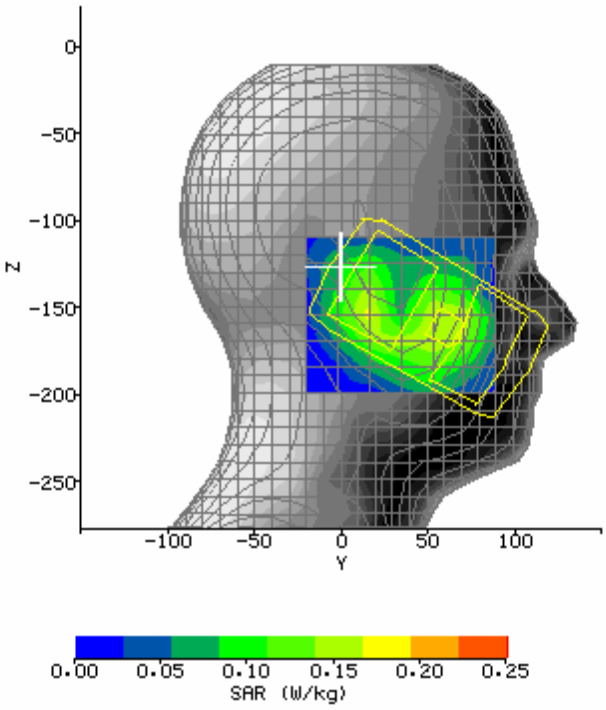

SAR Test PCS 1900 RH_Tilt15 (Top Channel)

System / software:	SARA2 / 2.40 VPM		**Input Power Drift:**	
Date / Time:	2006-10-14 13:24:20		**DUT Battery Model/No:**	
Filename:	PEBBLE_1900RH_Tilt15_T.txt		**Probe Serial Number:**	0177
Ambient Temperature:	23.5°C		**Liquid Simulant:**	Head tissue
Device Under Test:	PEBBLE		**Relative Permittivity:**	40.15
Relative Humidity:	58%		**Conductivity:**	1.362
Phantom S/No:	Head_381SH.csv		**Liquid Temperature:**	23.3°C
Phantom Rotation:	180°		**Max SAR Y-axis Location:**	58.83 mm
DUT Position:	PEBBLE_1900RH_Tilt15_T		**Max SAR Z-axis Location:**	-162.50 mm
Antenna Configuration:	Build inside		**Max E Field:**	11.23 V/m
Test Frequency:	1900MHz		**SAR 1g:**	0.153 W/kg
Air Factors:	417 / 368 / 414		**SAR 10g:**	0.108 W/kg
Conversion Factors:	.325 / .325 / .325		**SAR Start:**	0.099 W/kg
Type of Modulation:	GMSK		**SAR End:**	0.092 W/kg
Modn. Duty Cycle:	8		**SAR Drift during Scan:**	-7.38 %
Diode Compression Factors (V*200):	20 / 20 / 20		**Probe battery last changed:**	20/05/05
Input Power Level:	Level0(30dBm)		**Extrapolation:**	poly4

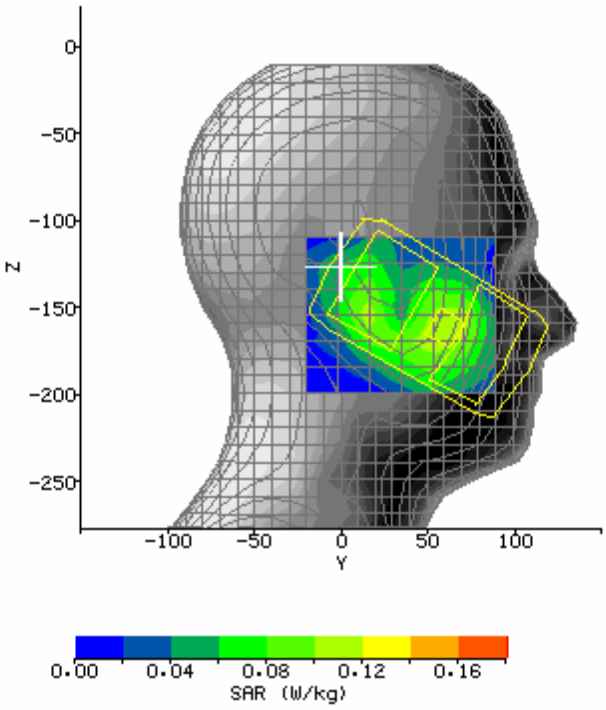

SAR Test PCS 1900 Side (Bottom Channel)

System / software:	SARA2 / 2.39 VPM		**Input Power Drift:**	
Date / Time:	2006-10-14 08:28:18:		**DUT Battery Model/No:**	
Filename:	PEBBLE _1900Body_Side_B.txt		**Probe Serial Number:**	0177
Ambient Temperature:	23.6°C		**Liquid Simulant:**	Body tissue
Device Under Test:	PEBBLE		**Relative Permittivity:**	52.98
Relative Humidity:	45%		**Conductivity:**	1.531
Phantom S/No:	HeadBox75mm.csv		**Liquid Temperature:**	23.1°C
Phantom Rotation:	0°		**Max SAR X-axis Location:**	-23.81 mm
DUT Position:	PEBBLE_1900Body_Side_B		**Max SAR Y-axis Location:**	-5.33 mm
Antenna Configuration:	build inside		**Max E Field:**	5.37 V/m
Test Frequency:	1900MHz		**SAR 1g:**	0.042 W/kg
Air Factors:	417 / 368 / 414		**SAR 10g:**	0.032 W/kg
Conversion Factors:	.356 / .356 / .356		**SAR Start:**	0.010 W/kg
Type of Modulation:	GMSK		**SAR End:**	0.010 W/kg
Modn. Duty Cycle:	8		**SAR Drift during Scan:**	-0.90 %
Diode Compression Factors (V*200):	20 / 20 / 20		**Probe battery last changed:**	20/05/05
Input Power Level:	Level0(30dBm)		**Extrapolation:**	poly4

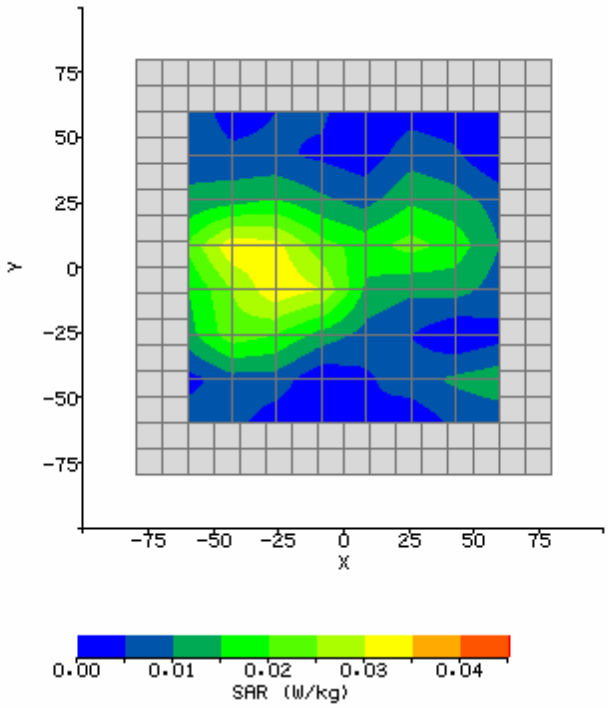

SAR Test PCS 1900 Side (Middle Channel)

System / software:	SARA2 / 2.39 VPM		**Input Power Drift:**	
Date / Time:	2006-10-14 8:43:35		**DUT Battery Model/No:**	
Filename:	PEBBLE_1900Body_Side_M.txt		**Probe Serial Number:**	0177
Ambient Temperature:	23.6°C		**Liquid Simulant:**	Body tissue
Device Under Test:	PEBBLE		**Relative Permittivity:**	52.98
Relative Humidity:	44%		**Conductivity:**	1.531
Phantom S/No:	HeadBox75mm.csv		**Liquid Temperature:**	23.1°C
Phantom Rotation:	0°		**Max SAR X-axis Location:**	-32.76 mm
DUT Position:	PEBBLE _1900Body_Side_M		**Max SAR Y-axis Location:**	10.67 mm
Antenna Configuration:	build inside		**Max E Field:**	5.02 V/m
Test Frequency:	1900MHz		**SAR 1g:**	0.040 W/kg
Air Factors:	417 / 368 / 414		**SAR 10g:**	0.028 W/kg
Conversion Factors:	.356 / .356 / .356		**SAR Start:**	0.007 W/kg
Type of Modulation:	GMSK		**SAR End:**	0.007 W/kg
Modn. Duty Cycle:	8		**SAR Drift during Scan:**	4.03 %
Diode Compression Factors (V*200):	20 / 20 / 20		**Probe battery last changed:**	20/05/05
Input Power Level:	Level0(30dBm)		**Extrapolation:**	poly4

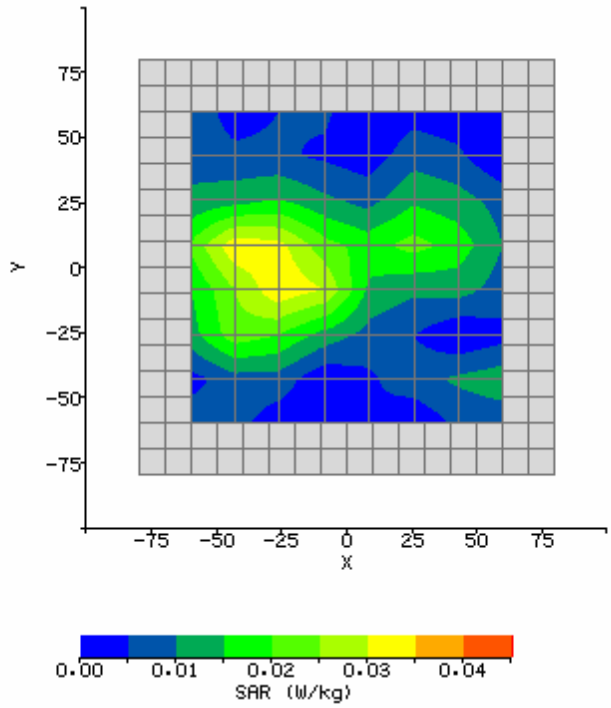

SAR Test PCS 1900 Side (Top Channel)

System / software:	SARA2 / 2.39 VPM		**Input Power Drift:**	
Date / Time:	2006-10-14 9:04:54		**DUT Battery Model/No:**	
Filename:	PEBBLE_1900Body_Side_T.txt		**Probe Serial Number:**	0177
Ambient Temperature:	23.5°C		**Liquid Simulant:**	Body tissue
Device Under Test:	PEBBLE		**Relative Permittivity:**	52.98
Relative Humidity:	44%		**Conductivity:**	1.531
Phantom S/No:	HeadBox75mm.csv		**Liquid Temperature:**	23.1°C
Phantom Rotation:	0°		**Max SAR X-axis Location:**	-29.14 mm
DUT Position:	PEBBLE_1900Body_Side_T		**Max SAR Y-axis Location:**	0.57 mm
Antenna Configuration:	build inside		**Max E Field:**	4.67 V/m
Test Frequency:	1900MHz		**SAR 1g:**	0.034 W/kg
Air Factors:	417 / 368 / 414		**SAR 10g:**	0.022 W/kg
Conversion Factors:	.356 / .356 / .356		**SAR Start:**	0.006 W/kg
Type of Modulation:	GMSK		**SAR End:**	0.006 W/kg
Modn. Duty Cycle:	8		**SAR Drift during Scan:**	-3.53 %
Diode Compression Factors (V*200):	20 / 20 / 20		**Probe battery last changed:**	20/05/05
Input Power Level:	Level0(30dBm)		**Extrapolation:**	poly4

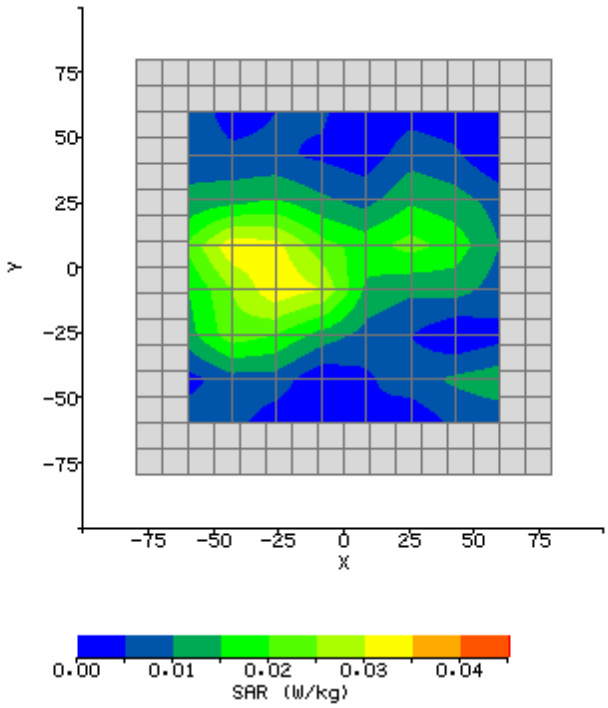

SAR Test PCS 1900 Side (Bottom Channel,With GPRS)

System / software:	SARA2 / 2.39 VPM		**Input Power Drift:**	0.01dB
Date / Time:	2006-10-14 09:22:288:		**DUT Battery Model/No:**	
Filename:	PEBBLE_1900Body_Side_BG.txt		**Probe Serial Number:**	0177
Ambient Temperature:	23.6°C		**Liquid Simulant:**	Body tissue
Device Under Test:	PEBBLE		**Relative Permittivity:**	52.98
Relative Humidity:	45%		**Conductivity:**	1.531
Phantom S/No:	HeadBox75mm.csv		**Liquid Temperature:**	23.1°C
Phantom Rotation:	0°		**Max SAR X-axis Location:**	-23.45 mm
DUT Position:	PEBBLE_1900Body_Side_BG		**Max SAR Y-axis Location:**	-5.40 mm
Antenna Configuration:	build inside		**Max E Field:**	5.85 V/m
Test Frequency:	1900MHz		**SAR 1g:**	0.041 W/kg
Air Factors:	417 / 368 / 414		**SAR 10g:**	0.029 W/kg
Conversion Factors:	.356 / .356 / .356		**SAR Start:**	0.012 W/kg
Type of Modulation:	GMSK		**SAR End:**	0.012 W/kg
Modn. Duty Cycle:	8		**SAR Drift during Scan:**	-0.82 %
Diode Compression Factors (V*200):	20 / 20 / 20		**Probe battery last changed:**	20/05/05
Input Power Level:	Level0(30dBm)		**Extrapolation:**	poly4

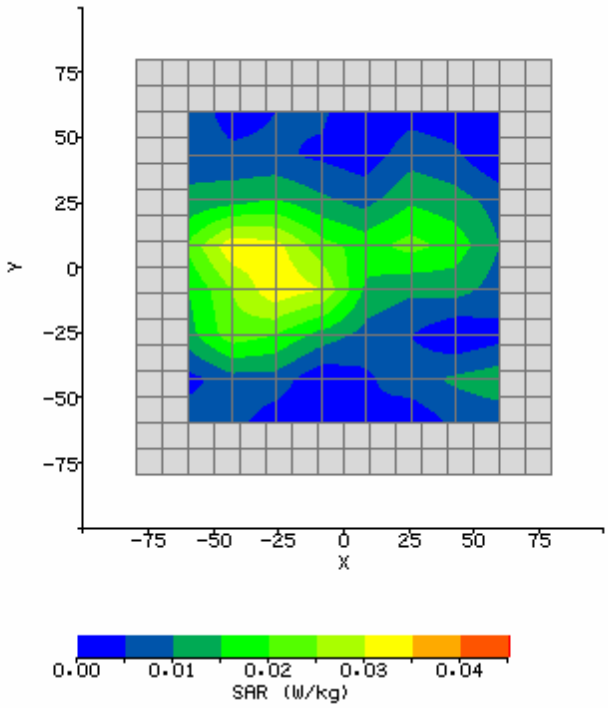

SAR Test PCS 1900 Side (Bottom Channel，With Bluetooth)

System / software:	SARA2 / 2.39 VPM		**Input Power Drift:**	0.04dB
Date / Time:	2006-10-14 9:39:09		**DUT Battery Model/No:**	
Filename:	PEBBLE_1900Body_Side_BB.txt		**Probe Serial Number:**	0177
Ambient Temperature:	23.6°C		**Liquid Simulant:**	Body tissue
Device Under Test:	PEBBLE		**Relative Permittivity:**	52.98
Relative Humidity:	44%		**Conductivity:**	1.531
Phantom S/No:	HeadBox75mm.csv		**Liquid Temperature:**	23.1°C
Phantom Rotation:	0°		**Max SAR X-axis Location:**	-33.23 mm
DUT Position:	PEBBLE _1900Body_Side_BB		**Max SAR Y-axis Location:**	10.02 mm
Antenna Configuration:	build inside		**Max E Field:**	5.40 V/m
Test Frequency:	1900MHz		**SAR 1g:**	0.036 W/kg
Air Factors:	417 / 368 / 414		**SAR 10g:**	0.027 W/kg
Conversion Factors:	.356 / .356 / .356		**SAR Start:**	0.006 W/kg
Type of Modulation:	GMSK		**SAR End:**	0.006 W/kg
Modn. Duty Cycle:	8		**SAR Drift during Scan:**	4.48 %
Diode Compression Factors (V*200):	20 / 20 / 20		**Probe battery last changed:**	20/05/05
Input Power Level:	Level0(30dBm)		**Extrapolation:**	poly4

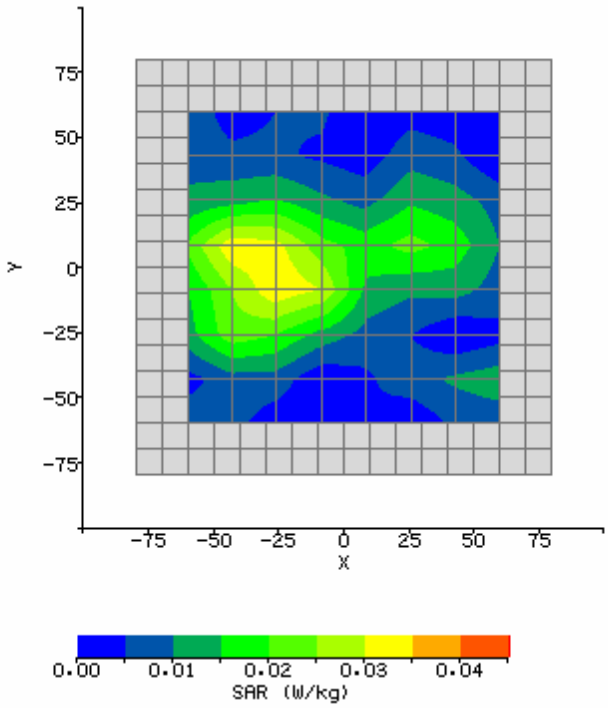

SAR Test PCS 1900 Side (Bottom Channel，With GPRS, face to Bottom)

System / software:	SARA2 / 2.39 VPM		**Input Power Drift:**	
Date / Time:	2006-10-14 9:56:16		**DUT Battery Model/No:**	
Filename:	PEBBLE_1900Body_Side_M.txt		**Probe Serial Number:**	0177
Ambient Temperature:	23.6°C		**Liquid Simulant:**	Body tissue
Device Under Test:	PEBBLE		**Relative Permittivity:**	52.98
Relative Humidity:	44%		**Conductivity:**	1.531
Phantom S/No:	HeadBox75mm.csv		**Liquid Temperature:**	23.1°C
Phantom Rotation:	0°		**Max SAR X-axis Location:**	-28.56 mm
DUT Position:	PEBBLE _1900Body_Side_M		**Max SAR Y-axis Location:**	-13.24 mm
Antenna Configuration:	build inside		**Max E Field:**	4.13 V/m
Test Frequency:	1900MHz		**SAR 1g:**	0.025 W/kg
Air Factors:	417 / 368 / 414		**SAR 10g:**	0.028 W/kg
Conversion Factors:	.356 / .356 / .356		**SAR Start:**	0.008 W/kg
Type of Modulation:	GMSK		**SAR End:**	0.008 W/kg
Modn. Duty Cycle:	8		**SAR Drift during Scan:**	3.65 %
Diode Compression Factors (V*200):	20 / 20 / 20		**Probe battery last changed:**	20/05/05
Input Power Level:	Level0(30dBm)		**Extrapolation:**	poly4

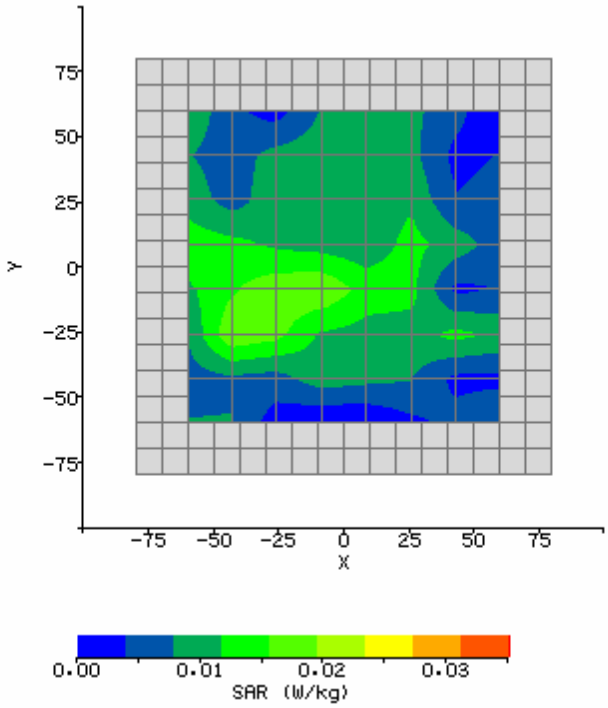

SAR Test WIFI 2450 LH_TouchCheek (Bottom Channel, 802.11g)

System / software:	SARA2 / 2.40 VPM		**Input Power Drift:**	0.02dB
Date / Time:	2006-10-15 10:01:25		**DUT Battery Model/No:**	
Filename:	PEBBLE_2450LH_TouchCheek_B.txt		**Probe Serial Number:**	0177
Ambient Temperature:	23.3°C		**Liquid Simulant:**	Head tissue
Device Under Test:	PEBBLE		**Relative Permittivity:**	39.20
Relative Humidity:	57%		**Conductivity:**	1.789
Phantom S/No:	Head_380SH.csv		**Liquid Temperature:**	23.3°C
Phantom Rotation:	0°		**Max SAR Y-axis Location:**	-51.50 mm
DUT Position:	PEBBLE_2450LH_TouchCheek_B		**Max SAR Z-axis Location:**	-157.00 mm
Antenna Configuration:	Build inside		**Max E Field:**	11.40 V/m
Test Frequency:	2450MHz		**SAR 1g:**	0.163 W/kg
Air Factors:	417.2 / 368.0 / 414.8		**SAR 10g:**	0.105 W/kg
Conversion Factors:	.353 / .353 / .353		**SAR Start:**	0.090 W/kg
Type of Modulation:	OFDM		**SAR End:**	0.088 W/kg
Modn. Duty Cycle:	1		**SAR Drift during Scan:**	-2.12 %
Diode Compression Factors (V*200):	20 / 20 / 20		**Probe battery last changed:**	20/05/05
Input Power Level:	Max power		**Extrapolation:**	poly4

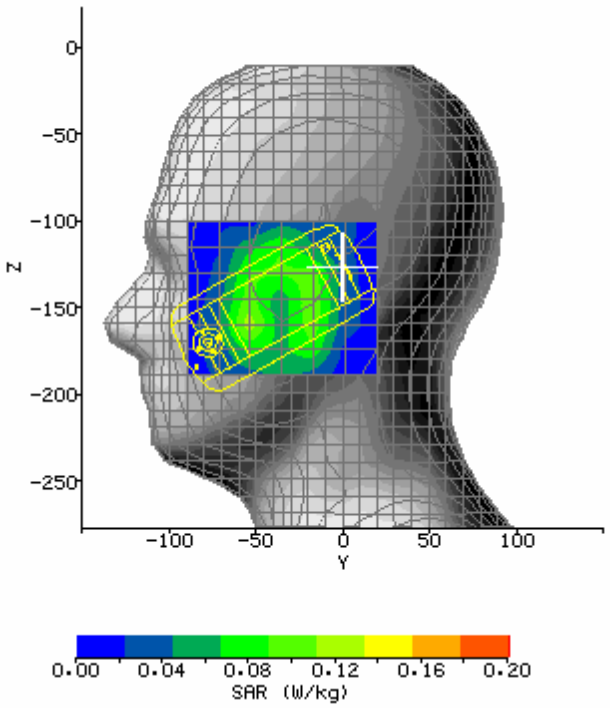

SAR Test WIFI 2450 LH_TouchCheek (Middle Channel, 802.11g)

System / software:	SARA2 / 2.40 VPM		**Input Power Drift:**	0.14dB
Date / Time:	2006-10-15 10:24:25		**DUT Battery Model/No:**	
Filename:	PEBBLE_2450LH_TouchCheek_M.txt		**Probe Serial Number:**	0177
Ambient Temperature:	23.3°C		**Liquid Simulant:**	Head tissue
Device Under Test:	PEBBLE		**Relative Permittivity:**	39.20
Relative Humidity:	57%		**Conductivity:**	1.789
Phantom S/No:	Head_380SH.csv		**Liquid Temperature:**	23.3°C
Phantom Rotation:	0°		**Max SAR Y-axis Location:**	-44.33 mm
DUT Position:	PEBBLE_2450LH_TouchCheek_M		**Max SAR Z-axis Location:**	-158.50 mm
Antenna Configuration:	Build inside		**Max E Field:**	13.88 V/m
Test Frequency:	2450MHz		**SAR 1g:**	0.239 W/kg
Air Factors:	417.2 / 368.0 / 414.8		**SAR 10g:**	0.150 W/kg
Conversion Factors:	.353 / .353 / .353		**SAR Start:**	0.123 W/kg
Type of Modulation:	OFDM		**SAR End:**	0.123 W/kg
Modn. Duty Cycle:	1		**SAR Drift during Scan:**	-0.62 %
Diode Compression Factors (V*200):	20 / 20 / 20		**Probe battery last changed:**	20/05/05
Input Power Level:	Max power		**Extrapolation:**	poly4

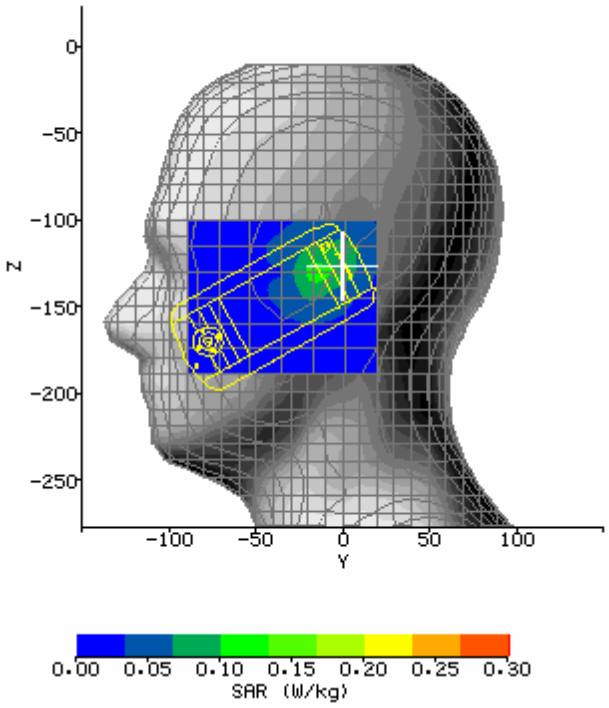

SAR Test WIFI 2450 LH_TouchCheek (Top Channel, 802.11g)

System / software:	SARA2 / 2.40 VPM		**Input Power Drift:**	0.08dB
Date / Time:	2006-10-15 10:46:56		**DUT Battery Model/No:**	
Filename:	PEBBLE_2450LH_TouchCheek_T.txt		**Probe Serial Number:**	0177
Ambient Temperature:	23.3°C		**Liquid Simulant:**	Head tissue
Device Under Test:	PEBBLE		**Relative Permittivity:**	39.20
Relative Humidity:	57%		**Conductivity:**	1.789
Phantom S/No:	Head_380SH.csv		**Liquid Temperature:**	23.3°C
Phantom Rotation:	0°		**Max SAR Y-axis Location:**	-46.00 mm
DUT Position:	PEBBLE_2450LH_TouchCheek_T		**Max SAR Z-axis Location:**	-160.83 mm
Antenna Configuration:	Build inside		**Max E Field:**	15.12 V/m
Test Frequency:	2450MHz		**SAR 1g:**	0.279 W/kg
Air Factors:	417.2 / 368.0 / 414.8		**SAR 10g:**	0.173 W/kg
Conversion Factors:	.353 / .353 / .353		**SAR Start:**	0.151 W/kg
Type of Modulation:	OFDM		**SAR End:**	0.158 W/kg
Modn. Duty Cycle:	1		**SAR Drift during Scan:**	4.52 %
Diode Compression Factors (V*200):	20 / 20 / 20		**Probe battery last changed:**	20/05/05
Input Power Level:	Max power		**Extrapolation:**	poly4

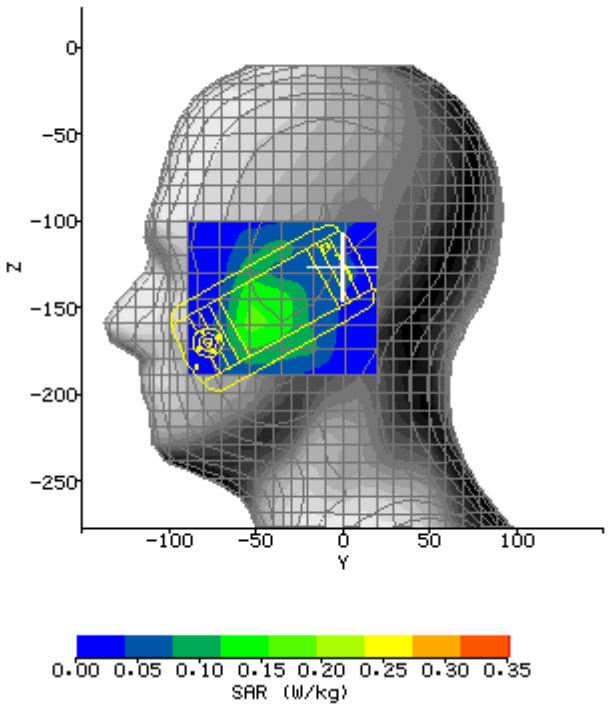

SAR Test WIFI 2450 LH_Tilt15 (Bottom Channel, 802.11g)

System / software:	SARA2 / 2.40 VPM		**Input Power Drift:**	0.07dB
Date / Time:	2006-10-15 08:04:06		**DUT Battery Model/No:**	
Filename:	PEBBLE_2450LH_Tilt15_B.txt		**Probe Serial Number:**	0177
Ambient Temperature:	23.3°C		**Liquid Simulant:**	Head tissue
Device Under Test:	PEBBLE		**Relative Permittivity:**	39.20
Relative Humidity:	57%		**Conductivity:**	1.789
Phantom S/No:	Head_380SH.csv		**Liquid Temperature:**	23.3°C
Phantom Rotation:	0°		**Max SAR Y-axis Location:**	-11.33 mm
DUT Position:	PEBBLE_2450LH_Tilt15_B		**Max SAR Z-axis Location:**	-136.83 mm
Antenna Configuration:	Build inside		**Max E Field:**	11.74 V/m
Test Frequency:	2450MHz		**SAR 1g:**	0.165 W/kg
Air Factors:	417.2 / 368.0 / 414.8		**SAR 10g:**	0.100 W/kg
Conversion Factors:	.353 / .353 / .353		**SAR Start:**	0.079 W/kg
Type of Modulation:	OFDM		**SAR End:**	0.083 W/kg
Modn. Duty Cycle:	1		**SAR Drift during Scan:**	4.35 %
Diode Compression Factors (V*200):	20 / 20 / 20		**Probe battery last changed:**	20/05/05
Input Power Level:	Max power		**Extrapolation:**	poly4

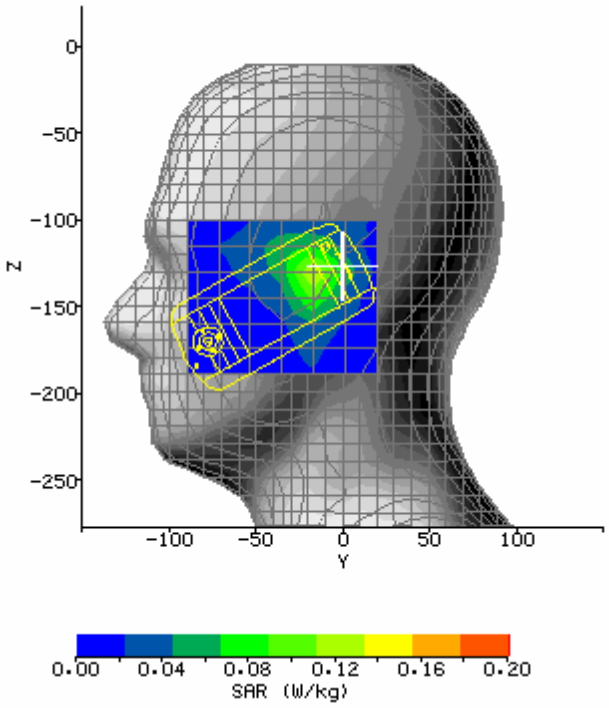

SAR Test WIFI 2450 LH_Tilt15 (Middle Channel, 802.11g)

System / software:	SARA2 / 2.40 VPM		**Input Power Drift:**	0.02dB
Date / Time:	2006-10-15 13:58:03		**DUT Battery Model/No:**	
Filename:	PEBBLE_2450LH_Tilt15_M.txt		**Probe Serial Number:**	0177
Ambient Temperature:	23.3°C		**Liquid Simulant:**	Head tissue
Device Under Test:	PEBBLE		**Relative Permittivity:**	39.20
Relative Humidity:	57%		**Conductivity:**	1.789
Phantom S/No:	Head_380SH.csv		**Liquid Temperature:**	23.3°C
Phantom Rotation:	0°		**Max SAR Y-axis Location:**	-5.83 mm
DUT Position:	PEBBLE_2450LH_Tilt15_M		**Max SAR Z-axis Location:**	-128.50 mm
Antenna Configuration:	Build inside		**Max E Field:**	11.85 V/m
Test Frequency:	2450MHz		**SAR 1g:**	0.182 W/kg
Air Factors:	417.2 / 368.0 / 414.8		**SAR 10g:**	0.106 W/kg
Conversion Factors:	.353 / .353 / .353		**SAR Start:**	0.075 W/kg
Type of Modulation:	OFDM		**SAR End:**	0.078 W/kg
Modn. Duty Cycle:	1		**SAR Drift during Scan:**	3.40 %
Diode Compression Factors (V*200):	20 / 20 / 20		**Probe battery last changed:**	20/05/05
Input Power Level:	Max power		**Extrapolation:**	poly4

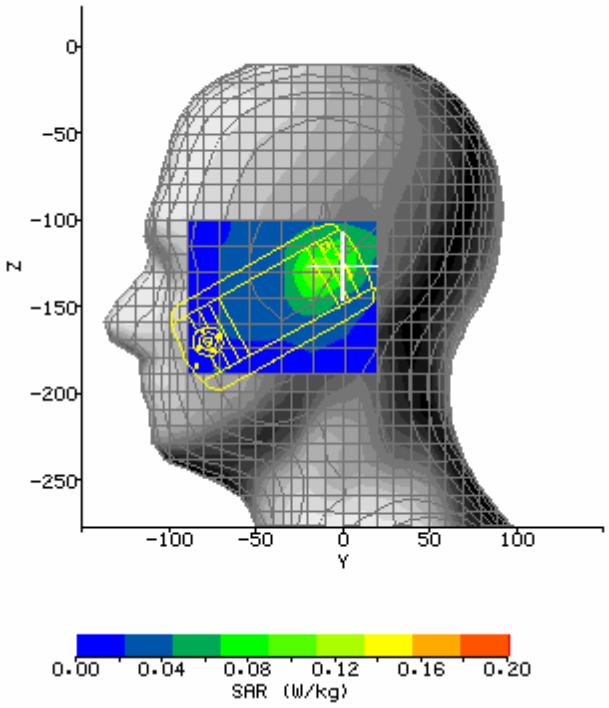

SAR Test WIFI 2450 LH_Tilt15 (Top Channel, 802.11g)

System / software:	SARA2 / 2.40 VPM		**Input Power Drift:**	-0.11dB
Date / Time:	2006-10-15 14:23:40		**DUT Battery Model/No:**	
Filename:	PEBBLE_2450LH_Tilt15_T.txt		**Probe Serial Number:**	0177
Ambient Temperature:	23.3°C		**Liquid Simulant:**	Head tissue
Device Under Test:	PEBBLE		**Relative Permittivity:**	39.20
Relative Humidity:	57%		**Conductivity:**	1.789
Phantom S/No:	Head_380SH.csv		**Liquid Temperature:**	23.3°C
Phantom Rotation:	0°		**Max SAR Y-axis Location:**	-11.17 mm
DUT Position:	PEBBLE_2450LH_Tilt15_T		**Max SAR Z-axis Location:**	-128.50 mm
Antenna Configuration:	Build inside		**Max E Field:**	11.78 V/m
Test Frequency:	2450MHz		**SAR 1g:**	0.173 W/kg
Air Factors:	417.2 / 368.0 / 414.8		**SAR 10g:**	0.103 W/kg
Conversion Factors:	.353 / .353 / .353		**SAR Start:**	0.082 W/kg
Type of Modulation:	OFDM		**SAR End:**	0.079 W/kg
Modn. Duty Cycle:	1		**SAR Drift during Scan:**	-3.53 %
Diode Compression Factors (V*200):	20 / 20 / 20		**Probe battery last changed:**	20/05/05
Input Power Level:	Max power		**Extrapolation:**	poly4

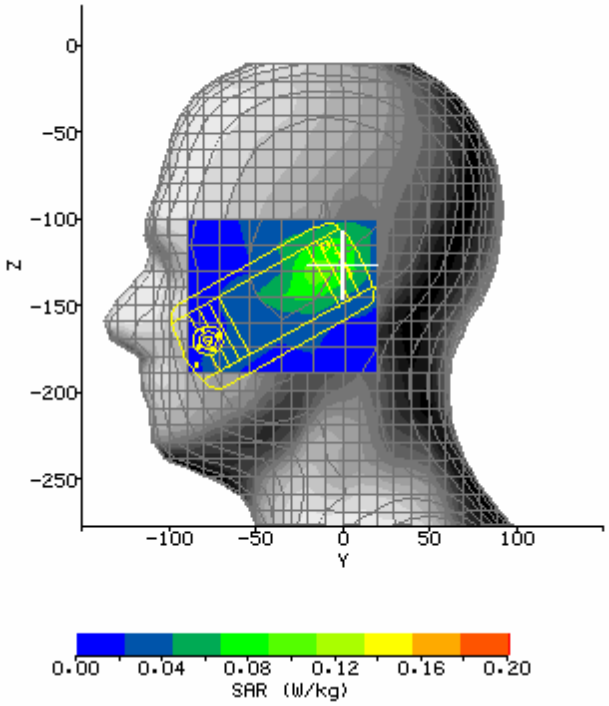

SAR Test WIFI 2450 RH_TouchCheek (Bottom Channel, 802.11g)

System / software:	SARA2 / 2.40 VPM		**Input Power Drift:**	0.06dB
Date / Time:	2006-10-15 14:46:16		**DUT Battery Model/No:**	
Filename:	PEBBLE_2450RH_TouchCheek_B.txt		**Probe Serial Number:**	0177
Ambient Temperature:	23.3°C		**Liquid Simulant:**	Head tissue
Device Under Test:	PEBBLE		**Relative Permittivity:**	39.20
Relative Humidity:	57%		**Conductivity:**	1.789
Phantom S/No:	Head_380SH.csv		**Liquid Temperature:**	23.3°C
Phantom Rotation:	180°		**Max SAR Y-axis Location:**	40.33 mm
DUT Position:	PEBBLE_2450RH_TouchCheek_B		**Max SAR Z-axis Location:**	-118.67 mm
Antenna Configuration:	Build inside		**Max E Field:**	11.35 V/m
Test Frequency:	2450MHz		**SAR 1g:**	0.166 W/kg
Air Factors:	417.2 / 368.0 / 414.8		**SAR 10g:**	0.101 W/kg
Conversion Factors:	.353 / .353 / .353		**SAR Start:**	0.074 W/kg
Type of Modulation:	OFDM		**SAR End:**	0.075 W/kg
Modn. Duty Cycle:	1		**SAR Drift during Scan:**	1.89 %
Diode Compression Factors (V*200):	20 / 20 / 20		**Probe battery last changed:**	20/05/05
Input Power Level:	Max power		**Extrapolation:**	poly4

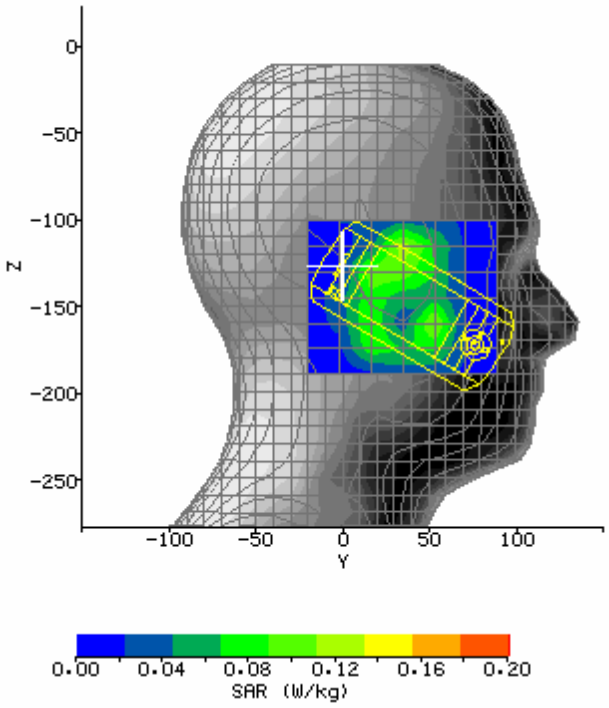

SAR Test WIFI 2450 RH_TouchCheek (Middle Channel, 802.11g)

System / software:	SARA2 / 2.40 VPM		**Input Power Drift:**	-0.04dB
Date / Time:	2006-10-15 15:34:01		**DUT Battery Model/No:**	
Filename:	PEBBLE_2450RH_TouchCheek_M.txt		**Probe Serial Number:**	0177
Ambient Temperature:	23.3°C		**Liquid Simulant:**	Head tissue
Device Under Test:	PEBBLE		**Relative Permittivity:**	39.20
Relative Humidity:	57%		**Conductivity:**	1.789
Phantom S/No:	Head_380SH.csv		**Liquid Temperature:**	23.3°C
Phantom Rotation:	180°		**Max SAR Y-axis Location:**	36.83 mm
DUT Position:	PEBBLE_2450RH_TouchCheek_M		**Max SAR Z-axis Location:**	-122.50 mm
Antenna Configuration:	Build inside		**Max E Field:**	12.66 V/m
Test Frequency:	2450MHz		**SAR 1g:**	0.212 W/kg
Air Factors:	417.2 / 368.0 / 414.8		**SAR 10g:**	0.130 W/kg
Conversion Factors:	.353 / .353 / .353		**SAR Start:**	0.081 W/kg
Type of Modulation:	OFDM		**SAR End:**	0.080 W/kg
Modn. Duty Cycle:	1		**SAR Drift during Scan:**	-1.85 %
Diode Compression Factors (V*200):	20 / 20 / 20		**Probe battery last changed:**	20/05/05
Input Power Level:	Max power		**Extrapolation:**	poly4

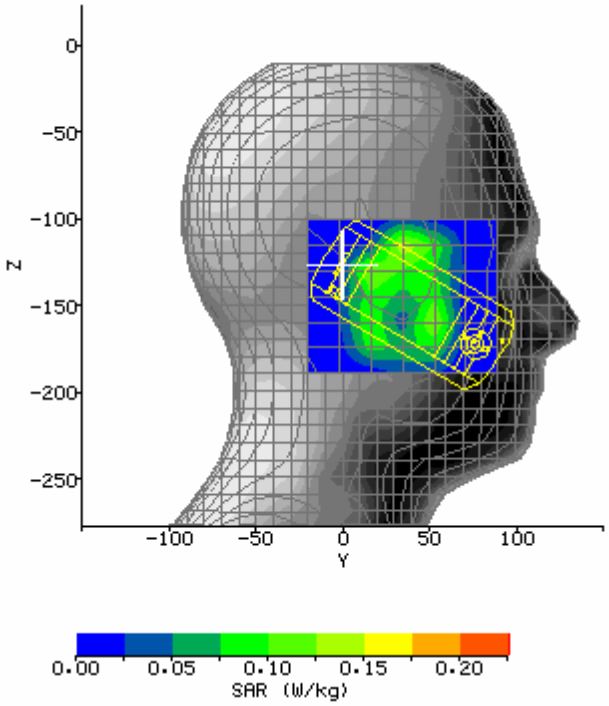

SAR Test WIFI 2450 RH_TouchCheek (Top Channel, 802.11g)

System / software:	SARA2 / 2.40 VPM		**Input Power Drift:**	0.02dB
Date / Time:	2006-10-15 15:55:43		**DUT Battery Model/No:**	
Filename:	PEBBLE_2450RH_TouchCheek_T.txt		**Probe Serial Number:**	0177
Ambient Temperature:	23.3°C		**Liquid Simulant:**	Head tissue
Device Under Test:	PEBBLE		**Relative Permittivity:**	39.20
Relative Humidity:	57%		**Conductivity:**	1.789
Phantom S/No:	Head_380SH.csv		**Liquid Temperature:**	23.3°C
Phantom Rotation:	180°		**Max SAR Y-axis Location:**	46.00 mm
DUT Position:	PEBBLE_2450RH_TouchCheek_T		**Max SAR Z-axis Location:**	-154.83 mm
Antenna Configuration:	Build inside		**Max E Field:**	13.37 V/m
Test Frequency:	2450MHz		**SAR 1g:**	0.219 W/kg
Air Factors:	417.2 / 368.0 / 414.8		**SAR 10g:**	0.134 W/kg
Conversion Factors:	.353 / .353 / .353		**SAR Start:**	0.113 W/kg
Type of Modulation:	OFDM		**SAR End:**	0.110 W/kg
Modn. Duty Cycle:	1		**SAR Drift during Scan:**	-2.13 %
Diode Compression Factors (V*200):	20 / 20 / 20		**Probe battery last changed:**	20/05/05
Input Power Level:	Max power		**Extrapolation:**	poly4

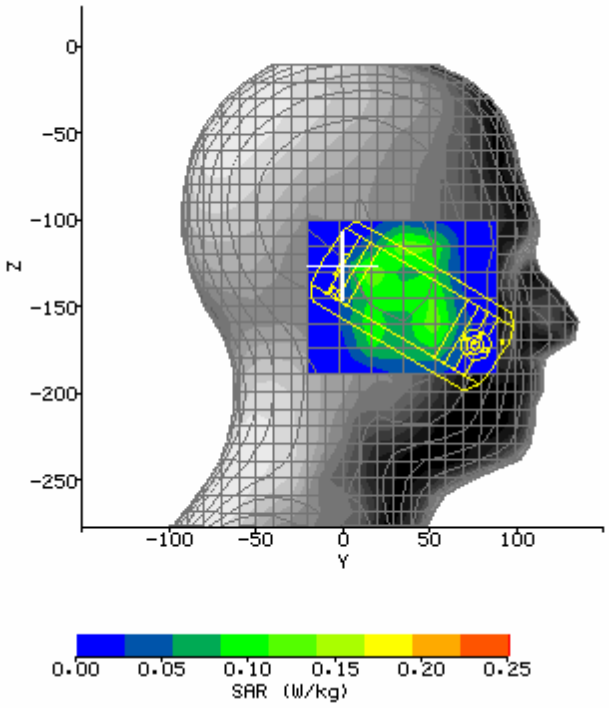

SAR Test WIFI 2450 RH_Tilt15 (Bottom Channel, 802.11g)

System / software:	SARA2 / 2.40 VPM		**Input Power Drift:**	0.06dB
Date / Time:	2006-10-15 16:13:30		**DUT Battery Model/No:**	
Filename:	PEBBLE_2450RH_Tilt15_B.txt		**Probe Serial Number:**	0177
Ambient Temperature:	23.3°C		**Liquid Simulant:**	Head tissue
Device Under Test:	PEBBLE		**Relative Permittivity:**	39.20
Relative Humidity:	57%		**Conductivity:**	1.789
Phantom S/No:	Head_380SH.csv		**Liquid Temperature:**	23.3°C
Phantom Rotation:	180°		**Max SAR Y-axis Location:**	13.17 mm
DUT Position:	PEBBLE_2450RH_Tilt15_B		**Max SAR Z-axis Location:**	-131.50 mm
Antenna Configuration:	Build inside		**Max E Field:**	13.43 V/m
Test Frequency:	2450MHz		**SAR 1g:**	0.218 W/kg
Air Factors:	417.2 / 368.0 / 414.8		**SAR 10g:**	0.127 W/kg
Conversion Factors:	.353 / .353 / .353		**SAR Start:**	0.096 W/kg
Type of Modulation:	OFDM		**SAR End:**	0.097 W/kg
Modn. Duty Cycle:	1		**SAR Drift during Scan:**	0.86 %
Diode Compression Factors (V*200):	20 / 20 / 20		**Probe battery last changed:**	20/05/05
Input Power Level:	Max power		**Extrapolation:**	poly4

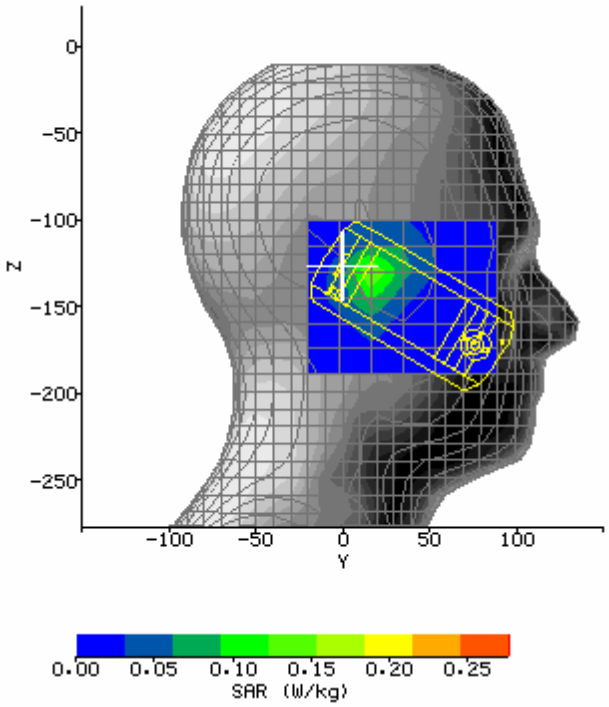

SAR Test WIFI 2450 RH_Tilt15 (Middle Channel, 802.11g)

System / software:	SARA2 / 2.40 VPM		**Input Power Drift:**	-0.06dB
Date / Time:	2006-10-15 16:32:11		**DUT Battery Model/No:**	
Filename:	PEBBLE_2450RH_Tilt15_M.txt		**Probe Serial Number:**	0177
Ambient Temperature:	23.3°C		**Liquid Simulant:**	Head tissue
Device Under Test:	PEBBLE		**Relative Permittivity:**	39.20
Relative Humidity:	57%		**Conductivity:**	1.789
Phantom S/No:	Head_380SH.csv		**Liquid Temperature:**	23.3°C
Phantom Rotation:	180°		**Max SAR Y-axis Location:**	16.67 mm
DUT Position:	PEBBLE_2450RH_Tilt15_M		**Max SAR Z-axis Location:**	-131.50 mm
Antenna Configuration:	Build inside		**Max E Field:**	15.09 V/m
Test Frequency:	2450MHz		**SAR 1g:**	0.268 W/kg
Air Factors:	417.2 / 368.0 / 414.8		**SAR 10g:**	0.154 W/kg
Conversion Factors:	.353 / .353 / .353		**SAR Start:**	0.118 W/kg
Type of Modulation:	OFDM		**SAR End:**	0.119 W/kg
Modn. Duty Cycle:	1		**SAR Drift during Scan:**	1.22 %
Diode Compression Factors (V*200):	20 / 20 / 20		**Probe battery last changed:**	20/05/05
Input Power Level:	Max power		**Extrapolation:**	poly4

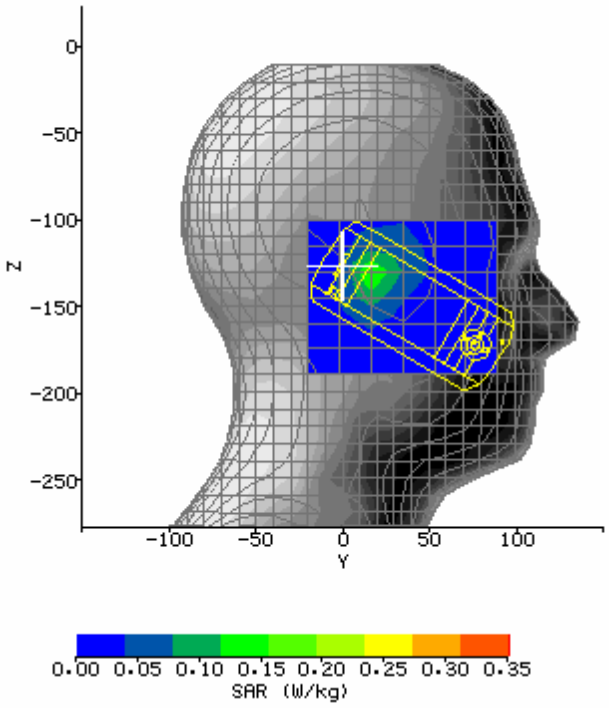

SAR Test WIFI 2450 RH_Tilt15 (Top Channel, 802.11g)

System / software:	SARA2 / 2.40 VPM		**Input Power Drift:**	-0.03dB
Date / Time:	2006-10-15 16:48:10		**DUT Battery Model/No:**	
Filename:	PEBBLE_2450RH_Tilt15_T.txt		**Probe Serial Number:**	0177
Ambient Temperature:	23.3°C		**Liquid Simulant:**	Head tissue
Device Under Test:	PEBBLE		**Relative Permittivity:**	39.20
Relative Humidity:	57%		**Conductivity:**	1.789
Phantom S/No:	Head_380SH.csv		**Liquid Temperature:**	23.3°C
Phantom Rotation:	180°		**Max SAR Y-axis Location:**	16.67 mm
DUT Position:	PEBBLE_2450RH_Tilt15_T		**Max SAR Z-axis Location:**	-131.50 mm
Antenna Configuration:	Build inside		**Max E Field:**	15.55 V/m
Test Frequency:	2450MHz		**SAR 1g:**	0.279 W/kg
Air Factors:	417.2 / 368.0 / 414.8		**SAR 10g:**	0.158 W/kg
Conversion Factors:	.353 / .353 / .353		**SAR Start:**	0.129 W/kg
Type of Modulation:	OFDM		**SAR End:**	0.124 W/kg
Modn. Duty Cycle:	1		**SAR Drift during Scan:**	-3.62 %
Diode Compression Factors (V*200):	20 / 20 / 20		**Probe battery last changed:**	20/05/05
Input Power Level:	Max power		**Extrapolation:**	poly4

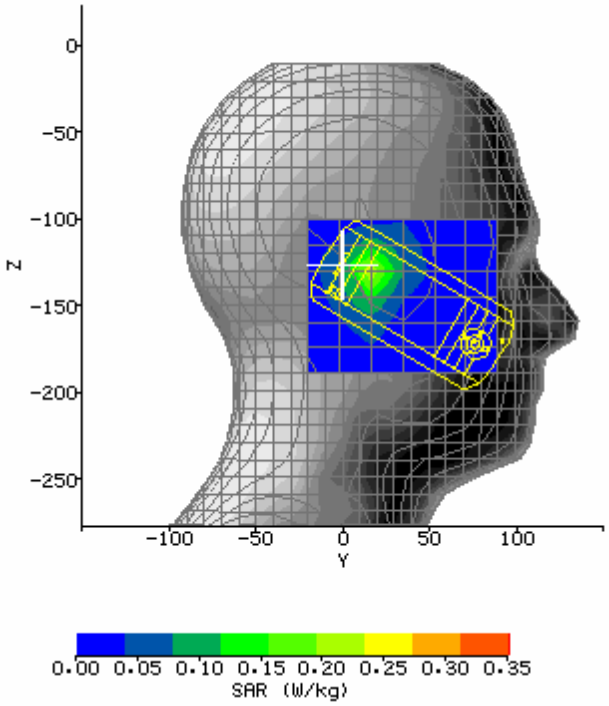

SAR Test WIFI 2450 Side (Bottom Channel, 802.11g)

System / software:	SARA2 / 2.40 VPM		**Input Power Drift:**	0.06dB
Date / Time:	2006-10-15 17:26:05		**DUT Battery Model/No:**	
Filename:	Pebble_2450Body_Side_B.txt		**Probe Serial Number:**	0177
Ambient Temperature:	23.3°C		**Liquid Simulant:**	Body tissue
Device Under Test:	PEBBLE		**Relative Permittivity:**	52.65
Relative Humidity:	59%		**Conductivity:**	1.938
Phantom S/No:	HeadBox75mm.csv		**Liquid Temperature:**	23.2°C
Phantom Rotation:	0°		**Max SAR X-axis Location:**	25.90 mm
DUT Position:	Pebble_2450Body_Side_B		**Max SAR Y-axis Location:**	-19.05 mm
Antenna Configuration:	Build inside		**Max E Field:**	11.39 V/m
Test Frequency:	2450MHz		**SAR 1g:**	0.153 W/kg
Air Factors:	417 / 368 / 414		**SAR 10g:**	0.105 W/kg
Conversion Factors:	.395 / .395 / .395		**SAR Start:**	0.038 W/kg
Type of Modulation:	OFDM		**SAR End:**	0.039 W/kg
Modn. Duty Cycle:	1		**SAR Drift during Scan:**	4.74 %
Diode Compression Factors (V*200):	20 / 20 / 20		**Probe battery last changed:**	20/05/05
Input Power Level:	Max power		**Extrapolation:**	poly4

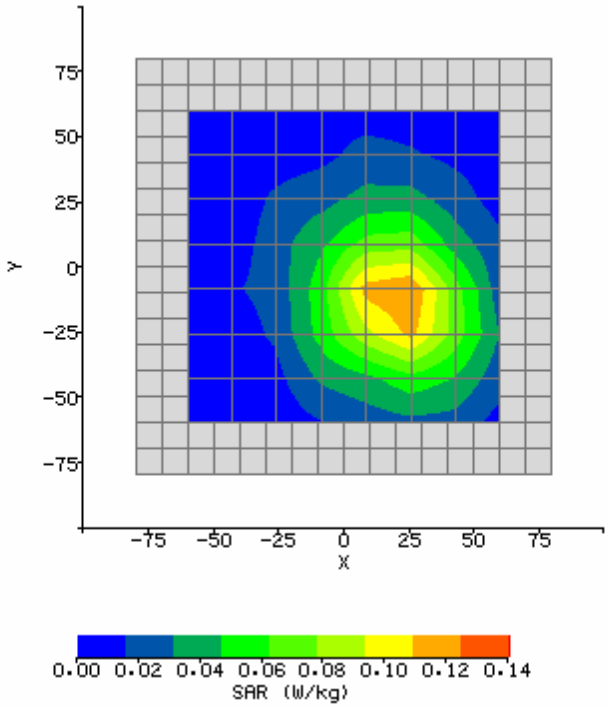

SAR Test WIFI 2450 Side (Middle Channel, 802.11g)

System / software:	SARA2 / 2.40 VPM		**Input Power Drift:**	0.06dB
Date / Time:	2006-10-15 17:40:52		**DUT Battery Model/No:**	
Filename:	Pebble_2450Body_Side_M.txt		**Probe Serial Number:**	0177
Ambient Temperature:	23.3°C		**Liquid Simulant:**	Body tissue
Device Under Test:	PEBBLE		**Relative Permittivity:**	52.65
Relative Humidity:	59%		**Conductivity:**	1.938
Phantom S/No:	HeadBox75mm.csv		**Liquid Temperature:**	23.2°C
Phantom Rotation:	0°		**Max SAR X-axis Location:**	18.86 mm
DUT Position:	Pebble_2450Body_Side_M		**Max SAR Y-axis Location:**	-13.71 mm
Antenna Configuration:	Build inside		**Max E Field:**	10.40 V/m
Test Frequency:	2450MHz		**SAR 1g:**	0.134 W/kg
Air Factors:	417 / 368 / 414		**SAR 10g:**	0.086 W/kg
Conversion Factors:	.395 / .395 / .395		**SAR Start:**	0.026 W/kg
Type of Modulation:	OFDM		**SAR End:**	0.026 W/kg
Modn. Duty Cycle:	1		**SAR Drift during Scan:**	-0.49 %
Diode Compression Factors (V*200):	20 / 20 / 20		**Probe battery last changed:**	20/05/05
Input Power Level:	Max power		**Extrapolation:**	poly4

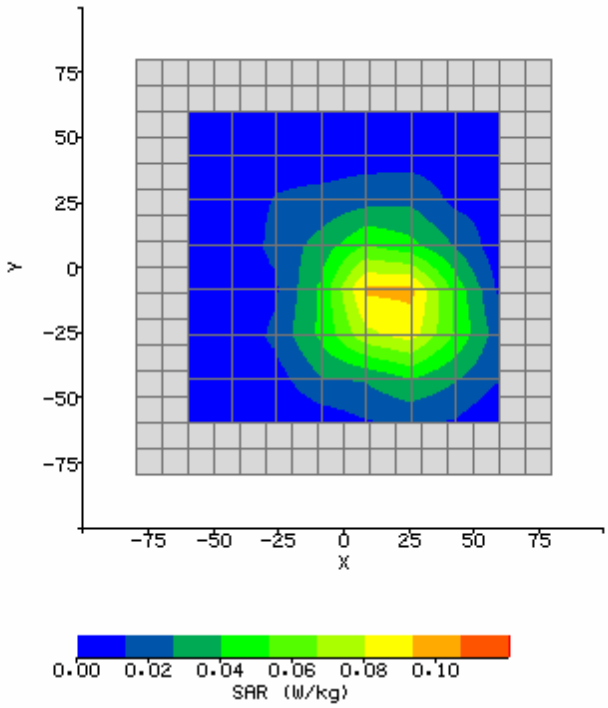

SAR Test WIFI 2450 Side (Top Channel, 802.11g)

System / software:	SARA2 / 2.40 VPM		**Input Power Drift:**	0.06dB
Date / Time:	2006-10-15 17:58:24		**DUT Battery Model/No:**	
Filename:	Pebble_2450Body_Side_T.txt		**Probe Serial Number:**	0177
Ambient Temperature:	23.3°C		**Liquid Simulant:**	Body tissue
Device Under Test:	PEBBLE		**Relative Permittivity:**	52.65
Relative Humidity:	59%		**Conductivity:**	1.938
Phantom S/No:	HeadBox75mm.csv		**Liquid Temperature:**	23.2°C
Phantom Rotation:	0°		**Max SAR X-axis Location:**	20.57 mm
DUT Position:	Pebble_2450Body_Side_T		**Max SAR Y-axis Location:**	-3.24 mm
Antenna Configuration:	Build inside		**Max E Field:**	10.63 V/m
Test Frequency:	2450MHz		**SAR 1g:**	0.136 W/kg
Air Factors:	417 / 368 / 414		**SAR 10g:**	0.089 W/kg
Conversion Factors:	.395 / .395 / .395		**SAR Start:**	0.033 W/kg
Type of Modulation:	OFDM		**SAR End:**	0.032 W/kg
Modn. Duty Cycle:	1		**SAR Drift during Scan:**	-4.73 %
Diode Compression Factors (V*200):	20 / 20 / 20		**Probe battery last changed:**	20/05/05
Input Power Level:	Max power		**Extrapolation:**	poly4

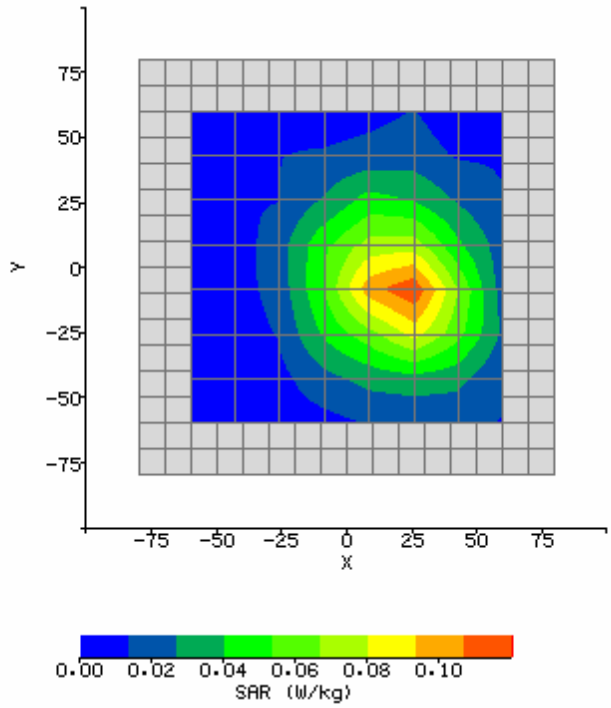

SAR Test WIFI 2450 Side (Top Channel, 802.11g, face to phantom)

System / software:	SARA2 / 2.40 VPM		**Input Power Drift:**	0.04dB
Date / Time:	2006-10-15 18:16:25		**DUT Battery Model/No:**	
Filename:	Pebble_2450Body_Side_T1.txt		**Probe Serial Number:**	0177
Ambient Temperature:	23.3°C		**Liquid Simulant:**	Body tissue
Device Under Test:	PEBBLE		**Relative Permittivity:**	52.65
Relative Humidity:	59%		**Conductivity:**	1.938
Phantom S/No:	HeadBox75mm.csv		**Liquid Temperature:**	23.2°C
Phantom Rotation:	0°		**Max SAR X-axis Location:**	10.29 mm
DUT Position:	Pebble_2450Body_Side_T1		**Max SAR Y-axis Location:**	8.57 mm
Antenna Configuration:	Build inside		**Max E Field:**	8.19 V/m
Test Frequency:	2450MHz		**SAR 1g:**	0.122 W/kg
Air Factors:	417 / 368 / 414		**SAR 10g:**	0.081 W/kg
Conversion Factors:	.395 / .395 / .395		**SAR Start:**	0.035 W/kg
Type of Modulation:	OFDM		**SAR End:**	0.034 W/kg
Modn. Duty Cycle:	1		**SAR Drift during Scan:**	-1.50 %
Diode Compression Factors (V*200):	20 / 20 / 20		**Probe battery last changed:**	20/05/05
Input Power Level:	Max power		**Extrapolation:**	poly4

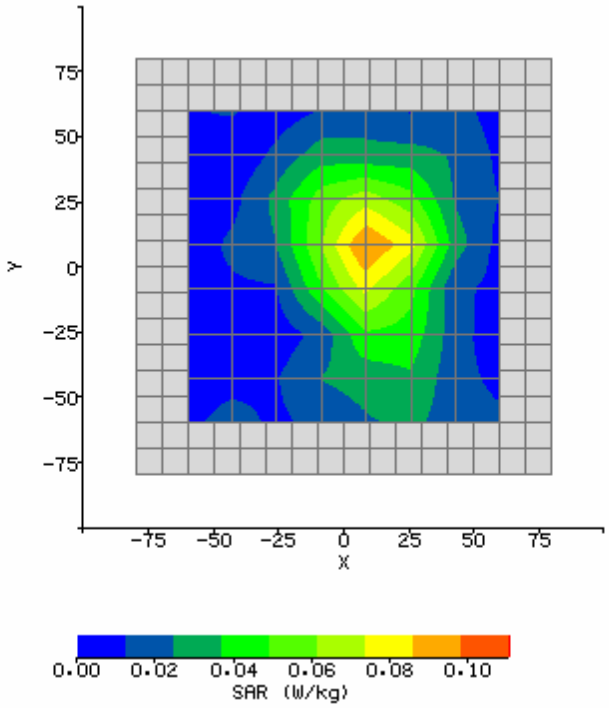

SAR Test WIFI 2450 Side (Top Channel, 802.11g, With Bluetooth)

System / software:	SARA2 / 2.40 VPM		**Input Power Drift:**	0.02dB
Date / Time:	2006-11-16 10:53:10		**DUT Battery Model/No:**	
Filename:	Pebble_2450Body_Side_T2.txt		**Probe Serial Number:**	0177
Ambient Temperature:	23.8°C		**Liquid Simulant:**	Body tissue
Device Under Test:	PEBBLE		**Relative Permittivity:**	52.65
Relative Humidity:	58%		**Conductivity:**	1.940
Phantom S/No:	HeadBox75mm.csv		**Liquid Temperature:**	23.6°C
Phantom Rotation:	0°		**Max SAR X-axis Location:**	-10.29 mm
DUT Position:	Pebble_2450Body_Side_T2		**Max SAR Y-axis Location:**	6.86 mm
Antenna Configuration:	Build inside		**Max E Field:**	8.74 V/m
Test Frequency:	2450MHz		**SAR 1g:**	0.097 W/kg
Air Factors:	417 / 368 / 414		**SAR 10g:**	0.064 W/kg
Conversion Factors:	.395 / .395 / .395		**SAR Start:**	0.029 W/kg
Type of Modulation:	OFDM		**SAR End:**	0.028 W/kg
Modn. Duty Cycle:	1		**SAR Drift during Scan:**	-2.54 %
Diode Compression Factors (V*200):	20 / 20 / 20		**Probe battery last changed:**	20/05/05
Input Power Level:	Max power		**Extrapolation:**	poly4

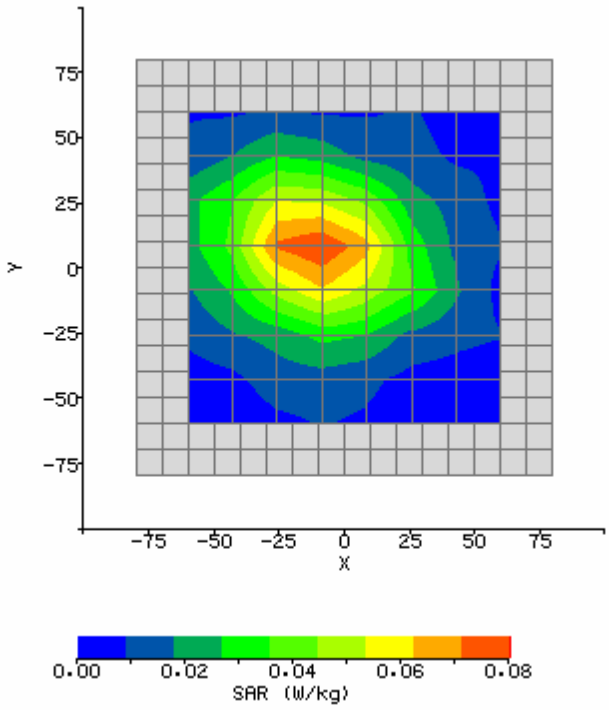

Annex E: System Performance Check Data

System / software:	SARA2 / 2.40 VPM		**Input Power Drift:**	-0.03dB
Date / Time:	2006-10-13 14:15:12		**DUT Battery Model/No:**	
Filename:	System Cheek_Head _850MHz.txt		**Probe Serial Number:**	0177
Ambient Temperature:	23.3°C		**Liquid Simulant:**	Head tissue
Device Under Test:	IXD-090antenna (250mw)		**Relative Permittivity:**	41.07
Relative Humidity:	59%		**Conductivity:**	.977
Phantom S/No:	HeadBox75mm.csv		**Liquid Temperature:**	23.3°C
Phantom Rotation:	0°		**Max SAR Y-axis Location:**	5.35 mm
DUT Position:	850_Head		**Max SAR Z-axis Location:**	-213.02 mm
Antenna Configuration:	IXD-090antenna		**Max E Field:**	47.03 V/m
Test Frequency:	850MHz		**SAR 1g:**	2.632 W/kg
Air Factors:	417.2 / 368.0 / 414.8		**SAR 10g:**	1.753 W/kg
Conversion Factors:	.287 / .287 / .287		**SAR Start:**	0.605 W/kg
Type of Modulation:	/		**SAR End:**	0.596 W/kg
Modn. Duty Cycle:	1		**SAR Drift during Scan:**	-1.51 %
Diode Compression Factors (V*200):	20 / 20 / 20		**Probe battery last changed:**	20/05/05
Input Power Level:	24dBm		**Extrapolation:**	poly4

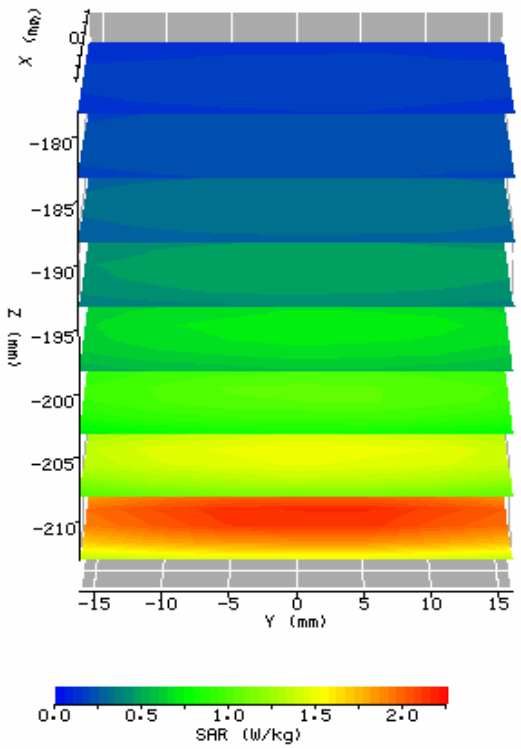

System / software:	SARA2 / 2.40 VPM		**Input Power Drift:**	0.02dB
Date / Time:	2006-10-13 14:20:12		**DUT Battery Model/No:**	
Filename:	System Cheek_Body _850MHz.txt		**Probe Serial Number:**	0177
Ambient Temperature:	23.5°C		**Liquid Simulant:**	Body tissue
Device Under Test:	IXD-090antenna (250mw)		**Relative Permittivity:**	55.05
Relative Humidity:	57%		**Conductivity:**	1.016
Phantom S/No:	HeadBox75mm.csv		**Liquid Temperature:**	23.3°C
Phantom Rotation:	0°		**Max SAR X-axis Location:**	0.00 mm
DUT Position:	850_Body		**Max SAR Y-axis Location:**	0.00 mm
Antenna Configuration:	IXD-090antenna		**Max E Field:**	44.80 V/m
Test Frequency:	850MHz		**SAR 1g:**	2.566 W/kg
Air Factors:	417 / 368 / 414		**SAR 10g:**	1.670W/kg
Conversion Factors:	.271 / .271 / .271		**SAR Start:**	0.538 W/kg
Type of Modulation:	/		**SAR End:**	0.541 W/kg
Modn. Duty Cycle:	1		**SAR Drift during Scan:**	0.52 %
Diode Compression Factors (V*200):	20 / 20 / 20		**Probe battery last changed:**	20/05/05
Input Power Level:	24dBm		**Extrapolation:**	poly4

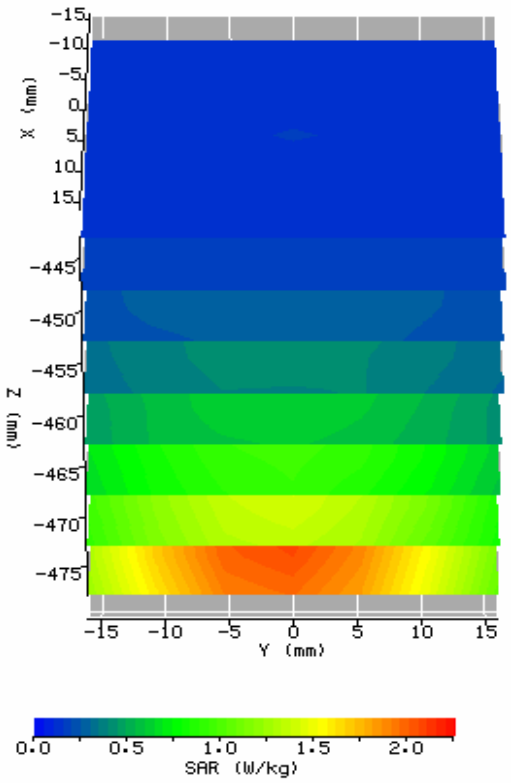

System / software:	SARA2 / 2.40 VPM		**Input Power Drift:**	-0.01dB
Date / Time:	2006-10-14 7:38:15		**DUT Battery Model/No:**	
Filename:	System Cheek_Head _1900MHz.txt		**Probe Serial Number:**	0177
Ambient Temperature:	23.6°C		**Liquid Simulant:**	Head tissue
Device Under Test:	IXD-080antenna (250mw)		**Relative Permittivity:**	40.04
Relative Humidity:	56%		**Conductivity:**	1.396
Phantom S/No:	HeadBox75mm.csv		**Liquid Temperature:**	23.1°C
Phantom Rotation:	0°		**Max SAR Y-axis Location:**	0.00 mm
DUT Position:	1900_Head		**Max SAR Z-axis Location:**	-213.09 mm
Antenna Configuration:	IXD-080antenna		**Max E Field:**	76.86 V/m
Test Frequency:	1900MHz		**SAR 1g:**	10.288 W/kg
Air Factors:	417 / 368 / 414		**SAR 10g:**	5.715 W/kg
Conversion Factors:	.325 / .325 / .325		**SAR Start:**	1.600 W/kg
Type of Modulation:	/		**SAR End:**	1.596 W/kg
Modn. Duty Cycle:	1		**SAR Drift during Scan:**	-0.19 %
Diode Compression Factors (V*200):	20 / 20 / 20		**Probe battery last changed:**	20/05/05
Input Power Level:	24dBm		**Extrapolation:**	poly4

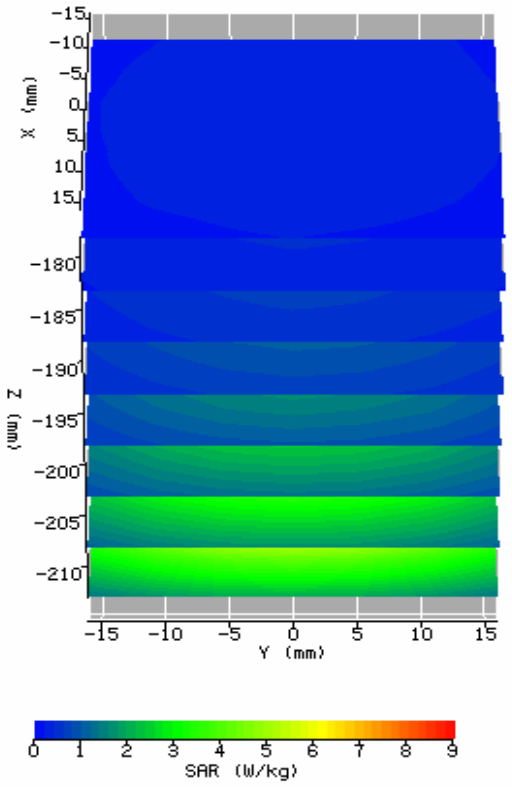

System / software:	SARA2 / 2.40 VPM		**Input Power Drift:**	0.01dB
Date / Time:	2006-10-14 8:05:23		**DUT Battery Model/No:**	
Filename:	System Cheek_Body _1900MHz.txt		**Probe Serial Number:**	0177
Ambient Temperature:	23.6°C		**Liquid Simulant:**	Head tissue
Device Under Test:	IXD-080antenna (250mw)		**Relative Permittivity:**	53.12
Relative Humidity:	57%		**Conductivity:**	1.525
Phantom S/No:	HeadBox75mm.csv		**Liquid Temperature:**	23.0°C
Phantom Rotation:	0°		**Max SAR X-axis Location:**	0.00 mm
DUT Position:	1900_Body		**Max SAR Y-axis Location:**	0.00 mm
Antenna Configuration:	IXD-080antenna		**Max E Field:**	73.06 V/m
Test Frequency:	1900MHz		**SAR 1g:**	10.081 W/kg
Air Factors:	417 / 368 / 414		**SAR 10g:**	5.480 W/kg
Conversion Factors:	.356 / .356 / .356		**SAR Start:**	1.568 W/kg
Type of Modulation:	/		**SAR End:**	1.572 W/kg
Modn. Duty Cycle:	1		**SAR Drift during Scan:**	0.25 %
Diode Compression Factors (V*200):	20 / 20 / 20		**Probe battery last changed:**	20/05/05
Input Power Level:	24dBm		**Extrapolation:**	poly4

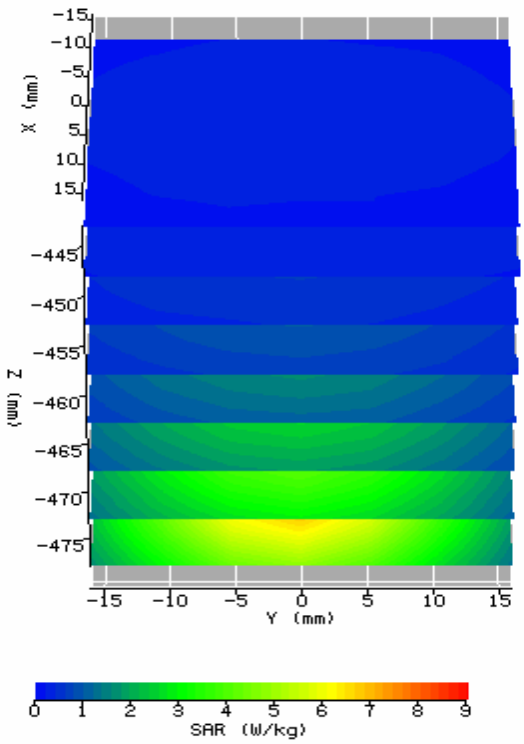

System / software:	SARA2 / 2.40 VPM		**Input Power Drift:**	-0.01dB
Date / Time:	2006-10-15 8:41:32		**DUT Battery Model/No:**	
Filename:	System Cheek_Head _2450MHz.txt		**Probe Serial Number:**	0177
Ambient Temperature:	23.4°C		**Liquid Simulant:**	Head tissue
Device Under Test:	IXD-245antenna (250mw)		**Relative Permittivity:**	39.20
Relative Humidity:	56%		**Conductivity:**	1.789
Phantom S/No:	HeadBox75mm.csv		**Liquid Temperature:**	23.3°C
Phantom Rotation:	0°		**Max SAR Y-axis Location:**	0.00 mm
DUT Position:	2450_Head		**Max SAR Z-axis Location:**	-213.09 mm
Antenna Configuration:	IXD-245antenna		**Max E Field:**	85.69 V/m
Test Frequency:	2450MHz		**SAR 1g:**	13.206 W/kg
Air Factors:	417 / 368 / 414		**SAR 10g:**	7.122 W/kg
Conversion Factors:	.325 / .325 / .325		**SAR Start:**	1.804 W/kg
Type of Modulation:	/		**SAR End:**	1.802 W/kg
Modn. Duty Cycle:	1		**SAR Drift during Scan:**	1.17 %
Diode Compression Factors (V*200):	20 / 20 / 20		**Probe battery last changed:**	20/05/05
Input Power Level:	24dBm		**Extrapolation:**	poly4

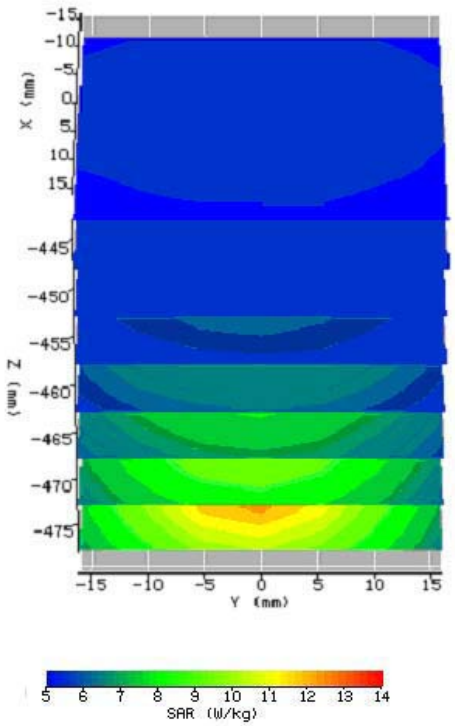
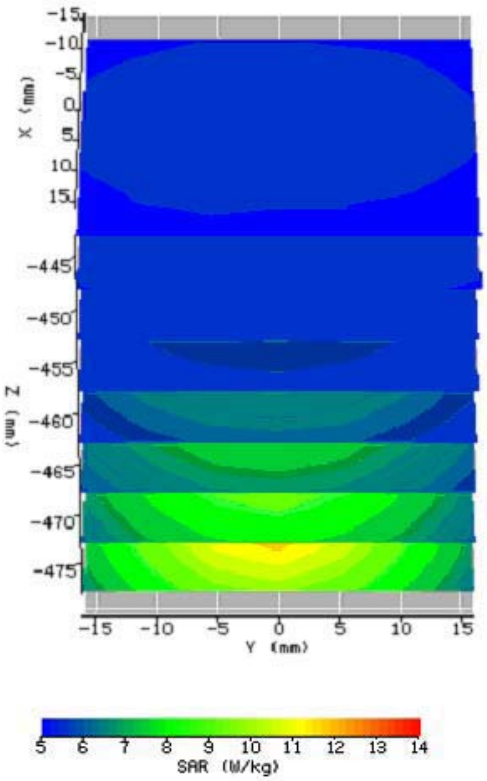
System / software:	SARA2 / 2.40 VPM		**Input Power Drift:**	0.01dB
Date / Time:	2006-10-15 9:29:45		**DUT Battery Model/No:**	
Filename:	System Cheek_Body _2450MHz.txt		**Probe Serial Number:**	0177
Ambient Temperature:	23.4°C		**Liquid Simulant:**	Head tissue
Device Under Test:	IXD-245antenna (250mw)		**Relative Permittivity:**	52.65
Relative Humidity:	57%		**Conductivity:**	1.938
Phantom S/No:	HeadBox75mm.csv		**Liquid Temperature:**	23.2°C
Phantom Rotation:	0°		**Max SAR X-axis Location:**	0.00 mm
DUT Position:	2450_Body		**Max SAR Y-axis Location:**	0.00 mm
Antenna Configuration:	IXD-080antenna		**Max E Field:**	79.08 V/m
Test Frequency:	2450MHz		**SAR 1g:**	13.086 W/kg
Air Factors:	417 / 368 / 414		**SAR 10g:**	6.037 W/kg
Conversion Factors:	.395 / .395 / .395		**SAR Start:**	1.647 W/kg
Type of Modulation:	/		**SAR End:**	1.648 W/kg
Modn. Duty Cycle:	1		**SAR Drift during Scan:**	0.93 %
Diode Compression Factors (V*200):	20 / 20 / 20		**Probe battery last changed:**	20/05/05
Input Power Level:	24dBm		**Extrapolation:**	poly4