- Polarization : Vertical

■ **The test that passed at minimum margin was marked by the frame in the following table.**

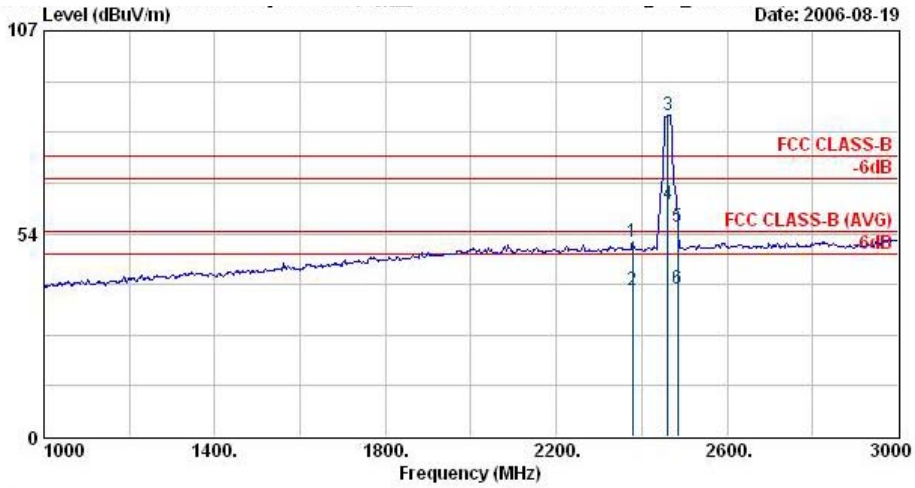

Site : 03CH06-HY
Condition : HF-ANT-060410 VERTICAL
EUT : Smart Phone
Power : 120Vac/60Hz
Model : FR 681418
Memo : 11g Tx_CH11;2462MHz
Plane : E2
Data Rate : 6

	Freq	Level	Over Limit	Limit Line	Read Level	Antenna Factor	Cable Loss	Preamp Factor	Ant Pos	Table Pos	Remark
	MHz	dBuV/m	dB	dBuV/m	dBuV	dB/m	dB	dB	cm	deg	
1	2378.00	51.28	-22.72	74.00	52.24	30.25	4.23	35.44	100	0	Peak
2	2378.00	38.69	-15.31	54.00	39.65	30.25	4.23	35.44	100	153	Average
3 @	2462.00	84.83			85.69	30.29	4.36	35.51	100	0	Peak
4 @	2462.00	61.16			62.04	30.29	4.33	35.49	100	153	Average
5	2484.00	55.19	-18.81	74.00	56.05	30.29	4.36	35.51	100	0	Peak
6	2484.00	38.97	-15.03	54.00	39.83	30.29	4.36	35.51	100	153	Average

Remark: #3 and #4 Fundamental Signal

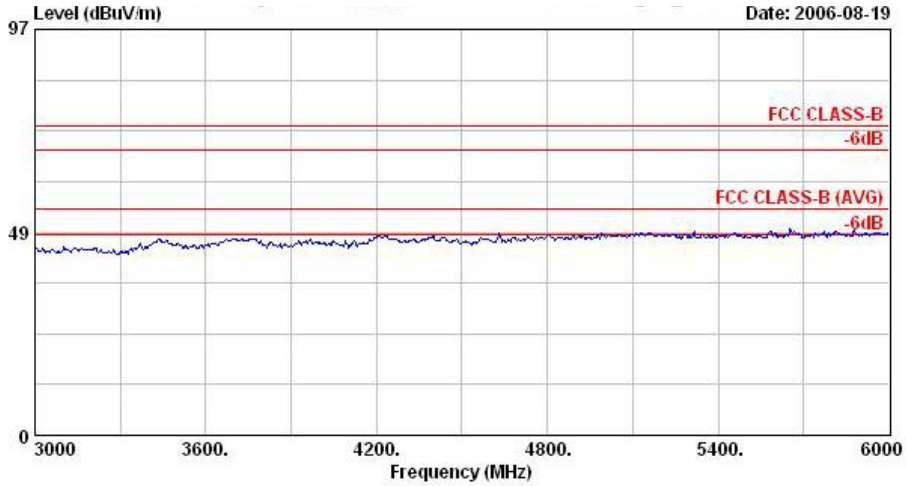

Site : 03CH06-HY
Condition : HF-ANT-060410 VERTICAL
EUT : Smart Phone
Power : 120Vac/60Hz
Model : FR 681418
Memo : 11g Tx_CH11;2462MHz
Plane : E2
Data Rate : 6

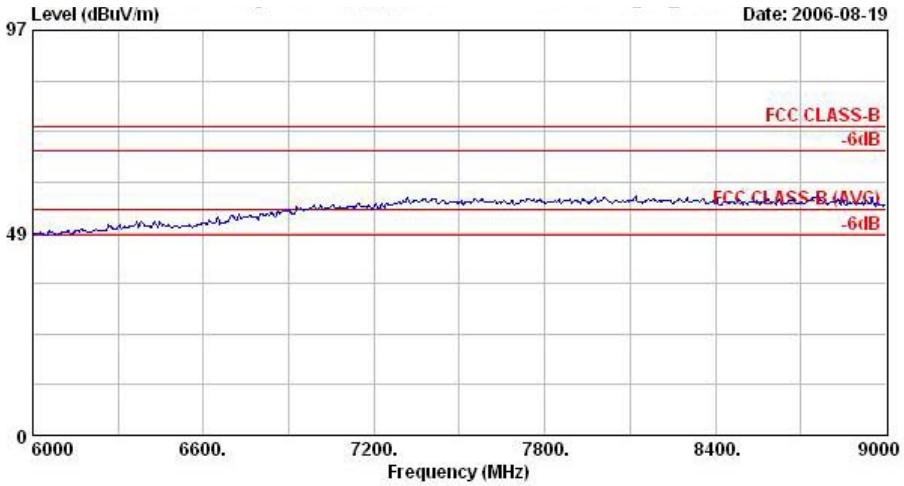

Site : 03CH06-HY
Condition : HF-ANT-060410 VERTICAL
EUT : Smart Phone
Power : 120Vac/60Hz
Model : FR 681418
Memo : 11g Tx_CH11;2462MHz
Plane : E2
Data Rate : 6

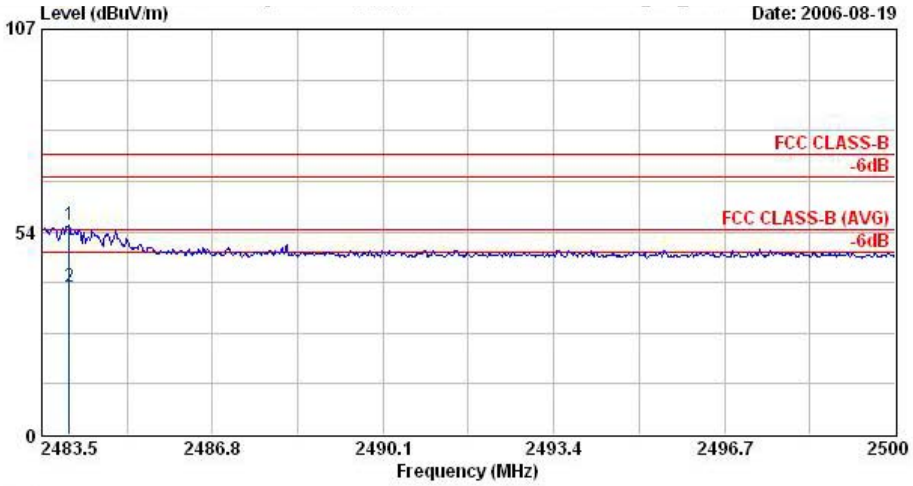

Site : 03CH06-HY
Condition : HF-ANT-060410 VERTICAL
EUT : Smart Phone
Power : 120Vac/60Hz
Model : FR 681418
Memo : 11g Tx_CH11;2462MHz
Plane : E2
Data Rate : 6

	Freq	Level	Over Limit	Limit Line	Read Level	Antenna Factor	Cable Loss	Preamp Factor	Ant Pos	Table Pos	Remark
	MHz	dBuV/m	dB	dBuV/m	dBuV	dB/m	dB	dB	cm	deg	
1	2484.03	55.19	-18.81	74.00	56.05	30.29	4.36	35.51	100	0	Peak
2 @	2484.03	38.97	-15.03	54.00	39.83	30.29	4.36	35.51	100	153	Average

Remark: There is no more obviousl spurious emission except the listings above.

- Test Mode : Mode 7
- Polarization : Horizontal

■ The test that passed at minimum margin was marked by the frame in the following table.

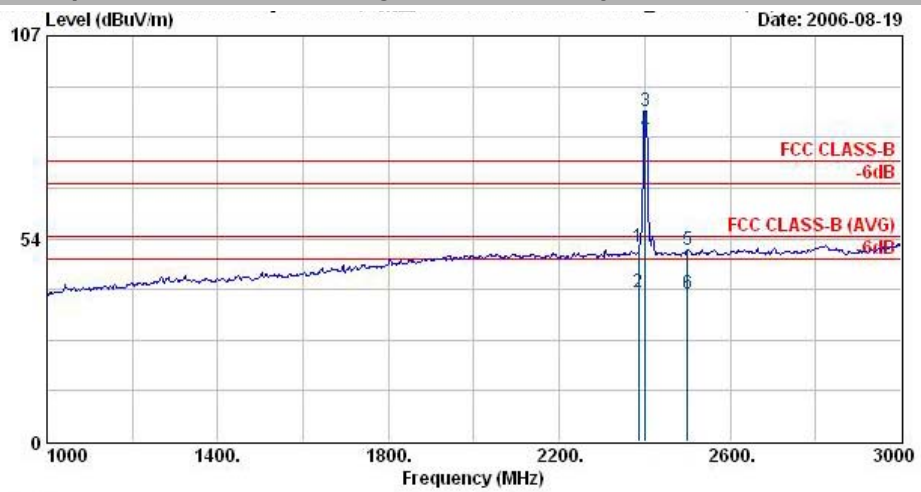

Site : 03CH06-HY
Condition : HF-ANT-060410 HORIZONTAL
EUT : Smart Phone
Power : 120Vac/60Hz
Model : FR 681418
Memo : BT Tx_CH00;2402MHz
Plane : E1
Data Rate : DH5

	Freq	Level	Over Limit	Limit Line	Read Level	Antenna Factor	Cable Loss	Preamp Factor	Ant Pos	Table Pos	Remark
	MHz	dBuV/m	dB	dBuV/m	dBuV	dB/m	dB	dB	cm	deg	
1	2386.00	51.21	-22.79	74.00	52.16	30.26	4.23	35.44	100	360	Peak
2	2386.00	39.23	-14.77	54.00	40.18	30.26	4.23	35.44	100	348	Average
3 @	2402.00	87.24			88.17	30.27	4.26	35.46	100	360	Peak
4 @	2402.00	81.66			82.60	30.26	4.26	35.46	100	348	Average
5	2500.00	50.44	-23.56	74.00	51.28	30.30	4.39	35.53	100	360	Peak
6	2500.00	39.03	-14.97	54.00	39.87	30.30	4.39	35.53	100	348	Average

Remark: #3 and #4 Fundamental Signal

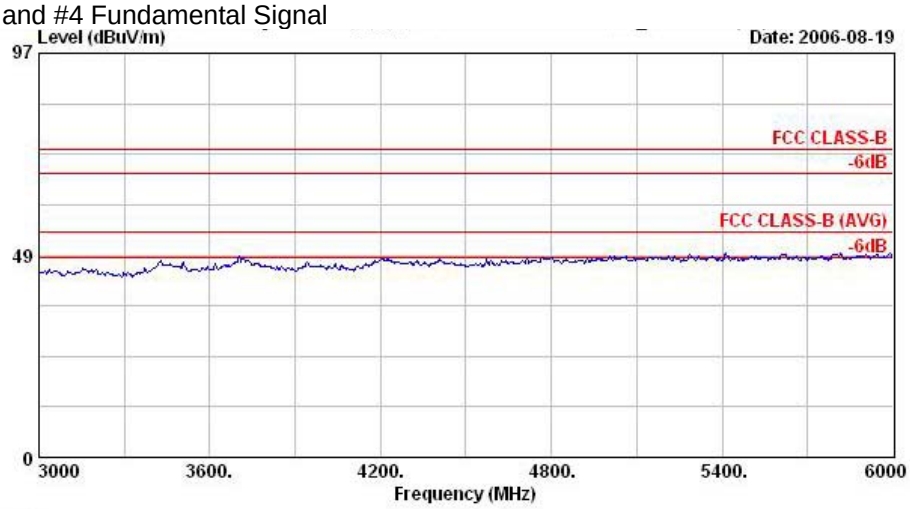

Site : 03CH06-HY
Condition : HF-ANT-060410 HORIZONTAL
EUT : Smart Phone
Power : 120Vac/60Hz
Model : FR 681418
Memo : BT Tx_CH00;2402MHz
Plane : E1
Data Rate : DH5

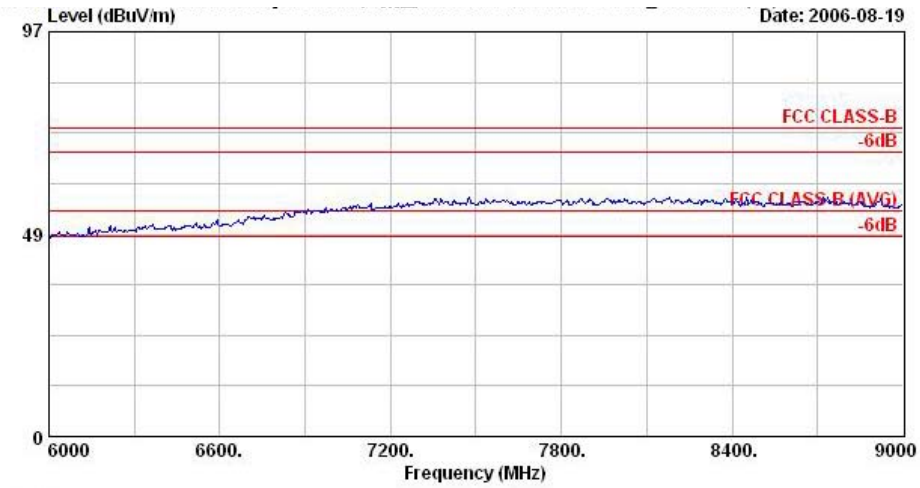

Site : 03CH06-HY
Condition : HF-ANT-060410 HORIZONTAL
EUT : Smart Phone
Power : 120Vac/60Hz
Model : FR 681418
Memo : BT Tx_CH00;2402MHz
Plane : E1
Data Rate : DH5

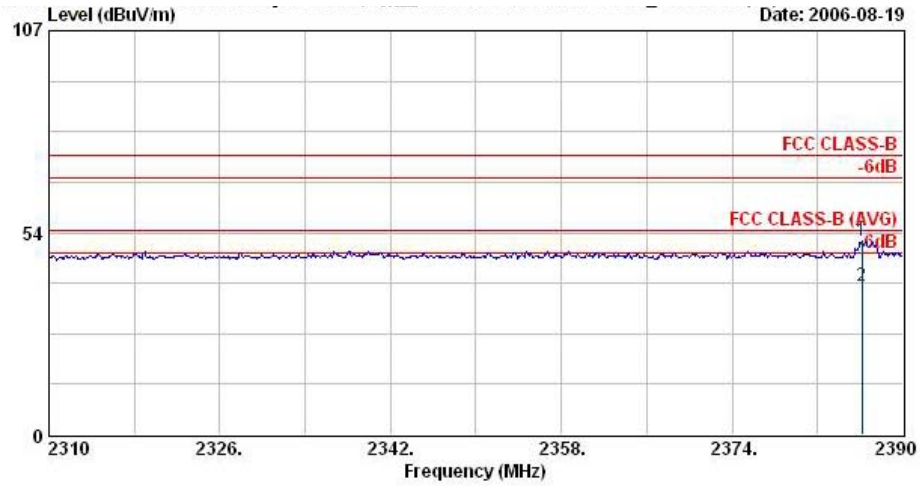

Site : 03CH06-HY
Condition : HF-ANT-060410 HORIZONTAL
EUT : Smart Phone
Power : 120Vac/60Hz
Model : FR 681418
Memo : BT Tx_CH00;2402MHz
Plane : E1
Data Rate : DH5

	Freq	Level	Over Limit	Limit Line	Read Level	Antenna Factor	Cable Loss	Preamp Factor	Ant Pos	Table Pos	Remark
	MHz	dBuV/m	dB	dBuV/m	dBuV	dB/m	dB	dB	cm	deg	
1	2386.16	51.21	-22.79	74.00	52.16	30.26	4.23	35.44	100	0	Peak
2	2386.16	39.23	-14.77	54.00	40.18	30.26	4.23	35.44	100	348	Average

- Polarization : Vertical

■ The test that passed at minimum margin was marked by the frame in the following table.

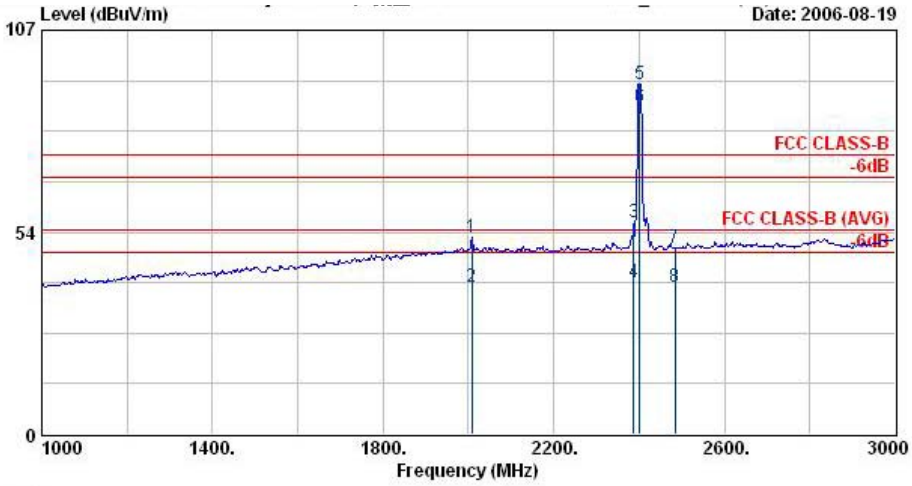

Site : 03CH06-HY
Condition : HF-ANT-060410 VERTICAL
EUT : Smart Phone
Power : 120Vac/60Hz
Model : FR 681418
Memo : BT Tx_CH00;2402MHz
Plane : E1
Data Rate : DH5

	Freq	Level	Over Limit	Limit Line	Read Level	Antenna Factor	Cable Loss	Preamp Factor	Ant Pos	Table Pos	Remark
	MHz	dBuV/m	dB	dBuV/m	dBuV	dB/m	dB	dB	cm	deg	
1	2008.00	52.05	-21.95	74.00	53.35	30.10	3.79	35.19	100	0	Peak
2	2008.00	39.00	-15.00	54.00	40.30	30.10	3.79	35.19	100	325	Average
3	2387.00	56.12	-17.88	74.00	57.07	30.26	4.23	35.44	100	0	Peak
4	2387.00	40.12	-13.88	54.00	41.07	30.26	4.23	35.44	100	325	Average
5 @	2402.00	92.49			93.42	30.27	4.26	35.46	100	0	Peak
6 @	2402.00	86.82			87.76	30.26	4.26	35.46	100	325	Average
7	2484.00	49.46	-24.54	74.00	50.32	30.29	4.36	35.51	100	0	Peak
8	2484.00	38.99	-15.01	54.00	39.85	30.29	4.36	35.51	100	325	Average

Remark: #3 and #4 Fundamental Signal

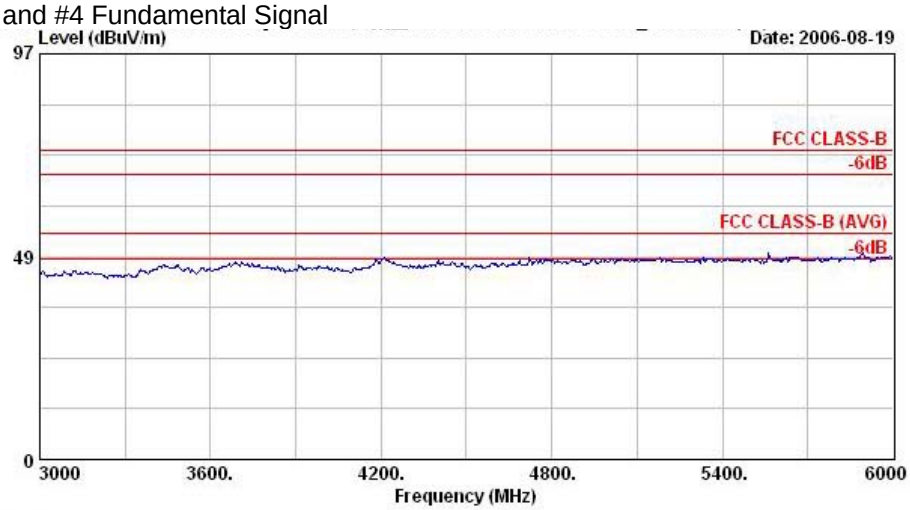

Site : 03CH06-HY
Condition : HF-ANT-060410 VERTICAL
EUT : Smart Phone
Power : 120Vac/60Hz
Model : FR 681418
Memo : BT Tx_CH00;2402MHz
Plane : E1
Data Rate : DH5

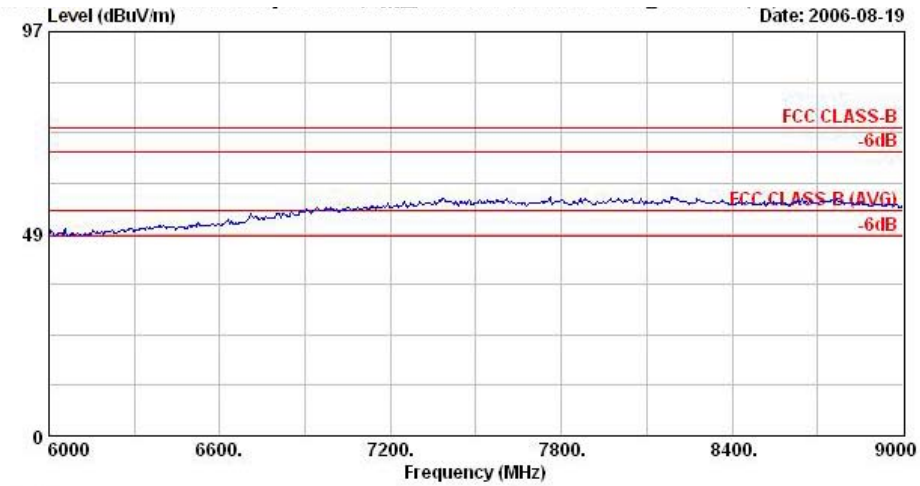

Site : 03CH06-HY
Condition : HF-ANT-060410 VERTICAL
EUT : Smart Phone
Power : 120Vac/60Hz
Model : FR 681418
Memo : BT Tx_CH00;2402MHz
Plane : E1
Data Rate : DH5

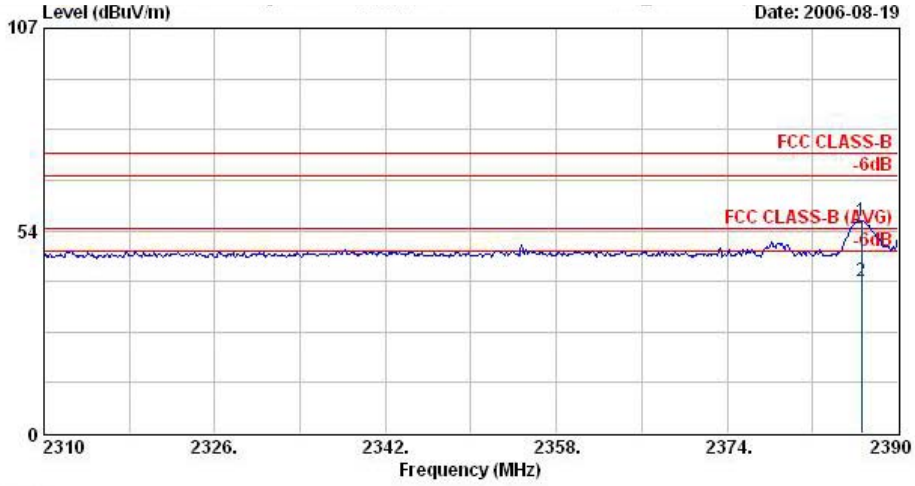

Site : 03CH06-HY
Condition : HF-ANT-060410 VERTICAL
EUT : Smart Phone
Power : 120Vac/60Hz
Model : FR 681418
Memo : BT Tx_CH00;2402MHz
Plane : E1
Data Rate : DH5

	Freq	Level	Over Limit	Limit Line	Read Level	Antenna Factor	Cable Loss	Preamp Factor	Ant Pos	Table Pos	Remark
	MHz	dBuV/m	dB	dBuV/m	dBuV	dB/m	dB	dB	cm	deg	
1	2386.56	56.12	-17.88	74.00	57.07	30.26	4.23	35.44	100	0	Peak
2 @	2386.56	40.12	-13.88	54.00	41.07	30.26	4.23	35.44	100	325	Average

Remark: There is no more obvious spurious emission except the listings above.

- Test Mode : Mode 8
- Polarization : Horizontal

■ The test that passed at minimum margin was marked by the frame in the following table.

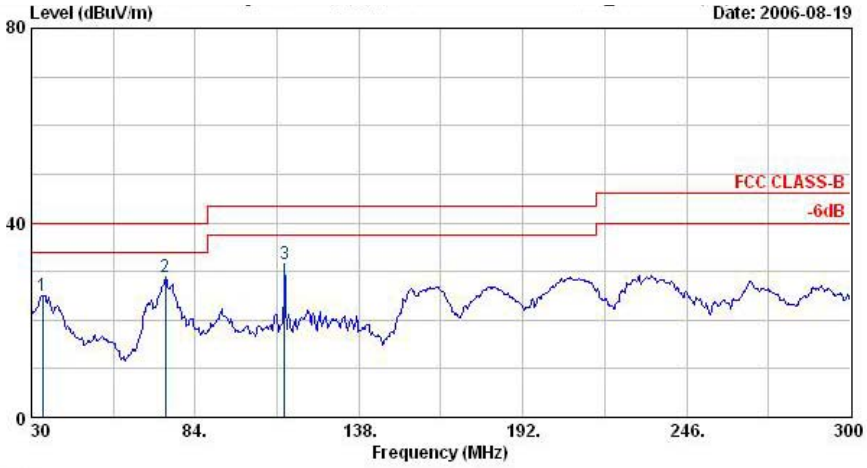

Site : 03CH06-HY
Condition : BI-LOG-2004-1122 HORIZONTAL
EUT : Smart Phone
Power : 120Vac/60Hz
Model : FR 681418
Memo : BT Tx_CH39;2441MHz
Plane : E1
Data Rate : DH5

	Freq	Level	Over Limit	Limit Line	Read Level	Antenna Factor	Cable Loss	Preamp Factor	Ant Pos	Table Pos	Remark
	MHz	dBuV/m	dB	dBuV/m	dBuV	dB/m	dB	dB	cm	deg	
1	33.78	25.05	-14.95	40.00	35.24	17.40	1.04	28.64	400	0	Peak
2 @	74.28	28.74	-11.26	40.00	49.36	6.63	1.45	28.70	100	211	Peak
3	113.43	31.58	-11.92	43.50	46.54	12.04	1.89	28.89	400	0	Peak

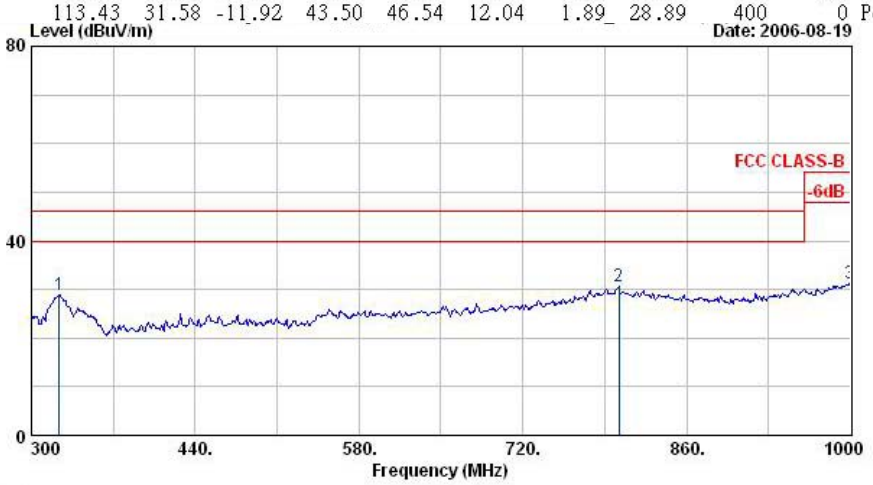

Site : 03CH06-HY
Condition : BI-LOG-2004-1122 HORIZONTAL
EUT : Smart Phone
Power : 120Vac/60Hz
Model : FR 681418
Memo : BT Tx_CH39;2441MHz
Plane : E1
Data Rate : DH5

	Freq	Level	Over Limit	Limit Line	Read Level	Antenna Factor	Cable Loss	Preamp Factor	Ant Pos	Table Pos	Remark
	MHz	dBuV/m	dB	dBuV/m	dBuV	dB/m	dB	dB	cm	deg	
1	323.80	28.99	-17.01	46.00	40.91	13.65	3.38	28.95	100	0	Peak
2	801.90	30.53	-15.47	46.00	31.93	21.86	5.61	28.88	100	0	Peak
3	1000.00	31.14	-22.86	54.00	30.72	22.97	6.24	28.79	100	0	Peak

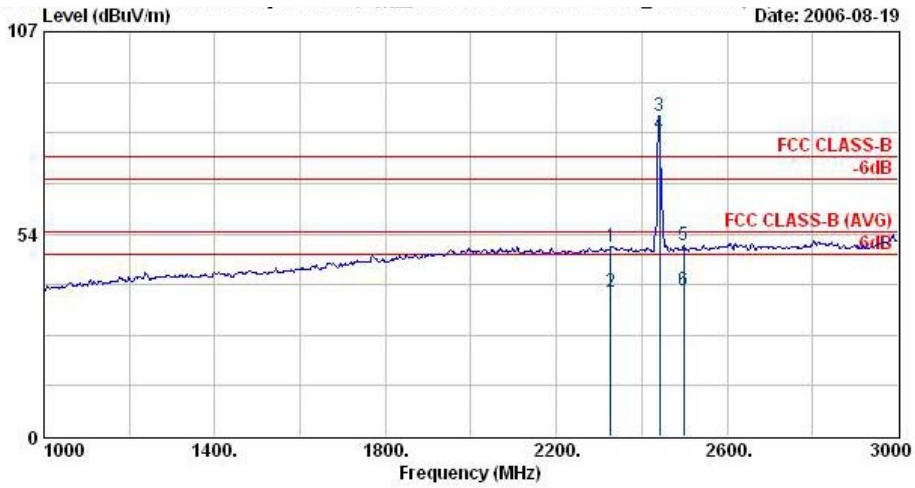

Site : 03CH06-HY
Condition : HF-ANT-060410 HORIZONTAL
EUT : Smart Phone
Power : 120Vac/60Hz
Model : FR 681418
Memo : BT Tx_CH39;2441MHz
Plane : E1
Data Rate : DH5

	Freq	Level	Over Limit	Limit Line	Read Level	Antenna Factor	Cable Loss	Preamp Factor	Ant Pos	Table Pos	Remark
	MHz	dBuV/m	dB	dBuV/m	dBuV	dB/m	dB	dB	cm	deg	
1	2328.00	49.98	-24.02	74.00	50.98	30.23	4.17	35.40	100	0	Peak
2	2328.00	38.38	-15.62	54.00	39.38	30.23	4.17	35.40	100	274	Average
3 @	2441.00	84.64			85.54	30.28	4.29	35.47	100	0	Peak
4 @	2441.00	79.99			80.88	30.28	4.33	35.49	100	274	Average
5	2498.00	50.33	-23.67	74.00	51.17	30.30	4.39	35.53	100	0	Peak
6	2498.00	38.65	-15.35	54.00	39.49	30.30	4.39	35.53	100	274	Average

Remark: #3 and #4 Fundamental Signal

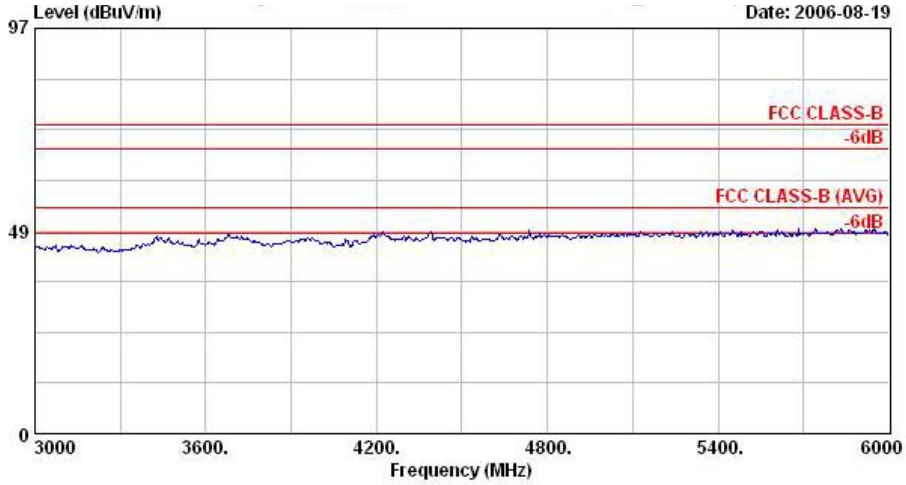

Site : 03CH06-HY
Condition : HF-ANT-060410 HORIZONTAL
EUT : Smart Phone
Power : 120Vac/60Hz
Model : FR 681418
Memo : BT Tx_CH39;2441MHz
Plane : E1
Data Rate : DH5

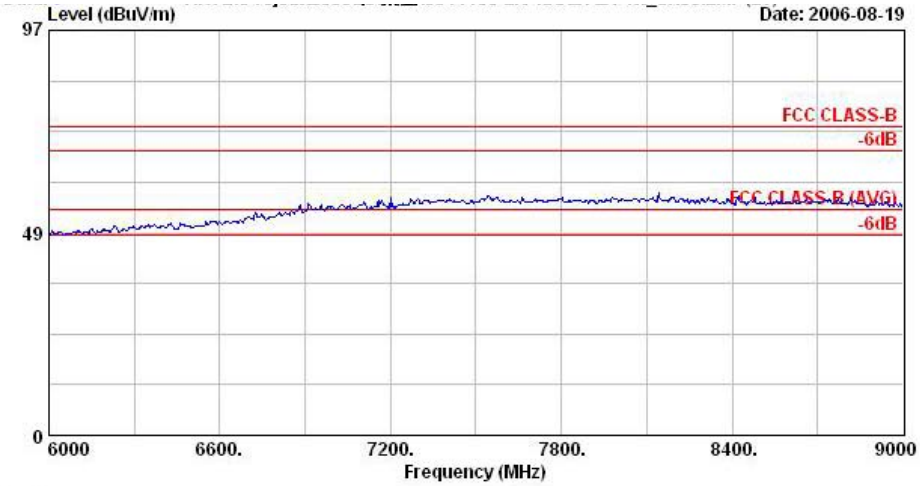

Site : 03CH06-HY
Condition : HF-ANT-060410 HORIZONTAL
EUT : Smart Phone
Power : 120Vac/60Hz
Model : FR 681418
Memo : BT Tx_CH39;2441MHz
Plane : E1
Data Rate : DH5

- Polarization : Vertical

■ The test that passed at minimum margin was marked by the frame in the following table.

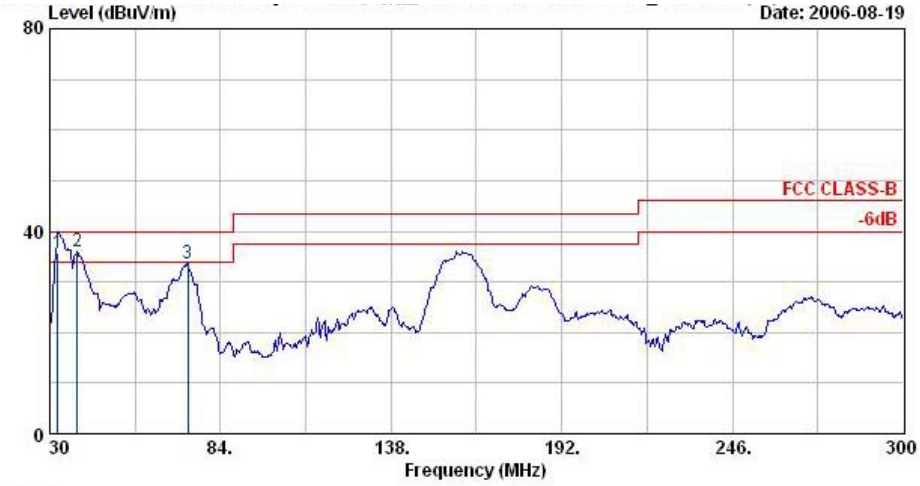

Site : 03CH06-HY
Condition : BI-LOG-2004-1122 VERTICAL
EUT : Smart Phone
Power : 120Vac/60Hz
Model : FR 681418
Memo : BT Tx_CH39;2441MHz
Plane : E1
Data Rate : DH5

	Freq	Level	Over Limit	Limit Line	Read Level	Antenna Factor	Cable Loss	Preamp Factor	Ant Pos	Table Pos	Remark
	MHz	dBuV/m	dB	dBuV/m	dBuV	dB/m	dB	dB	cm	deg	
1 @	32.43	35.61	-4.39	40.00	45.50	17.73	1.01	28.63	100	281	QP
2 @	38.64	35.88	-4.12	40.00	48.04	15.28	1.23	28.66	400	0	Peak
3 @	73.74	33.63	-6.37	40.00	54.35	6.55	1.43	28.70	400	0	Peak

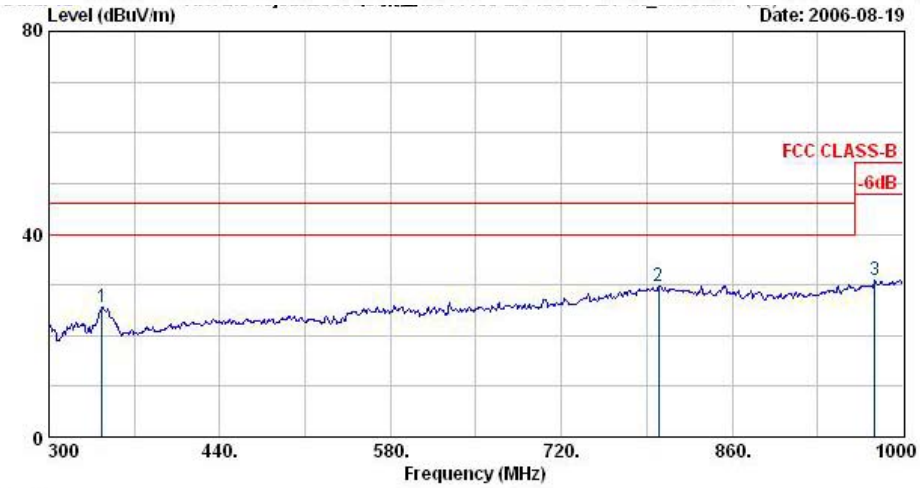

Site : 03CH06-HY
Condition : BI-LOG-2004-1122 VERTICAL
EUT : Smart Phone
Power : 120Vac/60Hz
Model : FR 681418
Memo : BT Tx_CH39;2441MHz
Plane : E1
Data Rate : DH5

	Freq	Level	Over Limit	Limit Line	Read Level	Antenna Factor	Cable Loss	Preamp Factor	Ant Pos	Table Pos	Remark
	MHz	dBuV/m	dB	dBuV/m	dBuV	dB/m	dB	dB	cm	deg	
1	343.40	25.62	-20.38	46.00	36.92	14.22	3.48	29.00	100	0	Peak
2	799.80	29.69	-16.31	46.00	31.04	21.90	5.62	28.87	100	0	Peak
3	976.90	30.96	-23.04	54.00	31.56	22.26	5.96	28.83	100	0	Peak

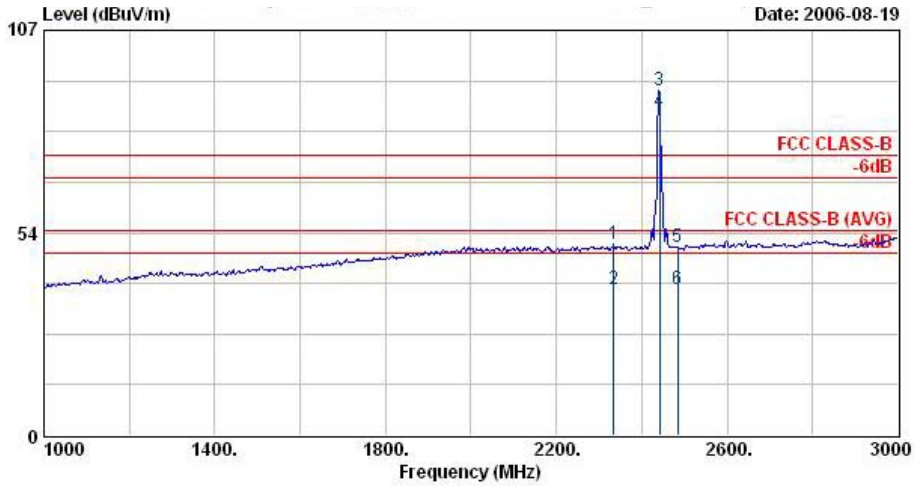

Site : 03CH06-HY
Condition : HF-ANT-060410 VERTICAL
EUT : Smart Phone
Power : 120Vac/60Hz
Model : FR 681418
Memo : BT Tx_CH39;2441MHz
Plane : E1
Data Rate : DH5

	Freq	Level	Over Limit	Limit Line	Read Level	Antenna Factor	Cable Loss	Preamp Factor	Ant Pos	Table Pos	Remark
	MHz	dBuV/m	dB	dBuV/m	dBuV	dB/m	dB	dB	cm	deg	
1	2334.00	50.37	-23.63	74.00	51.38	30.23	4.17	35.40	100	360	Peak
2	2334.00	38.51	-15.49	54.00	39.51	30.23	4.17	35.40	100	252	Average
3 @	2441.00	91.28			92.18	30.28	4.29	35.47	100	360	Peak
4 @	2441.00	85.56			86.45	30.28	4.33	35.49	100	252	Average
5	2484.00	49.84	-24.16	74.00	50.70	30.29	4.36	35.51	100	360	Peak
6	2484.00	38.65	-15.35	54.00	39.51	30.29	4.36	35.51	100	252	Average

Remark: #3 and #4 Fundamental Signal

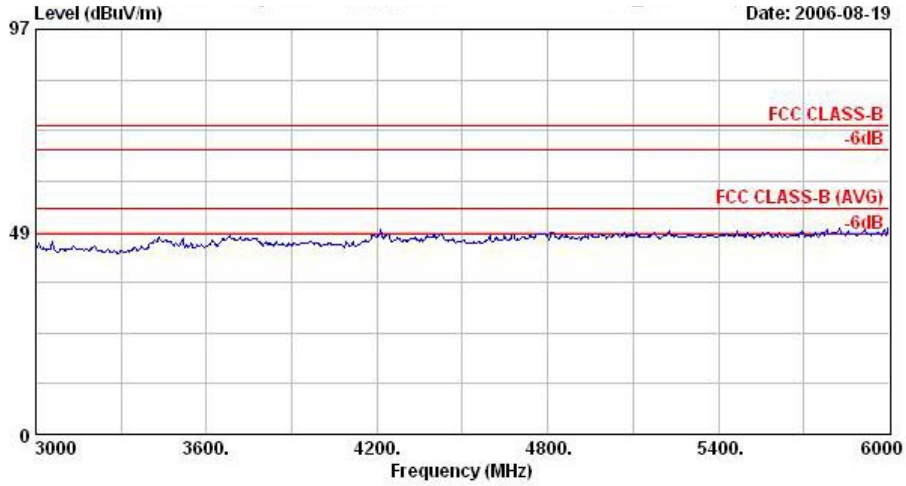

Site : 03CH06-HY
Condition : HF-ANT-060410 VERTICAL
EUT : Smart Phone
Power : 120Vac/60Hz
Model : FR 681418
Memo : BT Tx_CH39;2441MHz
Plane : E1
Data Rate : DH5

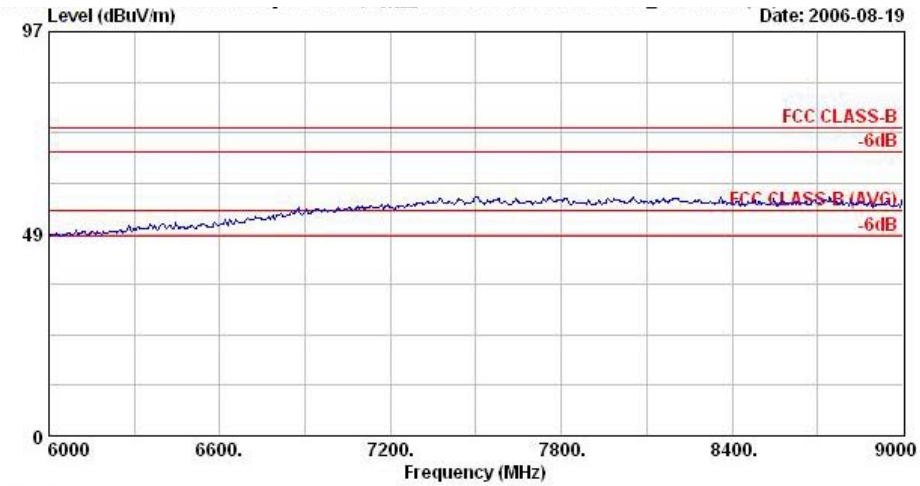

Site : 03CH06-HY
Condition : HF-ANT-060410 VERTICAL
EUT : Smart Phone
Power : 120Vac/60Hz
Model : FR 681418
Memo : BT Tx_CH39;2441MHz
Plane : E1
Data Rate : DH5

Remark: There is no more obvious spurious emission except the listings above.

- Test Mode : Mode 9
- Polarization : Horizontal

■ The test that passed at minimum margin was marked by the frame in the following table.

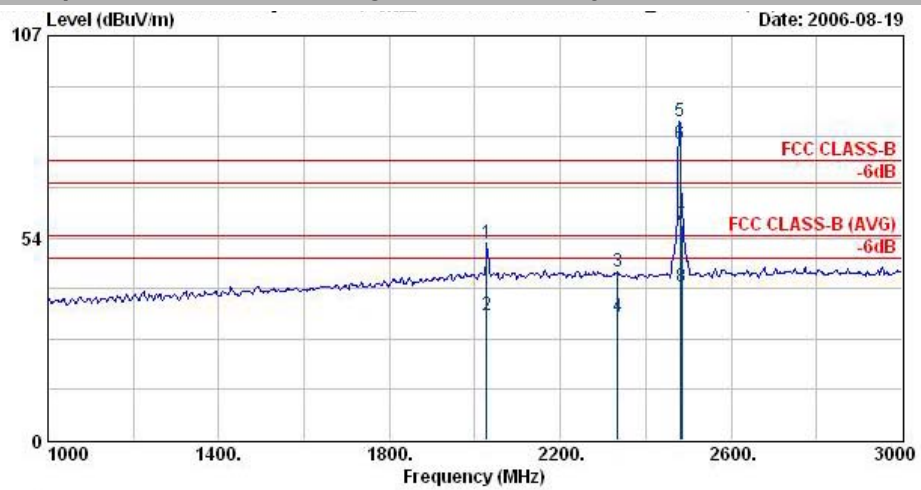

Site : 03CH06-HY
Condition : HF-ANT-060410 HORIZONTAL
EUT : Smart Phone
Power : 120Vac/60Hz
Model : FR 681418
Memo : BT Tx_CH78;2480MHz
Plane : E1
Data Rate : DH5

	Freq	Level	Over Limit	Limit Line	Read Level	Antenna Factor	Cable Loss	Preamp Factor	Ant Pos	Table Pos	Remark
	MHz	dBuV/m	dB	dBuV/m	dBuV	dB/m	dB	dB	cm	deg	
1	2028.00	52.10	-21.90	74.00	53.39	30.11	3.79	35.19	100	0	Peak
2	2028.00	33.10	-20.90	54.00	34.39	30.11	3.79	35.19	100	106	Average
3	2334.00	44.57	-29.43	74.00	45.58	30.23	4.17	35.40	100	0	Peak
4	2334.00	32.54	-21.46	54.00	33.54	30.23	4.17	35.40	100	106	Average
5 @	2480.00	84.36			85.22	30.29	4.36	35.51	100	0	Peak
6 @	2480.00	78.36			79.22	30.29	4.36	35.51	100	106	Average
7	2483.50	57.06	-16.94	74.00	57.92	30.29	4.36	35.51	100	0	Peak
8	2483.50	40.50	-13.50	54.00	41.36	30.29	4.36	35.51	100	106	Average

Remark: #3 and #4 Fundamental Signal

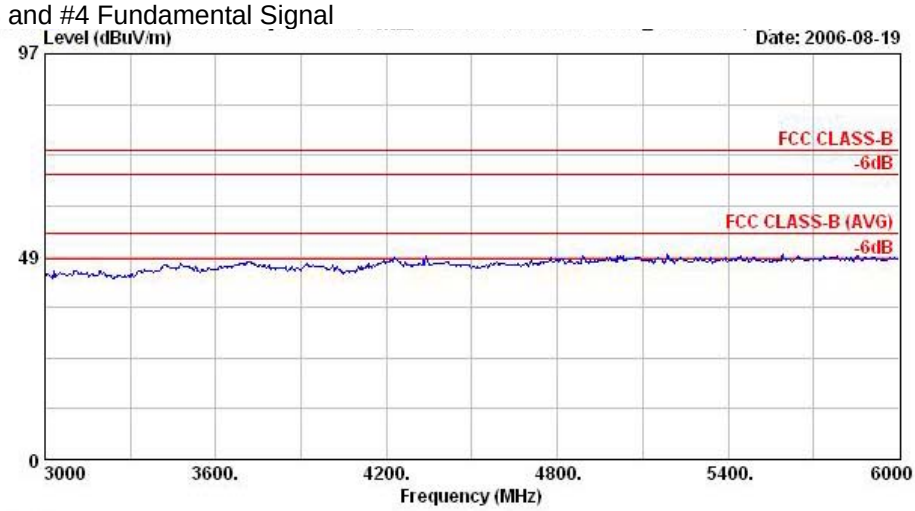

Site : 03CH06-HY
Condition : HF-ANT-060410 HORIZONTAL
EUT : Smart Phone
Power : 120Vac/60Hz
Model : FR 681418
Memo : BT Tx_CH78;2480MHz
Plane : E1
Data Rate : DH5

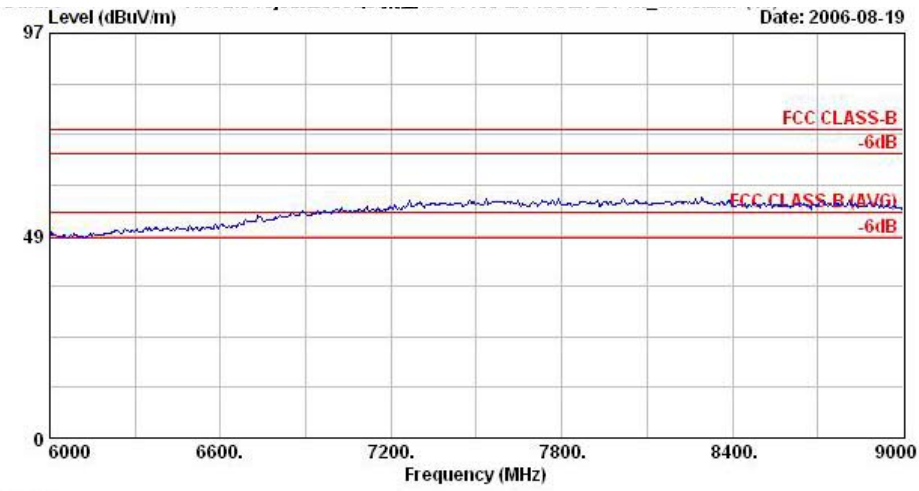

Site : 03CH06-HY
Condition : HF-ANT-060410 HORIZONTAL
EUT : Smart Phone
Power : 120Vac/60Hz
Model : FR 681418
Memo : BT Tx_CH78;2480MHz
Plane : E1
Data Rate : DH5

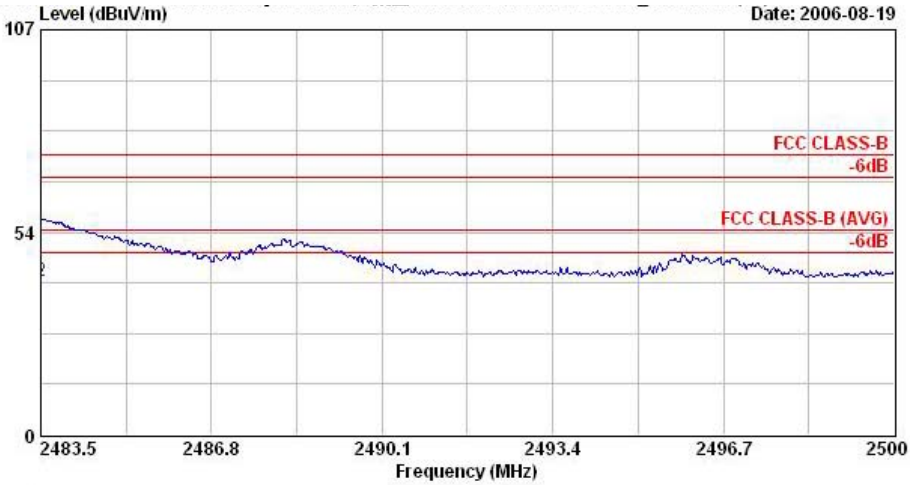

Site : 03CH06-HY
Condition : HF-ANT-060410 HORIZONTAL
EUT : Smart Phone
Power : 120Vac/60Hz
Model : FR 681418
Memo : BT Tx_CH78;2480MHz
Plane : E1
Data Rate : DH5

	Freq	Level	Over Limit	Limit Line	Read Level	Antenna Factor	Cable Loss	Preamp Factor	Ant Pos	Table Pos	Remark
	MHz	dBuV/m	dB	dBuV/m	dBuV	dB/m	dB	dB	cm	deg	
1	2483.50	57.06	-16.94	74.00	57.92	30.29	4.36	35.51	100	0	Peak
2	2483.50	40.50	-13.50	54.00	41.36	30.29	4.36	35.51	100	106	Average

- Polarization : Vertical

■ The test that passed at minimum margin was marked by the frame in the following table.

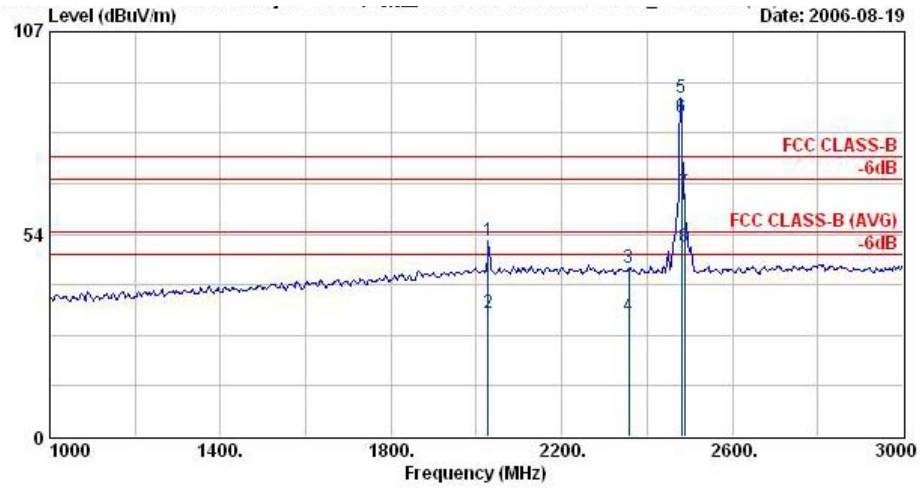

Site : 03CH06-HY
Condition : HF-ANT-060410 VERTICAL
EUT : Smart Phone
Power : 120Vac/60Hz
Model : FR 681418
Memo : BT Tx_CH78;2480MHz
Plane : E1
Data Rate : DH5

	Freq	Level	Over Limit	Limit Line	Read Level	Antenna Factor	Cable Loss	Preamp Factor	Ant Pos	Table Pos	Remark
	MHz	dBuV/m	dB	dBuV/m	dBuV	dB/m	dB	dB	cm	deg	
1	2028.00	51.54	-22.46	74.00	52.83	30.11	3.79	35.19	100	360	Peak
2	2028.00	32.77	-21.23	54.00	34.06	30.11	3.79	35.19	100	260	Average
3	2358.00	44.75	-29.25	74.00	45.72	30.24	4.20	35.42	100	360	Peak
4	2358.00	31.92	-22.08	54.00	32.90	30.24	4.20	35.42	100	260	Average
5 @	2480.00	89.33			90.19	30.29	4.36	35.51	100	360	Peak
6 @	2480.00	84.18			85.04	30.29	4.36	35.51	100	260	Average
7	2488.00	64.38	-9.62	74.00	65.24	30.29	4.36	35.51	100	360	Peak
8 @	2488.00	50.07	-3.93	54.00	50.92	30.30	4.36	35.51	100	260	Average

Remark: #3 and #4 Fundamental Signal

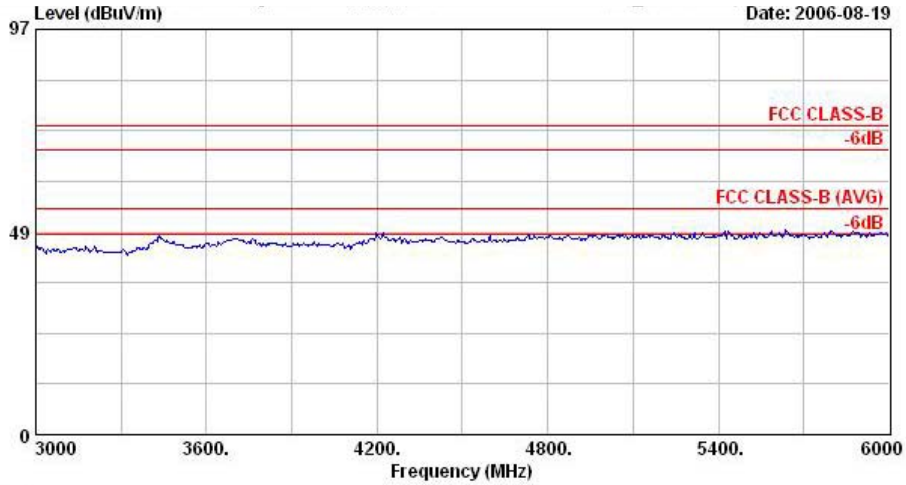

Site : 03CH06-HY
Condition : HF-ANT-060410 VERTICAL
EUT : Smart Phone
Power : 120Vac/60Hz
Model : FR 681418
Memo : BT Tx_CH78;2480MHz
Plane : E1
Data Rate : DH5

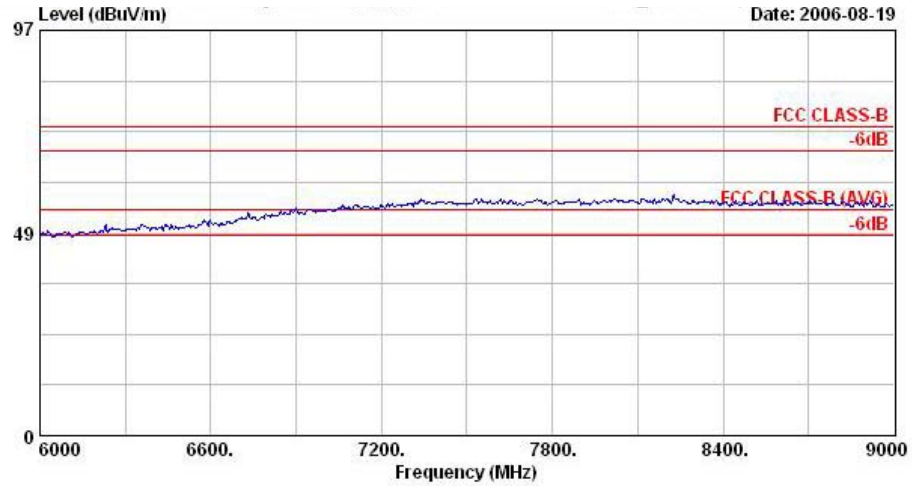

Site : 03CH06-HY
Condition : HF-ANT-060410 VERTICAL
EUT : Smart Phone
Power : 120Vac/60Hz
Model : FR 681418
Memo : BT Tx_CH78;2480MHz
Plane : E1
Data Rate : DH5

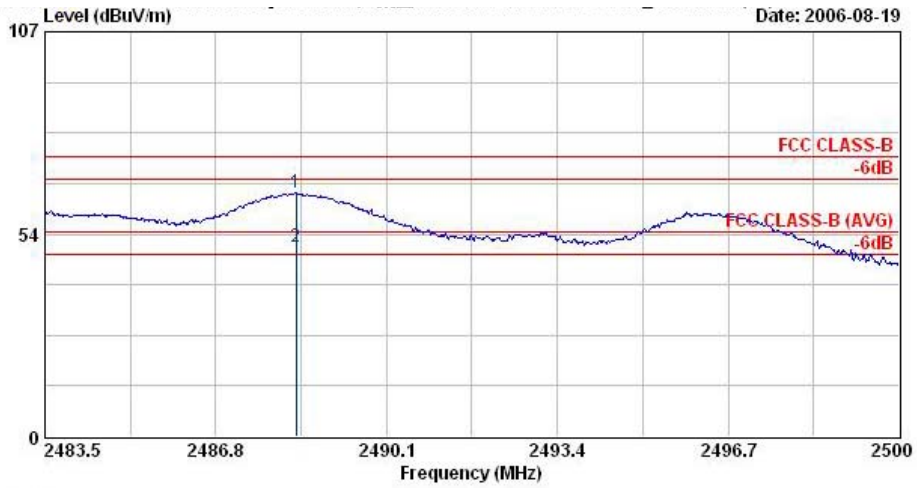

Site : 03CH06-HY
Condition : HF-ANT-060410 VERTICAL
EUT : Smart Phone
Power : 120Vac/60Hz
Model : FR 681418
Memo : BT Tx_CH78;2480MHz
Plane : E1
Data Rate : DH5

	Freq	Level	Over Limit	Limit Line	Read Level	Antenna Factor	Cable Loss	Preamp Factor	Ant Pos	Table Pos	Remark
	MHz	dBuV/m	dB	dBuV/m	dBuV	dB/m	dB	dB	cm	deg	
1	2488.35	64.38	-9.62	74.00	65.23	30.30	4.36	35.51	100	0	Peak
2 @	2488.35	50.07	-3.93	54.00	50.92	30.30	4.36	35.51	100	260	Average

Remark: There is no more obvious spurious emission except the listings above.

5.12 Antenna Requirements

5.12.1 Standard Applicable

For intentional device, according to FCC 47 CFR Section 15.203, an intentional radiator shall be designed to ensure that no other antenna except assembled by the responsible party shall be used with the device.

And according to FCC 47 CFR Section 15.247 (b), if directional gain of transmitting antennas is greater than 6dBi, the power shall be reduced by the same level in dB comparing to gain minus 6dBi.

5.12.2 Antenna Connected Construction

The antennas used in this product are Chip antennas for both WLAN and BT without antenna connector and it is considered to meet antenna requirement of FCC.

5.12.3 Antenna Gain

The antenna gain of EUT is less than 6 dBi. Therefore, it is not necessany to reduce maximum peak output powen limit.

6 List of Measuring Equipments Used

Instrument	Manufacturer	Model No.	Serial No.	Characteristics	Calibration Date	Due Date	Remark
EMC Receiver	R&S	ESCS 30	100174	9kHz – 2.75GHz	Feb. 22, 2006	Feb. 22, 2007	Conduction (CO01-HY)
LISN	MessTec	NNB-2/16Z	2001/009	9kHz – 30MHz	Mar. 29, 2006	Mar. 29, 2007	Conduction (CO01-HY)
LISN (Support Unit)	MessTec	NNB-2/16Z	2001/004	9kHz – 30MHz	Apr. 19, 2006	Apr. 19, 2007	Conduction (CO01-HY)
EMI Filter	LINDGREN	LRE-2060	1004	< 450Hz	N/A	N/A	Conduction (CO01-HY)
EMI Filter	LINDGREN	N6006	201052	0 – 60Hz	N/A	N/A	Conduction (CO01-HY)
RF Cable-CON	Suhner Switzerland	RG223/U	CB029	9kHz – 30MHz	Dec. 22, 2005	Dec. 22, 2006	Conduction (CO01-HY)
Spectrum analyzer	Agilent	E4408B	MY44211030	9KHz-26.5GHz	Jul. 25, 2006	Jul. 24, 2007	Radiation (03CH06-HY)
Receiver	R&S	ESCS30	100356	9KHz-2.75GHz	Jun. 28, 2006	Jun. 27, 2007	Radiation (03CH06-HY)
Controller	CT	SC100	N/A	N/A	N/A	N/A	Radiation (03CH06-HY)
Bilog Antenna	SCHAFFNER	CBL6112B	2885	30MHz -2GHz	Nov. 22, 2004	Nov. 22, 2006	Radiation (03CH06-HY)
Horn Antenna	Com-Power	AH118	071025	1G-18G	Feb. 1, 2005	Feb. 1, 2007	Radiation (03CH06-HY)
SHF-EHF Horn	SCHWARZBECK	BBHA 9170	9170-249	14G - 40G	Jul. 21, 2006	Jul. 20, 2007	Radiation (03CH06-HY)
Amplifier	MITEQ	AMF-6F	997165	26G - 40G	Jul. 21, 2006	Jul. 20, 2007	Radiation (03CH06-HY)
Turn Table	HD	DS 420	420/650/00	0 ~ 360 degree	N/A	N/A	Radiation (03CH06-HY)
Antenna Mast	HD	MA 240	240/560/00	1 m - 4 m	N/A	N/A	Radiation (03CH06-HY)

7 Uncertainty Evaluation

Uncertainty of Conducted Emission Measurement (150kHz ~ 30MHz)

Contribution	Uncertainty of x_i		$u(x_i)$
	dB	Probability Distribution	
Receiver reading	0.10	Normal(k=2)	0.05
Cable loss	0.10	Normal(k=2)	0.05
AMN insertion loss	2.50	Rectangular	0.63
Receiver Spec	1.50	Rectangular	0.43
Site imperfection	1.39	Rectangular	0.80
Mismatch	+0.34/-0.35	U-shape	0.24
combined standard uncertainty Uc(y)	**1.13**		
Measuring uncertainty for a level of confidence of 95% U=2Uc(y)	**2.26**		

Uncertainty of Radiated Emission Measurement (30MHz ~ 1000MHz)

Contribution	Uncertainty of x_i		$u(x_i)$
	dB	Probability Distribution	
Receiver reading	0.41	Normal(k=2)	0.21
Antenna factor calibration	0.83	Normal(k=2)	0.42
Cable loss calibration	0.25	Normal(k=2)	0.13
Pre Amplifier Gain calibration	0.27	Normal(k=2)	0.14
RCV/SPA specification	2.50	Rectangular	0.72
Antenna Factor Interpolation for Frequency	1.00	Rectangular	0.29
Site imperfection	1.43	Rectangular	0.83
Mismatch	+0.39/-0.41	U-shaped	0.28
combined standard uncertainty Uc(y)	**1.27**		
Measuring uncertainty for a level of confidence of 95% U=2Uc(y)	**2.54**		

Uncertainty of Radiated Emission Measurement (1GHz ~ 40GHz)

Contribution	Uncertainty of x_i		$u(x_i)$	Ci	$Ci*u(x_i)$
	dB	Probability Distribution			
Receiver reading	±0.10	Normal(k=1)	0.10	1	0.10
Antenna factor calibration	±1.70	Normal(k=2)	0.85	1	0.85
Cable loss calibration	±0.50	Normal(k=2)	0.25	1	0.25
Receiver Correction	±2.00	Rectangular	1.15	1	1.15
Antenna Factor Directional	±1.50	Rectangular	0.87	1	0.87
Site imperfection	±2.80	Triangular	1.14	1	1.14
Mismatch Receiver VSWR Γ1= 0.197 Antenna VSWR Γ2= 0.194 Uncertainty=20log(1-Γ1*Γ2*Γ3)	+0.34/-0.35	U-shaped	0.244	1	0.244
Combined standard uncertainty Uc(y)	**2.36**				
Measuring uncertainty for a level of confidence of 95% U=2Ue(y)	**4.72**				