XS4 Mini ANSI

E1721

C20M

Internal photos

Version	Date	Changes	Author
1.0	23/05/2022	First version	M.U.

SALTO confidential. Do not copy or **distribute** without permission from SALTO Systems.

Table of contents

1 C20M 3

Control circuit – 227075A 3

Antenna circuit – 221376B1 4

Motor circuit – 221258_1E 5

Battery circuit – 224883A 6

Peripheral interconnection circuit – 224989A 7

SALTO confidential. Do not copy or **distribute** without permission from SALTO Systems.

1 C20M

Control circuit – 227075A



Photo 1: Top view



Photo 2:Bottom view

Antenna circuit – 221376B1



Photo 3: Top view



Photo 4: Bottom view

Motor circuit – 221258_1E



Photo 5: Motor circuit top view



Photo 6: Motor circuit top view



Photo 7: Motor circuit bottom view

Battery circuit – 224883A



Photo 8: Top view



Photo 9: Bottom view

Peripheral interconnection circuit – 224989A

	
Photo 10: Top view	Photo 11: Bottom view

SALTO confidential. Do not copy or **distribute** without permission from SALTO Systems.