DEKRA Testing and Certification, S.A.U.
Parque Tecnológico de Andalucía,
c/ Severo Ochoa nº 2 · 29590 Campanillas · Málaga · España
C.I.F. A29507456

ISED CABid: ES1909
Lab. Company Number: 4621A

Test Report No:
72449RRF.007A1

Partial Test Report

USA FCC Part 15.31, 15.225, 15.247, 15.209
CANADA RSS-210, RSS-247, RSS-Gen

(*) Identification of item tested	XS4 One S Electronic Lock Series including all mechanical variants
(*) Trademark	SALTO
(*) Model and /or type reference	W81M / Type reference: E2131
Other identification of the product	FCC ID: UKCW41M IC: 10088A-W41M
(*) Features	Bluetooth LE HW version: 1.0 SW version: 0174 (Control FW) + 0186 (FUS FW) + 0187 (BLE FW) + 0202 (Motor FW)
Applicant	SALTO SYSTEMS, S.L. Arkotz 9, Polígono Lanbarren 20180, Oiartzun, Guipúzcoa, Spain
Test method requested, standard	USA FCC Part 15.31 (10-1-21 Edition): Measurement standard. USA FCC Part 15.225 (10-1-21 Edition): Operation within the band 13.110 -14.010. USA FCC Part 15.247 (10-1-21) Edition: Operation within the bands 902 - 928 MHz, 2400 -2483.5 MHz, and 5725 - 5850 MHz. USA FCC Part 15.209 (10-1-21) Edition: Radiated emission limits; general requirements. CANADA RSS-210 Issue 10 (December 2019). CANADA RSS-247 Issue 2 (February 2017). CANADA RSS-Gen Issue 5 (March 2019). Guidance for Performing Compliance Measurements on Digital Transmission System, Frequency Hopping Spread Spectrum System, and Hybrid Systems Devices Operating Under Section 15.247 of the FCC Rules. 558074 D01 Meas Guidance v05r02 dated April 2, 2019. ANSI C63.10-2020: American National Standard of Procedures for Compliance Testing of Unlicensed Wireless Devices.
Approved by (name / position & signature)	José Manuel Gómez Galván EMC Consumer & RF Lab. Manager Firmado digitalmente por 53680346W JOSE MANUEL GOMEZ (C:A29507456)
Date of issue	2023-03-13
Report template No	FDT08_24 (*) "Data provided by the client"

Index

Competences and guarantees 3
General conditions 3
Uncertainty 3
Data provided by the client 3
Usage of samples 3
Test sample description 4
Identification of the client 5
Testing period and place 5
Document history 5
Environmental conditions 5
Remarks and comments 5
Testing verdicts 6
Summary 7
Appendix A: Test results. 8

Competences and guarantees

DEKRA Testing and Certification S.A.U. is a testing laboratory accredited by the National Accreditation Body (ENAC - Entidad Nacional de Acreditación), to perform the tests indicated in the Certificate No. 51/LE 147.

DEKRA Testing and Certification S.A.U. is an FCC-recognized accredited testing laboratory with appropriate scope of accreditation that include testing performed in this test report.

DEKRA Testing and Certification S.A.U. is an ISED-recognized accredited testing laboratory, CABid: ES1909, Company Number: 4621A, with the appropriate scope of accreditation that covers the performed tests in this report.

In order to assure the traceability to other national and international laboratories, DEKRA Testing and Certification S.A.U. has a calibration and maintenance program for its measurement equipment.

DEKRA Testing and Certification S.A.U. guarantees the reliability of the data presented in this report, which is the result of the measurements and the tests performed to the item under test on the date and under the conditions stated on the report and, it is based on the knowledge and technical facilities available at DEKRA Testing and Certification S.A.U. at the time of performance of the test.

DEKRA Testing and Certification S.A.U. is liable to the client for the maintenance of the confidentiality of all information related to the item under test and the results of the test.

The results presented in this Test Report apply only to the particular item under test established in this document. **IMPORTANT:** No parts of this report may be reproduced or quoted out of context, in any form or by any means, except in full, without the previous written permission of DEKRA Testing and Certification S.A.U.

General conditions

1. This report is only referred to the item that has undergone the test.
2. This report does not constitute or imply on its own an approval of the product by the Certification Bodies or competent Authorities.
3. This document is only valid if complete; no partial reproduction can be made without previous written permission of DEKRA Testing and Certification S.A.U.
4. This test report cannot be used partially or in full for publicity and/or promotional purposes without previous written permission of DEKRA Testing and Certification S.A.U. and the Accreditation Bodies.

Uncertainty

Uncertainty (factor k=2) was calculated according to the DEKRA Testing and Certification S.A.U. internal document PODT000.

The total uncertainty of the measurement system for the radiated emissions of the EUT is:

From 9 kHz to 30 MHz:	Measurement uncertainty ≤± 3.04 dB.
From 30 MHz to 1 GHz:	Measurement uncertainty ≤± 5.03 dB.
From 1 to 17 GHz:	Measurement uncertainty ≤± 4.32 dB.
From 17 to 26 GHz:	Measurement uncertainty ≤± 4.58 dB.

Data provided by the client

The following data has been provided by the client:

1. Information relating to the description of the sample ("Identification of the item tested", "Trademark", "Model and/or type reference tested").
2. The sample of the model W81M / Type reference: E2131 is a XS4 One S Electronic Lock Series with RFID Mifare (ISO 14443A & ISO 15693 standard based) and Bluetooth LE technology.

DEKRA Testing and Certification S.A.U. declines any responsibility with respect to the information provided by the client and that may affect the validity of result.

Usage of samples

Samples undergoing test have been selected by: The client.

- Sample S/01 is composed of the following elements:

Control Nº	Description	Model	Serial Nº	Reception
72449/011	XS4 One S Electronic Lock	W81M / Type reference: E2131	-	21-10-2022

Sample S/01 has undergone the test(s): The tests indicated in the Appendix A.

Test sample description

Ports……:	Port name and description	Cable					
		Specified max length [m]	Attached during test	Shielded	Coupled to patient(3)		
	-	-	☐	☐	☐		
Supplementary information to the ports……:	-						
Rated power supply ..... :	Voltage and Frequency		Reference poles				
			L1	L2	L3	N	PE
	☐	AC:	☐	☐	☐	☐	☐
	☐	AC:	☐	☐	☐	☐	☐
	☒	DC: 4.5 Vdc (3 x LR03 batteries)					
	☐	DC:					
Rated Power..... :	-						
Clock frequencies..... :	27.12 MHz, 32 MHz, 32.768 KHz						
Other parameters ..... :	N/A						
Software version..... :	0174 (Control FW) + 0186 (FUS FW) + 0187 (BLE FW) + 0202 (Motor FW)						
Hardware version ..... :	1.0						
Dimensions in cm (W x H x D) ... :	4.2 x 28.5 x 1.95 cm						
Mounting position ..... :	☐	Table top equipment					
	☐	Wall/Ceiling mounted equipment					
	☐	Floor standing equipment					
	☐	Hand-held equipment					
	☒	Other: Door mounting					
Modules/parts..... :	Module/parts of test item		Type	Manufacturer			
	SoC + Antenna		BLE	ST + JOHANSON			
Accessories (not part of the test item) ..... :	Description		Type	Manufacturer			
	-		-	-			
Documents as provided by the applicant ..... :	Description		File name	Issue date			
	User manual						
	FW Explanation						

(3) Only for Medical Equipment

Identification of the client

SALTO SYSTEMS, S.L.
Arkotz 9, Polígono Lanbarren, 20180, Oiartzun, Guipúzcoa, Spain

Testing period and place

Test Location	DEKRA Testing and Certification S.A.U.
Date (start)	21-12-2022
Date (finish)	22-12-2022

Document history

Report number	Date	Description
72449RRF.007	2023-02-24	First release.
72449RRF.007A1	2023-03-13	Test report is modified due to a typo. This modification test report cancels and replaces the test report 72449RRF.007.

Environmental conditions

In the control chamber, the following limits were not exceeded during the test:

Temperature	Min. = 15 ºC Max. = 35 ºC
Relative humidity	Min. = 20 % Max. = 75 %

In the semianechoic chamber, the following limits were not exceeded during the test.

Temperature	Min. = 15 ºC Max. = 35 ºC
Relative humidity	Min. = 20 % Max. = 75 %

Remarks and comments

The tests have been performed by the technical personnel: Sergio Carrasco.

Used instrumentation:

Radiated Measurements:

		Last Calibration	Due Calibration
1.	Semianechoic Absorber Lined Chamber ETS LINDGREN FACT 3 200 STP	N/A	N/A
2.	Shielded Room ETS LINDGREN S101	N/A	N/A
3.	Active Loop Antenna HEWLETT PACKARD 11966A	2022-08	2024-08
4.	EMI Test Receiver 2 Hz - 44 GHz, ROHDE AND SCHWARZ ESW44	2021-12	2023-12
5.	AC Power Supply 135/270 V, 5/10/20/40 A ELGAR CS-AC35(351SL)		
6.	Digital Multimeter FLUKE 179	2022-11	2023-11
7.	Biconical/Log Antenna 30 MHz - 6 GHz ETS LINDGREN 3142E	2020-10	2023-10
8.	RF Preamplifier, G>38dB 30MHz-6GHz BONN ELEKTRONIK BLNA 0360-01N	2022-06	2023-06
9.	Digital Multimeter, FLUKE 175	2022-11	2023-11
10.	Horn Antenna 1-18 GHz SCHWARZBECK MESS-ELEKTRONIK BBHA 9120 D	2020-08	2023-08
11.	Horn Antenna 18-40 GHz SCHWARZBECK MESS-ELEKTRONIK BBHA 9170	2020-05	2023-05
12.	RF Preamplifier G>30dB, 1-18GHz BONN ELEKTRONIK BLMA 0118-3A	2022-12	2023-12
13.	Pre-Amplifier G>30dB 17-40GHz BONN ELEKTRONIK BLMA 1840-4A	2022-11	2023-11
14.	EMC/RF Testing SW ROHDE AND SCHWARZ EMC32	N/A	N/A

Testing verdicts

Not applicable:	N/A
Pass:	P
Fail:	F
Not measured:	N/M

Summary

FCC PART 15 PARAGRAPH / RSS-210, RSS-247		
Requirement – Test case	**Verdict**	**Remark**
FCC 15.31 (h), FCC 15.209 (a), 15.225 (d), 15.247 (d) / RSS-Gen 8.9, RSS-210 B.6 (a)(iv), RSS-247 5.5: - Emission limitations radiated (Transmitter)	P	(1)
Supplementary information and remarks: (1) Only Simultaneous Transmission radiated spurious emission test was requested.		

Appendix A: Test results.
Bluetooth Low Energy + NFC 13.56 MHz

INDEX

TEST CONDITIONS 10
Radiated emissions.....14

TEST CONDITIONS

(*) Declared by the Applicant

POWER SUPPLY (*):

Vnominal: 4.5 Vdc

Type of Power Supply: DC (3 x LR03 batteries)

ANTENNA (*):

Type of Antenna for Bluetooth Low Energy: Integral (chip).

Maximum Declared Antenna Gain for Bluetooth Low Energy: +0.5 dBi

Type of Antenna for NFC 13.56 MHz ISO 14443A / ISO 15693: Integral (PCB).

Maximum Declared Antenna Gain for NFC 13.56 MHz ISO 14443A / ISO 15693: N/A

RADIOS AND CHANNELS TESTED:

	Bluetooth Low Energy / DTS	
Mode:	1M (GFSK - 1DH5)	
Channel Spacing:	2 MHz	
Frequency Range:	2402 MHz to 2480 MHz	
Transmit Channel:	Channel	Channel Frequency (MHz)
	37	2402

	NFC 13.56 MHz ISO 14443A / ASK 100%, OOK (subcarrier fc/16)	
Mode:	Single Channel	
Channel Spacing:	Not Applicable	
Frequency Range:	13.553 - 13.567 MHz	
Transmit Channel:	Channel	Channel Frequency (MHz)
	1	13.56

	NFC 13.56 MHz ISO 15693 / ASK 10% - 30%, OOK (subcarrier fc/32)	
Mode:	Single Channel	
Channel Spacing:	Not Applicable	
Frequency Range:	13.553 - 13.567 MHz	
Transmit Channel:	Channel	Channel Frequency (MHz)
	1	13.56

The EUT was tested in the following operating mode:

- Continuous transmission with a modulated carrier at maximum power in all required channels selecting the supported data rates/modulations types.

During transmitter test the EUT was being controlled by the SW tool to operate in a continuous transmit mode on the test channel as required and in each of the different modulation modes.

Selected Transmission Modes for each Radio:

The following configurations were selected based on preliminary testing that identified those corresponding to the worst-cases:

* Bluetooth Low Energy: Transmitter radiated spurious emissions tests were performed with the EUT transmitting 1 Mbps in the Low Channel (2402 MHz).

* NFC 13.56 MHz: Transmitter radiated spurious emissions tests were performed with the EUT transmitting in the Single Channel configuration supported by this radio.

TESTED SIMULTANEOUS TRANSMISSION MODES:

*** Simultaneous Transmission mode Bluetooth, NFC 13.56 MHz ISO 14443A**, with the EUT configured to simultaneously transmit two signals at maximum output power:

Bluetooth Low Energy in 1 Mbps in the Low Channel (CH37: 2402 MHz), NFC 13.56 MHz ISO 14443A single channel.

*** Simultaneous Transmission mode Bluetooth, NFC 13.56 MHz ISO 15693**, with the EUT configured to simultaneously transmit two signals at maximum output power:

Bluetooth Low Energy in 1 Mbps in the Low Channel (CH37: 2402 MHz), NFC 13.56 MHz ISO 15693 single channel.

RADIATED MEASUREMENTS:

All radiated tests were performed in a semi-anechoic chamber. The measurement antenna is situated at a distance of 3 m (Loop antenna for the range between 9 kHz to 30 MHz, Bilog antenna for 30 MHz to 1000 MHz, Double ridge horn antenna 1 GHz-17 GHz and horn antenna 17 GHz-26 GHz), at distance of 1.5 m for the frequency range 17 GHz-26 GHz.

The equipment under test was set up on a non-conductive platform above the ground plane and the situation and orientation was varied to find the maximum radiated emission. It was also rotated 360º and the antenna height was varied from 1 to 4 meters to find the maximum radiated emission.

Measurements were made in both horizontal and vertical planes of polarization.

Radiated measurements setup f < 30 MHz:

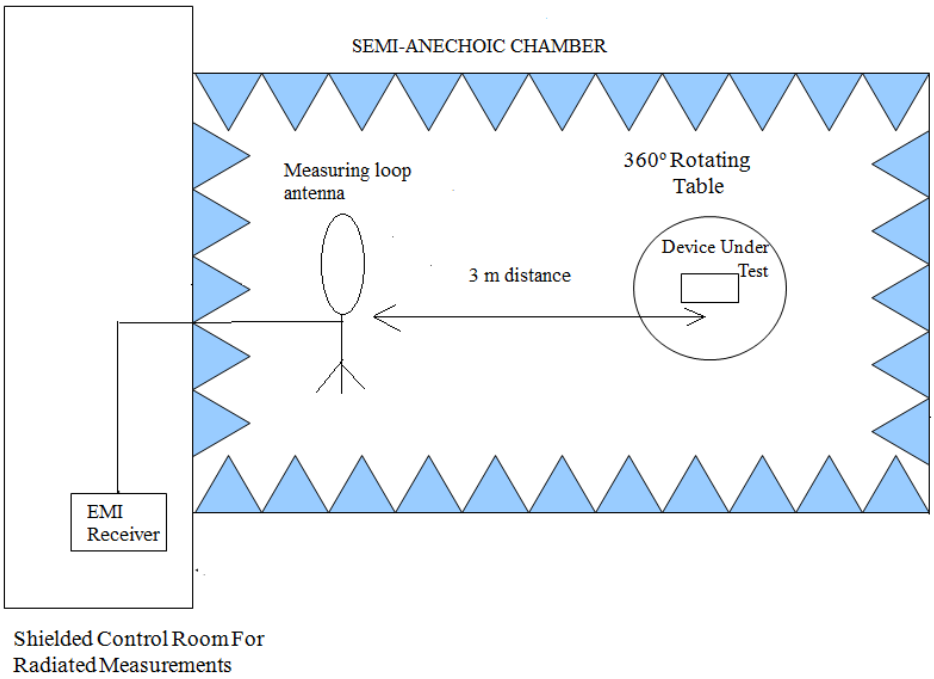

Radiated measurements setup 30 MHz < f < 1 GHz:

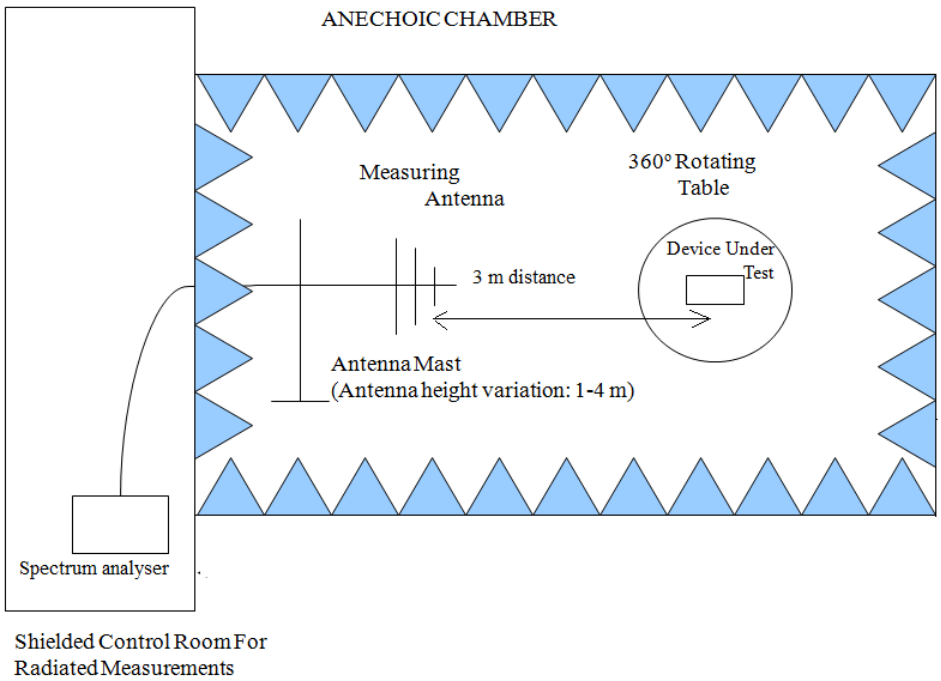

Radiated measurements setup f > 1 GHz up to 17 GHz:

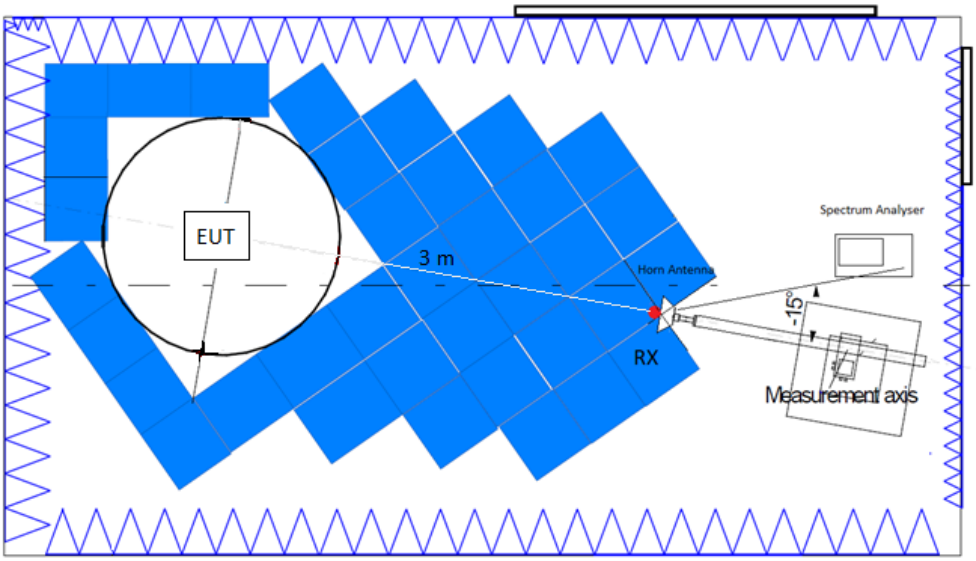

Radiated measurements setup f > 17 GHz:

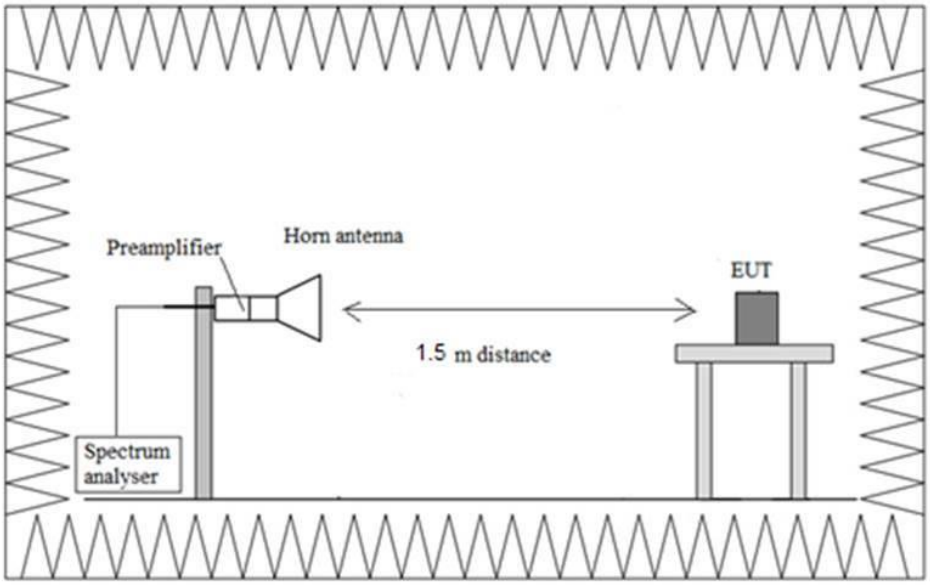

Radiated emissions

SPECIFICATION:

Radiated emissions which fall in the restricted bands, as defined in §15.205(a), appearing outside of the band 13.110 MHz - 14.010 MHz band must also comply with the radiated emission limits specified in §15.209(a) (see §15.205(c) / RSS-Gen):

Frequency Range (MHz)	Field strength (µV/m)	Field strength (dBµV/m)	Measurement distance (m)
0.009-0.490	2400/F(kHz)	-	300
0.490-1.705	24000/F(kHz)	-	30
1.705 - 30.0	30		30
30 - 88	100	40	3
88 - 216	150	43.5	3
216 - 960	200	46	3
960 - 40000	500	54	3

The emission limits shown in the above table are based on measurements employing CISPR quasi-peak detector except for the frequency bands 9-90 kHz, 110-490 kHz and above 1000 MHz. Radiated emission limits in these three bands are based on measurements employing an average detector.

For average radiated emission measurements above 1000 MHz, there is also a limit corresponding to 20 dB above the indicated values in the table is specified when measuring with peak detector function.

RSS-247. Attenuation below the general field strength limits specified in RSS-Gen is not required.

RESULTS:

The situation and orientation was varied to find the maximum radiated emission. It was also rotated 360º and the antenna height was varied from 1 to 4 meters to find the maximum radiated emission.

Measurements were made in both horizontal and vertical planes of polarization.

All tests were performed in a semi-anechoic chamber at a distance of 3 m for the frequency range 9 KHz-17 GHz and at distance of 1.5 m for the frequency range 17 GHz-26 GHz.

The field strength is calculated by adding correction factor to the measured level from the spectrum analyzer. This correction factor includes antenna factor, cable loss and pre-amplifiers gain.

A resolution bandwidth / video bandwidth of 100 kHz / 300 kHz was used for frequencies between 30 MHz up to 1 GHz and 1 MHz / 3 MHz for frequencies above 1 GHz.

Test performed on the following worst-cases in all relevant tests channels.

- **Simultaneous Transmission mode Bluetooth Low Energy, NFC 13.56 MHz ISO 14443A:**

Bluetooth Low Energy:	Low Channel (2402 MHz)
NFC 13.56 MHz ISO 14443A:	Single Channel (13.56 MHz)

Frequency range 9 kHz - 30 MHz:

No spurious frequencies detected at less than 20 dB below the limit.

Frequency range 30 MHz - 1 GHz

No spurious frequencies detected at less than 20 dB below the limit.

Frequency range 1 - 26 GHz

Spurious frequencies with peak levels above the average limit (54 dBµV/m at 3 m) are measured with average detector for checking compliance with the average limit.

No spurious frequencies detected at less than 20 dB below the limit.

Verdict: PASS

FREQUENCY RANGE 9 kHz - 30 MHz (worst-case):

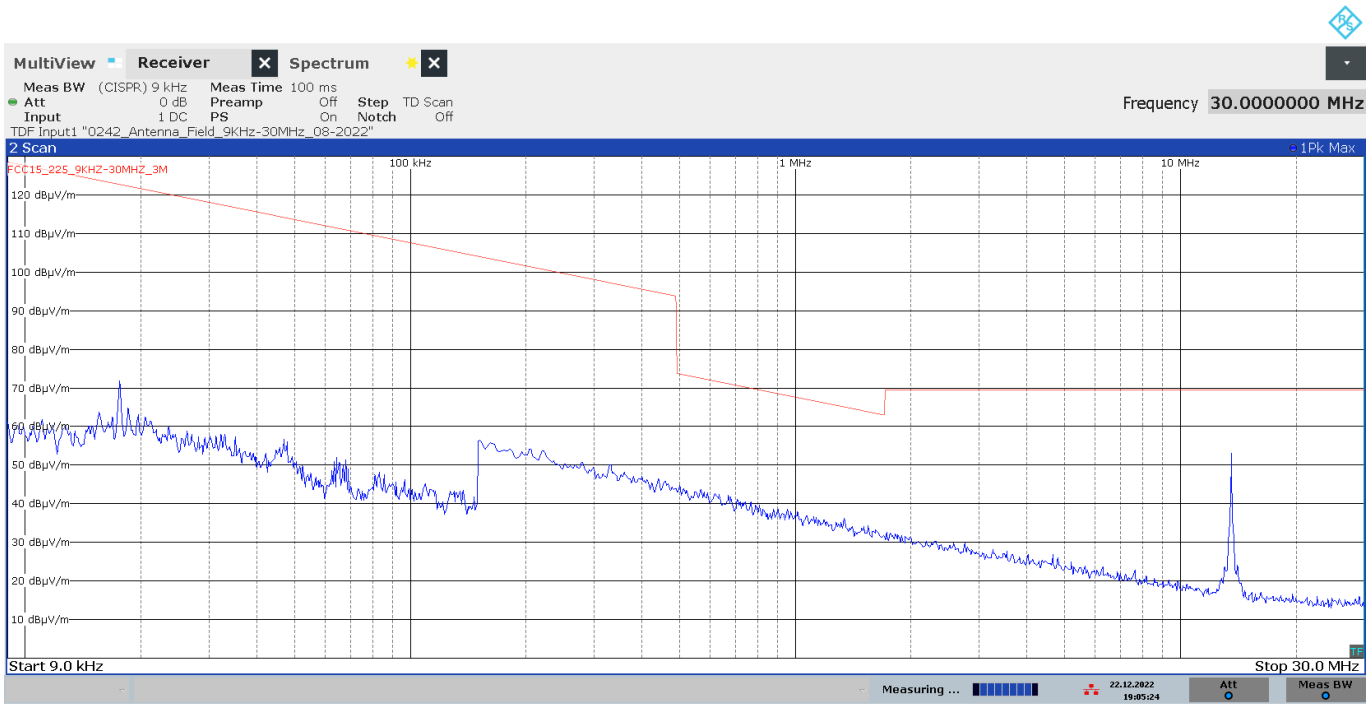

19:05:24 22.12.2022

The highest peak is the NFC 13.56 MHz carrier frequency.

Subrange	Step Size	Detectors	Bandwidth	Sweep Time	Preamp
30 MHz - 1 GHz	30.312 kHz	PK+	100 kHz	1 s	0 dB
1 GHz - 3 GHz	30.769 kHz	PK+ ; AVG	1 MHz	1 s	0 dB
3 GHz - 17 GHz	140 kHz	PK+ ; AVG	1 MHz	1 s	0 dB
17 GHz - 26 GHz	300 kHz	PK+ ; AVG	1 MHz	1 s	0 dB

FREQUENCY RANGE 30 MHz - 1 GHz (worst-case):

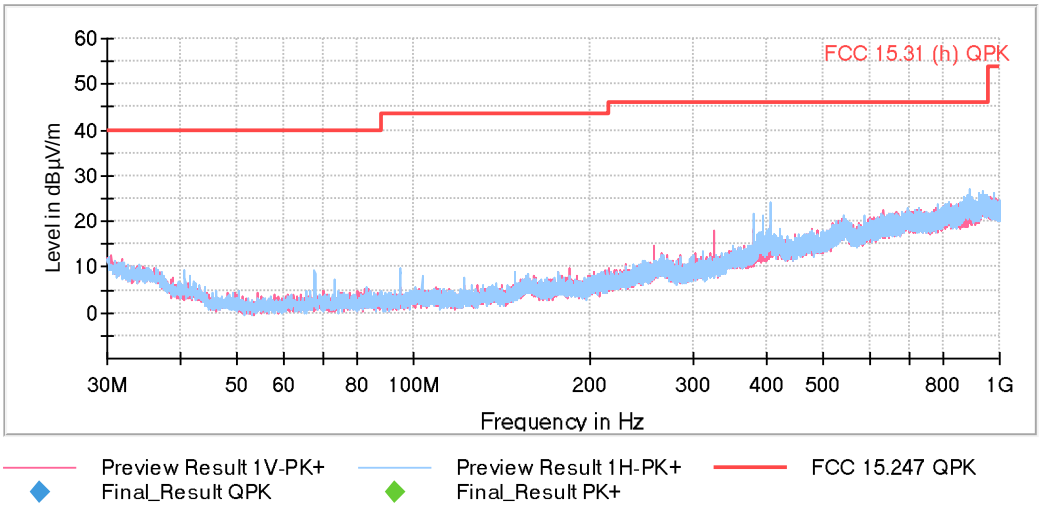

FREQUENCY RANGE 1 - 3 GHz (worst-case):

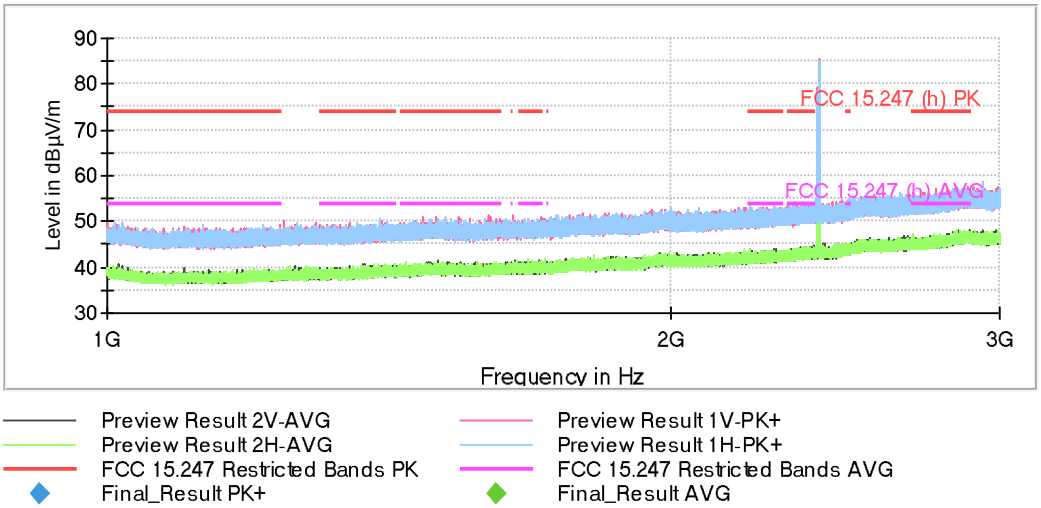

The peak above the limit is the Bluetooth LE carrier frequency.

FREQUENCY RANGE 3 - 17 GHz (worst-case):

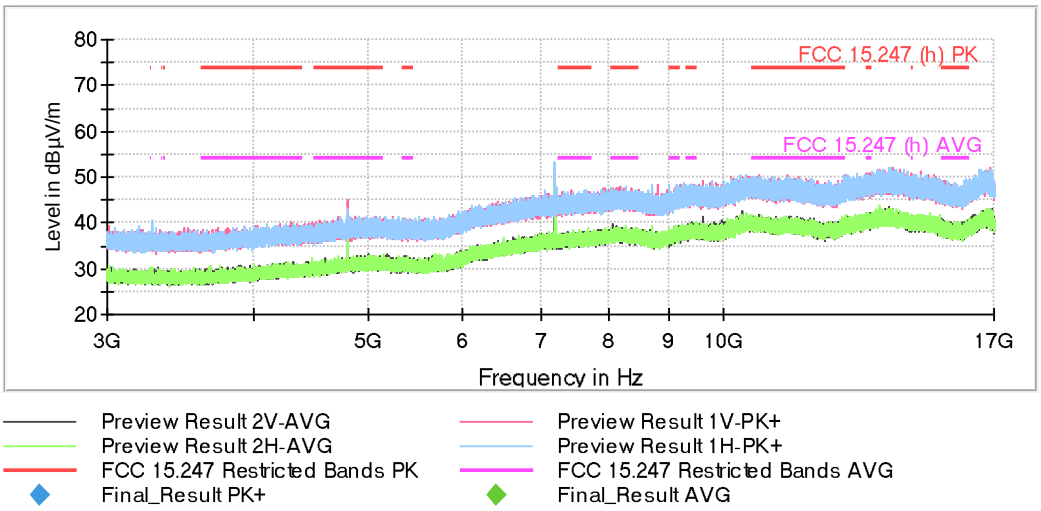

FREQUENCY RANGE 17 - 26 GHz (worst-case):

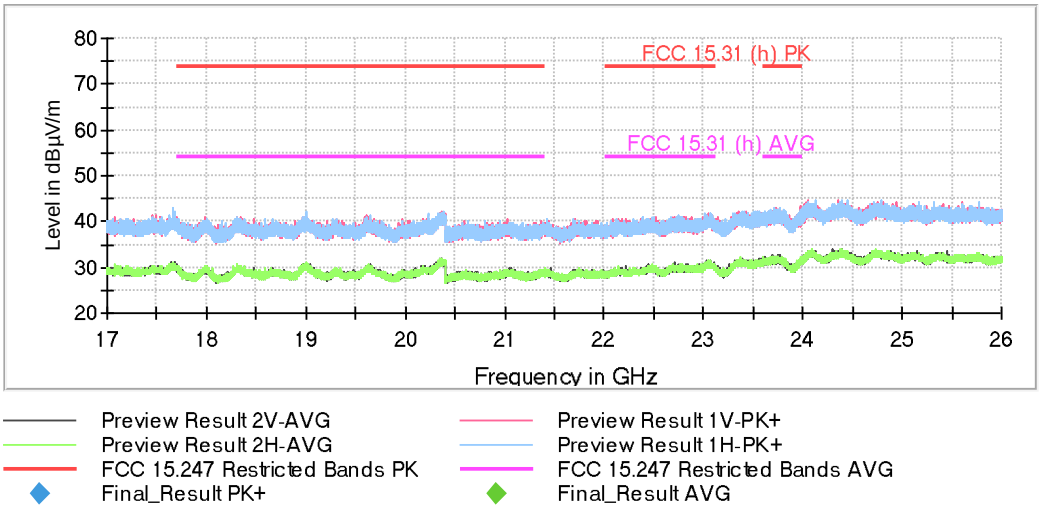

- **Simultaneous Transmission mode Bluetooth Low Energy, NFC 13.56 MHz ISO 15693:**

Bluetooth Low Energy:	Low Channel (2402 MHz)
NFC 13.56 MHz ISO 14443A:	Single Channel (13.56 MHz)

Frequency range 9 kHz - 30 MHz:

No spurious frequencies detected at less than 20 dB below the limit.

Frequency range 30 MHz - 1 GHz

No spurious frequencies detected at less than 20 dB below the limit.

Frequency range 1 - 26 GHz

Spurious frequencies with peak levels above the average limit (54 dBµV/m at 3 m) are measured with average detector for checking compliance with the average limit.

No spurious frequencies detected at less than 20 dB below the limit.

Verdict: PASS

FREQUENCY RANGE 9 kHz - 30 MHz (worst-case):

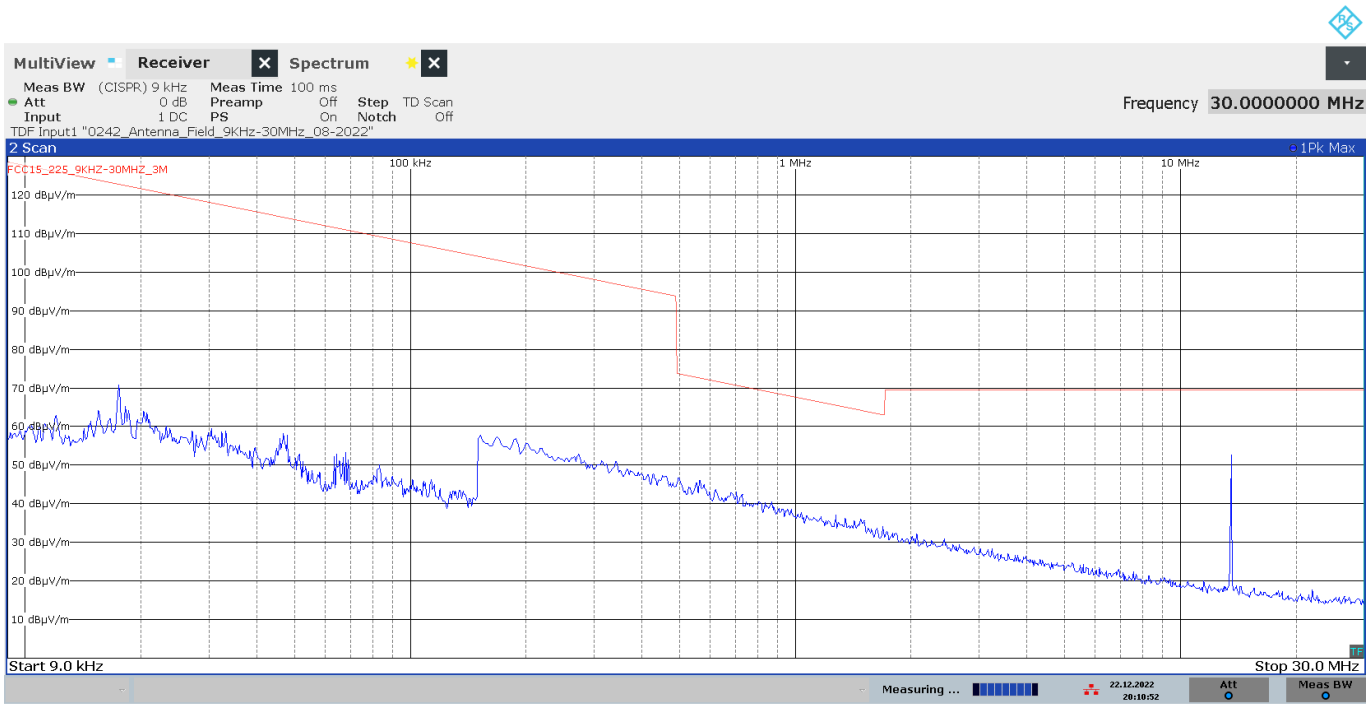

20:10:52 22.12.2022

The highest peak is the NFC 13.56 MHz carrier frequency.

Subrange	Step Size	Detectors	Bandwidth	Sweep Time	Preamp
30 MHz - 1 GHz	30.312 kHz	PK+	100 kHz	1 s	0 dB
1 GHz - 3 GHz	30.769 kHz	PK+ ; AVG	1 MHz	1 s	0 dB
3 GHz - 17 GHz	140 kHz	PK+ ; AVG	1 MHz	1 s	0 dB
17 GHz - 26 GHz	300 kHz	PK+ ; AVG	1 MHz	1 s	0 dB

FREQUENCY RANGE 30 MHz - 1 GHz (worst-case):

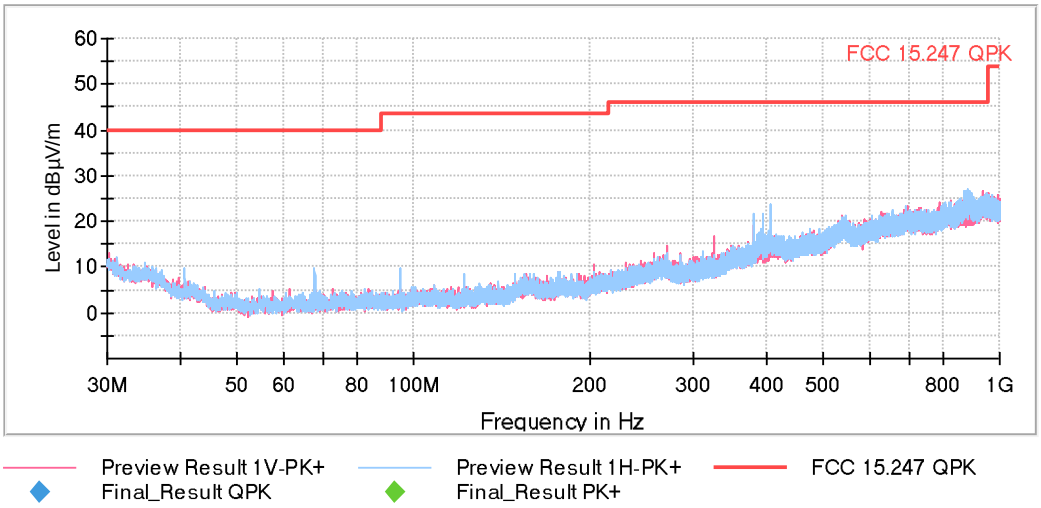

FREQUENCY RANGE 1 - 3 GHz (worst-case):

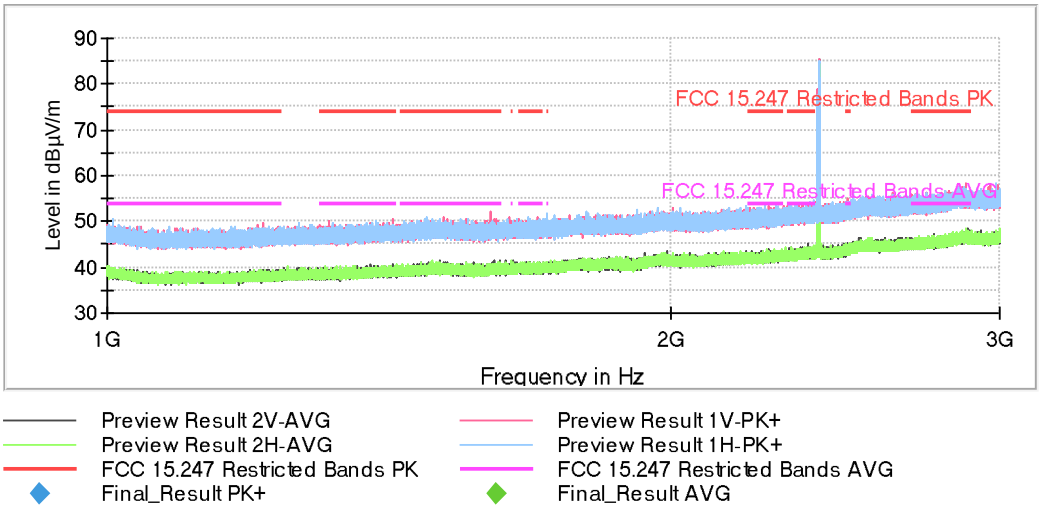

The peak above the limit is the Bluetooth LE carrier frequency.

FREQUENCY RANGE 3 - 17 GHz (worst-case):

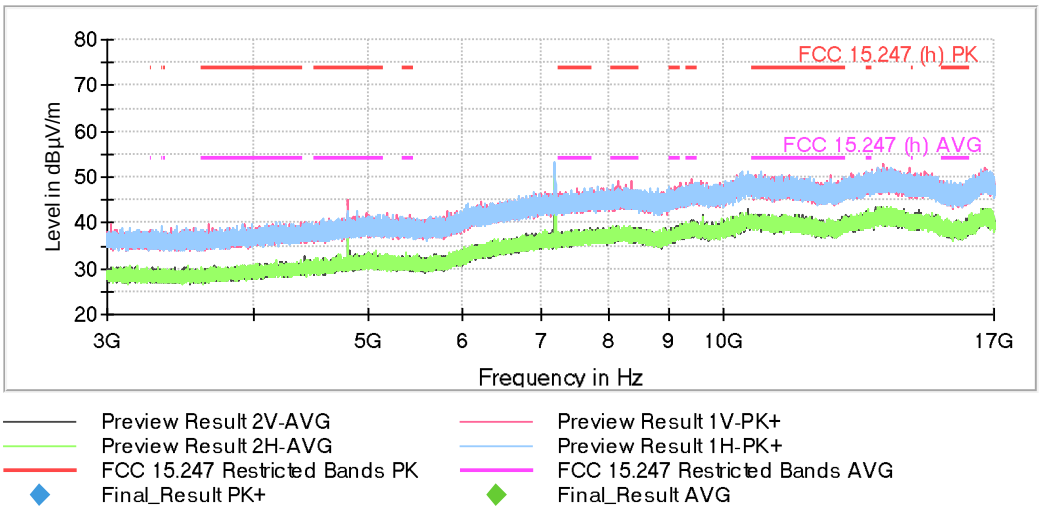
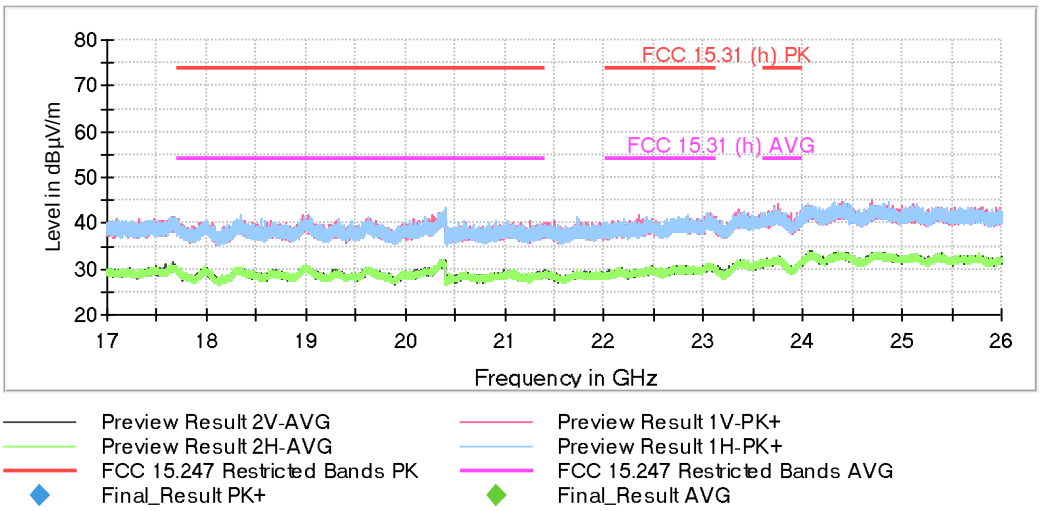
FREQUENCY RANGE 17 - 26 GHz (worst-case):