

MyGuardian

QUICK START GUIDE

快 速 安 裝 指 南

快 速 安 裝 指 南

Rev.1.0

GETTING STARTED

1.Activate your MyGuardian device

Hold down the emergency button for **3 seconds** to activate the device. LED will be on for 2 seconds then flash for 3 times.



2.Install MyGuardian Care APP

Download and install MyGuardian Care APP to your smartphone. You can scan QR Code to finish the installation. Follow the APP instructions to set up your account and sign in.

GET IT ON Google Play

Download on the App Store

3.Connect your MyGuardian device

Please make sure device Bluetooth is enabled. Follow APP instruction, move your MyGuardian device close with your smartphone to connect with MyGuardian Care APP.

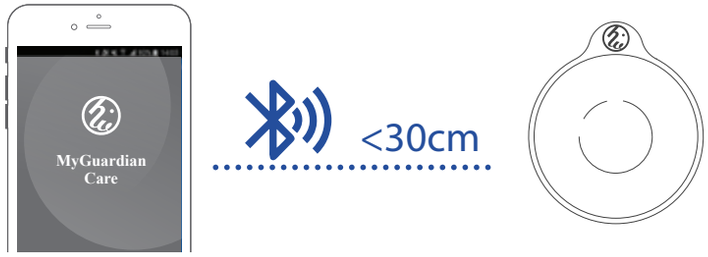

4.Set up your friends or phone contacts for emergency

- **Family and friend:** Add family and friend as caregiver. Your family and friends can tell your GPS location, activity and battery level. When an emergency or fall occurs, your family and friend will receive alert notification automatically on MyGuardian Care APP.
- **Phone/SMS contacts:** Add phone number as caregiver. When an emergency or fall occurs, your family and friend will receive alert notification by automatically phone call and SMS. (Android phone only)

5.Guard by MyGuardian

Wear MyGuardian device as a pendant and keep it on your chest. Make sure MyGuardian device is always connected with your smartphone. When MyGuardian device detects a fall, MyGuardian Care APP will countdown **30 seconds** then send out fall alert automatically. When you need help, press the emergency button and hold for **1.5 seconds** (LED will flash 5 times), SOS alert will be sent out automatically.

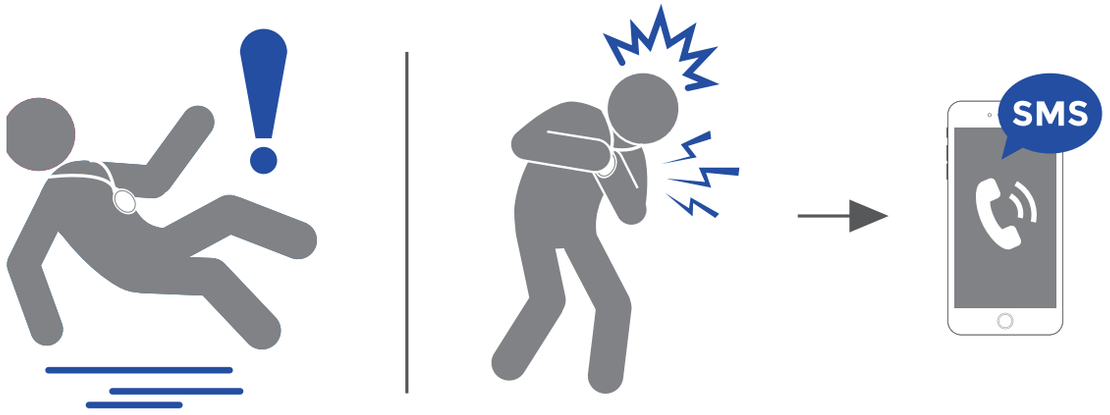

No fall detection technology is 100% accurate; If you fall and need, don't wait for the device to activate, press the emergency button immediately.

SAFETY INSTRUCTIONS

- Wear MyGuardian device as a pendant and keep it onto your chest to ensure accurate motion sensor detection.
- Please wear your MyGuardian device at all time, even in the shower or bath. The bathroom is often a place where people fall and get injured.
- Do not place MyGuardian device below **1 meter** deep water or more than **30 minutes**.
- Please always keep your smartphone with you. The Bluetooth transmission range is up to **10 meters**. The actual transmission range can be affected by the environment and your smartphone's performance.
- Beware of low battery warning for your MyGuardian device and your smartphone as it may cause transmission problem. Replace battery for your MyGuardian device or charge your smartphone immediately when battery is low.



To replace MyGuardian device battery, remove the four screws on the back cover, and replace with new battery. It is Strongly Recommended to use **TOSHIBA CR2032 battery**. *Other battery may cause incorrect battery level detection.*

DISCLAIMER AND NOTICE

- Any necklace worn around the neck may pose a strangulation risk, including the possibility of injuries and death, especially when the necklace is tangled with other objects. Please use MyGuardian with extreme caution.
- MyGuardian is a bluetooth device that transmits signals to your mobile device. The signal range may be affected by environment, including building materials and objects covering MyGuardian device. You are advised to test the range of MyGuardian device in all possible areas of your daily living environment.
- MyGuardian device do not detect all falls. When possible, please press emergency button immediately.
- Internet connection are affected by many factors, and none of which are within the control of Honeywld Technology Corp. The alert notification delivery time cannot be guaranteed.

安照小護士



快速安裝指南

開始使用

1.啟動安照小護士裝置

長按緊急按鈕**3秒**啟動裝置，啟動完成時，LED亮2秒再閃爍3次。

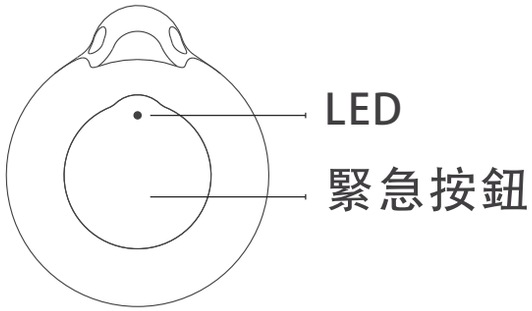

2.安裝MyGuardian Care APP

掃描QR code或至APP應用軟體下載並安裝MyGuardian Care應用程式在您的手機上，依照APP說明創建您的帳戶。

GET IT ON Google Play

Download on the App Store

3.連接您的安照小護士裝置

確認手機藍牙功能開啟，依照APP說明引導，將安照小護士裝置靠近您的手機配對連線。

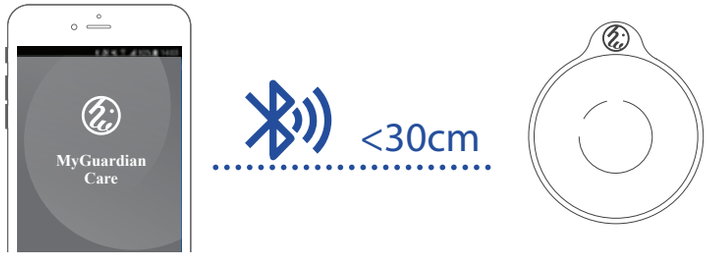

4.設定您的關注親友或電話簡訊聯絡人

- **關注親友:** 添加親友作為關照者，您的親友可關注您的GPS位置、即時活動與裝置電量。當發生緊急狀況或跌倒時，您的親友將透過APP收到求救通知。
- **電話簡訊聯絡人:** （限Android手機）添加電話號碼作為聯絡人，當發生緊急狀況或跌倒時，您的電話連絡人將通過自動電話或SMS簡訊收到警報通知。

追蹤定位　SMS簡訊　自動撥打電話

5.開始全方位守護

將安照小護士裝置佩掛在胸前，確保裝置與手機正常連線；當裝置偵測到跌倒訊號時，APP將會倒數計時**30秒**，然後自動發送跌倒通知；當您需要幫助時，按下緊急按鈕**1.5秒**(LED將閃爍5次)，SOS警報將立刻發送出去。

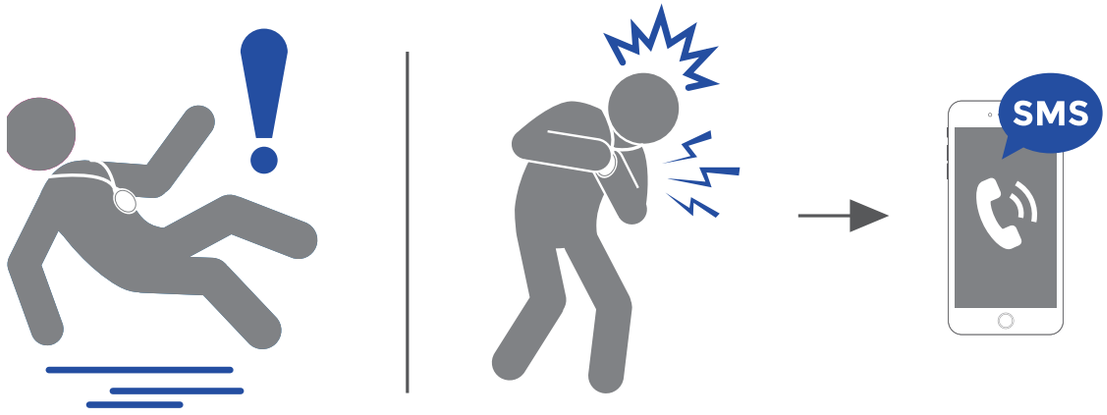

跌倒偵測辨別率非100%的準確，如果您跌倒並需要協助時，請不要猶豫立即按下緊急求救按鈕。

使用注意事項

- 請您將安照小護士裝置佩掛在胸前，以確保運動傳感器做出精確判別。
- 請隨時佩戴著您的安照小護士裝置，即使在淋浴或泡澡，尤其浴室是最容易發生跌倒的地方。
- 請勿將安照小護士裝置放在水中超過**30分鐘**或水深達**1公尺**。
- 請隨身攜帶手機，藍牙傳輸範圍可達**10公尺**，實際的傳輸範圍會受到環境與手機性能有所影響。
- 請注意安照小護士裝置和智慧型手機的電池電量不足警告，因為它可能會導致傳輸問題。當電量不足時，請儘速更換裝置電池或為手機充電。



要更換安照小護士裝置電池，請卸下背蓋四顆螺絲，然後更換新電池。強烈建議使用**TOSHIBA CR2032電池**，其他廠牌電池可能導致不準確的電量檢測。

免責聲明

- 頸部周圍的項鍊存在導致窒息風險，可能造成傷害和死亡，特別是當項鍊與其他物體纏結時，使用安照小護士時，請加倍小心。
- 安照小護士乃藍牙設備，透過藍牙信號傳輸到您的智慧型手機。信號範圍可能受到環境因素影響，包括建築材料和覆蓋的物體。建議您在日常生活環境的所有區域徹底測試安照小護士的覆蓋範圍。
- 安照小護士可能無法偵測每次跌倒，如果您需要幫助，請馬上直接按下緊急按鈕。瀚誼世界科技對於由於跌倒偵測失敗而導致客戶的損害將不負責。
- 由於網路與通信系統服務存在中斷的風險，不在瀚誼世界科技的控制之內，無法保證提醒通知的成功發送或及時性。瀚誼世界科技對客戶通信服務中斷及其引起的後果將不負責。

安照小护士



快速安装指南

开始使用

1.启动安照小护士装置

长按紧急按钮**3秒**启动装置，启动完成时，LED亮2秒再闪烁3次。

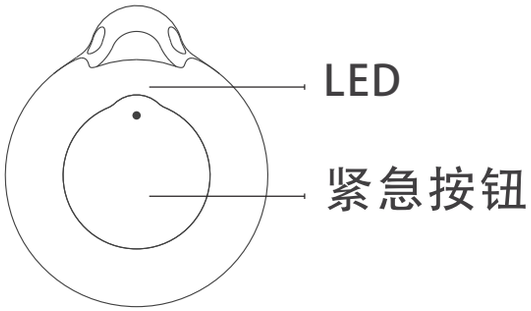

2.安装MyGuardian Care APP

扫描QR code 或至APP应用软件下载并安装MyGuardian Care应用程序在您的手机上，依照APP说明创建您的账户。

GET IT ON Google Play

Download on the App Store

3.连接您的安照小护士装置

确认手机蓝牙功能开启，依照APP说明引导，将安照小护士装置靠近您的手机配对连线。

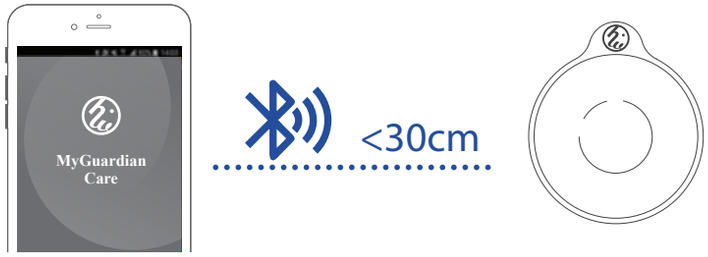

4.设定您的关注亲友或电话简讯联络人

- **关注亲友:** 添加亲友作为关照者，您的亲友可关注您的GPS位置、实时活动与装置电量。当发生紧急状况或跌倒时，您的亲友将透过APP收到求救通知。
- **电话短信联络人:** （限Android手机）添加电话号码作为联络人，当发生紧急状况或跌倒时，您的电话联系人将通过自动电话或SMS短信收到警报通知。

追踪定位　　SMS短信　　自动拨打电话

5.开始全方位守护

将安照小护士装置佩挂在胸前，确保装置与手机正常连线；当装置侦测到跌倒讯号时，APP将会倒数计时**30秒**，然后自动发送跌倒通知；当您需要帮助时，按下紧急按钮**1.5秒**(LED将闪烁5次)，SOS警报将立刻发送出去。

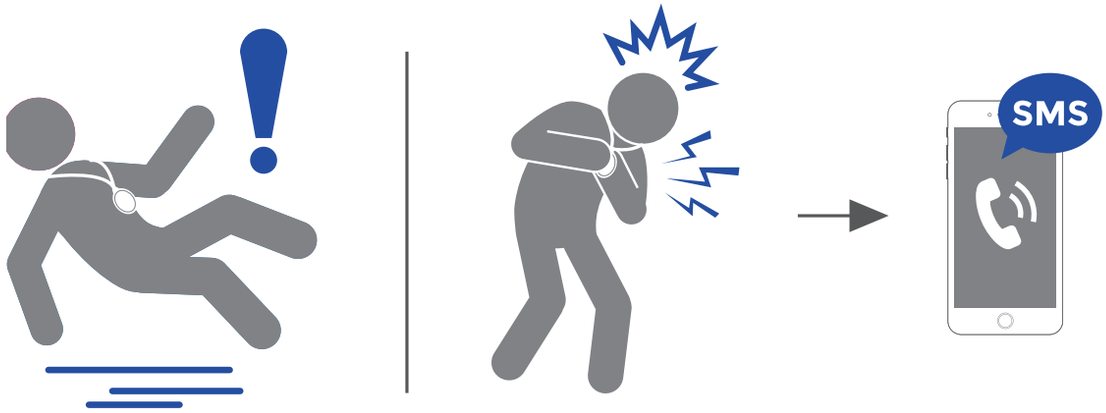

跌倒侦测辨别率非100%的准确; 如果您跌倒并需要协助时，请不要犹豫立即按下紧急求救按钮。

使用注意事项

- 请您将安照小护士装置佩挂在胸前，以确保运动传感器做出精确判别。
- 请随时佩戴着您的安照小护士装置，即使在淋浴或泡澡，尤其浴室是最容易发生跌倒的地方。
- 请勿将安照小护士装置放在水中超过**30分钟**或水深达**1公尺**。
- 请随身携带手机，蓝牙传输范围可达**10公尺**，实际的传输范围会受到环境与手机性能有所影响。
- 请注意安照小护士装置和智能型手机的电池电量不足警告，因为它可能会导致传输问题。当电量不足时，请尽速更换装置电池或为手机充电。



要更换安照小护士装置电池，请卸下背盖四颗螺丝，然后更换新电池。强烈建议使用**TOSHIBA CR2032电池**，其他厂牌电池可能导致不准确的电量检测。

免责声明

- 颈部周围的项链存在导致窒息风险，可能造成伤害和死亡，特别是当项链与其他物体缠结时，使用安照小护士时，请加倍小心。
- 安照小护士乃蓝牙设备，透过蓝牙信号传输到您的智能型手机。信号范围可能受到环境因素影响，包括建筑材料和覆盖的物体。建议您在日常生活环境的所有区域彻底测试安照小护士的覆盖范围。
- 安照小护士可能没办法侦测每次跌倒，如果您需要帮助，请马上直接按下紧急按钮。瀚谊世界科技对于由于跌倒侦测失败而导致客户的损害将不负责。
- 由于网络与通信系统服务存在中断的风险，不在瀚谊世界科技的控制之内，无法保证提醒通知的成功发送或及时性。瀚谊世界科技对客户通信服务中断及其引起的后果将不负责。

NCC 低功率警語

第十二條：

經型式認證合格之低功率射頻電機，非經許可，公司、商號或使用者均不得得擅自變更頻率，加大功率或變更原設計之特性及功能。

第十四條：

低功率射頻電機之使用不得影響飛航安全及干擾合法通信;經發現有干擾現象時，應立即停用，並改善至無干擾時方得繼續使用。前項合法通信，指依電信法規定作業之無線電通信。低功率射頻電機須忍受合法通信或工業，科學及醫療用電波輻射性電機設備之干擾。

Model: XC-209 Smart Tag 安照小護士健康版
FCC ID: UNG-XC209

This device complies with part 15 of the FCC Rules. Operation is subject to the following two conditions:
(1) This device may not cause harmful interference, and
(2) this device must accept any interference received, including interference that may cause undesired operation.

Honeywld Technology Corp. Made in Taiwan

Honeywld Technology Corp.
瀚誼世界科技股份有限公司
www.honeywld.com
Tel : +886-3-5770725
4F, No.5, Hsin-Ann Rd., Hsinchu Science Park,
Hsinchu 30076, Taiwan, R.O.C.

6210100000