Test Laboratory: Compliance Certification Services Inc.

D2450V2 SN-728 Head

DUT: Dipole 2450 MHz; Type: D2450V2; Serial: D2450V2 - SN:728

Communication System: CW2450; Frequency: 2450 MHz;Duty Cycle: 1:1
Medium parameters used: f = 2450 MHz; σ = 1.85 mho/m; ε_r = 40; ρ = 1000 kg/m^3
Phantom section: Flat Section
Air Temperature:25.4 deg C;Liquid Temperature:24.5 deg C
Area Scan Find Secondary Maximum Within 2dB and with a peak SAR value greater than 0.0012W/kg

DASY4 Configuration:

- Probe: EX3DV4 - SN3554; ConvF(6.04, 6.04, 6.04);
- Sensor-Surface: 2.5mm (Mechanical Surface Detection)Sensor-Surface: 0mm (Fix Surface)
- Electronics: DAE3 Sn427; Calibrated: 10/19/2005
- Phantom: SAM 12; Type: SAM V4.0; Serial: TP-1150
- Measurement SW: DASY4, V4.6 Build 23; Postprocessing SW: SEMCAD, V1.8 Build 161

Pin=250mW,d=10mm/Area Scan (6x6x1): Measurement grid: dx=15mm, dy=15mm

Maximum value of SAR (measured) = 15.6 mW/g

Pin=250mW,d=10mm/Zoom Scan (5x5x7)/Cube 0: Measurement grid: dx=7.5mm, dy=7.5mm, dz=5mm

Reference Value = 101.3 V/m; Power Drift = -0.018 dB
Peak SAR (extrapolated) = 29.4 W/kg
SAR(1 g) = 14 mW/g; SAR(10 g) = 6.37 mW/g
Maximum value of SAR (measured) = 19.9 mW/g

Pin=250mW,d=10mm/Z Scan (1x1x21): Measurement grid: dx=20mm, dy=20mm, dz=5mm

Maximum value of SAR (measured) = 20.4 mW/g

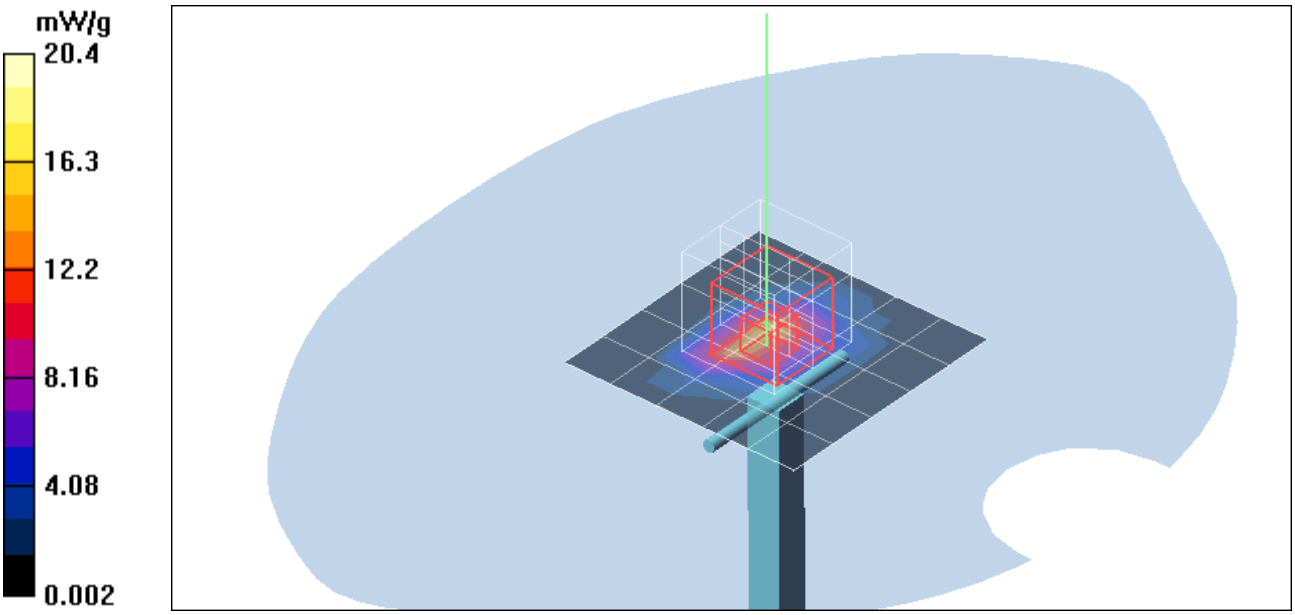
mW/g
20.4
16.3
12.2
8.16
4.08
0.002

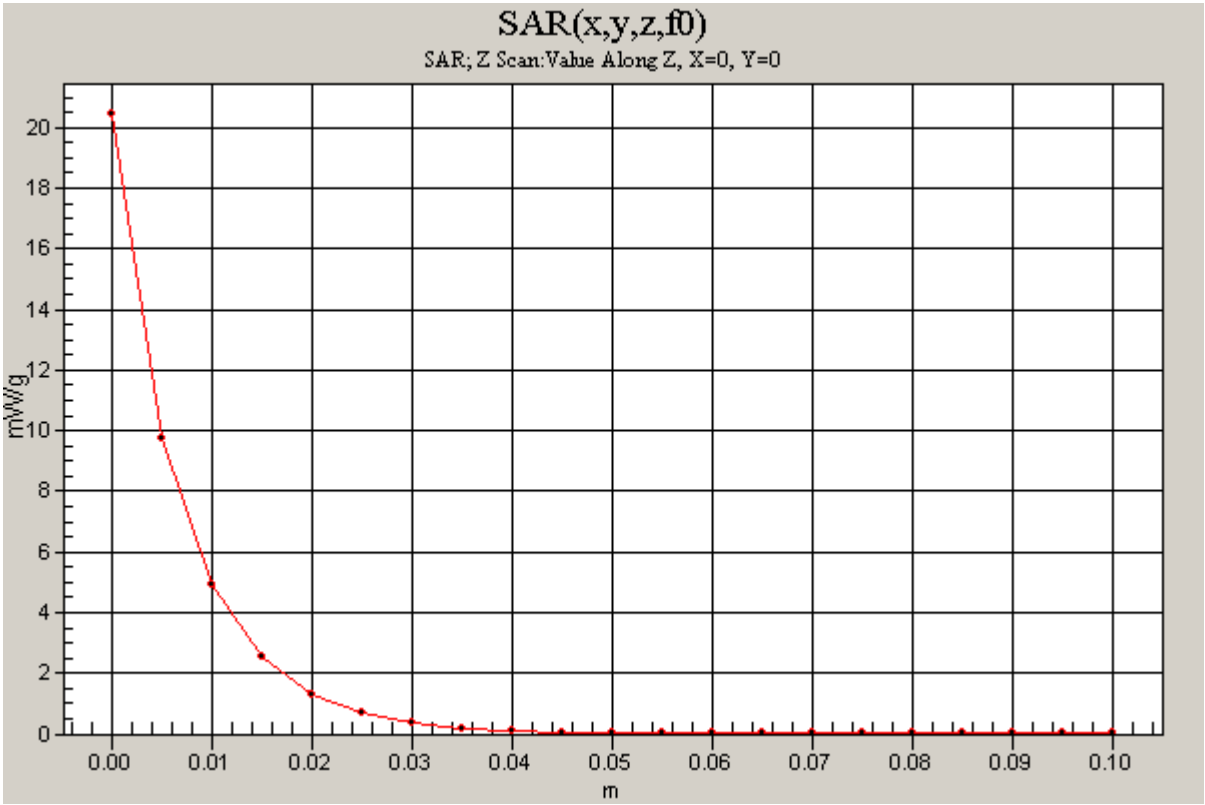
SAR(x,y,z,f0)
SAR; Z Scan:Value Along Z, X=0, Y=0
mW/g
0
2
4
6
8
10
12
14
16
18
20
0.00
0.01
0.02
0.03
0.04
0.05
0.06
0.07
0.08
0.09
0.10
m

Test Laboratory: Compliance Certification Services Inc.

Bluetooth phone-Left Head W-3400 Middle

DUT: W-3400; Type: Bluetooth Phone; Serial: N/A

Communication System: Bluetooth; Frequency: 2441 MHz;Duty Cycle: 1:1
Medium parameters used (interpolated): f = 2441 MHz; σ = 1.83 mho/m; ε_r = 40; ρ = 1000 kg/m^3
Phantom section: Left Section
Air Temperature:25.4 deg C;Liquid Temperature:24.5 deg C
Area Scan Find Secondary Maximum Within 2dB and with a peak SAR value greater than 0.0012W/kg

DASY4 Configuration:

- Probe: EX3DV4 - SN3554; ConvF(6.04, 6.04, 6.04);
- Sensor-Surface: 2.5mm (Mechanical Surface Detection)Sensor-Surface: 0mm (Fix Surface)
- Electronics: DAE3 Sn500; Calibrated: 8/23/2006
- Phantom: SAM 12; Type: SAM V4.0; Serial: TP-1150
- Measurement SW: DASY4, V4.6 Build 23; Postprocessing SW: SEMCAD, V1.8 Build 161

Left Cheek Middle CH39/Area Scan (6x11x1): Measurement grid: dx=15mm, dy=15mm

Maximum value of SAR (measured) = 0.211 mW/g

Left Cheek Middle CH39/Zoom Scan (5x5x7)/Cube 0: Measurement grid: dx=7.5mm, dy=7.5mm, dz=5mm

Reference Value = 10.2 V/m; Power Drift = -0.012 dB
Peak SAR (extrapolated) = 0.339 W/kg
SAR(1 g) = 0.157 mW/g; SAR(10 g) = 0.076 mW/g
Maximum value of SAR (measured) = 0.206 mW/g

Left Cheek Middle CH39/Z Scan (1x1x21): Measurement grid: dx=20mm, dy=20mm, dz=5mm

Maximum value of SAR (measured) = 0.128 mW/g

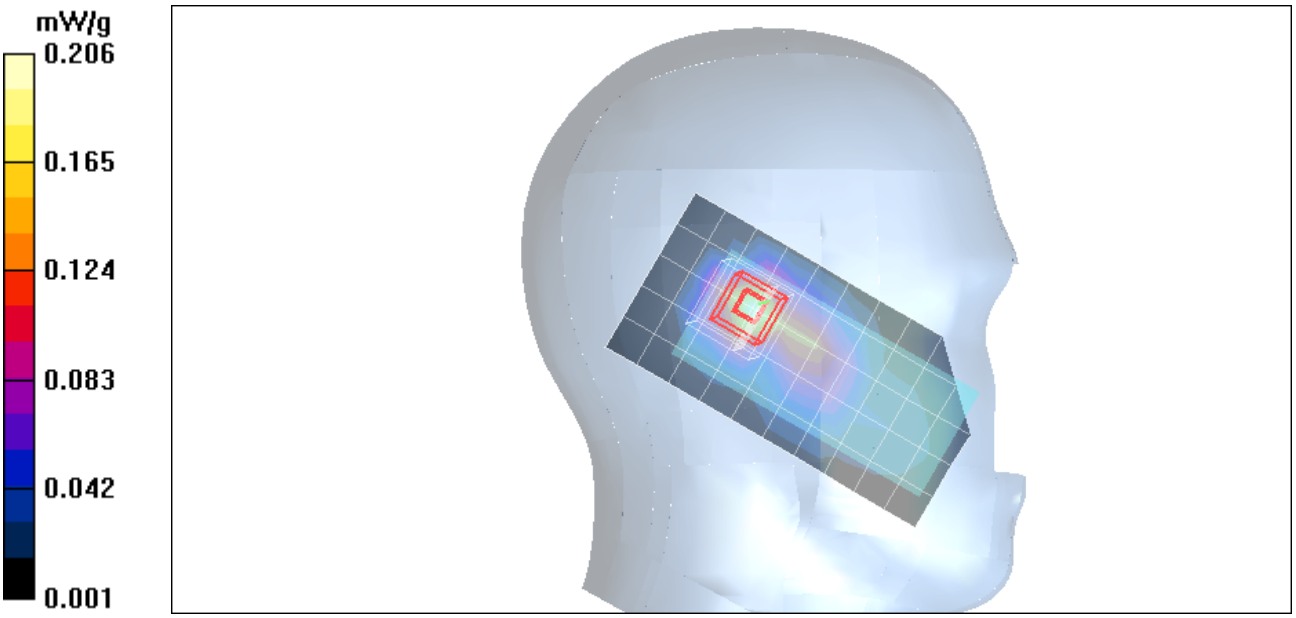
mW/g
0.206
0.165
0.124
0.083
0.042
0.001

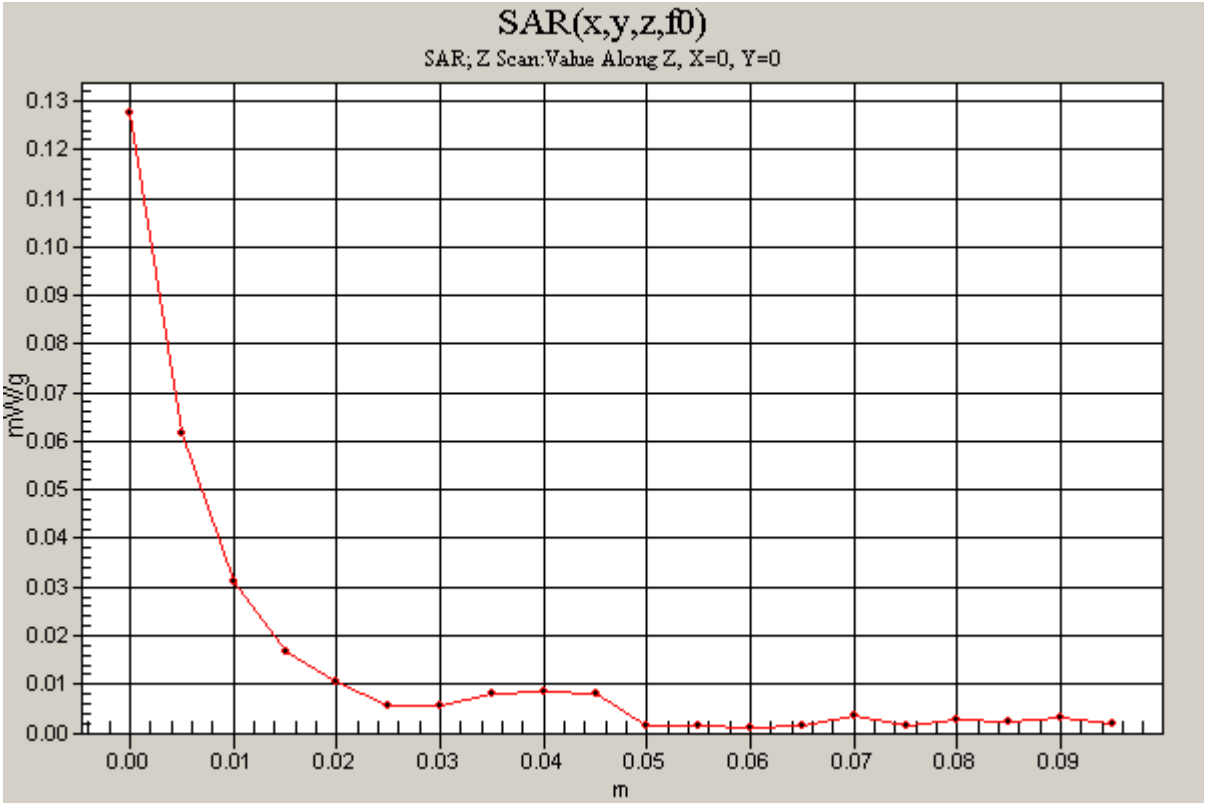
SAR(x,y,z,f0)
SAR; Z Scan:Value Along Z, X=0, Y=0
mW/g
0.13
0.12
0.11
0.10
0.09
0.08
0.07
0.06
0.05
0.04
0.03
0.02
0.01
0.00
0.00
0.01
0.02
0.03
0.04
0.05
0.06
0.07
0.08
0.09
m

Test Laboratory: Compliance Certification Services Inc.

Bluetooth phone-Left Head W-3400 Middle

DUT: W-3400; Type: Bluetooth Phone; Serial: N/A

Communication System: Bluetooth; Frequency: 2441 MHz;Duty Cycle: 1:1
Medium parameters used (interpolated): f = 2441 MHz; σ = 1.83 mho/m; ε_r = 40; ρ = 1000 kg/m^3
Phantom section: Left Section
Air Temperature:25.4 deg C;Liquid Temperature:24.5 deg C
Area Scan Find Secondary Maximum Within 2dB and with a peak SAR value greater than 0.0012W/kg

DASY4 Configuration:

- Probe: EX3DV4 - SN3554; ConvF(6.04, 6.04, 6.04);
- Sensor-Surface: 2.5mm (Mechanical Surface Detection)
- Electronics: DAE3 Sn500; Calibrated: 8/23/2006
- Phantom: SAM 12; Type: SAM V4.0; Serial: TP-1150
- Measurement SW: DASY4, V4.6 Build 23; Postprocessing SW: SEMCAD, V1.8 Build 161

Left Tilted Middle CH39/Area Scan (6x11x1): Measurement grid: dx=15mm, dy=15mm

Maximum value of SAR (measured) = 0.129 mW/g

Left Tilted Middle CH39/Zoom Scan (5x5x7)/Cube 0: Measurement grid: dx=7.5mm, dy=7.5mm, dz=5mm

Reference Value = 8.81 V/m; Power Drift = -0.029 dB
Peak SAR (extrapolated) = 0.248 W/kg
SAR(1 g) = 0.113 mW/g; SAR(10 g) = 0.053 mW/g
Maximum value of SAR (measured) = 0.159 mW/g

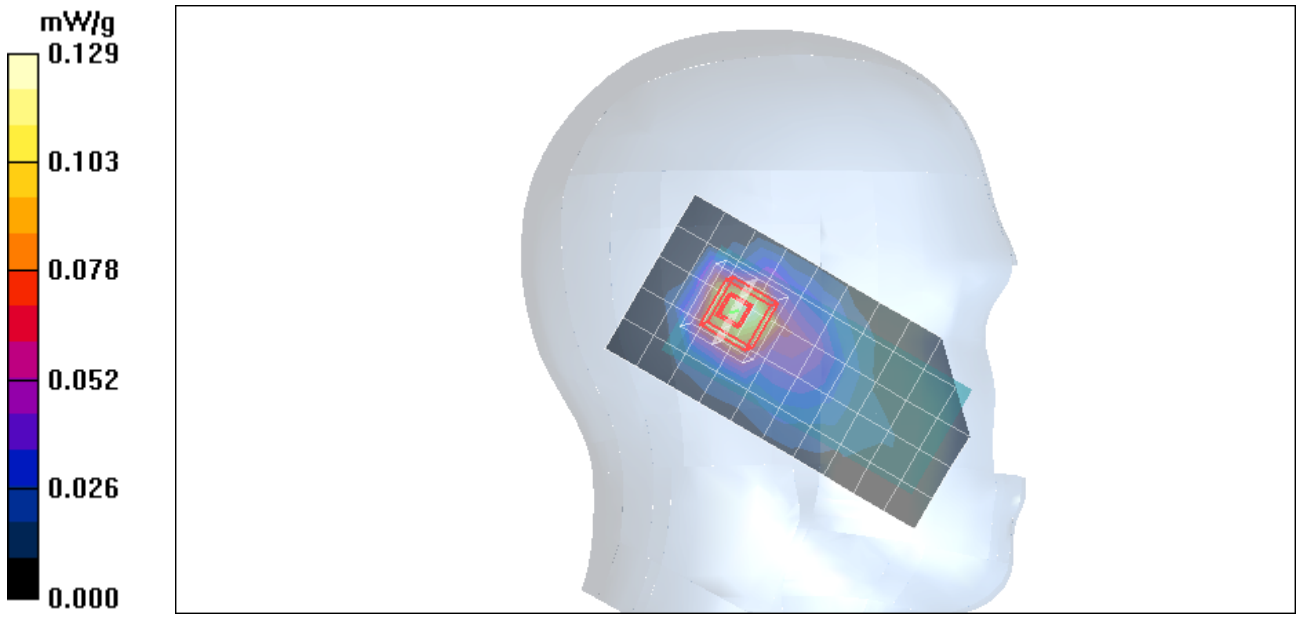

Test Laboratory: Compliance Certification Services Inc.

Bluetooth phone-Right Head W-3400 Middle

DUT: W-3400; Type: Bluetooth Phone; Serial: N/A

Communication System: Bluetooth; Frequency: 2441 MHz;Duty Cycle: 1:1
Medium parameters used (interpolated): f = 2441 MHz; σ = 1.83 mho/m; ε_r = 40; ρ = 1000 kg/m^3
Phantom section: Right Section
Air Temperature:25.4 deg C;Liquid Temperature:24.5 deg C
Area Scan Find Secondary Maximum Within 2dB and with a peak SAR value greater than 0.0012W/kg

DASY4 Configuration:

- Probe: EX3DV4 - SN3554; ConvF(6.04, 6.04, 6.04);
- Sensor-Surface: 2.5mm (Mechanical Surface Detection)
- Electronics: DAE3 Sn500; Calibrated: 8/23/2006
- Phantom: SAM 12; Type: SAM V4.0; Serial: TP-1150
- Measurement SW: DASY4, V4.6 Build 23; Postprocessing SW: SEMCAD, V1.8 Build 161

Right Cheek Middle CH39/Area Scan (6x11x1): Measurement grid: dx=15mm, dy=15mm

Maximum value of SAR (measured) = 0.153 mW/g

Right Cheek Middle CH39/Zoom Scan (5x5x7)/Cube 0: Measurement grid: dx=7.5mm, dy=7.5mm, dz=5mm

Reference Value = 8.82 V/m; Power Drift = -0.016 dB
Peak SAR (extrapolated) = 0.228 W/kg
SAR(1 g) = 0.113 mW/g; SAR(10 g) = 0.058 mW/g
Maximum value of SAR (measured) = 0.150 mW/g

Right Cheek Middle CH39/Zoom Scan (5x5x7)/Cube 1: Measurement grid: dx=7.5mm, dy=7.5mm, dz=5mm

Reference Value = 8.82 V/m; Power Drift = -0.016 dB
Peak SAR (extrapolated) = 0.199 W/kg
SAR(1 g) = 0.111 mW/g; SAR(10 g) = 0.062 mW/g
Maximum value of SAR (measured) = 0.145 mW/g

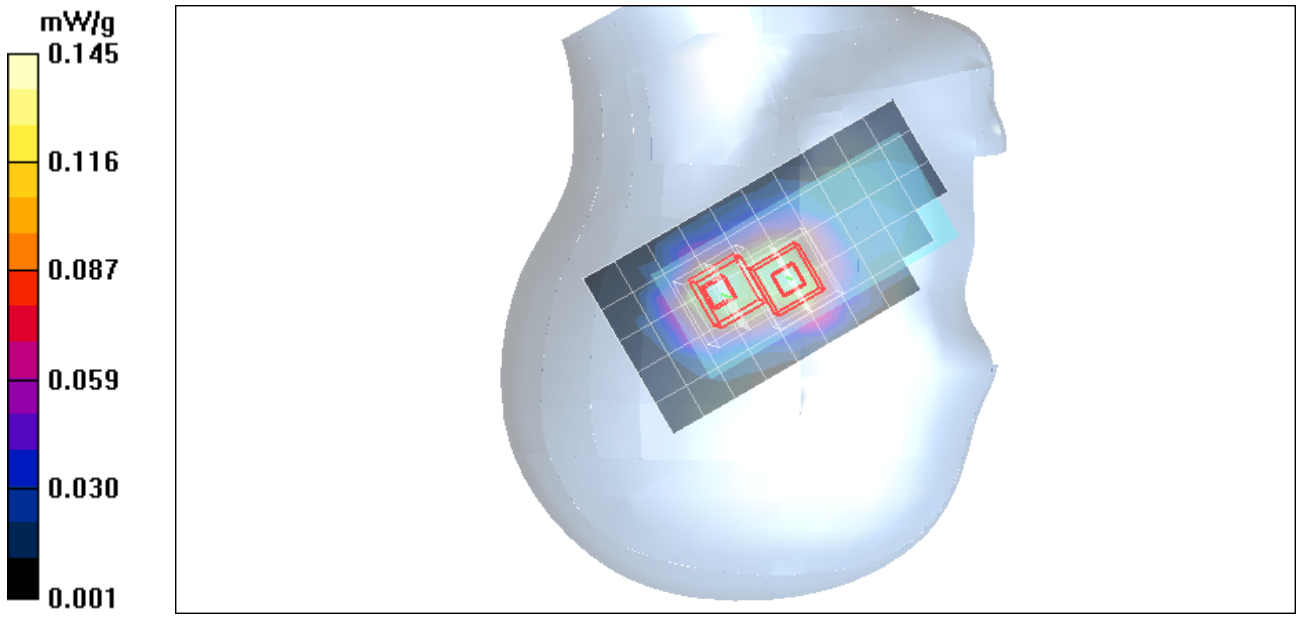
mW/g
0.145
0.116
0.087
0.059
0.030
0.001

Test Laboratory: Compliance Certification Services Inc.

Bluetooth phone-Right Head W-3400 Middle

DUT: W-3400; Type: Bluetooth Phone; Serial: N/A

Communication System: Bluetooth; Frequency: 2441 MHz;Duty Cycle: 1:1
Medium parameters used (interpolated): f = 2441 MHz; σ = 1.83 mho/m; ε_r = 40; ρ = 1000 kg/m^3
Phantom section: Right Section
Air Temperature:25.4 deg C;Liquid Temperature:24.5 deg C
Area Scan Find Secondary Maximum Within 2dB and with a peak SAR value greater than 0.0012W/kg

DASY4 Configuration:

- Probe: EX3DV4 - SN3554; ConvF(6.04, 6.04, 6.04);
- Sensor-Surface: 2.5mm (Mechanical Surface Detection)
- Electronics: DAE3 Sn500; Calibrated: 8/23/2006
- Phantom: SAM 12; Type: SAM V4.0; Serial: TP-1150
- Measurement SW: DASY4, V4.6 Build 23; Postprocessing SW: SEMCAD, V1.8 Build 161

Right Tilted Middle CH39/Area Scan (6x11x1): Measurement grid: dx=15mm, dy=15mm

Maximum value of SAR (measured) = 0.096 mW/g

Right Tilted Middle CH39/Zoom Scan (5x5x7)/Cube 0: Measurement grid: dx=7.5mm, dy=7.5mm, dz=5mm
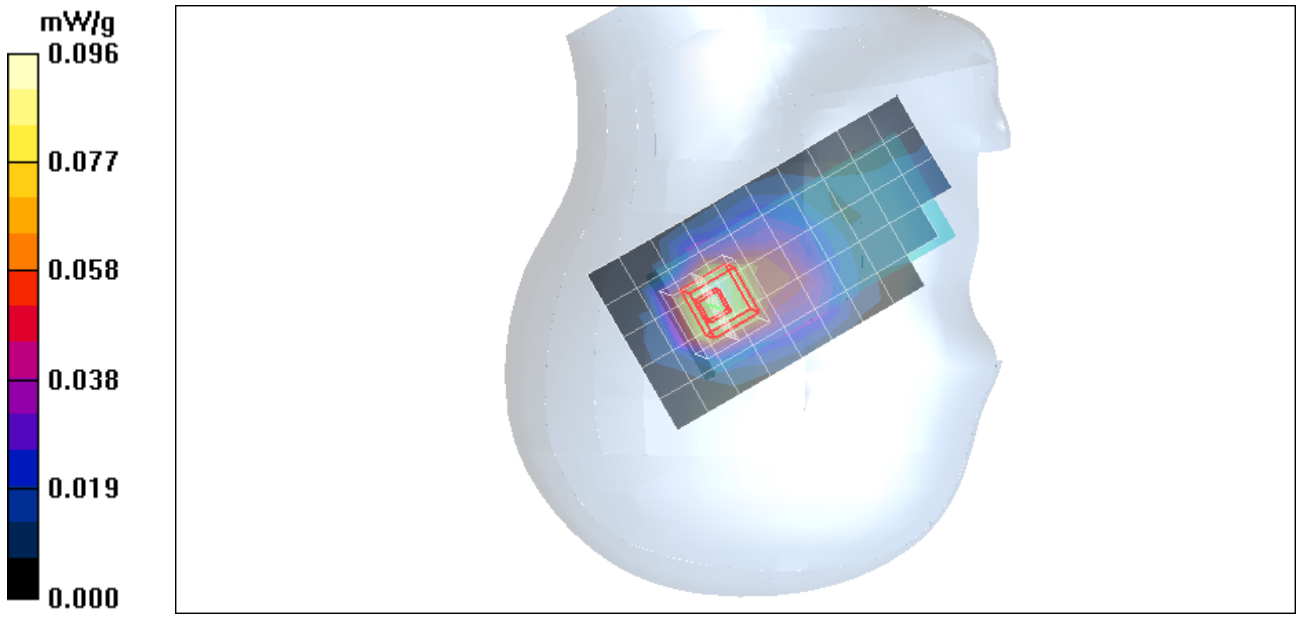
Reference Value = 7.75 V/m; Power Drift = -0.157 dB
Peak SAR (extrapolated) = 0.183 W/kg
SAR(1 g) = 0.083 mW/g; SAR(10 g) = 0.041 mW/g
Maximum value of SAR (measured) = 0.118 mW/g