**DUT: MOBILE PHONE; Type: AM246F;**

Communication System: GSM bands; Frequency: 836.6 MHz;Duty Cycle: 1:8
Medium parameters used: f = 836.6 MHz; σ = 0.91 mho/m; εr = 41.34; ρ = 1000 kg/$m^3$
Phantom section: Left Section

DASY4 Configuration:
- Probe: EX3DV4 – SN7382; ConvF(10.50, 10.50, 10.50); Calibrated: 26/10/2016
- Sensor-Surface: 4mm (Mechanical Surface Detection)
- Electronics: DAE – SN772; Calibrated: 25/10/2016
- Phantom: TWIN SAM; Type: Twin SAM V5.0; Serial: 1909
- Measurement SW: DASY4, V4.5 Build 19; Postprocessing SW: SEMCAD, V1.8 Build 145

**Left Cheek/GSM 850 Mid/Area Scan (101x121x1):** Measurement grid: dx=10mm, dy=10mm
Maximum value of SAR (interpolated) = 0.672 mW/g

**Left Cheek/GSM 850 Mid/Zoom Scan (7x7x7)/Cube 0:** Measurement grid: dx=5mm, dy=5mm, dz=5mm
Reference Value = 7.94 V/m; Power Drift = -0.108 dB
Peak SAR (extrapolated) = 1.21 W/kg
**SAR(1 g) = 0.597 mW/g; SAR(10 g) = 0.317 mW/g**
Maximum value of SAR (measured) = 0.658 mW/g

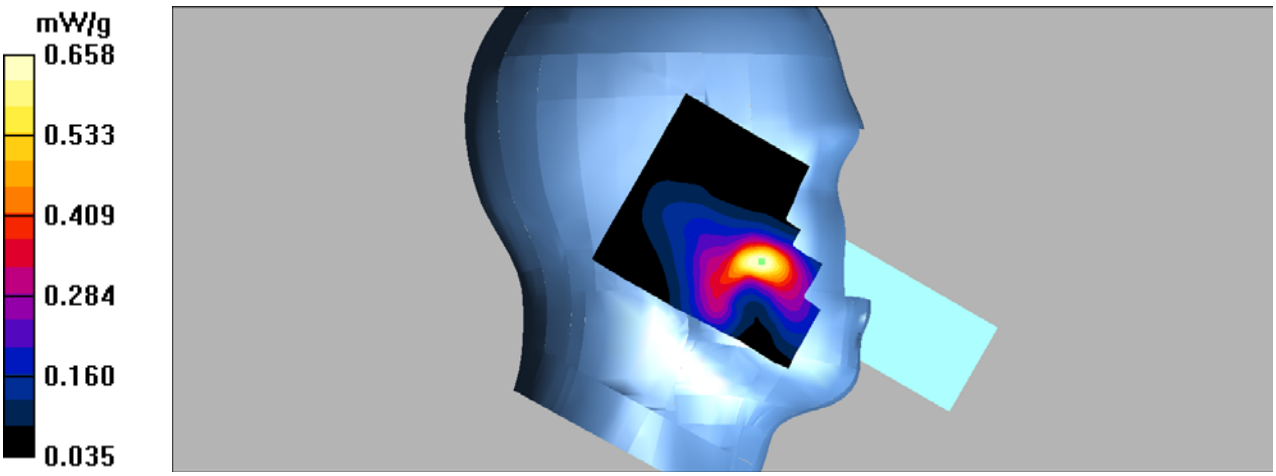

**DUT: MOBILE PHONE; Type: AM246F;**

Communication System: GSM bands; Frequency: 836.6 MHz;Duty Cycle: 1:8
Medium parameters used: f = 836.6 MHz; σ = 0.91 mho/m; εr = 41.34; ρ = 1000 kg/$m^3$
Phantom section: Left Section

DASY4 Configuration:
- Probe: EX3DV4 – SN7382; ConvF(10.50, 10.50, 10.50); Calibrated: 26/10/2016
- Sensor-Surface: 4mm (Mechanical Surface Detection)
- Electronics: DAE – SN772; Calibrated: 25/10/2016
- Phantom: TWIN SAM; Type: Twin SAM V5.0; Serial: 1909
- Measurement SW: DASY4, V4.5 Build 19; Postprocessing SW: SEMCAD, V1.8 Build 145

**Left Tilt/GSM 850 Mid/Area Scan (101x121x1):** Measurement grid: dx=10mm, dy=10mm
Maximum value of SAR (interpolated) = 0.049 mW/g

**Left Tilt/GSM 850 Mid/Zoom Scan (7x7x7)/Cube 0:** Measurement grid: dx=5mm, dy=5mm, dz=5mm
Reference Value = 3.09 V/m; Power Drift = 0.051 dB
Peak SAR (extrapolated) = 0.056 W/kg
**SAR(1 g) = 0.045 mW/g; SAR(10 g) = 0.035 mW/g**
Maximum value of SAR (measured) = 0.048 mW/g

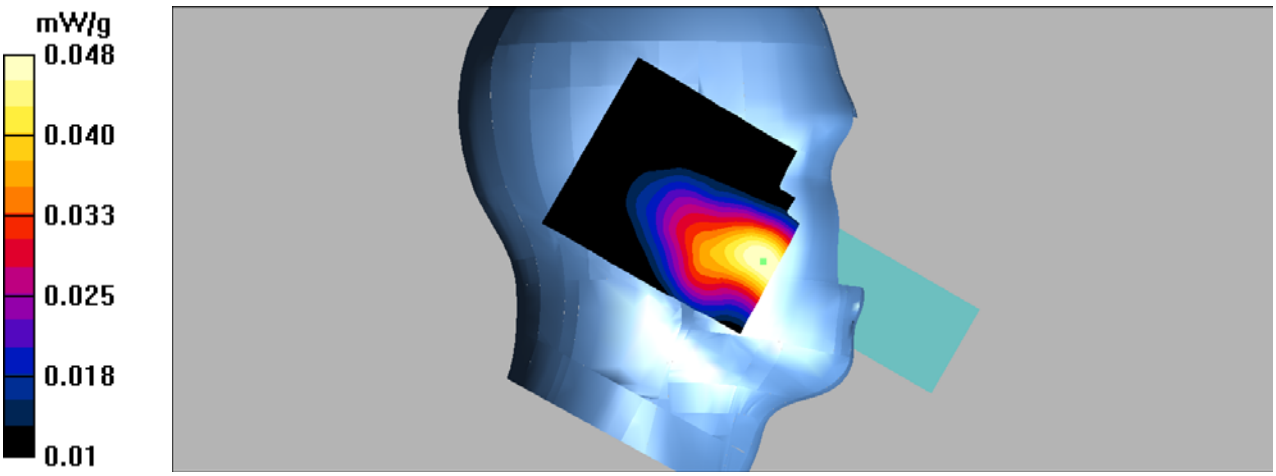

**DUT: MOBILE PHONE; Type: AM246F;**

Communication System: GSM bands; Frequency: 836.6 MHz;Duty Cycle: 1:8
Medium parameters used: f = 836.6 MHz; σ = 0.91 mho/m; εr = 41.34; ρ = 1000 kg/$m^3$
Phantom section: Right Section

DASY4 Configuration:
- Probe: EX3DV4 – SN7382; ConvF(10.50, 10.50, 10.50); Calibrated: 26/10/2016
- Sensor-Surface: 4mm (Mechanical Surface Detection)
- Electronics: DAE – SN772; Calibrated: 25/10/2016
- Phantom: TWIN SAM; Type: Twin SAM V5.0; Serial: 1909
- Measurement SW: DASY4, V4.5 Build 19; Postprocessing SW: SEMCAD, V1.8 Build 145

**Right Cheek/GSM 850 Mid/Area Scan (101x121x1):** Measurement grid: dx=10mm, dy=10mm
Maximum value of SAR (interpolated) = 0.294 mW/g

**Right Cheek/GSM 850 Mid/Zoom Scan (7x7x7)/Cube 0:** Measurement grid: dx=5mm, dy=5mm, dz=5mm
Reference Value = 5.38 V/m; Power Drift = -0.099 dB
Peak SAR (extrapolated) = 0.425 W/kg
**SAR(1 g) = 0.249 mW/g; SAR(10 g) = 0.146 mW/g**
Maximum value of SAR (measured) = 0.276 mW/g

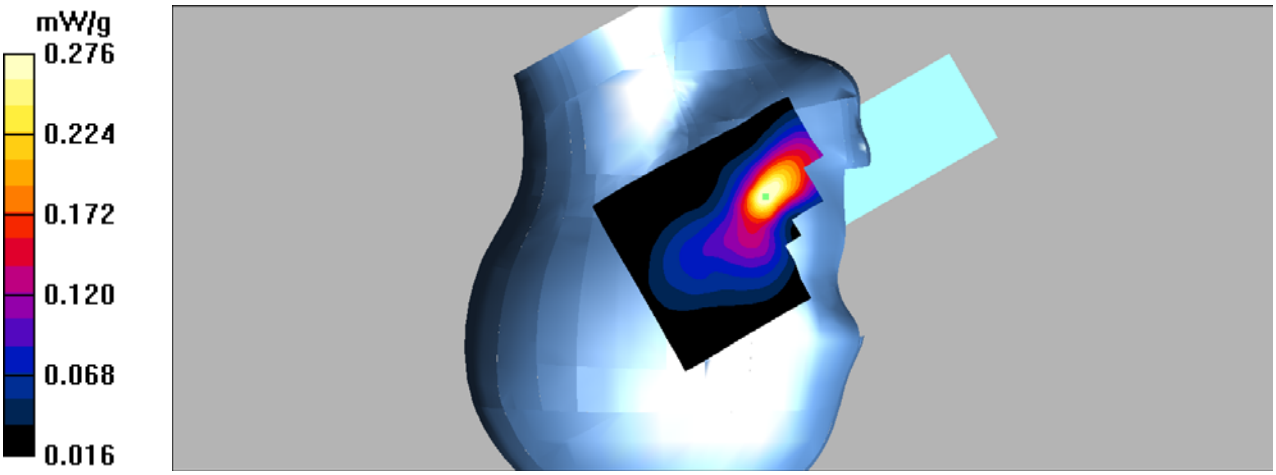

**DUT: MOBILE PHONE; Type: AM246F;**

Communication System: GSM bands; Frequency: 836.6 MHz;Duty Cycle: 1:8
Medium parameters used: f = 836.6 MHz; σ = 0.91 mho/m; εr = 41.34; ρ = 1000 kg/$m^3$
Phantom section: Right Section

DASY4 Configuration:
- Probe: EX3DV4 – SN7382; ConvF(10.50, 10.50, 10.50); Calibrated: 26/10/2016
- Sensor-Surface: 4mm (Mechanical Surface Detection)
- Electronics: DAE – SN772; Calibrated: 25/10/2016
- Phantom: TWIN SAM; Type: Twin SAM V5.0; Serial: 1909
- Measurement SW: DASY4, V4.5 Build 19; Postprocessing SW: SEMCAD, V1.8 Build 145

**Right Tilt/GSM 850 Mid/Area Scan (101x121x1):** Measurement grid: dx=10mm, dy=10mm
Maximum value of SAR (interpolated) = 0.077 mW/g

**Right Tilt/GSM 850 Mid/Zoom Scan (7x7x7)/Cube 0:** Measurement grid: dx=5mm, dy=5mm, dz=5mm
Reference Value = 4.44 V/m; Power Drift = 0.094 dB
Peak SAR (extrapolated) = 0.090 W/kg
**SAR(1 g) = 0.070 mW/g; SAR(10 g) = 0.051 mW/g**
Maximum value of SAR (measured) = 0.074 mW/g

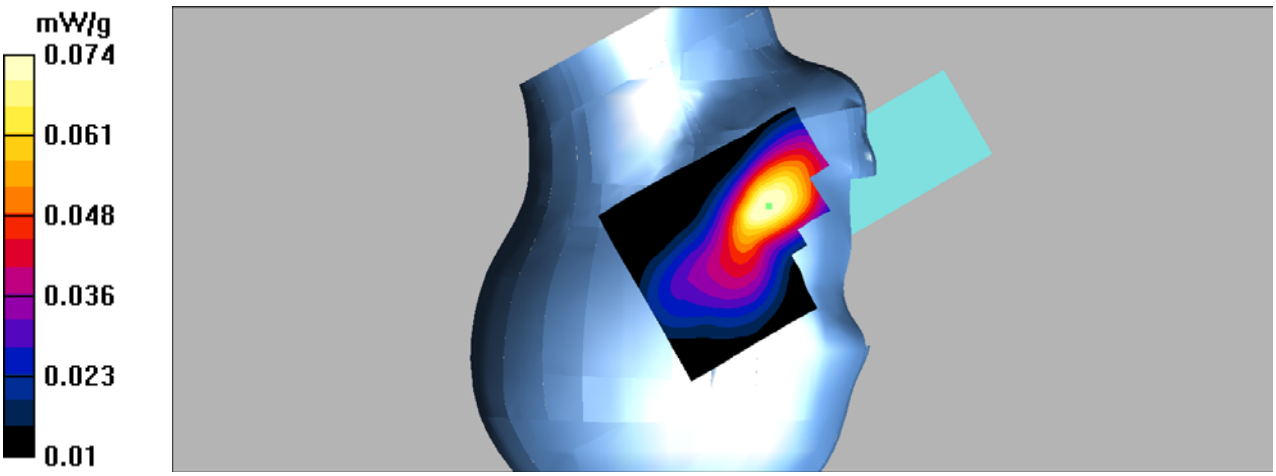

**DUT: MOBILE PHONE; Type: AM246F;**

Communication System: GSM bands; Frequency: 824.2 MHz;Duty Cycle: 1:8
Medium parameters used: f = 824.2 MHz; σ = 0.99 mho/m; εr = 55.52; ρ = 1000 kg/$m^3$
Phantom section: Flat Section

DASY4 Configuration:
- Probe: EX3DV4 – SN7382; ConvF(10.54, 10.54, 10.54); Calibrated: 26/10/2016
- Sensor-Surface: 4mm (Mechanical Surface Detection)
- Electronics: DAE – SN772; Calibrated: 25/10/2016
- Phantom: TWIN SAM; Type: Twin SAM V5.0; Serial: 1909
- Measurement SW: DASY4, V4.5 Build 19; Postprocessing SW: SEMCAD, V1.8 Build 145

**Body Worn Back/GSM 850 Low/Area Scan (91x101x1):** Measurement grid: dx=10mm, dy=10mm
Maximum value of SAR (interpolated) = 0.944 mW/g

**Body Worn Back/GSM 850 Low/Zoom Scan (7x7x7)/Cube 0:** Measurement grid: dx=5mm, dy=5mm, dz=5mm
Reference Value = 19.7 V/m; Power Drift = 0.111 dB
Peak SAR (extrapolated) = 2.01 W/kg
**SAR(1 g) = 0.884 mW/g; SAR(10 g) = 0.438 mW/g**
Maximum value of SAR (measured) = 0.972 mW/g

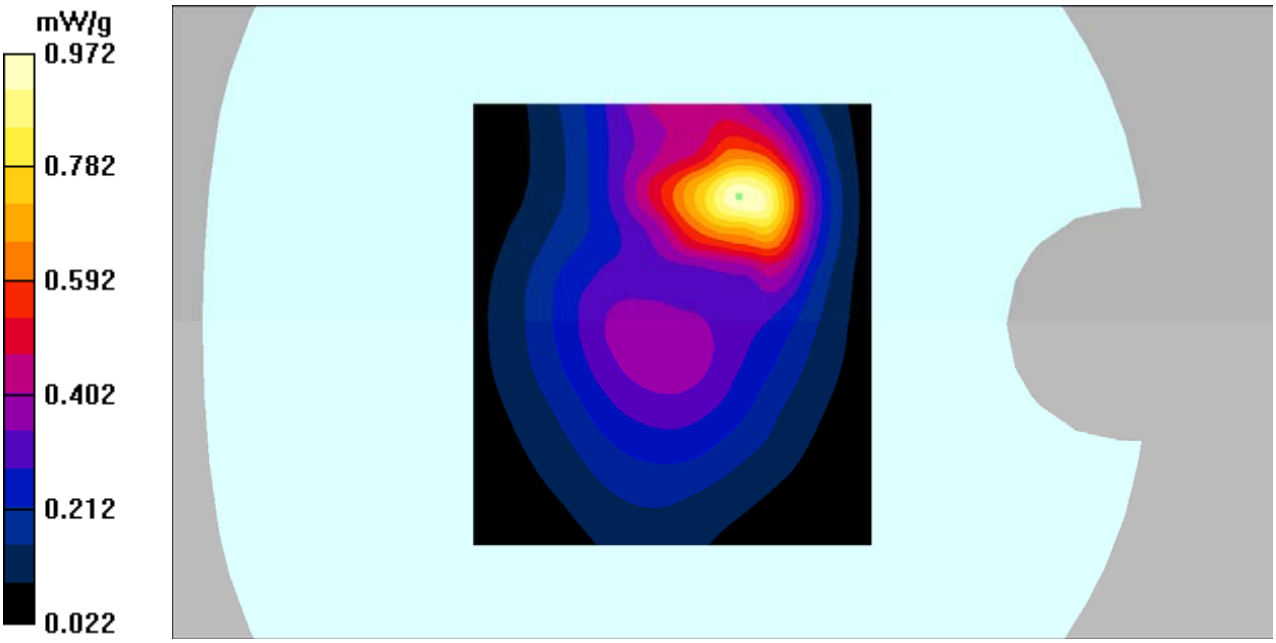

**DUT: MOBILE PHONE; Type: AM246F;**

Communication System: GSM bands; Frequency: 836.6 MHz;Duty Cycle: 1:8
Medium parameters used: f = 836.6 MHz; σ = 0.96 mho/m; εr = 55.81; ρ = 1000 kg/$m^3$
Phantom section: Flat Section

DASY4 Configuration:
- Probe: EX3DV4 – SN7382; ConvF(10.54, 10.54, 10.54); Calibrated: 26/10/2016
- Sensor-Surface: 4mm (Mechanical Surface Detection)
- Electronics: DAE – SN772; Calibrated: 25/10/2016
- Phantom: TWIN SAM; Type: Twin SAM V5.0; Serial: 1909
- Measurement SW: DASY4, V4.5 Build 19; Postprocessing SW: SEMCAD, V1.8 Build 145

**Body Worn Back/GSM 850 Mid/Area Scan (91x101x1):** Measurement grid: dx=10mm, dy=10mm
Maximum value of SAR (interpolated) = 1.19 mW/g

**Body Worn Back/GSM 850 Mid/Zoom Scan (7x7x7)/Cube 0:** Measurement grid: dx=5mm, dy=5mm, dz=5mm
Reference Value = 22.4 V/m; Power Drift = -0.045 dB
Peak SAR (extrapolated) = 2.53 W/kg
**SAR(1 g) = 1.15 mW/g; SAR(10 g) = 0.576 mW/g**
Maximum value of SAR (measured) = 1.32 mW/g

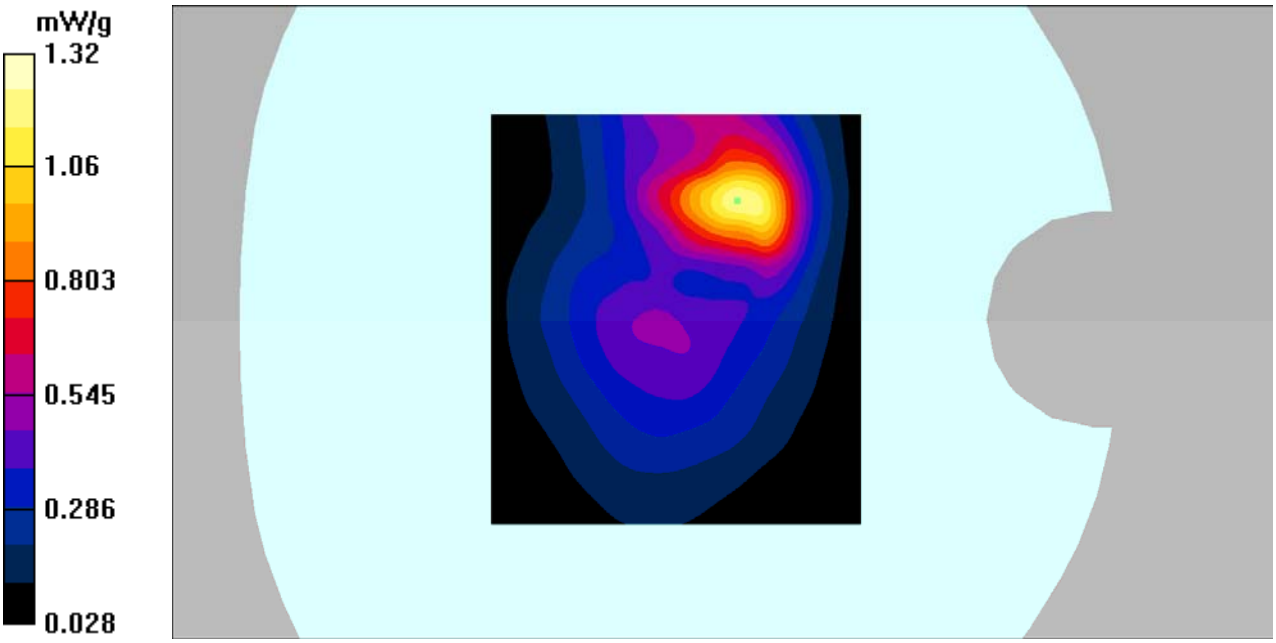

**DUT: MOBILE PHONE; Type: AM246F;**

Communication System: GSM bands; Frequency: 848.8 MHz;Duty Cycle: 1:8
Medium parameters used: f = 848.8 MHz; σ = 0.96 mho/m; εr = 55.11; ρ = 1000 kg/$m^3$
Phantom section: Flat Section

DASY4 Configuration:
- Probe: EX3DV4 – SN7382; ConvF(10.54, 10.54, 10.54); Calibrated: 26/10/2016
- Sensor-Surface: 4mm (Mechanical Surface Detection)
- Electronics: DAE – SN772; Calibrated: 25/10/2016
- Phantom: TWIN SAM; Type: Twin SAM V5.0; Serial: 1909
- Measurement SW: DASY4, V4.5 Build 19; Postprocessing SW: SEMCAD, V1.8 Build 145

**Body Worn Back/GSM 850 High/Area Scan (91x101x1):** Measurement grid: dx=10mm, dy=10mm
Maximum value of SAR (interpolated) = 1.62 mW/g

**Body Worn Back/GSM 850 High/Zoom Scan (7x7x7)/Cube 0:** Measurement grid: dx=5mm, dy=5mm, dz=5mm
Reference Value = 24.3 V/m; Power Drift = 0.145 dB
Peak SAR (extrapolated) = 3.31 W/kg
**SAR(1 g) = 1.10 mW/g; SAR(10 g) = 0.744 mW/g**
Maximum value of SAR (measured) = 1.72 mW/g

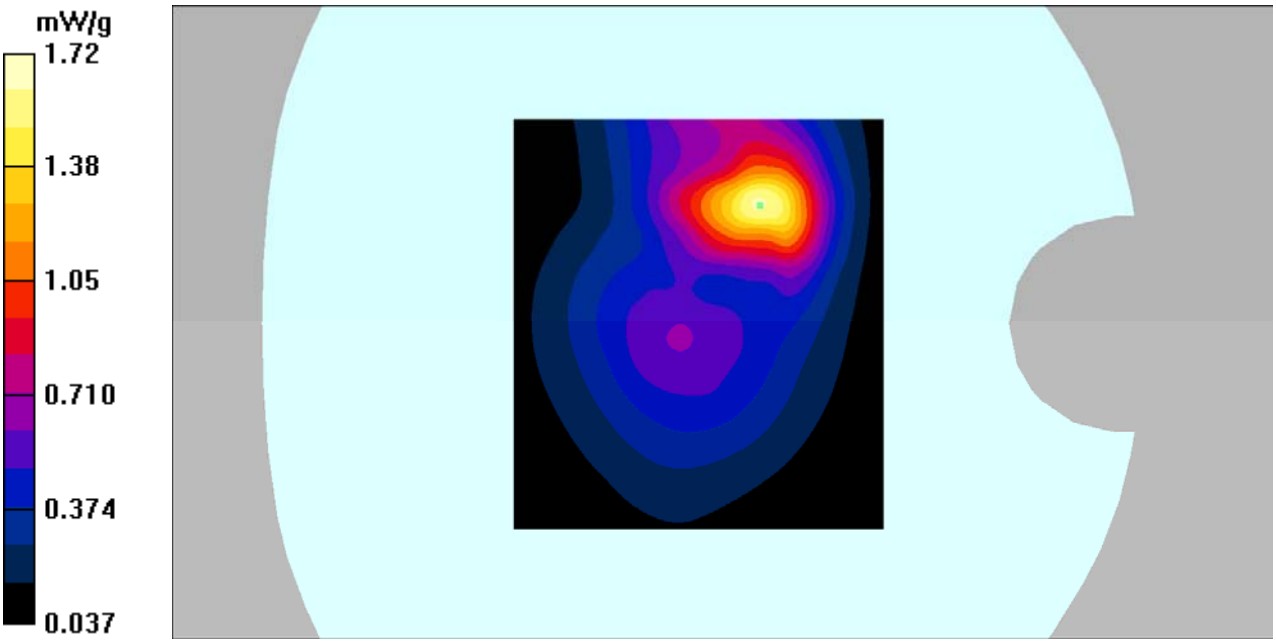

**DUT: MOBILE PHONE; Type: AM246F;**

Communication System: GPRS bands-1slots; Frequency: 824.2 MHz;Duty Cycle: 1:8
Medium parameters used: f = 824.2 MHz; σ = 0.99 mho/m; εr = 55.52; ρ = 1000 kg/$m^3$
Phantom section: Flat Section

DASY4 Configuration:
- Probe: EX3DV4 – SN7382; ConvF(10.54, 10.54, 10.54); Calibrated: 26/10/2016
- Sensor-Surface: 4mm (Mechanical Surface Detection)
- Electronics: DAE – SN772; Calibrated: 25/10/2016
- Phantom: TWIN SAM; Type: Twin SAM V5.0; Serial: 1909
- Measurement SW: DASY4, V4.5 Build 19; Postprocessing SW: SEMCAD, V1.8 Build 145

**Body Back/GSM 850 Low/Area Scan (91x101x1):** Measurement grid: dx=10mm, dy=10mm
Maximum value of SAR (interpolated) = 1.56 mW/g

**Body Back/GSM 850 Low/Zoom Scan (7x7x7)/Cube 0:** Measurement grid: dx=5mm, dy=5mm, dz=5mm
Reference Value = 37.9 V/m; Power Drift = -0.114 dB
Peak SAR (extrapolated) = 2.38 W/kg
**SAR(1 g) = 1.32 mW/g; SAR(10 g) = 0.877 mW/g**
Maximum value of SAR (measured) = 1.43 mW/g

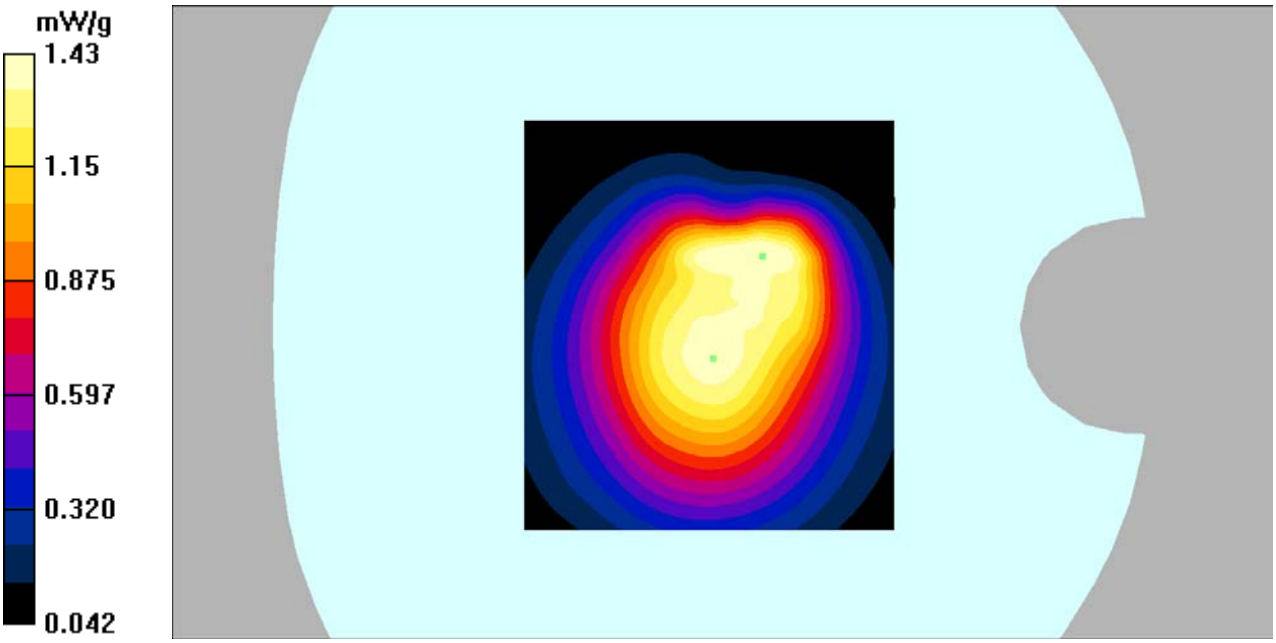

**DUT: MOBILE PHONE; Type: AM246F;**

Communication System: GPRS bands-1slots; Frequency: 836.6 MHz;Duty Cycle: 1:8
Medium parameters used: f = 836.6 MHz; σ = 0.96 mho/m; εr = 55.81; ρ = 1000 kg/$m^3$
Phantom section: Flat Section

DASY4 Configuration:
- Probe: EX3DV4 – SN7382; ConvF(10.54, 10.54, 10.54); Calibrated: 26/10/2016
- Sensor-Surface: 4mm (Mechanical Surface Detection)
- Electronics: DAE – SN772; Calibrated: 25/10/2016
- Phantom: TWIN SAM; Type: Twin SAM V5.0; Serial: 1909
- Measurement SW: DASY4, V4.5 Build 19; Postprocessing SW: SEMCAD, V1.8 Build 145

**Body Back/GSM 850 Mid/Area Scan (91x101x1):** Measurement grid: dx=10mm, dy=10mm
Maximum value of SAR (interpolated) = 2.40 mW/g

**Body Back/GSM 850 Mid/Zoom Scan (7x7x7)/Cube 0:** Measurement grid: dx=5mm, dy=5mm, dz=5mm
Reference Value = 44.6 V/m; Power Drift = -0.103 dB
Peak SAR (extrapolated) = 2.87 W/kg
**SAR(1 g) = 1.3 mW/g; SAR(10 g) = 1.03 mW/g**
Maximum value of SAR (measured) = 1.71 mW/g

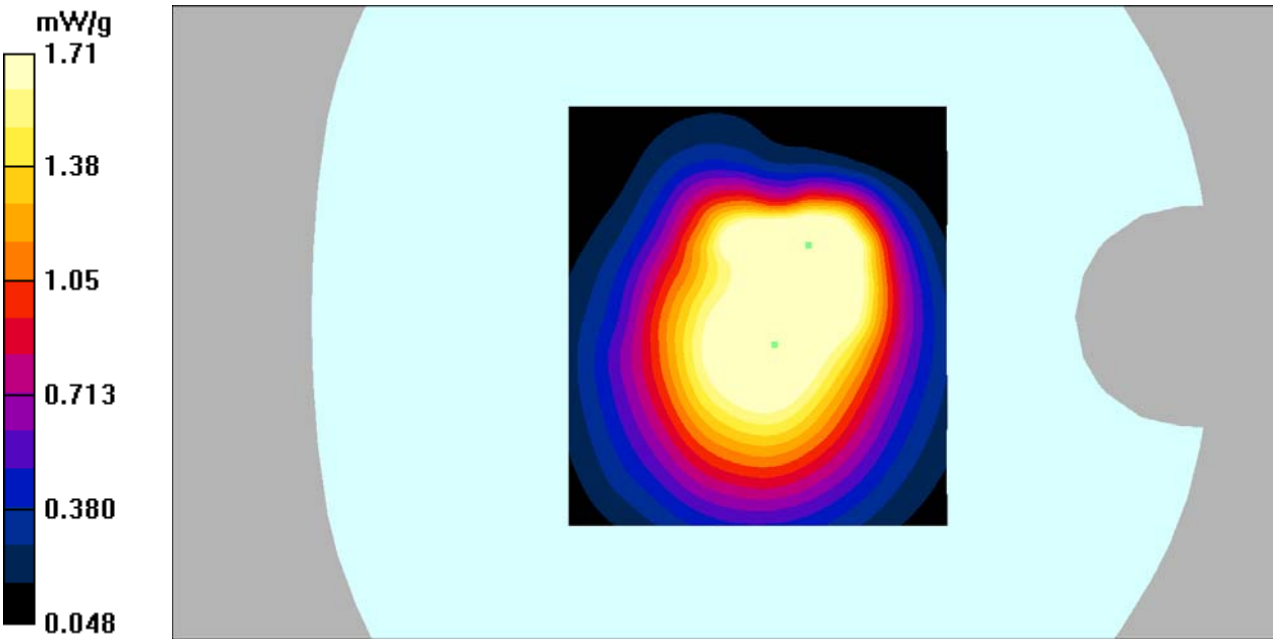

**DUT: MOBILE PHONE; Type: AM246F;**

Communication System: GPRS bands-1slots; Frequency: 848.8 MHz;Duty Cycle: 1:8
Medium parameters used: f = 848.8 MHz; σ = 0.96 mho/m; εr = 55.11; ρ = 1000 kg/$m^3$
Phantom section: Flat Section

DASY4 Configuration:
- Probe: EX3DV4 – SN7382; ConvF(10.54, 10.54, 10.54); Calibrated: 26/10/2016
- Sensor-Surface: 4mm (Mechanical Surface Detection)
- Electronics: DAE – SN772; Calibrated: 25/10/2016
- Phantom: TWIN SAM; Type: Twin SAM V5.0; Serial: 1909
- Measurement SW: DASY4, V4.5 Build 19; Postprocessing SW: SEMCAD, V1.8 Build 145

**Body Back/GSM 850 High/Area Scan (91x101x1):** Measurement grid: dx=10mm, dy=10mm
Maximum value of SAR (interpolated) = 1.89 mW/g

**Body Back/GSM 850 High/Zoom Scan (7x7x7)/Cube 0:** Measurement grid: dx=5mm, dy=5mm, dz=5mm
Reference Value = 39.9 V/m; Power Drift = -0.040 dB
Peak SAR (extrapolated) = 2.98 W/kg
**SAR(1 g) = 1.29 mW/g; SAR(10 g) = 1.04 mW/g**
Maximum value of SAR (measured) = 1.74 mW/g

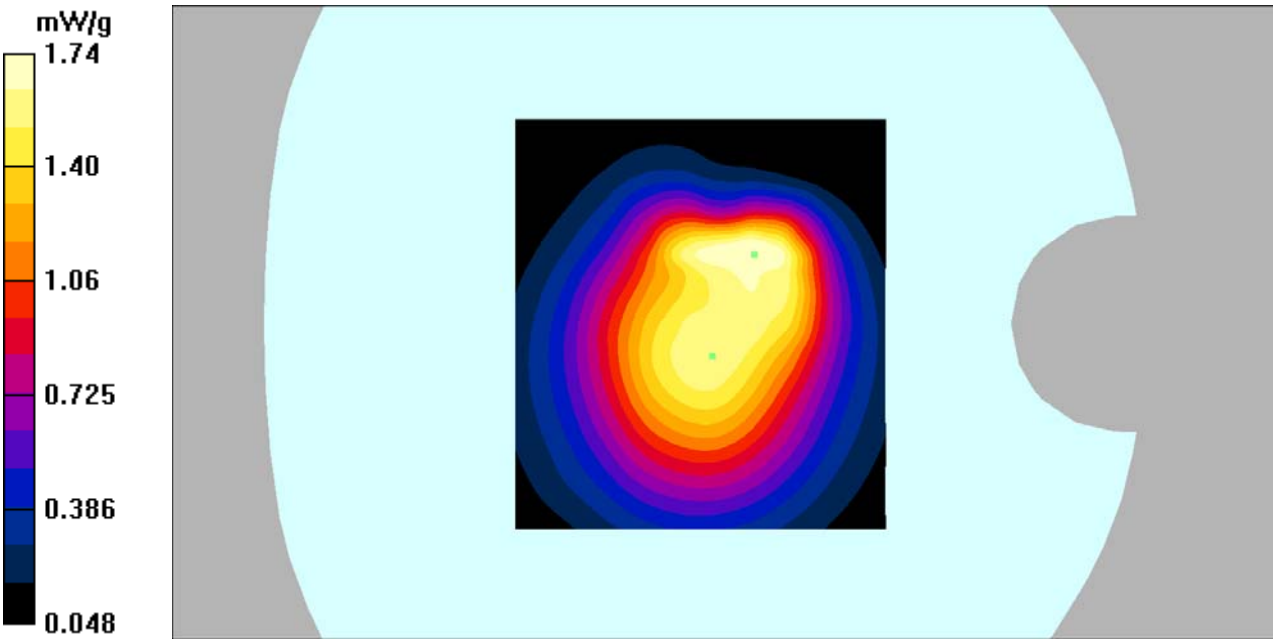

**DUT: MOBILE PHONE; Type: AM246F;**

Communication System: GPRS bands-1slots; Frequency: 848.8 MHz;Duty Cycle: 1:8
Medium parameters used: f = 848.8 MHz; σ = 0.96 mho/m; εr = 55.11; ρ = 1000 kg/$m^3$
Phantom section: Flat Section

DASY4 Configuration:
- Probe: EX3DV4 – SN7382; ConvF(10.54, 10.54, 10.54); Calibrated: 26/10/2016
- Sensor-Surface: 4mm (Mechanical Surface Detection)
- Electronics: DAE – SN772; Calibrated: 25/10/2016
- Phantom: TWIN SAM; Type: Twin SAM V5.0; Serial: 1909
- Measurement SW: DASY4, V4.5 Build 19; Postprocessing SW: SEMCAD, V1.8 Build 145

**Body Back with headset/GSM 850 High/Area Scan (91x101x1):** Measurement grid: dx=10mm, dy=10mm
Maximum value of SAR (interpolated) = 1.82 mW/g

**Body Back with headset/GSM 850 High/Zoom Scan (7x7x7)/Cube 0:** Measurement grid: dx=5mm, dy=5mm, dz=5mm
Reference Value = 38.3 V/m; Power Drift = -0.037 dB
Peak SAR (extrapolated) = 2.87 W/kg
**SAR(1 g) = 1.25 mW/g; SAR(10 g) = 1.01 mW/g**
Maximum value of SAR (measured) = 1.69 mW/g

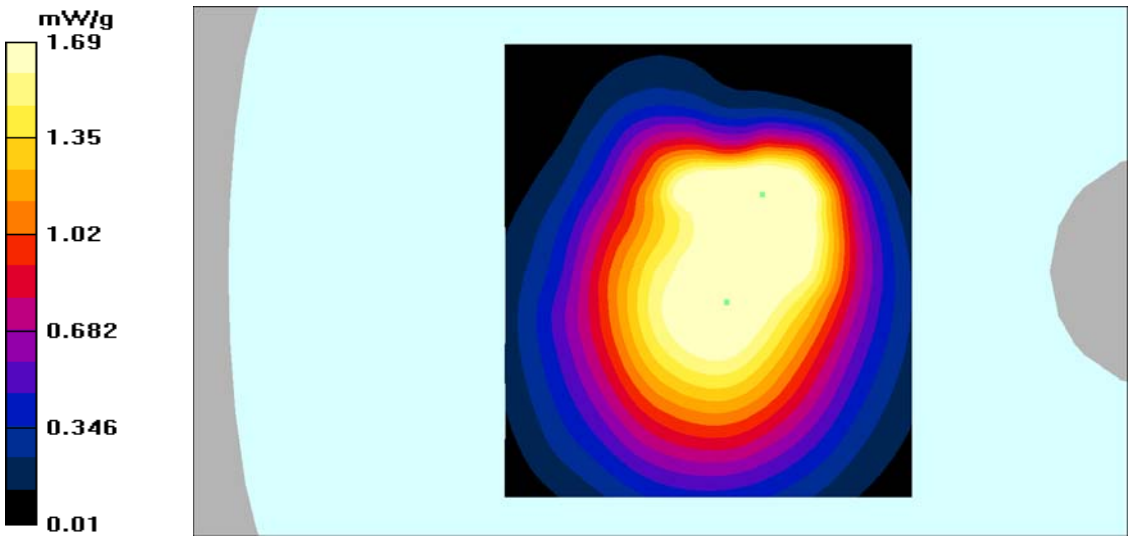

**DUT: MOBILE PHONE; Type: AM246F;**

Communication System: GSM bands; Frequency: 1850.2 MHz;Duty Cycle: 1:8
Medium parameters used: f = 1850.2 MHz; σ = 1.43 mho/m; εr = 40.76; ρ = 1000 kg/$m^3$
Phantom section: Left Section

DASY4 Configuration:
- Probe: EX3DV4 – SN7382; ConvF(8.71, 8.71, 8.71); Calibrated: 26/10/2016
- Sensor-Surface: 4mm (Mechanical Surface Detection)
- Electronics: DAE – SN772; Calibrated: 25/10/2016
- Phantom: TWIN SAM; Type: Twin SAM V5.0; Serial: 1909
- Measurement SW: DASY4, V4.5 Build 19; Postprocessing SW: SEMCAD, V1.8 Build 145

**Left Cheek/GSM 1900 Low/Area Scan (91x121x1):** Measurement grid: dx=10mm, dy=10mm
Maximum value of SAR (interpolated) = 0.448 mW/g

**Left Cheek/GSM 1900 Low/Zoom Scan (7x7x7)/Cube 0:** Measurement grid: dx=5mm, dy=5mm, dz=5mm
Reference Value = 6.62 V/m; Power Drift = -0.082 dB
Peak SAR (extrapolated) = 0.764 W/kg
**SAR(1 g) = 0.401 mW/g; SAR(10 g) = 0.204 mW/g**
Maximum value of SAR (measured) = 0.448 mW/g

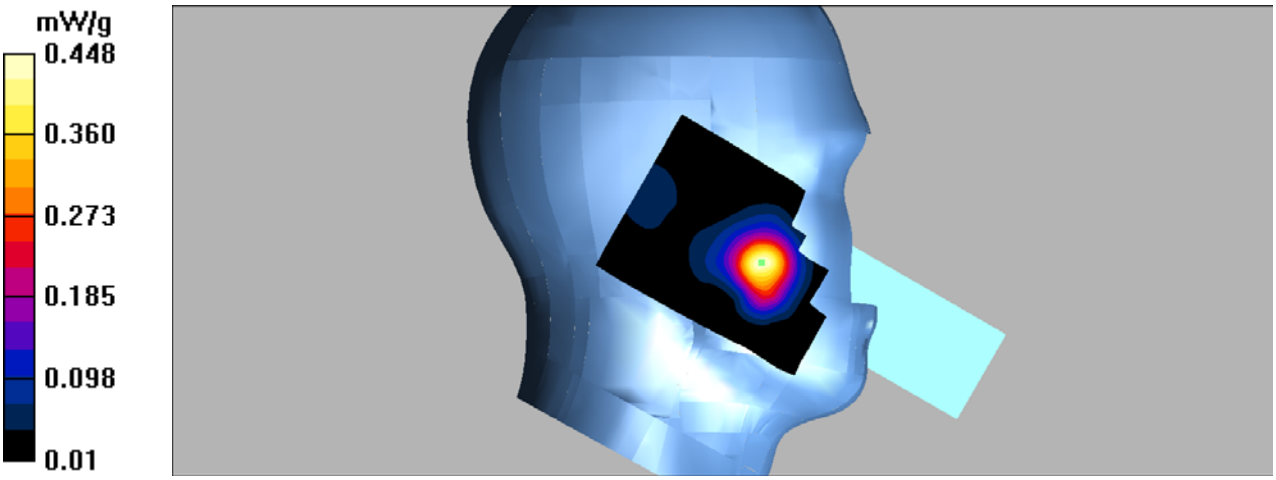

**DUT: MOBILE PHONE; Type: AM246F;**

Communication System: GSM bands; Frequency: 1850.2 MHz;Duty Cycle: 1:8
Medium parameters used: f = 1850.2 MHz; σ = 1.43 mho/m; εr = 40.76; ρ = 1000 kg/$m^3$
Phantom section: Left Section

DASY4 Configuration:
- Probe: EX3DV4 – SN7382; ConvF(8.71, 8.71, 8.71); Calibrated: 26/10/2016
- Sensor-Surface: 4mm (Mechanical Surface Detection)
- Electronics: DAE – SN772; Calibrated: 25/10/2016
- Phantom: TWIN SAM; Type: Twin SAM V5.0; Serial: 1909
- Measurement SW: DASY4, V4.5 Build 19; Postprocessing SW: SEMCAD, V1.8 Build 145

**Left Tilt/WCDMA Band 2 Low/Area Scan (91x121x1):** Measurement grid: dx=10mm, dy=10mm
Maximum value of SAR (interpolated) = 0.074 mW/g

**Left Tilt/WCDMA Band 2 Low/Zoom Scan (7x7x7)/Cube 0:** Measurement grid: dx=5mm, dy=5mm, dz=5mm
Reference Value = 5.96 V/m; Power Drift = 0.106 dB
Peak SAR (extrapolated) = 0.106 W/kg
**SAR(1 g) = 0.067 mW/g; SAR(10 g) = 0.040 mW/g**
Maximum value of SAR (measured) = 0.075 mW/g

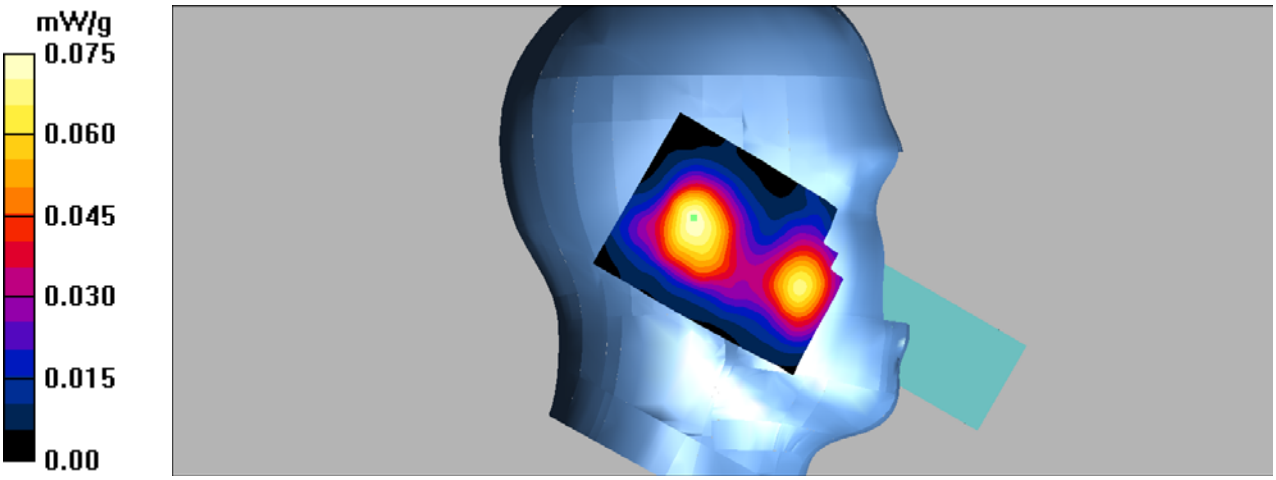

**DUT: MOBILE PHONE; Type: AM246F;**

Communication System: GSM bands; Frequency: 1850.2 MHz;Duty Cycle: 1:8
Medium parameters used: f = 1850.2 MHz; σ = 1.43 mho/m; εr = 40.76; ρ = 1000 kg/$m^3$
Phantom section: Right Section

DASY4 Configuration:
- Probe: EX3DV4 – SN7382; ConvF(8.71, 8.71, 8.71); Calibrated: 26/10/2016
- Sensor-Surface: 4mm (Mechanical Surface Detection)
- Electronics: DAE – SN772; Calibrated: 25/10/2016
- Phantom: TWIN SAM; Type: Twin SAM V5.0; Serial: 1909
- Measurement SW: DASY4, V4.5 Build 19; Postprocessing SW: SEMCAD, V1.8 Build 145

**Right Cheek/GSM 1900 Low/Area Scan (91x121x1):** Measurement grid: dx=10mm, dy=10mm
Maximum value of SAR (interpolated) = 0.532 mW/g

**Right Cheek/GSM 1900 Low/Zoom Scan (7x7x7)/Cube 0:** Measurement grid: dx=5mm, dy=5mm, dz=5mm
Reference Value = 7.62 V/m; Power Drift = -0.011 dB
Peak SAR (extrapolated) = 0.891 W/kg
**SAR(1 g) = 0.470 mW/g; SAR(10 g) = 0.232 mW/g**
Maximum value of SAR (measured) = 0.535 mW/g

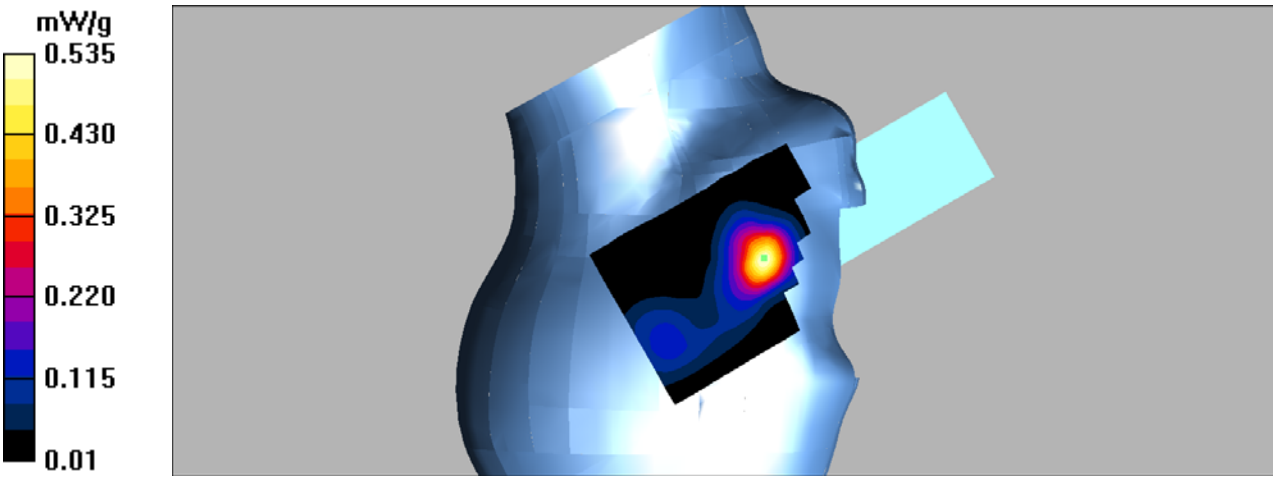

**DUT: MOBILE PHONE; Type: AM246F;**

Communication System: GSM bands; Frequency: 1850.2 MHz;Duty Cycle: 1:8
Medium parameters used: f = 1850.2 MHz; σ = 1.43 mho/m; εr = 40.76; ρ = 1000 kg/$m^3$
Phantom section: Right Section

DASY4 Configuration:
- Probe: EX3DV4 – SN7382; ConvF(8.71, 8.71, 8.71); Calibrated: 26/10/2016
- Sensor-Surface: 4mm (Mechanical Surface Detection)
- Electronics: DAE – SN772; Calibrated: 25/10/2016
- Phantom: TWIN SAM; Type: Twin SAM V5.0; Serial: 1909
- Measurement SW: DASY4, V4.5 Build 19; Postprocessing SW: SEMCAD, V1.8 Build 145

**Right Tilt/GSM 1900 Low/Area Scan (91x121x1):** Measurement grid: dx=10mm, dy=10mm
Maximum value of SAR (interpolated) = 0.146 mW/g

**Right Tilt/GSM 1900 Low/Zoom Scan (7x7x7)/Cube 0:** Measurement grid: dx=5mm, dy=5mm, dz=5mm
Reference Value = 6.61 V/m; Power Drift = -0.015 dB
Peak SAR (extrapolated) = 0.217 W/kg
**SAR(1 g) = 0.133 mW/g; SAR(10 g) = 0.078 mW/g**
Maximum value of SAR (measured) = 0.143 mW/g

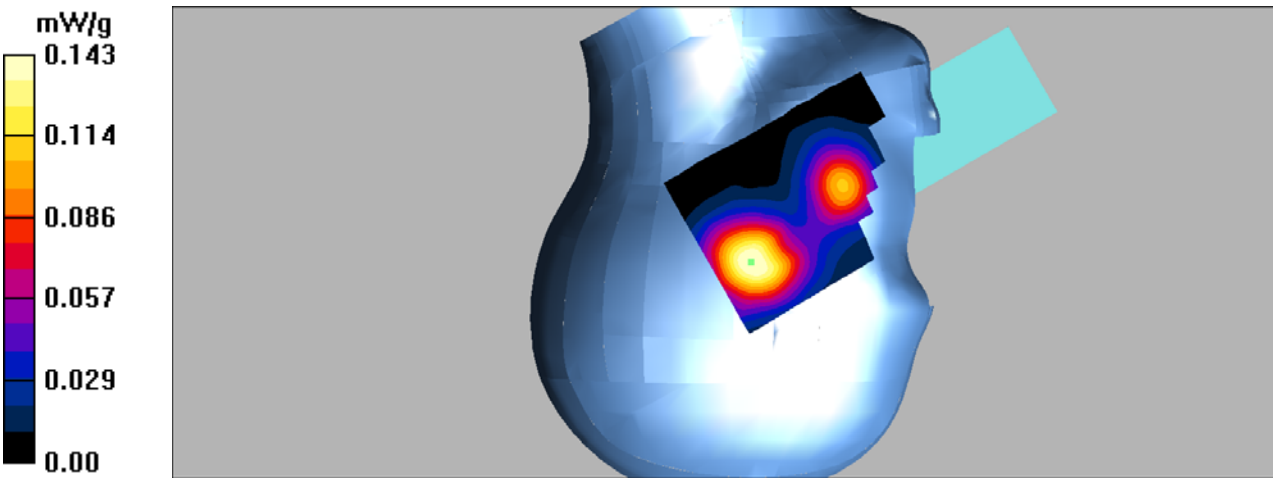

**DUT: MOBILE PHONE; Type: AM246F;**

Communication System: GSM bands; Frequency: 1850.2 MHz;Duty Cycle: 1:8
Medium parameters used: f = 1850.2 MHz; σ = 1.52 mho/m; εr = 53.80; ρ = 1000 kg/$m^3$
Phantom section: Flat Section

DASY4 Configuration:
- Probe: EX3DV4 – SN7382; ConvF(8.31, 8.31, 8.31); Calibrated: 26/10/2016
- Sensor-Surface: 4mm (Mechanical Surface Detection)
- Electronics: DAE – SN772; Calibrated: 25/10/2016
- Phantom: TWIN SAM; Type: Twin SAM V5.0; Serial: 1909
- Measurement SW: DASY4, V4.5 Build 19; Postprocessing SW: SEMCAD, V1.8 Build 145

**Body Worn Back/GSM 1900 Low/Area Scan (101x121x1):** Measurement grid: dx=10mm, dy=10mm
Maximum value of SAR (interpolated) = 0.694 mW/g

**Body Worn Back/GSM 1900 Low/Zoom Scan (7x7x7)/Cube 0:** Measurement grid: dx=5mm, dy=5mm, dz=5mm
Reference Value = 18.4 V/m; Power Drift = 0.00 dB
Peak SAR (extrapolated) = 1.38 W/kg
**SAR(1 g) = 0.645 mW/g; SAR(10 g) = 0.333 mW/g**
Maximum value of SAR (measured) = 0.699 mW/g

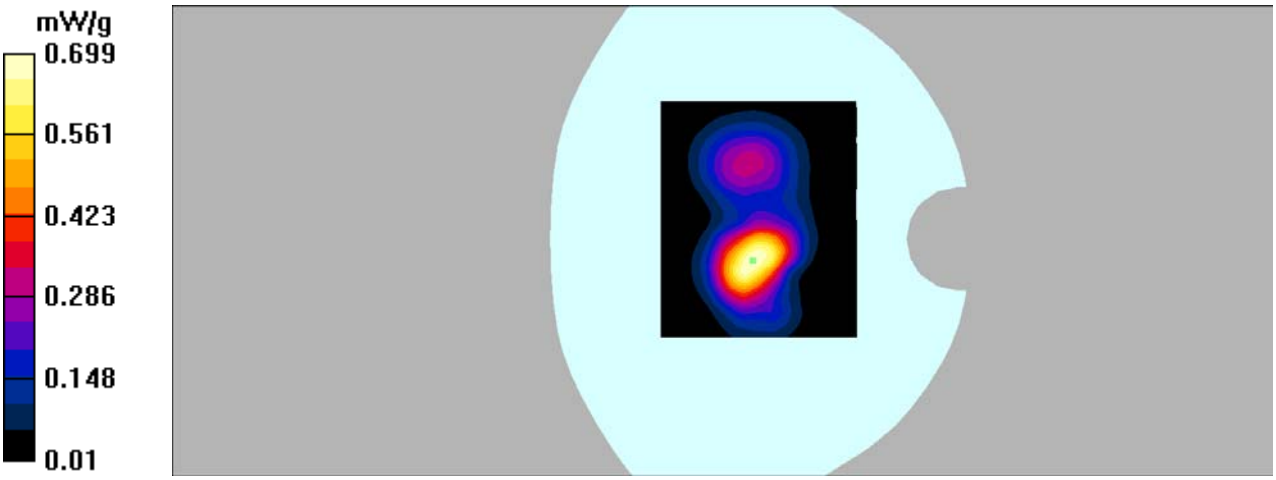

**DUT: MOBILE PHONE; Type: AM246F;**

Communication System: GPRS bands-1slots; Frequency: 1880 MHz;Duty Cycle: 1:8
Medium parameters used: f = 1880 MHz; σ = 1.53 mho/m; εr = 52.67; ρ = 1000 kg/$m^3$
Phantom section: Flat Section

DASY4 Configuration:
- Probe: EX3DV4 – SN7382; ConvF(8.31, 8.31, 8.31); Calibrated: 26/10/2016
- Sensor-Surface: 4mm (Mechanical Surface Detection)
- Electronics: DAE – SN772; Calibrated: 25/10/2016
- Phantom: TWIN SAM; Type: Twin SAM V5.0; Serial: 1909
- Measurement SW: DASY4, V4.5 Build 19; Postprocessing SW: SEMCAD, V1.8 Build 145

**Body Back/GSM 1900 Mid/Area Scan (101x121x1):** Measurement grid: dx=10mm, dy=10mm
Maximum value of SAR (interpolated) = 0.770 mW/g
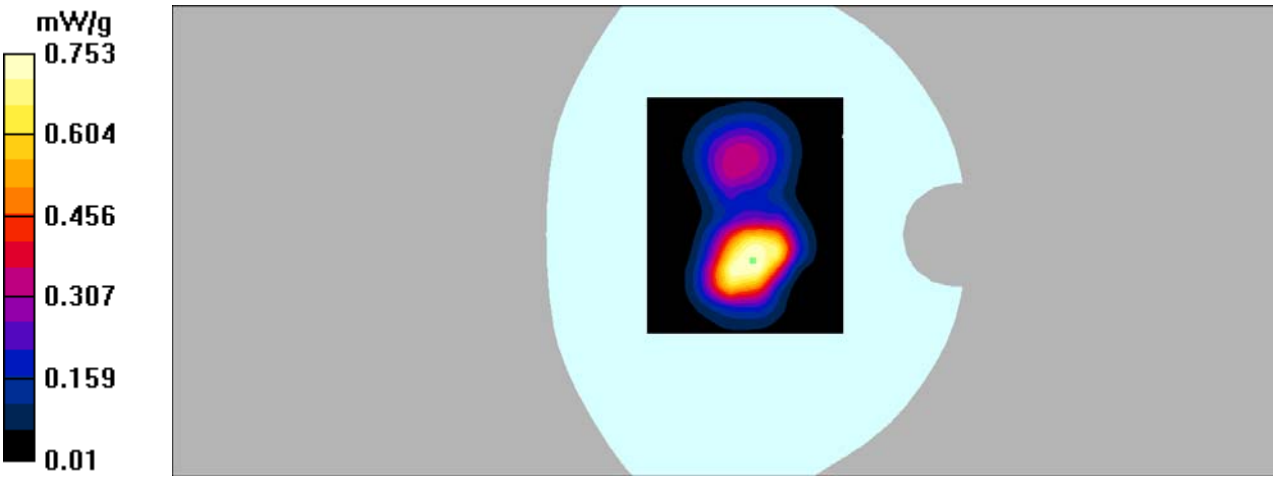
**Body Back/GSM 1900 Mid/Zoom Scan (7x7x7)/Cube 0:** Measurement grid: dx=5mm, dy=5mm, dz=5mm
Reference Value = 20.1 V/m; Power Drift = -0.073 dB
Peak SAR (extrapolated) = 1.52 W/kg
**SAR(1 g) = 0.704 mW/g; SAR(10 g) = 0.373 mW/g**
Maximum value of SAR (measured) = 0.753 mW/g