SAR SYSTEM VALIDATION DATA

DUT: Dipole 835 MHz; Type: D835V2; S/N: 454

Communication System: CW; Frequency: 835 MHz; Duty Cycle: 1:1
Medium parameters used: f = 835 MHz; σ = 0.91 S/m; ε_r = 41.35; ρ = 1000 kg/m^3
Phantom section: Flat Section

DASY4 Configuration:
- Probe: ET3DV6 - SN1664; ConvF(6.33, 6.33, 6.33); Calibrated: 2016-11-17
- Sensor-Surface: 4mm (Mechanical Surface Detection)
- Electronics: DAE4 Sn527; Calibrated: 2016-10-19
- Phantom: TWIN SAM; Type: QD000P40CC; Serial: TP:1368
- Measurement SW: DASY4, V4.5 Build 19; Postprocessing SW: SEMCAD, V1.8 Build 145

835 Head system check /Area Scan (61x61x1): Measurement grid: dx=15mm, dy=15mm
Maximum value of SAR (interpolated) = 2.99 mW/g

835 Head system check /Zoom Scan (5x5x7)/Cube 0: Measurement grid: dx=8mm, dy=8mm, dz=5mm
Reference Value = 56.8 V/m; Power Drift = -0.053 dB
Peak SAR (extrapolated) = 3.79 W/kg
SAR(1 g) = 2.32 mW/g; SAR(10 g) = 1.46 mW/g
Maximum value of SAR (measured) = 2.85 mW/g

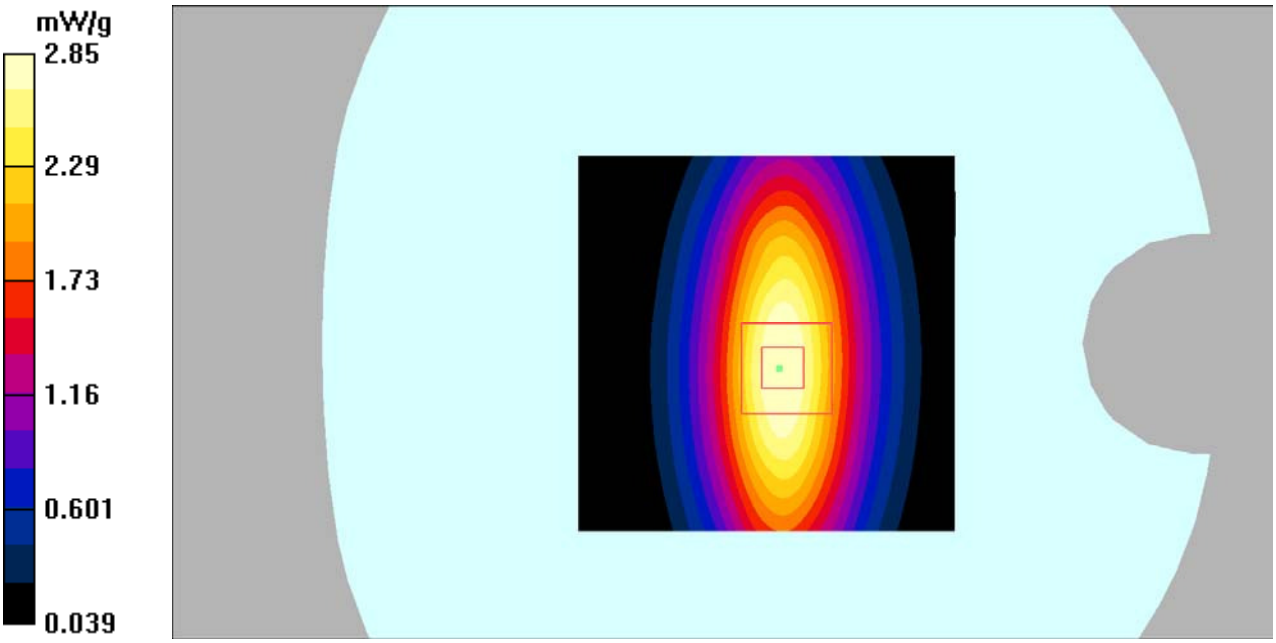

DUT: Dipole 835 MHz; Type: D835V2; S/N: 454

Communication System: CW; Frequency: 835 MHz; Duty Cycle: 1:1
Medium parameters used: f = 835 MHz; σ = 0.98 S/m; ε_r = 54.65; ρ = 1000 kg/m^3
Phantom section: Flat Section

DASY4 Configuration:
- Probe: ET3DV6 - SN1664; ConvF(6.41, 6.41, 6.41); Calibrated: 2016-11-17
- Sensor-Surface: 4mm (Mechanical Surface Detection)
- Electronics: DAE4 Sn527; Calibrated: 2016-10-19
- Phantom: TWIN SAM; Type: QD000P40CC; Serial: TP:1368
- Measurement SW: DASY4, V4.5 Build 19; Postprocessing SW: SEMCAD, V1.8 Build 145

835 Body system check /Area Scan (61x61x1): Measurement grid: dx=15mm, dy=15mm
Maximum value of SAR (interpolated) = 2.92 mW/g

835 Body system check /Zoom Scan (5x5x7)/Cube 0: Measurement grid: dx=8mm, dy=8mm, dz=5mm
Reference Value = 55.7 V/m; Power Drift = -0.073 dB
Peak SAR (extrapolated) = 3.68 W/kg
SAR(1 g) = 2.36 mW/g; SAR(10 g) = 1.47 mW/g
Maximum value of SAR (measured) = 2.79 mW/g

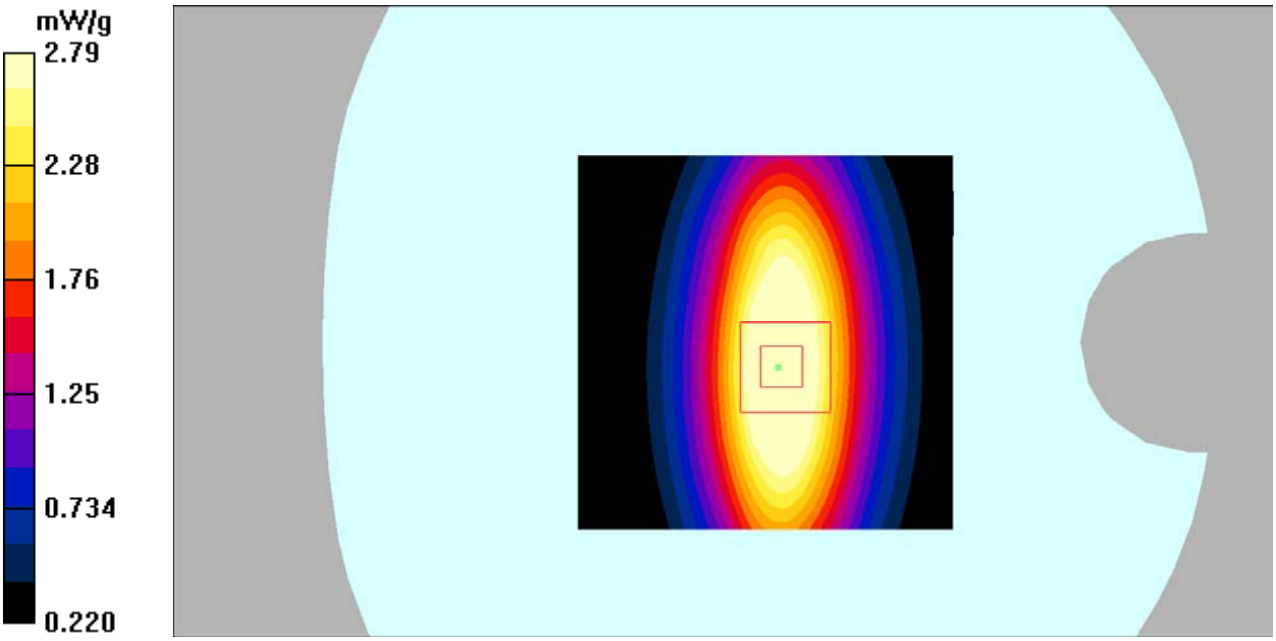

DUT: Dipole 1900 MHz; Type: D1900V2; S/N: 5d207

Communication System: CW; Frequency: 1900 MHz; Duty Cycle: 1:1
Medium parameters used: f = 1900 MHz; σ = 1.38 S/m; ε_r = 40.59; ρ = 1000 kg/m^3
Phantom section: Flat Section

DASY4 Configuration:
- Probe: ET3DV6 - SN1664; ConvF(4.92, 4.92, 4.92); Calibrated: 2016-11-17
- Sensor-Surface: 4mm (Mechanical Surface Detection)
- Electronics: DAE4 Sn527; Calibrated: 2016-10-19
- Phantom: TWIN SAM; Type: QD000P40CC; Serial: TP:1368
- Measurement SW: DASY4, V4.5 Build 19; Postprocessing SW: SEMCAD, V1.8 Build 145

1900 head system check/Area Scan (61x61x1): Measurement grid: dx=15mm, dy=15mm
Maximum value of SAR (interpolated) = 13.5 mW/g

1900 head system check/Zoom Scan (5x5x7)/Cube 0: Measurement grid: dx=8mm, dy=8mm, dz=5mm
Reference Value = 98.2 V/m; Power Drift = -0.037 dB
Peak SAR (extrapolated) = 17.6 W/kg
SAR(1 g) = 10.5 mW/g; SAR(10 g) = 5.65 mW/g
Maximum value of SAR (measured) = 11.9 mW/g

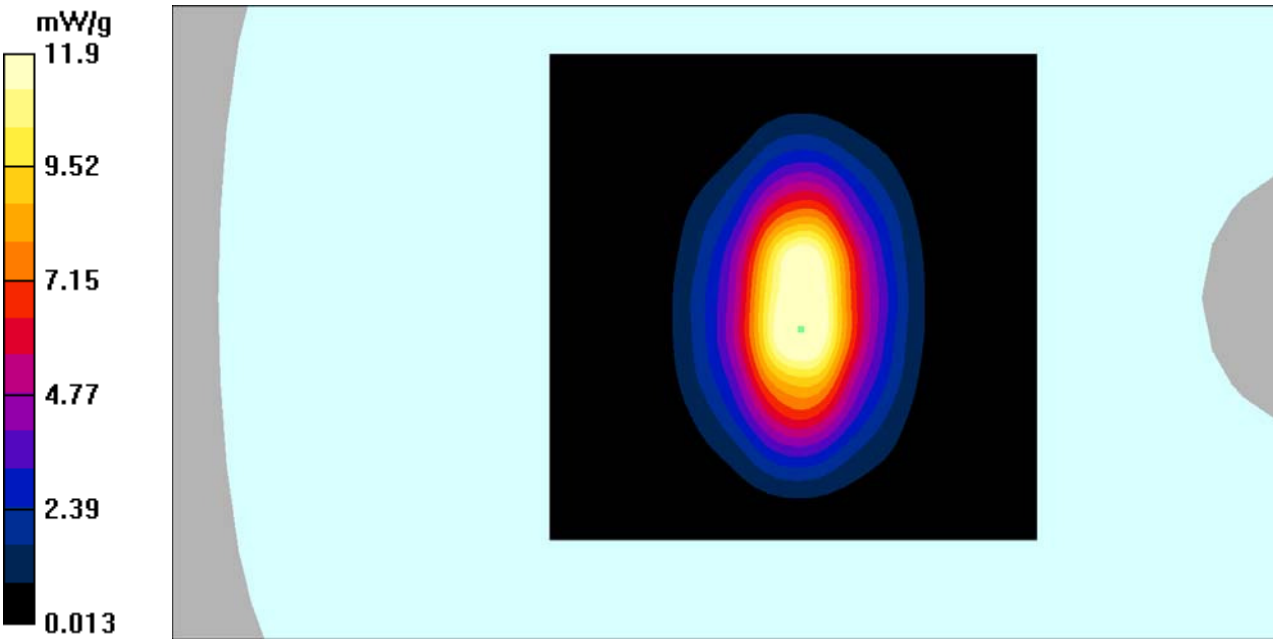

DUT: Dipole 1900 MHz; Type: D1900V2; S/N: 5d207

Communication System: CW; Frequency: 1900 MHz; Duty Cycle: 1:1
Medium parameters used: f = 1900 MHz; σ = 1.52 S/m; ε_r = 52.32; ρ = 1000 kg/m^3
Phantom section: Flat Section

DASY4 Configuration:
- Probe: ET3DV6 - SN1664; ConvF(4.32, 4.32, 4.32); Calibrated: 2016-11-17
- Sensor-Surface: 4mm (Mechanical Surface Detection)
- Electronics: DAE4 Sn527; Calibrated: 2016-10-19
- Phantom: TWIN SAM; Type: QD000P40CC; Serial: TP:1368
- Measurement SW: DASY4, V4.5 Build 19; Postprocessing SW: SEMCAD, V1.8 Build 145

1900 Body system check/Area Scan (61x61x1): Measurement grid: dx=15mm, dy=15mm
Maximum value of SAR (interpolated) = 16.2 mW/g

1900 Body system check/Zoom Scan (5x5x7)/Cube 0: Measurement grid: dx=8mm, dy=8mm, dz=5mm
Reference Value = 103.9 V/m; Power Drift = -0.059 dB
Peak SAR (extrapolated) = 17.3 W/kg
SAR(1 g) = 10.4 mW/g; SAR(10 g) = 5.82 mW/g
Maximum value of SAR (measured) = 11.5 mW/g

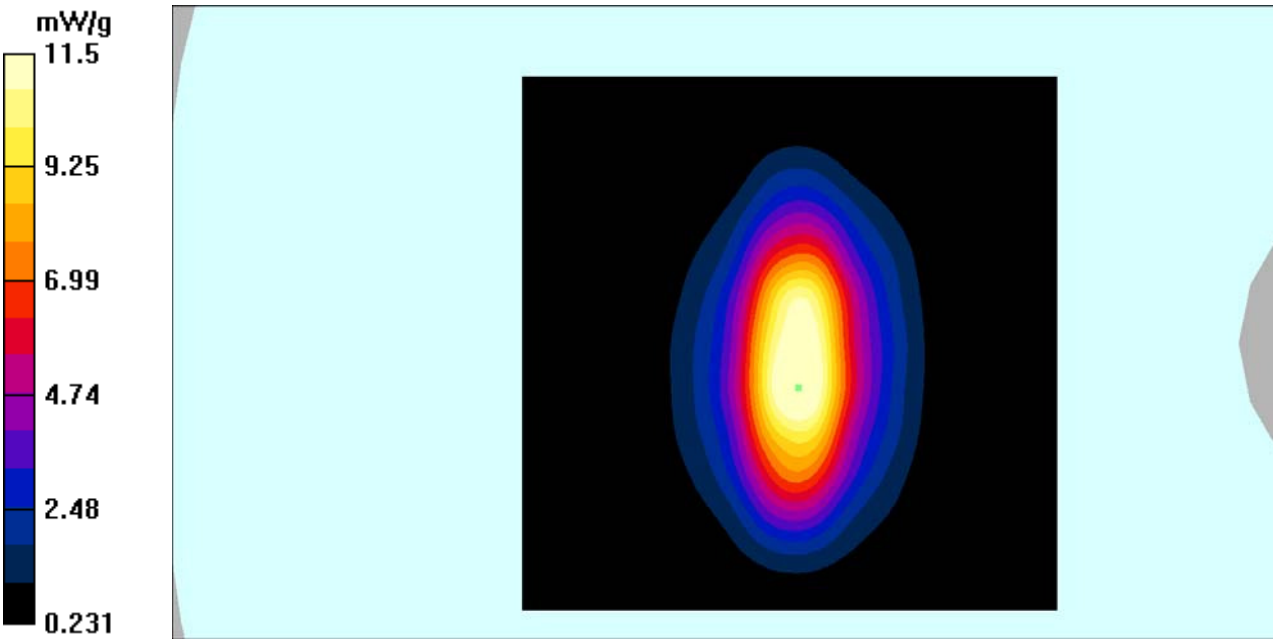

SAR plots:

DUT: Smartphone; Type: AM355;

Communication System: GSM bands; Frequency: 836.6 MHz;Duty Cycle: 1:8
Medium parameters used: f = 836.6 MHz; σ = 0.88 mho/m; εr = 41.63; ρ = 1000 kg/m^3
Phantom section: Left Section
DASY4 Configuration:
- Probe: ET3DV6 - SN1664; ConvF(6.33, 6.33, 6.33); Calibrated: 11/17/2016
- Sensor-Surface: 4mm (Mechanical Surface Detection)
- Electronics: DAE4 Sn527; Calibrated: 10/19/2016
- Phantom: TWIN SAM; Type: QD000P40CC; Serial: TP:1368
- Postprocessing SW: SEMCAD, V1.8 Build 145

GSM835-head-left-cheek-mid /Area Scan (51x91x1): Measurement grid: dx=15mm, dy=15mm
Maximum value of SAR (interpolated) = 0.480 mW/g

GSM835-head-left-cheek-mid /Zoom Scan (5x5x7)/Cube 0: Measurement grid: dx=8mm,

Reference Value = 22.6 V/m; Power Drift = -0.080 dB
Peak SAR (extrapolated) = 0.535 W/kg
SAR(1 g) = 0.419 mW/g; SAR(10 g) = 0.309 mW/g
Maximum value of SAR (measured) = 0.472 mW/g

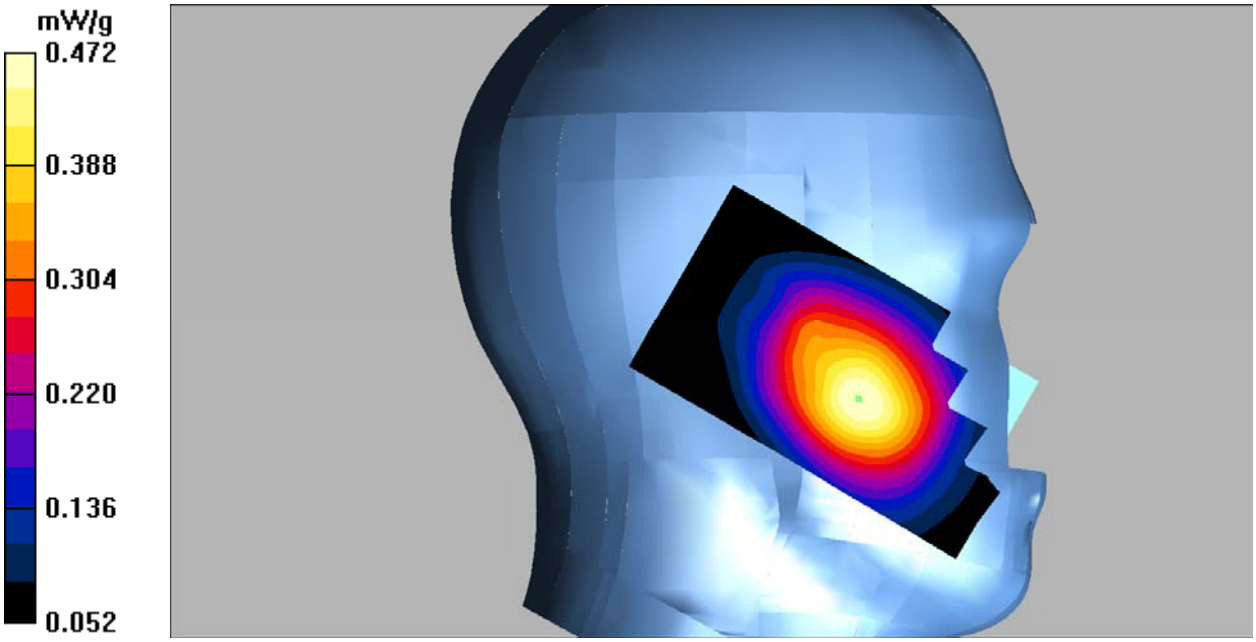

DUT: Smartphone ; Type: AM355;

Communication System: GSM bands; Frequency: 836.6 MHz;Duty Cycle: 1:8
Medium parameters used: f = 836.6 MHz; σ = 0.88 mho/m; εr = 41.63; ρ = 1000 kg/m^3
Phantom section: Left Section
DASY4 Configuration:
- Probe: ET3DV6 - SN1664; ConvF(6.33, 6.33, 6.33); Calibrated: 11/17/2016
- Sensor-Surface: 4mm (Mechanical Surface Detection)
- Electronics: DAE4 Sn527; Calibrated: 10/19/2016
- Phantom: TWIN SAM; Type: QD000P40CC; Serial: TP:1368
- Postprocessing SW: SEMCAD, V1.8 Build 145

GSM835-head-left-tilt-mid/Area Scan (51x91x1): Measurement grid: dx=15mm, dy=15mm
Maximum value of SAR (interpolated) = 0.266 mW/g

GSM835-head-left-tilt-mid/Zoom Scan (5x5x7)/Cube 0: Measurement grid: dx=8mm, dy=8mm, dz=5mm
Reference Value = 16.3 V/m; Power Drift = 0.095 dB
Peak SAR (extrapolated) = 0.306 W/kg
SAR(1 g) = 0.239 mW/g; SAR(10 g) = 0.181 mW/g
Maximum value of SAR (measured) = 0.263 mW/g

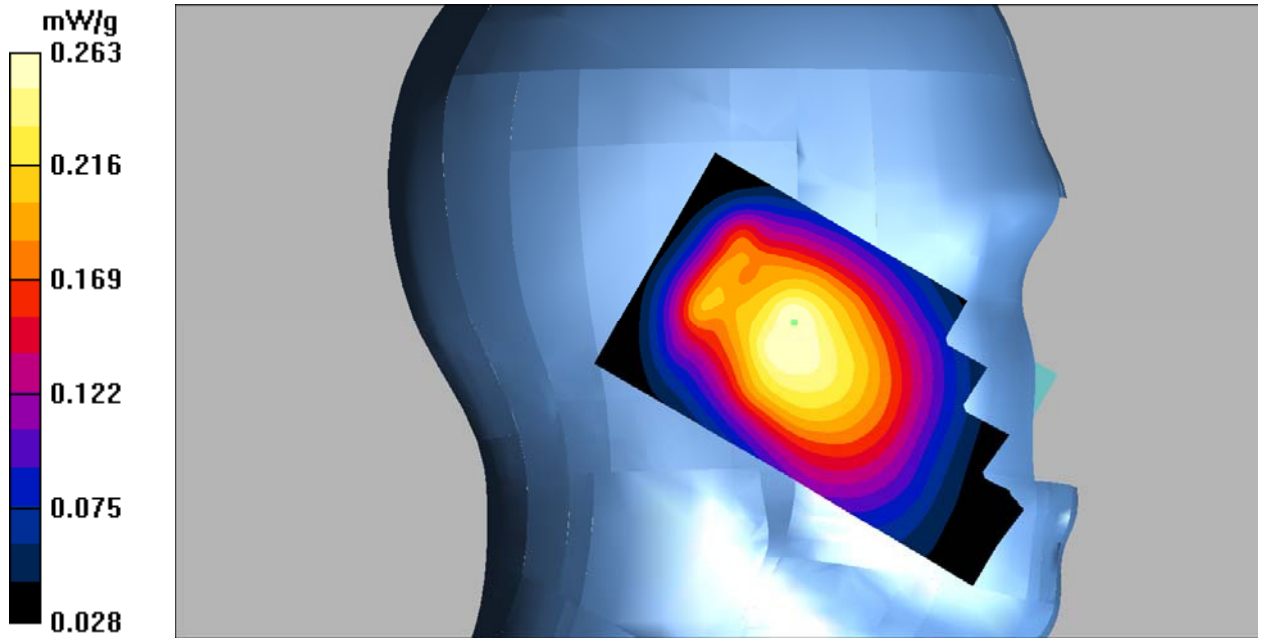

DUT: Smartphone ; Type: AM355;

Communication System: GSM bands; Frequency: 836.6 MHz;Duty Cycle: 1:8
Medium parameters used: f = 836.6 MHz; σ = 0.88 mho/m; εr = 41.63; ρ = 1000 kg/m^3
Phantom section: Right Section
DASY4 Configuration:
- Probe: ET3DV6 - SN1664; ConvF(6.33, 6.33, 6.33); Calibrated: 11/17/2016
- Sensor-Surface: 4mm (Mechanical Surface Detection)
- Electronics: DAE4 Sn527; Calibrated: 10/19/2016
- Phantom: TWIN SAM; Type: QD000P40CC; Serial: TP:1368
- Postprocessing SW: SEMCAD, V1.8 Build 145

GSM835-head-right-cheek-mid/Area Scan (51x91x1): Measurement grid: dx=15mm, dy=15mm
Maximum value of SAR (interpolated) = 0.412 mW/g

GSM835-head-right-cheek-mid/Zoom Scan (5x5x7)/Cube 0: Measurement grid: dx=8mm, dy=8mm, dz=5mm
Reference Value = 20.7 V/m; Power Drift = -0.01 dB
Peak SAR (extrapolated) = 0.509 W/kg
SAR(1 g) = 0.379 mW/g; SAR(10 g) = 0.284 mW/g
Maximum value of SAR (measured) = 0.431 mW/g

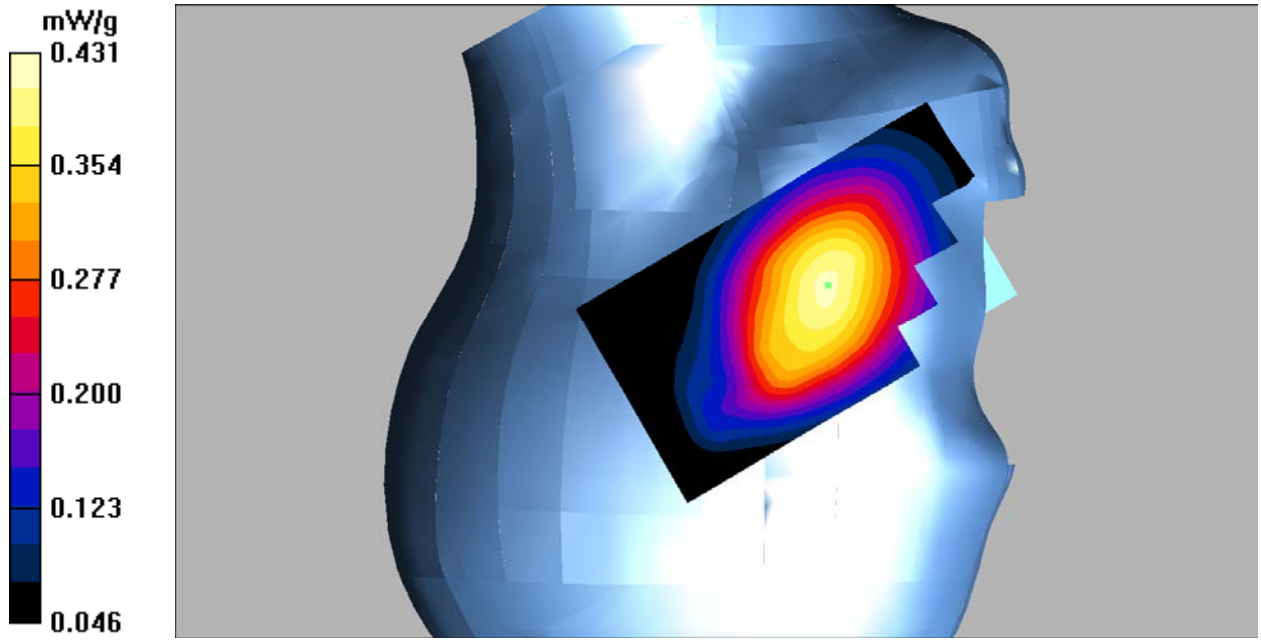

DUT: Smartphone ; Type: AM355;

Communication System: GSM bands; Frequency: 836.6 MHz;Duty Cycle: 1:8
Medium parameters used: f = 836.6 MHz; σ = 0.88 mho/m; εr = 41.63; ρ = 1000 kg/m^3
Phantom section: Right Section
DASY4 Configuration:
- Probe: ET3DV6 - SN1664; ConvF(6.33, 6.33, 6.33); Calibrated: 11/17/2016
- Sensor-Surface: 4mm (Mechanical Surface Detection)
- Electronics: DAE4 Sn527; Calibrated: 10/19/2016
- Phantom: TWIN SAM; Type: QD000P40CC; Serial: TP:1368
- Postprocessing SW: SEMCAD, V1.8 Build 145

GSM835-head-right-tilt-mid/Area Scan (51x91x1): Measurement grid: dx=15mm, dy=15mm
Maximum value of SAR (interpolated) = 0.305 mW/g

GSM835-head-right-tilt-mid/Zoom Scan (5x5x7)/Cube 0: Measurement grid: dx=8mm, dy=8mm, dz=5mm
Reference Value = 18.5 V/m; Power Drift = -0.054 dB
Peak SAR (extrapolated) = 0.340 W/kg
SAR(1 g) = 0.263 mW/g; SAR(10 g) = 0.197 mW/g
Maximum value of SAR (measured) = 0.291 mW/g

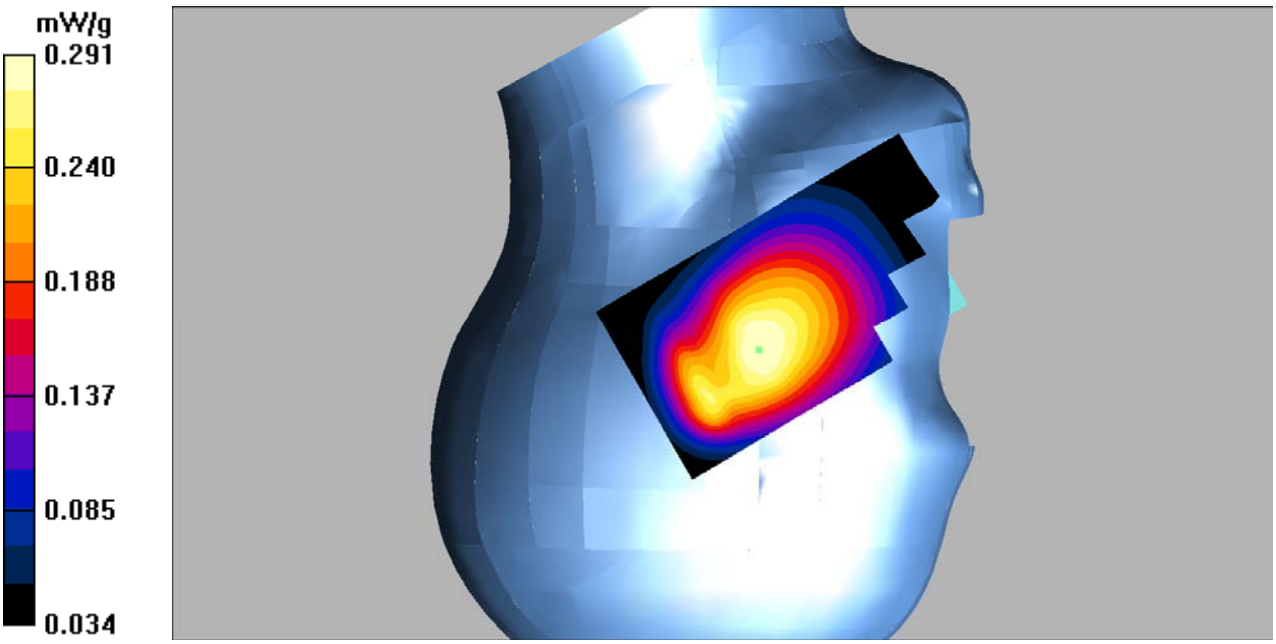

DUT: Smartphone ; Type: AM355;

Communication System: GSM bands; Frequency: 824.2 MHz;Duty Cycle: 1:8
Medium parameters used: f = 824.2 MHz; σ = 0.95 mho/m; εr = 54.35; ρ = 1000 kg/m^3
Phantom section: Flat Section
DASY4 Configuration:
- Probe: ET3DV6 - SN1664; ConvF(6.41, 6.41, 6.41); Calibrated: 11/17/2016
- Sensor-Surface: 4mm (Mechanical Surface Detection)
- Electronics: DAE4 Sn527; Calibrated: 10/19/2016
- Phantom: TWIN SAM; Type: QD000P40CC; Serial: TP:1368
- Postprocessing SW: SEMCAD, V1.8 Build 145

GSM850-body-worn-back-Low/Area Scan (51x101x1): Measurement grid: dx=15mm, dy=15mm
Maximum value of SAR (interpolated) = 1.00 mW/g

GSM850-body-worn-back-Low/Zoom Scan (5x5x7)/Cube 0: Measurement grid: dx=8mm, dy=8mm, dz=5mm
eference Value = 33.8 V/m; Power Drift = 0.122 dB
Peak SAR (extrapolated) = 1.26 W/kg
SAR(1 g) = 0.897 mW/g; SAR(10 g) = 0.657 mW/g
Maximum value of SAR (measured) = 1.00 mW/g

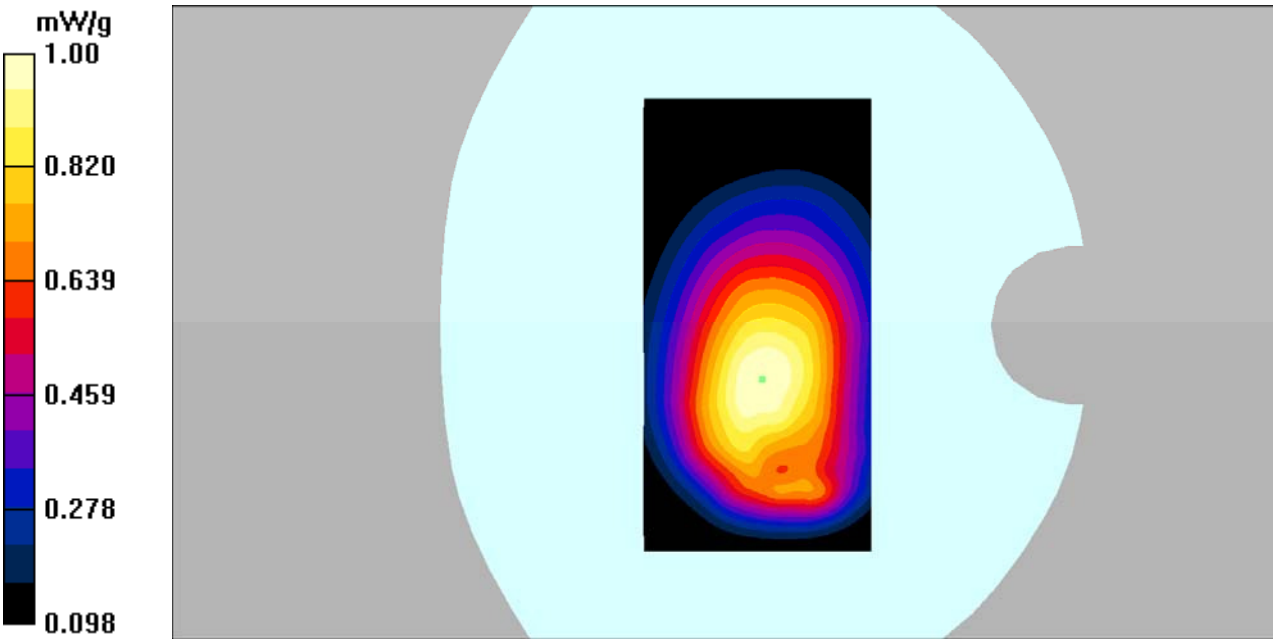

DUT: Smartphone ; Type: AM355;

Communication System: GSM bands; Frequency: 836.6 MHz;Duty Cycle: 1:8
Medium parameters used: f = 836.6 MHz; σ = 0.98 mho/m; εr = 54.32; ρ = 1000 kg/m^3
Phantom section: Flat Section
DASY4 Configuration:
- Probe: ET3DV6 - SN1664; ConvF(6.41, 6.41, 6.41); Calibrated: 11/17/2016
- Sensor-Surface: 4mm (Mechanical Surface Detection)
- Electronics: DAE4 Sn527; Calibrated: 10/19/2016
- Phantom: TWIN SAM; Type: QD000P40CC; Serial: TP:1368
- Postprocessing SW: SEMCAD, V1.8 Build 145

GSM850-body-worn-back-mid/Area Scan (51x101x1): Measurement grid: dx=15mm, dy=15mm
Maximum value of SAR (interpolated) = 1.03 mW/g

GSM850-body-worn-back-mid/Zoom Scan (5x5x7)/Cube 0: Measurement grid: dx=8mm, dy=8mm, dz=5mm
Reference Value = 34.2 V/m; Power Drift = 0.142 dB
Peak SAR (extrapolated) = 1.28 W/kg
SAR(1 g) = 0.951 mW/g; SAR(10 g) = 0.698 mW/g
Maximum value of SAR (measured) = 1.07 mW/g

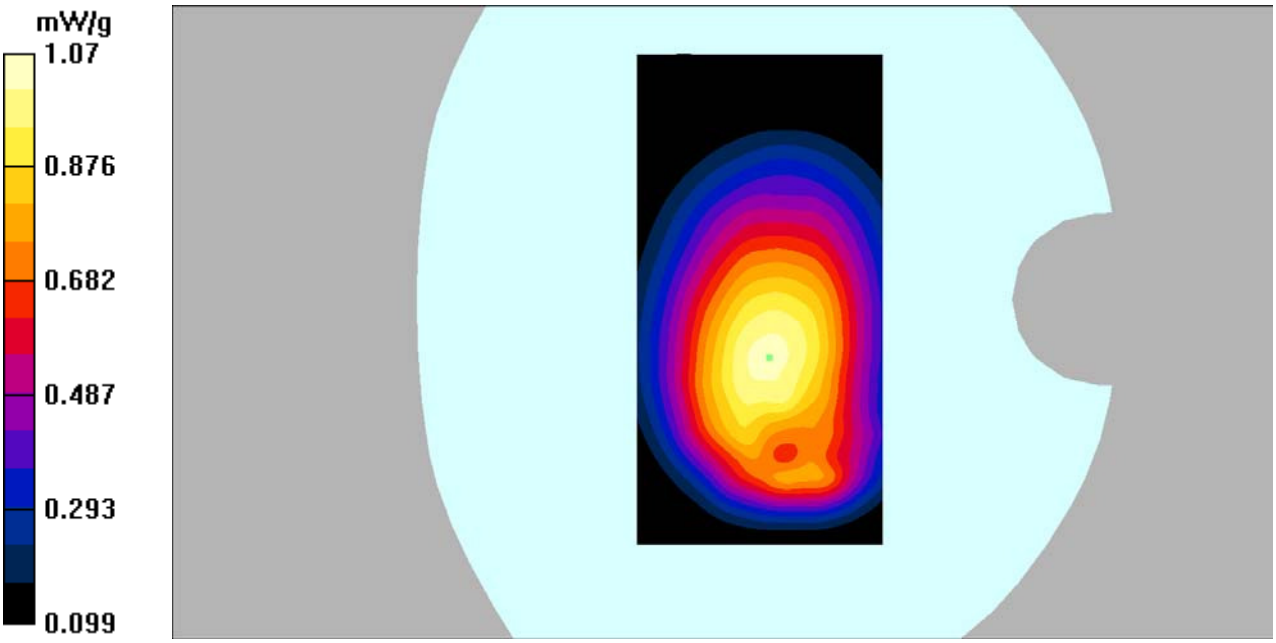

DUT: Smartphone ; Type: AM355;

Communication System: GSM bands; Frequency: 848.8 MHz;Duty Cycle: 1:8
Medium parameters used: f = 848.8 MHz; σ = 0.99 mho/m; εr = 54.49; ρ = 1000 kg/m^3
Phantom section: Flat Section
DASY4 Configuration:
- Probe: ET3DV6 - SN1664; ConvF(6.41, 6.41, 6.41); Calibrated: 11/17/2016
- Sensor-Surface: 4mm (Mechanical Surface Detection)
- Electronics: DAE4 Sn527; Calibrated: 10/19/2016
- Phantom: TWIN SAM; Type: QD000P40CC; Serial: TP:1368
- Postprocessing SW: SEMCAD, V1.8 Build 145

GSM850-body-worn-back-High/Area Scan (51x101x1): Measurement grid: dx=15mm, dy=15mm
Maximum value of SAR (interpolated) = 1.06 mW/g

GSM850-body-worn-back-High/Zoom Scan (5x5x7)/Cube 0: Measurement grid: dx=8mm, dy=8mm, dz=5mm
Reference Value = 34.1 V/m; Power Drift = 0.037 dB
Peak SAR (extrapolated) = 1.27 W/kg
SAR(1 g) = 0.957 mW/g; SAR(10 g) = 0.707 mW/g
Maximum value of SAR (measured) = 1.06 mW/g

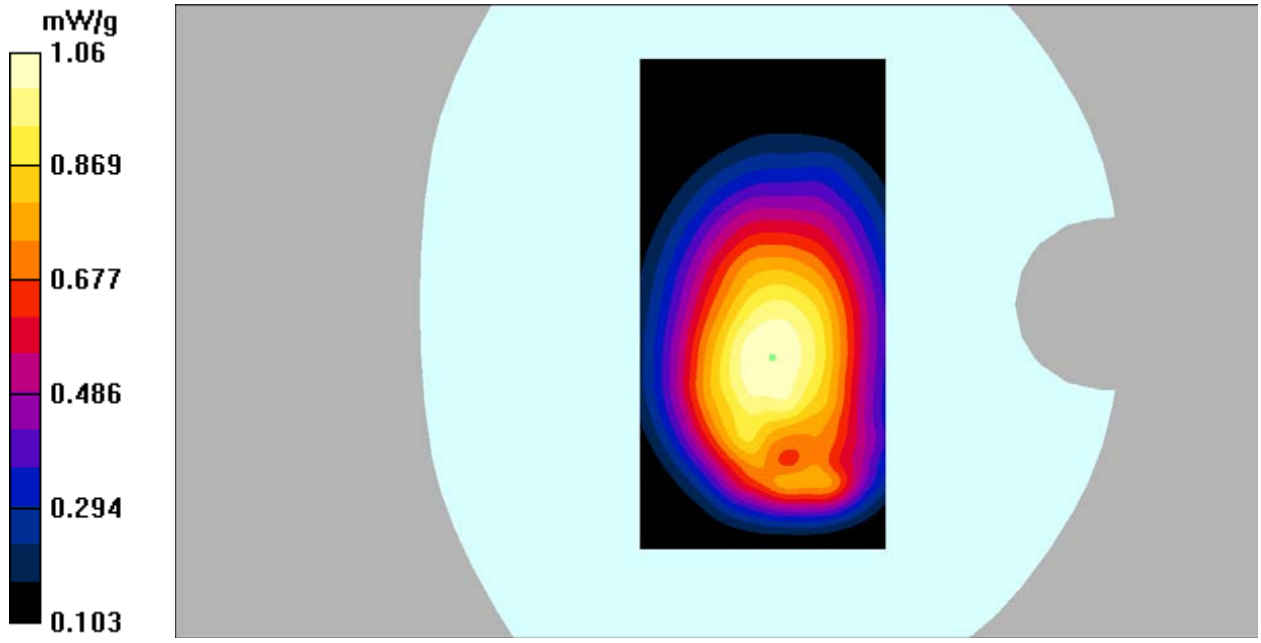

DUT: Smartphone ; Type: AM355;

Communication System: GPRS bands-2slots; Frequency: 824.2 MHz;Duty Cycle: 1:4
Medium parameters used: f = 824.2 MHz; σ = 0.95 mho/m; εr = 54.35; ρ = 1000 kg/m^3
Phantom section: Flat Section
DASY4 Configuration:
- Probe: ET3DV6 - SN1664; ConvF(6.41, 6.41, 6.41); Calibrated: 11/17/2016
- Sensor-Surface: 4mm (Mechanical Surface Detection)
- Electronics: DAE4 Sn527; Calibrated: 10/19/2016
- Phantom: TWIN SAM; Type: QD000P40CC; Serial: TP:1368
- Postprocessing SW: SEMCAD, V1.8 Build 145

GSM850-hotspot-back-Low/Area Scan (51x101x1): Measurement grid: dx=15mm, dy=15mm
Maximum value of SAR (interpolated) = 1.05 mW/g

GSM850-hotspot-back -Low/Zoom Scan (5x5x7)/Cube 0: Measurement grid: dx=8mm, dy=8mm, dz=5mm

Reference Value = 34.8 V/m; Power Drift = -0.102 dB
Peak SAR (extrapolated) = 1.28 W/kg
SAR(1 g) = 0.953 mW/g; SAR(10 g) = 0.697 mW/g
Maximum value of SAR (measured) = 1.06 mW/g

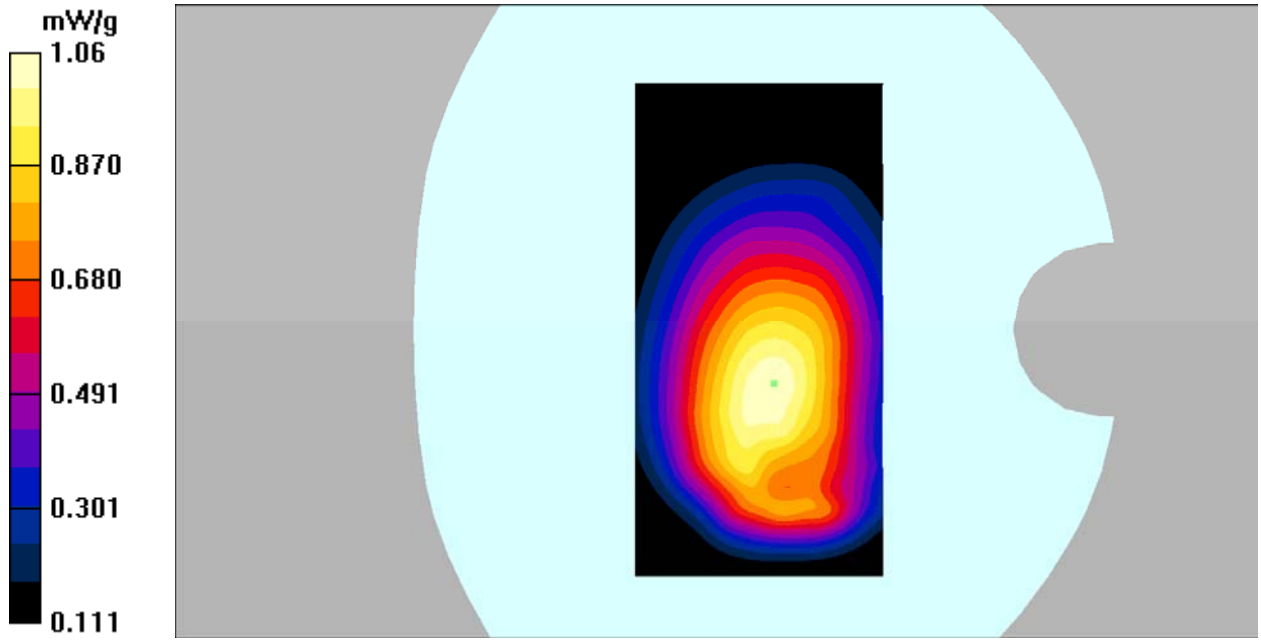

DUT: Smartphone ; Type: AM355;

Communication System: GPRS bands-2slots; Frequency: 836.6 MHz;Duty Cycle: 1:4
Medium parameters used: f = 836.6 MHz; σ = 0.98 mho/m; εr = 54.32; ρ = 1000 kg/m^3
Phantom section: Flat Section
DASY4 Configuration:
- Probe: ET3DV6 - SN1664; ConvF(6.41, 6.41, 6.41); Calibrated: 11/17/2016
- Sensor-Surface: 4mm (Mechanical Surface Detection)
- Electronics: DAE4 Sn527; Calibrated: 10/19/2016
- Phantom: TWIN SAM; Type: QD000P40CC; Serial: TP:1368
- Postprocessing SW: SEMCAD, V1.8 Build 145

GSM850-hotspot-back-mid/Area Scan (51x101x1): Measurement grid: dx=15mm, dy=15mm
Maximum value of SAR (interpolated) = 0.976 mW/g

GSM850-hotspot-back -mid/Zoom Scan (5x5x7)/Cube 0: Measurement grid: dx=8mm, dy=8mm, dz=5mm

Reference Value = 33.3 V/m; Power Drift = -0.087 dB
Peak SAR (extrapolated) = 1.19 W/kg
SAR(1 g) = 0.880 mW/g; SAR(10 g) = 0.645 mW/g
Maximum value of SAR (measured) = 0.982 mW/g

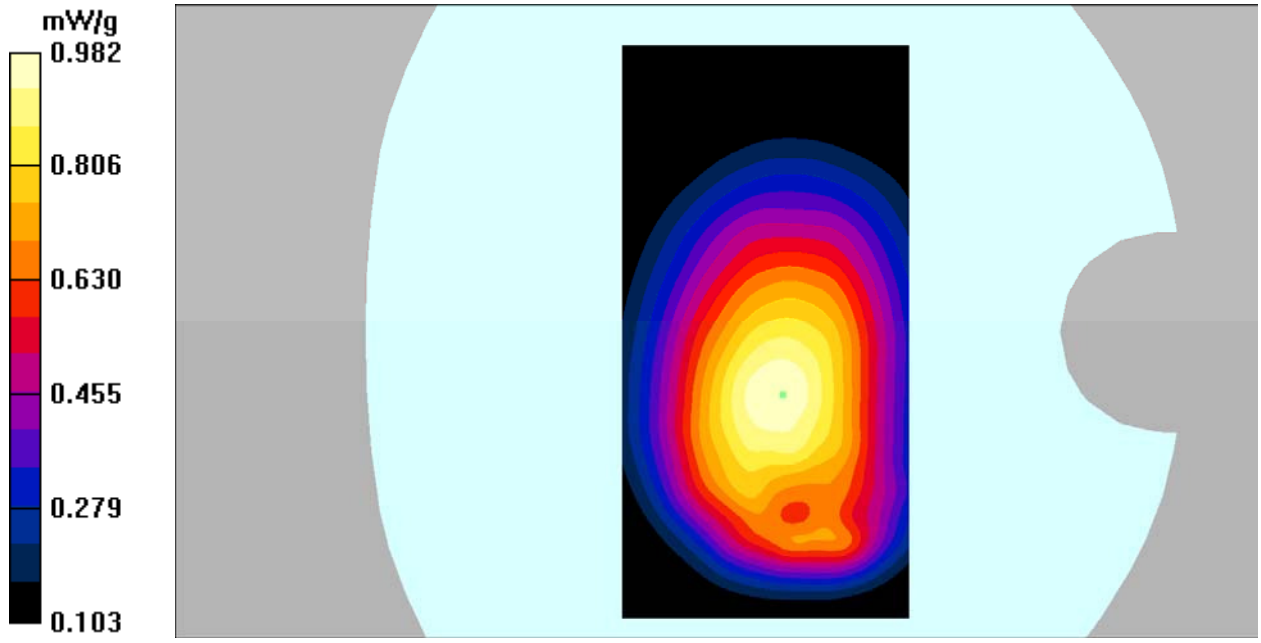

DUT: Smartphone; Type: AM355;

Communication System: GPRS bands-2slots; Frequency: 848.8 MHz;Duty Cycle: 1:4
Medium parameters used: f = 848.8 MHz; σ = 0.99 mho/m; εr = 54.49; ρ = 1000 kg/m^3
Phantom section: Flat Section
DASY4 Configuration:
- Probe: ET3DV6 - SN1664; ConvF(6.41, 6.41, 6.41); Calibrated: 11/17/2016
- Sensor-Surface: 4mm (Mechanical Surface Detection)
- Electronics: DAE4 Sn527; Calibrated: 10/19/2016
- Phantom: TWIN SAM; Type: QD000P40CC; Serial: TP:1368
- Postprocessing SW: SEMCAD, V1.8 Build 145

GSM850-hotspot-back-High/Area Scan (51x101x1): Measurement grid: dx=15mm, dy=15mm
Maximum value of SAR (interpolated) = 0.911 mW/g

GSM850-hotspot-back -High/Zoom Scan (5x5x7)/Cube 0: Measurement grid: dx=8mm, dy=8mm, dz=5mm

Reference Value = 31.9 V/m; Power Drift = 0.081 dB
Peak SAR (extrapolated) = 1.17 W/kg
SAR(1 g) = 0.841 mW/g; SAR(10 g) = 0.616 mW/g
Maximum value of SAR (measured) = 0.934 mW/g

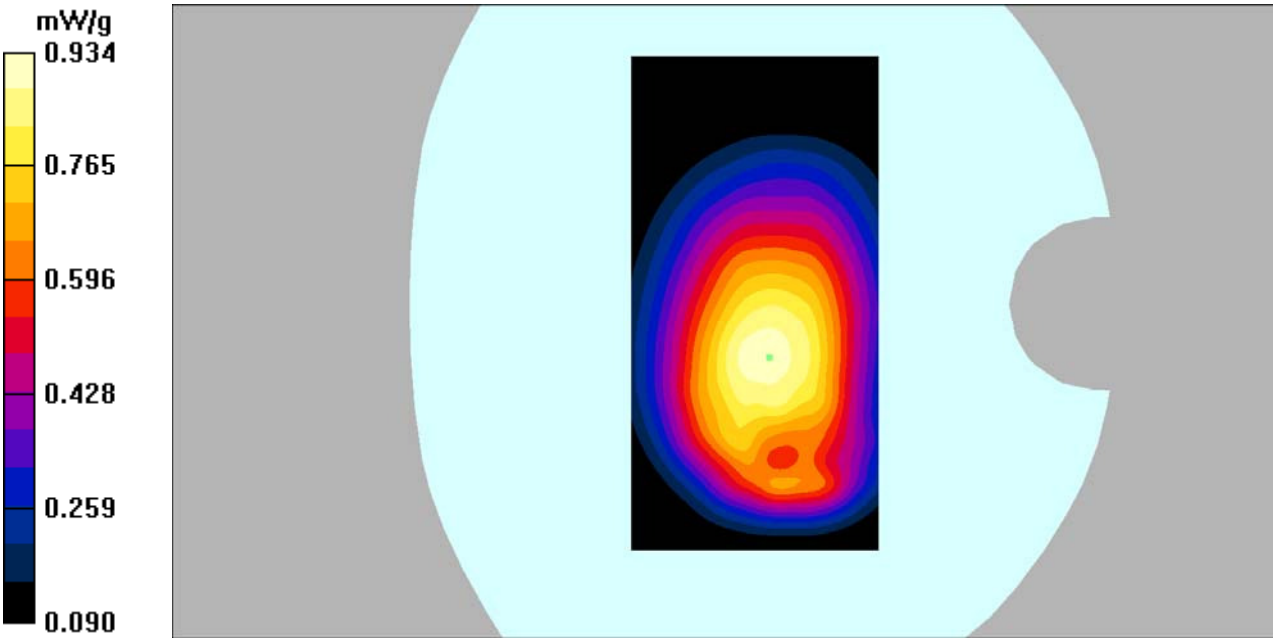

DUT: Smartphone ; Type: AM355;

Communication System: GPRS bands-2slots; Frequency: 836.6 MHz;Duty Cycle: 1:4
Medium parameters used: f = 836.6 MHz; σ = 0.98 mho/m; εr = 54.32; ρ = 1000 kg/m^3
Phantom section: Flat Section
DASY4 Configuration:
- Probe: ET3DV6 - SN1664; ConvF(6.41, 6.41, 6.41); Calibrated: 11/17/2016
- Sensor-Surface: 4mm (Mechanical Surface Detection)
- Electronics: DAE4 Sn527; Calibrated: 10/19/2016
- Phantom: TWIN SAM; Type: QD000P40CC; Serial: TP:1368
- Postprocessing SW: SEMCAD, V1.8 Build 145

GSM850-hotspot-Left-mid/Area Scan (41x101x1): Measurement grid: dx=15mm, dy=15mm
Maximum value of SAR (interpolated) = 0.421 mW/g

GSM850-hotspot-Left-mid/Zoom Scan (5x5x7)/Cube 0: Measurement grid: dx=8mm, dy=8mm, dz=5mm
Reference Value = 21.8 V/m; Power Drift = 0.092 dB
Peak SAR (extrapolated) = 0.555 W/kg
SAR(1 g) = 0.368 mW/g; SAR(10 g) = 0.250 mW/g
Maximum value of SAR (measured) = 0.420 mW/g

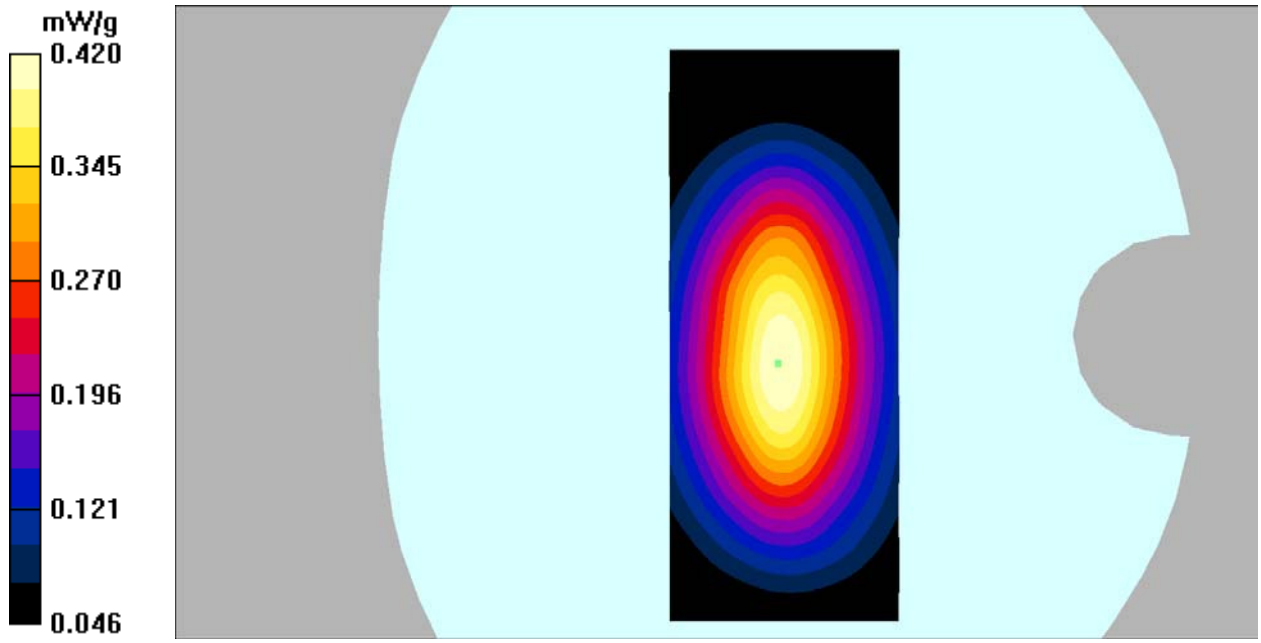

DUT: Smartphone; Type: AM355;

Communication System: GPRS bands-2slots; Frequency: 836.6 MHz;Duty Cycle: 1:4
Medium parameters used: f = 836.6 MHz; σ = 0.98 mho/m; εr = 54.32; ρ = 1000 kg/m^3
Phantom section: Flat Section
DASY4 Configuration:
- Probe: ET3DV6 - SN1664; ConvF(6.41, 6.41, 6.41); Calibrated: 11/17/2016
- Sensor-Surface: 4mm (Mechanical Surface Detection)
- Electronics: DAE4 Sn527; Calibrated: 10/19/2016
- Phantom: TWIN SAM; Type: QD000P40CC; Serial: TP:1368
- Postprocessing SW: SEMCAD, V1.8 Build 145

GSM850-hotspot-Right-mid/Area Scan (41x101x1): Measurement grid: dx=15mm, dy=15mm
Maximum value of SAR (interpolated) = 0.631 mW/g

GSM850-hotspot-Right-mid/Zoom Scan (5x5x7)/Cube 0: Measurement grid: dx=8mm, dy=8mm, dz=5mm
Reference Value = 27.0 V/m; Power Drift = 0.076 dB
Peak SAR (extrapolated) = 0.825 W/kg
SAR(1 g) = 0.553 mW/g; SAR(10 g) = 0.381 mW/g
Maximum value of SAR (measured) = 0.637 mW/g

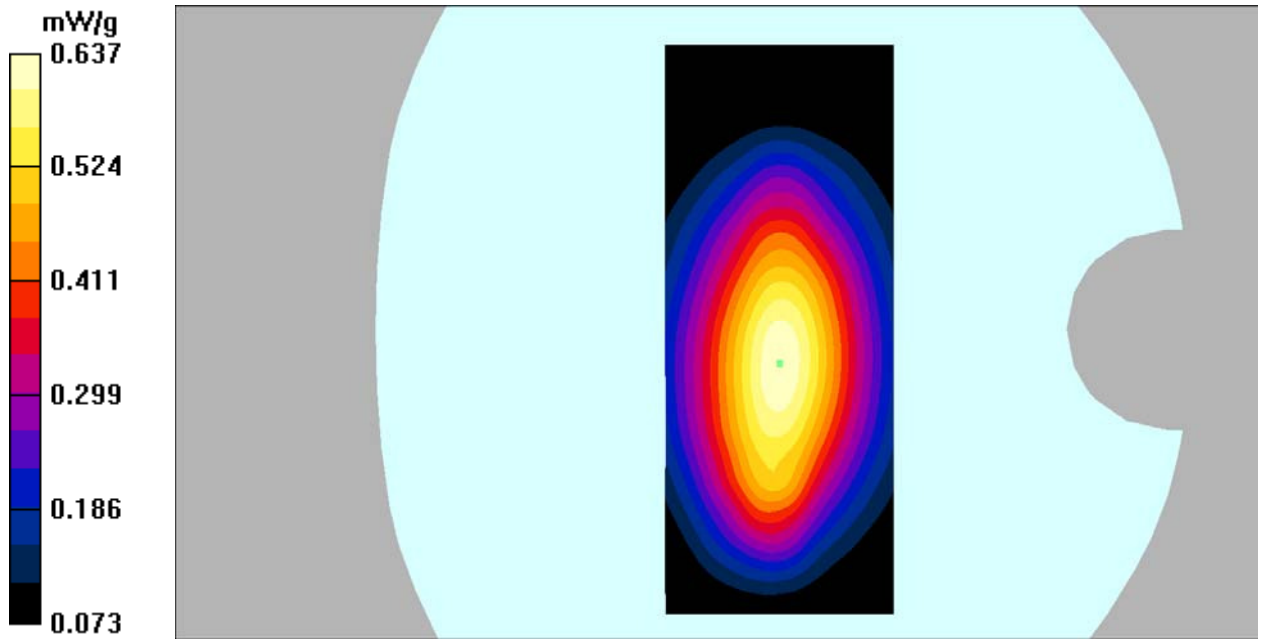

DUT: Smartphone ; Type: AM355;

Communication System: GPRS bands-2slots; Frequency: 836.6 MHz;Duty Cycle: 1:4
Medium parameters used: f = 836.6 MHz; σ = 0.98 mho/m; εr = 54.32; ρ = 1000 kg/m^3
Phantom section: Flat Section
DASY4 Configuration:
- Probe: ET3DV6 - SN1664; ConvF(6.41, 6.41, 6.41); Calibrated: 11/17/2016
- Sensor-Surface: 4mm (Mechanical Surface Detection)
- Electronics: DAE4 Sn527; Calibrated: 10/19/2016
- Phantom: TWIN SAM; Type: QD000P40CC; Serial: TP:1368
- Postprocessing SW: SEMCAD, V1.8 Build 145

GSM850-hotspot-bottom-mid/Area Scan (81x101x1): Measurement grid: dx=15mm, dy=15mm
Maximum value of SAR (interpolated) = 0.211 mW/g

GSM850-hotspot-bottom-mid/Zoom Scan (5x5x7)/Cube 0: Measurement grid: dx=8mm, dy=8mm, dz=5mm
Reference Value = 11.9 V/m; Power Drift = -0.051 dB
Peak SAR (extrapolated) = 0.469 W/kg
SAR(1 g) = 0.176 mW/g; SAR(10 g) = 0.091 mW/g
Maximum value of SAR (measured) = 0.218 mW/g

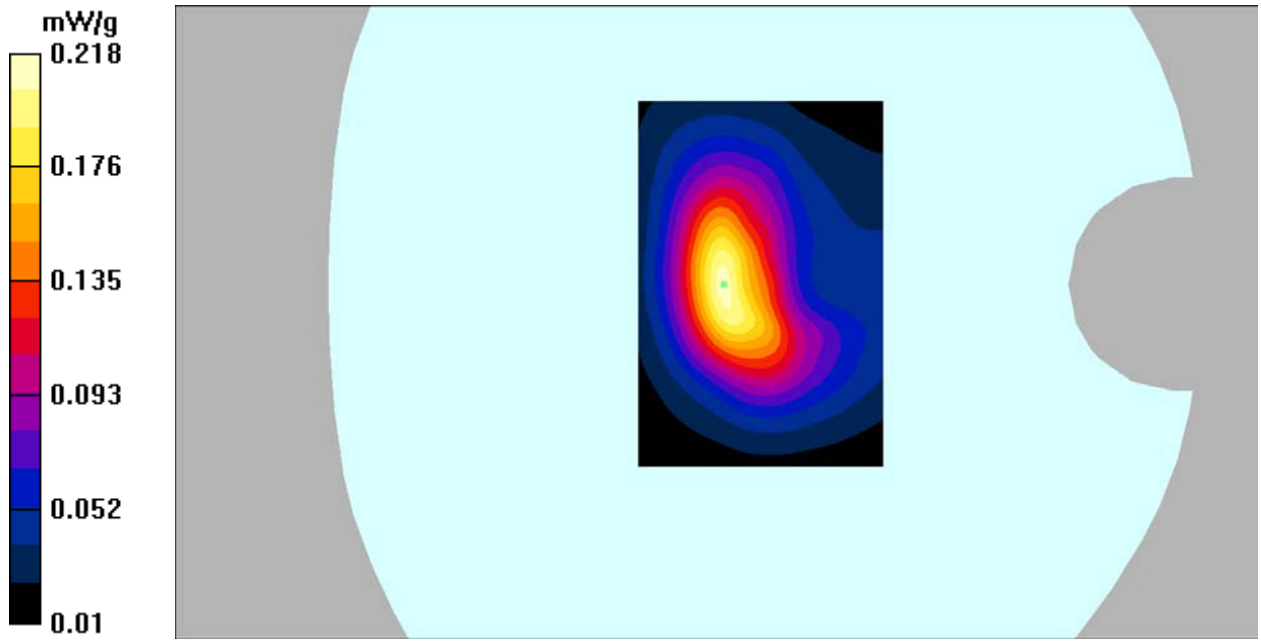

DUT: Smartphone; Type: AM355;

Communication System: GSM bands; Frequency: 1880 MHz;Duty Cycle: 1:8
Medium parameters used: f = 1880 MHz; σ = 1.42 mho/m; εr = 39.53; ρ = 1000 kg/m^3
Phantom section: Left Section
DASY4 Configuration:
- Probe: ET3DV6 - SN1664; ConvF(4.92, 4.92, 4.92); Calibrated: 11/17/2016
- Sensor-Surface: 4mm (Mechanical Surface Detection)
- Electronics: DAE4 Sn527; Calibrated: 10/19/2016
- Phantom: TWIN SAM; Type: QD000P40CC; Serial: TP:1368
- Postprocessing SW: SEMCAD, V1.8 Build 145

PCS1900-head-left-cheek-mid/Area Scan (51x91x1): Measurement grid: dx=15mm, dy=15mm
Maximum value of SAR (interpolated) = 0.476 mW/g

PCS1900-head-left-cheek-mid/Zoom Scan (5x5x7)/Cube 0: Measurement grid: dx=8mm, dy=8mm, dz=5mm
Reference Value = 16.5 V/m; Power Drift = 0.162 dB
Peak SAR (extrapolated) = 0.663 W/kg
SAR(1 g) = 0.459 mW/g; SAR(10 g) = 0.287 mW/g
Maximum value of SAR (measured) = 0.519 mW/g

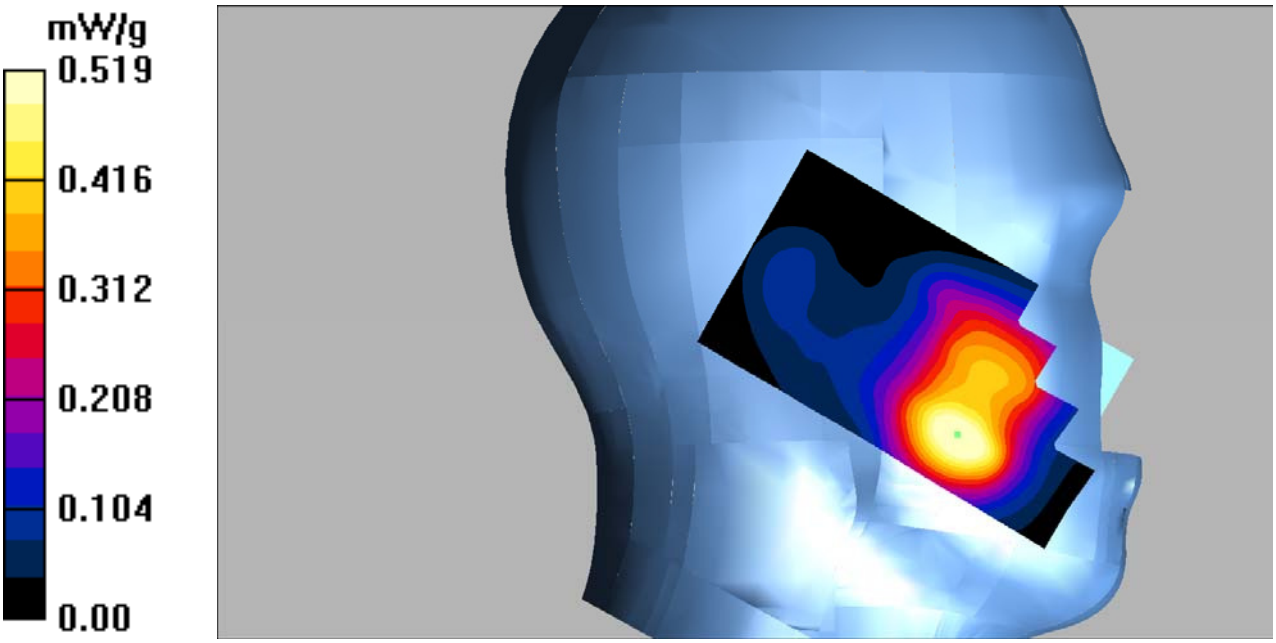

DUT: Smartphone; Type: AM355;

Communication System: GSM bands; Frequency: 1880 MHz;Duty Cycle: 1:8
Medium parameters used: f = 1880 MHz; σ = 1.42 mho/m; εr = 39.53; ρ = 1000 kg/m^3
Phantom section: Left Section
DASY4 Configuration:
- Probe: ET3DV6 - SN1664; ConvF(4.92, 4.92, 4.92); Calibrated: 11/17/2016
- Sensor-Surface: 4mm (Mechanical Surface Detection)
- Electronics: DAE4 Sn527; Calibrated: 10/19/2016
- Phantom: TWIN SAM; Type: QD000P40CC; Serial: TP:1368
- Postprocessing SW: SEMCAD, V1.8 Build 145

PCS1900-head-left-tilt-mid/Area Scan (51x91x1): Measurement grid: dx=15mm, dy=15mm
Maximum value of SAR (interpolated) = 0.235 mW/g

PCS1900-head-left-tilt-mid/Zoom Scan (5x5x7)/Cube 0: Measurement grid: dx=8mm, dy=8mm, dz=5mm
Reference Value = 12.1 V/m; Power Drift = 0.00 dB
Peak SAR (extrapolated) = 0.345 W/kg
SAR(1 g) = 0.210 mW/g; SAR(10 g) = 0.120 mW/g
Maximum value of SAR (measured) = 0.233 mW/g

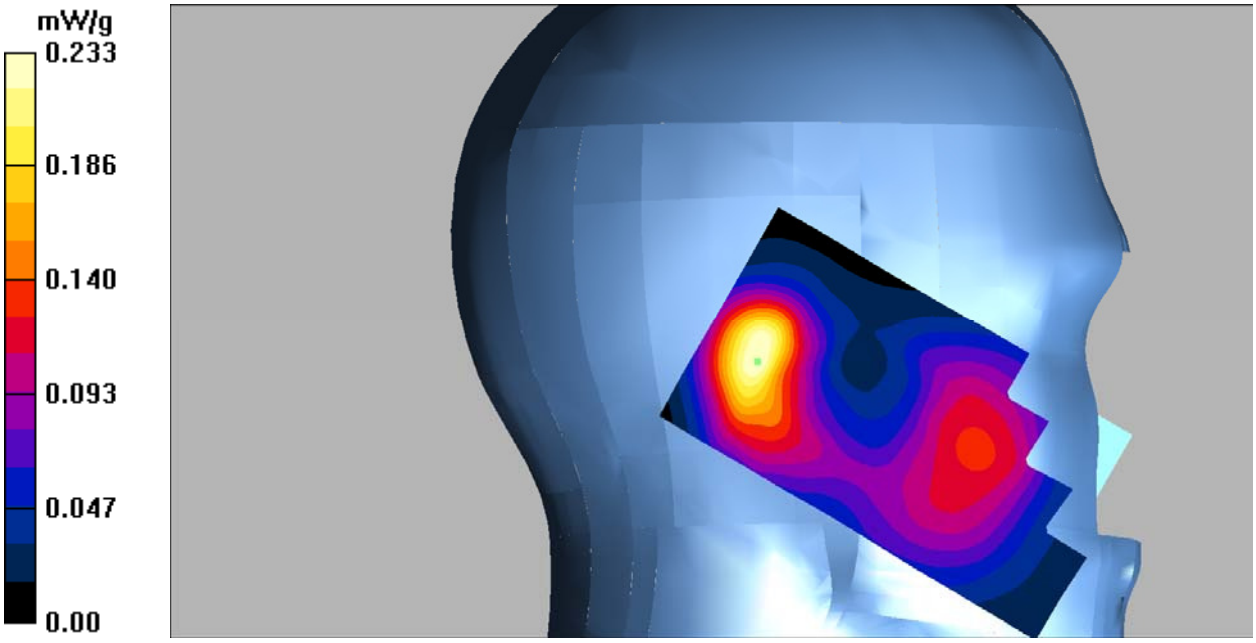

DUT: Smartphone ; Type: AM355;

Communication System: GSM bands; Frequency: 1880 MHz;Duty Cycle: 1:8
Medium parameters used: f = 1880 MHz; σ = 1.42 mho/m; εr = 39.53; ρ = 1000 kg/m^3
Phantom section: Right Section
DASY4 Configuration:
- Probe: ET3DV6 - SN1664; ConvF(4.92, 4.92, 4.92); Calibrated: 11/17/2016
- Sensor-Surface: 4mm (Mechanical Surface Detection)
- Electronics: DAE4 Sn527; Calibrated: 10/19/2016
- Phantom: TWIN SAM; Type: QD000P40CC; Serial: TP:1368
- Postprocessing SW: SEMCAD, V1.8 Build 145

PCS1900-head-right-cheek-mid/Area Scan (51x91x1): Measurement grid: dx=15mm, dy=15mm
Maximum value of SAR (interpolated) = 0.440 mW/g

PCS1900-head-right-cheek-mid/Zoom Scan (5x5x7)/Cube 0: Measurement grid: dx=8mm, dy=8mm, dz=5mm
Reference Value = 17.3 V/m; Power Drift = -0.200 dB
Peak SAR (extrapolated) = 0.586 W/kg
SAR(1 g) = 0.399 mW/g; SAR(10 g) = 0.253 mW/g
Maximum value of SAR (measured) = 0.436 mW/g

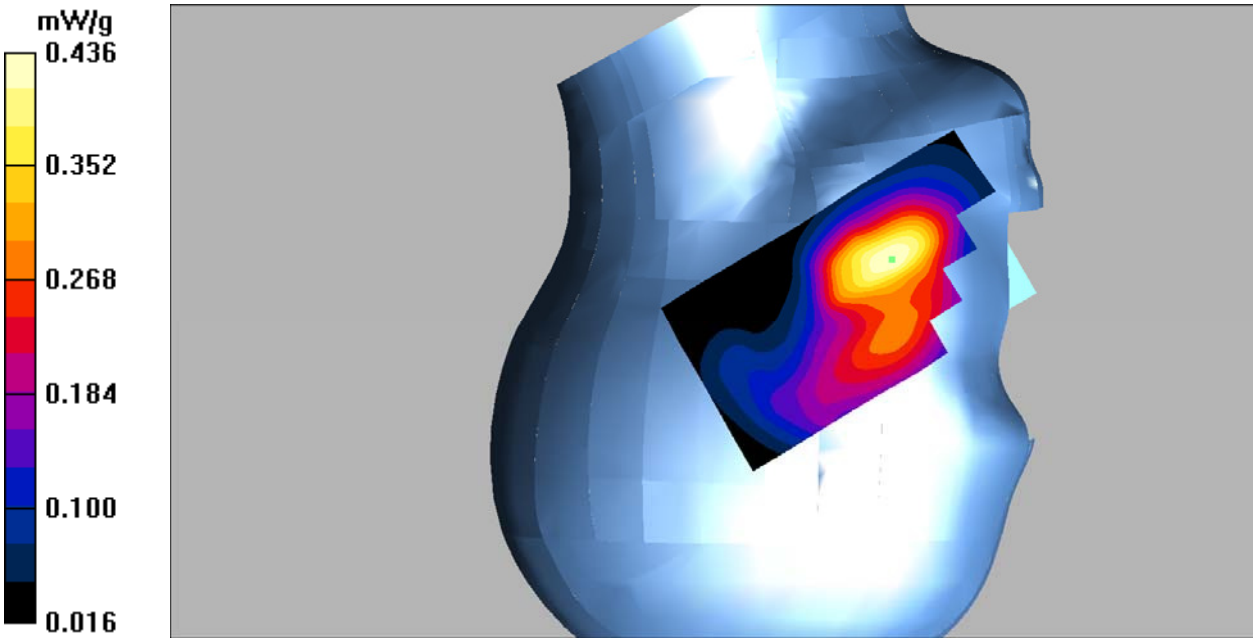

DUT: Smartphone ; Type: AM355;

Communication System: GSM bands; Frequency: 1880 MHz;Duty Cycle: 1:8
Medium parameters used: f = 1880 MHz; σ = 1.42 mho/m; εr = 39.53; ρ = 1000 kg/m^3
Phantom section: Right Section
DASY4 Configuration:
- Probe: ET3DV6 - SN1664; ConvF(4.92, 4.92, 4.92); Calibrated: 11/17/2016
- Sensor-Surface: 4mm (Mechanical Surface Detection)
- Electronics: DAE4 Sn527; Calibrated: 10/19/2016
- Phantom: TWIN SAM; Type: QD000P40CC; Serial: TP:1368
- Postprocessing SW: SEMCAD, V1.8 Build 145

PCS1900-head-right-tilt-mid/Area Scan (51x91x1): Measurement grid: dx=15mm, dy=15mm
Maximum value of SAR (interpolated) = 0.254 mW/g

PCS1900-head-right-tilt-mid/Zoom Scan (5x5x7)/Cube 0: Measurement grid: dx=8mm, dy=8mm, dz=5mm
Reference Value = 12.8 V/m; Power Drift = 0.028 dB
Peak SAR (extrapolated) = 0.338 W/kg
SAR(1 g) = 0.208 mW/g; SAR(10 g) = 0.128 mW/g
Maximum value of SAR (measured) = 0.226 mW/g

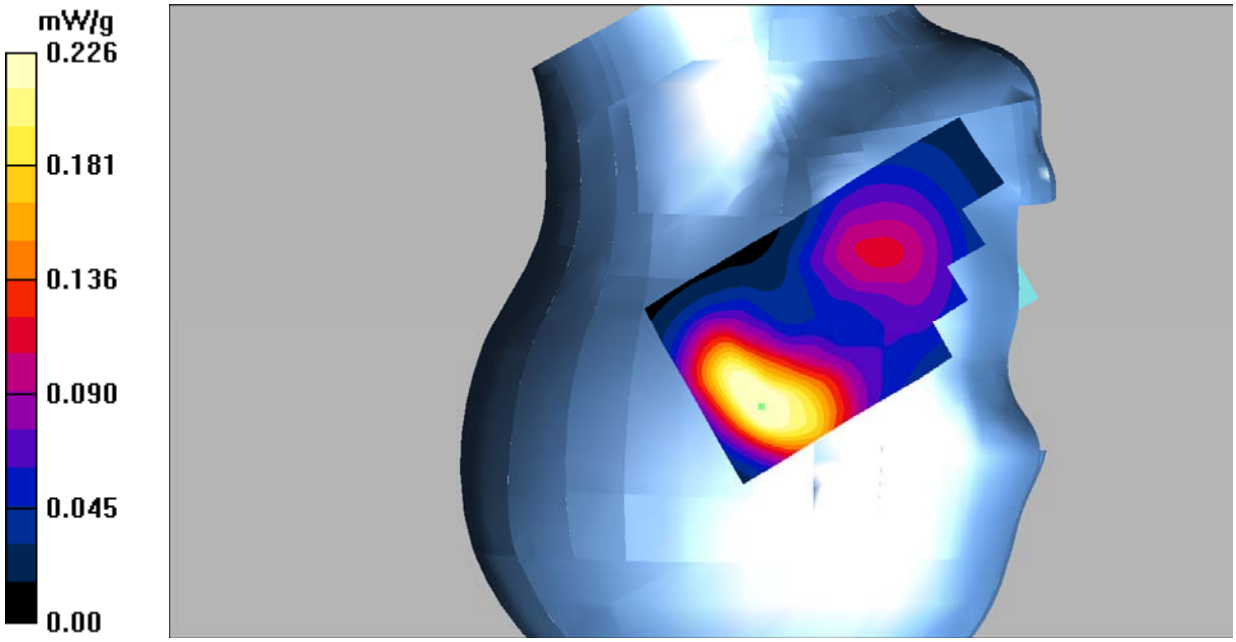

DUT: Smartphone ; Type: AM355;

Communication System: GSM bands; Frequency: 1880 MHz;Duty Cycle: 1:8
Medium parameters used: f = 1880 MHz; σ = 1.53 mho/m; εr = 51.48; ρ = 1000 kg/m^3
Phantom section: Flat Section
DASY4 Configuration:
- Probe: ET3DV6 - SN1664; ConvF(4.32, 4.32, 4.32); Calibrated: 11/17/2016
- Sensor-Surface: 4mm (Mechanical Surface Detection)
- Electronics: DAE4 Sn527; Calibrated: 10/19/2016
- Phantom: TWIN SAM; Type: QD000P40CC; Serial: TP:1368
- Postprocessing SW: SEMCAD, V1.8 Build 145

PCS1900-Body-worn-back-mid/Area Scan (81x121x1): Measurement grid: dx=15mm, dy=15mm
Maximum value of SAR (interpolated) = 0.344 mW/g

PCS1900-Body-worn-back-mid/Zoom Scan (5x5x7)/Cube 0: Measurement grid: dx=8mm, dy=8mm, dz=5mm
Reference Value = 9.13 V/m; Power Drift = -0.037 dB
Peak SAR (extrapolated) = 0.535 W/kg
SAR(1 g) = 0.311 mW/g; SAR(10 g) = 0.171 mW/g
Maximum value of SAR (measured) = 0.346 mW/g

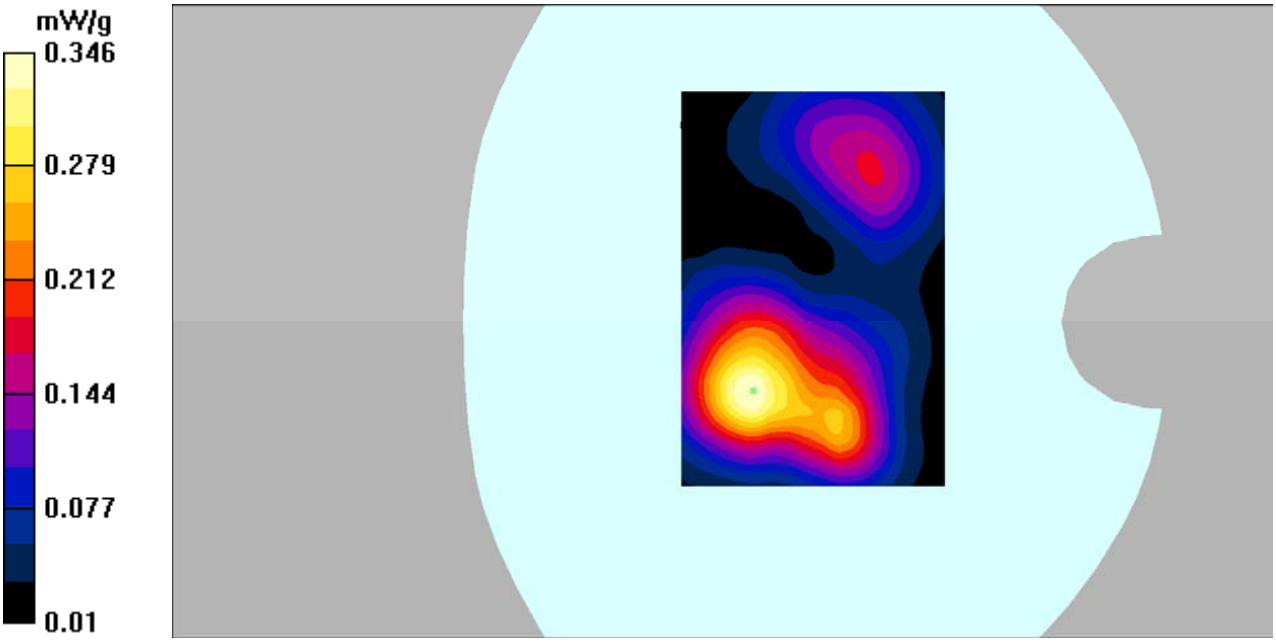

DUT: Smartphone; Type: AM355;

Communication System: GPRS bands-3slots; Frequency: 1850.2 MHz;Duty Cycle: 1:2.67
Medium parameters used: f = 1850.2 MHz; σ = 1.53 mho/m; εr = 52.15; ρ = 1000 kg/m^3
Phantom section: Flat Section
DASY4 Configuration:
- Probe: ET3DV6 - SN1664; ConvF(4.32, 4.32, 4.32); Calibrated: 11/17/2016
- Sensor-Surface: 4mm (Mechanical Surface Detection)
- Electronics: DAE4 Sn527; Calibrated: 10/19/2016
- Phantom: TWIN SAM; Type: QD000P40CC; Serial: TP:1368
- Postprocessing SW: SEMCAD, V1.8 Build 145

PCS1900-hotspot-back-Low/Area Scan (51x101x1): Measurement grid: dx=15mm, dy=15mm
Maximum value of SAR (interpolated) = 1.14 mW/g

PCS1900-hotspot-back-Low/Zoom Scan (5x5x7)/Cube 0: Measurement grid: dx=8mm, dy=8mm, dz=5mm
Reference Value = 27.3 V/m; Power Drift = -0.013 dB
Peak SAR (extrapolated) = 1.58 W/kg
SAR(1 g) = 0.913 mW/g; SAR(10 g) = 0.568 mW/g
Maximum value of SAR (measured) = 1.06 mW/g

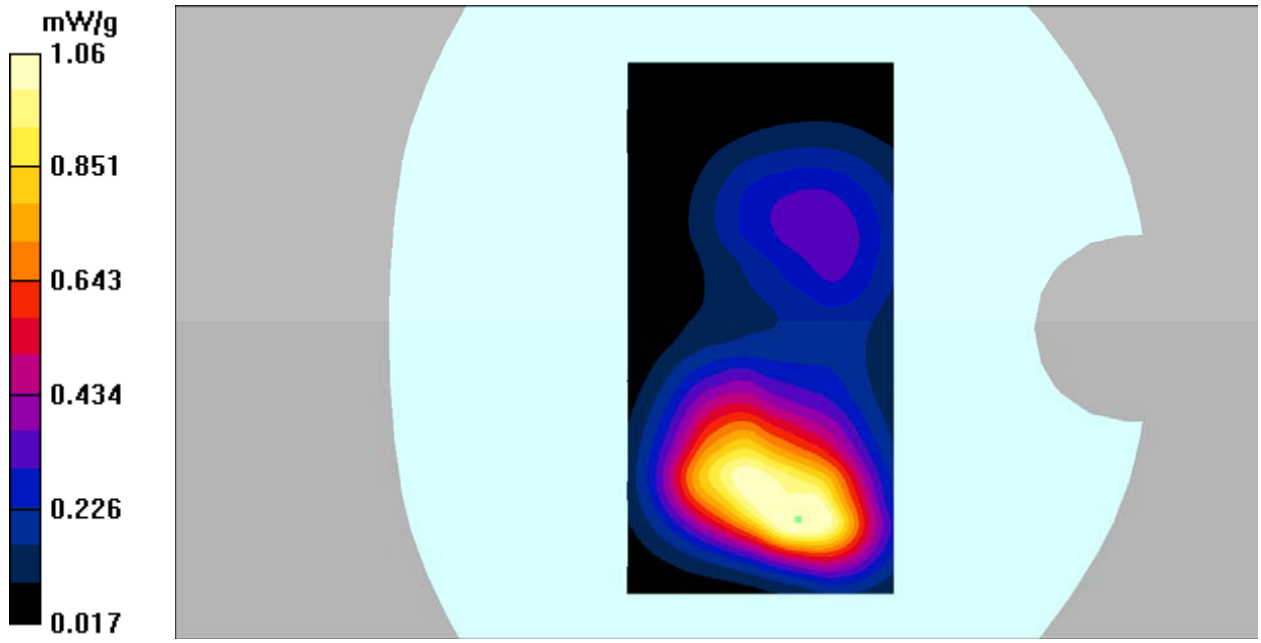

DUT: Smartphone; Type: AM355;

Communication System: GPRS bands-3slots; Frequency: 1880 MHz;Duty Cycle: 1:2.67
Medium parameters used: f = 1880 MHz; σ = 1.51 mho/m; εr = 51.48; ρ = 1000 kg/m^3
Phantom section: Flat Section
DASY4 Configuration:
- Probe: ET3DV6 - SN1664; ConvF(4.32, 4.32, 4.32); Calibrated: 11/17/2016
- Sensor-Surface: 4mm (Mechanical Surface Detection)
- Electronics: DAE4 Sn527; Calibrated: 10/19/2016
- Phantom: TWIN SAM; Type: QD000P40CC; Serial: TP:1368
- Postprocessing SW: SEMCAD, V1.8 Build 145

PCS1900-hotspot-back-Mid/Area Scan (51x101x1): Measurement grid: dx=15mm, dy=15mm
Maximum value of SAR (interpolated) = 1.04 mW/g

PCS1900-hotspot-back-Mid/Zoom Scan (5x5x7)/Cube 0: Measurement grid: dx=8mm, dy=8mm, dz=5mm
Reference Value = 27.0 V/m; Power Drift = -0.041 dB
Peak SAR (extrapolated) = 1.34 W/kg
SAR(1 g) = 0.825 mW/g; SAR(10 g) = 0.521 mW/g
Maximum value of SAR (measured) = 0.967 mW/g

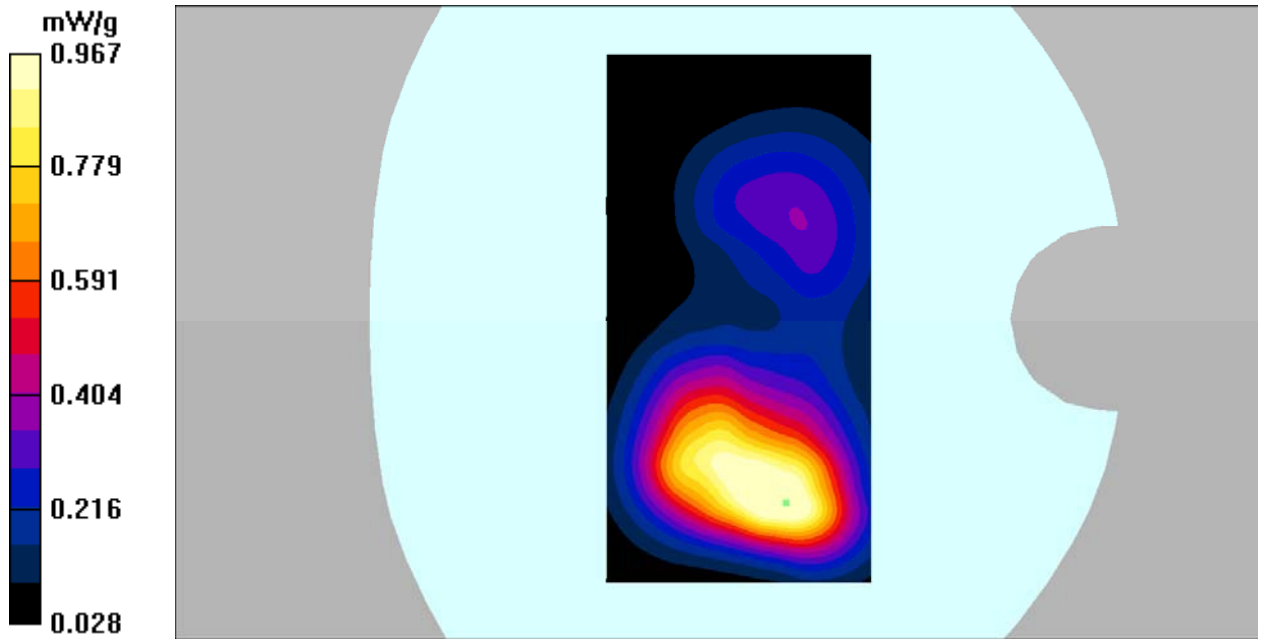

DUT: Smartphone; Type: AM355;

Communication System: GPRS bands-3slots; Frequency: 1909.8 MHz;Duty Cycle: 1:2.67
Medium parameters used: f = 1909.8 MHz; σ = 1.53 mho/m; εr = 51.36; ρ = 1000 kg/m^3
Phantom section: Flat Section
DASY4 Configuration:
- Probe: ET3DV6 - SN1664; ConvF(4.32, 4.32, 4.32); Calibrated: 11/17/2016
- Sensor-Surface: 4mm (Mechanical Surface Detection)
- Electronics: DAE4 Sn527; Calibrated: 10/19/2016
- Phantom: TWIN SAM; Type: QD000P40CC; Serial: TP:1368
- Postprocessing SW: SEMCAD, V1.8 Build 145

PCS1900-hotspot-back-High/Area Scan (51x101x1): Measurement grid: dx=15mm, dy=15mm
Maximum value of SAR (interpolated) = 0.923 mW/g

PCS1900-hotspot-back-High/Zoom Scan (5x5x7)/Cube 0: Measurement grid: dx=8mm, dy=8mm, dz=5mm
Reference Value = 25.9 V/m; Power Drift = 0.013 dB
Peak SAR (extrapolated) = 1.27 W/kg
SAR(1 g) = 0.746 mW/g; SAR(10 g) = 0.481 mW/g
Maximum value of SAR (measured) = 0.919 mW/g

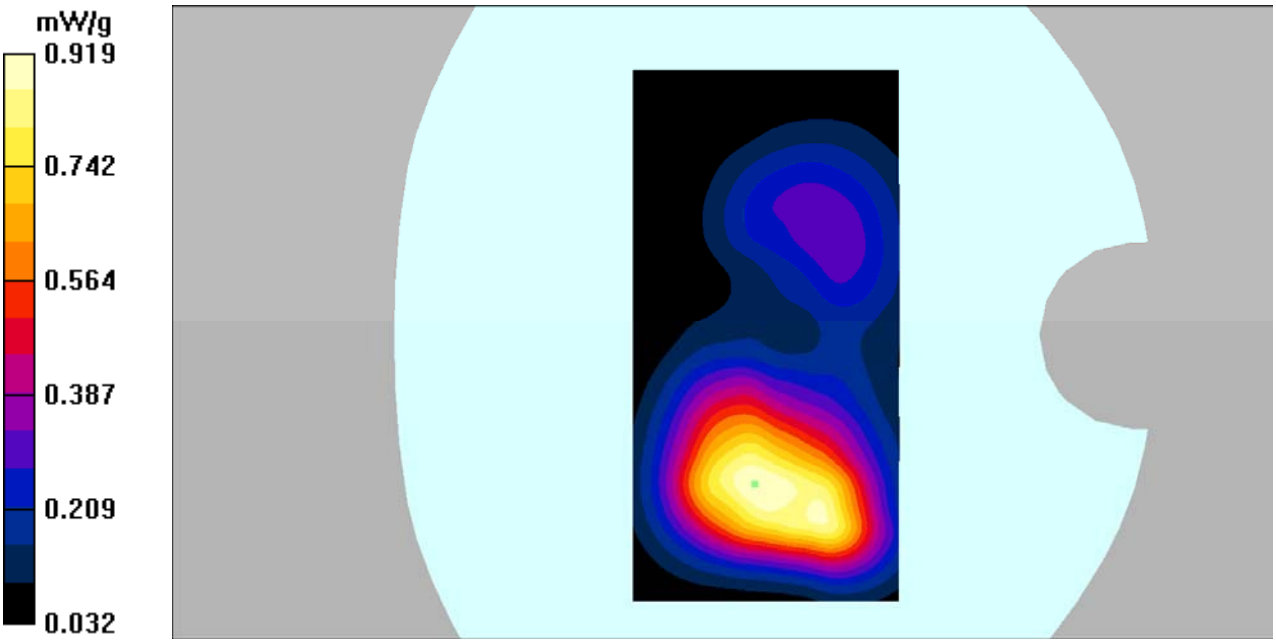

DUT: Smartphone ; Type: AM355;

Communication System: GPRS bands-3slots; Frequency: 1850.2 MHz;Duty Cycle: 1:2.67
Medium parameters used: f = 1850.2 MHz; σ = 1.53 mho/m; εr = 52.15; ρ = 1000 kg/m^3
Phantom section: Flat Section
DASY4 Configuration:
- Probe: ET3DV6 - SN1664; ConvF(4.32, 4.32, 4.32); Calibrated: 11/17/2016
- Sensor-Surface: 4mm (Mechanical Surface Detection)
- Electronics: DAE4 Sn527; Calibrated: 10/19/2016
- Phantom: TWIN SAM; Type: QD000P40CC; Serial: TP:1368
- Postprocessing SW: SEMCAD, V1.8 Build 145

PCS1900-hotspot-Left- low/Area Scan (41x101x1): Measurement grid: dx=15mm, dy=15mm
Maximum value of SAR (interpolated) = 0.157 mW/g

PCS1900-hotspot-Left- low/Zoom Scan (5x5x7)/Cube 0: Measurement grid: dx=8mm, dy=8mm, dz=5mm
Reference Value = 11.6 V/m; Power Drift = -0.165 dB
Peak SAR (extrapolated) = 0.197 W/kg
SAR(1 g) = 0.130 mW/g; SAR(10 g) = 0.085 mW/g
Maximum value of SAR (measured) = 0.153 mW/g

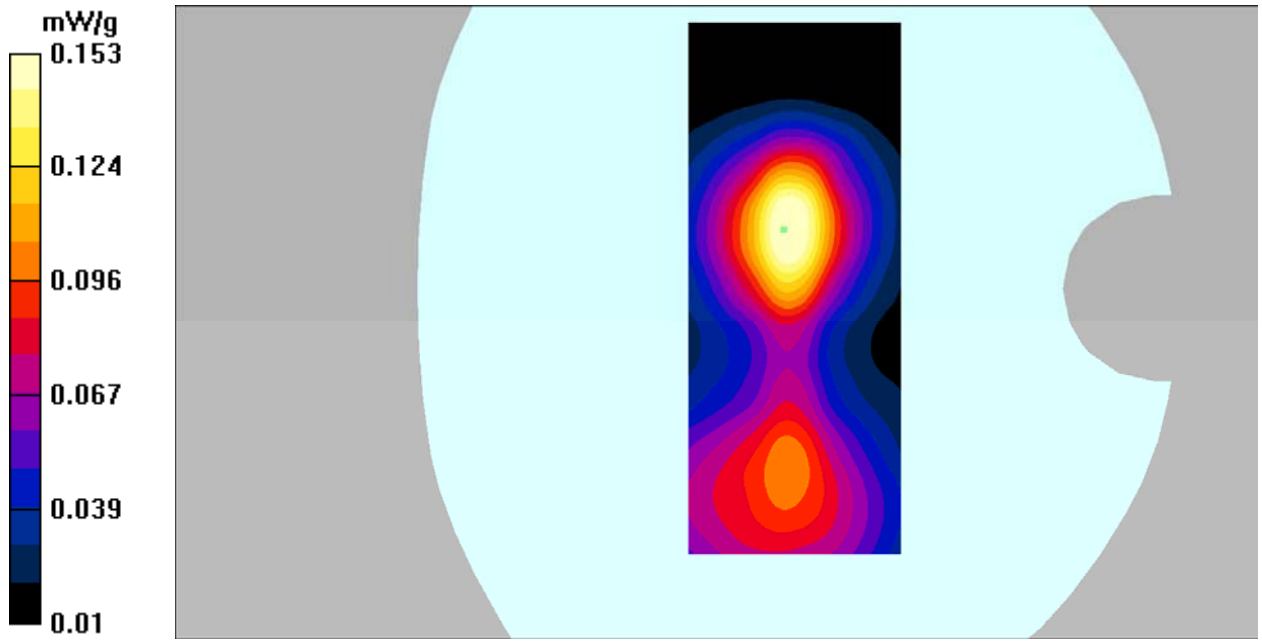

DUT: Smartphone ; Type: AM355;

Communication System: GPRS bands-3slots; Frequency: 1850.2 MHz;Duty Cycle: 1:2.67
Medium parameters used: f = 1850.2 MHz; σ = 1.53 mho/m; εr = 52.15; ρ = 1000 kg/m^3
Phantom section: Flat Section
DASY4 Configuration:
- Probe: ET3DV6 - SN1664; ConvF(4.32, 4.32, 4.32); Calibrated: 11/17/2016
- Sensor-Surface: 4mm (Mechanical Surface Detection)
- Electronics: DAE4 Sn527; Calibrated: 10/19/2016
- Phantom: TWIN SAM; Type: QD000P40CC; Serial: TP:1368
- Postprocessing SW: SEMCAD, V1.8 Build 145

PCS1900-hotspot-Right- low/Area Scan (41x101x1): Measurement grid: dx=15mm, dy=15mm
Maximum value of SAR (interpolated) = 0.288 mW/g

PCS1900-hotspot-Right- low/Zoom Scan (5x5x7)/Cube 0: Measurement grid: dx=8mm, dy=8mm, dz=5mm
Reference Value = 14.9 V/m; Power Drift = -0.048 dB
Peak SAR (extrapolated) = 0.405 W/kg
SAR(1 g) = 0.240 mW/g; SAR(10 g) = 0.144 mW/g
Maximum value of SAR (measured) = 0.293 mW/g

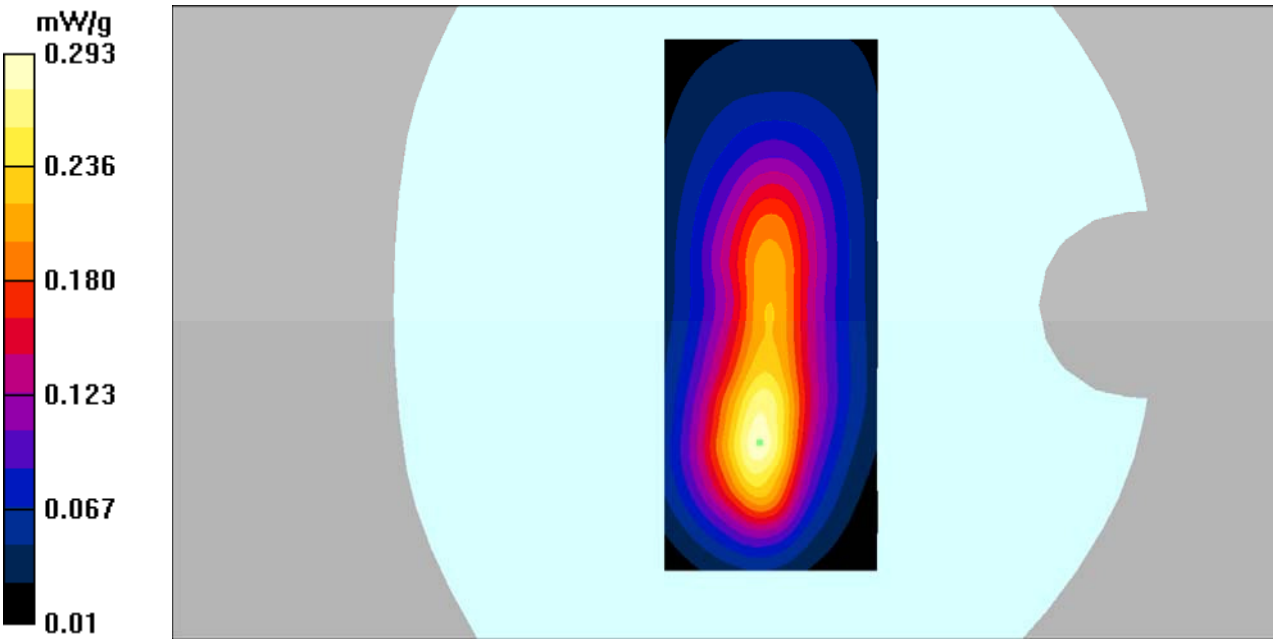

DUT: Smartphone ; Type: AM355;

Communication System: GPRS bands-3slots; Frequency: 1850.2 MHz;Duty Cycle: 1:2.67
Medium parameters used: f = 1850.2 MHz; σ = 1.53 mho/m; εr = 52.15; ρ = 1000 kg/m^3
Phantom section: Flat Section
DASY4 Configuration:
- Probe: ET3DV6 - SN1664; ConvF(4.32, 4.32, 4.32); Calibrated: 11/17/2016
- Sensor-Surface: 4mm (Mechanical Surface Detection)
- Electronics: DAE4 Sn527; Calibrated: 10/19/2016
- Phantom: TWIN SAM; Type: QD000P40CC; Serial: TP:1368
- Postprocessing SW: SEMCAD, V1.8 Build 145

PCS1900-hotspot-bottom- low /Area Scan (51x61x1): Measurement grid: dx=15mm, dy=15mm
Maximum value of SAR (interpolated) = 0.352 mW/g

PCS1900-hotspot-bottom-low/Zoom Scan (5x5x7)/Cube 0: Measurement grid: dx=8mm, dy=8mm, dz=5mm
Reference Value = 13.0 V/m; Power Drift = -0.046 dB
Peak SAR (extrapolated) = 0.597 W/kg
SAR(1 g) = 0.294 mW/g; SAR(10 g) = 0.173 mW/g
Maximum value of SAR (measured) = 0.372 mW/g

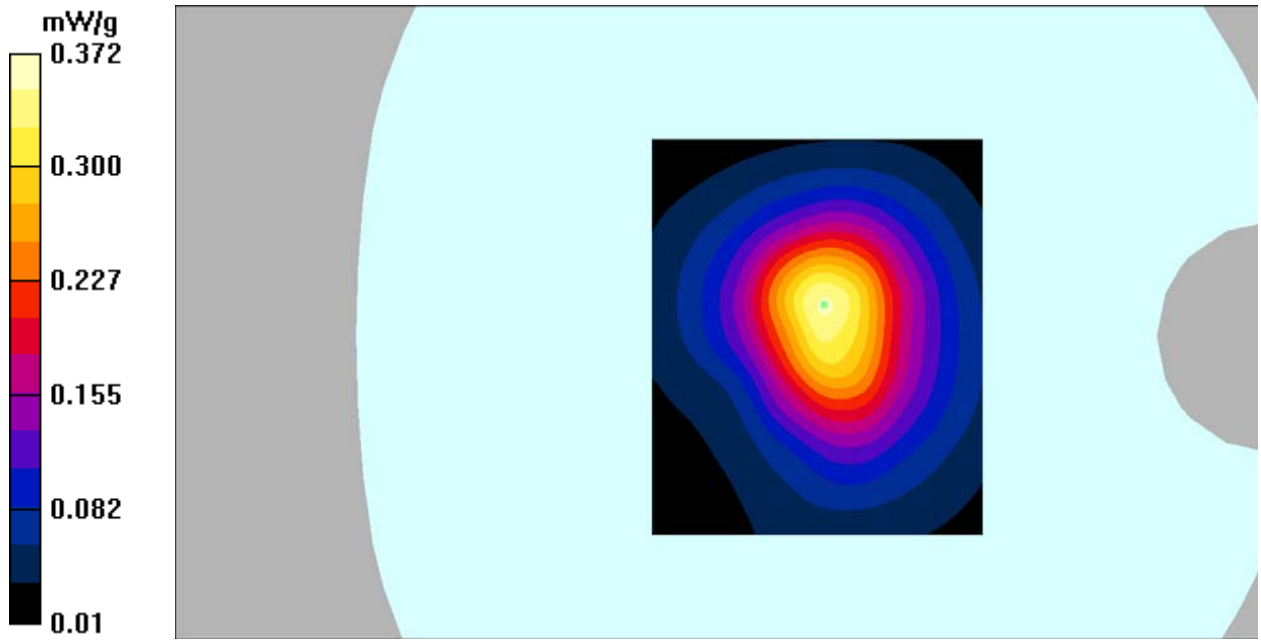

DUT: Smartphone ; Type: AM355;

Communication System: 3G Bands; Frequency: 836.6 MHz;Duty Cycle: 1:1
Medium parameters used: f = 836.6 MHz; σ = 0.88 mho/m; εr = 41.63; ρ = 1000 kg/m^3
Phantom section: Left Section
DASY4 Configuration:
- Probe: ET3DV6 - SN1664; ConvF(6.33, 6.33, 6.33); Calibrated: 11/17/2016
- Sensor-Surface: 4mm (Mechanical Surface Detection)
- Electronics: DAE4 Sn527; Calibrated: 10/19/2016
- Phantom: TWIN SAM; Type: QD000P40CC; Serial: TP:1368
- Postprocessing SW: SEMCAD, V1.8 Build 145

WCDMA835-head-left-cheek-Middle/Area Scan (51x91x1): Measurement grid: dx=15mm, dy=15mm
Maximum value of SAR (interpolated) = 0.422 mW/g

WCDMA835-head-left-cheek-Middle/Zoom Scan (5x5x7)/Cube 0: Measurement grid: dx=8mm, dy=8mm, dz=5mm
Reference Value = 20.8 V/m; Power Drift = 0.069 dB
Peak SAR (extrapolated) = 0.498 W/kg
SAR(1 g) = 0.374 mW/g; SAR(10 g) = 0.274 mW/g
Maximum value of SAR (measured) = 0.428 mW/g

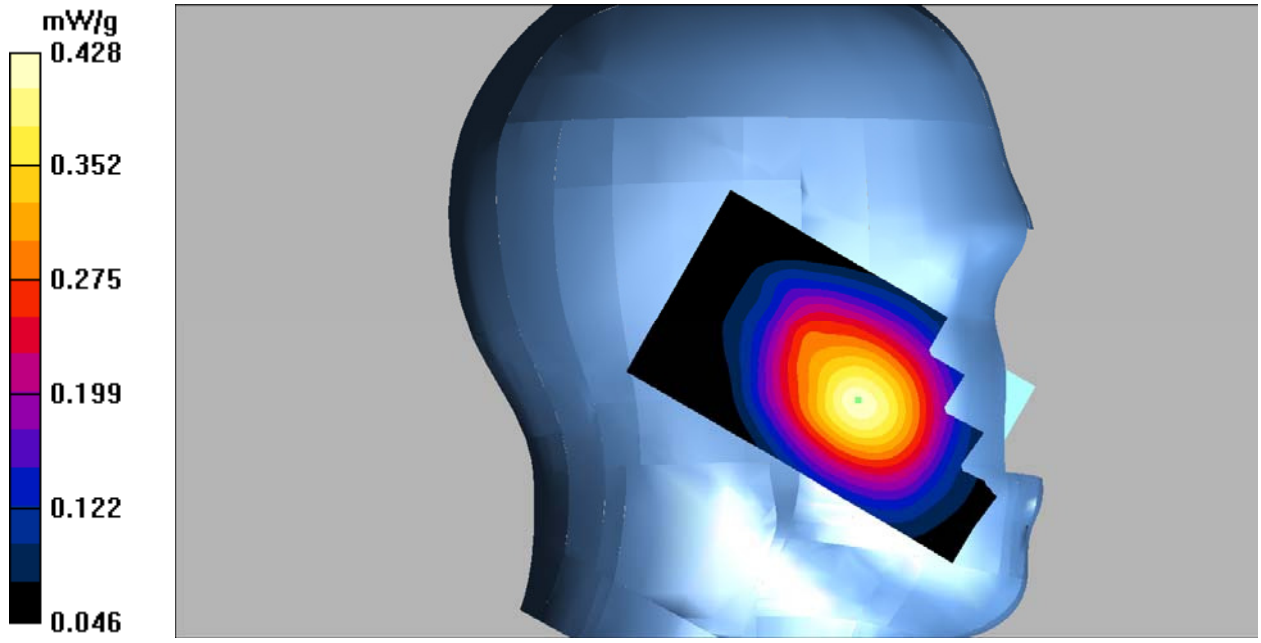

DUT: Smartphone ; Type: AM355;

Communication System: 3G Bands; Frequency: 836.6 MHz;Duty Cycle: 1:1
Medium parameters used: f = 836.6 MHz; σ = 0.88 mho/m; εr = 41.63; ρ = 1000 kg/m^3
Phantom section: Left Section
DASY4 Configuration:
- Probe: ET3DV6 - SN1664; ConvF(6.33, 6.33, 6.33); Calibrated: 11/17/2016
- Sensor-Surface: 4mm (Mechanical Surface Detection)
- Electronics: DAE4 Sn527; Calibrated: 10/19/2016
- Phantom: TWIN SAM; Type: QD000P40CC; Serial: TP:1368
- Postprocessing SW: SEMCAD, V1.8 Build 145

WCDMA835-head-left-tilt-Middle/Area Scan (51x91x1): Measurement grid: dx=15mm, dy=15mm
Maximum value of SAR (interpolated) = 0.224 mW/g

WCDMA835-head-left-tilt-Middle/Zoom Scan (5x5x7)/Cube 0: Measurement grid: dx=8mm, dy=8mm, dz=5mm
Reference Value = 15.6 V/m; Power Drift = 0.01 dB
Peak SAR (extrapolated) = 0.279 W/kg
SAR(1 g) = 0.210 mW/g; SAR(10 g) = 0.157 mW/g
Maximum value of SAR (measured) = 0.234 mW/g

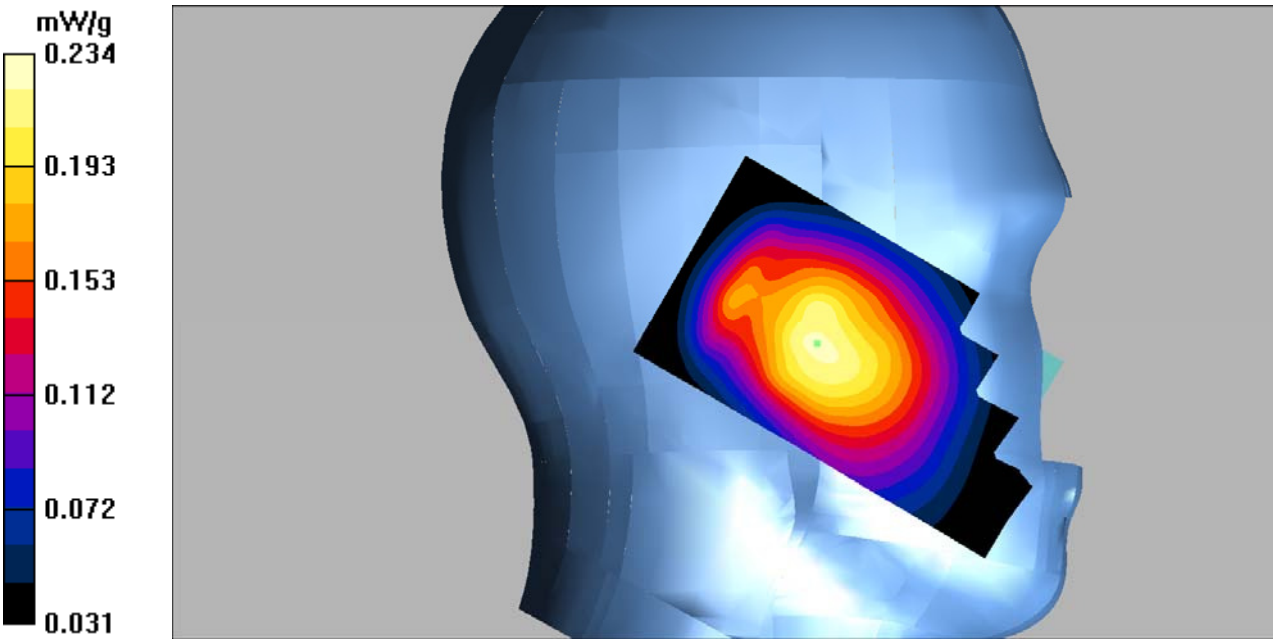

DUT: Smartphone ; Type: AM355;

Communication System: 3G Bands; Frequency: 836.6 MHz;Duty Cycle: 1:1
Medium parameters used: f = 836.6 MHz; σ = 0.88 mho/m; εr = 41.63; ρ = 1000 kg/m^3
Phantom section: Right Section
DASY4 Configuration:
- Probe: ET3DV6 - SN1664; ConvF(6.33, 6.33, 6.33); Calibrated: 11/17/2016
- Sensor-Surface: 4mm (Mechanical Surface Detection)
- Electronics: DAE4 Sn527; Calibrated: 10/19/2016
- Phantom: TWIN SAM; Type: QD000P40CC; Serial: TP:1368
- Postprocessing SW: SEMCAD, V1.8 Build 145

WCDMA835-head-right-cheek-Middle/Area Scan (51x91x1): Measurement grid: dx=15mm, dy=15mm
Maximum value of SAR (interpolated) = 0.339 mW/g

WCDMA835-head-right-cheek-Middle/Zoom Scan (5x5x7)/Cube 0: Measurement grid: dx=8mm, dy=8mm, dz=5mm
Reference Value = 18.6 V/m; Power Drift = -0.078 dB
Peak SAR (extrapolated) = 0.428 W/kg
SAR(1 g) = 0.314 mW/g; SAR(10 g) = 0.231 mW/g
Maximum value of SAR (measured) = 0.356 mW/g

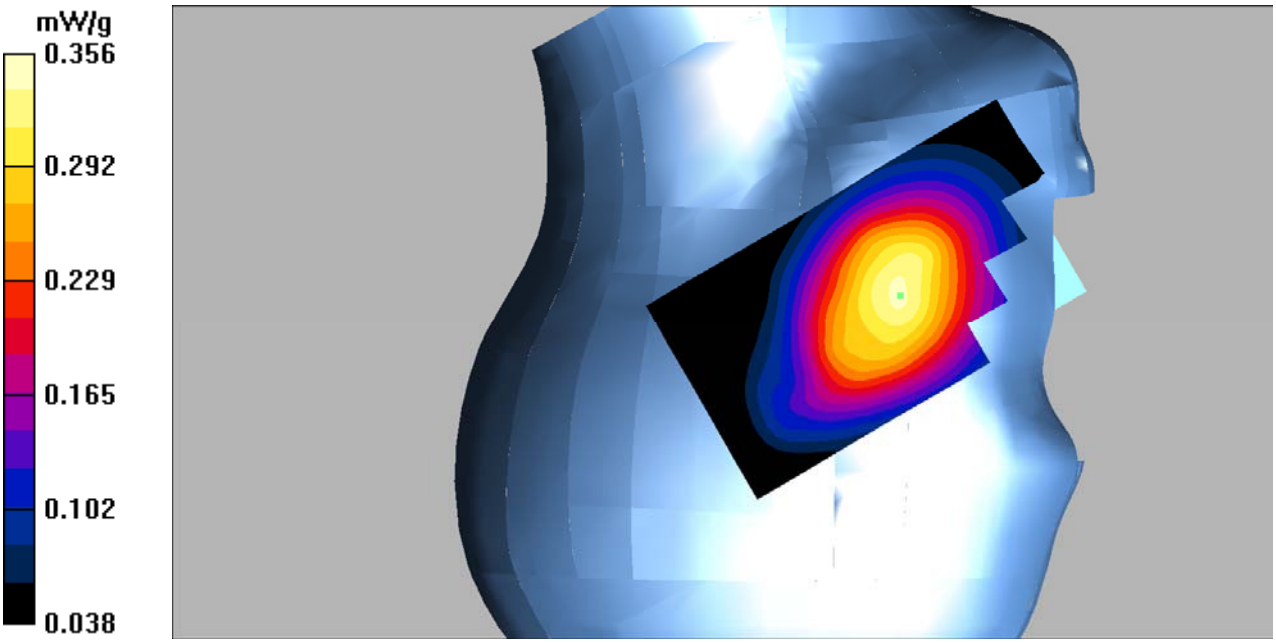

DUT: Smartphone ; Type: AM355;

Communication System: 3G Bands; Frequency: 836.6 MHz;Duty Cycle: 1:1
Medium parameters used: f = 836.6 MHz; σ = 0.88 mho/m; εr = 41.63; ρ = 1000 kg/m^3
Phantom section: Right Section
DASY4 Configuration:
- Probe: ET3DV6 - SN1664; ConvF(6.33, 6.33, 6.33); Calibrated: 11/17/2016
- Sensor-Surface: 4mm (Mechanical Surface Detection)
- Electronics: DAE4 Sn527; Calibrated: 10/19/2016
- Phantom: TWIN SAM; Type: QD000P40CC; Serial: TP:1368
- Postprocessing SW: SEMCAD, V1.8 Build 145

WCDMA835-head-right-tilt-Middle/Area Scan (51x91x1): Measurement grid: dx=15mm, dy=15mm
Maximum value of SAR (interpolated) = 0.271 mW/g

WCDMA835-head-right-tilt-Middle/Zoom Scan (5x5x7)/Cube 0: Measurement grid: dx=8mm, dy=8mm, dz=5mm
Reference Value = 17.4 V/m; Power Drift = 0.096 dB
Peak SAR (extrapolated) = 0.313 W/kg
SAR(1 g) = 0.247 mW/g; SAR(10 g) = 0.187 mW/g
Maximum value of SAR (measured) = 0.272 mW/g

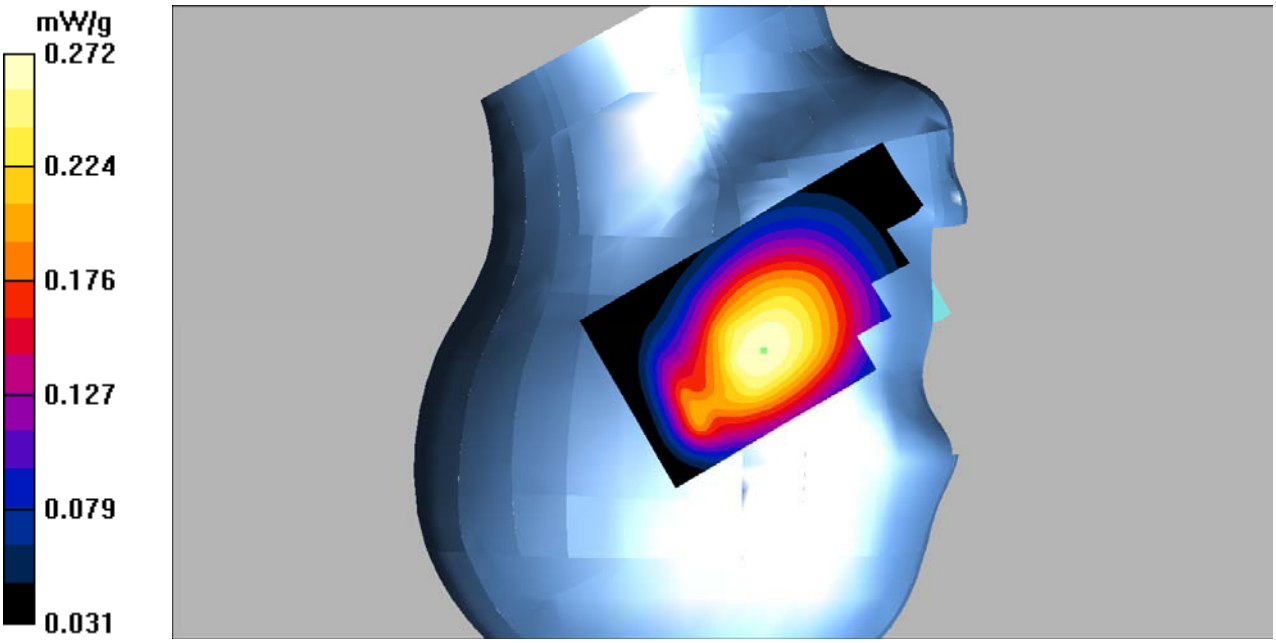

DUT: Smartphone ; Type: AM355;

Communication System: 3G Bands; Frequency: 836.6 MHz;Duty Cycle: 1:1
Medium parameters used: f = 836.6 MHz; σ = 0.98 mho/m; εr = 54.32; ρ = 1000 kg/m^3
Phantom section: Flat Section
DASY4 Configuration:
- Probe: ET3DV6 - SN1664; ConvF(6.41, 6.41, 6.41); Calibrated: 11/17/2016
- Sensor-Surface: 4mm (Mechanical Surface Detection)
- Electronics: DAE4 Sn527; Calibrated: 10/19/2016
- Phantom: TWIN SAM; Type: QD000P40CC; Serial: TP:1368
- Postprocessing SW: SEMCAD, V1.8 Build 145

WCDMA835-hotspot-back-Middle/Area Scan (61x101x1): Measurement grid: dx=15mm, dy=15mm
Maximum value of SAR (interpolated) = 0.720 mW/g

WCDMA835-hotspot-back-Middle/Zoom Scan (5x5x7)/Cube 0: Measurement grid: dx=8mm, dy=8mm, dz=5mm
Reference Value = 28.0 V/m; Power Drift = -0.022 dB
Peak SAR (extrapolated) = 0.869 W/kg
SAR(1 g) = 0.675 mW/g; SAR(10 g) = 0.502 mW/g
Maximum value of SAR (measured) = 0.705 mW/g

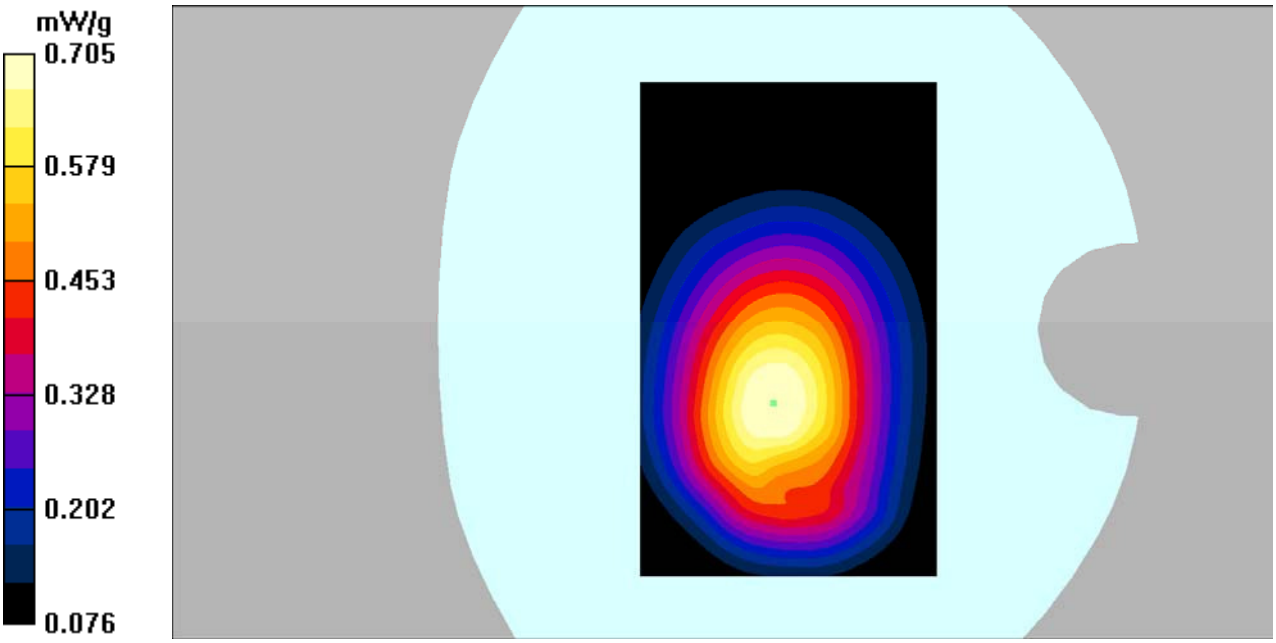

DUT: Smartphone ; Type: AM355;

Communication System: 3G Bands; Frequency: 836.6 MHz;Duty Cycle: 1:1
Medium parameters used: f = 836.6 MHz; σ = 0.98 mho/m; εr = 54.32; ρ = 1000 kg/m^3
Phantom section: Flat Section
DASY4 Configuration:
- Probe: ET3DV6 - SN1664; ConvF(6.41, 6.41, 6.41); Calibrated: 11/17/2016
- Sensor-Surface: 4mm (Mechanical Surface Detection)
- Electronics: DAE4 Sn527; Calibrated: 10/19/2016
- Phantom: TWIN SAM; Type: QD000P40CC; Serial: TP:1368
- Postprocessing SW: SEMCAD, V1.8 Build 145

WCDMA835-hotspot-Left-Middle/Area Scan (41x101x1): Measurement grid: dx=15mm, dy=15mm
Maximum value of SAR (interpolated) = 0.402 mW/g

WCDMA835-hotspot-Left-Middle/Zoom Scan (5x5x7)/Cube 0: Measurement grid: dx=8mm, dy=8mm, dz=5mm
Reference Value = 20.2 V/m; Power Drift = -0.051 dB
Peak SAR (extrapolated) = 0.529 W/kg
SAR(1 g) = 0.357 mW/g; SAR(10 g) = 0.242 mW/g
Maximum value of SAR (measured) = 0.407 mW/g

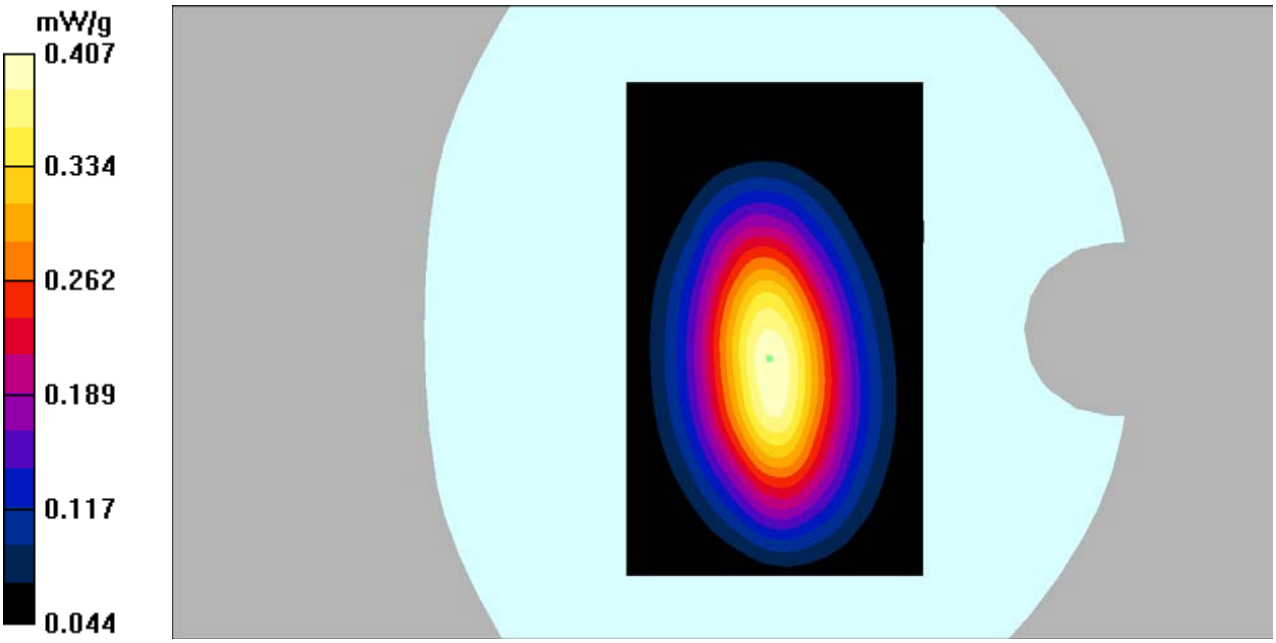

DUT: Smartphone ; Type: AM355;

Communication System: 3G Bands; Frequency: 836.6 MHz;Duty Cycle: 1:1
Medium parameters used: f = 836.6 MHz; σ = 0.98 mho/m; εr = 54.32; ρ = 1000 kg/m^3
Phantom section: Flat Section
DASY4 Configuration:
- Probe: ET3DV6 - SN1664; ConvF(6.41, 6.41, 6.41); Calibrated: 11/17/2016
- Sensor-Surface: 4mm (Mechanical Surface Detection)
- Electronics: DAE4 Sn527; Calibrated: 10/19/2016
- Phantom: TWIN SAM; Type: QD000P40CC; Serial: TP:1368
- Postprocessing SW: SEMCAD, V1.8 Build 145

WCDMA835-hotspot-Right-Middle/Area Scan (61x101x1): Measurement grid: dx=15mm, dy=15mm
Maximum value of SAR (interpolated) = 0.567 mW/g

WCDMA835-hotspot-Right-Middle/Zoom Scan (5x5x7)/Cube 0: Measurement grid: dx=8mm, dy=8mm, dz=5mm
Reference Value = 25.0 V/m; Power Drift = -0.060 dB
Peak SAR (extrapolated) = 0.709 W/kg
SAR(1 g) = 0.516 mW/g; SAR(10 g) = 0.362 mW/g
Maximum value of SAR (measured) = 0.553 mW/g

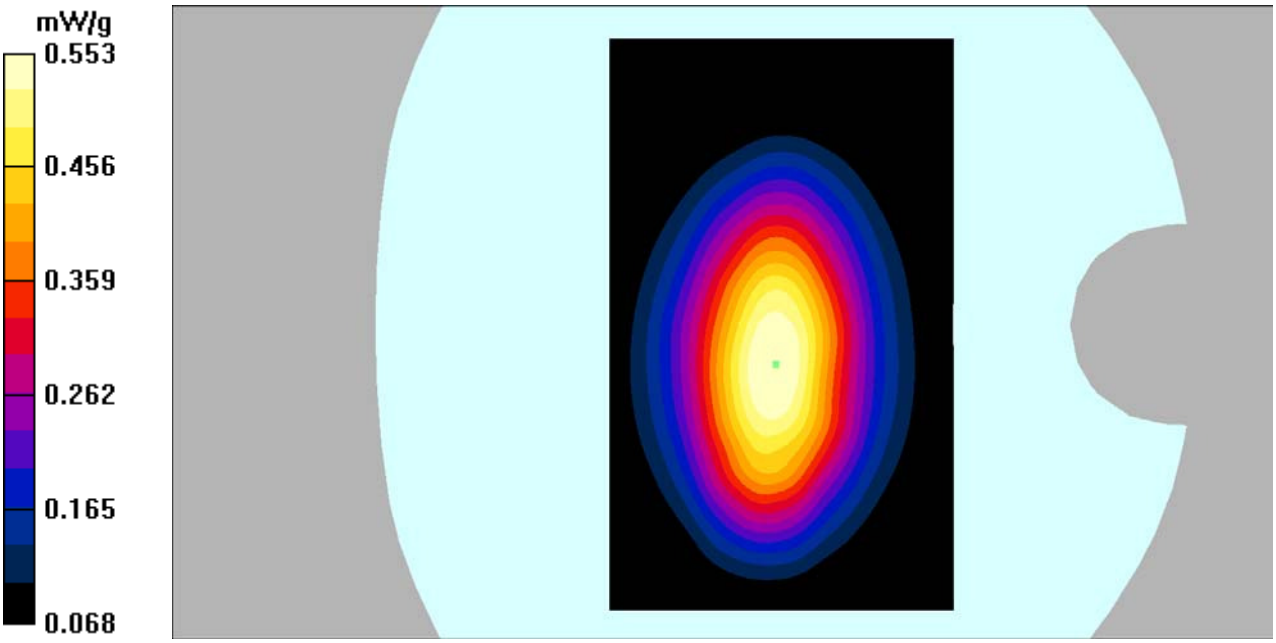

DUT: Smartphone ; Type: AM355;

Communication System: 3G Bands; Frequency: 836.6 MHz;Duty Cycle: 1:1
Medium parameters used: f = 836.6 MHz; σ = 0.98 mho/m; εr = 54.32; ρ = 1000 kg/m^3
Phantom section: Flat Section
DASY4 Configuration:
- Probe: ET3DV6 - SN1664; ConvF(6.41, 6.41, 6.41); Calibrated: 11/17/2016
- Sensor-Surface: 4mm (Mechanical Surface Detection)
- Electronics: DAE4 Sn527; Calibrated: 10/19/2016
- Phantom: TWIN SAM; Type: QD000P40CC; Serial: TP:1368
- Postprocessing SW: SEMCAD, V1.8 Build 145

WCDMA835-hotspot-bottom-Middle/Area Scan (41x61x1): Measurement grid: dx=15mm, dy=15mm
Maximum value of SAR (interpolated) = 0.168 mW/g

WCDMA835-hotspot-bottom-Middle/Zoom Scan (5x5x7)/Cube 0: Measurement grid: dx=8mm, dy=8mm, dz=5mm
Reference Value = 9.83 V/m; Power Drift = 0.124 dB
Peak SAR (extrapolated) = 0.381 W/kg
SAR(1 g) = 0.136 mW/g; SAR(10 g) = 0.071 mW/g
Maximum value of SAR (measured) = 0.165 mW/g

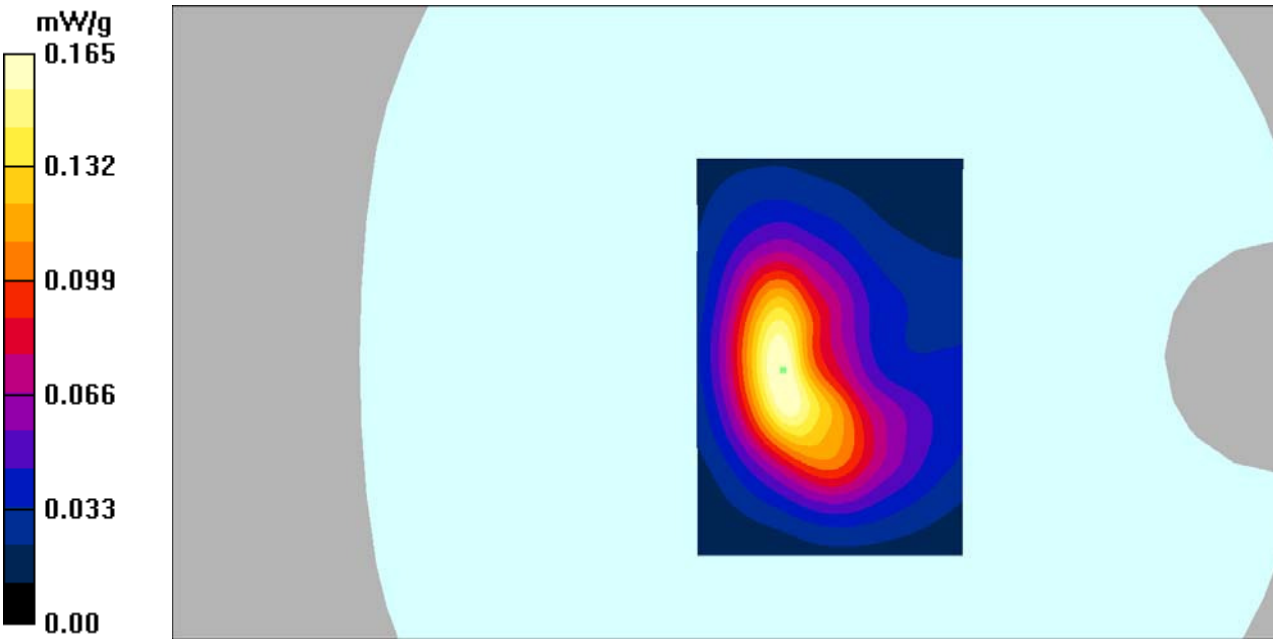

DUT: Smartphone ; Type: AM355;

Communication System: 3G Bands; Frequency: 1852.4 MHz;Duty Cycle: 1:1
Medium parameters used: f = 1852.4 MHz; σ = 1.41 mho/m; εr = 40.38; ρ = 1000 kg/m^3
Phantom section: Left Section
DASY4 Configuration:
- Probe: ET3DV6 - SN1664; ConvF(4.92, 4.92, 4.92); Calibrated: 11/17/2016
- Sensor-Surface: 4mm (Mechanical Surface Detection)
- Electronics: DAE4 Sn527; Calibrated: 10/19/2016
- Phantom: TWIN SAM; Type: QD000P40CC; Serial: TP:1368
- Postprocessing SW: SEMCAD, V1.8 Build 145

WCDMA1900-head-left-cheek-Low /Area Scan (51x91x1): Measurement grid: dx=15mm, dy=15mm
Maximum value of SAR (interpolated) = 1.02 mW/g

WCDMA1900-head-left-cheek-Low /Zoom Scan (5x5x7)/Cube 0: Measurement grid: dx=8mm, dy=8mm, dz=5mm
Reference Value = 12.4 V/m; Power Drift = -0.046 dB
Peak SAR (extrapolated) = 1.26 W/kg
SAR(1 g) = 0.889 mW/g; SAR(10 g) = 0.580 mW/g
Maximum value of SAR (measured) = 0.940 mW/g

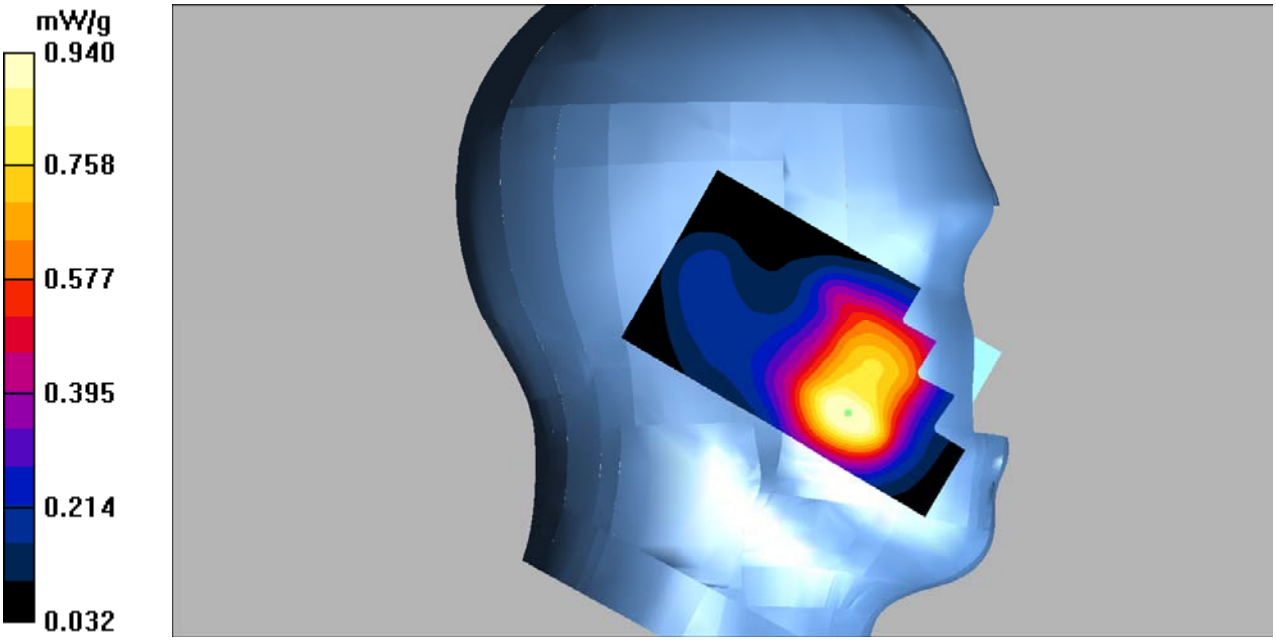

DUT: Smartphone ; Type: AM355;

Communication System: 3G Bands; Frequency: 1880 MHz;Duty Cycle: 1:1
Medium parameters used: f = 1880 MHz; σ = 1.42 mho/m; εr = 39.53; ρ = 1000 kg/m^3
Phantom section: Left Section
DASY4 Configuration:
- Probe: ET3DV6 - SN1664; ConvF(4.92, 4.92, 4.92); Calibrated: 11/17/2016
- Sensor-Surface: 4mm (Mechanical Surface Detection)
- Electronics: DAE4 Sn527; Calibrated: 10/19/2016
- Phantom: TWIN SAM; Type: QD000P40CC; Serial: TP:1368
- Postprocessing SW: SEMCAD, V1.8 Build 145

WCDMA1900-head-left-cheek-mid /Area Scan (51x91x1): Measurement grid: dx=15mm, dy=15mm
Maximum value of SAR (interpolated) = 0.936 mW/g

WCDMA1900-head-left-cheek-mid /Zoom Scan (5x5x7)/Cube 0: Measurement grid: dx=8mm, dy=8mm, dz=5mm
Reference Value = 23.4 V/m; Power Drift = -0.039 dB
Peak SAR (extrapolated) = 1.17 W/kg
SAR(1 g) = 0.824 mW/g; SAR(10 g) = 0.522 mW/g
Maximum value of SAR (measured) = 0.897 mW/g

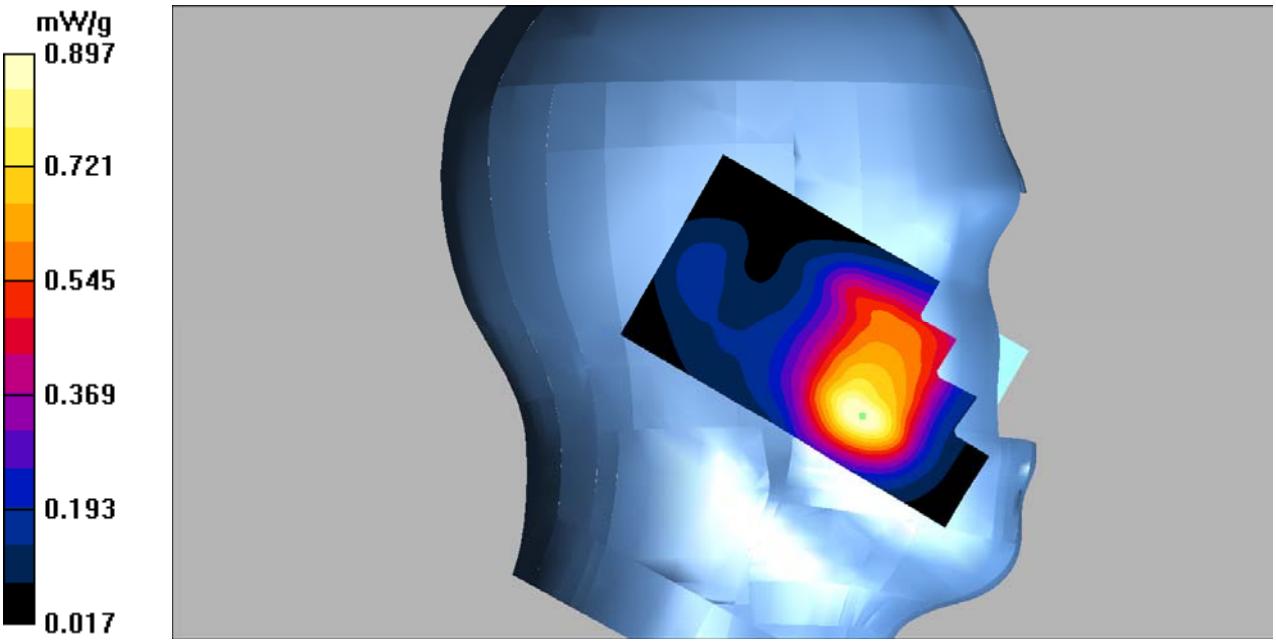

DUT: Smartphone ; Type: AM355;

Communication System: 3G Bands; Frequency: 1907.6 MHz;Duty Cycle: 1:1
Medium parameters used: f = 1907.6 MHz; σ = 1.39 mho/m; εr = 40.37; ρ = 1000 kg/m^3
Phantom section: Left Section
DASY4 Configuration:
- Probe: ET3DV6 - SN1664; ConvF(4.92, 4.92, 4.92); Calibrated: 11/17/2016
- Sensor-Surface: 4mm (Mechanical Surface Detection)
- Electronics: DAE4 Sn527; Calibrated: 10/19/2016
- Phantom: TWIN SAM; Type: QD000P40CC; Serial: TP:1368
- Postprocessing SW: SEMCAD, V1.8 Build 145

WCDMA1900-head-left-cheek-High /Area Scan (51x91x1): Measurement grid: dx=15mm, dy=15mm
Maximum value of SAR (interpolated) = 0.884 mW/g

WCDMA1900-head-left-cheek-High /Zoom Scan (5x5x7)/Cube 0: Measurement grid: dx=8mm, dy=8mm, dz=5mm
Reference Value = 11.5 V/m; Power Drift = -0.050 dB
Peak SAR (extrapolated) = 1.20 W/kg
SAR(1 g) = 0.775 mW/g; SAR(10 g) = 0.484 mW/g
Maximum value of SAR (measured) = 0.808 mW/g

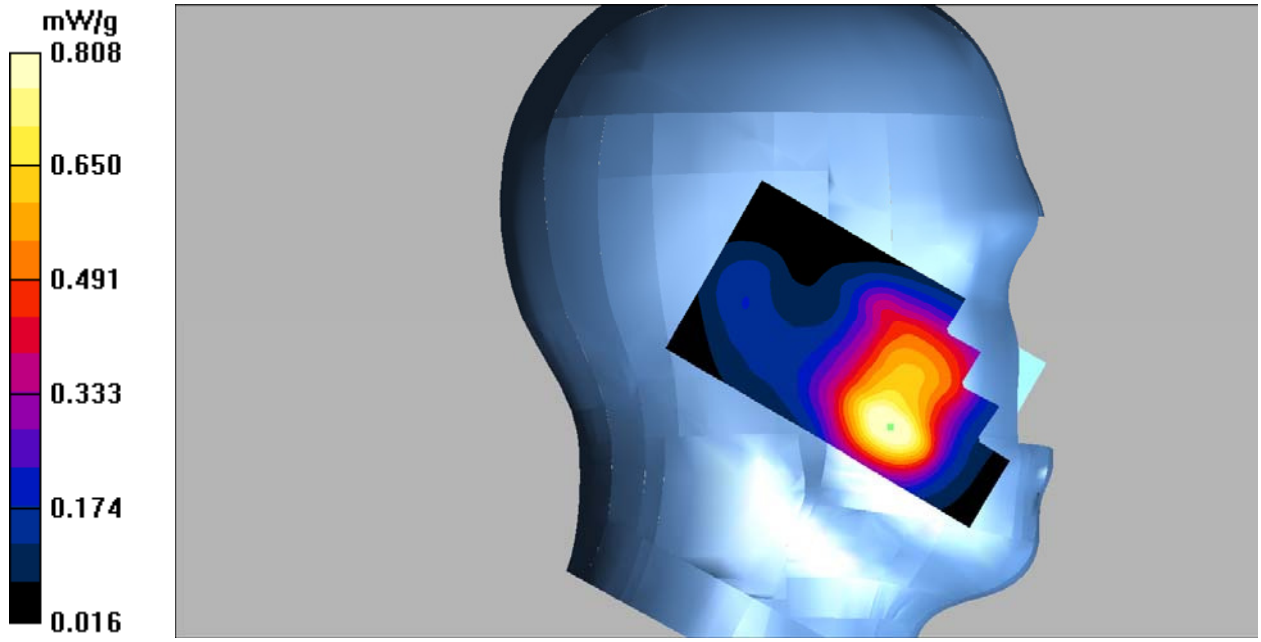

DUT: Smartphone ; Type: AM355;

Communication System: 3G Bands; Frequency: 1880 MHz;Duty Cycle: 1:1
Medium parameters used: f = 1880 MHz; σ = 1.42 mho/m; εr = 39.53; ρ = 1000 kg/m^3
Phantom section: Left Section
DASY4 Configuration:
- Probe: ET3DV6 - SN1664; ConvF(4.92, 4.92, 4.92); Calibrated: 11/17/2016
- Sensor-Surface: 4mm (Mechanical Surface Detection)
- Electronics: DAE4 Sn527; Calibrated: 10/19/2016
- Phantom: TWIN SAM; Type: QD000P40CC; Serial: TP:1368
- Postprocessing SW: SEMCAD, V1.8 Build 145

WCDMA1900-head-left-tilt-mid/Area Scan (51x91x1): Measurement grid: dx=15mm, dy=15mm
Maximum value of SAR (interpolated) = 0.379 mW/g

WCDMA1900-head-left-tilt-mid/Zoom Scan (5x5x7)/Cube 0: Measurement grid: dx=8mm, dy=8mm, dz=5mm
Reference Value = 16.2 V/m; Power Drift = 0.015 dB
Peak SAR (extrapolated) = 0.493 W/kg
SAR(1 g) = 0.325 mW/g; SAR(10 g) = 0.199 mW/g
Maximum value of SAR (measured) = 0.353 mW/g

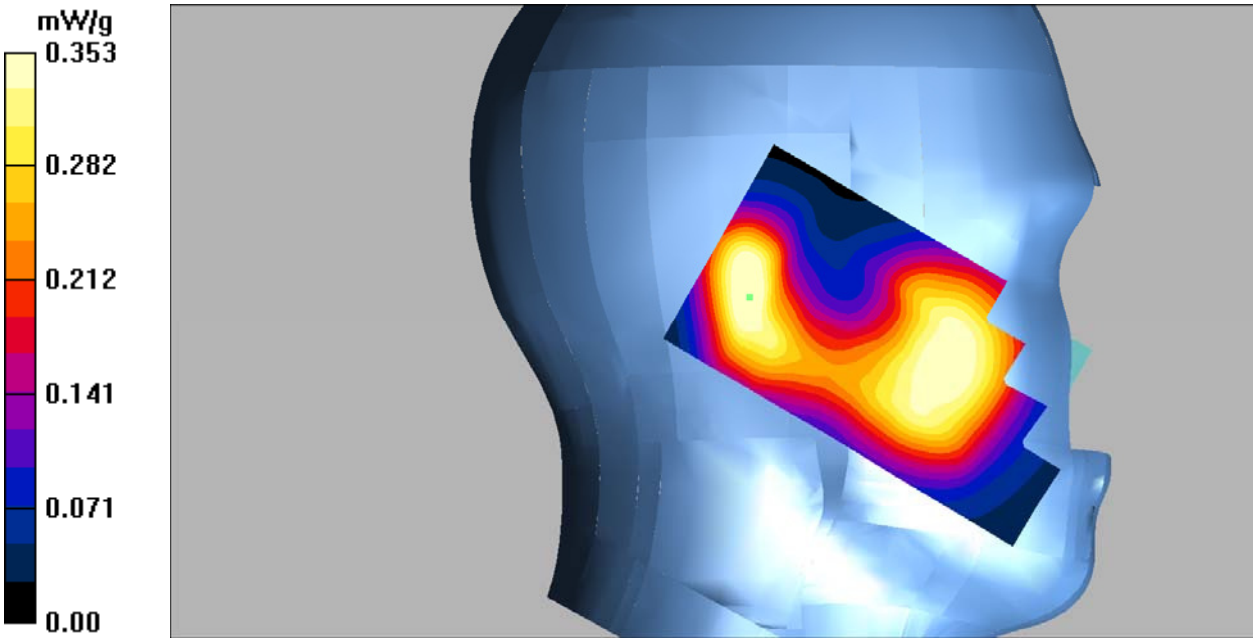

DUT: Smartphone ; Type: AM355;

Communication System: 3G Bands; Frequency: 1852.4 MHz;Duty Cycle: 1:1
Medium parameters used: f = 1852.4 MHz; σ = 1.41 mho/m; εr = 40.38; ρ = 1000 kg/m^3
Phantom section: Right Section
DASY4 Configuration:
- Probe: ET3DV6 - SN1664; ConvF(4.92, 4.92, 4.92); Calibrated: 11/17/2016
- Sensor-Surface: 4mm (Mechanical Surface Detection)
- Electronics: DAE4 Sn527; Calibrated: 10/19/2016
- Phantom: TWIN SAM; Type: QD000P40CC; Serial: TP:1368
- Postprocessing SW: SEMCAD, V1.8 Build 145

WCDMA1900-head-right-cheek-Low/Area Scan (51x91x1): Measurement grid: dx=15mm, dy=15mm
Maximum value of SAR (interpolated) = 0.997 mW/g

WCDMA1900-head-right-cheek-Low/Zoom Scan (5x5x7)/Cube 0: Measurement grid: dx=8mm, dy=8mm, dz=5mm
Reference Value = 12.1 V/m; Power Drift = 0.01 dB
Peak SAR (extrapolated) = 1.43 W/kg
SAR(1 g) = 0.946 mW/g; SAR(10 g) = 0.577 mW/g
Maximum value of SAR (measured) = 1.02 mW/g

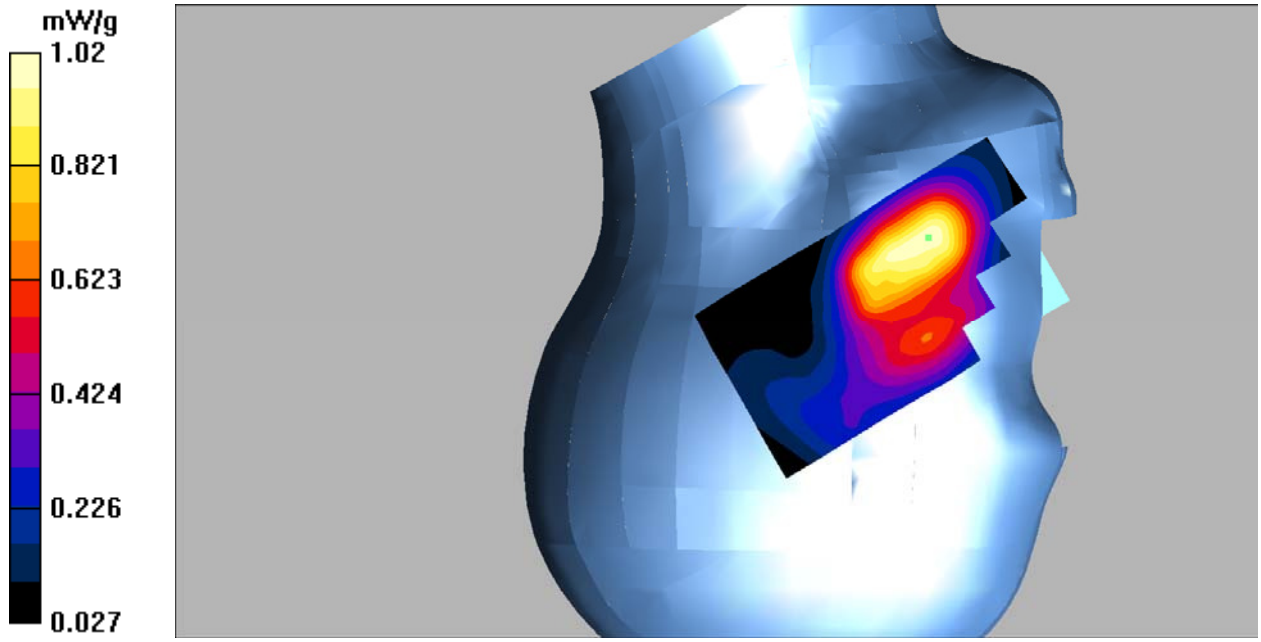

DUT: Smartphone ; Type: AM355;

Communication System: 3G Bands; Frequency: 1880 MHz;Duty Cycle: 1:1
Medium parameters used: f = 1880 MHz; σ = 1.42 mho/m; εr = 39.53; ρ = 1000 kg/m^3
Phantom section: Right Section
DASY4 Configuration:
- Probe: ET3DV6 - SN1664; ConvF(4.92, 4.92, 4.92); Calibrated: 11/17/2016
- Sensor-Surface: 4mm (Mechanical Surface Detection)
- Electronics: DAE4 Sn527; Calibrated: 10/19/2016
- Phantom: TWIN SAM; Type: QD000P40CC; Serial: TP:1368
- Postprocessing SW: SEMCAD, V1.8 Build 145

WCDMA1900-head-right-cheek-mid/Area Scan (51x91x1): Measurement grid: dx=15mm, dy=15mm
Maximum value of SAR (interpolated) = 1.03 mW/g

WCDMA1900-head-right-cheek-mid/Zoom Scan (5x5x7)/Cube 0: Measurement grid: dx=8mm, dy=8mm, dz=5mm
Reference Value = 12.3 V/m; Power Drift = 0.048 dB
Peak SAR (extrapolated) = 1.46 W/kg
SAR(1 g) = 0.976 mW/g; SAR(10 g) = 0.602 mW/g
Maximum value of SAR (measured) = 1.06 mW/g

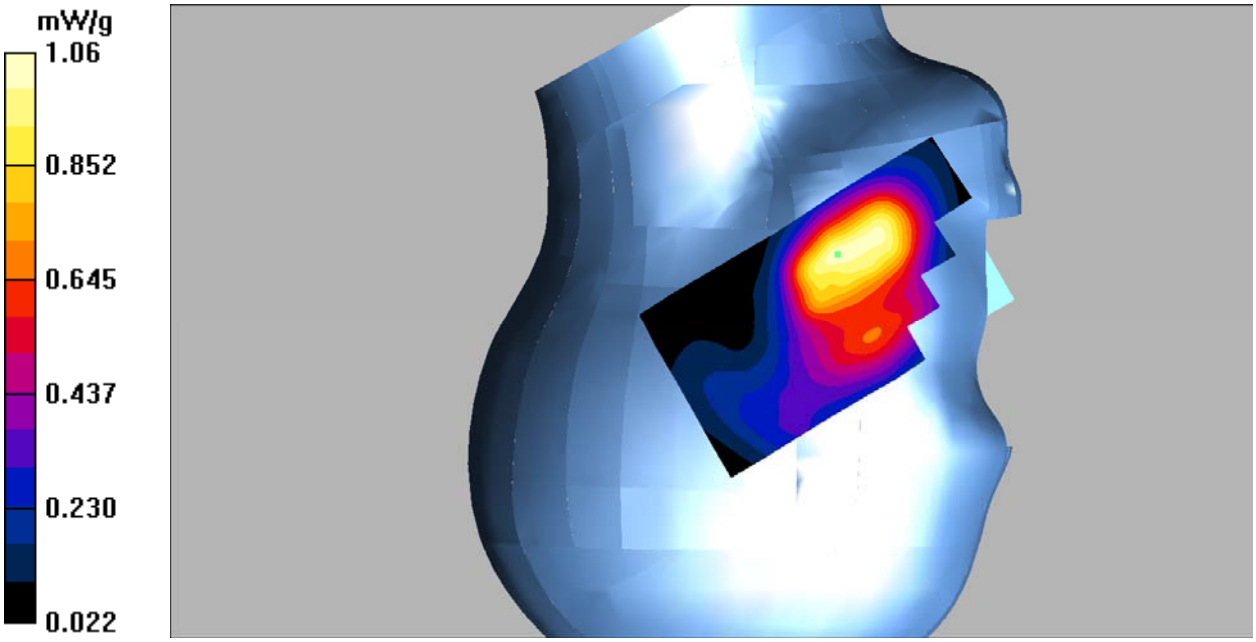

DUT: Smartphone ; Type: AM355;

Communication System: 3G Bands; Frequency: 1907.6 MHz;Duty Cycle: 1:1
Medium parameters used: f = 1907.6 MHz; σ = 1.39 mho/m; εr = 40.37; ρ = 1000 kg/m^3
Phantom section: Right Section
DASY4 Configuration:
- Probe: ET3DV6 - SN1664; ConvF(4.92, 4.92, 4.92); Calibrated: 11/17/2016
- Sensor-Surface: 4mm (Mechanical Surface Detection)
- Electronics: DAE4 Sn527; Calibrated: 10/19/2016
- Phantom: TWIN SAM; Type: QD000P40CC; Serial: TP:1368
- Postprocessing SW: SEMCAD, V1.8 Build 145

WCDMA1900-head-right-cheek-High/Area Scan (51x91x1): Measurement grid: dx=15mm, dy=15mm
Maximum value of SAR (interpolated) = 0.787 mW/g

WCDMA1900-head-right-cheek-High/Zoom Scan (5x5x7)/Cube 0: Measurement grid: dx=8mm, dy=8mm, dz=5mm
Reference Value = 10.4 V/m; Power Drift = -0.016 dB
Peak SAR (extrapolated) = 1.19 W/kg
SAR(1 g) = 0.756 mW/g; SAR(10 g) = 0.451 mW/g
Maximum value of SAR (measured) = 0.791 mW/g

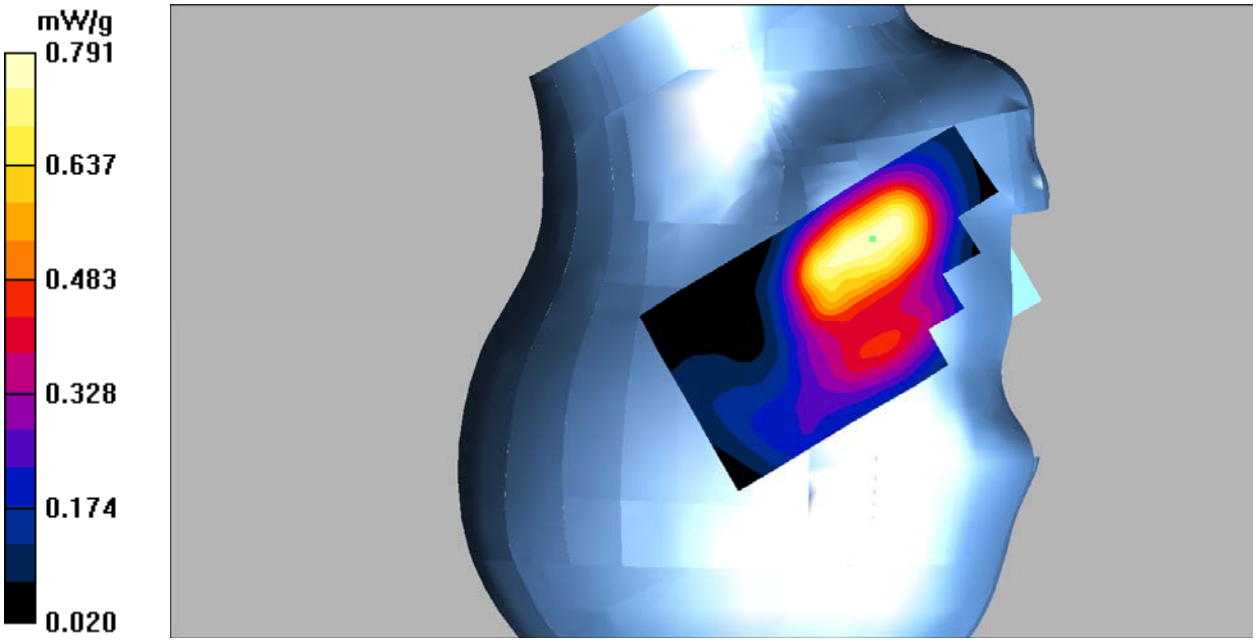

DUT: Smartphone ; Type: AM355;

Communication System: 3G Bands; Frequency: 1880 MHz;Duty Cycle: 1:1
Medium parameters used: f = 1880 MHz; σ = 1.42 mho/m; εr = 39.53; ρ = 1000 kg/m^3
Phantom section: Right Section
DASY4 Configuration:
- Probe: ET3DV6 - SN1664; ConvF(4.92, 4.92, 4.92); Calibrated: 11/17/2016
- Sensor-Surface: 4mm (Mechanical Surface Detection)
- Electronics: DAE4 Sn527; Calibrated: 10/19/2016
- Phantom: TWIN SAM; Type: QD000P40CC; Serial: TP:1368
- Postprocessing SW: SEMCAD, V1.8 Build 145

WCDMA1900-head-right-tilt-mid/Area Scan (51x91x1): Measurement grid: dx=15mm, dy=15mm
Maximum value of SAR (interpolated) = 0.515 mW/g

WCDMA1900-head-right-tilt-mid/Zoom Scan (5x5x7)/Cube 0: Measurement grid: dx=8mm, dy=8mm, dz=5mm
Reference Value = 18.0 V/m; Power Drift = -0.144 dB
Peak SAR (extrapolated) = 0.712 W/kg
SAR(1 g) = 0.408 mW/g; SAR(10 g) = 0.263 mW/g
Maximum value of SAR (measured) = 0.433 mW/g

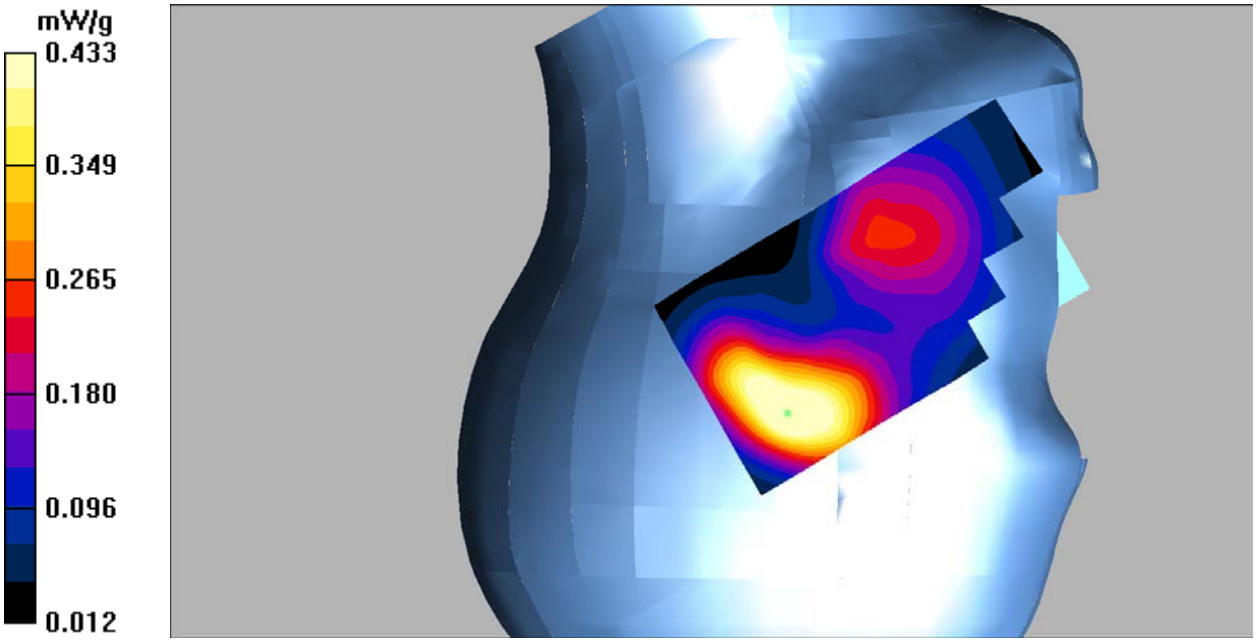

DUT: Smartphone ; Type: AM355;

Communication System: 3G Bands; Frequency: 1852.4 MHz;Duty Cycle: 1:1
Medium parameters used: f = 1852.4 MHz; σ = 1.52 mho/m; εr = 52.02; ρ = 1000 kg/m^3
Phantom section: Flat Section
DASY4 Configuration:
- Probe: ET3DV6 - SN1664; ConvF(4.32, 4.32, 4.32); Calibrated: 11/17/2016
- Sensor-Surface: 4mm (Mechanical Surface Detection)
- Electronics: DAE4 Sn527; Calibrated: 10/19/2016
- Phantom: TWIN SAM; Type: QD000P40CC; Serial: TP:1368
- Postprocessing SW: SEMCAD, V1.8 Build 145

WCDMA1900-hotspot-back-Low/Area Scan (61x101x1): Measurement grid: dx=15mm, dy=15mm
Maximum value of SAR (interpolated) = 1.41 mW/g

WCDMA1900-hotspot-back-Low/Zoom Scan (5x5x7)/Cube 0: Measurement grid: dx=8mm, dy=8mm, dz=5mm
Reference Value = 31.9 V/m; Power Drift = -0.02 dB
Peak SAR (extrapolated) = 2.07 W/kg
SAR(1 g) = 1.21 mW/g; SAR(10 g) = 0.764 mW/g
Maximum value of SAR (measured) = 1.49 mW/g

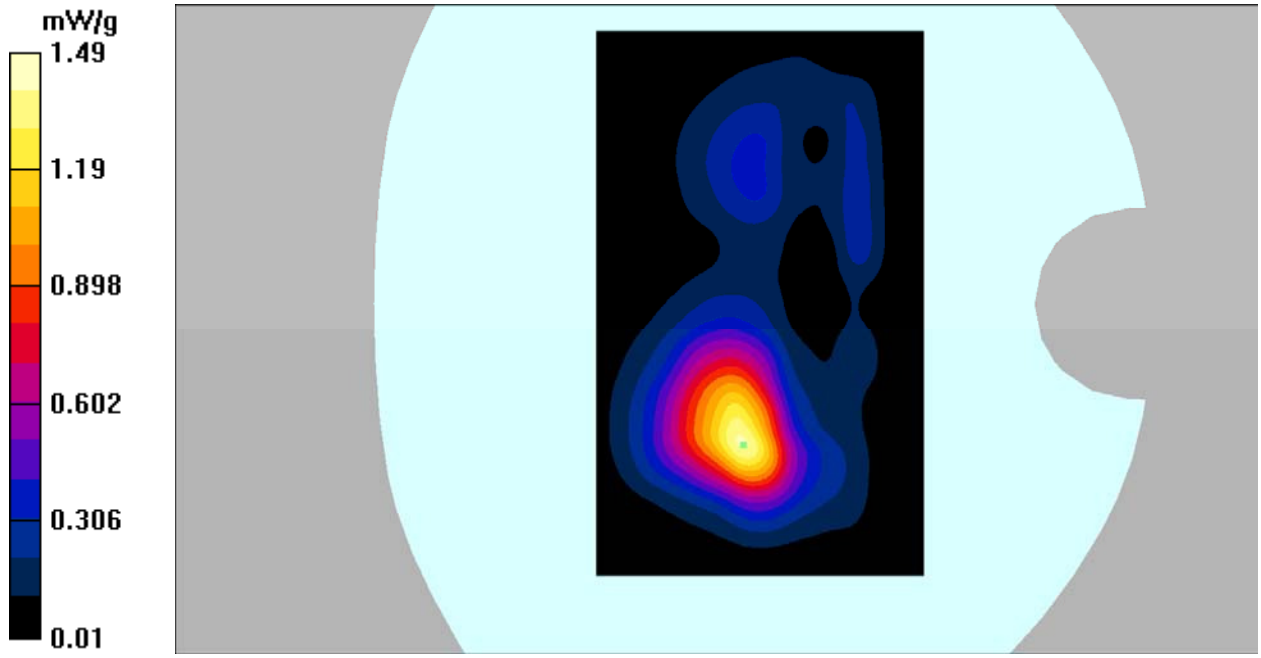

DUT: Smartphone ; Type: AM355;

Communication System: 3G Bands; Frequency: 1880 MHz;Duty Cycle: 1:1
Medium parameters used: f = 1880 MHz; σ = 1.51 mho/m; εr = 51.48; ρ = 1000 kg/m^3
Phantom section: Flat Section
DASY4 Configuration:
- Probe: ET3DV6 - SN1664; ConvF(4.32, 4.32, 4.32); Calibrated: 11/17/2016
- Sensor-Surface: 4mm (Mechanical Surface Detection)
- Electronics: DAE4 Sn527; Calibrated: 10/19/2016
- Phantom: TWIN SAM; Type: QD000P40CC; Serial: TP:1368
- Postprocessing SW: SEMCAD, V1.8 Build 145

WCDMA1900-hotspot-back-mid/Area Scan (61x101x1): Measurement grid: dx=15mm, dy=15mm
Maximum value of SAR (interpolated) = 2.10 mW/g

WCDMA1900-hotspot-back-mid/Zoom Scan (5x5x7)/Cube 0: Measurement grid: dx=8mm, dy=8mm, dz=5mm
Reference Value = 31.7 V/m; Power Drift = -0.171 dB
Peak SAR (extrapolated) = 2.10 W/kg
SAR(1 g) = 1.2 mW/g; SAR(10 g) = 0.696 mW/g
Maximum value of SAR (measured) = 1.32 mW/g

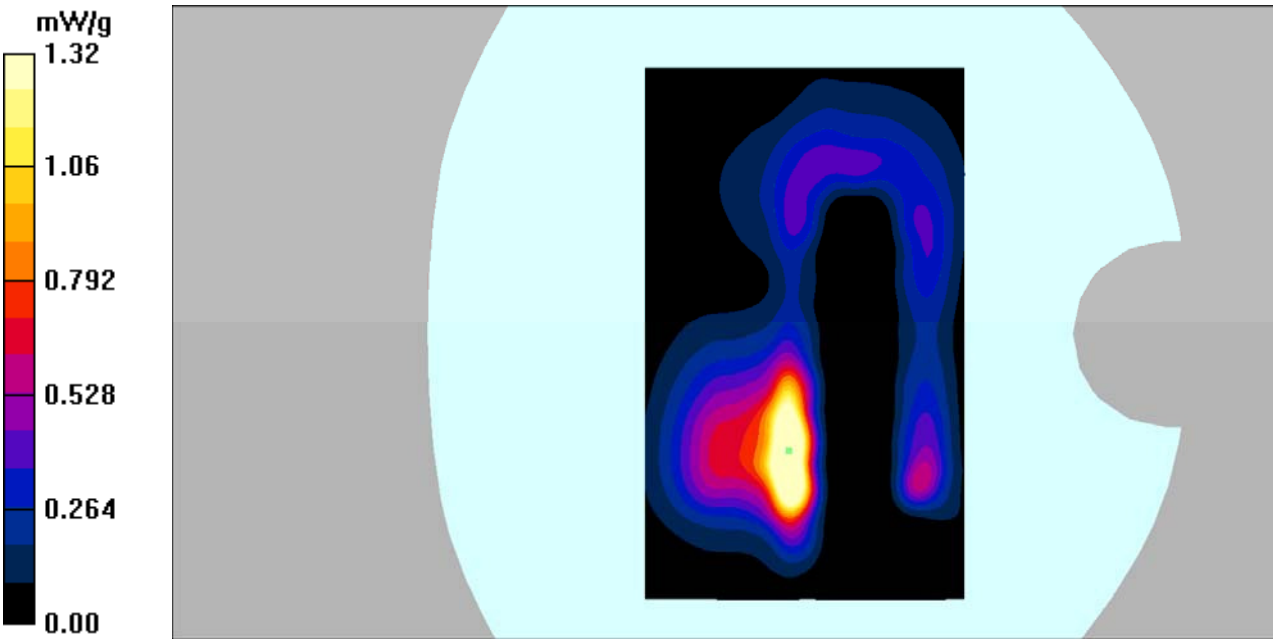

DUT: Smartphone ; Type: AM355;

Communication System: 3G Bands; Frequency: 1907.6 MHz;Duty Cycle: 1:1
Medium parameters used: f = 1907.6 MHz; σ = 1.52 mho/m; εr = 51.59; ρ = 1000 kg/m^3
Phantom section: Flat Section
DASY4 Configuration:
- Probe: ET3DV6 - SN1664; ConvF(4.32, 4.32, 4.32); Calibrated: 11/17/2016
- Sensor-Surface: 4mm (Mechanical Surface Detection)
- Electronics: DAE4 Sn527; Calibrated: 10/19/2016
- Phantom: TWIN SAM; Type: QD000P40CC; Serial: TP:1368
- Postprocessing SW: SEMCAD, V1.8 Build 145

WCDMA1900-hotspot-back-High/Area Scan (61x101x1): Measurement grid: dx=15mm, dy=15mm
Maximum value of SAR (interpolated) = 1.38 mW/g

WCDMA1900-hotspot-back-High/Zoom Scan (5x5x7)/Cube 0: Measurement grid: dx=8mm, dy=8mm, dz=5mm
Reference Value = 31.5 V/m; Power Drift = -0.031 dB
Peak SAR (extrapolated) = 1.78 W/kg
SAR(1 g) = 1.09 mW/g; SAR(10 g) = 0.691 mW/g
Maximum value of SAR (measured) = 1.28 mW/g

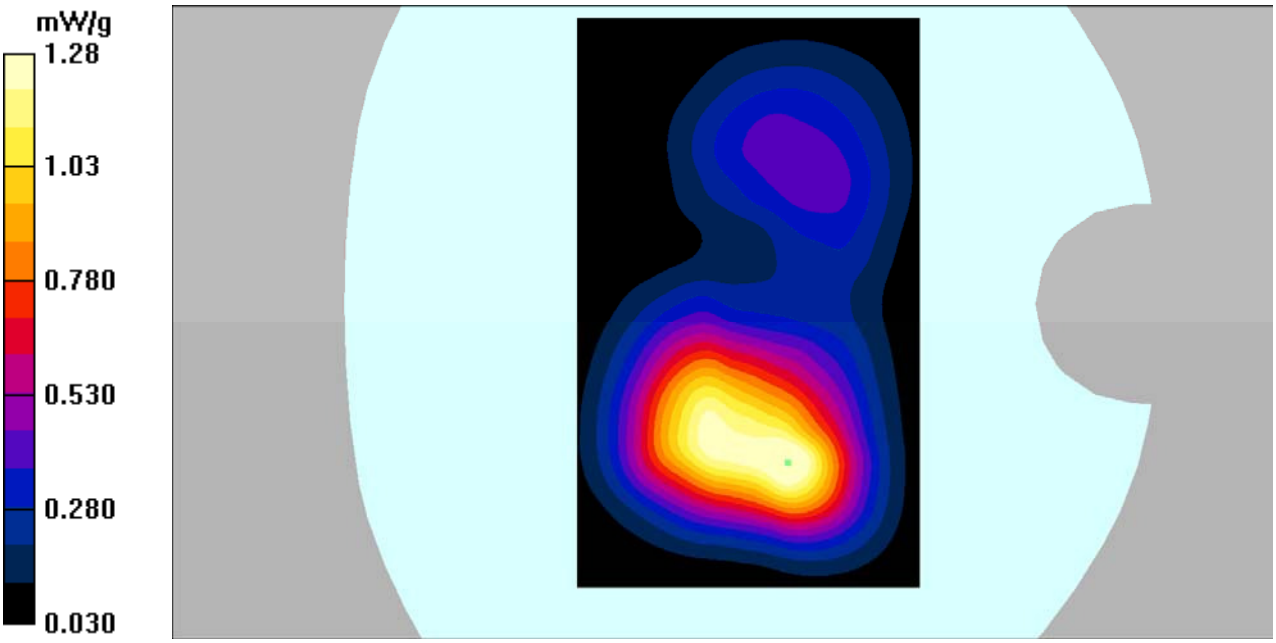

DUT: Smartphone ; Type: AM355;

Communication System: 3G Bands; Frequency: 1880 MHz;Duty Cycle: 1:1
Medium parameters used: f = 1880 MHz; σ = 1.51 mho/m; εr = 51.48; ρ = 1000 kg/m^3
Phantom section: Flat Section
DASY4 Configuration:
- Probe: ET3DV6 - SN1664; ConvF(4.32, 4.32, 4.32); Calibrated: 11/17/2016
- Sensor-Surface: 4mm (Mechanical Surface Detection)
- Electronics: DAE4 Sn527; Calibrated: 10/19/2016
- Phantom: TWIN SAM; Type: QD000P40CC; Serial: TP:1368
- Postprocessing SW: SEMCAD, V1.8 Build 145

WCDMA1900-hotspot-Left-mid/Area Scan (41x101x1): Measurement grid: dx=15mm, dy=15mm
Maximum value of SAR (interpolated) = 0.391 mW/g

WCDMA1900-hotspot-Left-mid/Zoom Scan (5x5x7)/Cube 0: Measurement grid: dx=8mm, dy=8mm, dz=5mm
Reference Value = 17.9 V/m; Power Drift = -0.15 dB
Peak SAR (extrapolated) = 0.579 W/kg
SAR(1 g) = 0.351 mW/g; SAR(10 g) = 0.208 mW/g
Maximum value of SAR (measured) = 0.386 mW/g

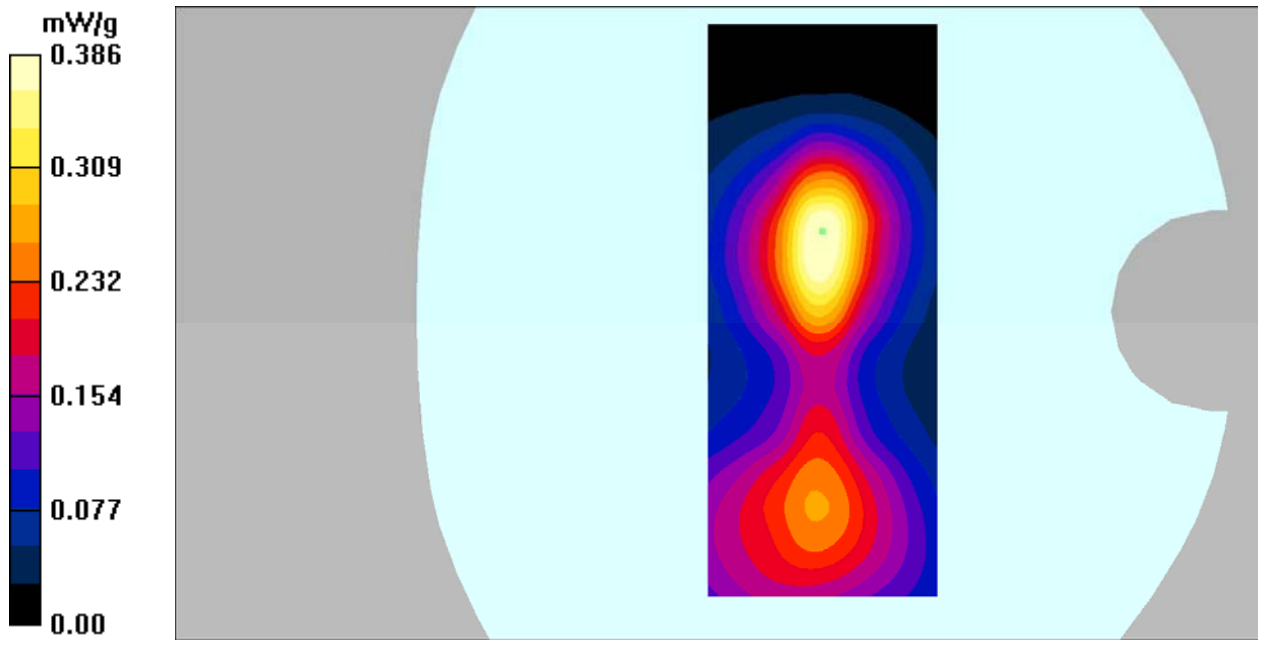

DUT: Smartphone ; Type: AM355;

Communication System: 3G Bands; Frequency: 1880 MHz;Duty Cycle: 1:1
Medium parameters used: f = 1880 MHz; σ = 1.51 mho/m; εr = 51.48; ρ = 1000 kg/m^3
Phantom section: Flat Section
DASY4 Configuration:
- Probe: ET3DV6 - SN1664; ConvF(4.32, 4.32, 4.32); Calibrated: 11/17/2016
- Sensor-Surface: 4mm (Mechanical Surface Detection)
- Electronics: DAE4 Sn527; Calibrated: 10/19/2016
- Phantom: TWIN SAM; Type: QD000P40CC; Serial: TP:1368
- Postprocessing SW: SEMCAD, V1.8 Build 145

WCDMA1900-hotspot-Right-mid/Area Scan (41x101x1): Measurement grid: dx=15mm, dy=15mm
Maximum value of SAR (interpolated) = 0.719 mW/g

WCDMA1900-hotspot-Right-mid/Zoom Scan (5x5x7)/Cube 0: Measurement grid: dx=8mm, dy=8mm, dz=5mm
Reference Value = 23.6 V/m; Power Drift = 0.134 dB
Peak SAR (extrapolated) = 1.02 W/kg
SAR(1 g) = 0.599 mW/g; SAR(10 g) = 0.354 mW/g
Maximum value of SAR (measured) = 0.727 mW/g

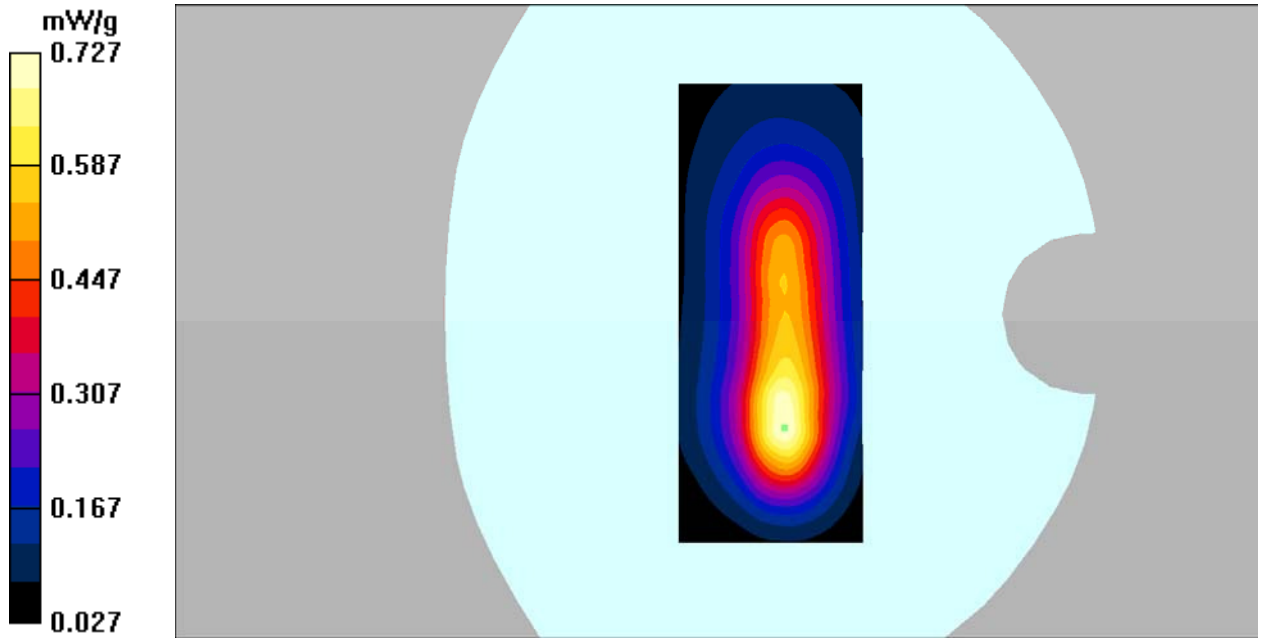

DUT: Smartphone ; Type: AM355;

Communication System: 3G Bands; Frequency: 1880 MHz;Duty Cycle: 1:1
Medium parameters used: f = 1880 MHz; σ = 1.51 mho/m; εr = 51.48; ρ = 1000 kg/m^3
Phantom section: Flat Section
DASY4 Configuration:
- Probe: ET3DV6 - SN1664; ConvF(4.32, 4.32, 4.32); Calibrated: 11/17/2016
- Sensor-Surface: 4mm (Mechanical Surface Detection)
- Electronics: DAE4 Sn527; Calibrated: 10/19/2016
- Phantom: TWIN SAM; Type: QD000P40CC; Serial: TP:1368
- Postprocessing SW: SEMCAD, V1.8 Build 145

WCDMA1900-hotspot-bottom-mid/Area Scan (41x61x1): Measurement grid: dx=15mm, dy=15mm
Maximum value of SAR (interpolated) = 0.900 mW/g
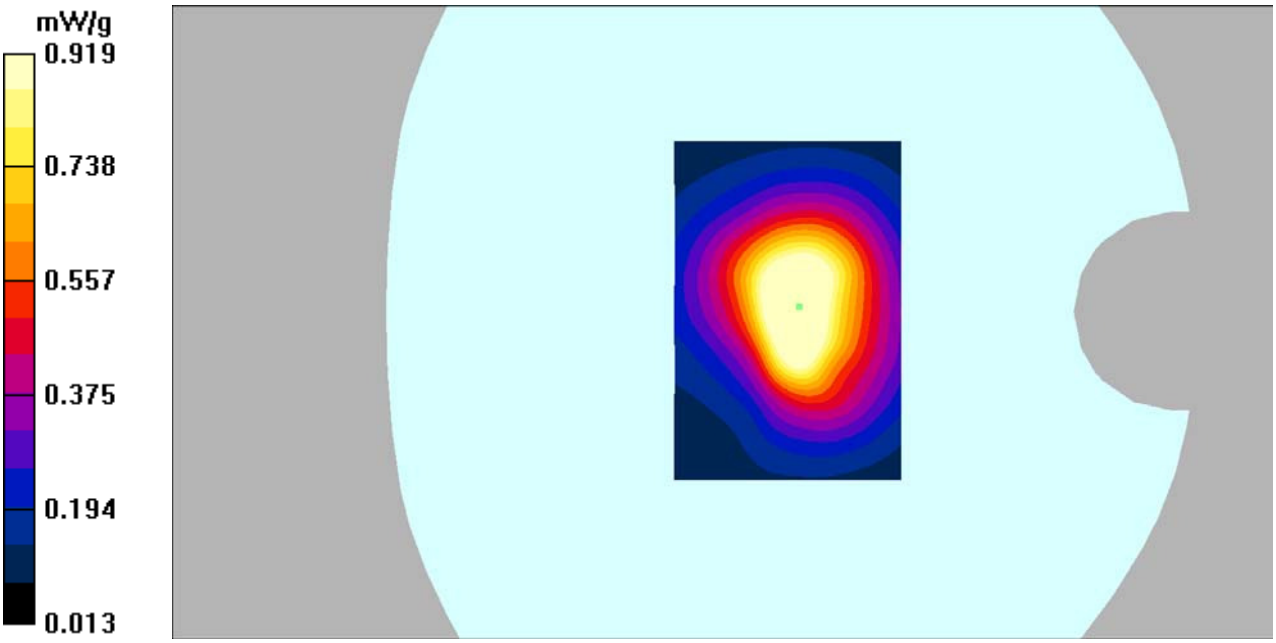
WCDMA1900-hotspot-bottom-mid/Zoom Scan (5x5x7)/Cube 0: Measurement grid: dx=8mm, dy=8mm, dz=5mm
Reference Value = 24.7 V/m; Power Drift = -0.180 dB
Peak SAR (extrapolated) = 1.44 W/kg
SAR(1 g) = 0.710 mW/g; SAR(10 g) = 0.356 mW/g
Maximum value of SAR (measured) = 0.919 mW/g