DUT: Smartphone; Type: AM410;

Communication System: GSM bands; Frequency: 836.6 MHz;Duty Cycle: 1:8
Medium parameters used: f = 836.6 MHz; σ = 0.92 mho/m; εr = 41.42; ρ = 1000 kg/m^3
Phantom section: Left Section

DASY4 Configuration:
- Probe: EX3DV4 – SN7382; ConvF(10.50, 10.50, 10.50); Calibrated: 26/10/2016
- Sensor-Surface: 4mm (Mechanical Surface Detection)
- Electronics: DAE – SN772; Calibrated: 25/10/2016
- Phantom: TWIN SAM; Type: Twin SAM V5.0; Serial: 1909
- Measurement SW: DASY4, V4.5 Build 19; Postprocessing SW: SEMCAD, V1.8 Build 145

Left Cheek/GSM 850 Mid/Area Scan (101x121x1): Measurement grid: dx=10mm, dy=10mm
Maximum value of SAR (interpolated) = 0.444 mW/g

Left Cheek/GSM 850 Mid/Zoom Scan (7x7x7)/Cube 0: Measurement grid: dx=5mm, dy=5mm, dz=5mm
Reference Value = 6.85 V/m; Power Drift = -0.146 dB
Peak SAR (extrapolated) = 0.524 W/kg
SAR(1 g) = 0.426 mW/g; SAR(10 g) = 0.329 mW/g
Maximum value of SAR (measured) = 0.448 mW/g

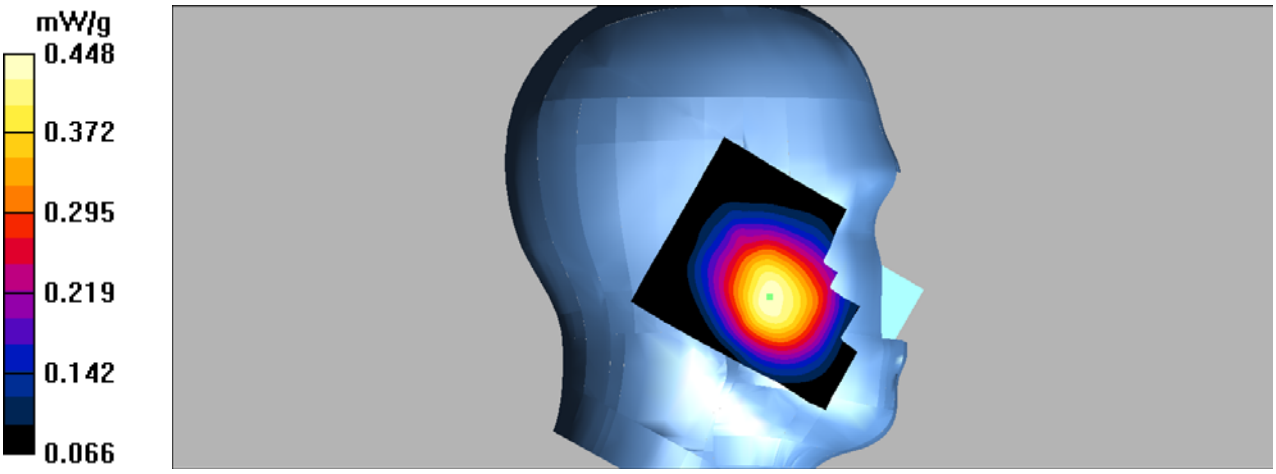

DUT: Smartphone; Type: AM410;

Communication System: GSM bands; Frequency: 836.6 MHz;Duty Cycle: 1:8
Medium parameters used: f = 836.6 MHz; σ = 0.92 mho/m; εr = 41.42; ρ = 1000 kg/m^3
Phantom section: Left Section

DASY4 Configuration:
- Probe: EX3DV4 – SN7382; ConvF(10.50, 10.50, 10.50); Calibrated: 26/10/2016
- Sensor-Surface: 4mm (Mechanical Surface Detection)
- Electronics: DAE – SN772; Calibrated: 25/10/2016
- Phantom: TWIN SAM; Type: Twin SAM V5.0; Serial: 1909
- Measurement SW: DASY4, V4.5 Build 19; Postprocessing SW: SEMCAD, V1.8 Build 145

Left Tilt/GSM 850 Mid/Area Scan (101x121x1): Measurement grid: dx=10mm, dy=10mm
Maximum value of SAR (interpolated) = 0.281 mW/g

Left Tilt/GSM 850 Mid/Zoom Scan (7x7x7)/Cube 0: Measurement grid: dx=5mm, dy=5mm, dz=5mm
Reference Value = 12.4 V/m; Power Drift = -0.051 dB
Peak SAR (extrapolated) = 0.329 W/kg
SAR(1 g) = 0.267 mW/g; SAR(10 g) = 0.209 mW/g
Maximum value of SAR (measured) = 0.280 mW/g

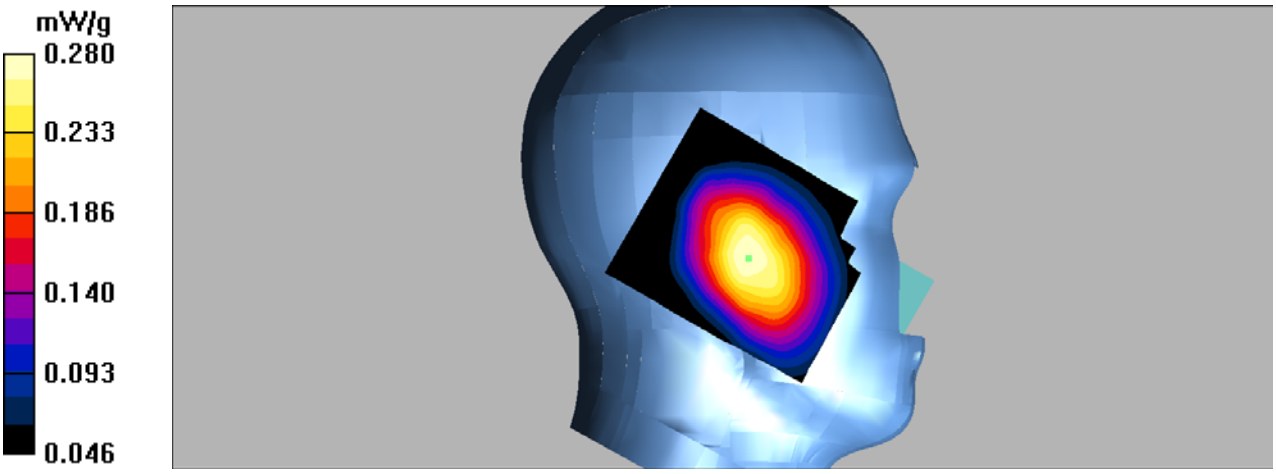

DUT: Smartphone; Type: AM410;

Communication System: GSM bands; Frequency: 836.6 MHz;Duty Cycle: 1:8
Medium parameters used: f = 836.6 MHz; σ = 0.92 mho/m; εr = 41.42; ρ = 1000 kg/m^3
Phantom section: Right Section

DASY4 Configuration:
- Probe: EX3DV4 – SN7382; ConvF(10.50, 10.50, 10.50); Calibrated: 26/10/2016
- Sensor-Surface: 4mm (Mechanical Surface Detection)
- Electronics: DAE – SN772; Calibrated: 25/10/2016
- Phantom: TWIN SAM; Type: Twin SAM V5.0; Serial: 1909
- Measurement SW: DASY4, V4.5 Build 19; Postprocessing SW: SEMCAD, V1.8 Build 145

Right Cheek/GSM 850 Mid/Area Scan (101x121x1): Measurement grid: dx=10mm, dy=10mm
Maximum value of SAR (interpolated) = 0.452 mW/g

Right Cheek/GSM 850 Mid/Zoom Scan (7x7x7)/Cube 0: Measurement grid: dx=5mm, dy=5mm, dz=5mm
Reference Value = 6.80 V/m; Power Drift = 0.133 dB
Peak SAR (extrapolated) = 0.526 W/kg
SAR(1 g) = 0.424 mW/g; SAR(10 g) = 0.326 mW/g
Maximum value of SAR (measured) = 0.447 mW/g

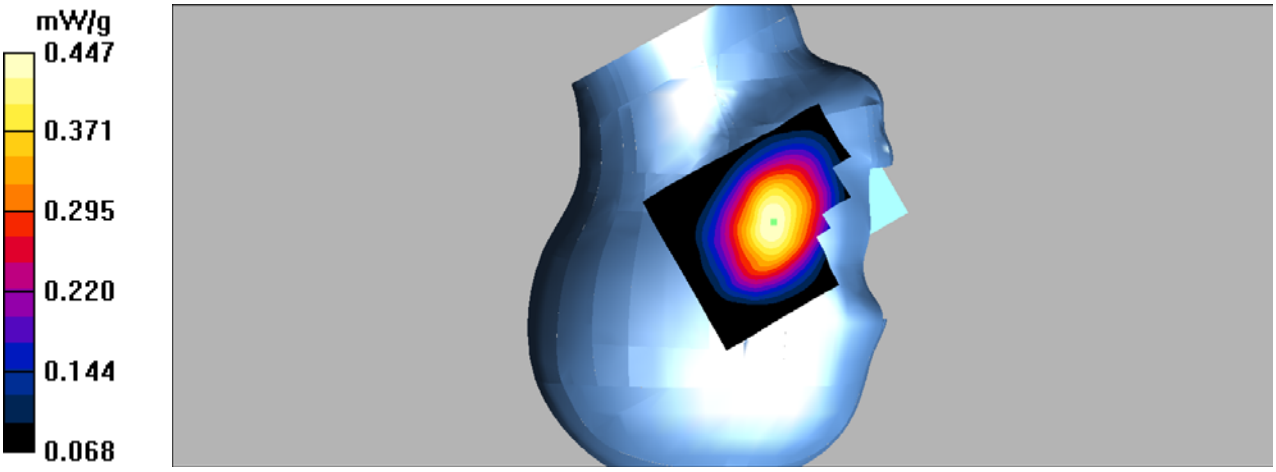

DUT: Smartphone; Type: AM410;

Communication System: GSM bands; Frequency: 836.6 MHz;Duty Cycle: 1:8
Medium parameters used: f = 836.6 MHz; σ = 0.92 mho/m; εr = 41.42; ρ = 1000 kg/m^3
Phantom section: Right Section

DASY4 Configuration:
- Probe: EX3DV4 – SN7382; ConvF(10.50, 10.50, 10.50); Calibrated: 26/10/2016
- Sensor-Surface: 4mm (Mechanical Surface Detection)
- Electronics: DAE – SN772; Calibrated: 25/10/2016
- Phantom: TWIN SAM; Type: Twin SAM V5.0; Serial: 1909
- Measurement SW: DASY4, V4.5 Build 19; Postprocessing SW: SEMCAD, V1.8 Build 145

Right Tilt/GSM 850 Mid/Area Scan (101x121x1): Measurement grid: dx=10mm, dy=10mm
Maximum value of SAR (interpolated) = 0.274 mW/g

Right Tilt/GSM 850 Mid/Zoom Scan (7x7x7)/Cube 0: Measurement grid: dx=5mm, dy=5mm, dz=5mm
Reference Value = 11.2 V/m; Power Drift = 0.055 dB
Peak SAR (extrapolated) = 0.318 W/kg
SAR(1 g) = 0.260 mW/g; SAR(10 g) = 0.201 mW/g
Maximum value of SAR (measured) = 0.272 mW/g

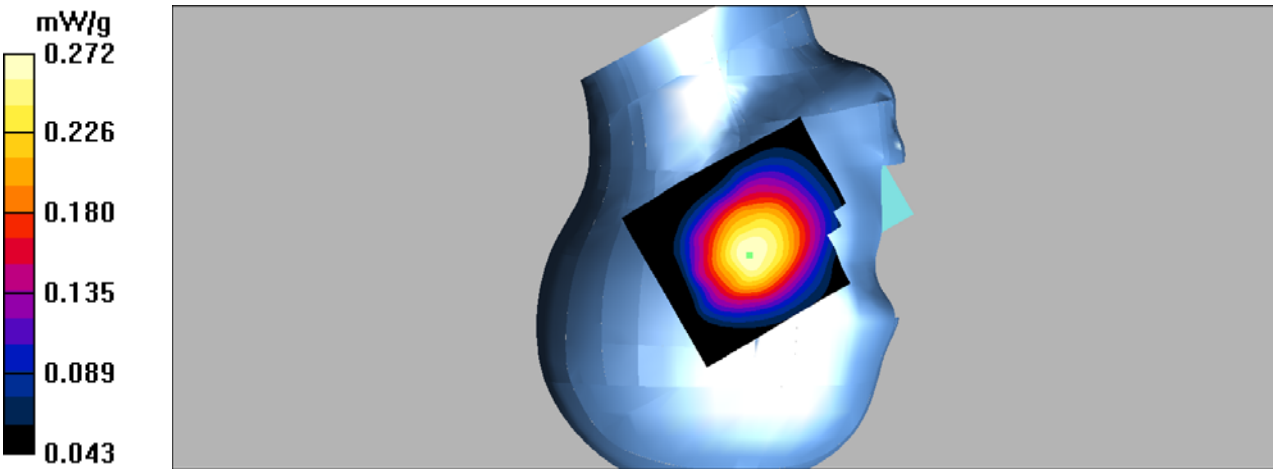

DUT: Smartphone; Type: AM410;

Communication System: GSM bands; Frequency: 824.2 MHz;Duty Cycle: 1:8
Medium parameters used: f = 824.2 MHz; σ = 0.98 mho/m; εr = 54.87; ρ = 1000 kg/m^3
Phantom section: Flat Section

DASY4 Configuration:
- Probe: EX3DV4 – SN7382; ConvF(10.54, 10.54, 10.54); Calibrated: 26/10/2016
- Sensor-Surface: 4mm (Mechanical Surface Detection)
- Electronics: DAE – SN772; Calibrated: 25/10/2016
- Phantom: TWIN SAM; Type: Twin SAM V5.0; Serial: 1909
- Measurement SW: DASY4, V4.5 Build 19; Postprocessing SW: SEMCAD, V1.8 Build 145

Body Worn Back/GSM 850 Low/Area Scan (91x101x1): Measurement grid: dx=10mm, dy=10mm
Maximum value of SAR (interpolated) = 1.06 mW/g

Body Worn Back/GSM 850 Low/Zoom Scan (7x7x7)/Cube 0: Measurement grid: dx=5mm, dy=5mm, dz=5mm
Reference Value = 32.9 V/m; Power Drift = 0.045 dB
Peak SAR (extrapolated) = 1.24 W/kg
SAR(1 g) = 1 mW/g; SAR(10 g) = 0.761 mW/g
Maximum value of SAR (measured) = 1.06 mW/g

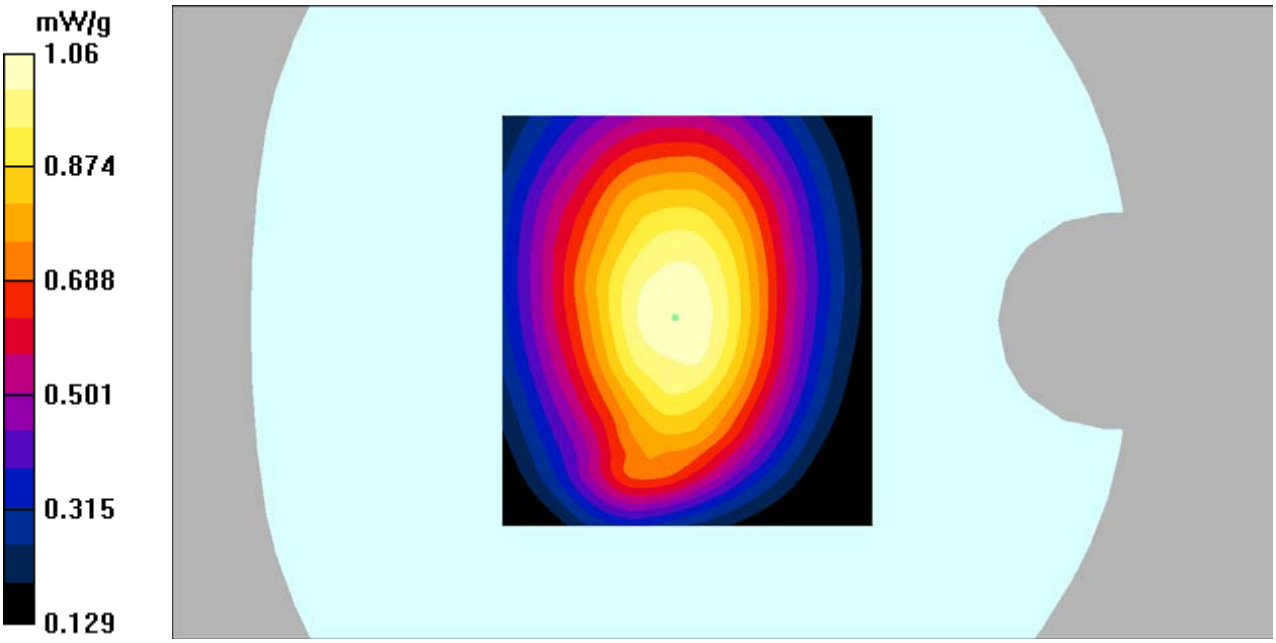

DUT: Smartphone; Type: AM410;

Communication System: GSM bands; Frequency: 836.6 MHz;Duty Cycle: 1:8
Medium parameters used: f = 836.6 MHz; σ = 0.99 mho/m; εr = 55.02; ρ = 1000 kg/m^3
Phantom section: Flat Section

DASY4 Configuration:
- Probe: EX3DV4 – SN7382; ConvF(10.54, 10.54, 10.54); Calibrated: 26/10/2016
- Sensor-Surface: 4mm (Mechanical Surface Detection)
- Electronics: DAE – SN772; Calibrated: 25/10/2016
- Phantom: TWIN SAM; Type: Twin SAM V5.0; Serial: 1909
- Measurement SW: DASY4, V4.5 Build 19; Postprocessing SW: SEMCAD, V1.8 Build 145

Body Worn Back/GSM 850 Mid/Area Scan (91x101x1): Measurement grid: dx=10mm, dy=10mm
Maximum value of SAR (interpolated) = 1.01 mW/g

Body Worn Back/GSM 850 Mid/Zoom Scan (7x7x7)/Cube 0: Measurement grid: dx=5mm, dy=5mm, dz=5mm
Reference Value = 32.1 V/m; Power Drift = 0.01 dB
Peak SAR (extrapolated) = 1.18 W/kg
SAR(1 g) = 0.957 mW/g; SAR(10 g) = 0.725 mW/g
Maximum value of SAR (measured) = 1.02 mW/g

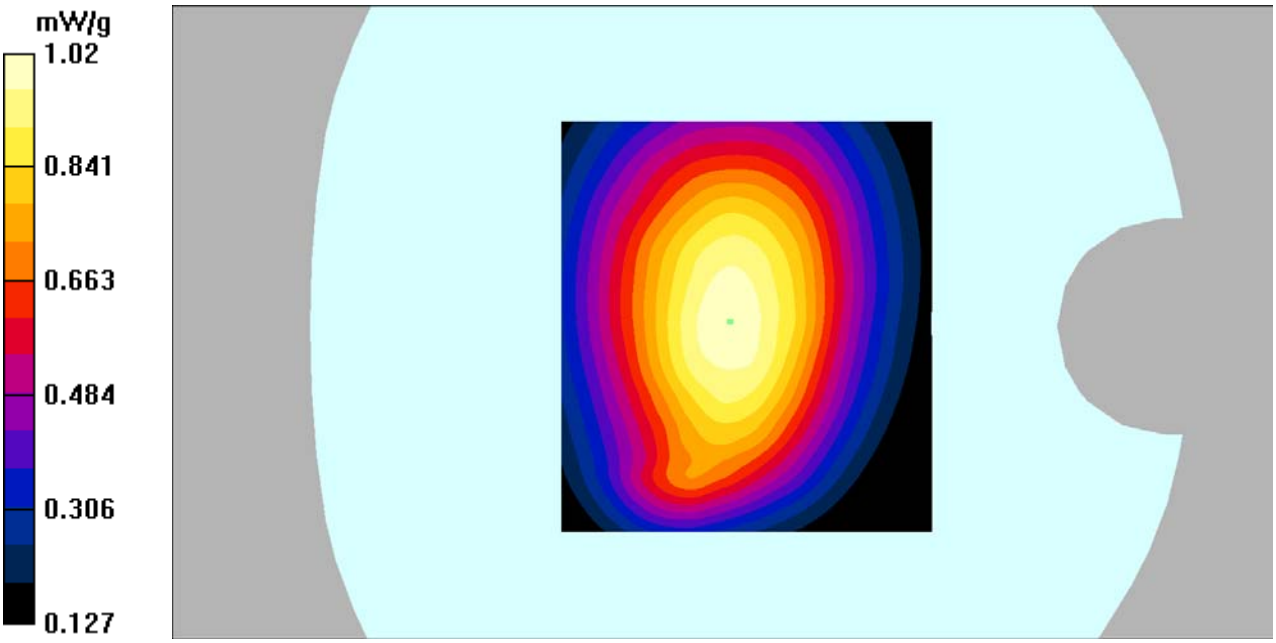

DUT: Smartphone; Type: AM410;

Communication System: GSM bands; Frequency: 848.8 MHz;Duty Cycle: 1:8
Medium parameters used: f = 848.8 MHz; σ = 1.00 mho/m; εr = 55.13; ρ = 1000 kg/m^3
Phantom section: Flat Section

DASY4 Configuration:
- Probe: EX3DV4 – SN7382; ConvF(10.54, 10.54, 10.54); Calibrated: 26/10/2016
- Sensor-Surface: 4mm (Mechanical Surface Detection)
- Electronics: DAE – SN772; Calibrated: 25/10/2016
- Phantom: TWIN SAM; Type: Twin SAM V5.0; Serial: 1909
- Measurement SW: DASY4, V4.5 Build 19; Postprocessing SW: SEMCAD, V1.8 Build 145

Body Worn Back/GSM 850 High/Area Scan (91x101x1): Measurement grid: dx=10mm, dy=10mm
Maximum value of SAR (interpolated) = 0.992 mW/g

Body Worn Back/GSM 850 High/Zoom Scan (7x7x7)/Cube 0: Measurement grid: dx=5mm, dy=5mm, dz=5mm
Reference Value = 31.7 V/m; Power Drift = -0.00 dB
Peak SAR (extrapolated) = 1.17 W/kg
SAR(1 g) = 0.940 mW/g; SAR(10 g) = 0.710 mW/g
Maximum value of SAR (measured) = 0.993 mW/g

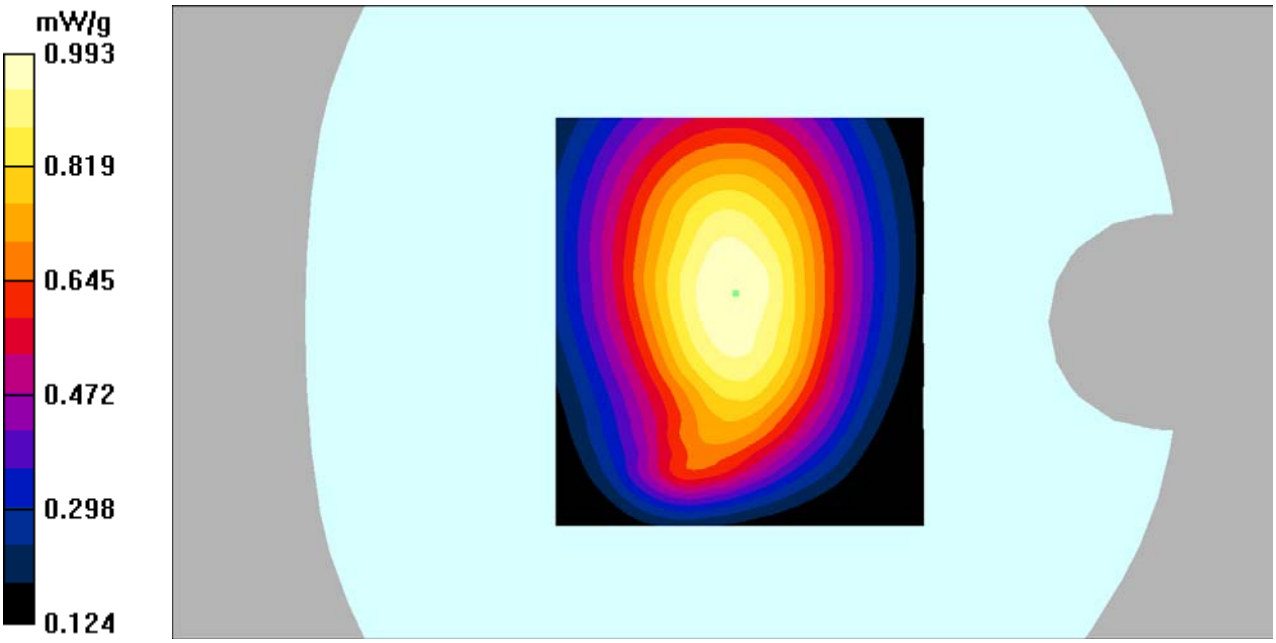

DUT: Smartphone; Type: AM410;

Communication System: GPRS bands-4slots; Frequency: 824.2 MHz;Duty Cycle: 1:2
Medium parameters used: f = 824.2 MHz; σ = 0.98 mho/m; εr = 54.87; ρ = 1000 kg/m^3
Phantom section: Flat Section

DASY4 Configuration:
- Probe: EX3DV4 – SN7382; ConvF(10.54, 10.54, 10.54); Calibrated: 26/10/2016
- Sensor-Surface: 4mm (Mechanical Surface Detection)
- Electronics: DAE – SN772; Calibrated: 25/10/2016
- Phantom: TWIN SAM; Type: Twin SAM V5.0; Serial: 1909
- Measurement SW: DASY4, V4.5 Build 19; Postprocessing SW: SEMCAD, V1.8 Build 145

Body Back/GSM 850 Low/Area Scan (91x101x1): Measurement grid: dx=10mm, dy=10mm
Maximum value of SAR (interpolated) = 0.756 mW/g

Body Back/GSM 850 Low/Zoom Scan (7x7x7)/Cube 0: Measurement grid: dx=5mm, dy=5mm, dz=5mm
Reference Value = 27.8 V/m; Power Drift = -0.106 dB
Peak SAR (extrapolated) = 1.03 W/kg
SAR(1 g) = 0.661 mW/g; SAR(10 g) = 0.464 mW/g
Maximum value of SAR (measured) = 0.720 mW/g



DUT: Smartphone; Type: AM410;

Communication System: GPRS bands-4slots; Frequency: 836.6 MHz;Duty Cycle: 1:2
Medium parameters used: f = 836.6 MHz; σ = 0.99 mho/m; εr = 55.02; ρ = 1000 kg/m^3
Phantom section: Flat Section

DASY4 Configuration:
- Probe: EX3DV4 – SN7382; ConvF(10.54, 10.54, 10.54); Calibrated: 26/10/2016
- Sensor-Surface: 4mm (Mechanical Surface Detection)
- Electronics: DAE – SN772; Calibrated: 25/10/2016
- Phantom: TWIN SAM; Type: Twin SAM V5.0; Serial: 1909
- Measurement SW: DASY4, V4.5 Build 19; Postprocessing SW: SEMCAD, V1.8 Build 145

Body Back/GSM 850 Mid/Area Scan (91x101x1): Measurement grid: dx=10mm, dy=10mm
Maximum value of SAR (interpolated) = 0.913 mW/g

Body Back/GSM 850 Mid/Zoom Scan (7x7x7)/Cube 0: Measurement grid: dx=5mm, dy=5mm, dz=5mm
Reference Value = 30.8 V/m; Power Drift = -0.150 dB
Peak SAR (extrapolated) = 1.05 W/kg
SAR(1 g) = 0.847 mW/g; SAR(10 g) = 0.630 mW/g
Maximum value of SAR (measured) = 0.898 mW/g

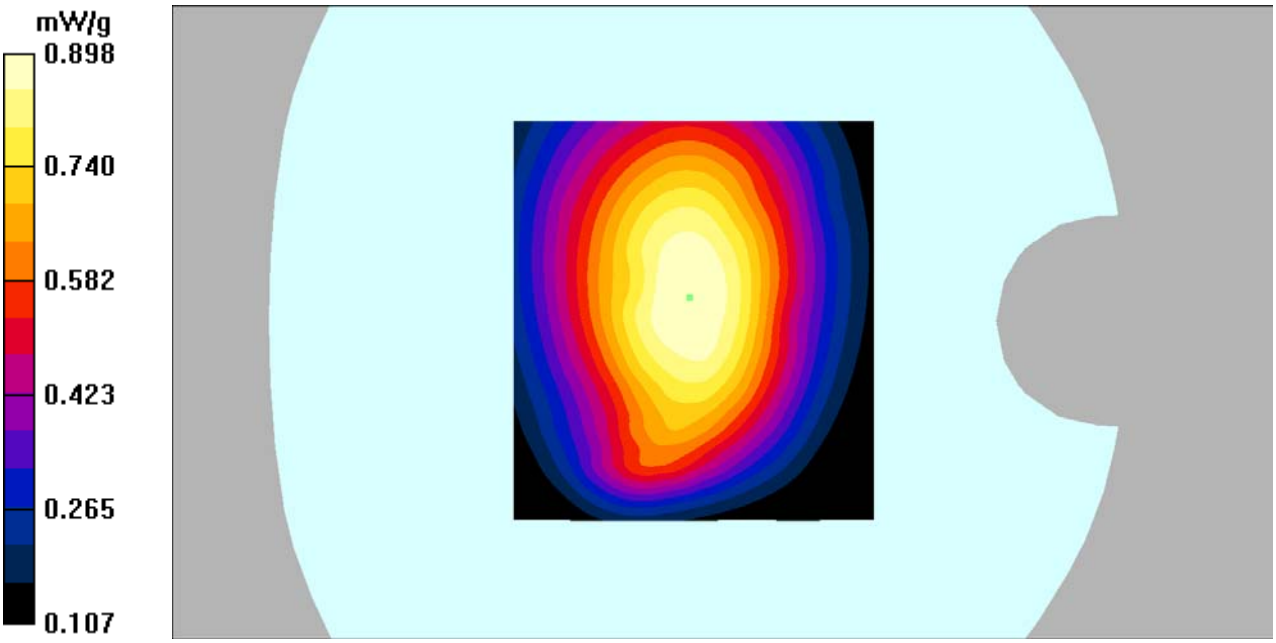

DUT: Smartphone; Type: AM410;

Communication System: GPRS bands-4slots; Frequency: 848.8 MHz;Duty Cycle: 1:2
Medium parameters used: f = 848.8 MHz; σ = 1.00 mho/m; εr = 55.13; ρ = 1000 kg/m^3
Phantom section: Flat Section

DASY4 Configuration:
- Probe: EX3DV4 – SN7382; ConvF(10.54, 10.54, 10.54); Calibrated: 26/10/2016
- Sensor-Surface: 4mm (Mechanical Surface Detection)
- Electronics: DAE – SN772; Calibrated: 25/10/2016
- Phantom: TWIN SAM; Type: Twin SAM V5.0; Serial: 1909
- Measurement SW: DASY4, V4.5 Build 19; Postprocessing SW: SEMCAD, V1.8 Build 145

Body Back/GSM 850 High/Area Scan (91x101x1): Measurement grid: dx=10mm, dy=10mm
Maximum value of SAR (interpolated) = 0.603 mW/g

Body Back/GSM 850 High/Zoom Scan (7x7x7)/Cube 0: Measurement grid: dx=5mm, dy=5mm, dz=5mm
Reference Value = 23.6 V/m; Power Drift = 0.034 dB
Peak SAR (extrapolated) = 0.822 W/kg
SAR(1 g) = 0.528 mW/g; SAR(10 g) = 0.367 mW/g
Maximum value of SAR (measured) = 0.581 mW/g

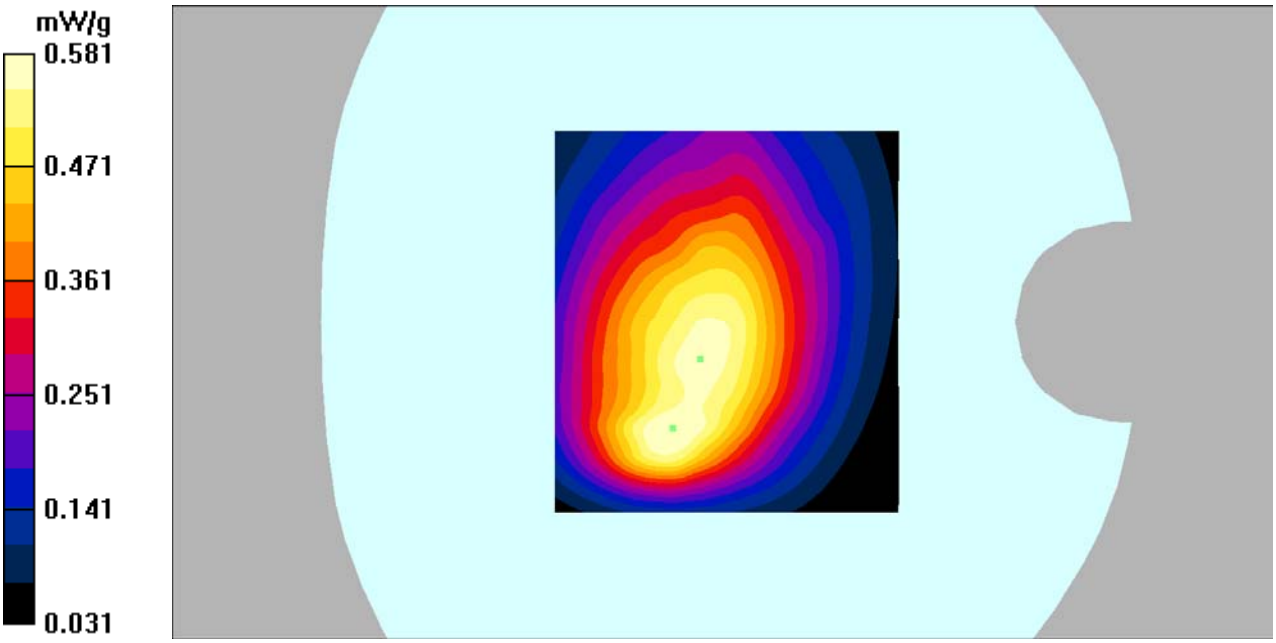

DUT: Smartphone; Type: AM410;

Communication System: GPRS bands-4slots; Frequency: 836.6 MHz;Duty Cycle: 1:2
Medium parameters used: f = 836.6 MHz; σ = 0.99 mho/m; εr = 55.02; ρ = 1000 kg/m^3
Phantom section: Flat Section

DASY4 Configuration:
- Probe: EX3DV4 – SN7382; ConvF(10.54, 10.54, 10.54); Calibrated: 26/10/2016
- Sensor-Surface: 4mm (Mechanical Surface Detection)
- Electronics: DAE – SN772; Calibrated: 25/10/2016
- Phantom: TWIN SAM; Type: Twin SAM V5.0; Serial: 1909
- Measurement SW: DASY4, V4.5 Build 19; Postprocessing SW: SEMCAD, V1.8 Build 145

Body Left/GSM 850 Mid/Area Scan (101x121x1): Measurement grid: dx=10mm, dy=10mm
Maximum value of SAR (interpolated) = 0.479 mW/g

Body Left/GSM 850 Mid/Zoom Scan (7x7x7)/Cube 0: Measurement grid: dx=5mm, dy=5mm, dz=5mm
Reference Value = 22.4 V/m; Power Drift = -0.114 dB
Peak SAR (extrapolated) = 0.584 W/kg
SAR(1 g) = 0.445 mW/g; SAR(10 g) = 0.320 mW/g
Maximum value of SAR (measured) = 0.475 mW/g

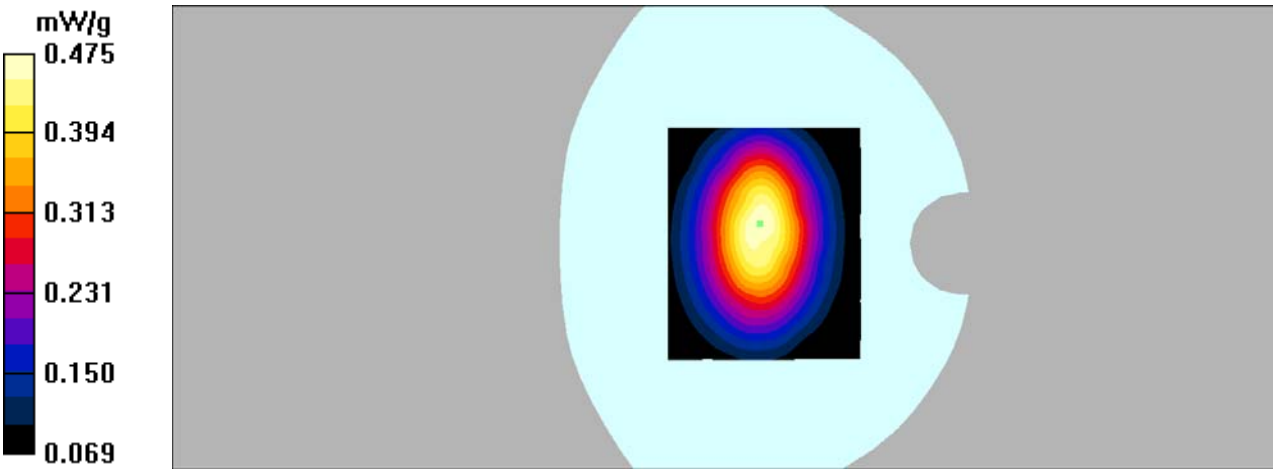

DUT: Smartphone; Type: AM410;

Communication System: GPRS bands-4slots; Frequency: 836.6 MHz;Duty Cycle: 1:2
Medium parameters used: f = 836.6 MHz; σ = 0.99 mho/m; εr = 55.02; ρ = 1000 kg/m^3
Phantom section: Flat Section

DASY4 Configuration:
- Probe: EX3DV4 – SN7382; ConvF(10.54, 10.54, 10.54); Calibrated: 26/10/2016
- Sensor-Surface: 4mm (Mechanical Surface Detection)
- Electronics: DAE – SN772; Calibrated: 25/10/2016
- Phantom: TWIN SAM; Type: Twin SAM V5.0; Serial: 1909
- Measurement SW: DASY4, V4.5 Build 19; Postprocessing SW: SEMCAD, V1.8 Build 145

Body Right/GSM 850 Mid/Area Scan (101x121x1): Measurement grid: dx=10mm, dy=10mm
Maximum value of SAR (interpolated) = 0.346 mW/g

Body Right/GSM 850 Mid/Zoom Scan (7x7x7)/Cube 0: Measurement grid: dx=5mm, dy=5mm, dz=5mm
Reference Value = 18.8 V/m; Power Drift = -0.082 dB
Peak SAR (extrapolated) = 0.434 W/kg
SAR(1 g) = 0.317 mW/g; SAR(10 g) = 0.225 mW/g
Maximum value of SAR (measured) = 0.342 mW/g

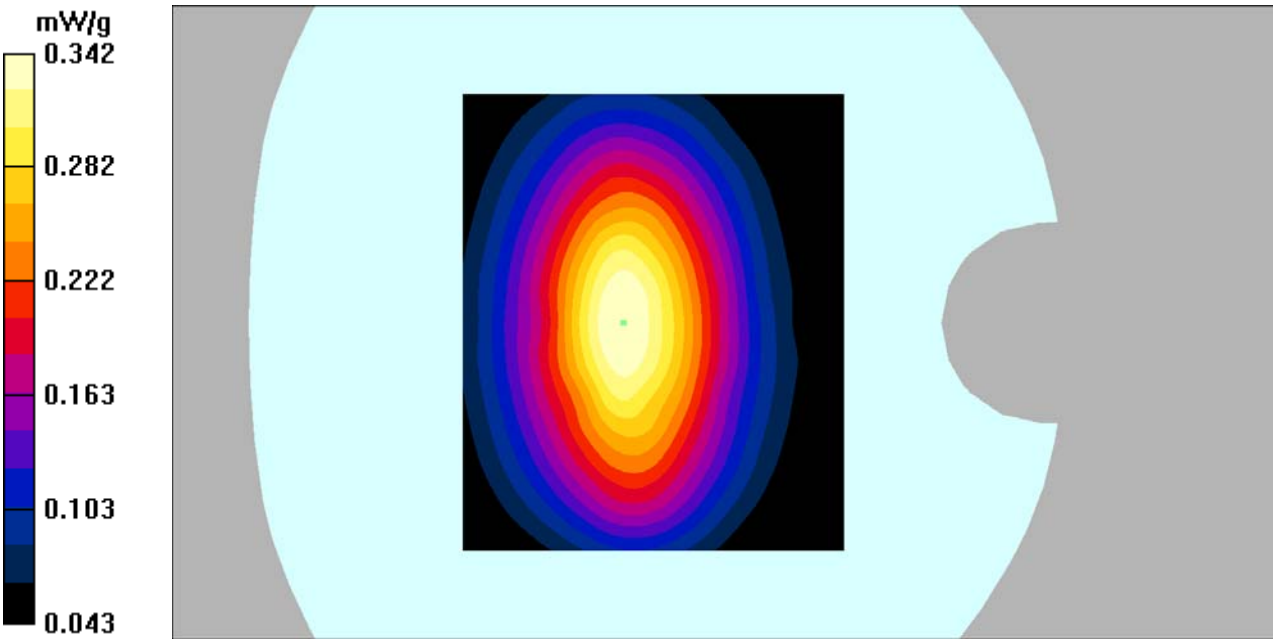

DUT: Smartphone; Type: AM410;

Communication System: GPRS bands-4slots; Frequency: 836.6 MHz;Duty Cycle: 1:2
Medium parameters used: f = 836.6 MHz; σ = 0.99 mho/m; εr = 55.02; ρ = 1000 kg/m^3
Phantom section: Flat Section

DASY4 Configuration:
- Probe: EX3DV4 – SN7382; ConvF(10.54, 10.54, 10.54); Calibrated: 26/10/2016
- Sensor-Surface: 4mm (Mechanical Surface Detection)
- Electronics: DAE – SN772; Calibrated: 25/10/2016
- Phantom: TWIN SAM; Type: Twin SAM V5.0; Serial: 1909
- Measurement SW: DASY4, V4.5 Build 19; Postprocessing SW: SEMCAD, V1.8 Build 145

Body Bottom/GSM 850 Mid/Area Scan (101x101x1): Measurement grid: dx=10mm, dy=10mm
Maximum value of SAR (interpolated) = 0.133 mW/g

Body Bottom/GSM 850 Mid/Zoom Scan (7x7x7)/Cube 0: Measurement grid: dx=5mm, dy=5mm, dz=5mm
Reference Value = 12.0 V/m; Power Drift = -0.185 dB
Peak SAR (extrapolated) = 0.220 W/kg
SAR(1 g) = 0.136 mW/g; SAR(10 g) = 0.080 mW/g
Maximum value of SAR (measured) = 0.147 mW/g

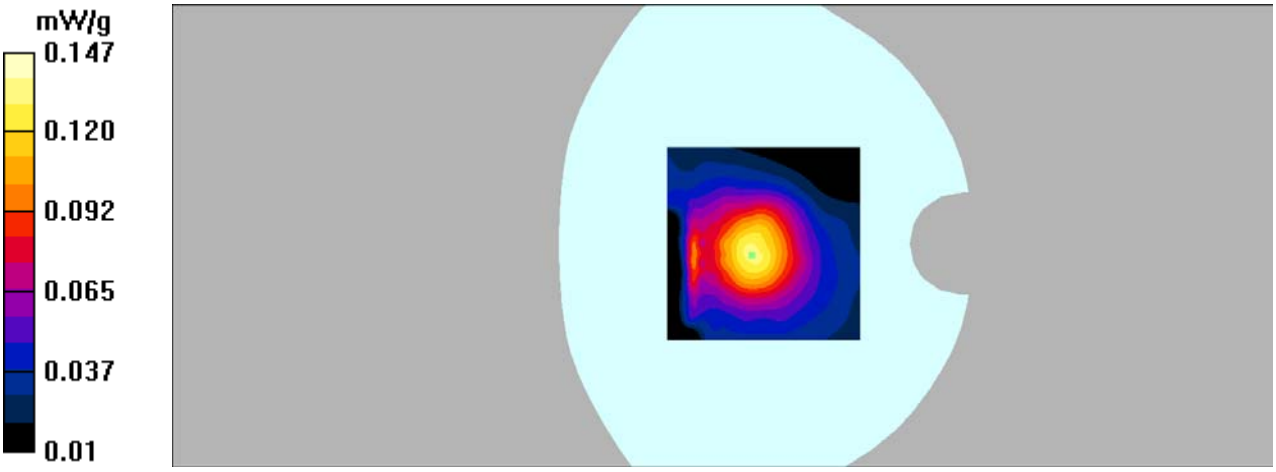

DUT: Smartphone; Type: AM410;

Communication System: GSM bands; Frequency: 1880 MHz;Duty Cycle: 1:8
Medium parameters used: f = 1880 MHz; σ = 1.42 mho/m; εr = 39.82; ρ = 1000 kg/m^3
Phantom section: Left Section

DASY4 Configuration:
- Probe: EX3DV4 – SN7382; ConvF(8.71, 8.71, 8.71); Calibrated: 26/10/2016
- Sensor-Surface: 4mm (Mechanical Surface Detection)
- Electronics: DAE – SN772; Calibrated: 25/10/2016
- Phantom: TWIN SAM; Type: Twin SAM V5.0; Serial: 1909
- Measurement SW: DASY4, V4.5 Build 19; Postprocessing SW: SEMCAD, V1.8 Build 145

Left Cheek/GSM 1900 Mid/Area Scan (91x111x1): Measurement grid: dx=10mm, dy=10mm
Maximum value of SAR (interpolated) = 0.221 mW/g

Left Cheek/GSM 1900 Mid/Zoom Scan (7x7x7)/Cube 0: Measurement grid: dx=5mm, dy=5mm, dz=5mm
Reference Value = 4.54 V/m; Power Drift = 0.189 dB
Peak SAR (extrapolated) = 0.294 W/kg
SAR(1 g) = 0.202 mW/g; SAR(10 g) = 0.123 mW/g
Maximum value of SAR (measured) = 0.217 mW/g

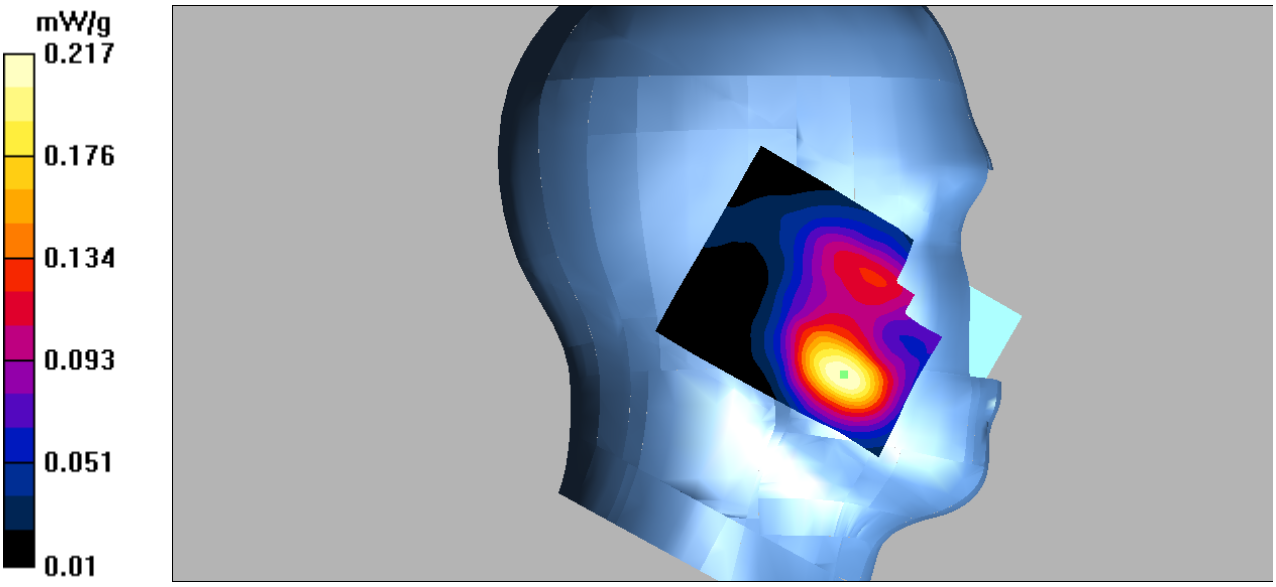

DUT: Smartphone; Type: AM410;

Communication System: GSM bands; Frequency: 1880 MHz;Duty Cycle: 1:8
Medium parameters used: f = 1880 MHz; σ = 1.42 mho/m; εr = 39.82; ρ = 1000 kg/m^3
Phantom section: Left Section

DASY4 Configuration:
- Probe: EX3DV4 – SN7382; ConvF(8.71, 8.71, 8.71); Calibrated: 26/10/2016
- Sensor-Surface: 4mm (Mechanical Surface Detection)
- Electronics: DAE – SN772; Calibrated: 25/10/2016
- Phantom: TWIN SAM; Type: Twin SAM V5.0; Serial: 1909
- Measurement SW: DASY4, V4.5 Build 19; Postprocessing SW: SEMCAD, V1.8 Build 145

Left Tilt/WCDMA Band 2 Mid/Area Scan (91x121x1): Measurement grid: dx=10mm, dy=10mm
Maximum value of SAR (interpolated) = 0.063 mW/g

Left Tilt/WCDMA Band 2 Mid/Zoom Scan (7x7x7)/Cube 0: Measurement grid: dx=5mm, dy=5mm, dz=5mm
Reference Value = 6.32 V/m; Power Drift = -0.026 dB
Peak SAR (extrapolated) = 0.108 W/kg
SAR(1 g) = 0.052 mW/g; SAR(10 g) = 0.030 mW/g
Maximum value of SAR (measured) = 0.061 mW/g

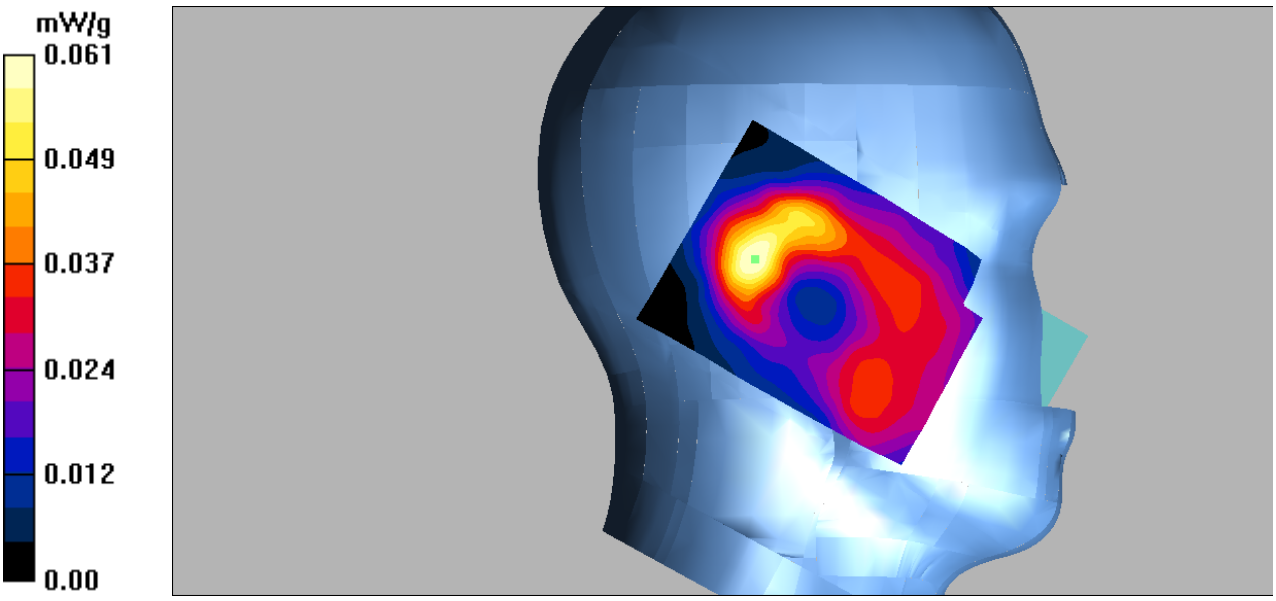

DUT: Smartphone; Type: AM410;

Communication System: GSM bands; Frequency: 1880 MHz;Duty Cycle: 1:8
Medium parameters used: f = 1880 MHz; σ = 1.42 mho/m; εr = 39.82; ρ = 1000 kg/m^3
Phantom section: Right Section

DASY4 Configuration:
- Probe: EX3DV4 – SN7382; ConvF(8.71, 8.71, 8.71); Calibrated: 26/10/2016
- Sensor-Surface: 4mm (Mechanical Surface Detection)
- Electronics: DAE – SN772; Calibrated: 25/10/2016
- Phantom: TWIN SAM; Type: Twin SAM V5.0; Serial: 1909
- Measurement SW: DASY4, V4.5 Build 19; Postprocessing SW: SEMCAD, V1.8 Build 145

Right Cheek/GSM 1900 Mid/Area Scan (91x111x1): Measurement grid: dx=10mm, dy=10mm
Maximum value of SAR (interpolated) = 0.243 mW/g

Right Cheek/GSM 1900 Mid/Zoom Scan (7x7x7)/Cube 0: Measurement grid: dx=5mm, dy=5mm, dz=5mm
Reference Value = 4.53 V/m; Power Drift = 0.01 dB
Peak SAR (extrapolated) = 0.357 W/kg
SAR(1 g) = 0.221 mW/g; SAR(10 g) = 0.130 mW/g
Maximum value of SAR (measured) = 0.241 mW/g

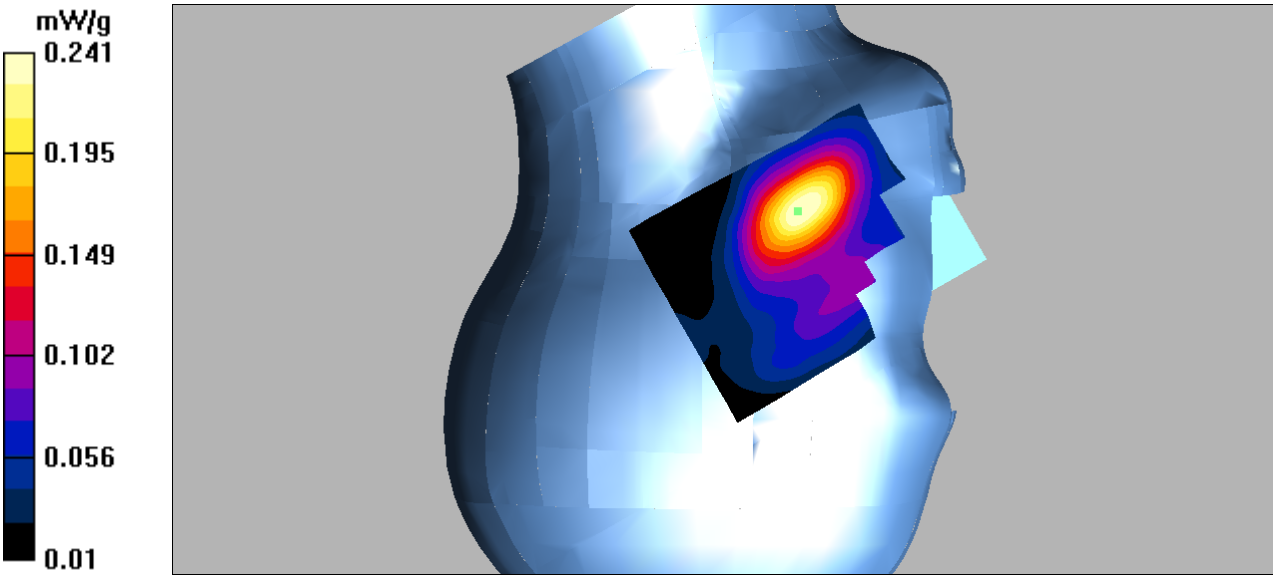

DUT: Smartphone; Type: AM410;

Communication System: GSM bands; Frequency: 1880 MHz;Duty Cycle: 1:8
Medium parameters used: f = 1880 MHz; σ = 1.42 mho/m; εr = 39.82; ρ = 1000 kg/m^3
Phantom section: Right Section

DASY4 Configuration:
- Probe: EX3DV4 – SN7382; ConvF(8.71, 8.71, 8.71); Calibrated: 26/10/2016
- Sensor-Surface: 4mm (Mechanical Surface Detection)
- Electronics: DAE – SN772; Calibrated: 25/10/2016
- Phantom: TWIN SAM; Type: Twin SAM V5.0; Serial: 1909
- Measurement SW: DASY4, V4.5 Build 19; Postprocessing SW: SEMCAD, V1.8 Build 145

Right Tilt/GSM 1900 Mid/Area Scan (91x101x1): Measurement grid: dx=10mm, dy=10mm
Maximum value of SAR (interpolated) = 0.062 mW/g

Right Tilt/GSM 1900 Mid/Zoom Scan (7x7x7)/Cube 0: Measurement grid: dx=5mm, dy=5mm, dz=5mm
Reference Value = 5.93 V/m; Power Drift = -0.145 dB
Peak SAR (extrapolated) = 0.081 W/kg
SAR(1 g) = 0.054 mW/g; SAR(10 g) = 0.033 mW/g
Maximum value of SAR (measured) = 0.059 mW/g

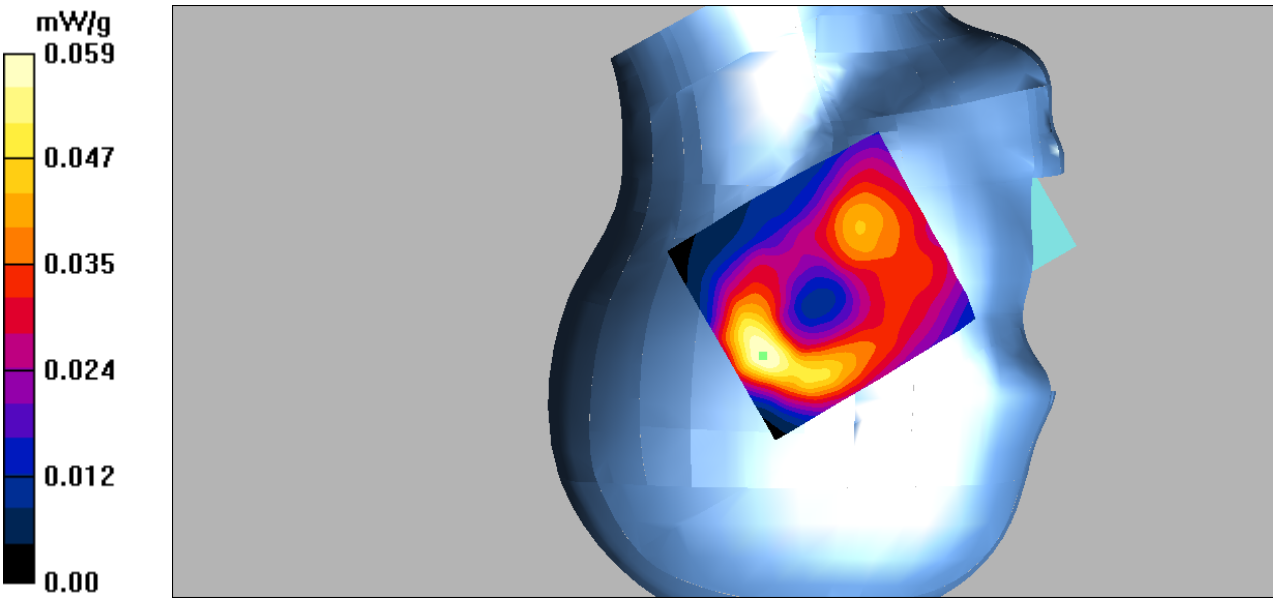

DUT: Smartphone; Type: AM410;

Communication System: GSM bands; Frequency: 1880 MHz;Duty Cycle: 1:8
Medium parameters used: f = 1880 MHz; σ = 1.54 mho/m; εr = 52.87; ρ = 1000 kg/m^3
Phantom section: Flat Section

DASY4 Configuration:
- Probe: EX3DV4 – SN7382; ConvF(8.31, 8.31, 8.31); Calibrated: 26/10/2016
- Sensor-Surface: 4mm (Mechanical Surface Detection)
- Electronics: DAE – SN772; Calibrated: 25/10/2016
- Phantom: TWIN SAM; Type: Twin SAM V5.0; Serial: 1909
- Measurement SW: DASY4, V4.5 Build 19; Postprocessing SW: SEMCAD, V1.8 Build 145

Body Worn Back/GSM 1900 Mid/Area Scan (101x121x1): Measurement grid: dx=10mm, dy=10mm
Maximum value of SAR (interpolated) = 0.296 mW/g

Body Worn Back/GSM 1900 Mid/Zoom Scan (7x7x7)/Cube 0: Measurement grid: dx=5mm, dy=5mm, dz=5mm
Reference Value = 13.4 V/m; Power Drift = -0.132 dB
Peak SAR (extrapolated) = 0.490 W/kg
SAR(1 g) = 0.268 mW/g; SAR(10 g) = 0.147 mW/g
Maximum value of SAR (measured) = 0.296 mW/g

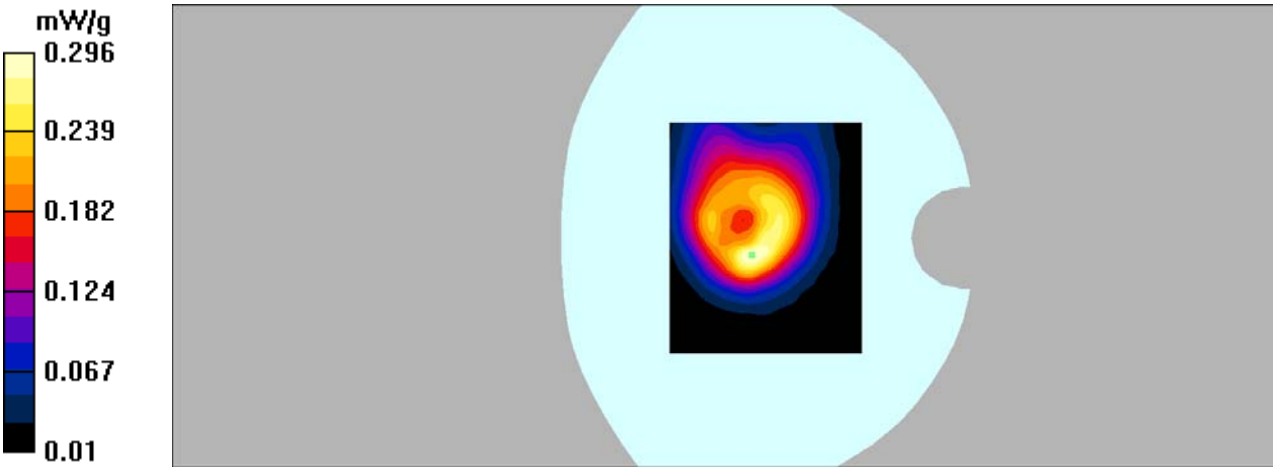

DUT: Smartphone; Type: AM410;

Communication System: GPRS bands-4slots; Frequency: 1880 MHz;Duty Cycle: 1:2
Medium parameters used: f = 1880 MHz; σ = 1.54 mho/m; εr = 52.87; ρ = 1000 kg/m^3
Phantom section: Flat Section

DASY4 Configuration:
- Probe: EX3DV4 – SN7382; ConvF(8.31, 8.31, 8.31); Calibrated: 26/10/2016
- Sensor-Surface: 4mm (Mechanical Surface Detection)
- Electronics: DAE – SN772; Calibrated: 25/10/2016
- Phantom: TWIN SAM; Type: Twin SAM V5.0; Serial: 1909
- Measurement SW: DASY4, V4.5 Build 19; Postprocessing SW: SEMCAD, V1.8 Build 145

Body Back/GSM 1900 Mid/Area Scan (91x101x1): Measurement grid: dx=10mm, dy=10mm
Maximum value of SAR (interpolated) = 0.273 mW/g

Body Back/GSM 1900 Mid/Zoom Scan (7x7x7)/Cube 0: Measurement grid: dx=5mm, dy=5mm, dz=5mm
Reference Value = 13.1 V/m; Power Drift = 0.130 dB
Peak SAR (extrapolated) = 0.446 W/kg
SAR(1 g) = 0.247 mW/g; SAR(10 g) = 0.136 mW/g
Maximum value of SAR (measured) = 0.273 mW/g

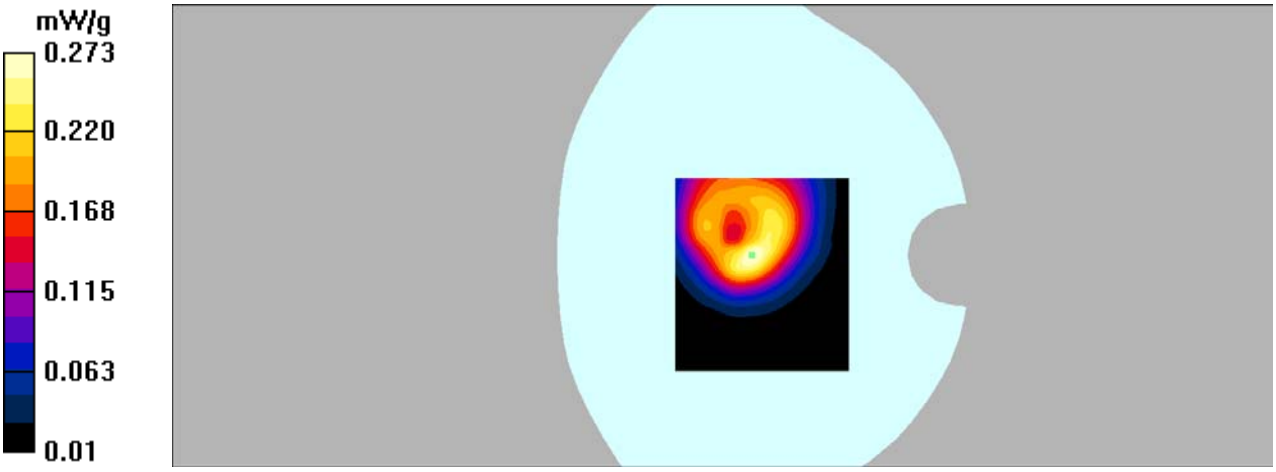

DUT: Smartphone; Type: AM410;

Communication System: GPRS bands-4slots; Frequency: 1880 MHz;Duty Cycle: 1:2
Medium parameters used: f = 1880 MHz; σ = 1.54 mho/m; εr = 52.87; ρ = 1000 kg/m^3
Phantom section: Flat Section

DASY4 Configuration:
- Probe: EX3DV4 – SN7382; ConvF(8.31, 8.31, 8.31); Calibrated: 26/10/2016
- Sensor-Surface: 4mm (Mechanical Surface Detection)
- Electronics: DAE – SN772; Calibrated: 25/10/2016
- Phantom: TWIN SAM; Type: Twin SAM V5.0; Serial: 1909
- Measurement SW: DASY4, V4.5 Build 19; Postprocessing SW: SEMCAD, V1.8 Build 145

Body Left/GSM 1900 Mid/Area Scan (91x121x1): Measurement grid: dx=10mm, dy=10mm
Maximum value of SAR (interpolated) = 0.053 mW/g

Body Left/GSM 1900 Mid/Zoom Scan (7x7x7)/Cube 0: Measurement grid: dx=5mm, dy=5mm, dz=5mm
Reference Value = 4.37 V/m; Power Drift = 0.143 dB
Peak SAR (extrapolated) = 0.085 W/kg
SAR(1 g) = 0.019 mW/g; SAR(10 g) = 0.00418 mW/g
Maximum value of SAR (measured) = 0.053 mW/g



DUT: Smartphone; Type: AM410;

Communication System: GPRS bands-4slots; Frequency: 1880 MHz;Duty Cycle: 1:2
Medium parameters used: f = 1880 MHz; σ = 1.54 mho/m; εr = 52.87; ρ = 1000 kg/m^3
Phantom section: Flat Section

DASY4 Configuration:
- Probe: EX3DV4 – SN7382; ConvF(8.31, 8.31, 8.31); Calibrated: 26/10/2016
- Sensor-Surface: 4mm (Mechanical Surface Detection)
- Electronics: DAE – SN772; Calibrated: 25/10/2016
- Phantom: TWIN SAM; Type: Twin SAM V5.0; Serial: 1909
- Measurement SW: DASY4, V4.5 Build 19; Postprocessing SW: SEMCAD, V1.8 Build 145

Body Right/GSM 1900 Mid/Area Scan (91x121x1): Measurement grid: dx=10mm, dy=10mm
Maximum value of SAR (interpolated) = 0.086 mW/g

Body Right/GSM 1900 Mid/Zoom Scan (7x7x7)/Cube 0: Measurement grid: dx=5mm, dy=5mm, dz=5mm
Reference Value = 6.36 V/m; Power Drift = -0.108 dB
Peak SAR (extrapolated) = 0.112 W/kg
SAR(1 g) = 0.066 mW/g; SAR(10 g) = 0.033 mW/g
Maximum value of SAR (measured) = 0.074 mW/g

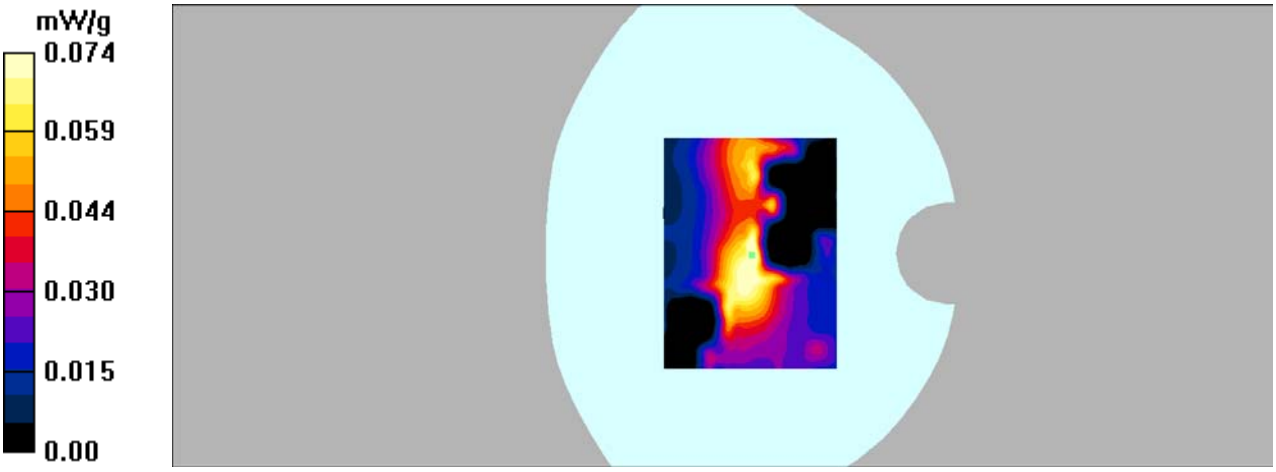

DUT: Smartphone; Type: AM410;

Communication System: GPRS bands-4slots; Frequency: 1909.8 MHz;Duty Cycle: 1:2
Medium parameters used: f = 1909.8 MHz; σ = 1.55 mho/m; εr = 53.12; ρ = 1000 kg/m^3
Phantom section: Flat Section

DASY4 Configuration:
- Probe: EX3DV4 – SN7382; ConvF(8.31, 8.31, 8.31); Calibrated: 26/10/2016
- Sensor-Surface: 4mm (Mechanical Surface Detection)
- Electronics: DAE – SN772; Calibrated: 25/10/2016
- Phantom: TWIN SAM; Type: Twin SAM V5.0; Serial: 1909
- Measurement SW: DASY4, V4.5 Build 19; Postprocessing SW: SEMCAD, V1.8 Build 145

Body Bottom/GSM 1900 Mid/Area Scan (91x101x1): Measurement grid: dx=10mm, dy=10mm
Maximum value of SAR (interpolated) = 0.324 mW/g

Body Bottom/GSM 1900 Mid/Zoom Scan (7x7x7)/Cube 0: Measurement grid: dx=5mm, dy=5mm, dz=5mm
Reference Value = 14.2 V/m; Power Drift = 0.046 dB
Peak SAR (extrapolated) = 0.537 W/kg
SAR(1 g) = 0.287 mW/g; SAR(10 g) = 0.149 mW/g
Maximum value of SAR (measured) = 0.323 mW/g

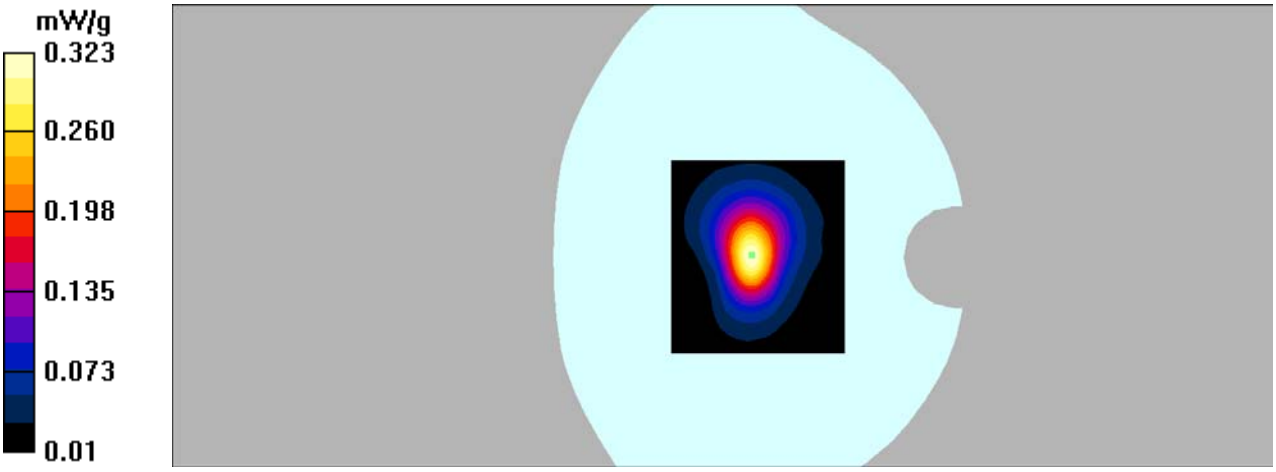

DUT: Smartphone; Type: AM410;

Communication System: 3G Bands; Frequency: 836.6 MHz;Duty Cycle: 1:1
Medium parameters used: f = 836.6 MHz; σ = 0.92 mho/m; εr = 41.42; ρ = 1000 kg/m^3
Phantom section: Left Section

DASY4 Configuration:
- Probe: EX3DV4 – SN7382; ConvF(10.50, 10.50, 10.50); Calibrated: 26/10/2016
- Sensor-Surface: 4mm (Mechanical Surface Detection)
- Electronics: DAE – SN772; Calibrated: 25/10/2016
- Phantom: TWIN SAM; Type: Twin SAM V5.0; Serial: 1909
- Measurement SW: DASY4, V4.5 Build 19; Postprocessing SW: SEMCAD, V1.8 Build 145

Left Cheek/WCDMA Band 5 Mid/Area Scan (101x121x1): Measurement grid: dx=10mm, dy=10mm
Maximum value of SAR (interpolated) = 0.091 mW/g

Left Cheek/WCDMA Band 5 Mid/Zoom Scan (7x7x7)/Cube 0: Measurement grid: dx=5mm, dy=5mm, dz=5mm
Reference Value = 3.05 V/m; Power Drift = 0.131 dB
Peak SAR (extrapolated) = 0.098 W/kg
SAR(1 g) = 0.082 mW/g; SAR(10 g) = 0.065 mW/g
Maximum value of SAR (measured) = 0.091 mW/g

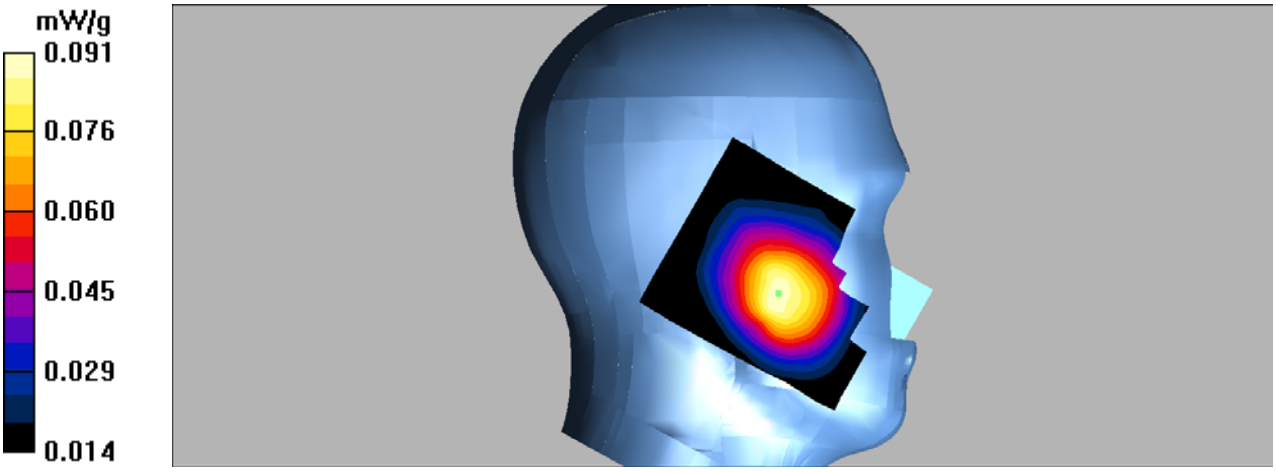

DUT: Smartphone; Type: AM410;

Communication System: 3G Bands; Frequency: 836.6 MHz;Duty Cycle: 1:1
Medium parameters used: f = 836.6 MHz; σ = 0.92 mho/m; εr = 41.42; ρ = 1000 kg/m^3
Phantom section: Left Section

DASY4 Configuration:
- Probe: EX3DV4 – SN7382; ConvF(10.50, 10.50, 10.50); Calibrated: 26/10/2016
- Sensor-Surface: 4mm (Mechanical Surface Detection)
- Electronics: DAE – SN772; Calibrated: 25/10/2016
- Phantom: TWIN SAM; Type: Twin SAM V5.0; Serial: 1909
- Measurement SW: DASY4, V4.5 Build 19; Postprocessing SW: SEMCAD, V1.8 Build 145

Left Tilt/WCDMA Band 5 Mid/Area Scan (101x121x1): Measurement grid: dx=10mm, dy=10mm
Maximum value of SAR (interpolated) = 0.035 mW/g

Left Tilt/WCDMA Band 5 Mid/Zoom Scan (7x7x7)/Cube 0: Measurement grid: dx=5mm, dy=5mm, dz=5mm
Reference Value = 4.10 V/m; Power Drift = 0.074 dB
Peak SAR (extrapolated) = 0.037 W/kg
SAR(1 g) = 0.033 mW/g; SAR(10 g) = 0.026 mW/g
Maximum value of SAR (measured) = 0.035 mW/g

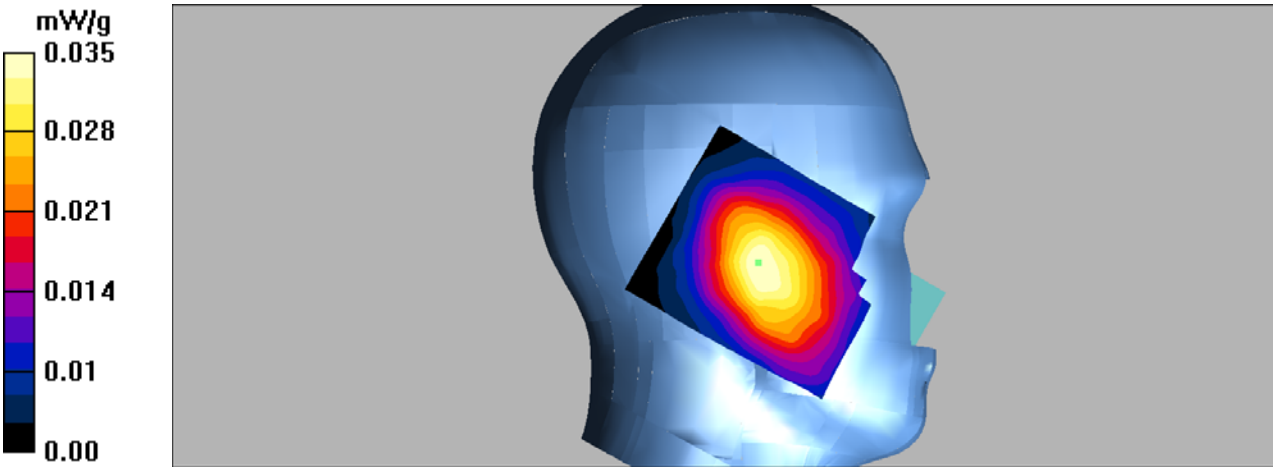

DUT: Smartphone; Type: AM410;

Communication System: 3G Bands; Frequency: 836.6 MHz;Duty Cycle: 1:1
Medium parameters used: f = 836.6 MHz; σ = 0.92 mho/m; εr = 41.42; ρ = 1000 kg/m^3
Phantom section: Right Section

DASY4 Configuration:
- Probe: EX3DV4 – SN7382; ConvF(10.50, 10.50, 10.50); Calibrated: 26/10/2016
- Sensor-Surface: 4mm (Mechanical Surface Detection)
- Electronics: DAE – SN772; Calibrated: 25/10/2016
- Phantom: TWIN SAM; Type: Twin SAM V5.0; Serial: 1909
- Measurement SW: DASY4, V4.5 Build 19; Postprocessing SW: SEMCAD, V1.8 Build 145

Right Cheek/WCDMA Band 5 Mid/Area Scan (101x121x1): Measurement grid: dx=10mm, dy=10mm
Maximum value of SAR (interpolated) = 0.338 mW/g

Right Cheek/WCDMA Band 5 Mid/Zoom Scan (7x7x7)/Cube 0: Measurement grid: dx=5mm, dy=5mm, dz=5mm
Reference Value = 6.27 V/m; Power Drift = -0.028 dB
Peak SAR (extrapolated) = 0.388 W/kg
SAR(1 g) = 0.317 mW/g; SAR(10 g) = 0.245 mW/g
Maximum value of SAR (measured) = 0.333 mW/g

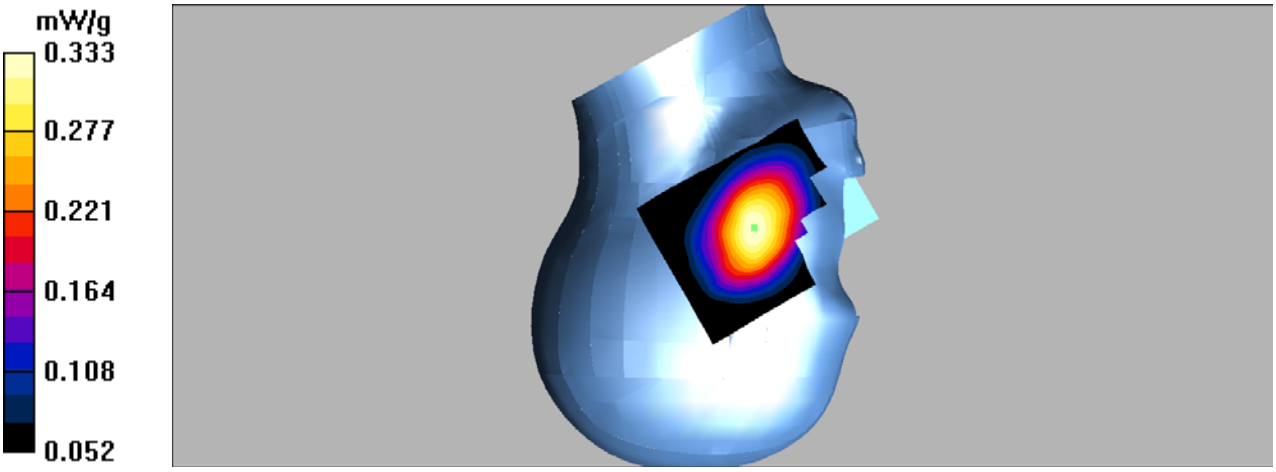

DUT: Smartphone; Type: AM410;

Communication System: 3G Bands; Frequency: 836.6 MHz;Duty Cycle: 1:1
Medium parameters used: f = 836.6 MHz; σ = 0.92 mho/m; εr = 41.42; ρ = 1000 kg/m^3
Phantom section: Right Section

DASY4 Configuration:
- Probe: EX3DV4 – SN7382; ConvF(10.50, 10.50, 10.50); Calibrated: 26/10/2016
- Sensor-Surface: 4mm (Mechanical Surface Detection)
- Electronics: DAE – SN772; Calibrated: 25/10/2016
- Phantom: TWIN SAM; Type: Twin SAM V5.0; Serial: 1909
- Measurement SW: DASY4, V4.5 Build 19; Postprocessing SW: SEMCAD, V1.8 Build 145

Right Tilt/WCDMA Band 5 Mid/Area Scan (101x121x1): Measurement grid: dx=10mm, dy=10mm
Maximum value of SAR (interpolated) = 0.202 mW/g

Right Tilt/WCDMA Band 5 Mid/Zoom Scan (7x7x7)/Cube 0: Measurement grid: dx=5mm, dy=5mm, dz=5mm
Reference Value = 9.60 V/m; Power Drift = -0.087 dB
Peak SAR (extrapolated) = 0.225 W/kg
SAR(1 g) = 0.187 mW/g; SAR(10 g) = 0.145 mW/g
Maximum value of SAR (measured) = 0.193 mW/g

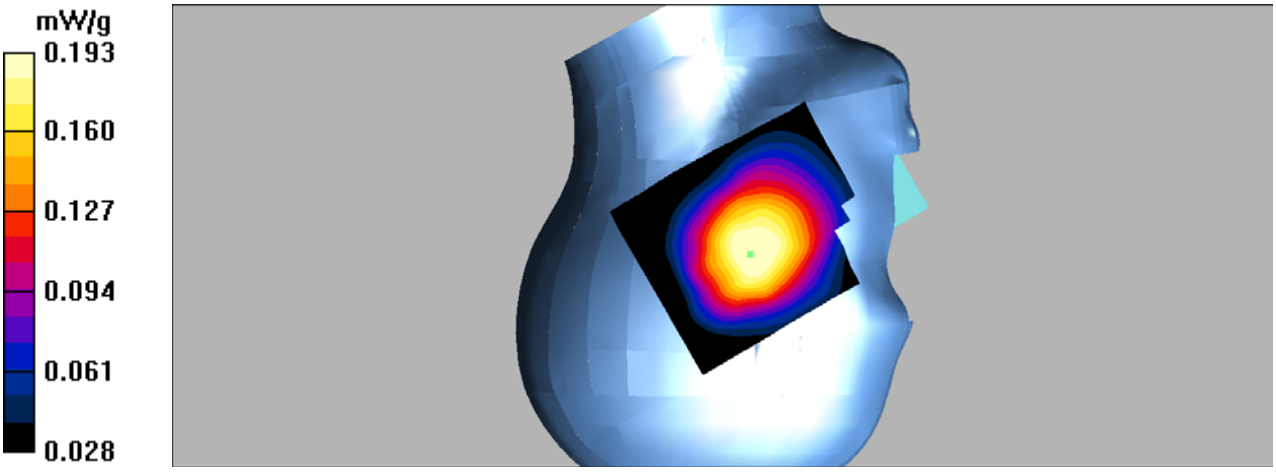

DUT: Smartphone; Type: AM410;

Communication System: 3G Bands; Frequency: 836.6 MHz;Duty Cycle: 1:1
Medium parameters used: f = 836.6 MHz; σ = 0.99 mho/m; εr = 55.02; ρ = 1000 kg/m^3
Phantom section: Flat Section

DASY4 Configuration:
- Probe: EX3DV4 – SN7382; ConvF(10.54, 10.54, 10.54); Calibrated: 26/10/2016
- Sensor-Surface: 4mm (Mechanical Surface Detection)
- Electronics: DAE – SN772; Calibrated: 25/10/2016
- Phantom: TWIN SAM; Type: Twin SAM V5.0; Serial: 1909
- Measurement SW: DASY4, V4.5 Build 19; Postprocessing SW: SEMCAD, V1.8 Build 145

Body Back/WCDMA Band 5 Mid/Area Scan (91x101x1): Measurement grid: dx=10mm, dy=10mm
Maximum value of SAR (interpolated) = 0.741 mW/g

Body Back/WCDMA Band 5 Mid/Zoom Scan (7x7x7)/Cube 0: Measurement grid: dx=5mm, dy=5mm, dz=5mm
Reference Value = 26.6 V/m; Power Drift = -0.172 dB
Peak SAR (extrapolated) = 0.783 W/kg
SAR(1 g) = 0.639 mW/g; SAR(10 g) = 0.484 mW/g
Maximum value of SAR (measured) = 0.678 mW/g

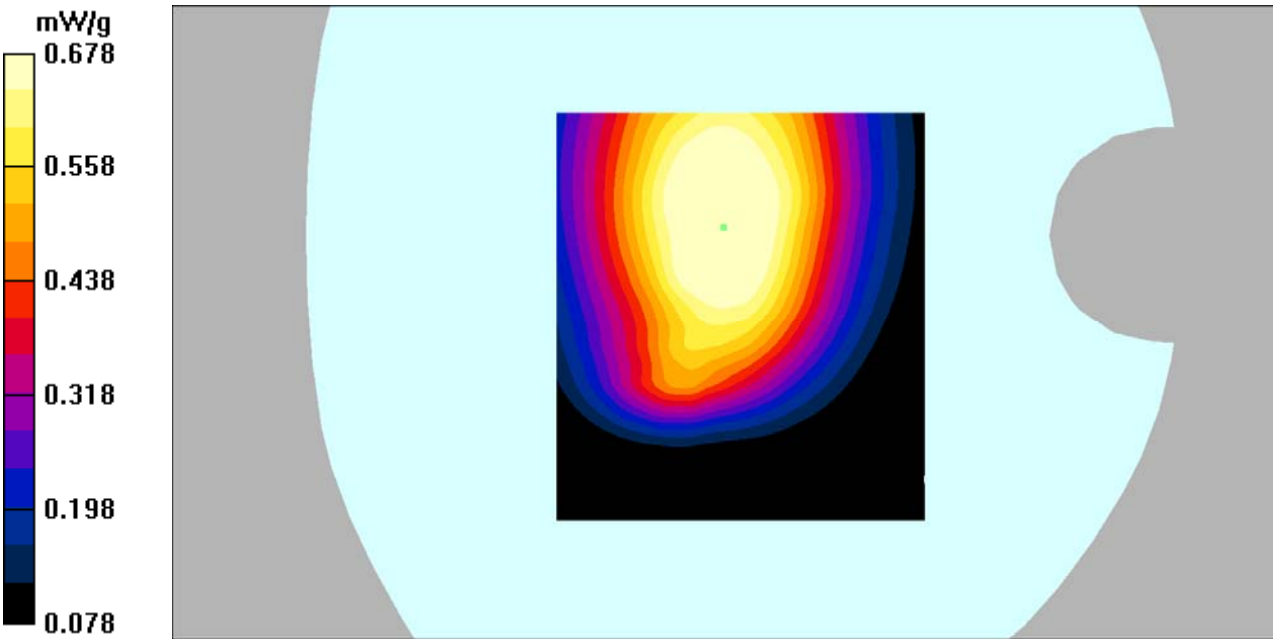

DUT: Smartphone; Type: AM410;

Communication System: 3G Bands; Frequency: 836.6 MHz;Duty Cycle: 1:1
Medium parameters used: f = 836.6 MHz; σ = 0.99 mho/m; εr = 55.02; ρ = 1000 kg/m^3
Phantom section: Flat Section

DASY4 Configuration:
- Probe: EX3DV4 – SN7382; ConvF(10.54, 10.54, 10.54); Calibrated: 26/10/2016
- Sensor-Surface: 4mm (Mechanical Surface Detection)
- Electronics: DAE – SN772; Calibrated: 25/10/2016
- Phantom: TWIN SAM; Type: Twin SAM V5.0; Serial: 1909
- Measurement SW: DASY4, V4.5 Build 19; Postprocessing SW: SEMCAD, V1.8 Build 145

Body Left/WCDMA Band 5 Mid/Area Scan (91x141x1): Measurement grid: dx=10mm, dy=10mm
Maximum value of SAR (interpolated) = 0.360 mW/g

Body Left/WCDMA Band 5 Mid/Zoom Scan (7x7x7)/Cube 0: Measurement grid: dx=5mm, dy=5mm, dz=5mm
Reference Value = 18.9 V/m; Power Drift = 0.053 dB
Peak SAR (extrapolated) = 0.443 W/kg
SAR(1 g) = 0.335 mW/g; SAR(10 g) = 0.241 mW/g
Maximum value of SAR (measured) = 0.357 mW/g

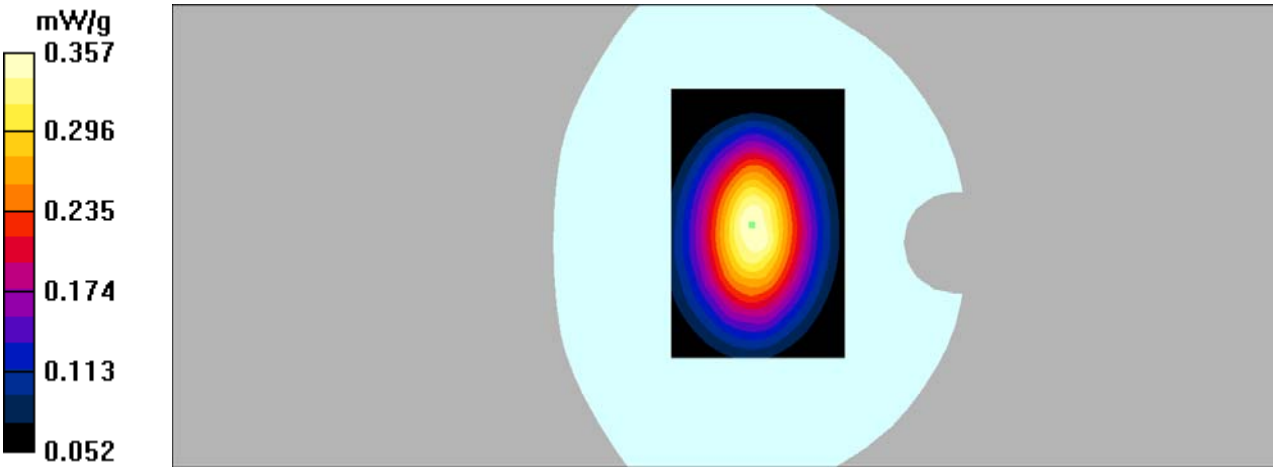

DUT: Smartphone; Type: AM410;

Communication System: 3G Bands; Frequency: 836.6 MHz;Duty Cycle: 1:1
Medium parameters used: f = 836.6 MHz; σ = 0.99 mho/m; εr = 55.02; ρ = 1000 kg/m^3
Phantom section: Flat Section

DASY4 Configuration:
- Probe: EX3DV4 – SN7382; ConvF(10.54, 10.54, 10.54); Calibrated: 26/10/2016
- Sensor-Surface: 4mm (Mechanical Surface Detection)
- Electronics: DAE – SN772; Calibrated: 25/10/2016
- Phantom: TWIN SAM; Type: Twin SAM V5.0; Serial: 1909
- Measurement SW: DASY4, V4.5 Build 19; Postprocessing SW: SEMCAD, V1.8 Build 145

Body Right/WCDMA Band 5 Mid/Area Scan (81x161x1): Measurement grid: dx=10mm, dy=10mm
Maximum value of SAR (interpolated) = 0.275 mW/g

Body Right/WCDMA Band 5 Mid/Zoom Scan (7x7x7)/Cube 0: Measurement grid: dx=5mm, dy=5mm, dz=5mm
Reference Value = 14.5 V/m; Power Drift = 0.11 dB
Peak SAR (extrapolated) = 0.349 W/kg
SAR(1 g) = 0.258 mW/g; SAR(10 g) = 0.182 mW/g
Maximum value of SAR (measured) = 0.274 mW/g

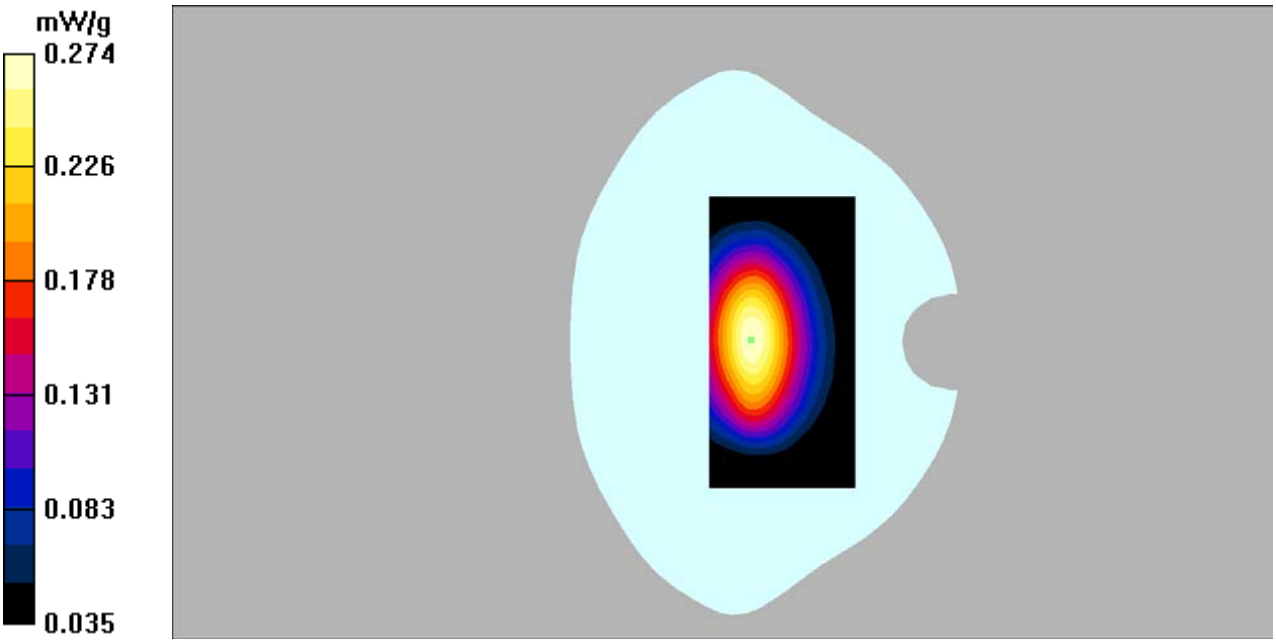

DUT: Smartphone; Type: AM410;

Communication System: 3G Bands; Frequency: 836.6 MHz;Duty Cycle: 1:1
Medium parameters used: f = 836.6 MHz; σ = 0.99 mho/m; εr = 55.02; ρ = 1000 kg/m^3
Phantom section: Flat Section

DASY4 Configuration:
- Probe: EX3DV4 – SN7382; ConvF(10.54, 10.54, 10.54); Calibrated: 26/10/2016
- Sensor-Surface: 4mm (Mechanical Surface Detection)
- Electronics: DAE – SN772; Calibrated: 25/10/2016
- Phantom: TWIN SAM; Type: Twin SAM V5.0; Serial: 1909
- Measurement SW: DASY4, V4.5 Build 19; Postprocessing SW: SEMCAD, V1.8 Build 145

Body Bottom/WCDMA Band 5 Mid/Area Scan (91x101x1): Measurement grid: dx=10mm, dy=10mm
Maximum value of SAR (interpolated) = 0.112 mW/g

Body Bottom/WCDMA Band 5 Mid/Zoom Scan (7x7x7)/Cube 0: Measurement grid: dx=5mm, dy=5mm, dz=5mm
Reference Value = 10.6 V/m; Power Drift = -0.118 dB
Peak SAR (extrapolated) = 0.166 W/kg
SAR(1 g) = 0.104 mW/g; SAR(10 g) = 0.067 mW/g
Maximum value of SAR (measured) = 0.111 mW/g



DUT: Smartphone; Type: AM410;

Communication System: 3G Bands; Frequency: 1732.6 MHz;Duty Cycle: 1:1
Medium parameters used: f = 1732.6 MHz; σ = 1.35 mho/m; εr = 40.02; ρ = 1000 kg/m^3
Phantom section: Left Section

DASY4 Configuration:
- Probe: EX3DV4 – SN7382; ConvF(8.71, 8.71, 8.71); Calibrated: 26/10/2016
- Sensor-Surface: 4mm (Mechanical Surface Detection)
- Electronics: DAE – SN772; Calibrated: 25/10/2016
- Phantom: TWIN SAM; Type: Twin SAM V5.0; Serial: 1909
- Measurement SW: DASY4, V4.5 Build 19; Postprocessing SW: SEMCAD, V1.8 Build 145

Left Cheek/WCDMA Band 4 Mid/Area Scan (91x121x1): Measurement grid: dx=10mm, dy=10mm
Maximum value of SAR (interpolated) = 0.735 mW/g

Left Cheek/WCDMA Band 4 Mid/Zoom Scan (7x7x7)/Cube 0: Measurement grid: dx=5mm, dy=5mm, dz=5mm
Reference Value = 8.21 V/m; Power Drift = -0.091 dB
Peak SAR (extrapolated) = 0.947 W/kg
SAR(1 g) = 0.673 mW/g; SAR(10 g) = 0.420 mW/g
Maximum value of SAR (measured) = 0.727 mW/g

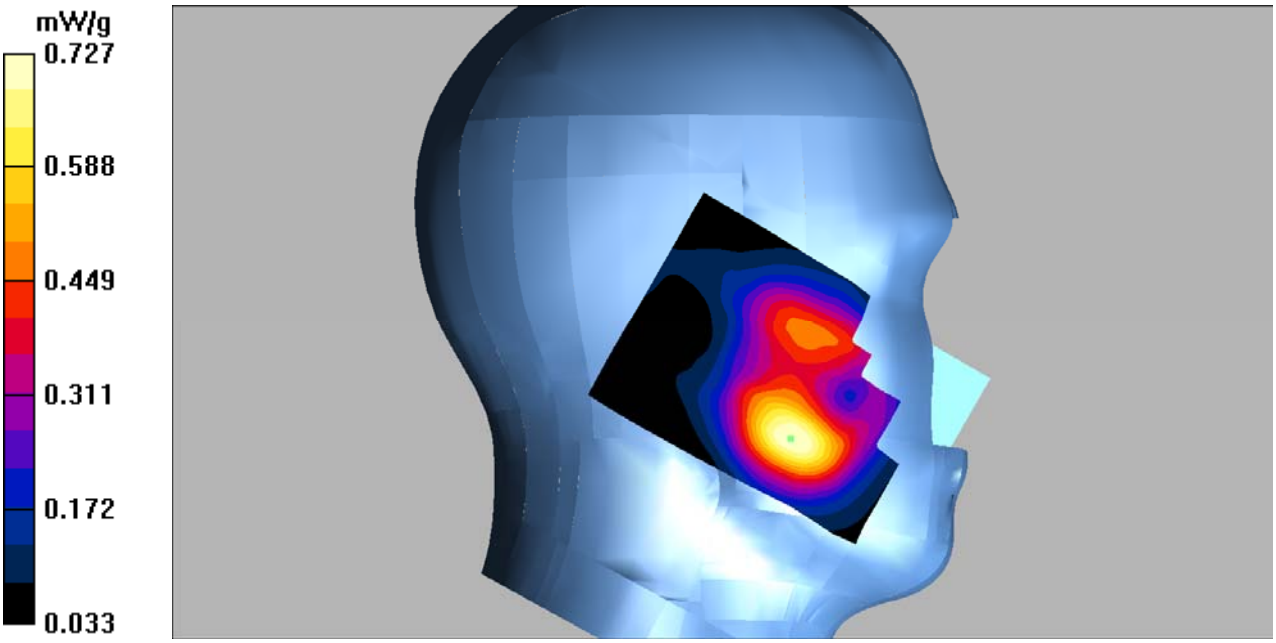

DUT: Smartphone; Type: AM410;

Communication System: 3G Bands; Frequency: 1732.6 MHz;Duty Cycle: 1:1
Medium parameters used: f = 1732.6 MHz; σ = 1.35 mho/m; εr = 40.02; ρ = 1000 kg/m^3
Phantom section: Left Section

DASY4 Configuration:
- Probe: EX3DV4 – SN7382; ConvF(8.71, 8.71, 8.71); Calibrated: 26/10/2016
- Sensor-Surface: 4mm (Mechanical Surface Detection)
- Electronics: DAE – SN772; Calibrated: 25/10/2016
- Phantom: TWIN SAM; Type: Twin SAM V5.0; Serial: 1909
- Measurement SW: DASY4, V4.5 Build 19; Postprocessing SW: SEMCAD, V1.8 Build 145

Left Tilt/WCDMA Band 4 Mid/Area Scan (91x121x1): Measurement grid: dx=10mm, dy=10mm
Maximum value of SAR (interpolated) = 0.163 mW/g

Left Tilt/WCDMA Band 4 Mid/Zoom Scan (7x7x7)/Cube 0: Measurement grid: dx=5mm, dy=5mm, dz=5mm
Reference Value = 10.9 V/m; Power Drift = -0.00 dB
Peak SAR (extrapolated) = 0.247 W/kg
SAR(1 g) = 0.150 mW/g; SAR(10 g) = 0.091 mW/g
Maximum value of SAR (measured) = 0.163 mW/g

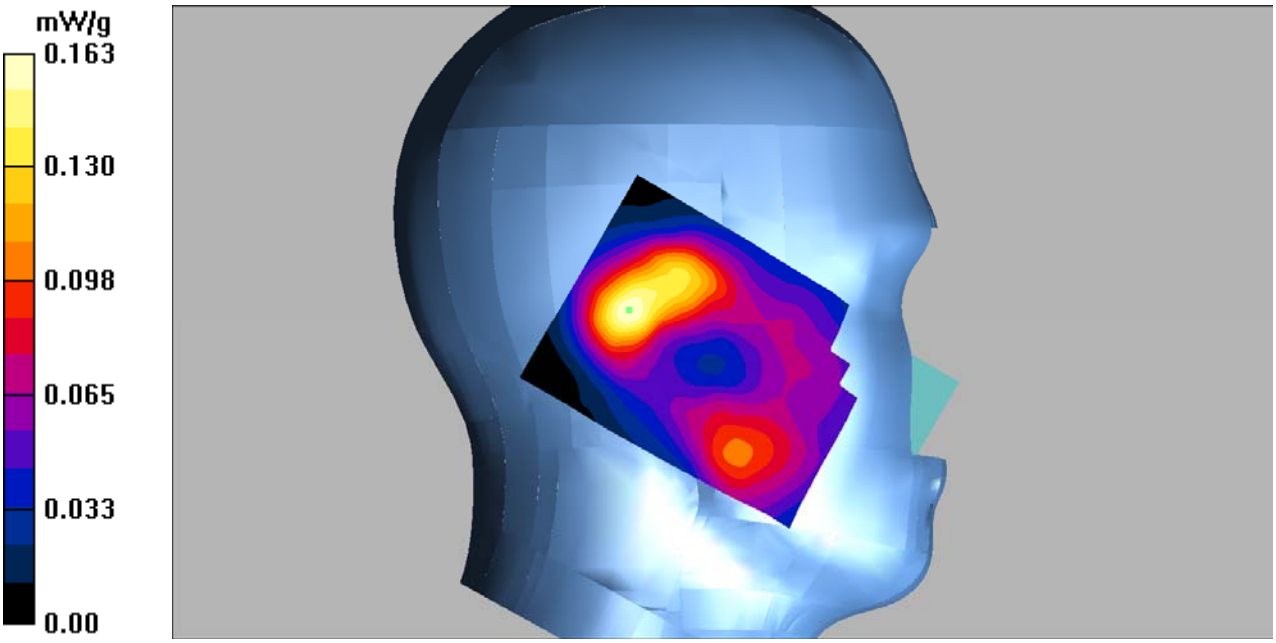

DUT: Smartphone; Type: AM410;

Communication System: 3G Bands; Frequency: 1732.6 MHz;Duty Cycle: 1:1
Medium parameters used: f = 1732.6 MHz; σ = 1.35 mho/m; εr = 40.02; ρ = 1000 kg/m^3
Phantom section: Right Section

DASY4 Configuration:
- Probe: EX3DV4 – SN7382; ConvF(8.71, 8.71, 8.71); Calibrated: 26/10/2016
- Sensor-Surface: 4mm (Mechanical Surface Detection)
- Electronics: DAE – SN772; Calibrated: 25/10/2016
- Phantom: TWIN SAM; Type: Twin SAM V5.0; Serial: 1909
- Measurement SW: DASY4, V4.5 Build 19; Postprocessing SW: SEMCAD, V1.8 Build 145

Right Cheek/WCDMA Band 4 Mid/Area Scan (101x121x1): Measurement grid: dx=10mm, dy=10mm
Maximum value of SAR (interpolated) = 0.646 mW/g

Right Cheek/WCDMA Band 4 Mid/Zoom Scan (7x7x7)/Cube 0: Measurement grid: dx=5mm, dy=5mm, dz=5mm
Reference Value = 7.77 V/m; Power Drift = -0.052 dB
Peak SAR (extrapolated) = 0.922 W/kg
SAR(1 g) = 0.591 mW/g; SAR(10 g) = 0.354 mW/g
Maximum value of SAR (measured) = 0.653 mW/g

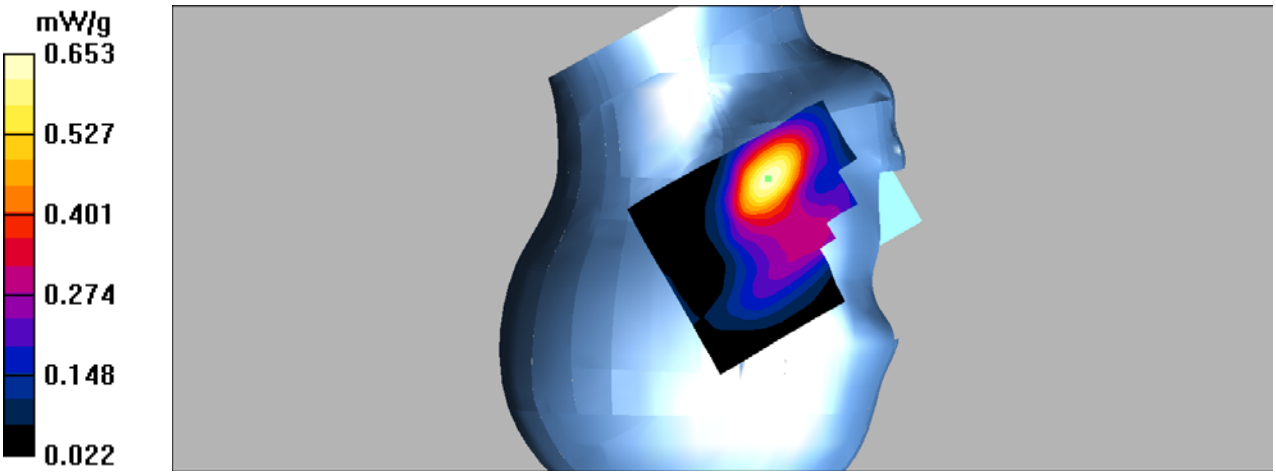

DUT: Smartphone; Type: AM410;

Communication System: 3G Bands; Frequency: 1732.6 MHz;Duty Cycle: 1:1
Medium parameters used: f = 1732.6 MHz; σ = 1.35 mho/m; εr = 40.02; ρ = 1000 kg/m^3
Phantom section: Right Section

DASY4 Configuration:
- Probe: EX3DV4 – SN7382; ConvF(8.71, 8.71, 8.71); Calibrated: 26/10/2016
- Sensor-Surface: 4mm (Mechanical Surface Detection)
- Electronics: DAE – SN772; Calibrated: 25/10/2016
- Phantom: TWIN SAM; Type: Twin SAM V5.0; Serial: 1909
- Measurement SW: DASY4, V4.5 Build 19; Postprocessing SW: SEMCAD, V1.8 Build 145

Right Tilt/WCDMA Band 4 Mid/Area Scan (91x121x1): Measurement grid: dx=10mm, dy=10mm
Maximum value of SAR (interpolated) = 0.232 mW/g

Right Tilt/WCDMA Band 4 Mid/Zoom Scan (7x7x7)/Cube 0: Measurement grid: dx=5mm, dy=5mm, dz=5mm
Reference Value = 12.1 V/m; Power Drift = 0.167 dB
Peak SAR (extrapolated) = 0.376 W/kg
SAR(1 g) = 0.230 mW/g; SAR(10 g) = 0.136 mW/g
Maximum value of SAR (measured) = 0.256 mW/g

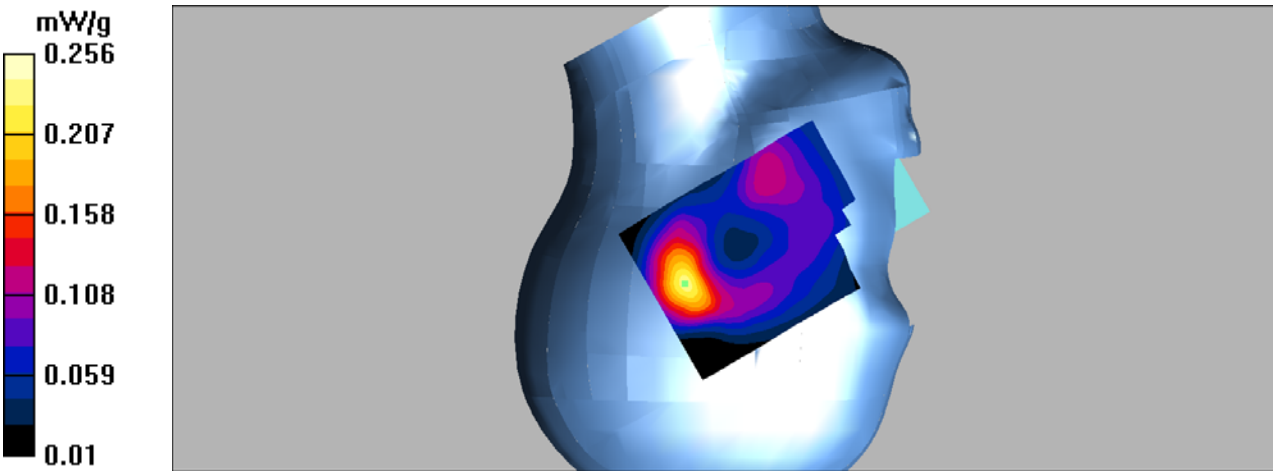

DUT: Smartphone; Type: AM410;

Communication System: 3G Bands; Frequency: 1732.6 MHz;Duty Cycle: 1:1
Medium parameters used: f = 1732.6 MHz; σ = 1.48 mho/m; εr = 52.85; ρ = 1000 kg/m^3
Phantom section: Flat Section

DASY4 Configuration:
- Probe: EX3DV4 – SN7382; ConvF(8.31, 8.31, 8.31); Calibrated: 26/10/2016
- Sensor-Surface: 4mm (Mechanical Surface Detection)
- Electronics: DAE – SN772; Calibrated: 25/10/2016
- Phantom: TWIN SAM; Type: Twin SAM V5.0; Serial: 1909
- Measurement SW: DASY4, V4.5 Build 19; Postprocessing SW: SEMCAD, V1.8 Build 145

Body Back/WCDMA Band 4 Mid/Area Scan (91x101x1): Measurement grid: dx=10mm, dy=10mm
Maximum value of SAR (interpolated) = 0.804 mW/g

Body Back/WCDMA Band 4 Mid/Zoom Scan (7x7x7)/Cube 0: Measurement grid: dx=5mm, dy=5mm, dz=5mm
Reference Value = 21.8 V/m; Power Drift = -0.058 dB
Peak SAR (extrapolated) = 1.29 W/kg
SAR(1 g) = 0.719 mW/g; SAR(10 g) = 0.410 mW/g
Maximum value of SAR (measured) = 0.789 mW/g

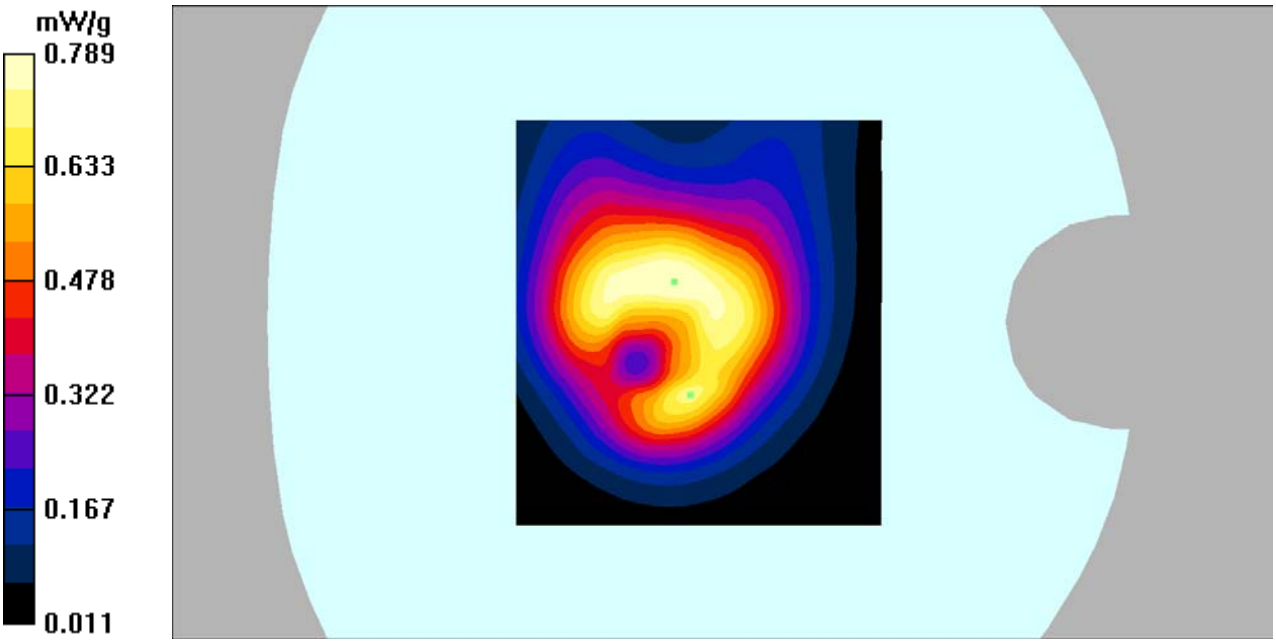

DUT: Smartphone; Type: AM410;

Communication System: 3G Bands; Frequency: 1732.6 MHz;Duty Cycle: 1:1
Medium parameters used: f = 1732.6 MHz; σ = 1.48 mho/m; εr = 52.85; ρ = 1000 kg/m^3
Phantom section: Flat Section

DASY4 Configuration:
- Probe: EX3DV4 – SN7382; ConvF(8.31, 8.31, 8.31); Calibrated: 26/10/2016
- Sensor-Surface: 4mm (Mechanical Surface Detection)
- Electronics: DAE – SN772; Calibrated: 25/10/2016
- Phantom: TWIN SAM; Type: Twin SAM V5.0; Serial: 1909
- Measurement SW: DASY4, V4.5 Build 19; Postprocessing SW: SEMCAD, V1.8 Build 145

Body Left/WCDMA Band 4 Mid/Area Scan (81x161x1): Measurement grid: dx=10mm, dy=10mm
Maximum value of SAR (interpolated) = 0.130 mW/g

Body Left/WCDMA Band 4 Mid/Zoom Scan (7x7x7)/Cube 0: Measurement grid: dx=5mm, dy=5mm, dz=5mm
Reference Value = 8.25 V/m; Power Drift = -0.094 dB
Peak SAR (extrapolated) = 0.198 W/kg
SAR(1 g) = 0.115 mW/g; SAR(10 g) = 0.068 mW/g
Maximum value of SAR (measured) = 0.124 mW/g

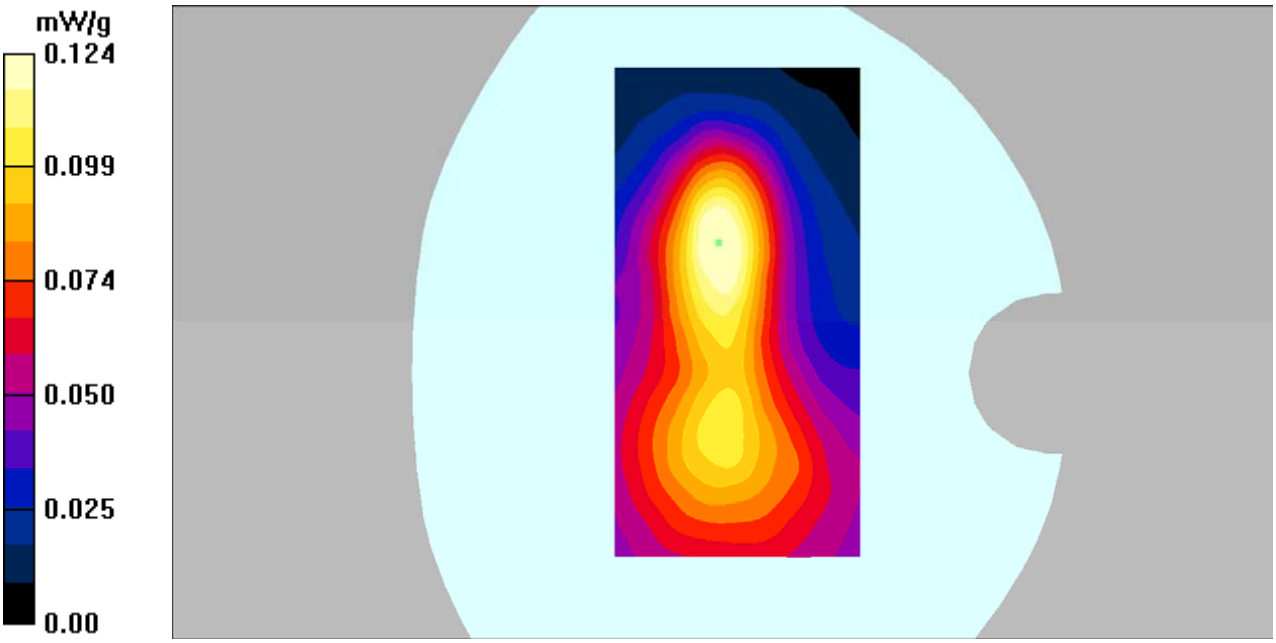

DUT: Smartphone; Type: AM410;

Communication System: 3G Bands; Frequency: 1732.6 MHz;Duty Cycle: 1:1
Medium parameters used: f = 1732.6 MHz; σ = 1.48 mho/m; εr = 52.85; ρ = 1000 kg/m^3
Phantom section: Flat Section

DASY4 Configuration:
- Probe: EX3DV4 – SN7382; ConvF(8.31, 8.31, 8.31); Calibrated: 26/10/2016
- Sensor-Surface: 4mm (Mechanical Surface Detection)
- Electronics: DAE – SN772; Calibrated: 25/10/2016
- Phantom: TWIN SAM; Type: Twin SAM V5.0; Serial: 1909
- Measurement SW: DASY4, V4.5 Build 19; Postprocessing SW: SEMCAD, V1.8 Build 145

Body Right/WCDMA Band 4 Mid/Area Scan (81x161x1): Measurement grid: dx=10mm, dy=10mm
Maximum value of SAR (interpolated) = 0.245 mW/g

Body Right/WCDMA Band 4 Mid/Zoom Scan (7x7x7)/Cube 0: Measurement grid: dx=5mm, dy=5mm, dz=5mm
Reference Value = 12.5 V/m; Power Drift = -0.121 dB
Peak SAR (extrapolated) = 0.390 W/kg
SAR(1 g) = 0.219 mW/g; SAR(10 g) = 0.121 mW/g
Maximum value of SAR (measured) = 0.240 mW/g

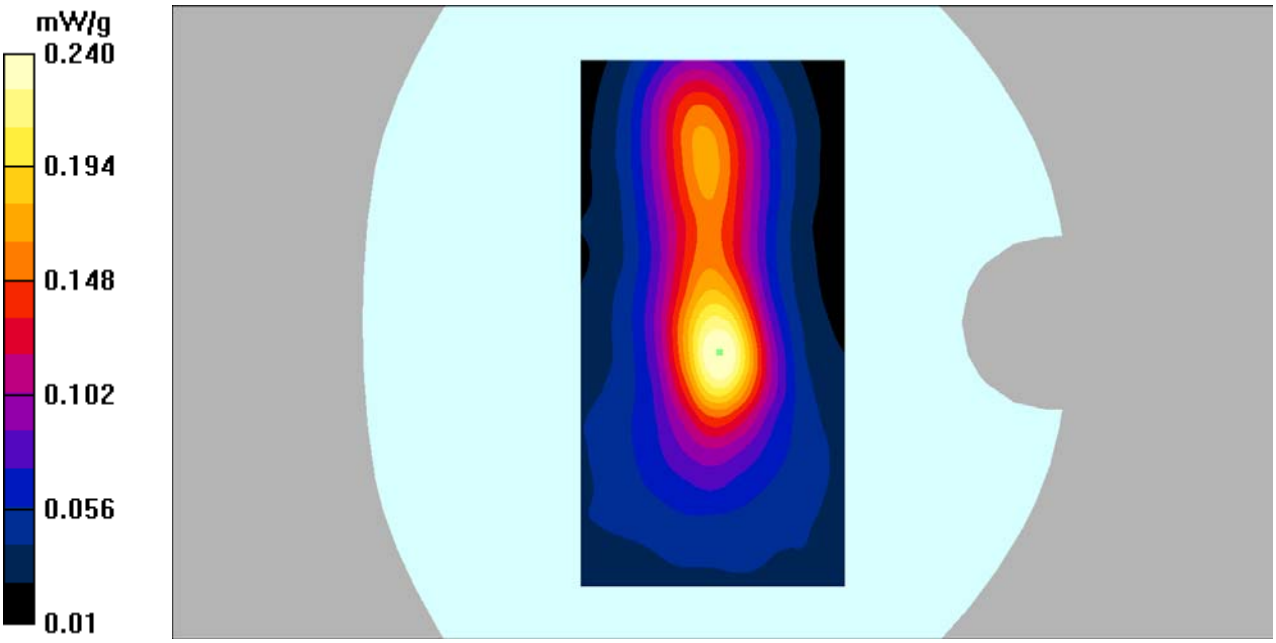

DUT: Smartphone; Type: AM410;

Communication System: 3G Bands; Frequency: 1732.6 MHz;Duty Cycle: 1:1
Medium parameters used: f = 1732.6 MHz; σ = 1.48 mho/m; εr = 52.85; ρ = 1000 kg/m^3
Phantom section: Flat Section

DASY4 Configuration:
- Probe: EX3DV4 – SN7382; ConvF(8.31, 8.31, 8.31); Calibrated: 26/10/2016
- Sensor-Surface: 4mm (Mechanical Surface Detection)
- Electronics: DAE – SN772; Calibrated: 25/10/2016
- Phantom: TWIN SAM; Type: Twin SAM V5.0; Serial: 1909
- Measurement SW: DASY4, V4.5 Build 19; Postprocessing SW: SEMCAD, V1.8 Build 145

Body Bottom/WCDMA Band 4 Mid/Area Scan (91x101x1): Measurement grid: dx=10mm, dy=10mm
Maximum value of SAR (interpolated) = 0.868 mW/g

Body Bottom/WCDMA Band 4 Mid/Zoom Scan (7x7x7)/Cube 0: Measurement grid: dx=5mm, dy=5mm, dz=5mm
Reference Value = 22.2 V/m; Power Drift = 0.00 dB
Peak SAR (extrapolated) = 1.38 W/kg
SAR(1 g) = 0.778 mW/g; SAR(10 g) = 0.403 mW/g
Maximum value of SAR (measured) = 0.871 mW/g

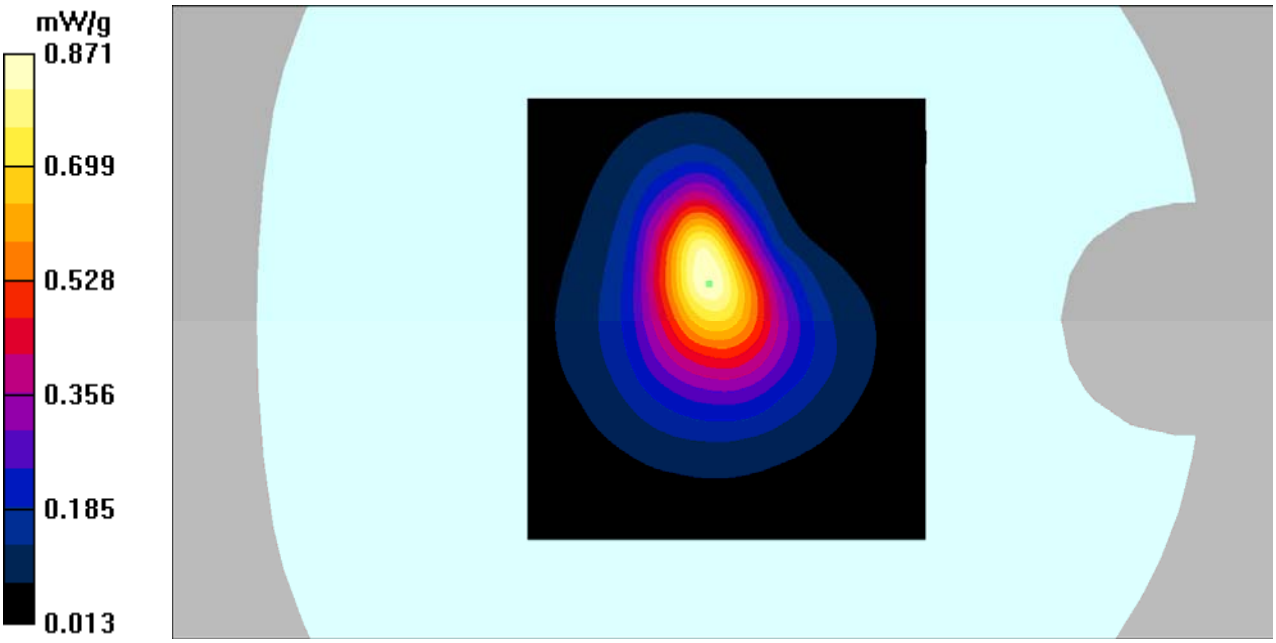

DUT: Smartphone; Type: AM410;

Communication System: 3G Bands; Frequency: 1852.4 MHz;Duty Cycle: 1:1
Medium parameters used: f = 1852.4 MHz; σ = 1.41 mho/m; εr = 39.79; ρ = 1000 kg/m^3
Phantom section: Left Section

DASY4 Configuration:
- Probe: EX3DV4 – SN7382; ConvF(8.71, 8.71, 8.71); Calibrated: 26/10/2016
- Sensor-Surface: 4mm (Mechanical Surface Detection)
- Electronics: DAE – SN772; Calibrated: 25/10/2016
- Phantom: TWIN SAM; Type: Twin SAM V5.0; Serial: 1909
- Measurement SW: DASY4, V4.5 Build 19; Postprocessing SW: SEMCAD, V1.8 Build 145

Left Cheek/WCDMA Band 2 Low/Area Scan (91x111x1): Measurement grid: dx=10mm, dy=10mm
Maximum value of SAR (interpolated) = 0.439 mW/g

Left Cheek/WCDMA Band 2 Low/Zoom Scan (7x7x7)/Cube 0: Measurement grid: dx=5mm, dy=5mm, dz=5mm
Reference Value = 6.15 V/m; Power Drift = -0.102 dB
Peak SAR (extrapolated) = 0.623 W/kg
SAR(1 g) = 0.407 mW/g; SAR(10 g) = 0.245 mW/g
Maximum value of SAR (measured) = 0.444 mW/g

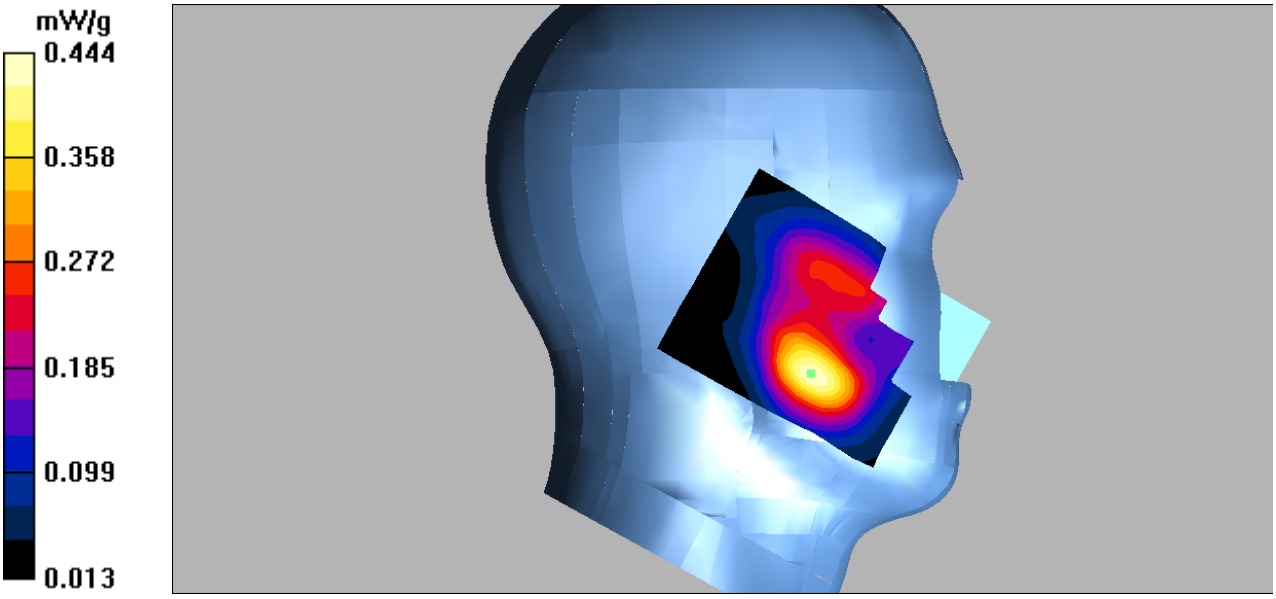

DUT: Smartphone; Type: AM410;

Communication System: 3G Bands; Frequency: 1852.4 MHz;Duty Cycle: 1:1
Medium parameters used: f = 1852.4 MHz; σ = 1.41 mho/m; εr = 39.79; ρ = 1000 kg/m^3
Phantom section: Left Section

DASY4 Configuration:
- Probe: EX3DV4 – SN7382; ConvF(8.71, 8.71, 8.71); Calibrated: 26/10/2016
- Sensor-Surface: 4mm (Mechanical Surface Detection)
- Electronics: DAE – SN772; Calibrated: 25/10/2016
- Phantom: TWIN SAM; Type: Twin SAM V5.0; Serial: 1909
- Measurement SW: DASY4, V4.5 Build 19; Postprocessing SW: SEMCAD, V1.8 Build 145

Left Tilt/WCDMA Band 2 Low/Area Scan (91x121x1): Measurement grid: dx=10mm, dy=10mm
Maximum value of SAR (interpolated) = 0.100 mW/g

Left Tilt/WCDMA Band 2 Low/Zoom Scan (7x7x7)/Cube 0: Measurement grid: dx=5mm, dy=5mm, dz=5mm
Reference Value = 7.00 V/m; Power Drift = 0.096 dB
Peak SAR (extrapolated) = 0.148 W/kg
SAR(1 g) = 0.090 mW/g; SAR(10 g) = 0.048 mW/g
Maximum value of SAR (measured) = 0.103 mW/g



DUT: Smartphone; Type: AM410;

Communication System: 3G Bands; Frequency: 1852.4 MHz;Duty Cycle: 1:1
Medium parameters used: f = 1852.4 MHz; σ = 1.41 mho/m; εr = 39.79; ρ = 1000 kg/m^3
Phantom section: Right Section

DASY4 Configuration:
- Probe: EX3DV4 – SN7382; ConvF(8.71, 8.71, 8.71); Calibrated: 26/10/2016
- Sensor-Surface: 4mm (Mechanical Surface Detection)
- Electronics: DAE – SN772; Calibrated: 25/10/2016
- Phantom: TWIN SAM; Type: Twin SAM V5.0; Serial: 1909
- Measurement SW: DASY4, V4.5 Build 19; Postprocessing SW: SEMCAD, V1.8 Build 145

Right Cheek/WCDMA Band 2 Low/Area Scan (91x111x1): Measurement grid: dx=10mm, dy=10mm
Maximum value of SAR (interpolated) = 0.530 mW/g

Right Cheek/WCDMA Band 2 Low/Zoom Scan (7x7x7)/Cube 0: Measurement grid: dx=5mm, dy=5mm, dz=5mm
Reference Value = 6.82 V/m; Power Drift = -0.165 dB
Peak SAR (extrapolated) = 0.781 W/kg
SAR(1 g) = 0.481 mW/g; SAR(10 g) = 0.281 mW/g
Maximum value of SAR (measured) = 0.531 mW/g

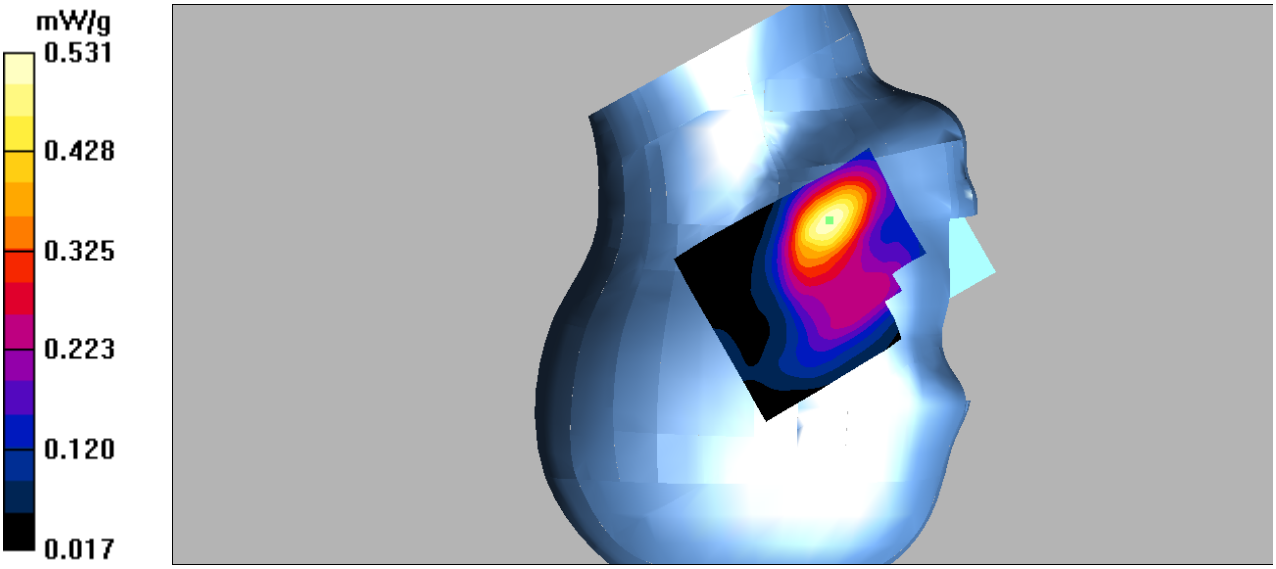

DUT: Smartphone; Type: AM410;

Communication System: 3G Bands; Frequency: 1852.4 MHz;Duty Cycle: 1:1
Medium parameters used: f = 1852.4 MHz; σ = 1.41 mho/m; εr = 39.79; ρ = 1000 kg/m^3
Phantom section: Right Section

DASY4 Configuration:
- Probe: EX3DV4 – SN7382; ConvF(8.71, 8.71, 8.71); Calibrated: 26/10/2016
- Sensor-Surface: 4mm (Mechanical Surface Detection)
- Electronics: DAE – SN772; Calibrated: 25/10/2016
- Phantom: TWIN SAM; Type: Twin SAM V5.0; Serial: 1909
- Measurement SW: DASY4, V4.5 Build 19; Postprocessing SW: SEMCAD, V1.8 Build 145

Right Tilt/WCDMA Band 2 Low/Area Scan (91x121x1): Measurement grid: dx=10mm, dy=10mm
Maximum value of SAR (interpolated) = 0.113 mW/g

Right Tilt/WCDMA Band 2 Low/Zoom Scan (7x7x7)/Cube 0: Measurement grid: dx=5mm, dy=5mm, dz=5mm
Reference Value = 8.82 V/m; Power Drift = -0.1
35 dB
Peak SAR (extrapolated) = 0.180 W/kg
SAR(1 g) = 0.109 mW/g; SAR(10 g) = 0.063 mW/g
Maximum value of SAR (measured) = 0.119 mW/g

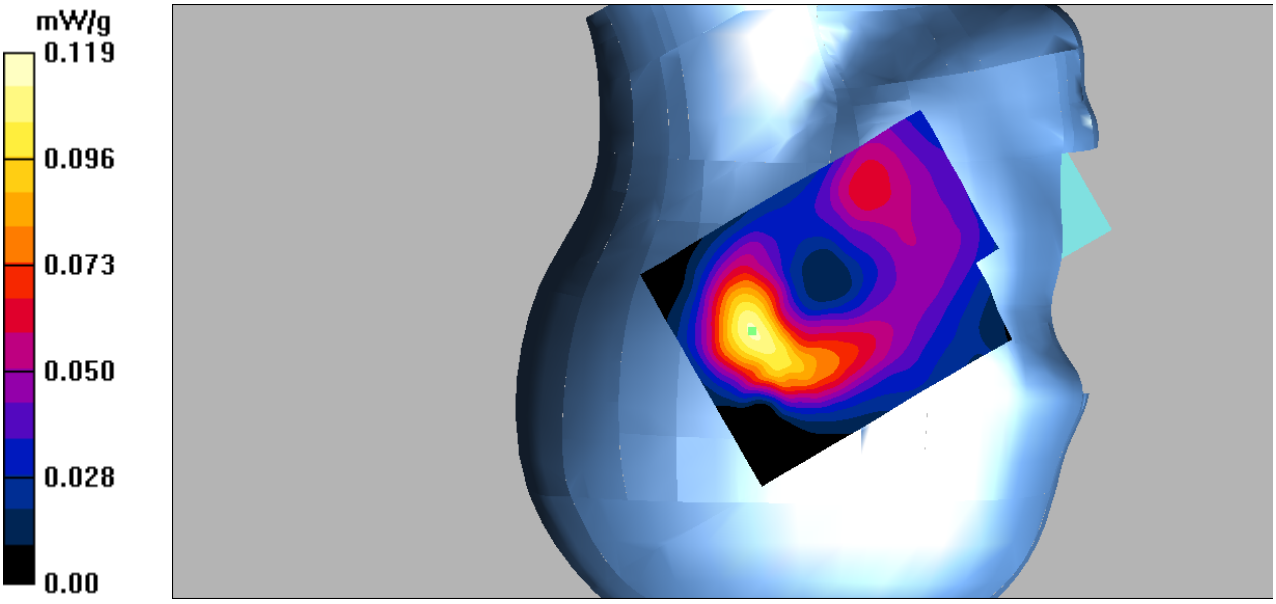

DUT: Smartphone; Type: AM410;

Communication System: 3G Bands; Frequency: 1852.4 MHz;Duty Cycle: 1:1
Medium parameters used: f = 1852.4 MHz; σ = 1.53 mho/m; εr = 52.84; ρ = 1000 kg/m^3
Phantom section: Flat Section

DASY4 Configuration:
- Probe: EX3DV4 – SN7382; ConvF(8.31, 8.31, 8.31); Calibrated: 26/10/2016
- Sensor-Surface: 4mm (Mechanical Surface Detection)
- Electronics: DAE – SN772; Calibrated: 25/10/2016
- Phantom: TWIN SAM; Type: Twin SAM V5.0; Serial: 1909
- Measurement SW: DASY4, V4.5 Build 19; Postprocessing SW: SEMCAD, V1.8 Build 145

Body Back/WCDMA Band 2 Low/Area Scan (101x121x1): Measurement grid: dx=10mm, dy=10mm
Maximum value of SAR (interpolated) = 0.547 mW/g

Body Back/WCDMA Band 2 Low/Zoom Scan (7x7x7)/Cube 0: Measurement grid: dx=5mm, dy=5mm, dz=5mm
Reference Value = 18.9 V/m; Power Drift = 0.033 dB
Peak SAR (extrapolated) = 0.966 W/kg
SAR(1 g) = 0.517 mW/g; SAR(10 g) = 0.281 mW/g
Maximum value of SAR (measured) = 0.570 mW/g

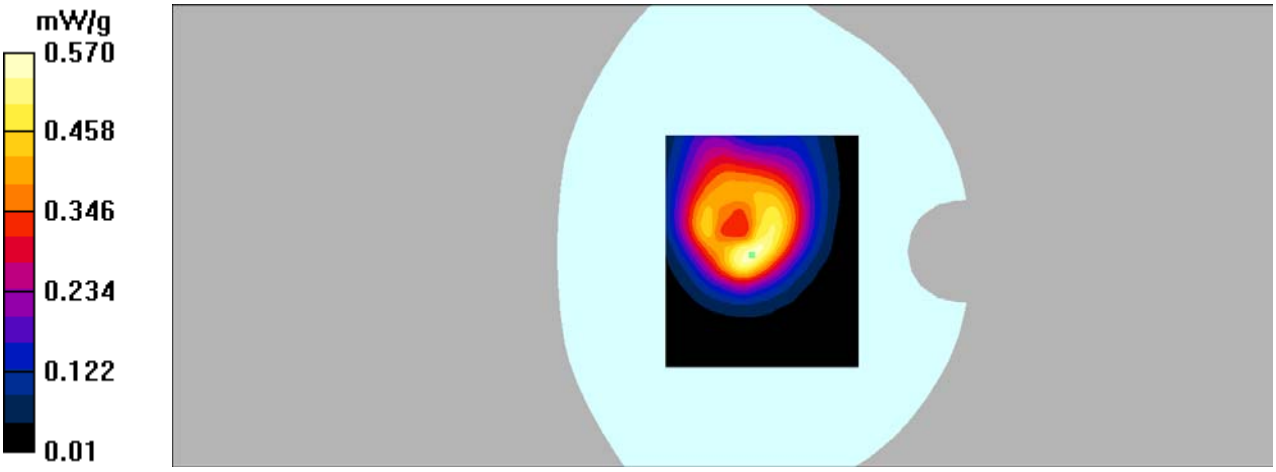

DUT: Smartphone; Type: AM410;

Communication System: 3G Bands; Frequency: 1852.4 MHz;Duty Cycle: 1:1
Medium parameters used: f = 1852.4 MHz; σ = 1.53 mho/m; εr = 52.84; ρ = 1000 kg/m^3
Phantom section: Flat Section

DASY4 Configuration:
- Probe: EX3DV4 – SN7382; ConvF(8.31, 8.31, 8.31); Calibrated: 26/10/2016
- Sensor-Surface: 4mm (Mechanical Surface Detection)
- Electronics: DAE – SN772; Calibrated: 25/10/2016
- Phantom: TWIN SAM; Type: Twin SAM V5.0; Serial: 1909
- Measurement SW: DASY4, V4.5 Build 19; Postprocessing SW: SEMCAD, V1.8 Build 145

Body Left/WCDMA Band 2 Low/Area Scan (91x121x1): Measurement grid: dx=10mm, dy=10mm
Maximum value of SAR (interpolated) = 0.072 mW/g

Body Left/WCDMA Band 2 Low/Zoom Scan (7x7x7)/Cube 0: Measurement grid: dx=5mm, dy=5mm, dz=5mm
Reference Value = 6.51 V/m; Power Drift = -0.156 dB
Peak SAR (extrapolated) = 0.214 W/kg
SAR(1 g) = 0.061 mW/g; SAR(10 g) = 0.030 mW/g
Maximum value of SAR (measured) = 0.072 mW/g

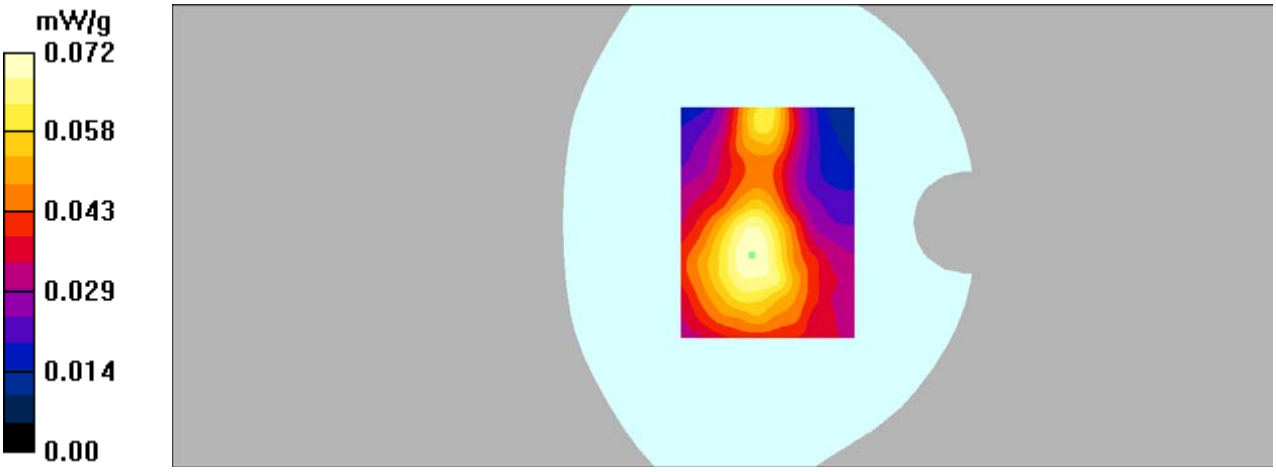

DUT: Smartphone; Type: AM410;

Communication System: 3G Bands; Frequency: 1852.4 MHz;Duty Cycle: 1:1
Medium parameters used: f = 1852.4 MHz; σ = 1.53 mho/m; εr = 52.84; ρ = 1000 kg/m^3
Phantom section: Flat Section

DASY4 Configuration:
- Probe: EX3DV4 – SN7382; ConvF(8.31, 8.31, 8.31); Calibrated: 26/10/2016
- Sensor-Surface: 4mm (Mechanical Surface Detection)
- Electronics: DAE – SN772; Calibrated: 25/10/2016
- Phantom: TWIN SAM; Type: Twin SAM V5.0; Serial: 1909
- Measurement SW: DASY4, V4.5 Build 19; Postprocessing SW: SEMCAD, V1.8 Build 145

Body Right/WCDMA Band 2 Low/Area Scan (101x121x1): Measurement grid: dx=10mm, dy=10mm
Maximum value of SAR (interpolated) = 0.159 mW/g

Body Right/WCDMA Band 2 Low/Zoom Scan (7x7x7)/Cube 0: Measurement grid: dx=5mm, dy=5mm, dz=5mm
Reference Value = 8.92 V/m; Power Drift = 0.129 dB
Peak SAR (extrapolated) = 0.437 W/kg
SAR(1 g) = 0.144 mW/g; SAR(10 g) = 0.076 mW/g
Maximum value of SAR (measured) = 0.159 mW/g

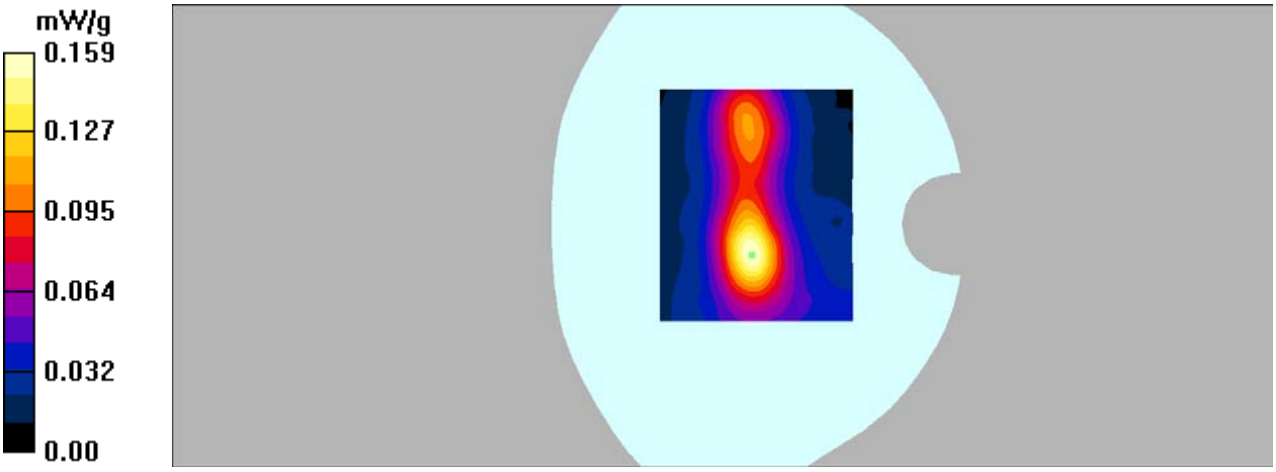

DUT: Smartphone; Type: AM410;

Communication System: 3G Bands; Frequency: 1852.4 MHz;Duty Cycle: 1:1
Medium parameters used: f = 1852.4 MHz; σ = 1.53 mho/m; εr = 52.84; ρ = 1000 kg/m^3
Phantom section: Flat Section

DASY4 Configuration:
- Probe: EX3DV4 – SN7382; ConvF(8.31, 8.31, 8.31); Calibrated: 26/10/2016
- Sensor-Surface: 4mm (Mechanical Surface Detection)
- Electronics: DAE – SN772; Calibrated: 25/10/2016
- Phantom: TWIN SAM; Type: Twin SAM V5.0; Serial: 1909
- Measurement SW: DASY4, V4.5 Build 19; Postprocessing SW: SEMCAD, V1.8 Build 145

Body Bottom/WCDMA Band 2 Low/Area Scan (91x101x1): Measurement grid: dx=10mm, dy=10mm
Maximum value of SAR (interpolated) = 0.729 mW/g
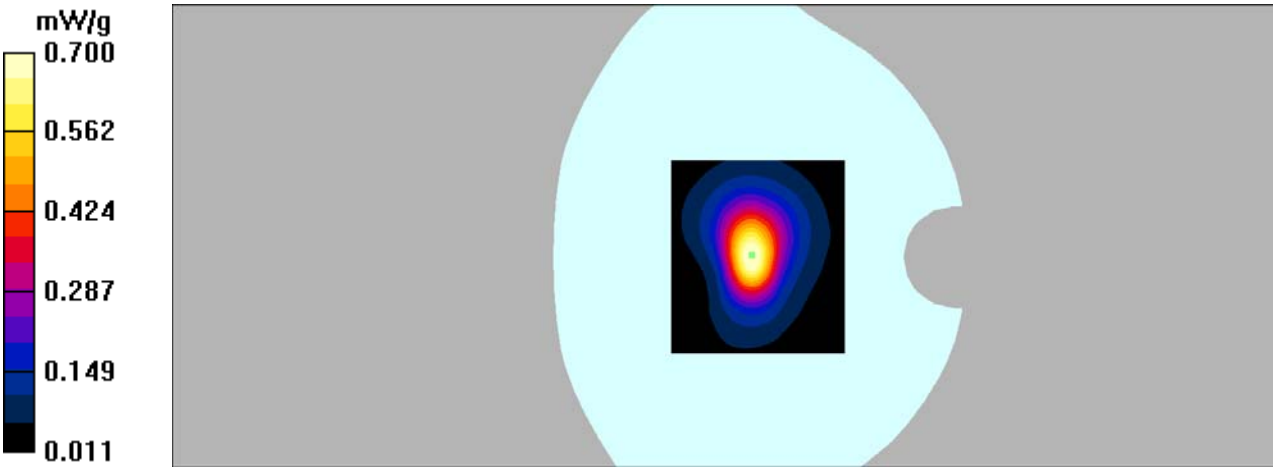
Body Bottom/WCDMA Band 2 Low/Zoom Scan (7x7x7)/Cube 0: Measurement grid: dx=5mm, dy=5mm, dz=5mm
Reference Value = 21.6 V/m; Power Drift = -0.042 dB
Peak SAR (extrapolated) = 1.15 W/kg
SAR(1 g) = 0.625 mW/g; SAR(10 g) = 0.322 mW/g
Maximum value of SAR (measured) = 0.700 mW/g