DUT: Smartphone; Type: AM509;

Communication System: GSM bands; Frequency: 836.6 MHz;Duty Cycle: 1:8
Medium parameters used: f = 836.6 MHz; σ = 0.91 mho/m; ε_r = 41.51; ρ = 1000 kg/m^3
Phantom section: Left Section

DASY4 Configuration:
- Probe: EX3DV4 – SN7382; ConvF(10.50, 10.50, 10.50); Calibrated: 26/10/2016
- Sensor-Surface: 4mm (Mechanical Surface Detection)
- Electronics: DAE – SN772; Calibrated: 25/10/2016
- Phantom: TWIN SAM; Type: Twin SAM V5.0; Serial: 1909
- Measurement SW: DASY4, V4.5 Build 19; Postprocessing SW: SEMCAD, V1.8 Build 145

Left Cheek/GSM 850 Mid/Area Scan (101x121x1): Measurement grid: dx=10mm, dy=10mm
Maximum value of SAR (interpolated) = 0.147 mW/g

Left Cheek/GSM 850 Mid/Zoom Scan (7x7x7)/Cube 0: Measurement grid: dx=5mm, dy=5mm, dz=5mm
Reference Value = 6.17 V/m; Power Drift = -0.339 dB
Peak SAR (extrapolated) = 0.174 W/kg
SAR(1 g) = 0.138 mW/g; SAR(10 g) = 0.107 mW/g
Maximum value of SAR (measured) = 0.146 mW/g

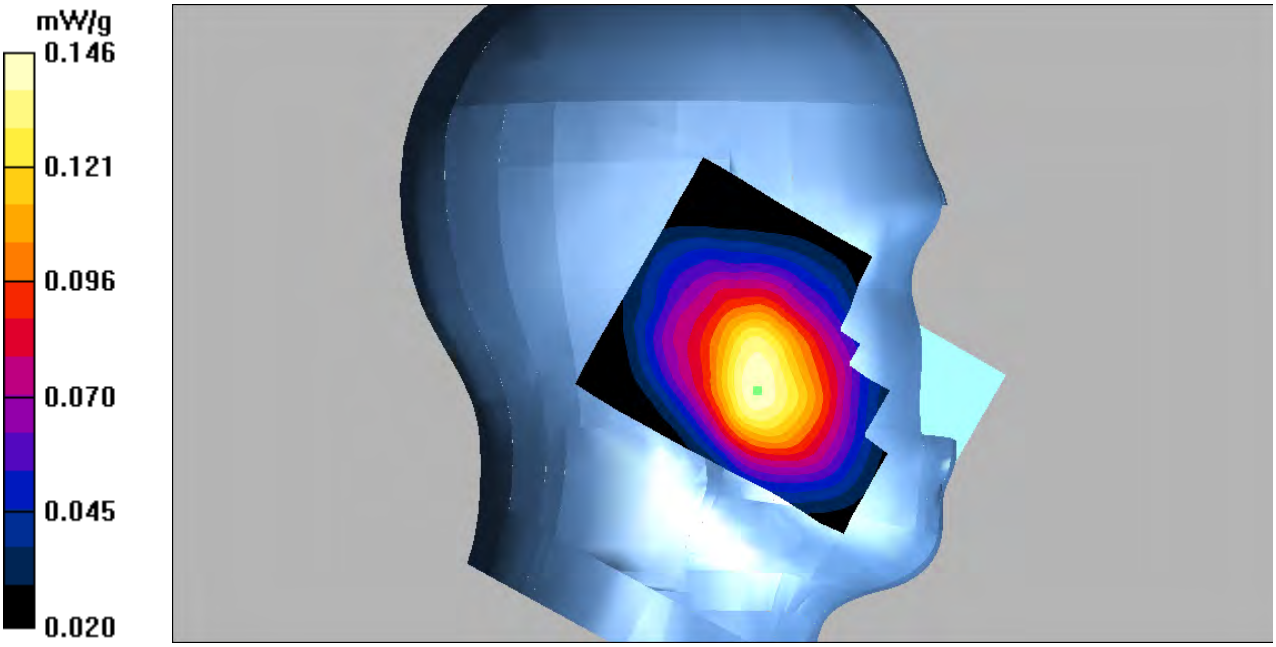

DUT: Smartphone; Type: AM509;

Communication System: GSM bands; Frequency: 836.6 MHz;Duty Cycle: 1:8
Medium parameters used: f = 836.6 MHz; σ = 0.91 mho/m; ε_r = 41.51; ρ = 1000 kg/m^3
Phantom section: Left Section

DASY4 Configuration:
- Probe: EX3DV4 – SN7382; ConvF(10.50, 10.50, 10.50); Calibrated: 26/10/2016
- Sensor-Surface: 4mm (Mechanical Surface Detection)
- Electronics: DAE – SN772; Calibrated: 25/10/2016
- Phantom: TWIN SAM; Type: Twin SAM V5.0; Serial: 1909
- Measurement SW: DASY4, V4.5 Build 19; Postprocessing SW: SEMCAD, V1.8 Build 145

Left Tilt/GSM 850 Mid/Area Scan (101x121x1): Measurement grid: dx=10mm, dy=10mm
Maximum value of SAR (interpolated) = 0.099 mW/g

Left Tilt/GSM 850 Mid/Zoom Scan (7x7x7)/Cube 0: Measurement grid: dx=5mm, dy=5mm, dz=5mm
Reference Value = 8.80 V/m; Power Drift = -0.077 dB
Peak SAR (extrapolated) = 0.119 W/kg
SAR(1 g) = 0.095 mW/g; SAR(10 g) = 0.074 mW/g
Maximum value of SAR (measured) = 0.100 mW/g

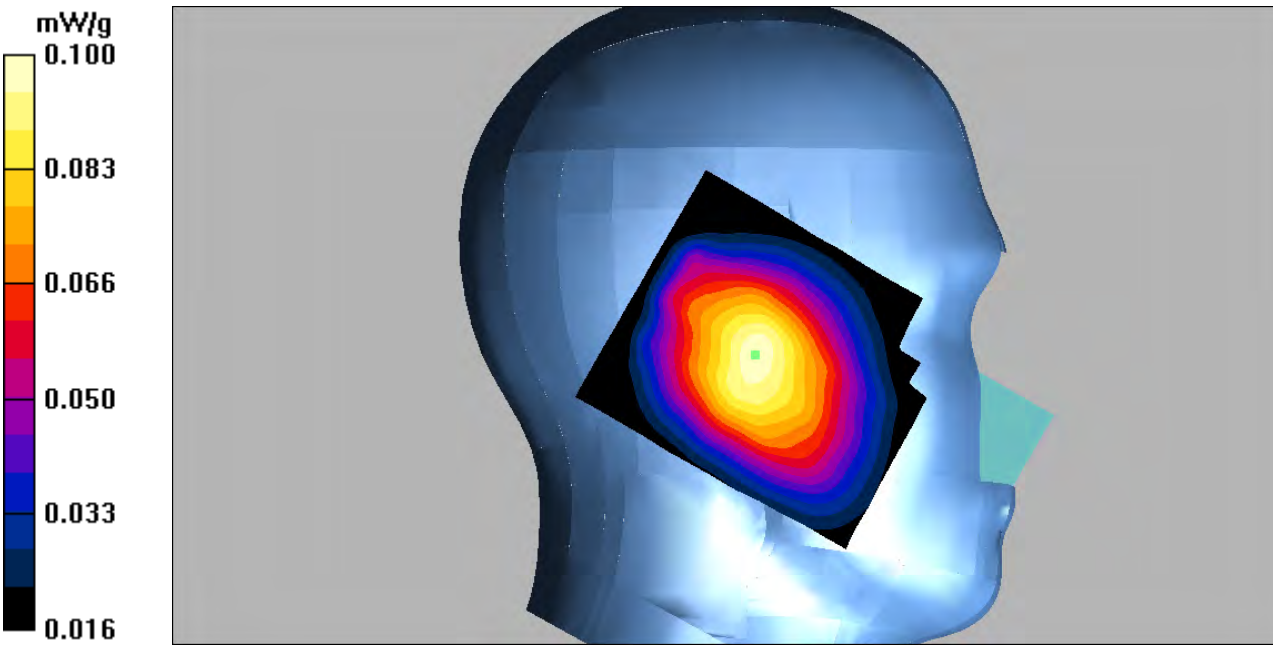

DUT: Smartphone; Type: AM509;

Communication System: GSM bands; Frequency: 836.6 MHz;Duty Cycle: 1:8
Medium parameters used: f = 836.6 MHz; σ = 0.91 mho/m; ε_r = 41.51; ρ = 1000 kg/m^3
Phantom section: Right Section

DASY4 Configuration:
- Probe: EX3DV4 – SN7382; ConvF(10.50, 10.50, 10.50); Calibrated: 26/10/2016
- Sensor-Surface: 4mm (Mechanical Surface Detection)
- Electronics: DAE – SN772; Calibrated: 25/10/2016
- Phantom: TWIN SAM; Type: Twin SAM V5.0; Serial: 1909
- Measurement SW: DASY4, V4.5 Build 19; Postprocessing SW: SEMCAD, V1.8 Build 145

Right Cheek/GSM 850 Mid/Area Scan (101x121x1): Measurement grid: dx=10mm, dy=10mm
Maximum value of SAR (interpolated) = 0.134 mW/g

Right Cheek/GSM 850 Mid/Zoom Scan (7x7x7)/Cube 0: Measurement grid: dx=5mm, dy=5mm, dz=5mm
Reference Value = 4.91 V/m; Power Drift = 0.184 dB
Peak SAR (extrapolated) = 0.153 W/kg
SAR(1 g) = 0.124 mW/g; SAR(10 g) = 0.096 mW/g
Maximum value of SAR (measured) = 0.129 mW/g

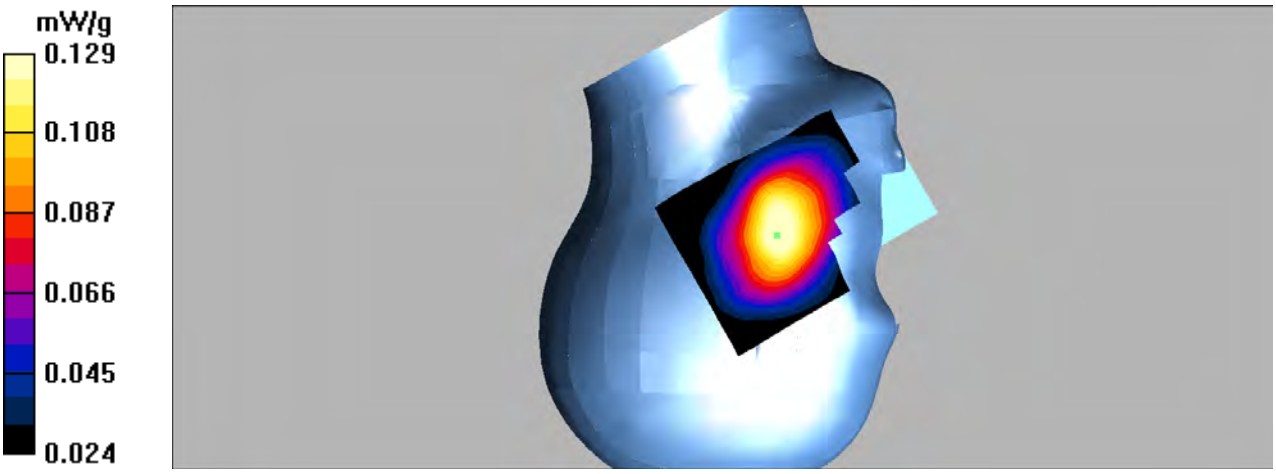

DUT: Smartphone; Type: AM509;

Communication System: GSM bands; Frequency: 836.6 MHz;Duty Cycle: 1:8
Medium parameters used: f = 836.6 MHz; σ = 0.91 mho/m; ε_r = 41.51; ρ = 1000 kg/m^3
Phantom section: Right Section

DASY4 Configuration:
- Probe: EX3DV4 – SN7382; ConvF(10.50, 10.50, 10.50); Calibrated: 26/10/2016
- Sensor-Surface: 4mm (Mechanical Surface Detection)
- Electronics: DAE – SN772; Calibrated: 25/10/2016
- Phantom: TWIN SAM; Type: Twin SAM V5.0; Serial: 1909
- Measurement SW: DASY4, V4.5 Build 19; Postprocessing SW: SEMCAD, V1.8 Build 145

Right Tilt/GSM 850 Mid/Area Scan (101x121x1): Measurement grid: dx=10mm, dy=10mm
Maximum value of SAR (interpolated) = 0.094 mW/g

Right Tilt/GSM 850 Mid/Zoom Scan (7x7x7)/Cube 0: Measurement grid: dx=5mm, dy=5mm, dz=5mm
Reference Value = 8.21 V/m; Power Drift = -0.039 dB
Peak SAR (extrapolated) = 0.111 W/kg
SAR(1 g) = 0.092 mW/g; SAR(10 g) = 0.072 mW/g
Maximum value of SAR (measured) = 0.095 mW/g

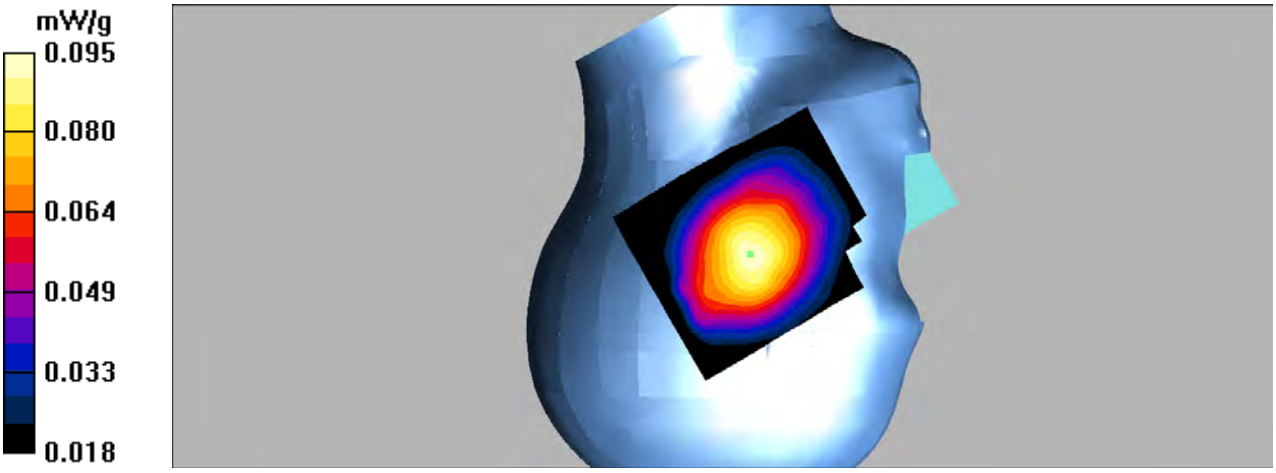

DUT: Smartphone; Type: AM509;

Communication System: GSM bands; Frequency: 836.6 MHz;Duty Cycle: 1:8
Medium parameters used: f = 836.6 MHz; σ = 0.98 mho/m; ε_r = 55.57; ρ = 1000 kg/m^3
Phantom section: Flat Section

DASY4 Configuration:
- Probe: EX3DV4 – SN7382; ConvF(10.54, 10.54, 10.54); Calibrated: 26/10/2016
- Sensor-Surface: 4mm (Mechanical Surface Detection)
- Electronics: DAE – SN772; Calibrated: 25/10/2016
- Phantom: TWIN SAM; Type: Twin SAM V5.0; Serial: 1909
- Measurement SW: DASY4, V4.5 Build 19; Postprocessing SW: SEMCAD, V1.8 Build 145

Body Worn Back/GSM 850 Mid/Area Scan (101x121x1): Measurement grid: dx=10mm, dy=10mm
Maximum value of SAR (interpolated) = 0.389 mW/g

Body Worn Back/GSM 850 Mid/Zoom Scan (7x7x7)/Cube 0: Measurement grid: dx=5mm, dy=5mm, dz=5mm
Reference Value = 16.8 V/m; Power Drift = -0.376 dB
Peak SAR (extrapolated) = 0.459 W/kg
SAR(1 g) = 0.376 mW/g; SAR(10 g) = 0.293 mW/g
Maximum value of SAR (measured) = 0.398 mW/g

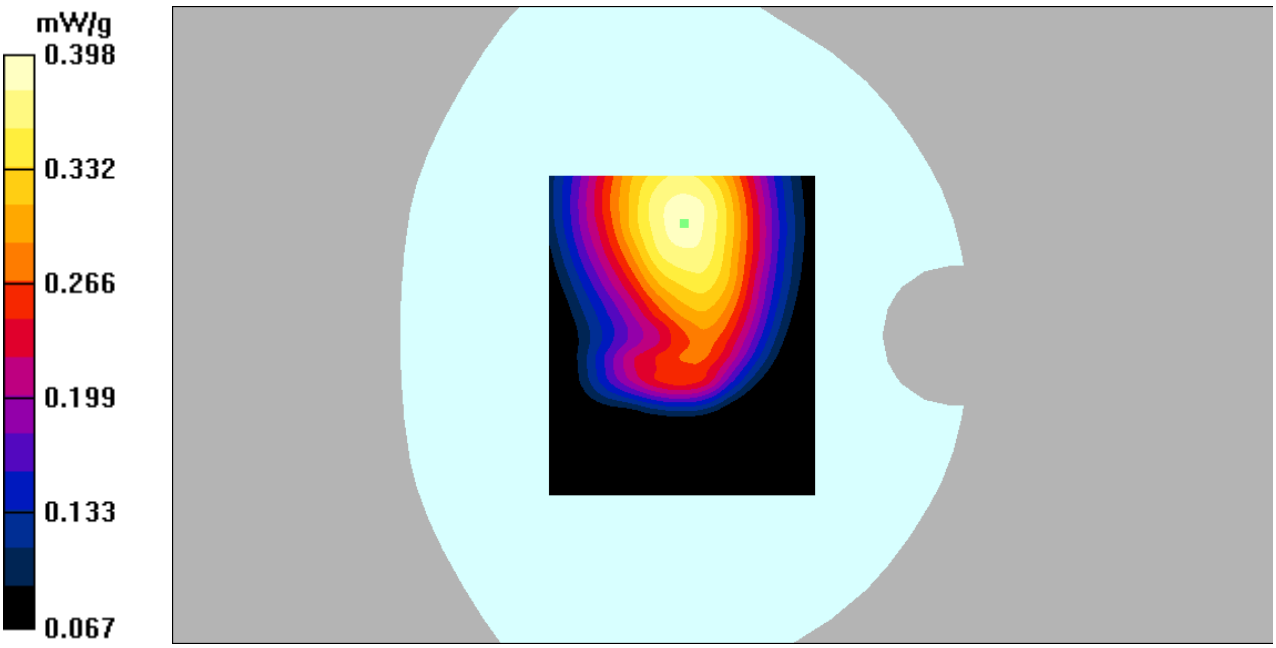

DUT: Smartphone; Type: AM509;

Communication System: GPRS bands -2slots; Frequency: 836.6 MHz;Duty Cycle: 1:4
Medium parameters used: f = 836.6 MHz; σ = 0.98 mho/m; ε_r = 55.57; ρ = 1000 kg/m^3
Phantom section: Flat Section

DASY4 Configuration:
- Probe: EX3DV4 – SN7382; ConvF(10.54, 10.54, 10.54); Calibrated: 26/10/2016
- Sensor-Surface: 4mm (Mechanical Surface Detection)
- Electronics: DAE – SN772; Calibrated: 25/10/2016
- Phantom: TWIN SAM; Type: Twin SAM V5.0; Serial: 1909
- Measurement SW: DASY4, V4.5 Build 19; Postprocessing SW: SEMCAD, V1.8 Build 145

Body Back/GSM 850 Mid/Area Scan (101x121x1): Measurement grid: dx=10mm, dy=10mm
Maximum value of SAR (interpolated) = 0.593 mW/g

Body Back/GSM 850 Mid/Zoom Scan (7x7x7)/Cube 0: Measurement grid: dx=5mm, dy=5mm, dz=5mm
Reference Value = 22.9 V/m; Power Drift = -0.854 dB
Peak SAR (extrapolated) = 0.703 W/kg
SAR(1 g) = 0.579 mW/g; SAR(10 g) = 0.453 mW/g
Maximum value of SAR (measured) = 0.609 mW/g

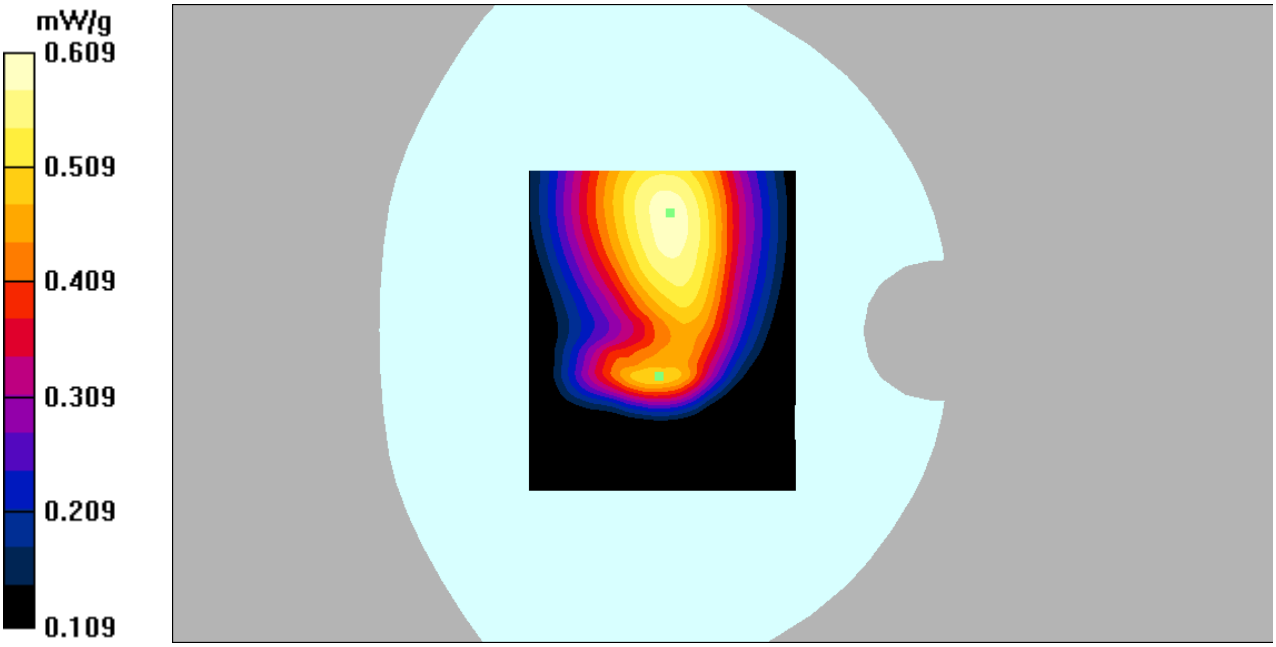

DUT: Smartphone; Type: AM509;

Communication System: GPRS bands -2slots; Frequency: 836.6 MHz;Duty Cycle: 1:4
Medium parameters used: f = 836.6 MHz; σ = 0.98 mho/m; ε_r = 55.57; ρ = 1000 kg/m^3
Phantom section: Flat Section

DASY4 Configuration:
- Probe: EX3DV4 – SN7382; ConvF(10.54, 10.54, 10.54); Calibrated: 26/10/2016
- Sensor-Surface: 4mm (Mechanical Surface Detection)
- Electronics: DAE – SN772; Calibrated: 25/10/2016
- Phantom: TWIN SAM; Type: Twin SAM V5.0; Serial: 1909
- Measurement SW: DASY4, V4.5 Build 19; Postprocessing SW: SEMCAD, V1.8 Build 145

Body Left/GSM 850 Mid/Area Scan (101x121x1): Measurement grid: dx=10mm, dy=10mm
Maximum value of SAR (interpolated) = 0.271 mW/g

Body Left/GSM 850 Mid/Zoom Scan (7x7x7)/Cube 0: Measurement grid: dx=5mm, dy=5mm, dz=5mm
Reference Value = 13.3 V/m; Power Drift = 0.173 dB
Peak SAR (extrapolated) = 0.360 W/kg
SAR(1 g) = 0.266 mW/g; SAR(10 g) = 0.192 mW/g
Maximum value of SAR (measured) = 0.283 mW/g



DUT: Smartphone; Type: AM509;

Communication System: GPRS bands -2slots; Frequency: 836.6 MHz;Duty Cycle: 1:4
Medium parameters used: f = 836.6 MHz; σ = 0.98 mho/m; ε_r = 55.57; ρ = 1000 kg/m^3
Phantom section: Flat Section

DASY4 Configuration:
- Probe: EX3DV4 – SN7382; ConvF(10.54, 10.54, 10.54); Calibrated: 26/10/2016
- Sensor-Surface: 4mm (Mechanical Surface Detection)
- Electronics: DAE – SN772; Calibrated: 25/10/2016
- Phantom: TWIN SAM; Type: Twin SAM V5.0; Serial: 1909
- Measurement SW: DASY4, V4.5 Build 19; Postprocessing SW: SEMCAD, V1.8 Build 145

Body Right/GSM 850 Mid/Area Scan (101x121x1): Measurement grid: dx=10mm, dy=10mm
Maximum value of SAR (interpolated) = 0.185 mW/g

Body Right/GSM 850 Mid/Zoom Scan (7x7x7)/Cube 0: Measurement grid: dx=5mm, dy=5mm, dz=5mm
Reference Value = 10.6 V/m; Power Drift = 0.397 dB
Peak SAR (extrapolated) = 0.236 W/kg
SAR(1 g) = 0.174 mW/g; SAR(10 g) = 0.126 mW/g
Maximum value of SAR (measured) = 0.184 mW/g

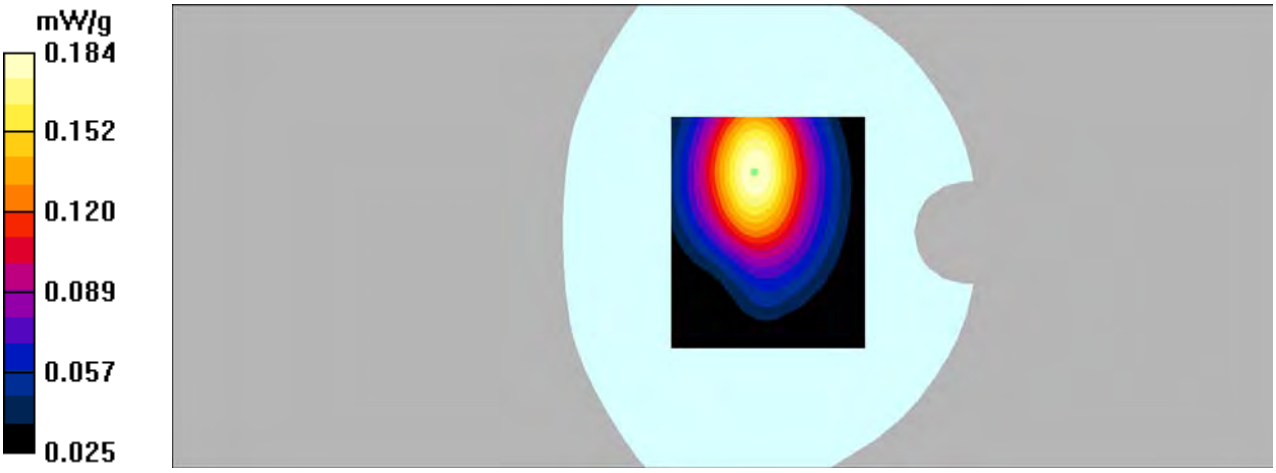

DUT: Smartphone; Type: AM509;

Communication System: GPRS bands -2slots; Frequency: 836.6 MHz;Duty Cycle: 1:4
Medium parameters used: f = 836.6 MHz; σ = 0.98 mho/m; ε_r = 55.57; ρ = 1000 kg/m^3
Phantom section: Flat Section

DASY4 Configuration:
- Probe: EX3DV4 – SN7382; ConvF(10.54, 10.54, 10.54); Calibrated: 26/10/2016
- Sensor-Surface: 4mm (Mechanical Surface Detection)
- Electronics: DAE – SN772; Calibrated: 25/10/2016
- Phantom: TWIN SAM; Type: Twin SAM V5.0; Serial: 1909
- Measurement SW: DASY4, V4.5 Build 19; Postprocessing SW: SEMCAD, V1.8 Build 145

Body Bottom/GSM 850 Mid/Area Scan (91x101x1): Measurement grid: dx=10mm, dy=10mm
Maximum value of SAR (interpolated) = 0.115 mW/g

Body Bottom/GSM 850 Mid/Zoom Scan (7x7x7)/Cube 0: Measurement grid: dx=5mm, dy=5mm, dz=5mm
Reference Value = 6.84 V/m; Power Drift = -0.164 dB
Peak SAR (extrapolated) = 0.241 W/kg
SAR(1 g) = 0.107 mW/g; SAR(10 g) = 0.055 mW/g
Maximum value of SAR (measured) = 0.118 mW/g



DUT: Smartphone; Type: AM509;

Communication System: GSM bands; Frequency: 1880 MHz;Duty Cycle: 1:8
Medium parameters used: f = 1880 MHz; σ = 1.39 mho/m; ε_r = 39.85; ρ = 1000 kg/m^3
Phantom section: Left Section

DASY4 Configuration:
- Probe: EX3DV4 – SN7382; ConvF(8.71, 8.71, 8.71); Calibrated: 26/10/2016
- Sensor-Surface: 4mm (Mechanical Surface Detection)
- Electronics: DAE – SN772; Calibrated: 25/10/2016
- Phantom: TWIN SAM; Type: Twin SAM V5.0; Serial: 1909
- Measurement SW: DASY4, V4.5 Build 19; Postprocessing SW: SEMCAD, V1.8 Build 145

Left Cheek/GSM 1900 Mid/Area Scan (101x121x1): Measurement grid: dx=10mm, dy=10mm
Maximum value of SAR (interpolated) = 0.177 mW/g

Left Cheek/GSM 1900 Mid/Zoom Scan (7x7x7)/Cube 0: Measurement grid: dx=5mm, dy=5mm, dz=5mm
Reference Value = 4.66 V/m; Power Drift = 0.010 dB
Peak SAR (extrapolated) = 0.245 W/kg
SAR(1 g) = 0.160 mW/g; SAR(10 g) = 0.099 mW/g
Maximum value of SAR (measured) = 0.173 mW/g

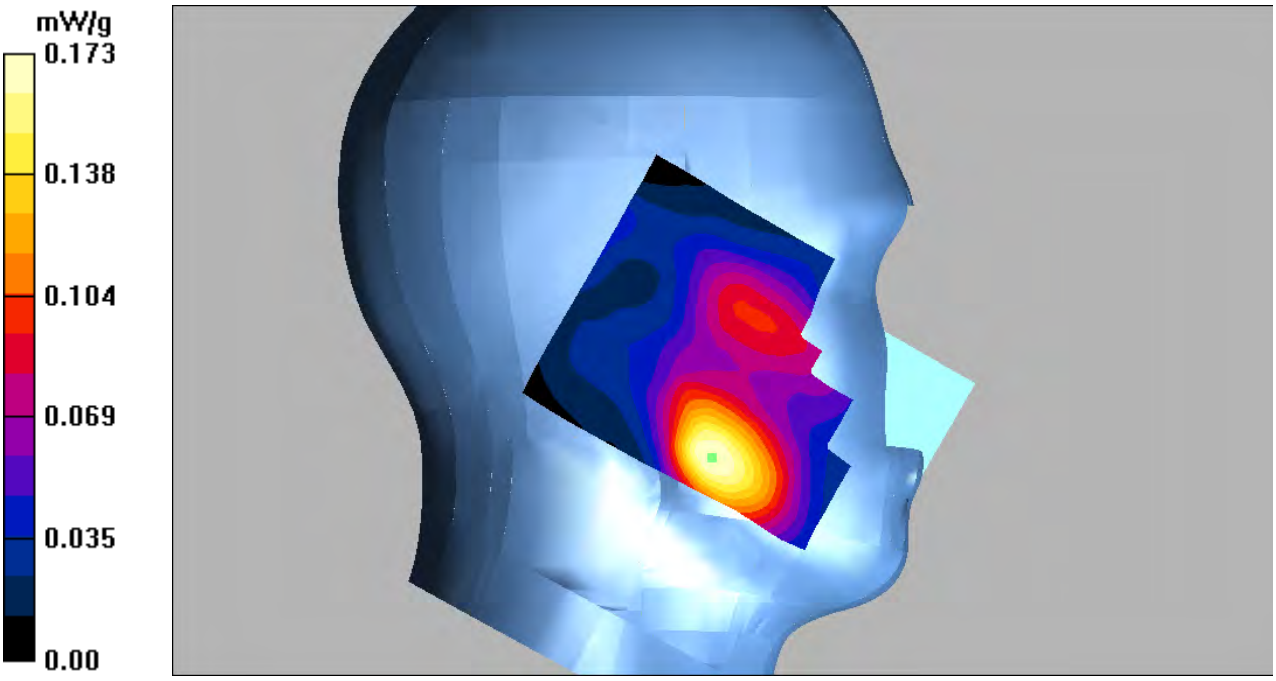

DUT: Smartphone; Type: AM509;

Communication System: GSM bands; Frequency: 1880 MHz;Duty Cycle: 1:8
Medium parameters used: f = 1880 MHz; σ = 1.39 mho/m; ε_r = 39.85; ρ = 1000 kg/m^3
Phantom section: Left Section

DASY4 Configuration:
- Probe: EX3DV4 – SN7382; ConvF(8.71, 8.71, 8.71); Calibrated: 26/10/2016
- Sensor-Surface: 4mm (Mechanical Surface Detection)
- Electronics: DAE – SN772; Calibrated: 25/10/2016
- Phantom: TWIN SAM; Type: Twin SAM V5.0; Serial: 1909
- Measurement SW: DASY4, V4.5 Build 19; Postprocessing SW: SEMCAD, V1.8 Build 145

Left Tilt/GSM 1900 Mid/Area Scan (101x121x1): Measurement grid: dx=10mm, dy=10mm
Maximum value of SAR (interpolated) = 0.075 mW/g

Left Tilt/GSM 1900 Mid/Zoom Scan (7x7x7)/Cube 0: Measurement grid: dx=5mm, dy=5mm, dz=5mm
Reference Value = 5.97 V/m; Power Drift = -0.011 dB
Peak SAR (extrapolated) = 0.111 W/kg
SAR(1 g) = 0.065 mW/g; SAR(10 g) = 0.037 mW/g
Maximum value of SAR (measured) = 0.070 mW/g

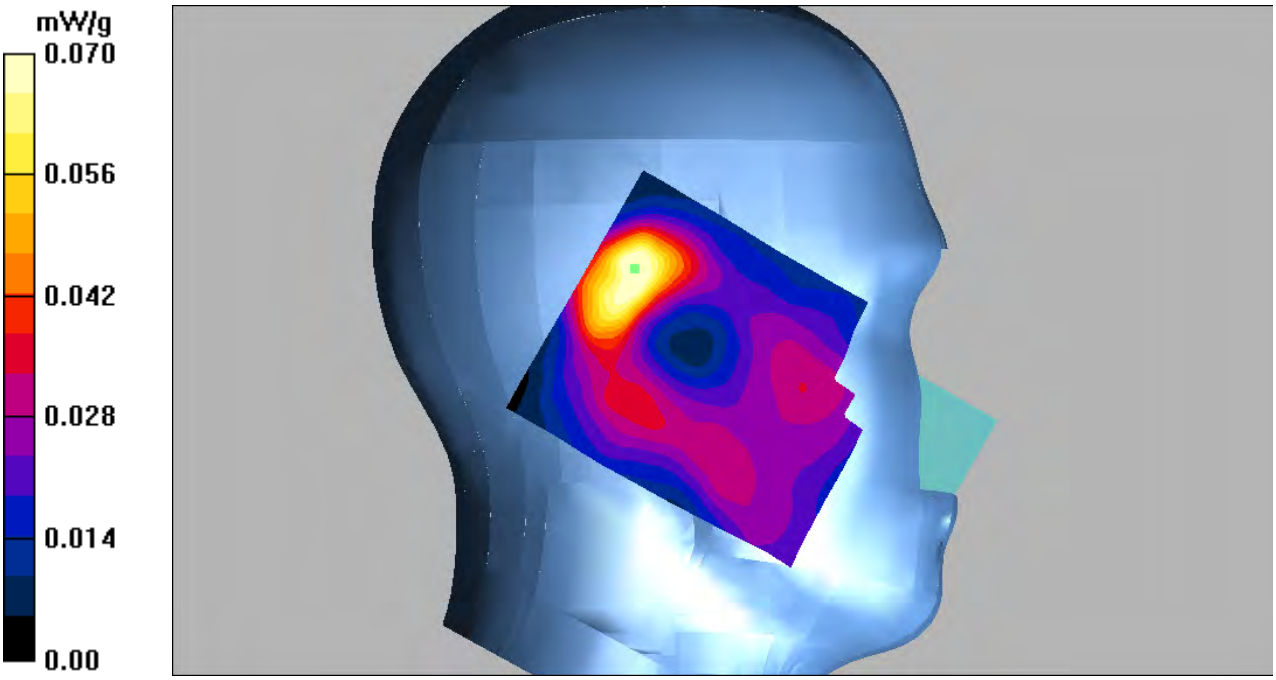

DUT: Smartphone; Type: AM509;

Communication System: GSM bands; Frequency: 1880 MHz;Duty Cycle: 1:8
Medium parameters used: f = 1880 MHz; σ = 1.39 mho/m; ε_r = 39.85; ρ = 1000 kg/m^3
Phantom section: Right Section

DASY4 Configuration:
- Probe: EX3DV4 – SN7382; ConvF(8.71, 8.71, 8.71); Calibrated: 26/10/2016
- Sensor-Surface: 4mm (Mechanical Surface Detection)
- Electronics: DAE – SN772; Calibrated: 25/10/2016
- Phantom: TWIN SAM; Type: Twin SAM V5.0; Serial: 1909
- Measurement SW: DASY4, V4.5 Build 19; Postprocessing SW: SEMCAD, V1.8 Build 145

Right Cheek/GSM 1900 Mid/Area Scan (101x121x1): Measurement grid: dx=10mm, dy=10mm
Maximum value of SAR (interpolated) = 0.205 mW/g

Right Cheek/GSM 1900 Mid/Zoom Scan (7x7x7)/Cube 0: Measurement grid: dx=5mm, dy=5mm, dz=5mm
Reference Value = 3.92 V/m; Power Drift = 0.231 dB
Peak SAR (extrapolated) = 0.287 W/kg
SAR(1 g) = 0.186 mW/g; SAR(10 g) = 0.116 mW/g
Maximum value of SAR (measured) = 0.198 mW/g

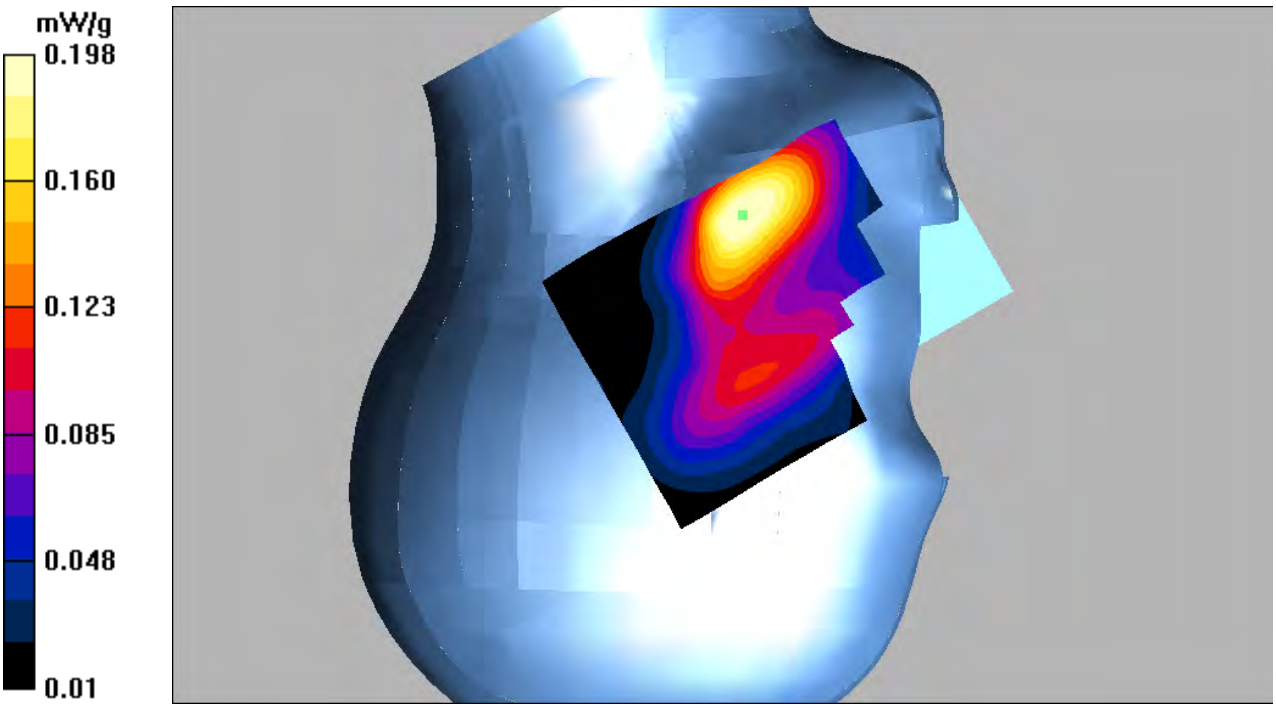

DUT: Smartphone; Type: AM509;

Communication System: GSM bands; Frequency: 1880 MHz;Duty Cycle: 1:8
Medium parameters used: f = 1880 MHz; σ = 1.39 mho/m; ε_r = 39.85; ρ = 1000 kg/m^3
Phantom section: Right Section

DASY4 Configuration:
- Probe: EX3DV4 – SN7382; ConvF(8.71, 8.71, 8.71); Calibrated: 26/10/2016
- Sensor-Surface: 4mm (Mechanical Surface Detection)
- Electronics: DAE – SN772; Calibrated: 25/10/2016
- Phantom: TWIN SAM; Type: Twin SAM V5.0; Serial: 1909
- Measurement SW: DASY4, V4.5 Build 19; Postprocessing SW: SEMCAD, V1.8 Build 145

Right Tilt/GSM 1900 Mid/Area Scan (101x121x1): Measurement grid: dx=10mm, dy=10mm
Maximum value of SAR (interpolated) = 0.063 mW/g

Right Tilt/GSM 1900 Mid/Zoom Scan (7x7x7)/Cube 0: Measurement grid: dx=5mm, dy=5mm, dz=5mm
Reference Value = 6.45 V/m; Power Drift = 0.061 dB
Peak SAR (extrapolated) = 0.095 W/kg
SAR(1 g) = 0.059 mW/g; SAR(10 g) = 0.036 mW/g
Maximum value of SAR (measured) = 0.063 mW/g

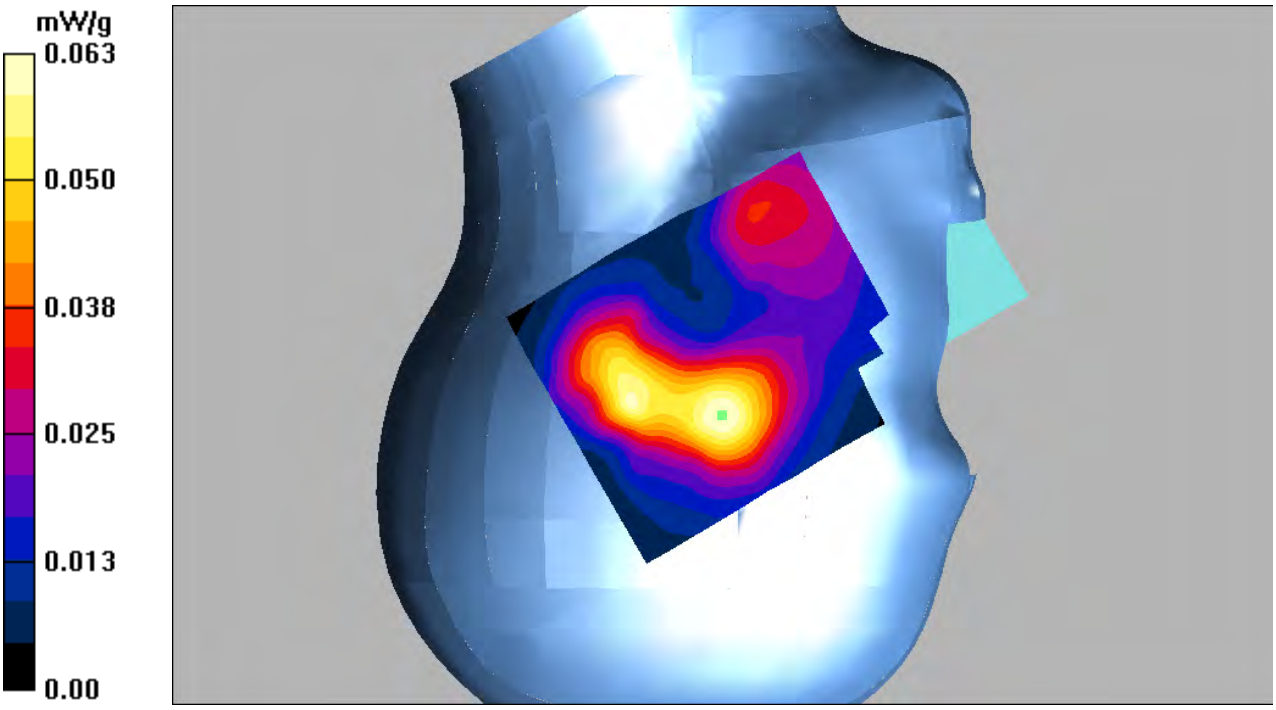

DUT: Smartphone; Type: AM509;

Communication System: GSM bands; Frequency: 1880 MHz;Duty Cycle: 1:8
Medium parameters used: f = 1880 MHz; σ = 1.53 mho/m; ε_r = 52.81; ρ = 1000 kg/m^3
Phantom section: Flat Section

DASY4 Configuration:
- Probe: EX3DV4 – SN7382; ConvF(8.31, 8.31, 8.31); Calibrated: 26/10/2016
- Sensor-Surface: 4mm (Mechanical Surface Detection)
- Electronics: DAE – SN772; Calibrated: 25/10/2016
- Phantom: TWIN SAM; Type: Twin SAM V5.0; Serial: 1909
- Measurement SW: DASY4, V4.5 Build 19; Postprocessing SW: SEMCAD, V1.8 Build 145

Body Worn Back/GSM 1900 Mid/Area Scan (101x121x1): Measurement grid: dx=10mm, dy=10mm
Maximum value of SAR (interpolated) = 0.241 mW/g

Body Worn Back/GSM 1900 Mid/Zoom Scan (7x7x7)/Cube 0: Measurement grid: dx=5mm, dy=5mm, dz=5mm
Reference Value = 11.1 V/m; Power Drift = -0.207 dB
Peak SAR (extrapolated) = 0.429 W/kg
SAR(1 g) = 0.223 mW/g; SAR(10 g) = 0.122 mW/g
Maximum value of SAR (measured) = 0.245 mW/g

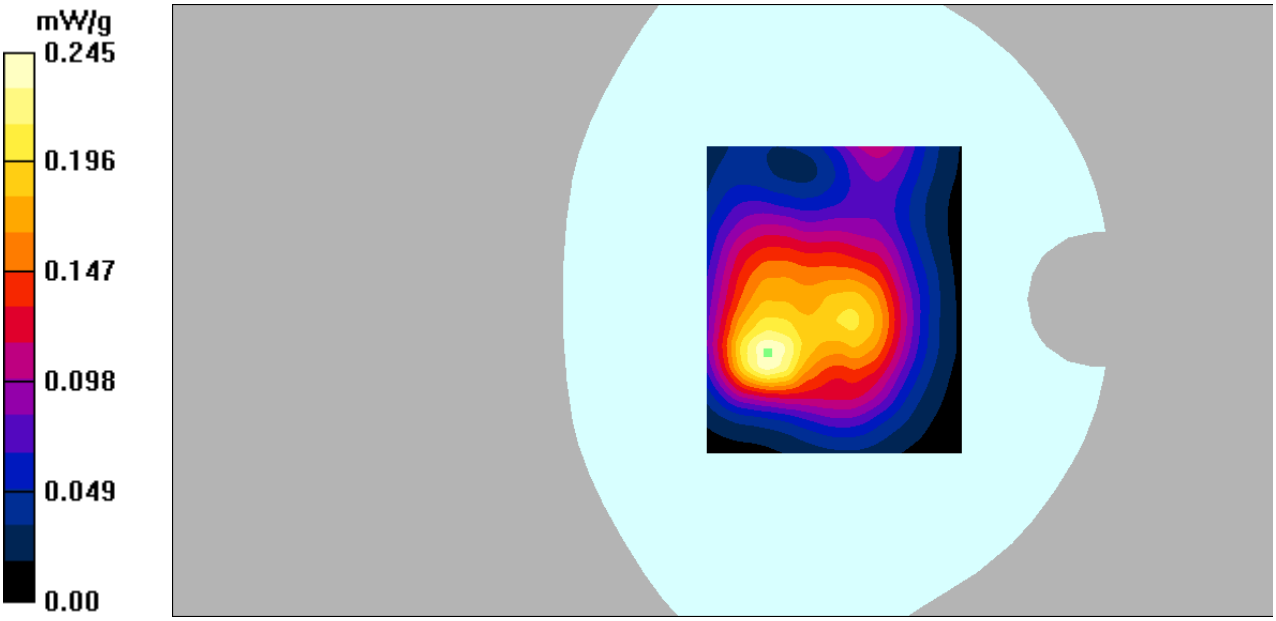

DUT: Smartphone; Type: AM509;

Communication System: GPRS bands -2slots; Frequency: 1880 MHz;Duty Cycle: 1:4
Medium parameters used: f = 1880 MHz; σ = 1.53 mho/m; ε_r = 52.81; ρ = 1000 kg/m^3
Phantom section: Flat Section

DASY4 Configuration:
- Probe: EX3DV4 – SN7382; ConvF(8.31, 8.31, 8.31); Calibrated: 26/10/2016
- Sensor-Surface: 4mm (Mechanical Surface Detection)
- Electronics: DAE – SN772; Calibrated: 25/10/2016
- Phantom: TWIN SAM; Type: Twin SAM V5.0; Serial: 1909
- Measurement SW: DASY4, V4.5 Build 19; Postprocessing SW: SEMCAD, V1.8 Build 145

Body Back/GSM 1900 Mid/Area Scan (101x121x1): Measurement grid: dx=10mm, dy=10mm
Maximum value of SAR (interpolated) = 0.261 mW/g

Body Back/GSM 1900 Mid/Zoom Scan (7x7x7)/Cube 0: Measurement grid: dx=5mm, dy=5mm, dz=5mm
Reference Value = 11.6 V/m; Power Drift = -0.358 dB
Peak SAR (extrapolated) = 0.449 W/kg
SAR(1 g) = 0.236 mW/g; SAR(10 g) = 0.128 mW/g
Maximum value of SAR (measured) = 0.256 mW/g

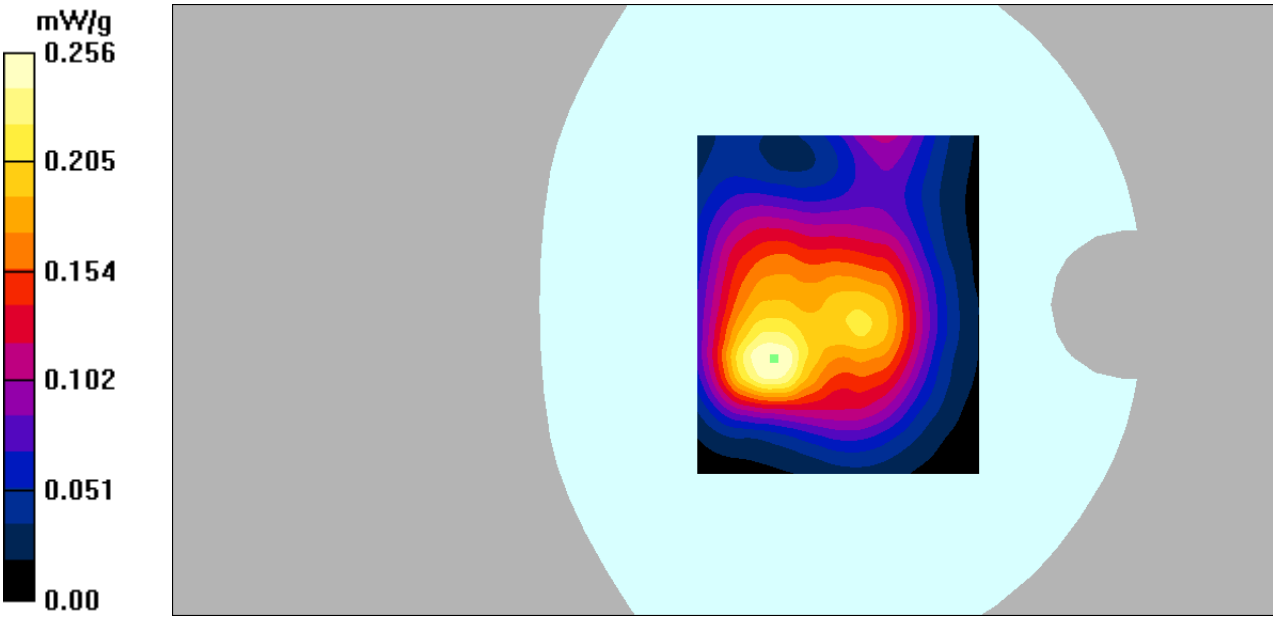

DUT: Smartphone; Type: AM509;

Communication System: GPRS bands -2slots; Frequency: 1880 MHz;Duty Cycle: 1:4
Medium parameters used: f = 1880 MHz; σ = 1.53 mho/m; ε_r = 52.81; ρ = 1000 kg/m^3
Phantom section: Flat Section

DASY4 Configuration:
- Probe: EX3DV4 – SN7382; ConvF(8.31, 8.31, 8.31); Calibrated: 26/10/2016
- Sensor-Surface: 4mm (Mechanical Surface Detection)
- Electronics: DAE – SN772; Calibrated: 25/10/2016
- Phantom: TWIN SAM; Type: Twin SAM V5.0; Serial: 1909
- Measurement SW: DASY4, V4.5 Build 19; Postprocessing SW: SEMCAD, V1.8 Build 145

Body Left/GSM 1900 Mid/Area Scan (101x121x1): Measurement grid: dx=10mm, dy=10mm
Maximum value of SAR (interpolated) = 0.071 mW/g

Body Left/GSM 1900 Mid/Zoom Scan (7x7x7)/Cube 0: Measurement grid: dx=5mm, dy=5mm, dz=5mm
Reference Value = 3.68 V/m; Power Drift = -0.695 dB
Peak SAR (extrapolated) = 0.120 W/kg
SAR(1 g) = 0.064 mW/g; SAR(10 g) = 0.036 mW/g
Maximum value of SAR (measured) = 0.069 mW/g

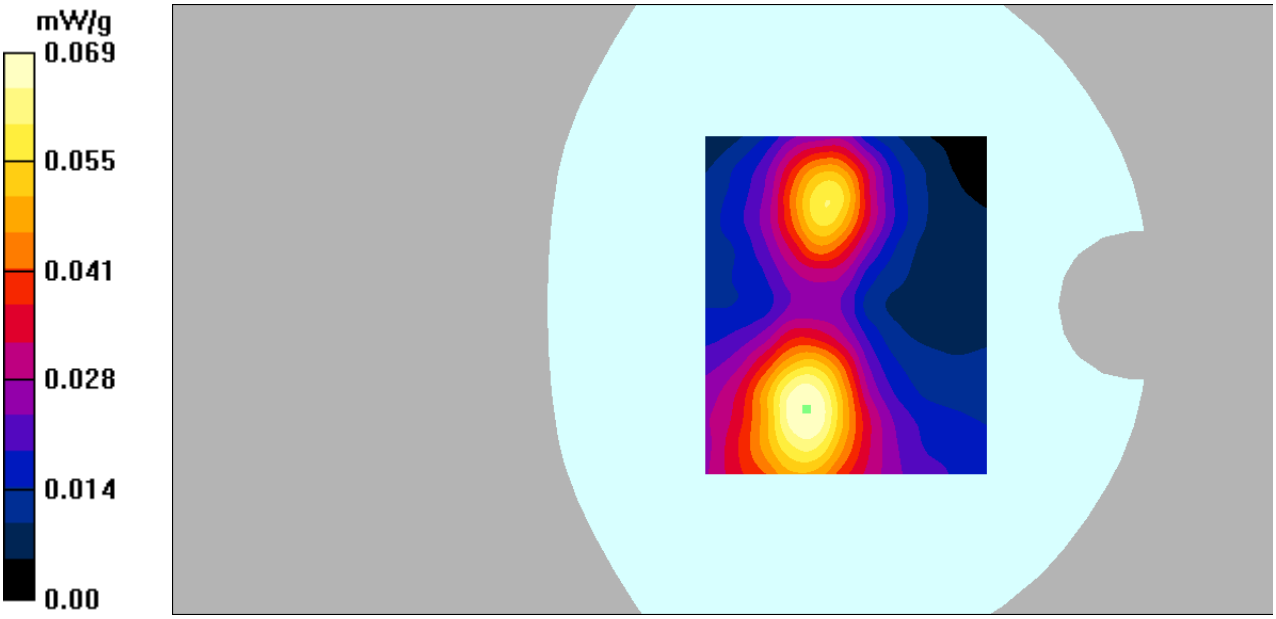

DUT: Smartphone; Type: AM509;

Communication System: GPRS bands -2slots; Frequency: 1880 MHz;Duty Cycle: 1:4
Medium parameters used: f = 1880 MHz; σ = 1.53 mho/m; ε_r = 52.81; ρ = 1000 kg/m^3
Phantom section: Flat Section

DASY4 Configuration:
- Probe: EX3DV4 – SN7382; ConvF(8.31, 8.31, 8.31); Calibrated: 26/10/2016
- Sensor-Surface: 4mm (Mechanical Surface Detection)
- Electronics: DAE – SN772; Calibrated: 25/10/2016
- Phantom: TWIN SAM; Type: Twin SAM V5.0; Serial: 1909
- Measurement SW: DASY4, V4.5 Build 19; Postprocessing SW: SEMCAD, V1.8 Build 145

Body Right/GSM 1900 Mid/Area Scan (101x101x1): Measurement grid: dx=10mm, dy=10mm
Maximum value of SAR (interpolated) = 0.094 mW/g

Body Right/GSM 1900 Mid/Zoom Scan (7x7x7)/Cube 0: Measurement grid: dx=5mm, dy=5mm, dz=5mm
Reference Value = 5.74 V/m; Power Drift = -0.330 dB
Peak SAR (extrapolated) = 0.155 W/kg
SAR(1 g) = 0.085 mW/g; SAR(10 g) = 0.047 mW/g
Maximum value of SAR (measured) = 0.092 mW/g

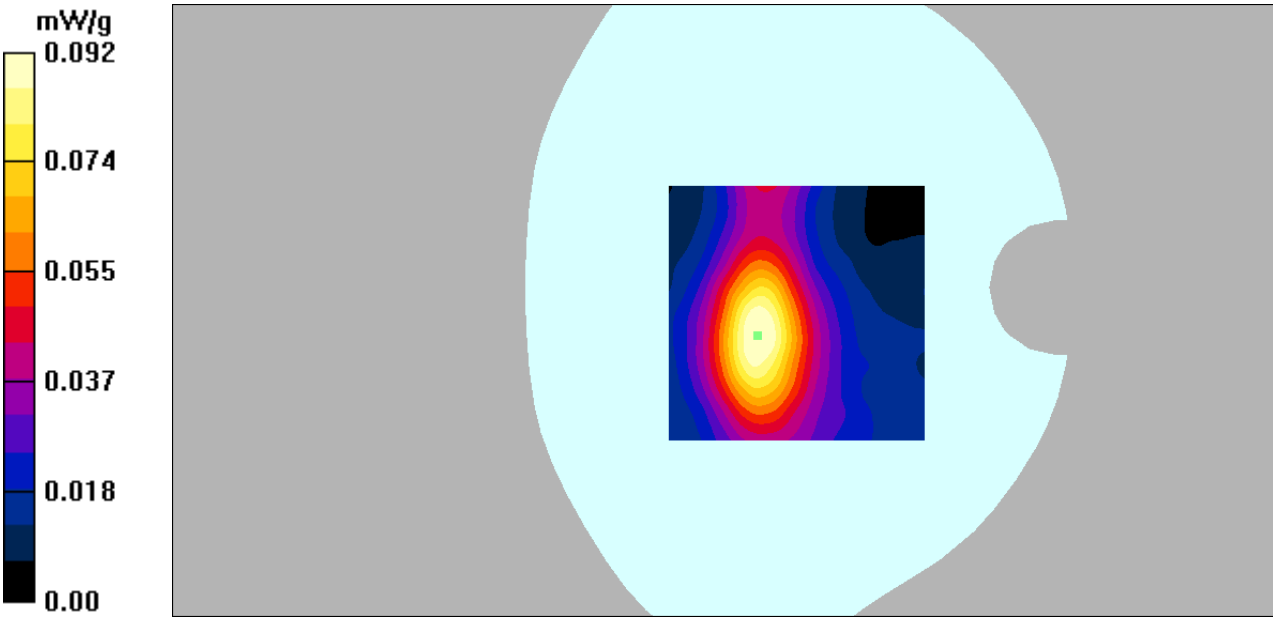

DUT: Smartphone; Type: AM509;

Communication System: GPRS bands -2slots; Frequency: 1880 MHz;Duty Cycle: 1:4
Medium parameters used: f = 1880 MHz; σ = 1.53 mho/m; ε_r = 52.81; ρ = 1000 kg/m^3
Phantom section: Flat Section

DASY4 Configuration:
- Probe: EX3DV4 – SN7382; ConvF(8.31, 8.31, 8.31); Calibrated: 26/10/2016
- Sensor-Surface: 4mm (Mechanical Surface Detection)
- Electronics: DAE – SN772; Calibrated: 25/10/2016
- Phantom: TWIN SAM; Type: Twin SAM V5.0; Serial: 1909
- Measurement SW: DASY4, V4.5 Build 19; Postprocessing SW: SEMCAD, V1.8 Build 145

Body Bottom/GSM 1900 Mid/Area Scan (101x101x1): Measurement grid: dx=10mm, dy=10mm
Maximum value of SAR (interpolated) = 0.272 mW/g

Body Bottom/GSM 1900 Mid/Zoom Scan (7x7x7)/Cube 0: Measurement grid: dx=5mm, dy=5mm, dz=5mm
Reference Value = 8.03 V/m; Power Drift = -0.00 dB
Peak SAR (extrapolated) = 0.471 W/kg
SAR(1 g) = 0.242 mW/g; SAR(10 g) = 0.126 mW/g
Maximum value of SAR (measured) = 0.270 mW/g

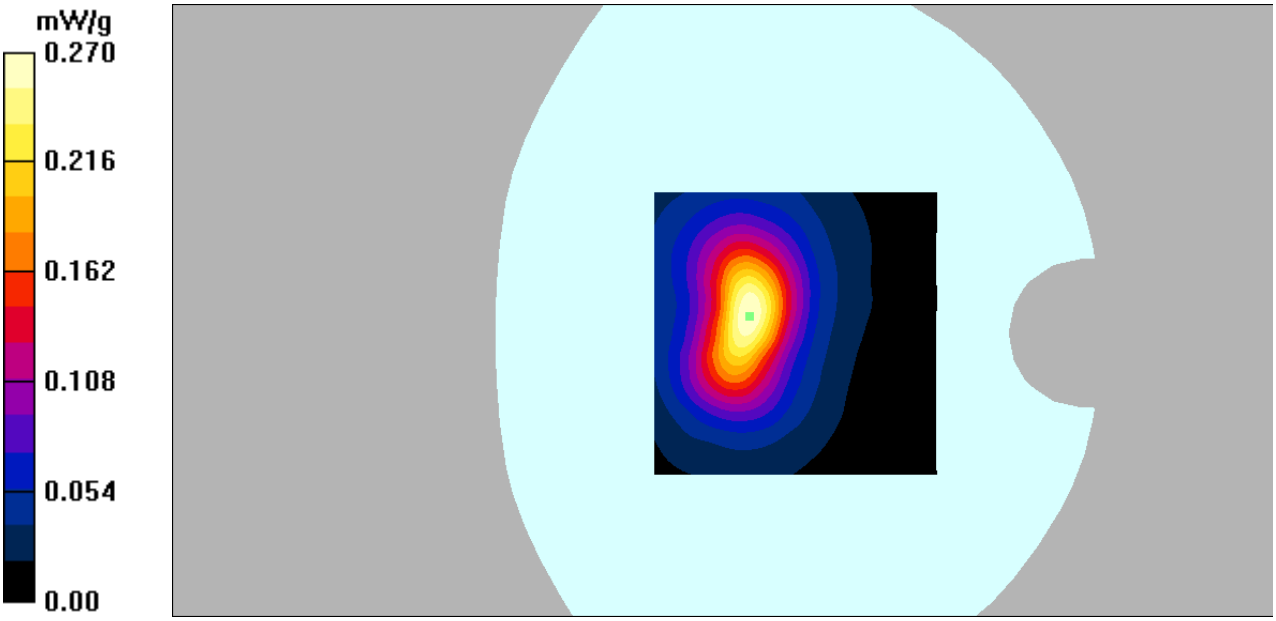

DUT: Smartphone; Type: AM509;

Communication System: 3G Bands; Frequency: 836.6 MHz;Duty Cycle: 1:1
Medium parameters used: f = 836.6 MHz; σ = 0.91 mho/m; ε_r = 41.51; ρ = 1000 kg/m^3
Phantom section: Left Section

DASY4 Configuration:
- Probe: EX3DV4 – SN7382; ConvF(10.50, 10.50, 10.50); Calibrated: 26/10/2016
- Sensor-Surface: 4mm (Mechanical Surface Detection)
- Electronics: DAE – SN772; Calibrated: 25/10/2016
- Phantom: TWIN SAM; Type: Twin SAM V5.0; Serial: 1909
- Measurement SW: DASY4, V4.5 Build 19; Postprocessing SW: SEMCAD, V1.8 Build 145

Left Cheek/WCDMA Band 5 Mid/Area Scan (101x121x1): Measurement grid: dx=10mm, dy=10mm
Maximum value of SAR (interpolated) = 0.183 mW/g

Left Cheek/WCDMA Band 5 Mid/Zoom Scan (7x7x7)/Cube 0: Measurement grid: dx=5mm, dy=5mm, dz=5mm
Reference Value = 7.43 V/m; Power Drift = 0.244 dB
Peak SAR (extrapolated) = 0.226 W/kg
SAR(1 g) = 0.185 mW/g; SAR(10 g) = 0.146 mW/g
Maximum value of SAR (measured) = 0.192 mW/g

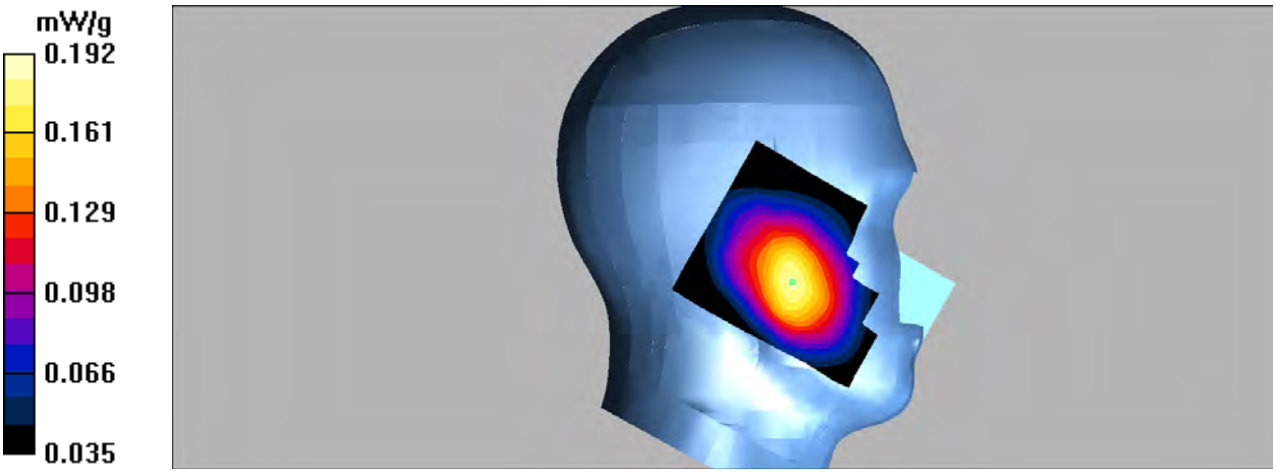

DUT: Smartphone; Type: AM509;

Communication System: 3G Bands; Frequency: 836.6 MHz;Duty Cycle: 1:1
Medium parameters used: f = 836.6 MHz; σ = 0.91 mho/m; ε_r = 41.51; ρ = 1000 kg/m^3
Phantom section: Left Section

DASY4 Configuration:
- Probe: EX3DV4 – SN7382; ConvF(10.50, 10.50, 10.50); Calibrated: 26/10/2016
- Sensor-Surface: 4mm (Mechanical Surface Detection)
- Electronics: DAE – SN772; Calibrated: 25/10/2016
- Phantom: TWIN SAM; Type: Twin SAM V5.0; Serial: 1909
- Measurement SW: DASY4, V4.5 Build 19; Postprocessing SW: SEMCAD, V1.8 Build 145

Left Tilt/WCDMA Band 5 Mid/Area Scan (101x121x1): Measurement grid: dx=10mm, dy=10mm
Maximum value of SAR (interpolated) = 0.117 mW/g

Left Tilt/WCDMA Band 5 Mid/Zoom Scan (7x7x7)/Cube 0: Measurement grid: dx=5mm, dy=5mm, dz=5mm
Reference Value = 8.74 V/m; Power Drift = 0.138 dB
Peak SAR (extrapolated) = 0.142 W/kg
SAR(1 g) = 0.115 mW/g; SAR(10 g) = 0.090 mW/g
Maximum value of SAR (measured) = 0.120 mW/g

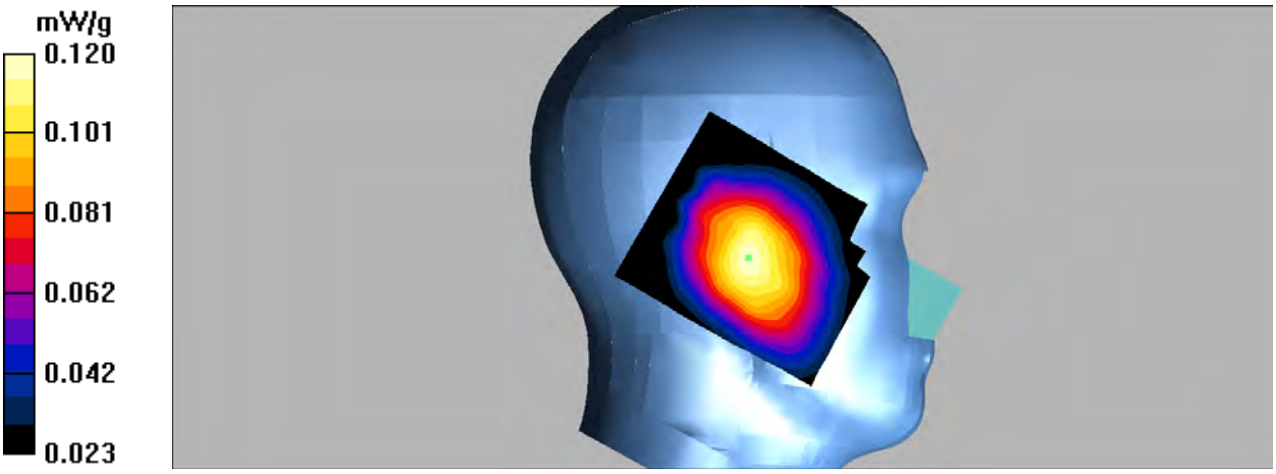

DUT: Smartphone; Type: AM509;

Communication System: 3G Bands; Frequency: 836.6 MHz;Duty Cycle: 1:1
Medium parameters used: f = 836.6 MHz; σ = 0.91 mho/m; ε_r = 41.51; ρ = 1000 kg/m^3
Phantom section: Right Section

DASY4 Configuration:
- Probe: EX3DV4 – SN7382; ConvF(10.50, 10.50, 10.50); Calibrated: 26/10/2016
- Sensor-Surface: 4mm (Mechanical Surface Detection)
- Electronics: DAE – SN772; Calibrated: 25/10/2016
- Phantom: TWIN SAM; Type: Twin SAM V5.0; Serial: 1909
- Measurement SW: DASY4, V4.5 Build 19; Postprocessing SW: SEMCAD, V1.8 Build 145

Right Cheek/WCDMA Band 5 Mid/Area Scan (101x121x1): Measurement grid: dx=10mm, dy=10mm
Maximum value of SAR (interpolated) = 0.066 mW/g

Right Cheek/WCDMA Band 5 Mid/Zoom Scan (7x7x7)/Cube 0: Measurement grid: dx=5mm, dy=5mm, dz=5mm
Reference Value = 4.14 V/m; Power Drift = -0.079 dB
Peak SAR (extrapolated) = 0.071 W/kg
SAR(1 g) = 0.060 mW/g; SAR(10 g) = 0.048 mW/g
Maximum value of SAR (measured) = 0.062 mW/g

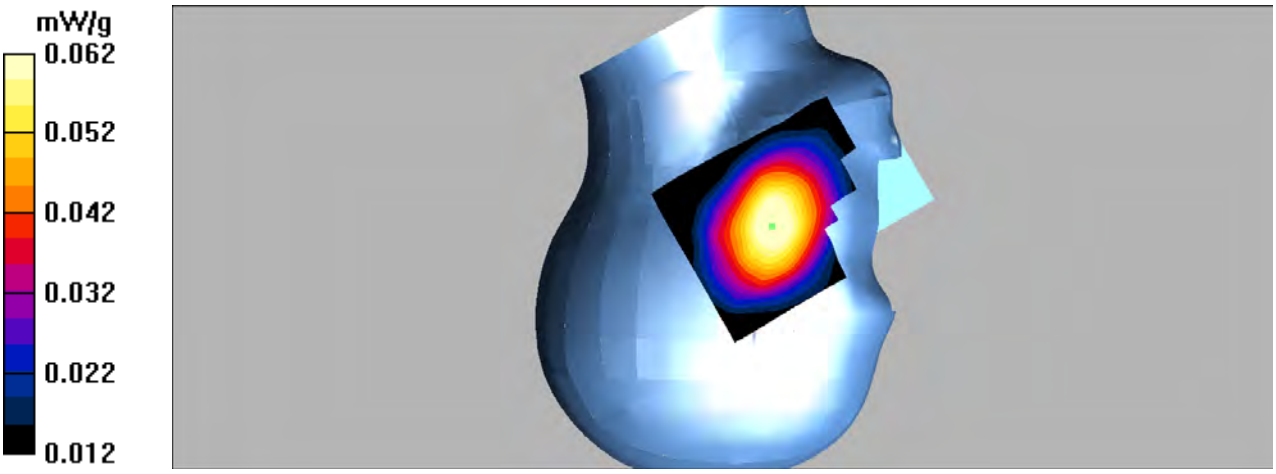

DUT: Smartphone; Type: AM509;

Communication System: 3G Bands; Frequency: 836.6 MHz;Duty Cycle: 1:1
Medium parameters used: f = 836.6 MHz; σ = 0.91 mho/m; ε_r = 41.51; ρ = 1000 kg/m^3
Phantom section: Right Section

DASY4 Configuration:
- Probe: EX3DV4 – SN7382; ConvF(10.50, 10.50, 10.50); Calibrated: 26/10/2016
- Sensor-Surface: 4mm (Mechanical Surface Detection)
- Electronics: DAE – SN772; Calibrated: 25/10/2016
- Phantom: TWIN SAM; Type: Twin SAM V5.0; Serial: 1909
- Measurement SW: DASY4, V4.5 Build 19; Postprocessing SW: SEMCAD, V1.8 Build 145

Right Tilt/WCDMA Band 5 Mid/Area Scan (101x121x1): Measurement grid: dx=10mm, dy=10mm
Maximum value of SAR (interpolated) = 0.050 mW/g

Right Tilt/WCDMA Band 5 Mid/Zoom Scan (7x7x7)/Cube 0: Measurement grid: dx=5mm, dy=5mm, dz=5mm
Reference Value = 6.09 V/m; Power Drift = -0.568 dB
Peak SAR (extrapolated) = 0.073 W/kg
SAR(1 g) = 0.058 mW/g; SAR(10 g) = 0.040 mW/g
Maximum value of SAR (measured) = 0.061 mW/g

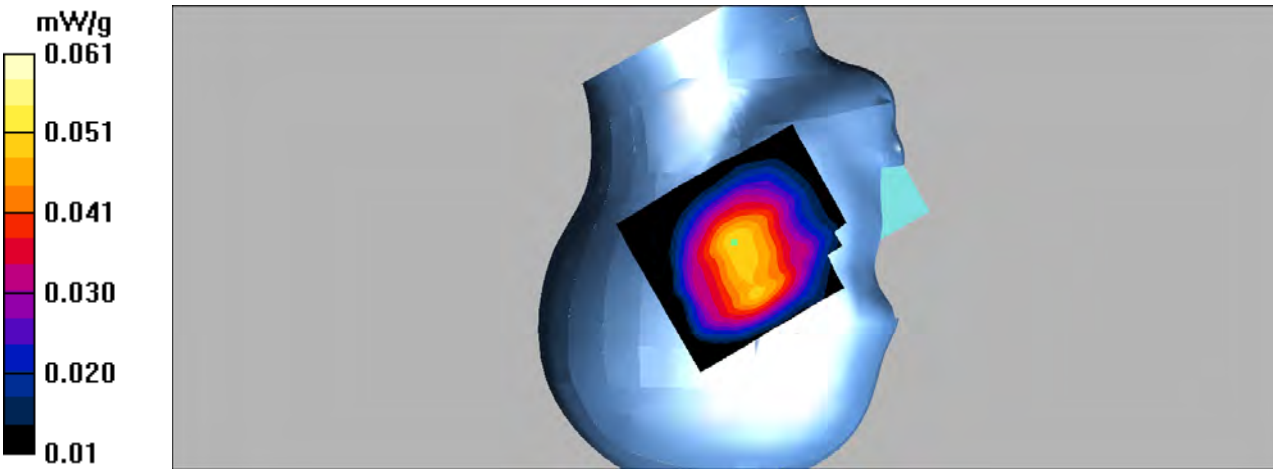

DUT: Smartphone; Type: AM509;

Communication System: 3G Bands; Frequency: 836.6 MHz;Duty Cycle: 1:1
Medium parameters used: f = 836.6 MHz; σ = 0.98 mho/m; ε_r = 55.57; ρ = 1000 kg/m^3
Phantom section: Flat Section

DASY4 Configuration:
- Probe: EX3DV4 – SN7382; ConvF(10.54, 10.54, 10.54); Calibrated: 26/10/2016
- Sensor-Surface: 4mm (Mechanical Surface Detection)
- Electronics: DAE – SN772; Calibrated: 25/10/2016
- Phantom: TWIN SAM; Type: Twin SAM V5.0; Serial: 1909
- Measurement SW: DASY4, V4.5 Build 19; Postprocessing SW: SEMCAD, V1.8 Build 145

Body Back/WCDMA Band 5 Mid/Area Scan (101x121x1): Measurement grid: dx=10mm, dy=10mm
Maximum value of SAR (interpolated) = 0.320 mW/g

Body Back/WCDMA Band 5 Mid/Zoom Scan (7x7x7)/Cube 0: Measurement grid: dx=5mm, dy=5mm, dz=5mm
Reference Value = 17.2 V/m; Power Drift = -1.00 dB
Peak SAR (extrapolated) = 0.424 W/kg
SAR(1 g) = 0.340 mW/g; SAR(10 g) = 0.252 mW/g
Maximum value of SAR (measured) = 0.357 mW/g

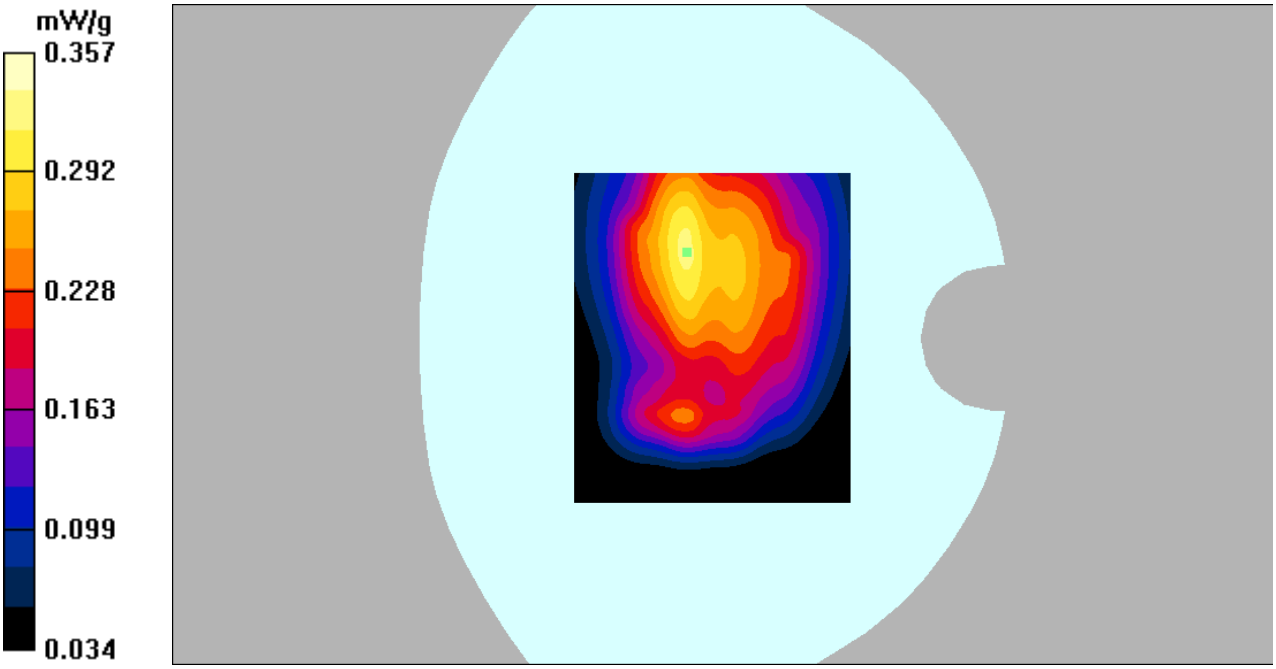

DUT: Smartphone; Type: AM509;

Communication System: 3G Bands; Frequency: 836.6 MHz;Duty Cycle: 1:1
Medium parameters used: f = 836.6 MHz; σ = 0.98 mho/m; ε_r = 55.57; ρ = 1000 kg/m^3
Phantom section: Flat Section

DASY4 Configuration:
- Probe: EX3DV4 – SN7382; ConvF(10.54, 10.54, 10.54); Calibrated: 26/10/2016
- Sensor-Surface: 4mm (Mechanical Surface Detection)
- Electronics: DAE – SN772; Calibrated: 25/10/2016
- Phantom: TWIN SAM; Type: Twin SAM V5.0; Serial: 1909
- Measurement SW: DASY4, V4.5 Build 19; Postprocessing SW: SEMCAD, V1.8 Build 145

Body Left/WCDMA Band 5 Mid/Area Scan (101x121x1): Measurement grid: dx=10mm, dy=10mm
Maximum value of SAR (interpolated) = 0.129 mW/g

Body Left/WCDMA Band 5 Mid/Zoom Scan (7x7x7)/Cube 0: Measurement grid: dx=5mm, dy=5mm, dz=5mm
Reference Value = 11.7 V/m; Power Drift = -0.873 dB
Peak SAR (extrapolated) = 0.162 W/kg
SAR(1 g) = 0.120 mW/g; SAR(10 g) = 0.086 mW/g
Maximum value of SAR (measured) = 0.128 mW/g

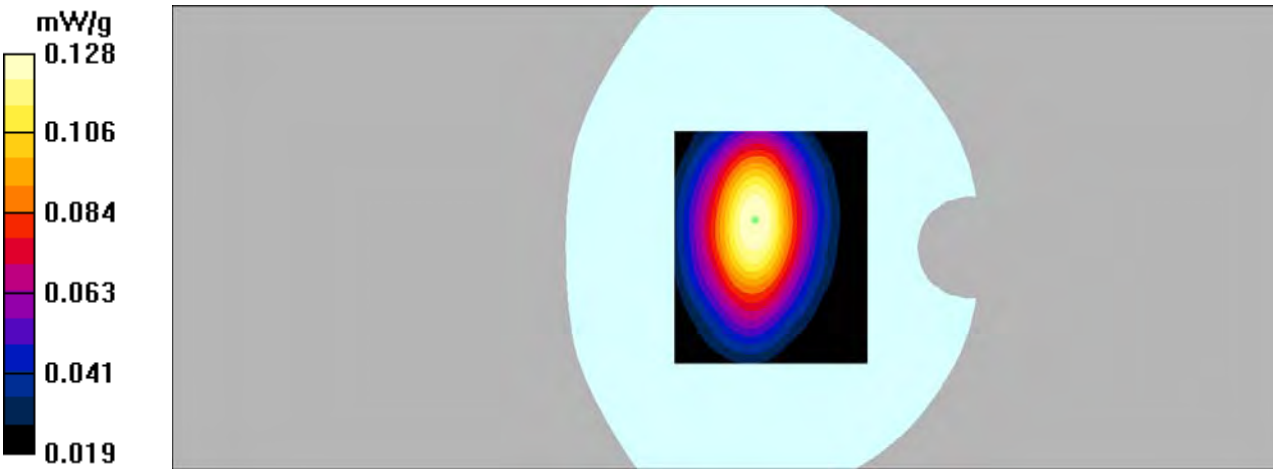

DUT: Smartphone; Type: AM509;

Communication System: 3G Bands; Frequency: 836.6 MHz;Duty Cycle: 1:1
Medium parameters used: f = 836.6 MHz; σ = 0.98 mho/m; ε_r = 55.57; ρ = 1000 kg/m^3
Phantom section: Flat Section

DASY4 Configuration:
- Probe: EX3DV4 – SN7382; ConvF(10.54, 10.54, 10.54); Calibrated: 26/10/2016
- Sensor-Surface: 4mm (Mechanical Surface Detection)
- Electronics: DAE – SN772; Calibrated: 25/10/2016
- Phantom: TWIN SAM; Type: Twin SAM V5.0; Serial: 1909
- Measurement SW: DASY4, V4.5 Build 19; Postprocessing SW: SEMCAD, V1.8 Build 145

Body Right/WCDMA Band 5 Mid/Area Scan (101x121x1): Measurement grid: dx=10mm, dy=10mm
Maximum value of SAR (interpolated) = 0.087 mW/g

Body Right/WCDMA Band 5 Mid/Zoom Scan (7x7x7)/Cube 0: Measurement grid: dx=5mm, dy=5mm, dz=5mm
Reference Value = 7.11 V/m; Power Drift = 1.13 dB
Peak SAR (extrapolated) = 0.118 W/kg
SAR(1 g) = 0.086 mW/g; SAR(10 g) = 0.061 mW/g
Maximum value of SAR (measured) = 0.095 mW/g

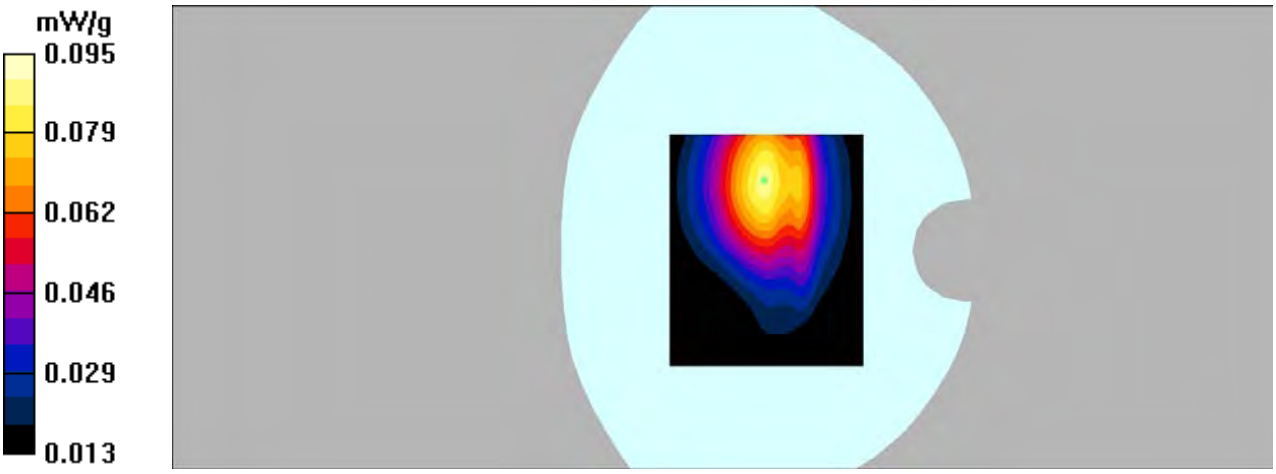

DUT: Smartphone; Type: AM509;

Communication System: 3G Bands; Frequency: 836.6 MHz;Duty Cycle: 1:1
Medium parameters used: f = 836.6 MHz; σ = 0.98 mho/m; ε_r = 55.57; ρ = 1000 kg/m^3
Phantom section: Flat Section

DASY4 Configuration:
- Probe: EX3DV4 – SN7382; ConvF(10.54, 10.54, 10.54); Calibrated: 26/10/2016
- Sensor-Surface: 4mm (Mechanical Surface Detection)
- Electronics: DAE – SN772; Calibrated: 25/10/2016
- Phantom: TWIN SAM; Type: Twin SAM V5.0; Serial: 1909
- Measurement SW: DASY4, V4.5 Build 19; Postprocessing SW: SEMCAD, V1.8 Build 145

Body Bottom/WCDMA Band 5 Mid/Area Scan (91x101x1): Measurement grid: dx=10mm, dy=10mm
Maximum value of SAR (interpolated) = 0.050 mW/g

Body Bottom/WCDMA Band 5 Mid/Zoom Scan (7x7x7)/Cube 0: Measurement grid: dx=5mm, dy=5mm, dz=5mm
Reference Value = 5.04 V/m; Power Drift = -0.931 dB
Peak SAR (extrapolated) = 0.112 W/kg
SAR(1 g) = 0.048 mW/g; SAR(10 g) = 0.024 mW/g
Maximum value of SAR (measured) = 0.053 mW/g



DUT: Smartphone; Type: AM509;

Communication System: 3G Bands; Frequency: 1880 MHz;Duty Cycle: 1:1
Medium parameters used: f = 1880 MHz; σ = 1.39 mho/m; ε_r = 39.85; ρ = 1000 kg/m^3
Phantom section: Left Section

DASY4 Configuration:
- Probe: EX3DV4 – SN7382; ConvF(8.71, 8.71, 8.71); Calibrated: 26/10/2016
- Sensor-Surface: 4mm (Mechanical Surface Detection)
- Electronics: DAE – SN772; Calibrated: 25/10/2016
- Phantom: TWIN SAM; Type: Twin SAM V5.0; Serial: 1909
- Measurement SW: DASY4, V4.5 Build 19; Postprocessing SW: SEMCAD, V1.8 Build 145

Left Cheek/WCDMA Band 2 Mid/Area Scan (101x121x1): Measurement grid: dx=10mm, dy=10mm
Maximum value of SAR (interpolated) = 0.074 mW/g

Left Cheek/WCDMA Band 2 Mid/Zoom Scan (7x7x7)/Cube 0: Measurement grid: dx=5mm, dy=5mm, dz=5mm
Reference Value = 3.00 V/m; Power Drift = 0.215 dB
Peak SAR (extrapolated) = 0.099 W/kg
SAR(1 g) = 0.064 mW/g; SAR(10 g) = 0.040 mW/g
Maximum value of SAR (measured) = 0.069 mW/g

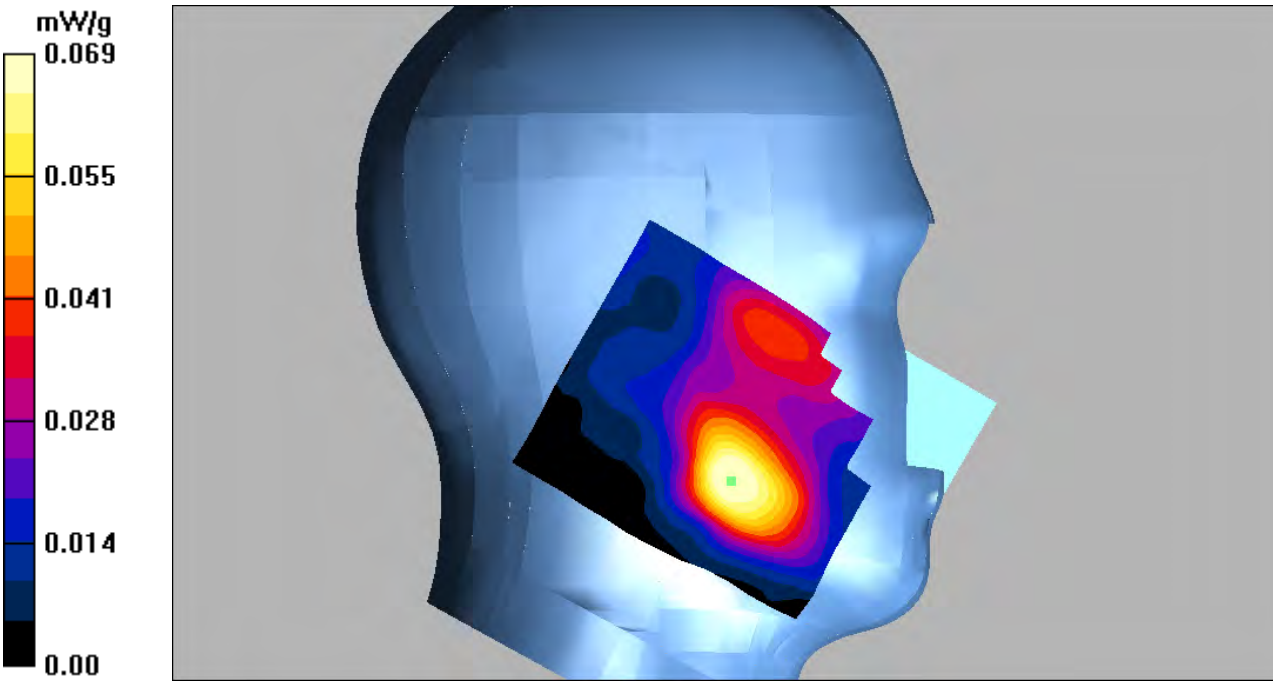

DUT: Smartphone; Type: AM509;

Communication System: 3G Bands; Frequency: 1880 MHz;Duty Cycle: 1:1
Medium parameters used: f = 1880 MHz; σ = 1.39 mho/m; ε_r = 39.85; ρ = 1000 kg/m^3
Phantom section: Left Section

DASY4 Configuration:
- Probe: EX3DV4 – SN7382; ConvF(8.71, 8.71, 8.71); Calibrated: 26/10/2016
- Sensor-Surface: 4mm (Mechanical Surface Detection)
- Electronics: DAE – SN772; Calibrated: 25/10/2016
- Phantom: TWIN SAM; Type: Twin SAM V5.0; Serial: 1909
- Measurement SW: DASY4, V4.5 Build 19; Postprocessing SW: SEMCAD, V1.8 Build 145

Left Tilt/WCDMA Band 2 Mid/Area Scan (101x121x1): Measurement grid: dx=10mm, dy=10mm
Maximum value of SAR (interpolated) = 0.031 mW/g

Left Tilt/WCDMA Band 2 Mid/Zoom Scan (7x7x7)/Cube 0: Measurement grid: dx=5mm, dy=5mm, dz=5mm
Reference Value = 3.64 V/m; Power Drift = -0.073 dB
Peak SAR (extrapolated) = 0.049 W/kg
SAR(1 g) = 0.027 mW/g; SAR(10 g) = 0.016 mW/g
Maximum value of SAR (measured) = 0.029 mW/g

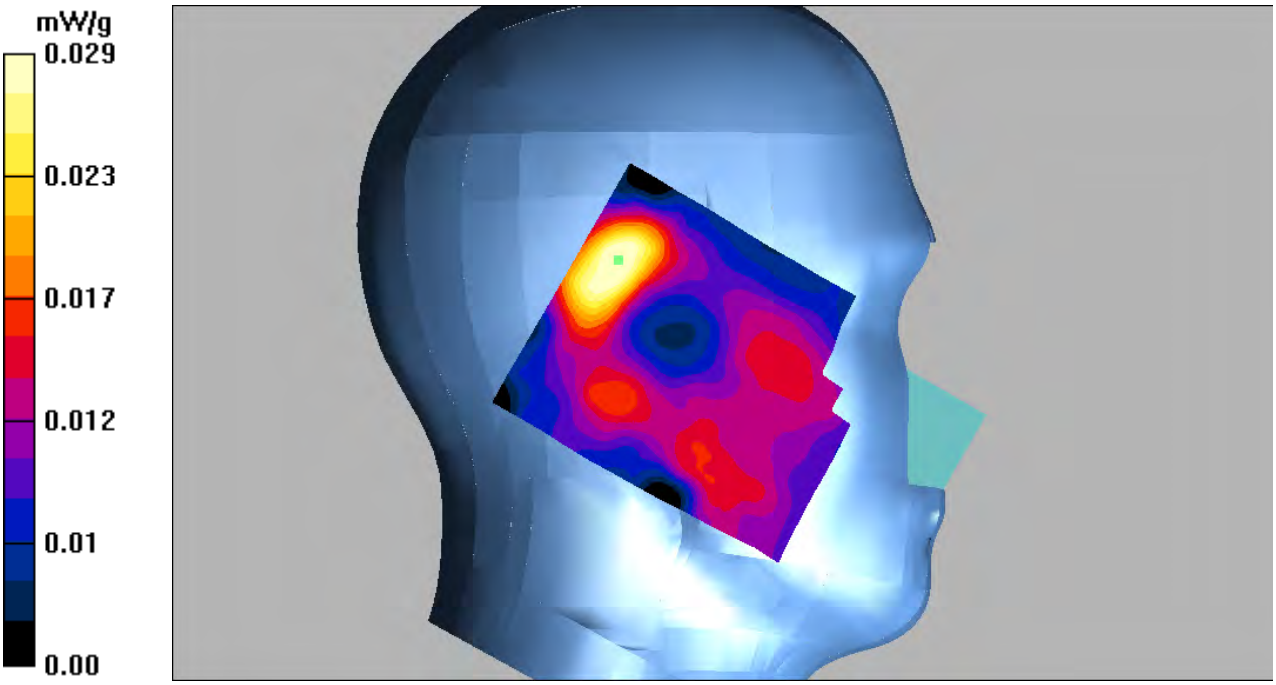

DUT: Smartphone; Type: AM509;

Communication System: 3G Bands; Frequency: 1880 MHz;Duty Cycle: 1:1
Medium parameters used: f = 1880 MHz; σ = 1.39 mho/m; ε_r = 39.85; ρ = 1000 kg/m^3
Phantom section: Right Section

DASY4 Configuration:
- Probe: EX3DV4 – SN7382; ConvF(8.71, 8.71, 8.71); Calibrated: 26/10/2016
- Sensor-Surface: 4mm (Mechanical Surface Detection)
- Electronics: DAE – SN772; Calibrated: 25/10/2016
- Phantom: TWIN SAM; Type: Twin SAM V5.0; Serial: 1909
- Measurement SW: DASY4, V4.5 Build 19; Postprocessing SW: SEMCAD, V1.8 Build 145

Right Cheek/WCDMA Band 2 Mid/Area Scan (101x121x1): Measurement grid: dx=10mm, dy=10mm
Maximum value of SAR (interpolated) = 0.118 mW/g

Right Cheek/WCDMA Band 2 Mid/Zoom Scan (7x7x7)/Cube 0: Measurement grid: dx=5mm, dy=5mm, dz=5mm
Reference Value = 3.15 V/m; Power Drift = -0.261 dB
Peak SAR (extrapolated) = 0.161 W/kg
SAR(1 g) = 0.105 mW/g; SAR(10 g) = 0.066 mW/g
Maximum value of SAR (measured) = 0.114 mW/g

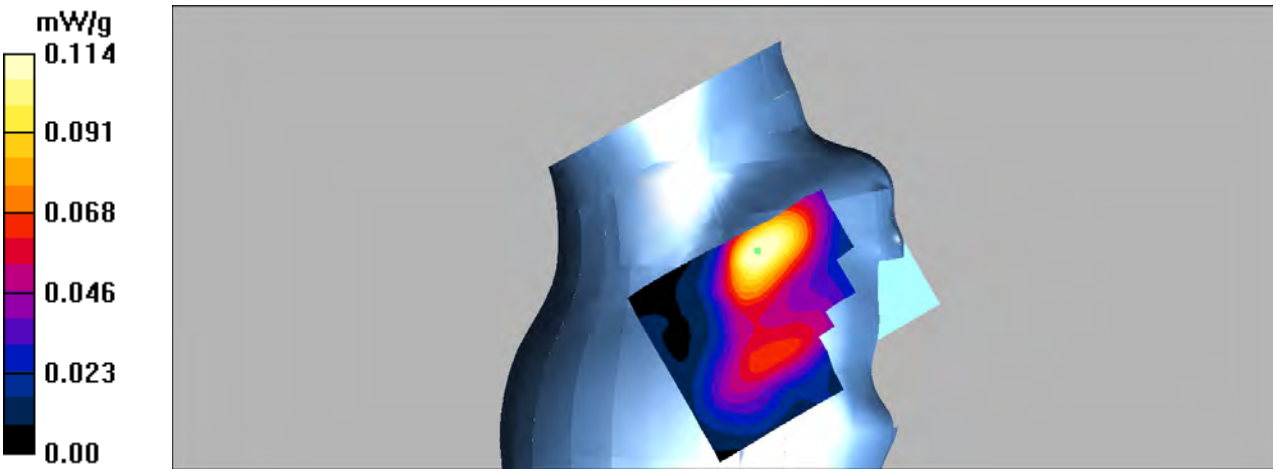

DUT: Smartphone; Type: AM509;

Communication System: 3G Bands; Frequency: 1880 MHz;Duty Cycle: 1:1
Medium parameters used: f = 1880 MHz; σ = 1.39 mho/m; ε_r = 39.85; ρ = 1000 kg/m^3
Phantom section: Right Section

DASY4 Configuration:
- Probe: EX3DV4 – SN7382; ConvF(8.71, 8.71, 8.71); Calibrated: 26/10/2016
- Sensor-Surface: 4mm (Mechanical Surface Detection)
- Electronics: DAE – SN772; Calibrated: 25/10/2016
- Phantom: TWIN SAM; Type: Twin SAM V5.0; Serial: 1909
- Measurement SW: DASY4, V4.5 Build 19; Postprocessing SW: SEMCAD, V1.8 Build 145

Right Tilt/WCDMA Band 2 Mid/Area Scan (101x121x1): Measurement grid: dx=10mm, dy=10mm
Maximum value of SAR (interpolated) = 0.061 mW/g

Right Tilt/WCDMA Band 2 Mid/Zoom Scan (7x7x7)/Cube 0: Measurement grid: dx=5mm, dy=5mm, dz=5mm
Reference Value = 5.14 V/m; Power Drift = 0.120 dB
Peak SAR (extrapolated) = 0.091 W/kg
SAR(1 g) = 0.056 mW/g; SAR(10 g) = 0.033 mW/g
Maximum value of SAR (measured) = 0.061 mW/g

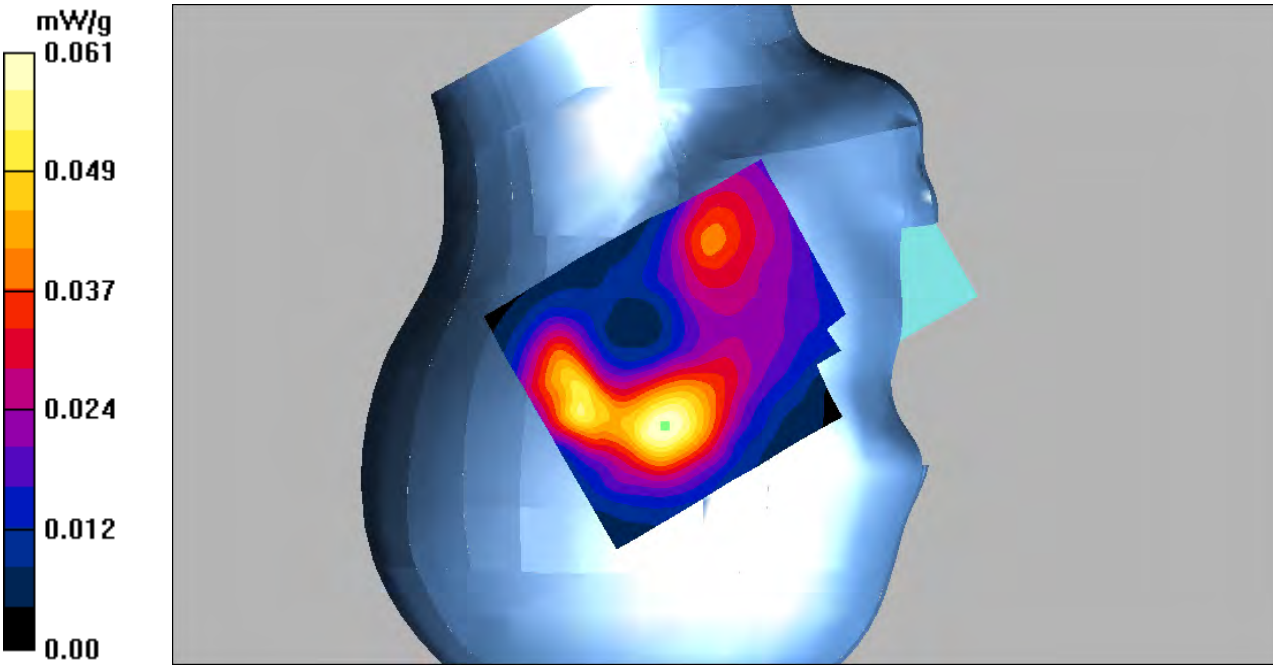

DUT: Smartphone; Type: AM509;

Communication System: 3G Bands; Frequency: 1880 MHz;Duty Cycle: 1:1
Medium parameters used: f = 1880 MHz; σ = 1.53 mho/m; ε_r = 52.81; ρ = 1000 kg/m^3
Phantom section: Flat Section

DASY4 Configuration:
- Probe: EX3DV4 – SN7382; ConvF(8.31, 8.31, 8.31); Calibrated: 26/10/2016
- Sensor-Surface: 4mm (Mechanical Surface Detection)
- Electronics: DAE – SN772; Calibrated: 25/10/2016
- Phantom: TWIN SAM; Type: Twin SAM V5.0; Serial: 1909
- Measurement SW: DASY4, V4.5 Build 19; Postprocessing SW: SEMCAD, V1.8 Build 145

Body Back/WCDMA Band 2 Mid/Area Scan (101x121x1): Measurement grid: dx=10mm, dy=10mm
Maximum value of SAR (interpolated) = 0.338 mW/g

Body Back/WCDMA Band 2 Mid/Zoom Scan (7x7x7)/Cube 0: Measurement grid: dx=5mm, dy=5mm, dz=5mm
Reference Value = 13.0 V/m; Power Drift = -0.176 dB
Peak SAR (extrapolated) = 0.590 W/kg
SAR(1 g) = 0.311 mW/g; SAR(10 g) = 0.169 mW/g
Maximum value of SAR (measured) = 0.342 mW/g

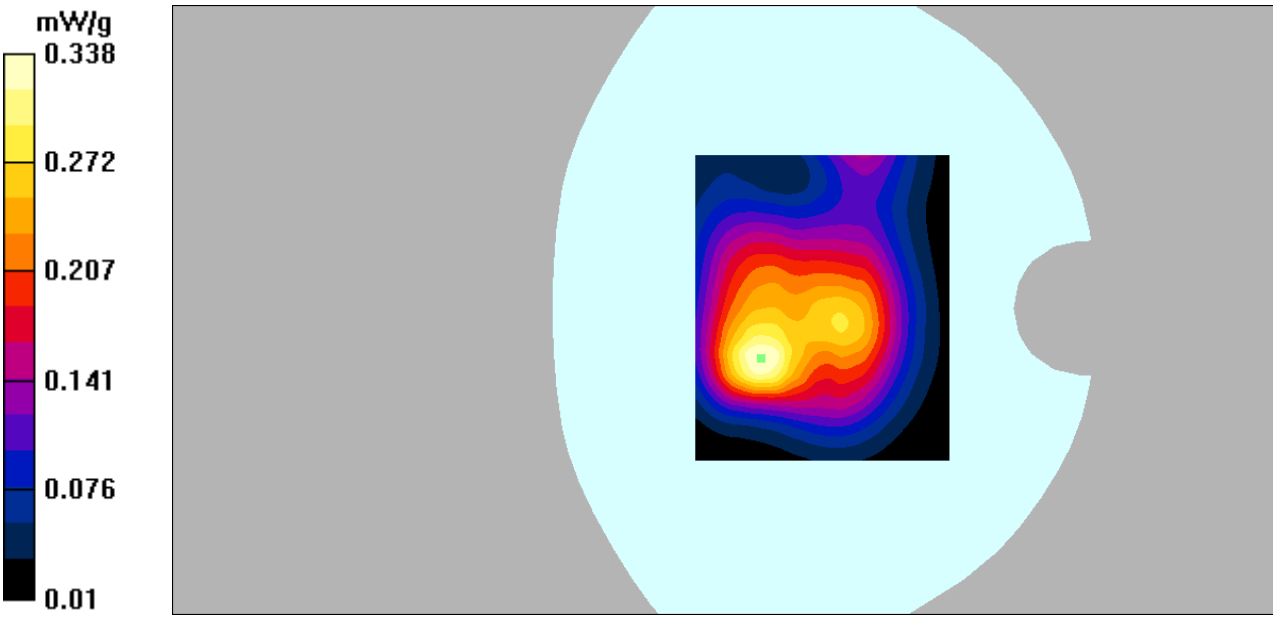

DUT: Smartphone; Type: AM509;

Communication System: 3G Bands; Frequency: 1880 MHz;Duty Cycle: 1:1
Medium parameters used: f = 1880 MHz; σ = 1.53 mho/m; ε_r = 52.81; ρ = 1000 kg/m^3
Phantom section: Flat Section

DASY4 Configuration:
- Probe: EX3DV4 – SN7382; ConvF(8.31, 8.31, 8.31); Calibrated: 26/10/2016
- Sensor-Surface: 4mm (Mechanical Surface Detection)
- Electronics: DAE – SN772; Calibrated: 25/10/2016
- Phantom: TWIN SAM; Type: Twin SAM V5.0; Serial: 1909
- Measurement SW: DASY4, V4.5 Build 19; Postprocessing SW: SEMCAD, V1.8 Build 145

Body Left/WCDMA Band 2 Mid/Area Scan (101x121x1): Measurement grid: dx=10mm, dy=10mm
Maximum value of SAR (interpolated) = 0.090 mW/g

Body Left/WCDMA Band 2 Mid/Zoom Scan (7x7x7)/Cube 0: Measurement grid: dx=5mm, dy=5mm, dz=5mm
Reference Value = 4.14 V/m; Power Drift = -0.485 dB
Peak SAR (extrapolated) = 0.155 W/kg
SAR(1 g) = 0.081 mW/g; SAR(10 g) = 0.046 mW/g
Maximum value of SAR (measured) = 0.087 mW/g

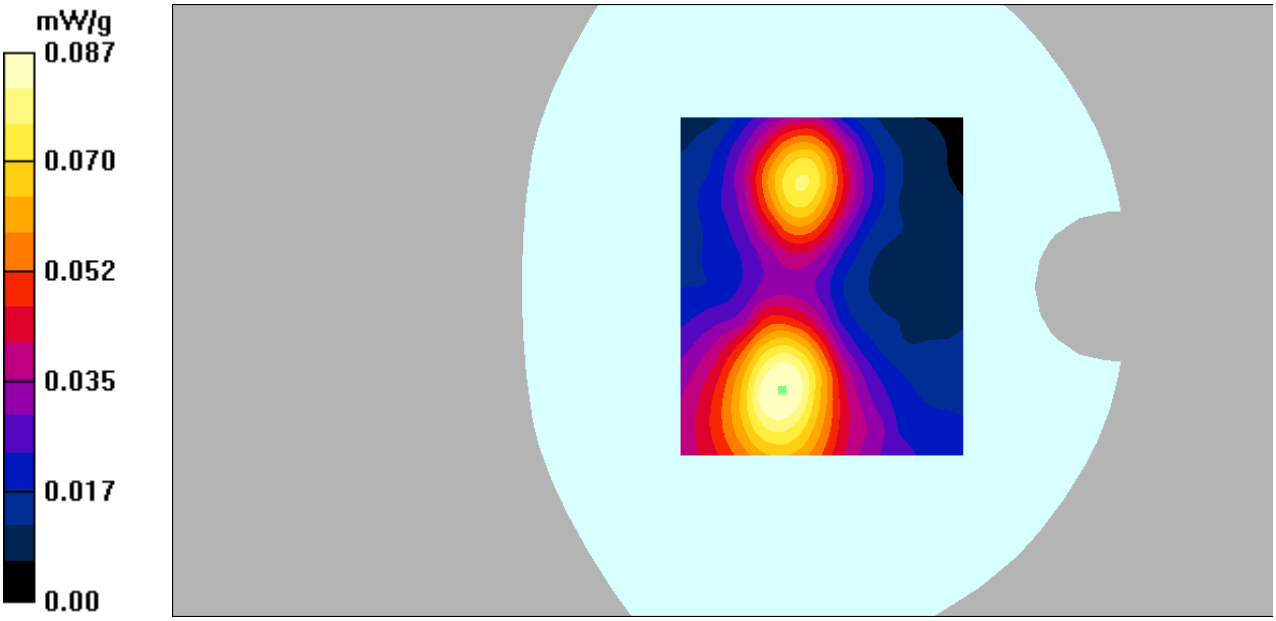

DUT: Smartphone; Type: AM509;

Communication System: 3G Bands; Frequency: 1880 MHz;Duty Cycle: 1:1
Medium parameters used: f = 1880 MHz; σ = 1.53 mho/m; ε_r = 52.81; ρ = 1000 kg/m^3
Phantom section: Flat Section

DASY4 Configuration:
- Probe: EX3DV4 – SN7382; ConvF(8.31, 8.31, 8.31); Calibrated: 26/10/2016
- Sensor-Surface: 4mm (Mechanical Surface Detection)
- Electronics: DAE – SN772; Calibrated: 25/10/2016
- Phantom: TWIN SAM; Type: Twin SAM V5.0; Serial: 1909
- Measurement SW: DASY4, V4.5 Build 19; Postprocessing SW: SEMCAD, V1.8 Build 145

Body Right/WCDMA Band 2 Mid/Area Scan (101x121x1): Measurement grid: dx=10mm, dy=10mm
Maximum value of SAR (interpolated) = 0.132 mW/g

Body Right/WCDMA Band 2 Mid/Zoom Scan (7x7x7)/Cube 0: Measurement grid: dx=5mm, dy=5mm, dz=5mm
Reference Value = 6.81 V/m; Power Drift = 0.162 dB
Peak SAR (extrapolated) = 0.227 W/kg
SAR(1 g) = 0.119 mW/g; SAR(10 g) = 0.066 mW/g
Maximum value of SAR (measured) = 0.130 mW/g

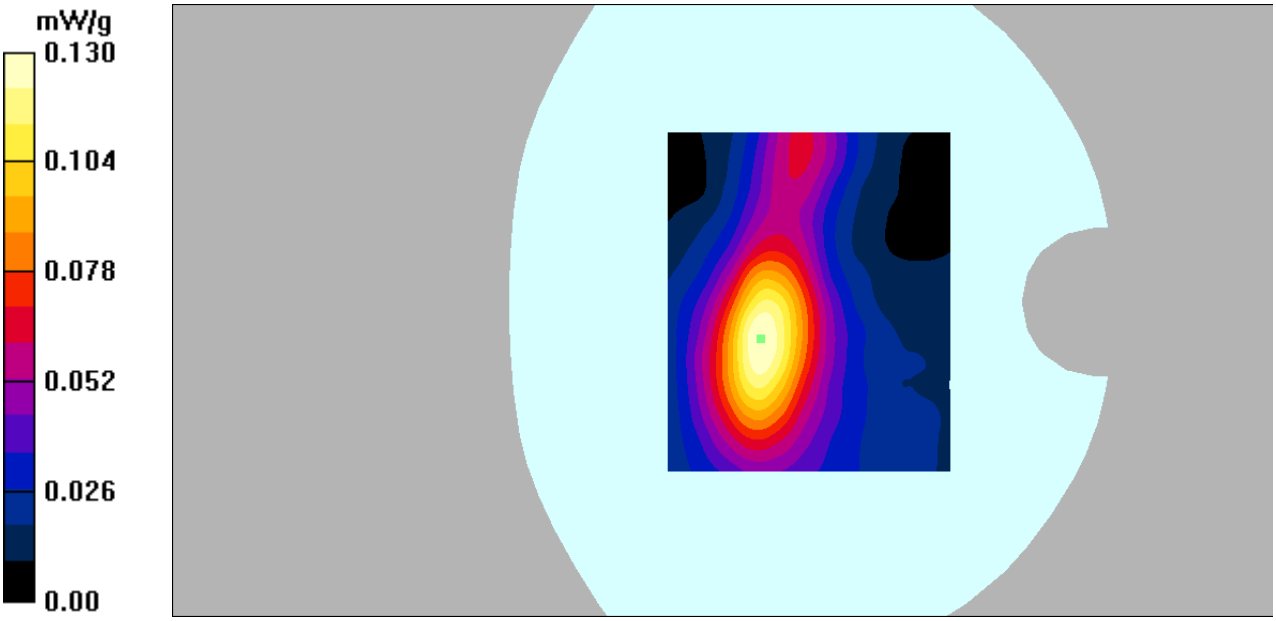

DUT: Smartphone; Type: AM509;

Communication System: 3G Bands; Frequency: 1880 MHz;Duty Cycle: 1:1
Medium parameters used: f = 1880 MHz; σ = 1.53 mho/m; ε_r = 52.81; ρ = 1000 kg/m^3
Phantom section: Flat Section

DASY4 Configuration:
- Probe: EX3DV4 – SN7382; ConvF(8.31, 8.31, 8.31); Calibrated: 26/10/2016
- Sensor-Surface: 4mm (Mechanical Surface Detection)
- Electronics: DAE – SN772; Calibrated: 25/10/2016
- Phantom: TWIN SAM; Type: Twin SAM V5.0; Serial: 1909
- Measurement SW: DASY4, V4.5 Build 19; Postprocessing SW: SEMCAD, V1.8 Build 145

Body Bottom/WCDMA Band 2 Mid/Area Scan (101x101x1): Measurement grid: dx=10mm, dy=10mm
Maximum value of SAR (interpolated) = 0.325 mW/g

Body Bottom/WCDMA Band 2 Mid/Zoom Scan (7x7x7)/Cube 0: Measurement grid: dx=5mm, dy=5mm, dz=5mm
Reference Value = 12.3 V/m; Power Drift = 0.199 dB
Peak SAR (extrapolated) = 0.563 W/kg
SAR(1 g) = 0.292 mW/g; SAR(10 g) = 0.153 mW/g
Maximum value of SAR (measured) = 0.322 mW/g

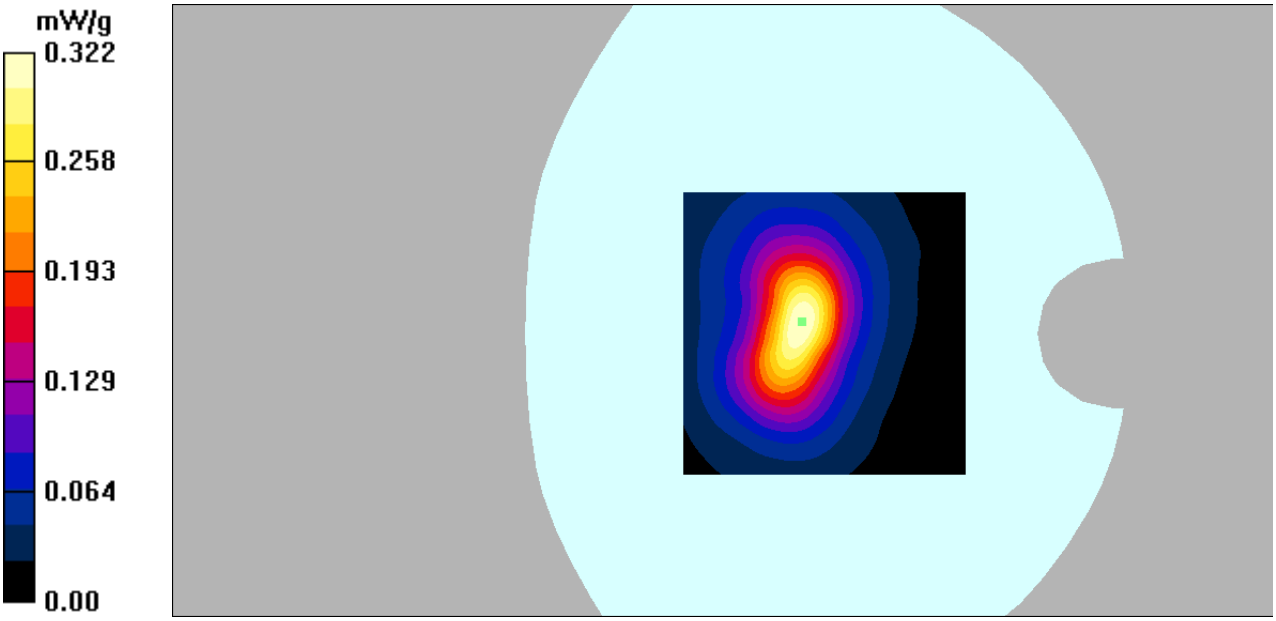

DUT: Smartphone; Type: AM509;

Communication System: LTE FDD Bands; Frequency: 1745 MHz;Duty Cycle: 1:1
Medium parameters used: f = 1745 MHz; σ = 1.4 mho/m; ε_r = 40.37; ρ = 1000 kg/m^3
Phantom section: Left Section

DASY4 Configuration:
- Probe: EX3DV4 – SN7382; ConvF(9.06, 9.06, 9.06); Calibrated: 26/10/2016
- Sensor-Surface: 4mm (Mechanical Surface Detection)
- Electronics: DAE – SN772; Calibrated: 25/10/2016
- Phantom: TWIN SAM; Type: Twin SAM V5.0; Serial: 1909
- Measurement SW: DASY4, V4.5 Build 19; Postprocessing SW: SEMCAD, V1.8 Build 145

Left Cheek/LTE Band 4 1RB High/Area Scan (101x121x1): Measurement grid: dx=10mm, dy=10mm
Maximum value of SAR (interpolated) = 0.295 mW/g

Left Cheek/LTE Band 4 1RB High/Zoom Scan (7x7x7)/Cube 0: Measurement grid: dx=5mm, dy=5mm, dz=5mm
Reference Value = 5.01 V/m; Power Drift = 0.330 dB
Peak SAR (extrapolated) = 0.403 W/kg
SAR(1 g) = 0.269 mW/g; SAR(10 g) = 0.169 mW/g
Maximum value of SAR (measured) = 0.289 mW/g

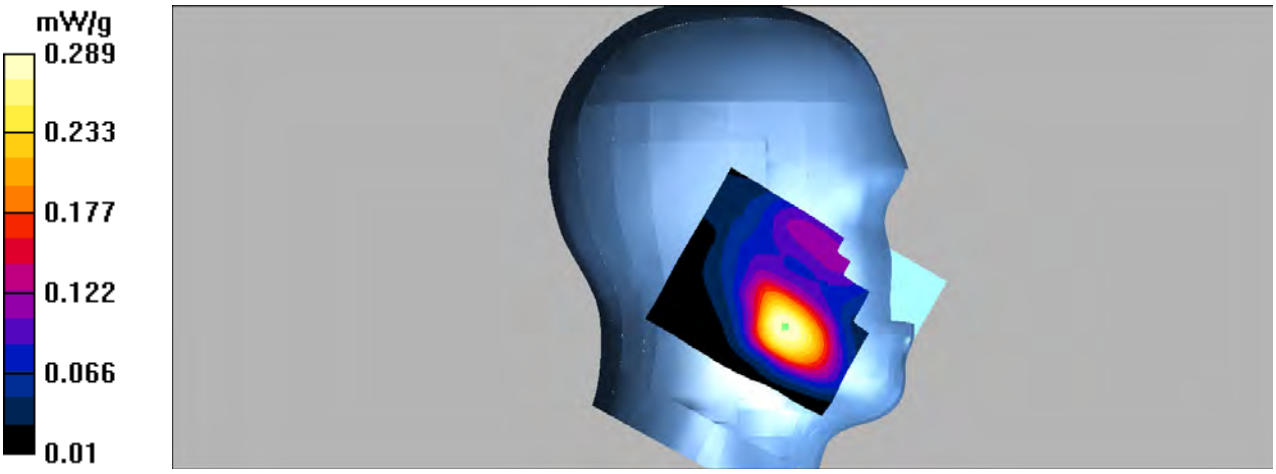

DUT: Smartphone; Type: AM509;

Communication System: LTE FDD Bands; Frequency: 1720 MHz;Duty Cycle: 1:1
Medium parameters used: f = 1720 MHz; σ = 1.36 mho/m; ε_r = 40.08; ρ = 1000 kg/m^3
Phantom section: Left Section

DASY4 Configuration:
- Probe: EX3DV4 – SN7382; ConvF(9.06, 9.06, 9.06); Calibrated: 26/10/2016
- Sensor-Surface: 4mm (Mechanical Surface Detection)
- Electronics: DAE – SN772; Calibrated: 25/10/2016
- Phantom: TWIN SAM; Type: Twin SAM V5.0; Serial: 1909
- Measurement SW: DASY4, V4.5 Build 19; Postprocessing SW: SEMCAD, V1.8 Build 145

Left Cheek/LTE Band 4 50RB Low/Area Scan (101x121x1): Measurement grid: dx=10mm, dy=10mm
Maximum value of SAR (interpolated) = 0.302 mW/g

Left Cheek/LTE Band 4 50RB Low/Zoom Scan (7x7x7)/Cube 0: Measurement grid: dx=5mm, dy=5mm, dz=5mm
Reference Value = 4.95 V/m; Power Drift = 0.189 dB
Peak SAR (extrapolated) = 0.404 W/kg
SAR(1 g) = 0.275 mW/g; SAR(10 g) = 0.175 mW/g
Maximum value of SAR (measured) = 0.297 mW/g

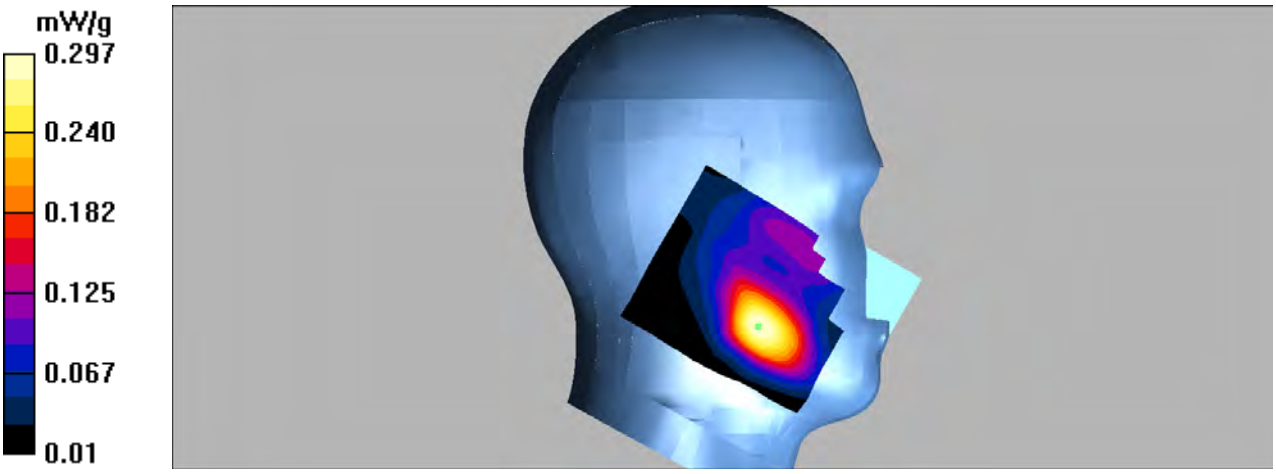

DUT: Smartphone; Type: AM509;

Communication System: LTE FDD Bands; Frequency: 1745 MHz;Duty Cycle: 1:1
Medium parameters used: f = 1745 MHz; σ = 1.4 mho/m; ε_r = 40.37; ρ = 1000 kg/m^3
Phantom section: Left Section

DASY4 Configuration:
- Probe: EX3DV4 – SN7382; ConvF(9.06, 9.06, 9.06); Calibrated: 26/10/2016
- Sensor-Surface: 4mm (Mechanical Surface Detection)
- Electronics: DAE – SN772; Calibrated: 25/10/2016
- Phantom: TWIN SAM; Type: Twin SAM V5.0; Serial: 1909
- Measurement SW: DASY4, V4.5 Build 19; Postprocessing SW: SEMCAD, V1.8 Build 145

Left Tillt/LTE Band 4 1RB High/Area Scan (101x121x1): Measurement grid: dx=10mm, dy=10mm
Maximum value of SAR (interpolated) = 0.122 mW/g

Left Tillt/LTE Band 4 1RB High/Zoom Scan (7x7x7)/Cube 0: Measurement grid: dx=5mm, dy=5mm, dz=5mm
Reference Value = 8.26 V/m; Power Drift = 0.327 dB
Peak SAR (extrapolated) = 0.174 W/kg
SAR(1 g) = 0.114 mW/g; SAR(10 g) = 0.071 mW/g
Maximum value of SAR (measured) = 0.124 mW/g

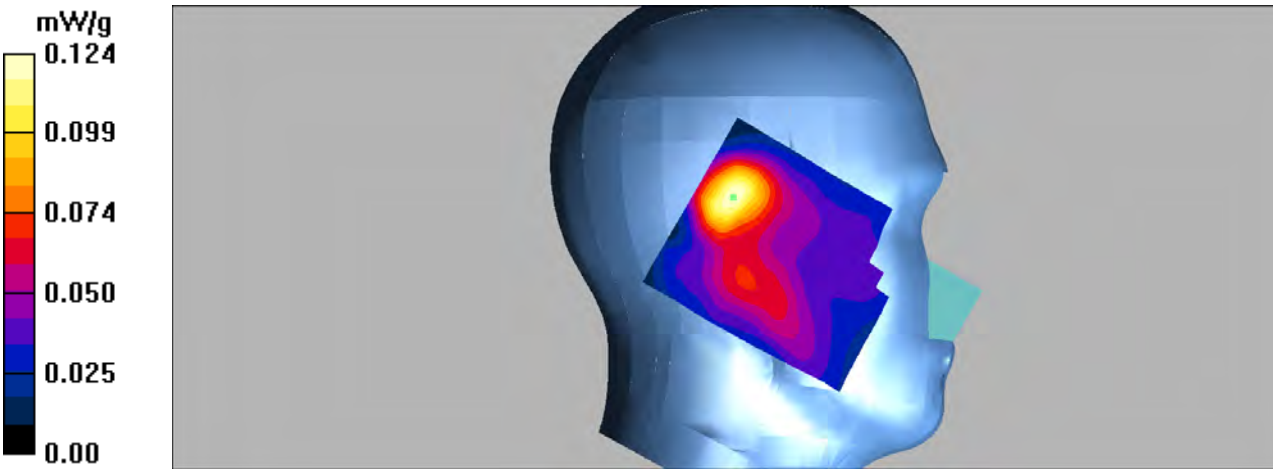

DUT: Smartphone; Type: AM509;

Communication System: LTE FDD Bands; Frequency: 1720 MHz;Duty Cycle: 1:1
Medium parameters used: f = 1720 MHz; σ = 1.36 mho/m; ε_r = 40.08; ρ = 1000 kg/m^3
Phantom section: Left Section

DASY4 Configuration:
- Probe: EX3DV4 – SN7382; ConvF(9.06, 9.06, 9.06); Calibrated: 26/10/2016
- Sensor-Surface: 4mm (Mechanical Surface Detection)
- Electronics: DAE – SN772; Calibrated: 25/10/2016
- Phantom: TWIN SAM; Type: Twin SAM V5.0; Serial: 1909
- Measurement SW: DASY4, V4.5 Build 19; Postprocessing SW: SEMCAD, V1.8 Build 145

Left Tilt/LTE Band 4 50RB Low/Area Scan (101x121x1): Measurement grid: dx=10mm, dy=10mm
Maximum value of SAR (interpolated) = 0.098 mW/g

Left Tilt/LTE Band 4 50RB Low/Zoom Scan (7x7x7)/Cube 0: Measurement grid: dx=5mm, dy=5mm, dz=5mm
Reference Value = 7.56 V/m; Power Drift = 0.075 dB
Peak SAR (extrapolated) = 0.138 W/kg
SAR(1 g) = 0.087 mW/g; SAR(10 g) = 0.054 mW/g
Maximum value of SAR (measured) = 0.096 mW/g

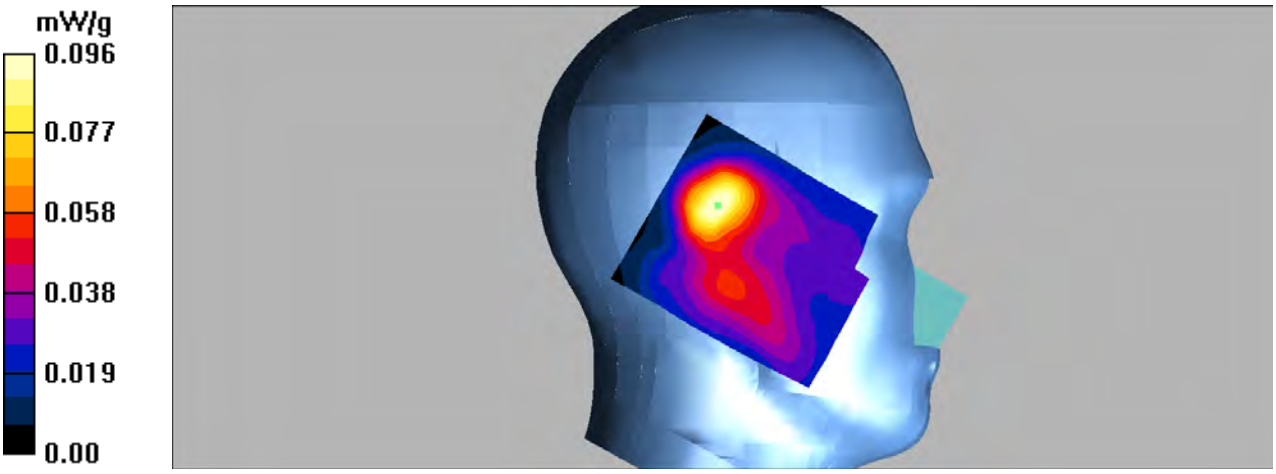

DUT: Smartphone; Type: AM509;

Communication System: LTE FDD Bands; Frequency: 1745 MHz;Duty Cycle: 1:1
Medium parameters used: f = 1745 MHz; σ = 1.4 mho/m; ε_r = 40.37; ρ = 1000 kg/m^3
Phantom section: Right Section

DASY4 Configuration:
- Probe: EX3DV4 – SN7382; ConvF(9.06, 9.06, 9.06); Calibrated: 26/10/2016
- Sensor-Surface: 4mm (Mechanical Surface Detection)
- Electronics: DAE – SN772; Calibrated: 25/10/2016
- Phantom: TWIN SAM; Type: Twin SAM V5.0; Serial: 1909
- Measurement SW: DASY4, V4.5 Build 19; Postprocessing SW: SEMCAD, V1.8 Build 145

Right Cheek/LTE Band 4 1RB High/Area Scan (101x121x1): Measurement grid: dx=10mm, dy=10mm
Maximum value of SAR (interpolated) = 0.363 mW/g

Right Cheek/LTE Band 4 1RB High/Zoom Scan (7x7x7)/Cube 0: Measurement grid: dx=5mm, dy=5mm, dz=5mm
Reference Value = 5.55 V/m; Power Drift = 0.300 dB
Peak SAR (extrapolated) = 0.514 W/kg
SAR(1 g) = 0.348 mW/g; SAR(10 g) = 0.220 mW/g
Maximum value of SAR (measured) = 0.373 mW/g

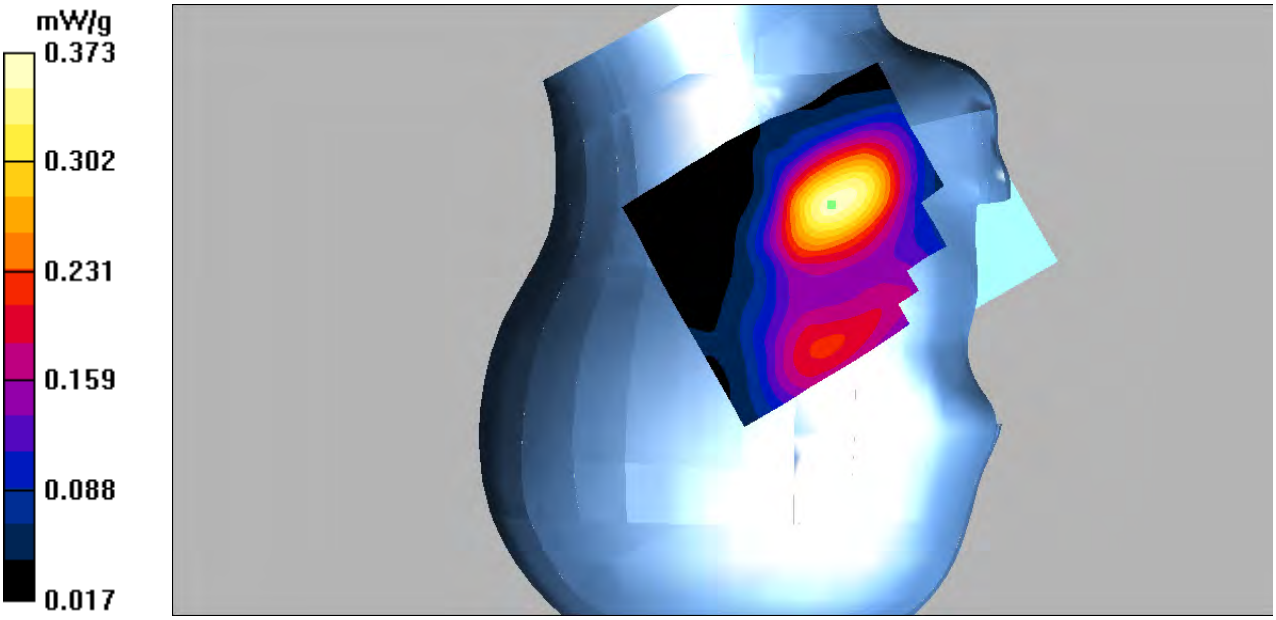

DUT: Smartphone; Type: AM509;

Communication System: LTE FDD Bands; Frequency: 1720 MHz;Duty Cycle: 1:1
Medium parameters used: f = 1720 MHz; σ = 1.36 mho/m; ε_r = 40.08; ρ = 1000 kg/m^3
Phantom section: Right Section

DASY4 Configuration:
- Probe: EX3DV4 – SN7382; ConvF(9.06, 9.06, 9.06); Calibrated: 26/10/2016
- Sensor-Surface: 4mm (Mechanical Surface Detection)
- Electronics: DAE – SN772; Calibrated: 25/10/2016
- Phantom: TWIN SAM; Type: Twin SAM V5.0; Serial: 1909
- Measurement SW: DASY4, V4.5 Build 19; Postprocessing SW: SEMCAD, V1.8 Build 145

Right Cheek/LTE Band 4 50RB Low/Area Scan (101x121x1): Measurement grid: dx=10mm, dy=10mm
Maximum value of SAR (interpolated) = 0.288 mW/g

Right Cheek/LTE Band 4 50RB Low/Zoom Scan (7x7x7)/Cube 0: Measurement grid: dx=5mm, dy=5mm, dz=5mm
Reference Value = 4.67 V/m; Power Drift = 0.138 dB
Peak SAR (extrapolated) = 0.392 W/kg
SAR(1 g) = 0.265 mW/g; SAR(10 g) = 0.167 mW/g
Maximum value of SAR (measured) = 0.284 mW/g

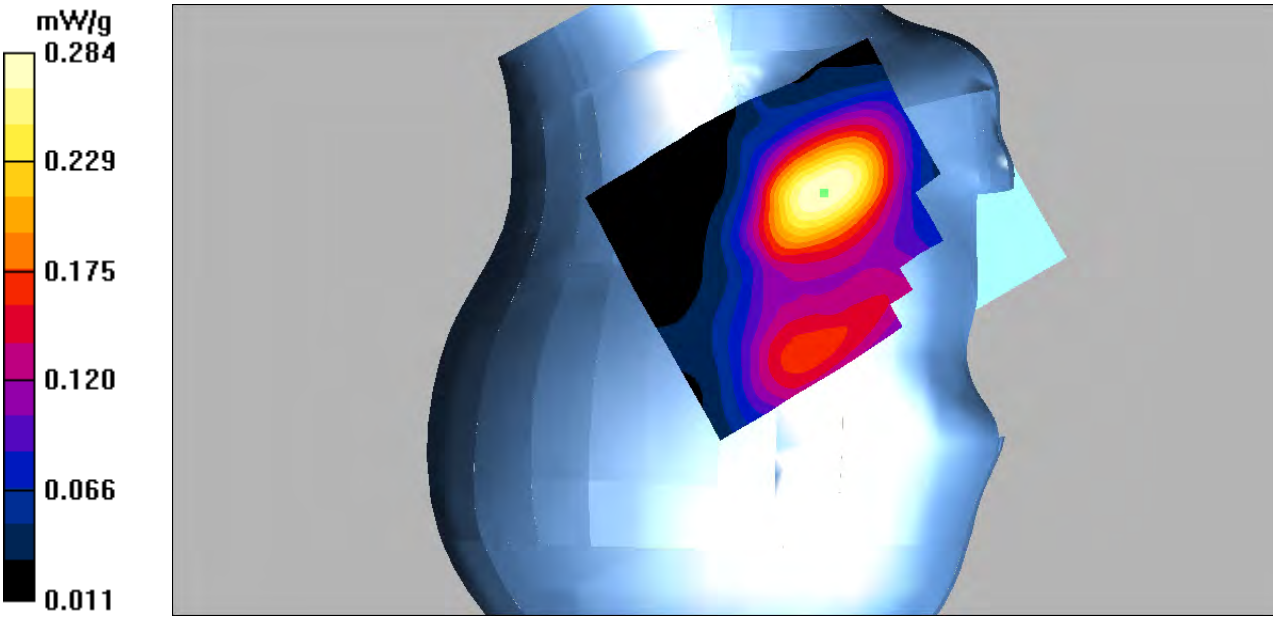

DUT: Smartphone; Type: AM509;

Communication System: LTE FDD Bands; Frequency: 1745 MHz;Duty Cycle: 1:1
Medium parameters used: f = 1745 MHz; σ = 1.4 mho/m; ε_r = 40.37; ρ = 1000 kg/m^3
Phantom section: Right Section

DASY4 Configuration:
- Probe: EX3DV4 – SN7382; ConvF(9.06, 9.06, 9.06); Calibrated: 26/10/2016
- Sensor-Surface: 4mm (Mechanical Surface Detection)
- Electronics: DAE – SN772; Calibrated: 25/10/2016
- Phantom: TWIN SAM; Type: Twin SAM V5.0; Serial: 1909
- Measurement SW: DASY4, V4.5 Build 19; Postprocessing SW: SEMCAD, V1.8 Build 145

Right Tilt/LTE Band 4 1RB High/Area Scan (101x121x1): Measurement grid: dx=10mm, dy=10mm
Maximum value of SAR (interpolated) = 0.147 mW/g

Right Tilt/LTE Band 4 1RB High/Zoom Scan (7x7x7)/Cube 0: Measurement grid: dx=5mm, dy=5mm, dz=5mm
Reference Value = 8.61 V/m; Power Drift = 0.104 dB
Peak SAR (extrapolated) = 0.197 W/kg
SAR(1 g) = 0.135 mW/g; SAR(10 g) = 0.088 mW/g
Maximum value of SAR (measured) = 0.145 mW/g

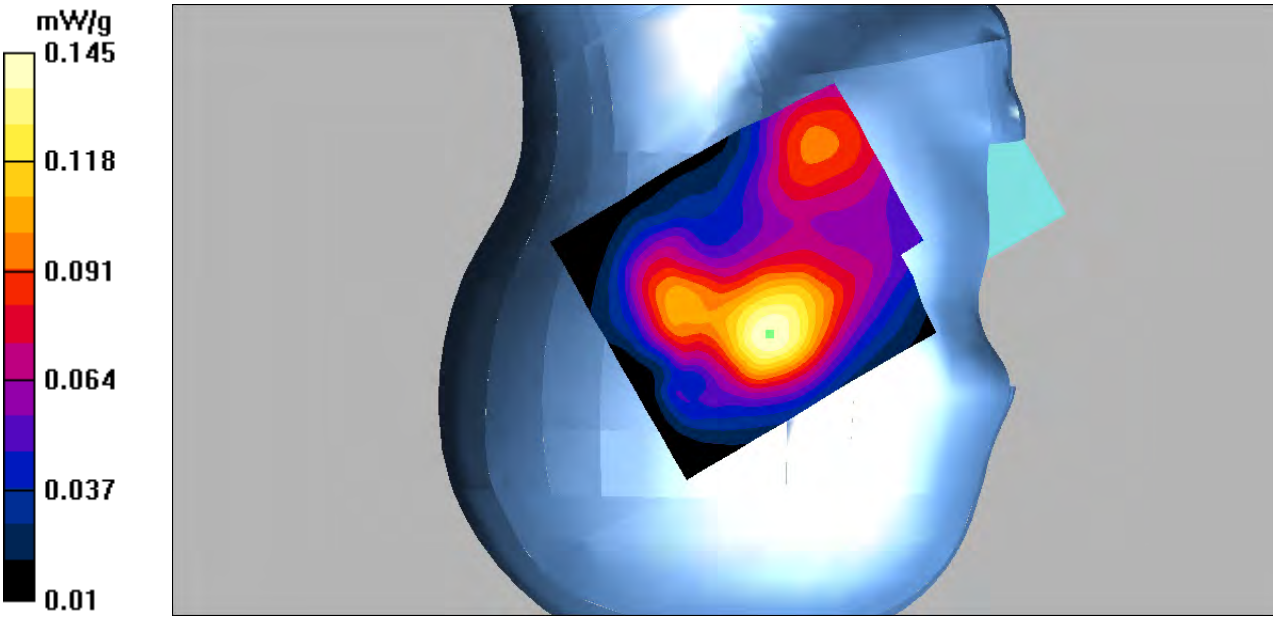

DUT: Smartphone; Type: AM509;

Communication System: LTE FDD Bands; Frequency: 1720 MHz;Duty Cycle: 1:1
Medium parameters used: f = 1720 MHz; σ = 1.36 mho/m; ε_r = 40.08; ρ = 1000 kg/m^3
Phantom section: Right Section

DASY4 Configuration:
- Probe: EX3DV4 – SN7382; ConvF(9.06, 9.06, 9.06); Calibrated: 26/10/2016
- Sensor-Surface: 4mm (Mechanical Surface Detection)
- Electronics: DAE – SN772; Calibrated: 25/10/2016
- Phantom: TWIN SAM; Type: Twin SAM V5.0; Serial: 1909
- Measurement SW: DASY4, V4.5 Build 19; Postprocessing SW: SEMCAD, V1.8 Build 145

Right Tilt/LTE Band 4 50RB Low/Area Scan (101x121x1): Measurement grid: dx=10mm, dy=10mm
Maximum value of SAR (interpolated) = 0.109 mW/g

Right Tilt/LTE Band 4 50RB Low/Zoom Scan (7x7x7)/Cube 0: Measurement grid: dx=5mm, dy=5mm, dz=5mm
Reference Value = 7.38 V/m; Power Drift = 0.275 dB
Peak SAR (extrapolated) = 0.147 W/kg
SAR(1 g) = 0.102 mW/g; SAR(10 g) = 0.066 mW/g
Maximum value of SAR (measured) = 0.109 mW/g

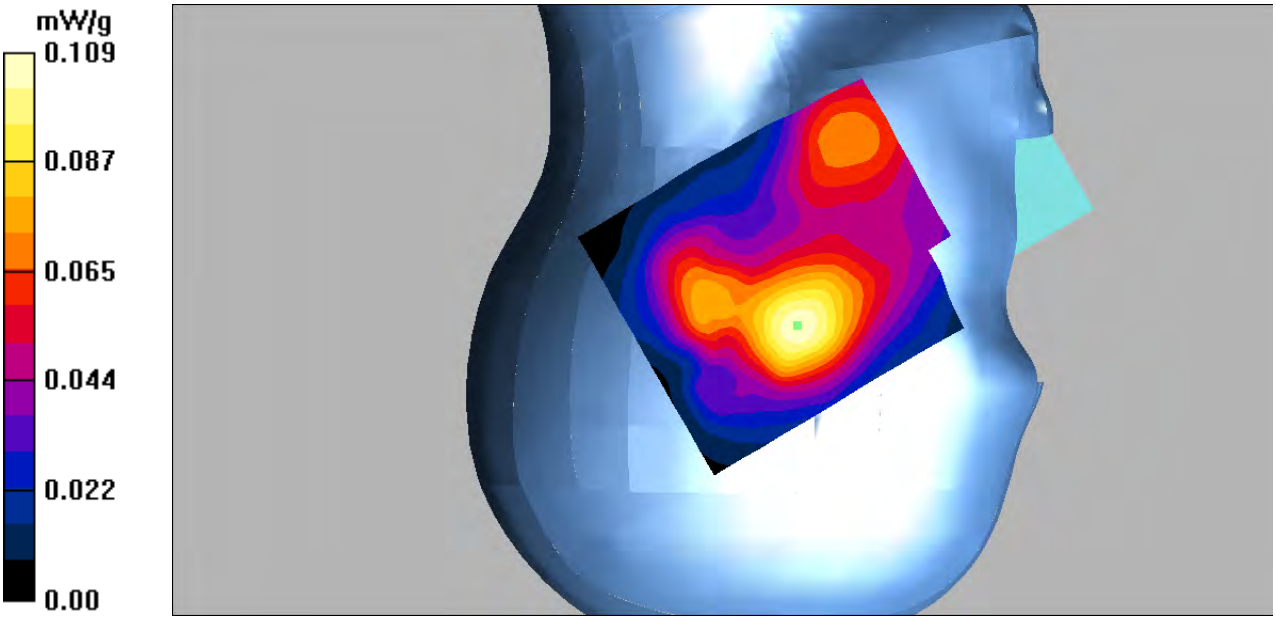

DUT: Smartphone; Type: AM509;

Communication System: LTE FDD Bands; Frequency: 1745 MHz;Duty Cycle: 1:1
Medium parameters used: f = 1745 MHz; σ = 1.52 mho/m; ε_r = 53.17; ρ = 1000 kg/m^3
Phantom section: Flat Section

DASY4 Configuration:
- Probe: EX3DV4 – SN7382; ConvF(8.65, 8.65, 8.65); Calibrated: 26/10/2016
- Sensor-Surface: 4mm (Mechanical Surface Detection)
- Electronics: DAE – SN772; Calibrated: 25/10/2016
- Phantom: TWIN SAM; Type: Twin SAM V5.0; Serial: 1909
- Measurement SW: DASY4, V4.5 Build 19; Postprocessing SW: SEMCAD, V1.8 Build 145

Body Back/LTE Band 4 1RB High/Area Scan (101x121x1): Measurement grid: dx=10mm, dy=10mm
Maximum value of SAR (interpolated) = 0.825 mW/g

Body Back/LTE Band 4 1RB High/Zoom Scan (7x7x7)/Cube 0: Measurement grid: dx=5mm, dy=5mm, dz=5mm
Reference Value = 18.2 V/m; Power Drift = 0.124 dB
Peak SAR (extrapolated) = 1.38 W/kg
SAR(1 g) = 0.755 mW/g; SAR(10 g) = 0.419 mW/g
Maximum value of SAR (measured) = 0.825 mW/g

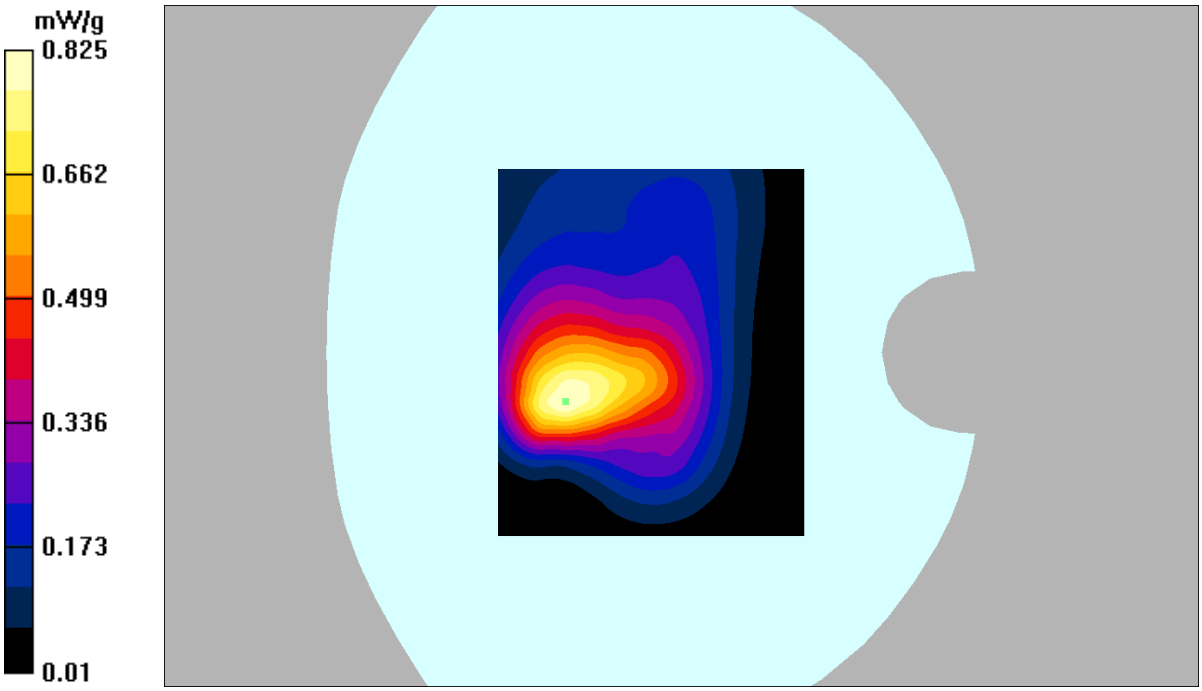

DUT: Smartphone; Type: AM509;

Communication System: LTE FDD Bands; Frequency: 1720 MHz;Duty Cycle: 1:1
Medium parameters used: f = 1720 MHz; σ = 1.5 mho/m; ε_r = 53.2; ρ = 1000 kg/m^3
Phantom section: Flat Section

DASY4 Configuration:
- Probe: EX3DV4 – SN7382; ConvF(8.65, 8.65, 8.65); Calibrated: 26/10/2016
- Sensor-Surface: 4mm (Mechanical Surface Detection)
- Electronics: DAE – SN772; Calibrated: 25/10/2016
- Phantom: TWIN SAM; Type: Twin SAM V5.0; Serial: 1909
- Measurement SW: DASY4, V4.5 Build 19; Postprocessing SW: SEMCAD, V1.8 Build 145

Body Back/LTE Band 4 50RB Low/Area Scan (101x121x1): Measurement grid: dx=10mm, dy=10mm
Maximum value of SAR (interpolated) = 0.638 mW/g

Body Back/LTE Band 4 50RB Low/Zoom Scan (7x7x7)/Cube 0: Measurement grid: dx=5mm, dy=5mm, dz=5mm
Reference Value = 16.4 V/m; Power Drift = -0.083 dB
Peak SAR (extrapolated) = 1.06 W/kg
SAR(1 g) = 0.579 mW/g; SAR(10 g) = 0.321 mW/g
Maximum value of SAR (measured) = 0.634 mW/g

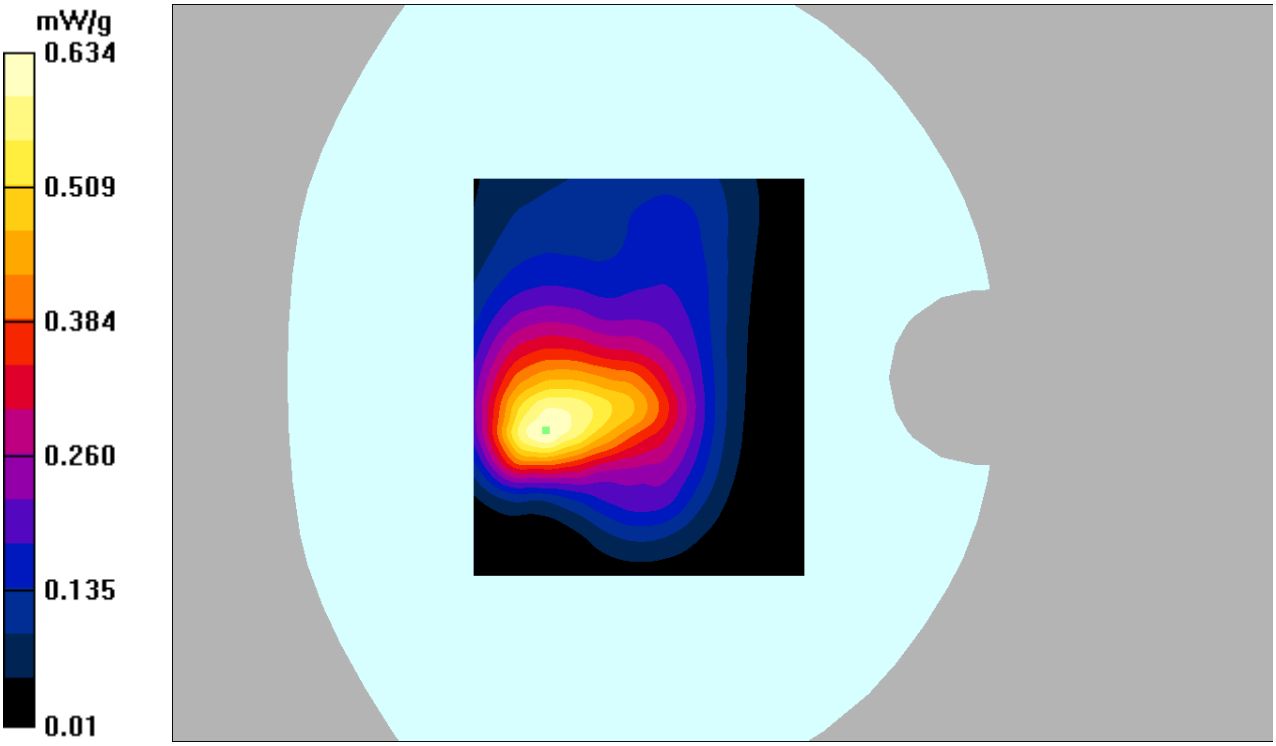

DUT: Smartphone; Type: AM509;

Communication System: LTE FDD Bands; Frequency: 1745 MHz;Duty Cycle: 1:1
Medium parameters used: f = 1745 MHz; σ = 1.52 mho/m; ε_r = 53.17; ρ = 1000 kg/m^3
Phantom section: Flat Section

DASY4 Configuration:
- Probe: EX3DV4 – SN7382; ConvF(8.65, 8.65, 8.65); Calibrated: 26/10/2016
- Sensor-Surface: 4mm (Mechanical Surface Detection)
- Electronics: DAE – SN772; Calibrated: 25/10/2016
- Phantom: TWIN SAM; Type: Twin SAM V5.0; Serial: 1909
- Measurement SW: DASY4, V4.5 Build 19; Postprocessing SW: SEMCAD, V1.8 Build 145

Body Left/LTE Band 4 1RB High/Area Scan (101x121x1): Measurement grid: dx=10mm, dy=10mm
Maximum value of SAR (interpolated) = 0.077 mW/g

Body Left/LTE Band 4 1RB High/Zoom Scan (7x7x7)/Cube 0: Measurement grid: dx=5mm, dy=5mm, dz=5mm
Reference Value = 6.32 V/m; Power Drift = 0.237 dB
Peak SAR (extrapolated) = 0.130 W/kg
SAR(1 g) = 0.071 mW/g; SAR(10 g) = 0.041 mW/g
Maximum value of SAR (measured) = 0.077 mW/g

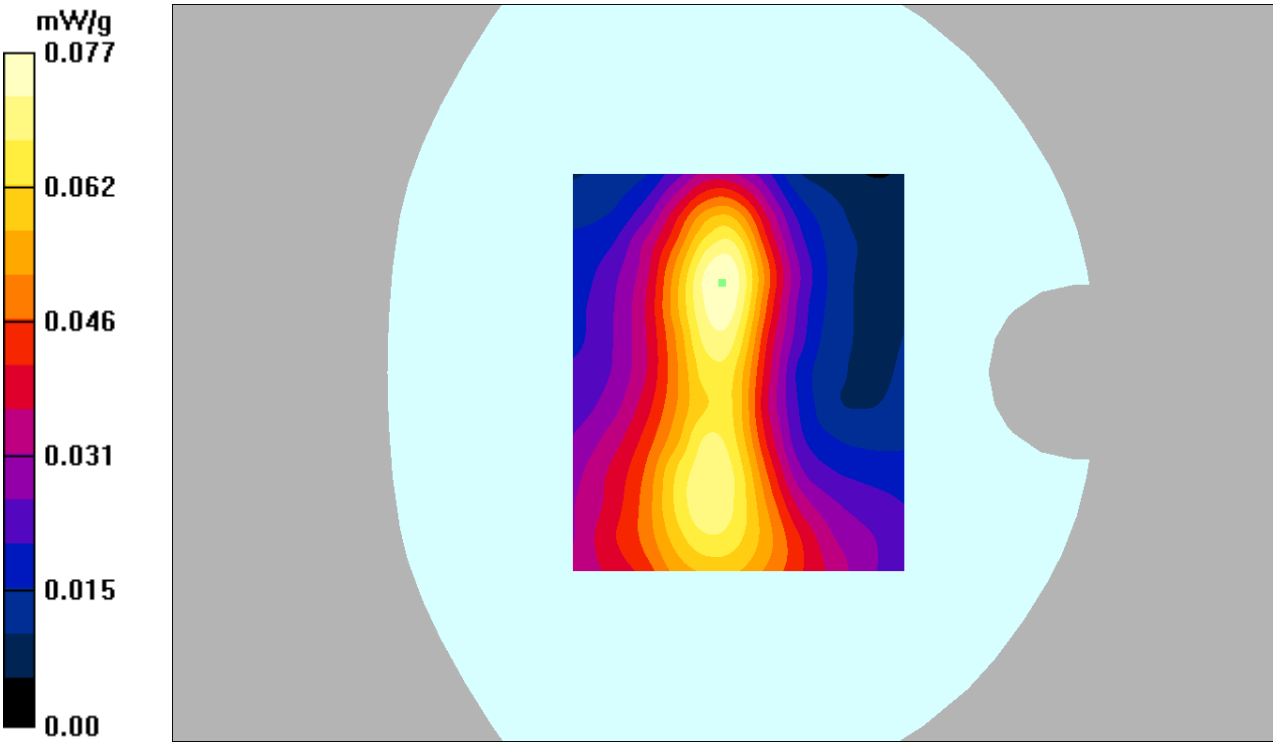

DUT: Smartphone; Type: AM509;

Communication System: LTE FDD Bands; Frequency: 1720 MHz;Duty Cycle: 1:1
Medium parameters used: f = 1720 MHz; σ = 1.5 mho/m; ε_r = 53.2; ρ = 1000 kg/m^3
Phantom section: Flat Section

DASY4 Configuration:
- Probe: EX3DV4 – SN7382; ConvF(8.65, 8.65, 8.65); Calibrated: 26/10/2016
- Sensor-Surface: 4mm (Mechanical Surface Detection)
- Electronics: DAE – SN772; Calibrated: 25/10/2016
- Phantom: TWIN SAM; Type: Twin SAM V5.0; Serial: 1909
- Measurement SW: DASY4, V4.5 Build 19; Postprocessing SW: SEMCAD, V1.8 Build 145

Body Left/LTE Band 4 50RB Low/Area Scan (101x121x1): Measurement grid: dx=10mm, dy=10mm
Maximum value of SAR (interpolated) = 0.065 mW/g

Body Left/LTE Band 4 50RB Low/Zoom Scan (7x7x7)/Cube 0: Measurement grid: dx=5mm, dy=5mm, dz=5mm
Reference Value = 5.96 V/m; Power Drift = -0.442 dB
Peak SAR (extrapolated) = 0.108 W/kg
SAR(1 g) = 0.059 mW/g; SAR(10 g) = 0.034 mW/g
Maximum value of SAR (measured) = 0.063 mW/g

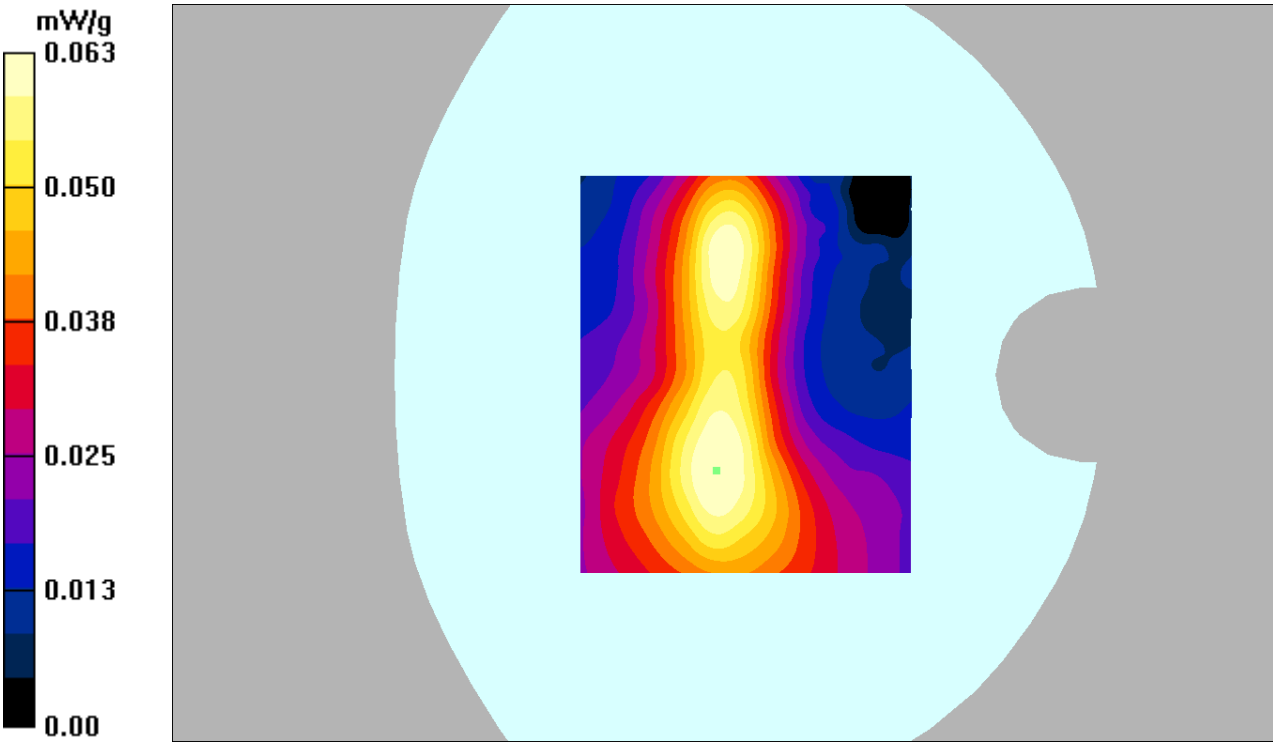

DUT: Smartphone; Type: AM509;

Communication System: LTE FDD Bands; Frequency: 1745 MHz;Duty Cycle: 1:1
Medium parameters used: f = 1745 MHz; σ = 1.52 mho/m; ε_r = 53.17; ρ = 1000 kg/m^3
Phantom section: Flat Section

DASY4 Configuration:
- Probe: EX3DV4 – SN7382; ConvF(8.65, 8.65, 8.65); Calibrated: 26/10/2016
- Sensor-Surface: 4mm (Mechanical Surface Detection)
- Electronics: DAE – SN772; Calibrated: 25/10/2016
- Phantom: TWIN SAM; Type: Twin SAM V5.0; Serial: 1909
- Measurement SW: DASY4, V4.5 Build 19; Postprocessing SW: SEMCAD, V1.8 Build 145

Body Right/LTE Band 4 1RB High/Area Scan (101x121x1): Measurement grid: dx=10mm, dy=10mm
Maximum value of SAR (interpolated) = 0.209 mW/g

Body Right/LTE Band 4 1RB High/Zoom Scan (7x7x7)/Cube 0: Measurement grid: dx=5mm, dy=5mm, dz=5mm
Reference Value = 12.1 V/m; Power Drift = -0.182 dB
Peak SAR (extrapolated) = 0.351 W/kg
SAR(1 g) = 0.196 mW/g; SAR(10 g) = 0.112 mW/g
Maximum value of SAR (measured) = 0.214 mW/g

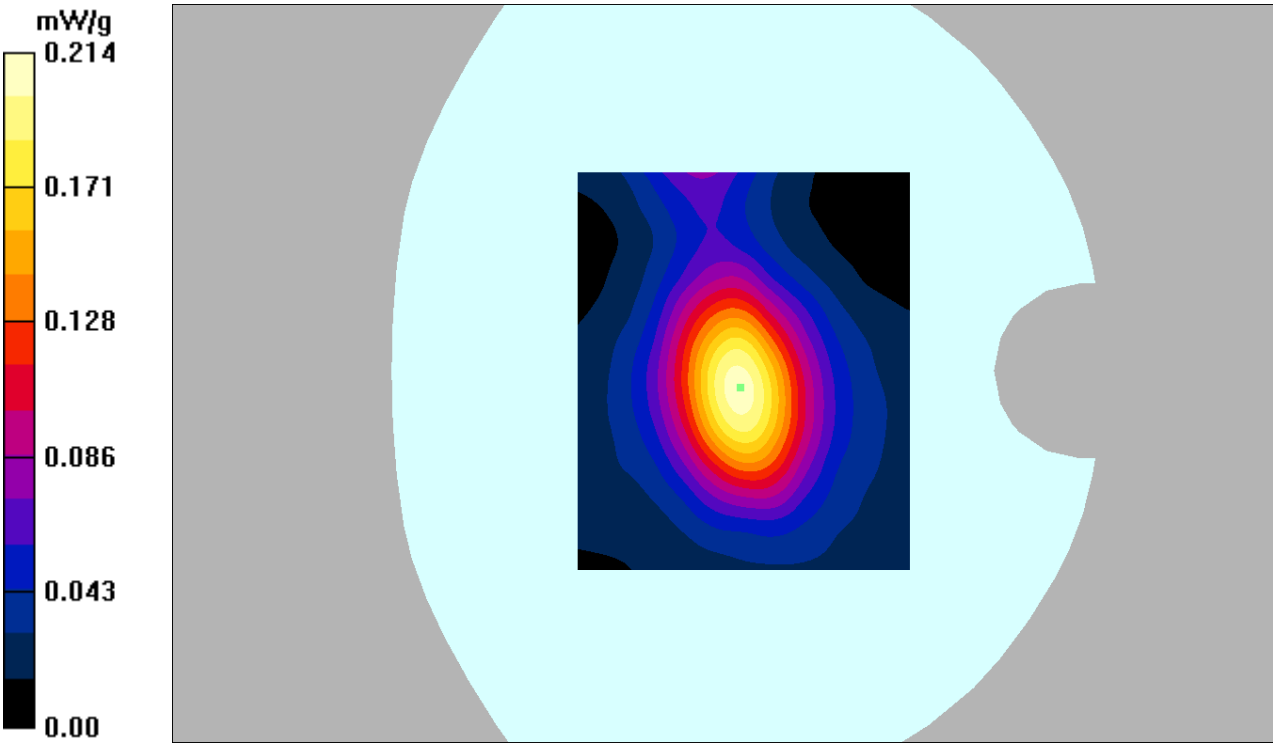

DUT: Smartphone; Type: AM509;

Communication System: LTE FDD Bands; Frequency: 1720 MHz;Duty Cycle: 1:1
Medium parameters used: f = 1720 MHz; σ = 1.5 mho/m; ε_r = 53.2; ρ = 1000 kg/m^3
Phantom section: Flat Section

DASY4 Configuration:
- Probe: EX3DV4 – SN7382; ConvF(8.65, 8.65, 8.65); Calibrated: 26/10/2016
- Sensor-Surface: 4mm (Mechanical Surface Detection)
- Electronics: DAE – SN772; Calibrated: 25/10/2016
- Phantom: TWIN SAM; Type: Twin SAM V5.0; Serial: 1909
- Measurement SW: DASY4, V4.5 Build 19; Postprocessing SW: SEMCAD, V1.8 Build 145

Body Right/LTE Band 4 50RB Low/Area Scan (101x121x1): Measurement grid: dx=10mm, dy=10mm
Maximum value of SAR (interpolated) = 0.166 mW/g

Body Right/LTE Band 4 50RB Low/Zoom Scan (7x7x7)/Cube 0: Measurement grid: dx=5mm, dy=5mm, dz=5mm
Reference Value = 10.5 V/m; Power Drift = 0.011 dB
Peak SAR (extrapolated) = 0.270 W/kg
SAR(1 g) = 0.153 mW/g; SAR(10 g) = 0.087 mW/g
Maximum value of SAR (measured) = 0.165 mW/g

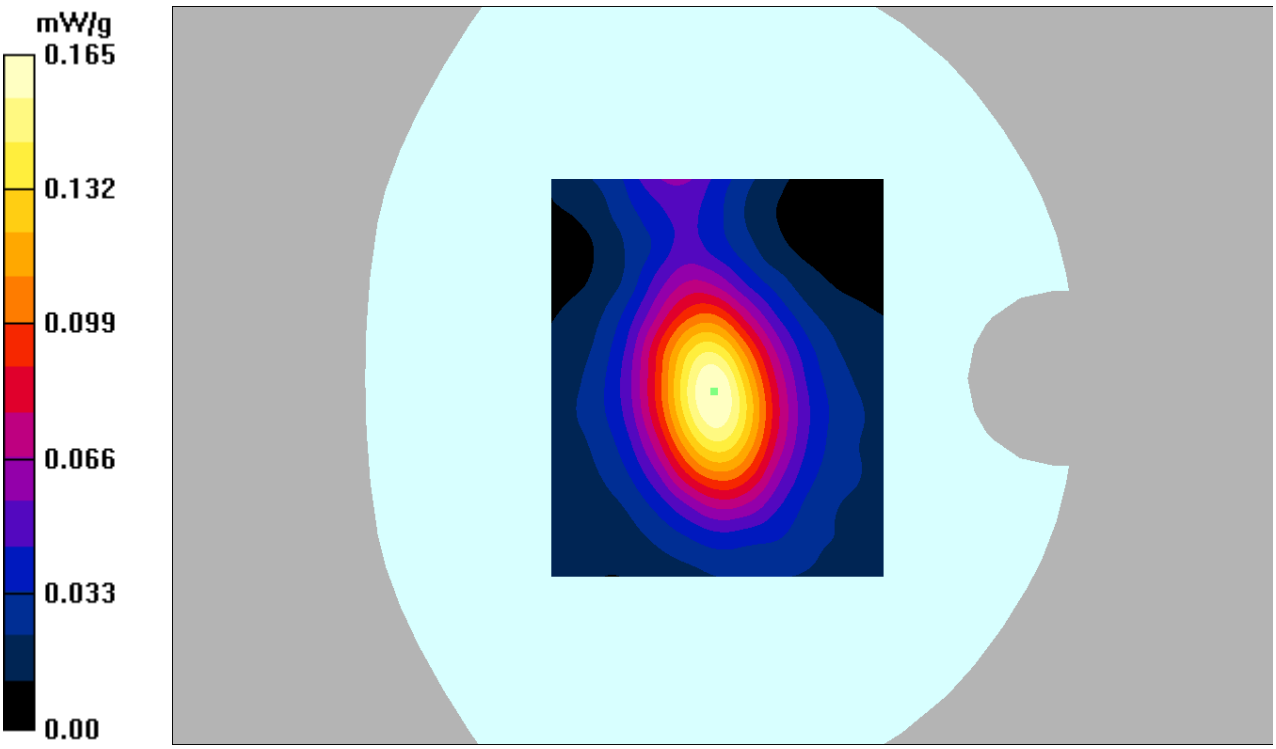

DUT: Smartphone; Type: AM509;

Communication System: LTE FDD Bands; Frequency: 1745 MHz;Duty Cycle: 1:1
Medium parameters used: f = 1745 MHz; σ = 1.52 mho/m; ε_r = 53.17; ρ = 1000 kg/m^3
Phantom section: Flat Section

DASY4 Configuration:
- Probe: EX3DV4 – SN7382; ConvF(8.65, 8.65, 8.65); Calibrated: 26/10/2016
- Sensor-Surface: 4mm (Mechanical Surface Detection)
- Electronics: DAE – SN772; Calibrated: 25/10/2016
- Phantom: TWIN SAM; Type: Twin SAM V5.0; Serial: 1909
- Measurement SW: DASY4, V4.5 Build 19; Postprocessing SW: SEMCAD, V1.8 Build 145

Body Bottom/LTE Band 4 1RB High/Area Scan (101x121x1): Measurement grid: dx=10mm, dy=10mm
Maximum value of SAR (interpolated) = 0.528 mW/g

Body Bottom/LTE Band 4 1RB High/Zoom Scan (7x7x7)/Cube 0: Measurement grid: dx=5mm, dy=5mm, dz=5mm
Reference Value = 17.2 V/m; Power Drift = 0.250 dB
Peak SAR (extrapolated) = 0.930 W/kg
SAR(1 g) = 0.479 mW/g; SAR(10 g) = 0.240 mW/g
Maximum value of SAR (measured) = 0.542 mW/g

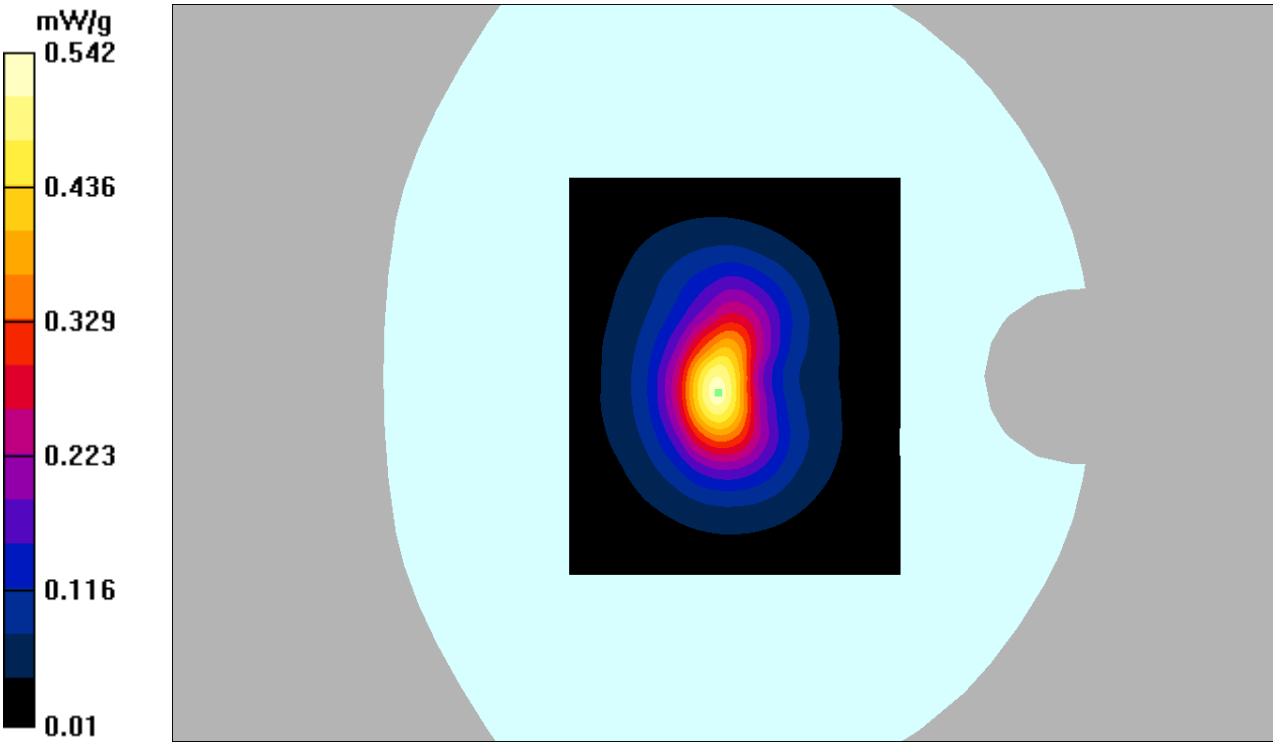

DUT: Smartphone; Type: AM509;

Communication System: LTE FDD Bands; Frequency: 1720 MHz;Duty Cycle: 1:1
Medium parameters used: f = 1720 MHz; σ = 1.5 mho/m; ε_r = 53.2; ρ = 1000 kg/m^3
Phantom section: Flat Section

DASY4 Configuration:
- Probe: EX3DV4 – SN7382; ConvF(8.65, 8.65, 8.65); Calibrated: 26/10/2016
- Sensor-Surface: 4mm (Mechanical Surface Detection)
- Electronics: DAE – SN772; Calibrated: 25/10/2016
- Phantom: TWIN SAM; Type: Twin SAM V5.0; Serial: 1909
- Measurement SW: DASY4, V4.5 Build 19; Postprocessing SW: SEMCAD, V1.8 Build 145

Body Bottom/LTE Band 4 50RB Low/Area Scan (101x121x1): Measurement grid: dx=10mm, dy=10mm
Maximum value of SAR (interpolated) = 0.435 mW/g

Body Bottom/LTE Band 4 50RB Low/Zoom Scan (7x7x7)/Cube 0: Measurement grid: dx=5mm, dy=5mm, dz=5mm
Reference Value = 15.6 V/m; Power Drift = 0.351 dB
Peak SAR (extrapolated) = 0.790 W/kg
SAR(1 g) = 0.397 mW/g; SAR(10 g) = 0.199 mW/g
Maximum value of SAR (measured) = 0.450 mW/g

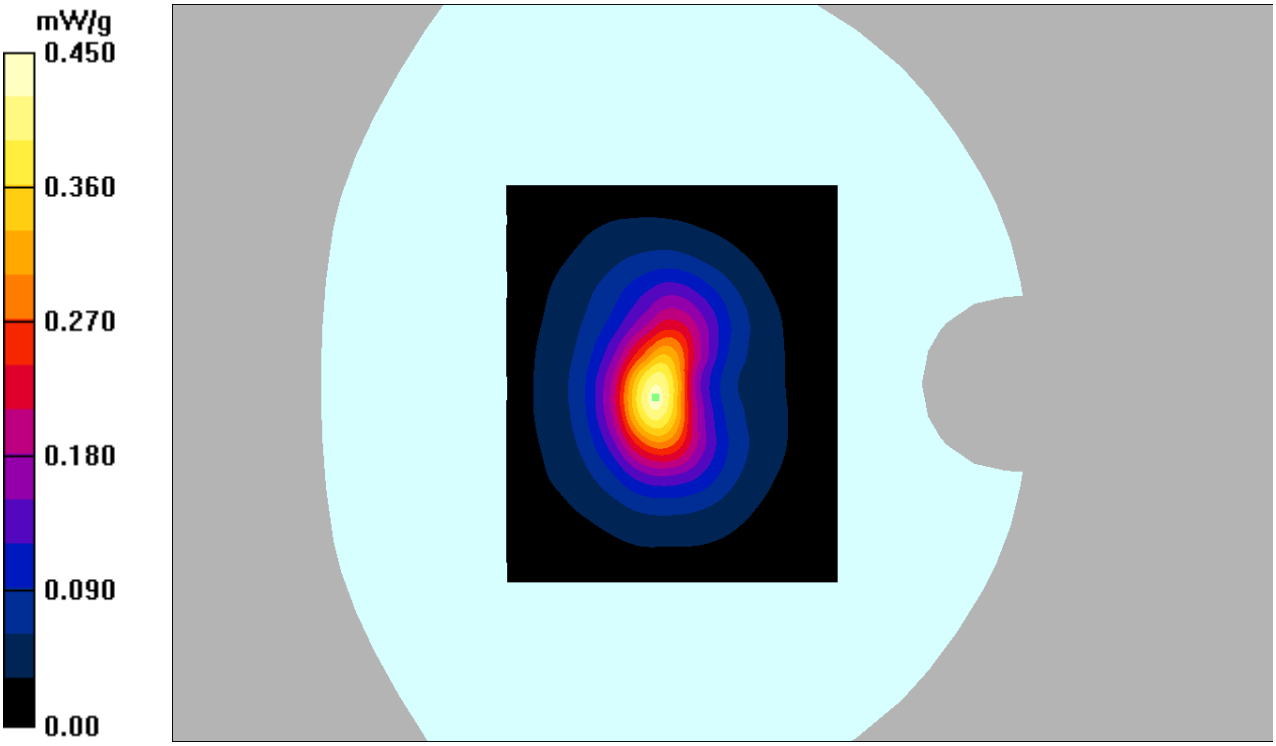

DUT: Smartphone; Type: AM509;

Communication System: LTE FDD Bands; Frequency: 836.5 MHz;Duty Cycle: 1:1
Medium parameters used: f = 836.5 MHz; σ = 0.91 mho/m; ε_r = 41.51; ρ = 1000 kg/m^3
Phantom section: Left Section

DASY4 Configuration:
- Probe: EX3DV4 – SN7382; ConvF(10.50, 10.50, 10.50); Calibrated: 26/10/2016
- Sensor-Surface: 4mm (Mechanical Surface Detection)
- Electronics: DAE – SN772; Calibrated: 25/10/2016
- Phantom: TWIN SAM; Type: Twin SAM V5.0; Serial: 1909
- Measurement SW: DASY4, V4.5 Build 19; Postprocessing SW: SEMCAD, V1.8 Build 145

Left Cheek/LTE Band 5 1RB Mid/Area Scan (101x121x1): Measurement grid: dx=10mm, dy=10mm
Maximum value of SAR (interpolated) = 0.163 mW/g

Left Cheek/LTE Band 5 1RB Mid/Zoom Scan (7x7x7)/Cube 0: Measurement grid: dx=5mm, dy=5mm, dz=5mm
Reference Value = 6.34 V/m; Power Drift = 0.530 dB
Peak SAR (extrapolated) = 0.206 W/kg
SAR(1 g) = 0.167 mW/g; SAR(10 g) = 0.130 mW/g
Maximum value of SAR (measured) = 0.175 mW/g

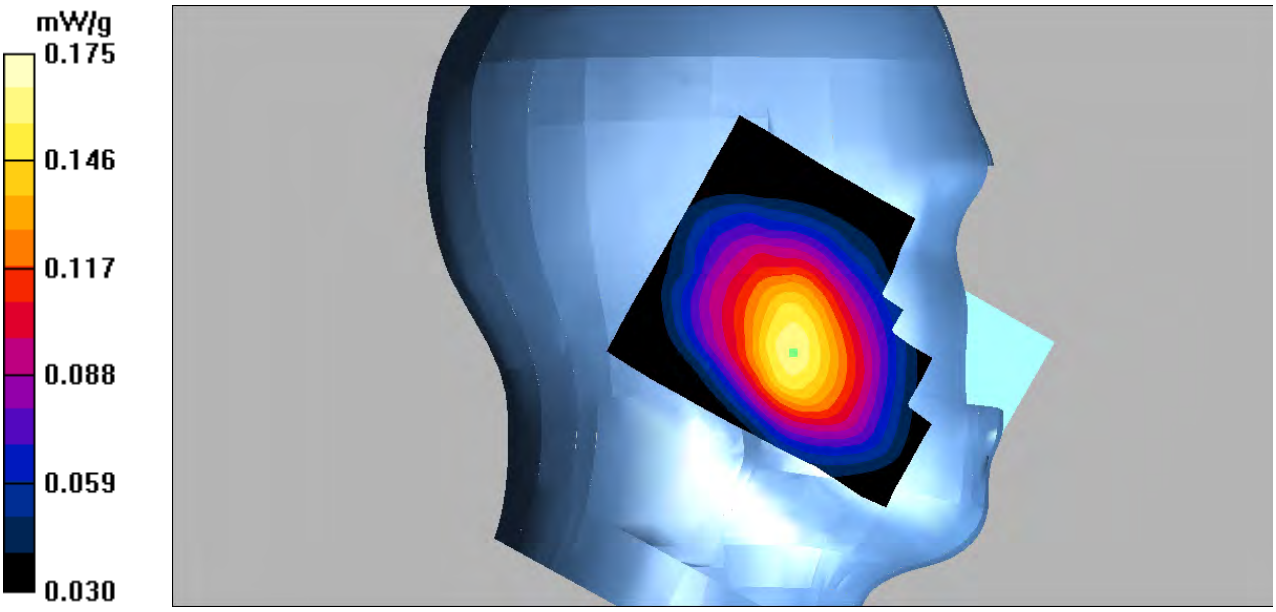

DUT: Smartphone; Type: AM509;

Communication System: LTE FDD Bands; Frequency: 836.5 MHz;Duty Cycle: 1:1
Medium parameters used: f = 836.5 MHz; σ = 0.91 mho/m; ε_r = 41.51; ρ = 1000 kg/m^3
Phantom section: Left Section

DASY4 Configuration:
- Probe: EX3DV4 – SN7382; ConvF(10.50, 10.50, 10.50); Calibrated: 26/10/2016
- Sensor-Surface: 4mm (Mechanical Surface Detection)
- Electronics: DAE – SN772; Calibrated: 25/10/2016
- Phantom: TWIN SAM; Type: Twin SAM V5.0; Serial: 1909
- Measurement SW: DASY4, V4.5 Build 19; Postprocessing SW: SEMCAD, V1.8 Build 145

Left Cheek/LTE Band 5 50RB Mid/Area Scan (101x121x1): Measurement grid: dx=10mm, dy=10mm
Maximum value of SAR (interpolated) = 0.139 mW/g

Left Cheek/LTE Band 5 50RB Mid/Zoom Scan (7x7x7)/Cube 0: Measurement grid: dx=5mm, dy=5mm, dz=5mm
Reference Value = 5.67 V/m; Power Drift = 0.396 dB
Peak SAR (extrapolated) = 0.162 W/kg
SAR(1 g) = 0.133 mW/g; SAR(10 g) = 0.104 mW/g
Maximum value of SAR (measured) = 0.139 mW/g

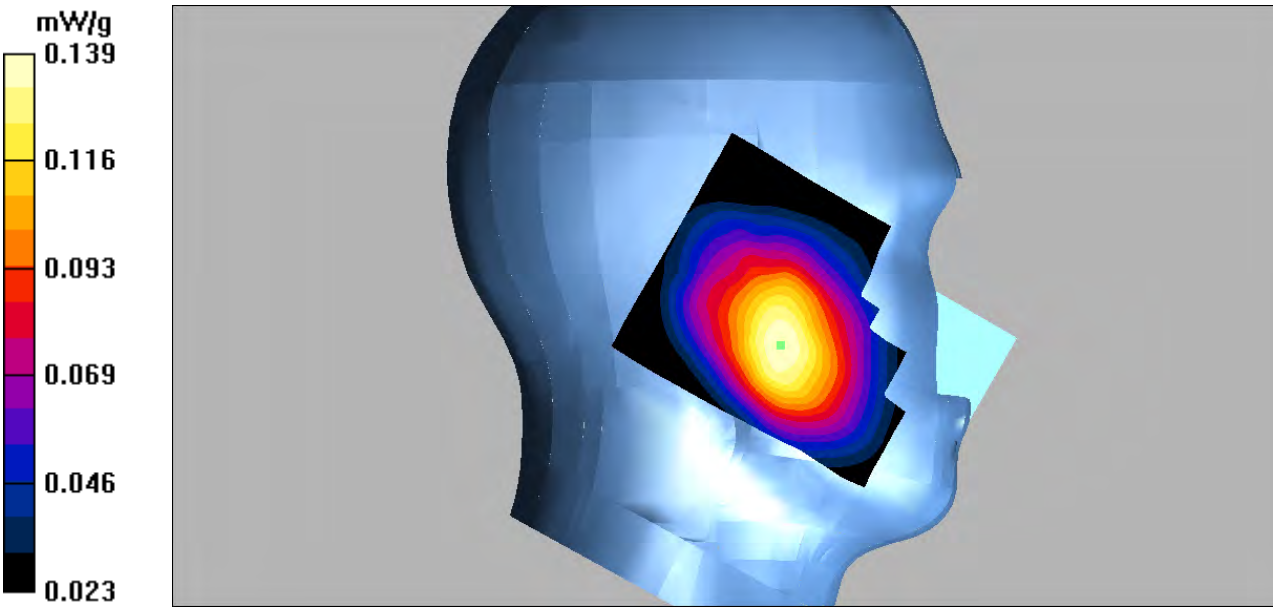

DUT: Smartphone; Type: AM509;

Communication System: LTE FDD Bands; Frequency: 836.5 MHz;Duty Cycle: 1:1
Medium parameters used: f = 836.5 MHz; σ = 0.91 mho/m; ε_r = 41.51; ρ = 1000 kg/m^3
Phantom section: Left Section

DASY4 Configuration:
- Probe: EX3DV4 – SN7382; ConvF(10.50, 10.50, 10.50); Calibrated: 26/10/2016
- Sensor-Surface: 4mm (Mechanical Surface Detection)
- Electronics: DAE – SN772; Calibrated: 25/10/2016
- Phantom: TWIN SAM; Type: Twin SAM V5.0; Serial: 1909
- Measurement SW: DASY4, V4.5 Build 19; Postprocessing SW: SEMCAD, V1.8 Build 145

Left Tilt/LTE Band 5 1RB Mid/Area Scan (101x121x1): Measurement grid: dx=10mm, dy=10mm
Maximum value of SAR (interpolated) = 0.102 mW/g

Left Tilt/LTE Band 5 1RB Mid/Zoom Scan (7x7x7)/Cube 0: Measurement grid: dx=5mm, dy=5mm, dz=5mm
Reference Value = 7.00 V/m; Power Drift = 0.508 dB
Peak SAR (extrapolated) = 0.113 W/kg
SAR(1 g) = 0.093 mW/g; SAR(10 g) = 0.074 mW/g
Maximum value of SAR (measured) = 0.097 mW/g

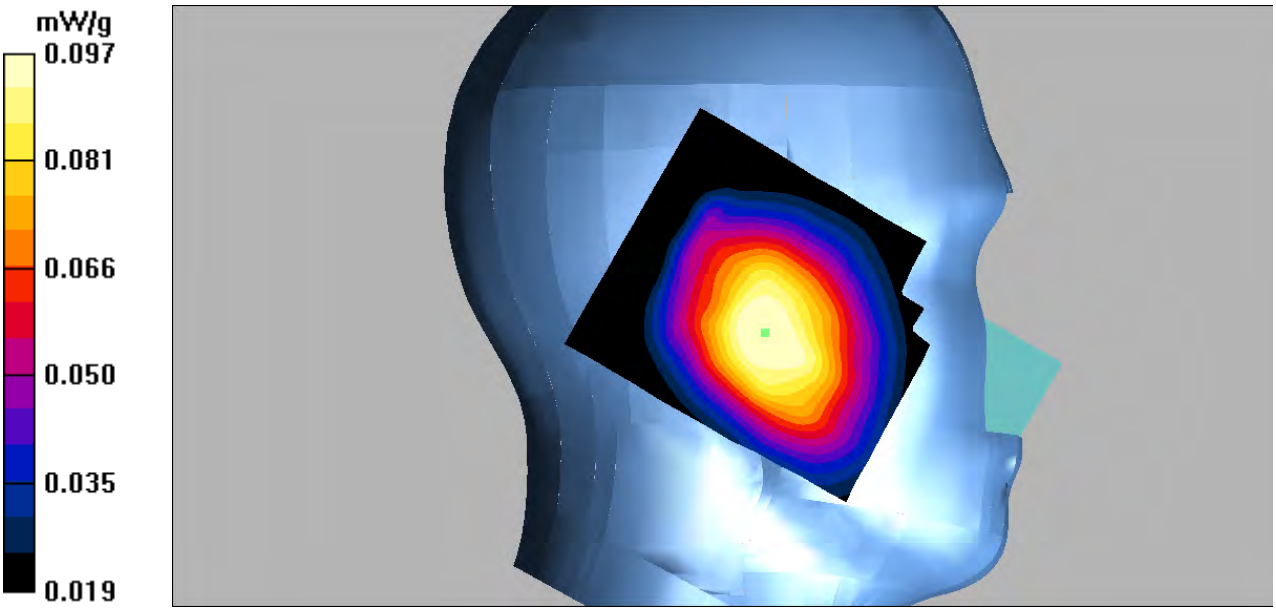

DUT: Smartphone; Type: AM509;

Communication System: LTE FDD Bands; Frequency: 836.5 MHz;Duty Cycle: 1:1
Medium parameters used: f = 836.5 MHz; σ = 0.91 mho/m; ε_r = 41.51; ρ = 1000 kg/m^3
Phantom section: Left Section

DASY4 Configuration:
- Probe: EX3DV4 – SN7382; ConvF(10.50, 10.50, 10.50); Calibrated: 26/10/2016
- Sensor-Surface: 4mm (Mechanical Surface Detection)
- Electronics: DAE – SN772; Calibrated: 25/10/2016
- Phantom: TWIN SAM; Type: Twin SAM V5.0; Serial: 1909
- Measurement SW: DASY4, V4.5 Build 19; Postprocessing SW: SEMCAD, V1.8 Build 145

Left Tilt/LTE Band 5 50RB Mid/Area Scan (101x121x1): Measurement grid: dx=10mm, dy=10mm
Maximum value of SAR (interpolated) = 0.077 mW/g

Left Tilt/LTE Band 5 50RB Mid/Zoom Scan (7x7x7)/Cube 0: Measurement grid: dx=5mm, dy=5mm, dz=5mm
Reference Value = 6.61 V/m; Power Drift = 0.323 dB
Peak SAR (extrapolated) = 0.089 W/kg
SAR(1 g) = 0.073 mW/g; SAR(10 g) = 0.057 mW/g
Maximum value of SAR (measured) = 0.075 mW/g

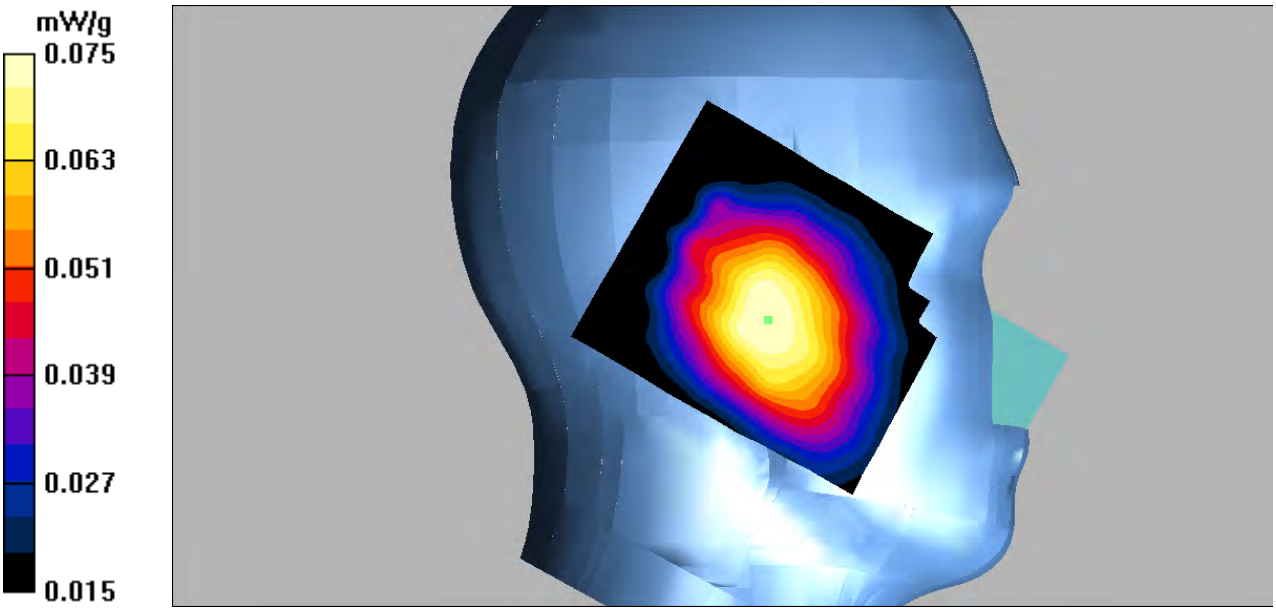

DUT: Smartphone; Type: AM509;

Communication System: LTE FDD Bands; Frequency: 836.5 MHz;Duty Cycle: 1:1
Medium parameters used: f = 836.5 MHz; σ = 0.91 mho/m; ε_r = 41.51; ρ = 1000 kg/m^3
Phantom section: Right Section

DASY4 Configuration:
- Probe: EX3DV4 – SN7382; ConvF(10.50, 10.50, 10.50); Calibrated: 26/10/2016
- Sensor-Surface: 4mm (Mechanical Surface Detection)
- Electronics: DAE – SN772; Calibrated: 25/10/2016
- Phantom: TWIN SAM; Type: Twin SAM V5.0; Serial: 1909
- Measurement SW: DASY4, V4.5 Build 19; Postprocessing SW: SEMCAD, V1.8 Build 145

Right Cheek/LTE Band 5 1RB Mid/Area Scan (101x121x1): Measurement grid: dx=10mm, dy=10mm
Maximum value of SAR (interpolated) = 0.152 mW/g

Right Cheek/LTE Band 5 1RB Mid/Zoom Scan (7x7x7)/Cube 0: Measurement grid: dx=5mm, dy=5mm, dz=5mm
Reference Value = 5.12 V/m; Power Drift = -0.01 dB
Peak SAR (extrapolated) = 0.178 W/kg
SAR(1 g) = 0.142 mW/g; SAR(10 g) = 0.111 mW/g
Maximum value of SAR (measured) = 0.148 mW/g

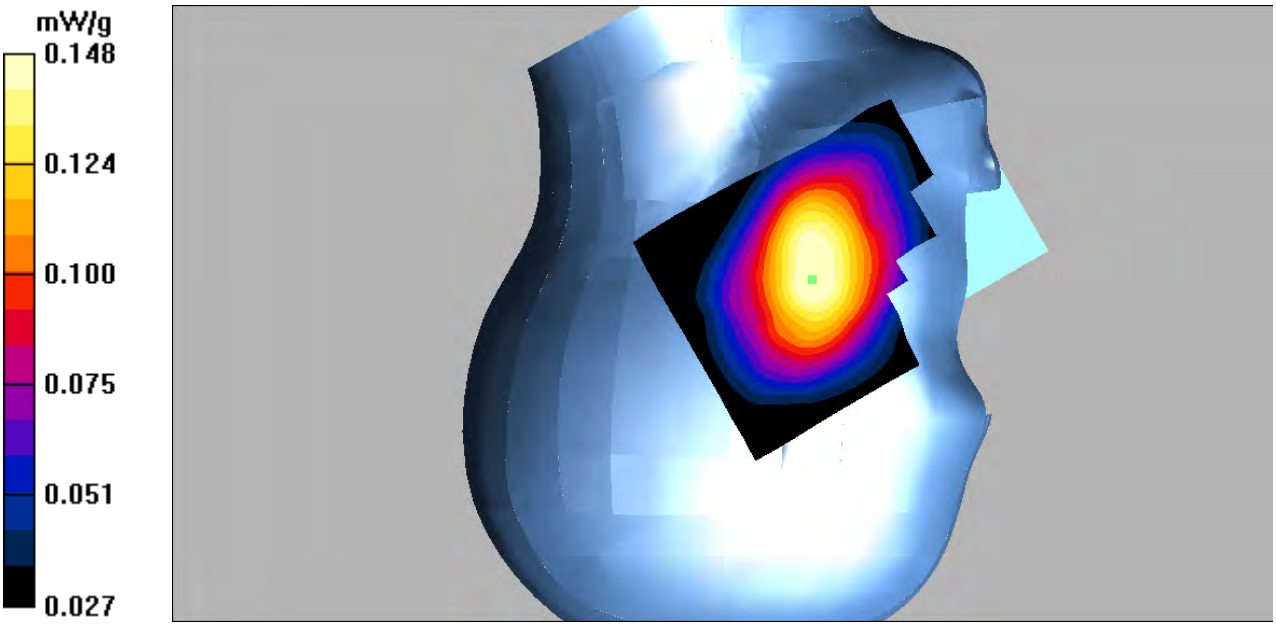

DUT: Smartphone; Type: AM509;

Communication System: LTE FDD Bands; Frequency: 836.5 MHz;Duty Cycle: 1:1
Medium parameters used: f = 836.5 MHz; σ = 0.91 mho/m; ε_r = 41.51; ρ = 1000 kg/m^3
Phantom section: Right Section

DASY4 Configuration:
- Probe: EX3DV4 – SN7382; ConvF(10.50, 10.50, 10.50); Calibrated: 26/10/2016
- Sensor-Surface: 4mm (Mechanical Surface Detection)
- Electronics: DAE – SN772; Calibrated: 25/10/2016
- Phantom: TWIN SAM; Type: Twin SAM V5.0; Serial: 1909
- Measurement SW: DASY4, V4.5 Build 19; Postprocessing SW: SEMCAD, V1.8 Build 145

Right Cheek/LTE Band 5 50RB Mid/Area Scan (101x121x1): Measurement grid: dx=10mm, dy=10mm
Maximum value of SAR (interpolated) = 0.104 mW/g

Right Cheek/LTE Band 5 50RB Mid/Zoom Scan (7x7x7)/Cube 0: Measurement grid: dx=5mm, dy=5mm, dz=5mm
Reference Value = 4.30 V/m; Power Drift = 0.930 dB
Peak SAR (extrapolated) = 0.115 W/kg
SAR(1 g) = 0.093 mW/g; SAR(10 g) = 0.073 mW/g
Maximum value of SAR (measured) = 0.099 mW/g

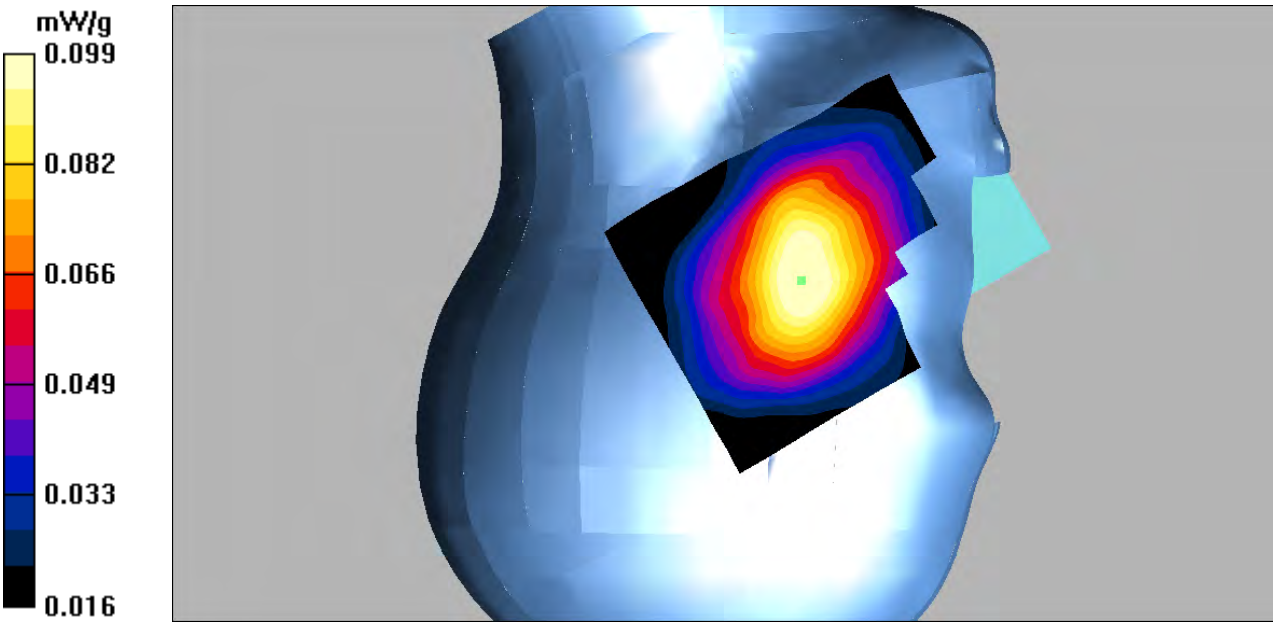

DUT: Smartphone; Type: AM509;

Communication System: LTE FDD Bands; Frequency: 836.5 MHz;Duty Cycle: 1:1
Medium parameters used: f = 836.5 MHz; σ = 0.91 mho/m; ε_r = 41.51; ρ = 1000 kg/m^3
Phantom section: Right Section

DASY4 Configuration:
- Probe: EX3DV4 – SN7382; ConvF(10.50, 10.50, 10.50); Calibrated: 26/10/2016
- Sensor-Surface: 4mm (Mechanical Surface Detection)
- Electronics: DAE – SN772; Calibrated: 25/10/2016
- Phantom: TWIN SAM; Type: Twin SAM V5.0; Serial: 1909
- Measurement SW: DASY4, V4.5 Build 19; Postprocessing SW: SEMCAD, V1.8 Build 145

Right Tilt/LTE Band 5 1RB Mid/Area Scan (101x121x1): Measurement grid: dx=10mm, dy=10mm
Maximum value of SAR (interpolated) = 0.135 mW/g

Right Tilt/LTE Band 5 1RB Mid/Zoom Scan (7x7x7)/Cube 0: Measurement grid: dx=5mm, dy=5mm, dz=5mm
Reference Value = 8.02 V/m; Power Drift = 0.187 dB
Peak SAR (extrapolated) = 0.150 W/kg
SAR(1 g) = 0.128 mW/g; SAR(10 g) = 0.103 mW/g
Maximum value of SAR (measured) = 0.132 mW/g



DUT: Smartphone; Type: AM509;

Communication System: LTE FDD Bands; Frequency: 836.5 MHz;Duty Cycle: 1:1
Medium parameters used: f = 836.5 MHz; σ = 0.91 mho/m; ε_r = 41.51; ρ = 1000 kg/m^3
Phantom section: Right Section

DASY4 Configuration:
- Probe: EX3DV4 – SN7382; ConvF(10.50, 10.50, 10.50); Calibrated: 26/10/2016
- Sensor-Surface: 4mm (Mechanical Surface Detection)
- Electronics: DAE – SN772; Calibrated: 25/10/2016
- Phantom: TWIN SAM; Type: Twin SAM V5.0; Serial: 1909
- Measurement SW: DASY4, V4.5 Build 19; Postprocessing SW: SEMCAD, V1.8 Build 145

Right Tilt/LTE Band 5 50RB Mid/Area Scan (101x121x1): Measurement grid: dx=10mm, dy=10mm
Maximum value of SAR (interpolated) = 0.057 mW/g

Right Tilt/LTE Band 5 50RB Mid/Zoom Scan (7x7x7)/Cube 0: Measurement grid: dx=5mm, dy=5mm, dz=5mm
Reference Value = 6.63 V/m; Power Drift = -7.92 dB
Peak SAR (extrapolated) = 0.065 W/kg
SAR(1 g) = 0.054 mW/g; SAR(10 g) = 0.043 mW/g
Maximum value of SAR (measured) = 0.056 mW/g

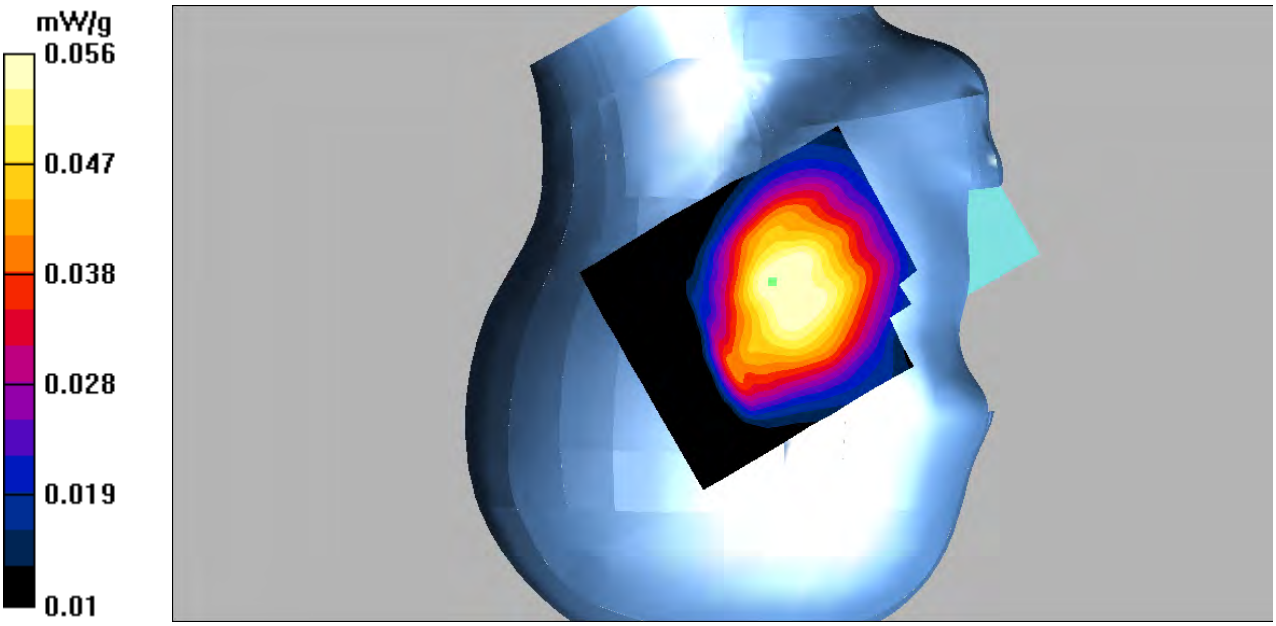

DUT: Smartphone; Type: AM509;

Communication System: LTE FDD Bands; Frequency: 836.5 MHz;Duty Cycle: 1:1
Medium parameters used: f = 836.5 MHz; σ = 0.98 mho/m; ε_r = 55.57; ρ = 1000 kg/m^3
Phantom section: Flat Section

DASY4 Configuration:
- Probe: EX3DV4 – SN7382; ConvF(10.54, 10.54, 10.54); Calibrated: 26/10/2016
- Sensor-Surface: 4mm (Mechanical Surface Detection)
- Electronics: DAE – SN772; Calibrated: 25/10/2016
- Phantom: TWIN SAM; Type: Twin SAM V5.0; Serial: 1909
- Measurement SW: DASY4, V4.5 Build 19; Postprocessing SW: SEMCAD, V1.8 Build 145

Body Back/LTE Band 5 1RB Mid/Area Scan (101x121x1): Measurement grid: dx=10mm, dy=10mm
Maximum value of SAR (interpolated) = 0.382 mW/g

Body Back/LTE Band 5 1RB Mid/Zoom Scan (7x7x7)/Cube 0: Measurement grid: dx=5mm, dy=5mm, dz=5mm
Reference Value = 20.3 V/m; Power Drift = 0.279 dB
Peak SAR (extrapolated) = 0.489 W/kg
SAR(1 g) = 0.393 mW/g; SAR(10 g) = 0.299 mW/g
Maximum value of SAR (measured) = 0.414 mW/g

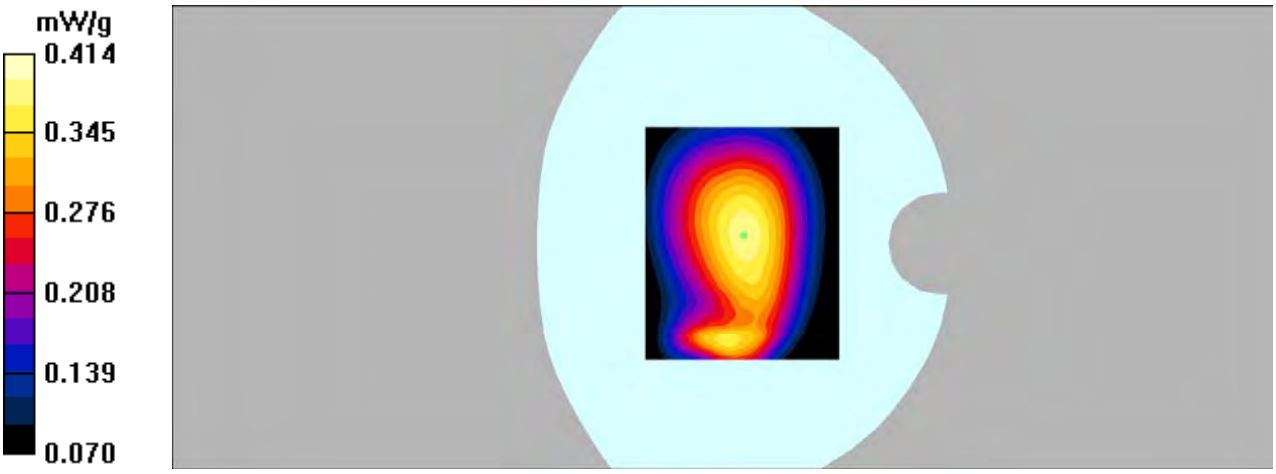

DUT: Smartphone; Type: AM509;

Communication System: LTE FDD Bands; Frequency: 836.5 MHz;Duty Cycle: 1:1
Medium parameters used: f = 836.5 MHz; σ = 0.98 mho/m; ε_r = 55.57; ρ = 1000 kg/m^3
Phantom section: Flat Section

DASY4 Configuration:
- Probe: EX3DV4 – SN7382; ConvF(10.54, 10.54, 10.54); Calibrated: 26/10/2016
- Sensor-Surface: 4mm (Mechanical Surface Detection)
- Electronics: DAE – SN772; Calibrated: 25/10/2016
- Phantom: TWIN SAM; Type: Twin SAM V5.0; Serial: 1909
- Measurement SW: DASY4, V4.5 Build 19; Postprocessing SW: SEMCAD, V1.8 Build 145

Body Back/LTE Band 5 50RB Mid/Area Scan (101x121x1): Measurement grid: dx=10mm, dy=10mm
Maximum value of SAR (interpolated) = 0.334 mW/g

Body Back/LTE Band 5 50RB Mid/Zoom Scan (7x7x7)/Cube 0: Measurement grid: dx=5mm, dy=5mm, dz=5mm
Reference Value = 18.5 V/m; Power Drift = -0.072 dB
Peak SAR (extrapolated) = 0.385 W/kg
SAR(1 g) = 0.311 mW/g; SAR(10 g) = 0.242 mW/g
Maximum value of SAR (measured) = 0.328 mW/g

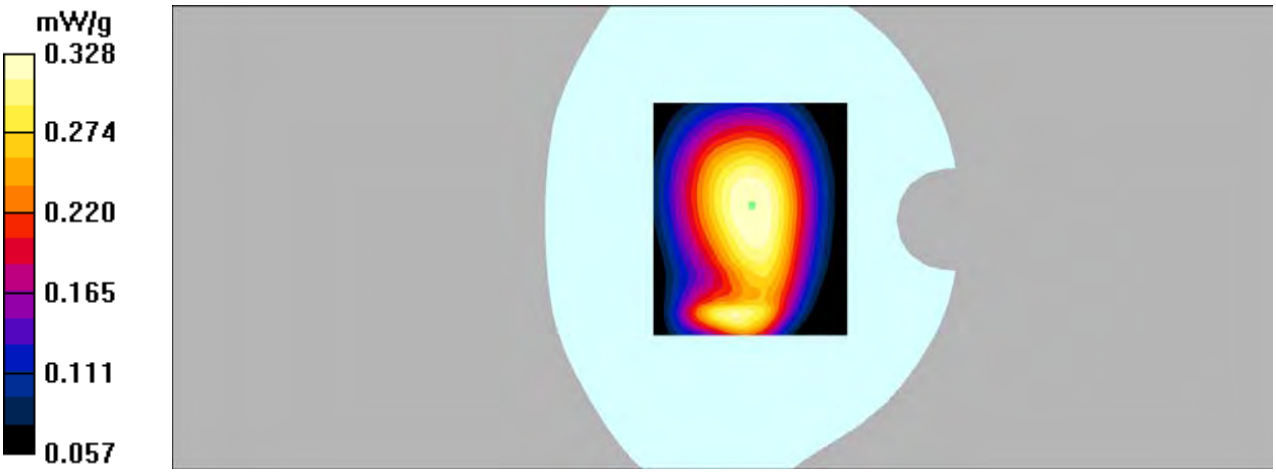

DUT: Smartphone; Type: AM509;

Communication System: LTE FDD Bands; Frequency: 836.5 MHz;Duty Cycle: 1:1
Medium parameters used: f = 836.5 MHz; σ = 0.98 mho/m; ε_r = 55.57; ρ = 1000 kg/m^3
Phantom section: Flat Section

DASY4 Configuration:
- Probe: EX3DV4 – SN7382; ConvF(10.54, 10.54, 10.54); Calibrated: 26/10/2016
- Sensor-Surface: 4mm (Mechanical Surface Detection)
- Electronics: DAE – SN772; Calibrated: 25/10/2016
- Phantom: TWIN SAM; Type: Twin SAM V5.0; Serial: 1909
- Measurement SW: DASY4, V4.5 Build 19; Postprocessing SW: SEMCAD, V1.8 Build 145

Body Left/LTE Band 5 1RB Mid/Area Scan (101x121x1): Measurement grid: dx=10mm, dy=10mm
Maximum value of SAR (interpolated) = 0.196 mW/g

Body Left/LTE Band 5 1RB Mid/Zoom Scan (7x7x7)/Cube 0: Measurement grid: dx=5mm, dy=5mm, dz=5mm
Reference Value = 13.6 V/m; Power Drift = 0.099 dB
Peak SAR (extrapolated) = 0.258 W/kg
SAR(1 g) = 0.196 mW/g; SAR(10 g) = 0.143 mW/g
Maximum value of SAR (measured) = 0.207 mW/g



DUT: Smartphone; Type: AM509;

Communication System: LTE FDD Bands; Frequency: 836.5 MHz;Duty Cycle: 1:1
Medium parameters used: f = 836.5 MHz; σ = 0.98 mho/m; ε_r = 55.57; ρ = 1000 kg/m^3
Phantom section: Flat Section

DASY4 Configuration:
- Probe: EX3DV4 – SN7382; ConvF(10.54, 10.54, 10.54); Calibrated: 26/10/2016
- Sensor-Surface: 4mm (Mechanical Surface Detection)
- Electronics: DAE – SN772; Calibrated: 25/10/2016
- Phantom: TWIN SAM; Type: Twin SAM V5.0; Serial: 1909
- Measurement SW: DASY4, V4.5 Build 19; Postprocessing SW: SEMCAD, V1.8 Build 145

Body Left/LTE Band 5 50RB Mid/Area Scan (101x121x1): Measurement grid: dx=10mm, dy=10mm
Maximum value of SAR (interpolated) = 0.141 mW/g

Body Left/LTE Band 5 50RB Mid/Zoom Scan (7x7x7)/Cube 0: Measurement grid: dx=5mm, dy=5mm, dz=5mm
Reference Value = 11.4 V/m; Power Drift = 0.127 dB
Peak SAR (extrapolated) = 0.183 W/kg
SAR(1 g) = 0.138 mW/g; SAR(10 g) = 0.101 mW/g
Maximum value of SAR (measured) = 0.147 mW/g

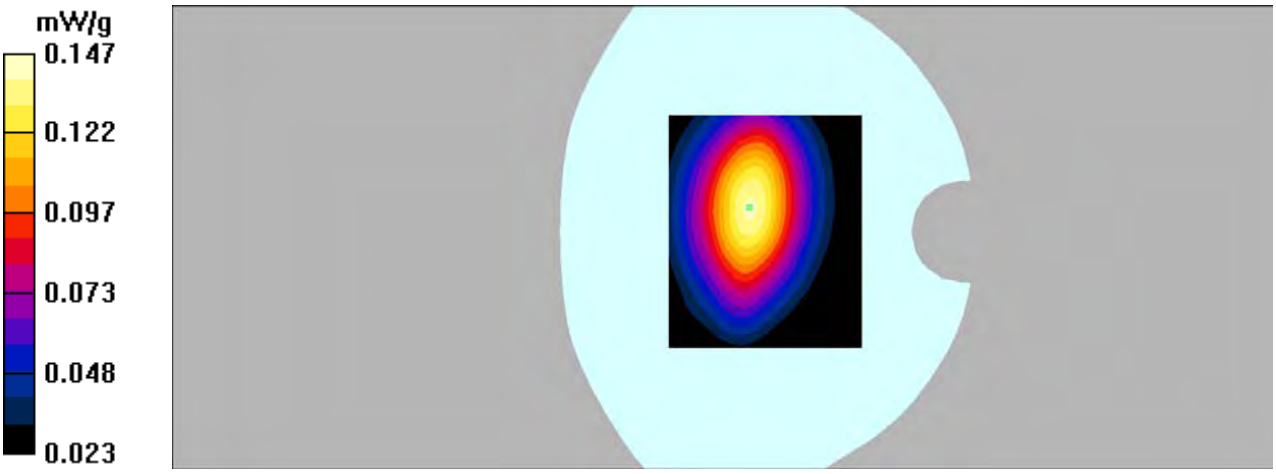

DUT: Smartphone; Type: AM509;

Communication System: LTE FDD Bands; Frequency: 836.5 MHz;Duty Cycle: 1:1
Medium parameters used: f = 836.5 MHz; σ = 0.98 mho/m; ε_r = 55.57; ρ = 1000 kg/m^3
Phantom section: Flat Section

DASY4 Configuration:
- Probe: EX3DV4 – SN7382; ConvF(10.54, 10.54, 10.54); Calibrated: 26/10/2016
- Sensor-Surface: 4mm (Mechanical Surface Detection)
- Electronics: DAE – SN772; Calibrated: 25/10/2016
- Phantom: TWIN SAM; Type: Twin SAM V5.0; Serial: 1909
- Measurement SW: DASY4, V4.5 Build 19; Postprocessing SW: SEMCAD, V1.8 Build 145

Body Right/LTE Band 5 1RB Mid/Area Scan (101x121x1): Measurement grid: dx=10mm, dy=10mm
Maximum value of SAR (interpolated) = 0.141 mW/g

Body Right/LTE Band 5 1RB Mid/Zoom Scan (7x7x7)/Cube 0: Measurement grid: dx=5mm, dy=5mm, dz=5mm
Reference Value = 11.5 V/m; Power Drift = -0.203 dB
Peak SAR (extrapolated) = 0.171 W/kg
SAR(1 g) = 0.131 mW/g; SAR(10 g) = 0.095 mW/g
Maximum value of SAR (measured) = 0.140 mW/g



DUT: Smartphone; Type: AM509;

Communication System: LTE FDD Bands; Frequency: 836.5 MHz;Duty Cycle: 1:1
Medium parameters used: f = 836.5 MHz; σ = 0.98 mho/m; ε_r = 55.57; ρ = 1000 kg/m^3
Phantom section: Flat Section

DASY4 Configuration:
- Probe: EX3DV4 – SN7382; ConvF(10.54, 10.54, 10.54); Calibrated: 26/10/2016
- Sensor-Surface: 4mm (Mechanical Surface Detection)
- Electronics: DAE – SN772; Calibrated: 25/10/2016
- Phantom: TWIN SAM; Type: Twin SAM V5.0; Serial: 1909
- Measurement SW: DASY4, V4.5 Build 19; Postprocessing SW: SEMCAD, V1.8 Build 145

Body Right/LTE Band 5 50RB Mid/Area Scan (101x121x1): Measurement grid: dx=10mm, dy=10mm
Maximum value of SAR (interpolated) = 0.100 mW/g

Body Right/LTE Band 5 50RB Mid/Zoom Scan (7x7x7)/Cube 0: Measurement grid: dx=5mm, dy=5mm, dz=5mm
Reference Value = 9.49 V/m; Power Drift = 0.202 dB
Peak SAR (extrapolated) = 0.127 W/kg
SAR(1 g) = 0.097 mW/g; SAR(10 g) = 0.070 mW/g
Maximum value of SAR (measured) = 0.103 mW/g

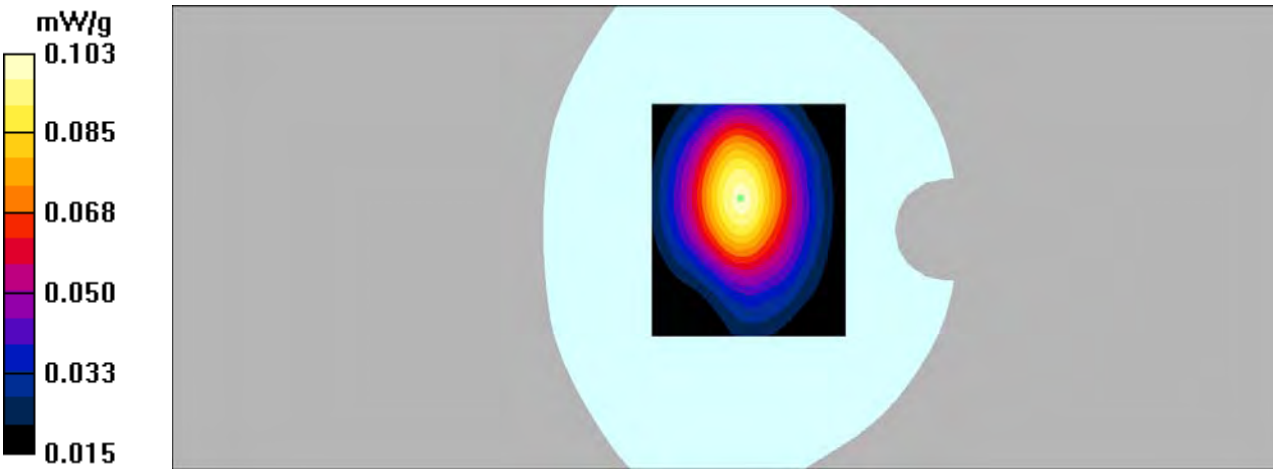

DUT: Smartphone; Type: AM509;

Communication System: LTE FDD Bands; Frequency: 836.5 MHz;Duty Cycle: 1:1
Medium parameters used: f = 836.5 MHz; σ = 0.98 mho/m; ε_r = 55.57; ρ = 1000 kg/m^3
Phantom section: Flat Section

DASY4 Configuration:
- Probe: EX3DV4 – SN7382; ConvF(10.54, 10.54, 10.54); Calibrated: 26/10/2016
- Sensor-Surface: 4mm (Mechanical Surface Detection)
- Electronics: DAE – SN772; Calibrated: 25/10/2016
- Phantom: TWIN SAM; Type: Twin SAM V5.0; Serial: 1909
- Measurement SW: DASY4, V4.5 Build 19; Postprocessing SW: SEMCAD, V1.8 Build 145

Body Bottom/LTE Band 5 1RB Mid/Area Scan (91x101x1): Measurement grid: dx=10mm, dy=10mm
Maximum value of SAR (interpolated) = 0.110 mW/g

Body Bottom/LTE Band 5 1RB Mid/Zoom Scan (7x7x7)/Cube 0: Measurement grid: dx=5mm, dy=5mm, dz=5mm
Reference Value = 7.93 V/m; Power Drift = 0.522 dB
Peak SAR (extrapolated) = 0.269 W/kg
SAR(1 g) = 0.111 mW/g; SAR(10 g) = 0.056 mW/g
Maximum value of SAR (measured) = 0.122 mW/g



DUT: Smartphone; Type: AM509;

Communication System: LTE FDD Bands; Frequency: 836.5 MHz;Duty Cycle: 1:1
Medium parameters used: f = 836.5 MHz; σ = 0.98 mho/m; ε_r = 55.57; ρ = 1000 kg/m^3
Phantom section: Flat Section

DASY4 Configuration:
- Probe: EX3DV4 – SN7382; ConvF(10.54, 10.54, 10.54); Calibrated: 26/10/2016
- Sensor-Surface: 4mm (Mechanical Surface Detection)
- Electronics: DAE – SN772; Calibrated: 25/10/2016
- Phantom: TWIN SAM; Type: Twin SAM V5.0; Serial: 1909
- Measurement SW: DASY4, V4.5 Build 19; Postprocessing SW: SEMCAD, V1.8 Build 145

Body Bottom/LTE Band 5 50RB Mid/Area Scan (91x101x1): Measurement grid: dx=10mm, dy=10mm
Maximum value of SAR (interpolated) = 0.098 mW/g

Body Bottom/LTE Band 5 50RB Mid/Zoom Scan (7x7x7)/Cube 0: Measurement grid: dx=5mm, dy=5mm, dz=5mm
Reference Value = 7.56 V/m; Power Drift = -0.127 dB
Peak SAR (extrapolated) = 0.240 W/kg
SAR(1 g) = 0.092 mW/g; SAR(10 g) = 0.045 mW/g
Maximum value of SAR (measured) = 0.100 mW/g



DUT: Smartphone; Type: AM509;

Communication System: LTE FDD Bands; Frequency: 2560 MHz;Duty Cycle: 1:1
Medium parameters used: f = 2560 MHz; σ = 1.95 mho/m; ε_r = 39.69; ρ = 1000 kg/m^3
Phantom section: Left Section

DASY4 Configuration:
- Probe: EX3DV4 – SN7382; ConvF(7.48, 7.48, 7.48); Calibrated: 26/10/2016
- Sensor-Surface: 4mm (Mechanical Surface Detection)
- Electronics: DAE – SN772; Calibrated: 25/10/2016
- Phantom: TWIN SAM; Type: Twin SAM V5.0; Serial: 1909
- Measurement SW: DASY4, V4.5 Build 19; Postprocessing SW: SEMCAD, V1.8 Build 145

Left Cheek/LTE Band 7 1RB High/Area Scan (101x121x1): Measurement grid: dx=10mm, dy=10mm
Maximum value of SAR (interpolated) = 0.093 mW/g

Left Cheek/LTE Band 7 1RB High/Zoom Scan (7x7x7)/Cube 0: Measurement grid: dx=5mm, dy=5mm, dz=5mm
Reference Value = 1.74 V/m; Power Drift = 1.99 dB
Peak SAR (extrapolated) = 0.156 W/kg
SAR(1 g) = 0.086 mW/g; SAR(10 g) = 0.047 mW/g
Maximum value of SAR (measured) = 0.092 mW/g

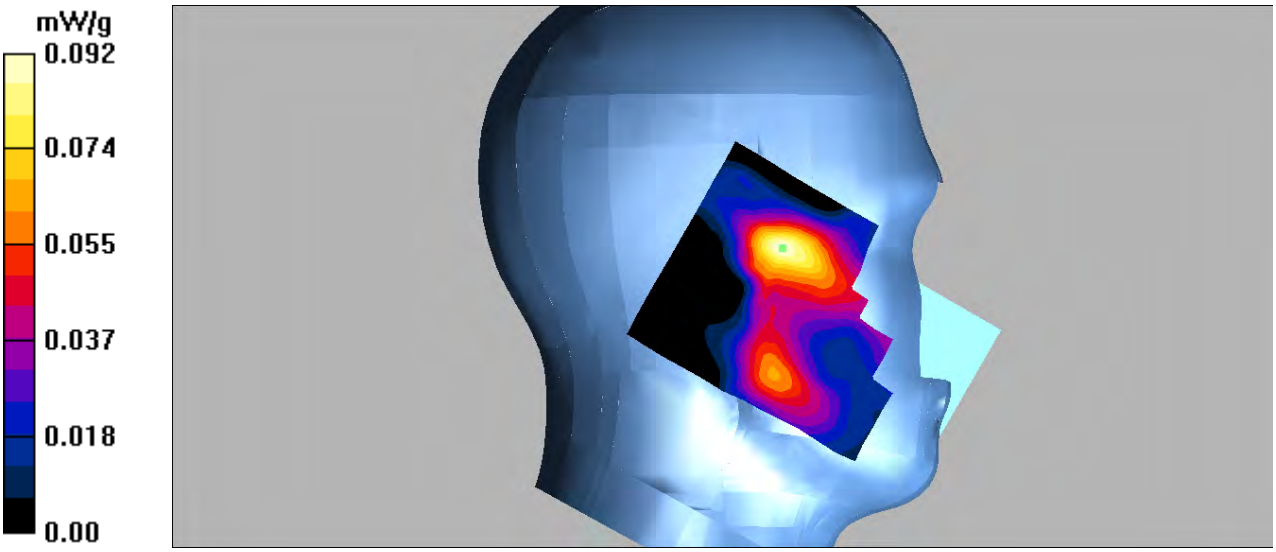

DUT: Smartphone; Type: AM509;

Communication System: LTE FDD Bands; Frequency: 2560 MHz;Duty Cycle: 1:1
Medium parameters used: f = 2560 MHz; σ = 1.95 mho/m; ε_r = 39.69; ρ = 1000 kg/m^3
Phantom section: Left Section

DASY4 Configuration:
- Probe: EX3DV4 – SN7382; ConvF(7.48, 7.48, 7.48); Calibrated: 26/10/2016
- Sensor-Surface: 4mm (Mechanical Surface Detection)
- Electronics: DAE – SN772; Calibrated: 25/10/2016
- Phantom: TWIN SAM; Type: Twin SAM V5.0; Serial: 1909
- Measurement SW: DASY4, V4.5 Build 19; Postprocessing SW: SEMCAD, V1.8 Build 145

Left Cheek/LTE Band 7 50RB High/Area Scan (101x121x1): Measurement grid: dx=10mm, dy=10mm
Maximum value of SAR (interpolated) = 0.061 mW/g

Left Cheek/LTE Band 7 50RB High/Zoom Scan (7x7x7)/Cube 0: Measurement grid: dx=5mm, dy=5mm, dz=5mm
Reference Value = 1.61 V/m; Power Drift = 2.10 dB
Peak SAR (extrapolated) = 0.106 W/kg
SAR(1 g) = 0.055 mW/g; SAR(10 g) = 0.030 mW/g
Maximum value of SAR (measured) = 0.060 mW/g

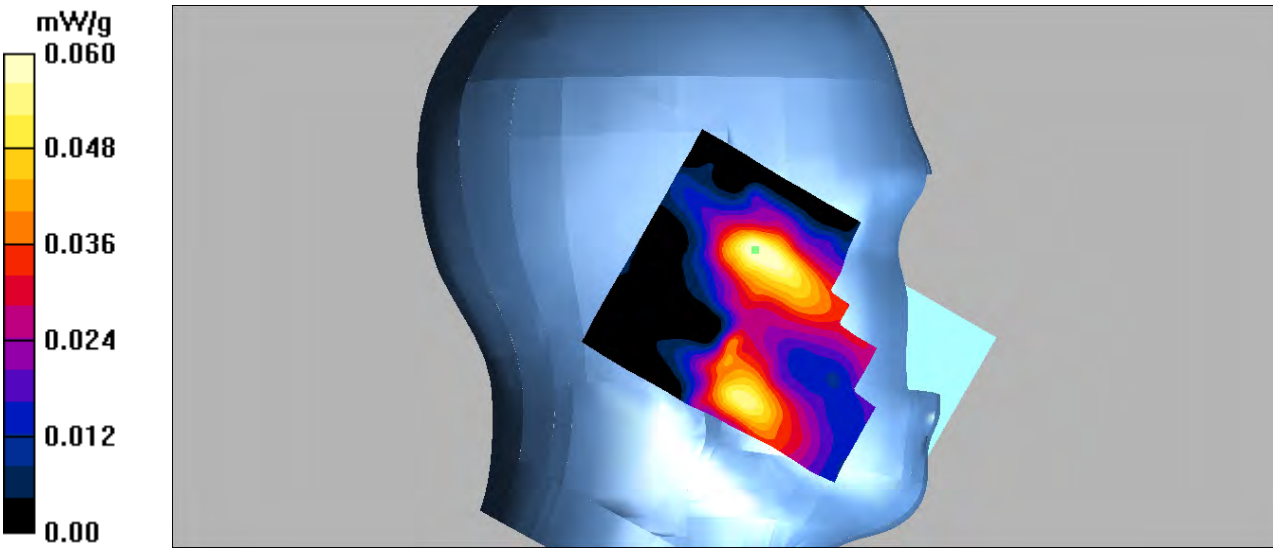

DUT: Smartphone; Type: AM509;

Communication System: LTE FDD Bands; Frequency: 2560 MHz;Duty Cycle: 1:1
Medium parameters used: f = 2560 MHz; σ = 1.95 mho/m; ε_r = 39.69; ρ = 1000 kg/m^3
Phantom section: Left Section

DASY4 Configuration:
- Probe: EX3DV4 – SN7382; ConvF(7.48, 7.48, 7.48); Calibrated: 26/10/2016
- Sensor-Surface: 4mm (Mechanical Surface Detection)
- Electronics: DAE – SN772; Calibrated: 25/10/2016
- Phantom: TWIN SAM; Type: Twin SAM V5.0; Serial: 1909
- Measurement SW: DASY4, V4.5 Build 19; Postprocessing SW: SEMCAD, V1.8 Build 145

Left Tilt/LTE Band 7 1RB High/Area Scan (101x121x1): Measurement grid: dx=10mm, dy=10mm
Maximum value of SAR (interpolated) = 0.035 mW/g

Left Tilt/LTE Band 7 1RB High/Zoom Scan (7x7x7)/Cube 0: Measurement grid: dx=5mm, dy=5mm, dz=5mm
Reference Value = 2.56 V/m; Power Drift = 1.04 dB
Peak SAR (extrapolated) = 0.053 W/kg
SAR(1 g) = 0.028 mW/g; SAR(10 g) = 0.013 mW/g
Maximum value of SAR (measured) = 0.031 mW/g

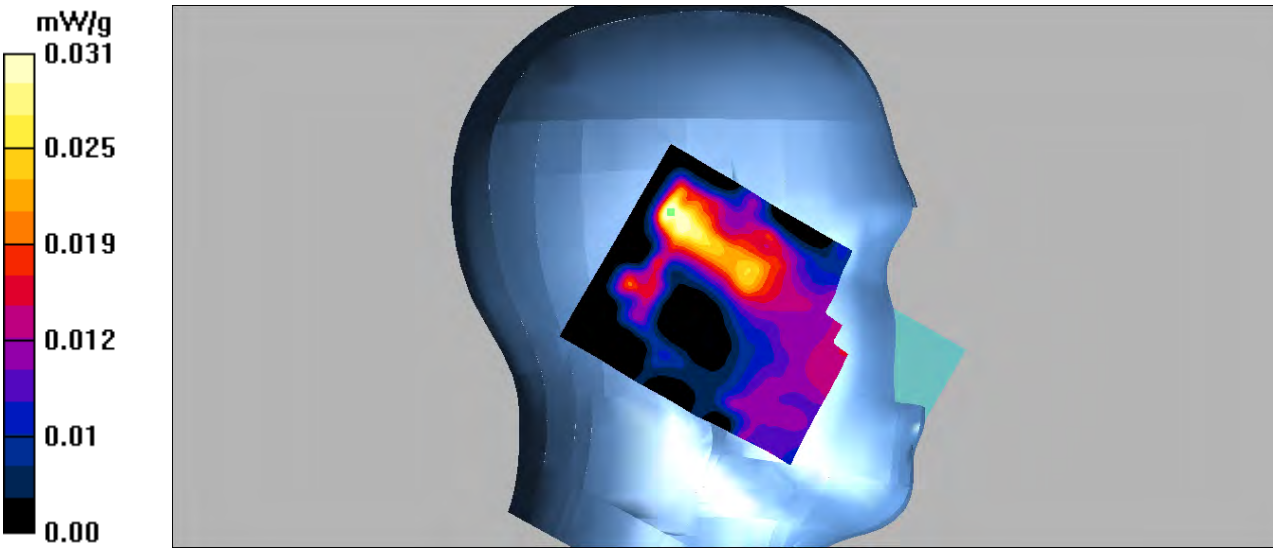

DUT: Smartphone; Type: AM509;

Communication System: LTE FDD Bands; Frequency: 2560 MHz;Duty Cycle: 1:1
Medium parameters used: f = 2560 MHz; σ = 1.95 mho/m; ε_r = 39.69; ρ = 1000 kg/m^3
Phantom section: Left Section

DASY4 Configuration:
- Probe: EX3DV4 – SN7382; ConvF(7.48, 7.48, 7.48); Calibrated: 26/10/2016
- Sensor-Surface: 4mm (Mechanical Surface Detection)
- Electronics: DAE – SN772; Calibrated: 25/10/2016
- Phantom: TWIN SAM; Type: Twin SAM V5.0; Serial: 1909
- Measurement SW: DASY4, V4.5 Build 19; Postprocessing SW: SEMCAD, V1.8 Build 145

Left Tilt/LTE Band 7 50RB High/Area Scan (101x121x1): Measurement grid: dx=10mm, dy=10mm
Maximum value of SAR (interpolated) = 0.033 mW/g

Left Tilt/LTE Band 7 50RB High/Zoom Scan (7x7x7)/Cube 0: Measurement grid: dx=5mm, dy=5mm, dz=5mm
Reference Value = 2.49 V/m; Power Drift = 0.212 dB
Peak SAR (extrapolated) = 0.041 W/kg
SAR(1 g) = 0.022 mW/g; SAR(10 g) = 0.010 mW/g
Maximum value of SAR (measured) = 0.025 mW/g

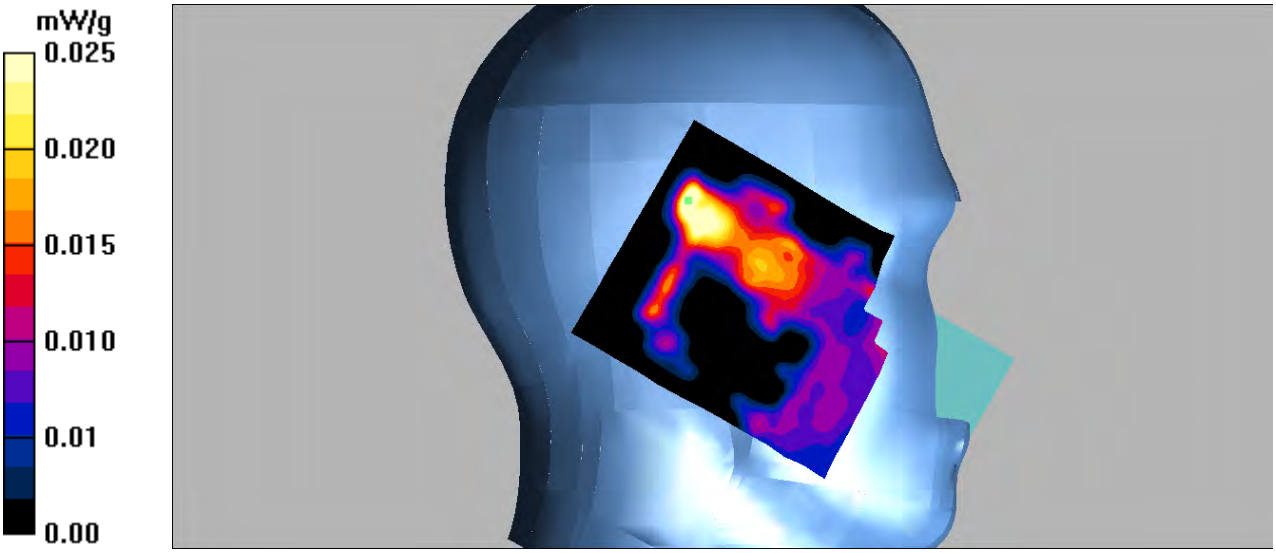

DUT: Smartphone; Type: AM509;

Communication System: LTE FDD Bands; Frequency: 2560 MHz;Duty Cycle: 1:1
Medium parameters used: f = 2560 MHz; σ = 1.95 mho/m; ε_r = 39.69; ρ = 1000 kg/m^3
Phantom section: Right Section

DASY4 Configuration:
- Probe: EX3DV4 – SN7382; ConvF(7.48, 7.48, 7.48); Calibrated: 26/10/2016
- Sensor-Surface: 4mm (Mechanical Surface Detection)
- Electronics: DAE – SN772; Calibrated: 25/10/2016
- Phantom: TWIN SAM; Type: Twin SAM V5.0; Serial: 1909
- Measurement SW: DASY4, V4.5 Build 19; Postprocessing SW: SEMCAD, V1.8 Build 145

Right Cheek/LTE Band 7 1RB High/Area Scan (101x121x1): Measurement grid: dx=10mm, dy=10mm
Maximum value of SAR (interpolated) = 0.167 mW/g

Right Cheek/LTE Band 7 1RB High/Zoom Scan (7x7x7)/Cube 0: Measurement grid: dx=5mm, dy=5mm, dz=5mm
Reference Value = 1.60 V/m; Power Drift = -0.086 dB
Peak SAR (extrapolated) = 0.251 W/kg
SAR(1 g) = 0.147 mW/g; SAR(10 g) = 0.080 mW/g
Maximum value of SAR (measured) = 0.164 mW/g

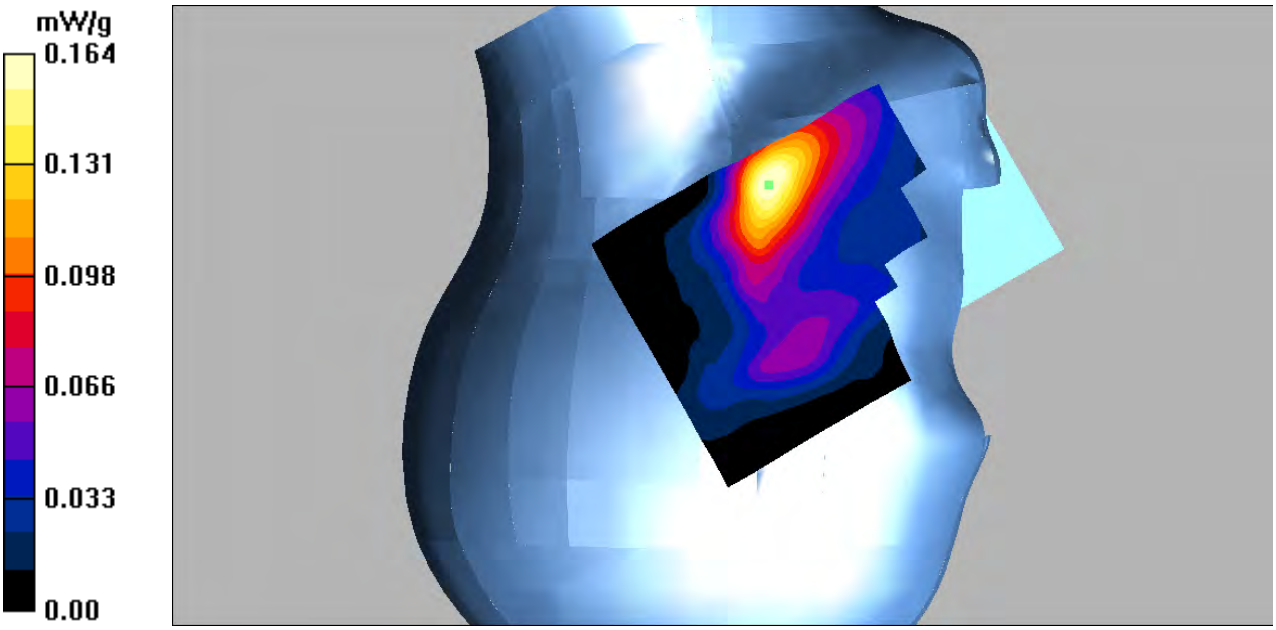

DUT: Smartphone; Type: AM509;

Communication System: LTE FDD Bands; Frequency: 2560 MHz;Duty Cycle: 1:1
Medium parameters used: f = 2560 MHz; σ = 1.95 mho/m; ε_r = 39.69; ρ = 1000 kg/m^3
Phantom section: Right Section

DASY4 Configuration:
- Probe: EX3DV4 – SN7382; ConvF(7.48, 7.48, 7.48); Calibrated: 26/10/2016
- Sensor-Surface: 4mm (Mechanical Surface Detection)
- Electronics: DAE – SN772; Calibrated: 25/10/2016
- Phantom: TWIN SAM; Type: Twin SAM V5.0; Serial: 1909
- Measurement SW: DASY4, V4.5 Build 19; Postprocessing SW: SEMCAD, V1.8 Build 145

Right Cheek/LTE Band 7 50RB High/Area Scan (101x121x1): Measurement grid: dx=10mm, dy=10mm
Maximum value of SAR (interpolated) = 0.134 mW/g

Right Cheek/LTE Band 7 50RB High/Zoom Scan (7x7x7)/Cube 0: Measurement grid: dx=5mm, dy=5mm, dz=5mm
Reference Value = 1.21 V/m; Power Drift = -0.185 dB
Peak SAR (extrapolated) = 0.195 W/kg
SAR(1 g) = 0.114 mW/g; SAR(10 g) = 0.063 mW/g
Maximum value of SAR (measured) = 0.123 mW/g

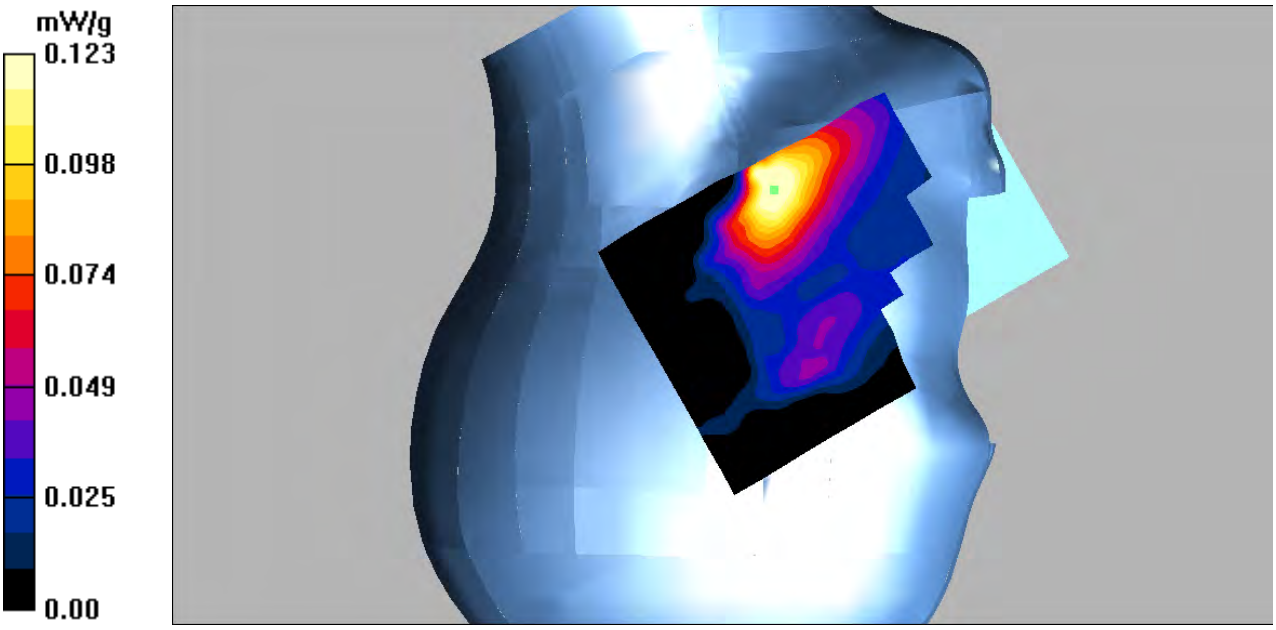

DUT: Smartphone; Type: AM509;

Communication System: LTE FDD Bands; Frequency: 2560 MHz;Duty Cycle: 1:1
Medium parameters used: f = 2560 MHz; σ = 1.95 mho/m; ε_r = 39.69; ρ = 1000 kg/m^3
Phantom section: Right Section

DASY4 Configuration:
- Probe: EX3DV4 – SN7382; ConvF(7.48, 7.48, 7.48); Calibrated: 26/10/2016
- Sensor-Surface: 4mm (Mechanical Surface Detection)
- Electronics: DAE – SN772; Calibrated: 25/10/2016
- Phantom: TWIN SAM; Type: Twin SAM V5.0; Serial: 1909
- Measurement SW: DASY4, V4.5 Build 19; Postprocessing SW: SEMCAD, V1.8 Build 145

Right Tilt/LTE Band 7 1RB High/Area Scan (101x121x1): Measurement grid: dx=10mm, dy=10mm
Maximum value of SAR (interpolated) = 0.035 mW/g

Right Tilt/LTE Band 7 1RB High/Zoom Scan (7x7x7)/Cube 0: Measurement grid: dx=5mm, dy=5mm, dz=5mm
Reference Value = 0.55 V/m; Power Drift = -0.332 dB
Peak SAR (extrapolated) = 0.035 W/kg
SAR(1 g) = 0.022 mW/g; SAR(10 g) = 0.012 mW/g
Maximum value of SAR (measured) = 0.039 mW/g



DUT: Smartphone; Type: AM509;

Communication System: LTE FDD Bands; Frequency: 2560 MHz;Duty Cycle: 1:1
Medium parameters used: f = 2560 MHz; σ = 1.95 mho/m; ε_r = 39.69; ρ = 1000 kg/m^3
Phantom section: Right Section

DASY4 Configuration:
- Probe: EX3DV4 – SN7382; ConvF(7.48, 7.48, 7.48); Calibrated: 26/10/2016
- Sensor-Surface: 4mm (Mechanical Surface Detection)
- Electronics: DAE – SN772; Calibrated: 25/10/2016
- Phantom: TWIN SAM; Type: Twin SAM V5.0; Serial: 1909
- Measurement SW: DASY4, V4.5 Build 19; Postprocessing SW: SEMCAD, V1.8 Build 145

Right Tilt/LTE Band 7 50RB High/Area Scan (101x121x1): Measurement grid: dx=10mm, dy=10mm
Maximum value of SAR (interpolated) = 0.031 mW/g

Right Tilt/LTE Band 7 50RB High/Zoom Scan (7x7x7)/Cube 0: Measurement grid: dx=5mm, dy=5mm, dz=5mm
Reference Value = 0.73 V/m; Power Drift = 0.211 dB
Peak SAR (extrapolated) = 0.068 W/kg
SAR(1 g) = 0.021 mW/g; SAR(10 g) = 0.00922 mW/g
Maximum value of SAR (measured) = 0.035 mW/g



DUT: Smartphone; Type: AM509;

Communication System: LTE FDD Bands; Frequency: 2560 MHz;Duty Cycle: 1:1
Medium parameters used: f = 2560 MHz; σ = 2.15 mho/m; ε_r = 52.68; ρ = 1000 kg/m^3
Phantom section: Flat Section

DASY4 Configuration:
- Probe: EX3DV4 – SN7382; ConvF(7.59, 7.59, 7.59); Calibrated: 26/10/2016
- Sensor-Surface: 4mm (Mechanical Surface Detection)
- Electronics: DAE – SN772; Calibrated: 25/10/2016
- Phantom: TWIN SAM; Type: Twin SAM V5.0; Serial: 1909
- Measurement SW: DASY4, V4.5 Build 19; Postprocessing SW: SEMCAD, V1.8 Build 145

Body Back/LTE Band 7 1RB High/Area Scan (101x121x1): Measurement grid: dx=10mm, dy=10mm
Maximum value of SAR (interpolated) = 0.582 mW/g

Body Back/LTE Band 7 1RB High/Zoom Scan (7x7x7)/Cube 0: Measurement grid: dx=5mm, dy=5mm, dz=5mm
Reference Value = 7.19 V/m; Power Drift = -0.013 dB
Peak SAR (extrapolated) = 1.15 W/kg
SAR(1 g) = 0.540 mW/g; SAR(10 g) = 0.269 mW/g
Maximum value of SAR (measured) = 0.598 mW/g

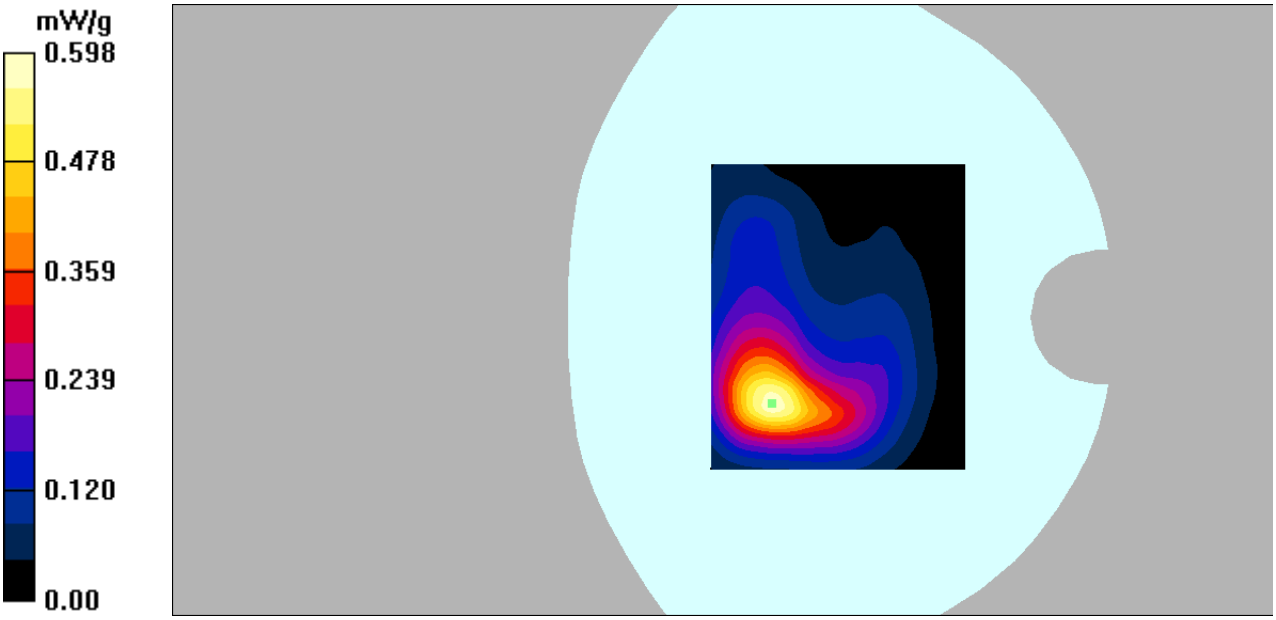

DUT: Smartphone; Type: AM509;

Communication System: LTE FDD Bands; Frequency: 2560 MHz;Duty Cycle: 1:1
Medium parameters used: f = 2560 MHz; σ = 2.15 mho/m; ε_r = 52.68; ρ = 1000 kg/m^3
Phantom section: Flat Section

DASY4 Configuration:
- Probe: EX3DV4 – SN7382; ConvF(7.59, 7.59, 7.59); Calibrated: 26/10/2016
- Sensor-Surface: 4mm (Mechanical Surface Detection)
- Electronics: DAE – SN772; Calibrated: 25/10/2016
- Phantom: TWIN SAM; Type: Twin SAM V5.0; Serial: 1909
- Measurement SW: DASY4, V4.5 Build 19; Postprocessing SW: SEMCAD, V1.8 Build 145

Body Back/LTE Band 7 50RB High/Area Scan (101x121x1): Measurement grid: dx=10mm, dy=10mm
Maximum value of SAR (interpolated) = 0.463 mW/g

Body Back/LTE Band 7 50RB High/Zoom Scan (7x7x7)/Cube 0: Measurement grid: dx=5mm, dy=5mm, dz=5mm
Reference Value = 6.05 V/m; Power Drift = 0.214 dB
Peak SAR (extrapolated) = 0.917 W/kg
SAR(1 g) = 0.428 mW/g; SAR(10 g) = 0.213 mW/g
Maximum value of SAR (measured) = 0.468 mW/g

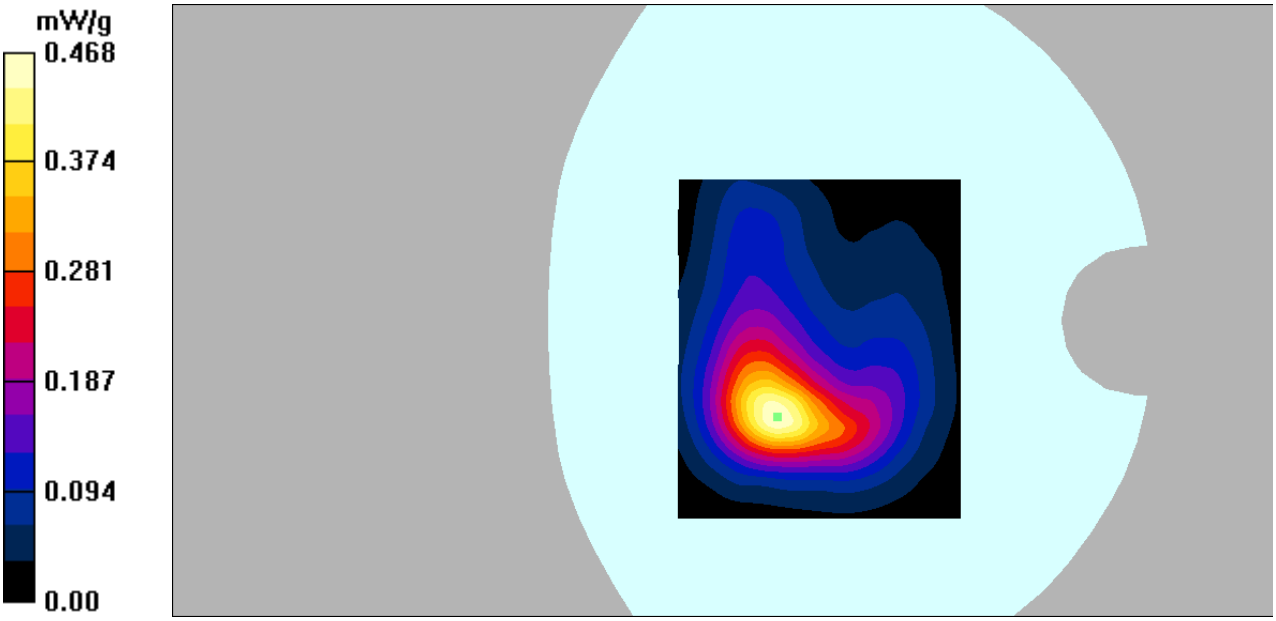

DUT: Smartphone; Type: AM509;

Communication System: LTE FDD Bands; Frequency: 2560 MHz;Duty Cycle: 1:1
Medium parameters used: f = 2560 MHz; σ = 2.15 mho/m; ε_r = 52.68; ρ = 1000 kg/m^3
Phantom section: Flat Section

DASY4 Configuration:
- Probe: EX3DV4 – SN7382; ConvF(7.59, 7.59, 7.59); Calibrated: 26/10/2016
- Sensor-Surface: 4mm (Mechanical Surface Detection)
- Electronics: DAE – SN772; Calibrated: 25/10/2016
- Phantom: TWIN SAM; Type: Twin SAM V5.0; Serial: 1909
- Measurement SW: DASY4, V4.5 Build 19; Postprocessing SW: SEMCAD, V1.8 Build 145

Body Left/LTE Band 7 1RB High/Area Scan (101x131x1): Measurement grid: dx=10mm, dy=10mm
Maximum value of SAR (interpolated) = 0.084 mW/g

Body Left/LTE Band 7 1RB High/Zoom Scan (7x7x7)/Cube 0: Measurement grid: dx=5mm, dy=5mm, dz=5mm
Reference Value = 4.81 V/m; Power Drift = 0.291 dB
Peak SAR (extrapolated) = 0.162 W/kg
SAR(1 g) = 0.082 mW/g; SAR(10 g) = 0.046 mW/g
Maximum value of SAR (measured) = 0.088 mW/g

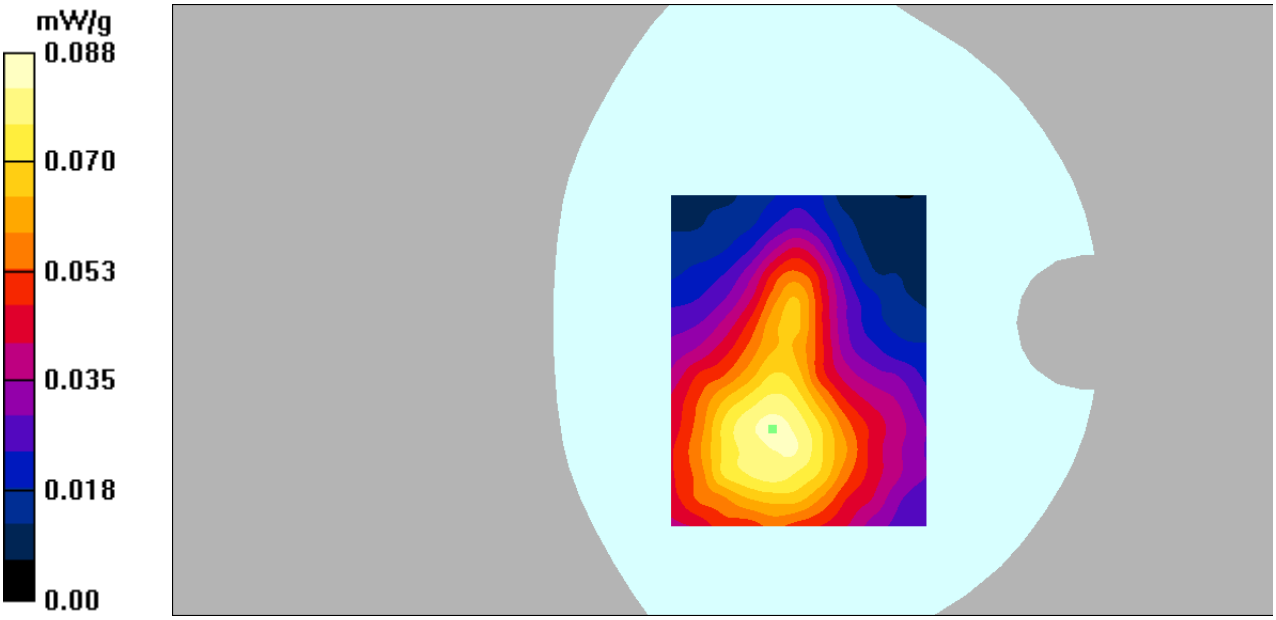

DUT: Smartphone; Type: AM509;

Communication System: LTE FDD Bands; Frequency: 2560 MHz;Duty Cycle: 1:1
Medium parameters used: f = 2560 MHz; σ = 2.15 mho/m; ε_r = 52.68; ρ = 1000 kg/m^3
Phantom section: Flat Section

DASY4 Configuration:
- Probe: EX3DV4 – SN7382; ConvF(7.59, 7.59, 7.59); Calibrated: 26/10/2016
- Sensor-Surface: 4mm (Mechanical Surface Detection)
- Electronics: DAE – SN772; Calibrated: 25/10/2016
- Phantom: TWIN SAM; Type: Twin SAM V5.0; Serial: 1909
- Measurement SW: DASY4, V4.5 Build 19; Postprocessing SW: SEMCAD, V1.8 Build 145

Body Left/LTE Band 7 50RB High/Area Scan (101x131x1): Measurement grid: dx=10mm, dy=10mm
Maximum value of SAR (interpolated) = 0.068 mW/g

Body Left/LTE Band 7 50RB High/Zoom Scan (7x7x7)/Cube 0: Measurement grid: dx=5mm, dy=5mm, dz=5mm
Reference Value = 4.23 V/m; Power Drift = 0.494 dB
Peak SAR (extrapolated) = 0.120 W/kg
SAR(1 g) = 0.064 mW/g; SAR(10 g) = 0.036 mW/g
Maximum value of SAR (measured) = 0.068 mW/g

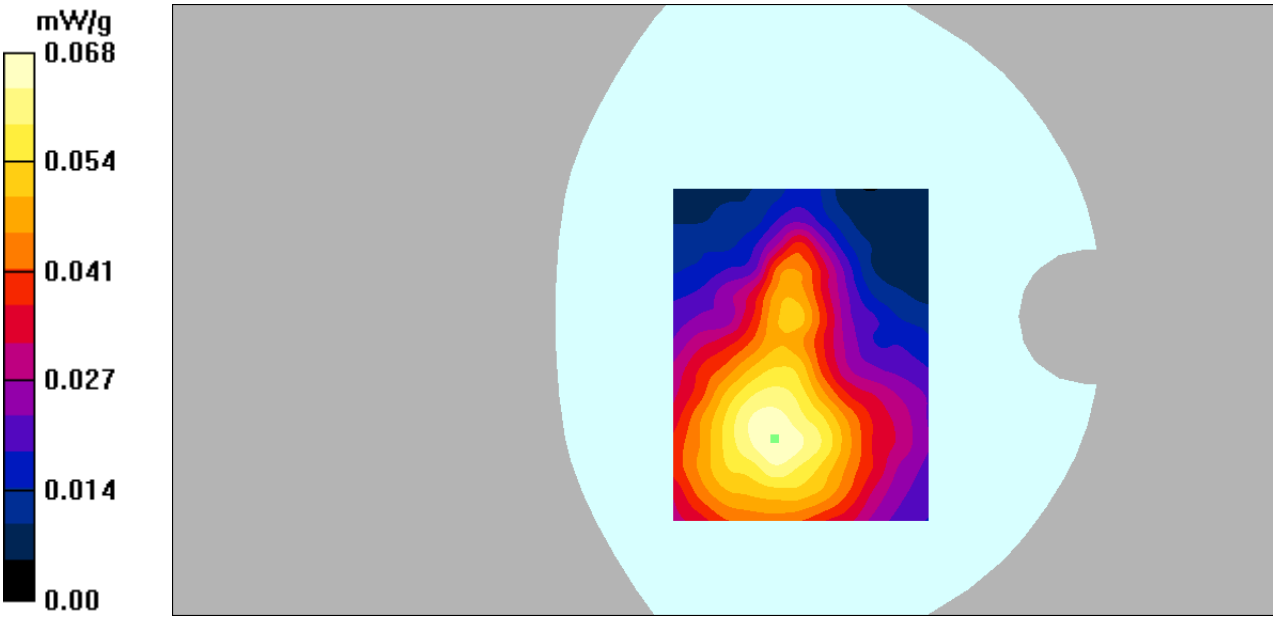

DUT: Smartphone; Type: AM509;

Communication System: LTE FDD Bands; Frequency: 2560 MHz;Duty Cycle: 1:1
Medium parameters used: f = 2560 MHz; σ = 2.15 mho/m; ε_r = 52.68; ρ = 1000 kg/m^3
Phantom section: Flat Section

DASY4 Configuration:
- Probe: EX3DV4 – SN7382; ConvF(7.59, 7.59, 7.59); Calibrated: 26/10/2016
- Sensor-Surface: 4mm (Mechanical Surface Detection)
- Electronics: DAE – SN772; Calibrated: 25/10/2016
- Phantom: TWIN SAM; Type: Twin SAM V5.0; Serial: 1909
- Measurement SW: DASY4, V4.5 Build 19; Postprocessing SW: SEMCAD, V1.8 Build 145

Body Right/LTE Band 7 1RB High/Area Scan (101x121x1): Measurement grid: dx=10mm, dy=10mm
Maximum value of SAR (interpolated) = 0.192 mW/g

Body Right/LTE Band 7 1RB High/Zoom Scan (7x7x7)/Cube 0: Measurement grid: dx=5mm, dy=5mm, dz=5mm
Reference Value = 7.25 V/m; Power Drift = 0.024 dB
Peak SAR (extrapolated) = 0.365 W/kg
SAR(1 g) = 0.179 mW/g; SAR(10 g) = 0.096 mW/g
Maximum value of SAR (measured) = 0.194 mW/g

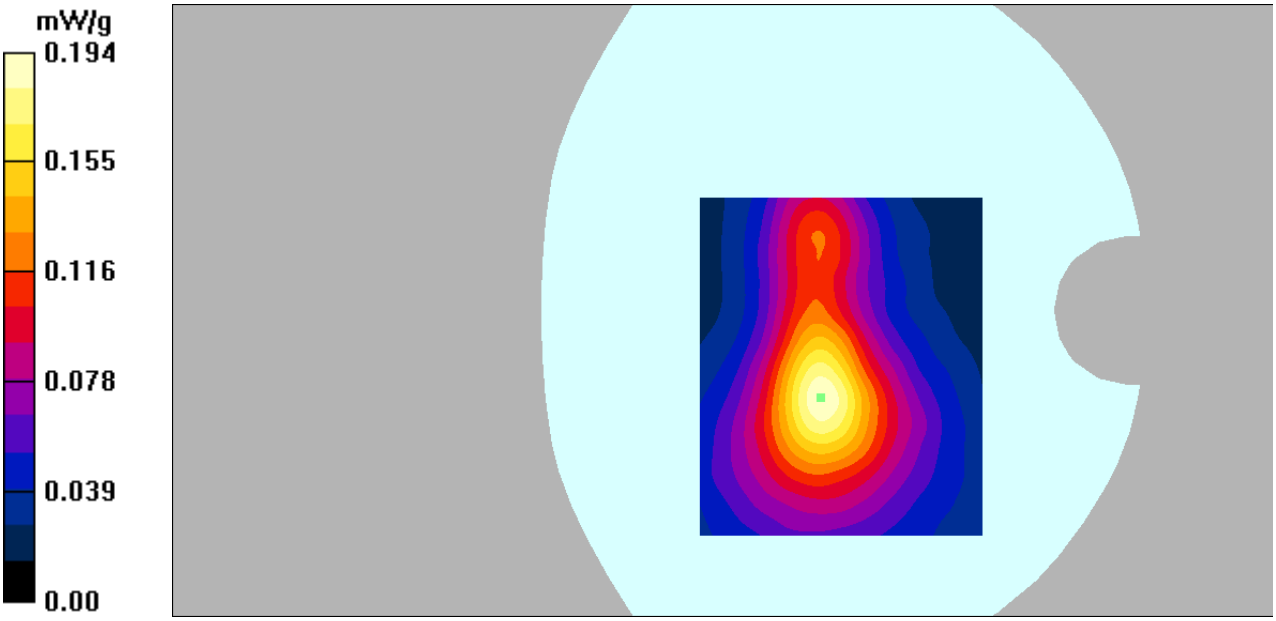

DUT: Smartphone; Type: AM509;

Communication System: LTE FDD Bands; Frequency: 2560 MHz;Duty Cycle: 1:1
Medium parameters used: f = 2560 MHz; σ = 2.15 mho/m; ε_r = 52.68; ρ = 1000 kg/m^3
Phantom section: Flat Section

DASY4 Configuration:
- Probe: EX3DV4 – SN7382; ConvF(7.59, 7.59, 7.59); Calibrated: 26/10/2016
- Sensor-Surface: 4mm (Mechanical Surface Detection)
- Electronics: DAE – SN772; Calibrated: 25/10/2016
- Phantom: TWIN SAM; Type: Twin SAM V5.0; Serial: 1909
- Measurement SW: DASY4, V4.5 Build 19; Postprocessing SW: SEMCAD, V1.8 Build 145

Body Right/LTE Band 7 50RB High/Area Scan (101x121x1): Measurement grid: dx=10mm, dy=10mm
Maximum value of SAR (interpolated) = 0.152 mW/g

Body Right/LTE Band 7 50RB High/Zoom Scan (7x7x7)/Cube 0: Measurement grid: dx=5mm, dy=5mm, dz=5mm
Reference Value = 6.32 V/m; Power Drift = 0.199 dB
Peak SAR (extrapolated) = 0.276 W/kg
SAR(1 g) = 0.140 mW/g; SAR(10 g) = 0.075 mW/g
Maximum value of SAR (measured) = 0.151 mW/g

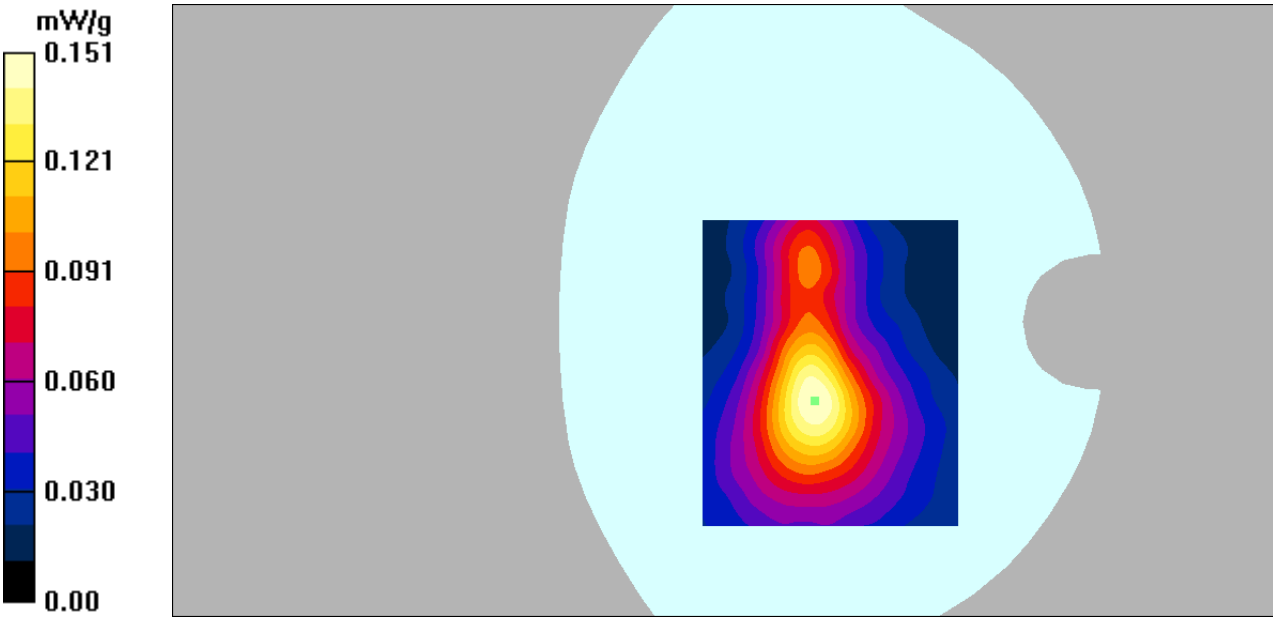

DUT: Smartphone; Type: AM509;

Communication System: LTE FDD Bands; Frequency: 2560 MHz;Duty Cycle: 1:1
Medium parameters used: f = 2560 MHz; σ = 2.15 mho/m; ε_r = 52.68; ρ = 1000 kg/m^3
Phantom section: Flat Section

DASY4 Configuration:
- Probe: EX3DV4 – SN7382; ConvF(7.59, 7.59, 7.59); Calibrated: 26/10/2016
- Sensor-Surface: 4mm (Mechanical Surface Detection)
- Electronics: DAE – SN772; Calibrated: 25/10/2016
- Phantom: TWIN SAM; Type: Twin SAM V5.0; Serial: 1909
- Measurement SW: DASY4, V4.5 Build 19; Postprocessing SW: SEMCAD, V1.8 Build 145

Body Bottom/LTE Band 7 1RB High/Area Scan (101x101x1): Measurement grid: dx=10mm, dy=10mm
Maximum value of SAR (interpolated) = 0.515 mW/g

Body Bottom/LTE Band 7 1RB High/Zoom Scan (7x7x7)/Cube 0: Measurement grid: dx=5mm, dy=5mm, dz=5mm
Reference Value = 12.1 V/m; Power Drift = 0.257 dB
Peak SAR (extrapolated) = 0.948 W/kg
SAR(1 g) = 0.461 mW/g; SAR(10 g) = 0.230 mW/g
Maximum value of SAR (measured) = 0.514 mW/g



DUT: Smartphone; Type: AM509;

Communication System: LTE FDD Bands; Frequency: 2560 MHz;Duty Cycle: 1:1
Medium parameters used: f = 2560 MHz; σ = 2.15 mho/m; ε_r = 52.68; ρ = 1000 kg/m^3
Phantom section: Flat Section

DASY4 Configuration:
- Probe: EX3DV4 – SN7382; ConvF(7.59, 7.59, 7.59); Calibrated: 26/10/2016
- Sensor-Surface: 4mm (Mechanical Surface Detection)
- Electronics: DAE – SN772; Calibrated: 25/10/2016
- Phantom: TWIN SAM; Type: Twin SAM V5.0; Serial: 1909
- Measurement SW: DASY4, V4.5 Build 19; Postprocessing SW: SEMCAD, V1.8 Build 145

Body Bottom/LTE Band 7 50RB High/Area Scan (101x101x1): Measurement grid: dx=10mm, dy=10mm
Maximum value of SAR (interpolated) = 0.408 mW/g

Body Bottom/LTE Band 7 50RB High/Zoom Scan (7x7x7)/Cube 0: Measurement grid: dx=5mm, dy=5mm, dz=5mm
Reference Value = 11.0 V/m; Power Drift = 0.239 dB
Peak SAR (extrapolated) = 0.781 W/kg
SAR(1 g) = 0.374 mW/g; SAR(10 g) = 0.185 mW/g
Maximum value of SAR (measured) = 0.413 mW/g