DUT: Smartphone; Model: AM515;

Communication System: GSM bands; Frequency: 836.6 MHz;Duty Cycle: 1:8
Medium parameters used: f = 836.6 MHz; σ = 0.92 mho/m; εr = 41.66; ρ = 1000 kg/m^3
Phantom section: Left Section
DASY4 Configuration:
- Probe: EX3DV4 – SN7382; ConvF(10.50, 10.50, 10.50); Calibrated: 26/10/2016
- Sensor-Surface: 4mm (Mechanical Surface Detection)
- Electronics: DAE – SN772; Calibrated: 25/10/2016
- Phantom: TWIN SAM; Type: Twin SAM V5.0; Serial: 1909
- Measurement SW: DASY4, V4.5 Build 19; Postprocessing SW: SEMCAD, V1.8 Build 145

Left Cheek/GSM 850 Mid/Area Scan (101x121x1): Measurement grid: dx=10mm, dy=10mm
Maximum value of SAR (interpolated) = 0.237 mW/g

Left Cheek /GSM 850 Mid/Zoom Scan (7x7x7)/Cube 0: Measurement grid: dx=5mm, dy=5mm, dz=5mm
Reference Value = 5.82 V/m; Power Drift = -0.01 dB
Peak SAR (extrapolated) = 0.268 W/kg
SAR(1 g) = 0.228 mW/g; SAR(10 g) = 0.180 mW/g
Maximum value of SAR (measured) = 0.236 mW/g

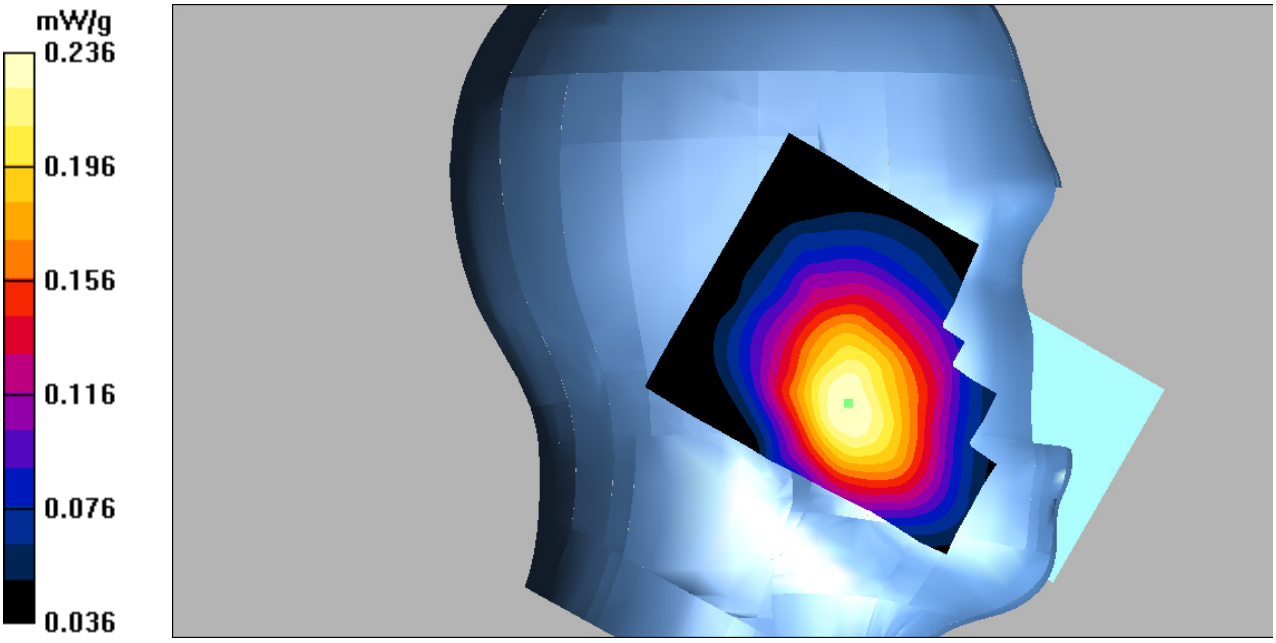

DUT: Smartphone; Model: AM515;

Communication System: GSM bands; Frequency: 836.6 MHz;Duty Cycle: 1:8
Medium parameters used: f = 836.6 MHz; σ = 0.92 mho/m; εr = 41.66; ρ = 1000 kg/m^3
Phantom section: Left Section
DASY4 Configuration:
- Probe: EX3DV4 – SN7382; ConvF(10.50, 10.50, 10.50); Calibrated: 26/10/2016
- Sensor-Surface: 4mm (Mechanical Surface Detection)
- Electronics: DAE – SN772; Calibrated: 25/10/2016
- Phantom: TWIN SAM; Type: Twin SAM V5.0; Serial: 1909
- Measurement SW: DASY4, V4.5 Build 19; Postprocessing SW: SEMCAD, V1.8 Build 145

Left Tilt /GSM 850 Mid/Area Scan (101x121x1): Measurement grid: dx=10mm, dy=10mm
Maximum value of SAR (interpolated) = 0.147 mW/g

Left Tilt /GSM 850 Mid/Zoom Scan (7x7x7)/Cube 0: Measurement grid: dx=5mm, dy=5mm, dz=5mm
Reference Value = 9.67 V/m; Power Drift = 0.040 dB
Peak SAR (extrapolated) = 0.171 W/kg
SAR(1 g) = 0.144 mW/g; SAR(10 g) = 0.115 mW/g
Maximum value of SAR (measured) = 0.149 mW/g

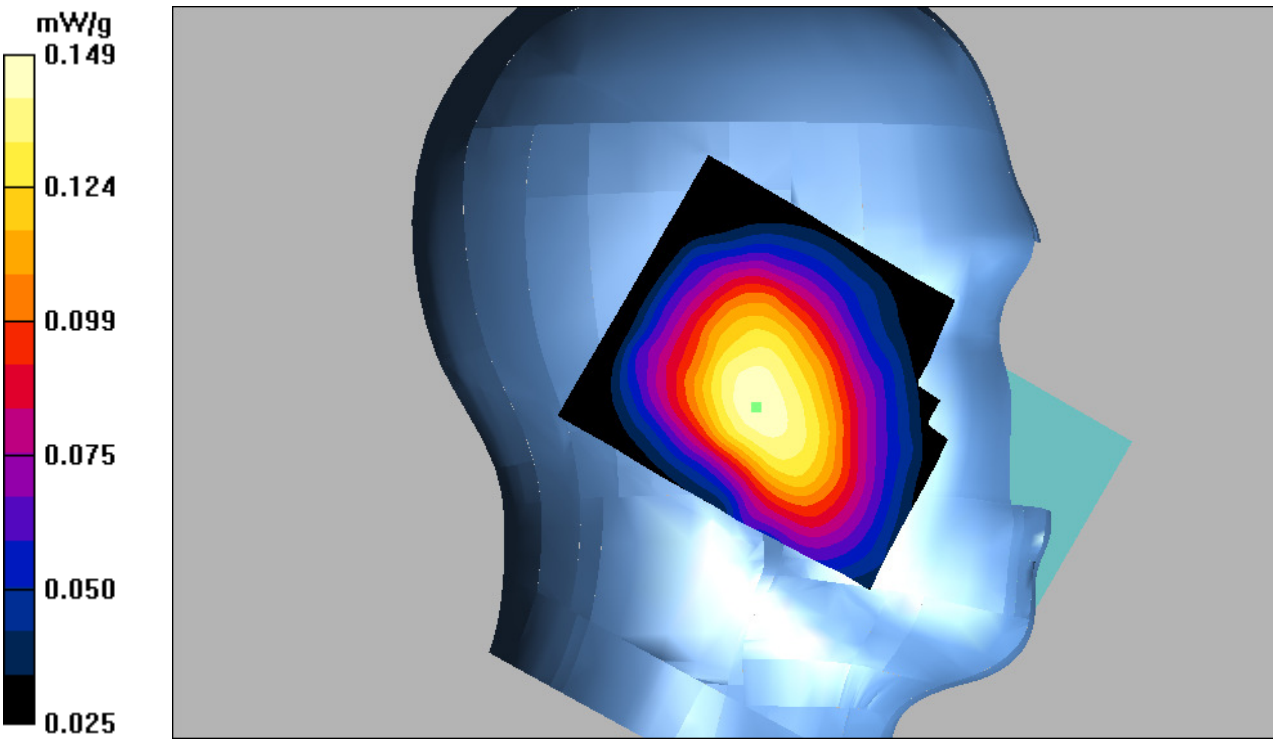

DUT: Smartphone; Model: AM515;

Communication System: GSM bands; Frequency: 836.6 MHz;Duty Cycle: 1:8
Medium parameters used: f = 836.6 MHz; σ = 0.92 mho/m; εr = 41.66; ρ = 1000 kg/m^3
Phantom section: Right Section
DASY4 Configuration:
- Probe: EX3DV4 – SN7382; ConvF(10.50, 10.50, 10.50); Calibrated: 26/10/2016
- Sensor-Surface: 4mm (Mechanical Surface Detection)
- Electronics: DAE – SN772; Calibrated: 25/10/2016
- Phantom: TWIN SAM; Type: Twin SAM V5.0; Serial: 1909
- Measurement SW: DASY4, V4.5 Build 19; Postprocessing SW: SEMCAD, V1.8 Build 145

Right Cheek/GSM850 Mid/Area Scan (101x121x1): Measurement grid: dx=10mm, dy=10mm
Maximum value of SAR (interpolated) = 0.212 mW/g

Right Cheek/GSM850 Mid/Zoom Scan (7x7x7)/Cube 0: Measurement grid: dx=5mm, dy=5mm, dz=5mm
Reference Value = 5.00 V/m; Power Drift = 0.094 dB
Peak SAR (extrapolated) = 0.236 W/kg
SAR(1 g) = 0.203 mW/g; SAR(10 g) = 0.162 mW/g
Maximum value of SAR (measured) = 0.212 mW/g

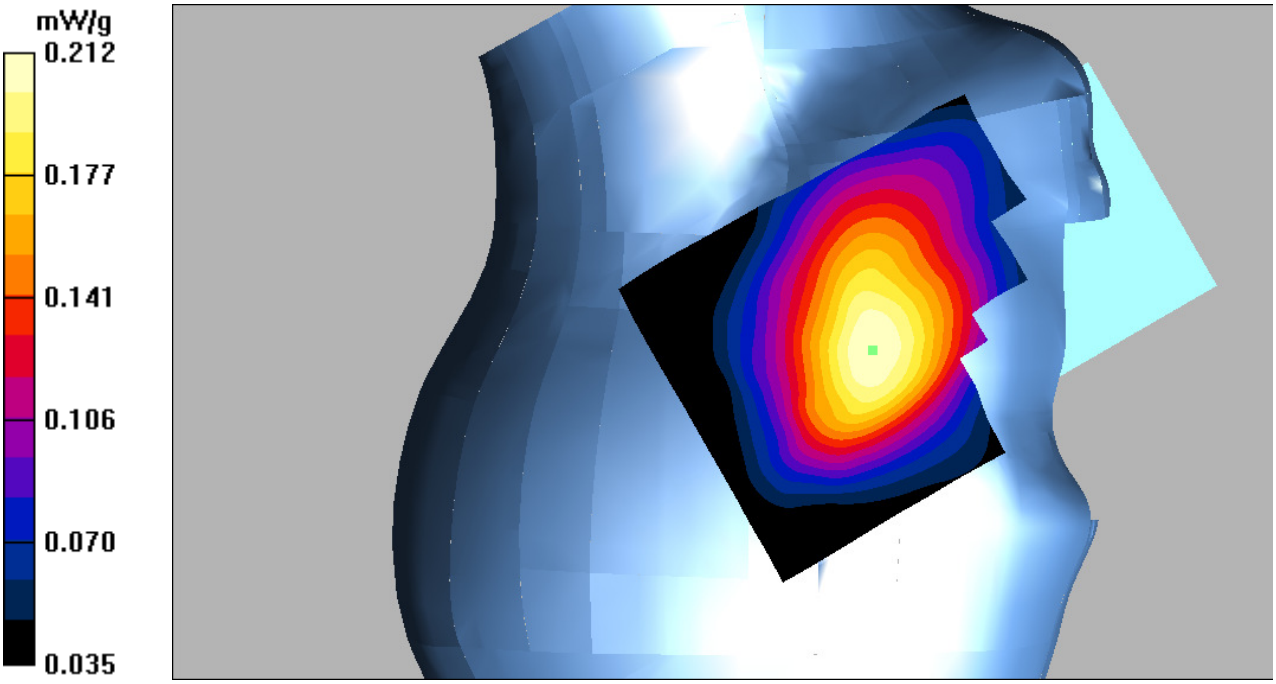

DUT: Smartphone; Model: AM515;

Communication System: GSM bands; Frequency: 836.6 MHz;Duty Cycle: 1:8
Medium parameters used: f = 836.6 MHz; σ = 0.92 mho/m; εr = 41.66; ρ = 1000 kg/m^3
Phantom section: Right Section
DASY4 Configuration:
- Probe: EX3DV4 – SN7382; ConvF(10.50, 10.50, 10.50); Calibrated: 26/10/2016
- Sensor-Surface: 4mm (Mechanical Surface Detection)
- Electronics: DAE – SN772; Calibrated: 25/10/2016
- Phantom: TWIN SAM; Type: Twin SAM V5.0; Serial: 1909
- Measurement SW: DASY4, V4.5 Build 19; Postprocessing SW: SEMCAD, V1.8 Build 145

Right Tilt/GSM850 Mid/Area Scan (101x121x1): Measurement grid: dx=10mm, dy=10mm
Maximum value of SAR (interpolated) = 0.134 mW/g

Right Tilt/GSM850 Mid/Zoom Scan (7x7x7)/Cube 0: Measurement grid: dx=5mm, dy=5mm, dz=5mm
Reference Value = 6.23 V/m; Power Drift = -0.061 dB
Peak SAR (extrapolated) = 0.147 W/kg
SAR(1 g) = 0.124 mW/g; SAR(10 g) = 0.099 mW/g
Maximum value of SAR (measured) = 0.128 mW/g

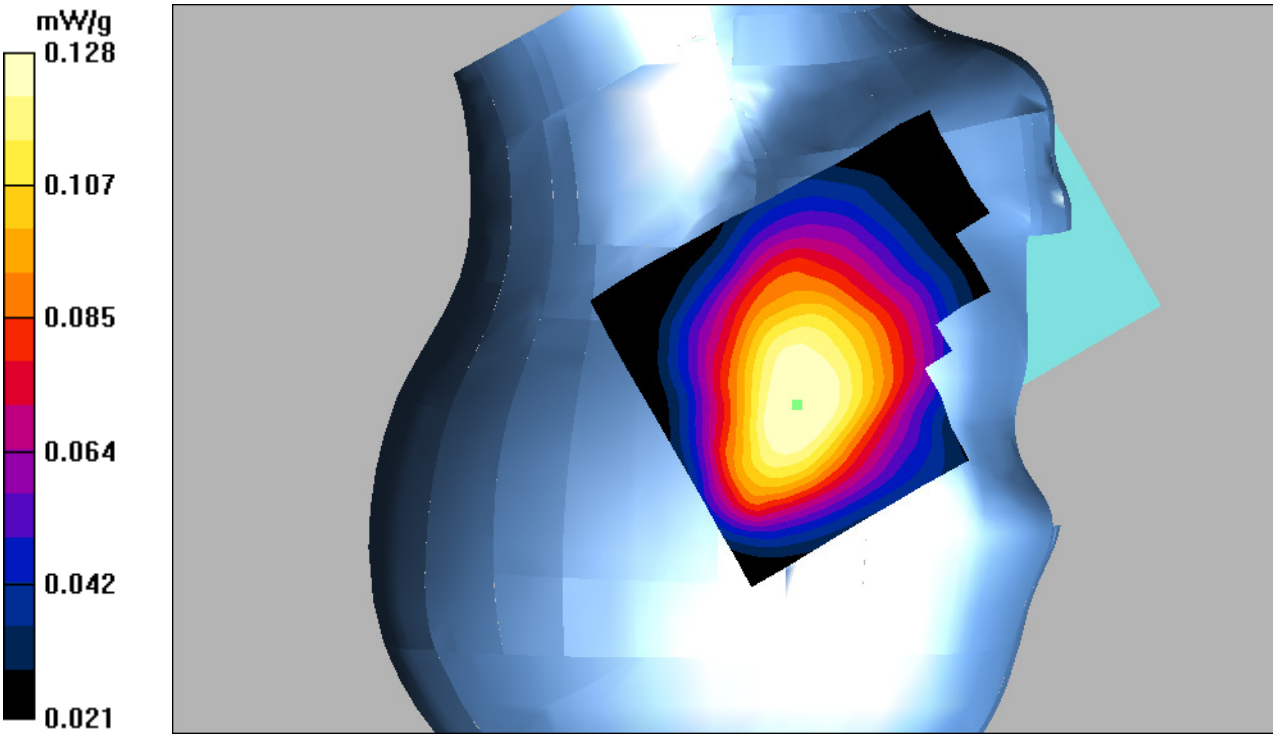

DUT: Smartphone; Model: AM515;

Communication System: GSM bands; Frequency: 836.6 MHz;Duty Cycle: 1:8
Medium parameters used: f = 836.6 MHz; σ = 0.9 mho/m; εr = 41.94; ρ = 1000 kg/m^3
Phantom section: Flat Section
DASY4 Configuration:
- Probe: EX3DV4 – SN7382; ConvF(10.50, 10.50, 10.50); Calibrated: 26/10/2016
- Sensor-Surface: 4mm (Mechanical Surface Detection)
- Electronics: DAE – SN772; Calibrated: 25/10/2016
- Phantom: TWIN SAM; Type: Twin SAM V5.0; Serial: 1909
- Measurement SW: DASY4, V4.5 Build 19; Postprocessing SW: SEMCAD, V1.8 Build 145

Head Cheek/GSM850 Mid/Area Scan (101x131x1): Measurement grid: dx=10mm, dy=10mm
Maximum value of SAR (interpolated) = 0.265 mW/g

Head Cheek/GSM850 Mid/Zoom Scan (7x7x7)/Cube 0: Measurement grid: dx=5mm, dy=5mm, dz=5mm
Reference Value = 12.3 V/m; Power Drift = 0.028 dB
Peak SAR (extrapolated) = 0.309 W/kg
SAR(1 g) = 0.250 mW/g; SAR(10 g) = 0.193 mW/g
Maximum value of SAR (measured) = 0.263 mW/g

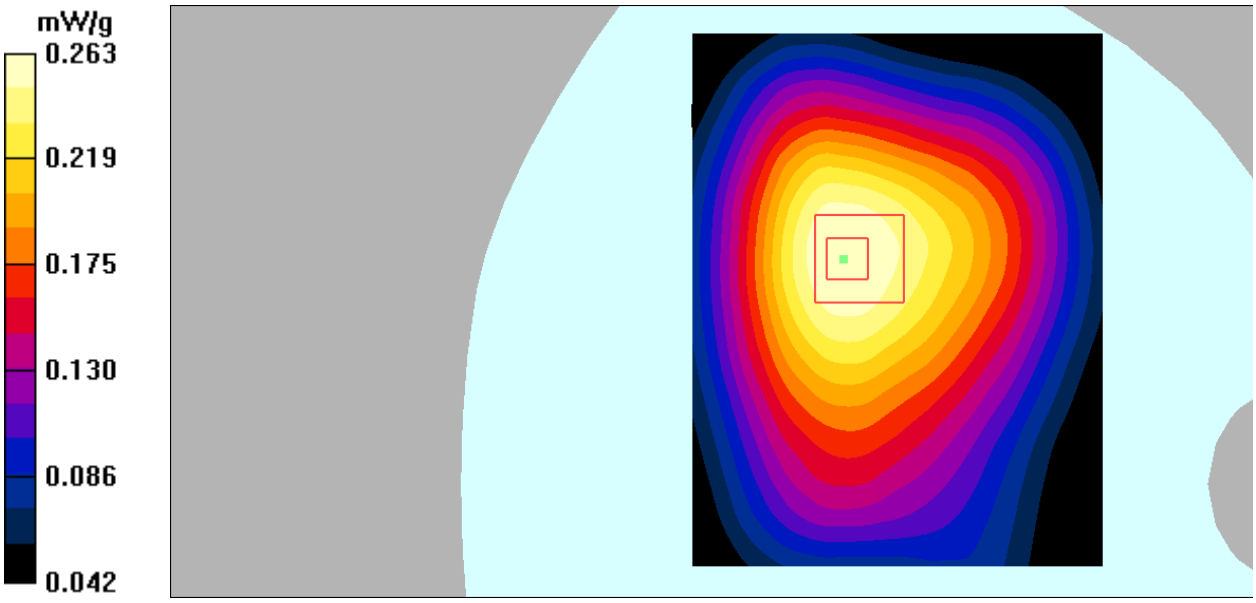

DUT: Smartphone; Model: AM515;

Communication System: GSM bands; Frequency: 836.6 MHz;Duty Cycle: 1:8
Medium parameters used: f = 836.6 MHz; σ = 0.97 mho/m; εr = 55.39; ρ = 1000 kg/m^3
Phantom section: Flat Section
DASY4 Configuration:
- Probe: EX3DV4 – SN7382; ConvF(10.54, 10.54, 10.54); Calibrated: 26/10/2016
- Sensor-Surface: 4mm (Mechanical Surface Detection)
- Electronics: DAE – SN772; Calibrated: 25/10/2016
- Phantom: TWIN SAM; Type: Twin SAM V5.0; Serial: 1909
- Measurement SW: DASY4, V4.5 Build 19; Postprocessing SW: SEMCAD, V1.8 Build 145

Body worn/GSM850 Mid/Area Scan (101x121x1): Measurement grid: dx=10mm, dy=10mm
Maximum value of SAR (interpolated) = 0.441 mW/g

Body worn/GSM850 Mid/Zoom Scan (7x7x7)/Cube 0: Measurement grid: dx=5mm, dy=5mm, dz=5mm
Reference Value = 18.8 V/m; Power Drift = 0.118 dB
Peak SAR (extrapolated) = 0.524 W/kg
SAR(1 g) = 0.426 mW/g; SAR(10 g) = 0.331 mW/g
Maximum value of SAR (measured) = 0.445 mW/g

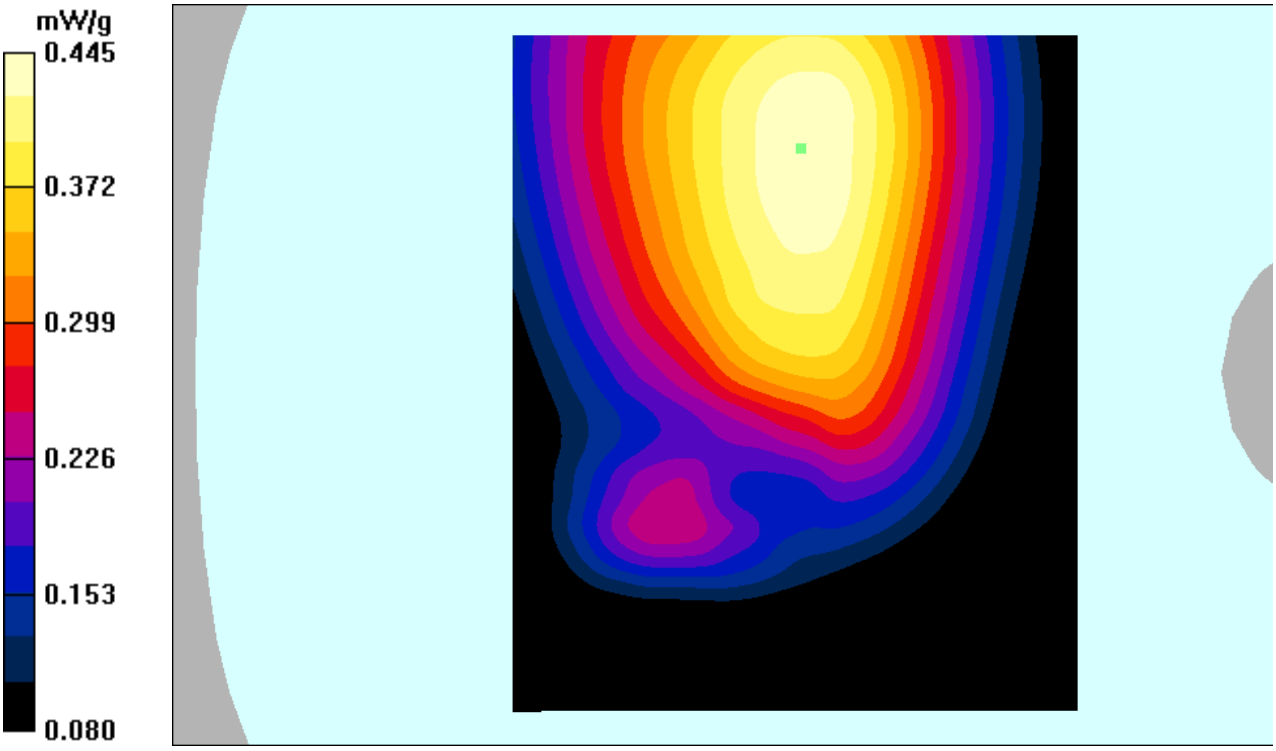

DUT: Smartphone; Model: AM515;

Communication System: GPRS bands-2slots; Frequency: 836.6 MHz;Duty Cycle: 1:4
Medium parameters used: f = 836.6 MHz; σ = 0.97 mho/m; εr = 55.39; ρ = 1000 kg/m^3
Phantom section: Flat Section
DASY4 Configuration:
- Probe: EX3DV4 – SN7382; ConvF(10.54, 10.54, 10.54); Calibrated: 26/10/2016
- Sensor-Surface: 4mm (Mechanical Surface Detection)
- Electronics: DAE – SN772; Calibrated: 25/10/2016
- Phantom: TWIN SAM; Type: Twin SAM V5.0; Serial: 1909
- Measurement SW: DASY4, V4.5 Build 19; Postprocessing SW: SEMCAD, V1.8 Build 145

Hotspot Back/GPRS850 Mid/Area Scan (101x121x1): Measurement grid: dx=10mm, dy=10mm
Maximum value of SAR (interpolated) = 0.618 mW/g

Hotspot Back/GPRS850 Mid/Zoom Scan (7x7x7)/Cube 0: Measurement grid: dx=5mm, dy=5mm, dz=5mm
Reference Value = 22.4 V/m; Power Drift = -0.153 dB
Peak SAR (extrapolated) = 0.723 W/kg
SAR(1 g) = 0.590 mW/g; SAR(10 g) = 0.458 mW/g
Maximum value of SAR (measured) = 0.618 mW/g

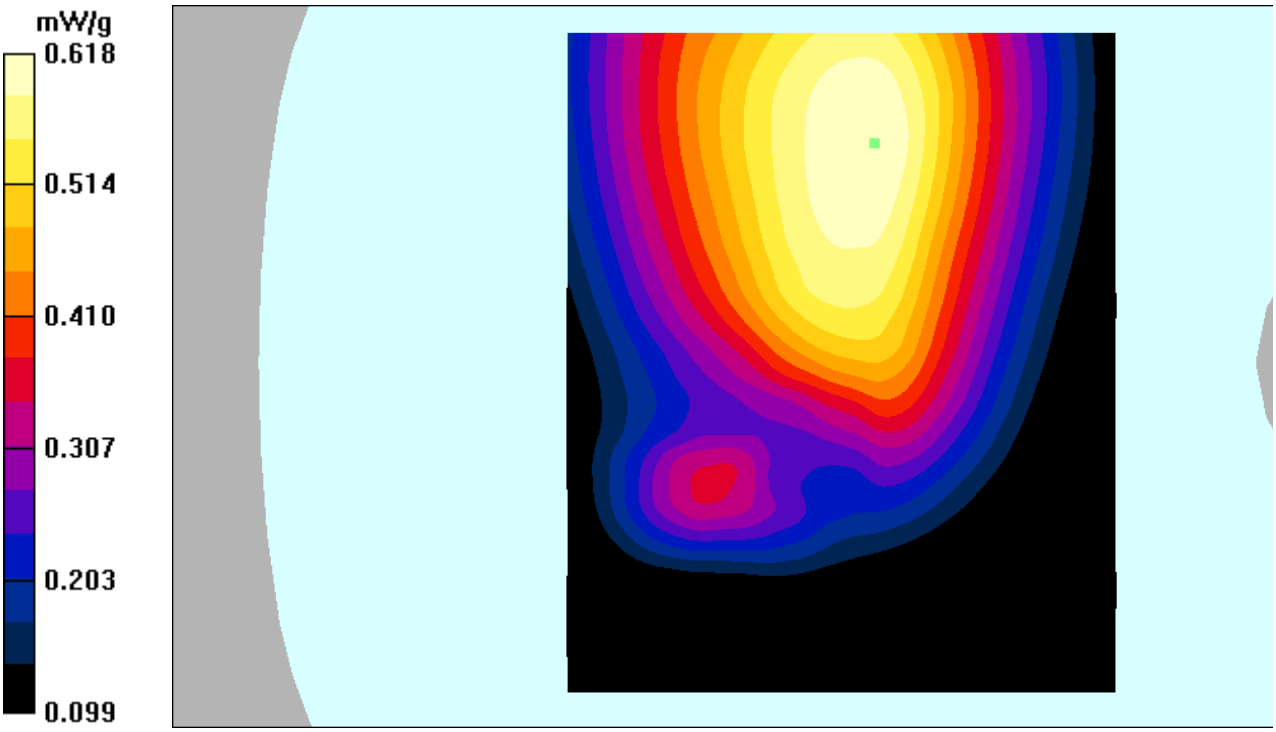

DUT: Smartphone; Model: AM515;

Communication System: GPRS bands-2slots; Frequency: 836.6 MHz;Duty Cycle: 1:4
Medium parameters used: f = 836.6 MHz; σ = 0.97 mho/m; εr = 55.39; ρ = 1000 kg/m^3
Phantom section: Flat Section
DASY4 Configuration:
- Probe: EX3DV4 – SN7382; ConvF(10.54, 10.54, 10.54); Calibrated: 26/10/2016
- Sensor-Surface: 4mm (Mechanical Surface Detection)
- Electronics: DAE – SN772; Calibrated: 25/10/2016
- Phantom: TWIN SAM; Type: Twin SAM V5.0; Serial: 1909
- Measurement SW: DASY4, V4.5 Build 19; Postprocessing SW: SEMCAD, V1.8 Build 145

Hotspot Left/GPRS 850 Mid/Area Scan (101x121x1): Measurement grid: dx=10mm, dy=10mm
Maximum value of SAR (interpolated) = 0.334 mW/g

Hotspot Left/GPRS 850 Mid/Zoom Scan (7x7x7)/Cube 0: Measurement grid: dx=5mm, dy=5mm, dz=5mm
Reference Value = 16.2 V/m; Power Drift = 0.067 dB
Peak SAR (extrapolated) = 0.432 W/kg
SAR(1 g) = 0.314 mW/g; SAR(10 g) = 0.221 mW/g
Maximum value of SAR (measured) = 0.336 mW/g

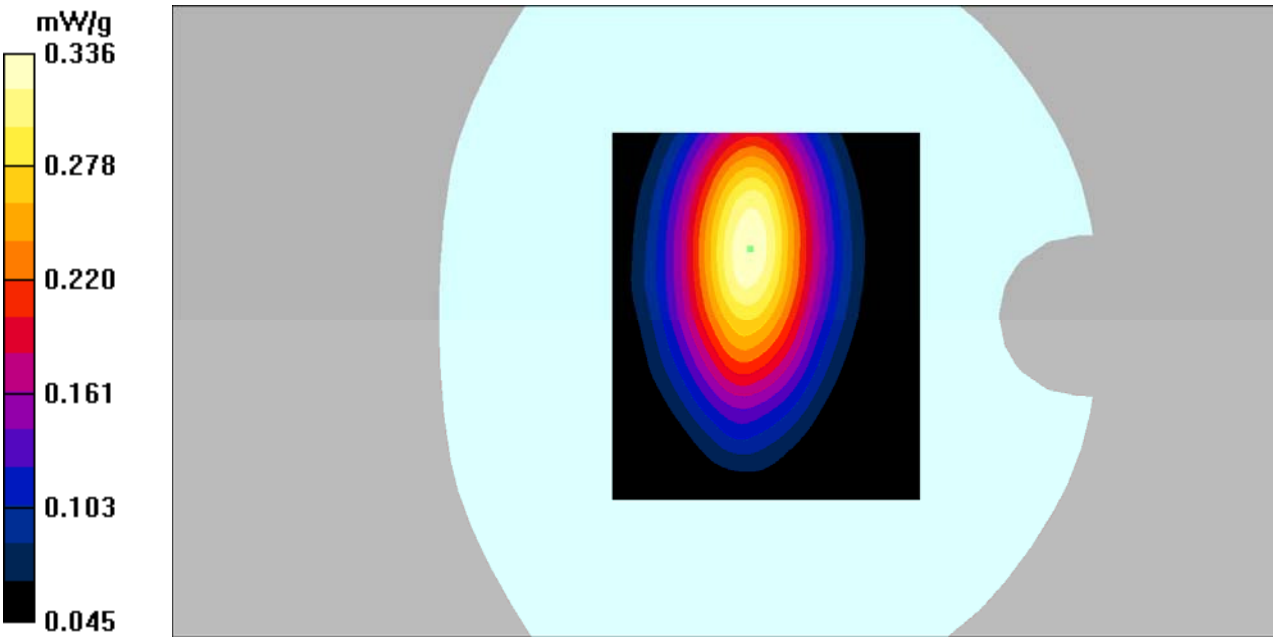

DUT: Smartphone; Model: AM515;

Communication System: GPRS bands-2slots; Frequency: 836.6 MHz;Duty Cycle: 1:4
Medium parameters used: f = 836.6 MHz; σ = 0.97 mho/m; εr = 55.39; ρ = 1000 kg/m^3
Phantom section: Flat Section
DASY4 Configuration:
- Probe: EX3DV4 – SN7382; ConvF(10.54, 10.54, 10.54); Calibrated: 26/10/2016
- Sensor-Surface: 4mm (Mechanical Surface Detection)
- Electronics: DAE – SN772; Calibrated: 25/10/2016
- Phantom: TWIN SAM; Type: Twin SAM V5.0; Serial: 1909
- Measurement SW: DASY4, V4.5 Build 19; Postprocessing SW: SEMCAD, V1.8 Build 145

Hotspot Right/GPRS 850 Mid/Area Scan (101x121x1): Measurement grid: dx=10mm, dy=10mm
Maximum value of SAR (interpolated) = 0.273 mW/g

Hotspot Right/GPRS 850 Mid/Zoom Scan (7x7x7)/Cube 0: Measurement grid: dx=5mm, dy=5mm, dz=5mm
Reference Value = 14.9 V/m; Power Drift = -0.065 dB
Peak SAR (extrapolated) = 0.343 W/kg
SAR(1 g) = 0.248 mW/g; SAR(10 g) = 0.172 mW/g
Maximum value of SAR (measured) = 0.266 mW/g

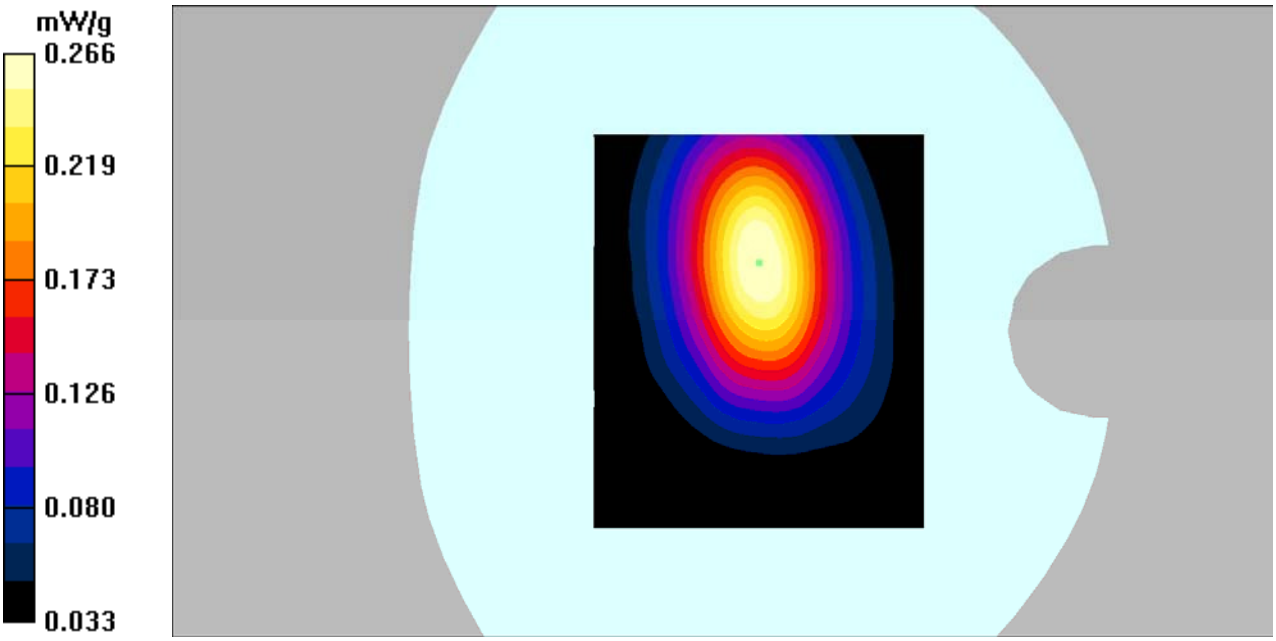

DUT: Smartphone; Model: AM515;

Communication System: GPRS bands-2slots; Frequency: 836.6 MHz;Duty Cycle: 1:4
Medium parameters used: f = 836.6 MHz; σ = 0.97 mho/m; εr = 55.39; ρ = 1000 kg/m^3
Phantom section: Flat Section
DASY4 Configuration:
- Probe: EX3DV4 – SN7382; ConvF(10.54, 10.54, 10.54); Calibrated: 26/10/2016
- Sensor-Surface: 4mm (Mechanical Surface Detection)
- Electronics: DAE – SN772; Calibrated: 25/10/2016
- Phantom: TWIN SAM; Type: Twin SAM V5.0; Serial: 1909
- Measurement SW: DASY4, V4.5 Build 19; Postprocessing SW: SEMCAD, V1.8 Build 145

Hotspot Bottom/GPRS850 Mid/Area Scan (101x121x1): Measurement grid: dx=10mm, dy=10mm
Maximum value of SAR (interpolated) = 0.142 mW/g

Hotspot Bottom/GPRS850 Mid/Zoom Scan (7x7x7)/Cube 0: Measurement grid: dx=5mm, dy=5mm, dz=5mm
Reference Value = 11.3 V/m; Power Drift = 0.061 dB
Peak SAR (extrapolated) = 0.205 W/kg
SAR(1 g) = 0.130 mW/g; SAR(10 g) = 0.080 mW/g
Maximum value of SAR (measured) = 0.143 mW/g



DUT: Smartphone; Model: AM515;

Communication System: GSM bands; Frequency: 1909.8 MHz;Duty Cycle: 1:8
Medium parameters used: f = 1909.8 MHz; σ = 1.42 mho/m; εr = 40.14; ρ = 1000 kg/m^3
Phantom section: Left Section
DASY4 Configuration:
- Probe: EX3DV4 – SN7382; ConvF(8.71, 8.71, 8.71); Calibrated: 26/10/2016
- Sensor-Surface: 4mm (Mechanical Surface Detection)
- Electronics: DAE – SN772; Calibrated: 25/10/2016
- Phantom: TWIN SAM; Type: Twin SAM V5.0; Serial: 1909
- Measurement SW: DASY4, V4.5 Build 19; Postprocessing SW: SEMCAD, V1.8 Build 145

Left head cheek/GSM 1900 High/Area Scan (101x121x1): Measurement grid: dx=10mm, dy=10mm
Maximum value of SAR (interpolated) = 0.168 mW/g

Left head cheek/GSM 1900 High/Zoom Scan (7x7x7)/Cube 0: Measurement grid: dx=5mm, dy=5mm, dz=5mm
Reference Value = 5.91 V/m; Power Drift = 0.018 dB
Peak SAR (extrapolated) = 0.228 W/kg
SAR(1 g) = 0.149 mW/g; SAR(10 g) = 0.096 mW/g
Maximum value of SAR (measured) = 0.161 mW/g

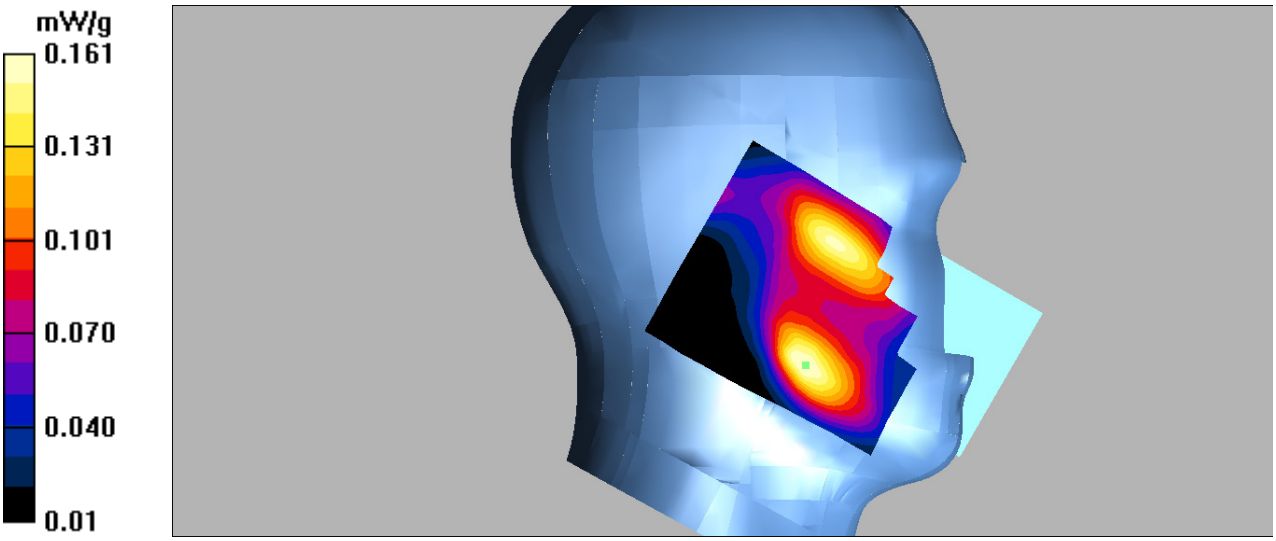

DUT: Smartphone; Model: AM515;

Communication System: GSM bands; Frequency: 1909.8 MHz;Duty Cycle: 1:8
Medium parameters used: f = 1909.8 MHz; σ = 1.42 mho/m; εr = 40.14; ρ = 1000 kg/m^3
Phantom section: Left Section
DASY4 Configuration:
- Probe: EX3DV4 – SN7382; ConvF(8.71, 8.71, 8.71); Calibrated: 26/10/2016
- Sensor-Surface: 4mm (Mechanical Surface Detection)
- Electronics: DAE – SN772; Calibrated: 25/10/2016
- Phantom: TWIN SAM; Type: Twin SAM V5.0; Serial: 1909
- Measurement SW: DASY4, V4.5 Build 19; Postprocessing SW: SEMCAD, V1.8 Build 145

Left head tilt/GSM 1900 High/Area Scan (101x121x1): Measurement grid: dx=10mm, dy=10mm
Maximum value of SAR (interpolated) = 0.111 mW/g

Left head tilt/GSM 1900 High/Zoom Scan (7x7x7)/Cube 0: Measurement grid: dx=5mm, dy=5mm, dz=5mm
Reference Value = 7.27 V/m; Power Drift = -0.197 dB
Peak SAR (extrapolated) = 0.153 W/kg
SAR(1 g) = 0.098 mW/g; SAR(10 g) = 0.059 mW/g
Maximum value of SAR (measured) = 0.110 mW/g

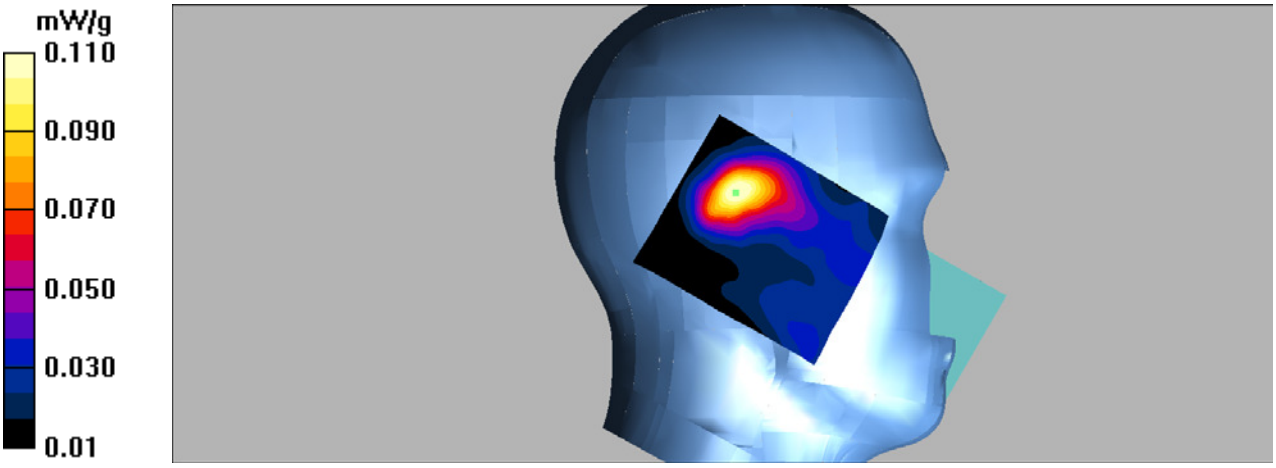

DUT: Smartphone; Model: AM515;

Communication System: GSM bands; Frequency: 1909.8 MHz;Duty Cycle: 1:8
Medium parameters used: f = 1909.8 MHz; σ = 1.42 mho/m; εr = 40.14; ρ = 1000 kg/m^3
Phantom section: Right Section
DASY4 Configuration:
- Probe: EX3DV4 – SN7382; ConvF(8.71, 8.71, 8.71); Calibrated: 26/10/2016
- Sensor-Surface: 4mm (Mechanical Surface Detection)
- Electronics: DAE – SN772; Calibrated: 25/10/2016
- Phantom: TWIN SAM; Type: Twin SAM V5.0; Serial: 1909
- Measurement SW: DASY4, V4.5 Build 19; Postprocessing SW: SEMCAD, V1.8 Build 145

Right head cheek/GSM 1900 High/Area Scan (101x121x1): Measurement grid: dx=10mm, dy=10mm
Maximum value of SAR (interpolated) = 0.323 mW/g

Right head cheek/GSM 1900 High/Zoom Scan (7x7x7)/Cube 0: Measurement grid: dx=5mm, dy=5mm, dz=5mm
Reference Value = 6.02 V/m; Power Drift = -0.071 dB
Peak SAR (extrapolated) = 0.470 W/kg
SAR(1 g) = 0.291 mW/g; SAR(10 g) = 0.175 mW/g
Maximum value of SAR (measured) = 0.315 mW/g

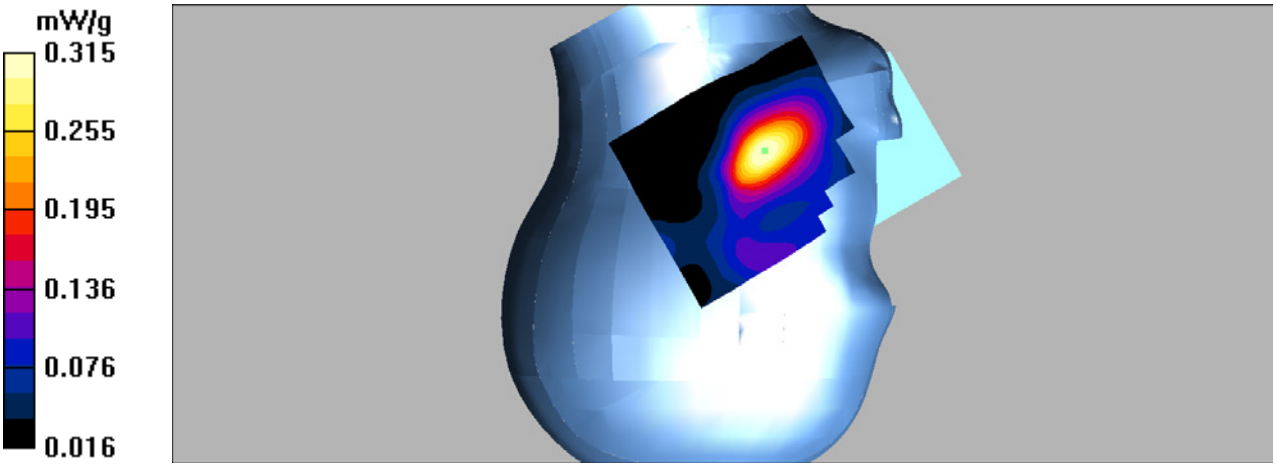

DUT: Smartphone; Model: AM515;

Communication System: GSM bands; Frequency: 1909.8 MHz;Duty Cycle: 1:8
Medium parameters used: f = 1909.8 MHz; σ = 1.42 mho/m; εr = 40.14; ρ = 1000 kg/m^3
Phantom section: Right Section
DASY4 Configuration:
- Probe: EX3DV4 – SN7382; ConvF(8.71, 8.71, 8.71); Calibrated: 26/10/2016
- Sensor-Surface: 4mm (Mechanical Surface Detection)
- Electronics: DAE – SN772; Calibrated: 25/10/2016
- Phantom: TWIN SAM; Type: Twin SAM V5.0; Serial: 1909
- Measurement SW: DASY4, V4.5 Build 19; Postprocessing SW: SEMCAD, V1.8 Build 145

Right head tilt/GSM 1900 High /Area Scan (101x121x1): Measurement grid: dx=10mm, dy=10mm
Maximum value of SAR (interpolated) = 0.128 mW/g

Right head tilt/GSM 1900 High /Zoom Scan (7x7x7)/Cube 0: Measurement grid: dx=5mm, dy=5mm, dz=5mm
Reference Value = 8.13 V/m; Power Drift = 0.032 dB
Peak SAR (extrapolated) = 0.201 W/kg
SAR(1 g) = 0.123 mW/g; SAR(10 g) = 0.071 mW/g
Maximum value of SAR (measured) = 0.136 mW/g

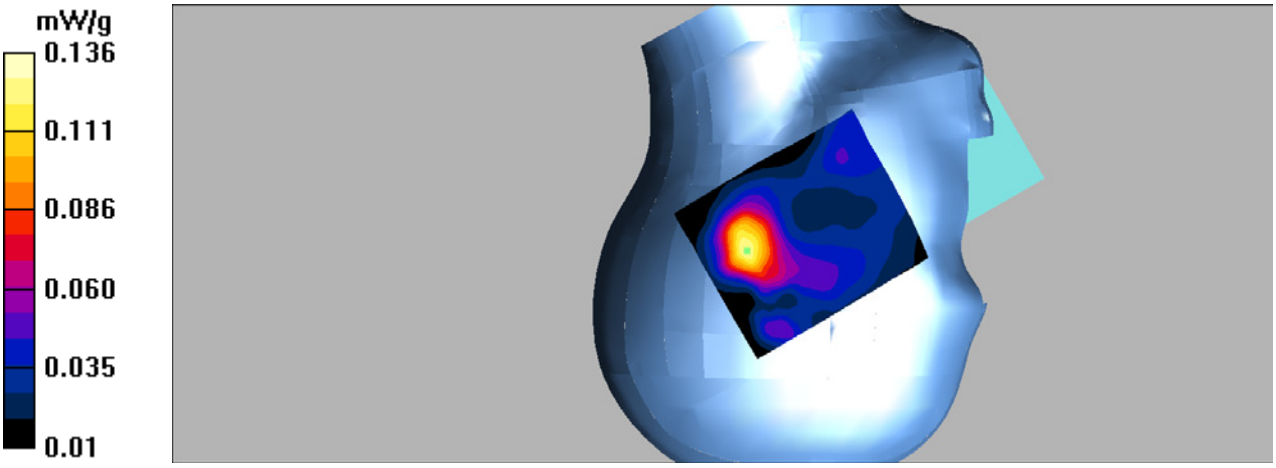

DUT: Smartphone; Model: AM515;

Communication System: GSM bands; Frequency: 1909.8 MHz;Duty Cycle: 1:8
Medium parameters used: f = 1909.8 MHz; σ = 1.42 mho/m; εr = 40.13; ρ = 1000 kg/m^3
Phantom section: Flat Section
DASY4 Configuration:
- Probe: EX3DV4 – SN7382; ConvF(8.71, 8.71, 8.71); Calibrated: 26/10/2016
- Sensor-Surface: 4mm (Mechanical Surface Detection)
- Electronics: DAE – SN772; Calibrated: 25/10/2016
- Phantom: TWIN SAM; Type: Twin SAM V5.0; Serial: 1909
- Measurement SW: DASY4, V4.5 Build 19; Postprocessing SW: SEMCAD, V1.8 Build 145

Head Cheek/GSM 1900 High /Area Scan (101x131x1): Measurement grid: dx=10mm, dy=10mm
Maximum value of SAR (interpolated) = 0.193 mW/g

Head Cheek/GSM 1900 High /Zoom Scan (7x7x7)/Cube 0: Measurement grid: dx=5mm, dy=5mm, dz=5mm
Reference Value = 10.8 V/m; Power Drift = -0.01 dB
Peak SAR (extrapolated) = 0.289 W/kg
SAR(1 g) = 0.180 mW/g; SAR(10 g) = 0.114 mW/g
Maximum value of SAR (measured) = 0.194 mW/g

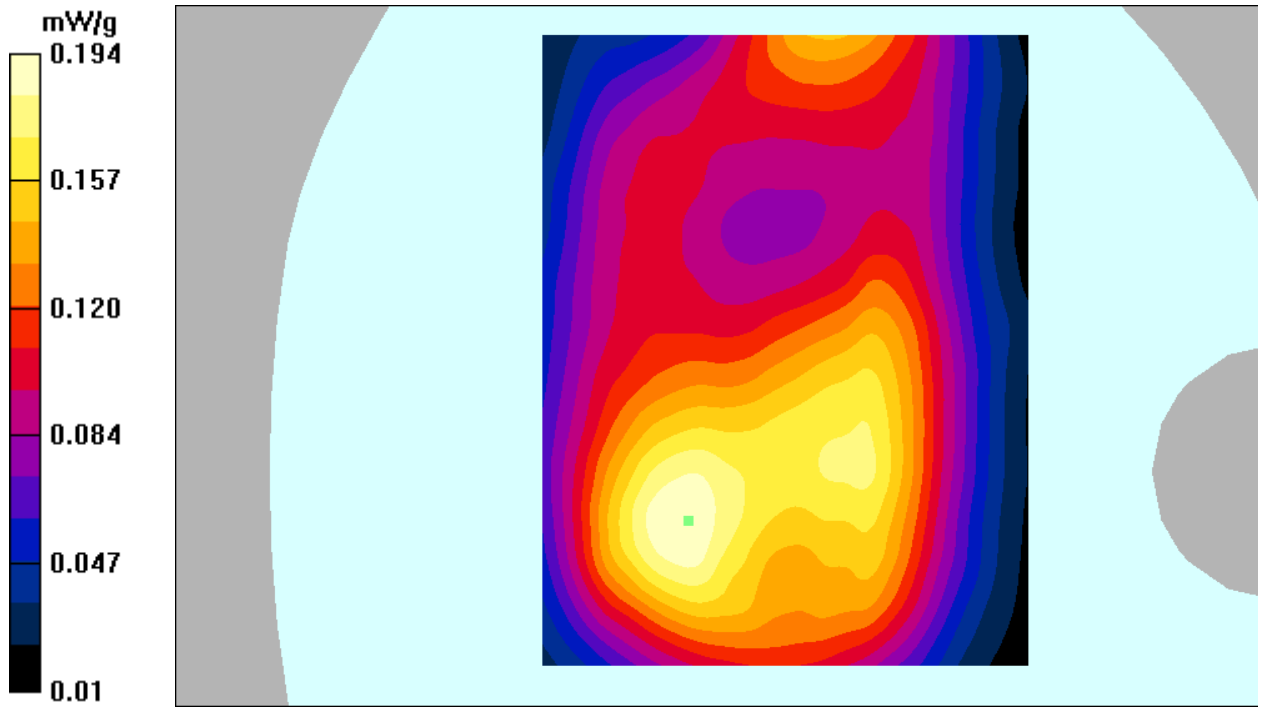

DUT: Smartphone; Model: AM515;

Communication System: GSM bands; Frequency: 1909.8 MHz;Duty Cycle: 1:8
Medium parameters used: f = 1909.8 MHz; σ = 1.48 mho/m; εr = 52.31; ρ = 1000 kg/m^3
Phantom section: Flat Section
DASY4 Configuration:
- Probe: EX3DV4 – SN7382; ConvF(8.31, 8.31, 8.31); Calibrated: 26/10/2016
- Sensor-Surface: 4mm (Mechanical Surface Detection)
- Electronics: DAE – SN772; Calibrated: 25/10/2016
- Phantom: TWIN SAM; Type: Twin SAM V5.0; Serial: 1909
- Measurement SW: DASY4, V4.5 Build 19; Postprocessing SW: SEMCAD, V1.8 Build 145

Body worn/GSM1900 High/Area Scan (101x121x1): Measurement grid: dx=10mm, dy=10mm
Maximum value of SAR (interpolated) = 0.332 mW/g

Body worn/GSM1900 High/Zoom Scan (7x7x7)/Cube 0: Measurement grid: dx=5mm, dy=5mm, dz=5mm
Reference Value = 11.5 V/m; Power Drift = 0.077 dB
Peak SAR (extrapolated) = 0.504 W/kg
SAR(1 g) = 0.303 mW/g; SAR(10 g) = 0.180 mW/g
Maximum value of SAR (measured) = 0.330 mW/g

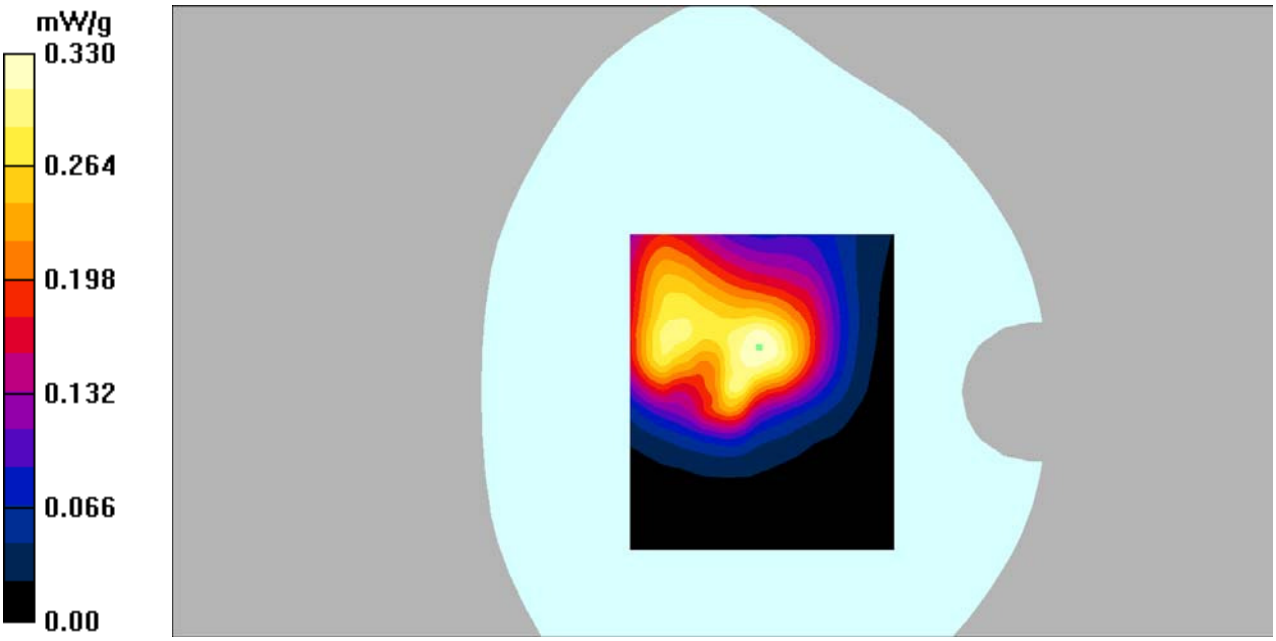

DUT: Smartphone; Model: AM515;

Communication System: GPRS bands-2slots; Frequency: 1909.8 MHz;Duty Cycle: 1:4
Medium parameters used: f = 1909.8 MHz; σ = 1.48 mho/m; εr = 52.31; ρ = 1000 kg/m^3
Phantom section: Flat Section
DASY4 Configuration:
- Probe: EX3DV4 – SN7382; ConvF(8.31, 8.31, 8.31); Calibrated: 26/10/2016
- Sensor-Surface: 4mm (Mechanical Surface Detection)
- Electronics: DAE – SN772; Calibrated: 25/10/2016
- Phantom: TWIN SAM; Type: Twin SAM V5.0; Serial: 1909
- Measurement SW: DASY4, V4.5 Build 19; Postprocessing SW: SEMCAD, V1.8 Build 145

Hotspot Back/GPRS1900 High/Area Scan (101x121x1): Measurement grid: dx=10mm, dy=10mm
Maximum value of SAR (interpolated) = 0.324 mW/g

Hotspot Back/GPRS1900 High/Zoom Scan (7x7x7)/Cube 0: Measurement grid: dx=5mm, dy=5mm, dz=5mm
Reference Value = 11.6 V/m; Power Drift = -0.082 dB
Peak SAR (extrapolated) = 0.495 W/kg
SAR(1 g) = 0.298 mW/g; SAR(10 g) = 0.177 mW/g
Maximum value of SAR (measured) = 0.327 mW/g

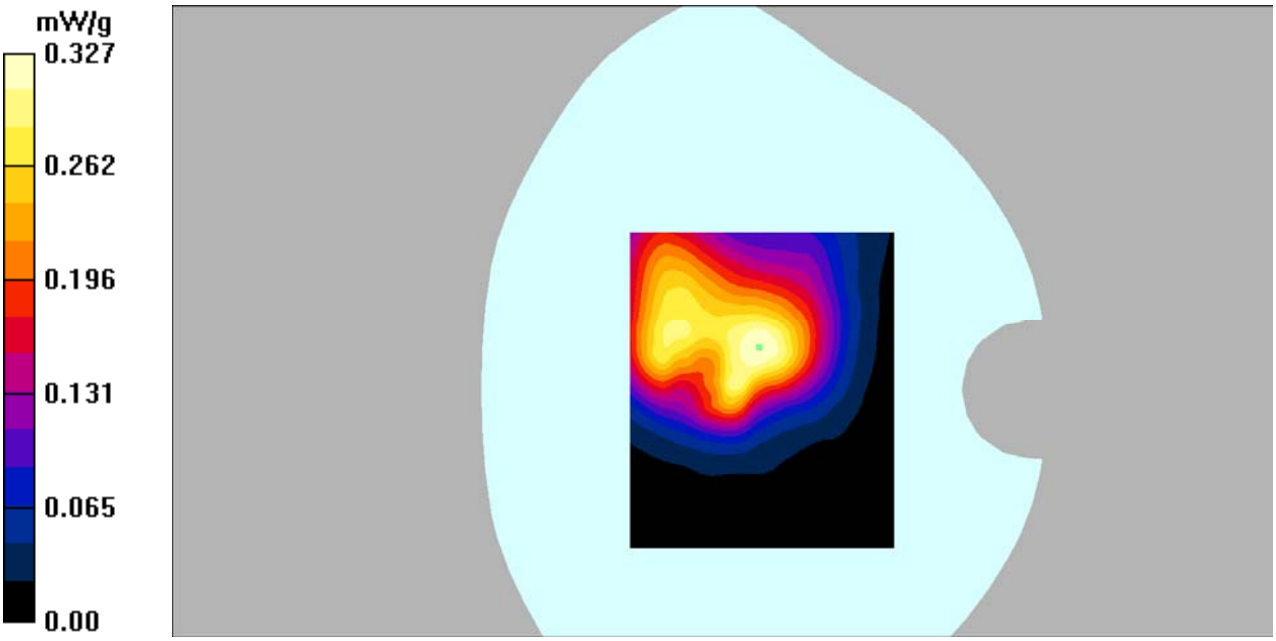

DUT: Smartphone; Model: AM515;

Communication System: GPRS bands-2slots; Frequency: 1909.8 MHz;Duty Cycle: 1:4
Medium parameters used: f = 1909.8 MHz; σ = 1.48 mho/m; εr = 52.31; ρ = 1000 kg/m^3
Phantom section: Flat Section
DASY4 Configuration:
- Probe: EX3DV4 – SN7382; ConvF(8.31, 8.31, 8.31); Calibrated: 26/10/2016
- Sensor-Surface: 4mm (Mechanical Surface Detection)
- Electronics: DAE – SN772; Calibrated: 25/10/2016
- Phantom: TWIN SAM; Type: Twin SAM V5.0; Serial: 1909
- Measurement SW: DASY4, V4.5 Build 19; Postprocessing SW: SEMCAD, V1.8 Build 145

Hotspot Left/GPRS 1900 High/Area Scan (81x131x1): Measurement grid: dx=10mm, dy=10mm
Maximum value of SAR (interpolated) = 0.072 mW/g

Hotspot Left/GPRS 1900 High/Zoom Scan (7x7x7)/Cube 0: Measurement grid: dx=5mm, dy=5mm, dz=5mm
Reference Value = 6.08 V/m; Power Drift = 0.105 dB
Peak SAR (extrapolated) = 0.108 W/kg
SAR(1 g) = 0.066 mW/g; SAR(10 g) = 0.043 mW/g
Maximum value of SAR (measured) = 0.072 mW/g

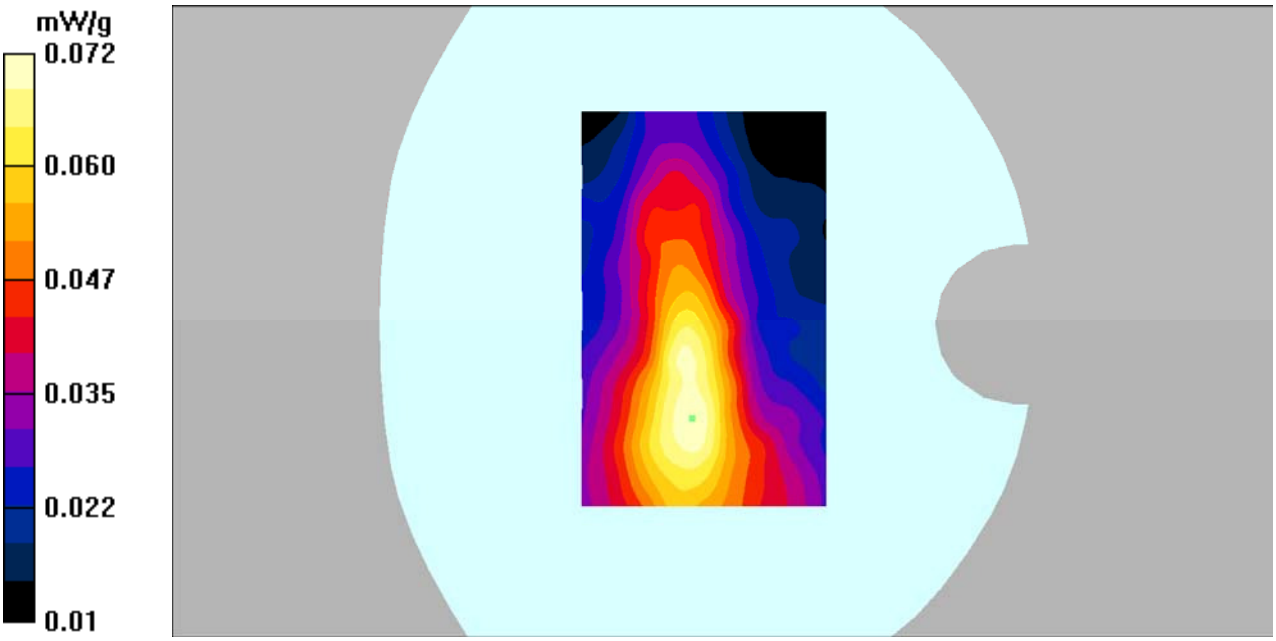

DUT: Smartphone; Model: AM515;

Communication System: GPRS bands-2slots; Frequency: 1909.8 MHz;Duty Cycle: 1:4
Medium parameters used: f = 1909.8 MHz; σ = 1.48 mho/m; εr = 52.31; ρ = 1000 kg/m^3
Phantom section: Flat Section
DASY4 Configuration:
- Probe: EX3DV4 – SN7382; ConvF(8.31, 8.31, 8.31); Calibrated: 26/10/2016
- Sensor-Surface: 4mm (Mechanical Surface Detection)
- Electronics: DAE – SN772; Calibrated: 25/10/2016
- Phantom: TWIN SAM; Type: Twin SAM V5.0; Serial: 1909
- Measurement SW: DASY4, V4.5 Build 19; Postprocessing SW: SEMCAD, V1.8 Build 145

Hotspot Right/GPRS 1900 High/Area Scan (81x131x1): Measurement grid: dx=10mm, dy=10mm
Maximum value of SAR (interpolated) = 0.168 mW/g

Hotspot Right/GPRS 1900 High/Zoom Scan (7x7x7)/Cube 0: Measurement grid: dx=5mm, dy=5mm, dz=5mm
Reference Value = 9.00 V/m; Power Drift = 0.082 dB
Peak SAR (extrapolated) = 0.260 W/kg
SAR(1 g) = 0.154 mW/g; SAR(10 g) = 0.092 mW/g
Maximum value of SAR (measured) = 0.169 mW/g

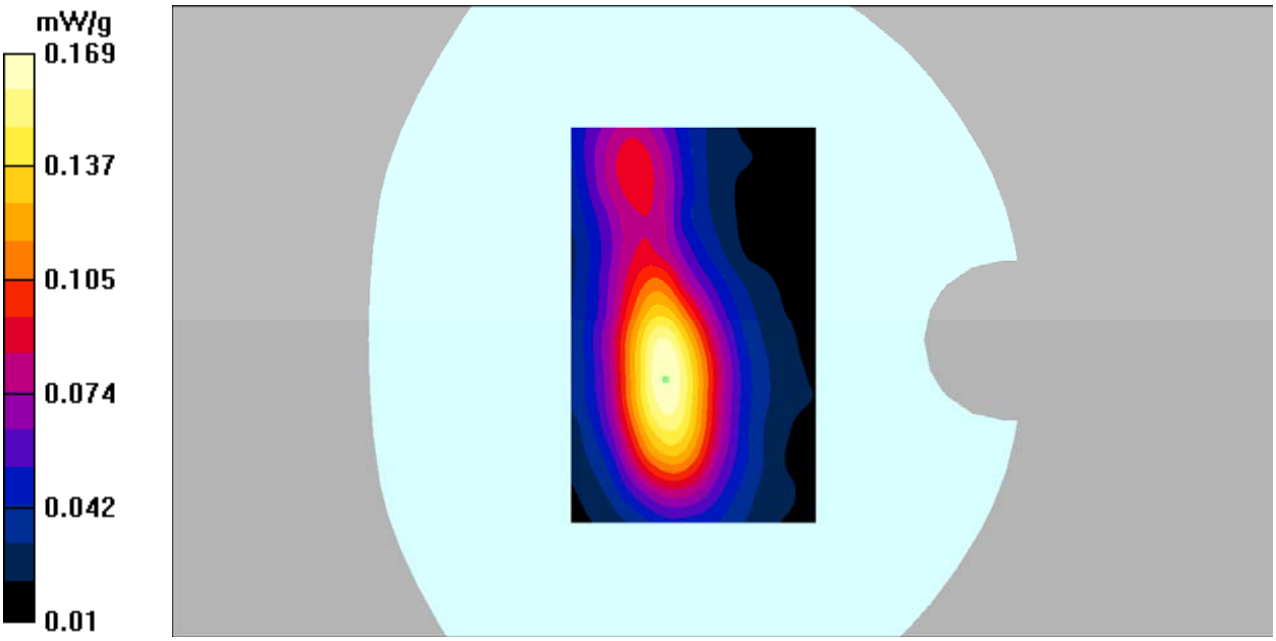

DUT: Smartphone; Model: AM515;

Communication System: GPRS bands-2slots; Frequency: 1909.8 MHz;Duty Cycle: 1:4
Medium parameters used: f = 1909.8 MHz; σ = 1.48 mho/m; εr = 52.31; ρ = 1000 kg/m^3
Phantom section: Flat Section
DASY4 Configuration:
- Probe: EX3DV4 – SN7382; ConvF(8.31, 8.31, 8.31); Calibrated: 26/10/2016
- Sensor-Surface: 4mm (Mechanical Surface Detection)
- Electronics: DAE – SN772; Calibrated: 25/10/2016
- Phantom: TWIN SAM; Type: Twin SAM V5.0; Serial: 1909
- Measurement SW: DASY4, V4.5 Build 19; Postprocessing SW: SEMCAD, V1.8 Build 145

Hotspot Bottom/GPRS 1900 High/Area Scan (81x131x1): Measurement grid: dx=10mm, dy=10mm
Maximum value of SAR (interpolated) = 0.244 mW/g

Hotspot Bottom/GPRS 1900 High/Zoom Scan (7x7x7)/Cube 0: Measurement grid: dx=5mm, dy=5mm, dz=5mm
Reference Value = 12.6 V/m; Power Drift = -0.106 dB
Peak SAR (extrapolated) = 0.378 W/kg
SAR(1 g) = 0.223 mW/g; SAR(10 g) = 0.130 mW/g
Maximum value of SAR (measured) = 0.245 mW/g

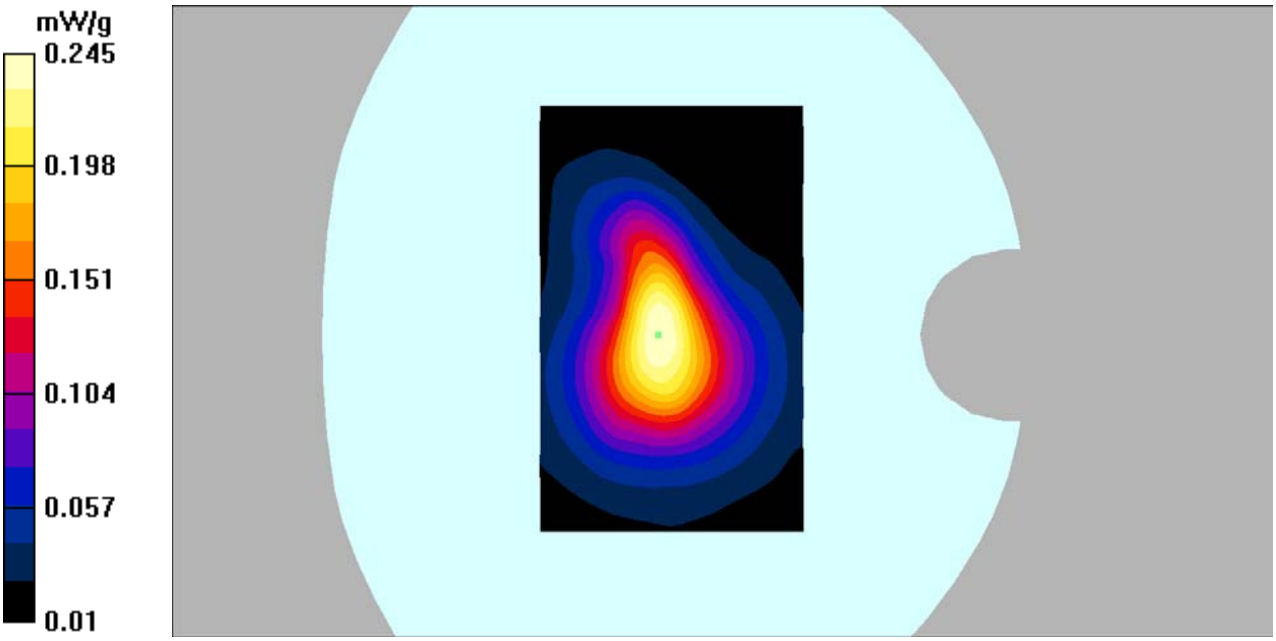

DUT: Smartphone; Model: AM515;

Communication System: 3G Bands; Frequency: 836.6 MHz;Duty Cycle: 1:1
Medium parameters used: f = 836.6 MHz; σ = 0.92 mho/m; εr = 41.66; ρ = 1000 kg/m^3
Phantom section: Left Section
DASY4 Configuration:
- Probe: EX3DV4 – SN7382; ConvF(10.50, 10.50, 10.50); Calibrated: 26/10/2016
- Sensor-Surface: 4mm (Mechanical Surface Detection)
- Electronics: DAE – SN772; Calibrated: 25/10/2016
- Phantom: TWIN SAM; Type: Twin SAM V5.0; Serial: 1909
- Measurement SW: DASY4, V4.5 Build 19; Postprocessing SW: SEMCAD, V1.8 Build 145

Left Cheek/WCDMA Band 5 Mid/Area Scan (101x121x1): Measurement grid: dx=10mm, dy=10mm
Maximum value of SAR (interpolated) = 0.176 mW/g

Left Cheek/WCDMA Band 5 Mid/Zoom Scan (7x7x7)/Cube 0: Measurement grid: dx=5mm, dy=5mm, dz=5mm
Reference Value = 5.38 V/m; Power Drift = 0.176 dB
Peak SAR (extrapolated) = 0.204 W/kg
SAR(1 g) = 0.170 mW/g; SAR(10 g) = 0.134 mW/g
Maximum value of SAR (measured) = 0.176 mW/g

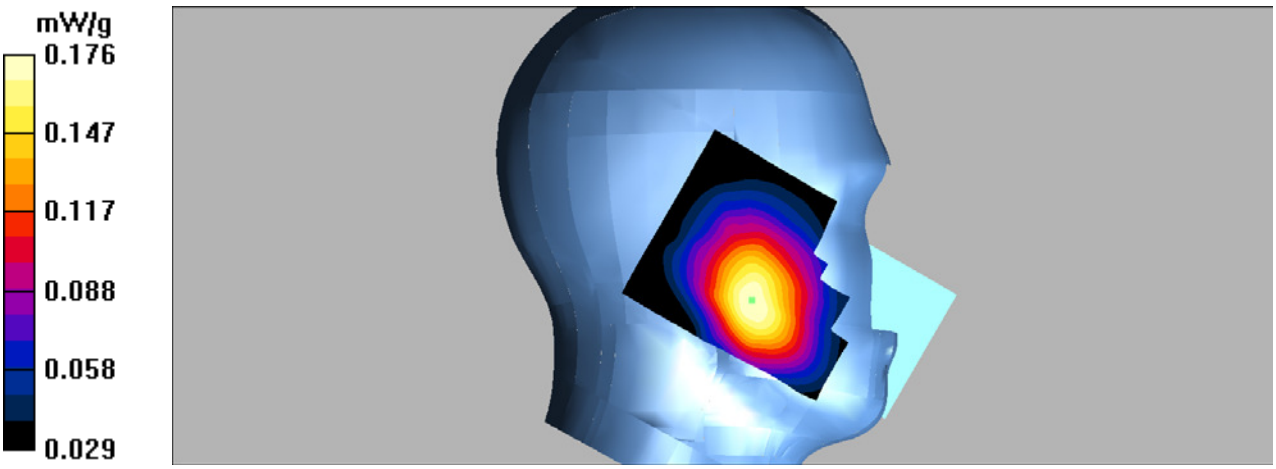

DUT: Smartphone; Model: AM515;

Communication System: 3G Bands; Frequency: 836.6 MHz;Duty Cycle: 1:1
Medium parameters used: f = 836.6 MHz; σ = 0.92 mho/m; εr = 41.66; ρ = 1000 kg/m^3
Phantom section: Left Section
DASY4 Configuration:
- Probe: EX3DV4 – SN7382; ConvF(10.50, 10.50, 10.50); Calibrated: 26/10/2016
- Sensor-Surface: 4mm (Mechanical Surface Detection)
- Electronics: DAE – SN772; Calibrated: 25/10/2016
- Phantom: TWIN SAM; Type: Twin SAM V5.0; Serial: 1909
- Measurement SW: DASY4, V4.5 Build 19; Postprocessing SW: SEMCAD, V1.8 Build 145

Left Tilt/WCDMA Band 5 Mid/Area Scan (101x121x1): Measurement grid: dx=10mm, dy=10mm
Maximum value of SAR (interpolated) = 0.103 mW/g

Left Tilt/WCDMA Band 5 Mid/Zoom Scan (7x7x7)/Cube 0: Measurement grid: dx=5mm, dy=5mm, dz=5mm
Reference Value = 8.16 V/m; Power Drift = 0.152 dB
Peak SAR (extrapolated) = 0.116 W/kg
SAR(1 g) = 0.098 mW/g; SAR(10 g) = 0.078 mW/g
Maximum value of SAR (measured) = 0.102 mW/g

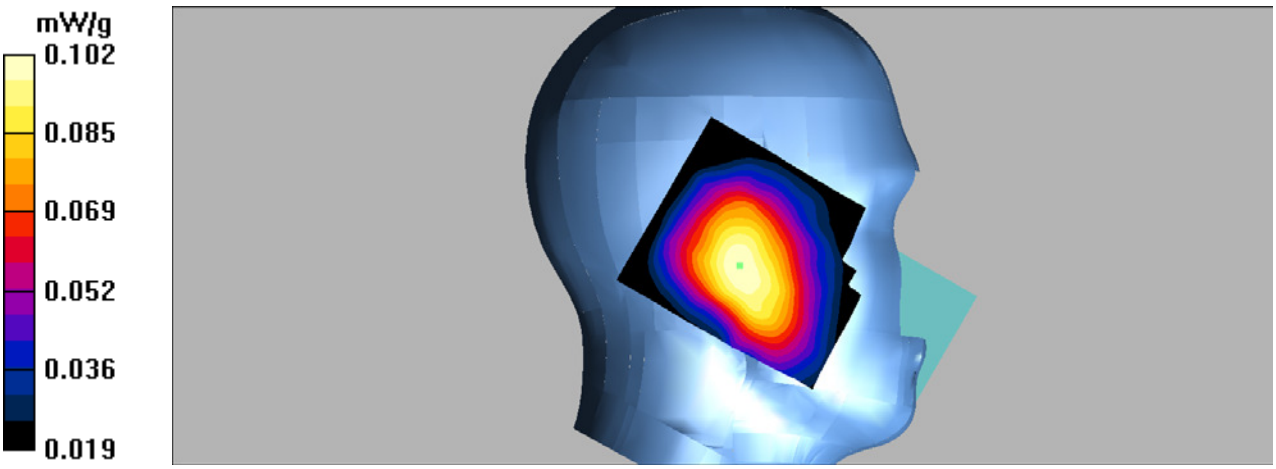

DUT: Smartphone; Model: AM515;

Communication System: 3G Bands; Frequency: 836.6 MHz;Duty Cycle: 1:1
Medium parameters used: f = 836.6 MHz; σ = 0.92 mho/m; εr = 41.66; ρ = 1000 kg/m^3
Phantom section: Right Section
DASY4 Configuration:
- Probe: EX3DV4 – SN7382; ConvF(10.50, 10.50, 10.50); Calibrated: 26/10/2016
- Sensor-Surface: 4mm (Mechanical Surface Detection)
- Electronics: DAE – SN772; Calibrated: 25/10/2016
- Phantom: TWIN SAM; Type: Twin SAM V5.0; Serial: 1909
- Measurement SW: DASY4, V4.5 Build 19; Postprocessing SW: SEMCAD, V1.8 Build 145

Right Cheek/WCDMA Band 5 Mid/Area Scan (101x121x1): Measurement grid: dx=10mm, dy=10mm
Maximum value of SAR (interpolated) = 0.157 mW/g

Right Cheek/WCDMA Band 5 Mid/Zoom Scan (7x7x7)/Cube 0: Measurement grid: dx=5mm, dy=5mm, dz=5mm
Reference Value = 4.44 V/m; Power Drift = 0.163 dB
Peak SAR (extrapolated) = 0.172 W/kg
SAR(1 g) = 0.149 mW/g; SAR(10 g) = 0.121 mW/g
Maximum value of SAR (measured) = 0.155 mW/g

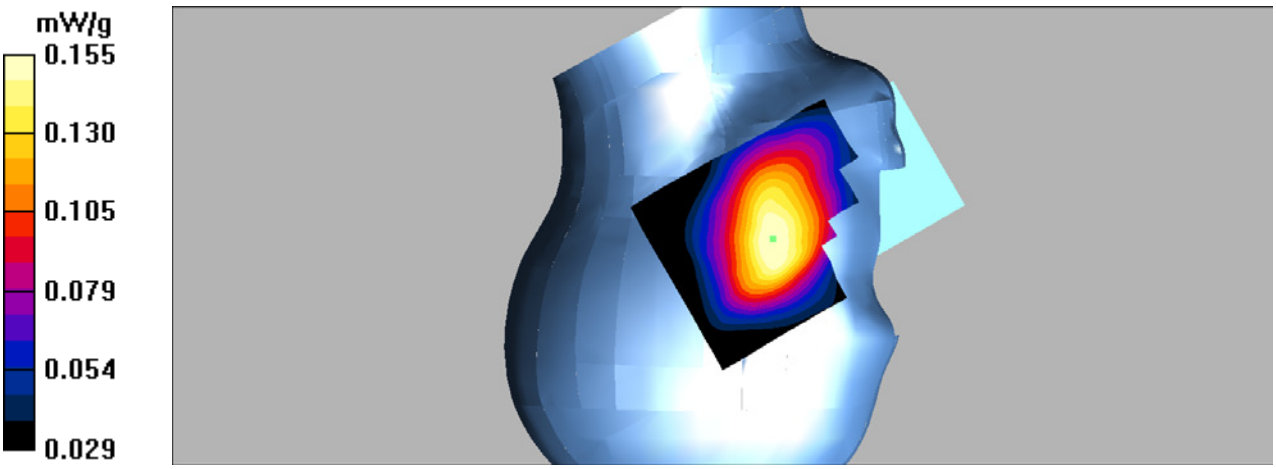

DUT: Smartphone; Model: AM515;

Communication System: 3G Bands; Frequency: 836.6 MHz;Duty Cycle: 1:1
Medium parameters used: f = 836.6 MHz; σ = 0.92 mho/m; εr = 41.66; ρ = 1000 kg/m^3
Phantom section: Right Section
DASY4 Configuration:
- Probe: EX3DV4 – SN7382; ConvF(10.50, 10.50, 10.50); Calibrated: 26/10/2016
- Sensor-Surface: 4mm (Mechanical Surface Detection)
- Electronics: DAE – SN772; Calibrated: 25/10/2016
- Phantom: TWIN SAM; Type: Twin SAM V5.0; Serial: 1909
- Measurement SW: DASY4, V4.5 Build 19; Postprocessing SW: SEMCAD, V1.8 Build 145

Right Tilt/WCDMA Band 5 Mid/Area Scan (101x121x1): Measurement grid: dx=10mm, dy=10mm
Maximum value of SAR (interpolated) = 0.111 mW/g

Right Tilt/WCDMA Band 5 Mid/Zoom Scan (7x7x7)/Cube 0: Measurement grid: dx=5mm, dy=5mm, dz=5mm
Reference Value = 7.82 V/m; Power Drift = 0.146 dB
Peak SAR (extrapolated) = 0.131 W/kg
SAR(1 g) = 0.108 mW/g; SAR(10 g) = 0.085 mW/g
Maximum value of SAR (measured) = 0.113 mW/g

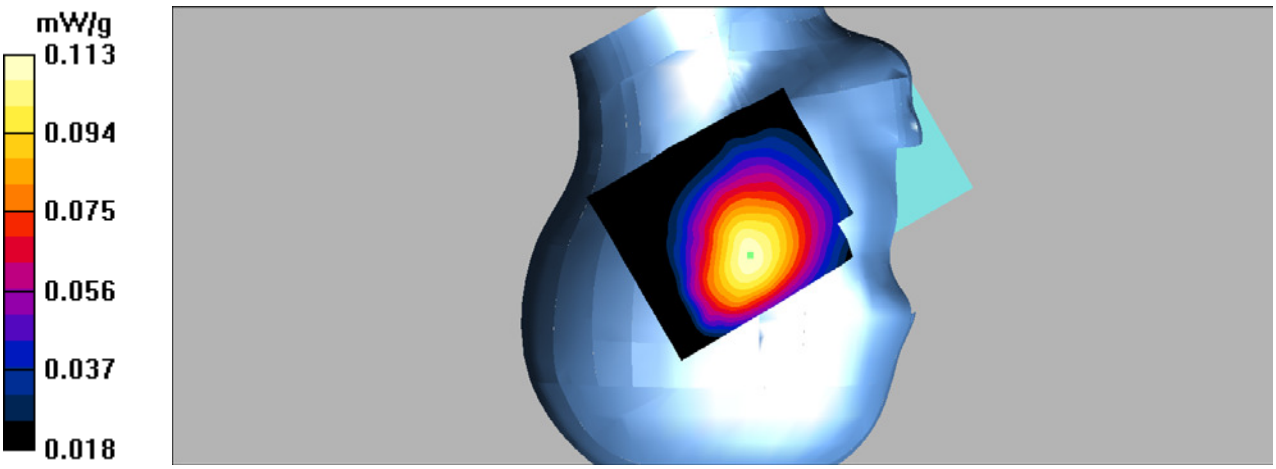

DUT: Smartphone; Model: AM515;

Communication System: 3G Bands; Frequency: 836.6 MHz;Duty Cycle: 1:1
Medium parameters used: f = 836.6 MHz; σ = 0.9 mho/m; εr = 41.94; ρ = 1000 kg/m^3
Phantom section: Flat Section
DASY4 Configuration:
- Probe: EX3DV4 – SN7382; ConvF(10.50, 10.50, 10.50); Calibrated: 26/10/2016
- Sensor-Surface: 4mm (Mechanical Surface Detection)
- Electronics: DAE – SN772; Calibrated: 25/10/2016
- Phantom: TWIN SAM; Type: Twin SAM V5.0; Serial: 1909
- Measurement SW: DASY4, V4.5 Build 19; Postprocessing SW: SEMCAD, V1.8 Build 145

Head Cheek/WCDMA Band 5 Mid/Area Scan (101x131x1): Measurement grid: dx=10mm, dy=10mm
Maximum value of SAR (interpolated) = 0.213 mW/g

Head Cheek/WCDMA Band 5 Mid/Zoom Scan (7x7x7)/Cube 0: Measurement grid: dx=5mm, dy=5mm, dz=5mm
Reference Value = 11.6 V/m; Power Drift = -0.01 dB
Peak SAR (extrapolated) = 0.246 W/kg
SAR(1 g) = 0.195 mW/g; SAR(10 g) = 0.157 mW/g
Maximum value of SAR (measured) = 0.211 mW/g

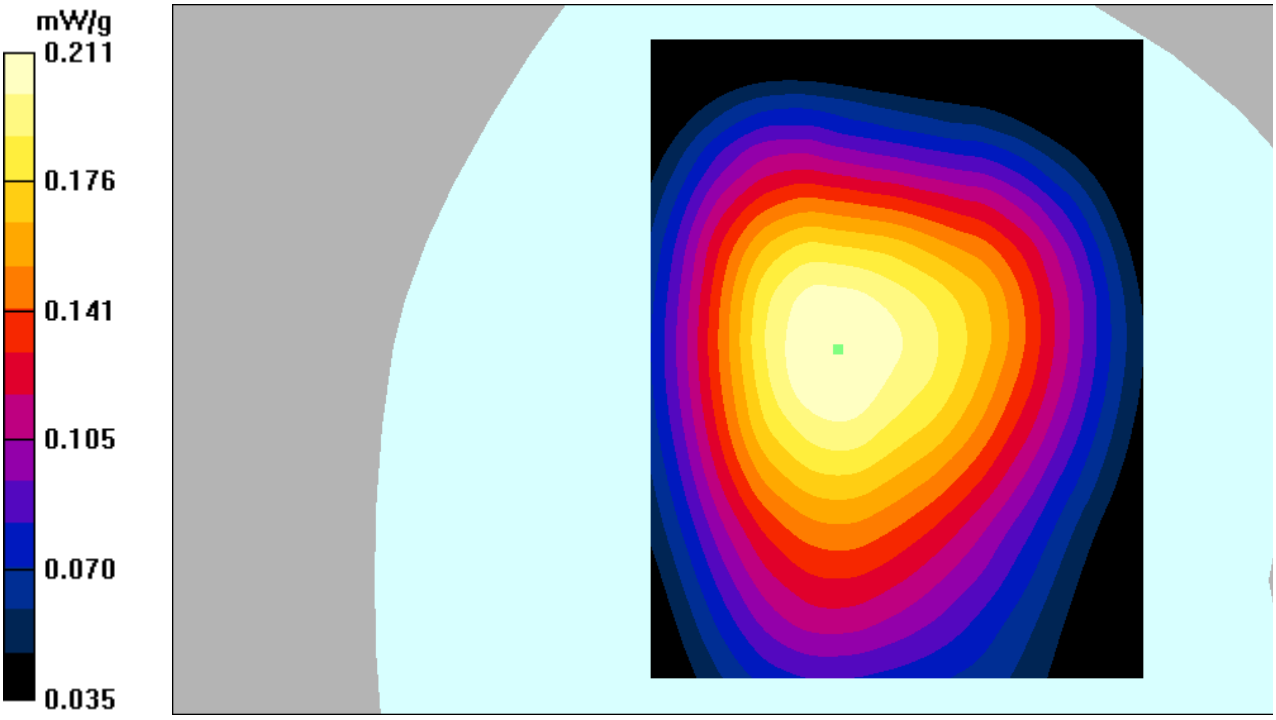

DUT: Smartphone; Model: AM515;

Communication System: 3G Bands; Frequency: 836.6 MHz;Duty Cycle: 1:1
Medium parameters used: f = 836.6 MHz; σ = 0.97 mho/m; εr = 55.39; ρ = 1000 kg/m^3
Phantom section: Flat Section
DASY4 Configuration:
- Probe: EX3DV4 – SN7382; ConvF(10.54, 10.54, 10.54); Calibrated: 26/10/2016
- Sensor-Surface: 4mm (Mechanical Surface Detection)
- Electronics: DAE – SN772; Calibrated: 25/10/2016
- Phantom: TWIN SAM; Type: Twin SAM V5.0; Serial: 1909
- Measurement SW: DASY4, V4.5 Build 19; Postprocessing SW: SEMCAD, V1.8 Build 145

Hotspot Back/WCDMA BAND5 Mid/Area Scan (101x121x1): Measurement grid: dx=10mm, dy=10mm
Maximum value of SAR (interpolated) = 0.315 mW/g

Hotspot Back/WCDMA BAND5 Mid/Zoom Scan (7x7x7)/Cube 0: Measurement grid: dx=5mm, dy=5mm, dz=5mm
Reference Value = 15.7 V/m; Power Drift = -0.077 dB
Peak SAR (extrapolated) = 0.365 W/kg
SAR(1 g) = 0.301 mW/g; SAR(10 g) = 0.233 mW/g
Maximum value of SAR (measured) = 0.314 mW/g

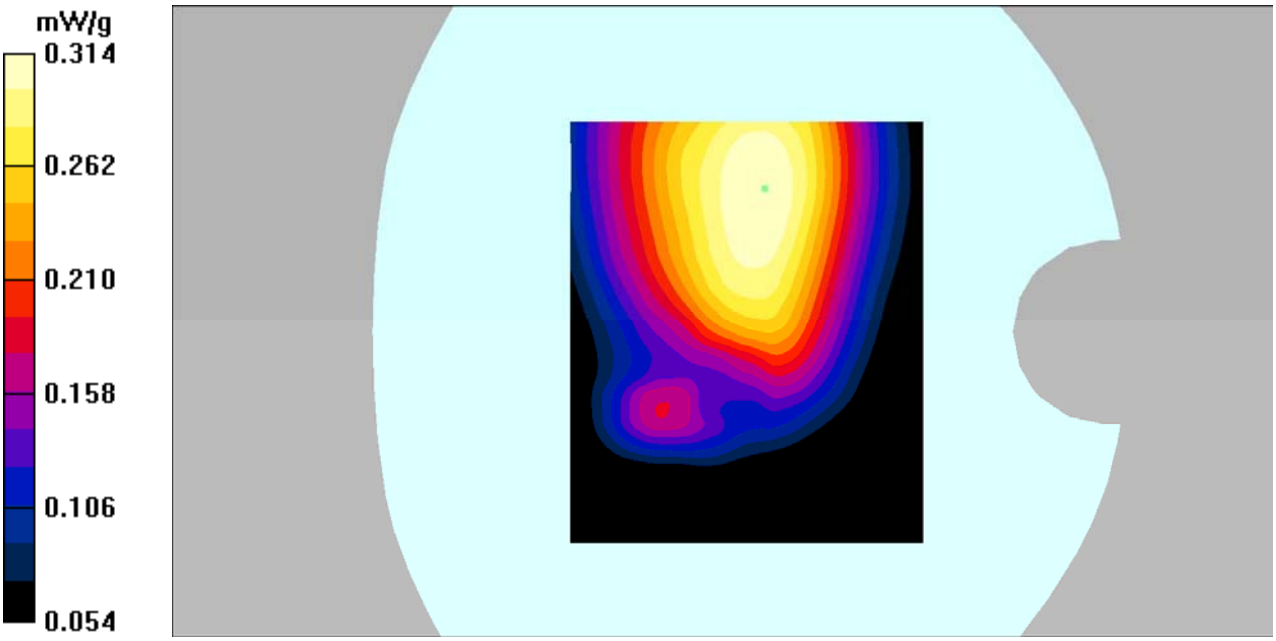

DUT: Smartphone; Model: AM515;

Communication System: 3G Bands; Frequency: 836.6 MHz;Duty Cycle: 1:1
Medium parameters used: f = 836.6 MHz; σ = 0.97 mho/m; εr = 55.39; ρ = 1000 kg/m^3
Phantom section: Flat Section
DASY4 Configuration:
- Probe: EX3DV4 – SN7382; ConvF(10.54, 10.54, 10.54); Calibrated: 26/10/2016
- Sensor-Surface: 4mm (Mechanical Surface Detection)
- Electronics: DAE – SN772; Calibrated: 25/10/2016
- Phantom: TWIN SAM; Type: Twin SAM V5.0; Serial: 1909
- Measurement SW: DASY4, V4.5 Build 19; Postprocessing SW: SEMCAD, V1.8 Build 145

Hotspot Left/WCDMA Band 5 Mid/Area Scan (101x121x1): Measurement grid: dx=10mm, dy=10mm
Maximum value of SAR (interpolated) = 0.190 mW/g

Hotspot Left/WCDMA Band 5 Mid/Zoom Scan (7x7x7)/Cube 0: Measurement grid: dx=5mm, dy=5mm, dz=5mm
Reference Value = 12.6 V/m; Power Drift = 0.059 dB
Peak SAR (extrapolated) = 0.243 W/kg
SAR(1 g) = 0.179 mW/g; SAR(10 g) = 0.127 mW/g
Maximum value of SAR (measured) = 0.192 mW/g

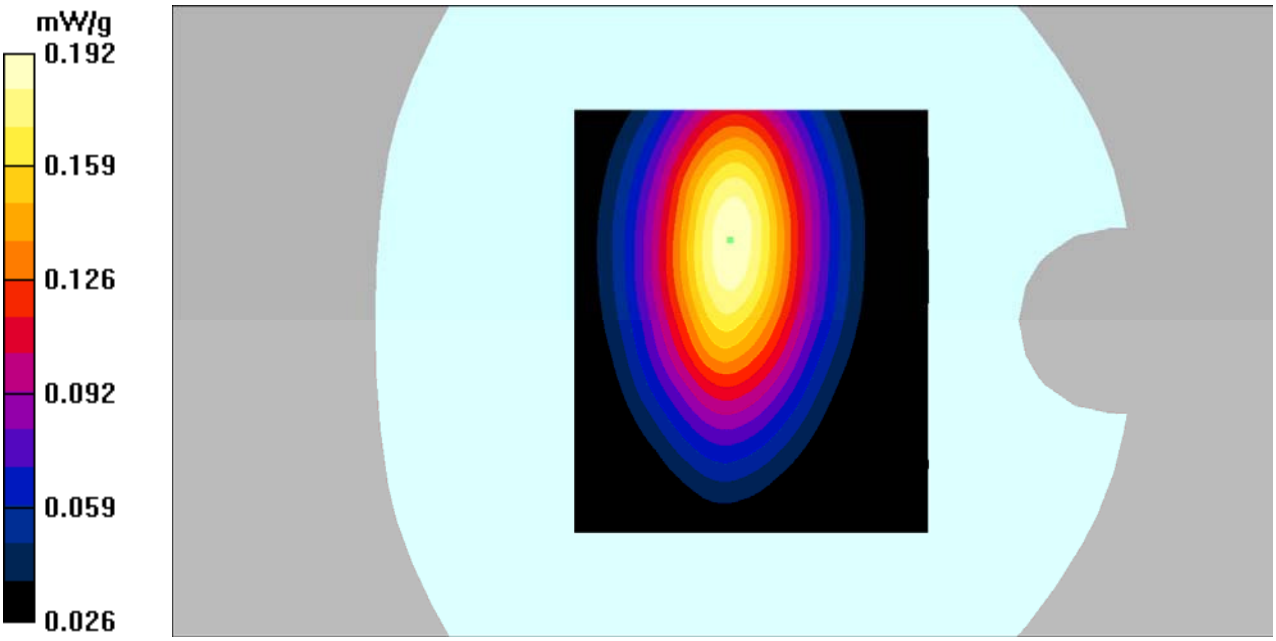

DUT: Smartphone; Model: AM515;

Communication System: 3G Bands; Frequency: 836.6 MHz;Duty Cycle: 1:1
Medium parameters used: f = 836.6 MHz; σ = 0.97 mho/m; εr = 55.39; ρ = 1000 kg/m^3
Phantom section: Flat Section
DASY4 Configuration:
- Probe: EX3DV4 – SN7382; ConvF(10.54, 10.54, 10.54); Calibrated: 26/10/2016
- Sensor-Surface: 4mm (Mechanical Surface Detection)
- Electronics: DAE – SN772; Calibrated: 25/10/2016
- Phantom: TWIN SAM; Type: Twin SAM V5.0; Serial: 1909
- Measurement SW: DASY4, V4.5 Build 19; Postprocessing SW: SEMCAD, V1.8 Build 145

Hotspot Right/WCDMA Band 5 Mid/Area Scan (101x121x1): Measurement grid: dx=10mm, dy=10mm
Maximum value of SAR (interpolated) = 0.108 mW/g

Hotspot Right/WCDMA Band 5 Mid/Zoom Scan (7x7x7)/Cube 0: Measurement grid: dx=5mm, dy=5mm, dz=5mm
Reference Value = 8.39 V/m; Power Drift = 0.198 dB
Peak SAR (extrapolated) = 0.134 W/kg
SAR(1 g) = 0.101 mW/g; SAR(10 g) = 0.071 mW/g
Maximum value of SAR (measured) = 0.109 mW/g

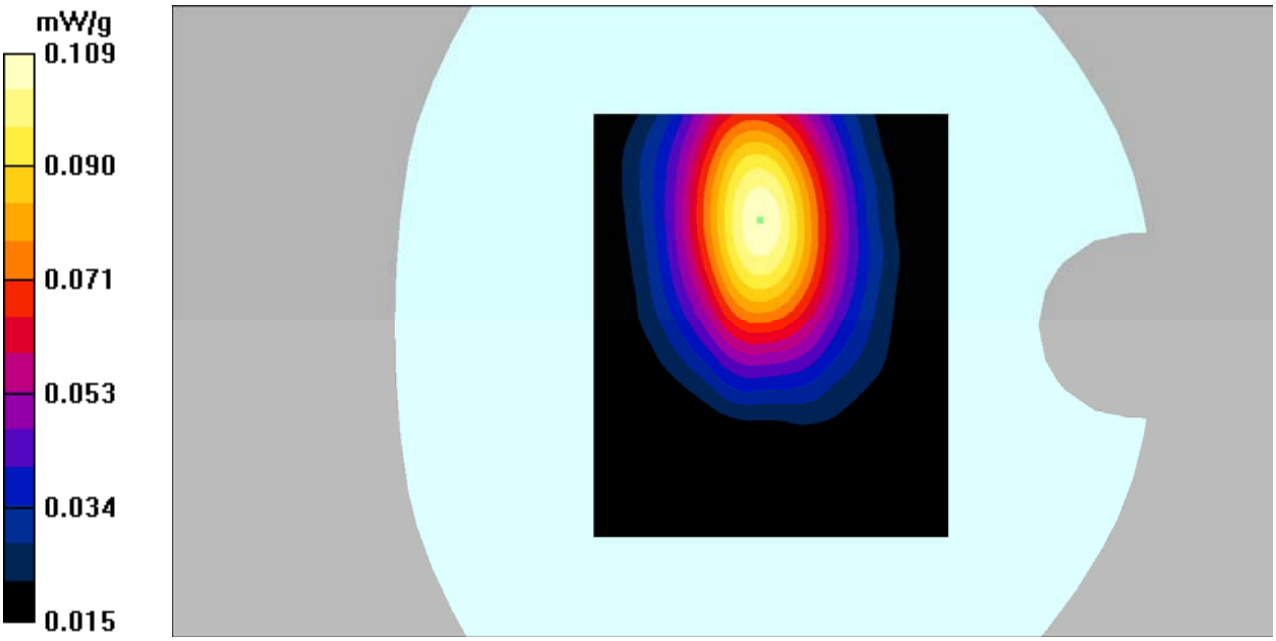

DUT: Smartphone; Model: AM515;

Communication System: 3G Bands; Frequency: 836.6 MHz;Duty Cycle: 1:1
Medium parameters used: f = 836.6 MHz; σ = 0.97 mho/m; εr = 55.39; ρ = 1000 kg/m^3
Phantom section: Flat Section
DASY4 Configuration:
- Probe: EX3DV4 – SN7382; ConvF(10.54, 10.54, 10.54); Calibrated: 26/10/2016
- Sensor-Surface: 4mm (Mechanical Surface Detection)
- Electronics: DAE – SN772; Calibrated: 25/10/2016
- Phantom: TWIN SAM; Type: Twin SAM V5.0; Serial: 1909
- Measurement SW: DASY4, V4.5 Build 19; Postprocessing SW: SEMCAD, V1.8 Build 145

Hotspot Bottom/WCDMA Band 5 Mid/Area Scan (101x121x1): Measurement grid: dx=10mm, dy=10mm
Maximum value of SAR (interpolated) = 0.075 mW/g

Hotspot Bottom/WCDMA Band 5 Mid/Zoom Scan (7x7x7)/Cube 0: Measurement grid: dx=5mm, dy=5mm, dz=5mm
Reference Value = 8.37 V/m; Power Drift = 0.020 dB
Peak SAR (extrapolated) = 0.106 W/kg
SAR(1 g) = 0.068 mW/g; SAR(10 g) = 0.042 mW/g
Maximum value of SAR (measured) = 0.075 mW/g

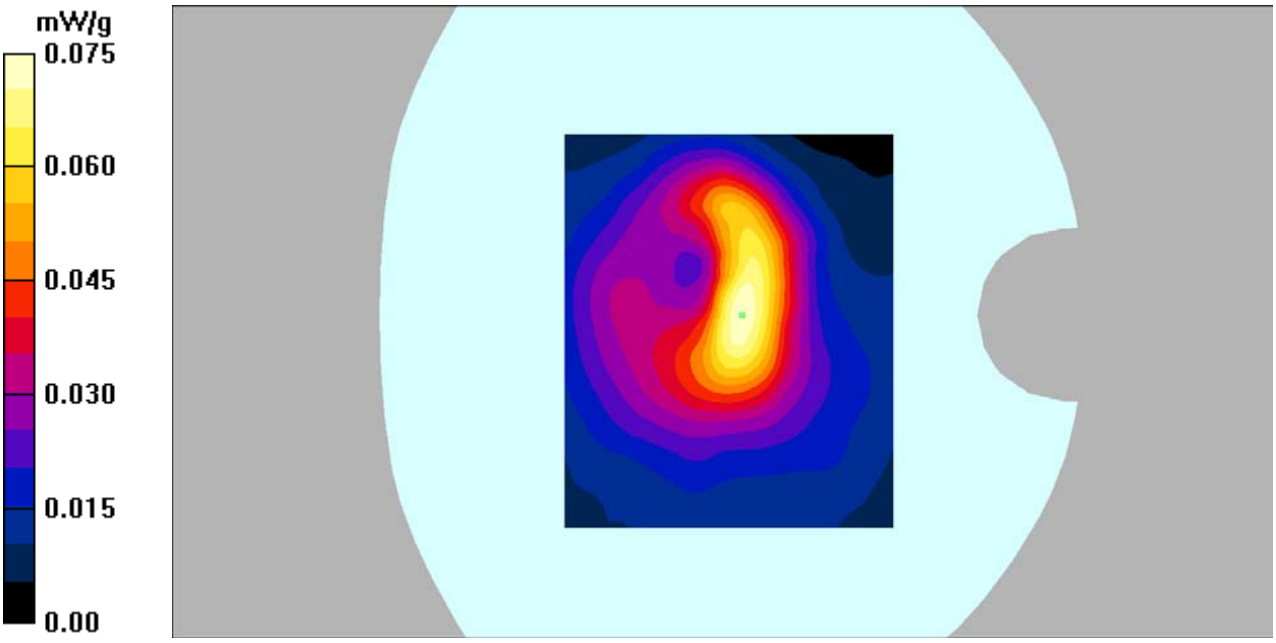

DUT: Smartphone; Model: AM515;

Communication System: 3G Bands; Frequency: 1732.6 MHz;Duty Cycle: 1:1
Medium parameters used: f = 1732.6 MHz; σ = 1.37 mho/m; εr = 39.96; ρ = 1000 kg/m^3
Phantom section: Left Section
DASY4 Configuration:
- Probe: EX3DV4 - SN7382; ConvF(9.06, 9.06, 9.06); Calibrated: 26/10/2016
- Sensor-Surface: 4mm (Mechanical Surface Detection)
- Electronics: DAE – SN772; Calibrated: 25/10/2016
- Phantom: TWIN SAM; Type: Twin SAM V5.0; Serial: 1909
- Measurement SW: DASY4, V4.5 Build 19; Postprocessing SW: SEMCAD, V1.8 Build 145

Left Cheek/WCDMA Band 4 Mid/Area Scan (101x121x1): Measurement grid: dx=10mm, dy=10mm
Maximum value of SAR (interpolated) = 0.094 mW/g

Left Cheek/WCDMA Band 4 Mid/Zoom Scan (7x7x7)/Cube 0: Measurement grid: dx=5mm, dy=5mm, dz=5mm
Reference Value = 6.11 V/m; Power Drift = -0.038 dB
Peak SAR (extrapolated) = 0.111 W/kg
SAR(1 g) = 0.085 mW/g; SAR(10 g) = 0.059 mW/g
Maximum value of SAR (measured) = 0.092 mW/g

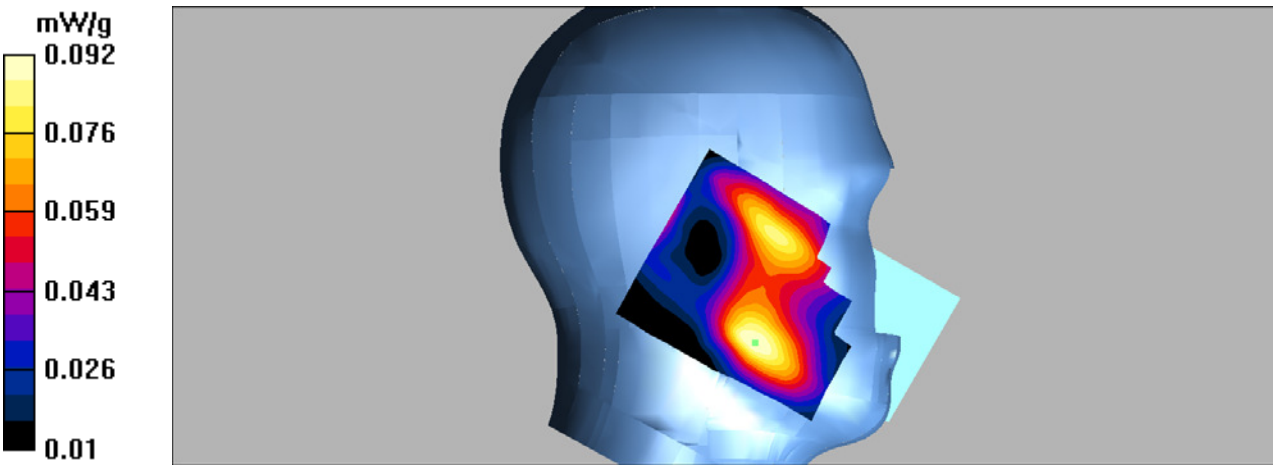

DUT: Smartphone; Model: AM515;

Communication System: 3G Bands; Frequency: 1732.6 MHz;Duty Cycle: 1:1
Medium parameters used: f = 1732.6 MHz; σ = 1.37 mho/m; εr = 39.96; ρ = 1000 kg/m^3
Phantom section: Left Section
DASY4 Configuration:
- Probe: EX3DV4 - SN7382; ConvF(9.06, 9.06, 9.06); Calibrated: 26/10/2016
- Sensor-Surface: 4mm (Mechanical Surface Detection)
- Electronics: DAE – SN772; Calibrated: 25/10/2016
- Phantom: TWIN SAM; Type: Twin SAM V5.0; Serial: 1909
- Measurement SW: DASY4, V4.5 Build 19; Postprocessing SW: SEMCAD, V1.8 Build 145

Left Tilt/WCDMA Band 4 Mid/Area Scan (91x111x1): Measurement grid: dx=10mm, dy=10mm
Maximum value of SAR (interpolated) = 0.087 mW/g

Left Tilt/WCDMA Band 4 Mid/Zoom Scan (7x7x7)/Cube 0: Measurement grid: dx=5mm, dy=5mm, dz=5mm
Reference Value = 7.46 V/m; Power Drift = 0.024 dB
Peak SAR (extrapolated) = 0.131 W/kg
SAR(1 g) = 0.082 mW/g; SAR(10 g) = 0.048 mW/g
Maximum value of SAR (measured) = 0.094 mW/g

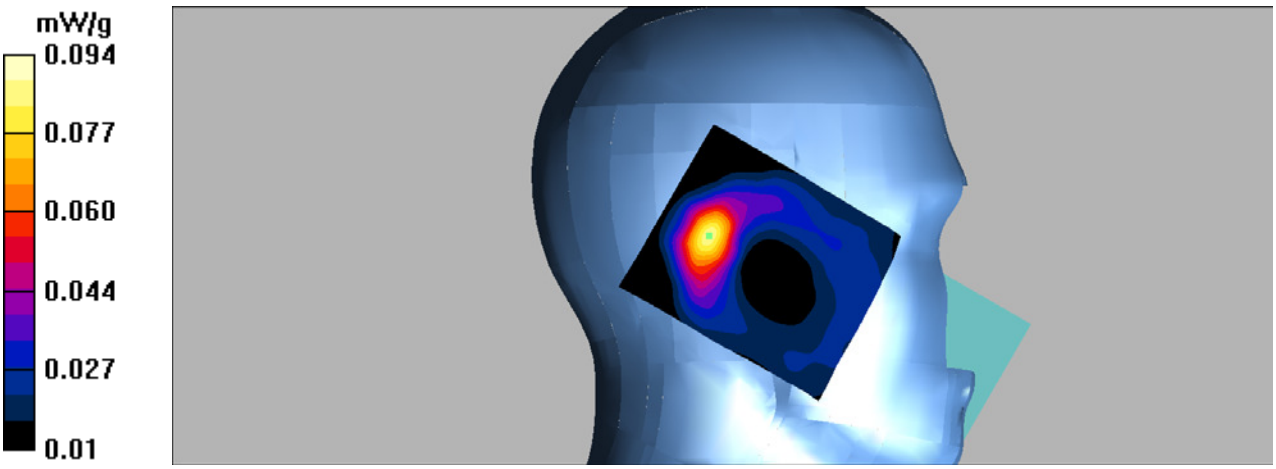

DUT: Smartphone; Model: AM515;

Communication System: 3G Bands; Frequency: 1732.6 MHz;Duty Cycle: 1:1
Medium parameters used: f = 1732.6 MHz; σ = 1.37 mho/m; εr = 39.96; ρ = 1000 kg/m^3
Phantom section: Right Section
DASY4 Configuration:
- Probe: EX3DV4 - SN7382; ConvF(9.06, 9.06, 9.06); Calibrated: 26/10/2016
- Sensor-Surface: 4mm (Mechanical Surface Detection)
- Electronics: DAE – SN772; Calibrated: 25/10/2016
- Phantom: TWIN SAM; Type: Twin SAM V5.0; Serial: 1909
- Measurement SW: DASY4, V4.5 Build 19; Postprocessing SW: SEMCAD, V1.8 Build 145

Right Cheek/WCDMA Band 4 Mid/Area Scan (101x121x1): Measurement grid: dx=10mm, dy=10mm
Maximum value of SAR (interpolated) = 0.149 mW/g

Right Cheek/WCDMA Band 4 Mid/Zoom Scan (7x7x7)/Cube 0: Measurement grid: dx=5mm, dy=5mm, dz=5mm
Reference Value = 5.40 V/m; Power Drift = 0.090 dB
Peak SAR (extrapolated) = 0.199 W/kg
SAR(1 g) = 0.137 mW/g; SAR(10 g) = 0.089 mW/g
Maximum value of SAR (measured) = 0.147 mW/g

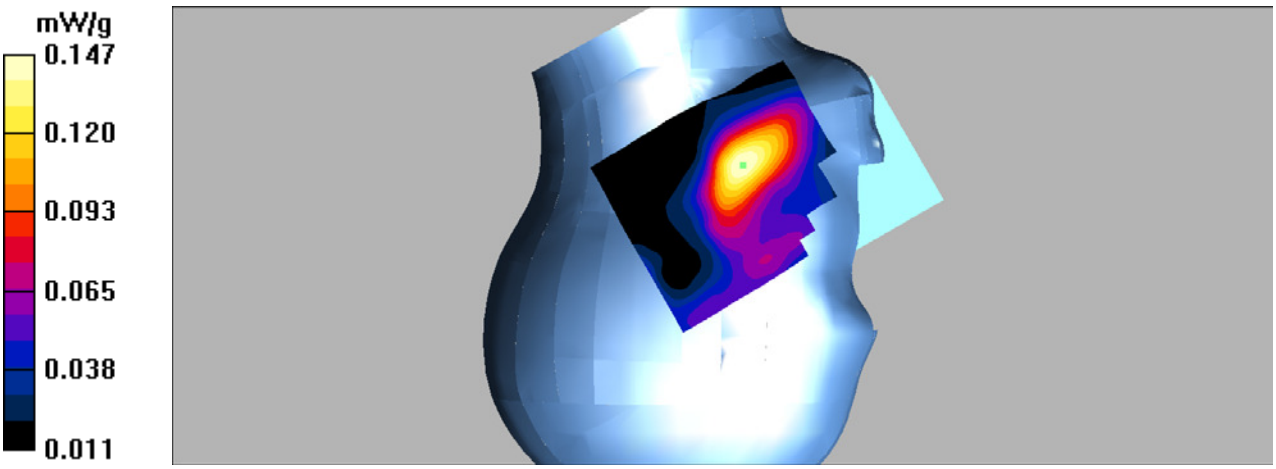

DUT: Smartphone; Model: AM515;

Communication System: 3G Bands; Frequency: 1732.6 MHz;Duty Cycle: 1:1
Medium parameters used: f = 1732.6 MHz; σ = 1.37 mho/m; εr = 39.96; ρ = 1000 kg/m^3
Phantom section: Right Section
DASY4 Configuration:
- Probe: EX3DV4 - SN7382; ConvF(9.06, 9.06, 9.06); Calibrated: 26/10/2016
- Sensor-Surface: 4mm (Mechanical Surface Detection)
- Electronics: DAE – SN772; Calibrated: 25/10/2016
- Phantom: TWIN SAM; Type: Twin SAM V5.0; Serial: 1909
- Measurement SW: DASY4, V4.5 Build 19; Postprocessing SW: SEMCAD, V1.8 Build 145

Right Tilt/WCDMA Band 4 Mid/Area Scan (91x111x1): Measurement grid: dx=10mm, dy=10mm
Maximum value of SAR (interpolated) = 0.077 mW/g

Right Tilt/WCDMA Band 4 Mid/Zoom Scan (7x7x7)/Cube 0: Measurement grid: dx=5mm, dy=5mm, dz=5mm
Reference Value = 5.98 V/m; Power Drift = 0.128 dB
Peak SAR (extrapolated) = 0.112 W/kg
SAR(1 g) = 0.069 mW/g; SAR(10 g) = 0.040 mW/g
Maximum value of SAR (measured) = 0.074 mW/g

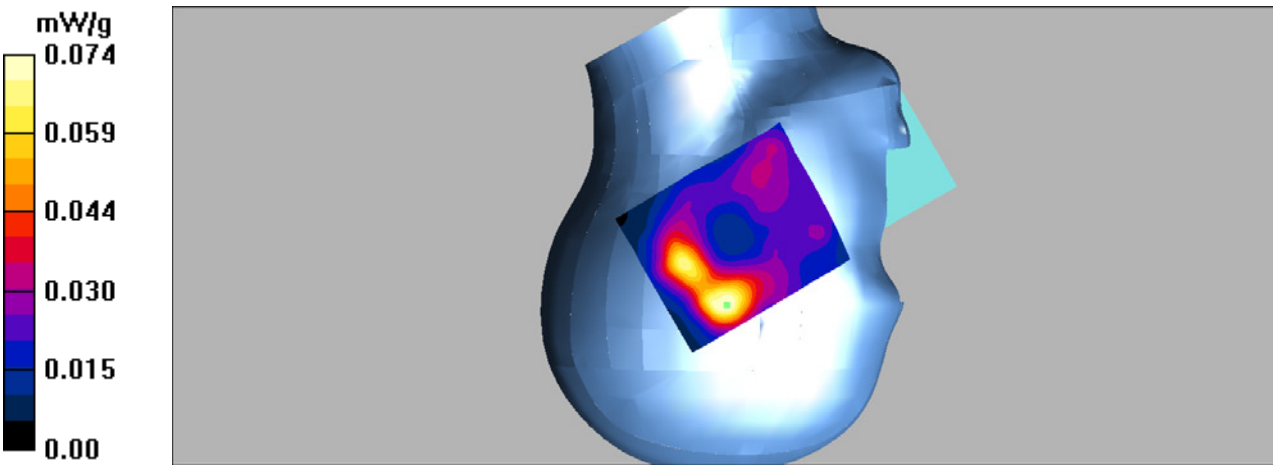

DUT: Smartphone; Model: AM515;

Communication System: 3G Bands; Frequency: 1732.6 MHz;Duty Cycle: 1:1
Medium parameters used: f = 1732.6 MHz; σ = 1.39 mho/m; εr = 39.84; ρ = 1000 kg/m^3
Phantom section: Flat Section
DASY4 Configuration:
- Probe: EX3DV4 - SN7382; ConvF(9.06, 9.06, 9.06); Calibrated: 26/10/2016
- Sensor-Surface: 4mm (Mechanical Surface Detection)
- Electronics: DAE – SN772; Calibrated: 25/10/2016
- Phantom: TWIN SAM; Type: Twin SAM V5.0; Serial: 1909
- Measurement SW: DASY4, V4.5 Build 19; Postprocessing SW: SEMCAD, V1.8 Build 145

Head Cheek/WCDMA Band 4 Mid/Area Scan (91x111x1): Measurement grid: dx=10mm, dy=10mm
Maximum value of SAR (interpolated) = 0.111 mW/g

Head Cheek/WCDMA Band 4 Mid/Zoom Scan (7x7x7)/Cube 0: Measurement grid: dx=5mm, dy=5mm, dz=5mm
Reference Value = 7.80 V/m; Power Drift = 0.114 dB
Peak SAR (extrapolated) = 0.154 W/kg
SAR(1 g) = 0.103 mW/g; SAR(10 g) = 0.069 mW/g
Maximum value of SAR (measured) = 0.109 mW/g

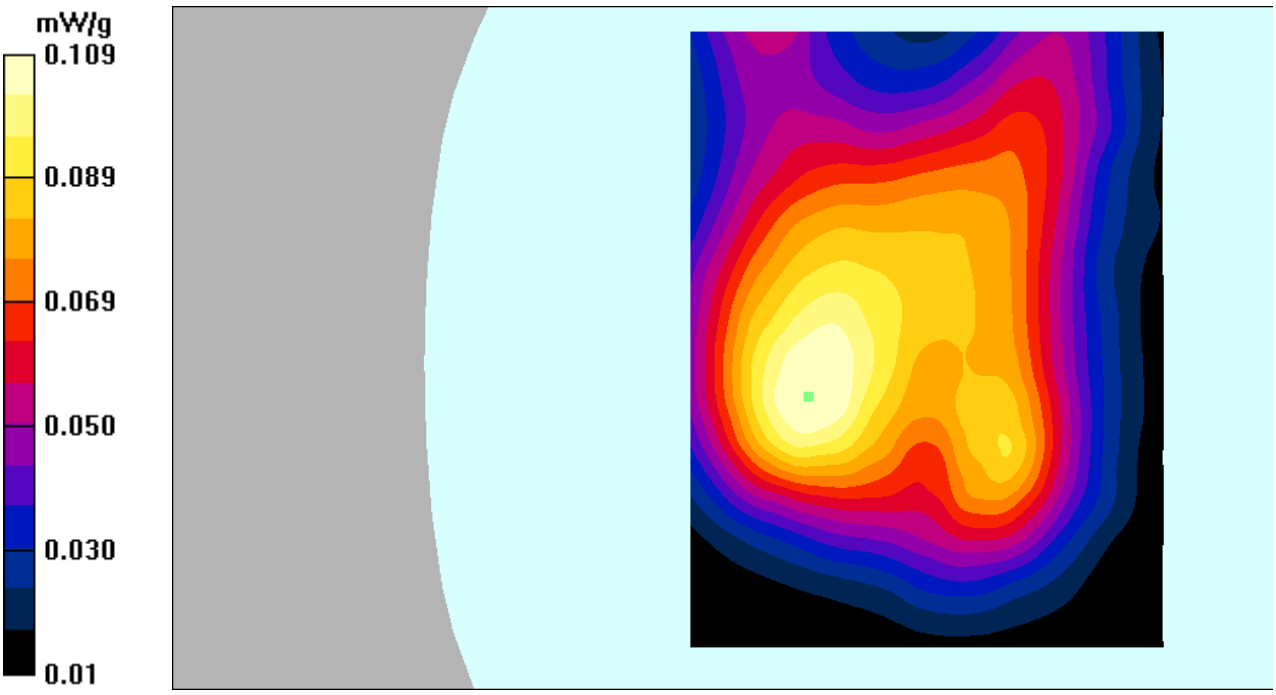

DUT: Smartphone; Model: AM515;

Communication System: 3G Bands; Frequency: 1732.6 MHz;Duty Cycle: 1:1
Medium parameters used: f = 1732.6 MHz; σ = 1.5 mho/m; εr = 52.97; ρ = 1000 kg/m^3
Phantom section: Flat Section
DASY4 Configuration:
- Probe: EX3DV4 - SN7382; ConvF(8.65, 8.65, 8.65); Calibrated: 26/10/2016
- Sensor-Surface: 4mm (Mechanical Surface Detection)
- Electronics: DAE – SN772; Calibrated: 25/10/2016
- Phantom: TWIN SAM; Type: Twin SAM V5.0; Serial: 1909
- Measurement SW: DASY4, V4.5 Build 19; Postprocessing SW: SEMCAD, V1.8 Build 145

Hotspot Back/WCDMA Band4 Mid/Area Scan (101x121x1): Measurement grid: dx=10mm, dy=10mm
Maximum value of SAR (interpolated) = 0.286 mW/g

Hotspot Back/WCDMA Band4 Mid/Zoom Scan (7x7x7)/Cube 0: Measurement grid: dx=5mm, dy=5mm, dz=5mm
Reference Value = 9.75 V/m; Power Drift = 0.066 dB
Peak SAR (extrapolated) = 0.493 W/kg
SAR(1 g) = 0.251 mW/g; SAR(10 g) = 0.132 mW/g
Maximum value of SAR (measured) = 0.282 mW/g



DUT: Smartphone; Model: AM515;

Communication System: 3G Bands; Frequency: 1732.6 MHz;Duty Cycle: 1:1
Medium parameters used: f = 1732.6 MHz; σ = 1.5 mho/m; εr = 52.97; ρ = 1000 kg/m^3
Phantom section: Flat Section
DASY4 Configuration:
- Probe: EX3DV4 - SN7382; ConvF(8.65, 8.65, 8.65); Calibrated: 26/10/2016
- Sensor-Surface: 4mm (Mechanical Surface Detection)
- Electronics: DAE – SN772; Calibrated: 25/10/2016
- Phantom: TWIN SAM; Type: Twin SAM V5.0; Serial: 1909
- Measurement SW: DASY4, V4.5 Build 19; Postprocessing SW: SEMCAD, V1.8 Build 145

Hotspot Left/WCDMA Band4 Mid/Area Scan (81x131x1): Measurement grid: dx=10mm, dy=10mm
Maximum value of SAR (interpolated) = 0.039 mW/g

Hotspot Left/WCDMA Band4 Mid/Zoom Scan (7x7x7)/Cube 0: Measurement grid: dx=5mm, dy=5mm, dz=5mm
Reference Value = 3.78 V/m; Power Drift = 0.170 dB
Peak SAR (extrapolated) = 0.052 W/kg
SAR(1 g) = 0.036 mW/g; SAR(10 g) = 0.024 mW/g
Maximum value of SAR (measured) = 0.039 mW/g

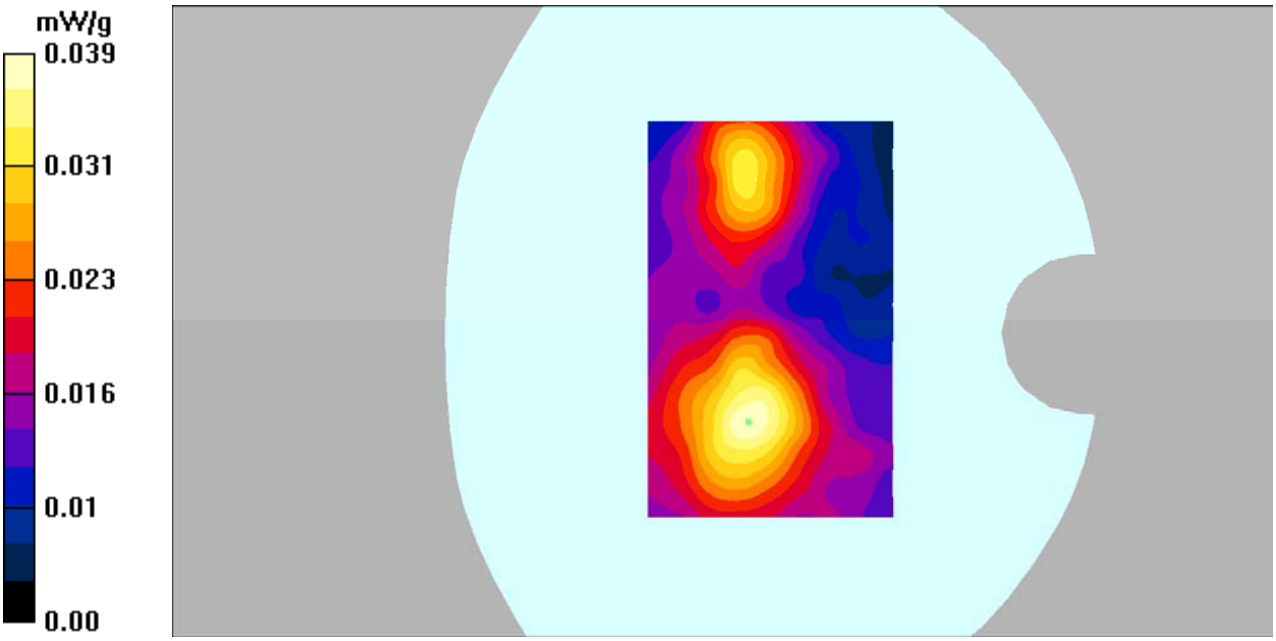

DUT: Smartphone; Model: AM515;

Communication System: 3G Bands; Frequency: 1732.6 MHz;Duty Cycle: 1:1
Medium parameters used: f = 1732.6 MHz; σ = 1.5 mho/m; εr = 52.97; ρ = 1000 kg/m^3
Phantom section: Flat Section
DASY4 Configuration:
- Probe: EX3DV4 - SN7382; ConvF(8.65, 8.65, 8.65); Calibrated: 26/10/2016
- Sensor-Surface: 4mm (Mechanical Surface Detection)
- Electronics: DAE – SN772; Calibrated: 25/10/2016
- Phantom: TWIN SAM; Type: Twin SAM V5.0; Serial: 1909
- Measurement SW: DASY4, V4.5 Build 19; Postprocessing SW: SEMCAD, V1.8 Build 145

Hotspot Right/WCDMA Band 4 Mid/Area Scan (81x131x1): Measurement grid: dx=10mm, dy=10mm
Maximum value of SAR (interpolated) = 0.082 mW/g

Hotspot Right/WCDMA Band 4 Mid/Zoom Scan (7x7x7)/Cube 0: Measurement grid: dx=5mm, dy=5mm, dz=5mm
Reference Value = 5.28 V/m; Power Drift = 0.033 dB
Peak SAR (extrapolated) = 0.120 W/kg
SAR(1 g) = 0.077 mW/g; SAR(10 g) = 0.047 mW/g
Maximum value of SAR (measured) = 0.084 mW/g

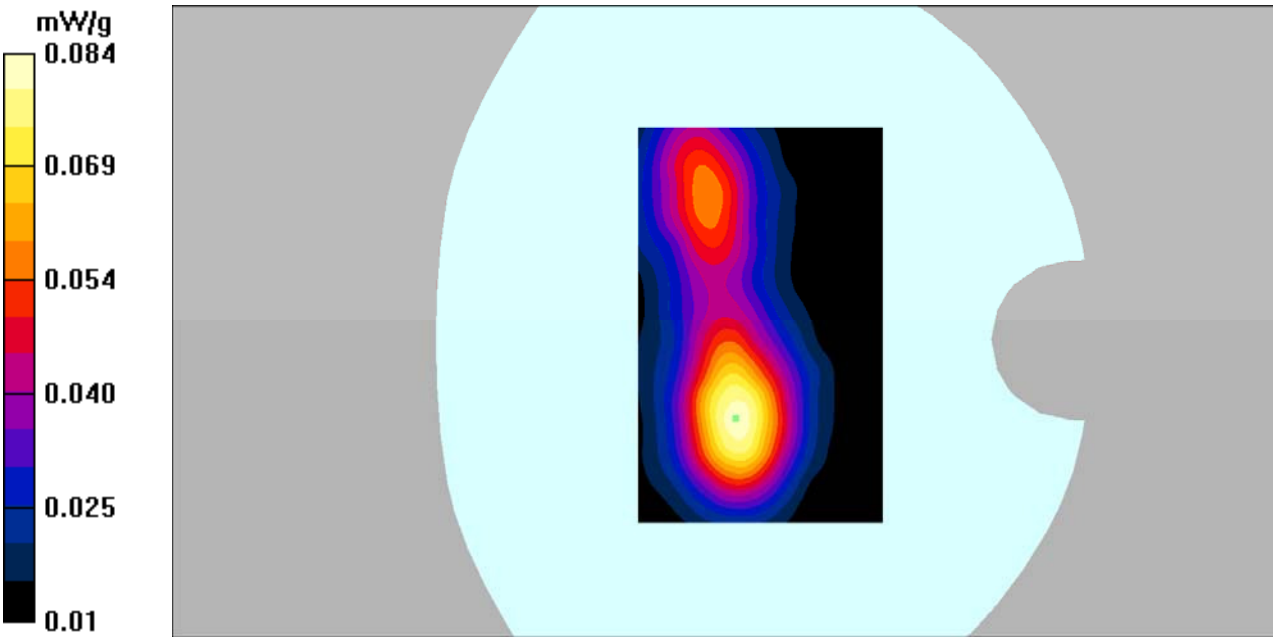

DUT: Smartphone; Model: AM515;

Communication System: 3G Bands; Frequency: 1732.6 MHz;Duty Cycle: 1:1
Medium parameters used: f = 1732.6 MHz; σ = 1.5 mho/m; εr = 52.97; ρ = 1000 kg/m^3
Phantom section: Flat Section
DASY4 Configuration:
- Probe: EX3DV4 - SN7382; ConvF(8.65, 8.65, 8.65); Calibrated: 26/10/2016
- Sensor-Surface: 4mm (Mechanical Surface Detection)
- Electronics: DAE – SN772; Calibrated: 25/10/2016
- Phantom: TWIN SAM; Type: Twin SAM V5.0; Serial: 1909
- Measurement SW: DASY4, V4.5 Build 19; Postprocessing SW: SEMCAD, V1.8 Build 145

Hotspot Bottom/WCDMA Band 4 Mid/Area Scan (81x131x1): Measurement grid: dx=10mm, dy=10mm
Maximum value of SAR (interpolated) = 0.107 mW/g

Hotspot Bottom/WCDMA Band 4 Mid/Zoom Scan (7x7x7)/Cube 0: Measurement grid: dx=5mm, dy=5mm, dz=5mm
Reference Value = 7.32 V/m; Power Drift = 0.115 dB
Peak SAR (extrapolated) = 0.164 W/kg
SAR(1 g) = 0.098 mW/g; SAR(10 g) = 0.058 mW/g
Maximum value of SAR (measured) = 0.110 mW/g

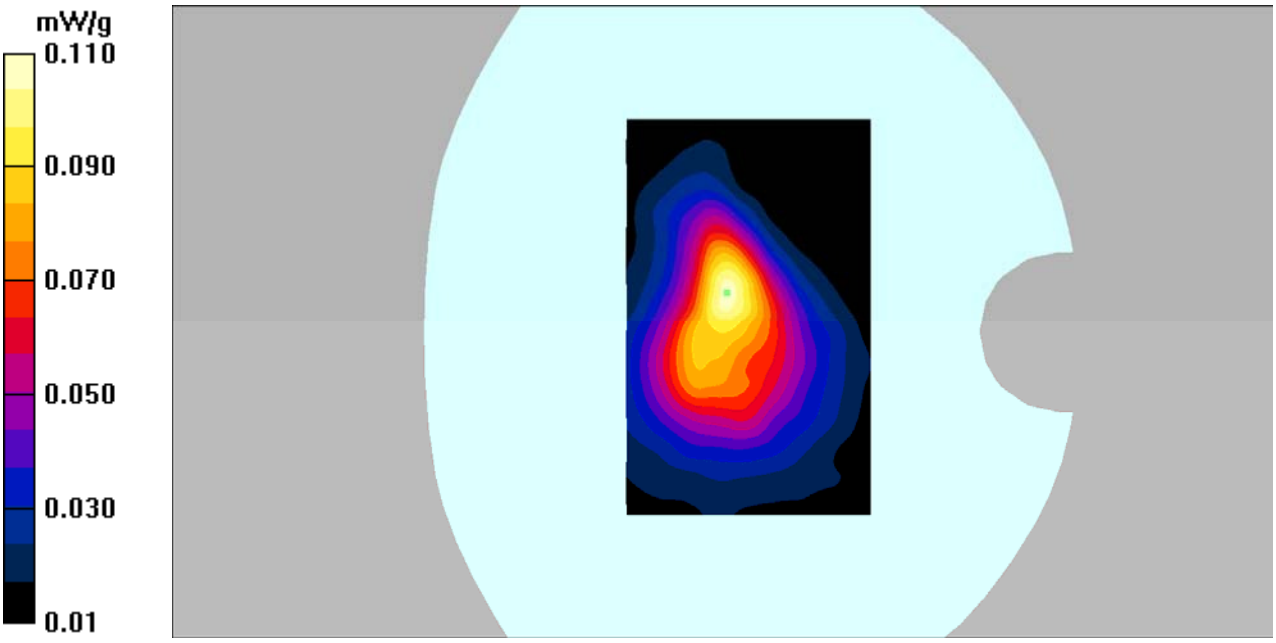

DUT: Smartphone; Model: AM515;

Communication System: 3G Bands; Frequency: 1880 MHz;Duty Cycle: 1:1
Medium parameters used: f = 1880 MHz; σ = 1.41 mho/m; εr = 39.53; ρ = 1000 kg/m^3
Phantom section: Left Section
DASY4 Configuration:
- Probe: EX3DV4 – SN7382; ConvF(8.71, 8.71, 8.71); Calibrated: 26/10/2016
- Sensor-Surface: 4mm (Mechanical Surface Detection)
- Electronics: DAE – SN772; Calibrated: 25/10/2016
- Phantom: TWIN SAM; Type: Twin SAM V5.0; Serial: 1909
- Measurement SW: DASY4, V4.5 Build 19; Postprocessing SW: SEMCAD, V1.8 Build 145

Left Cheek/WCDMA Band 2 Mid/Area Scan (101x121x1): Measurement grid: dx=10mm, dy=10mm
Maximum value of SAR (interpolated) = 0.225 mW/g

Left Cheek/WCDMA Band 2 Mid/Zoom Scan (7x7x7)/Cube 0: Measurement grid: dx=5mm, dy=5mm, dz=5mm
Reference Value = 7.47 V/m; Power Drift = 0.024 dB
Peak SAR (extrapolated) = 0.289 W/kg
SAR(1 g) = 0.197 mW/g; SAR(10 g) = 0.125 mW/g
Maximum value of SAR (measured) = 0.215 mW/g

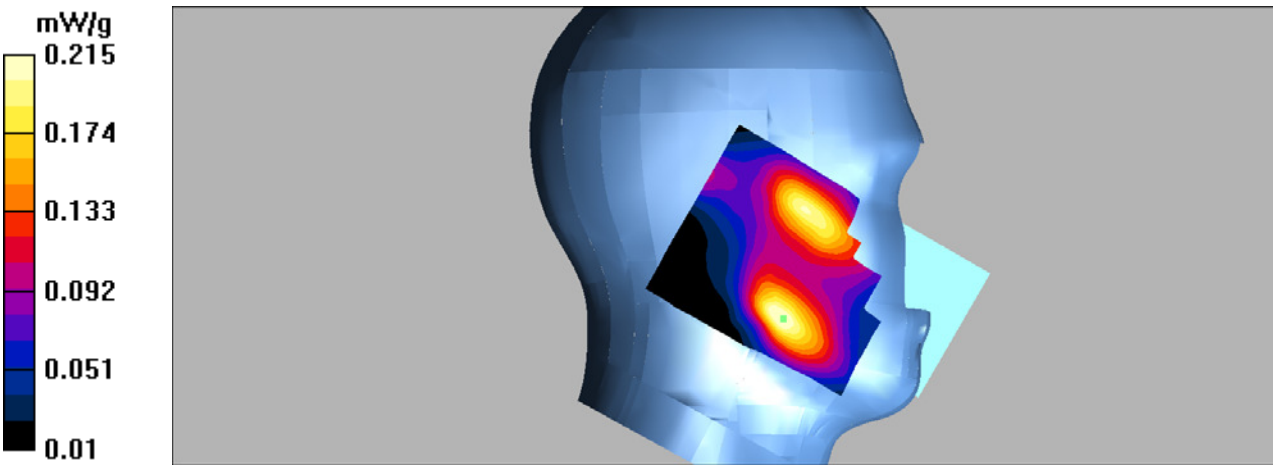

DUT: Smartphone; Model: AM515;

Communication System: 3G Bands; Frequency: 1880 MHz;Duty Cycle: 1:1
Medium parameters used: f = 1880 MHz; σ = 1.41 mho/m; εr = 39.53; ρ = 1000 kg/m^3
Phantom section: Left Section
DASY4 Configuration:
- Probe: EX3DV4 – SN7382; ConvF(8.71, 8.71, 8.71); Calibrated: 26/10/2016
- Sensor-Surface: 4mm (Mechanical Surface Detection)
- Electronics: DAE – SN772; Calibrated: 25/10/2016
- Phantom: TWIN SAM; Type: Twin SAM V5.0; Serial: 1909
- Measurement SW: DASY4, V4.5 Build 19; Postprocessing SW: SEMCAD, V1.8 Build 145

Left Tilt/WCDMA Band 2 Mid/Area Scan (91x111x1): Measurement grid: dx=10mm, dy=10mm
Maximum value of SAR (interpolated) = 0.170 mW/g

Left Tilt/WCDMA Band 2 Mid/Zoom Scan (7x7x7)/Cube 0: Measurement grid: dx=5mm, dy=5mm, dz=5mm
Reference Value = 9.46 V/m; Power Drift = -0.047 dB
Peak SAR (extrapolated) = 0.266 W/kg
SAR(1 g) = 0.158 mW/g; SAR(10 g) = 0.092 mW/g
Maximum value of SAR (measured) = 0.177 mW/g



DUT: Smartphone; Model: AM515;

Communication System: 3G Bands; Frequency: 1880 MHz;Duty Cycle: 1:1
Medium parameters used: f = 1880 MHz; σ = 1.41 mho/m; εr = 39.53; ρ = 1000 kg/m^3
Phantom section: Right Section
DASY4 Configuration:
- Probe: EX3DV4 – SN7382; ConvF(8.71, 8.71, 8.71); Calibrated: 26/10/2016
- Sensor-Surface: 4mm (Mechanical Surface Detection)
- Electronics: DAE – SN772; Calibrated: 25/10/2016
- Phantom: TWIN SAM; Type: Twin SAM V5.0; Serial: 1909
- Measurement SW: DASY4, V4.5 Build 19; Postprocessing SW: SEMCAD, V1.8 Build 145

Right Cheek/WCDMA Band 2 Mid/Area Scan (101x121x1): Measurement grid: dx=10mm, dy=10mm
Maximum value of SAR (interpolated) = 0.388 mW/g

Right Cheek/WCDMA Band 2 Mid/Zoom Scan (7x7x7)/Cube 0: Measurement grid: dx=5mm, dy=5mm, dz=5mm
Reference Value = 6.64 V/m; Power Drift = 0.012 dB
Peak SAR (extrapolated) = 0.573 W/kg
SAR(1 g) = 0.355 mW/g; SAR(10 g) = 0.212 mW/g
Maximum value of SAR (measured) = 0.382 mW/g

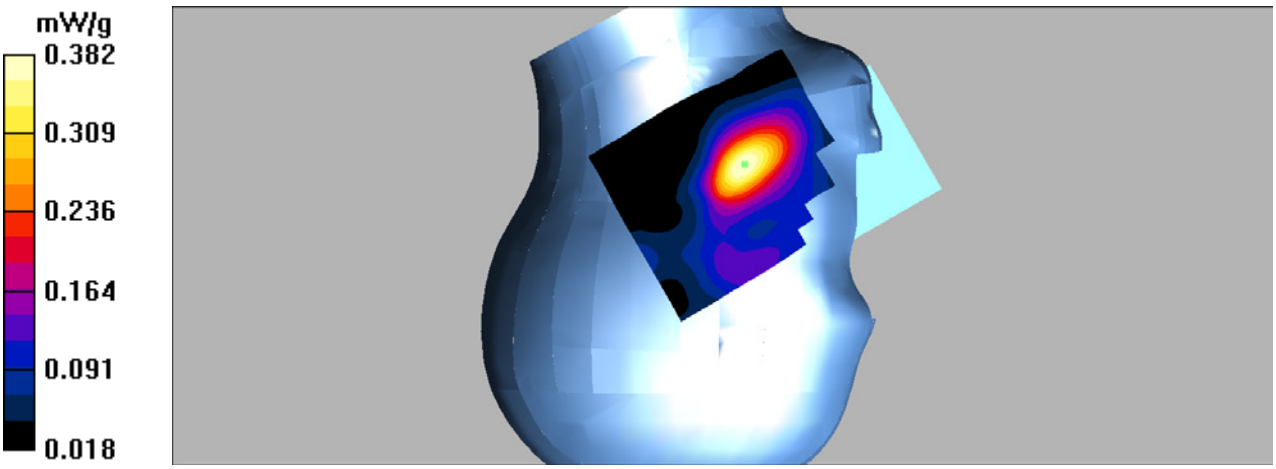

DUT: Smartphone; Model: AM515;

Communication System: 3G Bands; Frequency: 1880 MHz;Duty Cycle: 1:1
Medium parameters used: f = 1880 MHz; σ = 1.41 mho/m; εr = 39.53; ρ = 1000 kg/m^3
Phantom section: Right Section
DASY4 Configuration:
- Probe: EX3DV4 – SN7382; ConvF(8.71, 8.71, 8.71); Calibrated: 26/10/2016
- Sensor-Surface: 4mm (Mechanical Surface Detection)
- Electronics: DAE – SN772; Calibrated: 25/10/2016
- Phantom: TWIN SAM; Type: Twin SAM V5.0; Serial: 1909
- Measurement SW: DASY4, V4.5 Build 19; Postprocessing SW: SEMCAD, V1.8 Build 145

Right Tilt/WCDMA Band 2 Mid/Area Scan (91x111x1): Measurement grid: dx=10mm, dy=10mm
Maximum value of SAR (interpolated) = 0.173 mW/g

Right Tilt/WCDMA Band 2 Mid/Zoom Scan (7x7x7)/Cube 0: Measurement grid: dx=5mm, dy=5mm, dz=5mm
Reference Value = 9.87 V/m; Power Drift = 0.042 dB
Peak SAR (extrapolated) = 0.265 W/kg
SAR(1 g) = 0.161 mW/g; SAR(10 g) = 0.091 mW/g
Maximum value of SAR (measured) = 0.174 mW/g

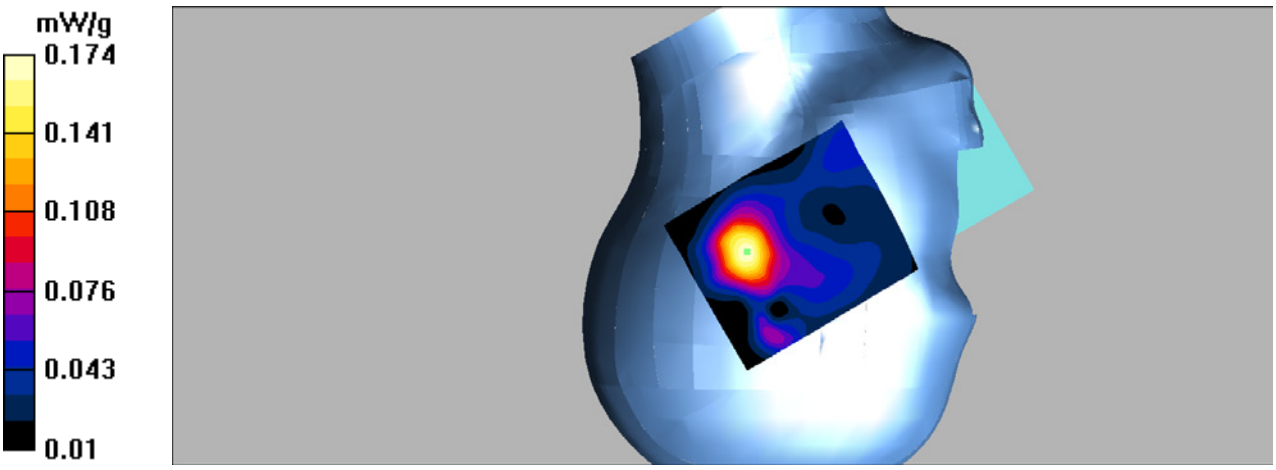

DUT: Smartphone; Model: AM515;

Communication System: 3G Bands; Frequency: 1880 MHz;Duty Cycle: 1:1
Medium parameters used: f = 1880 MHz; σ = 1.41 mho/m; εr = 39.14; ρ = 1000 kg/m^3
Phantom section: Flat Section
DASY4 Configuration:
- Probe: EX3DV4 – SN7382; ConvF(8.71, 8.71, 8.71); Calibrated: 26/10/2016
- Sensor-Surface: 4mm (Mechanical Surface Detection)
- Electronics: DAE – SN772; Calibrated: 25/10/2016
- Phantom: TWIN SAM; Type: Twin SAM V5.0; Serial: 1909
- Measurement SW: DASY4, V4.5 Build 19; Postprocessing SW: SEMCAD, V1.8 Build 145

Head Cheek/WCDMA Band 2 Mid/Area Scan (101x131x1): Measurement grid: dx=10mm, dy=10mm
Maximum value of SAR (interpolated) = 0.226 mW/g

Head Cheek/WCDMA Band 2 Mid/Zoom Scan (7x7x7)/Cube 0: Measurement grid: dx=5mm, dy=5mm, dz=5mm
Reference Value = 11.5 V/m; Power Drift = 0.100 dB
Peak SAR (extrapolated) = 0.351 W/kg
SAR(1 g) = 0.213 mW/g; SAR(10 g) = 0.135 mW/g
Maximum value of SAR (measured) = 0.229 mW/g

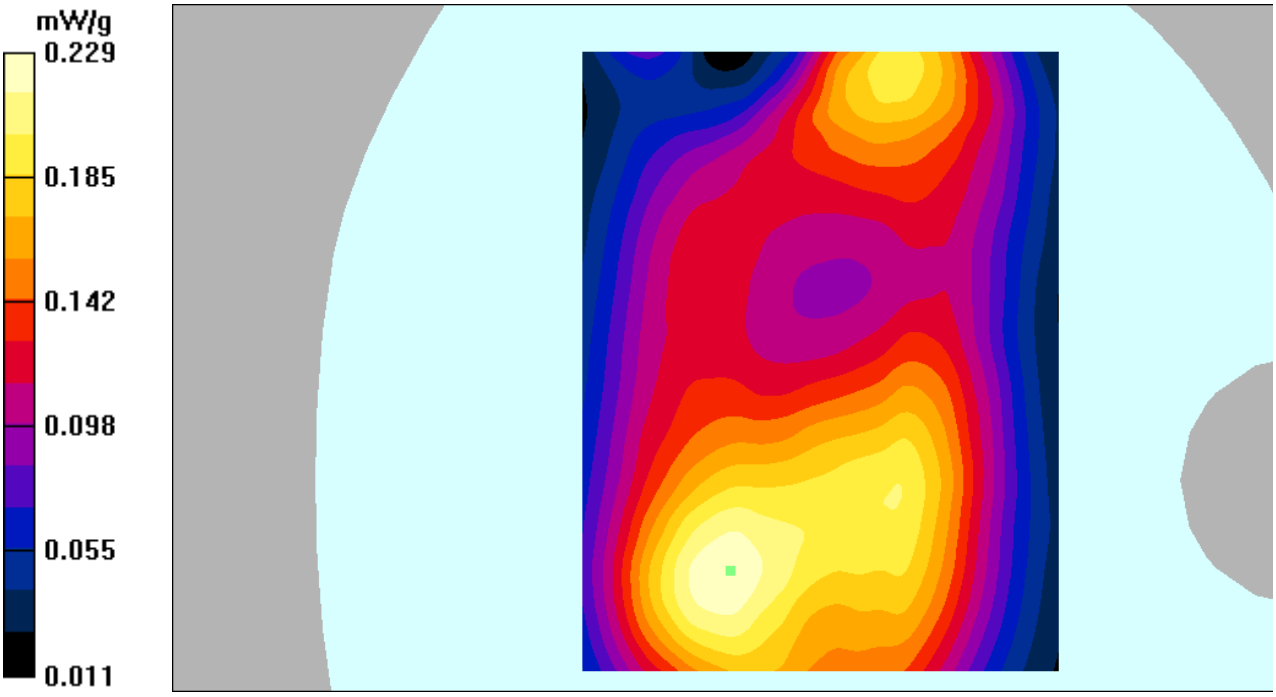

DUT: Smartphone; Model: AM515;

Communication System: 3G Bands; Frequency: 1880 MHz;Duty Cycle: 1:1
Medium parameters used: f = 1880 MHz; σ = 1.50 mho/m; εr = 52.63; ρ = 1000 kg/m^3
Phantom section: Flat Section
DASY4 Configuration:
- Probe: EX3DV4 – SN7382; ConvF(8.31, 8.31, 8.31); Calibrated: 26/10/2016
- Sensor-Surface: 4mm (Mechanical Surface Detection)
- Electronics: DAE – SN772; Calibrated: 25/10/2016
- Phantom: TWIN SAM; Type: Twin SAM V5.0; Serial: 1909
- Measurement SW: DASY4, V4.5 Build 19; Postprocessing SW: SEMCAD, V1.8 Build 145

Hotspot Back/WCDMA Band2 Mid/Area Scan (101x121x1): Measurement grid: dx=10mm, dy=10mm
Maximum value of SAR (interpolated) = 0.456 mW/g

Hotspot Back/WCDMA Band2 Mid/Zoom Scan (7x7x7)/Cube 0: Measurement grid: dx=5mm, dy=5mm, dz=5mm
Reference Value = 13.5 V/m; Power Drift = 0.175 dB
Peak SAR (extrapolated) = 0.715 W/kg
SAR(1 g) = 0.420 mW/g; SAR(10 g) = 0.249 mW/g
Maximum value of SAR (measured) = 0.455 mW/g

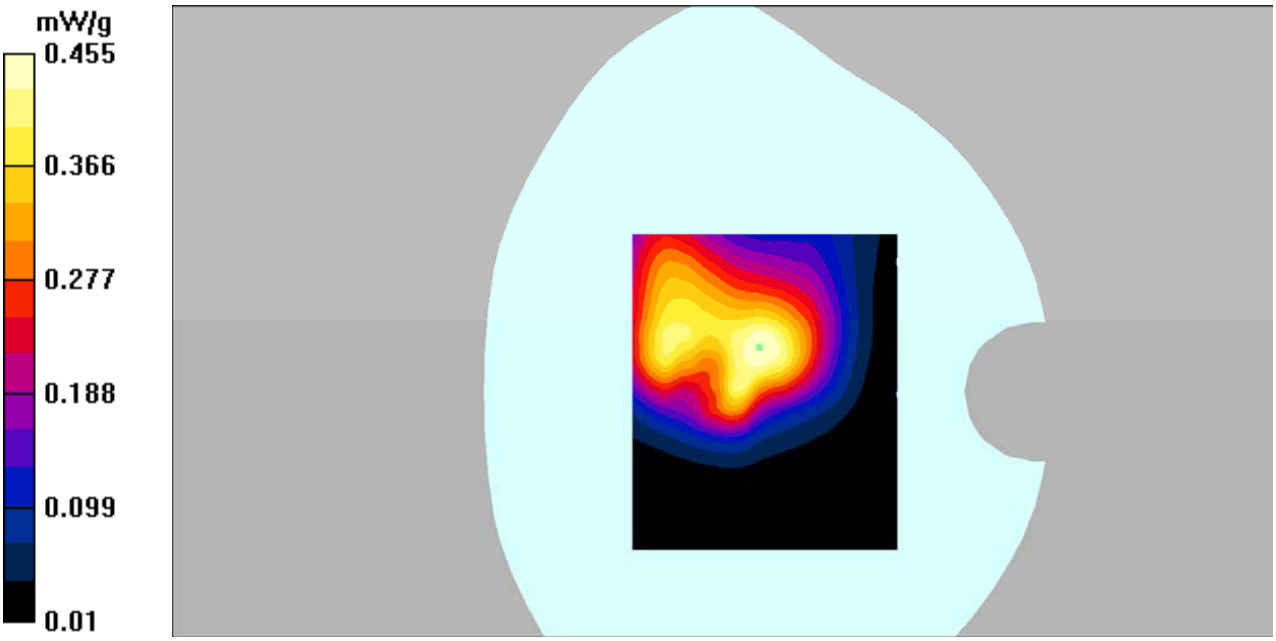

DUT: Smartphone; Model: AM515;

Communication System: 3G Bands; Frequency: 1880 MHz;Duty Cycle: 1:1
Medium parameters used: f = 1880 MHz; σ = 1.50 mho/m; εr = 52.63; ρ = 1000 kg/m^3
Phantom section: Flat Section
DASY4 Configuration:
- Probe: EX3DV4 – SN7382; ConvF(8.31, 8.31, 8.31); Calibrated: 26/10/2016
- Sensor-Surface: 4mm (Mechanical Surface Detection)
- Electronics: DAE – SN772; Calibrated: 25/10/2016
- Phantom: TWIN SAM; Type: Twin SAM V5.0; Serial: 1909
- Measurement SW: DASY4, V4.5 Build 19; Postprocessing SW: SEMCAD, V1.8 Build 145

Hotspot Left/WCDMA Band2 Mid/Area Scan (81x131x1): Measurement grid: dx=10mm, dy=10mm
Maximum value of SAR (interpolated) = 0.091 mW/g

Hotspot Left/WCDMA Band2 Mid/Zoom Scan (7x7x7)/Cube 0: Measurement grid: dx=5mm, dy=5mm, dz=5mm
Reference Value = 6.97 V/m; Power Drift = 0.114 dB
Peak SAR (extrapolated) = 0.140 W/kg
SAR(1 g) = 0.084 mW/g; SAR(10 g) = 0.054 mW/g
Maximum value of SAR (measured) = 0.091 mW/g

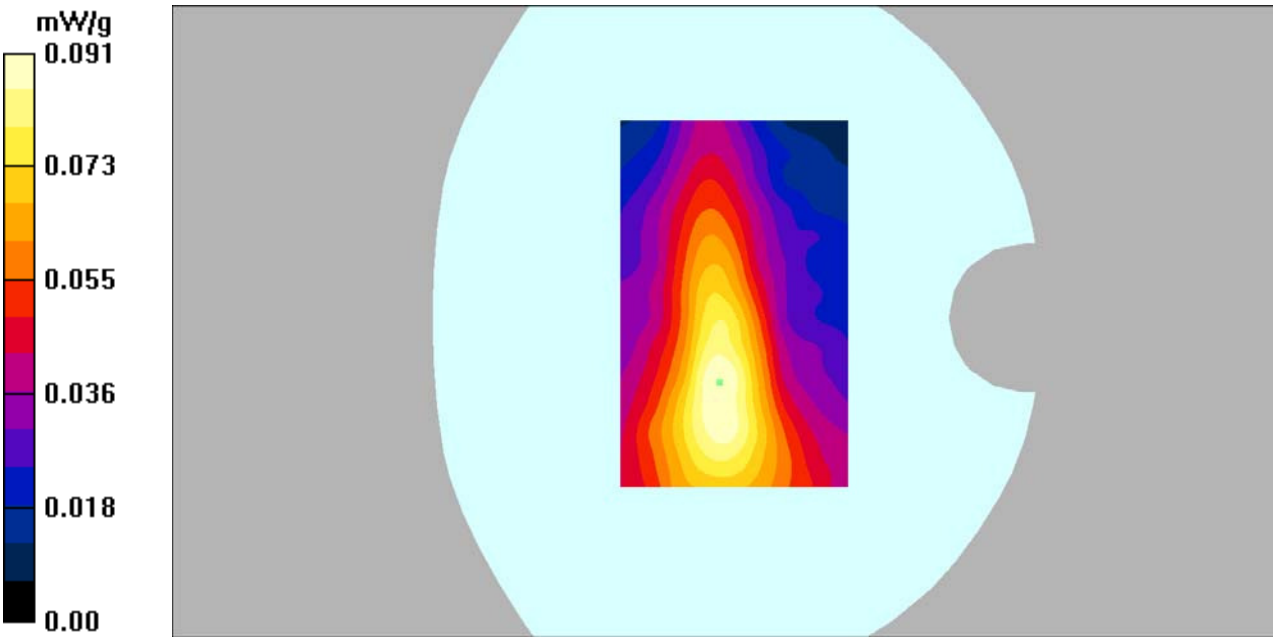

DUT: Smartphone; Model: AM515;

Communication System: 3G Bands; Frequency: 1880 MHz;Duty Cycle: 1:1
Medium parameters used: f = 1880 MHz; σ = 1.50 mho/m; εr = 52.63; ρ = 1000 kg/m^3
Phantom section: Flat Section
DASY4 Configuration:
- Probe: EX3DV4 – SN7382; ConvF(8.31, 8.31, 8.31); Calibrated: 26/10/2016
- Sensor-Surface: 4mm (Mechanical Surface Detection)
- Electronics: DAE – SN772; Calibrated: 25/10/2016
- Phantom: TWIN SAM; Type: Twin SAM V5.0; Serial: 1909
- Measurement SW: DASY4, V4.5 Build 19; Postprocessing SW: SEMCAD, V1.8 Build 145

Hotspot Right/WCDMA Band 2 Mid/Area Scan (81x131x1): Measurement grid: dx=10mm, dy=10mm
Maximum value of SAR (interpolated) = 0.215 mW/g

Hotspot Right/WCDMA Band 2 Mid/Zoom Scan (7x7x7)/Cube 0: Measurement grid: dx=5mm, dy=5mm, dz=5mm
Reference Value = 10.1 V/m; Power Drift = 0.010 dB
Peak SAR (extrapolated) = 0.345 W/kg
SAR(1 g) = 0.198 mW/g; SAR(10 g) = 0.117 mW/g
Maximum value of SAR (measured) = 0.216 mW/g

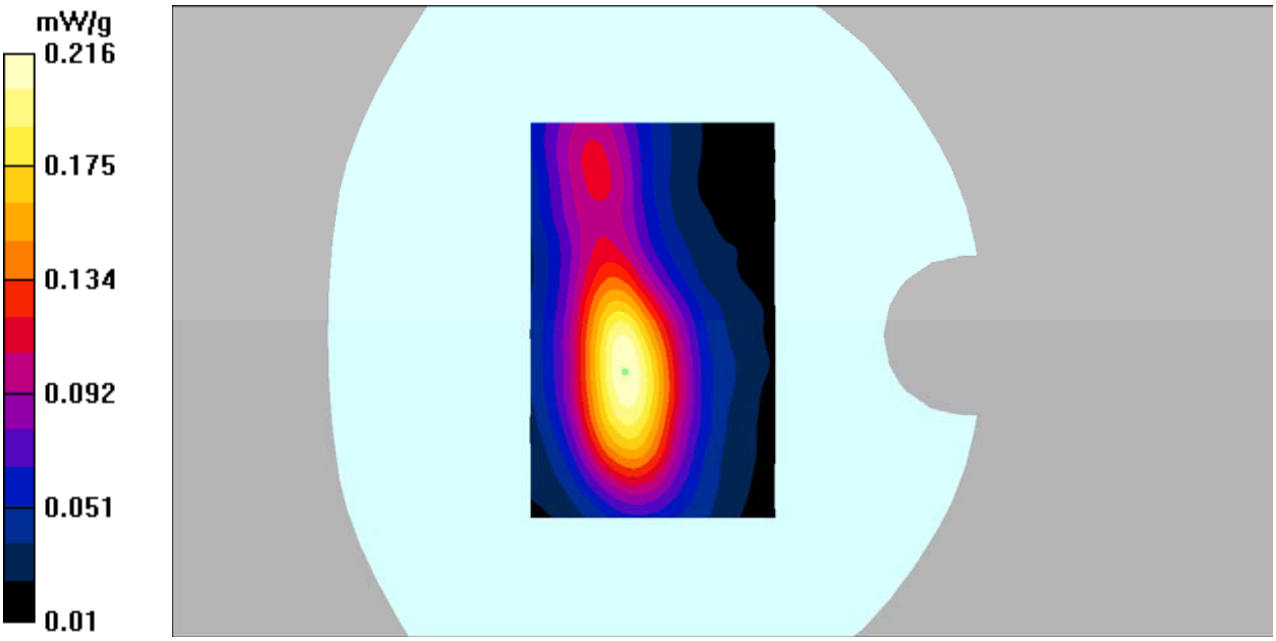

DUT: Smartphone; Model: AM515;

Communication System: 3G Bands; Frequency: 1880 MHz;Duty Cycle: 1:1
Medium parameters used: f = 1880 MHz; σ = 1.50 mho/m; εr = 52.63; ρ = 1000 kg/m^3
Phantom section: Flat Section
DASY4 Configuration:
- Probe: EX3DV4 – SN7382; ConvF(8.31, 8.31, 8.31); Calibrated: 26/10/2016
- Sensor-Surface: 4mm (Mechanical Surface Detection)
- Electronics: DAE – SN772; Calibrated: 25/10/2016
- Phantom: TWIN SAM; Type: Twin SAM V5.0; Serial: 1909
- Measurement SW: DASY4, V4.5 Build 19; Postprocessing SW: SEMCAD, V1.8 Build 145

Hotspot Bottom/WCDMA Band 2 Mid/Area Scan (81x131x1): Measurement grid: dx=10mm, dy=10mm
Maximum value of SAR (interpolated) = 0.307 mW/g
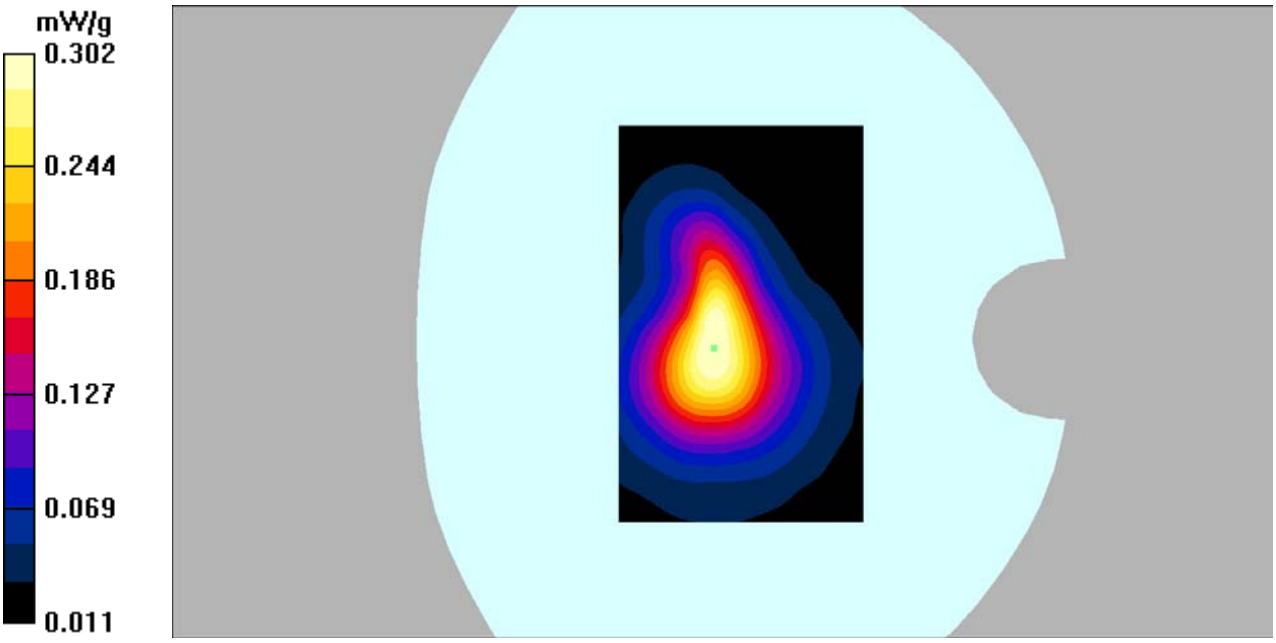
Hotspot Bottom/WCDMA Band 2 Mid/Zoom Scan (7x7x7)/Cube 0: Measurement grid: dx=5mm, dy=5mm, dz=5mm
Reference Value = 12.9 V/m; Power Drift = -0.016 dB
Peak SAR (extrapolated) = 0.467 W/kg
SAR(1 g) = 0.278 mW/g; SAR(10 g) = 0.164 mW/g
Maximum value of SAR (measured) = 0.302 mW/g