Internal Photos
900-130 - NET2 Paxlock (Eclipse Handle)

Date: 20-Feb-18

Product:	NET2 Paxlock (Eclipse Handle)
Part No.	900-130
FCC ID:	USE900120
IC ID:	10217A-900120

INSECURE SIDE

Figure 1 – Front view



Figure 2 – Bottom view of front of unit

Figure 3 – Inside housing view

Figure 4 – Front view of Radio Module removed from main housing

Figure 5 – Rear view of Radio Module removed from main housing



Figure 6 – Under side view of Radio Module removed from main housing



Figure 7 – Front view of Radio Module removed from main housing with cover removed



Figure 8 – Front close up view of Radio Module removed from main housing with cover removed



Figure 9 – Rear view of Radio Module removed from main housing



Figure 10 – Close up view of rear of Radio Module removed from main housing



Figure 11 – Underside view of flexible PCB of Radio Module removed from main housing



Figure 12 – Side view of flexible PCB of Radio Module removed from main housing



Figure 13 –Rear view of Radio Module cover removed from main housing and PCB

Figure 14 –Front view of Radio Module cover removed from main housing and PCB



Figure 15 –Front view of Radio Module and flexible PCB with radio coil



Figure 16 –Side view of Radio Module and flexible PCB with radio coil



Figure 17 –Side view of Radio Module and flexible PCB with radio coil



Figure 18 –Close up view of Radio Module and flexible PCB with radio coil



Figure 19 –Close up view of Radio Module and flexible PCB with Plastic housing



Figure 20 –Radio Module and Coil



Figure 21 –End of Flexible PCB



Figure 21 –Front view of Radio Module main PCB

Figure 22 –Rear view of Radio Module coil housing opened out from main PCB

SECURE SIDE



Figure 3 – Inside housing view

Figure 4 – Front view with Battery compartment and PCB

Figure 5 – Front view battery cover removed