Date: 11 January 2022

External Photos
900-620 - Paxton - PaxLock Pro - Latch (Galaxy Handle)

Product: Paxton - PaxLock Pro - Latch Galaxy
Part No. 900-620
FCC ID: USE900640
IC ID: 10217A-900640

INSECURE SIDE

Figure 1 – Front view



Figure 2 – Bottom view

Figure 3 – Right Side view

Figure 4 – Left Side view

Figure 5 – Underside view

Figure 6 – Top view

SECURE SIDE

Figure 6 – Front view

Figure 7 – Bottom view

Figure 8 – Right Side view

Figure 9 – Left Side view

Figure 10 – Underside view

Figure 6 – Top view

External Photos
900-630 - Paxton - PaxLock Pro - Latch (Eclipse Handle)

Product: Paxton - PaxLock Pro - Latch (Eclipse Handle)
Part No. 900-630
FCC ID: USE900640
IC ID: 10217A-900640

INSECURE SIDE

Figure 1 – Front view

Figure 2 – Bottom view

Figure 3 – Right Side view

Figure 4 – Left Side view



Figure 5 – Underside view

Figure 6 – Top view

SECURE SIDE

Figure 6 – Front view



Figure 7 – Bottom view



Figure 8 – Right Side view

Figure 9 – Left Side view

Figure 10 – Underside view

Figure 6 – Top view

External Photos
900-640 - Paxton - Paxlock ANSI (Galaxy Handle)

Product: Paxton - PaxLock Pro - Mortise (Galaxy Handle)
Part No. 900-640
FCC ID: USE900640
IC ID: 10217A-900640

INSECURE SIDE

Figure 1 – Front view



Figure 2 – Bottom view

Figure 3 – Right Side view



Figure 4 – Left Side view



Figure 5 – Underside view

Figure 6 – Top view

SECURE SIDE

Figure 6 – Front view

Figure 7 – Bottom view

Figure 8 – Right Side view

Figure 9 – Left Side view

Figure 10 – Underside view

Figure 6 – Top view

External Photos
900-650 - Paxton10 Paxlock Pro - Mortise (Eclipse Handle)

Product: Paxton - Paxlock Pro - Mortise (Eclipse Handle)
Part No. 900-650
FCC ID: USE900640
IC ID: 10217A-900640

INSECURE SIDE

Figure 1 – Front view

Figure 2 – Bottom view

Figure 3 – Right Side view



Figure 4 – Left Side view



Figure 5 – Underside view

Figure 6 – Top view

SECURE SIDE

Figure 6 – Front view

Figure 7 – Bottom view

Figure 8 – Right Side view

Figure 9 – Left Side view

Figure 10 – Underside view

Figure 6 – Top view