External Photos
900-620 - Paxton 10 PaxLock Pro - Latch (Galaxy Handle)

Date: 6-Jan-20

Product:	Paxton 10 PaxLock Pro - Latch Galaxy
Part No.	900-620
FCC ID:	USE900650
IC ID:	10217A-900650

INSECURE SIDE

Figure 1 – Front view



Figure 2 – Bottom view

Figure 3 – Right Side view

Figure 4 – Left Side view

Figure 5 – Underside view

Figure 6 – Top view

SECURE SIDE

Figure 6 – Front view

Figure 7 – Bottom view

Figure 8 – Right Side view

Figure 9 – Left Side view

Figure 10 – Underside view

Figure 6 – Top view

External Photos
900-630 - Paxton 10 PaxLock Pro - Latch (Eclipse Handle)

Date: 6-Jan-20

Product:	Paxton 10 PaxLock Pro - Latch (Eclipse Handle)
Part No.	900-130
FCC ID:	USE900650
IC ID:	10217A-900650

INSECURE SIDE

Figure 1 – Front view

Figure 2 – Bottom view

Figure 3 – Right Side view

Figure 4 – Left Side view



Figure 5 – Underside view

Figure 6 – Top view

SECURE SIDE

Figure 6 – Front view



Figure 7 – Bottom view



Figure 8 – Right Side view

Figure 9 – Left Side view

Figure 10 – Underside view

Figure 6 – Top view

External Photos
900-640 - Paxton 10 Paxlock ANSI (Galaxy Handle)

Date: 6-Jan-20

Product:	Paxton 10 PaxLock Pro - Mortise (Galaxy Handle)
Part No.	900-640
FCC ID:	USE900650
IC ID:	10217A-900650

INSECURE SIDE

Figure 1 – Front view



Figure 2 – Bottom view

Figure 3 – Right Side view



Figure 4 – Left Side view



Figure 5 – Underside view

Figure 6 – Top view

SECURE SIDE

Figure 6 – Front view

Figure 7 – Bottom view

Figure 8 – Right Side view

Figure 9 – Left Side view

Figure 10 – Underside view

Figure 6 – Top view

External Photos
900-150 - Paxton10 Paxlock Pro - Mortise (Eclipse Handle)

Date: 6-Jan-20

Product:	Net2 Paxton10 Paxlock Pro - Mortise (Eclipse Handle)
Part No.	900-650
FCC ID:	USE900650
IC ID:	10217A-900650

INSECURE SIDE

Figure 1 – Front view

Figure 2 – Bottom view

Figure 3 – Right Side view



Figure 4 – Left Side view



Figure 5 – Underside view

Figure 6 – Top view

SECURE SIDE

Figure 6 – Front view

Figure 7 – Bottom view

Figure 8 – Right Side view

Figure 9 – Left Side view

Figure 10 – Underside view

Figure 6 – Top view