802.11g MIDDLE CHANNEL, SPURIOUS
30 MHz ~ 3 GHz

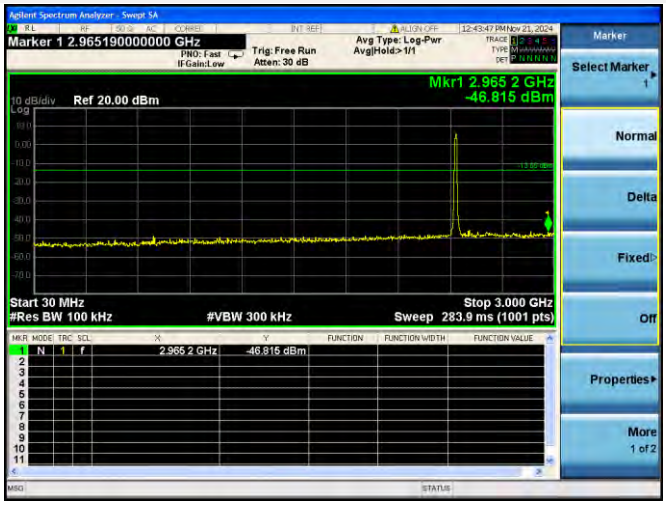

802.11g MIDDLE CHANNEL, SPURIOUS
2 GHz ~ 25 GHz

802.11g HIGH CHANNEL CARRIER LEVEL

802.11g HIGH CHANNEL, SPURIOUS
30 MHz ~ 3 GHz

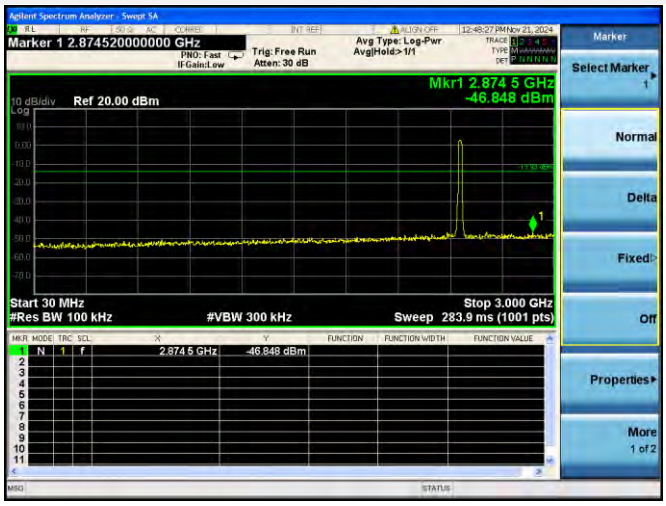

802.11g HIGH CHANNEL, SPURIOUS
2 GHz ~ 25 GHz

802.11n-20 MHz LOW CHANNEL CARRIER LEVEL

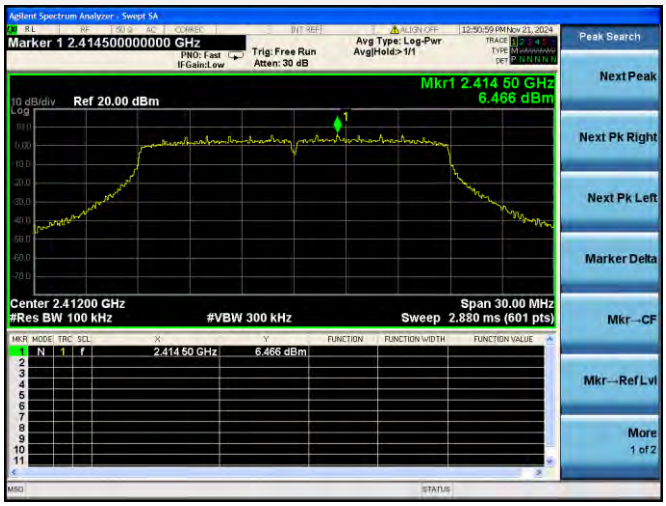

802.11n-20 MHz LOW CHANNEL, SPURIOUS
30 MHz ~ 3 GHz

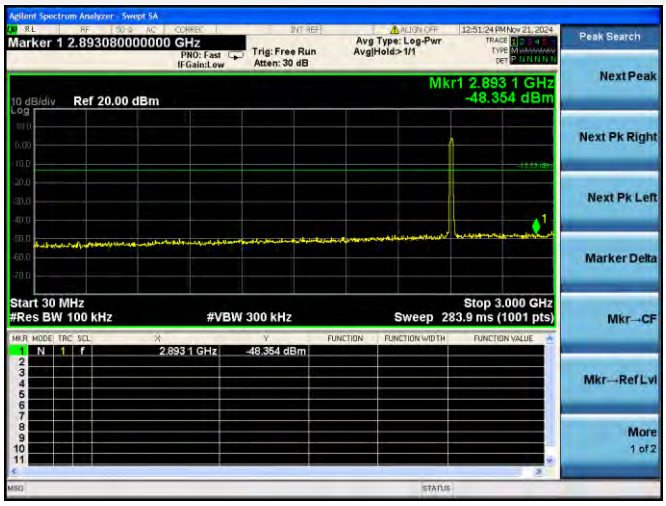

802.11n-20 MHz LOW CHANNEL, SPURIOUS
2 GHz ~ 25 GHz

802.11n-20 MHz MIDDLE CHANNEL CARRIER LEVEL

802.11n-20 MHz MIDDLE CHANNEL, SPURIOUS 30 MHz ~ 3 GHz

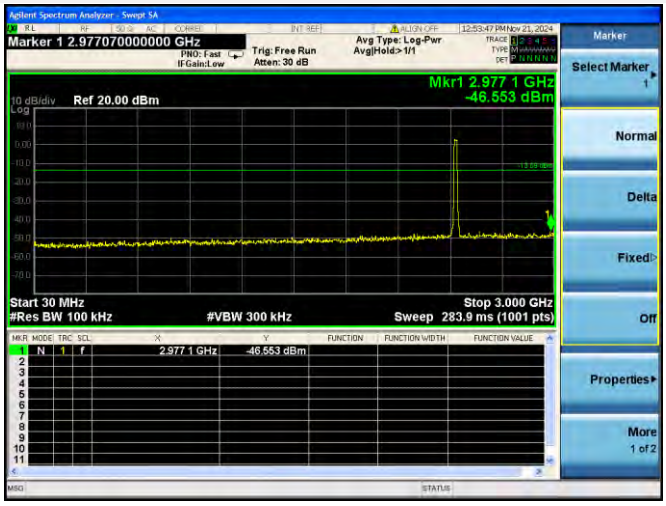

802.11n-20 MHz MIDDLE CHANNEL, SPURIOUS 2 GHz ~ 25 GHz

802.11n-20 MHz HIGH CHANNEL CARRIER LEVEL

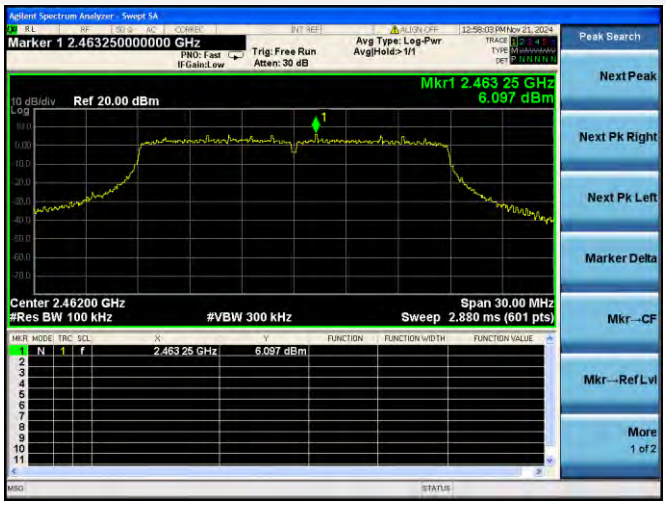

802.11n-20 MHz HIGH CHANNEL, SPURIOUS 30 MHz ~ 3 GHz

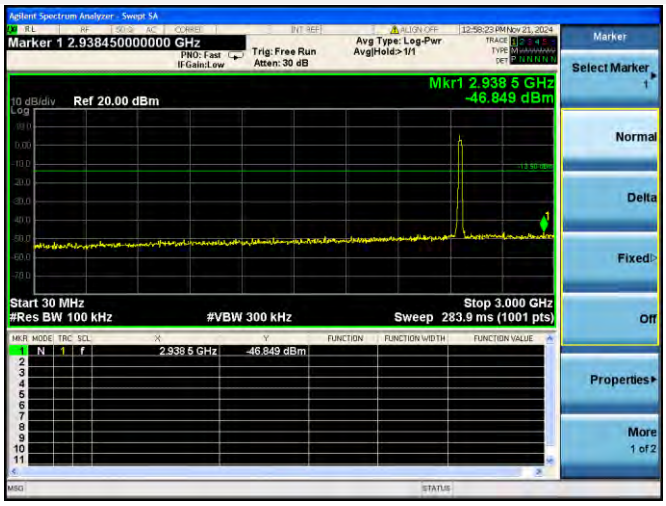

802.11n-20 MHz HIGH CHANNEL, SPURIOUS 2 GHz ~ 25 GHz

802.11n-40 MHz LOW CHANNEL CARRIER LEVEL

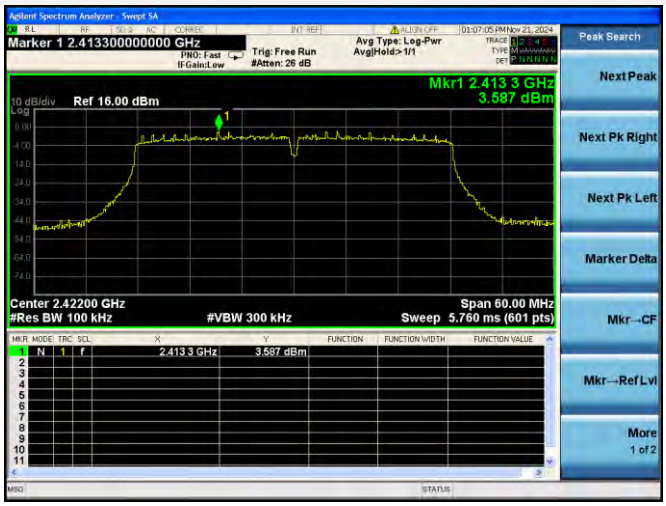

802.11n-40 MHz LOW CHANNEL, SPURIOUS
30 MHz ~ 3 GHz

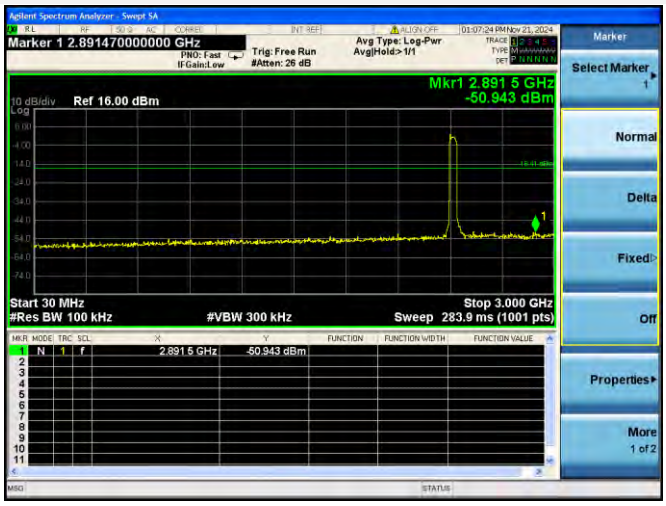

802.11n-40 MHz LOW CHANNEL, SPURIOUS
2 GHz ~ 25 GHz

802.11n-40 MHz MIDDLE CHANNEL CARRIER LEVEL

802.11n-40 MHz MIDDLE CHANNEL, SPURIOUS 30 MHz ~ 3 GHz

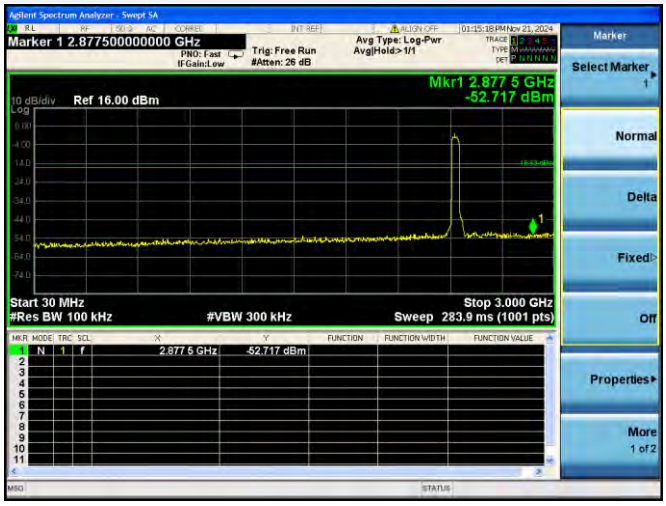

802.11n-40 MHz MIDDLE CHANNEL, SPURIOUS 2 GHz ~ 25 GHz

802.11n-40 MHz HIGH CHANNEL CARRIER LEVEL

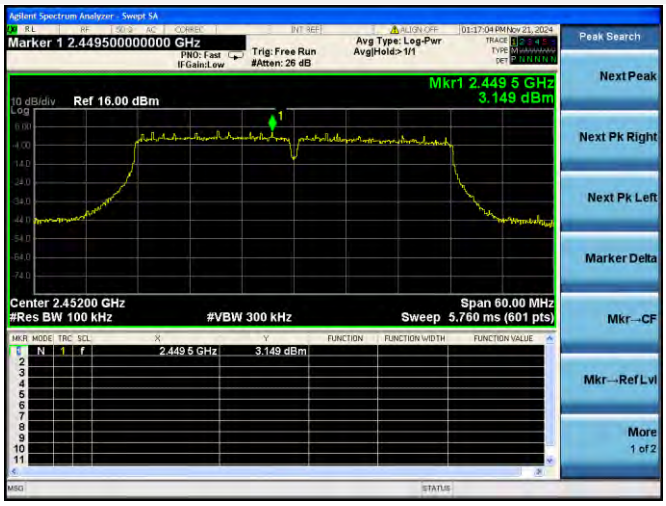

802.11n-40 MHz HIGH CHANNEL, SPURIOUS 30 MHz ~ 3 GHz

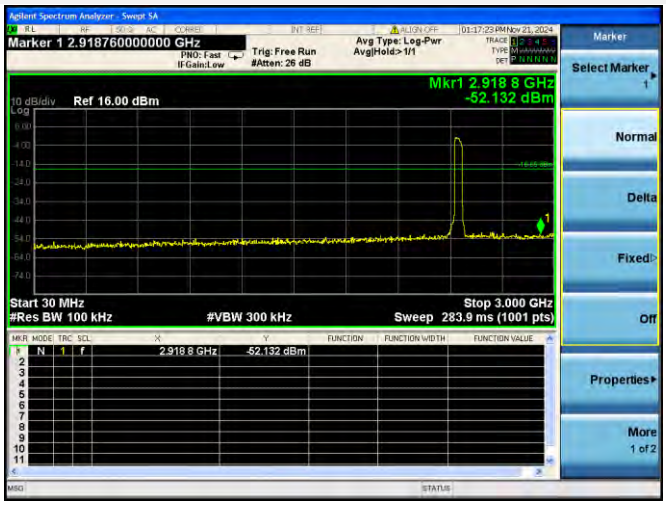

802.11n-40 MHz HIGH CHANNEL, SPURIOUS 2 GHz ~ 25 GHz

802.11ax-20 MHz(SU) LOW CHANNEL CARRIER LEVEL

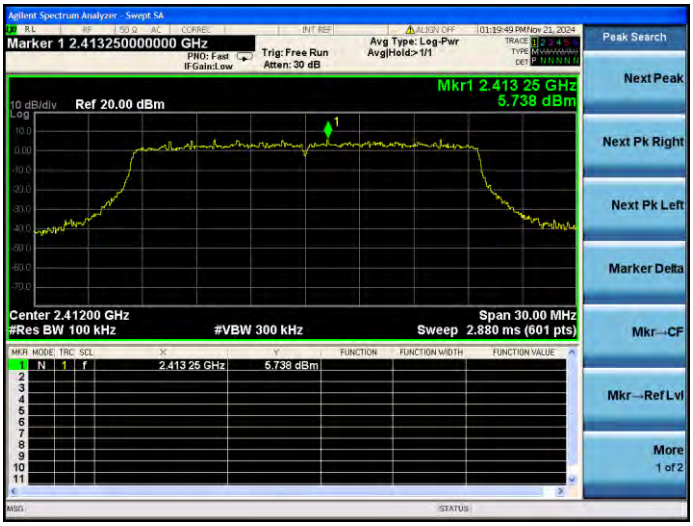

802.11ax-20 MHz(SU) LOW CHANNEL, SPURIOUS 30 MHz ~ 3 GHz

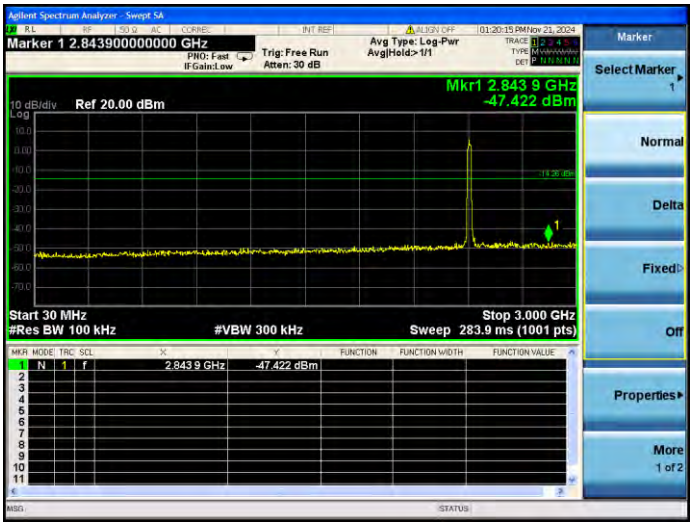

802.11ax-20 MHz(SU) LOW CHANNEL, SPURIOUS 2 GHz ~ 25 GHz

802.11ax-20 MHz(SU) MIDDLE CHANNEL CARRIER LEVEL

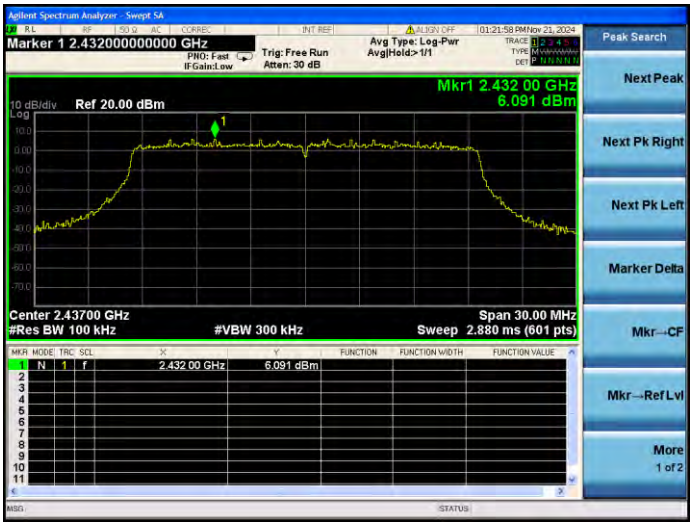

802.11ax-20 MHz(SU) MIDDLE CHANNEL, SPURIOUS 30 MHz ~ 3 GHz

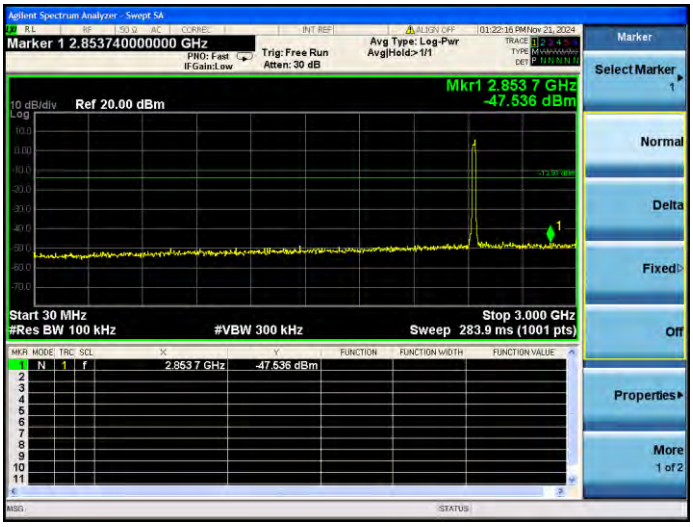

802.11ax-20 MHz(SU) MIDDLE CHANNEL, SPURIOUS 2 GHz ~ 25 GHz

802.11ax-20 MHz(SU) HIGH CHANNEL CARRIER LEVEL

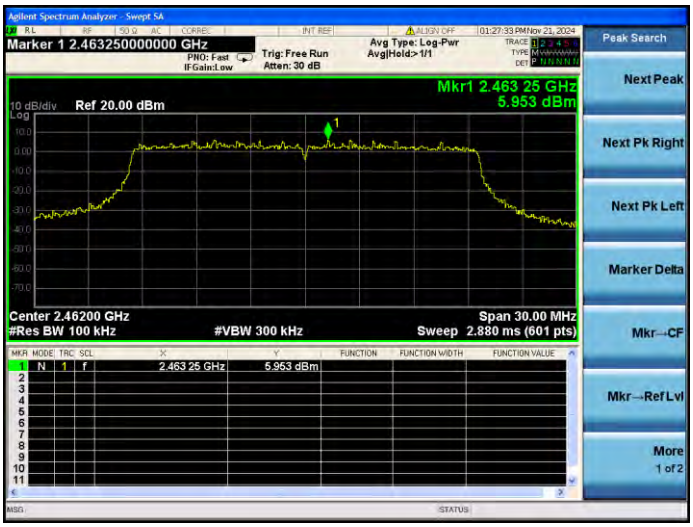

802.11ax-20 MHz(SU) HIGH CHANNEL, SPURIOUS 30 MHz ~ 3 GHz

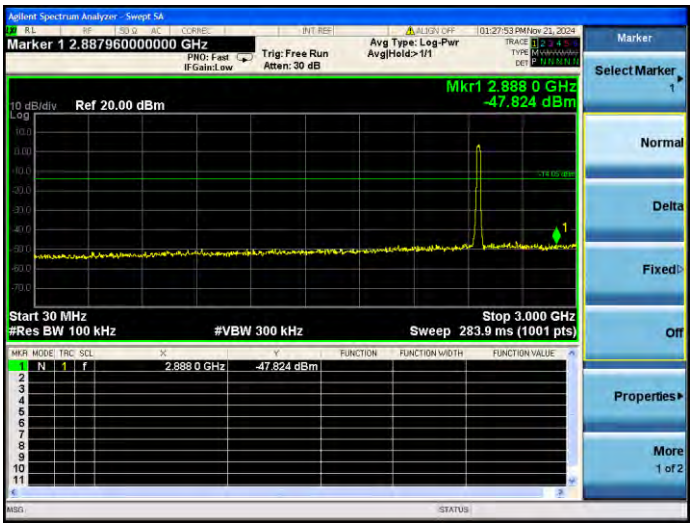

802.11ax-20 MHz(SU) HIGH CHANNEL, SPURIOUS 2 GHz ~ 25 GHz

802.11ax-40 MHz(SU) LOW CHANNEL CARRIER LEVEL

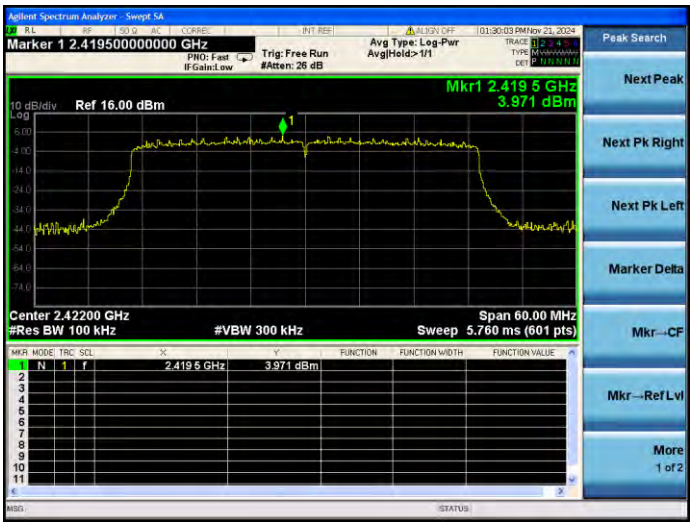

802.11ax-40 MHz(SU) LOW CHANNEL, SPURIOUS 30 MHz ~ 3 GHz

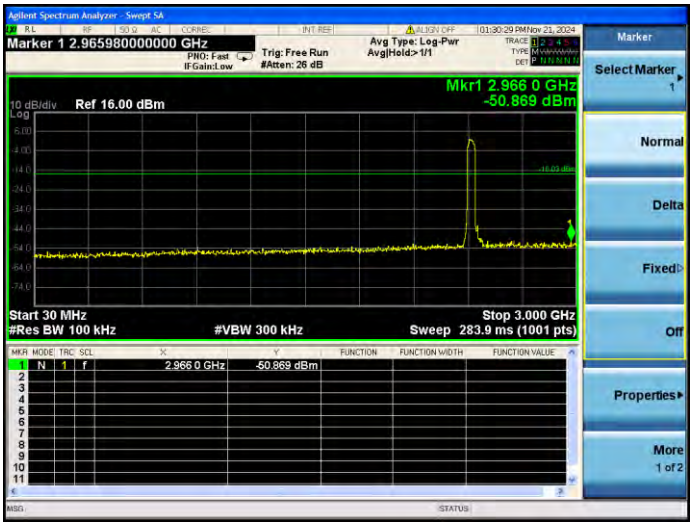

802.11ax-40 MHz(SU) LOW CHANNEL, SPURIOUS 2 GHz ~ 25 GHz

802.11ax-40 MHz(SU) MIDDLE CHANNEL CARRIER LEVEL

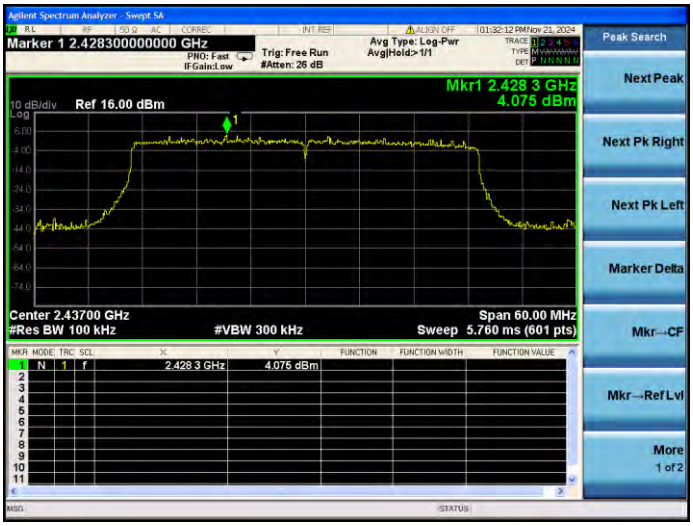

802.11ax-40 MHz(SU) MIDDLE CHANNEL, SPURIOUS 30 MHz ~ 3 GHz

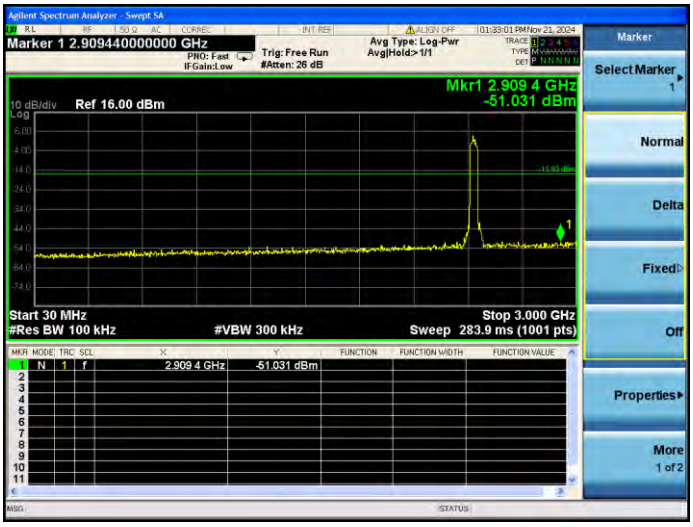

802.11ax-40 MHz(SU) MIDDLE CHANNEL, SPURIOUS 2 GHz ~ 25 GHz

802.11ax-40 MHz(SU) HIGH CHANNEL CARRIER LEVEL

802.11ax-40 MHz(SU) HIGH CHANNEL, SPURIOUS 30 MHz ~ 3 GHz

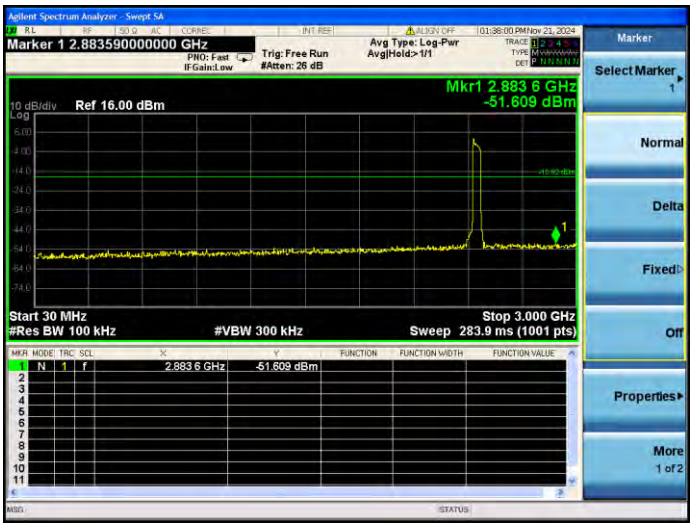

802.11ax-40 MHz(SU) HIGH CHANNEL, SPURIOUS 2 GHz ~ 25 GHz

A.4 Band Edge (Authorized-band band-edge)

Note [1]: The 99% OBW of the fundamental emission is without 2 MHz of the authorized band.
Note [2]: All the configurations were pre tested, only the worst configuration has been reported in this report.
Note [3]: All antenna were pre tested, but only the worst case has been reported in this report.

SISO-Antenna 8

Test Data

802.11b Mode：

Channel	Measured Max. Band Edge Emission (dBm)	Limit (dBm)		Verdict
		Carrier Level	Calculated 20 dBc Limit	
Low Channel	-44.42	9.40	-10.60	Pass
High Channel	-48.31	9.61	-10.39	Pass

802.11g Mode：

Channel	Measured Max. Band Edge Emission (dBm)	Limit (dBm)		Verdict
		Carrier Level	Calculated 20 dBc Limit	
Low Channel	-35.27	6.60	-13.40	Pass
High Channel	-46.37	6.07	-13.93	Pass

802.11n-20 MHz Mode:

Channel	Measured Max. Band Edge Emission (dBm)	Limit (dBm)		Verdict
		Carrier Level	Calculated 20 dBc Limit	
Low Channel	-35.02	6.47	-13.53	Pass
High Channel	-46.41	6.10	-13.90	Pass

802.11n-40 MHz Mode:

Channel	Measured Max. Band Edge Emission (dBm)	Limit (dBm)		Verdict
		Carrier Level	Calculated 20 dBc Limit	
Low Channel	-39.57	3.59	-16.41	Pass
High Channel	-47.80	3.15	-16.85	Pass

802.11ax-20 MHz(SU) Mode:

Channel	Measured Max. Band Edge Emission (dBm)	Limit (dBm)		Verdict
		Carrier Level	Calculated 20 dBc Limit	
Low Channel	-34.61	5.74	-14.26	Pass
High Channel	-44.17	5.95	-14.05	Pass

802.11ax-40 MHz(SU) Mode:

Channel	Measured Max. Band Edge Emission (dBm)	Limit (dBm)		Verdict
		Carrier Level	Calculated 20 dBc Limit	
Low Channel	-38.68	3.97	-16.03	Pass
High Channel	-44.27	3.08	-16.92	Pass

Test Plots

802.11b LOW CHANNEL, CARRIER LEVEL

802.11b LOW CHANNEL, BAND EDGE

802.11b HIGH CHANNEL, CARRIER LEVEL

802.11b HIGH CHANNEL, BAND EDGE

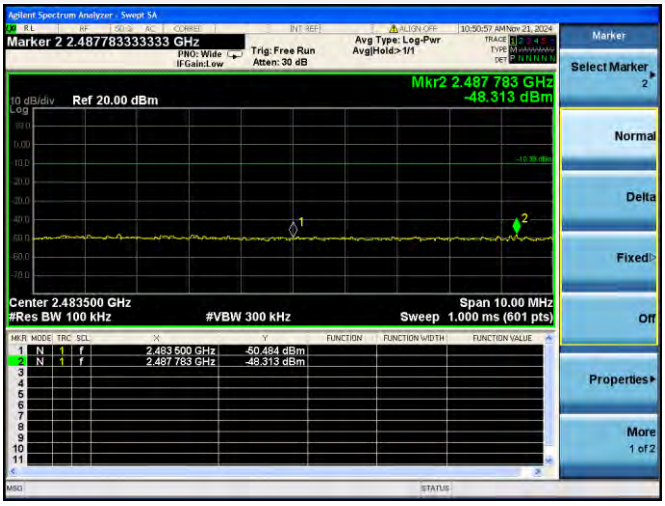

802.11g LOW CHANNEL, CARRIER LEVEL

802.11g LOW CHANNEL, BAND EDGE

802.11g HIGH CHANNEL, CARRIER LEVEL

802.11g HIGH CHANNEL, BAND EDGE

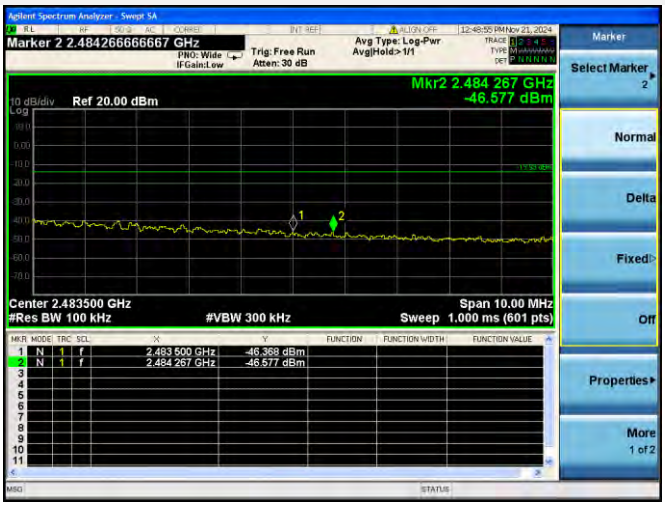

802.11n-20 MHz LOW CHANNEL, CARRIER LEVEL

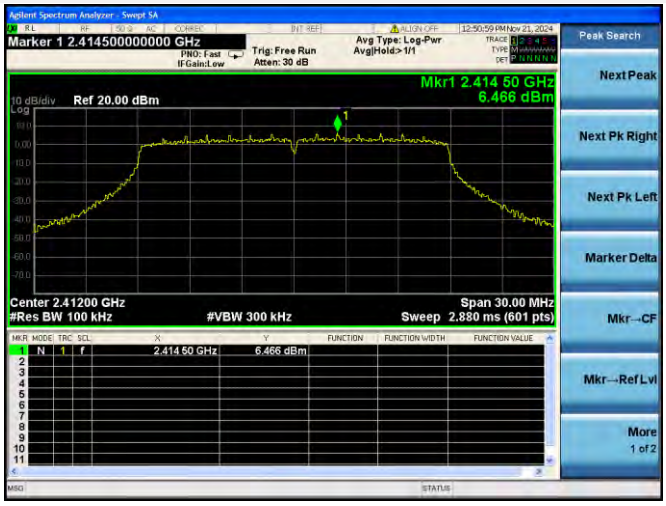

802.11n-20 MHz LOW CHANNEL, BAND EDGE

802.11n-20 MHz HIGH CHANNEL, CARRIER LEVEL

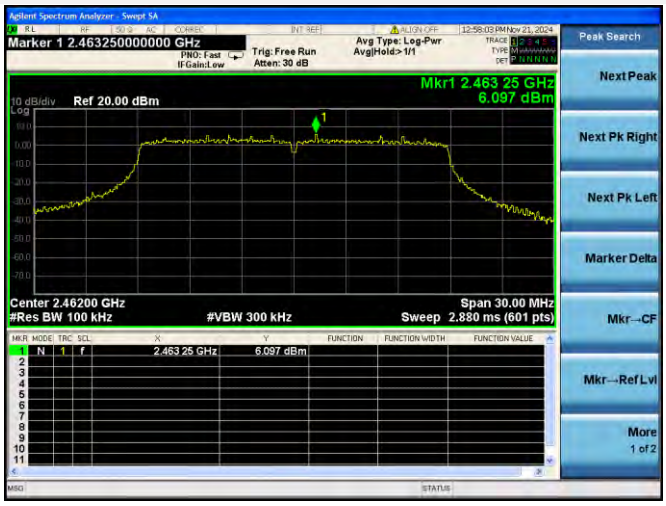

802.11n-20 MHz HIGH CHANNEL, BAND EDGE

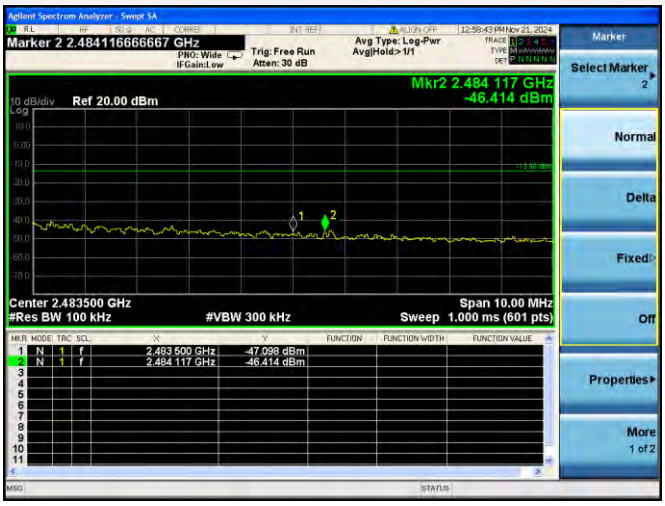

802.11n-40 MHz LOW CHANNEL, CARRIER LEVEL

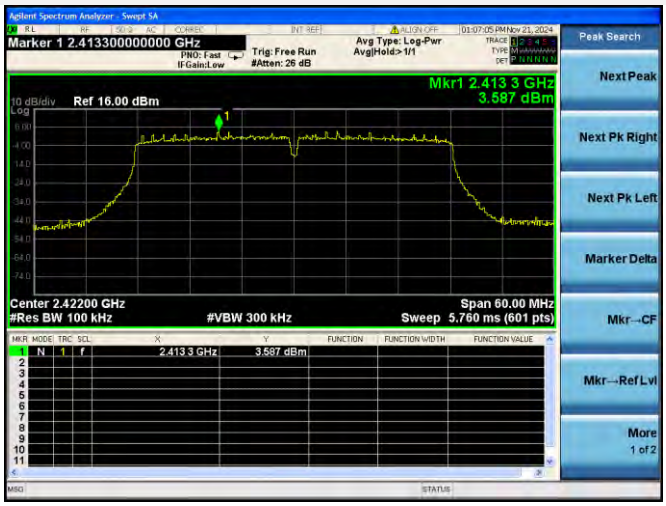

802.11n-40 MHz LOW CHANNEL, BAND EDGE

802.11n-40 MHz HIGH CHANNEL, CARRIER LEVEL

802.11n-40 MHz HIGH CHANNEL, BAND EDGE

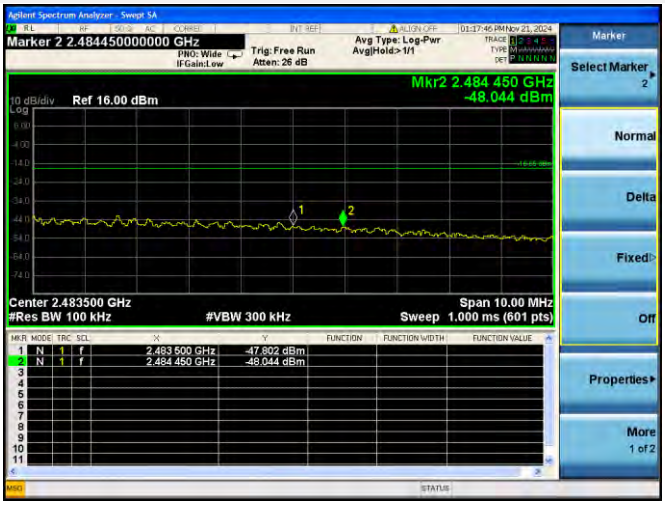

802.11ax-20 MHz(SU) LOW CHANNEL, CARRIER LEVEL

802.11ax-20 MHz(SU) LOW CHANNEL, BAND EDGE

802.11ax-20 MHz(SU) HIGH CHANNEL, CARRIER LEVEL

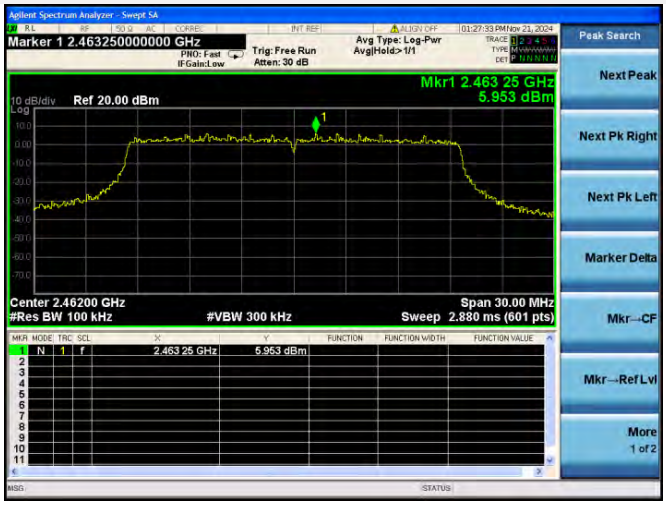

802.11ax-20 MHz(SU) HIGH CHANNEL, BAND EDGE

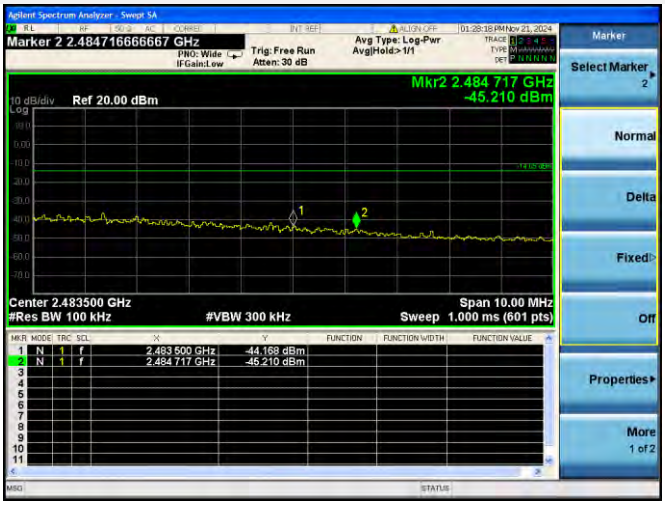

802.11ax-40 MHz(SU) LOW CHANNEL, CARRIER LEVEL

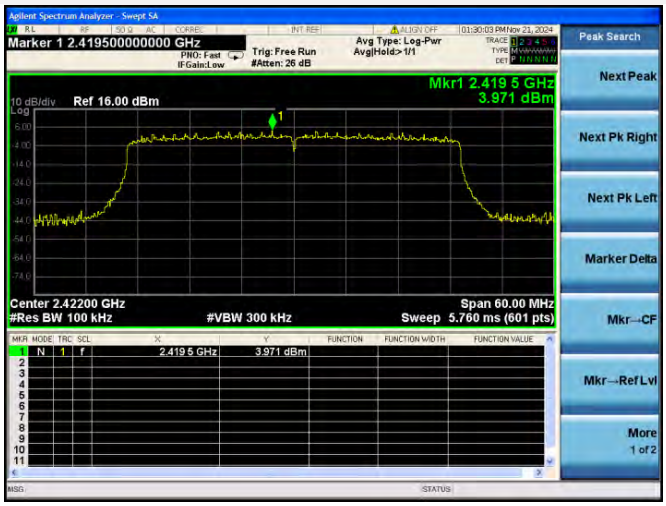

802.11ax-40 MHz(SU) LOW CHANNEL, BAND EDGE

802.11ax-40 MHz(SU) HIGH CHANNEL, CARRIER LEVEL

802.11ax-40 MHz(SU) HIGH CHANNEL, BAND EDGE

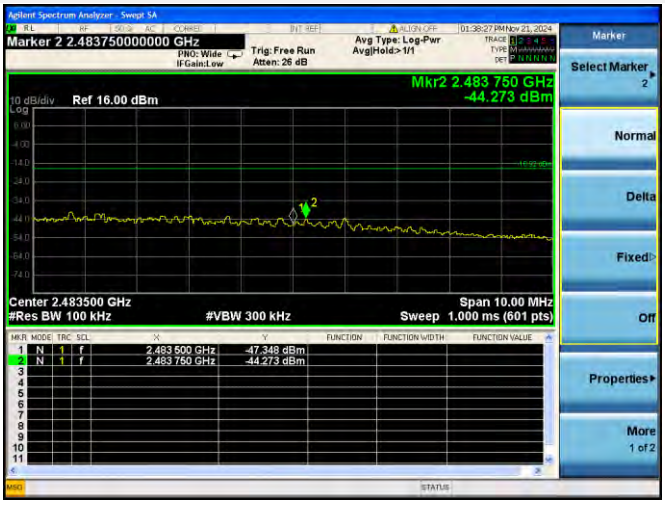

A.5 Conducted Emissions

Note [1]: The EUT is working in the Normal link mode. All modes have been tested and normal link mode is worst.

Note [2]: Devices subject to Part 15 must be tested for all available U.S. voltages and frequencies (such as a nominal 120 VAC, 60 Hz and 240 VAC, 50 Hz) for which the device is capable of operation. So, The configuration 120 VAC, 60 Hz and 240 VAC, 50 Hz were tested respectively, but only the worst configuration (120 VAC, 60 Hz) shown here.

Note [3]: Results (dBuV) = Original reading level of Spectrum Analyzer (dBuV) + Factor (dB)

Test Data and Plots

PHASE L

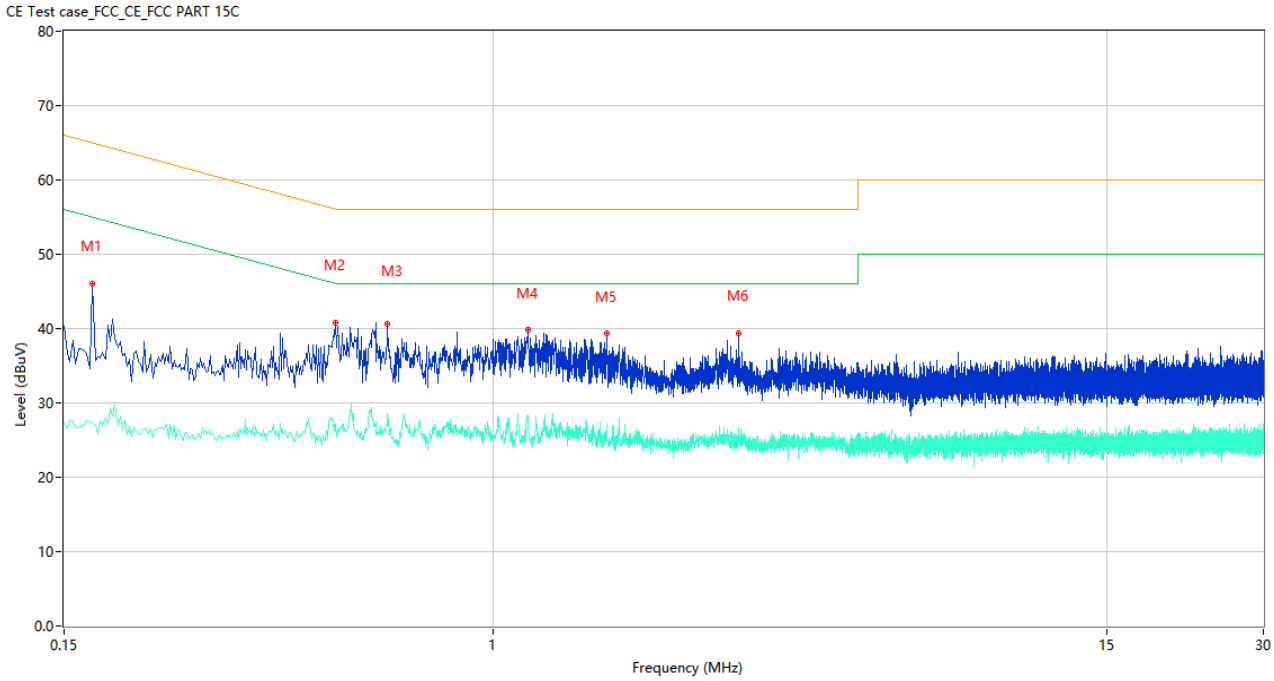

No.	Frequency (MHz)	Results (dBuV)	Factor (dB)	Limit (dBuV)	Margin (dB)	Detector	Line	Verdict
1	0.170	46.09	9.78	64.96	18.87	Peak	L	Pass
1**	0.170	27.24	9.78	54.96	27.72	AV	L	Pass
2	0.498	40.76	9.98	56.03	15.27	Peak	L	Pass
2**	0.498	27.15	9.98	46.03	18.88	AV	L	Pass
3	0.626	40.56	10.19	56.00	15.44	Peak	L	Pass
3**	0.626	28.55	10.19	46.00	17.45	AV	L	Pass
4	1.162	39.82	10.27	56.00	16.18	Peak	L	Pass
4**	1.162	28.43	10.27	46.00	17.57	AV	L	Pass
5	1.650	39.31	9.93	56.00	16.69	Peak	L	Pass
5**	1.650	27.11	9.93	46.00	18.89	AV	L	Pass
6	2.952	39.41	10.20	56.00	16.59	Peak	L	Pass
6**	2.952	26.61	10.20	46.00	19.39	AV	L	Pass

PHASE N

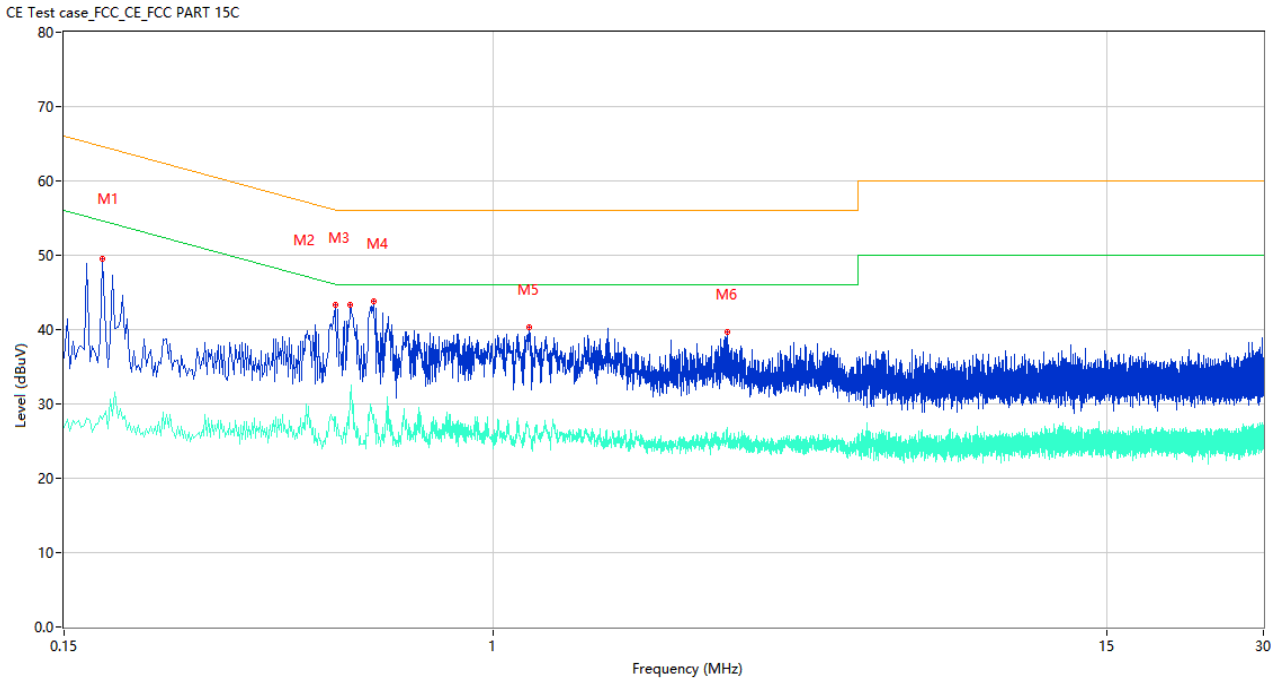

No.	Frequency (MHz)	Results (dBuV)	Factor (dB)	Limit (dBuV)	Margin (dB)	Detector	Line	Verdict
1	0.178	49.47	9.78	64.58	15.11	Peak	N	Pass
1**	0.178	28.01	9.78	54.58	26.57	AV	N	Pass
2	0.498	43.29	9.98	56.03	12.74	Peak	N	Pass
2**	0.498	28.29	9.98	46.03	17.74	AV	N	Pass
3	0.532	43.39	10.01	56.00	12.61	Peak	N	Pass
3**	0.532	29.42	10.01	46.00	16.58	AV	N	Pass
4	0.590	43.88	10.14	56.00	12.12	Peak	N	Pass
4**	0.590	28.61	10.14	46.00	17.39	AV	N	Pass
5	1.168	40.29	10.21	56.00	15.71	Peak	N	Pass
5**	1.168	26.35	10.21	46.00	19.65	AV	N	Pass
6	2.806	39.69	10.26	56.00	16.31	Peak	N	Pass
6**	2.806	26.20	10.26	46.00	19.80	AV	N	Pass

A.6 Radiated Emission

Note [1]: The symbol of "--" in the table which means not application.

Note [2]: For the test data above 1 GHz, According the ANSI C63.10-2013, where limits are specified for both average and peak (or quasi-peak) detector functions, if the peak (or quasi-peak) measured value complies with the average limit, it is unnecessary to perform an average measurement.

Note [3]: The low frequency, which started from 9 kHz to 30 MHz, was pre-scanned and the result which was 20 dB lower than the limit line per 15.31(o) was not reported.

Note [4]: The EUT is working in the Normal link mode below 1 GHz. All modes have been tested and normal link mode is worst.

Test Data and Plots

30 MHz to 1 GHz, ANT H

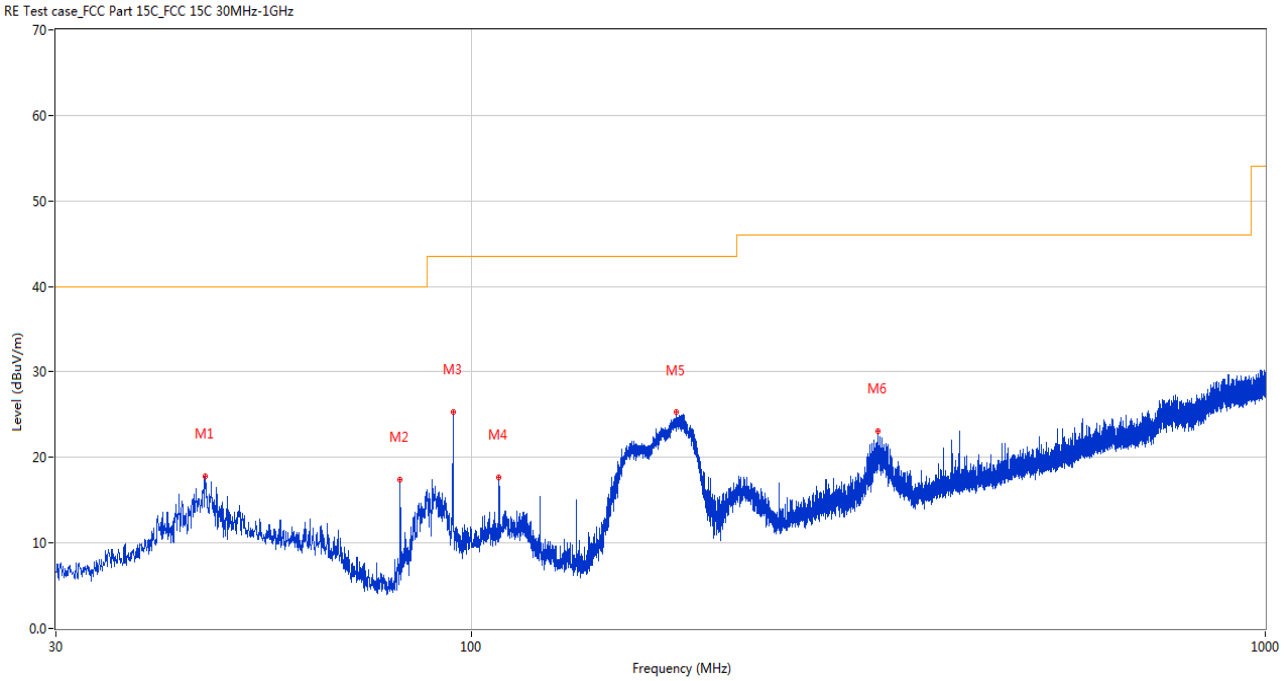

No.	Frequency (MHz)	Results (dBuV/m)	Factor (dB)	Limit (dBuV/m)	Margin (dB)	Detector	Table (Degree)	Height (cm)	Antenna	Verdict
1	46.199	17.80	-25.07	40.0	22.20	Peak	18.60	100	Horizontal	Pass
2	81.362	17.42	-31.42	40.0	22.58	Peak	44.70	200	Horizontal	Pass
3	94.941	25.37	-27.59	43.5	18.13	Peak	0.30	200	Horizontal	Pass
4	108.473	17.69	-26.76	43.5	25.81	Peak	324.40	100	Horizontal	Pass
5	181.078	25.25	-27.63	43.5	18.25	Peak	92.50	200	Horizontal	Pass
6	325.414	23.11	-22.60	46.0	22.89	Peak	127.40	100	Horizontal	Pass

30 MHz to 1 GHz, ANT V

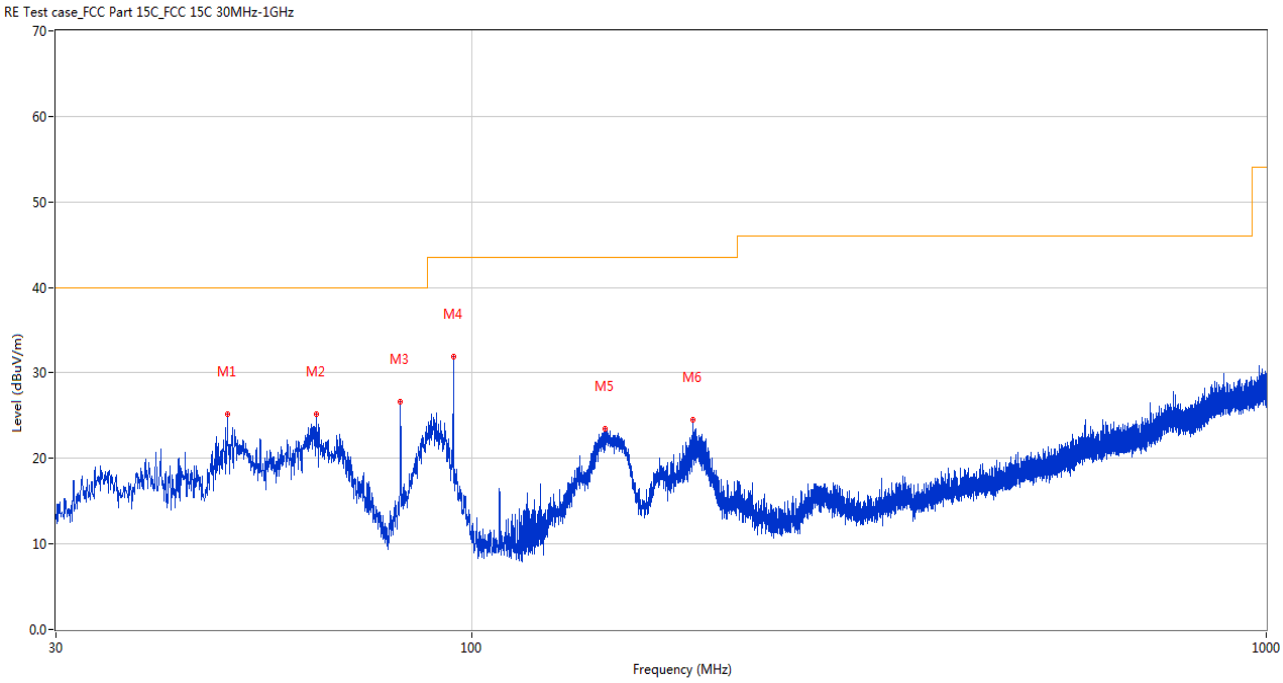

No.	Frequency (MHz)	Results (dBuV/m)	Factor (dB)	Limit (dBuV/m)	Margin (dB)	Detector	Table (Degree)	Height (cm)	Antenna	Verdict
1	49.303	25.21	-25.18	40.0	14.79	Peak	85.20	100	Vertical	Pass
2	63.756	25.14	-26.96	40.0	14.86	Peak	253.80	100	Vertical	Pass
3	81.362	26.59	-31.42	40.0	13.41	Peak	120.90	100	Vertical	Pass
4	94.941	31.94	-27.59	43.5	11.56	Peak	35.10	100	Vertical	Pass
5	147.224	23.53	-29.95	43.5	19.97	Peak	360.00	100	Vertical	Pass
6	189.904	24.58	-26.55	43.5	18.92	Peak	360.00	100	Vertical	Pass

Note [1]: The marked spikes near 2400 MHz with circle should be ignored because they are Fundamental signal.

Note [2]: The spurious above 18G is noise only, do not show on the report.

Note [3]: All antenna were pre tested, but only the worst case has been reported in this report.

Note [4]: All the configurations were pre tested, only the worst configuration has been reported in this report.

SISO-Antenna 8

1 GHz to 18 GHz, ANT H 802.11b Low Channel

No.	Frequency (MHz)	Results (dBuV/m)	Limit (dBuV/m)	Margin (dB)	Detector	Table (Degree)	Height (cm)	Antenna	Verdict
1	1326.939	42.14	74.0	31.86	Peak	111.00	300	Horizontal	Pass
1**	1326.939	36.87	54.0	17.13	AV	111.00	300	Horizontal	Pass
2	2998.241	49.32	74.0	24.68	Peak	358.00	100	Horizontal	Pass
2**	2998.241	43.21	54.0	10.79	AV	358.00	100	Horizontal	Pass
3	4933.604	50.51	74.0	23.49	Peak	156.00	200	Horizontal	Pass
3**	4933.604	42.78	54.0	11.22	AV	156.00	200	Horizontal	Pass
4	6805.024	54.86	74.0	19.14	Peak	173.00	100	Horizontal	Pass
4**	6805.024	46.91	54.0	7.09	AV	173.00	100	Horizontal	Pass
5	13412.169	52.83	74.0	21.17	Peak	82.00	400	Horizontal	Pass
5**	13412.169	43.82	54.0	10.18	AV	82.00	400	Horizontal	Pass
6	17429.298	58.18	74.0	15.82	Peak	11.00	400	Horizontal	Pass
6**	17429.298	46.87	54.0	7.13	AV	11.00	400	Horizontal	Pass

1 GHz to 18 GHz, ANT V 802.11b Low Channel

No.	Frequency (MHz)	Results (dBuV/m)	Limit (dBuV/m)	Margin (dB)	Detector	Table (Degree)	Height (cm)	Antenna	Verdict
1	1333.458	48.08	74.0	25.92	Peak	292.00	200	Vertical	Pass
1**	1333.458	35.68	54.0	18.32	AV	292.00	200	Vertical	Pass
2	2983.988	51.50	74.0	22.50	Peak	301.00	400	Vertical	Pass
2**	2983.988	40.43	54.0	13.57	AV	301.00	400	Vertical	Pass
3	4855.883	49.27	74.0	24.73	Peak	198.00	200	Vertical	Pass
3**	4855.883	41.44	54.0	12.56	AV	198.00	200	Vertical	Pass
4	6607.148	51.44	74.0	22.56	Peak	32.00	400	Vertical	Pass
4**	6607.148	43.48	54.0	10.52	AV	32.00	400	Vertical	Pass
5	13434.807	56.61	74.0	17.39	Peak	46.00	300	Vertical	Pass
5**	13434.807	45.55	54.0	8.45	AV	46.00	300	Vertical	Pass
6	17413.164	56.27	74.0	17.73	Peak	198.00	300	Vertical	Pass
6**	17413.164	46.53	54.0	7.47	AV	198.00	300	Vertical	Pass

1 GHz to 18 GHz, ANT H 802.11b Middle Channel

No.	Frequency (MHz)	Results (dBuV/m)	Limit (dBuV/m)	Margin (dB)	Detector	Table (Degree)	Height (cm)	Antenna	Verdict
1	1325.762	45.67	74.0	28.33	Peak	289.00	400	Horizontal	Pass
1**	1325.762	34.24	54.0	19.76	AV	289.00	400	Horizontal	Pass
2	3000.107	51.10	74.0	22.90	Peak	165.00	100	Horizontal	Pass
2**	3000.107	41.98	54.0	12.02	AV	165.00	100	Horizontal	Pass
3	4933.815	51.83	74.0	22.17	Peak	206.00	200	Horizontal	Pass
3**	4933.815	40.69	54.0	13.31	AV	206.00	200	Horizontal	Pass
4	6807.077	54.07	74.0	19.93	Peak	316.00	200	Horizontal	Pass
4**	6807.077	46.87	54.0	7.13	AV	316.00	200	Horizontal	Pass
5	13412.254	58.56	74.0	15.44	Peak	208.00	300	Horizontal	Pass
5**	13412.254	45.81	54.0	8.19	AV	208.00	300	Horizontal	Pass
6	17423.536	53.30	74.0	20.70	Peak	271.00	200	Horizontal	Pass
6**	17423.536	45.44	54.0	8.56	AV	271.00	200	Horizontal	Pass

1 GHz to 18 GHz, ANT V 802.11b Middle Channel

No.	Frequency (MHz)	Results (dBuV/m)	Limit (dBuV/m)	Margin (dB)	Detector	Table (Degree)	Height (cm)	Antenna	Verdict
1	1331.510	47.04	74.0	26.96	Peak	207.00	200	Vertical	Pass
1**	1331.510	37.89	54.0	16.11	AV	207.00	200	Vertical	Pass
2	2982.357	52.26	74.0	21.74	Peak	154.00	400	Vertical	Pass
2**	2982.357	40.46	54.0	13.54	AV	154.00	400	Vertical	Pass
3	4853.878	49.89	74.0	24.11	Peak	6.00	200	Vertical	Pass
3**	4853.878	37.87	54.0	16.13	AV	6.00	200	Vertical	Pass
4	6610.739	51.53	74.0	22.47	Peak	322.00	100	Vertical	Pass
4**	6610.739	42.71	54.0	11.29	AV	322.00	100	Vertical	Pass
5	13431.271	53.05	74.0	20.95	Peak	208.00	300	Vertical	Pass
5**	13431.271	47.37	54.0	6.63	AV	208.00	300	Vertical	Pass
6	17419.163	54.95	74.0	19.05	Peak	148.00	300	Vertical	Pass
6**	17419.163	46.64	54.0	7.36	AV	148.00	300	Vertical	Pass

1 GHz to 18 GHz, ANT H 802.11b High Channel

No.	Frequency (MHz)	Results (dBuV/m)	Limit (dBuV/m)	Margin (dB)	Detector	Table (Degree)	Height (cm)	Antenna	Verdict
1	1329.919	46.18	74.0	27.82	Peak	163.00	300	Horizontal	Pass
1**	1329.919	33.96	54.0	20.04	AV	163.00	300	Horizontal	Pass
2	2997.752	48.90	74.0	25.10	Peak	271.00	300	Horizontal	Pass
2**	2997.752	40.22	54.0	13.78	AV	271.00	300	Horizontal	Pass
3	4935.964	49.04	74.0	24.96	Peak	41.00	200	Horizontal	Pass
3**	4935.964	39.72	54.0	14.28	AV	41.00	200	Horizontal	Pass
4	6808.428	55.35	74.0	18.65	Peak	319.00	400	Horizontal	Pass
4**	6808.428	45.63	54.0	8.37	AV	319.00	400	Horizontal	Pass
5	13410.835	52.99	74.0	21.01	Peak	292.00	100	Horizontal	Pass
5**	13410.835	47.71	54.0	6.29	AV	292.00	100	Horizontal	Pass
6	17428.224	58.96	74.0	15.04	Peak	284.00	300	Horizontal	Pass
6**	17428.224	49.94	54.0	4.06	AV	284.00	300	Horizontal	Pass

1 GHz to 18 GHz, ANT V 802.11b High Channel

No.	Frequency (MHz)	Results (dBuV/m)	Limit (dBuV/m)	Margin (dB)	Detector	Table (Degree)	Height (cm)	Antenna	Verdict
1	1332.692	47.63	74.0	26.37	Peak	206.00	300	Vertical	Pass
1**	1332.692	36.66	54.0	17.34	AV	206.00	300	Vertical	Pass
2	2979.968	53.39	74.0	20.61	Peak	238.00	100	Vertical	Pass
2**	2979.968	39.34	54.0	14.66	AV	238.00	100	Vertical	Pass
3	4851.935	49.78	74.0	24.22	Peak	204.00	200	Vertical	Pass
3**	4851.935	40.87	54.0	13.13	AV	204.00	200	Vertical	Pass
4	6606.508	57.01	74.0	16.99	Peak	356.00	300	Vertical	Pass
4**	6606.508	42.08	54.0	11.92	AV	356.00	300	Vertical	Pass
5	13431.929	56.63	74.0	17.37	Peak	283.00	200	Vertical	Pass
5**	13431.929	45.06	54.0	8.94	AV	283.00	200	Vertical	Pass
6	17419.281	56.26	74.0	17.74	Peak	277.00	300	Vertical	Pass
6**	17419.281	49.29	54.0	4.71	AV	277.00	300	Vertical	Pass

1 GHz to 18 GHz, ANT H 802.11g Low Channel

No.	Frequency (MHz)	Results (dBuV/m)	Limit (dBuV/m)	Margin (dB)	Detector	Table (Degree)	Height (cm)	Antenna	Verdict
C	1326.301	42.47	74.0	31.53	Peak	311.00	200	Horizontal	Pass
1**	1326.301	36.86	54.0	17.14	AV	311.00	200	Horizontal	Pass
2	2995.899	48.77	74.0	25.23	Peak	330.00	100	Horizontal	Pass
2**	2995.899	42.31	54.0	11.69	AV	330.00	100	Horizontal	Pass
3	4936.956	49.57	74.0	24.43	Peak	327.00	200	Horizontal	Pass
3**	4936.956	44.16	54.0	9.84	AV	327.00	200	Horizontal	Pass
4	6810.665	56.29	74.0	17.71	Peak	278.00	300	Horizontal	Pass
4**	6810.665	43.59	54.0	10.41	AV	278.00	300	Horizontal	Pass
5	13409.139	57.42	74.0	16.58	Peak	238.00	400	Horizontal	Pass
5**	13409.139	49.34	54.0	4.66	AV	238.00	400	Horizontal	Pass
6	17427.502	55.81	74.0	18.19	Peak	140.00	200	Horizontal	Pass
6**	17427.502	46.91	54.0	7.09	AV	140.00	200	Horizontal	Pass

1 GHz to 18 GHz, ANT V 802.11g Low Channel

No.	Frequency (MHz)	Results (dBuV/m)	Limit (dBuV/m)	Margin (dB)	Detector	Table (Degree)	Height (cm)	Antenna	Verdict
1	1332.016	42.69	74.0	31.31	Peak	197.00	200	Vertical	Pass
1**	1332.016	38.28	54.0	15.72	AV	197.00	200	Vertical	Pass
2	2980.653	50.37	74.0	23.63	Peak	116.00	400	Vertical	Pass
2**	2980.653	40.26	54.0	13.74	AV	116.00	400	Vertical	Pass
3	4850.501	50.56	74.0	23.44	Peak	156.00	200	Vertical	Pass
3**	4850.501	40.43	54.0	13.57	AV	156.00	200	Vertical	Pass
4	6605.101	54.89	74.0	19.11	Peak	32.00	300	Vertical	Pass
4**	6605.101	42.80	54.0	11.20	AV	32.00	300	Vertical	Pass
5	13435.992	55.85	74.0	18.15	Peak	313.00	300	Vertical	Pass
5**	13435.992	44.88	54.0	9.12	AV	313.00	300	Vertical	Pass
6	17419.883	59.66	74.0	14.34	Peak	27.00	100	Vertical	Pass
6**	17419.883	48.94	54.0	5.06	AV	27.00	100	Vertical	Pass

1 GHz to 18 GHz, ANT H 802.11g Middle Channel

No.	Frequency (MHz)	Results (dBuV/m)	Limit (dBuV/m)	Margin (dB)	Detector	Table (Degree)	Height (cm)	Antenna	Verdict
1	1328.387	42.83	74.0	31.17	Peak	243.00	400	Horizontal	Pass
1**	1328.387	37.41	54.0	16.59	AV	243.00	400	Horizontal	Pass
2	3000.520	48.21	74.0	25.79	Peak	202.00	400	Horizontal	Pass
2**	3000.520	39.53	54.0	14.47	AV	202.00	400	Horizontal	Pass
3	4936.212	51.26	74.0	22.74	Peak	285.00	200	Horizontal	Pass
3**	4936.212	40.90	54.0	13.10	AV	285.00	200	Horizontal	Pass
4	6803.058	51.58	74.0	22.42	Peak	23.00	400	Horizontal	Pass
4**	6803.058	47.35	54.0	6.65	AV	23.00	400	Horizontal	Pass
5	13410.082	52.83	74.0	21.17	Peak	260.00	200	Horizontal	Pass
5**	13410.082	49.06	54.0	4.94	AV	260.00	200	Horizontal	Pass
6	17428.181	57.29	74.0	16.71	Peak	110.00	100	Horizontal	Pass
6**	17428.181	46.68	54.0	7.32	AV	110.00	100	Horizontal	Pass

1 GHz to 18 GHz, ANT V 802.11g Middle Channel

No.	Frequency (MHz)	Results (dBuV/m)	Limit (dBuV/m)	Margin (dB)	Detector	Table (Degree)	Height (cm)	Antenna	Verdict
1	1331.837	46.46	74.0	27.54	Peak	47.00	100	Vertical	Pass
1**	1331.837	37.67	54.0	16.33	AV	47.00	100	Vertical	Pass
2	2984.753	47.89	74.0	26.11	Peak	45.00	300	Vertical	Pass
2**	2984.753	41.58	54.0	12.42	AV	45.00	300	Vertical	Pass
3	4854.125	51.71	74.0	22.29	Peak	184.00	200	Vertical	Pass
3**	4854.125	37.81	54.0	16.19	AV	184.00	200	Vertical	Pass
4	6611.007	57.02	74.0	16.98	Peak	122.00	200	Vertical	Pass
4**	6611.007	44.34	54.0	9.66	AV	122.00	200	Vertical	Pass
5	13432.950	56.01	74.0	17.99	Peak	58.00	400	Vertical	Pass
5**	13432.950	48.24	54.0	5.76	AV	58.00	400	Vertical	Pass
6	17418.742	57.23	74.0	16.77	Peak	141.00	400	Vertical	Pass
6**	17418.742	47.95	54.0	6.05	AV	141.00	400	Vertical	Pass

1 GHz to 18 GHz, ANT H 802.11g High Channel

No.	Frequency (MHz)	Results (dBuV/m)	Limit (dBuV/m)	Margin (dB)	Detector	Table (Degree)	Height (cm)	Antenna	Verdict
1	1326.240	44.98	74.0	29.02	Peak	135.00	400	Horizontal	Pass
1**	1326.240	34.23	54.0	19.77	AV	135.00	400	Horizontal	Pass
2	2999.015	52.73	74.0	21.27	Peak	49.00	100	Horizontal	Pass
2**	2999.015	44.14	54.0	9.86	AV	49.00	100	Horizontal	Pass
3	4931.401	52.45	74.0	21.55	Peak	220.00	200	Horizontal	Pass
3**	4931.401	39.91	54.0	14.09	AV	220.00	200	Horizontal	Pass
4	6803.053	52.25	74.0	21.75	Peak	107.00	300	Horizontal	Pass
4**	6803.053	42.52	54.0	11.48	AV	107.00	300	Horizontal	Pass
5	13415.159	58.00	74.0	16.00	Peak	261.00	100	Horizontal	Pass
5**	13415.159	45.79	54.0	8.21	AV	261.00	100	Horizontal	Pass
6	17428.527	56.75	74.0	17.25	Peak	110.00	200	Horizontal	Pass
6**	17428.527	45.34	54.0	8.66	AV	110.00	200	Horizontal	Pass

1 GHz to 18 GHz, ANT V 802.11g High Channel

No.	Frequency (MHz)	Results (dBuV/m)	Limit (dBuV/m)	Margin (dB)	Detector	Table (Degree)	Height (cm)	Antenna	Verdict
1	1336.313	45.46	74.0	28.54	Peak	152.00	100	Vertical	Pass
1**	1336.313	36.29	54.0	17.71	AV	152.00	100	Vertical	Pass
2	2981.550	50.44	74.0	23.56	Peak	250.00	100	Vertical	Pass
2**	2981.550	44.01	54.0	9.99	AV	250.00	100	Vertical	Pass
3	4857.002	51.19	74.0	22.81	Peak	117.00	200	Vertical	Pass
3**	4857.002	39.40	54.0	14.60	AV	117.00	200	Vertical	Pass
4	6607.882	54.65	74.0	19.35	Peak	333.00	100	Vertical	Pass
4**	6607.882	44.09	54.0	9.91	AV	333.00	100	Vertical	Pass
5	13434.692	58.15	74.0	15.85	Peak	252.00	400	Vertical	Pass
5**	13434.692	48.27	54.0	5.73	AV	252.00	400	Vertical	Pass
6	17416.061	55.74	74.0	18.26	Peak	286.00	100	Vertical	Pass
6**	17416.061	46.93	54.0	7.07	AV	286.00	100	Vertical	Pass

1 GHz to 18 GHz, ANT H 802.11n20 Low Channel

No.	Frequency (MHz)	Results (dBuV/m)	Limit (dBuV/m)	Margin (dB)	Detector	Table (Degree)	Height (cm)	Antenna	Verdict
1	1327.940	41.69	74.0	32.31	Peak	33.00	400	Horizontal	Pass
1**	1327.940	38.81	54.0	15.19	AV	33.00	400	Horizontal	Pass
2	2993.280	48.69	74.0	25.31	Peak	70.00	100	Horizontal	Pass
2**	2993.280	43.09	54.0	10.91	AV	70.00	100	Horizontal	Pass
3	4935.890	51.65	74.0	22.35	Peak	241.00	200	Horizontal	Pass
3**	4935.890	44.30	54.0	9.70	AV	241.00	200	Horizontal	Pass
4	6808.146	52.92	74.0	21.08	Peak	105.00	200	Horizontal	Pass
4**	6808.146	46.01	54.0	7.99	AV	105.00	200	Horizontal	Pass
5	13409.068	53.71	74.0	20.29	Peak	68.00	300	Horizontal	Pass
5**	13409.068	48.04	54.0	5.96	AV	68.00	300	Horizontal	Pass
6	17424.748	54.80	74.0	19.20	Peak	276.00	400	Horizontal	Pass
6**	17424.748	49.10	54.0	4.90	AV	276.00	400	Horizontal	Pass

1 GHz to 18 GHz, ANT V 802.11n20 Low Channel

No.	Frequency (MHz)	Results (dBuV/m)	Limit (dBuV/m)	Margin (dB)	Detector	Table (Degree)	Height (cm)	Antenna	Verdict
1	1331.181	43.40	74.0	30.60	Peak	265.00	200	Vertical	Pass
1**	1331.181	36.60	54.0	17.40	AV	265.00	200	Vertical	Pass
2	2985.502	52.26	74.0	21.74	Peak	256.00	300	Vertical	Pass
2**	2985.502	39.80	54.0	14.20	AV	256.00	300	Vertical	Pass
3	4853.751	49.85	74.0	24.15	Peak	262.00	200	Vertical	Pass
3**	4853.751	42.62	54.0	11.38	AV	262.00	200	Vertical	Pass
4	6605.035	52.58	74.0	21.42	Peak	178.00	400	Vertical	Pass
4**	6605.035	42.56	54.0	11.44	AV	178.00	400	Vertical	Pass
5	13436.185	55.17	74.0	18.83	Peak	299.00	200	Vertical	Pass
5**	13436.185	48.60	54.0	5.40	AV	299.00	200	Vertical	Pass
6	17420.737	57.39	74.0	16.61	Peak	217.00	200	Vertical	Pass
6**	17420.737	46.54	54.0	7.46	AV	217.00	200	Vertical	Pass

1 GHz to 18 GHz, ANT H 802.11n20 Middle Channel

No.	Frequency (MHz)	Results (dBuV/m)	Limit (dBuV/m)	Margin (dB)	Detector	Table (Degree)	Height (cm)	Antenna	Verdict
1	1326.371	46.88	74.0	27.12	Peak	141.00	200	Horizontal	Pass
1**	1326.371	37.83	54.0	16.17	AV	141.00	200	Horizontal	Pass
2	2998.038	48.56	74.0	25.44	Peak	69.00	300	Horizontal	Pass
2**	2998.038	40.55	54.0	13.45	AV	69.00	300	Horizontal	Pass
3	4932.802	51.96	74.0	22.04	Peak	117.00	200	Horizontal	Pass
3**	4932.802	41.67	54.0	12.33	AV	117.00	200	Horizontal	Pass
4	6810.821	52.01	74.0	21.99	Peak	275.00	300	Horizontal	Pass
4**	6810.821	42.94	54.0	11.06	AV	275.00	300	Horizontal	Pass
5	13408.523	58.41	74.0	15.59	Peak	304.00	200	Horizontal	Pass
5**	13408.523	48.92	54.0	5.08	AV	304.00	200	Horizontal	Pass
6	17428.643	57.56	74.0	16.44	Peak	287.00	300	Horizontal	Pass
6**	17428.643	45.34	54.0	8.66	AV	287.00	300	Horizontal	Pass

1 GHz to 18 GHz, ANT V 802.11n20 Middle Channel

No.	Frequency (MHz)	Results (dBuV/m)	Limit (dBuV/m)	Margin (dB)	Detector	Table (Degree)	Height (cm)	Antenna	Verdict
1	1329.880	44.93	74.0	29.07	Peak	210.00	400	Vertical	Pass
1**	1329.880	40.67	54.0	13.33	AV	210.00	400	Vertical	Pass
2	2978.967	52.51	74.0	21.49	Peak	356.00	400	Vertical	Pass
2**	2978.967	40.18	54.0	13.82	AV	356.00	400	Vertical	Pass
3	4854.761	47.09	74.0	26.91	Peak	158.00	200	Vertical	Pass
3**	4854.761	42.58	54.0	11.42	AV	158.00	200	Vertical	Pass
4	6608.561	56.80	74.0	17.20	Peak	123.00	300	Vertical	Pass
4**	6608.561	46.78	54.0	7.22	AV	123.00	300	Vertical	Pass
5	13433.708	55.85	74.0	18.15	Peak	322.00	300	Vertical	Pass
5**	13433.708	48.85	54.0	5.15	AV	322.00	300	Vertical	Pass
6	17420.828	54.95	74.0	19.05	Peak	262.00	400	Vertical	Pass
6**	17420.828	45.98	54.0	8.02	AV	262.00	400	Vertical	Pass

1 GHz to 18 GHz, ANT H 802.11n20 High Channel

No.	Frequency (MHz)	Results (dBuV/m)	Limit (dBuV/m)	Margin (dB)	Detector	Table (Degree)	Height (cm)	Antenna	Verdict
1	1330.515	41.89	74.0	32.11	Peak	151.00	200	Horizontal	Pass
1**	1330.515	34.75	54.0	19.25	AV	151.00	200	Horizontal	Pass
2	2995.449	52.72	74.0	21.28	Peak	328.00	300	Horizontal	Pass
2**	2995.449	40.47	54.0	13.53	AV	328.00	300	Horizontal	Pass
3	4936.107	49.71	74.0	24.29	Peak	147.00	200	Horizontal	Pass
3**	4936.107	43.70	54.0	10.30	AV	147.00	200	Horizontal	Pass
4	6806.002	51.73	74.0	22.27	Peak	128.00	200	Horizontal	Pass
4**	6806.002	44.29	54.0	9.71	AV	128.00	200	Horizontal	Pass
5	13412.668	56.35	74.0	17.65	Peak	39.00	200	Horizontal	Pass
5**	13412.668	48.87	54.0	5.13	AV	39.00	200	Horizontal	Pass
6	17430.070	57.27	74.0	16.73	Peak	120.00	300	Horizontal	Pass
6**	17430.070	47.98	54.0	6.02	AV	120.00	300	Horizontal	Pass

1 GHz to 18 GHz, ANT V 802.11n20 High Channel

No.	Frequency (MHz)	Results (dBuV/m)	Limit (dBuV/m)	Margin (dB)	Detector	Table (Degree)	Height (cm)	Antenna	Verdict
1	1333.426	46.60	74.0	27.40	Peak	16.00	100	Vertical	Pass
1**	1333.426	37.48	54.0	16.52	AV	16.00	100	Vertical	Pass
2	2978.868	50.16	74.0	23.84	Peak	163.00	200	Vertical	Pass
2**	2978.868	41.23	54.0	12.77	AV	163.00	200	Vertical	Pass
3	4857.893	49.70	74.0	24.30	Peak	167.00	200	Vertical	Pass
3**	4857.893	39.05	54.0	14.95	AV	167.00	200	Vertical	Pass
4	6604.917	51.68	74.0	22.32	Peak	77.00	200	Vertical	Pass
4**	6604.917	46.05	54.0	7.95	AV	77.00	200	Vertical	Pass
5	13435.297	58.25	74.0	15.75	Peak	14.00	300	Vertical	Pass
5**	13435.297	44.14	54.0	9.86	AV	14.00	300	Vertical	Pass
6	17416.589	54.89	74.0	19.11	Peak	295.00	100	Vertical	Pass
6**	17416.589	44.66	54.0	9.34	AV	295.00	100	Vertical	Pass

1 GHz to 18 GHz, ANT H 802.11n40 Low Channel

No.	Frequency (MHz)	Results (dBuV/m)	Limit (dBuV/m)	Margin (dB)	Detector	Table (Degree)	Height (cm)	Antenna	Verdict
1	1327.824	42.17	74.0	31.83	Peak	186.00	400	Horizontal	Pass
1**	1327.824	35.18	54.0	18.82	AV	186.00	400	Horizontal	Pass
2	2997.001	51.56	74.0	22.44	Peak	173.00	200	Horizontal	Pass
2**	2997.001	42.42	54.0	11.58	AV	173.00	200	Horizontal	Pass
3	4930.514	53.71	74.0	20.29	Peak	322.00	200	Horizontal	Pass
3**	4930.514	41.46	54.0	12.54	AV	322.00	200	Horizontal	Pass
4	6807.054	54.11	74.0	19.89	Peak	85.00	200	Horizontal	Pass
4**	6807.054	43.83	54.0	10.17	AV	85.00	200	Horizontal	Pass
5	13407.524	58.29	74.0	15.71	Peak	169.00	400	Horizontal	Pass
5**	13407.524	45.33	54.0	8.67	AV	169.00	400	Horizontal	Pass
6	17425.968	57.90	74.0	16.10	Peak	236.00	300	Horizontal	Pass
6**	17425.968	47.42	54.0	6.58	AV	236.00	300	Horizontal	Pass

1 GHz to 18 GHz, ANT V 802.11n40 Low Channel

No.	Frequency (MHz)	Results (dBuV/m)	Limit (dBuV/m)	Margin (dB)	Detector	Table (Degree)	Height (cm)	Antenna	Verdict
1	1334.863	42.82	74.0	31.18	Peak	94.00	300	Vertical	Pass
1**	1334.863	35.86	54.0	18.14	AV	94.00	300	Vertical	Pass
2	2980.772	47.60	74.0	26.40	Peak	348.00	200	Vertical	Pass
2**	2980.772	40.93	54.0	13.07	AV	348.00	200	Vertical	Pass
3	4856.177	47.61	74.0	26.39	Peak	219.00	200	Vertical	Pass
3**	4856.177	39.41	54.0	14.59	AV	219.00	200	Vertical	Pass
4	6606.353	55.91	74.0	18.09	Peak	328.00	300	Vertical	Pass
4**	6606.353	46.32	54.0	7.68	AV	328.00	300	Vertical	Pass
5	13434.023	57.77	74.0	16.23	Peak	43.00	200	Vertical	Pass
5**	13434.023	47.91	54.0	6.09	AV	43.00	200	Vertical	Pass
6	17415.056	59.94	74.0	14.06	Peak	324.00	100	Vertical	Pass
6**	17415.056	44.56	54.0	9.44	AV	324.00	100	Vertical	Pass

1 GHz to 18 GHz, ANT H 802.11n40 Middle Channel

No.	Frequency (MHz)	Results (dBuV/m)	Limit (dBuV/m)	Margin (dB)	Detector	Table (Degree)	Height (cm)	Antenna	Verdict
1	1331.167	45.15	74.0	28.85	Peak	307.00	400	Horizontal	Pass
1**	1331.167	38.65	54.0	15.35	AV	307.00	400	Horizontal	Pass
2	3000.545	48.17	74.0	25.83	Peak	292.00	400	Horizontal	Pass
2**	3000.545	42.08	54.0	11.92	AV	292.00	400	Horizontal	Pass
3	4936.857	52.19	74.0	21.81	Peak	217.00	200	Horizontal	Pass
3**	4936.857	42.97	54.0	11.03	AV	217.00	200	Horizontal	Pass
4	6804.309	53.43	74.0	20.57	Peak	325.00	300	Horizontal	Pass
4**	6804.309	42.20	54.0	11.80	AV	325.00	300	Horizontal	Pass
5	13414.483	55.77	74.0	18.23	Peak	198.00	300	Horizontal	Pass
5**	13414.483	49.26	54.0	4.74	AV	198.00	300	Horizontal	Pass
6	17425.313	54.64	74.0	19.36	Peak	159.00	300	Horizontal	Pass
6**	17425.313	50.38	54.0	3.62	AV	159.00	300	Horizontal	Pass

1 GHz to 18 GHz, ANT V 802.11n40 Middle Channel

No.	Frequency (MHz)	Results (dBuV/m)	Limit (dBuV/m)	Margin (dB)	Detector	Table (Degree)	Height (cm)	Antenna	Verdict
1	1332.188	45.52	74.0	28.48	Peak	182.00	400	Vertical	Pass
1**	1332.188	36.17	54.0	17.83	AV	182.00	400	Vertical	Pass
2	2979.434	48.58	74.0	25.42	Peak	340.00	100	Vertical	Pass
2**	2979.434	42.54	54.0	11.46	AV	340.00	100	Vertical	Pass
3	4854.424	52.34	74.0	21.66	Peak	42.00	200	Vertical	Pass
3**	4854.424	39.03	54.0	14.97	AV	42.00	200	Vertical	Pass
4	6607.478	54.86	74.0	19.14	Peak	55.00	400	Vertical	Pass
4**	6607.478	44.56	54.0	9.44	AV	55.00	400	Vertical	Pass
5	13437.595	52.86	74.0	21.14	Peak	321.00	300	Vertical	Pass
5**	13437.595	45.84	54.0	8.16	AV	321.00	300	Vertical	Pass
6	17417.169	58.59	74.0	15.41	Peak	163.00	100	Vertical	Pass
6**	17417.169	48.87	54.0	5.13	AV	163.00	100	Vertical	Pass

1 GHz to 18 GHz, ANT H 802.11n40 High Channel

No.	Frequency (MHz)	Results (dBuV/m)	Limit (dBuV/m)	Margin (dB)	Detector	Table (Degree)	Height (cm)	Antenna	Verdict
1	1332.113	47.43	74.0	26.57	Peak	79.00	400	Horizontal	Pass
1**	1332.113	36.45	54.0	17.55	AV	79.00	400	Horizontal	Pass
2	2995.926	49.57	74.0	24.43	Peak	291.00	400	Horizontal	Pass
2**	2995.926	38.75	54.0	15.25	AV	291.00	400	Horizontal	Pass
3	4930.669	52.89	74.0	21.11	Peak	326.00	200	Horizontal	Pass
3**	4930.669	39.17	54.0	14.83	AV	326.00	200	Horizontal	Pass
4	6807.039	53.71	74.0	20.29	Peak	287.00	100	Horizontal	Pass
4**	6807.039	44.50	54.0	9.50	AV	287.00	100	Horizontal	Pass
5	13410.887	57.16	74.0	16.84	Peak	329.00	400	Horizontal	Pass
5**	13410.887	47.59	54.0	6.41	AV	329.00	400	Horizontal	Pass
6	17425.968	58.33	74.0	15.67	Peak	327.00	100	Horizontal	Pass
6**	17425.968	48.81	54.0	5.19	AV	327.00	100	Horizontal	Pass

1 GHz to 18 GHz, ANT V 802.11n40 High Channel

No.	Frequency (MHz)	Results (dBuV/m)	Limit (dBuV/m)	Margin (dB)	Detector	Table (Degree)	Height (cm)	Antenna	Verdict
1	1329.437	45.99	74.0	28.01	Peak	13.00	100	Vertical	Pass
1**	1329.437	38.39	54.0	15.61	AV	13.00	100	Vertical	Pass
2	2984.797	48.52	74.0	25.48	Peak	274.00	400	Vertical	Pass
2**	2984.797	42.28	54.0	11.72	AV	274.00	400	Vertical	Pass
3	4857.179	47.44	74.0	26.56	Peak	243.00	200	Vertical	Pass
3**	4857.179	41.84	54.0	12.16	AV	243.00	200	Vertical	Pass
4	6604.526	51.36	74.0	22.64	Peak	176.00	200	Vertical	Pass
4**	6604.526	47.78	54.0	6.22	AV	176.00	200	Vertical	Pass
5	13433.387	54.15	74.0	19.85	Peak	158.00	200	Vertical	Pass
5**	13433.387	45.65	54.0	8.35	AV	158.00	200	Vertical	Pass
6	17418.615	59.39	74.0	14.61	Peak	336.00	200	Vertical	Pass
6**	17418.615	46.20	54.0	7.80	AV	336.00	200	Vertical	Pass

1 GHz to 18 GHz, ANT H 802.11ax20(SU) Low Channel

No.	Frequency (MHz)	Results (dBuV/m)	Limit (dBuV/m)	Margin (dB)	Detector	Table (Degree)	Height (cm)	Antenna	Verdict
1	1331.262	42.60	74.0	31.40	Peak	33.00	200	Horizontal	Pass
1**	1331.262	36.91	54.0	17.09	AV	33.00	200	Horizontal	Pass
2	2994.039	50.60	74.0	23.40	Peak	284.00	100	Horizontal	Pass
2**	2994.039	41.84	54.0	12.16	AV	284.00	100	Horizontal	Pass
3	4930.615	53.13	74.0	20.87	Peak	249.00	200	Horizontal	Pass
3**	4930.615	39.87	54.0	14.13	AV	249.00	200	Horizontal	Pass
4	6809.777	56.18	74.0	17.82	Peak	139.00	100	Horizontal	Pass
4**	6809.777	46.89	54.0	7.11	AV	139.00	100	Horizontal	Pass
5	13410.998	55.55	74.0	18.45	Peak	37.00	300	Horizontal	Pass
5**	13410.998	45.55	54.0	8.45	AV	37.00	300	Horizontal	Pass
6	17425.556	54.39	74.0	19.61	Peak	226.00	400	Horizontal	Pass
6**	17425.556	48.89	54.0	5.11	AV	226.00	400	Horizontal	Pass

1 GHz to 18 GHz, ANT V802.11ax20(SU) Low Channel

No.	Frequency (MHz)	Results (dBuV/m)	Limit (dBuV/m)	Margin (dB)	Detector	Table (Degree)	Height (cm)	Antenna	Verdict
1	1335.717	45.59	74.0	28.41	Peak	266.00	400	Vertical	Pass
1**	1335.717	40.09	54.0	13.91	AV	266.00	400	Vertical	Pass
2	2982.349	48.13	74.0	25.87	Peak	198.00	200	Vertical	Pass
2**	2982.349	44.59	54.0	9.41	AV	198.00	200	Vertical	Pass
3	4857.796	47.34	74.0	26.66	Peak	14.00	200	Vertical	Pass
3**	4857.796	40.78	54.0	13.22	AV	14.00	200	Vertical	Pass
4	6609.801	54.51	74.0	19.49	Peak	206.00	100	Vertical	Pass
4**	6609.801	42.85	54.0	11.15	AV	206.00	100	Vertical	Pass
5	13436.630	57.16	74.0	16.84	Peak	296.00	300	Vertical	Pass
5**	13436.630	44.62	54.0	9.38	AV	296.00	300	Vertical	Pass
6	17415.811	55.24	74.0	18.76	Peak	103.00	100	Vertical	Pass
6**	17415.811	49.32	54.0	4.68	AV	103.00	100	Vertical	Pass

1 GHz to 18 GHz, ANT H 802.11ax20(SU) Middle Channel

No.	Frequency (MHz)	Results (dBuV/m)	Limit (dBuV/m)	Margin (dB)	Detector	Table (Degree)	Height (cm)	Antenna	Verdict
1	1333.231	46.82	74.0	27.18	Peak	86.00	100	Horizontal	Pass
1**	1333.231	38.69	54.0	15.31	AV	86.00	100	Horizontal	Pass
2	2997.897	49.64	74.0	24.36	Peak	225.00	300	Horizontal	Pass
2**	2997.897	42.55	54.0	11.45	AV	225.00	300	Horizontal	Pass
3	4934.419	52.00	74.0	22.00	Peak	25.00	200	Horizontal	Pass
3**	4934.419	43.73	54.0	10.27	AV	25.00	200	Horizontal	Pass
4	6807.948	54.60	74.0	19.40	Peak	358.00	100	Horizontal	Pass
4**	6807.948	45.46	54.0	8.54	AV	358.00	100	Horizontal	Pass
5	13410.488	53.98	74.0	20.02	Peak	178.00	200	Horizontal	Pass
5**	13410.488	46.18	54.0	7.82	AV	178.00	200	Horizontal	Pass
6	17427.807	58.35	74.0	15.65	Peak	63.00	400	Horizontal	Pass
6**	17427.807	45.93	54.0	8.07	AV	63.00	400	Horizontal	Pass

1 GHz to 18 GHz, ANT V 802.11ax20(SU) Middle Channel

No.	Frequency (MHz)	Results (dBuV/m)	Limit (dBuV/m)	Margin (dB)	Detector	Table (Degree)	Height (cm)	Antenna	Verdict
1	1330.087	46.15	74.0	27.85	Peak	338.00	100	Vertical	Pass
1**	1330.087	37.83	54.0	16.17	AV	338.00	100	Vertical	Pass
2	2984.531	48.13	74.0	25.87	Peak	73.00	300	Vertical	Pass
2**	2984.531	40.16	54.0	13.84	AV	73.00	300	Vertical	Pass
3	4854.292	50.51	74.0	23.49	Peak	272.00	200	Vertical	Pass
3**	4854.292	38.21	54.0	15.79	AV	272.00	200	Vertical	Pass
4	6609.679	52.15	74.0	21.85	Peak	86.00	300	Vertical	Pass
4**	6609.679	43.66	54.0	10.34	AV	86.00	300	Vertical	Pass
5	13438.428	55.76	74.0	18.24	Peak	73.00	300	Vertical	Pass
5**	13438.428	47.75	54.0	6.25	AV	73.00	300	Vertical	Pass
6	17419.766	57.83	74.0	16.17	Peak	117.00	200	Vertical	Pass
6**	17419.766	46.58	54.0	7.42	AV	117.00	200	Vertical	Pass

1 GHz to 18 GHz, ANT H802.11ax20(SU) High Channel

No.	Frequency (MHz)	Results (dBuV/m)	Limit (dBuV/m)	Margin (dB)	Detector	Table (Degree)	Height (cm)	Antenna	Verdict
1	1333.313	47.21	74.0	26.79	Peak	18.00	300	Horizontal	Pass
1**	1333.313	34.72	54.0	19.28	AV	18.00	300	Horizontal	Pass
2	2998.525	52.35	74.0	21.65	Peak	26.00	300	Horizontal	Pass
2**	2998.525	39.31	54.0	14.69	AV	26.00	300	Horizontal	Pass
3	4933.768	54.58	74.0	19.42	Peak	210.00	200	Horizontal	Pass
3**	4933.768	38.98	54.0	15.02	AV	210.00	200	Horizontal	Pass
4	6807.597	52.34	74.0	21.66	Peak	129.00	300	Horizontal	Pass
4**	6807.597	43.36	54.0	10.64	AV	129.00	300	Horizontal	Pass
5	13414.960	57.54	74.0	16.46	Peak	66.00	200	Horizontal	Pass
5**	13414.960	47.85	54.0	6.15	AV	66.00	200	Horizontal	Pass
6	17423.059	58.01	74.0	15.99	Peak	50.00	100	Horizontal	Pass
6**	17423.059	49.45	54.0	4.55	AV	50.00	100	Horizontal	Pass

1 GHz to 18 GHz, ANT V 802.11ax20(SU) High Channel

No.	Frequency (MHz)	Results (dBuV/m)	Limit (dBuV/m)	Margin (dB)	Detector	Table (Degree)	Height (cm)	Antenna	Verdict
1	1333.919	44.17	74.0	29.83	Peak	183.00	300	Vertical	Pass
1**	1333.919	36.75	54.0	17.25	AV	183.00	300	Vertical	Pass
2	2985.796	51.34	74.0	22.66	Peak	328.00	200	Vertical	Pass
2**	2985.796	39.39	54.0	14.61	AV	328.00	200	Vertical	Pass
3	4853.295	47.10	74.0	26.90	Peak	74.00	200	Vertical	Pass
3**	4853.295	40.08	54.0	13.92	AV	74.00	200	Vertical	Pass
4	6603.501	55.38	74.0	18.62	Peak	81.00	100	Vertical	Pass
4**	6603.501	43.19	54.0	10.81	AV	81.00	100	Vertical	Pass
5	13436.447	54.53	74.0	19.47	Peak	23.00	200	Vertical	Pass
5**	13436.447	46.63	54.0	7.37	AV	23.00	200	Vertical	Pass
6	17420.881	58.04	74.0	15.96	Peak	31.00	300	Vertical	Pass
6**	17420.881	49.50	54.0	4.50	AV	31.00	300	Vertical	Pass

1 GHz to 18 GHz, ANT H 802.11ax40(SU) Low Channel

No.	Frequency (MHz)	Results (dBuV/m)	Limit (dBuV/m)	Margin (dB)	Detector	Table (Degree)	Height (cm)	Antenna	Verdict
1	1332.121	47.35	74.0	26.65	Peak	303.00	400	Horizontal	Pass
1**	1332.121	37.95	54.0	16.05	AV	303.00	400	Horizontal	Pass
2	2993.038	52.18	74.0	21.82	Peak	78.00	100	Horizontal	Pass
2**	2993.038	42.87	54.0	11.13	AV	78.00	100	Horizontal	Pass
3	4934.884	49.42	74.0	24.58	Peak	149.00	200	Horizontal	Pass
3**	4934.884	42.08	54.0	11.92	AV	149.00	200	Horizontal	Pass
4	6805.106	56.13	74.0	17.87	Peak	61.00	300	Horizontal	Pass
4**	6805.106	41.98	54.0	12.02	AV	61.00	300	Horizontal	Pass
5	13411.360	55.43	74.0	18.57	Peak	237.00	100	Horizontal	Pass
5**	13411.360	46.71	54.0	7.29	AV	237.00	100	Horizontal	Pass
6	17425.937	57.22	74.0	16.78	Peak	323.00	400	Horizontal	Pass
6**	17425.937	44.56	54.0	9.44	AV	323.00	400	Horizontal	Pass

1 GHz to 18 GHz, ANT V 802.11ax40(SU) Low Channel

No.	Frequency (MHz)	Results (dBuV/m)	Limit (dBuV/m)	Margin (dB)	Detector	Table (Degree)	Height (cm)	Antenna	Verdict
1	1332.577	45.66	74.0	28.34	Peak	39.00	200	Vertical	Pass
1**	1332.577	36.34	54.0	17.66	AV	39.00	200	Vertical	Pass
2	2983.957	48.22	74.0	25.78	Peak	137.00	200	Vertical	Pass
2**	2983.957	43.06	54.0	10.94	AV	137.00	200	Vertical	Pass
3	4855.638	47.37	74.0	26.63	Peak	120.00	200	Vertical	Pass
3**	4855.638	43.00	54.0	11.00	AV	120.00	200	Vertical	Pass
4	6607.130	55.11	74.0	18.89	Peak	286.00	400	Vertical	Pass
4**	6607.130	45.25	54.0	8.75	AV	286.00	400	Vertical	Pass
5	13432.394	55.18	74.0	18.82	Peak	216.00	100	Vertical	Pass
5**	13432.394	48.58	54.0	5.42	AV	216.00	100	Vertical	Pass
6	17414.772	56.06	74.0	17.94	Peak	270.00	200	Vertical	Pass
6**	17414.772	46.55	54.0	7.45	AV	270.00	200	Vertical	Pass

1 GHz to 18 GHz, ANT H 802.11ax40(SU) Middle Channel

No.	Frequency (MHz)	Results (dBuV/m)	Limit (dBuV/m)	Margin (dB)	Detector	Table (Degree)	Height (cm)	Antenna	Verdict
1	1330.234	46.38	74.0	27.62	Peak	6.00	200	Horizontal	Pass
1**	1330.234	37.12	54.0	16.88	AV	6.00	200	Horizontal	Pass
2	2996.880	52.24	74.0	21.76	Peak	191.00	100	Horizontal	Pass
2**	2996.880	40.68	54.0	13.32	AV	191.00	100	Horizontal	Pass
3	4936.105	50.49	74.0	23.51	Peak	184.00	200	Horizontal	Pass
3**	4936.105	42.35	54.0	11.65	AV	184.00	200	Horizontal	Pass
4	6808.665	52.40	74.0	21.60	Peak	20.00	300	Horizontal	Pass
4**	6808.665	46.77	54.0	7.23	AV	20.00	300	Horizontal	Pass
5	13413.421	53.00	74.0	21.00	Peak	206.00	200	Horizontal	Pass
5**	13413.421	44.27	54.0	9.73	AV	206.00	200	Horizontal	Pass
6	17423.955	53.35	74.0	20.65	Peak	332.00	200	Horizontal	Pass
6**	17423.955	46.01	54.0	7.99	AV	332.00	200	Horizontal	Pass

1 GHz to 18 GHz, ANT V 802.11ax40(SU) Middle Channel

No.	Frequency (MHz)	Results (dBuV/m)	Limit (dBuV/m)	Margin (dB)	Detector	Table (Degree)	Height (cm)	Antenna	Verdict
1	1329.149	44.34	74.0	29.66	Peak	334.00	400	Vertical	Pass
1**	1329.149	39.99	54.0	14.01	AV	334.00	400	Vertical	Pass
2	2983.553	48.85	74.0	25.15	Peak	320.00	100	Vertical	Pass
2**	2983.553	41.31	54.0	12.69	AV	320.00	100	Vertical	Pass
3	4850.480	47.65	74.0	26.35	Peak	272.00	200	Vertical	Pass
3**	4850.480	41.67	54.0	12.33	AV	272.00	200	Vertical	Pass
4	6604.658	57.27	74.0	16.73	Peak	207.00	100	Vertical	Pass
4**	6604.658	44.87	54.0	9.13	AV	207.00	100	Vertical	Pass
5	13436.718	54.58	74.0	19.42	Peak	329.00	300	Vertical	Pass
5**	13436.718	48.28	54.0	5.72	AV	329.00	300	Vertical	Pass
6	17416.052	58.52	74.0	15.48	Peak	293.00	300	Vertical	Pass
6**	17416.052	44.89	54.0	9.11	AV	293.00	300	Vertical	Pass

1 GHz to 18 GHz, ANT H 802.11ax40(SU) High Channel

No.	Frequency (MHz)	Results (dBuV/m)	Limit (dBuV/m)	Margin (dB)	Detector	Table (Degree)	Height (cm)	Antenna	Verdict
1	1331.373	47.45	74.0	26.55	Peak	162.00	400	Horizontal	Pass
1**	1331.373	35.05	54.0	18.95	AV	162.00	400	Horizontal	Pass
2	2995.299	50.97	74.0	23.03	Peak	325.00	400	Horizontal	Pass
2**	2995.299	41.41	54.0	12.59	AV	325.00	400	Horizontal	Pass
3	4935.126	51.52	74.0	22.48	Peak	288.00	200	Horizontal	Pass
3**	4935.126	44.12	54.0	9.88	AV	288.00	200	Horizontal	Pass
4	6810.552	56.23	74.0	17.77	Peak	96.00	300	Horizontal	Pass
4**	6810.552	47.08	54.0	6.92	AV	96.00	300	Horizontal	Pass
5	13407.576	55.76	74.0	18.24	Peak	294.00	100	Horizontal	Pass
5**	13407.576	45.13	54.0	8.87	AV	294.00	100	Horizontal	Pass
6	17425.774	57.08	74.0	16.92	Peak	166.00	300	Horizontal	Pass
6**	17425.774	46.27	54.0	7.73	AV	166.00	300	Horizontal	Pass

1 GHz to 18 GHz, ANT V 802.11ax40(SU) High Channel

No.	Frequency (MHz)	Results (dBuV/m)	Limit (dBuV/m)	Margin (dB)	Detector	Table (Degree)	Height (cm)	Antenna	Verdict
1	1335.634	45.54	74.0	28.46	Peak	171.00	200	Vertical	Pass
1**	1335.634	39.76	54.0	14.24	AV	171.00	200	Vertical	Pass
2	2981.481	49.65	74.0	24.35	Peak	256.00	400	Vertical	Pass
2**	2981.481	42.49	54.0	11.51	AV	256.00	400	Vertical	Pass
3	4855.601	50.62	74.0	23.38	Peak	230.00	200	Vertical	Pass
3**	4855.601	39.51	54.0	14.49	AV	230.00	200	Vertical	Pass
4	6606.705	55.30	74.0	18.70	Peak	81.00	400	Vertical	Pass
4**	6606.705	47.24	54.0	6.76	AV	81.00	400	Vertical	Pass
5	13431.386	56.48	74.0	17.52	Peak	279.00	100	Vertical	Pass
5**	13431.386	46.44	54.0	7.56	AV	279.00	100	Vertical	Pass
6	17413.954	57.11	74.0	16.89	Peak	328.00	400	Vertical	Pass
6**	17413.954	49.97	54.0	4.03	AV	328.00	400	Vertical	Pass

A.7 Band Edge (Restricted-band band-edge)

Note [1]: The lowest and highest channels are tested to verify the band edge emissions. Please refer to the following the plots for emissions values.

Note [2]: The test data all are tested in the vertical and horizontal antenna which the trace is max hold. So these plots have shown the worst case.

Note [3]: According the ANSI C63.10-2013, where limits are specified for both average and peak (or quasi-peak) detector functions, if the peak (or quasi-peak) measured value complies with the average limit, it is unnecessary to perform an average measurement.

Note [4]: All antenna were pre tested, but only the worst case has been reported in this report.

Note [5]: All the configurations were pre tested, only the worst configuration has been reported in this report.

Test Data

SISO-Antenna 8

802.11b LOW CHANNEL

No.	Frequency (MHz)	Results (dBuV/m)	Limit (dBuV/m)	Margin (dB)	Detector	Table (Degree)	Height (cm)	Antenna	Verdict
1	2385.055	58.74	74.0	15.26	Peak	305.00	100	Horizontal	Pass
1**	2385.055	49.89	54.0	4.11	AV	305.00	100	Horizontal	Pass
2	2390.000	54.09	74.0	19.91	Peak	174.00	300	Horizontal	Pass
2**	2390.000	46.01	54.0	7.99	AV	174.00	300	Horizontal	Pass

802.11b HIGH CHANNEL

No.	Frequency (MHz)	Results (dBuV/m)	Limit (dBuV/m)	Margin (dB)	Detector	Table (Degree)	Height (cm)	Antenna	Verdict
1	2483.500	56.76	74.0	17.24	Peak	296.00	300	Horizontal	Pass
1**	2483.500	44.27	54.0	9.73	AV	296.00	300	Horizontal	Pass
2	2487.104	59.6	74.0	14.40	Peak	1.00	200	Horizontal	Pass
2**	2487.104	46.2	54.0	7.80	AV	1.00	200	Horizontal	Pass

802.11g LOW CHANNEL

No.	Frequency (MHz)	Results (dBuV/m)	Limit (dBuV/m)	Margin (dB)	Detector	Table (Degree)	Height (cm)	Antenna	Verdict
1	2385.923	57.61	74.0	16.39	Peak	214.00	100	Horizontal	Pass
1**	2385.923	48.03	54.0	5.97	AV	214.00	100	Horizontal	Pass
2	2390.000	57.17	74.0	16.83	Peak	318.00	300	Horizontal	Pass
2**	2390.000	43.7	54.0	10.30	AV	318.00	300	Horizontal	Pass

802.11g HIGH CHANNEL

No.	Frequency (MHz)	Results (dBuV/m)	Limit (dBuV/m)	Margin (dB)	Detector	Table (Degree)	Height (cm)	Antenna	Verdict
1	2483.500	57.54	74.0	16.46	Peak	25.00	100	Horizontal	Pass
1**	2483.500	47	54.0	7.00	AV	25.00	100	Horizontal	Pass
2	2486.096	59.23	74.0	14.77	Peak	250.00	100	Horizontal	Pass
2**	2486.096	49.65	54.0	4.35	AV	250.00	100	Horizontal	Pass

802.11n20 LOW CHANNEL

No.	Frequency (MHz)	Results (dBuV/m)	Limit (dBuV/m)	Margin (dB)	Detector	Table (Degree)	Height (cm)	Antenna	Verdict
1	2386.243	57.16	74.0	16.84	Peak	110.00	200	Horizontal	Pass
1**	2386.243	51.03	54.0	2.97	AV	110.00	200	Horizontal	Pass
2	2390.000	55.77	74.0	18.23	Peak	55.00	100	Horizontal	Pass
2**	2390.000	44.54	54.0	9.46	AV	55.00	100	Horizontal	Pass

802.11n20 HIGH CHANNEL

No.	Frequency (MHz)	Results (dBuV/m)	Limit (dBuV/m)	Margin (dB)	Detector	Table (Degree)	Height (cm)	Antenna	Verdict
1	2483.500	53.88	74.0	20.12	Peak	311.00	300	Horizontal	Pass
1**	2483.500	44.82	54.0	9.18	AV	311.00	300	Horizontal	Pass
2	2488.494	59.12	74.0	14.88	Peak	183.00	200	Horizontal	Pass
2**	2488.494	46.58	54.0	7.42	AV	183.00	200	Horizontal	Pass

802.11n40 LOW CHANNEL

No.	Frequency (MHz)	Results (dBuV/m)	Limit (dBuV/m)	Margin (dB)	Detector	Table (Degree)	Height (cm)	Antenna	Verdict
1	2385.934	58.55	74.0	15.45	Peak	214.00	100	Horizontal	Pass
1**	2385.934	48.15	54.0	5.85	AV	214.00	100	Horizontal	Pass
2	2390.000	54.38	74.0	19.62	Peak	47.00	100	Horizontal	Pass
2**	2390.000	46.96	54.0	7.04	AV	47.00	100	Horizontal	Pass

802.11n40 HIGH CHANNEL

No.	Frequency (MHz)	Results (dBuV/m)	Limit (dBuV/m)	Margin (dB)	Detector	Table (Degree)	Height (cm)	Antenna	Verdict
1	2483.500	57.45	74.0	16.55	Peak	220.00	100	Horizontal	Pass
1**	2483.500	48.09	54.0	5.91	AV	220.00	100	Horizontal	Pass
2	2488.150	57.06	74.0	16.94	Peak	266.00	200	Horizontal	Pass
2**	2488.150	49.61	54.0	4.39	AV	266.00	200	Horizontal	Pass

802.11ax20(SU) LOW CHANNEL

No.	Frequency (MHz)	Results (dBuV/m)	Limit (dBuV/m)	Margin (dB)	Detector	Table (Degree)	Height (cm)	Antenna	Verdict
1	2385.753	57.96	74.0	16.04	Peak	292.00	200	Horizontal	Pass
1**	2385.753	49.93	54.0	4.07	AV	292.00	200	Horizontal	Pass
2	2390.000	57.04	74.0	16.96	Peak	16.00	300	Horizontal	Pass
2**	2390.000	46.18	54.0	7.82	AV	16.00	300	Horizontal	Pass

802.11ax20(SU) HIGH CHANNEL

No.	Frequency (MHz)	Results (dBuV/m)	Limit (dBuV/m)	Margin (dB)	Detector	Table (Degree)	Height (cm)	Antenna	Verdict
1	2483.500	56.84	74.0	17.16	Peak	284.00	100	Horizontal	Pass
1**	2483.500	45.16	54.0	8.84	AV	284.00	100	Horizontal	Pass
2	2486.795	56.63	74.0	17.37	Peak	210.00	300	Horizontal	Pass
2**	2486.795	49.08	54.0	4.92	AV	210.00	300	Horizontal	Pass

802.11ax40(SU) LOW CHANNEL

No.	Frequency (MHz)	Results (dBuV/m)	Limit (dBuV/m)	Margin (dB)	Detector	Table (Degree)	Height (cm)	Antenna	Verdict
1	2384.975	57.97	74.0	16.03	Peak	337.00	100	Horizontal	Pass
1**	2384.975	48.94	54.0	5.06	AV	337.00	100	Horizontal	Pass
2	2390.000	55.14	74.0	18.86	Peak	99.00	100	Horizontal	Pass
2**	2390.000	44.01	54.0	9.99	AV	99.00	100	Horizontal	Pass

802.11ax40(SU) HIGH CHANNEL

No.	Frequency (MHz)	Results (dBuV/m)	Limit (dBuV/m)	Margin (dB)	Detector	Table (Degree)	Height (cm)	Antenna	Verdict
1	2483.500	54.9	74.0	19.10	Peak	197.00	200	Horizontal	Pass
1**	2483.500	45.86	54.0	8.14	AV	197.00	200	Horizontal	Pass
2	2488.070	57.65	74.0	16.35	Peak	121.00	200	Horizontal	Pass
2**	2488.070	48.43	54.0	5.57	AV	121.00	200	Horizontal	Pass

802.11ax20(RU26) LOW CHANNEL

No.	Frequency (MHz)	Results (dBuV/m)	Limit (dBuV/m)	Margin (dB)	Detector	Table (Degree)	Height (cm)	Antenna	Verdict
1	2382.463	57.62	74.0	16.38	Peak	151.00	200	Horizontal	Pass
1**	2382.463	48.14	54.0	5.86	AV	151.00	200	Horizontal	Pass
2	2390.000	56.47	74.0	17.53	Peak	8.00	300	Horizontal	Pass
2**	2390.000	45.58	54.0	8.42	AV	8.00	300	Horizontal	Pass

802.11ax20(RU26) HIGH CHANNEL

No.	Frequency (MHz)	Results (dBuV/m)	Limit (dBuV/m)	Margin (dB)	Detector	Table (Degree)	Height (cm)	Antenna	Verdict
1	2483.500	56.08	74.0	17.92	Peak	120.00	300	Horizontal	Pass
1**	2483.500	46.61	54.0	7.39	AV	120.00	300	Horizontal	Pass
2	2490.055	56.11	74.0	17.89	Peak	49.00	100	Horizontal	Pass
2**	2490.055	46.49	54.0	7.51	AV	49.00	100	Horizontal	Pass

802.11ax40(RU26) LOW CHANNEL

No.	Frequency (MHz)	Results (dBuV/m)	Limit (dBuV/m)	Margin (dB)	Detector	Table (Degree)	Height (cm)	Antenna	Verdict
1	2382.942	56.58	74.0	17.42	Peak	149.00	200	Horizontal	Pass
1**	2382.942	50	54.0	4.00	AV	149.00	200	Horizontal	Pass
2	2390.000	54.6	74.0	19.40	Peak	276.00	300	Horizontal	Pass
2**	2390.000	47.11	54.0	6.89	AV	276.00	300	Horizontal	Pass

802.11ax40(RU26) HIGH CHANNEL

No.	Frequency (MHz)	Results (dBuV/m)	Limit (dBuV/m)	Margin (dB)	Detector	Table (Degree)	Height (cm)	Antenna	Verdict
1	2483.500	54.52	74.0	19.48	Peak	276.00	100	Horizontal	Pass
1**	2483.500	47.57	54.0	6.43	AV	276.00	100	Horizontal	Pass
2	2489.575	56.52	74.0	17.48	Peak	360.00	100	Horizontal	Pass
2**	2489.575	47.89	54.0	6.11	AV	360.00	100	Horizontal	Pass

A.8 Power Spectral Density (PSD)

Note: All antenna were pre tested, but only the worst case has been reported in this report.

SISO-Antenna 8

Test Data

802.11b Mode:

Channel	Spectral power density (dBm/3kHz)	Limit (dBm/3kHz)
Low	-4.56	8
Middle	-5.51	8
High	-5.85	8

802.11g Mode:

Channel	Spectral power density (dBm/3kHz)	Limit (dBm/3kHz)
Low	-7.65	8
Middle	-7.60	8
High	-8.52	8

802.11n-20 MHz Mode:

Channel	Spectral power density (dBm/3kHz)	Limit (dBm/3kHz)
Low	-8.18	8
Middle	-7.32	8
High	-8.01	8

802.11n-40 MHz Mode:

Channel	Spectral power density (dBm/3kHz)	Limit (dBm/3kHz)
Low	-10.44	8
Middle	-10.61	8
High	-11.53	8

802.11ax-20 MHz(SU) Mode:

Channel	Spectral power density (dBm/3kHz)	Limit (dBm/3kHz)
Low	-9.53	8
Middle	-9.64	8
High	-9.21	8

802.11ax-40 MHz(SU) Mode:

Channel	Spectral power density (dBm/3kHz)	Limit (dBm/3kHz)
Low	-10.83	8
Middle	-11.64	8
High	-12.23	8

802.11ax-20 MHz(RU26) Mode:

Channel	Spectral power density (dBm/3kHz)	Limit (dBm/3kHz)
Low	-0.46	8
Middle	-1.30	8
High	-2.69	8

802.11ax-20 MHz(RU52) Mode:

Channel	Spectral power density (dBm/3kHz)	Limit (dBm/3kHz)
Low	-4.10	8
Middle	-3.20	8
High	-3.74	8

802.11ax-20 MHz(RU106) Mode:

Channel	Spectral power density (dBm/3kHz)	Limit (dBm/3kHz)
Low	-5.25	8
Middle	-6.35	8
High	-7.21	8

802.11ax-40 MHz(RU26) Mode:

Channel	Spectral power density (dBm/3kHz)	Limit (dBm/3kHz)
Low	-1.86	8
Middle	-0.58	8
High	-2.06	8

802.11ax-40 MHz(RU52) Mode:

Channel	Spectral power density (dBm/3kHz)	Limit (dBm/3kHz)
Low	-2.09	8
Middle	-4.39	8
High	-2.49	8

802.11ax-40 MHz(RU106) Mode:

Channel	Spectral power density (dBm/3kHz)	Limit (dBm/3kHz)
Low	-7.01	8
Middle	-5.56	8
High	-6.13	8

802.11ax-40 MHz(RU242) Mode:

Channel	Spectral power density (dBm/3kHz)	Limit (dBm/3kHz)
Low	-10.92	8
Middle	-10.28	8
High	-9.57	8

Test Plots

802.11b LOW CHANNEL

802.11b MIDDLE CHANNEL

802.11b HIGH CHANNEL

802.11g LOW CHANNEL

802.11g MIDDLE CHANNEL

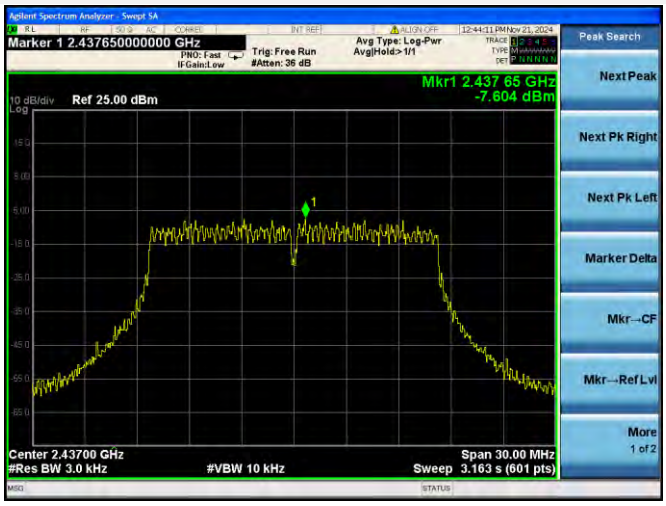

802.11g HIGH CHANNEL

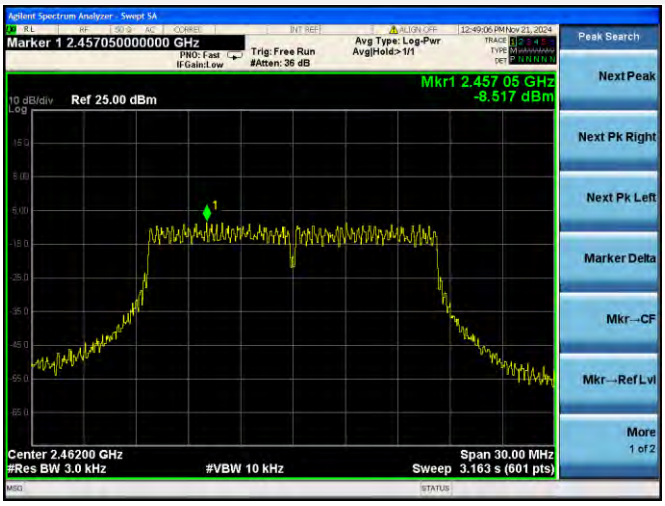

802.11n-20 MHz LOW CHANNEL

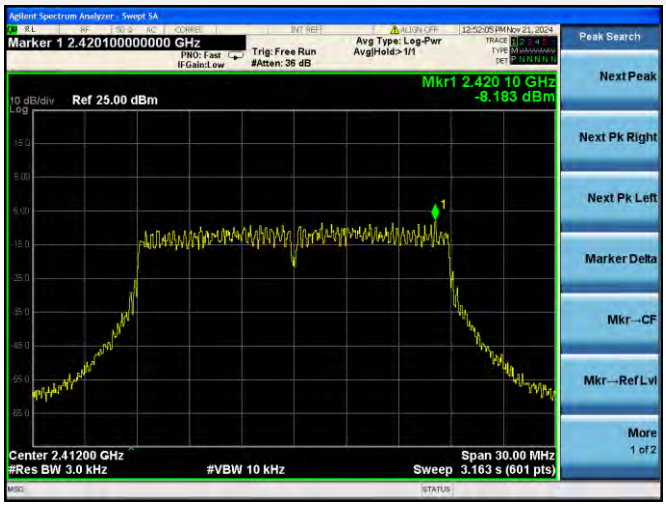

802.11n-20 MHz MIDDLE CHANNEL

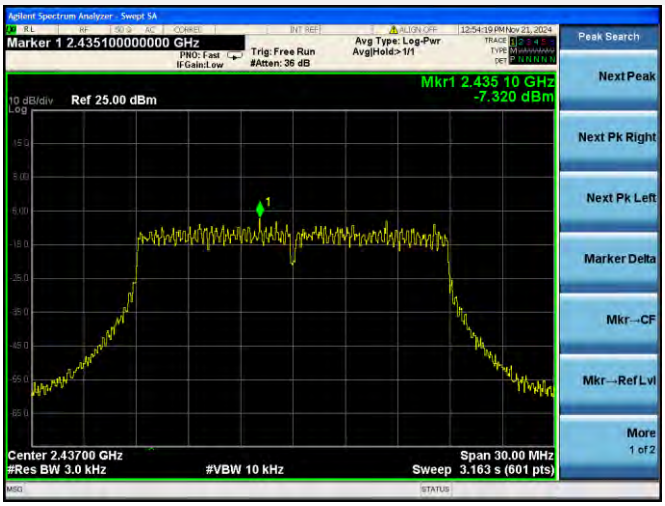

802.11n-20 MHz HIGH CHANNEL

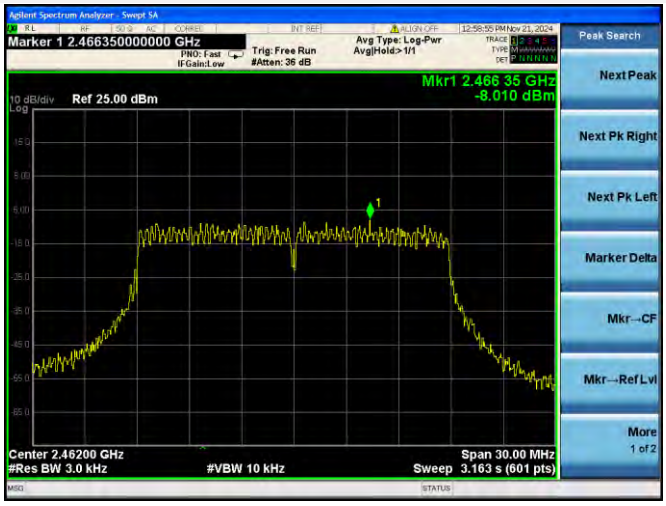

802.11n-40 MHz LOW CHANNEL

802.11n-40 MHz MIDDLE CHANNEL

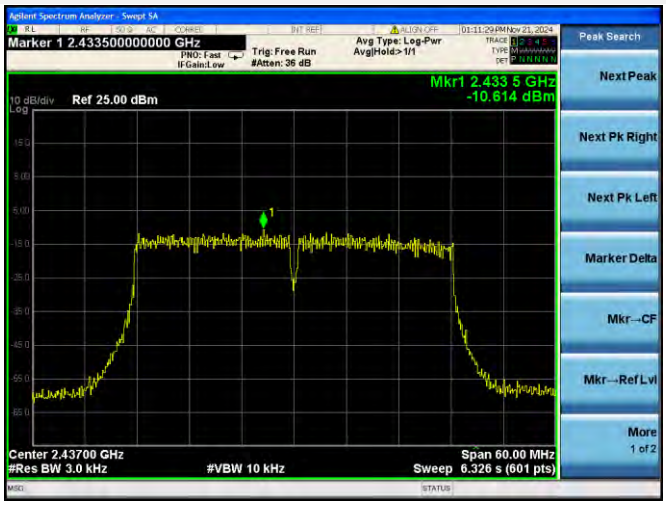

802.11n-40 MHz HIGH CHANNEL

802.11ax-20 MHz(SU) LOW CHANNEL

802.11ax-20 MHz(SU) MIDDLE CHANNEL

802.11ax-20 MHz(SU) HIGH CHANNEL

802.11ax-40 MHz(SU) LOW CHANNEL

802.11ax-40 MHz(SU) MIDDLE CHANNEL

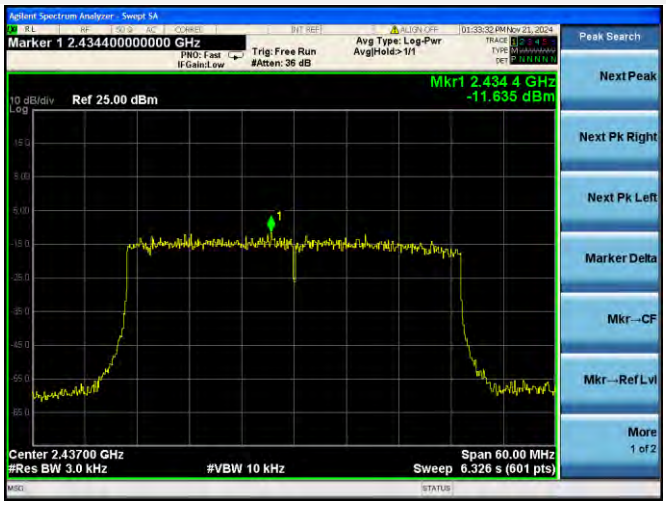

802.11ax-40 MHz(SU) HIGH CHANNEL

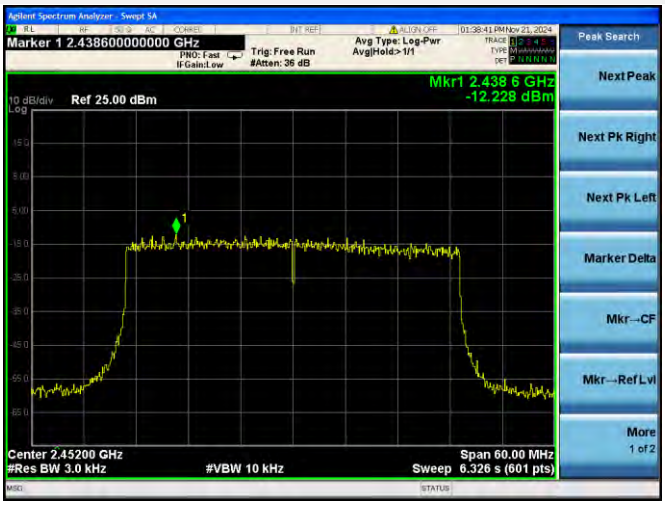

802.11ax-20 MHz(RU26) LOW CHANNEL

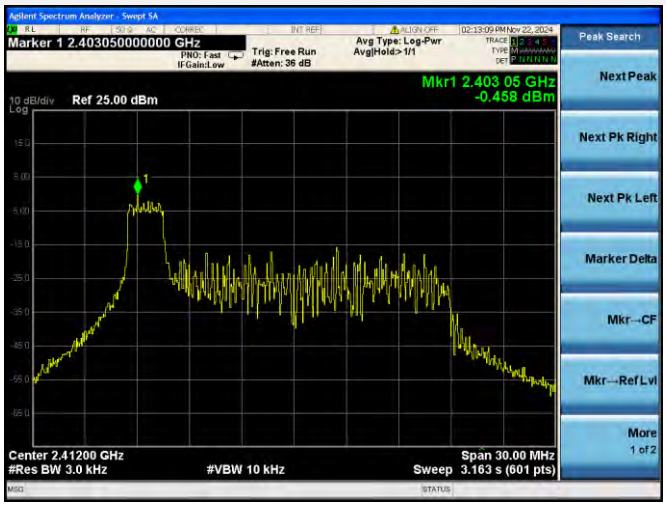

802.11ax-20 MHz(RU26) MIDDLE CHANNEL

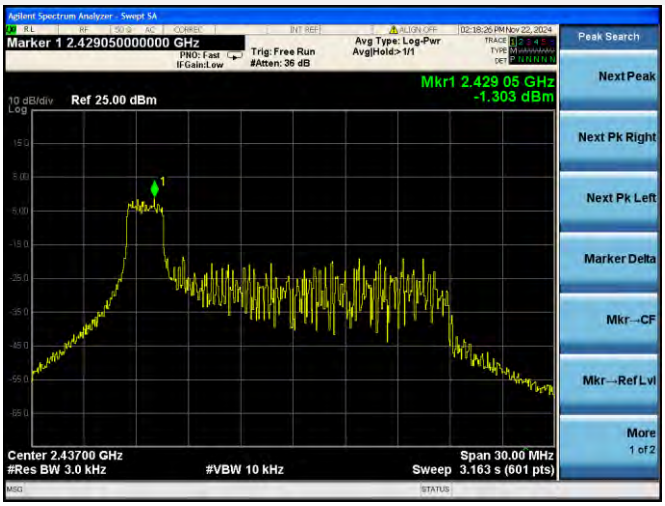

802.11ax-20 MHz(RU26) HIGH CHANNEL

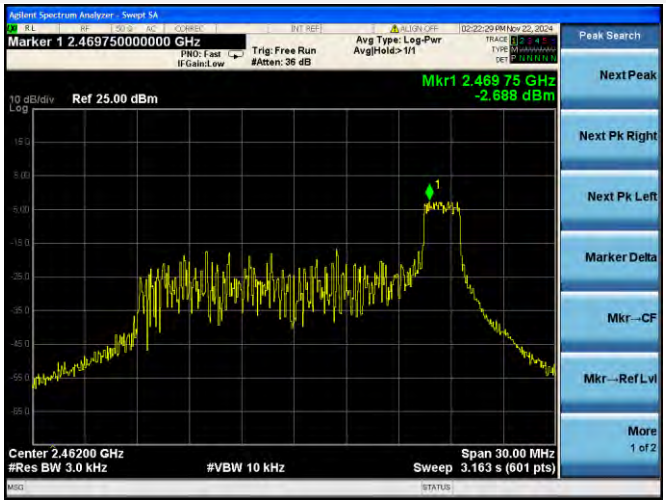

802.11ax-20 MHz(RU52) LOW CHANNEL

802.11ax-20 MHz(RU52) MIDDLE CHANNEL

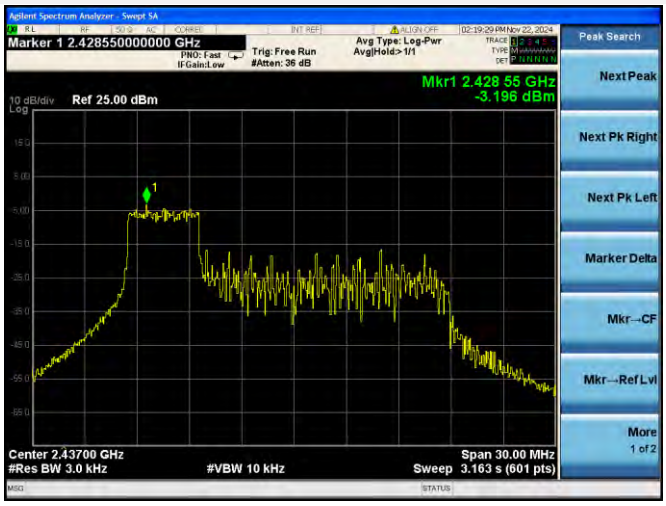

802.11ax-20 MHz(RU52) HIGH CHANNEL

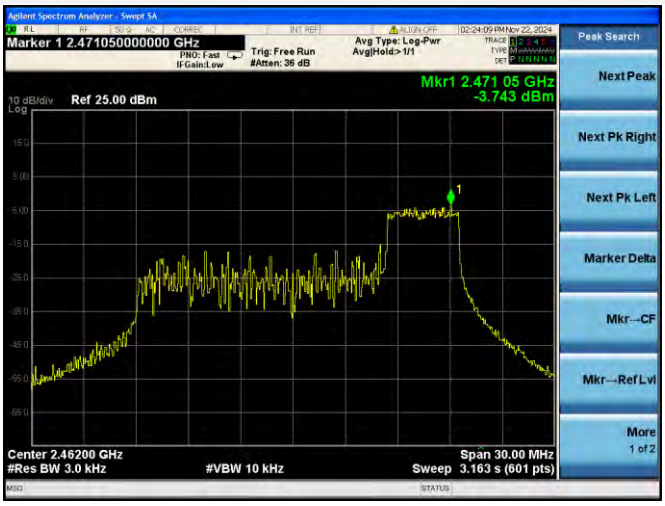

802.11ax-20 MHz(RU106) LOW CHANNEL

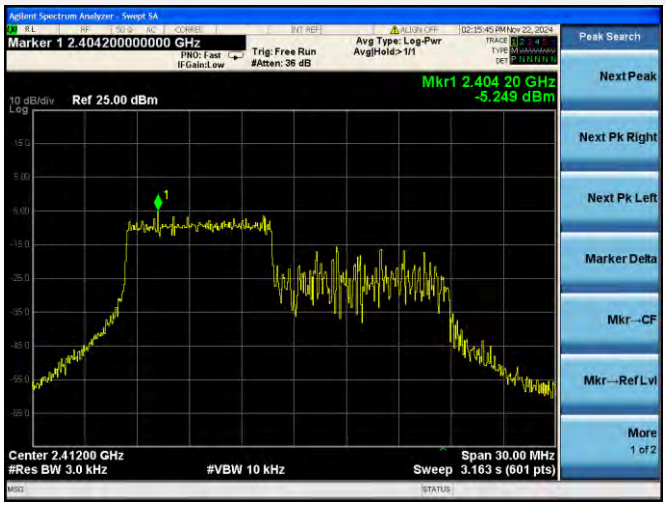

802.11ax-20 MHz(RU106) MIDDLE CHANNEL

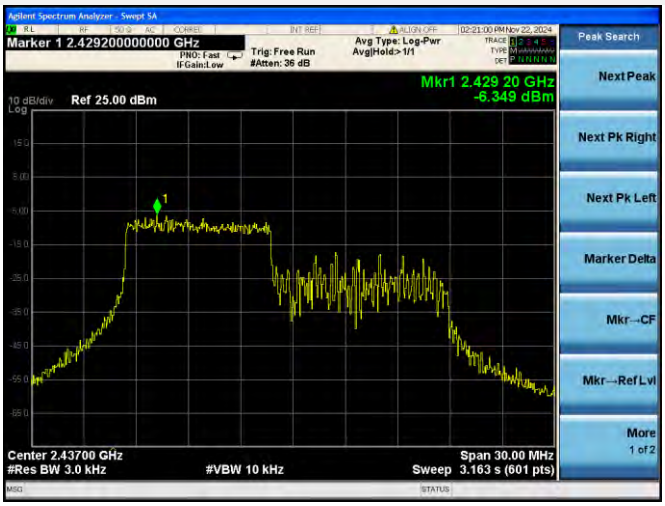

802.11ax-20 MHz(RU106) HIGH CHANNEL

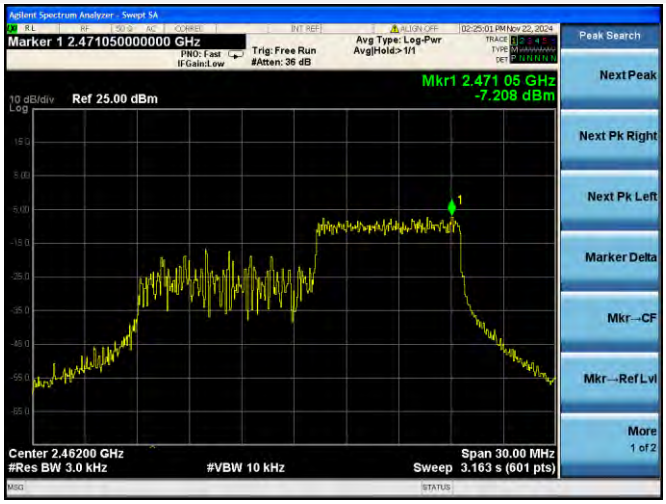

802.11ax-40 MHz(RU26) LOW CHANNEL

802.11ax-40 MHz(RU26) MIDDLE CHANNEL

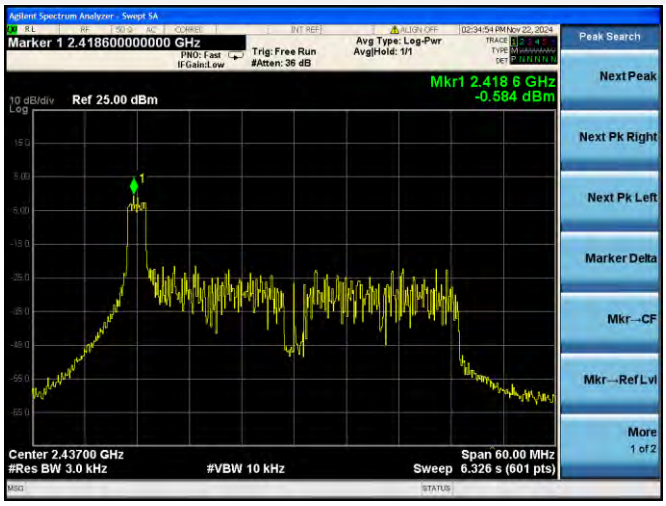

802.11ax-40 MHz(RU26) HIGH CHANNEL

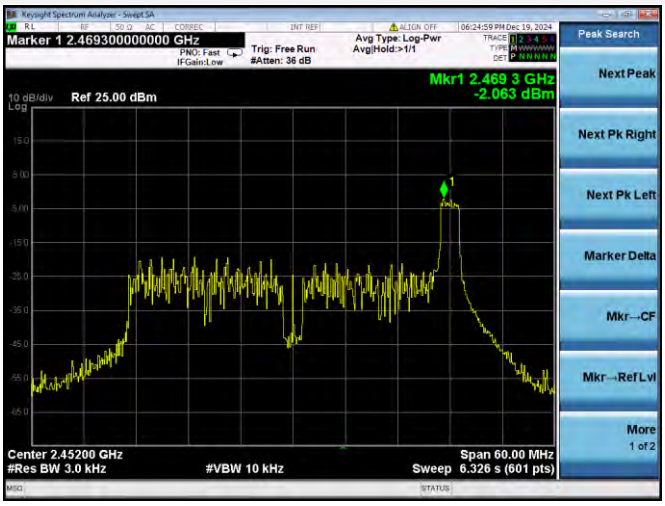

802.11ax-40 MHz(RU52) LOW CHANNEL

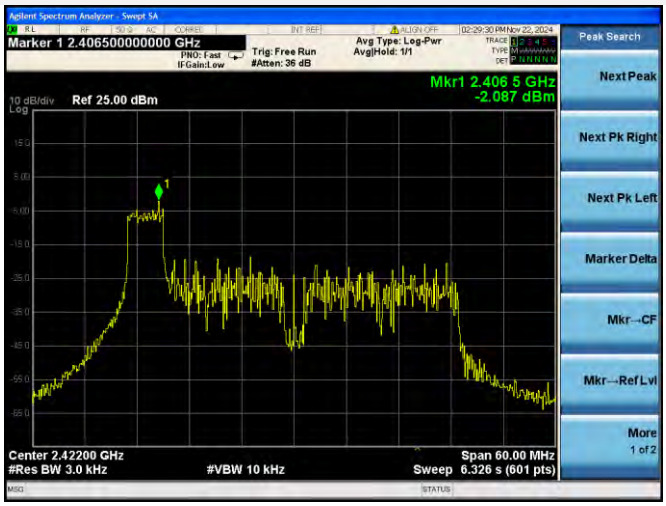

802.11ax-40 MHz(RU52) MIDDLE CHANNEL

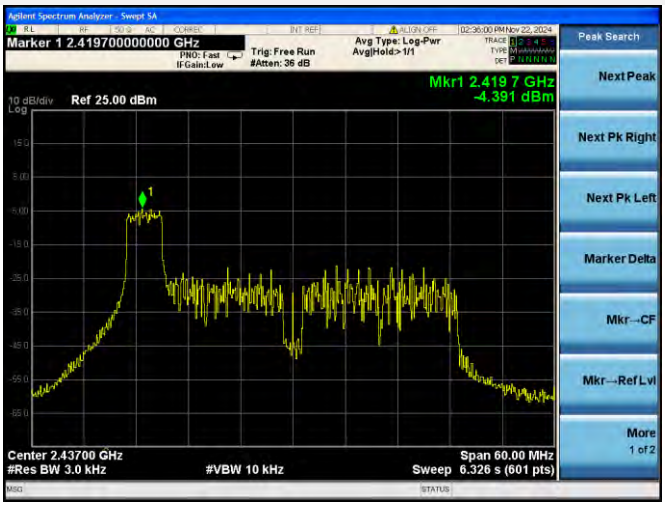

802.11ax-40 MHz(RU52) HIGH CHANNEL

802.11ax-40 MHz(RU106) LOW CHANNEL

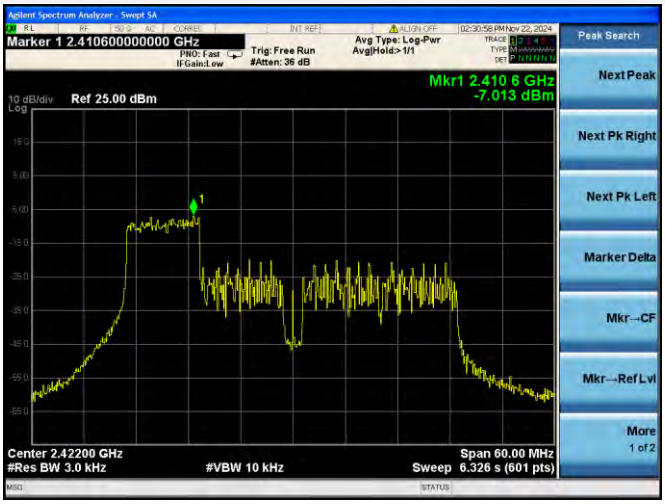

802.11ax-40 MHz(RU106) MIDDLE CHANNEL

802.11ax-40 MHz(RU106) HIGH CHANNEL

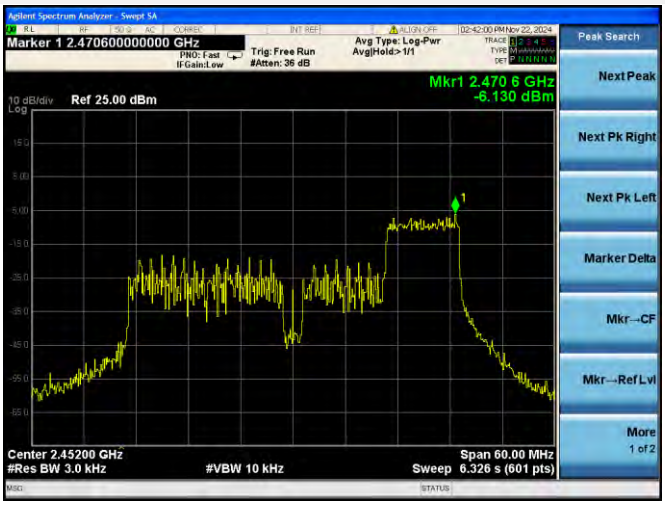

802.11ax-40 MHz(RU242) LOW CHANNEL

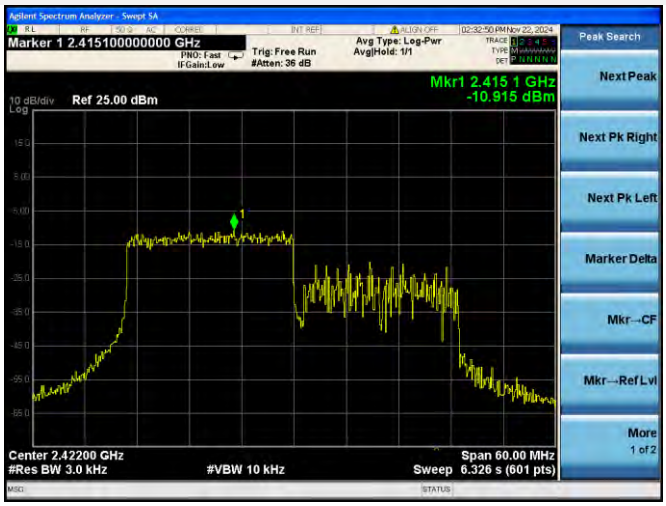

802.11ax-40 MHz(RU242) MIDDLE CHANNEL

802.11ax-40 MHz(RU242) HIGH CHANNEL

ANNEX B TEST SETUP PHOTOS

Please refer the document “BL-SZ24B0764-AR.PDF”.

ANNEX C EUT EXTERNAL PHOTOS

Please refer the document “BL-SZ24B0764-AW.PDF”.

ANNEX D EUT INTERNAL PHOTOS

Please refer the document “BL-SZ24B0764-AI.PDF”.

Statement

1. The laboratory guarantees the scientificity, accuracy and impartiality of the test, and is responsible for all the information in the report, except the information provided by the customer. The customer is responsible for the impact of the information provided on the validity of the results.
2. The report without China inspection body and laboratory Mandatory Approval (CMA) mark has no effect of proving to the society.
3. For the report with CNAS mark or A2LA mark, the items marked with "☆" are not within the accredited scope.
4. This report is invalid if it is altered, without the signature of the testing and approval personnel, or without the “inspection and testing dedicated stamp” or test report stamp.
5. The test data and results are only valid for the tested samples provided by the customer.
6. This report shall not be partially reproduced without the written permission of the laboratory.
7. Any objection shall be raised to the laboratory within 30 days after receiving the report.

--END OF REPORT--