TEST REPORT

Applicant:	Janam Technologies LLC
Address:	999 South Oyster Bay Rd Suite 409 Bethpage, NY 11714
Equipment Type:	Mobile Computer
Model Name:	XT4
Brand Name:	Janam
FCC ID:	UTWXT4WA
ISED Number:	6914A-XT4WA
Test Standard:	47 CFR Part 15 Subpart E RSS-Gen Issue 5 RSS-248 Issue 3 (refer to section 3.1)
Sample Arrival Date:	Nov. 15, 2024
Test Date:	Nov. 19, 2024 - Dec. 12, 2024
Date of Issue:	May 12, 2025

ISSUED BY:

Shenzhen BALUN Technology Co., Ltd.

Tested by: Julie Zhu

Checked by: Ye Hongji

Approved by: Sunny Zou

(Technical Director)

Revision History

Version	Issue Date	Revisions
Rev. 01	May 12, 2025	Initial Issue

TABLE OF CONTENTS

1 GENERAL INFORMATION 4
1.1 Test Laboratory 4
1.2 Test Location 4
2 PRODUCT INFORMATION 5
2.1 Applicant Information 5
2.2 Manufacturer Information 5
2.3 General Description for Equipment under Test (EUT) 5
2.4 Technical Information 6
2.5 Channel List 10
3 SUMMARY OF TEST RESULTS 15
3.1 Test Standards 15
3.2 Test Verdict 15
4 GENERAL TEST CONFIGURATIONS 16
4.1 Test Environments 16
4.2 Test Equipment List 16
4.3 Test Software List 17
4.4 Measurement Uncertainty 17
4.5 Description of Test Setup 18
5 TEST ITEMS 21
5.1 RF Output Power 21
5.2 Emission Bandwidth & 99% Bandwidth 23
5.3 Power Spectral density (PSD) 24
5.4 Conducted Emission 25
5.5 Radiated Spurious Emissions and Band Edge (Restricted-band) 26

5.6 Contention Based Protocol 31
5.7 In-Band Emissions 32
ANNEX A TEST RESULT 34
A.1 RF Output Power 34
A.2 Emission Bandwidth & 99% Bandwidth 119
A.3 Power Spectral Density 121
A.4 Conducted Emissions 138
A.5 Radiated Spurious Emissions and Band Edge (Restricted-band) 140
A.6 Contention Based Protocol 215
A.7 In-Band Emissions 231
ANNEX B TEST SETUP PHOTOS 264
ANNEX C EUT EXTERNAL PHOTOS 264
ANNEX D EUT INTERNAL PHOTOS 264

1 GENERAL INFORMATION

1.1 Test Laboratory

Name	Shenzhen BALUN Technology Co., Ltd.
Address	Block B, 1/F, Baisha Science and Technology Park, Shahe Xi Road, Nanshan District, Shenzhen, Guangdong Province, P. R. China
Phone Number	+86 755 6685 0100

1.2 Test Location

Name	Shenzhen BALUN Technology Co., Ltd.
Location	☑ Block B, 1/F, Baisha Science and Technology Park, Shahe Xi Road, Nanshan District, Shenzhen, Guangdong Province, P. R. China
	☐ 1/F, Building B, Ganghongji High-tech Intelligent Industrial Park, No. 1008, Songbai Road, Yangguang Community, Xili Sub-district, Nanshan District, Shenzhen, Guangdong Province, P. R. China
Accreditation Certificate	The laboratory is a testing organization accredited by FCC as a accredited testing laboratory. The designation number is CN1196. The laboratory has been listed by Industry Canada to perform electromagnetic emission measurements. The recognition numbers of test site are 11524A.

2 PRODUCT INFORMATION

2.1 Applicant Information

Applicant	Janam Technologies LLC
Address	999 South Oyster Bay Rd Suite 409 Bethpage, NY 11714

2.2 Manufacturer Information

Manufacturer	Janam Technologies LLC
Address	999 South Oyster Bay Rd Suite 409 Bethpage, NY 11714

2.3 General Description for Equipment under Test (EUT)

EUT Name	Mobile Computer
Model Name Under Test	XT4
Series Model Name	N/A
Description of Model name differentiation	N/A
Serial Number	8A24410001
Hardware Version	QDC537
Software Version	XT4_CN_XX_WE__DS__R01_D_250109_01
Dimensions (Approx.)	N/A
Weight (Approx.)	N/A

2.4 Technical Information

Network and Wireless connectivity	2G Network GPRS/EDGE 850/1900 3G Network WCDMA/HSDPA/HSUPA Band 2/4/5 4G Network FDD LTE Band 2/4/5/7/12/13/14/17/25/26/66/71 TDD LTE Band 38/41/42/43/48 5G Network SA: NR n2/n5/n7/n12/n13/n14/n25/n26/n38/n41/n48/n66/n71/n77/n78 NSA(EN-DC): DC_2A_n5A, DC_2A_n41A, DC_2A_n66A, DC_2A_n71A, DC_2A_n78A, DC_5A_n2A, DC_5A_n7A, DC_5A_n48A, DC_5A_n66A, DC_5A_n78A, DC_7A_n5A, DC_7A_n66A, DC_7A_n77A, DC_7A_n78A, DC_12A_n2A, DC_12A_n25A, DC_12A_n66A, DC_13A_n2A, DC_13A_n48A, DC_13A_n66A, DC_26A_n41A, DC_26A_n78A, DC_48A_n5A, DC_48A_n55A, DC_66A_n2A, DC_66A_n5A, DC_66A_n7A, DC_66A_n25A, DC_66A_n41A, DC_66A_n48A, DC_66A_n71A, DC_66A_n78A Bluetooth (BR+EDR+BLE) WIFI 802.11a, 802.11b, 802.11g, 802.11n(HT20/40), 802.11ac(VHT20/40/80/160) and 802.11ax(HE20/40/80/160) GPS, GLONASS, Galileo, BDS, NFC

The requirement for the following technical information of the EUT was tested in this report:

Frequency Range	U-NII-5: 5925 MHz to 6425 MHz, U-NII-6: 6425 MHz to 6525 MHz, U-NII-7: 6525 MHz to 6875 MHz, U-NII-8: 6875 MHz to 7125 MHz
Product Type	☐ Mobile ☒ Portable ☐ Fix Location Indoor for IC standard
Modulation technology	OFDM, OFDMA
Modulation Type	1024QAM, 256QAM, 64QAM, 16QAM, BPSK, QPSK
Transfer Rate (Mbps) (Single RF path)	802.11ax up to 1201 Mbps
Channel Bandwidth	802.11ax: 20 MHz, 40 MHz, 80 MHz, 160MHz
Maximum Output Power	indoor-client: U-NII-5: 47.86 mW U-NII-6: 47.42 mW U-NII-7: 45.08 mW U-NII-8: 38.02 mW standard-client: U-NII-5: 49.66 mW U-NII-7: 49.77 mW
Antenna System (eg., MIMO, Smart Antenna)	Multi Input Multi Output (MIMO) for 802.11ax

Categorization as Correlated or Completely Uncorrelated		Categorization as Uncorrelated for 802.11ax
Antenna Type	SISO-Antenna 8	PIFA Antenna
	SISO-Antenna 9	
Antenna Gain	SISO-Antenna 8	U-NII-5: 5925 MHz to 6425 MHz: -0.71 dBi U-NII-6: 6425 MHz to 6525 MHz: 1.13 dBi U-NII-7: 6525 MHz to 6875 MHz: 1.13 dBi U-NII-8: 6875 MHz to 7125 MHz: -3.33 dBi
	SISO-Antenna 9	U-NII-5: 5925 MHz to 6425 MHz: -3.54 dBi U-NII-6: 6425 MHz to 6525 MHz: -3.62 dBi U-NII-7: 6525 MHz to 6875 MHz: -3.72 dBi U-NII-8: 6875 MHz to 7125 MHz: -4.06 dBi
Total directional gain	For power spectral density(PSD) measurements	Correlated: U-NII-5: 5925 MHz to 6425 MHz: 1.00 dBi U-NII-6: 6425 MHz to 6525 MHz: 2.09 dBi U-NII-7: 6525 MHz to 6875 MHz: 2.05 dBi U-NII-8: 6875 MHz to 7125 MHz: -0.68 dBi Formulas: Directional gain = 10 log[$(10^{G1/20} + 10^{G2/20} + \ldots + 10^{GN/20})^2$ /NANT] dBi Uncorrelated: U-NII-5: 5925 MHz to 6425 MHz: -1.90 dBi U-NII-6: 6425 MHz to 6525 MHz: -0.63 dBi U-NII-7: 6525 MHz to 6875 MHz: -0.65 dBi U-NII-8: 6875 MHz to 7125 MHz: -3.68 dBi Formulas: Directional gain = 10 log[$(10^{G1/10} + 10^{G2/10} + \ldots + 10^{GN/10})$/NANT] dBi
	For power measurements	Correlated: U-NII-5: 5925 MHz to 6425 MHz: 1.00 dBi U-NII-6: 6425 MHz to 6525 MHz: 2.09 dBi U-NII-7: 6525 MHz to 6875 MHz: 2.05 dBi U-NII-8: 6875 MHz to 7125 MHz: -0.68 dBi Formulas: Directional gain = 10 log[$(10^{G1/20} + 10^{G2/20} + \ldots + 10^{GN/20})^2$ /NANT] dBi Uncorrelated: U-NII-5: 5925 MHz to 6425 MHz: -1.90 dBi U-NII-6: 6425 MHz to 6525 MHz: -0.63 dBi U-NII-7: 6525 MHz to 6875 MHz: -0.65 dBi U-NII-8: 6875 MHz to 7125 MHz: -3.68 dBi Formulas: Directional gain = 10 log[$(10^{G1/10} + 10^{G2/10} + \ldots + 10^{GN/10})$/NANT] dBi
About the Product		The equipment is Mobile Computer, intended for used with

	information technology equipment.

Mode	Antenna		
	SISO-Antenna 8	SISO-Antenna 9	MIMO
802.11ax20	√	√	√
802.11ax40	√	√	√
802.11ax80	√	√	√
802.11ax160	√	√	√
Note: All the configurations were tested, but only the worst data was shown in this report.			

802.11ax RU configuration table							
Mode	Full RU (SU)	RU_26	RU_52	RU_106	RU_242	RU_484	RU_996
802.11ax20	√	√	√	√	--	--	--
802.11ax40	√	√	√	√	√	--	--
802.11ax80	√	√	√	√	√	√	--
802.11ax160	√	√	√	√	√	√	√

Note: The above EUT information in section 2.4 was declared by manufacturer and for more detailed features description, please refer to the manufacturer's specifications or user's manual.

2.5 Channel List

20 MHz		40 MHz		80 MHz		160 MHz	
Channel Number	Frequency (MHz)	Channel Number	Frequency (MHz)	Channel Number	Frequency (MHz)	Channel Number	Frequency (MHz)
1	**5955**	**3**	**5965**	**7**	**5985**	**15**	**6025**
5	5975	11	6005	23	6065	**47**	**6185**
9	5995	19	6045	**39**	**6145**	**79**	**6345**
13	6015	27	6085	55	6225	**111**	**6505**
17	6035	35	6125	71	6305	**143**	**6665**
21	6055	**43**	**6165**	**87**	**6385**	**175**	**6825**
25	6075	51	6205	**103**	**6465**	**207**	**6985**
29	6095	59	6245	**119**	**6545**		
33	6115	67	6285	**135**	**6625**		
37	6135	75	6325	**151**	**6705**		
41	6155	83	6365	**167**	**6785**		
45	**6175**	**91**	**6405**	**183**	**6865**		
49	6195	**99**	**6445**	**199**	**6945**		
53	6215	**107**	**6485**	**215**	**7025**		
57	6235	115	6525				
61	6255	**123**	**6565**				
65	6275	131	6605				
69	6295	139	6645				
73	6315	**147**	**6685**				
77	6335	155	6725				
81	6355	163	6765				
85	6375	171	6805				
89	6395	**179**	**6845**				
93	**6415**	**187**	**6885**				
97	6435	195	6925				
101	6455	203	6965				
105	**6475**	**211**	**7005**				
109	6495	219	7045				
113	**6515**	**227**	**7085**				
117	**6535**						
121	6555						
125	6575						
129	6595						
133	6615						
137	6635						
141	6655						
145	6675						
149	6695						

153	**6715**						
157	6735						
161	6755						
165	6775						
169	6795						
173	6815						
177	6835						
181	**6855**						
185	**6875**						
189	**6895**						
193	6915						
197	6935						
201	6955						
205	6975						
209	**6995**						
213	7015						
217	7035						
221	7055						
225	7075						
229	**7095**						
233	7115						

The Lowest frequency, the middle frequency and the highest frequency of channel were selected to perform the test, and the selected channel see below:

For 802.11ax(HE20)

U-NII-5 (5925 - 6425 MHz)			U-NII-6 (6425 - 6525 MHz)		
Channel Number	Channel	Frequency (MHz)	Channel Number	Channel	Frequency (MHz)
1	Low	5955	97	Low	6435
45	Mid	6175	105	Mid	6475
93	High	6415	113	High	6515

U-NII-7 (6425 - 6875 MHz)			U-NII-8 (6875 - 7125 MHz)		
Channel Number	Channel	Frequency (MHz)	Channel Number	Channel	Frequency (MHz)
117	Low	6535	185	Low	6875
153	Mid	6715	189	Mid	6895
181	High	6855	209	Mid	6995
			229	High	7095

For 802.11ax(HE40)

U-NII-5 (5925 - 6425 MHz)			U-NII-6 (6425 - 6525 MHz)		
Channel Number	Channel	Frequency (MHz)	Channel Number	Channel	Frequency (MHz)
3	Low	5965	99	Low	6445
43	Mid	6165	107	High	6485
91	High	6405			

U-NII-7 (6425 - 6875 MHz)			U-NII-8 (6875 - 7125 MHz)		
Channel Number	Channel	Frequency (MHz)	Channel Number	Channel	Frequency (MHz)
123	Low	6565	187	Low	6885
147	Mid	6685	211	Mid	7005
179	High	6845	227	High	7085

For 802.11ax(HE80)

U-NII-5 (5925 - 6425 MHz)			U-NII-6 (6425 - 6525 MHz)		
Channel Number	Channel	Frequency (MHz)	Channel Number	Channel	Frequency (MHz)
7	Low	5985	103	Low	6465
39	Mid	6145	119	High	6545
87	High	6385			

U-NII-7 (6425 - 6875 MHz)			U-NII-8 (6875 - 7125 MHz)		
Channel Number	Channel	Frequency (MHz)	Channel Number	Channel	Frequency (MHz)
135	Low	6625	183	Low	6865
151	Mid	6705	199	Mid	6945
167	High	6785	215	High	7025

For 802.ax(HE160)

U-NII-5 (5925 - 6425 MHz)			U-NII-6 (6425 - 6525 MHz)		
Channel Number	Channel	Frequency (MHz)	Channel Number	Channel	Frequency (MHz)
15	Low	6025	111	Mid	6505
47	Mid	6185			
79	High	6345			

U-NII-7 (6425 - 6875 MHz)			U-NII-8 (6875 - 7125 MHz)		
Channel Number	Channel	Frequency (MHz)	Channel Number	Channel	Frequency (MHz)
143	Mid	6665	175	Low	6825
			207	High	6985

Note: Preliminary tests were performed in different data rate in above table to find the worst radiated emission. The data rate shown in the table below is the worst-case rate with respect to the specific test item. Investigation has been done on all the possible configurations for searching the worst cases. The following table is a list of the test modes shown in this test report.

Test Items	Mode	Data Rate	Modulation Type	U-NII-5 Channel	U-NII-6 Channel	U-NII-7 Channel	U-NII-8 Channel
RF Output Power	11ax(20 MHz)	4	OFDMA	93/45/1	113/105/97	181/153/117	229/209/189/185
	11ax(40 MHz)	8		91/43/3	107/99	179/147/123	227/211/187
	11ax(80 MHz)	17		87/39/7	119/103	167/151/135	215/199/183
	11ax(160 MHz)	34		79/47/15	111	143	207/175
Emission Bandwidth & 99% Occupied Bandwidth	11ax(20 MHz)	4	OFDMA	93/45/1	113/105/97	181/153/117	229/209/189/185
	11ax(40 MHz)	8		91/43/3	107/99	179/147/123	227/211/187
	11ax(80 MHz)	17		87/39/7	119/103	167/151/135	215/199/183
	11ax(160 MHz)	34		79/47/15	111	143	207/175
Power Spectral Density	11ax(20 MHz)	4	OFDMA	93/45/1	113/105/97	181/153/117	229/209/189/185
	11ax(40 MHz)	8		91/43/3	107/99	179/147/123	227/211/187
	11ax(80 MHz)	17		87/39/7	119/103	167/151/135	215/199/183
	11ax(160 MHz)	34		79/47/15	111	143	207/175
Radiated Spurious Emissions	11ax(20 MHz)	4	OFDMA	93/45/1	113/105/97	181/153/117	229/209/189/185
	11ax(40 MHz)	8		91/43/3	107/99	179/147/123	227/211/187
	11ax(80 MHz)	17		87/39/7	119/103	167/151/135	215/199/183
	11ax(160 MHz)	34		79/47/15	111	143	207/175
Band Edge (Restricted-band)	11ax(20 MHz)	4	OFDMA	93/45/1	/	/	229/209/189/185
	11ax(40 MHz)	8		91/43/3	/	/	227/211/187
	11ax(80 MHz)	17		87/39/7	/	/	215/199/183
	11ax(160 MHz)	34		79/47/15	/	/	207/175
Contention Based Protocol	11ax(20 MHz)	4	OFDMA	93/45/1	113/105/97	181/153/117	229/209/189/185
	11ax(40 MHz)	8		91/43/3	107/99	179/147/123	227/211/187
	11ax(80 MHz)	17		87/39/7	119/103	167/151/135	215/199/183
	11ax(160 MHz)	34		79/47/15	111	143	207/175
In-Band Emissions	11ax(20 MHz)	4	OFDMA	93/45/1	113/105/97	181/153/117	229/209/189/185
	11ax(40 MHz)	8		91/43/3	107/99	179/147/123	227/211/187
	11ax(80 MHz)	17		87/39/7	119/103	167/151/135	215/199/183
	11ax(160 MHz)	34		79/47/15	111	143	207/175

3 SUMMARY OF TEST RESULTS

3.1 Test Standards

No.	Identity	Document Title
1	47 CFR Part 15 Subpart E	Unlicensed National Information Infrastructure Devices
2	KDB Publication 789033 D02v02r01	Guidelines for Compliance Testing of Unlicensed National Information Infrastructure (U-NII) Devices Part 15, Subpart E
3	KDB Publication 987594 D02v03	Guidelines for Compliance Testing of Unlicensed National Information Infrastructure 6 GHz (U-NII) Devices Part 15, Subpart E
4	KDB Publication 662911 D01v02r01	Emissions Testing of Transmitters with Multiple Outputs in the Same Band (e.g., MIMO, Smart Antenna, etc)
5	RSS-Gen Issue 5	General Requirements for Compliance of Radio Apparatus
6	RSS-248 Issue 3	Radio Local Area Network (RLAN) Devices Operating in the 5925-7125 MHz Band
7	ANSI C63.10-2013	American National Standard for Testing Unlicensed Wireless Devices

3.2 Test Verdict

No.	Description	FCC Part No.	RSS Part No.	Test Result	Verdict
1	Antenna Requirement	15.203	--	--	Pass[Note1]
2	RF Output Power	15.407(a)	RSS-248, 4.5	ANNEX A.1	Pass
3	Emission Bandwidth & 99% Occupied Bandwidth	15.407(a)	RSS-248, 4.4	ANNEX A.2	Pass
4	Power Spectral Density	15.407(a)	RSS-248, 4.5	ANNEX A.3	Pass
5	Conducted Emission	15.207	RSS-GEN, 8.8	ANNEX A.4	Pass
6	Radiated Spurious Emissions and Band Edge (Restricted-band)	15.407(b)	RSS-248, 4.6	ANNEX A.5	Pass
7	Contention Based Protocol	15.407(d)	RSS-248, 4.7	ANNEX A.6	Pass
8	In-Band Emissions	15.407(b)	RSS-248, 4.6	ANNEX A.7	Pass
9	Receiver Spurious Emissions	--	RSS-Gen, 7.1.2	--	N/A[Note2]

Note [1]: The EUT has a permanently and irreplaceable attached antenna, which complies with the requirement FCC 15.203.
Note [2]: Only radio communication receivers operating in stand-alone mode within the U-NII-80-960 MHz, as well as scanner receivers, are subject to Industry Canada requirements, so this test is not applicable.
Note [3]: Under all normal operating conditions specified in the user manual, frequency stability can keep radiation within the operating frequency band.

4 GENERAL TEST CONFIGURATIONS

4.1 Test Environments

During the measurement, the normal environmental conditions were within the listed ranges:

Relative Humidity	46% to 63%	
Atmospheric Pressure	100 kPa to 102 kPa	
Temperature	NT (Normal Temperature)	+22.7℃ to +26.3℃
Working Voltage of the EUT	NV (Normal Voltage)	3.84 V

4.2 Test Equipment List

Description	Manufacturer	Model	Serial No.	Cal. Date	Cal. Due
Spectrum Analyzer	KEYSIGHT	N9020A	MY50330200	2024.05.08	2025.05.07
Spectrum Analyzer	ROHDE&SCHWARZ	FSV-40	101544	2023.12.27	2024.12.26
Spectrum Analyzer	KEYSIGHT	N9020A	MY46471071	2024.07.04	2025.07.03
Power Sensor	KEYSIGHT	U2063XA	MY58000251	2024.07.04	2025.07.03
Spectrum Analyzer	KEYSIGHT	N9020A	MY50531259	2024.08.01	2025.07.31
Test Antenna-Horn	SCHWARZBECK	BBHA 9120D	02460	2024.05.16	2027.05.15
Test Antenna-Horn	A-INFO	LB-180400KF	J211060273	2024.06.15	2027.06.14
Anechoic Chamber	RAINFORD	9m*6m*6m	140	2024.07.28	2027.07.27
Amplifier	COM-MV	LSCX_LNA1-12G-01	7210214	2024.08.01	2025.07.31
Amplifier	COM-MV	XKu_LNA7-18G-01	7210209	2024.08.01	2025.07.31
Amplifier	COM-MV	KA LNA18 40G-01	18050001	2023.12.06	2024.12.05
				2024.12.05	2025.12.04
EMI Receiver	ROHDE&SCHWARZ	ESRP	101036	2024.08.01	2025.07.31
Test Antenna-Loop	SCHWARZBECK	FMZB 1519	1519-037	2024.01.23	2025.01.22
Amplifier	COM-MV	ZT30-1000M	B2018054558	2023.12.05	2024.12.04
				2024.11.28	2025.11.27
Anechoic Chamber	EMC Electronic Co., Ltd	20.10*11.60*7.35m	130	2024.07.13	2027.07.12
EMI Receiver	KEYSIGHT	N9038A	MY53220118	2024.08.01	2025.07.31
Test Antenna-Bi-Log	SCHWARZBECK	VULB 9163	9163-624	2024.07.06	2027.07.05
Amplifier	COM-MV	ZT30-1000M	B2017119082	2023.12.05	2024.12.04
				2024.11.28	2025.11.27
Anechoic Chamber	RAINFORD	9m*6m*6m	101	2023.03.04	2026.03.03
EMI Receiver	KEYSIGHT	N9010B	MY57110309	2024.08.01	2025.07.31
LISN	SCHWARZBECK	NSLK 8127	8127-687	2024.05.09	2025.05.08
Shielded Enclosure	YiHeng Electronic Co., Ltd	3.5m*3.1m*2.8m	112	2022.02.19	2025.02.18

4.3 Test Software List

Description	Manufacturer	Software Version	Serial No.	Applicable test Setup
BL410R	BALUN	V2.1.1.488	N/A	The section 4.5.1
BL410E	BALUN	V22.930	N/A	The section 4.5.2&4.5.3&4.5.4&4.5.5

4.4 Measurement Uncertainty

The following measurement uncertainty levels have been estimated for tests performed on the EUT as specified in CISPR 16-4-2.

This uncertainty represents an expanded uncertainty expressed at approximately the 95% confidence level using a coverage factor of k=2.

Parameters	Uncertainty
Occupied Channel Bandwidth	2.8%
RF output power, conducted	1.28 dB
Power Spectral Density, conducted	1.30 dB
Unwanted Emissions, conducted	1.84 dB
All emissions, radiated	5.36 dB
Temperature	0.8℃
Humidity	4%

4.5 Description of Test Setup

4.5.1 For Antenna Port Test

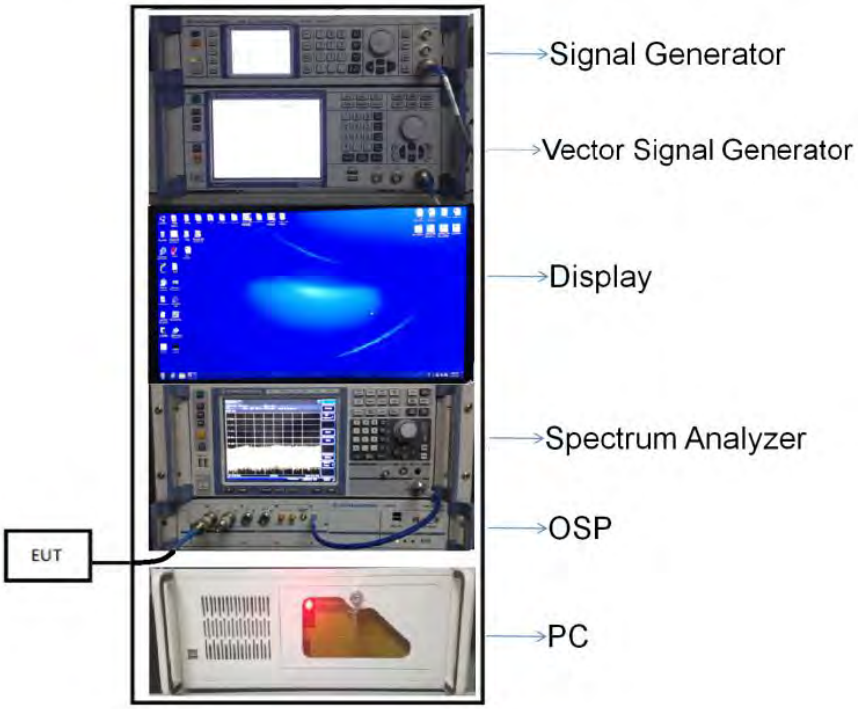

(Diagram 1)

4.5.2 For AC Power Supply Port Test

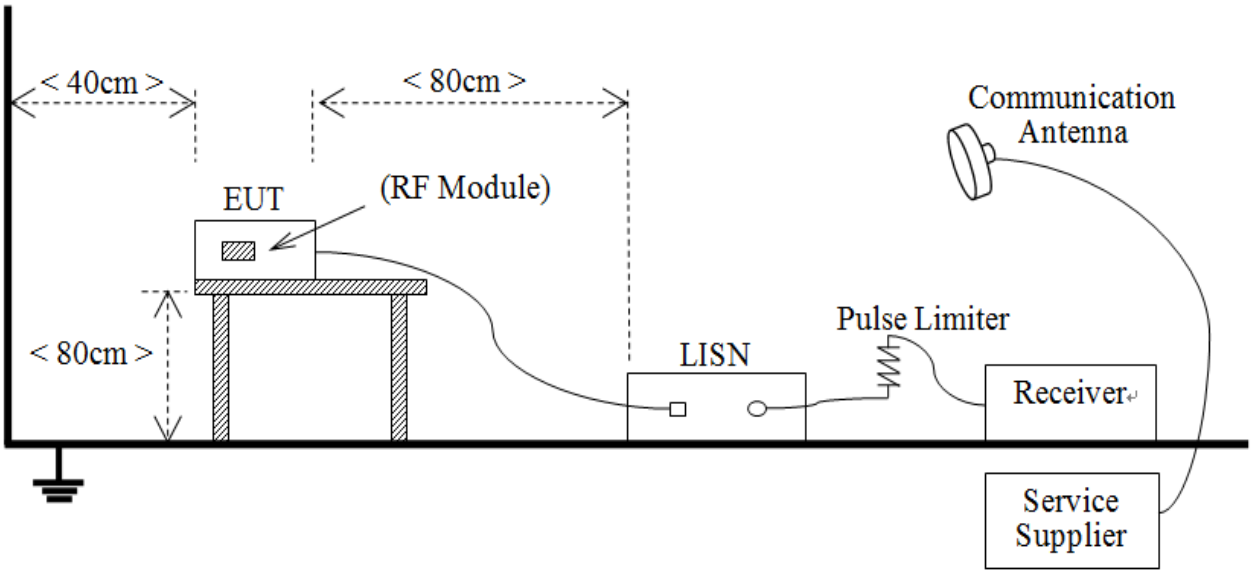

(Diagram 2)

4.5.3 For Radiated Test (Below 30 MHz)



(Diagram 3)

4.5.4 For Radiated Test (30 MHz-1 GHz)



(Diagram 4)

4.5.5 For Radiated Test (Above 1 GHz)

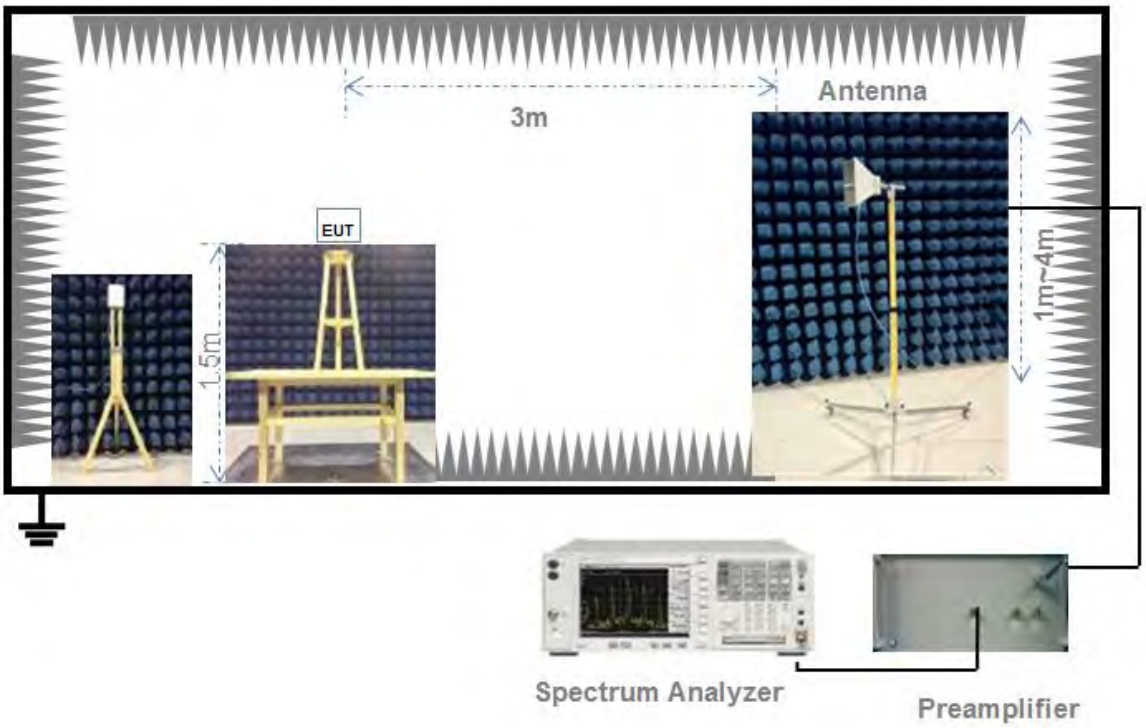

(Diagram 5)

5 TEST ITEMS

5.1 RF Output Power

5.1.1 Test Limit

FCC §15.407(a)

(8) For client devices operating under the control of an indoor access point in the 5.925-7.125 GHz bands, the maximum e.i.r.p. over the frequency band of operation must not exceed 24 dBm.

RSS-248, 4.5.3

(b) The maximum e.i.r.p. over the 5925-7125 MHz frequency band shall not exceed 24 dBm

5.1.2 Test Setup

The section 4.5.1 (Diagram 1) test setup description was used for this test. The photo of test setup please refer to ANNEX B.

5.1.3 Test Procedure

Maximum conducted (average) output power

a) Measurements may be performed using a wideband RF power meter with a thermocouple detector or equivalent if all of the conditions listed below are satisfied.

1) The EUT is configured to transmit continuously or to transmit with a constant duty cycle.

2) At all times when the EUT is transmitting, it shall be transmitting at its maximum power control level.

3) The integration period of the power meter exceeds the repetition period of the transmitted signal by at least a factor of five.

b) If the transmitter does not transmit continuously, measure the duty cycle (x) of the transmitter output signal.

c) Measure the average power of the transmitter. This measurement is an average over both the on and off periods of the transmitter.

d) Adjust the measurement in dBm by adding 10 log (1/x) where x is the duty cycle.

EIRP= maximum conducted output power+ Antenna Gain

Measurements of duty cycle

The zero-span mode on a spectrum analyzer or EMI receiver if the response time and spacing between bins on the sweep are sufficient to permit accurate measurements of the on and off times of the transmitted signal.

Set the center frequency of the instrument to the center frequency of the transmission.

Set RBW ≥ OBW if possible; otherwise, set RBW to the largest available value.

Set VBW ≥ RBW. Set detector = peak or average.

The zero-span measurement method shall not be used unless both RBW and VBW are > 50/T and the number of sweep points across duration T exceeds 100. (For example, if VBW and/or RBW are limited to 3 MHz, then the zero-span method of measuring duty cycle shall not be used if T ≤ 16.7 microseconds.)

The E.I.R.P used radiated test method. At a test site that has been validated using the procedures of ANSI C63.4 or the latest CISPR 16-1-4 for measurements above 1 GHz, so as to simulate a near free-space environment.

5.1.4 Test Result

Please refer to ANNEX A.1.

5.2 Emission Bandwidth & 99% Bandwidth

5.2.1 Limit

FCC §15.407(a); RSS-248, 4.4

The maximum transmitter channel bandwidth for U-NII devices in the 5.925-7.125 GHz band is 320 megahertz.

5.2.2 Test Setup

The test setup photo please refer to 4.5.1 (Diagram 1) test setup description was used for this test. The photo of test setup please refer to ANNEX B.

5.2.3 Test Procedure

Emission bandwidth

1. Set RBW = approximately 1% of the emission bandwidth.

2. Set VBW ≥ 3*RBW,

3. Detector = Peak.

4. Trace mode = Max hold.

5. Measure the maximum width of the emission that is 26 dB down from the peak of the emission.

Occupied Bandwidth

1. Set Span = 1.5 times to 5.0 times the OBW

2. Set RBW = 1% to 5% of the OBW.

3. Set VBW ≥ 3*RBW, Detector = Peak.

4. Trace mode = Max hold.

5. Use the 99% power bandwidth function of the instrument.

6 dB bandwidth

1. Set RBW = 100 kHz, VBW = 300 kHz.

2. Detector = Peak.Trace mode = Max hold.

3. Allow the trace to stabilize.

4. Measure the maximum width of the emission that is constrained by the frequencies associated with the two outermost amplitude points (upper and lower frequencies) that are attenuated by 6 dB relative to the maximum level measured in the fundamental emission.

5.2.4 Test Result

Please refer to ANNEX A.2.

5.3 Power Spectral density (PSD)

5.3.1 Limit

FCC §15.407(a)

(8) For client devices operating under the control of an indoor access point in the 5.925-7.125 GHz bands, the maximum power spectral density must not exceed −1 dBm e.i.r.p. in any 1-megahertz band.

RSS-248, 4.5.3

(a) The maximum e.i.r.p. spectral density shall not exced −1 dBm/MHz.

5.3.2 Test Setup

The section 4.5.1 (Diagram 1) test setup description was used for this test. The photo of test setup please refer to ANNEX B.

5.3.3 Test Procedure

Set the spectrum analyzer or EMI receiver span to view the entire emission bandwidth.

1. Set RBW = 510 kHz/1 MHz, VBW ≥ 3*RBW, Sweep time = Auto, Detector = RMS.

2. Allow the sweeps to continue until the trace stabilizes.

3. Use the peak marker function to determine the maximum amplitude level.

4. The E.I.R.P spectral density used radiated test method. At a test site that has been validated using the procedures of ANSI C63.4 or the latest CISPR 16-1-4 for measurements above 1 GHz, so as to simulate a near free-space environment.

5.3.4 Test Result

Please refer to ANNEX A.3.

5.4 Conducted Emission

5.4.1 Limit

FCC §15.207, RSS-GEN, 8.8

For an intentional radiator that is designed to be connected to the public utility (AC) power line, the radio frequency voltage that is conducted back onto the AC power line on any frequency within the U-NII-150 kHz to 30 MHz shall not exceed the limits in the following table, as measured using a 50μH/50Ω line impedance stabilization network (LISN).

Frequency range (MHz)	Conducted Limit (dBμV)	
	Quai-peak	Average
0.15 - 0.50	66 to 56	56 to 46
0.50 - 5	56	46
0.50 - 30	60	50

5.4.2 Test Setup

The section 4.5.2 (Diagram 2) test setup description was used for this test. The photo of test setup please refer to ANNEX B.

5.4.3 Test Procedure

The maximum conducted interference is searched using Peak (PK), if the emission levels more than the AV and QP limits, and that have narrow margins from the AV and QP limits will be re-measured with AV and QP detectors. Tests for both L phase and N phase lines of the power mains connected to the EUT are performed. Refer to recorded points and plots below.

5.4.4 Test Result

Please refer to ANNEX A.4.

5.5 Radiated Spurious Emissions and Band Edge (Restricted-band)

5.5.1 Limit

FCC §15.209 & 15.407(b), RSS-248, 4.6.2

Frequency (MHz)	Field Strength (μV/m)	Measurement Distance (m)
0.009 - 0.490	2400/F(kHz)	300
0.490 - 1.705	24000/F(kHz)	30
1.705 - 30.0	30	30
30 - 88	100	3
88 - 216	150	3
216 - 960	200	3
Above 960	500	3

Note [1]: The Limit for radiated test was performed according to FCC Part 15C

Note [2]: The tighter limit applies at the band edge.

Un-restricted band emissions	
Out Operating Band (MHz)	Limit
5925 - 7125	e.i.r.p. -27 dBm (68.2 dBuV/m@3m)

Note: The following formula is used to convert the equipment isotropic radiated power (eirp) to field strength.

5.5.2 Test Setup

The section 4.5.3-4.5.5 (Diagram 3 - Diagram 5) test setup description was used for this test. The photo of test setup please refer to ANNEX B.

5.5.3 Test Procedure

Since the emission limits are specified in terms of radiated field strength levels, measurements performed to demonstrate compliance have traditionally relied on a radiated test configuration. Radiated measurements remain the principal method for demonstrating compliance to the specified limits; however antenna-port conducted measurements are also now acceptable to demonstrate compliance (see below for details). When radiated measurements are utilized, test site requirements and procedures for maximizing and measuring radiated emissions that are described in ANSI C63.10 shall be followed.

Antenna-port conducted measurements may also be used as an alternative to radiated measurements for demonstrating compliance in the restricted frequency bands. If conducted measurements are performed, then proper impedance matching must be ensured and an additional radiated test for cabinet/case spurious emissions is required.

General Procedure for conducted measurements in restricted bands

a) Measure the conducted output power (in dBm) using the detector specified (see guidance regarding measurement procedures for determining quasi-peak, peak, and average conducted output power, respectively).

b) Add the maximum transmit antenna gain (in dBi) to the measured output power level to determine the EIRP level (see guidance on determining the applicable antenna gain)

c) Add the appropriate maximum ground reflection factor to the EIRP level (6 dB for frequencies ≤ 30 MHz, 4.7 dB for frequencies between 30 MHz and 1000 MHz, inclusive and 0 dB for frequencies > 1000 MHz).

d) For devices with multiple antenna-ports, measure the power of each individual chain and sum the EIRP of all chains in linear terms (e.g., Watts, mW).

e) Convert the resultant EIRP level to an equivalent electric field strength using the following relationship:

$E = EIRP – 20\log D + 104.8$

where:

E = electric field strength in dBμV/m,

EIRP = equivalent isotropic radiated power in dBm

D = specified measurement distance in meters.

f) Compare the resultant electric field strength level to the applicable limit.

g) Perform radiated spurious emission test.

Quasi-Peak measurement procedure

The specifications for measurements using the CISPR quasi-peak detector can be found in Publication 16 of the International Special Committee on Radio Frequency Interference (CISPR) of the International Electrotechnical Commission.

As an alternative to CISPR quasi-peak measurement, compliance can be demonstrated to the applicable emission limits using a peak detector.

Peak power measurement procedure

Peak emission levels are measured by setting the instrument as follows:

a) RBW = as specified in Table 1.

b) VBW ≥ 3 x RBW.

c) Detector = Peak.

d) Sweep time = auto.

e) Trace mode = max hold.

f) Allow sweeps to continue until the trace stabilizes. (Note that the required measurement time may be

longer for low duty cycle applications).

Table 1—RBW as a function of frequency

Frequency	RBW
9-150 kHz	200-300 Hz
0.15-30 MHz	9-10 kHz
30-1000 MHz	100-120 kHz
> 1000 MHz	1 MHz

If the peak-detected amplitude can be shown to comply with the average limit, then it is not necessary to perform a separate average measurement.

Trace averaging across on and off times of the EUT transmissions followed by duty cycle correction

If continuous transmission of the EUT (i.e., duty cycle ≥ 98 percent) cannot be achieved and the duty cycle is constant (i.e., duty cycle variations are less than ± 2 percent), then the following procedure shall be used:

a) The EUT shall be configured to operate at the maximum achievable duty cycle.

b) Measure the duty cycle, x, of the transmitter output signal as described in section 6.0.

c) RBW = 1 MHz (unless otherwise specified).

d) VBW ≥ 3 x RBW.

e) Detector = RMS, if span/(# of points in sweep) ≤ (RBW/2). Satisfying this condition may require increasing the number of points in the sweep or reducing the span. If this condition cannot be satisfied, then the detector mode shall be set to peak.

f) Averaging type = power (i.e., RMS).

1) As an alternative, the detector and averaging type may be set for linear voltage averaging.

2) Some instruments require linear display mode in order to use linear voltage averaging. Log or dB averaging shall not be used.

g) Sweep time = auto.

h) Perform a trace average of at least 100 traces.

i) A correction factor shall be added to the measurement results prior to comparing to the emission limit in order to compute the emission level that would have been measured had the test been performed at 100 percent duty cycle. The correction factor is computed as follows:

1) If power averaging (RMS) mode was used in step f), then the applicable correction factor is 10 log(1/x), where x is the duty cycle.

2) If linear voltage averaging mode was used in step f), then the applicable correction factor is 20 log(1/x), where x is the duty cycle.

3) If a specific emission is demonstrated to be continuous (≥ 98 percent duty cycle) rather than turning on and off with the transmit cycle, then no duty cycle correction is required for that emission.

NOTE: Reduction of the measured emission amplitude levels to account for operational duty factor is not permitted. Compliance is based on emission levels occurring during transmission - not on an average across on and off times of the transmitter.

Determining the applicable transmit antenna gain

A conducted power measurement will determine the maximum output power associated with a restricted band emission; however, in order to determine the associated EIRP level, the gain of the transmitting antenna (in dBi) must be added to the measured output power (in dBm).

Since the out-of-band characteristics of the EUT transmit antenna will often be unknown, the use of a conservative antenna gain value is necessary. Thus, when determining the EIRP based on the measured conducted power, the upper bound on antenna gain for a device with a single RF output shall be selected as the maximum in-band gain of the antenna across all operating bands, or 2 dBi, whichever is greater. However, for devices that operate in multiple frequency bands while using the same transmit antenna, the highest gain of the antenna within the operating band nearest in frequency to the restricted band emission being measured may be used in lieu of the overall highest gain when the emission is at a frequency that is within 20 percent of the nearest band edge frequency, but in no case shall a value less than 2 dBi be used.

See KDB 662911 for guidance on calculating the additional array gain term when determining the effective antenna gain for a EUT with multiple outputs occupying the same or overlapping frequency ranges in the same band.

Radiated spurious emission test

An additional consideration when performing conducted measurements of restricted band emissions is that unwanted emissions radiating from the EUT cabinet, control circuits, power leads, or intermediate circuit elements will likely go undetected in a conducted measurement configuration. To address this concern, a radiated test shall be performed to ensure that emissions emanating from the EUT cabinet (rather than the antenna port) also comply with the applicable limits.

For these cabinet radiated spurious emission measurements the EUT transmit antenna may be replaced with a termination matching the nominal impedance of the antenna. Procedures for performing radiated measurements are specified in ANSI C63.10. All detected emissions shall comply with the applicable limits.

The measurement frequency range is from 30 MHz to the 10th harmonic of the fundamental frequency. The Turn Table is actuated to turn from 0° to 360°, and both horizontal and vertical polarizations of the Test Antenna are used to find the maximum radiated power. Mid channels on all channel bandwidth verified. Only the worst RB size/offset presented.

The power of the EUT transmitting frequency should be ignored.

All Spurious Emission tests were performed in X, Y, Z axis direction. And only the worst axis test condition was recorded in this test report.

Use the following spectrum analyzer settings:

Span = wide enough to fully capture the emission being measured

RBW = 1 MHz for f ≥ 1 GHz, 100 kHz for f < 1 GHz
VBW ≥ RBW
Sweep = auto
Detector function = peak
Trace = max hold

5.5.4 Test Result

Please refer to ANNEX A.5.

5.6 Contention Based Protocol

5.6.1 Limit

FCC §15.15.407(d), RSS-248, 4.7

Indoor access points, subordinate devices and client devices operating in the 5.925-7.125 GHz band (herein referred to as unlicensed devices) are required to use technologies that include a contention-based protocol to avoid co-channel interference with incumbent devices sharing the band. To ensure incumbent co-channel operations are detected in a technology-agnostic manner, unlicensed devices are required to detect co-channel radio frequency energy (energy detect) and avoid simultaneous transmission.

Unlicensed low-power indoor devices must detect co-channel radio frequency power that is at least -62 dBm or lower. Upon detection of energy in the band, unlicensed low power indoor devices must vacate the channel and stay off the channel as long as detected radio frequency power is equal to or greater than the threshold (-62 dBm). The -62 dBm (or lower) threshold is referenced to a 0 dBi antenna gain.

5.6.2 Test Setup

The section 4.5.1 (Diagram 1) test setup description was used for this test. The photo of test setup please refer to ANNEX B.

5.6.3 Test Procedure

The AWGN interference signal level is corrected according to the antenna gain, and the AWGN interference signal is modulated by the vector signal source. When AWGN interference exists, a spectrum analyzer is used to detect whether the EUT recognizes and stops transmission.

5.6.4 Test Result

Please refer to ANNEX A.6.

5.7 In-Band Emissions

5.7.1 Limit

FCC §15.15.407(b), RSS-248, 4.6.2

Using the measuring equipment limit line function, develop the emissions mask based on the following requirements. The emissions power spectral density must be reduced below the peak power spectral density (in dB) as follows:

a. Suppressed by 20 dB at 1 MHz outside of the channel edge. (The channel edge is defined

as the 26-dB point on either side of the carrier center frequency.)

b. Suppressed by 28 dB at one channel bandwidth from the channel center.

c. Suppressed by 40 dB at one- and one-half times the channel bandwidth from the channel center.

5.7.2 Test Setup

The section 4.5.1 (Diagram 1) test setup description was used for this test. The photo of test setup please refer to ANNEX B.

5.7.3 Test Procedure

1. Connect output of the antenna port to a spectrum analyzer or EMI receiver, with appropriate attenuation, as to not damage the instrumentation.
2. Set the reference level of the measuring equipment in accordance with procedure 4.1.5.2 of ANSI C63.10-2013.
3. Measure the 26 dB EBW using the test procedure 12.4.1 of ANSI C63.10-2013. (This will be used to determine the channel edge.)
4. Measure the power spectral density (which will be used for emissions mask reference) using the following procedure:
a) Set the span to encompass the entire 26 dB EBW of the signal.
b) Set RBW = same RBW used for 26 dB EBW measurement.
c) Set VBW ⩾ 3 X RBW
d) Number of points in sweep ⩾ [2 X span / RBW].
e) Sweep time = auto.
f) Detector = RMS (i.e., power averaging)
g) Trace average at least 100 traces in power averaging (rms) mode.
h) Use the peak search function on the instrument to find the peak of the spectrum.
5. For the purposes of developing the emission mask, the channel bandwidth is defined as the 26 dB EBW.
6. Using the measuring equipment limit line function, develop the emissions mask based on the following requirements. The emissions power spectral density must be reduced below the peak power spectral density (in dB) as follows:
a. Suppressed by 20 dB at 1 MHz outside of the channel edge. (The channel edge is defined as the 26-dB point on either side of the carrier center frequency.)
b. Suppressed by 28 dB at one channel bandwidth from the channel center.
c. Suppressed by 40 dB at one- and one-half times the channel bandwidth from the channel

center.
7. Adjust the span to encompass the entire mask as necessary.
8. Clear trace.
9. Trace average at least 100 traces in power averaging (rms) mode.
10. Adjust the reference level as necessary so that the crest of the channel touches the top of the emission mask

5.7.4 Test Result

Please refer to ANNEX A.7.

ANNEX A TEST RESULT

A.1 RF Output Power

Duty Cycle

Test Mode	On Time (ms)	On+Off time (ms)	Duty Cycle	Duty Factor
11ax(HE20)	5.44	5.46	99.73%	0.01
11ax(HE40)	5.41	5.47	98.90%	0.05
11ax(HE80)	5.41	5.45	99.30%	0.03
11ax(HE160)	5.42	5.45	99.45%	0.02

Test Data

Indoor-Client

SISO-Antenna 8

U-NII-5 (5925 - 6425 MHz)				
Mode	Channel	EIRP (dBm)	EIRP Limit (dBm)	Verdict
11ax(HE20)(SU)	CH1	9.43	24	Pass
11ax(HE20)(SU)	CH45	9.26	24	Pass
11ax(HE20)(SU)	CH93	9.16	24	Pass
11ax(HE40)(SU)	CH3	12.20	24	Pass
11ax(HE40)(SU)	CH43	12.12	24	Pass
11ax(HE40)(SU)	CH91	12.41	24	Pass
11ax(HE80)(SU)	CH7	15.33	24	Pass
11ax(HE80)(SU)	CH39	15.26	24	Pass
11ax(HE80)(SU)	CH87	15.60	24	Pass
11ax(HE160)(SU)	CH15	16.80	24	Pass
11ax(HE160)(SU)	CH47	16.69	24	Pass
11ax(HE160)(SU)	CH79	16.72	24	Pass

U-NII-5 (5925 - 6425 MHz)					
Mode	Channel	RU Config	EIRP (dBm)	EIRP Limit (dBm)	Verdict
11ax(HE20)	CH1	26	0.10	24	Pass
		52	3.12	24	Pass
		106	6.20	24	Pass
	CH45	26	0.27	24	Pass
		52	2.90	24	Pass
		106	5.90	24	Pass
	CH93	26	0.54	24	Pass
		52	2.65	24	Pass
		106	5.82	24	Pass
11ax(HE40)	CH3	26	0.32	24	Pass
		52	3.45	24	Pass
		106	6.40	24	Pass
		242	9.85	24	Pass
	CH43	26	0.52	24	Pass
		52	3.22	24	Pass
		106	6.15	24	Pass
		242	9.19	24	Pass
	CH91	26	0.47	24	Pass
		52	2.76	24	Pass
		106	5.69	24	Pass
		242	8.90	24	Pass
11ax(HE80)	CH7	26	0.41	24	Pass
		52	3.44	24	Pass
		106	6.47	24	Pass
		242	9.92	24	Pass
		484	12.74	24	Pass
	CH39	26	0.03	24	Pass
		52	3.35	24	Pass
		106	6.31	24	Pass
		242	9.55	24	Pass
		484	12.85	24	Pass
	CH87	26	-0.13	24	Pass
		52	3.53	24	Pass
		106	6.52	24	Pass
		242	9.71	24	Pass
		484	12.45	24	Pass
11ax(HE160)	CH15	26	0.40	24	Pass
		52	2.62	24	Pass
		106	5.95	24	Pass

		242	8.87	24	Pass
		484	12.91	24	Pass
		996	15.84	24	Pass
	CH47	26	-0.11	24	Pass
		52	3.37	24	Pass
		106	6.40	24	Pass
		242	9.35	24	Pass
		484	12.70	24	Pass
		996	15.25	24	Pass
	CH79	26	0.22	24	Pass
		52	2.66	24	Pass
		106	5.69	24	Pass
		242	8.81	24	Pass
		484	12.59	24	Pass
		996	15.13	24	Pass

U-NII-6 (6425 - 6525 MHz)				
Mode	Channel	EIRP (dBm)	EIRP Limit (dBm)	Verdict
11ax(HE20)(SU)	CH97	9.59	24	Pass
11ax(HE20)(SU)	CH105	9.63	24	Pass
11ax(HE20)(SU)	CH113	9.72	24	Pass
11ax(HE40)(SU)	CH99	12.60	24	Pass
11ax(HE40)(SU)	CH107	12.72	24	Pass
11ax(HE80)(SU)	CH103	15.56	24	Pass
11ax(HE80)(SU)	CH119	15.53	24	Pass
11ax(HE160)(SU)	CH111	16.76	24	Pass

U-NII-6 (6425 - 6525 MHz)					
Mode	Channel	RU Config	EIRP (dBm)	EIRP Limit (dBm)	Verdict
11ax(HE20)	CH97	26	1.35	24	Pass
		52	3.54	24	Pass
		106	5.73	24	Pass
	CH105	26	0.75	24	Pass
		52	2.80	24	Pass
		106	6.08	24	Pass
	CH113	26	1.10	24	Pass
		52	4.07	24	Pass
		106	7.09	24	Pass
11ax(HE40)	CH99	26	0.81	24	Pass
		52	4.24	24	Pass
		106	7.14	24	Pass
		242	9.89	24	Pass
	CH107	26	1.00	24	Pass
		52	4.23	24	Pass
		106	7.26	24	Pass
		242	10.08	24	Pass
11ax(HE80)	CH103	26	0.80	24	Pass
		52	4.17	24	Pass
		106	7.14	24	Pass
		242	10.16	24	Pass
		484	13.17	24	Pass
	CH119	26	0.85	24	Pass
		52	4.13	24	Pass
		106	7.06	24	Pass
		242	10.17	24	Pass
		484	13.05	24	Pass
11ax(HE160)	CH111	26	0.55	24	Pass
		52	4.27	24	Pass
		106	7.28	24	Pass
		242	10.12	24	Pass
		484	13.98	24	Pass
		996	16.57	24	Pass

U-NII-7 (6525 - 6825 MHz)				
Mode	Channel	EIRP (dBm)	EIRP Limit (dBm)	Verdict
11ax(HE20)(SU)	CH117	9.65	24	Pass
11ax(HE20)(SU)	CH153	9.19	24	Pass
11ax(HE20)(SU)	CH181	10.38	24	Pass
11ax(HE40)(SU)	CH123	12.64	24	Pass
11ax(HE40)(SU)	CH147	12.07	24	Pass
11ax(HE40)(SU)	CH179	12.53	24	Pass
11ax(HE80)(SU)	CH135	15.05	24	Pass
11ax(HE80)(SU)	CH151	15.84	24	Pass
11ax(HE80)(SU)	CH167	15.80	24	Pass
11ax(HE160)(SU)	CH143	16.54	24	Pass

U-NII-7 (6525 - 6825 MHz)					
Mode	Channel	RU Config	EIRP (dBm)	EIRP Limit (dBm)	Verdict
11ax(HE20)	CH117	26	0.59	24	Pass
		52	2.53	24	Pass
		106	6.00	24	Pass
	CH153	26	0.67	24	Pass
		52	2.18	24	Pass
		106	4.88	24	Pass
	CH181	26	0.19	24	Pass
		52	3.30	24	Pass
		106	6.21	24	Pass
11ax(HE40)	CH123	26	0.45	24	Pass
		52	2.68	24	Pass
		106	5.04	24	Pass
		242	9.11	24	Pass
	CH147	26	-0.53	24	Pass
		52	2.17	24	Pass
		106	5.44	24	Pass
		242	8.76	24	Pass
	CH179	26	0.74	24	Pass
		52	3.31	24	Pass
		106	5.28	24	Pass
		242	9.52	24	Pass
11ax(HE80)	CH135	26	-0.36	24	Pass
		52	2.73	24	Pass
		106	5.73	24	Pass
		242	8.81	24	Pass
		484	11.85	24	Pass
	CH151	26	0.74	24	Pass
		52	2.16	24	Pass
		106	5.91	24	Pass
		242	8.88	24	Pass
		484	11.65	24	Pass
	CH167	26	0.69	24	Pass
		52	2.97	24	Pass
		106	5.93	24	Pass
		242	9.12	24	Pass
		484	12.32	24	Pass
11ax(HE160)	CH143	26	0.01	24	Pass
		52	2.17	24	Pass
		106	5.21	24	Pass

		242	8.37	24	Pass
		484	12.91	24	Pass
		996	15.41	24	Pass

U-NII-8 (6875 - 7125 MHz)				
Mode	Channel	EIRP (dBm)	EIRP Limit (dBm)	Verdict
11ax(HE20)(SU)	CH185	9.10	24	Pass
11ax(HE20)(SU)	CH189	9.43	24	Pass
11ax(HE20)(SU)	CH209	9.41	24	Pass
11ax(HE20)(SU)	CH229	9.17	24	Pass
11ax(HE40)(SU)	CH187	12.97	24	Pass
11ax(HE40)(SU)	CH211	12.64	24	Pass
11ax(HE40)(SU)	CH227	12.57	24	Pass
11ax(HE80)(SU)	CH183	15.80	24	Pass
11ax(HE80)(SU)	CH199	13.93	24	Pass
11ax(HE80)(SU)	CH215	14.36	24	Pass
11ax(HE160)(SU)	CH175	13.94	24	Pass
11ax(HE160)(SU)	CH207	13.96	24	Pass

U-NII-8 (6875 - 7125 MHz)					
Mode	Channel	RU Config	EIRP (dBm)	EIRP Limit (dBm)	Verdict
11ax(HE20)	CH185	26	0.50	24	Pass
		52	3.63	24	Pass
		106	7.36	24	Pass
	CH189	26	1.08	24	Pass
		52	3.95	24	Pass
		106	7.33	24	Pass
	CH209	26	1.06	24	Pass
		52	4.12	24	Pass
		106	7.49	24	Pass
	CH229	26	0.83	24	Pass
		52	3.60	24	Pass
		106	6.83	24	Pass
11ax(HE40)	CH187	26	1.17	24	Pass
		52	4.42	24	Pass
		106	7.60	24	Pass
		242	10.20	24	Pass
	CH211	26	0.98	24	Pass
		52	4.15	24	Pass
		106	7.66	24	Pass
		242	10.23	24	Pass
	CH227	26	0.46	24	Pass
		52	3.65	24	Pass
		106	6.83	24	Pass
		242	9.75	24	Pass
11ax(HE80)	CH183	26	1.10	24	Pass
		52	4.40	24	Pass
		106	6.97	24	Pass
		242	10.73	24	Pass
		484	13.51	24	Pass
	CH199	26	1.19	24	Pass
		52	4.48	24	Pass
		106	7.74	24	Pass
		242	10.45	24	Pass
		484	13.33	24	Pass
	CH215	26	0.42	24	Pass
		52	4.24	24	Pass
		106	7.17	24	Pass
		242	10.06	24	Pass
		484	12.90	24	Pass

11ax(HE160)	CH175	26	1.75	24	Pass
		52	5.06	24	Pass
		106	6.82	24	Pass
		242	10.98	24	Pass
		484	13.57	24	Pass
		996	15.47	24	Pass
	CH207	26	0.67	24	Pass
		52	3.72	24	Pass
		106	6.91	24	Pass
		242	9.72	24	Pass
		484	12.43	24	Pass
		996	14.78	24	Pass

SISO-Antenna 9

U-NII-5 (5925 - 6425 MHz)				
Mode	Channel	EIRP (dBm)	EIRP Limit (dBm)	Verdict
11ax(HE20)(SU)	CH1	9.24	24	Pass
11ax(HE20)(SU)	CH45	9.06	24	Pass
11ax(HE20)(SU)	CH93	8.96	24	Pass
11ax(HE40)(SU)	CH3	11.80	24	Pass
11ax(HE40)(SU)	CH43	11.82	24	Pass
11ax(HE40)(SU)	CH91	12.01	24	Pass
11ax(HE80)(SU)	CH7	15.23	24	Pass
11ax(HE80)(SU)	CH39	14.86	24	Pass
11ax(HE80)(SU)	CH87	15.35	24	Pass
11ax(HE160)(SU)	CH15	16.80	24	Pass
11ax(HE160)(SU)	CH47	16.39	24	Pass
11ax(HE160)(SU)	CH79	16.42	24	Pass

U-NII-5 (5925 - 6425 MHz)					
Mode	Channel	RU Config	EIRP (dBm)	EIRP Limit (dBm)	Verdict
11ax(HE20)	CH1	26	-0.10	24	Pass
		52	2.92	24	Pass
		106	6.20	24	Pass
	CH45	26	0.27	24	Pass
		52	3.10	24	Pass
		106	5.50	24	Pass
	CH93	26	0.14	24	Pass
		52	2.75	24	Pass
		106	6.02	24	Pass
11ax(HE40)	CH3	26	0.02	24	Pass
		52	3.35	24	Pass
		106	6.00	24	Pass
		242	9.95	24	Pass
	CH43	26	0.32	24	Pass
		52	3.02	24	Pass
		106	6.25	24	Pass
		242	9.09	24	Pass
	CH91	26	0.07	24	Pass
		52	2.86	24	Pass
		106	5.29	24	Pass
		242	8.70	24	Pass
11ax(HE80)	CH7	26	0.31	24	Pass
		52	3.04	24	Pass
		106	6.67	24	Pass
		242	9.52	24	Pass
		484	12.54	24	Pass
	CH39	26	-0.27	24	Pass
		52	3.35	24	Pass
		106	6.51	24	Pass
		242	9.75	24	Pass
		484	12.45	24	Pass
	CH87	26	-0.33	24	Pass
		52	3.23	24	Pass
		106	6.32	24	Pass
		242	9.81	24	Pass
		484	12.05	24	Pass
11ax(HE160)	CH15	26	0.30	24	Pass
		52	2.22	24	Pass
		106	5.75	24	Pass

		242	8.87	24	Pass
		484	12.61	24	Pass
		996	15.54	24	Pass
	CH47	26	-0.41	24	Pass
		52	2.97	24	Pass
		106	6.20	24	Pass
		242	9.55	24	Pass
		484	12.40	24	Pass
		996	15.15	24	Pass
	CH79	26	0.02	24	Pass
		52	2.86	24	Pass
		106	5.49	24	Pass
		242	8.41	24	Pass
		484	12.39	24	Pass
		996	15.23	24	Pass

U-NII-6 (6425 - 6525 MHz)				
Mode	Channel	EIRP (dBm)	EIRP Limit (dBm)	Verdict
11ax(HE20)(SU)	CH97	9.19	24	Pass
11ax(HE20)(SU)	CH105	9.23	24	Pass
11ax(HE20)(SU)	CH113	9.32	24	Pass
11ax(HE40)(SU)	CH99	12.30	24	Pass
11ax(HE40)(SU)	CH107	12.52	24	Pass
11ax(HE80)(SU)	CH103	15.46	24	Pass
11ax(HE80)(SU)	CH119	15.23	24	Pass
11ax(HE160)(SU)	CH111	16.56	24	Pass

U-NII-6 (6425 - 6525 MHz)					
Mode	Channel	RU Config	EIRP (dBm)	EIRP Limit (dBm)	Verdict
11ax(HE20)	CH97	26	1.35	24	Pass
		52	3.64	24	Pass
		106	5.93	24	Pass
	CH105	26	0.95	24	Pass
		52	2.50	24	Pass
		106	6.18	24	Pass
	CH113	26	1.00	24	Pass
		52	3.77	24	Pass
		106	6.89	24	Pass
11ax(HE40)	CH99	26	0.91	24	Pass
		52	3.94	24	Pass
		106	6.84	24	Pass
		242	9.79	24	Pass
	CH107	26	1.10	24	Pass
		52	4.33	24	Pass
		106	6.96	24	Pass
		242	9.68	24	Pass
11ax(HE80)	CH103	26	0.90	24	Pass
		52	4.37	24	Pass
		106	7.14	24	Pass
		242	10.36	24	Pass
		484	13.17	24	Pass
	CH119	26	0.45	24	Pass
		52	4.33	24	Pass
		106	7.06	24	Pass
		242	10.17	24	Pass
		484	13.25	24	Pass
11ax(HE160)	CH111	26	0.55	24	Pass
		52	4.37	24	Pass
		106	6.88	24	Pass
		242	10.02	24	Pass
		484	13.68	24	Pass
		996	16.77	24	Pass

U-NII-7 (6525 - 6825 MHz)				
Mode	Channel	EIRP (dBm)	EIRP Limit (dBm)	Verdict
11ax(HE20)(SU)	CH117	9.25	24	Pass
11ax(HE20)(SU)	CH153	9.19	24	Pass
11ax(HE20)(SU)	CH181	9.98	24	Pass
11ax(HE40)(SU)	CH123	12.54	24	Pass
11ax(HE40)(SU)	CH147	11.67	24	Pass
11ax(HE40)(SU)	CH179	12.23	24	Pass
11ax(HE80)(SU)	CH135	14.95	24	Pass
11ax(HE80)(SU)	CH151	15.44	24	Pass
11ax(HE80)(SU)	CH167	15.80	24	Pass
11ax(HE160)(SU)	CH143	16.14	24	Pass

U-NII-7 (6525 - 6825 MHz)					
Mode	Channel	RU Config	EIRP (dBm)	EIRP Limit (dBm)	Verdict
11ax(HE20)	CH117	26	0.19	24	Pass
		52	2.43	24	Pass
		106	6.00	24	Pass
	CH153	26	0.87	24	Pass
		52	1.98	24	Pass
		106	5.08	24	Pass
	CH181	26	0.09	24	Pass
		52	3.00	24	Pass
		106	6.11	24	Pass
11ax(HE40)	CH123	26	0.65	24	Pass
		52	2.58	24	Pass
		106	5.14	24	Pass
		242	9.31	24	Pass
	CH147	26	-0.43	24	Pass
		52	1.97	24	Pass
		106	5.64	24	Pass
		242	8.56	24	Pass
	CH179	26	0.84	24	Pass
		52	3.21	24	Pass
		106	5.18	24	Pass
		242	9.52	24	Pass
11ax(HE80)	CH135	26	-0.16	24	Pass
		52	2.63	24	Pass
		106	5.43	24	Pass
		242	9.01	24	Pass
		484	11.65	24	Pass
	CH151	26	0.54	24	Pass
		52	2.26	24	Pass
		106	5.71	24	Pass
		242	8.78	24	Pass
		484	11.25	24	Pass
	CH167	26	0.89	24	Pass
		52	2.77	24	Pass
		106	5.93	24	Pass
		242	9.22	24	Pass
		484	12.32	24	Pass
11ax(HE160)	CH143	26	0.21	24	Pass
		52	2.17	24	Pass
		106	4.81	24	Pass

		242	8.07	24	Pass
		484	12.91	24	Pass
		996	15.61	24	Pass

U-NII-8 (6875 - 7125 MHz)				
Mode	Channel	EIRP (dBm)	EIRP Limit (dBm)	Verdict
11ax(HE20)(SU)	CH185	8.90	24	Pass
11ax(HE20)(SU)	CH189	9.13	24	Pass
11ax(HE20)(SU)	CH209	9.18	24	Pass
11ax(HE20)(SU)	CH229	9.15	24	Pass
11ax(HE40)(SU)	CH187	12.77	24	Pass
11ax(HE40)(SU)	CH211	12.34	24	Pass
11ax(HE40)(SU)	CH227	12.37	24	Pass
11ax(HE80)(SU)	CH183	15.47	24	Pass
11ax(HE80)(SU)	CH199	13.93	24	Pass
11ax(HE80)(SU)	CH215	14.26	24	Pass
11ax(HE160)(SU)	CH175	13.94	24	Pass
11ax(HE160)(SU)	CH207	13.86	24	Pass

U-NII-8 (6875 - 7125 MHz)					
Mode	Channel	RU Config	EIRP (dBm)	EIRP Limit (dBm)	Verdict
11ax(HE20)	CH185	26	0.50	24	Pass
		52	3.53	24	Pass
		106	7.26	24	Pass
	CH189	26	0.68	24	Pass
		52	3.65	24	Pass
		106	7.53	24	Pass
	CH209	26	0.86	24	Pass
		52	3.72	24	Pass
		106	7.69	24	Pass
	CH229	26	1.03	24	Pass
		52	3.70	24	Pass
		106	6.73	24	Pass
11ax(HE40)	CH187	26	1.17	24	Pass
		52	4.52	24	Pass
		106	7.40	24	Pass
		242	9.90	24	Pass
	CH211	26	1.08	24	Pass
		52	4.35	24	Pass
		106	7.66	24	Pass
		242	10.33	24	Pass
	CH227	26	0.66	24	Pass
		52	3.65	24	Pass
		106	6.53	24	Pass
		242	9.35	24	Pass
11ax(HE80)	CH183	26	1.10	24	Pass
		52	4.20	24	Pass
		106	6.57	24	Pass
		242	10.43	24	Pass
		484	13.61	24	Pass
	CH199	26	0.99	24	Pass
		52	4.58	24	Pass
		106	7.44	24	Pass
		242	10.25	24	Pass
		484	12.93	24	Pass
	CH215	26	0.02	24	Pass
		52	4.34	24	Pass
		106	6.87	24	Pass
		242	10.26	24	Pass
		484	13.10	24	Pass

11ax(HE160)	CH175	26	1.75	24	Pass
		52	4.86	24	Pass
		106	7.02	24	Pass
		242	10.78	24	Pass
		484	13.27	24	Pass
		996	15.67	24	Pass
	CH207	26	0.87	24	Pass
		52	3.32	24	Pass
		106	7.01	24	Pass
		242	9.72	24	Pass
		484	12.13	24	Pass
		996	14.58	24	Pass

MIMO-Antenna 8

U-NII-5 (5925 - 6425 MHz)				
Mode	Channel	EIRP (dBm)	EIRP Limit (dBm)	Verdict
11ax(HE20)(SU)	CH1	6.23	24	Pass
11ax(HE20)(SU)	CH45	5.76	24	Pass
11ax(HE20)(SU)	CH93	5.56	24	Pass
11ax(HE40)(SU)	CH3	8.90	24	Pass
11ax(HE40)(SU)	CH43	9.02	24	Pass
11ax(HE40)(SU)	CH91	9.21	24	Pass
11ax(HE80)(SU)	CH7	12.13	24	Pass
11ax(HE80)(SU)	CH39	11.96	24	Pass
11ax(HE80)(SU)	CH87	12.50	24	Pass
11ax(HE160)(SU)	CH15	13.10	24	Pass
11ax(HE160)(SU)	CH47	13.19	24	Pass
11ax(HE160)(SU)	CH79	13.62	24	Pass

U-NII-5 (5925 - 6425 MHz)					
Mode	Channel	RU Config	EIRP (dBm)	EIRP Limit (dBm)	Verdict
11ax(HE20)	CH1	26	-3.10	24	Pass
		52	0.02	24	Pass
		106	3.00	24	Pass
	CH45	26	-3.13	24	Pass
		52	-0.50	24	Pass
		106	2.70	24	Pass
	CH93	26	-2.66	24	Pass
		52	-0.65	24	Pass
		106	2.82	24	Pass
11ax(HE40)	CH3	26	-3.08	24	Pass
		52	0.45	24	Pass
		106	3.40	24	Pass
		242	6.85	24	Pass
	CH43	26	-2.68	24	Pass
		52	-0.08	24	Pass
		106	2.95	24	Pass
		242	5.79	24	Pass
	CH91	26	-2.33	24	Pass
		52	-0.54	24	Pass
		106	2.49	24	Pass
		242	6.10	24	Pass
11ax(HE80)	CH7	26	-2.59	24	Pass
		52	0.34	24	Pass
		106	3.07	24	Pass
		242	6.82	24	Pass
		484	9.74	24	Pass
	CH39	26	-3.27	24	Pass
		52	0.25	24	Pass
		106	3.41	24	Pass
		242	6.25	24	Pass
		484	9.65	24	Pass
	CH87	26	-3.43	24	Pass
		52	0.23	24	Pass
		106	3.42	24	Pass
		242	6.81	24	Pass
		484	9.65	24	Pass
11ax(HE160)	CH15	26	-2.40	24	Pass
		52	-0.48	24	Pass
		106	3.05	24	Pass

		242	5.97	24	Pass
		484	9.51	24	Pass
		996	12.44	24	Pass
	CH47	26	-3.41	24	Pass
		52	0.17	24	Pass
		106	3.00	24	Pass
		242	5.95	24	Pass
		484	9.40	24	Pass
		996	12.25	24	Pass
	CH79	26	-3.18	24	Pass
		52	-0.14	24	Pass
		106	2.69	24	Pass
		242	6.01	24	Pass
		484	9.19	24	Pass
		996	11.83	24	Pass

U-NII-6 (6425 - 6525 MHz)				
Mode	Channel	EIRP (dBm)	EIRP Limit (dBm)	Verdict
11ax(HE20)(SU)	CH97	5.89	24	Pass
11ax(HE20)(SU)	CH105	6.53	24	Pass
11ax(HE20)(SU)	CH113	6.12	24	Pass
11ax(HE40)(SU)	CH99	9.40	24	Pass
11ax(HE40)(SU)	CH107	9.12	24	Pass
11ax(HE80)(SU)	CH103	12.36	24	Pass
11ax(HE80)(SU)	CH119	11.93	24	Pass
11ax(HE160)(SU)	CH111	13.46	24	Pass

U-NII-6 (6425 - 6525 MHz)					
Mode	Channel	RU Config	EIRP (dBm)	EIRP Limit (dBm)	Verdict
11ax(HE20)	CH97	26	-1.85	24	Pass
		52	0.74	24	Pass
		106	2.53	24	Pass
	CH105	26	-2.05	24	Pass
		52	-0.10	24	Pass
		106	2.88	24	Pass
	CH113	26	-2.10	24	Pass
		52	1.07	24	Pass
		106	3.99	24	Pass
11ax(HE40)	CH99	26	-2.29	24	Pass
		52	1.14	24	Pass
		106	3.94	24	Pass
		242	6.89	24	Pass
	CH107	26	-1.80	24	Pass
		52	1.13	24	Pass
		106	4.06	24	Pass
		242	6.98	24	Pass
11ax(HE80)	CH103	26	-2.30	24	Pass
		52	1.07	24	Pass
		106	3.94	24	Pass
		242	7.36	24	Pass
		484	10.17	24	Pass
	CH119	26	-2.55	24	Pass
		52	1.23	24	Pass
		106	4.26	24	Pass
		242	7.17	24	Pass
		484	9.65	24	Pass
11ax(HE160)	CH111	26	-2.65	24	Pass
		52	1.27	24	Pass
		106	3.98	24	Pass
		242	7.32	24	Pass
		484	10.58	24	Pass
		996	13.17	24	Pass

U-NII-7 (6525 - 6825 MHz)				
Mode	Channel	EIRP (dBm)	EIRP Limit (dBm)	Verdict
11ax(HE20)(SU)	CH117	6.45	24	Pass
11ax(HE20)(SU)	CH153	5.69	24	Pass
11ax(HE20)(SU)	CH181	7.28	24	Pass
11ax(HE40)(SU)	CH123	8.94	24	Pass
11ax(HE40)(SU)	CH147	8.57	24	Pass
11ax(HE40)(SU)	CH179	9.03	24	Pass
11ax(HE80)(SU)	CH135	11.85	24	Pass
11ax(HE80)(SU)	CH151	12.64	24	Pass
11ax(HE80)(SU)	CH167	12.70	24	Pass
11ax(HE160)(SU)	CH143	13.24	24	Pass

U-NII-7 (6525 - 6825 MHz)					
Mode	Channel	RU Config	EIRP (dBm)	EIRP Limit (dBm)	Verdict
11ax(HE20)	CH117	26	-2.41	24	Pass
		52	-0.57	24	Pass
		106	2.70	24	Pass
	CH153	26	-2.33	24	Pass
		52	-1.12	24	Pass
		106	1.98	24	Pass
	CH181	26	-2.61	24	Pass
		52	-0.10	24	Pass
		106	3.21	24	Pass
11ax(HE40)	CH123	26	-2.85	24	Pass
		52	-0.22	24	Pass
		106	1.64	24	Pass
		242	6.31	24	Pass
	CH147	26	-3.73	24	Pass
		52	-1.23	24	Pass
		106	2.64	24	Pass
		242	5.36	24	Pass
	CH179	26	-2.56	24	Pass
		52	0.21	24	Pass
		106	2.18	24	Pass
		242	6.72	24	Pass
11ax(HE80)	CH135	26	-3.66	24	Pass
		52	-0.67	24	Pass
		106	2.73	24	Pass
		242	5.41	24	Pass
		484	8.65	24	Pass
	CH151	26	-2.26	24	Pass
		52	-0.64	24	Pass
		106	3.01	24	Pass
		242	6.08	24	Pass
		484	8.65	24	Pass
	CH167	26	-2.31	24	Pass
		52	-0.43	24	Pass
		106	2.93	24	Pass
		242	5.72	24	Pass
		484	9.22	24	Pass
11ax(HE160)	CH143	26	-3.09	24	Pass
		52	-1.13	24	Pass
		106	2.31	24	Pass

		242	5.07	24	Pass
		484	9.91	24	Pass
		996	12.41	24	Pass

U-NII-8 (6875 - 7125 MHz)				
Mode	Channel	EIRP (dBm)	EIRP Limit (dBm)	Verdict
11ax(HE20)(SU)	CH185	5.40	24	Pass
11ax(HE20)(SU)	CH189	6.03	24	Pass
11ax(HE20)(SU)	CH209	5.81	24	Pass
11ax(HE20)(SU)	CH229	5.97	24	Pass
11ax(HE40)(SU)	CH187	9.77	24	Pass
11ax(HE40)(SU)	CH211	9.34	24	Pass
11ax(HE40)(SU)	CH227	8.97	24	Pass
11ax(HE80)(SU)	CH183	12.40	24	Pass
11ax(HE80)(SU)	CH199	10.83	24	Pass
11ax(HE80)(SU)	CH215	10.86	24	Pass
11ax(HE160)(SU)	CH175	10.84	24	Pass
11ax(HE160)(SU)	CH207	10.26	24	Pass

U-NII-8 (6875 - 7125 MHz)					
Mode	Channel	RU Config	EIRP (dBm)	EIRP Limit (dBm)	Verdict
11ax(HE20)	CH185	26	-2.50	24	Pass
		52	0.63	24	Pass
		106	4.16	24	Pass
	CH189	26	-1.82	24	Pass
		52	0.85	24	Pass
		106	4.53	24	Pass
	CH209	26	-1.74	24	Pass
		52	0.72	24	Pass
		106	4.49	24	Pass
	CH229	26	-1.97	24	Pass
		52	0.70	24	Pass
		106	3.73	24	Pass
11ax(HE40)	CH187	26	-2.03	24	Pass
		52	1.62	24	Pass
		106	4.80	24	Pass
		242	7.00	24	Pass
	CH211	26	-2.12	24	Pass
		52	1.15	24	Pass
		106	4.26	24	Pass
		242	7.23	24	Pass
	CH227	26	-2.94	24	Pass
		52	0.75	24	Pass
		106	3.63	24	Pass
		242	6.65	24	Pass
11ax(HE80)	CH183	26	-1.70	24	Pass
		52	1.00	24	Pass
		106	4.17	24	Pass
		242	7.73	24	Pass
		484	10.31	24	Pass
	CH199	26	-2.21	24	Pass
		52	1.48	24	Pass
		106	4.84	24	Pass
		242	7.55	24	Pass
		484	10.03	24	Pass
	CH215	26	-2.88	24	Pass
		52	0.94	24	Pass
		106	3.97	24	Pass
		242	7.16	24	Pass
		484	10.10	24	Pass

11ax(HE160)	CH175	26	-1.15	24	Pass
		52	1.96	24	Pass
		106	3.82	24	Pass
		242	7.68	24	Pass
		484	10.77	24	Pass
		996	12.67	24	Pass
	CH207	26	-2.33	24	Pass
		52	0.62	24	Pass
		106	4.11	24	Pass
		242	6.72	24	Pass
		484	9.23	24	Pass
		996	11.58	24	Pass

MIMO-Antenna 9

U-NII-5 (5925 - 6425 MHz)				
Mode	Channel	EIRP (dBm)	EIRP Limit (dBm)	Verdict
11ax(HE20)(SU)	CH1	5.74	24	Pass
11ax(HE20)(SU)	CH45	5.86	24	Pass
11ax(HE20)(SU)	CH93	5.26	24	Pass
11ax(HE40)(SU)	CH3	8.30	24	Pass
11ax(HE40)(SU)	CH43	8.22	24	Pass
11ax(HE40)(SU)	CH91	8.41	24	Pass
11ax(HE80)(SU)	CH7	11.63	24	Pass
11ax(HE80)(SU)	CH39	11.56	24	Pass
11ax(HE80)(SU)	CH87	11.75	24	Pass
11ax(HE160)(SU)	CH15	13.20	24	Pass
11ax(HE160)(SU)	CH47	12.99	24	Pass
11ax(HE160)(SU)	CH79	13.22	24	Pass

U-NII-5 (5925 - 6425 MHz)					
Mode	Channel	RU Config	EIRP (dBm)	EIRP Limit (dBm)	Verdict
11ax(HE20)	CH1	26	-2.90	24	Pass
		52	0.12	24	Pass
		106	2.80	24	Pass
	CH45	26	-2.53	24	Pass
		52	-0.30	24	Pass
		106	2.70	24	Pass
	CH93	26	-3.16	24	Pass
		52	-0.55	24	Pass
		106	3.02	24	Pass
11ax(HE40)	CH3	26	-2.88	24	Pass
		52	0.55	24	Pass
		106	2.60	24	Pass
		242	7.15	24	Pass
	CH43	26	-2.58	24	Pass
		52	0.02	24	Pass
		106	2.95	24	Pass
		242	5.69	24	Pass
	CH91	26	-2.93	24	Pass
		52	-0.54	24	Pass
		106	2.29	24	Pass
		242	5.90	24	Pass
11ax(HE80)	CH7	26	-2.89	24	Pass
		52	0.24	24	Pass
		106	3.77	24	Pass
		242	6.32	24	Pass
		484	9.44	24	Pass
	CH39	26	-3.07	24	Pass
		52	0.15	24	Pass
		106	3.51	24	Pass
		242	6.35	24	Pass
		484	9.05	24	Pass
	CH87	26	-3.33	24	Pass
		52	0.13	24	Pass
		106	3.02	24	Pass
		242	6.41	24	Pass
		484	8.65	24	Pass
11ax(HE160)	CH15	26	-2.70	24	Pass
		52	-0.58	24	Pass
		106	2.95	24	Pass

		242	5.67	24	Pass
		484	9.61	24	Pass
		996	12.34	24	Pass
	CH47	26	-3.51	24	Pass
		52	-0.13	24	Pass
		106	2.90	24	Pass
		242	6.65	24	Pass
		484	9.50	24	Pass
		996	12.05	24	Pass
	CH79	26	-2.98	24	Pass
		52	-0.04	24	Pass
		106	2.09	24	Pass
		242	5.11	24	Pass
		484	9.39	24	Pass
		996	12.03	24	Pass

U-NII-6 (6425 - 6525 MHz)				
Mode	Channel	EIRP (dBm)	EIRP Limit (dBm)	Verdict
11ax(HE20)(SU)	CH97	5.89	24	Pass
11ax(HE20)(SU)	CH105	5.53	24	Pass
11ax(HE20)(SU)	CH113	6.12	24	Pass
11ax(HE40)(SU)	CH99	8.90	24	Pass
11ax(HE40)(SU)	CH107	9.32	24	Pass
11ax(HE80)(SU)	CH103	12.06	24	Pass
11ax(HE80)(SU)	CH119	11.53	24	Pass
11ax(HE160)(SU)	CH111	13.36	24	Pass

U-NII-6 (6425 - 6525 MHz)					
Mode	Channel	RU Config	EIRP (dBm)	EIRP Limit (dBm)	Verdict
11ax(HE20)	CH97	26	-1.45	24	Pass
		52	0.64	24	Pass
		106	2.53	24	Pass
	CH105	26	-2.25	24	Pass
		52	-0.30	24	Pass
		106	3.38	24	Pass
	CH113	26	-2.00	24	Pass
		52	0.77	24	Pass
		106	3.49	24	Pass
11ax(HE40)	CH99	26	-2.49	24	Pass
		52	0.84	24	Pass
		106	4.04	24	Pass
		242	6.59	24	Pass
	CH107	26	-2.30	24	Pass
		52	1.03	24	Pass
		106	3.76	24	Pass
		242	6.68	24	Pass
11ax(HE80)	CH103	26	-2.30	24	Pass
		52	1.07	24	Pass
		106	4.14	24	Pass
		242	7.16	24	Pass
		484	10.17	24	Pass
	CH119	26	-2.85	24	Pass
		52	1.43	24	Pass
		106	3.86	24	Pass
		242	6.97	24	Pass
		484	10.15	24	Pass
11ax(HE160)	CH111	26	-2.65	24	Pass
		52	1.27	24	Pass
		106	3.98	24	Pass
		242	6.92	24	Pass
		484	10.78	24	Pass
		996	13.37	24	Pass

U-NII-7 (6525 - 6825 MHz)				
Mode	Channel	EIRP (dBm)	EIRP Limit (dBm)	Verdict
11ax(HE20)(SU)	CH117	6.15	24	Pass
11ax(HE20)(SU)	CH153	5.69	24	Pass
11ax(HE20)(SU)	CH181	6.28	24	Pass
11ax(HE40)(SU)	CH123	9.34	24	Pass
11ax(HE40)(SU)	CH147	8.37	24	Pass
11ax(HE40)(SU)	CH179	8.93	24	Pass
11ax(HE80)(SU)	CH135	11.85	24	Pass
11ax(HE80)(SU)	CH151	11.74	24	Pass
11ax(HE80)(SU)	CH167	12.10	24	Pass
11ax(HE160)(SU)	CH143	12.44	24	Pass

U-NII-7 (6525 - 6825 MHz)					
Mode	Channel	RU Config	EIRP (dBm)	EIRP Limit (dBm)	Verdict
11ax(HE20)	CH117	26	-3.21	24	Pass
		52	-0.97	24	Pass
		106	2.70	24	Pass
	CH153	26	-1.93	24	Pass
		52	-1.02	24	Pass
		106	1.88	24	Pass
	CH181	26	-2.91	24	Pass
		52	-0.10	24	Pass
		106	2.71	24	Pass
11ax(HE40)	CH123	26	-2.35	24	Pass
		52	-0.22	24	Pass
		106	1.84	24	Pass
		242	6.31	24	Pass
	CH147	26	-3.73	24	Pass
		52	-0.93	24	Pass
		106	2.64	24	Pass
		242	5.16	24	Pass
	CH179	26	-2.46	24	Pass
		52	-0.19	24	Pass
		106	2.38	24	Pass
		242	6.12	24	Pass
11ax(HE80)	CH135	26	-3.36	24	Pass
		52	-0.67	24	Pass
		106	2.23	24	Pass
		242	6.01	24	Pass
		484	8.85	24	Pass
	CH151	26	-2.46	24	Pass
		52	-0.64	24	Pass
		106	2.91	24	Pass
		242	5.78	24	Pass
		484	8.45	24	Pass
	CH167	26	-2.11	24	Pass
		52	-0.53	24	Pass
		106	3.03	24	Pass
		242	6.32	24	Pass
		484	9.02	24	Pass
11ax(HE160)	CH143	26	-3.19	24	Pass
		52	-1.13	24	Pass
		106	1.51	24	Pass

		242	5.17	24	Pass
		484	9.61	24	Pass
		996	12.51	24	Pass

U-NII-8 (6875 - 7125 MHz)				
Mode	Channel	EIRP (dBm)	EIRP Limit (dBm)	Verdict
11ax(HE20)(SU)	CH185	5.20	24	Pass
11ax(HE20)(SU)	CH189	6.03	24	Pass
11ax(HE20)(SU)	CH209	6.08	24	Pass
11ax(HE20)(SU)	CH229	5.65	24	Pass
11ax(HE40)(SU)	CH187	9.17	24	Pass
11ax(HE40)(SU)	CH211	9.24	24	Pass
11ax(HE40)(SU)	CH227	8.77	24	Pass
11ax(HE80)(SU)	CH183	11.87	24	Pass
11ax(HE80)(SU)	CH199	10.63	24	Pass
11ax(HE80)(SU)	CH215	10.86	24	Pass
11ax(HE160)(SU)	CH175	10.84	24	Pass
11ax(HE160)(SU)	CH207	10.16	24	Pass

U-NII-8 (6875 - 7125 MHz)					
Mode	Channel	RU Config	EIRP (dBm)	EIRP Limit (dBm)	Verdict
11ax(HE20)	CH185	26	-2.40	24	Pass
		52	0.73	24	Pass
		106	4.16	24	Pass
	CH189	26	-2.72	24	Pass
		52	0.75	24	Pass
		106	4.33	24	Pass
	CH209	26	-2.54	24	Pass
		52	0.82	24	Pass
		106	4.69	24	Pass
	CH229	26	-1.77	24	Pass
		52	0.60	24	Pass
		106	3.63	24	Pass
11ax(HE40)	CH187	26	-1.93	24	Pass
		52	1.42	24	Pass
		106	4.20	24	Pass
		242	6.70	24	Pass
	CH211	26	-1.72	24	Pass
		52	1.45	24	Pass
		106	4.86	24	Pass
		242	7.03	24	Pass
	CH227	26	-2.74	24	Pass
		52	0.55	24	Pass
		106	3.73	24	Pass
		242	6.35	24	Pass
11ax(HE80)	CH183	26	-1.90	24	Pass
		52	1.30	24	Pass
		106	3.47	24	Pass
		242	7.23	24	Pass
		484	10.31	24	Pass
	CH199	26	-2.41	24	Pass
		52	1.68	24	Pass
		106	4.44	24	Pass
		242	6.95	24	Pass
		484	9.63	24	Pass
	CH215	26	-2.88	24	Pass
		52	1.34	24	Pass
		106	3.57	24	Pass
		242	6.96	24	Pass
		484	10.30	24	Pass

11ax(HE160)	CH175	26	-1.15	24	Pass
		52	1.56	24	Pass
		106	4.22	24	Pass
		242	7.68	24	Pass
		484	10.37	24	Pass
		996	12.37	24	Pass
	CH207	26	-2.03	24	Pass
		52	-0.08	24	Pass
		106	3.81	24	Pass
		242	6.82	24	Pass
		484	9.03	24	Pass
		996	11.28	24	Pass

MIMO

U-NII-5 (5925 - 6425 MHz)				
Mode	Channel	EIRP (dBm)	EIRP Limit (dBm)	Verdict
11ax(HE20)(SU)	CH1	9.00	24	Pass
11ax(HE20)(SU)	CH45	8.82	24	Pass
11ax(HE20)(SU)	CH93	8.42	24	Pass
11ax(HE40)(SU)	CH3	11.62	24	Pass
11ax(HE40)(SU)	CH43	11.65	24	Pass
11ax(HE40)(SU)	CH91	11.84	24	Pass
11ax(HE80)(SU)	CH7	14.90	24	Pass
11ax(HE80)(SU)	CH39	14.77	24	Pass
11ax(HE80)(SU)	CH87	15.15	24	Pass
11ax(HE160)(SU)	CH15	16.16	24	Pass
11ax(HE160)(SU)	CH47	16.10	24	Pass
11ax(HE160)(SU)	CH79	16.43	24	Pass

U-NII-5 (5925 - 6425 MHz)					
Mode	Channel	RU Config	EIRP (dBm)	EIRP Limit (dBm)	Verdict
11ax(HE20)	CH1	26	0.01	24	Pass
		52	3.08	24	Pass
		106	5.91	24	Pass
	CH45	26	0.19	24	Pass
		52	2.61	24	Pass
		106	5.71	24	Pass
	CH93	26	0.11	24	Pass
		52	2.41	24	Pass
		106	5.93	24	Pass
11ax(HE40)	CH3	26	0.03	24	Pass
		52	3.51	24	Pass
		106	6.03	24	Pass
		242	10.01	24	Pass
	CH43	26	0.38	24	Pass
		52	2.98	24	Pass
		106	5.96	24	Pass
		242	8.75	24	Pass
	CH91	26	0.39	24	Pass
		52	2.47	24	Pass
		106	5.40	24	Pass
		242	9.01	24	Pass
11ax(HE80)	CH7	26	0.27	24	Pass
		52	3.30	24	Pass
		106	6.44	24	Pass
		242	9.59	24	Pass
		484	12.60	24	Pass
	CH39	26	-0.16	24	Pass
		52	3.21	24	Pass
		106	6.47	24	Pass
		242	9.31	24	Pass
		484	12.37	24	Pass
	CH87	26	-0.37	24	Pass
		52	3.19	24	Pass
		106	6.23	24	Pass
		242	9.62	24	Pass
		484	12.19	24	Pass
11ax(HE160)	CH15	26	0.46	24	Pass
		52	2.48	24	Pass
		106	6.01	24	Pass

		242	8.83	24	Pass
		484	12.57	24	Pass
		996	15.40	24	Pass
	CH47	26	-0.45	24	Pass
		52	3.03	24	Pass
		106	5.96	24	Pass
		242	9.32	24	Pass
		484	12.46	24	Pass
		996	15.16	24	Pass
	CH79	26	-0.07	24	Pass
		52	2.92	24	Pass
		106	5.41	24	Pass
		242	8.59	24	Pass
		484	12.30	24	Pass
		996	14.94	24	Pass

U-NII-6 (6425 - 6525 MHz)				
Mode	Channel	EIRP (dBm)	EIRP Limit (dBm)	Verdict
11ax(HE20)(SU)	CH97	8.90	24	Pass
11ax(HE20)(SU)	CH105	9.07	24	Pass
11ax(HE20)(SU)	CH113	9.13	24	Pass
11ax(HE40)(SU)	CH99	12.17	24	Pass
11ax(HE40)(SU)	CH107	12.23	24	Pass
11ax(HE80)(SU)	CH103	15.22	24	Pass
11ax(HE80)(SU)	CH119	14.74	24	Pass
11ax(HE160)(SU)	CH111	16.42	24	Pass

U-NII-6 (6425 - 6525 MHz)					
Mode	Channel	RU Config	EIRP (dBm)	EIRP Limit (dBm)	Verdict
11ax(HE20)	CH97	26	1.36	24	Pass
		52	3.70	24	Pass
		106	5.54	24	Pass
	CH105	26	0.86	24	Pass
		52	2.81	24	Pass
		106	6.15	24	Pass
	CH113	26	0.96	24	Pass
		52	3.93	24	Pass
		106	6.76	24	Pass
11ax(HE40)	CH99	26	0.62	24	Pass
		52	4.00	24	Pass
		106	7.00	24	Pass
		242	9.75	24	Pass
	CH107	26	0.97	24	Pass
		52	4.09	24	Pass
		106	6.92	24	Pass
		242	9.84	24	Pass
11ax(HE80)	CH103	26	0.71	24	Pass
		52	4.08	24	Pass
		106	7.05	24	Pass
		242	10.27	24	Pass
		484	13.18	24	Pass
	CH119	26	0.31	24	Pass
		52	4.34	24	Pass
		106	7.07	24	Pass
		242	10.08	24	Pass
		484	12.92	24	Pass
11ax(HE160)	CH111	26	0.36	24	Pass
		52	4.28	24	Pass
		106	6.99	24	Pass
		242	10.13	24	Pass
		484	13.69	24	Pass
		996	16.28	24	Pass

U-NII-7 (6525 - 6825 MHz)				
Mode	Channel	EIRP (dBm)	EIRP Limit (dBm)	Verdict
11ax(HE20)(SU)	CH117	9.31	24	Pass
11ax(HE20)(SU)	CH153	8.70	24	Pass
11ax(HE20)(SU)	CH181	9.82	24	Pass
11ax(HE40)(SU)	CH123	12.15	24	Pass
11ax(HE40)(SU)	CH147	11.48	24	Pass
11ax(HE40)(SU)	CH179	11.99	24	Pass
11ax(HE80)(SU)	CH135	14.86	24	Pass
11ax(HE80)(SU)	CH151	15.22	24	Pass
11ax(HE80)(SU)	CH167	15.42	24	Pass
11ax(HE160)(SU)	CH143	15.87	24	Pass

U-NII-7 (6525 - 6825 MHz)					
Mode	Channel	RU Config	EIRP (dBm)	EIRP Limit (dBm)	Verdict
11ax(HE20)	CH117	26	0.22	24	Pass
		52	2.24	24	Pass
		106	5.71	24	Pass
	CH153	26	0.88	24	Pass
		52	1.94	24	Pass
		106	4.94	24	Pass
	CH181	26	0.25	24	Pass
		52	2.91	24	Pass
		106	5.98	24	Pass
11ax(HE40)	CH123	26	0.42	24	Pass
		52	2.79	24	Pass
		106	4.75	24	Pass
		242	9.32	24	Pass
	CH147	26	-0.72	24	Pass
		52	1.93	24	Pass
		106	5.65	24	Pass
		242	8.27	24	Pass
	CH179	26	0.50	24	Pass
		52	3.02	24	Pass
		106	5.29	24	Pass
		242	9.44	24	Pass
11ax(HE80)	CH135	26	-0.50	24	Pass
		52	2.34	24	Pass
		106	5.50	24	Pass
		242	8.73	24	Pass
		484	11.76	24	Pass
	CH151	26	0.65	24	Pass
		52	2.37	24	Pass
		106	5.97	24	Pass
		242	8.94	24	Pass
		484	11.56	24	Pass
	CH167	26	0.80	24	Pass
		52	2.53	24	Pass
		106	5.99	24	Pass
		242	9.04	24	Pass
		484	12.13	24	Pass
11ax(HE160)	CH143	26	-0.13	24	Pass
		52	1.88	24	Pass
		106	4.94	24	Pass

		242	8.13	24	Pass
		484	12.77	24	Pass
		996	15.47	24	Pass

U-NII-8 (6875 - 7125 MHz)				
Mode	Channel	EIRP (dBm)	EIRP Limit (dBm)	Verdict
11ax(HE20)(SU)	CH185	8.31	24	Pass
11ax(HE20)(SU)	CH189	9.04	24	Pass
11ax(HE20)(SU)	CH209	8.96	24	Pass
11ax(HE20)(SU)	CH229	8.82	24	Pass
11ax(HE40)(SU)	CH187	12.49	24	Pass
11ax(HE40)(SU)	CH211	12.30	24	Pass
11ax(HE40)(SU)	CH227	11.88	24	Pass
11ax(HE80)(SU)	CH183	15.15	24	Pass
11ax(HE80)(SU)	CH199	13.74	24	Pass
11ax(HE80)(SU)	CH215	13.87	24	Pass
11ax(HE160)(SU)	CH175	13.85	24	Pass
11ax(HE160)(SU)	CH207	13.22	24	Pass

U-NII-8 (6875 - 7125 MHz)					
Mode	Channel	RU Config	EIRP (dBm)	EIRP Limit (dBm)	Verdict
11ax(HE20)	CH185	26	0.56	24	Pass
		52	3.69	24	Pass
		106	7.17	24	Pass
	CH189	26	0.76	24	Pass
		52	3.81	24	Pass
		106	7.44	24	Pass
	CH209	26	0.89	24	Pass
		52	3.78	24	Pass
		106	7.60	24	Pass
	CH229	26	1.14	24	Pass
		52	3.66	24	Pass
		106	6.69	24	Pass
11ax(HE40)	CH187	26	1.03	24	Pass
		52	4.53	24	Pass
		106	7.52	24	Pass
		242	9.86	24	Pass
	CH211	26	1.09	24	Pass
		52	4.31	24	Pass
		106	7.58	24	Pass
		242	10.14	24	Pass
	CH227	26	0.17	24	Pass
		52	3.66	24	Pass
		106	6.69	24	Pass
		242	9.51	24	Pass
11ax(HE80)	CH183	26	1.21	24	Pass
		52	4.16	24	Pass
		106	6.84	24	Pass
		242	10.50	24	Pass
		484	13.32	24	Pass
	CH199	26	0.70	24	Pass
		52	4.59	24	Pass
		106	7.65	24	Pass
		242	10.27	24	Pass
		484	12.84	24	Pass
	CH215	26	0.13	24	Pass
		52	4.15	24	Pass
		106	6.78	24	Pass
		242	10.07	24	Pass
		484	13.21	24	Pass

11ax(HE160)	CH175	26	1.86	24	Pass
		52	4.77	24	Pass
		106	7.03	24	Pass
		242	10.69	24	Pass
		484	13.58	24	Pass
		996	15.53	24	Pass
	CH207	26	0.83	24	Pass
		52	3.29	24	Pass
		106	6.97	24	Pass
		242	9.78	24	Pass
		484	12.14	24	Pass
		996	14.44	24	Pass

Standard-Client

SISO-Antenna 8

U-NII-5 (5925 - 6425 MHz)				
Mode	Channel	EIRP (dBm)	EIRP Limit (dBm)	Verdict
11ax(HE20)(SU)	CH1	11.65	30	Pass
11ax(HE20)(SU)	CH45	11.35	30	Pass
11ax(HE20)(SU)	CH93	11.80	30	Pass
11ax(HE40)(SU)	CH3	14.63	30	Pass
11ax(HE40)(SU)	CH43	14.33	30	Pass
11ax(HE40)(SU)	CH91	14.49	30	Pass
11ax(HE80)(SU)	CH7	16.96	30	Pass
11ax(HE80)(SU)	CH39	16.95	30	Pass
11ax(HE80)(SU)	CH87	16.77	30	Pass
11ax(HE160)(SU)	CH15	16.75	30	Pass
11ax(HE160)(SU)	CH47	16.76	30	Pass
11ax(HE160)(SU)	CH79	16.29	30	Pass

U-NII-5 (5925 - 6425 MHz)					
Mode	Channel	RU Config	EIRP (dBm)	EIRP Limit (dBm)	Verdict
11ax(HE20)	CH1	26	1.26	30	Pass
		52	4.26	30	Pass
		106	7.25	30	Pass
	CH45	26	1.33	30	Pass
		52	3.98	30	Pass
		106	6.78	30	Pass
	CH93	26	0.66	30	Pass
		52	3.81	30	Pass
		106	6.79	30	Pass
11ax(HE40)	CH3	26	1.14	30	Pass
		52	4.27	30	Pass
		106	7.65	30	Pass
		242	10.75	30	Pass
	CH43	26	0.43	30	Pass
		52	4.11	30	Pass
		106	7.01	30	Pass
		242	10.21	30	Pass
	CH91	26	1.70	30	Pass
		52	4.83	30	Pass
		106	7.86	30	Pass
		242	10.98	30	Pass
11ax(HE80)	CH7	26	1.30	30	Pass
		52	4.39	30	Pass
		106	7.55	30	Pass
		242	10.75	30	Pass
		484	13.76	30	Pass
	CH39	26	2.14	30	Pass
		52	4.35	30	Pass
		106	7.21	30	Pass
		242	10.72	30	Pass
		484	13.89	30	Pass
	CH87	26	1.39	30	Pass
		52	4.70	30	Pass
		106	7.52	30	Pass
		242	10.63	30	Pass
		484	13.33	30	Pass
11ax(HE160)	CH15	26	1.32	30	Pass
		52	4.89	30	Pass
		106	7.85	30	Pass

		242	11.24	30	Pass
		484	14.04	30	Pass
		996	16.81	30	Pass
	CH47	26	2.16	30	Pass
		52	4.51	30	Pass
		106	7.64	30	Pass
		242	10.38	30	Pass
		484	13.65	30	Pass
		996	16.16	30	Pass
	CH79	26	1.68	30	Pass
		52	4.96	30	Pass
		106	7.69	30	Pass
		242	10.86	30	Pass
		484	13.59	30	Pass
		996	15.24	30	Pass

U-NII-7 (6525 - 6825 MHz)				
Mode	Channel	EIRP (dBm)	EIRP Limit (dBm)	Verdict
11ax(HE20)(SU)	CH117	11.34	30	Pass
11ax(HE20)(SU)	CH153	11.29	30	Pass
11ax(HE20)(SU)	CH181	12.06	30	Pass
11ax(HE40)(SU)	CH123	14.72	30	Pass
11ax(HE40)(SU)	CH147	14.03	30	Pass
11ax(HE40)(SU)	CH179	15.00	30	Pass
11ax(HE80)(SU)	CH135	16.97	30	Pass
11ax(HE80)(SU)	CH151	16.86	30	Pass
11ax(HE80)(SU)	CH167	16.58	30	Pass
11ax(HE160)(SU)	CH143	16.64	30	Pass

U-NII-7 (6525 - 6825 MHz)					
Mode	Channel	RU Config	EIRP (dBm)	EIRP Limit (dBm)	Verdict
11ax(HE20)	CH117	26	0.64	30	Pass
		52	3.98	30	Pass
		106	6.96	30	Pass
	CH153	26	0.88	30	Pass
		52	4.02	30	Pass
		106	7.22	30	Pass
	CH181	26	0.77	30	Pass
		52	3.83	30	Pass
		106	6.90	30	Pass
11ax(HE40)	CH123	26	1.44	30	Pass
		52	4.10	30	Pass
		106	6.94	30	Pass
		242	9.84	30	Pass
	CH147	26	0.61	30	Pass
		52	3.79	30	Pass
		106	6.81	30	Pass
		242	10.32	30	Pass
	CH179	26	0.56	30	Pass
		52	4.08	30	Pass
		106	7.14	30	Pass
		242	10.67	30	Pass
11ax(HE80)	CH135	26	-0.51	30	Pass
		52	3.65	30	Pass
		106	6.59	30	Pass
		242	10.75	30	Pass
		484	13.53	30	Pass
	CH151	26	0.65	30	Pass
		52	3.80	30	Pass
		106	6.78	30	Pass
		242	10.55	30	Pass
		484	13.32	30	Pass
	CH167	26	1.88	30	Pass
		52	3.88	30	Pass
		106	6.81	30	Pass
		242	10.28	30	Pass
		484	13.14	30	Pass
11ax(HE160)	CH143	26	0.95	30	Pass
		52	4.05	30	Pass
		106	7.09	30	Pass

		242	10.95	30	Pass
		484	13.72	30	Pass
		996	16.19	30	Pass

SISO-Antenna 9

U-NII-5 (5925 - 6425 MHz)				
Mode	Channel	EIRP (dBm)	EIRP Limit (dBm)	Verdict
11ax(HE20)(SU)	CH1	11.42	30	Pass
11ax(HE20)(SU)	CH45	11.21	30	Pass
11ax(HE20)(SU)	CH93	11.70	30	Pass
11ax(HE40)(SU)	CH3	14.29	30	Pass
11ax(HE40)(SU)	CH43	14.17	30	Pass
11ax(HE40)(SU)	CH91	14.35	30	Pass
11ax(HE80)(SU)	CH7	16.76	30	Pass
11ax(HE80)(SU)	CH39	16.65	30	Pass
11ax(HE80)(SU)	CH87	16.58	30	Pass
11ax(HE160)(SU)	CH15	16.65	30	Pass
11ax(HE160)(SU)	CH47	16.76	30	Pass
11ax(HE160)(SU)	CH79	16.07	30	Pass

U-NII-5 (5925 - 6425 MHz)					
Mode	Channel	RU Config	EIRP (dBm)	EIRP Limit (dBm)	Verdict
11ax(HE20)	CH1	26	0.96	30	Pass
		52	4.36	30	Pass
		106	7.35	30	Pass
	CH45	26	1.03	30	Pass
		52	3.88	30	Pass
		106	6.38	30	Pass
	CH93	26	0.76	30	Pass
		52	3.71	30	Pass
		106	6.49	30	Pass
11ax(HE40)	CH3	26	0.84	30	Pass
		52	4.47	30	Pass
		106	7.65	30	Pass
		242	10.95	30	Pass
	CH43	26	0.43	30	Pass
		52	4.21	30	Pass
		106	7.11	30	Pass
		242	10.41	30	Pass
	CH91	26	1.70	30	Pass
		52	4.63	30	Pass
		106	8.06	30	Pass
		242	10.68	30	Pass
11ax(HE80)	CH7	26	1.10	30	Pass
		52	4.59	30	Pass
		106	7.25	30	Pass
		242	10.35	30	Pass
		484	13.36	30	Pass
	CH39	26	1.94	30	Pass
		52	4.45	30	Pass
		106	7.21	30	Pass
		242	10.72	30	Pass
		484	14.09	30	Pass
	CH87	26	1.59	30	Pass
		52	4.90	30	Pass
		106	7.62	30	Pass
		242	10.43	30	Pass
		484	13.13	30	Pass
11ax(HE160)	CH15	26	1.52	30	Pass
		52	4.69	30	Pass
		106	7.45	30	Pass

		242	11.34	30	Pass
		484	13.94	30	Pass
		996	16.41	30	Pass
	CH47	26	1.76	30	Pass
		52	4.31	30	Pass
		106	7.84	30	Pass
		242	10.28	30	Pass
		484	13.55	30	Pass
		996	16.26	30	Pass
	CH79	26	1.88	30	Pass
		52	5.16	30	Pass
		106	7.39	30	Pass
		242	10.56	30	Pass
		484	13.79	30	Pass
		996	15.24	30	Pass

U-NII-7 (6525 - 6825 MHz)				
Mode	Channel	EIRP (dBm)	EIRP Limit (dBm)	Verdict
11ax(HE20)(SU)	CH117	11.14	30	Pass
11ax(HE20)(SU)	CH153	11.29	30	Pass
11ax(HE20)(SU)	CH181	11.76	30	Pass
11ax(HE40)(SU)	CH123	14.25	30	Pass
11ax(HE40)(SU)	CH147	14.03	30	Pass
11ax(HE40)(SU)	CH179	14.90	30	Pass
11ax(HE80)(SU)	CH135	16.97	30	Pass
11ax(HE80)(SU)	CH151	16.74	30	Pass
11ax(HE80)(SU)	CH167	16.18	30	Pass
11ax(HE160)(SU)	CH143	16.27	30	Pass

U-NII-7 (6525 - 6825 MHz)					
Mode	Channel	RU Config	EIRP (dBm)	EIRP Limit (dBm)	Verdict
11ax(HE20)	CH117	26	0.24	30	Pass
		52	3.68	30	Pass
		106	7.06	30	Pass
	CH153	26	0.78	30	Pass
		52	3.82	30	Pass
		106	6.82	30	Pass
	CH181	26	0.67	30	Pass
		52	3.43	30	Pass
		106	7.00	30	Pass
11ax(HE40)	CH123	26	1.04	30	Pass
		52	3.80	30	Pass
		106	7.04	30	Pass
		242	9.94	30	Pass
	CH147	26	0.81	30	Pass
		52	3.39	30	Pass
		106	6.91	30	Pass
		242	10.12	30	Pass
	CH179	26	0.66	30	Pass
		52	3.78	30	Pass
		106	6.74	30	Pass
		242	10.67	30	Pass
11ax(HE80)	CH135	26	-0.41	30	Pass
		52	3.75	30	Pass
		106	6.19	30	Pass
		242	10.85	30	Pass
		484	13.63	30	Pass
	CH151	26	0.35	30	Pass
		52	4.00	30	Pass
		106	6.68	30	Pass
		242	10.65	30	Pass
		484	13.32	30	Pass
	CH167	26	1.68	30	Pass
		52	3.48	30	Pass
		106	6.71	30	Pass
		242	9.88	30	Pass
		484	12.94	30	Pass
11ax(HE160)	CH143	26	1.05	30	Pass
		52	4.25	30	Pass
		106	7.19	30	Pass

		242	10.95	30	Pass
		484	13.92	30	Pass
		996	16.19	30	Pass

MIMO-Antenna 8

U-NII-5 (5925 - 6425 MHz)				
Mode	Channel	EIRP (dBm)	EIRP Limit (dBm)	Verdict
11ax(HE20)(SU)	CH1	8.25	30	Pass
11ax(HE20)(SU)	CH45	8.15	30	Pass
11ax(HE20)(SU)	CH93	8.50	30	Pass
11ax(HE40)(SU)	CH3	11.46	30	Pass
11ax(HE40)(SU)	CH43	11.33	30	Pass
11ax(HE40)(SU)	CH91	11.42	30	Pass
11ax(HE80)(SU)	CH7	13.47	30	Pass
11ax(HE80)(SU)	CH39	13.85	30	Pass
11ax(HE80)(SU)	CH87	13.47	30	Pass
11ax(HE160)(SU)	CH15	13.45	30	Pass
11ax(HE160)(SU)	CH47	13.66	30	Pass
11ax(HE160)(SU)	CH79	13.09	30	Pass

U-NII-5 (5925 - 6425 MHz)					
Mode	Channel	RU Config	EIRP (dBm)	EIRP Limit (dBm)	Verdict
11ax(HE20)	CH1	26	-2.14	30	Pass
		52	0.86	30	Pass
		106	4.25	30	Pass
	CH45	26	-2.07	30	Pass
		52	0.68	30	Pass
		106	3.48	30	Pass
	CH93	26	-2.34	30	Pass
		52	0.41	30	Pass
		106	3.99	30	Pass
11ax(HE40)	CH3	26	-2.26	30	Pass
		52	1.27	30	Pass
		106	4.45	30	Pass
		242	7.55	30	Pass
	CH43	26	-2.97	30	Pass
		52	1.01	30	Pass
		106	3.81	30	Pass
		242	6.81	30	Pass
	CH91	26	-1.40	30	Pass
		52	2.03	30	Pass
		106	4.56	30	Pass
		242	7.58	30	Pass
11ax(HE80)	CH7	26	-1.80	30	Pass
		52	1.39	30	Pass
		106	4.55	30	Pass
		242	7.85	30	Pass
		484	10.46	30	Pass
	CH39	26	-0.86	30	Pass
		52	1.25	30	Pass
		106	4.11	30	Pass
		242	7.32	30	Pass
		484	10.79	30	Pass
	CH87	26	-1.61	30	Pass
		52	1.80	30	Pass
		106	4.42	30	Pass
		242	7.53	30	Pass
		484	10.53	30	Pass
11ax(HE160)	CH15	26	-1.78	30	Pass
		52	1.89	30	Pass
		106	4.75	30	Pass

		242	8.34	30	Pass
		484	10.74	30	Pass
		996	14.01	30	Pass
	CH47	26	-0.94	30	Pass
		52	1.11	30	Pass
		106	4.34	30	Pass
		242	7.18	30	Pass
		484	10.85	30	Pass
		996	13.36	30	Pass
	CH79	26	-1.32	30	Pass
		52	2.06	30	Pass
		106	4.59	30	Pass
		242	7.66	30	Pass
		484	10.49	30	Pass
		996	12.14	30	Pass

U-NII-7 (6525 - 6825 MHz)				
Mode	Channel	EIRP (dBm)	EIRP Limit (dBm)	Verdict
11ax(HE20)(SU)	CH117	8.04	30	Pass
11ax(HE20)(SU)	CH153	8.39	30	Pass
11ax(HE20)(SU)	CH181	8.76	30	Pass
11ax(HE40)(SU)	CH123	11.32	30	Pass
11ax(HE40)(SU)	CH147	10.86	30	Pass
11ax(HE40)(SU)	CH179	11.79	30	Pass
11ax(HE80)(SU)	CH135	13.87	30	Pass
11ax(HE80)(SU)	CH151	13.76	30	Pass
11ax(HE80)(SU)	CH167	13.28	30	Pass
11ax(HE160)(SU)	CH143	13.24	30	Pass

U-NII-7 (6525 - 6825 MHz)					
Mode	Channel	RU Config	EIRP (dBm)	EIRP Limit (dBm)	Verdict
11ax(HE20)	CH117	26	-2.26	30	Pass
		52	0.78	30	Pass
		106	4.06	30	Pass
	CH153	26	-2.12	30	Pass
		52	0.82	30	Pass
		106	4.42	30	Pass
	CH181	26	-2.23	30	Pass
		52	0.93	30	Pass
		106	3.80	30	Pass
11ax(HE40)	CH123	26	-1.36	30	Pass
		52	1.10	30	Pass
		106	3.64	30	Pass
		242	6.54	30	Pass
	CH147	26	-2.79	30	Pass
		52	0.49	30	Pass
		106	3.41	30	Pass
		242	6.92	30	Pass
	CH179	26	-2.84	30	Pass
		52	1.28	30	Pass
		106	3.84	30	Pass
		242	7.47	30	Pass
11ax(HE80)	CH135	26	-3.61	30	Pass
		52	0.45	30	Pass
		106	3.29	30	Pass
		242	7.35	30	Pass
		484	10.23	30	Pass
	CH151	26	-2.45	30	Pass
		52	0.70	30	Pass
		106	3.38	30	Pass
		242	7.45	30	Pass
		484	10.32	30	Pass
	CH167	26	-1.52	30	Pass
		52	1.08	30	Pass
		106	3.91	30	Pass
		242	6.98	30	Pass
		484	9.74	30	Pass
11ax(HE160)	CH143	26	-2.35	30	Pass
		52	0.65	30	Pass
		106	3.69	30	Pass

		242	7.65	30	Pass
		484	10.72	30	Pass
		996	13.19	30	Pass

MIMO-Antenna 9

U-NII-5 (5925 - 6425 MHz)				
Mode	Channel	EIRP (dBm)	EIRP Limit (dBm)	Verdict
11ax(HE20)(SU)	CH1	8.22	30	Pass
11ax(HE20)(SU)	CH45	8.21	30	Pass
11ax(HE20)(SU)	CH93	8.62	30	Pass
11ax(HE40)(SU)	CH3	11.02	30	Pass
11ax(HE40)(SU)	CH43	10.87	30	Pass
11ax(HE40)(SU)	CH91	11.15	30	Pass
11ax(HE80)(SU)	CH7	13.66	30	Pass
11ax(HE80)(SU)	CH39	13.54	30	Pass
11ax(HE80)(SU)	CH87	13.18	30	Pass
11ax(HE160)(SU)	CH15	13.48	30	Pass
11ax(HE160)(SU)	CH47	13.46	30	Pass
11ax(HE160)(SU)	CH79	12.87	30	Pass

U-NII-5 (5925 - 6425 MHz)					
Mode	Channel	RU Config	EIRP (dBm)	EIRP Limit (dBm)	Verdict
11ax(HE20)	CH1	26	-1.84	30	Pass
		52	1.26	30	Pass
		106	4.25	30	Pass
	CH45	26	-2.17	30	Pass
		52	0.98	30	Pass
		106	2.98	30	Pass
	CH93	26	-2.44	30	Pass
		52	0.91	30	Pass
		106	3.39	30	Pass
11ax(HE40)	CH3	26	-2.26	30	Pass
		52	1.37	30	Pass
		106	4.35	30	Pass
		242	7.75	30	Pass
	CH43	26	-2.77	30	Pass
		52	0.91	30	Pass
		106	3.91	30	Pass
		242	7.61	30	Pass
	CH91	26	-1.10	30	Pass
		52	1.23	30	Pass
		106	4.76	30	Pass
		242	7.48	30	Pass
11ax(HE80)	CH7	26	-1.80	30	Pass
		52	1.29	30	Pass
		106	4.35	30	Pass
		242	6.95	30	Pass
		484	10.16	30	Pass
	CH39	26	-0.86	30	Pass
		52	1.35	30	Pass
		106	4.01	30	Pass
		242	7.82	30	Pass
		484	11.29	30	Pass
	CH87	26	-1.61	30	Pass
		52	2.10	30	Pass
		106	4.62	30	Pass
		242	7.23	30	Pass
		484	10.13	30	Pass
11ax(HE160)	CH15	26	-1.38	30	Pass
		52	1.59	30	Pass
		106	4.15	30	Pass

		242	8.14	30	Pass
		484	10.84	30	Pass
		996	13.31	30	Pass
	CH47	26	-1.14	30	Pass
		52	1.41	30	Pass
		106	4.44	30	Pass
		242	6.98	30	Pass
		484	10.25	30	Pass
		996	13.46	30	Pass
	CH79	26	-1.02	30	Pass
		52	1.76	30	Pass
		106	4.19	30	Pass
		242	7.26	30	Pass
		484	10.99	30	Pass
		996	12.24	30	Pass

U-NII-7 (6525 - 6825 MHz)				
Mode	Channel	EIRP (dBm)	EIRP Limit (dBm)	Verdict
11ax(HE20)(SU)	CH117	7.74	30	Pass
11ax(HE20)(SU)	CH153	8.29	30	Pass
11ax(HE20)(SU)	CH181	8.46	30	Pass
11ax(HE40)(SU)	CH123	10.85	30	Pass
11ax(HE40)(SU)	CH147	11.03	30	Pass
11ax(HE40)(SU)	CH179	11.90	30	Pass
11ax(HE80)(SU)	CH135	13.87	30	Pass
11ax(HE80)(SU)	CH151	13.48	30	Pass
11ax(HE80)(SU)	CH167	12.88	30	Pass
11ax(HE160)(SU)	CH143	13.17	30	Pass

U-NII-7 (6525 - 6825 MHz)					
Mode	Channel	RU Config	EIRP (dBm)	EIRP Limit (dBm)	Verdict
11ax(HE20)	CH117	26	-2.86	30	Pass
		52	0.58	30	Pass
		106	3.96	30	Pass
	CH153	26	-2.52	30	Pass
		52	0.82	30	Pass
		106	3.62	30	Pass
	CH181	26	-2.53	30	Pass
		52	0.23	30	Pass
		106	3.60	30	Pass
11ax(HE40)	CH123	26	-2.26	30	Pass
		52	1.00	30	Pass
		106	4.14	30	Pass
		242	6.94	30	Pass
	CH147	26	-2.09	30	Pass
		52	0.29	30	Pass
		106	3.71	30	Pass
		242	7.12	30	Pass
	CH179	26	-2.74	30	Pass
		52	0.58	30	Pass
		106	3.54	30	Pass
		242	7.27	30	Pass
11ax(HE80)	CH135	26	-3.31	30	Pass
		52	0.85	30	Pass
		106	2.99	30	Pass
		242	7.75	30	Pass
		484	10.23	30	Pass
	CH151	26	-3.05	30	Pass
		52	0.80	30	Pass
		106	3.78	30	Pass
		242	7.35	30	Pass
		484	10.12	30	Pass
	CH167	26	-1.42	30	Pass
		52	0.68	30	Pass
		106	3.81	30	Pass
		242	6.98	30	Pass
		484	9.74	30	Pass
11ax(HE160)	CH143	26	-2.15	30	Pass
		52	1.05	30	Pass
		106	4.09	30	Pass

		242	8.15	30	Pass
		484	10.72	30	Pass
		996	12.79	30	Pass

MIMO

U-NII-5 (5925 - 6425 MHz)				
Mode	Channel	EIRP (dBm)	EIRP Limit (dBm)	Verdict
11ax(HE20)(SU)	CH1	11.25	30	Pass
11ax(HE20)(SU)	CH45	11.19	30	Pass
11ax(HE20)(SU)	CH93	11.57	30	Pass
11ax(HE40)(SU)	CH3	14.26	30	Pass
11ax(HE40)(SU)	CH43	14.12	30	Pass
11ax(HE40)(SU)	CH91	14.30	30	Pass
11ax(HE80)(SU)	CH7	16.58	30	Pass
11ax(HE80)(SU)	CH39	16.71	30	Pass
11ax(HE80)(SU)	CH87	16.34	30	Pass
11ax(HE160)(SU)	CH15	16.48	30	Pass
11ax(HE160)(SU)	CH47	16.57	30	Pass
11ax(HE160)(SU)	CH79	15.99	30	Pass

U-NII-5 (5925 - 6425 MHz)					
Mode	Channel	RU Config	EIRP (dBm)	EIRP Limit (dBm)	Verdict
11ax(HE20)	CH1	26	1.02	30	Pass
		52	4.07	30	Pass
		106	7.26	30	Pass
	CH45	26	0.89	30	Pass
		52	3.84	30	Pass
		106	6.25	30	Pass
	CH93	26	0.62	30	Pass
		52	3.68	30	Pass
		106	6.71	30	Pass
11ax(HE40)	CH3	26	0.75	30	Pass
		52	4.33	30	Pass
		106	7.41	30	Pass
		242	10.66	30	Pass
	CH43	26	0.14	30	Pass
		52	3.97	30	Pass
		106	6.87	30	Pass
		242	10.24	30	Pass
	CH91	26	1.76	30	Pass
		52	4.66	30	Pass
		106	7.67	30	Pass
		242	10.54	30	Pass
11ax(HE80)	CH7	26	1.21	30	Pass
		52	4.35	30	Pass
		106	7.46	30	Pass
		242	10.43	30	Pass
		484	13.32	30	Pass
	CH39	26	2.15	30	Pass
		52	4.31	30	Pass
		106	7.07	30	Pass
		242	10.59	30	Pass
		484	14.06	30	Pass
	CH87	26	1.40	30	Pass
		52	4.96	30	Pass
		106	7.53	30	Pass
		242	10.39	30	Pass
		484	13.34	30	Pass
11ax(HE160)	CH15	26	1.43	30	Pass
		52	4.75	30	Pass
		106	7.47	30	Pass

		242	11.25	30	Pass
		484	13.80	30	Pass
		996	16.68	30	Pass
	CH47	26	1.97	30	Pass
		52	4.27	30	Pass
		106	7.40	30	Pass
		242	10.09	30	Pass
		484	13.57	30	Pass
		996	16.42	30	Pass
	CH79	26	1.84	30	Pass
		52	4.92	30	Pass
		106	7.40	30	Pass
		242	10.47	30	Pass
		484	13.76	30	Pass
		996	15.20	30	Pass

U-NII-7 (6525 - 6825 MHz)				
Mode	Channel	EIRP (dBm)	EIRP Limit (dBm)	Verdict
11ax(HE20)(SU)	CH117	10.90	30	Pass
11ax(HE20)(SU)	CH153	11.35	30	Pass
11ax(HE20)(SU)	CH181	11.62	30	Pass
11ax(HE40)(SU)	CH123	14.10	30	Pass
11ax(HE40)(SU)	CH147	13.96	30	Pass
11ax(HE40)(SU)	CH179	14.86	30	Pass
11ax(HE80)(SU)	CH135	16.88	30	Pass
11ax(HE80)(SU)	CH151	16.63	30	Pass
11ax(HE80)(SU)	CH167	16.09	30	Pass
11ax(HE160)(SU)	CH143	16.22	30	Pass

U-NII-7 (6525 - 6825 MHz)					
Mode	Channel	RU Config	EIRP (dBm)	EIRP Limit (dBm)	Verdict
11ax(HE20)	CH117	26	0.46	30	Pass
		52	3.69	30	Pass
		106	7.02	30	Pass
	CH153	26	0.69	30	Pass
		52	3.83	30	Pass
		106	7.05	30	Pass
	CH181	26	0.63	30	Pass
		52	3.60	30	Pass
		106	6.71	30	Pass
11ax(HE40)	CH123	26	1.22	30	Pass
		52	4.06	30	Pass
		106	6.91	30	Pass
		242	9.75	30	Pass
	CH147	26	0.58	30	Pass
		52	3.40	30	Pass
		106	6.57	30	Pass
		242	10.03	30	Pass
	CH179	26	0.22	30	Pass
		52	3.95	30	Pass
		106	6.70	30	Pass
		242	10.38	30	Pass
11ax(HE80)	CH135	26	-0.45	30	Pass
		52	3.66	30	Pass
		106	6.15	30	Pass
		242	10.56	30	Pass
		484	13.24	30	Pass
	CH151	26	0.27	30	Pass
		52	3.76	30	Pass
		106	6.59	30	Pass
		242	10.41	30	Pass
		484	13.23	30	Pass
	CH167	26	1.54	30	Pass
		52	3.89	30	Pass
		106	6.87	30	Pass
		242	9.99	30	Pass
		484	12.75	30	Pass
11ax(HE160)	CH143	26	0.76	30	Pass
		52	3.86	30	Pass
		106	6.90	30	Pass

		242	10.92	30	Pass
		484	13.73	30	Pass
		996	16.00	30	Pass

A.2 Emission Bandwidth & 99% Bandwidth

Note [1]: Test plots please refer to the document “Annex No.: BL-SZ24B0764-605 Data Part 1.pdf”.
Note [2]: All antenna were pre tested, but only the worst case has been reported in this report.
Note [3]: All the configurations were pre tested, only the worst configuration has been reported in this report.

Test Data

SISO-Antenna 8

U-NII-5 (5925 - 6425MHz)			
Mode	Channel	26 dB Bandwidth (MHz)	99% Bandwidth (MHz)
11ax(HE20)(SU)	CH1	21.14	18.93
11ax(HE20)(SU)	CH45	21.20	18.93
11ax(HE20)(SU)	CH93	21.22	18.91
11ax(HE40)(SU)	CH3	40.77	37.74
11ax(HE40)(SU)	CH43	40.70	37.72
11ax(HE40)(SU)	CH91	40.72	37.73
11ax(HE80)(SU)	CH7	82.81	77.23
11ax(HE80)(SU)	CH39	82.87	77.19
11ax(HE80)(SU)	CH87	82.63	77.23
11ax(HE160)(SU)	CH15	165.60	156.21
11ax(HE160)(SU)	CH47	166.00	156.16
11ax(HE160)(SU)	CH79	166.00	156.34

U-NII-6 (6425 - 6525MHz)			
Mode	Channel	26 dB Bandwidth (MHz)	99% Bandwidth (MHz)
11ax(HE20)(SU)	CH97	21.12	18.93
11ax(HE20)(SU)	CH105	21.15	18.93
11ax(HE20)(SU)	CH113	21.01	18.93
11ax(HE40)(SU)	CH99	40.75	37.73
11ax(HE40)(SU)	CH107	40.62	37.72
11ax(HE80)(SU)	CH103	82.72	77.28
11ax(HE80)(SU)	CH119	82.71	77.28
11ax(HE160)(SU)	CH111	165.70	156.27

U-NII-7 (6525 - 6825MHz)			
Mode	Channel	26 dB Bandwidth (MHz)	99% Bandwidth (MHz)
11ax(HE20)(SU)	CH117	21.13	18.92
11ax(HE20)(SU)	CH153	21.16	18.93
11ax(HE20)(SU)	CH181	21.20	18.92
11ax(HE40)(SU)	CH123	40.46	37.70
11ax(HE40)(SU)	CH147	40.67	37.73
11ax(HE40)(SU)	CH179	40.63	37.72
11ax(HE80)(SU)	CH135	82.69	77.29
11ax(HE80)(SU)	CH151	82.69	77.23
11ax(HE80)(SU)	CH167	82.64	77.25
11ax(HE160)(SU)	CH143	165.60	156.45

U-NII-8 (6875 - 7125MHz)			
Mode	Channel	26 dB Bandwidth (MHz)	99% Bandwidth (MHz)
11ax(HE20)(SU)	CH185	21.18	18.90
11ax(HE20)(SU)	CH189	21.25	18.91
11ax(HE20)(SU)	CH209	21.11	18.91
11ax(HE20)(SU)	CH229	21.19	18.92
11ax(HE40)(SU)	CH187	40.73	37.73
11ax(HE40)(SU)	CH211	40.57	37.70
11ax(HE40)(SU)	CH227	40.71	37.73
11ax(HE80)(SU)	CH183	82.55	77.32
11ax(HE80)(SU)	CH199	82.72	77.33
11ax(HE80)(SU)	CH215	82.93	77.27
11ax(HE160)(SU)	CH175	166.30	156.25
11ax(HE160)(SU)	CH207	165.80	155.99

A.3 Power Spectral Density

Note [1]: Test plots please refer to the document “Annex No.: BL-SZ24B0764-605 Data Part 2.pdf”.
Note [2]: All antenna were pre tested, but only the worst case has been reported in this report.
Note [3]: The PSD has considered the Duty Factor.

Test Data

Indoor-Client

SISO-Antenna 8

U-NII-5 (5925 - 6425MHz)				
Mode	Channel	EIRP PSD (dBm/MHz)	EIRP Limit (dBm/MHz)	Verdict
11ax(HE20)(SU)	CH1	-2.42	-1.00	Pass
11ax(HE20)(SU)	CH45	-2.67	-1.00	Pass
11ax(HE20)(SU)	CH93	-2.96	-1.00	Pass
11ax(HE40)(SU)	CH3	-2.54	-1.00	Pass
11ax(HE40)(SU)	CH43	-2.62	-1.00	Pass
11ax(HE40)(SU)	CH91	-2.53	-1.00	Pass
11ax(HE80)(SU)	CH7	-2.54	-1.00	Pass
11ax(HE80)(SU)	CH39	-2.50	-1.00	Pass
11ax(HE80)(SU)	CH87	-2.33	-1.00	Pass
11ax(HE160)(SU)	CH15	-4.23	-1.00	Pass
11ax(HE160)(SU)	CH47	-4.13	-1.00	Pass
11ax(HE160)(SU)	CH79	-4.30	-1.00	Pass

U-NII-5 (5925 - 6425 MHz)					
Mode	Channel	RU Config	EIRP PSD (dBm/MHz)	EIRP Limit (dBm/MHz)	Verdict
11ax(HE20)	CH1	26	-2.68	-1.00	Pass
		52	-2.38	-1.00	Pass
		106	-2.32	-1.00	Pass
	CH45	26	-2.45	-1.00	Pass
		52	-2.65	-1.00	Pass
		106	-2.58	-1.00	Pass
	CH93	26	-2.24	-1.00	Pass
		52	-3.17	-1.00	Pass
		106	-2.88	-1.00	Pass
11ax(HE40)	CH3	26	-2.49	-1.00	Pass
		52	-2.24	-1.00	Pass
		106	-2.27	-1.00	Pass
		242	-2.37	-1.00	Pass
	CH43	26	-2.26	-1.00	Pass
		52	-2.44	-1.00	Pass
		106	-2.45	-1.00	Pass
		242	-2.92	-1.00	Pass
	CH91	26	-2.43	-1.00	Pass
		52	-2.99	-1.00	Pass
		106	-3.11	-1.00	Pass
		242	-3.43	-1.00	Pass
11ax(HE80)	CH7	26	-2.47	-1.00	Pass
		52	-2.20	-1.00	Pass
		106	-2.31	-1.00	Pass
		242	-2.31	-1.00	Pass
		484	-2.41	-1.00	Pass
	CH39	26	-2.98	-1.00	Pass
		52	-2.42	-1.00	Pass
		106	-2.53	-1.00	Pass
		242	-2.78	-1.00	Pass
		484	-2.38	-1.00	Pass
	CH87	26	-3.17	-1.00	Pass
		52	-2.42	-1.00	Pass
		106	-2.38	-1.00	Pass
		242	-2.66	-1.00	Pass
		484	-2.91	-1.00	Pass
11ax(HE160)	CH15	26	-2.51	-1.00	Pass
		52	-3.10	-1.00	Pass
		106	-3.15	-1.00	Pass

		242	-3.44	-1.00	Pass
		484	-2.43	-1.00	Pass
		996	-2.43	-1.00	Pass
	CH47	26	-3.13	-1.00	Pass
		52	-2.29	-1.00	Pass
		106	-2.39	-1.00	Pass
		242	-2.95	-1.00	Pass
		484	-2.51	-1.00	Pass
		996	-2.99	-1.00	Pass
	CH79	26	-2.66	-1.00	Pass
		52	-3.07	-1.00	Pass
		106	-3.19	-1.00	Pass
		242	-3.55	-1.00	Pass
		484	-2.79	-1.00	Pass
		996	-3.31	-1.00	Pass

U-NII-6 (6425 - 6525MHz)				
Mode	Channel	EIRP PSD (dBm/MHz)	EIRP Limit (dBm/MHz)	Verdict
11ax(HE20)(SU)	CH97	-2.45	-1.00	Pass
11ax(HE20)(SU)	CH105	-2.38	-1.00	Pass
11ax(HE20)(SU)	CH113	-2.26	-1.00	Pass
11ax(HE40)(SU)	CH99	-2.36	-1.00	Pass
11ax(HE40)(SU)	CH107	-2.23	-1.00	Pass
11ax(HE80)(SU)	CH103	-2.43	-1.00	Pass
11ax(HE80)(SU)	CH119	-2.36	-1.00	Pass
11ax(HE160)(SU)	CH111	-4.13	-1.00	Pass

U-NII-6 (6425 - 6525 MHz)					
Mode	Channel	RU Config	EIRP PSD (dBm/MHz)	EIRP Limit (dBm/MHz)	Verdict
11ax(HE20)	CH97	26	-1.46	-1.00	Pass
		52	-2.18	-1.00	Pass
		106	-2.98	-1.00	Pass
	CH105	26	-2.09	-1.00	Pass
		52	-2.95	-1.00	Pass
		106	-2.69	-1.00	Pass
	CH113	26	-1.65	-1.00	Pass
		52	-1.56	-1.00	Pass
		106	-1.51	-1.00	Pass
11ax(HE40)	CH99	26	-2.04	-1.00	Pass
		52	-1.59	-1.00	Pass
		106	-1.61	-1.00	Pass
		242	-2.35	-1.00	Pass
	CH107	26	-1.91	-1.00	Pass
		52	-1.53	-1.00	Pass
		106	-1.56	-1.00	Pass
		242	-2.22	-1.00	Pass
11ax(HE80)	CH103	26	-2.11	-1.00	Pass
		52	-1.64	-1.00	Pass
		106	-1.71	-1.00	Pass
		242	-2.18	-1.00	Pass
		484	-2.06	-1.00	Pass
	CH119	26	-1.96	-1.00	Pass
		52	-1.57	-1.00	Pass
		106	-1.68	-1.00	Pass
		242	-2.08	-1.00	Pass
		484	-2.22	-1.00	Pass
11ax(HE160)	CH111	26	-2.46	-1.00	Pass
		52	-1.49	-1.00	Pass
		106	-1.63	-1.00	Pass
		242	-2.23	-1.00	Pass
		484	-1.35	-1.00	Pass
		996	-1.83	-1.00	Pass

U-NII-7 (6525 - 6825MHz)				
Mode	Channel	EIRP PSD (dBm/MHz)	EIRP Limit (dBm/MHz)	Verdict
11ax(HE20)(SU)	CH117	-2.25	-1.00	Pass
11ax(HE20)(SU)	CH153	-2.91	-1.00	Pass
11ax(HE20)(SU)	CH181	-1.66	-1.00	Pass
11ax(HE40)(SU)	CH123	-2.33	-1.00	Pass
11ax(HE40)(SU)	CH179	-2.86	-1.00	Pass
11ax(HE80)(SU)	CH135	-2.43	-1.00	Pass
11ax(HE80)(SU)	CH151	-2.77	-1.00	Pass
11ax(HE80)(SU)	CH1167	-2.09	-1.00	Pass
11ax(HE160)(SU)	CH143	-2.23	-1.00	Pass
11ax(HE160)(SU)	CH175	-4.44	-1.00	Pass

U-NII-7 (6525 - 6825 MHz)					
Mode	Channel	RU Config	EIRP PSD (dBm/MHz)	EIRP Limit (dBm/MHz)	Verdict
11ax(HE20)	CH117	26	-2.13	-1.00	Pass
		52	-3.10	-1.00	Pass
		106	-2.60	-1.00	Pass
	CH153	26	-2.15	-1.00	Pass
		52	-3.51	-1.00	Pass
		106	-3.72	-1.00	Pass
	CH181	26	-2.54	-1.00	Pass
		52	-2.31	-1.00	Pass
		106	-2.43	-1.00	Pass
11ax(HE40)	CH123	26	-2.39	-1.00	Pass
		52	-3.09	-1.00	Pass
		106	-3.76	-1.00	Pass
		242	-3.16	-1.00	Pass
	CH147	26	-3.34	-1.00	Pass
		52	-3.50	-1.00	Pass
		106	-3.36	-1.00	Pass
		242	-3.44	-1.00	Pass
	CH179	26	-2.19	-1.00	Pass
		52	-2.62	-1.00	Pass
		106	-3.61	-1.00	Pass
		242	-2.89	-1.00	Pass
11ax(HE80)	CH135	26	-3.21	-1.00	Pass
		52	-2.93	-1.00	Pass
		106	-2.99	-1.00	Pass
		242	-3.31	-1.00	Pass
		484	-3.22	-1.00	Pass
	CH151	26	-2.20	-1.00	Pass
		52	-3.66	-1.00	Pass
		106	-2.91	-1.00	Pass
		242	-3.45	-1.00	Pass
		484	-3.66	-1.00	Pass
	CH167	26	-2.35	-1.00	Pass
		52	-3.14	-1.00	Pass
		106	-2.99	-1.00	Pass
		242	-3.44	-1.00	Pass
		484	-3.17	-1.00	Pass
11ax(HE160)	CH143	26	-2.98	-1.00	Pass
		52	-3.69	-1.00	Pass
		106	-3.71	-1.00	Pass

		242	-3.94	-1.00	Pass
		484	-2.29	-1.00	Pass
		996	-2.67	-1.00	Pass

U-NII-8 (6875 - 7125MHz)				
Mode	Channel	EIRP PSD (dBm/MHz)	EIRP Limit (dBm/MHz)	Verdict
11ax(HE20)	CH185	-2.93	-1.00	Pass
11ax(HE20)	CH189	-2.52	-1.00	Pass
11ax(HE20)	CH189	-2.45	-1.00	Pass
11ax(HE20)	CH209	-2.57	-1.00	Pass
11ax(HE40)	CH187	-1.93	-1.00	Pass
11ax(HE40)	CH211	-2.12	-1.00	Pass
11ax(HE40)	CH227	-2.13	-1.00	Pass
11ax(HE80)	CH183	-2.20	-1.00	Pass
11ax(HE80)	CH199	-3.89	-1.00	Pass
11ax(HE80)	CH215	-3.42	-1.00	Pass
11ax(HE160)	CH175	-7.26	-1.00	Pass
11ax(HE160)	CH207	-6.65	-1.00	Pass

U-NII-8 (6875 - 7125 MHz)					
Mode	Channel	RU Config	EIRP PSD (dBm/MHz)	EIRP Limit (dBm/MHz)	Verdict
11ax(HE20)	CH185	26	-2.29	-1.00	Pass
		52	-1.99	-1.00	Pass
		106	-1.27	-1.00	Pass
	CH189	26	-1.73	-1.00	Pass
		52	-1.78	-1.00	Pass
		106	-1.36	-1.00	Pass
	CH209	26	-1.72	-1.00	Pass
		52	-1.46	-1.00	Pass
		106	-1.09	-1.00	Pass
	CH229	26	-1.81	-1.00	Pass
		52	-1.84	-1.00	Pass
		106	-1.56	-1.00	Pass
11ax(HE40)	CH187	26	-1.72	-1.00	Pass
		52	-1.46	-1.00	Pass
		106	-1.27	-1.00	Pass
		242	-2.07	-1.00	Pass
	CH211	26	-1.91	-1.00	Pass
		52	-1.46	-1.00	Pass
		106	-1.02	-1.00	Pass
		242	-1.89	-1.00	Pass
	CH227	26	-2.20	-1.00	Pass
		52	-1.89	-1.00	Pass
		106	-1.80	-1.00	Pass
		242	-2.43	-1.00	Pass
11ax(HE80)	CH183	26	-1.99	-1.00	Pass
		52	-1.55	-1.00	Pass
		106	-1.94	-1.00	Pass
		242	-1.73	-1.00	Pass
		484	-1.77	-1.00	Pass
	CH199	26	-1.62	-1.00	Pass
		52	-1.25	-1.00	Pass
		106	-1.02	-1.00	Pass
		242	-1.81	-1.00	Pass
		484	-1.80	-1.00	Pass
	CH215	26	-2.45	-1.00	Pass
		52	-1.31	-1.00	Pass
		106	-1.44	-1.00	Pass
		242	-2.05	-1.00	Pass
		484	-2.33	-1.00	Pass

11ax(HE160)	CH175	26	-1.55	-1.00	Pass
		52	-1.13	-1.00	Pass
		106	-2.25	-1.00	Pass
		242	-1.70	-1.00	Pass
		484	-2.00	-1.00	Pass
		996	-2.99	-1.00	Pass
	CH207	26	-2.15	-1.00	Pass
		52	-1.94	-1.00	Pass
		106	-1.73	-1.00	Pass
		242	-2.40	-1.00	Pass
		484	-2.71	-1.00	Pass
		996	-3.32	-1.00	Pass

Standard-Client

SISO-Antenna 8

U-NII-5 (5925 - 6425MHz)				
Mode	Channel	EIRP PSD (dBm/MHz)	EIRP Limit (dBm/MHz)	Verdict
11ax(HE20)(SU)	CH1	-0.33	17.00	Pass
11ax(HE20)(SU)	CH45	-0.51	17.00	Pass
11ax(HE20)(SU)	CH93	-0.21	17.00	Pass
11ax(HE40)(SU)	CH3	-0.28	17.00	Pass
11ax(HE40)(SU)	CH43	-0.47	17.00	Pass
11ax(HE40)(SU)	CH91	-0.40	17.00	Pass
11ax(HE80)(SU)	CH7	-1.01	17.00	Pass
11ax(HE80)(SU)	CH39	-1.01	17.00	Pass
11ax(HE80)(SU)	CH87	-1.24	17.00	Pass
11ax(HE160)(SU)	CH15	-4.33	17.00	Pass
11ax(HE160)(SU)	CH47	-4.07	17.00	Pass
11ax(HE160)(SU)	CH79	-4.72	17.00	Pass

U-NII-5 (5925 - 6425 MHz)					
Mode	Channel	RU Config	EIRP PSD (dBm/MHz)	EIRP Limit (dBm/MHz)	Verdict
11ax(HE20)	CH1	26	-1.56	17.00	Pass
		52	-1.43	17.00	Pass
		106	-1.37	17.00	Pass
	CH45	26	-1.36	17.00	Pass
		52	-1.63	17.00	Pass
		106	-1.66	17.00	Pass
	CH93	26	-2.22	17.00	Pass
		52	-2.03	17.00	Pass
		106	-1.99	17.00	Pass
11ax(HE40)	CH3	26	-1.56	17.00	Pass
		52	-1.33	17.00	Pass
		106	-1.02	17.00	Pass
		242	-1.37	17.00	Pass
	CH43	26	-2.21	17.00	Pass
		52	-1.43	17.00	Pass
		106	-1.52	17.00	Pass
		242	-1.82	17.00	Pass
	CH91	26	-1.18	17.00	Pass
		52	-0.89	17.00	Pass
		106	-0.96	17.00	Pass
		242	-1.32	17.00	Pass
11ax(HE80)	CH7	26	-1.52	17.00	Pass
		52	-1.28	17.00	Pass
		106	-1.18	17.00	Pass
		242	-1.47	17.00	Pass
		484	-1.34	17.00	Pass
	CH39	26	-0.62	17.00	Pass
		52	-1.30	17.00	Pass
		106	-1.45	17.00	Pass
		242	-1.54	17.00	Pass
		484	-1.29	17.00	Pass
	CH87	26	-1.55	17.00	Pass
		52	-1.13	17.00	Pass
		106	-1.27	17.00	Pass
		242	-1.72	17.00	Pass
		484	-2.05	17.00	Pass
11ax(HE160)	CH15	26	-1.66	17.00	Pass
		52	-0.89	17.00	Pass
		106	-0.90	17.00	Pass

		242	-1.03	17.00	Pass
		484	-1.14	17.00	Pass
		996	-1.35	17.00	Pass
	CH47	26	-0.72	17.00	Pass
		52	-1.30	17.00	Pass
		106	-1.15	17.00	Pass
		242	-1.90	17.00	Pass
		484	-1.59	17.00	Pass
		996	-2.07	17.00	Pass
	CH79	26	-1.22	17.00	Pass
		52	-0.83	17.00	Pass
		106	-1.08	17.00	Pass
		242	-1.52	17.00	Pass
		484	-1.82	17.00	Pass
		996	-3.15	17.00	Pass

U-NII-7 (6525 - 6825MHz)				
Mode	Channel	EIRP PSD (dBm/MHz)	EIRP Limit (dBm/MHz)	Verdict
11ax(HE20)(SU)	CH117	-0.66	17.00	Pass
11ax(HE20)(SU)	CH153	-0.74	17.00	Pass
11ax(HE20)(SU)	CH181	-0.01	17.00	Pass
11ax(HE40)(SU)	CH123	-0.15	17.00	Pass
11ax(HE40)(SU)	CH179	-0.91	17.00	Pass
11ax(HE80)(SU)	CH135	-0.01	17.00	Pass
11ax(HE80)(SU)	CH151	-0.89	17.00	Pass
11ax(HE80)(SU)	CH1167	-1.16	17.00	Pass
11ax(HE160)(SU)	CH143	-1.48	17.00	Pass
11ax(HE160)(SU)	CH175	-4.35	17.00	Pass

U-NII-7 (6525 - 6825 MHz)					
Mode	Channel	RU Config	EIRP PSD (dBm/MHz)	EIRP Limit (dBm/MHz)	Verdict
11ax(HE20)	CH117	26	-2.09	17.00	Pass
		52	-1.60	17.00	Pass
		106	-1.58	17.00	Pass
	CH153	26	-2.04	17.00	Pass
		52	-1.82	17.00	Pass
		106	-1.69	17.00	Pass
	CH181	26	-2.06	17.00	Pass
		52	-1.85	17.00	Pass
		106	-1.78	17.00	Pass
11ax(HE40)	CH123	26	-1.36	17.00	Pass
		52	-1.69	17.00	Pass
		106	-1.75	17.00	Pass
		242	-2.34	17.00	Pass
	CH147	26	-2.28	17.00	Pass
		52	-1.85	17.00	Pass
		106	-1.94	17.00	Pass
		242	-1.88	17.00	Pass
	CH179	26	-2.34	17.00	Pass
		52	-1.70	17.00	Pass
		106	-1.73	17.00	Pass
		242	-1.69	17.00	Pass
11ax(HE80)	CH135	26	-3.28	17.00	Pass
		52	-1.95	17.00	Pass
		106	-2.11	17.00	Pass
		242	-1.44	17.00	Pass
		484	-1.55	17.00	Pass
	CH151	26	-2.23	17.00	Pass
		52	-1.89	17.00	Pass
		106	-1.93	17.00	Pass
		242	-1.72	17.00	Pass
		484	-1.84	17.00	Pass
	CH167	26	-1.08	17.00	Pass
		52	-1.94	17.00	Pass
		106	-2.01	17.00	Pass
		242	-2.12	17.00	Pass
		484	-2.27	17.00	Pass
11ax(HE160)	CH143	26	-2.06	17.00	Pass
		52	-1.57	17.00	Pass
		106	-1.59	17.00	Pass

		242	-1.25	17.00	Pass
		484	-1.43	17.00	Pass
		996	-1.83	17.00	Pass

A.4 Conducted Emissions

Note [1]: The EUT is working in the Normal link mode. All modes have been tested and normal link mode is worst.

Note [2]: Devices subject to Part 15 must be tested for all available U.S. voltages and frequencies (such as a nominal 120 VAC, 60 Hz and 240 VAC, 50 Hz) for which the device is capable of operation. So, The configuration 120 VAC, 60 Hz and 240 VAC, 50 Hz were tested respectively, but only the worst configuration (120 VAC, 60 Hz) shown here.

Note [3]: Results (dBuV) = Original reading level of Spectrum Analyzer (dBuV) + Factor (dB)

Test Data and Plots

PHASE L

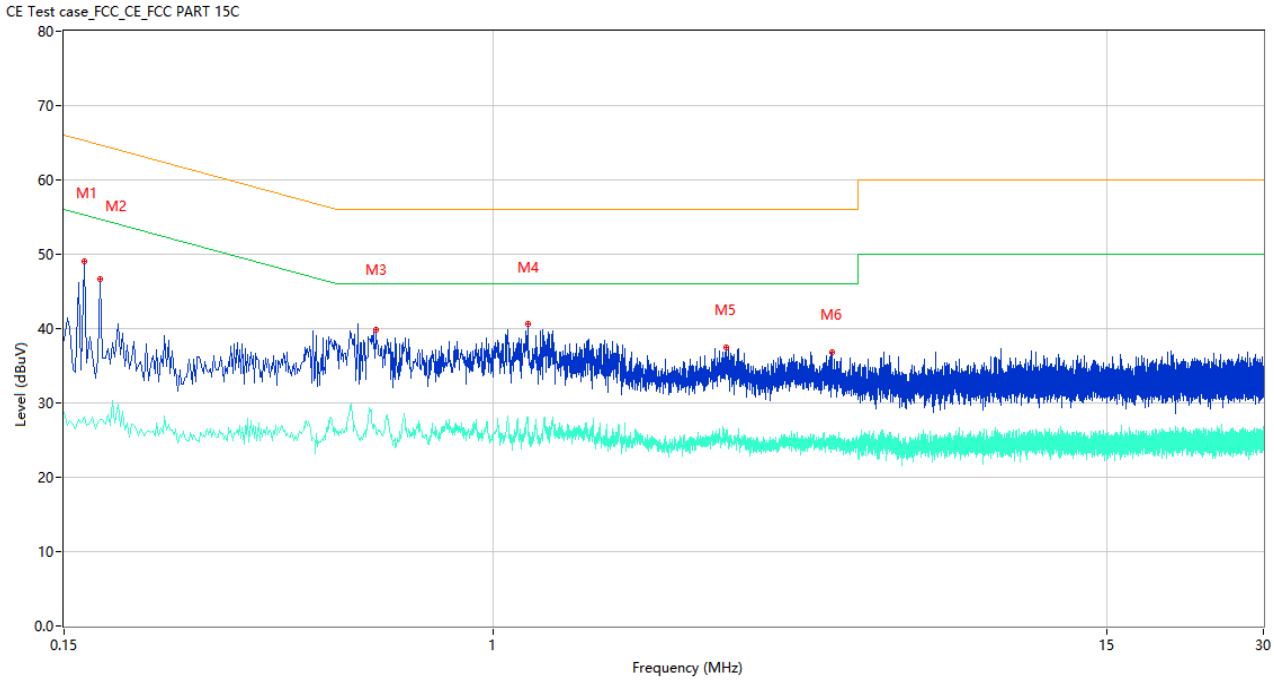

No.	Frequency (MHz)	Results (dBuV)	Factor (dB)	Limit (dBuV)	Margin (dB)	Detector	Line	Verdict
1	0.164	48.97	9.78	65.26	16.29	Peak	L	Pass
1**	0.164	28.08	9.78	55.26	27.18	AV	L	Pass
2	0.176	46.73	9.78	64.67	17.94	Peak	L	Pass
2**	0.176	27.81	9.78	54.67	26.86	AV	L	Pass
3	0.594	39.88	10.15	56.00	16.12	Peak	L	Pass
3**	0.594	26.53	10.15	46.00	19.47	AV	L	Pass
4	1.162	40.71	10.27	56.00	15.29	Peak	L	Pass
4**	1.162	28.16	10.27	46.00	17.84	AV	L	Pass
5	2.798	37.51	10.36	56.00	18.49	Peak	L	Pass
5**	2.798	25.25	10.36	46.00	20.75	AV	L	Pass
6	4.452	36.87	10.12	56.00	19.13	Peak	L	Pass
6**	4.452	24.87	10.12	46.00	21.13	AV	L	Pass

PHASE N

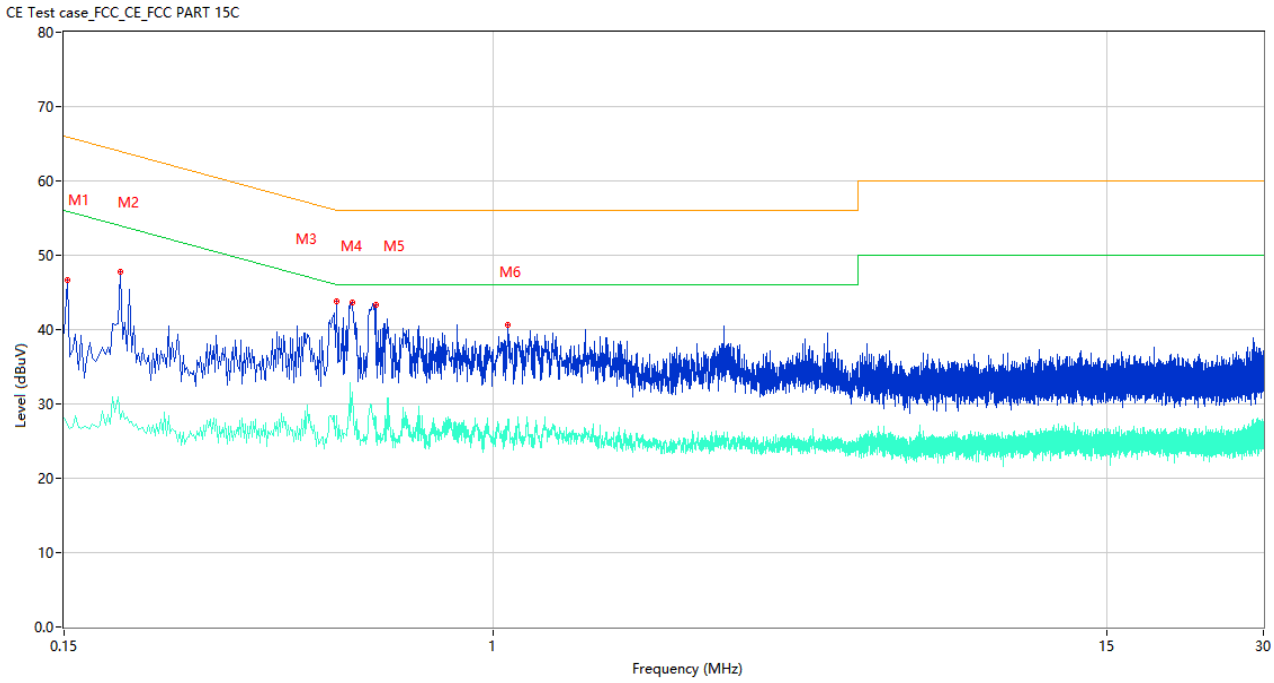

No.	Frequency (MHz)	Results (dBuV)	Factor (dB)	Limit (dBuV)	Margin (dB)	Detector	Line	Verdict
1	0.152	46.60	9.78	65.89	19.29	Peak	N	Pass
1**	0.152	27.34	9.78	55.89	28.55	AV	N	Pass
2	0.192	47.71	9.77	63.95	16.24	Peak	N	Pass
2**	0.192	27.91	9.77	53.95	26.04	AV	N	Pass
3	0.500	43.84	9.98	56.00	12.16	Peak	N	Pass
3**	0.500	28.33	9.98	46.00	17.67	AV	N	Pass
4	0.536	43.71	10.01	56.00	12.29	Peak	N	Pass
4**	0.536	31.64	10.01	46.00	14.36	AV	N	Pass
5	0.596	43.29	10.15	56.00	12.71	Peak	N	Pass
5**	0.596	28.20	10.15	46.00	17.80	AV	N	Pass
6	1.066	40.71	10.11	56.00	15.29	Peak	N	Pass
6**	1.066	26.57	10.11	46.00	19.43	AV	N	Pass

A.5 Radiated Spurious Emissions and Band Edge (Restricted-band)

Note [1]: The symbol of "--" in the table which means not application.

Note [2]: For the test data above 1 GHz, According the ANSI C63.4, where limits are specified for both average and peak (or quasi-peak) detector functions, if the peak (or quasi-peak) measured value complies with the average limit, it is unnecessary to perform an average measurement.

Note [3]: The low frequency, which started from 9 kHz to 30 MHz, was pre-scanned and the result which was 20 dB lower than the limit line per 15.31(o) was not reported.

Note [4]: The EUT is working in the Normal link mode below 1 GHz. All modes have been tested and normal link mode is worst.

Note [5]: For Multiple transmitter output, the quantity *10 log (NANT)* dB is added to each spectrum value before comparing to the emission limit. When testing out-of-band and spurious emissions against relative emission limits, tests may be performed on each output individually without summing or adding *10 log(NANT)* if the measurements are made relative to the in-band emissions on the individual outputs.

Test Data and Plots

30 MHz to 1 GHz, ANT H

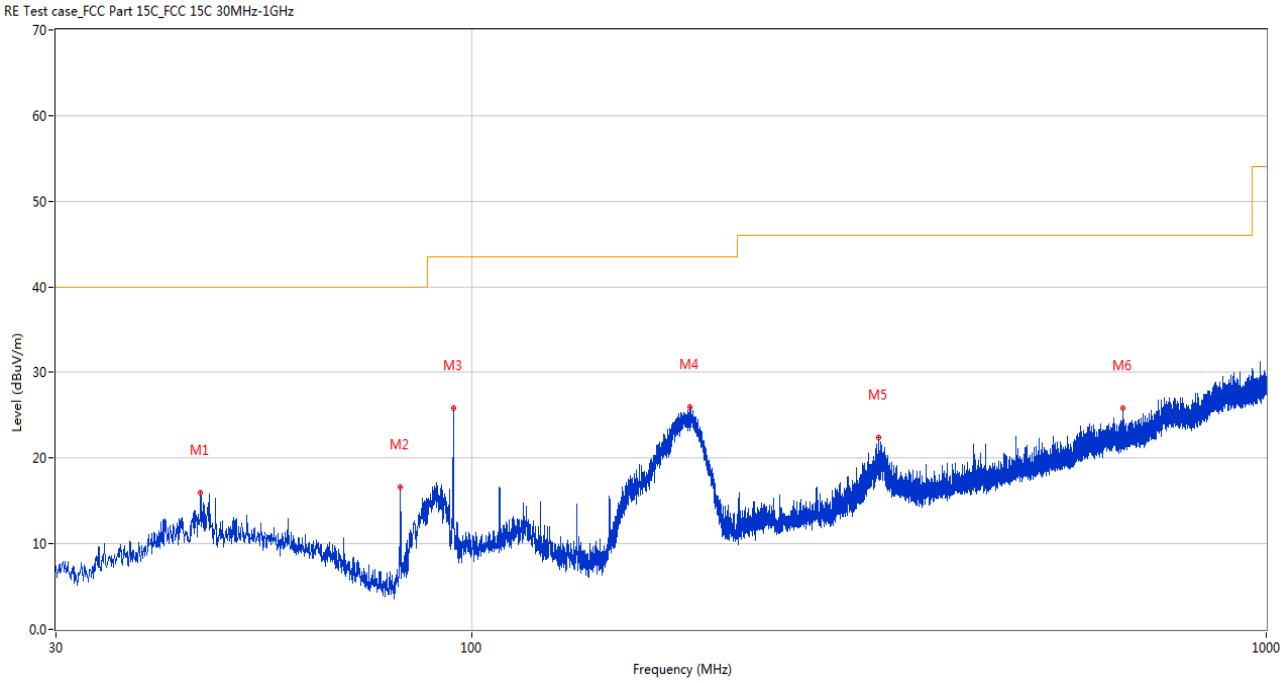

No.	Frequency (MHz)	Results (dBuV/m)	Factor (dB)	Limit (dBuV/m)	Margin (dB)	Detector	Table (Degree)	Height (cm)	Antenna	Verdict
1	45.617	15.90	-25.20	40.0	24.10	Peak	17.10	100	Horizontal	Pass
2	81.362	16.66	-31.42	40.0	23.34	Peak	6.00	200	Horizontal	Pass
3	94.941	25.87	-27.59	43.5	17.63	Peak	6.00	200	Horizontal	Pass
4	188.498	26.02	-26.78	43.5	17.48	Peak	94.90	200	Horizontal	Pass
5	325.462	22.46	-22.60	46.0	23.54	Peak	116.10	100	Horizontal	Pass
6	659.724	25.80	-14.26	46.0	20.20	Peak	329.40	100	Horizontal	Pass

30 MHz to 1 GHz, ANT V

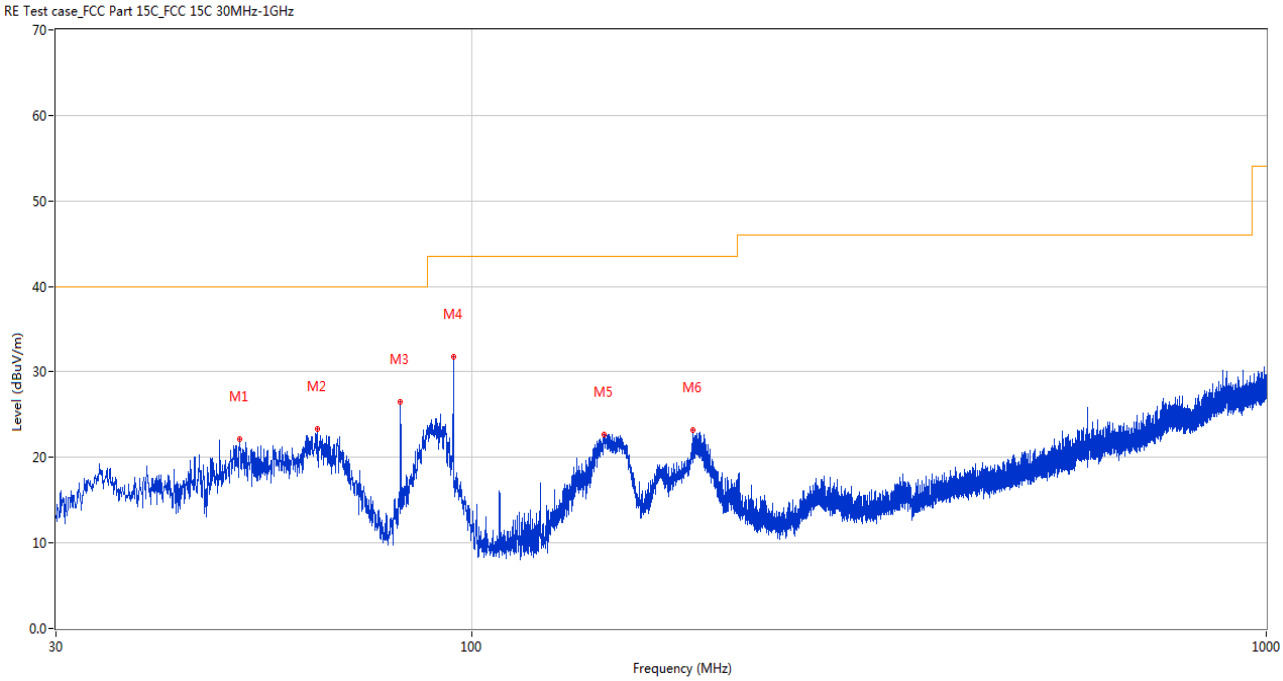

No.	Frequency (MHz)	Results (dBuV/m)	Factor (dB)	Limit (dBuV/m)	Margin (dB)	Detector	Table (Degree)	Height (cm)	Antenna	Verdict
1	51.049	22.10	-24.82	40.0	17.90	Peak	219.20	100	Vertical	Pass
2	63.901	23.39	-26.97	40.0	16.61	Peak	172.90	100	Vertical	Pass
3	81.362	26.52	-31.42	40.0	13.48	Peak	94.70	100	Vertical	Pass
4	94.941	31.82	-27.59	43.5	11.68	Peak	38.80	100	Vertical	Pass
5	146.740	22.69	-29.96	43.5	20.81	Peak	332.70	100	Vertical	Pass
6	189.856	23.21	-26.55	43.5	20.29	Peak	0.00	100	Vertical	Pass

Note [1]: The spurious above 18G is noise only, do not show on the report.
Note [2]: All antenna were pre tested, but only the worst case has been reported in this report.
Note [3]: All the configurations were pre tested, only the worst configuration has been reported in this report.

Indoor-Client

SISO-Antenna 8

11ax20(SU), U-NII-5, 1 GHz to 18 GHz, Low Channel, ANT H

No.	Frequency (MHz)	Results (dBuV/m)	Limit (dBuV/m)	Margin (dB)	Detector	Table (Degree)	Height (cm)	Antenna	Verdict
1	2094.824	44.45	88.2	43.75	Peak	352.00	300	Horizontal	Pass
1**	2094.824	33.86	68.2	34.34	AV	352.00	300	Horizontal	Pass
2	4808.398	47.86	74.0	26.14	Peak	125.00	100	Horizontal	Pass
2**	4808.398	38.46	54.0	15.54	AV	125.00	100	Horizontal	Pass
3	4898.174	48.78	74.0	25.22	Peak	23.00	200	Horizontal	Pass
3**	4898.174	42.48	54.0	11.52	AV	23.00	200	Horizontal	Pass
4	7949.695	51.50	88.2	36.70	Peak	291.00	400	Horizontal	Pass
4**	7949.695	45.11	68.2	23.09	AV	291.00	400	Horizontal	Pass
5	14439.304	53.00	88.2	35.20	Peak	343.00	100	Horizontal	Pass
5**	14439.304	48.30	68.2	19.90	AV	343.00	100	Horizontal	Pass
6	17437.576	57.07	88.2	31.13	Peak	125.00	400	Horizontal	Pass
6**	17437.576	44.88	68.2	23.32	AV	125.00	400	Horizontal	Pass

11ax20(SU), U-NII-5, 1 GHz to 18 GHz, Low Channel, ANT V

No.	Frequency (MHz)	Results (dBuV/m)	Limit (dBuV/m)	Margin (dB)	Detector	Table (Degree)	Height (cm)	Antenna	Verdict
1	1533.487	37.74	74.0	36.26	Peak	281.00	300	Vertical	Pass
1**	1533.487	30.06	54.0	23.94	AV	281.00	300	Vertical	Pass
2	2338.873	44.62	74.0	29.38	Peak	41.00	400	Vertical	Pass
2**	2338.873	35.25	54.0	18.75	AV	41.00	400	Vertical	Pass
3	4898.743	49.17	74.0	24.83	Peak	130.00	200	Vertical	Pass
3**	4898.743	41.10	54.0	12.90	AV	130.00	200	Vertical	Pass
4	7327.615	50.87	74.0	23.13	Peak	128.00	300	Vertical	Pass
4**	7327.615	41.94	54.0	12.06	AV	128.00	300	Vertical	Pass
5	12487.183	51.34	74.0	22.66	Peak	151.00	200	Vertical	Pass
5**	12487.183	41.57	54.0	12.43	AV	151.00	200	Vertical	Pass
6	15689.996	54.53	74.0	19.47	Peak	23.00	100	Vertical	Pass
6**	15689.996	46.63	54.0	7.37	AV	23.00	100	Vertical	Pass

11ax20(SU), U-NII-5, 1 GHz to 18 GHz, Middle Channel, ANT H

No.	Frequency (MHz)	Results (dBuV/m)	Limit (dBuV/m)	Margin (dB)	Detector	Table (Degree)	Height (cm)	Antenna	Verdict
1	2096.524	43.84	88.2	44.36	Peak	259.00	400	Horizontal	Pass
1**	2096.524	32.93	68.2	35.27	AV	259.00	400	Horizontal	Pass
2	4810.650	49.23	74.0	24.77	Peak	337.00	100	Horizontal	Pass
2**	4810.650	39.54	54.0	14.46	AV	337.00	100	Horizontal	Pass
3	4899.352	51.97	74.0	22.03	Peak	291.00	200	Horizontal	Pass
3**	4899.352	39.94	54.0	14.06	AV	291.00	200	Horizontal	Pass
4	7949.905	55.11	88.2	33.09	Peak	102.00	300	Horizontal	Pass
4**	7949.905	46.67	68.2	21.53	AV	102.00	300	Horizontal	Pass
5	14439.017	54.48	88.2	33.72	Peak	24.00	200	Horizontal	Pass
5**	14439.017	44.29	68.2	23.91	AV	24.00	200	Horizontal	Pass
6	17431.277	54.99	88.2	33.21	Peak	237.00	100	Horizontal	Pass
6**	17431.277	44.49	68.2	23.71	AV	237.00	100	Horizontal	Pass

11ax20(SU), U-NII-5, 1 GHz to 18 GHz, Middle Channel, ANT V

No.	Frequency (MHz)	Results (dBuV/m)	Limit (dBuV/m)	Margin (dB)	Detector	Table (Degree)	Height (cm)	Antenna	Verdict
1	1529.778	39.71	74.0	34.29	Peak	69.00	300	Vertical	Pass
1**	1529.778	27.76	54.0	26.24	AV	69.00	300	Vertical	Pass
2	2335.051	45.15	74.0	28.85	Peak	122.00	400	Vertical	Pass
2**	2335.051	36.70	54.0	17.30	AV	122.00	400	Vertical	Pass
3	4896.468	52.30	74.0	21.70	Peak	287.00	200	Vertical	Pass
3**	4896.468	37.10	54.0	16.90	AV	287.00	200	Vertical	Pass
4	7325.654	50.92	74.0	23.08	Peak	319.00	300	Vertical	Pass
4**	7325.654	45.81	54.0	8.19	AV	319.00	300	Vertical	Pass
5	12485.117	54.11	74.0	19.89	Peak	319.00	300	Vertical	Pass
5**	12485.117	42.30	54.0	11.70	AV	319.00	300	Vertical	Pass
6	15693.978	54.96	74.0	19.04	Peak	220.00	400	Vertical	Pass
6**	15693.978	46.73	54.0	7.27	AV	220.00	400	Vertical	Pass

11ax20(SU), U-NII-5, 1 GHz to 18 GHz, High Channel, ANT H

No.	Frequency (MHz)	Results (dBuV/m)	Limit (dBuV/m)	Margin (dB)	Detector	Table (Degree)	Height (cm)	Antenna	Verdict
1	2098.606	43.10	88.2	45.10	Peak	56.00	100	Horizontal	Pass
1**	2098.606	32.88	68.2	35.32	AV	56.00	100	Horizontal	Pass
2	4811.692	47.45	74.0	26.55	Peak	214.00	100	Horizontal	Pass
2**	4811.692	39.87	54.0	14.13	AV	214.00	100	Horizontal	Pass
3	4896.628	51.45	74.0	22.55	Peak	57.00	200	Horizontal	Pass
3**	4896.628	36.82	54.0	17.18	AV	57.00	200	Horizontal	Pass
4	7951.663	56.47	88.2	31.73	Peak	172.00	300	Horizontal	Pass
4**	7951.663	41.23	68.2	26.97	AV	172.00	300	Horizontal	Pass
5	14441.618	54.13	88.2	34.07	Peak	131.00	200	Horizontal	Pass
5**	14441.618	48.08	68.2	20.12	AV	131.00	200	Horizontal	Pass
6	17432.347	56.60	88.2	31.60	Peak	201.00	400	Horizontal	Pass
6**	17432.347	48.12	68.2	20.08	AV	201.00	400	Horizontal	Pass

11ax20(SU), U-NII-5, 1 GHz to 18 GHz, High Channel, ANT V

No.	Frequency (MHz)	Results (dBuV/m)	Limit (dBuV/m)	Margin (dB)	Detector	Table (Degree)	Height (cm)	Antenna	Verdict
1	1526.417	37.60	74.0	36.40	Peak	217.00	100	Vertical	Pass
1**	1526.417	27.11	54.0	26.89	AV	217.00	100	Vertical	Pass
2	2339.161	47.05	74.0	26.95	Peak	253.00	100	Vertical	Pass
2**	2339.161	34.77	54.0	19.23	AV	253.00	100	Vertical	Pass
3	4901.049	47.18	74.0	26.82	Peak	360.00	200	Vertical	Pass
3**	4901.049	40.06	54.0	13.94	AV	360.00	200	Vertical	Pass
4	7326.278	50.82	74.0	23.18	Peak	303.00	100	Vertical	Pass
4**	7326.278	41.01	54.0	12.99	AV	303.00	100	Vertical	Pass
5	12486.921	50.62	74.0	23.38	Peak	98.00	300	Vertical	Pass
5**	12486.921	42.76	54.0	11.24	AV	98.00	300	Vertical	Pass
6	15688.010	56.40	74.0	17.60	Peak	235.00	400	Vertical	Pass
6**	15688.010	41.82	54.0	12.18	AV	235.00	400	Vertical	Pass

11ax40(SU), U-NII-5, 1 GHz to 18 GHz, Low Channel, ANT H

No.	Frequency (MHz)	Results (dBuV/m)	Limit (dBuV/m)	Margin (dB)	Detector	Table (Degree)	Height (cm)	Antenna	Verdict
1	2093.461	44.82	88.2	43.38	Peak	160.00	300	Horizontal	Pass
1**	2093.461	32.51	68.2	35.69	AV	160.00	300	Horizontal	Pass
2	4810.158	47.61	74.0	26.39	Peak	174.00	400	Horizontal	Pass
2**	4810.158	43.74	54.0	10.26	AV	174.00	400	Horizontal	Pass
3	4901.027	51.07	74.0	22.93	Peak	122.00	200	Horizontal	Pass
3**	4901.027	41.77	54.0	12.23	AV	122.00	200	Horizontal	Pass
4	7953.721	55.29	88.2	32.91	Peak	217.00	400	Horizontal	Pass
4**	7953.721	42.87	68.2	25.33	AV	217.00	400	Horizontal	Pass
5	14438.217	53.86	88.2	34.34	Peak	255.00	200	Horizontal	Pass
5**	14438.217	45.87	68.2	22.33	AV	255.00	200	Horizontal	Pass
6	17431.244	57.34	88.2	30.86	Peak	148.00	200	Horizontal	Pass
6**	17431.244	42.72	68.2	25.48	AV	148.00	200	Horizontal	Pass

11ax40(SU), U-NII-5, 1 GHz to 18 GHz, Low Channel, ANT V

No.	Frequency (MHz)	Results (dBuV/m)	Limit (dBuV/m)	Margin (dB)	Detector	Table (Degree)	Height (cm)	Antenna	Verdict
1	1529.913	41.07	74.0	32.93	Peak	12.00	100	Vertical	Pass
1**	1529.913	30.88	54.0	23.12	AV	12.00	100	Vertical	Pass
2	2336.716	42.59	74.0	31.41	Peak	281.00	400	Vertical	Pass
2**	2336.716	36.34	54.0	17.66	AV	281.00	400	Vertical	Pass
3	4897.661	50.44	74.0	23.56	Peak	223.00	200	Vertical	Pass
3**	4897.661	37.09	54.0	16.91	AV	223.00	200	Vertical	Pass
4	7326.908	55.64	74.0	18.36	Peak	279.00	300	Vertical	Pass
4**	7326.908	44.03	54.0	9.97	AV	279.00	300	Vertical	Pass
5	12486.739	52.90	74.0	21.10	Peak	307.00	100	Vertical	Pass
5**	12486.739	47.00	54.0	7.00	AV	307.00	100	Vertical	Pass
6	15691.290	50.98	74.0	23.02	Peak	135.00	200	Vertical	Pass
6**	15691.290	42.53	54.0	11.47	AV	135.00	200	Vertical	Pass

11ax40(SU), U-NII-5, 1 GHz to 18 GHz, Middle Channel, ANT H

No.	Frequency (MHz)	Results (dBuV/m)	Limit (dBuV/m)	Margin (dB)	Detector	Table (Degree)	Height (cm)	Antenna	Verdict
1	2100.704	41.63	88.2	46.57	Peak	97.00	400	Horizontal	Pass
1**	2100.704	29.95	68.2	38.25	AV	97.00	400	Horizontal	Pass
2	4811.419	46.61	74.0	27.39	Peak	139.00	100	Horizontal	Pass
2**	4811.419	40.80	54.0	13.20	AV	139.00	100	Horizontal	Pass
3	4902.112	51.57	74.0	22.43	Peak	169.00	200	Horizontal	Pass
3**	4902.112	40.34	54.0	13.66	AV	169.00	200	Horizontal	Pass
4	7954.130	56.48	88.2	31.72	Peak	148.00	100	Horizontal	Pass
4**	7954.130	46.86	68.2	21.34	AV	148.00	100	Horizontal	Pass
5	14445.406	57.86	88.2	30.34	Peak	95.00	300	Horizontal	Pass
5**	14445.406	45.07	68.2	23.13	AV	95.00	300	Horizontal	Pass
6	17437.436	53.00	88.2	35.20	Peak	56.00	200	Horizontal	Pass
6**	17437.436	45.47	68.2	22.73	AV	56.00	200	Horizontal	Pass

11ax40(SU), U-NII-5, 1 GHz to 18 GHz, Middle Channel, ANT V

No.	Frequency (MHz)	Results (dBuV/m)	Limit (dBuV/m)	Margin (dB)	Detector	Table (Degree)	Height (cm)	Antenna	Verdict
1	1530.266	40.49	74.0	33.51	Peak	254.00	400	Vertical	Pass
1**	1530.266	27.75	54.0	26.25	AV	254.00	400	Vertical	Pass
2	2337.163	43.06	74.0	30.94	Peak	211.00	300	Vertical	Pass
2**	2337.163	38.11	54.0	15.89	AV	211.00	300	Vertical	Pass
3	4900.792	47.17	74.0	26.83	Peak	62.00	200	Vertical	Pass
3**	4900.792	37.26	54.0	16.74	AV	62.00	200	Vertical	Pass
4	7330.234	53.94	74.0	20.06	Peak	139.00	100	Vertical	Pass
4**	7330.234	43.95	54.0	10.05	AV	139.00	100	Vertical	Pass
5	12482.479	51.73	74.0	22.27	Peak	179.00	100	Vertical	Pass
5**	12482.479	41.42	54.0	12.58	AV	179.00	100	Vertical	Pass
6	15689.779	54.28	74.0	19.72	Peak	149.00	200	Vertical	Pass
6**	15689.779	42.56	54.0	11.44	AV	149.00	200	Vertical	Pass

11ax40(SU), U-NII-5, 1 GHz to 18 GHz, High Channel, ANT H

No.	Frequency (MHz)	Results (dBuV/m)	Limit (dBuV/m)	Margin (dB)	Detector	Table (Degree)	Height (cm)	Antenna	Verdict
1	2098.984	43.09	88.2	45.11	Peak	344.00	400	Horizontal	Pass
1**	2098.984	33.22	68.2	34.98	AV	344.00	400	Horizontal	Pass
2	4808.036	50.28	74.0	23.72	Peak	333.00	400	Horizontal	Pass
2**	4808.036	43.85	54.0	10.15	AV	333.00	400	Horizontal	Pass
3	4897.227	49.59	74.0	24.41	Peak	26.00	200	Horizontal	Pass
3**	4897.227	38.42	54.0	15.58	AV	26.00	200	Horizontal	Pass
4	7952.602	54.80	88.2	33.40	Peak	18.00	200	Horizontal	Pass
4**	7952.602	46.18	68.2	22.02	AV	18.00	200	Horizontal	Pass
5	14441.755	55.18	88.2	33.02	Peak	52.00	100	Horizontal	Pass
5**	14441.755	43.95	68.2	24.25	AV	52.00	100	Horizontal	Pass
6	17435.452	52.61	88.2	35.59	Peak	284.00	300	Horizontal	Pass
6**	17435.452	43.17	68.2	25.03	AV	284.00	300	Horizontal	Pass

11ax40(SU), U-NII-5, 1 GHz to 18 GHz, High Channel, ANT V

No.	Frequency (MHz)	Results (dBuV/m)	Limit (dBuV/m)	Margin (dB)	Detector	Table (Degree)	Height (cm)	Antenna	Verdict
1	1528.478	40.81	74.0	33.19	Peak	309.00	100	Vertical	Pass
1**	1528.478	27.06	54.0	26.94	AV	309.00	100	Vertical	Pass
2	2336.941	44.35	74.0	29.65	Peak	150.00	400	Vertical	Pass
2**	2336.941	33.47	54.0	20.53	AV	150.00	400	Vertical	Pass
3	4897.881	48.52	74.0	25.48	Peak	310.00	200	Vertical	Pass
3**	4897.881	37.24	54.0	16.76	AV	310.00	200	Vertical	Pass
4	7326.569	54.62	74.0	19.38	Peak	63.00	200	Vertical	Pass
4**	7326.569	43.06	54.0	10.94	AV	63.00	200	Vertical	Pass
5	12483.789	55.85	74.0	18.15	Peak	127.00	400	Vertical	Pass
5**	12483.789	45.55	54.0	8.45	AV	127.00	400	Vertical	Pass
6	15691.117	55.29	74.0	18.71	Peak	121.00	100	Vertical	Pass
6**	15691.117	44.77	54.0	9.23	AV	121.00	100	Vertical	Pass

11ax80(SU), U-NII-5, 1 GHz to 18 GHz, Low Channel, ANT H

No.	Frequency (MHz)	Results (dBuV/m)	Limit (dBuV/m)	Margin (dB)	Detector	Table (Degree)	Height (cm)	Antenna	Verdict
1	2100.200	43.00	88.2	45.20	Peak	6.00	300	Horizontal	Pass
1**	2100.200	34.19	68.2	34.01	AV	6.00	300	Horizontal	Pass
2	4812.777	48.92	74.0	25.08	Peak	38.00	200	Horizontal	Pass
2**	4812.777	42.95	54.0	11.05	AV	38.00	200	Horizontal	Pass
3	4901.464	49.02	74.0	24.98	Peak	214.00	200	Horizontal	Pass
3**	4901.464	36.97	54.0	17.03	AV	214.00	200	Horizontal	Pass
4	7954.008	56.39	88.2	31.81	Peak	50.00	400	Horizontal	Pass
4**	7954.008	46.07	68.2	22.13	AV	50.00	400	Horizontal	Pass
5	14445.164	54.97	88.2	33.23	Peak	203.00	100	Horizontal	Pass
5**	14445.164	47.24	68.2	20.96	AV	203.00	100	Horizontal	Pass
6	17434.453	53.19	88.2	35.01	Peak	73.00	300	Horizontal	Pass
6**	17434.453	46.90	68.2	21.30	AV	73.00	300	Horizontal	Pass

11ax80(SU), U-NII-5, 1 GHz to 18 GHz, Low Channel, ANT V

No.	Frequency (MHz)	Results (dBuV/m)	Limit (dBuV/m)	Margin (dB)	Detector	Table (Degree)	Height (cm)	Antenna	Verdict
1	1527.020	36.02	74.0	37.98	Peak	171.00	200	Vertical	Pass
1**	1527.020	28.96	54.0	25.04	AV	171.00	200	Vertical	Pass
2	2331.800	46.28	74.0	27.72	Peak	136.00	200	Vertical	Pass
2**	2331.800	36.72	54.0	17.28	AV	136.00	200	Vertical	Pass
3	4903.996	48.25	74.0	25.75	Peak	2.00	200	Vertical	Pass
3**	4903.996	39.05	54.0	14.95	AV	2.00	200	Vertical	Pass
4	7326.981	51.72	74.0	22.28	Peak	360.00	100	Vertical	Pass
4**	7326.981	46.45	54.0	7.55	AV	360.00	100	Vertical	Pass
5	12489.654	53.89	74.0	20.11	Peak	168.00	400	Vertical	Pass
5**	12489.654	43.14	54.0	10.86	AV	168.00	400	Vertical	Pass
6	15687.798	54.48	74.0	19.52	Peak	237.00	300	Vertical	Pass
6**	15687.798	42.07	54.0	11.93	AV	237.00	300	Vertical	Pass

11ax80(SU), U-NII-5, 1 GHz to 18 GHz, Middle Channel, ANT H

No.	Frequency (MHz)	Results (dBuV/m)	Limit (dBuV/m)	Margin (dB)	Detector	Table (Degree)	Height (cm)	Antenna	Verdict
1	2095.142	41.53	88.2	46.67	Peak	25.00	100	Horizontal	Pass
1**	2095.142	30.01	68.2	38.19	AV	25.00	100	Horizontal	Pass
2	4810.157	50.49	74.0	23.51	Peak	339.00	100	Horizontal	Pass
2**	4810.157	38.29	54.0	15.71	AV	339.00	100	Horizontal	Pass
3	4897.980	52.40	74.0	21.60	Peak	14.00	200	Horizontal	Pass
3**	4897.980	38.22	54.0	15.78	AV	14.00	200	Horizontal	Pass
4	7952.365	55.25	88.2	32.95	Peak	291.00	300	Horizontal	Pass
4**	7952.365	45.72	68.2	22.48	AV	291.00	300	Horizontal	Pass
5	14440.031	53.90	88.2	34.30	Peak	165.00	200	Horizontal	Pass
5**	14440.031	44.70	68.2	23.50	AV	165.00	200	Horizontal	Pass
6	17437.502	52.21	88.2	35.99	Peak	303.00	300	Horizontal	Pass
6**	17437.502	43.21	68.2	24.99	AV	303.00	300	Horizontal	Pass

11ax80(SU), U-NII-5, 1 GHz to 18 GHz, Middle Channel, ANT V

No.	Frequency (MHz)	Results (dBuV/m)	Limit (dBuV/m)	Margin (dB)	Detector	Table (Degree)	Height (cm)	Antenna	Verdict
1	1530.336	41.48	74.0	32.52	Peak	73.00	400	Vertical	Pass
1**	1530.336	30.67	54.0	23.33	AV	73.00	400	Vertical	Pass
2	2335.073	44.71	74.0	29.29	Peak	209.00	200	Vertical	Pass
2**	2335.073	33.05	54.0	20.95	AV	209.00	200	Vertical	Pass
3	4900.047	51.57	74.0	22.43	Peak	112.00	200	Vertical	Pass
3**	4900.047	39.58	54.0	14.42	AV	112.00	200	Vertical	Pass
4	7325.714	53.35	74.0	20.65	Peak	183.00	300	Vertical	Pass
4**	7325.714	43.82	54.0	10.18	AV	183.00	300	Vertical	Pass
5	12483.015	53.09	74.0	20.91	Peak	66.00	100	Vertical	Pass
5**	12483.015	45.55	54.0	8.45	AV	66.00	100	Vertical	Pass
6	15693.786	56.20	74.0	17.80	Peak	145.00	400	Vertical	Pass
6**	15693.786	41.77	54.0	12.23	AV	145.00	400	Vertical	Pass

11ax80(SU), U-NII-5, 1 GHz to 18 GHz, High Channel, ANT H

No.	Frequency (MHz)	Results (dBuV/m)	Limit (dBuV/m)	Margin (dB)	Detector	Table (Degree)	Height (cm)	Antenna	Verdict
1	2100.096	42.37	88.2	45.83	Peak	144.00	300	Horizontal	Pass
1**	2100.096	31.51	68.2	36.69	AV	144.00	300	Horizontal	Pass
2	4808.085	49.89	74.0	24.11	Peak	110.00	200	Horizontal	Pass
2**	4808.085	38.81	54.0	15.19	AV	110.00	200	Horizontal	Pass
3	4902.218	52.48	74.0	21.52	Peak	230.00	200	Horizontal	Pass
3**	4902.218	40.87	54.0	13.13	AV	230.00	200	Horizontal	Pass
4	7955.782	55.76	88.2	32.44	Peak	264.00	200	Horizontal	Pass
4**	7955.782	41.68	68.2	26.52	AV	264.00	200	Horizontal	Pass
5	14440.166	57.79	88.2	30.41	Peak	237.00	100	Horizontal	Pass
5**	14440.166	44.89	68.2	23.31	AV	237.00	100	Horizontal	Pass
6	17434.966	57.52	88.2	30.68	Peak	355.00	300	Horizontal	Pass
6**	17434.966	44.77	68.2	23.43	AV	355.00	300	Horizontal	Pass

11ax80(SU), U-NII-5, 1 GHz to 18 GHz, High Channel, ANT V

No.	Frequency (MHz)	Results (dBuV/m)	Limit (dBuV/m)	Margin (dB)	Detector	Table (Degree)	Height (cm)	Antenna	Verdict
1	1530.005	39.01	74.0	34.99	Peak	229.00	300	Vertical	Pass
1**	1530.005	28.43	54.0	25.57	AV	229.00	300	Vertical	Pass
2	2332.892	45.12	74.0	28.88	Peak	314.00	100	Vertical	Pass
2**	2332.892	36.82	54.0	17.18	AV	314.00	100	Vertical	Pass
3	4902.655	50.13	74.0	23.87	Peak	143.00	200	Vertical	Pass
3**	4902.655	38.70	54.0	15.30	AV	143.00	200	Vertical	Pass
4	7330.341	53.79	74.0	20.21	Peak	77.00	400	Vertical	Pass
4**	7330.341	43.01	54.0	10.99	AV	77.00	400	Vertical	Pass
5	12484.921	53.35	74.0	20.65	Peak	14.00	400	Vertical	Pass
5**	12484.921	44.79	54.0	9.21	AV	14.00	400	Vertical	Pass
6	15690.357	51.52	74.0	22.48	Peak	292.00	300	Vertical	Pass
6**	15690.357	45.32	54.0	8.68	AV	292.00	300	Vertical	Pass

11ax160(SU), U-NII-5, 1 GHz to 18 GHz, Low Channel, ANT H

No.	Frequency (MHz)	Results (dBuV/m)	Limit (dBuV/m)	Margin (dB)	Detector	Table (Degree)	Height (cm)	Antenna	Verdict
1	2098.546	43.14	88.2	45.06	Peak	181.00	300	Horizontal	Pass
1**	2098.546	34.02	68.2	34.18	AV	181.00	300	Horizontal	Pass
2	4809.534	51.50	74.0	22.50	Peak	233.00	300	Horizontal	Pass
2**	4809.534	44.06	54.0	9.94	AV	233.00	300	Horizontal	Pass
3	4899.575	50.37	74.0	23.63	Peak	134.00	200	Horizontal	Pass
3**	4899.575	36.92	54.0	17.08	AV	134.00	200	Horizontal	Pass
4	7952.064	54.50	88.2	33.70	Peak	109.00	100	Horizontal	Pass
4**	7952.064	45.25	68.2	22.95	AV	109.00	100	Horizontal	Pass
5	14440.847	55.36	88.2	32.84	Peak	352.00	200	Horizontal	Pass
5**	14440.847	44.20	68.2	24.00	AV	352.00	200	Horizontal	Pass
6	17431.362	54.77	88.2	33.43	Peak	89.00	300	Horizontal	Pass
6**	17431.362	44.90	68.2	23.30	AV	89.00	300	Horizontal	Pass

11ax160(SU), U-NII-5, 1 GHz to 18 GHz, Low Channel, ANT V

No.	Frequency (MHz)	Results (dBuV/m)	Limit (dBuV/m)	Margin (dB)	Detector	Table (Degree)	Height (cm)	Antenna	Verdict
1	1528.791	40.60	74.0	33.40	Peak	165.00	400	Vertical	Pass
1**	1528.791	25.57	54.0	28.43	AV	165.00	400	Vertical	Pass
2	2339.324	42.02	74.0	31.98	Peak	276.00	300	Vertical	Pass
2**	2339.324	32.93	54.0	21.07	AV	276.00	300	Vertical	Pass
3	4902.337	52.55	74.0	21.45	Peak	187.00	200	Vertical	Pass
3**	4902.337	36.88	54.0	17.12	AV	187.00	200	Vertical	Pass
4	7324.075	52.75	74.0	21.25	Peak	297.00	100	Vertical	Pass
4**	7324.075	42.69	54.0	11.31	AV	297.00	100	Vertical	Pass
5	12485.916	55.81	74.0	18.19	Peak	251.00	200	Vertical	Pass
5**	12485.916	46.41	54.0	7.59	AV	251.00	200	Vertical	Pass
6	15691.341	54.04	74.0	19.96	Peak	345.00	200	Vertical	Pass
6**	15691.341	46.93	54.0	7.07	AV	345.00	200	Vertical	Pass

11ax160(SU), U-NII-5, 1 GHz to 18 GHz, Middle Channel, ANT H

No.	Frequency (MHz)	Results (dBuV/m)	Limit (dBuV/m)	Margin (dB)	Detector	Table (Degree)	Height (cm)	Antenna	Verdict
1	2095.229	42.98	88.2	45.22	Peak	303.00	300	Horizontal	Pass
1**	2095.229	30.47	68.2	37.73	AV	303.00	300	Horizontal	Pass
2	4812.088	47.95	74.0	26.05	Peak	102.00	200	Horizontal	Pass
2**	4812.088	43.48	54.0	10.52	AV	102.00	200	Horizontal	Pass
3	4896.479	49.46	74.0	24.54	Peak	157.00	200	Horizontal	Pass
3**	4896.479	37.26	54.0	16.74	AV	157.00	200	Horizontal	Pass
4	7952.977	51.71	88.2	36.49	Peak	71.00	200	Horizontal	Pass
4**	7952.977	42.72	68.2	25.48	AV	71.00	200	Horizontal	Pass
5	14440.535	53.22	88.2	34.98	Peak	194.00	300	Horizontal	Pass
5**	14440.535	43.97	68.2	24.23	AV	194.00	300	Horizontal	Pass
6	17436.298	53.75	88.2	34.45	Peak	240.00	200	Horizontal	Pass
6**	17436.298	46.94	68.2	21.26	AV	240.00	200	Horizontal	Pass

11ax160(SU), U-NII-5, 1 GHz to 18 GHz, Middle Channel, ANT V

No.	Frequency (MHz)	Results (dBuV/m)	Limit (dBuV/m)	Margin (dB)	Detector	Table (Degree)	Height (cm)	Antenna	Verdict
1	1530.246	40.15	74.0	33.85	Peak	31.00	100	Vertical	Pass
1**	1530.246	29.46	54.0	24.54	AV	31.00	100	Vertical	Pass
2	2336.137	42.14	74.0	31.86	Peak	92.00	300	Vertical	Pass
2**	2336.137	37.84	54.0	16.16	AV	92.00	300	Vertical	Pass
3	4897.551	48.06	74.0	25.94	Peak	187.00	200	Vertical	Pass
3**	4897.551	38.96	54.0	15.04	AV	187.00	200	Vertical	Pass
4	7330.398	51.21	74.0	22.79	Peak	175.00	100	Vertical	Pass
4**	7330.398	42.87	54.0	11.13	AV	175.00	100	Vertical	Pass
5	12484.709	54.51	74.0	19.49	Peak	208.00	300	Vertical	Pass
5**	12484.709	46.34	54.0	7.66	AV	208.00	300	Vertical	Pass
6	15688.371	51.83	74.0	22.17	Peak	304.00	300	Vertical	Pass
6**	15688.371	46.25	54.0	7.75	AV	304.00	300	Vertical	Pass

11ax160(SU), U-NII-5, 1 GHz to 18 GHz, High Channel, ANT H

No.	Frequency (MHz)	Results (dBuV/m)	Limit (dBuV/m)	Margin (dB)	Detector	Table (Degree)	Height (cm)	Antenna	Verdict
1	2094.707	42.77	88.2	45.43	Peak	331.00	400	Horizontal	Pass
1**	2094.707	32.34	68.2	35.86	AV	331.00	400	Horizontal	Pass
2	4813.806	46.67	74.0	27.33	Peak	20.00	400	Horizontal	Pass
2**	4813.806	42.88	54.0	11.12	AV	20.00	400	Horizontal	Pass
3	4898.009	48.84	74.0	25.16	Peak	198.00	200	Horizontal	Pass
3**	4898.009	41.63	54.0	12.37	AV	198.00	200	Horizontal	Pass
4	7954.005	55.74	88.2	32.46	Peak	139.00	300	Horizontal	Pass
4**	7954.005	46.69	68.2	21.51	AV	139.00	300	Horizontal	Pass
5	14445.941	57.96	88.2	30.24	Peak	105.00	200	Horizontal	Pass
5**	14445.941	47.53	68.2	20.67	AV	105.00	200	Horizontal	Pass
6	17437.403	57.82	88.2	30.38	Peak	326.00	400	Horizontal	Pass
6**	17437.403	44.24	68.2	23.96	AV	326.00	400	Horizontal	Pass

11ax160(SU), U-NII-5, 1 GHz to 18 GHz, High Channel, ANT V

No.	Frequency (MHz)	Results (dBuV/m)	Limit (dBuV/m)	Margin (dB)	Detector	Table (Degree)	Height (cm)	Antenna	Verdict
1	1532.893	40.44	74.0	33.56	Peak	35.00	400	Vertical	Pass
1**	1532.893	29.02	54.0	24.98	AV	35.00	400	Vertical	Pass
2	2331.911	47.05	74.0	26.95	Peak	287.00	200	Vertical	Pass
2**	2331.911	32.44	54.0	21.56	AV	287.00	200	Vertical	Pass
3	4902.379	48.79	74.0	25.21	Peak	182.00	200	Vertical	Pass
3**	4902.379	37.20	54.0	16.80	AV	182.00	200	Vertical	Pass
4	7330.028	52.17	74.0	21.83	Peak	102.00	300	Vertical	Pass
4**	7330.028	43.52	54.0	10.48	AV	102.00	300	Vertical	Pass
5	12486.186	53.29	74.0	20.71	Peak	163.00	200	Vertical	Pass
5**	12486.186	46.68	54.0	7.32	AV	163.00	200	Vertical	Pass
6	15688.656	55.48	74.0	18.52	Peak	310.00	300	Vertical	Pass
6**	15688.656	42.96	54.0	11.04	AV	310.00	300	Vertical	Pass

11ax20(SU), U-NII-6, 1 GHz to 18 GHz, Low Channel, ANT H

No.	Frequency (MHz)	Results (dBuV/m)	Limit (dBuV/m)	Margin (dB)	Detector	Table (Degree)	Height (cm)	Antenna	Verdict
1	2093.936	43.86	88.2	44.34	Peak	37.00	300	Horizontal	Pass
1**	2093.936	29.84	68.2	38.36	AV	37.00	300	Horizontal	Pass
2	4814.483	52.32	74.0	21.68	Peak	332.00	200	Horizontal	Pass
2**	4814.483	43.24	54.0	10.76	AV	332.00	200	Horizontal	Pass
3	4899.922	51.57	74.0	22.43	Peak	342.00	200	Horizontal	Pass
3**	4899.922	36.98	54.0	17.02	AV	342.00	200	Horizontal	Pass
4	7955.197	52.62	88.2	35.58	Peak	300.00	200	Horizontal	Pass
4**	7955.197	47.20	68.2	21.00	AV	300.00	200	Horizontal	Pass
5	14440.859	53.23	88.2	34.97	Peak	74.00	200	Horizontal	Pass
5**	14440.859	46.82	68.2	21.38	AV	74.00	200	Horizontal	Pass
6	17430.509	55.85	88.2	32.35	Peak	154.00	100	Horizontal	Pass
6**	17430.509	44.03	68.2	24.17	AV	154.00	100	Horizontal	Pass

11ax20(SU), U-NII-6, 1 GHz to 18 GHz, Low Channel, ANT V

No.	Frequency (MHz)	Results (dBuV/m)	Limit (dBuV/m)	Margin (dB)	Detector	Table (Degree)	Height (cm)	Antenna	Verdict
1	1527.530	37.08	74.0	36.92	Peak	360.00	200	Vertical	Pass
1**	1527.530	29.19	54.0	24.81	AV	360.00	200	Vertical	Pass
2	2337.203	41.88	74.0	32.12	Peak	116.00	300	Vertical	Pass
2**	2337.203	33.84	54.0	20.16	AV	116.00	300	Vertical	Pass
3	4896.691	51.60	74.0	22.40	Peak	77.00	200	Vertical	Pass
3**	4896.691	36.70	54.0	17.30	AV	77.00	200	Vertical	Pass
4	7328.665	55.77	74.0	18.23	Peak	249.00	100	Vertical	Pass
4**	7328.665	42.16	54.0	11.84	AV	249.00	100	Vertical	Pass
5	12484.596	53.25	74.0	20.75	Peak	341.00	300	Vertical	Pass
5**	12484.596	44.58	54.0	9.42	AV	341.00	300	Vertical	Pass
6	15687.905	56.21	74.0	17.79	Peak	40.00	100	Vertical	Pass
6**	15687.905	44.16	54.0	9.84	AV	40.00	100	Vertical	Pass

11ax20(SU), U-NII-6, 1 GHz to 18 GHz, Middle Channel, ANT H

No.	Frequency (MHz)	Results (dBuV/m)	Limit (dBuV/m)	Margin (dB)	Detector	Table (Degree)	Height (cm)	Antenna	Verdict
1	2097.202	42.59	88.2	45.61	Peak	120.00	100	Horizontal	Pass
1**	2097.202	31.60	68.2	36.60	AV	120.00	100	Horizontal	Pass
2	4808.471	52.29	74.0	21.71	Peak	103.00	100	Horizontal	Pass
2**	4808.471	40.10	54.0	13.90	AV	103.00	100	Horizontal	Pass
3	4901.472	50.65	74.0	23.35	Peak	284.00	200	Horizontal	Pass
3**	4901.472	40.77	54.0	13.23	AV	284.00	200	Horizontal	Pass
4	7955.064	55.13	88.2	33.07	Peak	92.00	300	Horizontal	Pass
4**	7955.064	46.29	68.2	21.91	AV	92.00	300	Horizontal	Pass
5	14439.160	52.57	88.2	35.63	Peak	323.00	200	Horizontal	Pass
5**	14439.160	42.65	68.2	25.55	AV	323.00	200	Horizontal	Pass
6	17432.849	53.53	88.2	34.67	Peak	272.00	300	Horizontal	Pass
6**	17432.849	43.04	68.2	25.16	AV	272.00	300	Horizontal	Pass

11ax20(SU), U-NII-6, 1 GHz to 18 GHz, Middle Channel, ANT V

No.	Frequency (MHz)	Results (dBuV/m)	Limit (dBuV/m)	Margin (dB)	Detector	Table (Degree)	Height (cm)	Antenna	Verdict
1	1531.148	39.44	74.0	34.56	Peak	156.00	400	Vertical	Pass
1**	1531.148	26.60	54.0	27.40	AV	156.00	400	Vertical	Pass
2	2339.413	42.84	74.0	31.16	Peak	237.00	300	Vertical	Pass
2**	2339.413	35.53	54.0	18.47	AV	237.00	300	Vertical	Pass
3	4896.887	48.88	74.0	25.12	Peak	180.00	200	Vertical	Pass
3**	4896.887	42.49	54.0	11.51	AV	180.00	200	Vertical	Pass
4	7324.897	55.92	74.0	18.08	Peak	296.00	200	Vertical	Pass
4**	7324.897	43.46	54.0	10.54	AV	296.00	200	Vertical	Pass
5	12487.211	51.91	74.0	22.09	Peak	239.00	400	Vertical	Pass
5**	12487.211	46.83	54.0	7.17	AV	239.00	400	Vertical	Pass
6	15689.834	52.57	74.0	21.43	Peak	124.00	300	Vertical	Pass
6**	15689.834	42.54	54.0	11.46	AV	124.00	300	Vertical	Pass

11ax20(SU), U-NII-6, 1 GHz to 18 GHz, High Channel, ANT H

No.	Frequency (MHz)	Results (dBuV/m)	Limit (dBuV/m)	Margin (dB)	Detector	Table (Degree)	Height (cm)	Antenna	Verdict
1	2094.779	44.72	88.2	43.48	Peak	106.00	300	Horizontal	Pass
1**	2094.779	30.63	68.2	37.57	AV	106.00	300	Horizontal	Pass
2	4808.094	51.54	74.0	22.46	Peak	71.00	300	Horizontal	Pass
2**	4808.094	39.72	54.0	14.28	AV	71.00	300	Horizontal	Pass
3	4897.213	49.66	74.0	24.34	Peak	8.00	200	Horizontal	Pass
3**	4897.213	36.88	54.0	17.12	AV	8.00	200	Horizontal	Pass
4	7952.761	51.36	88.2	36.84	Peak	229.00	300	Horizontal	Pass
4**	7952.761	44.63	68.2	23.57	AV	229.00	300	Horizontal	Pass
5	14444.162	52.46	88.2	35.74	Peak	262.00	400	Horizontal	Pass
5**	14444.162	48.05	68.2	20.15	AV	262.00	400	Horizontal	Pass
6	17434.146	53.86	88.2	34.34	Peak	13.00	300	Horizontal	Pass
6**	17434.146	47.87	68.2	20.33	AV	13.00	300	Horizontal	Pass

11ax20(SU), U-NII-6, 1 GHz to 18 GHz, High Channel, ANT V

No.	Frequency (MHz)	Results (dBuV/m)	Limit (dBuV/m)	Margin (dB)	Detector	Table (Degree)	Height (cm)	Antenna	Verdict
1	1529.211	36.75	74.0	37.25	Peak	187.00	300	Vertical	Pass
1**	1529.211	27.88	54.0	26.12	AV	187.00	300	Vertical	Pass
2	2332.877	42.06	74.0	31.94	Peak	1.00	100	Vertical	Pass
2**	2332.877	35.75	54.0	18.25	AV	1.00	100	Vertical	Pass
3	4902.042	51.91	74.0	22.09	Peak	236.00	200	Vertical	Pass
3**	4902.042	36.96	54.0	17.04	AV	236.00	200	Vertical	Pass
4	7329.180	53.51	74.0	20.49	Peak	181.00	300	Vertical	Pass
4**	7329.180	44.93	54.0	9.07	AV	181.00	300	Vertical	Pass
5	12486.561	51.11	74.0	22.89	Peak	114.00	300	Vertical	Pass
5**	12486.561	41.86	54.0	12.14	AV	114.00	300	Vertical	Pass
6	15692.603	54.15	74.0	19.85	Peak	129.00	300	Vertical	Pass
6**	15692.603	45.76	54.0	8.24	AV	129.00	300	Vertical	Pass

11ax40(SU), U-NII-6, 1 GHz to 18 GHz, Low Channel, ANT H

No.	Frequency (MHz)	Results (dBuV/m)	Limit (dBuV/m)	Margin (dB)	Detector	Table (Degree)	Height (cm)	Antenna	Verdict
1	2095.139	41.80	88.2	46.40	Peak	152.00	100	Horizontal	Pass
1**	2095.139	32.86	68.2	35.34	AV	152.00	100	Horizontal	Pass
2	4814.610	49.36	74.0	24.64	Peak	183.00	100	Horizontal	Pass
2**	4814.610	43.89	54.0	10.11	AV	183.00	100	Horizontal	Pass
3	4900.225	48.28	74.0	25.72	Peak	150.00	200	Horizontal	Pass
3**	4900.225	40.89	54.0	13.11	AV	150.00	200	Horizontal	Pass
4	7952.623	54.39	88.2	33.81	Peak	14.00	400	Horizontal	Pass
4**	7952.623	47.15	68.2	21.05	AV	14.00	400	Horizontal	Pass
5	14438.956	54.21	88.2	33.99	Peak	120.00	300	Horizontal	Pass
5**	14438.956	43.75	68.2	24.45	AV	120.00	300	Horizontal	Pass
6	17437.721	56.97	88.2	31.23	Peak	87.00	300	Horizontal	Pass
6**	17437.721	43.44	68.2	24.76	AV	87.00	300	Horizontal	Pass

11ax40(SU), U-NII-6, 1 GHz to 18 GHz, Low Channel, ANT V

No.	Frequency (MHz)	Results (dBuV/m)	Limit (dBuV/m)	Margin (dB)	Detector	Table (Degree)	Height (cm)	Antenna	Verdict
1	1530.270	41.62	74.0	32.38	Peak	83.00	400	Vertical	Pass
1**	1530.270	29.99	54.0	24.01	AV	83.00	400	Vertical	Pass
2	2336.068	44.42	74.0	29.58	Peak	266.00	300	Vertical	Pass
2**	2336.068	35.91	54.0	18.09	AV	266.00	300	Vertical	Pass
3	4903.847	48.35	74.0	25.65	Peak	266.00	200	Vertical	Pass
3**	4903.847	36.96	54.0	17.04	AV	266.00	200	Vertical	Pass
4	7329.301	51.59	74.0	22.41	Peak	300.00	200	Vertical	Pass
4**	7329.301	46.02	54.0	7.98	AV	300.00	200	Vertical	Pass
5	12485.834	53.01	74.0	20.99	Peak	229.00	300	Vertical	Pass
5**	12485.834	46.16	54.0	7.84	AV	229.00	300	Vertical	Pass
6	15693.360	51.27	74.0	22.73	Peak	303.00	100	Vertical	Pass
6**	15693.360	47.34	54.0	6.66	AV	303.00	100	Vertical	Pass

11ax40(SU), U-NII-6, 1 GHz to 18 GHz, High Channel, ANT H

No.	Frequency (MHz)	Results (dBuV/m)	Limit (dBuV/m)	Margin (dB)	Detector	Table (Degree)	Height (cm)	Antenna	Verdict
1	2095.456	40.40	88.2	47.80	Peak	331.00	400	Horizontal	Pass
1**	2095.456	34.36	68.2	33.84	AV	331.00	400	Horizontal	Pass
2	4810.693	47.16	74.0	26.84	Peak	51.00	400	Horizontal	Pass
2**	4810.693	39.84	54.0	14.16	AV	51.00	400	Horizontal	Pass
3	4897.011	47.76	74.0	26.24	Peak	62.00	200	Horizontal	Pass
3**	4897.011	37.02	54.0	16.98	AV	62.00	200	Horizontal	Pass
4	7954.217	52.03	88.2	36.17	Peak	0.00	300	Horizontal	Pass
4**	7954.217	43.20	68.2	25.00	AV	0.00	300	Horizontal	Pass
5	14439.756	57.57	88.2	30.63	Peak	83.00	300	Horizontal	Pass
5**	14439.756	46.30	68.2	21.90	AV	83.00	300	Horizontal	Pass
6	17432.485	55.32	88.2	32.88	Peak	296.00	400	Horizontal	Pass
6**	17432.485	47.16	68.2	21.04	AV	296.00	400	Horizontal	Pass

11ax40(SU), U-NII-6, 1 GHz to 18 GHz, High Channel, ANT V

No.	Frequency (MHz)	Results (dBuV/m)	Limit (dBuV/m)	Margin (dB)	Detector	Table (Degree)	Height (cm)	Antenna	Verdict
1	1528.875	39.05	74.0	34.95	Peak	37.00	200	Vertical	Pass
1**	1528.875	26.29	54.0	27.71	AV	37.00	200	Vertical	Pass
2	2336.266	45.22	74.0	28.78	Peak	206.00	400	Vertical	Pass
2**	2336.266	37.56	54.0	16.44	AV	206.00	400	Vertical	Pass
3	4902.452	50.91	74.0	23.09	Peak	360.00	200	Vertical	Pass
3**	4902.452	41.05	54.0	12.95	AV	360.00	200	Vertical	Pass
4	7330.114	51.87	74.0	22.13	Peak	257.00	200	Vertical	Pass
4**	7330.114	45.19	54.0	8.81	AV	257.00	200	Vertical	Pass
5	12482.912	55.94	74.0	18.06	Peak	337.00	200	Vertical	Pass
5**	12482.912	44.21	54.0	9.79	AV	337.00	200	Vertical	Pass
6	15690.987	51.85	74.0	22.15	Peak	285.00	300	Vertical	Pass
6**	15690.987	41.70	54.0	12.30	AV	285.00	300	Vertical	Pass

11ax80(SU), U-NII-6, 1 GHz to 18 GHz, Low Channel, ANT H

No.	Frequency (MHz)	Results (dBuV/m)	Limit (dBuV/m)	Margin (dB)	Detector	Table (Degree)	Height (cm)	Antenna	Verdict
1	2094.108	41.10	88.2	47.10	Peak	145.00	400	Horizontal	Pass
1**	2094.108	31.53	68.2	36.67	AV	145.00	400	Horizontal	Pass
2	4813.857	47.76	74.0	26.24	Peak	145.00	300	Horizontal	Pass
2**	4813.857	40.89	54.0	13.11	AV	145.00	300	Horizontal	Pass
3	4903.433	51.60	74.0	22.40	Peak	135.00	200	Horizontal	Pass
3**	4903.433	42.48	54.0	11.52	AV	135.00	200	Horizontal	Pass
4	7954.744	55.99	88.2	32.21	Peak	127.00	200	Horizontal	Pass
4**	7954.744	41.68	68.2	26.52	AV	127.00	200	Horizontal	Pass
5	14439.755	52.83	88.2	35.37	Peak	167.00	200	Horizontal	Pass
5**	14439.755	45.39	68.2	22.81	AV	167.00	200	Horizontal	Pass
6	17434.462	56.35	88.2	31.85	Peak	159.00	300	Horizontal	Pass
6**	17434.462	47.22	68.2	20.98	AV	159.00	300	Horizontal	Pass

11ax80(SU), U-NII-6, 1 GHz to 18 GHz, Low Channel, ANT V

No.	Frequency (MHz)	Results (dBuV/m)	Limit (dBuV/m)	Margin (dB)	Detector	Table (Degree)	Height (cm)	Antenna	Verdict
1	1534.228	37.60	74.0	36.40	Peak	103.00	200	Vertical	Pass
1**	1534.228	26.67	54.0	27.33	AV	103.00	200	Vertical	Pass
2	2333.547	43.86	74.0	30.14	Peak	183.00	100	Vertical	Pass
2**	2333.547	33.99	54.0	20.01	AV	183.00	100	Vertical	Pass
3	4896.544	48.72	74.0	25.28	Peak	336.00	200	Vertical	Pass
3**	4896.544	40.03	54.0	13.97	AV	336.00	200	Vertical	Pass
4	7329.164	50.50	74.0	23.50	Peak	333.00	400	Vertical	Pass
4**	7329.164	46.71	54.0	7.29	AV	333.00	400	Vertical	Pass
5	12483.319	55.44	74.0	18.56	Peak	284.00	100	Vertical	Pass
5**	12483.319	43.37	54.0	10.63	AV	284.00	100	Vertical	Pass
6	15693.045	53.32	74.0	20.68	Peak	17.00	100	Vertical	Pass
6**	15693.045	42.49	54.0	11.51	AV	17.00	100	Vertical	Pass

11ax80(SU), U-NII-6, 1 GHz to 18 GHz, High Channel, ANT H

No.	Frequency (MHz)	Results (dBuV/m)	Limit (dBuV/m)	Margin (dB)	Detector	Table (Degree)	Height (cm)	Antenna	Verdict
1	2100.859	41.13	88.2	47.07	Peak	131.00	300	Horizontal	Pass
1**	2100.859	33.31	68.2	34.89	AV	131.00	300	Horizontal	Pass
2	4815.706	47.49	74.0	26.51	Peak	286.00	400	Horizontal	Pass
2**	4815.706	42.08	54.0	11.92	AV	286.00	400	Horizontal	Pass
3	4896.982	51.09	74.0	22.91	Peak	25.00	200	Horizontal	Pass
3**	4896.982	41.08	54.0	12.92	AV	25.00	200	Horizontal	Pass
4	7956.776	52.54	88.2	35.66	Peak	281.00	400	Horizontal	Pass
4**	7956.776	45.61	68.2	22.59	AV	281.00	400	Horizontal	Pass
5	14440.076	55.98	88.2	32.22	Peak	129.00	200	Horizontal	Pass
5**	14440.076	47.48	68.2	20.72	AV	129.00	200	Horizontal	Pass
6	17432.559	53.84	88.2	34.36	Peak	314.00	300	Horizontal	Pass
6**	17432.559	44.97	68.2	23.23	AV	314.00	300	Horizontal	Pass

11ax80(SU), U-NII-6, 1 GHz to 18 GHz, High Channel, ANT V

No.	Frequency (MHz)	Results (dBuV/m)	Limit (dBuV/m)	Margin (dB)	Detector	Table (Degree)	Height (cm)	Antenna	Verdict
1	1533.665	41.45	74.0	32.55	Peak	39.00	100	Vertical	Pass
1**	1533.665	29.07	54.0	24.93	AV	39.00	100	Vertical	Pass
2	2333.776	43.89	74.0	30.11	Peak	233.00	400	Vertical	Pass
2**	2333.776	35.55	54.0	18.45	AV	233.00	400	Vertical	Pass
3	4896.358	50.74	74.0	23.26	Peak	126.00	200	Vertical	Pass
3**	4896.358	39.57	54.0	14.43	AV	126.00	200	Vertical	Pass
4	7326.451	53.96	74.0	20.04	Peak	322.00	300	Vertical	Pass
4**	7326.451	45.47	54.0	8.53	AV	322.00	300	Vertical	Pass
5	12483.975	50.25	74.0	23.75	Peak	321.00	300	Vertical	Pass
5**	12483.975	46.32	54.0	7.68	AV	321.00	300	Vertical	Pass
6	15688.025	54.63	74.0	19.37	Peak	321.00	200	Vertical	Pass
6**	15688.025	43.16	54.0	10.84	AV	321.00	200	Vertical	Pass

11ax160(SU), U-NII-6, 1 GHz to 18 GHz, Middle Channel, ANT H

No.	Frequency (MHz)	Results (dBuV/m)	Limit (dBuV/m)	Margin (dB)	Detector	Table (Degree)	Height (cm)	Antenna	Verdict
1	2094.895	42.08	88.2	46.12	Peak	110.00	100	Horizontal	Pass
1**	2094.895	32.96	68.2	35.24	AV	110.00	100	Horizontal	Pass
2	4815.268	51.16	74.0	22.84	Peak	271.00	400	Horizontal	Pass
2**	4815.268	38.94	54.0	15.06	AV	271.00	400	Horizontal	Pass
3	4900.966	47.27	74.0	26.73	Peak	322.00	200	Horizontal	Pass
3**	4900.966	42.33	54.0	11.67	AV	322.00	200	Horizontal	Pass
4	7950.456	52.17	88.2	36.03	Peak	30.00	200	Horizontal	Pass
4**	7950.456	41.73	68.2	26.47	AV	30.00	200	Horizontal	Pass
5	14441.144	55.64	88.2	32.56	Peak	244.00	400	Horizontal	Pass
5**	14441.144	45.95	68.2	22.25	AV	244.00	400	Horizontal	Pass
6	17433.547	53.89	88.2	34.31	Peak	184.00	300	Horizontal	Pass
6**	17433.547	45.79	68.2	22.41	AV	184.00	300	Horizontal	Pass

11ax160(SU), U-NII-6, 1 GHz to 18 GHz, Middle Channel, ANT V

No.	Frequency (MHz)	Results (dBuV/m)	Limit (dBuV/m)	Margin (dB)	Detector	Table (Degree)	Height (cm)	Antenna	Verdict
1	1532.859	37.19	74.0	36.81	Peak	312.00	400	Vertical	Pass
1**	1532.859	29.48	54.0	24.52	AV	312.00	400	Vertical	Pass
2	2331.855	44.70	74.0	29.30	Peak	313.00	100	Vertical	Pass
2**	2331.855	38.12	54.0	15.88	AV	313.00	100	Vertical	Pass
3	4897.777	52.01	74.0	21.99	Peak	360.00	200	Vertical	Pass
3**	4897.777	36.77	54.0	17.23	AV	360.00	200	Vertical	Pass
4	7324.919	55.20	74.0	18.80	Peak	203.00	400	Vertical	Pass
4**	7324.919	41.89	54.0	12.11	AV	203.00	400	Vertical	Pass
5	12490.217	54.10	74.0	19.90	Peak	280.00	300	Vertical	Pass
5**	12490.217	44.16	54.0	9.84	AV	280.00	300	Vertical	Pass
6	15694.358	54.45	74.0	19.55	Peak	213.00	400	Vertical	Pass
6**	15694.358	45.02	54.0	8.98	AV	213.00	400	Vertical	Pass

11ax20(SU), U-NII-7, 1 GHz to 18 GHz, Low Channel, ANT H

No.	Frequency (MHz)	Results (dBuV/m)	Limit (dBuV/m)	Margin (dB)	Detector	Table (Degree)	Height (cm)	Antenna	Verdict
1	2093.868	41.83	88.2	46.37	Peak	60.00	200	Horizontal	Pass
1**	2093.868	34.25	68.2	33.95	AV	60.00	200	Horizontal	Pass
2	4815.177	48.05	74.0	25.95	Peak	43.00	300	Horizontal	Pass
2**	4815.177	41.42	54.0	12.58	AV	43.00	300	Horizontal	Pass
3	4903.783	50.27	74.0	23.73	Peak	52.00	200	Horizontal	Pass
3**	4903.783	40.78	54.0	13.22	AV	52.00	200	Horizontal	Pass
4	7955.370	55.57	88.2	32.63	Peak	138.00	200	Horizontal	Pass
4**	7955.370	41.94	68.2	26.26	AV	138.00	200	Horizontal	Pass
5	14439.844	57.08	88.2	31.12	Peak	144.00	400	Horizontal	Pass
5**	14439.844	43.04	68.2	25.16	AV	144.00	400	Horizontal	Pass
6	17434.993	53.22	88.2	34.98	Peak	107.00	100	Horizontal	Pass
6**	17434.993	42.74	68.2	25.46	AV	107.00	100	Horizontal	Pass

11ax20(SU), U-NII-7, 1 GHz to 18 GHz, Low Channel, ANT V

No.	Frequency (MHz)	Results (dBuV/m)	Limit (dBuV/m)	Margin (dB)	Detector	Table (Degree)	Height (cm)	Antenna	Verdict
1	1527.493	41.39	74.0	32.61	Peak	230.00	300	Vertical	Pass
1**	1527.493	27.84	54.0	26.16	AV	230.00	300	Vertical	Pass
2	2336.929	42.80	74.0	31.20	Peak	42.00	200	Vertical	Pass
2**	2336.929	37.51	54.0	16.49	AV	42.00	200	Vertical	Pass
3	4900.029	50.75	74.0	23.25	Peak	68.00	200	Vertical	Pass
3**	4900.029	42.38	54.0	11.62	AV	68.00	200	Vertical	Pass
4	7330.600	54.01	74.0	19.99	Peak	302.00	100	Vertical	Pass
4**	7330.600	41.35	54.0	12.65	AV	302.00	100	Vertical	Pass
5	12483.566	55.21	74.0	18.79	Peak	320.00	200	Vertical	Pass
5**	12483.566	45.67	54.0	8.33	AV	320.00	200	Vertical	Pass
6	15690.967	55.85	74.0	18.15	Peak	346.00	200	Vertical	Pass
6**	15690.967	42.09	54.0	11.91	AV	346.00	200	Vertical	Pass

11ax20(SU), U-NII-7, 1 GHz to 18 GHz, Middle Channel, ANT H

No.	Frequency (MHz)	Results (dBuV/m)	Limit (dBuV/m)	Margin (dB)	Detector	Table (Degree)	Height (cm)	Antenna	Verdict
1	2097.397	42.06	88.2	46.14	Peak	311.00	100	Horizontal	Pass
1**	2097.397	30.52	68.2	37.68	AV	311.00	100	Horizontal	Pass
2	4814.691	48.40	74.0	25.60	Peak	277.00	100	Horizontal	Pass
2**	4814.691	42.31	54.0	11.69	AV	277.00	100	Horizontal	Pass
3	4899.386	49.16	74.0	24.84	Peak	195.00	200	Horizontal	Pass
3**	4899.386	41.05	54.0	12.95	AV	195.00	200	Horizontal	Pass
4	7949.829	55.26	88.2	32.94	Peak	125.00	300	Horizontal	Pass
4**	7949.829	44.28	68.2	23.92	AV	125.00	300	Horizontal	Pass
5	14441.572	52.97	88.2	35.23	Peak	59.00	400	Horizontal	Pass
5**	14441.572	48.17	68.2	20.03	AV	59.00	400	Horizontal	Pass
6	17433.060	57.49	88.2	30.71	Peak	200.00	400	Horizontal	Pass
6**	17433.060	43.24	68.2	24.96	AV	200.00	400	Horizontal	Pass

11ax20(SU), U-NII-7, 1 GHz to 18 GHz, Middle Channel, ANT V

No.	Frequency (MHz)	Results (dBuV/m)	Limit (dBuV/m)	Margin (dB)	Detector	Table (Degree)	Height (cm)	Antenna	Verdict
1	1533.585	36.77	74.0	37.23	Peak	258.00	300	Vertical	Pass
1**	1533.585	27.26	54.0	26.74	AV	258.00	300	Vertical	Pass
2	2333.694	45.82	74.0	28.18	Peak	280.00	200	Vertical	Pass
2**	2333.694	38.19	54.0	15.81	AV	280.00	200	Vertical	Pass
3	4899.653	51.95	74.0	22.05	Peak	251.00	200	Vertical	Pass
3**	4899.653	38.96	54.0	15.04	AV	251.00	200	Vertical	Pass
4	7324.025	53.93	74.0	20.07	Peak	345.00	300	Vertical	Pass
4**	7324.025	43.22	54.0	10.78	AV	345.00	300	Vertical	Pass
5	12490.331	53.22	74.0	20.78	Peak	92.00	100	Vertical	Pass
5**	12490.331	45.08	54.0	8.92	AV	92.00	100	Vertical	Pass
6	15692.716	52.91	74.0	21.09	Peak	296.00	400	Vertical	Pass
6**	15692.716	47.02	54.0	6.98	AV	296.00	400	Vertical	Pass

11ax20(SU), U-NII-7, 1 GHz to 18 GHz, High Channel, ANT H

No.	Frequency (MHz)	Results (dBuV/m)	Limit (dBuV/m)	Margin (dB)	Detector	Table (Degree)	Height (cm)	Antenna	Verdict
1	2096.280	41.98	88.2	46.22	Peak	207.00	400	Horizontal	Pass
1**	2096.280	31.92	68.2	36.28	AV	207.00	400	Horizontal	Pass
2	4812.062	47.64	74.0	26.36	Peak	250.00	100	Horizontal	Pass
2**	4812.062	38.43	54.0	15.57	AV	250.00	100	Horizontal	Pass
3	4896.651	51.08	74.0	22.92	Peak	178.00	200	Horizontal	Pass
3**	4896.651	39.43	54.0	14.57	AV	178.00	200	Horizontal	Pass
4	7952.975	54.77	88.2	33.43	Peak	332.00	200	Horizontal	Pass
4**	7952.975	42.97	68.2	25.23	AV	332.00	200	Horizontal	Pass
5	14441.328	56.56	88.2	31.64	Peak	95.00	100	Horizontal	Pass
5**	14441.328	47.21	68.2	20.99	AV	95.00	100	Horizontal	Pass
6	17432.216	54.75	88.2	33.45	Peak	347.00	300	Horizontal	Pass
6**	17432.216	44.15	68.2	24.05	AV	347.00	300	Horizontal	Pass

11ax20(SU), U-NII-7, 1 GHz to 18 GHz, High Channel, ANT V

No.	Frequency (MHz)	Results (dBuV/m)	Limit (dBuV/m)	Margin (dB)	Detector	Table (Degree)	Height (cm)	Antenna	Verdict
1	1533.439	39.22	74.0	34.78	Peak	263.00	100	Vertical	Pass
1**	1533.439	31.38	54.0	22.62	AV	263.00	100	Vertical	Pass
2	2331.589	45.01	74.0	28.99	Peak	335.00	200	Vertical	Pass
2**	2331.589	35.07	54.0	18.93	AV	335.00	200	Vertical	Pass
3	4900.621	48.12	74.0	25.88	Peak	292.00	200	Vertical	Pass
3**	4900.621	36.85	54.0	17.15	AV	292.00	200	Vertical	Pass
4	7325.325	52.43	74.0	21.57	Peak	248.00	100	Vertical	Pass
4**	7325.325	44.36	54.0	9.64	AV	248.00	100	Vertical	Pass
5	12485.398	55.27	74.0	18.73	Peak	245.00	400	Vertical	Pass
5**	12485.398	41.48	54.0	12.52	AV	245.00	400	Vertical	Pass
6	15693.697	55.97	74.0	18.03	Peak	240.00	400	Vertical	Pass
6**	15693.697	44.27	54.0	9.73	AV	240.00	400	Vertical	Pass

11ax40(SU), U-NII-7, 1 GHz to 18 GHz, Low Channel, ANT H

No.	Frequency (MHz)	Results (dBuV/m)	Limit (dBuV/m)	Margin (dB)	Detector	Table (Degree)	Height (cm)	Antenna	Verdict
1	2093.821	40.05	88.2	48.15	Peak	329.00	200	Horizontal	Pass
1**	2093.821	31.95	68.2	36.25	AV	329.00	200	Horizontal	Pass
2	4808.151	50.03	74.0	23.97	Peak	202.00	200	Horizontal	Pass
2**	4808.151	40.49	54.0	13.51	AV	202.00	200	Horizontal	Pass
3	4901.310	47.44	74.0	26.56	Peak	201.00	200	Horizontal	Pass
3**	4901.310	40.52	54.0	13.48	AV	201.00	200	Horizontal	Pass
4	7952.376	56.72	88.2	31.48	Peak	267.00	100	Horizontal	Pass
4**	7952.376	46.03	68.2	22.17	AV	267.00	100	Horizontal	Pass
5	14444.864	54.58	88.2	33.62	Peak	100.00	200	Horizontal	Pass
5**	14444.864	46.82	68.2	21.38	AV	100.00	200	Horizontal	Pass
6	17435.479	52.89	88.2	35.31	Peak	86.00	300	Horizontal	Pass
6**	17435.479	43.73	68.2	24.47	AV	86.00	300	Horizontal	Pass

11ax40(SU), U-NII-7, 1 GHz to 18 GHz, Low Channel, ANT V

No.	Frequency (MHz)	Results (dBuV/m)	Limit (dBuV/m)	Margin (dB)	Detector	Table (Degree)	Height (cm)	Antenna	Verdict
1	1530.318	35.97	74.0	38.03	Peak	217.00	200	Vertical	Pass
1**	1530.318	25.87	54.0	28.13	AV	217.00	200	Vertical	Pass
2	2333.746	47.29	74.0	26.71	Peak	57.00	300	Vertical	Pass
2**	2333.746	36.11	54.0	17.89	AV	57.00	300	Vertical	Pass
3	4898.851	52.47	74.0	21.53	Peak	344.00	200	Vertical	Pass
3**	4898.851	41.24	54.0	12.76	AV	344.00	200	Vertical	Pass
4	7329.030	51.97	74.0	22.03	Peak	193.00	100	Vertical	Pass
4**	7329.030	41.58	54.0	12.42	AV	193.00	100	Vertical	Pass
5	12489.431	50.32	74.0	23.68	Peak	211.00	100	Vertical	Pass
5**	12489.431	46.83	54.0	7.17	AV	211.00	100	Vertical	Pass
6	15690.638	53.47	74.0	20.53	Peak	40.00	200	Vertical	Pass
6**	15690.638	46.08	54.0	7.92	AV	40.00	200	Vertical	Pass

11ax40(SU), U-NII-7, 1 GHz to 18 GHz, Middle Channel, ANT H

No.	Frequency (MHz)	Results (dBuV/m)	Limit (dBuV/m)	Margin (dB)	Detector	Table (Degree)	Height (cm)	Antenna	Verdict
1	2096.803	41.68	88.2	46.52	Peak	303.00	300	Horizontal	Pass
1**	2096.803	34.48	68.2	33.72	AV	303.00	300	Horizontal	Pass
2	4808.940	50.96	74.0	23.04	Peak	38.00	300	Horizontal	Pass
2**	4808.940	43.24	54.0	10.76	AV	38.00	300	Horizontal	Pass
3	4897.329	51.19	74.0	22.81	Peak	112.00	200	Horizontal	Pass
3**	4897.329	40.25	54.0	13.75	AV	112.00	200	Horizontal	Pass
4	7956.881	52.12	88.2	36.08	Peak	269.00	300	Horizontal	Pass
4**	7956.881	46.76	68.2	21.44	AV	269.00	300	Horizontal	Pass
5	14441.543	56.71	88.2	31.49	Peak	82.00	100	Horizontal	Pass
5**	14441.543	43.02	68.2	25.18	AV	82.00	100	Horizontal	Pass
6	17431.566	57.13	88.2	31.07	Peak	41.00	100	Horizontal	Pass
6**	17431.566	43.85	68.2	24.35	AV	41.00	100	Horizontal	Pass

11ax40(SU), U-NII-7, 1 GHz to 18 GHz, Middle Channel, ANT V

No.	Frequency (MHz)	Results (dBuV/m)	Limit (dBuV/m)	Margin (dB)	Detector	Table (Degree)	Height (cm)	Antenna	Verdict
1	1526.932	36.81	74.0	37.19	Peak	184.00	200	Vertical	Pass
1**	1526.932	26.61	54.0	27.39	AV	184.00	200	Vertical	Pass
2	2332.654	44.27	74.0	29.73	Peak	330.00	200	Vertical	Pass
2**	2332.654	33.59	54.0	20.41	AV	330.00	200	Vertical	Pass
3	4900.564	48.52	74.0	25.48	Peak	24.00	200	Vertical	Pass
3**	4900.564	40.63	54.0	13.37	AV	24.00	200	Vertical	Pass
4	7324.714	56.33	74.0	17.67	Peak	290.00	300	Vertical	Pass
4**	7324.714	42.82	54.0	11.18	AV	290.00	300	Vertical	Pass
5	12484.278	55.71	74.0	18.29	Peak	342.00	300	Vertical	Pass
5**	12484.278	45.71	54.0	8.29	AV	342.00	300	Vertical	Pass
6	15688.213	56.48	74.0	17.52	Peak	178.00	300	Vertical	Pass
6**	15688.213	46.46	54.0	7.54	AV	178.00	300	Vertical	Pass

11ax40(SU), U-NII-7, 1 GHz to 18 GHz, High Channel, ANT H

No.	Frequency (MHz)	Results (dBuV/m)	Limit (dBuV/m)	Margin (dB)	Detector	Table (Degree)	Height (cm)	Antenna	Verdict
1	2097.088	42.15	88.2	46.05	Peak	81.00	400	Horizontal	Pass
1**	2097.088	32.00	68.2	36.20	AV	81.00	400	Horizontal	Pass
2	4815.150	50.10	74.0	23.90	Peak	160.00	300	Horizontal	Pass
2**	4815.150	42.71	54.0	11.29	AV	160.00	300	Horizontal	Pass
3	4897.481	52.37	74.0	21.63	Peak	207.00	200	Horizontal	Pass
3**	4897.481	38.33	54.0	15.67	AV	207.00	200	Horizontal	Pass
4	7953.393	51.19	88.2	37.01	Peak	340.00	100	Horizontal	Pass
4**	7953.393	44.27	68.2	23.93	AV	340.00	100	Horizontal	Pass
5	14442.310	55.86	88.2	32.34	Peak	250.00	400	Horizontal	Pass
5**	14442.310	42.70	68.2	25.50	AV	250.00	400	Horizontal	Pass
6	17434.050	53.89	88.2	34.31	Peak	45.00	100	Horizontal	Pass
6**	17434.050	42.83	68.2	25.37	AV	45.00	100	Horizontal	Pass

11ax40(SU), U-NII-7, 1 GHz to 18 GHz, High Channel, ANT V

No.	Frequency (MHz)	Results (dBuV/m)	Limit (dBuV/m)	Margin (dB)	Detector	Table (Degree)	Height (cm)	Antenna	Verdict
1	1528.807	38.17	74.0	35.83	Peak	309.00	400	Vertical	Pass
1**	1528.807	27.98	54.0	26.02	AV	309.00	400	Vertical	Pass
2	2338.381	42.93	74.0	31.07	Peak	159.00	300	Vertical	Pass
2**	2338.381	35.91	54.0	18.09	AV	159.00	300	Vertical	Pass
3	4897.915	48.20	74.0	25.80	Peak	171.00	200	Vertical	Pass
3**	4897.915	38.96	54.0	15.04	AV	171.00	200	Vertical	Pass
4	7324.965	53.91	74.0	20.09	Peak	346.00	300	Vertical	Pass
4**	7324.965	43.58	54.0	10.42	AV	346.00	300	Vertical	Pass
5	12486.401	54.27	74.0	19.73	Peak	291.00	100	Vertical	Pass
5**	12486.401	42.04	54.0	11.96	AV	291.00	100	Vertical	Pass
6	15688.136	55.93	74.0	18.07	Peak	78.00	200	Vertical	Pass
6**	15688.136	42.08	54.0	11.92	AV	78.00	200	Vertical	Pass

11ax80(SU), U-NII-7, 1 GHz to 18 GHz, Low Channel, ANT H

No.	Frequency (MHz)	Results (dBuV/m)	Limit (dBuV/m)	Margin (dB)	Detector	Table (Degree)	Height (cm)	Antenna	Verdict
1	2098.441	40.28	88.2	47.92	Peak	98.00	100	Horizontal	Pass
1**	2098.441	31.80	68.2	36.40	AV	98.00	100	Horizontal	Pass
2	4811.522	50.38	74.0	23.62	Peak	343.00	200	Horizontal	Pass
2**	4811.522	40.96	54.0	13.04	AV	343.00	200	Horizontal	Pass
3	4898.087	50.22	74.0	23.78	Peak	97.00	200	Horizontal	Pass
3**	4898.087	37.02	54.0	16.98	AV	97.00	200	Horizontal	Pass
4	7951.584	51.23	88.2	36.97	Peak	3.00	300	Horizontal	Pass
4**	7951.584	41.28	68.2	26.92	AV	3.00	300	Horizontal	Pass
5	14442.276	53.73	88.2	34.47	Peak	45.00	400	Horizontal	Pass
5**	14442.276	44.43	68.2	23.77	AV	45.00	400	Horizontal	Pass
6	17435.837	54.27	88.2	33.93	Peak	38.00	400	Horizontal	Pass
6**	17435.837	44.51	68.2	23.69	AV	38.00	400	Horizontal	Pass

11ax80(SU), U-NII-7, 1 GHz to 18 GHz, Low Channel, ANT V

No.	Frequency (MHz)	Results (dBuV/m)	Limit (dBuV/m)	Margin (dB)	Detector	Table (Degree)	Height (cm)	Antenna	Verdict
1	1532.597	38.73	74.0	35.27	Peak	63.00	200	Vertical	Pass
1**	1532.597	28.28	54.0	25.72	AV	63.00	200	Vertical	Pass
2	2334.316	41.65	74.0	32.35	Peak	202.00	100	Vertical	Pass
2**	2334.316	37.07	54.0	16.93	AV	202.00	100	Vertical	Pass
3	4902.607	51.24	74.0	22.76	Peak	353.00	200	Vertical	Pass
3**	4902.607	41.60	54.0	12.40	AV	353.00	200	Vertical	Pass
4	7328.240	54.30	74.0	19.70	Peak	354.00	100	Vertical	Pass
4**	7328.240	41.87	54.0	12.13	AV	354.00	100	Vertical	Pass
5	12483.125	55.03	74.0	18.97	Peak	277.00	300	Vertical	Pass
5**	12483.125	41.76	54.0	12.24	AV	277.00	300	Vertical	Pass
6	15693.703	53.00	74.0	21.00	Peak	85.00	400	Vertical	Pass
6**	15693.703	42.76	54.0	11.24	AV	85.00	400	Vertical	Pass

11ax80(SU), U-NII-7, 1 GHz to 18 GHz, Middle Channel, ANT H

No.	Frequency (MHz)	Results (dBuV/m)	Limit (dBuV/m)	Margin (dB)	Detector	Table (Degree)	Height (cm)	Antenna	Verdict
1	2094.970	44.69	88.2	43.51	Peak	292.00	200	Horizontal	Pass
1**	2094.970	30.75	68.2	37.45	AV	292.00	200	Horizontal	Pass
2	4811.079	51.27	74.0	22.73	Peak	52.00	400	Horizontal	Pass
2**	4811.079	43.95	54.0	10.05	AV	52.00	400	Horizontal	Pass
3	4899.279	49.99	74.0	24.01	Peak	23.00	200	Horizontal	Pass
3**	4899.279	37.11	54.0	16.89	AV	23.00	200	Horizontal	Pass
4	7955.740	51.59	88.2	36.61	Peak	108.00	200	Horizontal	Pass
4**	7955.740	44.18	68.2	24.02	AV	108.00	200	Horizontal	Pass
5	14443.114	54.17	88.2	34.03	Peak	31.00	100	Horizontal	Pass
5**	14443.114	43.53	68.2	24.67	AV	31.00	100	Horizontal	Pass
6	17433.209	57.80	88.2	30.40	Peak	13.00	100	Horizontal	Pass
6**	17433.209	48.00	68.2	20.20	AV	13.00	100	Horizontal	Pass

11ax80(SU), U-NII-7, 1 GHz to 18 GHz, Middle Channel, ANT V

No.	Frequency (MHz)	Results (dBuV/m)	Limit (dBuV/m)	Margin (dB)	Detector	Table (Degree)	Height (cm)	Antenna	Verdict
1	1531.501	41.64	74.0	32.36	Peak	202.00	200	Vertical	Pass
1**	1531.501	25.53	54.0	28.47	AV	202.00	200	Vertical	Pass
2	2331.751	46.69	74.0	27.31	Peak	6.00	300	Vertical	Pass
2**	2331.751	36.65	54.0	17.35	AV	6.00	300	Vertical	Pass
3	4896.430	50.01	74.0	23.99	Peak	181.00	200	Vertical	Pass
3**	4896.430	36.87	54.0	17.13	AV	181.00	200	Vertical	Pass
4	7324.197	53.46	74.0	20.54	Peak	27.00	100	Vertical	Pass
4**	7324.197	43.14	54.0	10.86	AV	27.00	100	Vertical	Pass
5	12487.546	51.32	74.0	22.68	Peak	193.00	400	Vertical	Pass
5**	12487.546	44.51	54.0	9.49	AV	193.00	400	Vertical	Pass
6	15687.421	54.89	74.0	19.11	Peak	133.00	100	Vertical	Pass
6**	15687.421	45.92	54.0	8.08	AV	133.00	100	Vertical	Pass

11ax80(SU), U-NII-7, 1 GHz to 18 GHz, High Channel, ANT H

No.	Frequency (MHz)	Results (dBuV/m)	Limit (dBuV/m)	Margin (dB)	Detector	Table (Degree)	Height (cm)	Antenna	Verdict
1	2099.919	40.21	88.2	47.99	Peak	112.00	100	Horizontal	Pass
1**	2099.919	33.71	68.2	34.49	AV	112.00	100	Horizontal	Pass
2	4808.015	46.92	74.0	27.08	Peak	50.00	100	Horizontal	Pass
2**	4808.015	39.59	54.0	14.41	AV	50.00	100	Horizontal	Pass
3	4898.034	51.35	74.0	22.65	Peak	158.00	200	Horizontal	Pass
3**	4898.034	40.06	54.0	13.94	AV	158.00	200	Horizontal	Pass
4	7951.941	53.99	88.2	34.21	Peak	49.00	200	Horizontal	Pass
4**	7951.941	43.29	68.2	24.91	AV	49.00	200	Horizontal	Pass
5	14438.763	53.49	88.2	34.71	Peak	114.00	200	Horizontal	Pass
5**	14438.763	46.35	68.2	21.85	AV	114.00	200	Horizontal	Pass
6	17434.426	57.08	88.2	31.12	Peak	266.00	100	Horizontal	Pass
6**	17434.426	45.64	68.2	22.56	AV	266.00	100	Horizontal	Pass

11ax80(SU), U-NII-7, 1 GHz to 18 GHz, High Channel, ANT V

No.	Frequency (MHz)	Results (dBuV/m)	Limit (dBuV/m)	Margin (dB)	Detector	Table (Degree)	Height (cm)	Antenna	Verdict
1	1533.338	41.19	74.0	32.81	Peak	182.00	100	Vertical	Pass
1**	1533.338	27.44	54.0	26.56	AV	182.00	100	Vertical	Pass
2	2335.906	42.87	74.0	31.13	Peak	212.00	100	Vertical	Pass
2**	2335.906	35.41	54.0	18.59	AV	212.00	100	Vertical	Pass
3	4900.246	49.22	74.0	24.78	Peak	267.00	200	Vertical	Pass
3**	4900.246	37.90	54.0	16.10	AV	267.00	200	Vertical	Pass
4	7329.672	54.73	74.0	19.27	Peak	98.00	300	Vertical	Pass
4**	7329.672	44.28	54.0	9.72	AV	98.00	300	Vertical	Pass
5	12484.238	54.19	74.0	19.81	Peak	287.00	400	Vertical	Pass
5**	12484.238	43.39	54.0	10.61	AV	287.00	400	Vertical	Pass
6	15692.223	56.23	74.0	17.77	Peak	358.00	300	Vertical	Pass
6**	15692.223	43.52	54.0	10.48	AV	358.00	300	Vertical	Pass

11ax160(SU), U-NII-7, 1 GHz to 18 GHz, Middle Channel, ANT H

No.	Frequency (MHz)	Results (dBuV/m)	Limit (dBuV/m)	Margin (dB)	Detector	Table (Degree)	Height (cm)	Antenna	Verdict
1	2099.539	43.46	88.2	44.74	Peak	143.00	400	Horizontal	Pass
1**	2099.539	32.36	68.2	35.84	AV	143.00	400	Horizontal	Pass
2	4810.775	47.75	74.0	26.25	Peak	102.00	200	Horizontal	Pass
2**	4810.775	42.39	54.0	11.61	AV	102.00	200	Horizontal	Pass
3	4903.669	49.52	74.0	24.48	Peak	76.00	200	Horizontal	Pass
3**	4903.669	42.14	54.0	11.86	AV	76.00	200	Horizontal	Pass
4	7953.280	51.76	88.2	36.44	Peak	295.00	300	Horizontal	Pass
4**	7953.280	45.27	68.2	22.93	AV	295.00	300	Horizontal	Pass
5	14441.228	58.14	88.2	30.06	Peak	268.00	400	Horizontal	Pass
5**	14441.228	44.16	68.2	24.04	AV	268.00	400	Horizontal	Pass
6	17434.261	53.78	88.2	34.42	Peak	65.00	400	Horizontal	Pass
6**	17434.261	46.10	68.2	22.10	AV	65.00	400	Horizontal	Pass

11ax160(SU), U-NII-7, 1 GHz to 18 GHz, Middle Channel, ANT V

No.	Frequency (MHz)	Results (dBuV/m)	Limit (dBuV/m)	Margin (dB)	Detector	Table (Degree)	Height (cm)	Antenna	Verdict
1	1531.099	39.32	74.0	34.68	Peak	137.00	200	Vertical	Pass
1**	1531.099	30.15	54.0	23.85	AV	137.00	200	Vertical	Pass
2	2331.515	42.70	74.0	31.30	Peak	116.00	300	Vertical	Pass
2**	2331.515	34.57	54.0	19.43	AV	116.00	300	Vertical	Pass
3	4903.995	50.13	74.0	23.87	Peak	59.00	200	Vertical	Pass
3**	4903.995	41.18	54.0	12.82	AV	59.00	200	Vertical	Pass
4	7328.613	52.22	74.0	21.78	Peak	169.00	400	Vertical	Pass
4**	7328.613	43.11	54.0	10.89	AV	169.00	400	Vertical	Pass
5	12483.702	53.34	74.0	20.66	Peak	144.00	300	Vertical	Pass
5**	12483.702	42.60	54.0	11.40	AV	144.00	300	Vertical	Pass
6	15689.958	53.75	74.0	20.25	Peak	341.00	300	Vertical	Pass
6**	15689.958	47.36	54.0	6.64	AV	341.00	300	Vertical	Pass

11ax20(SU), U-NII-8, 1 GHz to 18 GHz, Low Channel, ANT H

No.	Frequency (MHz)	Results (dBuV/m)	Limit (dBuV/m)	Margin (dB)	Detector	Table (Degree)	Height (cm)	Antenna	Verdict
1	2093.503	40.61	88.2	47.59	Peak	178.00	200	Horizontal	Pass
1**	2093.503	33.49	68.2	34.71	AV	178.00	200	Horizontal	Pass
2	4808.642	50.99	74.0	23.01	Peak	0.00	300	Horizontal	Pass
2**	4808.642	43.10	54.0	10.90	AV	0.00	300	Horizontal	Pass
3	4896.708	50.81	74.0	23.19	Peak	339.00	200	Horizontal	Pass
3**	4896.708	38.91	54.0	15.09	AV	339.00	200	Horizontal	Pass
4	7953.156	54.58	88.2	33.62	Peak	168.00	200	Horizontal	Pass
4**	7953.156	42.35	68.2	25.85	AV	168.00	200	Horizontal	Pass
5	14440.314	52.87	88.2	35.33	Peak	236.00	400	Horizontal	Pass
5**	14440.314	45.98	68.2	22.22	AV	236.00	400	Horizontal	Pass
6	17430.706	56.52	88.2	31.68	Peak	224.00	400	Horizontal	Pass
6**	17430.706	46.42	68.2	21.78	AV	224.00	400	Horizontal	Pass

11ax20(SU), U-NII-8, 1 GHz to 18 GHz, Low Channel, ANT V

No.	Frequency (MHz)	Results (dBuV/m)	Limit (dBuV/m)	Margin (dB)	Detector	Table (Degree)	Height (cm)	Antenna	Verdict
1	1530.205	38.09	74.0	35.91	Peak	360.00	400	Vertical	Pass
1**	1530.205	26.64	54.0	27.36	AV	360.00	400	Vertical	Pass
2	2337.678	44.01	74.0	29.99	Peak	67.00	100	Vertical	Pass
2**	2337.678	33.05	54.0	20.95	AV	67.00	100	Vertical	Pass
3	4900.807	51.47	74.0	22.53	Peak	133.00	200	Vertical	Pass
3**	4900.807	40.73	54.0	13.27	AV	133.00	200	Vertical	Pass
4	7323.626	55.21	74.0	18.79	Peak	54.00	300	Vertical	Pass
4**	7323.626	42.35	54.0	11.65	AV	54.00	300	Vertical	Pass
5	12483.935	52.92	74.0	21.08	Peak	338.00	400	Vertical	Pass
5**	12483.935	42.36	54.0	11.64	AV	338.00	400	Vertical	Pass
6	15694.773	51.70	74.0	22.30	Peak	77.00	400	Vertical	Pass
6**	15694.773	42.35	54.0	11.65	AV	77.00	400	Vertical	Pass

11ax20(SU), U-NII-8, 1 GHz to 18 GHz, Middle Channel, ANT H

No.	Frequency (MHz)	Results (dBuV/m)	Limit (dBuV/m)	Margin (dB)	Detector	Table (Degree)	Height (cm)	Antenna	Verdict
1	2097.721	40.67	88.2	47.53	Peak	317.00	400	Horizontal	Pass
1**	2097.721	34.60	68.2	33.60	AV	317.00	400	Horizontal	Pass
2	4813.604	49.23	74.0	24.77	Peak	161.00	200	Horizontal	Pass
2**	4813.604	39.44	54.0	14.56	AV	161.00	200	Horizontal	Pass
3	4902.010	47.63	74.0	26.37	Peak	100.00	200	Horizontal	Pass
3**	4902.010	42.32	54.0	11.68	AV	100.00	200	Horizontal	Pass
4	7949.857	51.65	88.2	36.55	Peak	98.00	300	Horizontal	Pass
4**	7949.857	44.86	68.2	23.34	AV	98.00	300	Horizontal	Pass
5	14442.551	57.84	88.2	30.36	Peak	205.00	400	Horizontal	Pass
5**	14442.551	43.53	68.2	24.67	AV	205.00	400	Horizontal	Pass
6	17436.798	56.30	88.2	31.90	Peak	243.00	300	Horizontal	Pass
6**	17436.798	43.05	68.2	25.15	AV	243.00	300	Horizontal	Pass

11ax20(SU), U-NII-8, 1 GHz to 18 GHz, Middle Channel, ANT V

No.	Frequency (MHz)	Results (dBuV/m)	Limit (dBuV/m)	Margin (dB)	Detector	Table (Degree)	Height (cm)	Antenna	Verdict
1	1529.213	40.99	74.0	33.01	Peak	253.00	400	Vertical	Pass
1**	1529.213	26.03	54.0	27.97	AV	253.00	400	Vertical	Pass
2	2332.742	45.96	74.0	28.04	Peak	54.00	100	Vertical	Pass
2**	2332.742	37.16	54.0	16.84	AV	54.00	100	Vertical	Pass
3	4901.336	51.99	74.0	22.01	Peak	160.00	200	Vertical	Pass
3**	4901.336	40.66	54.0	13.34	AV	160.00	200	Vertical	Pass
4	7326.597	55.23	74.0	18.77	Peak	34.00	400	Vertical	Pass
4**	7326.597	43.28	54.0	10.72	AV	34.00	400	Vertical	Pass
5	12485.356	55.38	74.0	18.62	Peak	22.00	300	Vertical	Pass
5**	12485.356	44.70	54.0	9.30	AV	22.00	300	Vertical	Pass
6	15693.481	56.69	74.0	17.31	Peak	306.00	100	Vertical	Pass
6**	15693.481	43.13	54.0	10.87	AV	306.00	100	Vertical	Pass

11ax20(SU), U-NII-8, 1 GHz to 18 GHz, Middle Channel, ANT H

No.	Frequency (MHz)	Results (dBuV/m)	Limit (dBuV/m)	Margin (dB)	Detector	Table (Degree)	Height (cm)	Antenna	Verdict
1	2099.288	44.02	88.2	44.18	Peak	78.00	300	Horizontal	Pass
1**	2099.288	31.79	68.2	36.41	AV	78.00	300	Horizontal	Pass
2	4809.784	47.05	74.0	26.95	Peak	207.00	100	Horizontal	Pass
2**	4809.784	40.73	54.0	13.27	AV	207.00	100	Horizontal	Pass
3	4903.725	48.88	74.0	25.12	Peak	19.00	200	Horizontal	Pass
3**	4903.725	39.52	54.0	14.48	AV	19.00	200	Horizontal	Pass
4	7954.714	54.60	88.2	33.60	Peak	21.00	100	Horizontal	Pass
4**	7954.714	44.32	68.2	23.88	AV	21.00	100	Horizontal	Pass
5	14439.936	57.71	88.2	30.49	Peak	250.00	200	Horizontal	Pass
5**	14439.936	42.93	68.2	25.27	AV	250.00	200	Horizontal	Pass
6	17435.099	57.43	88.2	30.77	Peak	264.00	400	Horizontal	Pass
6**	17435.099	43.12	68.2	25.08	AV	264.00	400	Horizontal	Pass

11ax20(SU), U-NII-8, 1 GHz to 18 GHz, Middle Channel, ANT V

No.	Frequency (MHz)	Results (dBuV/m)	Limit (dBuV/m)	Margin (dB)	Detector	Table (Degree)	Height (cm)	Antenna	Verdict
1	1529.392	39.94	74.0	34.06	Peak	211.00	300	Vertical	Pass
1**	1529.392	30.00	54.0	24.00	AV	211.00	300	Vertical	Pass
2	2338.627	43.02	74.0	30.98	Peak	269.00	300	Vertical	Pass
2**	2338.627	33.83	54.0	20.17	AV	269.00	300	Vertical	Pass
3	4901.471	48.00	74.0	26.00	Peak	219.00	200	Vertical	Pass
3**	4901.471	38.83	54.0	15.17	AV	219.00	200	Vertical	Pass
4	7328.798	54.27	74.0	19.73	Peak	200.00	400	Vertical	Pass
4**	7328.798	45.26	54.0	8.74	AV	200.00	400	Vertical	Pass
5	12487.580	53.44	74.0	20.56	Peak	47.00	400	Vertical	Pass
5**	12487.580	43.46	54.0	10.54	AV	47.00	400	Vertical	Pass
6	15690.167	50.91	74.0	23.09	Peak	2.00	300	Vertical	Pass
6**	15690.167	46.74	54.0	7.26	AV	2.00	300	Vertical	Pass

11ax20(SU), U-NII-8, 1 GHz to 18 GHz, High Channel, ANT H

No.	Frequency (MHz)	Results (dBuV/m)	Limit (dBuV/m)	Margin (dB)	Detector	Table (Degree)	Height (cm)	Antenna	Verdict
1	2099.790	40.90	88.2	47.30	Peak	126.00	300	Horizontal	Pass
1**	2099.790	34.99	68.2	33.21	AV	126.00	300	Horizontal	Pass
2	4815.674	52.30	74.0	21.70	Peak	244.00	300	Horizontal	Pass
2**	4815.674	40.30	54.0	13.70	AV	244.00	300	Horizontal	Pass
3	4897.803	52.79	74.0	21.21	Peak	271.00	200	Horizontal	Pass
3**	4897.803	36.73	54.0	17.27	AV	271.00	200	Horizontal	Pass
4	7951.344	56.88	88.2	31.32	Peak	104.00	300	Horizontal	Pass
4**	7951.344	46.92	68.2	21.28	AV	104.00	300	Horizontal	Pass
5	14439.974	52.96	88.2	35.24	Peak	191.00	100	Horizontal	Pass
5**	14439.974	48.34	68.2	19.86	AV	191.00	100	Horizontal	Pass
6	17431.174	54.02	88.2	34.18	Peak	209.00	400	Horizontal	Pass
6**	17431.174	47.62	68.2	20.58	AV	209.00	400	Horizontal	Pass

11ax20(SU), U-NII-8, 1 GHz to 18 GHz, High Channel, ANT V

No.	Frequency (MHz)	Results (dBuV/m)	Limit (dBuV/m)	Margin (dB)	Detector	Table (Degree)	Height (cm)	Antenna	Verdict
1	1528.480	38.24	74.0	35.76	Peak	159.00	300	Vertical	Pass
1**	1528.480	28.47	54.0	25.53	AV	159.00	300	Vertical	Pass
2	2333.038	46.63	74.0	27.37	Peak	94.00	300	Vertical	Pass
2**	2333.038	37.51	54.0	16.49	AV	94.00	300	Vertical	Pass
3	4903.706	48.18	74.0	25.82	Peak	93.00	200	Vertical	Pass
3**	4903.706	37.79	54.0	16.21	AV	93.00	200	Vertical	Pass
4	7326.957	51.05	74.0	22.95	Peak	105.00	400	Vertical	Pass
4**	7326.957	42.05	54.0	11.95	AV	105.00	400	Vertical	Pass
5	12486.255	55.68	74.0	18.32	Peak	229.00	400	Vertical	Pass
5**	12486.255	44.04	54.0	9.96	AV	229.00	400	Vertical	Pass
6	15687.760	55.46	74.0	18.54	Peak	282.00	100	Vertical	Pass
6**	15687.760	43.00	54.0	11.00	AV	282.00	100	Vertical	Pass

11ax40(SU), U-NII-8, 1 GHz to 18 GHz, Low Channel, ANT H

No.	Frequency (MHz)	Results (dBuV/m)	Limit (dBuV/m)	Margin (dB)	Detector	Table (Degree)	Height (cm)	Antenna	Verdict
1	2099.752	39.41	88.2	48.79	Peak	360.00	200	Horizontal	Pass
1**	2099.752	32.60	68.2	35.60	AV	360.00	200	Horizontal	Pass
2	4814.020	50.92	74.0	23.08	Peak	102.00	300	Horizontal	Pass
2**	4814.020	42.46	54.0	11.54	AV	102.00	300	Horizontal	Pass
3	4898.963	52.03	74.0	21.97	Peak	260.00	200	Horizontal	Pass
3**	4898.963	36.90	54.0	17.10	AV	260.00	200	Horizontal	Pass
4	7956.124	56.37	88.2	31.83	Peak	228.00	100	Horizontal	Pass
4**	7956.124	44.87	68.2	23.33	AV	228.00	100	Horizontal	Pass
5	14441.242	55.83	88.2	32.37	Peak	128.00	300	Horizontal	Pass
5**	14441.242	43.41	68.2	24.79	AV	128.00	300	Horizontal	Pass
6	17431.322	52.38	88.2	35.82	Peak	227.00	400	Horizontal	Pass
6**	17431.322	43.14	68.2	25.06	AV	227.00	400	Horizontal	Pass

11ax40(SU), U-NII-8, 1 GHz to 18 GHz, Low Channel, ANT V

No.	Frequency (MHz)	Results (dBuV/m)	Limit (dBuV/m)	Margin (dB)	Detector	Table (Degree)	Height (cm)	Antenna	Verdict
1	1530.570	36.65	74.0	37.35	Peak	357.00	400	Vertical	Pass
1**	1530.570	26.22	54.0	27.78	AV	357.00	400	Vertical	Pass
2	2334.335	46.94	74.0	27.06	Peak	19.00	300	Vertical	Pass
2**	2334.335	37.34	54.0	16.66	AV	19.00	300	Vertical	Pass
3	4900.042	47.90	74.0	26.10	Peak	170.00	200	Vertical	Pass
3**	4900.042	39.15	54.0	14.85	AV	170.00	200	Vertical	Pass
4	7329.369	55.68	74.0	18.32	Peak	172.00	400	Vertical	Pass
4**	7329.369	45.64	54.0	8.36	AV	172.00	400	Vertical	Pass
5	12484.132	52.62	74.0	21.38	Peak	80.00	200	Vertical	Pass
5**	12484.132	43.61	54.0	10.39	AV	80.00	200	Vertical	Pass
6	15691.733	56.02	74.0	17.98	Peak	126.00	100	Vertical	Pass
6**	15691.733	44.15	54.0	9.85	AV	126.00	100	Vertical	Pass

11ax40(SU), U-NII-8, 1 GHz to 18 GHz, Middle Channel, ANT H

No.	Frequency (MHz)	Results (dBuV/m)	Limit (dBuV/m)	Margin (dB)	Detector	Table (Degree)	Height (cm)	Antenna	Verdict
1	2100.928	42.96	88.2	45.24	Peak	25.00	300	Horizontal	Pass
1**	2100.928	33.82	68.2	34.38	AV	25.00	300	Horizontal	Pass
2	4814.855	47.37	74.0	26.63	Peak	351.00	200	Horizontal	Pass
2**	4814.855	38.66	54.0	15.34	AV	351.00	200	Horizontal	Pass
3	4902.398	49.57	74.0	24.43	Peak	166.00	200	Horizontal	Pass
3**	4902.398	39.77	54.0	14.23	AV	166.00	200	Horizontal	Pass
4	7953.875	54.51	88.2	33.69	Peak	262.00	100	Horizontal	Pass
4**	7953.875	45.59	68.2	22.61	AV	262.00	100	Horizontal	Pass
5	14439.314	56.73	88.2	31.47	Peak	35.00	200	Horizontal	Pass
5**	14439.314	45.45	68.2	22.75	AV	35.00	200	Horizontal	Pass
6	17435.593	55.18	88.2	33.02	Peak	20.00	100	Horizontal	Pass
6**	17435.593	42.77	68.2	25.43	AV	20.00	100	Horizontal	Pass

11ax40(SU), U-NII-8, 1 GHz to 18 GHz, Middle Channel, ANT V

No.	Frequency (MHz)	Results (dBuV/m)	Limit (dBuV/m)	Margin (dB)	Detector	Table (Degree)	Height (cm)	Antenna	Verdict
1	1533.085	38.31	74.0	35.69	Peak	310.00	300	Vertical	Pass
1**	1533.085	25.53	54.0	28.47	AV	310.00	300	Vertical	Pass
2	2334.916	46.11	74.0	27.89	Peak	212.00	300	Vertical	Pass
2**	2334.916	38.20	54.0	15.80	AV	212.00	300	Vertical	Pass
3	4896.417	52.85	74.0	21.15	Peak	156.00	200	Vertical	Pass
3**	4896.417	39.64	54.0	14.36	AV	156.00	200	Vertical	Pass
4	7323.966	51.24	74.0	22.76	Peak	155.00	100	Vertical	Pass
4**	7323.966	41.19	54.0	12.81	AV	155.00	100	Vertical	Pass
5	12482.678	52.41	74.0	21.59	Peak	178.00	100	Vertical	Pass
5**	12482.678	46.26	54.0	7.74	AV	178.00	100	Vertical	Pass
6	15692.115	56.74	74.0	17.26	Peak	269.00	100	Vertical	Pass
6**	15692.115	45.34	54.0	8.66	AV	269.00	100	Vertical	Pass

11ax40(SU), U-NII-8, 1 GHz to 18 GHz, High Channel, ANT H

No.	Frequency (MHz)	Results (dBuV/m)	Limit (dBuV/m)	Margin (dB)	Detector	Table (Degree)	Height (cm)	Antenna	Verdict
1	2094.038	41.04	88.2	47.16	Peak	18.00	200	Horizontal	Pass
1**	2094.038	35.46	68.2	32.74	AV	18.00	200	Horizontal	Pass
2	4809.822	49.60	74.0	24.40	Peak	201.00	300	Horizontal	Pass
2**	4809.822	41.75	54.0	12.25	AV	201.00	300	Horizontal	Pass
3	4902.404	47.84	74.0	26.16	Peak	34.00	200	Horizontal	Pass
3**	4902.404	37.82	54.0	16.18	AV	34.00	200	Horizontal	Pass
4	7950.236	55.27	88.2	32.93	Peak	93.00	200	Horizontal	Pass
4**	7950.236	41.76	68.2	26.44	AV	93.00	200	Horizontal	Pass
5	14442.904	55.05	88.2	33.15	Peak	156.00	200	Horizontal	Pass
5**	14442.904	45.42	68.2	22.78	AV	156.00	200	Horizontal	Pass
6	17437.446	52.80	88.2	35.40	Peak	25.00	300	Horizontal	Pass
6**	17437.446	46.79	68.2	21.41	AV	25.00	300	Horizontal	Pass

11ax40(SU), U-NII-8, 1 GHz to 18 GHz, High Channel, ANT V

No.	Frequency (MHz)	Results (dBuV/m)	Limit (dBuV/m)	Margin (dB)	Detector	Table (Degree)	Height (cm)	Antenna	Verdict
1	1533.677	36.37	74.0	37.63	Peak	37.00	400	Vertical	Pass
1**	1533.677	27.52	54.0	26.48	AV	37.00	400	Vertical	Pass
2	2332.539	46.78	74.0	27.22	Peak	353.00	400	Vertical	Pass
2**	2332.539	34.68	54.0	19.32	AV	353.00	400	Vertical	Pass
3	4898.617	49.40	74.0	24.60	Peak	270.00	200	Vertical	Pass
3**	4898.617	41.52	54.0	12.48	AV	270.00	200	Vertical	Pass
4	7325.298	56.07	74.0	17.93	Peak	93.00	300	Vertical	Pass
4**	7325.298	45.62	54.0	8.38	AV	93.00	300	Vertical	Pass
5	12485.715	51.80	74.0	22.20	Peak	255.00	100	Vertical	Pass
5**	12485.715	42.79	54.0	11.21	AV	255.00	100	Vertical	Pass
6	15693.976	51.47	74.0	22.53	Peak	152.00	400	Vertical	Pass
6**	15693.976	44.21	54.0	9.79	AV	152.00	400	Vertical	Pass

11ax80(SU), U-NII-8, 1 GHz to 18 GHz, Low Channel, ANT H

No.	Frequency (MHz)	Results (dBuV/m)	Limit (dBuV/m)	Margin (dB)	Detector	Table (Degree)	Height (cm)	Antenna	Verdict
1	2093.524	44.69	88.2	43.51	Peak	74.00	300	Horizontal	Pass
1**	2093.524	32.53	68.2	35.67	AV	74.00	300	Horizontal	Pass
2	4814.899	48.93	74.0	25.07	Peak	99.00	100	Horizontal	Pass
2**	4814.899	40.11	54.0	13.89	AV	99.00	100	Horizontal	Pass
3	4902.225	52.45	74.0	21.55	Peak	172.00	200	Horizontal	Pass
3**	4902.225	40.24	54.0	13.76	AV	172.00	200	Horizontal	Pass
4	7953.622	51.21	88.2	36.99	Peak	133.00	300	Horizontal	Pass
4**	7953.622	46.74	68.2	21.46	AV	133.00	300	Horizontal	Pass
5	14442.010	57.94	88.2	30.26	Peak	140.00	300	Horizontal	Pass
5**	14442.010	45.01	68.2	23.19	AV	140.00	300	Horizontal	Pass
6	17434.489	55.95	88.2	32.25	Peak	145.00	200	Horizontal	Pass
6**	17434.489	44.97	68.2	23.23	AV	145.00	200	Horizontal	Pass

11ax80(SU), U-NII-8, 1 GHz to 18 GHz, Low Channel, ANT V

No.	Frequency (MHz)	Results (dBuV/m)	Limit (dBuV/m)	Margin (dB)	Detector	Table (Degree)	Height (cm)	Antenna	Verdict
1	1528.221	39.06	74.0	34.94	Peak	190.00	200	Vertical	Pass
1**	1528.221	30.68	54.0	23.32	AV	190.00	200	Vertical	Pass
2	2332.455	44.03	74.0	29.97	Peak	131.00	400	Vertical	Pass
2**	2332.455	33.52	54.0	20.48	AV	131.00	400	Vertical	Pass
3	4899.913	47.25	74.0	26.75	Peak	84.00	200	Vertical	Pass
3**	4899.913	41.12	54.0	12.88	AV	84.00	200	Vertical	Pass
4	7325.140	54.26	74.0	19.74	Peak	271.00	400	Vertical	Pass
4**	7325.140	46.61	54.0	7.39	AV	271.00	400	Vertical	Pass
5	12485.414	52.61	74.0	21.39	Peak	197.00	300	Vertical	Pass
5**	12485.414	43.03	54.0	10.97	AV	197.00	300	Vertical	Pass
6	15687.958	51.45	74.0	22.55	Peak	54.00	300	Vertical	Pass
6**	15687.958	43.29	54.0	10.71	AV	54.00	300	Vertical	Pass

11ax80(SU), U-NII-8, 1 GHz to 18 GHz, Middle Channel, ANT H

No.	Frequency (MHz)	Results (dBuV/m)	Limit (dBuV/m)	Margin (dB)	Detector	Table (Degree)	Height (cm)	Antenna	Verdict
1	2096.249	41.65	88.2	46.55	Peak	2.00	300	Horizontal	Pass
1**	2096.249	31.53	68.2	36.67	AV	2.00	300	Horizontal	Pass
2	4809.964	49.69	74.0	24.31	Peak	193.00	300	Horizontal	Pass
2**	4809.964	41.37	54.0	12.63	AV	193.00	300	Horizontal	Pass
3	4897.726	49.40	74.0	24.60	Peak	270.00	200	Horizontal	Pass
3**	4897.726	39.29	54.0	14.71	AV	270.00	200	Horizontal	Pass
4	7952.722	55.56	88.2	32.64	Peak	239.00	100	Horizontal	Pass
4**	7952.722	47.09	68.2	21.11	AV	239.00	100	Horizontal	Pass
5	14440.776	52.95	88.2	35.25	Peak	284.00	200	Horizontal	Pass
5**	14440.776	45.83	68.2	22.37	AV	284.00	200	Horizontal	Pass
6	17432.343	57.75	88.2	30.45	Peak	271.00	400	Horizontal	Pass
6**	17432.343	44.15	68.2	24.05	AV	271.00	400	Horizontal	Pass

11ax80(SU), U-NII-8, 1 GHz to 18 GHz, Middle Channel, ANT V

No.	Frequency (MHz)	Results (dBuV/m)	Limit (dBuV/m)	Margin (dB)	Detector	Table (Degree)	Height (cm)	Antenna	Verdict
1	1528.461	37.36	74.0	36.64	Peak	320.00	300	Vertical	Pass
1**	1528.461	25.85	54.0	28.15	AV	320.00	300	Vertical	Pass
2	2337.256	43.46	74.0	30.54	Peak	34.00	400	Vertical	Pass
2**	2337.256	35.16	54.0	18.84	AV	34.00	400	Vertical	Pass
3	4899.828	49.13	74.0	24.87	Peak	297.00	200	Vertical	Pass
3**	4899.828	39.09	54.0	14.91	AV	297.00	200	Vertical	Pass
4	7328.566	50.42	74.0	23.58	Peak	238.00	300	Vertical	Pass
4**	7328.566	45.84	54.0	8.16	AV	238.00	300	Vertical	Pass
5	12485.260	55.26	74.0	18.74	Peak	175.00	400	Vertical	Pass
5**	12485.260	46.58	54.0	7.42	AV	175.00	400	Vertical	Pass
6	15692.359	55.03	74.0	18.97	Peak	24.00	300	Vertical	Pass
6**	15692.359	43.41	54.0	10.59	AV	24.00	300	Vertical	Pass

11ax80(SU), U-NII-8, 1 GHz to 18 GHz, High Channel, ANT H

No.	Frequency (MHz)	Results (dBuV/m)	Limit (dBuV/m)	Margin (dB)	Detector	Table (Degree)	Height (cm)	Antenna	Verdict
1	2094.301	43.28	88.2	44.92	Peak	358.00	400	Horizontal	Pass
1**	2094.301	33.06	68.2	35.14	AV	358.00	400	Horizontal	Pass
2	4808.281	47.43	74.0	26.57	Peak	323.00	400	Horizontal	Pass
2**	4808.281	39.94	54.0	14.06	AV	323.00	400	Horizontal	Pass
3	4897.507	52.91	74.0	21.09	Peak	312.00	200	Horizontal	Pass
3**	4897.507	40.31	54.0	13.69	AV	312.00	200	Horizontal	Pass
4	7955.307	56.35	88.2	31.85	Peak	268.00	400	Horizontal	Pass
4**	7955.307	46.65	68.2	21.55	AV	268.00	400	Horizontal	Pass
5	14438.686	55.57	88.2	32.63	Peak	5.00	300	Horizontal	Pass
5**	14438.686	44.91	68.2	23.29	AV	5.00	300	Horizontal	Pass
6	17431.462	54.70	88.2	33.50	Peak	343.00	300	Horizontal	Pass
6**	17431.462	48.34	68.2	19.86	AV	343.00	300	Horizontal	Pass

11ax80(SU), U-NII-8, 1 GHz to 18 GHz, High Channel, ANT V

No.	Frequency (MHz)	Results (dBuV/m)	Limit (dBuV/m)	Margin (dB)	Detector	Table (Degree)	Height (cm)	Antenna	Verdict
1	1526.609	37.20	74.0	36.80	Peak	131.00	400	Vertical	Pass
1**	1526.609	26.84	54.0	27.16	AV	131.00	400	Vertical	Pass
2	2334.362	46.02	74.0	27.98	Peak	73.00	200	Vertical	Pass
2**	2334.362	36.10	54.0	17.90	AV	73.00	200	Vertical	Pass
3	4899.800	50.20	74.0	23.80	Peak	108.00	200	Vertical	Pass
3**	4899.800	39.01	54.0	14.99	AV	108.00	200	Vertical	Pass
4	7325.421	55.86	74.0	18.14	Peak	179.00	300	Vertical	Pass
4**	7325.421	45.33	54.0	8.67	AV	179.00	300	Vertical	Pass
5	12487.592	55.65	74.0	18.35	Peak	138.00	400	Vertical	Pass
5**	12487.592	45.34	54.0	8.66	AV	138.00	400	Vertical	Pass
6	15692.130	56.13	74.0	17.87	Peak	169.00	400	Vertical	Pass
6**	15692.130	47.14	54.0	6.86	AV	169.00	400	Vertical	Pass

11ax160(SU), U-NII-8, 1 GHz to 18 GHz, Low Channel, ANT H

No.	Frequency (MHz)	Results (dBuV/m)	Limit (dBuV/m)	Margin (dB)	Detector	Table (Degree)	Height (cm)	Antenna	Verdict
1	2100.013	42.18	88.2	46.02	Peak	168.00	400	Horizontal	Pass
1**	2100.013	33.06	68.2	35.14	AV	168.00	400	Horizontal	Pass
2	4810.292	50.52	74.0	23.48	Peak	244.00	400	Horizontal	Pass
2**	4810.292	39.65	54.0	14.35	AV	244.00	400	Horizontal	Pass
3	4897.172	48.72	74.0	25.28	Peak	119.00	200	Horizontal	Pass
3**	4897.172	42.68	54.0	11.32	AV	119.00	200	Horizontal	Pass
4	7955.218	55.89	88.2	32.31	Peak	71.00	100	Horizontal	Pass
4**	7955.218	41.65	68.2	26.55	AV	71.00	100	Horizontal	Pass
5	14442.232	58.15	88.2	30.05	Peak	199.00	200	Horizontal	Pass
5**	14442.232	47.88	68.2	20.32	AV	199.00	200	Horizontal	Pass
6	17435.786	57.87	88.2	30.33	Peak	155.00	400	Horizontal	Pass
6**	17435.786	43.51	68.2	24.69	AV	155.00	400	Horizontal	Pass

11ax160(SU), U-NII-8, 1 GHz to 18 GHz, Low Channel, ANT V

No.	Frequency (MHz)	Results (dBuV/m)	Limit (dBuV/m)	Margin (dB)	Detector	Table (Degree)	Height (cm)	Antenna	Verdict
1	1526.591	37.55	74.0	36.45	Peak	200.00	300	Vertical	Pass
1**	1526.591	28.93	54.0	25.07	AV	200.00	300	Vertical	Pass
2	2336.286	44.65	74.0	29.35	Peak	39.00	100	Vertical	Pass
2**	2336.286	33.55	54.0	20.45	AV	39.00	100	Vertical	Pass
3	4902.857	51.14	74.0	22.86	Peak	163.00	200	Vertical	Pass
3**	4902.857	41.06	54.0	12.94	AV	163.00	200	Vertical	Pass
4	7329.135	52.82	74.0	21.18	Peak	327.00	400	Vertical	Pass
4**	7329.135	42.78	54.0	11.22	AV	327.00	400	Vertical	Pass
5	12489.668	50.35	74.0	23.65	Peak	321.00	400	Vertical	Pass
5**	12489.668	41.90	54.0	12.10	AV	321.00	400	Vertical	Pass
6	15695.272	51.19	74.0	22.81	Peak	248.00	400	Vertical	Pass
6**	15695.272	46.10	54.0	7.90	AV	248.00	400	Vertical	Pass

11ax160(SU), U-NII-8, 1 GHz to 18 GHz, High Channel, ANT H

No.	Frequency (MHz)	Results (dBuV/m)	Limit (dBuV/m)	Margin (dB)	Detector	Table (Degree)	Height (cm)	Antenna	Verdict
1	2098.779	39.01	88.2	49.19	Peak	14.00	200	Horizontal	Pass
1**	2098.779	31.75	68.2	36.45	AV	14.00	200	Horizontal	Pass
2	4809.925	48.74	74.0	25.26	Peak	161.00	400	Horizontal	Pass
2**	4809.925	39.62	54.0	14.38	AV	161.00	400	Horizontal	Pass
3	4898.646	50.41	74.0	23.59	Peak	4.00	200	Horizontal	Pass
3**	4898.646	39.11	54.0	14.89	AV	4.00	200	Horizontal	Pass
4	7955.297	51.64	88.2	36.56	Peak	287.00	100	Horizontal	Pass
4**	7955.297	44.12	68.2	24.08	AV	287.00	100	Horizontal	Pass
5	14440.552	54.62	88.2	33.58	Peak	107.00	200	Horizontal	Pass
5**	14440.552	44.12	68.2	24.08	AV	107.00	200	Horizontal	Pass
6	17432.259	53.14	88.2	35.06	Peak	118.00	100	Horizontal	Pass
6**	17432.259	44.86	68.2	23.34	AV	118.00	100	Horizontal	Pass

11ax160(SU), U-NII-8, 1 GHz to 18 GHz, High Channel, ANT V

No.	Frequency (MHz)	Results (dBuV/m)	Limit (dBuV/m)	Margin (dB)	Detector	Table (Degree)	Height (cm)	Antenna	Verdict
1	1533.180	41.77	74.0	32.23	Peak	126.00	200	Vertical	Pass
1**	1533.180	28.15	54.0	25.85	AV	126.00	200	Vertical	Pass
2	2332.236	41.64	74.0	32.36	Peak	3.00	300	Vertical	Pass
2**	2332.236	38.34	54.0	15.66	AV	3.00	300	Vertical	Pass
3	4900.596	48.67	74.0	25.33	Peak	59.00	200	Vertical	Pass
3**	4900.596	39.93	54.0	14.07	AV	59.00	200	Vertical	Pass
4	7324.050	53.80	74.0	20.20	Peak	136.00	400	Vertical	Pass
4**	7324.050	41.47	54.0	12.53	AV	136.00	400	Vertical	Pass
5	12485.142	55.33	74.0	18.67	Peak	141.00	400	Vertical	Pass
5**	12485.142	42.85	54.0	11.15	AV	141.00	400	Vertical	Pass
6	15692.857	56.58	74.0	17.42	Peak	74.00	100	Vertical	Pass
6**	15692.857	43.54	54.0	10.46	AV	74.00	100	Vertical	Pass