Standard-Client

SISO-Antenna 8

11ax20(SU), U-NII-5, 1 GHz to 18 GHz, Low Channel, ANT H

No.	Frequency (MHz)	Results (dBuV/m)	Limit (dBuV/m)	Margin (dB)	Detector	Table (Degree)	Height (cm)	Antenna	Verdict
1	2098.581	39.78	88.2	48.42	Peak	328.00	300	Horizontal	Pass
1**	2098.581	30.43	68.2	37.77	AV	328.00	300	Horizontal	Pass
2	4814.714	47.30	74.0	26.70	Peak	222.00	300	Horizontal	Pass
2**	4814.714	40.31	54.0	13.69	AV	222.00	300	Horizontal	Pass
3	4899.583	48.52	74.0	25.48	Peak	143.00	200	Horizontal	Pass
3**	4899.583	37.36	54.0	16.64	AV	143.00	200	Horizontal	Pass
4	7954.766	56.98	88.2	31.22	Peak	104.00	100	Horizontal	Pass
4**	7954.766	43.14	68.2	25.06	AV	104.00	100	Horizontal	Pass
5	14438.620	57.08	88.2	31.12	Peak	167.00	300	Horizontal	Pass
5**	14438.620	46.52	68.2	21.68	AV	167.00	300	Horizontal	Pass
6	17433.338	56.35	88.2	31.85	Peak	321.00	400	Horizontal	Pass
6**	17433.338	46.04	68.2	22.16	AV	321.00	400	Horizontal	Pass

11ax20(SU), U-NII-5, 1 GHz to 18 GHz, Low Channel, ANT V

No.	Frequency (MHz)	Results (dBuV/m)	Limit (dBuV/m)	Margin (dB)	Detector	Table (Degree)	Height (cm)	Antenna	Verdict
1	1527.431	38.64	74.0	35.36	Peak	104.00	200	Vertical	Pass
1**	1527.431	31.35	54.0	22.65	AV	104.00	200	Vertical	Pass
2	2332.250	43.04	74.0	30.96	Peak	320.00	400	Vertical	Pass
2**	2332.250	33.40	54.0	20.60	AV	320.00	400	Vertical	Pass
3	4901.622	50.92	74.0	23.08	Peak	215.00	200	Vertical	Pass
3**	4901.622	38.23	54.0	15.77	AV	215.00	200	Vertical	Pass
4	7325.250	53.41	74.0	20.59	Peak	59.00	400	Vertical	Pass
4**	7325.250	41.15	54.0	12.85	AV	59.00	400	Vertical	Pass
5	12489.802	53.91	74.0	20.09	Peak	150.00	200	Vertical	Pass
5**	12489.802	45.15	54.0	8.85	AV	150.00	200	Vertical	Pass
6	15694.990	56.01	74.0	17.99	Peak	26.00	400	Vertical	Pass
6**	15694.990	41.83	54.0	12.17	AV	26.00	400	Vertical	Pass

11ax20(SU), U-NII-5, 1 GHz to 18 GHz, Middle Channel, ANT H

No.	Frequency (MHz)	Results (dBuV/m)	Limit (dBuV/m)	Margin (dB)	Detector	Table (Degree)	Height (cm)	Antenna	Verdict
1	2097.927	43.72	88.2	44.48	Peak	210.00	100	Horizontal	Pass
1**	2097.927	33.38	68.2	34.82	AV	210.00	100	Horizontal	Pass
2	4815.390	49.90	74.0	24.10	Peak	84.00	200	Horizontal	Pass
2**	4815.390	44.15	54.0	9.85	AV	84.00	200	Horizontal	Pass
3	4900.504	48.65	74.0	25.35	Peak	124.00	200	Horizontal	Pass
3**	4900.504	39.59	54.0	14.41	AV	124.00	200	Horizontal	Pass
4	7949.302	53.04	88.2	35.16	Peak	118.00	300	Horizontal	Pass
4**	7949.302	43.58	68.2	24.62	AV	118.00	300	Horizontal	Pass
5	14444.138	53.75	88.2	34.45	Peak	131.00	200	Horizontal	Pass
5**	14444.138	43.14	68.2	25.06	AV	131.00	200	Horizontal	Pass
6	17433.608	55.35	88.2	32.85	Peak	320.00	300	Horizontal	Pass
6**	17433.608	46.47	68.2	21.73	AV	320.00	300	Horizontal	Pass

11ax20(SU), U-NII-5, 1 GHz to 18 GHz, Middle Channel, ANT V

No.	Frequency (MHz)	Results (dBuV/m)	Limit (dBuV/m)	Margin (dB)	Detector	Table (Degree)	Height (cm)	Antenna	Verdict
1	1532.882	38.06	74.0	35.94	Peak	312.00	300	Vertical	Pass
1**	1532.882	25.86	54.0	28.14	AV	312.00	300	Vertical	Pass
2	2331.621	44.29	74.0	29.71	Peak	69.00	400	Vertical	Pass
2**	2331.621	37.97	54.0	16.03	AV	69.00	400	Vertical	Pass
3	4903.434	52.02	74.0	21.98	Peak	73.00	200	Vertical	Pass
3**	4903.434	41.19	54.0	12.81	AV	73.00	200	Vertical	Pass
4	7325.987	51.99	74.0	22.01	Peak	227.00	200	Vertical	Pass
4**	7325.987	44.40	54.0	9.60	AV	227.00	200	Vertical	Pass
5	12487.216	55.40	74.0	18.60	Peak	264.00	100	Vertical	Pass
5**	12487.216	42.70	54.0	11.30	AV	264.00	100	Vertical	Pass
6	15690.238	52.81	74.0	21.19	Peak	323.00	400	Vertical	Pass
6**	15690.238	41.89	54.0	12.11	AV	323.00	400	Vertical	Pass

11ax20(SU), U-NII-5, 1 GHz to 18 GHz, High Channel, ANT H

No.	Frequency (MHz)	Results (dBuV/m)	Limit (dBuV/m)	Margin (dB)	Detector	Table (Degree)	Height (cm)	Antenna	Verdict
1	2093.924	41.32	88.2	46.88	Peak	45.00	200	Horizontal	Pass
1**	2093.924	30.63	68.2	37.57	AV	45.00	200	Horizontal	Pass
2	4811.072	51.89	74.0	22.11	Peak	314.00	400	Horizontal	Pass
2**	4811.072	40.23	54.0	13.77	AV	314.00	400	Horizontal	Pass
3	4901.992	50.77	74.0	23.23	Peak	49.00	200	Horizontal	Pass
3**	4901.992	42.12	54.0	11.88	AV	49.00	200	Horizontal	Pass
4	7950.729	55.98	88.2	32.22	Peak	218.00	200	Horizontal	Pass
4**	7950.729	44.35	68.2	23.85	AV	218.00	200	Horizontal	Pass
5	14444.033	55.73	88.2	32.47	Peak	330.00	100	Horizontal	Pass
5**	14444.033	42.58	68.2	25.62	AV	330.00	100	Horizontal	Pass
6	17437.480	52.31	88.2	35.89	Peak	107.00	100	Horizontal	Pass
6**	17437.480	43.95	68.2	24.25	AV	107.00	100	Horizontal	Pass

11ax20(SU), U-NII-5, 1 GHz to 18 GHz, High Channel, ANT V

No.	Frequency (MHz)	Results (dBuV/m)	Limit (dBuV/m)	Margin (dB)	Detector	Table (Degree)	Height (cm)	Antenna	Verdict
1	1529.272	38.86	74.0	35.14	Peak	197.00	100	Vertical	Pass
1**	1529.272	27.40	54.0	26.60	AV	197.00	100	Vertical	Pass
2	2338.955	42.06	74.0	31.94	Peak	97.00	300	Vertical	Pass
2**	2338.955	36.42	54.0	17.58	AV	97.00	300	Vertical	Pass
3	4900.831	47.13	74.0	26.87	Peak	111.00	200	Vertical	Pass
3**	4900.831	38.71	54.0	15.29	AV	111.00	200	Vertical	Pass
4	7329.605	54.95	74.0	19.05	Peak	191.00	100	Vertical	Pass
4**	7329.605	40.87	54.0	13.13	AV	191.00	100	Vertical	Pass
5	12486.413	52.64	74.0	21.36	Peak	223.00	200	Vertical	Pass
5**	12486.413	46.81	54.0	7.19	AV	223.00	200	Vertical	Pass
6	15690.416	51.01	74.0	22.99	Peak	107.00	300	Vertical	Pass
6**	15690.416	45.00	54.0	9.00	AV	107.00	300	Vertical	Pass

11ax40(SU), U-NII-5, 1 GHz to 18 GHz, Low Channel, ANT H

No.	Frequency (MHz)	Results (dBuV/m)	Limit (dBuV/m)	Margin (dB)	Detector	Table (Degree)	Height (cm)	Antenna	Verdict
1	2099.504	42.25	88.2	45.95	Peak	51.00	300	Horizontal	Pass
1**	2099.504	34.23	68.2	33.97	AV	51.00	300	Horizontal	Pass
2	4810.895	46.50	74.0	27.50	Peak	299.00	200	Horizontal	Pass
2**	4810.895	42.80	54.0	11.20	AV	299.00	200	Horizontal	Pass
3	4898.443	47.21	74.0	26.79	Peak	125.00	200	Horizontal	Pass
3**	4898.443	39.52	54.0	14.48	AV	125.00	200	Horizontal	Pass
4	7949.343	55.95	88.2	32.25	Peak	245.00	100	Horizontal	Pass
4**	7949.343	46.81	68.2	21.39	AV	245.00	100	Horizontal	Pass
5	14438.382	55.06	88.2	33.14	Peak	17.00	100	Horizontal	Pass
5**	14438.382	46.67	68.2	21.53	AV	17.00	100	Horizontal	Pass
6	17430.361	55.76	88.2	32.44	Peak	311.00	300	Horizontal	Pass
6**	17430.361	46.16	68.2	22.04	AV	311.00	300	Horizontal	Pass

11ax40(SU), U-NII-5, 1 GHz to 18 GHz, Low Channel, ANT V

No.	Frequency (MHz)	Results (dBuV/m)	Limit (dBuV/m)	Margin (dB)	Detector	Table (Degree)	Height (cm)	Antenna	Verdict
1	1530.866	40.95	74.0	33.05	Peak	218.00	300	Vertical	Pass
1**	1530.866	25.62	54.0	28.38	AV	218.00	300	Vertical	Pass
2	2337.701	42.14	74.0	31.86	Peak	138.00	100	Vertical	Pass
2**	2337.701	32.67	54.0	21.33	AV	138.00	100	Vertical	Pass
3	4898.642	48.78	74.0	25.22	Peak	68.00	200	Vertical	Pass
3**	4898.642	37.45	54.0	16.55	AV	68.00	200	Vertical	Pass
4	7326.347	52.99	74.0	21.01	Peak	25.00	300	Vertical	Pass
4**	7326.347	46.71	54.0	7.29	AV	25.00	300	Vertical	Pass
5	12485.973	51.74	74.0	22.26	Peak	154.00	300	Vertical	Pass
5**	12485.973	41.98	54.0	12.02	AV	154.00	300	Vertical	Pass
6	15693.648	54.32	74.0	19.68	Peak	72.00	200	Vertical	Pass
6**	15693.648	46.25	54.0	7.75	AV	72.00	200	Vertical	Pass

11ax40(SU), U-NII-5, 1 GHz to 18 GHz, Middle Channel, ANT H

No.	Frequency (MHz)	Results (dBuV/m)	Limit (dBuV/m)	Margin (dB)	Detector	Table (Degree)	Height (cm)	Antenna	Verdict
1	2098.675	42.56	88.2	45.64	Peak	83.00	400	Horizontal	Pass
1**	2098.675	34.96	68.2	33.24	AV	83.00	400	Horizontal	Pass
2	4810.857	50.06	74.0	23.94	Peak	121.00	300	Horizontal	Pass
2**	4810.857	38.37	54.0	15.63	AV	121.00	300	Horizontal	Pass
3	4897.607	49.70	74.0	24.30	Peak	264.00	200	Horizontal	Pass
3**	4897.607	39.38	54.0	14.62	AV	264.00	200	Horizontal	Pass
4	7950.408	53.12	88.2	35.08	Peak	62.00	200	Horizontal	Pass
4**	7950.408	44.75	68.2	23.45	AV	62.00	200	Horizontal	Pass
5	14445.230	58.07	88.2	30.13	Peak	4.00	100	Horizontal	Pass
5**	14445.230	45.87	68.2	22.33	AV	4.00	100	Horizontal	Pass
6	17437.648	56.60	88.2	31.60	Peak	290.00	100	Horizontal	Pass
6**	17437.648	47.85	68.2	20.35	AV	290.00	100	Horizontal	Pass

11ax40(SU), U-NII-5, 1 GHz to 18 GHz, Middle Channel, ANT V

No.	Frequency (MHz)	Results (dBuV/m)	Limit (dBuV/m)	Margin (dB)	Detector	Table (Degree)	Height (cm)	Antenna	Verdict
1	1531.920	40.15	74.0	33.85	Peak	122.00	300	Vertical	Pass
1**	1531.920	26.96	54.0	27.04	AV	122.00	300	Vertical	Pass
2	2338.089	46.32	74.0	27.68	Peak	113.00	300	Vertical	Pass
2**	2338.089	33.40	54.0	20.60	AV	113.00	300	Vertical	Pass
3	4898.552	48.58	74.0	25.42	Peak	341.00	200	Vertical	Pass
3**	4898.552	38.93	54.0	15.07	AV	341.00	200	Vertical	Pass
4	7331.007	52.22	74.0	21.78	Peak	58.00	400	Vertical	Pass
4**	7331.007	43.12	54.0	10.88	AV	58.00	400	Vertical	Pass
5	12486.996	55.54	74.0	18.46	Peak	328.00	200	Vertical	Pass
5**	12486.996	42.50	54.0	11.50	AV	328.00	200	Vertical	Pass
6	15690.561	54.71	74.0	19.29	Peak	313.00	300	Vertical	Pass
6**	15690.561	41.46	54.0	12.54	AV	313.00	300	Vertical	Pass

11ax40(SU), U-NII-5, 1 GHz to 18 GHz, High Channel, ANT H

No.	Frequency (MHz)	Results (dBuV/m)	Limit (dBuV/m)	Margin (dB)	Detector	Table (Degree)	Height (cm)	Antenna	Verdict
1	2094.044	38.98	88.2	49.22	Peak	274.00	300	Horizontal	Pass
1**	2094.044	33.97	68.2	34.23	AV	274.00	300	Horizontal	Pass
2	4808.597	50.61	74.0	23.39	Peak	155.00	100	Horizontal	Pass
2**	4808.597	43.41	54.0	10.59	AV	155.00	100	Horizontal	Pass
3	4897.631	50.98	74.0	23.02	Peak	223.00	200	Horizontal	Pass
3**	4897.631	38.32	54.0	15.68	AV	223.00	200	Horizontal	Pass
4	7954.428	56.22	88.2	31.98	Peak	139.00	400	Horizontal	Pass
4**	7954.428	44.54	68.2	23.66	AV	139.00	400	Horizontal	Pass
5	14442.342	55.06	88.2	33.14	Peak	44.00	200	Horizontal	Pass
5**	14442.342	42.55	68.2	25.65	AV	44.00	200	Horizontal	Pass
6	17434.834	56.81	88.2	31.39	Peak	134.00	100	Horizontal	Pass
6**	17434.834	47.03	68.2	21.17	AV	134.00	100	Horizontal	Pass

11ax40(SU), U-NII-5, 1 GHz to 18 GHz, High Channel, ANT V

No.	Frequency (MHz)	Results (dBuV/m)	Limit (dBuV/m)	Margin (dB)	Detector	Table (Degree)	Height (cm)	Antenna	Verdict
1	1532.459	40.44	74.0	33.56	Peak	140.00	400	Vertical	Pass
1**	1532.459	27.94	54.0	26.06	AV	140.00	400	Vertical	Pass
2	2334.448	43.98	74.0	30.02	Peak	160.00	300	Vertical	Pass
2**	2334.448	38.27	54.0	15.73	AV	160.00	300	Vertical	Pass
3	4903.113	47.20	74.0	26.80	Peak	9.00	200	Vertical	Pass
3**	4903.113	38.98	54.0	15.02	AV	9.00	200	Vertical	Pass
4	7327.846	50.66	74.0	23.34	Peak	73.00	200	Vertical	Pass
4**	7327.846	46.06	54.0	7.94	AV	73.00	200	Vertical	Pass
5	12482.993	54.48	74.0	19.52	Peak	326.00	400	Vertical	Pass
5**	12482.993	46.21	54.0	7.79	AV	326.00	400	Vertical	Pass
6	15690.920	50.81	74.0	23.19	Peak	341.00	400	Vertical	Pass
6**	15690.920	41.47	54.0	12.53	AV	341.00	400	Vertical	Pass

11ax80(SU), U-NII-5, 1 GHz to 18 GHz, Low Channel, ANT H

No.	Frequency (MHz)	Results (dBuV/m)	Limit (dBuV/m)	Margin (dB)	Detector	Table (Degree)	Height (cm)	Antenna	Verdict
1	2095.065	43.01	88.2	45.19	Peak	107.00	300	Horizontal	Pass
1**	2095.065	34.47	68.2	33.73	AV	107.00	300	Horizontal	Pass
2	4808.658	48.38	74.0	25.62	Peak	28.00	300	Horizontal	Pass
2**	4808.658	42.04	54.0	11.96	AV	28.00	300	Horizontal	Pass
3	4902.643	47.07	74.0	26.93	Peak	19.00	200	Horizontal	Pass
3**	4902.643	42.22	54.0	11.78	AV	19.00	200	Horizontal	Pass
4	7953.658	55.30	88.2	32.90	Peak	333.00	400	Horizontal	Pass
4**	7953.658	47.05	68.2	21.15	AV	333.00	400	Horizontal	Pass
5	14440.105	57.23	88.2	30.97	Peak	332.00	100	Horizontal	Pass
5**	14440.105	43.93	68.2	24.27	AV	332.00	100	Horizontal	Pass
6	17436.733	57.70	88.2	30.50	Peak	7.00	400	Horizontal	Pass
6**	17436.733	47.04	68.2	21.16	AV	7.00	400	Horizontal	Pass

11ax80(SU), U-NII-5, 1 GHz to 18 GHz, Low Channel, ANT V

No.	Frequency (MHz)	Results (dBuV/m)	Limit (dBuV/m)	Margin (dB)	Detector	Table (Degree)	Height (cm)	Antenna	Verdict
1	1529.621	39.81	74.0	34.19	Peak	273.00	300	Vertical	Pass
1**	1529.621	29.43	54.0	24.57	AV	273.00	300	Vertical	Pass
2	2332.771	47.04	74.0	26.96	Peak	7.00	300	Vertical	Pass
2**	2332.771	33.77	54.0	20.23	AV	7.00	300	Vertical	Pass
3	4901.280	47.35	74.0	26.65	Peak	107.00	200	Vertical	Pass
3**	4901.280	37.83	54.0	16.17	AV	107.00	200	Vertical	Pass
4	7324.447	50.44	74.0	23.56	Peak	25.00	400	Vertical	Pass
4**	7324.447	41.72	54.0	12.28	AV	25.00	400	Vertical	Pass
5	12485.442	55.48	74.0	18.52	Peak	3.00	300	Vertical	Pass
5**	12485.442	44.60	54.0	9.40	AV	3.00	300	Vertical	Pass
6	15687.312	55.20	74.0	18.80	Peak	67.00	100	Vertical	Pass
6**	15687.312	45.28	54.0	8.72	AV	67.00	100	Vertical	Pass

11ax80(SU), U-NII-5, 1 GHz to 18 GHz, Middle Channel, ANT H

No.	Frequency (MHz)	Results (dBuV/m)	Limit (dBuV/m)	Margin (dB)	Detector	Table (Degree)	Height (cm)	Antenna	Verdict
1	2099.628	43.07	88.2	45.13	Peak	2.00	100	Horizontal	Pass
1**	2099.628	35.67	68.2	32.53	AV	2.00	100	Horizontal	Pass
2	4813.757	52.13	74.0	21.87	Peak	317.00	400	Horizontal	Pass
2**	4813.757	43.57	54.0	10.43	AV	317.00	400	Horizontal	Pass
3	4899.873	47.52	74.0	26.48	Peak	93.00	200	Horizontal	Pass
3**	4899.873	42.21	54.0	11.79	AV	93.00	200	Horizontal	Pass
4	7951.027	52.74	88.2	35.46	Peak	165.00	300	Horizontal	Pass
4**	7951.027	42.62	68.2	25.58	AV	165.00	300	Horizontal	Pass
5	14442.764	58.20	88.2	30.00	Peak	2.00	400	Horizontal	Pass
5**	14442.764	43.99	68.2	24.21	AV	2.00	400	Horizontal	Pass
6	17436.126	54.26	88.2	33.94	Peak	43.00	100	Horizontal	Pass
6**	17436.126	45.79	68.2	22.41	AV	43.00	100	Horizontal	Pass

11ax80(SU), U-NII-5, 1 GHz to 18 GHz, Middle Channel, ANT V

No.	Frequency (MHz)	Results (dBuV/m)	Limit (dBuV/m)	Margin (dB)	Detector	Table (Degree)	Height (cm)	Antenna	Verdict
1	1528.978	36.40	74.0	37.60	Peak	190.00	400	Vertical	Pass
1**	1528.978	29.09	54.0	24.91	AV	190.00	400	Vertical	Pass
2	2338.189	45.10	74.0	28.90	Peak	331.00	400	Vertical	Pass
2**	2338.189	36.14	54.0	17.86	AV	331.00	400	Vertical	Pass
3	4896.512	51.19	74.0	22.81	Peak	351.00	200	Vertical	Pass
3**	4896.512	39.89	54.0	14.11	AV	351.00	200	Vertical	Pass
4	7323.843	55.13	74.0	18.87	Peak	223.00	200	Vertical	Pass
4**	7323.843	44.02	54.0	9.98	AV	223.00	200	Vertical	Pass
5	12485.493	55.74	74.0	18.26	Peak	5.00	300	Vertical	Pass
5**	12485.493	42.28	54.0	11.72	AV	5.00	300	Vertical	Pass
6	15692.269	52.87	74.0	21.13	Peak	308.00	200	Vertical	Pass
6**	15692.269	47.17	54.0	6.83	AV	308.00	200	Vertical	Pass

11ax80(SU), U-NII-5, 1 GHz to 18 GHz, High Channel, ANT H

No.	Frequency (MHz)	Results (dBuV/m)	Limit (dBuV/m)	Margin (dB)	Detector	Table (Degree)	Height (cm)	Antenna	Verdict
1	2101.153	40.01	88.2	48.19	Peak	27.00	200	Horizontal	Pass
1**	2101.153	35.05	68.2	33.15	AV	27.00	200	Horizontal	Pass
2	4815.609	51.97	74.0	22.03	Peak	14.00	400	Horizontal	Pass
2**	4815.609	43.78	54.0	10.22	AV	14.00	400	Horizontal	Pass
3	4902.010	51.79	74.0	22.21	Peak	249.00	200	Horizontal	Pass
3**	4902.010	38.67	54.0	15.33	AV	249.00	200	Horizontal	Pass
4	7950.017	54.78	88.2	33.42	Peak	242.00	400	Horizontal	Pass
4**	7950.017	41.80	68.2	26.40	AV	242.00	400	Horizontal	Pass
5	14442.594	54.42	88.2	33.78	Peak	105.00	300	Horizontal	Pass
5**	14442.594	43.30	68.2	24.90	AV	105.00	300	Horizontal	Pass
6	17429.965	56.02	88.2	32.18	Peak	328.00	200	Horizontal	Pass
6**	17429.965	47.09	68.2	21.11	AV	328.00	200	Horizontal	Pass

11ax80(SU), U-NII-5, 1 GHz to 18 GHz, High Channel, ANT V

No.	Frequency (MHz)	Results (dBuV/m)	Limit (dBuV/m)	Margin (dB)	Detector	Table (Degree)	Height (cm)	Antenna	Verdict
1	1534.032	36.30	74.0	37.70	Peak	50.00	200	Vertical	Pass
1**	1534.032	30.65	54.0	23.35	AV	50.00	200	Vertical	Pass
2	2332.942	43.37	74.0	30.63	Peak	142.00	400	Vertical	Pass
2**	2332.942	34.67	54.0	19.33	AV	142.00	400	Vertical	Pass
3	4899.414	47.40	74.0	26.60	Peak	90.00	200	Vertical	Pass
3**	4899.414	38.22	54.0	15.78	AV	90.00	200	Vertical	Pass
4	7326.814	51.97	74.0	22.03	Peak	289.00	400	Vertical	Pass
4**	7326.814	43.01	54.0	10.99	AV	289.00	400	Vertical	Pass
5	12489.861	50.03	74.0	23.97	Peak	296.00	100	Vertical	Pass
5**	12489.861	42.36	54.0	11.64	AV	296.00	100	Vertical	Pass
6	15689.743	52.41	74.0	21.59	Peak	242.00	100	Vertical	Pass
6**	15689.743	42.12	54.0	11.88	AV	242.00	100	Vertical	Pass

11ax160(SU), U-NII-5, 1 GHz to 18 GHz, Low Channel, ANT H

No.	Frequency (MHz)	Results (dBuV/m)	Limit (dBuV/m)	Margin (dB)	Detector	Table (Degree)	Height (cm)	Antenna	Verdict
1	2101.116	39.96	88.2	48.24	Peak	166.00	300	Horizontal	Pass
1**	2101.116	34.59	68.2	33.61	AV	166.00	300	Horizontal	Pass
2	4808.652	50.12	74.0	23.88	Peak	161.00	300	Horizontal	Pass
2**	4808.652	38.75	54.0	15.25	AV	161.00	300	Horizontal	Pass
3	4897.256	50.12	74.0	23.88	Peak	169.00	200	Horizontal	Pass
3**	4897.256	40.59	54.0	13.41	AV	169.00	200	Horizontal	Pass
4	7954.959	54.55	88.2	33.65	Peak	121.00	400	Horizontal	Pass
4**	7954.959	43.29	68.2	24.91	AV	121.00	400	Horizontal	Pass
5	14439.917	53.33	88.2	34.87	Peak	217.00	400	Horizontal	Pass
5**	14439.917	45.99	68.2	22.21	AV	217.00	400	Horizontal	Pass
6	17430.445	54.47	88.2	33.73	Peak	305.00	400	Horizontal	Pass
6**	17430.445	45.40	68.2	22.80	AV	305.00	400	Horizontal	Pass

11ax160(SU), U-NII-5, 1 GHz to 18 GHz, Low Channel, ANT V

No.	Frequency (MHz)	Results (dBuV/m)	Limit (dBuV/m)	Margin (dB)	Detector	Table (Degree)	Height (cm)	Antenna	Verdict
1	1530.167	41.45	74.0	32.55	Peak	229.00	200	Vertical	Pass
1**	1530.167	26.00	54.0	28.00	AV	229.00	200	Vertical	Pass
2	2339.330	46.78	74.0	27.22	Peak	339.00	200	Vertical	Pass
2**	2339.330	32.69	54.0	21.31	AV	339.00	200	Vertical	Pass
3	4897.071	49.66	74.0	24.34	Peak	24.00	200	Vertical	Pass
3**	4897.071	39.31	54.0	14.69	AV	24.00	200	Vertical	Pass
4	7329.344	52.44	74.0	21.56	Peak	70.00	100	Vertical	Pass
4**	7329.344	45.13	54.0	8.87	AV	70.00	100	Vertical	Pass
5	12486.881	54.21	74.0	19.79	Peak	314.00	300	Vertical	Pass
5**	12486.881	41.42	54.0	12.58	AV	314.00	300	Vertical	Pass
6	15688.005	55.98	74.0	18.02	Peak	15.00	200	Vertical	Pass
6**	15688.005	46.12	54.0	7.88	AV	15.00	200	Vertical	Pass

11ax160(SU), U-NII-5, 1 GHz to 18 GHz, Middle Channel, ANT H

No.	Frequency (MHz)	Results (dBuV/m)	Limit (dBuV/m)	Margin (dB)	Detector	Table (Degree)	Height (cm)	Antenna	Verdict
1	2097.088	41.04	88.2	47.16	Peak	307.00	400	Horizontal	Pass
1**	2097.088	34.35	68.2	33.85	AV	307.00	400	Horizontal	Pass
2	4815.718	46.47	74.0	27.53	Peak	275.00	300	Horizontal	Pass
2**	4815.718	39.97	54.0	14.03	AV	275.00	300	Horizontal	Pass
3	4902.699	51.07	74.0	22.93	Peak	259.00	200	Horizontal	Pass
3**	4902.699	38.82	54.0	15.18	AV	259.00	200	Horizontal	Pass
4	7955.622	56.68	88.2	31.52	Peak	227.00	200	Horizontal	Pass
4**	7955.622	45.67	68.2	22.53	AV	227.00	200	Horizontal	Pass
5	14438.881	52.30	88.2	35.90	Peak	200.00	100	Horizontal	Pass
5**	14438.881	47.20	68.2	21.00	AV	200.00	100	Horizontal	Pass
6	17431.989	54.47	88.2	33.73	Peak	210.00	300	Horizontal	Pass
6**	17431.989	45.96	68.2	22.24	AV	210.00	300	Horizontal	Pass

11ax160(SU), U-NII-5, 1 GHz to 18 GHz, Middle Channel, ANT V

No.	Frequency (MHz)	Results (dBuV/m)	Limit (dBuV/m)	Margin (dB)	Detector	Table (Degree)	Height (cm)	Antenna	Verdict
1	1530.604	41.35	74.0	32.65	Peak	304.00	100	Vertical	Pass
1**	1530.604	27.23	54.0	26.77	AV	304.00	100	Vertical	Pass
2	2338.451	46.28	74.0	27.72	Peak	109.00	400	Vertical	Pass
2**	2338.451	35.33	54.0	18.67	AV	109.00	400	Vertical	Pass
3	4900.268	47.18	74.0	26.82	Peak	273.00	200	Vertical	Pass
3**	4900.268	42.33	54.0	11.67	AV	273.00	200	Vertical	Pass
4	7326.330	51.10	74.0	22.90	Peak	77.00	100	Vertical	Pass
4**	7326.330	41.87	54.0	12.13	AV	77.00	100	Vertical	Pass
5	12487.494	53.94	74.0	20.06	Peak	175.00	400	Vertical	Pass
5**	12487.494	43.64	54.0	10.36	AV	175.00	400	Vertical	Pass
6	15693.070	53.07	74.0	20.93	Peak	331.00	200	Vertical	Pass
6**	15693.070	43.44	54.0	10.56	AV	331.00	200	Vertical	Pass

11ax160(SU), U-NII-5, 1 GHz to 18 GHz, High Channel, ANT H

No.	Frequency (MHz)	Results (dBuV/m)	Limit (dBuV/m)	Margin (dB)	Detector	Table (Degree)	Height (cm)	Antenna	Verdict
1	2096.009	44.17	88.2	44.03	Peak	189.00	200	Horizontal	Pass
1**	2096.009	33.03	68.2	35.17	AV	189.00	200	Horizontal	Pass
2	4811.726	47.41	74.0	26.59	Peak	100.00	200	Horizontal	Pass
2**	4811.726	39.25	54.0	14.75	AV	100.00	200	Horizontal	Pass
3	4900.003	50.23	74.0	23.77	Peak	62.00	200	Horizontal	Pass
3**	4900.003	39.79	54.0	14.21	AV	62.00	200	Horizontal	Pass
4	7950.085	55.19	88.2	33.01	Peak	276.00	200	Horizontal	Pass
4**	7950.085	46.92	68.2	21.28	AV	276.00	200	Horizontal	Pass
5	14443.070	56.44	88.2	31.76	Peak	222.00	100	Horizontal	Pass
5**	14443.070	42.74	68.2	25.46	AV	222.00	100	Horizontal	Pass
6	17431.583	55.32	88.2	32.88	Peak	357.00	200	Horizontal	Pass
6**	17431.583	43.76	68.2	24.44	AV	357.00	200	Horizontal	Pass

11ax160(SU), U-NII-5, 1 GHz to 18 GHz, High Channel, ANT V

No.	Frequency (MHz)	Results (dBuV/m)	Limit (dBuV/m)	Margin (dB)	Detector	Table (Degree)	Height (cm)	Antenna	Verdict
1	1532.856	39.07	74.0	34.93	Peak	242.00	200	Vertical	Pass
1**	1532.856	27.01	54.0	26.99	AV	242.00	200	Vertical	Pass
2	2333.148	45.89	74.0	28.11	Peak	5.00	100	Vertical	Pass
2**	2333.148	35.60	54.0	18.40	AV	5.00	100	Vertical	Pass
3	4900.572	51.28	74.0	22.72	Peak	9.00	200	Vertical	Pass
3**	4900.572	40.63	54.0	13.37	AV	9.00	200	Vertical	Pass
4	7327.913	55.49	74.0	18.51	Peak	59.00	100	Vertical	Pass
4**	7327.913	41.53	54.0	12.47	AV	59.00	100	Vertical	Pass
5	12489.673	53.36	74.0	20.64	Peak	65.00	300	Vertical	Pass
5**	12489.673	46.52	54.0	7.48	AV	65.00	300	Vertical	Pass
6	15695.261	53.07	74.0	20.93	Peak	87.00	300	Vertical	Pass
6**	15695.261	42.63	54.0	11.37	AV	87.00	300	Vertical	Pass

11ax20(SU), U-NII-7, 1 GHz to 18 GHz, Low Channel, ANT H

No.	Frequency (MHz)	Results (dBuV/m)	Limit (dBuV/m)	Margin (dB)	Detector	Table (Degree)	Height (cm)	Antenna	Verdict
1	2096.211	41.72	88.2	46.48	Peak	191.00	300	Horizontal	Pass
1**	2096.211	33.24	68.2	34.96	AV	191.00	300	Horizontal	Pass
2	4808.710	52.17	74.0	21.83	Peak	59.00	100	Horizontal	Pass
2**	4808.710	39.46	54.0	14.54	AV	59.00	100	Horizontal	Pass
3	4901.350	48.02	74.0	25.98	Peak	113.00	200	Horizontal	Pass
3**	4901.350	41.74	54.0	12.26	AV	113.00	200	Horizontal	Pass
4	7950.814	54.72	88.2	33.48	Peak	336.00	100	Horizontal	Pass
4**	7950.814	46.00	68.2	22.20	AV	336.00	100	Horizontal	Pass
5	14443.395	54.81	88.2	33.39	Peak	201.00	300	Horizontal	Pass
5**	14443.395	44.50	68.2	23.70	AV	201.00	300	Horizontal	Pass
6	17433.759	55.21	88.2	32.99	Peak	319.00	400	Horizontal	Pass
6**	17433.759	43.71	68.2	24.49	AV	319.00	400	Horizontal	Pass

11ax20(SU), U-NII-7, 1 GHz to 18 GHz, Low Channel, ANT V

No.	Frequency (MHz)	Results (dBuV/m)	Limit (dBuV/m)	Margin (dB)	Detector	Table (Degree)	Height (cm)	Antenna	Verdict
1	1532.326	39.85	74.0	34.15	Peak	114.00	400	Vertical	Pass
1**	1532.326	26.47	54.0	27.53	AV	114.00	400	Vertical	Pass
2	2334.719	43.40	74.0	30.60	Peak	281.00	400	Vertical	Pass
2**	2334.719	35.70	54.0	18.30	AV	281.00	400	Vertical	Pass
3	4897.556	48.66	74.0	25.34	Peak	74.00	200	Vertical	Pass
3**	4897.556	39.92	54.0	14.08	AV	74.00	200	Vertical	Pass
4	7323.821	55.11	74.0	18.89	Peak	113.00	200	Vertical	Pass
4**	7323.821	45.84	54.0	8.16	AV	113.00	200	Vertical	Pass
5	12486.760	50.25	74.0	23.75	Peak	240.00	300	Vertical	Pass
5**	12486.760	43.88	54.0	10.12	AV	240.00	300	Vertical	Pass
6	15687.544	50.83	74.0	23.17	Peak	171.00	200	Vertical	Pass
6**	15687.544	41.57	54.0	12.43	AV	171.00	200	Vertical	Pass

11ax20(SU), U-NII-7, 1 GHz to 18 GHz, Middle Channel, ANT H

No.	Frequency (MHz)	Results (dBuV/m)	Limit (dBuV/m)	Margin (dB)	Detector	Table (Degree)	Height (cm)	Antenna	Verdict
1	2093.582	44.67	88.2	43.53	Peak	5.00	300	Horizontal	Pass
1**	2093.582	32.63	68.2	35.57	AV	5.00	300	Horizontal	Pass
2	4813.054	47.46	74.0	26.54	Peak	336.00	200	Horizontal	Pass
2**	4813.054	42.89	54.0	11.11	AV	336.00	200	Horizontal	Pass
3	4900.789	50.43	74.0	23.57	Peak	236.00	200	Horizontal	Pass
3**	4900.789	38.40	54.0	15.60	AV	236.00	200	Horizontal	Pass
4	7949.772	52.64	88.2	35.56	Peak	57.00	300	Horizontal	Pass
4**	7949.772	43.47	68.2	24.73	AV	57.00	300	Horizontal	Pass
5	14438.973	52.36	88.2	35.84	Peak	211.00	300	Horizontal	Pass
5**	14438.973	46.62	68.2	21.58	AV	211.00	300	Horizontal	Pass
6	17436.389	56.70	88.2	31.50	Peak	93.00	200	Horizontal	Pass
6**	17436.389	43.72	68.2	24.48	AV	93.00	200	Horizontal	Pass

11ax20(SU), U-NII-7, 1 GHz to 18 GHz, Middle Channel, ANT V

No.	Frequency (MHz)	Results (dBuV/m)	Limit (dBuV/m)	Margin (dB)	Detector	Table (Degree)	Height (cm)	Antenna	Verdict
1	1534.092	41.34	74.0	32.66	Peak	227.00	200	Vertical	Pass
1**	1534.092	31.23	54.0	22.77	AV	227.00	200	Vertical	Pass
2	2333.623	42.50	74.0	31.50	Peak	196.00	100	Vertical	Pass
2**	2333.623	32.88	54.0	21.12	AV	196.00	100	Vertical	Pass
3	4897.521	49.51	74.0	24.49	Peak	288.00	200	Vertical	Pass
3**	4897.521	38.90	54.0	15.10	AV	288.00	200	Vertical	Pass
4	7326.837	56.32	74.0	17.68	Peak	79.00	400	Vertical	Pass
4**	7326.837	42.29	54.0	11.71	AV	79.00	400	Vertical	Pass
5	12489.988	54.64	74.0	19.36	Peak	236.00	100	Vertical	Pass
5**	12489.988	43.74	54.0	10.26	AV	236.00	100	Vertical	Pass
6	15688.356	51.03	74.0	22.97	Peak	258.00	300	Vertical	Pass
6**	15688.356	42.16	54.0	11.84	AV	258.00	300	Vertical	Pass

11ax20(SU), U-NII-7, 1 GHz to 18 GHz, High Channel, ANT H

No.	Frequency (MHz)	Results (dBuV/m)	Limit (dBuV/m)	Margin (dB)	Detector	Table (Degree)	Height (cm)	Antenna	Verdict
1	2096.275	44.81	88.2	43.39	Peak	68.00	200	Horizontal	Pass
1**	2096.275	33.15	68.2	35.05	AV	68.00	200	Horizontal	Pass
2	4808.176	47.46	74.0	26.54	Peak	116.00	300	Horizontal	Pass
2**	4808.176	41.35	54.0	12.65	AV	116.00	300	Horizontal	Pass
3	4896.388	52.69	74.0	21.31	Peak	24.00	200	Horizontal	Pass
3**	4896.388	42.00	54.0	12.00	AV	24.00	200	Horizontal	Pass
4	7956.807	54.39	88.2	33.81	Peak	348.00	300	Horizontal	Pass
4**	7956.807	46.39	68.2	21.81	AV	348.00	300	Horizontal	Pass
5	14443.416	52.56	88.2	35.64	Peak	104.00	300	Horizontal	Pass
5**	14443.416	48.21	68.2	19.99	AV	104.00	300	Horizontal	Pass
6	17434.682	56.17	88.2	32.03	Peak	326.00	200	Horizontal	Pass
6**	17434.682	45.75	68.2	22.45	AV	326.00	200	Horizontal	Pass

11ax20(SU), U-NII-7, 1 GHz to 18 GHz, High Channel, ANT V

No.	Frequency (MHz)	Results (dBuV/m)	Limit (dBuV/m)	Margin (dB)	Detector	Table (Degree)	Height (cm)	Antenna	Verdict
1	1533.101	41.30	74.0	32.70	Peak	27.00	300	Vertical	Pass
1**	1533.101	31.37	54.0	22.63	AV	27.00	300	Vertical	Pass
2	2337.238	41.85	74.0	32.15	Peak	329.00	100	Vertical	Pass
2**	2337.238	38.33	54.0	15.67	AV	329.00	100	Vertical	Pass
3	4901.355	50.24	74.0	23.76	Peak	88.00	200	Vertical	Pass
3**	4901.355	39.07	54.0	14.93	AV	88.00	200	Vertical	Pass
4	7330.630	56.27	74.0	17.73	Peak	103.00	100	Vertical	Pass
4**	7330.630	42.80	54.0	11.20	AV	103.00	100	Vertical	Pass
5	12484.310	53.94	74.0	20.06	Peak	224.00	100	Vertical	Pass
5**	12484.310	44.23	54.0	9.77	AV	224.00	100	Vertical	Pass
6	15694.787	53.75	74.0	20.25	Peak	204.00	400	Vertical	Pass
6**	15694.787	43.64	54.0	10.36	AV	204.00	400	Vertical	Pass

11ax40(SU), U-NII-7, 1 GHz to 18 GHz, Low Channel, ANT H

No.	Frequency (MHz)	Results (dBuV/m)	Limit (dBuV/m)	Margin (dB)	Detector	Table (Degree)	Height (cm)	Antenna	Verdict
1	2097.920	38.98	88.2	49.22	Peak	266.00	200	Horizontal	Pass
1**	2097.920	30.78	68.2	37.42	AV	266.00	200	Horizontal	Pass
2	4815.725	51.45	74.0	22.55	Peak	105.00	200	Horizontal	Pass
2**	4815.725	42.01	54.0	11.99	AV	105.00	200	Horizontal	Pass
3	4902.407	51.76	74.0	22.24	Peak	29.00	200	Horizontal	Pass
3**	4902.407	41.17	54.0	12.83	AV	29.00	200	Horizontal	Pass
4	7953.211	52.17	88.2	36.03	Peak	343.00	100	Horizontal	Pass
4**	7953.211	45.15	68.2	23.05	AV	343.00	100	Horizontal	Pass
5	14444.831	54.85	88.2	33.35	Peak	246.00	400	Horizontal	Pass
5**	14444.831	43.79	68.2	24.41	AV	246.00	400	Horizontal	Pass
6	17435.673	54.80	88.2	33.40	Peak	66.00	100	Horizontal	Pass
6**	17435.673	43.82	68.2	24.38	AV	66.00	100	Horizontal	Pass

11ax40(SU), U-NII-7, 1 GHz to 18 GHz, Low Channel, ANT V

No.	Frequency (MHz)	Results (dBuV/m)	Limit (dBuV/m)	Margin (dB)	Detector	Table (Degree)	Height (cm)	Antenna	Verdict
1	1532.591	39.31	74.0	34.69	Peak	309.00	200	Vertical	Pass
1**	1532.591	29.58	54.0	24.42	AV	309.00	200	Vertical	Pass
2	2339.008	41.63	74.0	32.37	Peak	31.00	300	Vertical	Pass
2**	2339.008	32.76	54.0	21.24	AV	31.00	300	Vertical	Pass
3	4903.068	48.54	74.0	25.46	Peak	89.00	200	Vertical	Pass
3**	4903.068	37.51	54.0	16.49	AV	89.00	200	Vertical	Pass
4	7328.675	51.75	74.0	22.25	Peak	28.00	400	Vertical	Pass
4**	7328.675	41.54	54.0	12.46	AV	28.00	400	Vertical	Pass
5	12483.291	56.00	74.0	18.00	Peak	156.00	200	Vertical	Pass
5**	12483.291	43.30	54.0	10.70	AV	156.00	200	Vertical	Pass
6	15693.667	55.53	74.0	18.47	Peak	280.00	400	Vertical	Pass
6**	15693.667	45.74	54.0	8.26	AV	280.00	400	Vertical	Pass

11ax40(SU), U-NII-7, 1 GHz to 18 GHz, Middle Channel, ANT H

No.	Frequency (MHz)	Results (dBuV/m)	Limit (dBuV/m)	Margin (dB)	Detector	Table (Degree)	Height (cm)	Antenna	Verdict
1	2097.502	42.29	88.2	45.91	Peak	27.00	300	Horizontal	Pass
1**	2097.502	34.56	68.2	33.64	AV	27.00	300	Horizontal	Pass
2	4814.165	50.32	74.0	23.68	Peak	123.00	400	Horizontal	Pass
2**	4814.165	38.56	54.0	15.44	AV	123.00	400	Horizontal	Pass
3	4900.677	50.10	74.0	23.90	Peak	162.00	200	Horizontal	Pass
3**	4900.677	39.47	54.0	14.53	AV	162.00	200	Horizontal	Pass
4	7957.080	51.07	88.2	37.13	Peak	159.00	300	Horizontal	Pass
4**	7957.080	46.74	68.2	21.46	AV	159.00	300	Horizontal	Pass
5	14444.623	56.85	88.2	31.35	Peak	10.00	100	Horizontal	Pass
5**	14444.623	44.11	68.2	24.09	AV	10.00	100	Horizontal	Pass
6	17437.633	57.45	88.2	30.75	Peak	340.00	200	Horizontal	Pass
6**	17437.633	46.55	68.2	21.65	AV	340.00	200	Horizontal	Pass

11ax40(SU), U-NII-7, 1 GHz to 18 GHz, Middle Channel, ANT V

No.	Frequency (MHz)	Results (dBuV/m)	Limit (dBuV/m)	Margin (dB)	Detector	Table (Degree)	Height (cm)	Antenna	Verdict
1	1530.137	37.61	74.0	36.39	Peak	282.00	300	Vertical	Pass
1**	1530.137	27.05	54.0	26.95	AV	282.00	300	Vertical	Pass
2	2337.669	46.25	74.0	27.75	Peak	205.00	100	Vertical	Pass
2**	2337.669	32.75	54.0	21.25	AV	205.00	100	Vertical	Pass
3	4904.198	47.15	74.0	26.85	Peak	343.00	200	Vertical	Pass
3**	4904.198	41.77	54.0	12.23	AV	343.00	200	Vertical	Pass
4	7330.346	51.07	74.0	22.93	Peak	147.00	200	Vertical	Pass
4**	7330.346	46.73	54.0	7.27	AV	147.00	200	Vertical	Pass
5	12488.447	55.94	74.0	18.06	Peak	63.00	200	Vertical	Pass
5**	12488.447	43.50	54.0	10.50	AV	63.00	200	Vertical	Pass
6	15691.691	56.43	74.0	17.57	Peak	207.00	400	Vertical	Pass
6**	15691.691	42.99	54.0	11.01	AV	207.00	400	Vertical	Pass

11ax40(SU), U-NII-7, 1 GHz to 18 GHz, High Channel, ANT H

No.	Frequency (MHz)	Results (dBuV/m)	Limit (dBuV/m)	Margin (dB)	Detector	Table (Degree)	Height (cm)	Antenna	Verdict
1	2098.721	44.22	88.2	43.98	Peak	264.00	200	Horizontal	Pass
1**	2098.721	33.49	68.2	34.71	AV	264.00	200	Horizontal	Pass
2	4815.293	47.59	74.0	26.41	Peak	166.00	400	Horizontal	Pass
2**	4815.293	38.17	54.0	15.83	AV	166.00	400	Horizontal	Pass
3	4898.482	52.05	74.0	21.95	Peak	74.00	200	Horizontal	Pass
3**	4898.482	41.16	54.0	12.84	AV	74.00	200	Horizontal	Pass
4	7953.923	55.30	88.2	32.90	Peak	351.00	400	Horizontal	Pass
4**	7953.923	43.05	68.2	25.15	AV	351.00	400	Horizontal	Pass
5	14442.325	54.86	88.2	33.34	Peak	143.00	100	Horizontal	Pass
5**	14442.325	47.15	68.2	21.05	AV	143.00	100	Horizontal	Pass
6	17436.290	52.03	88.2	36.17	Peak	284.00	300	Horizontal	Pass
6**	17436.290	47.35	68.2	20.85	AV	284.00	300	Horizontal	Pass

11ax40(SU), U-NII-7, 1 GHz to 18 GHz, High Channel, ANT V

No.	Frequency (MHz)	Results (dBuV/m)	Limit (dBuV/m)	Margin (dB)	Detector	Table (Degree)	Height (cm)	Antenna	Verdict
1	1529.942	40.70	74.0	33.30	Peak	74.00	300	Vertical	Pass
1**	1529.942	26.67	54.0	27.33	AV	74.00	300	Vertical	Pass
2	2338.687	42.36	74.0	31.64	Peak	39.00	300	Vertical	Pass
2**	2338.687	36.78	54.0	17.22	AV	39.00	300	Vertical	Pass
3	4898.098	51.75	74.0	22.25	Peak	80.00	200	Vertical	Pass
3**	4898.098	38.01	54.0	15.99	AV	80.00	200	Vertical	Pass
4	7324.590	55.70	74.0	18.30	Peak	33.00	100	Vertical	Pass
4**	7324.590	46.51	54.0	7.49	AV	33.00	100	Vertical	Pass
5	12483.997	50.42	74.0	23.58	Peak	270.00	300	Vertical	Pass
5**	12483.997	46.86	54.0	7.14	AV	270.00	300	Vertical	Pass
6	15694.739	56.54	74.0	17.46	Peak	330.00	300	Vertical	Pass
6**	15694.739	42.93	54.0	11.07	AV	330.00	300	Vertical	Pass

11ax80(SU), U-NII-7, 1 GHz to 18 GHz, Low Channel, ANT H

No.	Frequency (MHz)	Results (dBuV/m)	Limit (dBuV/m)	Margin (dB)	Detector	Table (Degree)	Height (cm)	Antenna	Verdict
1	2097.676	39.78	88.2	48.42	Peak	130.00	200	Horizontal	Pass
1**	2097.676	34.90	68.2	33.30	AV	130.00	200	Horizontal	Pass
2	4814.389	48.13	74.0	25.87	Peak	33.00	100	Horizontal	Pass
2**	4814.389	43.83	54.0	10.17	AV	33.00	100	Horizontal	Pass
3	4902.205	48.21	74.0	25.79	Peak	168.00	200	Horizontal	Pass
3**	4902.205	38.63	54.0	15.37	AV	168.00	200	Horizontal	Pass
4	7953.580	53.22	88.2	34.98	Peak	183.00	100	Horizontal	Pass
4**	7953.580	41.94	68.2	26.26	AV	183.00	100	Horizontal	Pass
5	14440.613	57.02	88.2	31.18	Peak	302.00	300	Horizontal	Pass
5**	14440.613	48.42	68.2	19.78	AV	302.00	300	Horizontal	Pass
6	17432.113	56.57	88.2	31.63	Peak	75.00	200	Horizontal	Pass
6**	17432.113	47.21	68.2	20.99	AV	75.00	200	Horizontal	Pass

11ax80(SU), U-NII-7, 1 GHz to 18 GHz, Low Channel, ANT V

No.	Frequency (MHz)	Results (dBuV/m)	Limit (dBuV/m)	Margin (dB)	Detector	Table (Degree)	Height (cm)	Antenna	Verdict
1	1529.832	41.20	74.0	32.80	Peak	136.00	200	Vertical	Pass
1**	1529.832	26.86	54.0	27.14	AV	136.00	200	Vertical	Pass
2	2334.236	42.25	74.0	31.75	Peak	14.00	300	Vertical	Pass
2**	2334.236	36.01	54.0	17.99	AV	14.00	300	Vertical	Pass
3	4903.473	49.20	74.0	24.80	Peak	204.00	200	Vertical	Pass
3**	4903.473	40.56	54.0	13.44	AV	204.00	200	Vertical	Pass
4	7323.608	51.98	74.0	22.02	Peak	88.00	400	Vertical	Pass
4**	7323.608	41.31	54.0	12.69	AV	88.00	400	Vertical	Pass
5	12484.240	53.79	74.0	20.21	Peak	210.00	400	Vertical	Pass
5**	12484.240	46.28	54.0	7.72	AV	210.00	400	Vertical	Pass
6	15692.196	53.66	74.0	20.34	Peak	262.00	200	Vertical	Pass
6**	15692.196	44.71	54.0	9.29	AV	262.00	200	Vertical	Pass

11ax80(SU), U-NII-7, 1 GHz to 18 GHz, Middle Channel, ANT H

No.	Frequency (MHz)	Results (dBuV/m)	Limit (dBuV/m)	Margin (dB)	Detector	Table (Degree)	Height (cm)	Antenna	Verdict
1	2093.477	39.67	88.2	48.53	Peak	203.00	200	Horizontal	Pass
1**	2093.477	30.53	68.2	37.67	AV	203.00	200	Horizontal	Pass
2	4814.512	50.37	74.0	23.63	Peak	132.00	100	Horizontal	Pass
2**	4814.512	42.91	54.0	11.09	AV	132.00	100	Horizontal	Pass
3	4900.335	47.93	74.0	26.07	Peak	61.00	200	Horizontal	Pass
3**	4900.335	36.74	54.0	17.26	AV	61.00	200	Horizontal	Pass
4	7950.811	54.95	88.2	33.25	Peak	179.00	400	Horizontal	Pass
4**	7950.811	41.44	68.2	26.76	AV	179.00	400	Horizontal	Pass
5	14445.726	55.95	88.2	32.25	Peak	8.00	400	Horizontal	Pass
5**	14445.726	44.14	68.2	24.06	AV	8.00	400	Horizontal	Pass
6	17436.081	53.94	88.2	34.26	Peak	149.00	400	Horizontal	Pass
6**	17436.081	45.33	68.2	22.87	AV	149.00	400	Horizontal	Pass

11ax80(SU), U-NII-7, 1 GHz to 18 GHz, Middle Channel, ANT V

No.	Frequency (MHz)	Results (dBuV/m)	Limit (dBuV/m)	Margin (dB)	Detector	Table (Degree)	Height (cm)	Antenna	Verdict
1	1534.012	37.93	74.0	36.07	Peak	181.00	400	Vertical	Pass
1**	1534.012	25.60	54.0	28.40	AV	181.00	400	Vertical	Pass
2	2335.330	42.74	74.0	31.26	Peak	66.00	200	Vertical	Pass
2**	2335.330	38.15	54.0	15.85	AV	66.00	200	Vertical	Pass
3	4899.883	50.44	74.0	23.56	Peak	128.00	200	Vertical	Pass
3**	4899.883	39.76	54.0	14.24	AV	128.00	200	Vertical	Pass
4	7327.314	51.41	74.0	22.59	Peak	28.00	200	Vertical	Pass
4**	7327.314	42.75	54.0	11.25	AV	28.00	200	Vertical	Pass
5	12488.097	51.04	74.0	22.96	Peak	297.00	300	Vertical	Pass
5**	12488.097	43.77	54.0	10.23	AV	297.00	300	Vertical	Pass
6	15693.700	54.11	74.0	19.89	Peak	12.00	100	Vertical	Pass
6**	15693.700	46.12	54.0	7.88	AV	12.00	100	Vertical	Pass

11ax80(SU), U-NII-7, 1 GHz to 18 GHz, High Channel, ANT H

No.	Frequency (MHz)	Results (dBuV/m)	Limit (dBuV/m)	Margin (dB)	Detector	Table (Degree)	Height (cm)	Antenna	Verdict
1	2094.974	41.04	88.2	47.16	Peak	315.00	400	Horizontal	Pass
1**	2094.974	29.74	68.2	38.46	AV	315.00	400	Horizontal	Pass
2	4808.868	46.76	74.0	27.24	Peak	237.00	200	Horizontal	Pass
2**	4808.868	38.82	54.0	15.18	AV	237.00	200	Horizontal	Pass
3	4904.102	49.33	74.0	24.67	Peak	317.00	200	Horizontal	Pass
3**	4904.102	39.14	54.0	14.86	AV	317.00	200	Horizontal	Pass
4	7957.030	56.90	88.2	31.30	Peak	262.00	200	Horizontal	Pass
4**	7957.030	45.71	68.2	22.49	AV	262.00	200	Horizontal	Pass
5	14443.200	52.42	88.2	35.78	Peak	215.00	100	Horizontal	Pass
5**	14443.200	44.96	68.2	23.24	AV	215.00	100	Horizontal	Pass
6	17435.042	54.76	88.2	33.44	Peak	15.00	400	Horizontal	Pass
6**	17435.042	48.45	68.2	19.75	AV	15.00	400	Horizontal	Pass

11ax80(SU), U-NII-7, 1 GHz to 18 GHz, High Channel, ANT V

No.	Frequency (MHz)	Results (dBuV/m)	Limit (dBuV/m)	Margin (dB)	Detector	Table (Degree)	Height (cm)	Antenna	Verdict
1	1527.199	37.00	74.0	37.00	Peak	252.00	400	Vertical	Pass
1**	1527.199	28.05	54.0	25.95	AV	252.00	400	Vertical	Pass
2	2338.669	45.91	74.0	28.09	Peak	233.00	300	Vertical	Pass
2**	2338.669	36.75	54.0	17.25	AV	233.00	300	Vertical	Pass
3	4898.247	50.96	74.0	23.04	Peak	172.00	200	Vertical	Pass
3**	4898.247	38.74	54.0	15.26	AV	172.00	200	Vertical	Pass
4	7327.979	53.96	74.0	20.04	Peak	176.00	400	Vertical	Pass
4**	7327.979	44.01	54.0	9.99	AV	176.00	400	Vertical	Pass
5	12490.017	50.76	74.0	23.24	Peak	110.00	200	Vertical	Pass
5**	12490.017	44.13	54.0	9.87	AV	110.00	200	Vertical	Pass
6	15695.120	50.89	74.0	23.11	Peak	164.00	400	Vertical	Pass
6**	15695.120	42.89	54.0	11.11	AV	164.00	400	Vertical	Pass

11ax160(SU), U-NII-7, 1 GHz to 18 GHz, Middle Channel, ANT H

No.	Frequency (MHz)	Results (dBuV/m)	Limit (dBuV/m)	Margin (dB)	Detector	Table (Degree)	Height (cm)	Antenna	Verdict
1	2097.871	42.24	88.2	45.96	Peak	95.00	400	Horizontal	Pass
1**	2097.871	32.13	68.2	36.07	AV	95.00	400	Horizontal	Pass
2	4809.305	51.32	74.0	22.68	Peak	127.00	100	Horizontal	Pass
2**	4809.305	42.29	54.0	11.71	AV	127.00	100	Horizontal	Pass
3	4903.002	47.58	74.0	26.42	Peak	98.00	200	Horizontal	Pass
3**	4903.002	37.72	54.0	16.28	AV	98.00	200	Horizontal	Pass
4	7954.652	55.92	88.2	32.28	Peak	8.00	300	Horizontal	Pass
4**	7954.652	42.73	68.2	25.47	AV	8.00	300	Horizontal	Pass
5	14443.414	53.03	88.2	35.17	Peak	26.00	100	Horizontal	Pass
5**	14443.414	43.95	68.2	24.25	AV	26.00	100	Horizontal	Pass
6	17430.598	53.27	88.2	34.93	Peak	5.00	200	Horizontal	Pass
6**	17430.598	45.69	68.2	22.51	AV	5.00	200	Horizontal	Pass

11ax160(SU), U-NII-7, 1 GHz to 18 GHz, Middle Channel, ANT V

No.	Frequency (MHz)	Results (dBuV/m)	Limit (dBuV/m)	Margin (dB)	Detector	Table (Degree)	Height (cm)	Antenna	Verdict
1	1532.099	40.73	74.0	33.27	Peak	124.00	100	Vertical	Pass
1**	1532.099	27.26	54.0	26.74	AV	124.00	100	Vertical	Pass
2	2333.463	45.34	74.0	28.66	Peak	218.00	200	Vertical	Pass
2**	2333.463	37.85	54.0	16.15	AV	218.00	200	Vertical	Pass
3	4897.014	50.74	74.0	23.26	Peak	136.00	200	Vertical	Pass
3**	4897.014	39.67	54.0	14.33	AV	136.00	200	Vertical	Pass
4	7325.629	55.48	74.0	18.52	Peak	214.00	200	Vertical	Pass
4**	7325.629	41.87	54.0	12.13	AV	214.00	200	Vertical	Pass
5	12484.829	52.23	74.0	21.77	Peak	63.00	400	Vertical	Pass
5**	12484.829	41.44	54.0	12.56	AV	63.00	400	Vertical	Pass
6	15691.424	56.07	74.0	17.93	Peak	88.00	200	Vertical	Pass
6**	15691.424	43.43	54.0	10.57	AV	88.00	200	Vertical	Pass

A.5.2 Band Edge (Restricted-band)

Indoor-Client

Test Band	Mode	Channel	Verdict
U-NII-5	802.11ax(HE20)(SU)	Low	Pass
	802.11ax(HE40)(SU)	Low	Pass
	802.11ax(HE80)(SU)	Low	Pass
	802.11ax(HE160)(SU)	Low	Pass
	802.11ax(HE20)(RU26)	Low	Pass
	802.11ax(HE40)(RU26)	Low	Pass
	802.11ax(HE80)(RU26)	Low	Pass
	802.11ax(HE160)(RU26)	Low	Pass
U-NII-8	802.11ax(HE20)(SU)	High	Pass
	802.11ax(HE40)(SU)	High	Pass
	802.11ax(HE80)(SU)	High	Pass
	802.11ax(HE160)(SU)	High	Pass
	802.11ax(HE20)(RU26)	High	Pass
	802.11ax(HE40)(RU26)	High	Pass
	802.11ax(HE80)(RU26)	High	Pass
	802.11ax(HE160)(RU26)	High	Pass

Standard-Client

Test Band	Mode	Channel	Verdict
U-NII-5	802.11ax(HE20)(SU)	Low	Pass
	802.11ax(HE40)(SU)	Low	Pass
	802.11ax(HE80)(SU)	Low	Pass
	802.11ax(HE160)(SU)	Low	Pass
	802.11ax(HE20)(RU26)	Low	Pass
	802.11ax(HE40)(RU26)	Low	Pass
	802.11ax(HE80)(RU26)	Low	Pass
	802.11ax(HE160)(RU26)	Low	Pass
U-NII-7	802.11ax(HE20)(SU)	High	Pass
	802.11ax(HE40)(SU)	High	Pass
	802.11ax(HE80)(SU)	High	Pass
	802.11ax(HE160)(SU)	High	Pass
	802.11ax(HE20)(RU26)	High	Pass
	802.11ax(HE40)(RU26)	High	Pass
	802.11ax(HE80)(RU26)	High	Pass
	802.11ax(HE160)(RU26)	High	Pass

Note [1]: All antenna were pre tested, but only the worst case has been reported in this report.

Note [2]: All the configurations were pre tested, only the worst configuration has been reported in this report.

Test Data

Indoor-Client

SISO- Antenna 8

U-NII-5 11ax20(SU) Low Channel

No.	Frequency (MHz)	Results (dBuV/m)	Limit (dBuV/m)	Margin (dB)	Detector	Table (Degree)	Height (cm)	Antenna	Verdict
1	5911.676	58.66	88.2	29.54	Peak	97.00	100	Horizontal	Pass
1**	5911.676	45.8	68.2	22.40	AV	97.00	100	Horizontal	Pass
2	5150.000	52.33	88.2	35.87	Peak	360.00	300	Horizontal	Pass
2**	5150.000	44.86	68.2	23.34	AV	360.00	300	Horizontal	Pass

U-NII-5 11ax40(SU) Low Channel

No.	Frequency (MHz)	Results (dBuV/m)	Limit (dBuV/m)	Margin (dB)	Detector	Table (Degree)	Height (cm)	Antenna	Verdict
1	5912.930	55.69	88.2	32.51	Peak	132.00	100	Horizontal	Pass
1**	5912.930	45.91	68.2	22.29	AV	132.00	100	Horizontal	Pass
2	5150.000	55.27	88.2	32.93	Peak	187.00	100	Horizontal	Pass
2**	5150.000	46.15	68.2	22.05	AV	187.00	100	Horizontal	Pass

U-NII-5 11ax80(SU) Low Channel

No.	Frequency (MHz)	Results (dBuV/m)	Limit (dBuV/m)	Margin (dB)	Detector	Table (Degree)	Height (cm)	Antenna	Verdict
1	5911.922	58.68	88.2	29.52	Peak	226.00	300	Horizontal	Pass
1**	5911.922	46.54	68.2	21.66	AV	226.00	300	Horizontal	Pass
2	5925.000	54.57	88.2	33.63	Peak	266.00	100	Horizontal	Pass
2**	5925.000	45.66	68.2	22.54	AV	266.00	100	Horizontal	Pass

U-NII-5 11ax160(SU) Low Channel

No.	Frequency (MHz)	Results (dBuV/m)	Limit (dBuV/m)	Margin (dB)	Detector	Table (Degree)	Height (cm)	Antenna	Verdict
1	5912.841	57.99	88.2	30.21	Peak	201.00	200	Horizontal	Pass
1**	5912.841	46.58	68.2	21.62	AV	201.00	200	Horizontal	Pass
2	5925.000	54.13	88.2	34.07	Peak	202.00	200	Horizontal	Pass
2**	5925.000	44.9	68.2	23.30	AV	202.00	200	Horizontal	Pass

U-NII-5 11ax20(RU26) Low Channel

No.	Frequency (MHz)	Results (dBuV/m)	Limit (dBuV/m)	Margin (dB)	Detector	Table (Degree)	Height (cm)	Antenna	Verdict
1	5913.688	55.11	88.2	33.09	Peak	287.00	300	Horizontal	Pass
1**	5913.688	45.36	68.2	22.84	AV	287.00	300	Horizontal	Pass
2	5925.000	52.45	88.2	35.75	Peak	91.00	200	Horizontal	Pass
2**	5925.000	45.8	68.2	22.40	AV	91.00	200	Horizontal	Pass

U-NII-5 11ax40(RU26) Low Channel

No.	Frequency (MHz)	Results (dBuV/m)	Limit (dBuV/m)	Margin (dB)	Detector	Table (Degree)	Height (cm)	Antenna	Verdict
1	5911.947	57.89	88.2	30.31	Peak	85.00	200	Horizontal	Pass
1**	5911.947	46.67	68.2	21.53	AV	85.00	200	Horizontal	Pass
2	5925.000	52.63	88.2	35.57	Peak	259.00	300	Horizontal	Pass
2**	5925.000	44.86	68.2	23.34	AV	259.00	300	Horizontal	Pass

U-NII-5 11ax80(RU26) Low Channel

No.	Frequency (MHz)	Results (dBuV/m)	Limit (dBuV/m)	Margin (dB)	Detector	Table (Degree)	Height (cm)	Antenna	Verdict
1	5913.429	58.39	88.2	29.81	Peak	10.00	200	Horizontal	Pass
1**	5913.429	44.34	68.2	23.86	AV	10.00	200	Horizontal	Pass
2	5925.000	55.5	88.2	32.70	Peak	301.00	300	Horizontal	Pass
2**	5925.000	45.41	68.2	22.79	AV	301.00	300	Horizontal	Pass

U-NII-5 11ax160(RU26) Low Channel

No.	Frequency (MHz)	Results (dBuV/m)	Limit (dBuV/m)	Margin (dB)	Detector	Table (Degree)	Height (cm)	Antenna	Verdict
1	5913.225	57.41	88.2	30.79	Peak	47.00	100	Horizontal	Pass
1**	5913.225	44.5	68.2	23.70	AV	47.00	100	Horizontal	Pass
2	5925.000	55.81	88.2	32.39	Peak	294.00	200	Horizontal	Pass
2**	5925.000	46.63	68.2	21.57	AV	294.00	200	Horizontal	Pass

U-NII-8 11ax20(SU) High Channel

No.	Frequency (MHz)	Results (dBuV/m)	Limit (dBuV/m)	Margin (dB)	Detector	Table (Degree)	Height (cm)	Antenna	Verdict
1	7125.000	55.69	88.2	32.51	Peak	76.00	200	Horizontal	Pass
1**	7125.000	46.93	68.2	21.27	AV	76.00	200	Horizontal	Pass
2	7202.277	56.93	88.2	31.27	Peak	181.00	200	Horizontal	Pass
2**	7203.374	47.51	68.2	20.69	AV	181.00	200	Horizontal	Pass

U-NII-8 11ax40(SU) High Channel

No.	Frequency (MHz)	Results (dBuV/m)	Limit (dBuV/m)	Margin (dB)	Detector	Table (Degree)	Height (cm)	Antenna	Verdict
1	7125.000	55.1	88.2	33.10	Peak	42.00	100	Horizontal	Pass
1**	7125.000	45.91	68.2	22.29	AV	42.00	100	Horizontal	Pass
2	7200.409	58.22	88.2	29.98	Peak	32.00	200	Horizontal	Pass
2**	7203.321	46.06	68.2	22.14	AV	32.00	200	Horizontal	Pass

U-NII-8 11ax80(SU) High Channel

No.	Frequency (MHz)	Results (dBuV/m)	Limit (dBuV/m)	Margin (dB)	Detector	Table (Degree)	Height (cm)	Antenna	Verdict
1	7125.000	54.84	88.2	33.36	Peak	242.00	100	Horizontal	Pass
1**	7125.000	46.9	68.2	21.30	AV	242.00	100	Horizontal	Pass
2	7198.813	60.14	88.2	28.06	Peak	33.00	300	Horizontal	Pass
2**	7201.987	48.09	68.2	20.11	AV	33.00	300	Horizontal	Pass

U-NII-8 11ax160(SU) High Channel

No.	Frequency (MHz)	Results (dBuV/m)	Limit (dBuV/m)	Margin (dB)	Detector	Table (Degree)	Height (cm)	Antenna	Verdict
1	7125.000	57.88	88.2	30.32	Peak	217.00	200	Horizontal	Pass
1**	7125.000	44.68	68.2	23.52	AV	217.00	200	Horizontal	Pass
2	7197.661	57.31	88.2	30.89	Peak	305.00	200	Horizontal	Pass
2**	7201.035	45.95	68.2	22.25	AV	305.00	200	Horizontal	Pass

U-NII-8 11ax20(RU26) High Channel

No.	Frequency (MHz)	Results (dBuV/m)	Limit (dBuV/m)	Margin (dB)	Detector	Table (Degree)	Height (cm)	Antenna	Verdict
1	7125.000	55.23	88.2	32.97	Peak	75.00	300	Horizontal	Pass
1**	7125.000	47.32	68.2	20.88	AV	75.00	300	Horizontal	Pass
2	7203.729	58.14	88.2	30.06	Peak	96.00	300	Horizontal	Pass
2**	7204.030	47.83	68.2	20.37	AV	96.00	300	Horizontal	Pass

U-NII-8 11ax40(RU26) High Channel

No.	Frequency (MHz)	Results (dBuV/m)	Limit (dBuV/m)	Margin (dB)	Detector	Table (Degree)	Height (cm)	Antenna	Verdict
1	7125.000	57.37	88.2	30.83	Peak	106.00	100	Horizontal	Pass
1**	7125.000	44.08	68.2	24.12	AV	106.00	100	Horizontal	Pass
2	7201.052	57.22	88.2	30.98	Peak	67.00	200	Horizontal	Pass
2**	7202.237	44.81	68.2	23.39	AV	67.00	200	Horizontal	Pass

U-NII-8 11ax80(RU26) High Channel

No.	Frequency (MHz)	Results (dBuV/m)	Limit (dBuV/m)	Margin (dB)	Detector	Table (Degree)	Height (cm)	Antenna	Verdict
1	7125.000	58.09	88.2	30.11	Peak	217.00	200	Horizontal	Pass
1**	7125.000	47.31	68.2	20.89	AV	217.00	200	Horizontal	Pass
2	7198.960	60.52	88.2	27.68	Peak	287.00	100	Horizontal	Pass
2**	7200.869	45.53	68.2	22.67	AV	287.00	100	Horizontal	Pass

U-NII-8 11ax160(RU26) High Channel

No.	Frequency (MHz)	Results (dBuV/m)	Limit (dBuV/m)	Margin (dB)	Detector	Table (Degree)	Height (cm)	Antenna	Verdict
1	7125.000	56.01	88.2	32.19	Peak	146.00	200	Horizontal	Pass
1**	7125.000	44.03	68.2	24.17	AV	146.00	200	Horizontal	Pass
2	7198.443	56.86	88.2	31.34	Peak	348.00	200	Horizontal	Pass
2**	7200.316	46.58	68.2	21.62	AV	348.00	200	Horizontal	Pass

Standard-Client

SISO- Antenna 8

U-NII-5 11ax20(SU) Low Channel

No.	Frequency (MHz)	Results (dBuV/m)	Limit (dBuV/m)	Margin (dB)	Detector	Table (Degree)	Height (cm)	Antenna	Verdict
1	5913.646	55.86	88.2	32.34	Peak	75.00	300	Horizontal	Pass
1**	5913.646	43.65	68.2	24.55	AV	75.00	300	Horizontal	Pass
2	5150.000	53.8	88.2	34.40	Peak	360.00	300	Horizontal	Pass
2**	5150.000	43.88	68.2	24.32	AV	360.00	300	Horizontal	Pass

U-NII-5 11ax40(SU) Low Channel

No.	Frequency (MHz)	Results (dBuV/m)	Limit (dBuV/m)	Margin (dB)	Detector	Table (Degree)	Height (cm)	Antenna	Verdict
1	5913.783	58.17	88.2	30.03	Peak	101.00	300	Horizontal	Pass
1**	5913.783	46.13	68.2	22.07	AV	101.00	300	Horizontal	Pass
2	5150.000	55.89	88.2	32.31	Peak	43.00	300	Horizontal	Pass
2**	5150.000	45.93	68.2	22.27	AV	43.00	300	Horizontal	Pass

U-NII-5 11ax80(SU) Low Channel

No.	Frequency (MHz)	Results (dBuV/m)	Limit (dBuV/m)	Margin (dB)	Detector	Table (Degree)	Height (cm)	Antenna	Verdict
1	5913.762	57.68	88.2	30.52	Peak	330.00	200	Horizontal	Pass
1**	5913.762	44.21	68.2	23.99	AV	330.00	200	Horizontal	Pass
2	5150.000	54.01	88.2	34.19	Peak	244.00	200	Horizontal	Pass
2**	5150.000	45.87	68.2	22.33	AV	244.00	200	Horizontal	Pass

U-NII-5 11ax160(SU) Low Channel

No.	Frequency (MHz)	Results (dBuV/m)	Limit (dBuV/m)	Margin (dB)	Detector	Table (Degree)	Height (cm)	Antenna	Verdict
1	5913.368	55.7	88.2	32.50	Peak	48.00	100	Horizontal	Pass
1**	5913.368	43.81	68.2	24.39	AV	48.00	100	Horizontal	Pass
2	5150.000	54.2	88.2	34.00	Peak	305.00	300	Horizontal	Pass
2**	5150.000	46.77	68.2	21.43	AV	305.00	300	Horizontal	Pass

U-NII-5 11ax20(RU26) Low Channel

No.	Frequency (MHz)	Results (dBuV/m)	Limit (dBuV/m)	Margin (dB)	Detector	Table (Degree)	Height (cm)	Antenna	Verdict
1	5914.192	57.98	88.2	30.22	Peak	294.00	100	Horizontal	Pass
1**	5914.192	47.18	68.2	21.02	AV	294.00	100	Horizontal	Pass
2	5925.000	55.85	88.2	32.35	Peak	47.00	300	Horizontal	Pass
2**	5925.000	45.45	68.2	22.75	AV	47.00	300	Horizontal	Pass

U-NII-5 11ax40(RU26) Low Channel

No.	Frequency (MHz)	Results (dBuV/m)	Limit (dBuV/m)	Margin (dB)	Detector	Table (Degree)	Height (cm)	Antenna	Verdict
1	5913.601	55.58	88.2	32.62	Peak	235.00	200	Horizontal	Pass
1**	5913.601	45.81	68.2	22.39	AV	235.00	200	Horizontal	Pass
2	5925.000	52.82	88.2	35.38	Peak	138.00	100	Horizontal	Pass
2**	5925.000	44.42	68.2	23.78	AV	138.00	100	Horizontal	Pass

U-NII-5 11ax80(RU26) Low Channel

No.	Frequency (MHz)	Results (dBuV/m)	Limit (dBuV/m)	Margin (dB)	Detector	Table (Degree)	Height (cm)	Antenna	Verdict
1	5913.097	58.58	88.2	29.62	Peak	107.00	100	Horizontal	Pass
1**	5913.097	45.11	68.2	23.09	AV	107.00	100	Horizontal	Pass
2	5925.000	52.91	88.2	35.29	Peak	23.00	300	Horizontal	Pass
2**	5925.000	46.3	68.2	21.90	AV	23.00	300	Horizontal	Pass

U-NII-5 11ax160(RU26) Low Channel

No.	Frequency (MHz)	Results (dBuV/m)	Limit (dBuV/m)	Margin (dB)	Detector	Table (Degree)	Height (cm)	Antenna	Verdict
1	5913.946	57.95	88.2	30.25	Peak	138.00	300	Horizontal	Pass
1**	5913.946	46.84	68.2	21.36	AV	138.00	300	Horizontal	Pass
2	5925.000	55.96	88.2	32.24	Peak	281.00	300	Horizontal	Pass
2**	5925.000	44.65	68.2	23.55	AV	281.00	300	Horizontal	Pass

U-NII-7 11ax20(SU) High Channel

No.	Frequency (MHz)	Results (dBuV/m)	Limit (dBuV/m)	Margin (dB)	Detector	Table (Degree)	Height (cm)	Antenna	Verdict
1	7125.000	57.71	88.2	30.49	Peak	234.00	100	Horizontal	Pass
1**	7125.000	46.68	68.2	21.52	AV	234.00	100	Horizontal	Pass
2	7202.573	60.43	88.2	27.77	Peak	219.00	100	Horizontal	Pass
2**	7204.418	46.04	68.2	22.16	AV	219.00	100	Horizontal	Pass

U-NII-7 11ax40(SU) High Channel

No.	Frequency (MHz)	Results (dBuV/m)	Limit (dBuV/m)	Margin (dB)	Detector	Table (Degree)	Height (cm)	Antenna	Verdict
1	7125.000	54.66	88.2	33.54	Peak	42.00	200	Horizontal	Pass
1**	7125.000	47.08	68.2	21.12	AV	42.00	200	Horizontal	Pass
2	7200.586	58.46	88.2	29.74	Peak	98.00	300	Horizontal	Pass
2**	7203.787	45.08	68.2	23.12	AV	98.00	300	Horizontal	Pass

U-NII-7 11ax80(SU) High Channel

No.	Frequency (MHz)	Results (dBuV/m)	Limit (dBuV/m)	Margin (dB)	Detector	Table (Degree)	Height (cm)	Antenna	Verdict
1	7125.000	54.8	88.2	33.40	Peak	28.00	100	Horizontal	Pass
1**	7125.000	46.96	68.2	21.24	AV	28.00	100	Horizontal	Pass
2	7198.191	56.55	88.2	31.65	Peak	108.00	100	Horizontal	Pass
2**	7200.968	48.28	68.2	19.92	AV	108.00	100	Horizontal	Pass

U-NII-7 11ax160(SU) High Channel

No.	Frequency (MHz)	Results (dBuV/m)	Limit (dBuV/m)	Margin (dB)	Detector	Table (Degree)	Height (cm)	Antenna	Verdict
1	7125.000	55.13	88.2	33.07	Peak	112.00	200	Horizontal	Pass
1**	7125.000	44.05	68.2	24.15	AV	112.00	200	Horizontal	Pass
2	7197.927	59.22	88.2	28.98	Peak	49.00	300	Horizontal	Pass
2**	7200.218	47.49	68.2	20.71	AV	49.00	300	Horizontal	Pass

U-NII-7 11ax20(RU26) High Channel

No.	Frequency (MHz)	Results (dBuV/m)	Limit (dBuV/m)	Margin (dB)	Detector	Table (Degree)	Height (cm)	Antenna	Verdict
1	7125.000	58.17	88.2	30.03	Peak	225.00	200	Horizontal	Pass
1**	7125.000	46.13	68.2	22.07	AV	225.00	200	Horizontal	Pass
2	7202.473	57.1	88.2	31.10	Peak	113.00	100	Horizontal	Pass
2**	7204.191	48.16	68.2	20.04	AV	113.00	100	Horizontal	Pass

U-NII-7 11ax40(RU26) High Channel

No.	Frequency (MHz)	Results (dBuV/m)	Limit (dBuV/m)	Margin (dB)	Detector	Table (Degree)	Height (cm)	Antenna	Verdict
1	7125.000	56.53	88.2	31.67	Peak	358.00	200	Horizontal	Pass
1**	7125.000	45.72	68.2	22.48	AV	358.00	200	Horizontal	Pass
2	7200.930	58.45	88.2	29.75	Peak	160.00	100	Horizontal	Pass
2**	7204.060	45.55	68.2	22.65	AV	160.00	100	Horizontal	Pass

U-NII-7 11ax80(RU26) High Channel

No.	Frequency (MHz)	Results (dBuV/m)	Limit (dBuV/m)	Margin (dB)	Detector	Table (Degree)	Height (cm)	Antenna	Verdict
1	7125.000	58.15	88.2	30.05	Peak	279.00	200	Horizontal	Pass
1**	7125.000	45.64	68.2	22.56	AV	279.00	200	Horizontal	Pass
2	7198.584	58.64	88.2	29.56	Peak	272.00	100	Horizontal	Pass
2**	7201.616	47.84	68.2	20.36	AV	272.00	100	Horizontal	Pass

U-NII-7 11ax160(RU26) High Channel

No.	Frequency (MHz)	Results (dBuV/m)	Limit (dBuV/m)	Margin (dB)	Detector	Table (Degree)	Height (cm)	Antenna	Verdict
1	7125.000	56.65	88.2	31.55	Peak	295.00	200	Horizontal	Pass
1**	7125.000	45.84	68.2	22.36	AV	295.00	200	Horizontal	Pass
2	7198.435	58.04	88.2	30.16	Peak	133.00	100	Horizontal	Pass
2**	7200.688	45.28	68.2	22.92	AV	133.00	100	Horizontal	Pass

A.6 Contention Based Protocol

Interference Signals used for Tests

Interference Signals Type	Bandwidth (MHz)
AWGN	10

Regulated Threshold Level

Test Method	Interference threshold level
☒ Conducted ☐ Radiation	The Regulated Threshold Level = -62 dBm (assumes a 0 dBi receive antenna)

Test Data

U-NII-5 (5925 MHz to 6425 MHz)								
Operation Mode	Channel Number	Channel Frequency (MHz)	AWGN Signal Frequency (MHz)	Injected (AWGN) Power (dBm)	Antenna Gain (dBi)	Adjusted Power[Note2] (dBm)	Detection Limit (dBm)	EUT Tx Status[Note3]
802.11ax (HE20)	37	6135	6135	-69.80	-3.54	-66.26	-62	Ceased
				-70.30	-3.54	-66.76	-62	Minimal
				-82.00	-3.54	-78.46	-62	Normal
802.11ax (HE160)	47	6185	6110	-69.22	-3.54	-65.68	-62	Ceased
				-69.72	-3.54	-66.18	-62	Minimal
				-82.00	-3.54	-78.46	-62	Normal
			6185	-69.30	-3.54	-65.76	-62	Ceased
				-69.80	-3.54	-66.26	-62	Minimal
				-82.00	-3.54	-78.46	-62	Normal
			6260	-68.73	-3.54	-65.19	-62	Ceased
				-69.23	-3.54	-65.69	-62	Minimal
				-82.00	-3.54	-78.46	-62	Normal

Note1: The corrected AWGN power is located at the antenna connection port, so path losses are not considered.
Note2: Adjusted Power (dBm) = Injected (AWGN) Power (dBm) - Antenna Gain (dBi) + Path Loss (dB).
Note3: The AWGN level is reported for the following conditions:
- Ceased: AWGN level at which no transmission is detected, consistently for a minimum period of 10 seconds.
- Minimal: AWGN level at which the system begins to trigger the transmission switch-off, albeit not being kept off consistently.
- Normal: AWGN level at which no impact on the transmission is detected, consistently for a minimum period of 10 seconds.

Contention Based Protocol Detection Rate													
Detection Limit		90%											
Operation Mode	AWGN Signal Frequency (MHz)	#01	#02	#03	#04	#05	#06	#07	#08	#09	#10	Detection Rate	Test Result
802.11ax (HE20)	6135	✓	✓	✓	✓	✓	✓	✓	✓	✓	✓	100%	PASS
802.11ax (HE160)	6110	✓	✓	✓	✓	✓	✓	✓	✓	✓	✓	100%	PASS
	6185	✓	✓	X	✓	✓	✓	✓	✓	✓	✓	90%	PASS
	6260	✓	✓	✓	✓	✓	✓	✓	✓	✓	✓	100%	PASS

Test Plots

Plots of Incumbent signal(AWGN) Level

802.11ax(HE20)-Channel 37

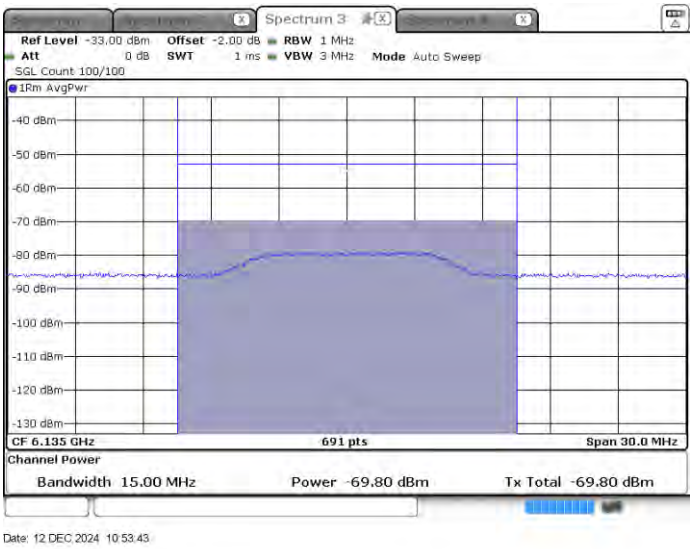

Date: 12 DEC 2024 10:53:43

802.11ax(HE160)-Channel 47 (Low Edge)

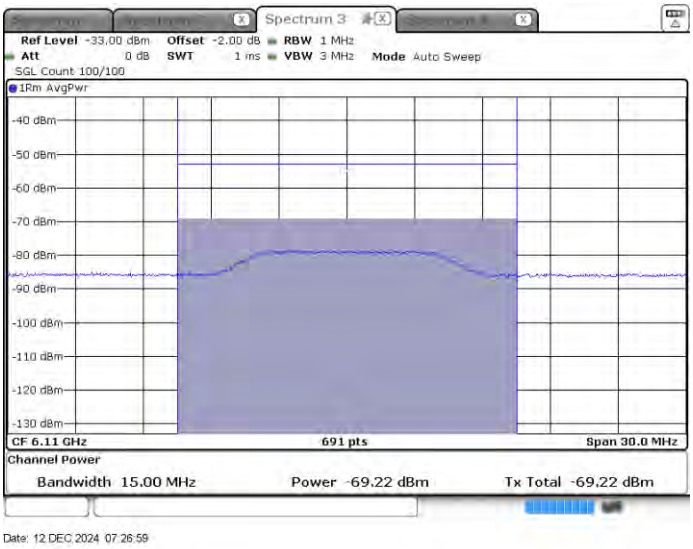

Date: 12 DEC 2024 07:26:59

802.11ax(HE160)-Channel 47 (Middle Edge)

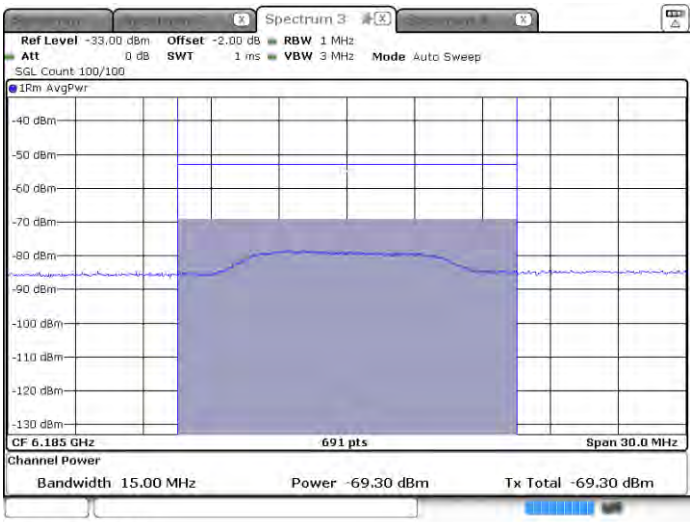

Date: 12 DEC 2024 07:27:52

802.11ax(HE160)-Channel 47 (High Edge)

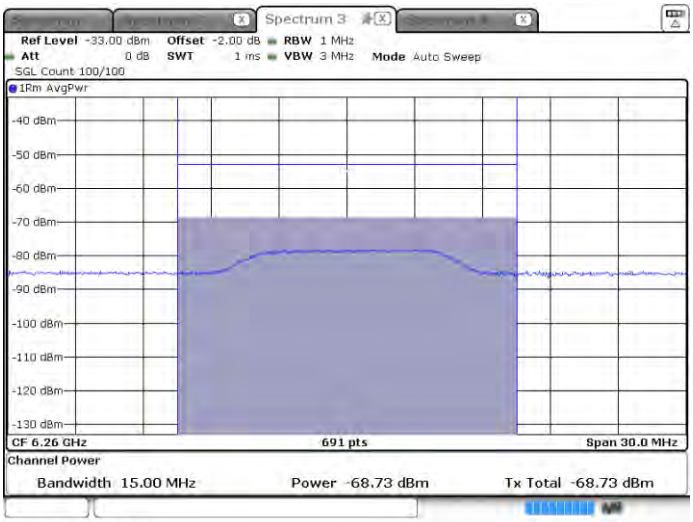

Date: 12 DEC 2024 07:28:59

Plots of EUT Tx waveform

802.11ax(HE20)-Channel 37

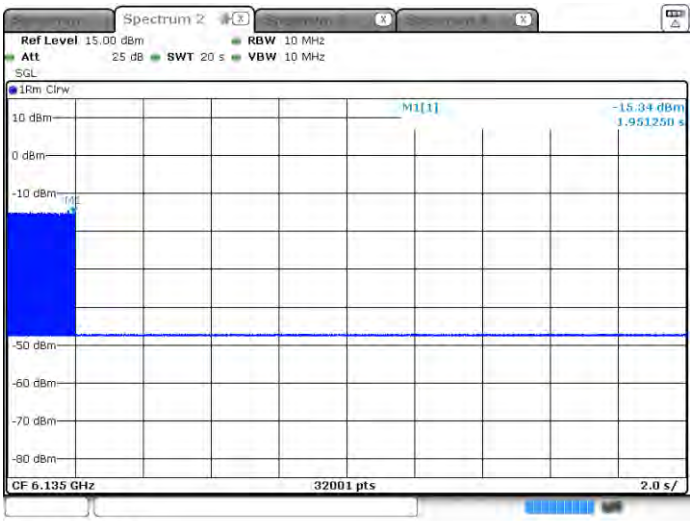

Date: 12 DEC 2024 08:42:08

802.11ax(HE160)-Channel 47 (Low Edge)

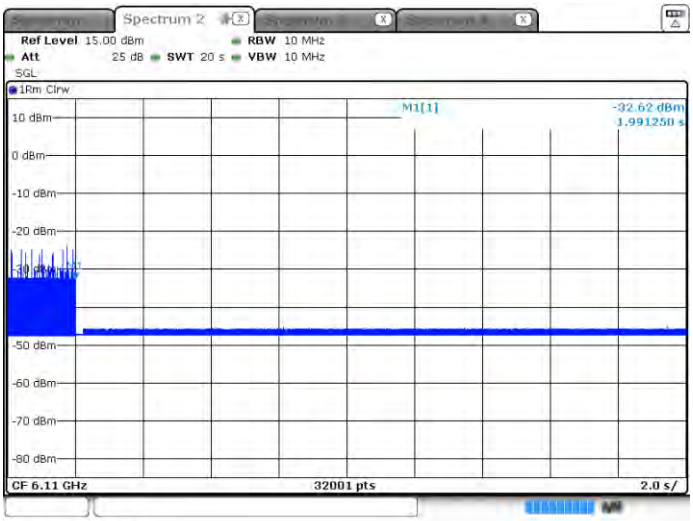

Date: 12 DEC 2024 08:51:17

802.11ax(HE160)-Channel 47 (Middle Edge)

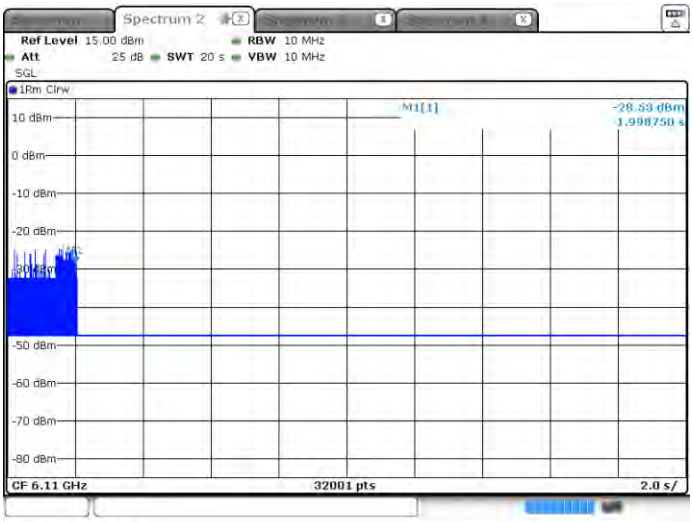

Date: 12 DEC 2024 08:52:28

802.11ax(HE160)-Channel 47 (High Edge)

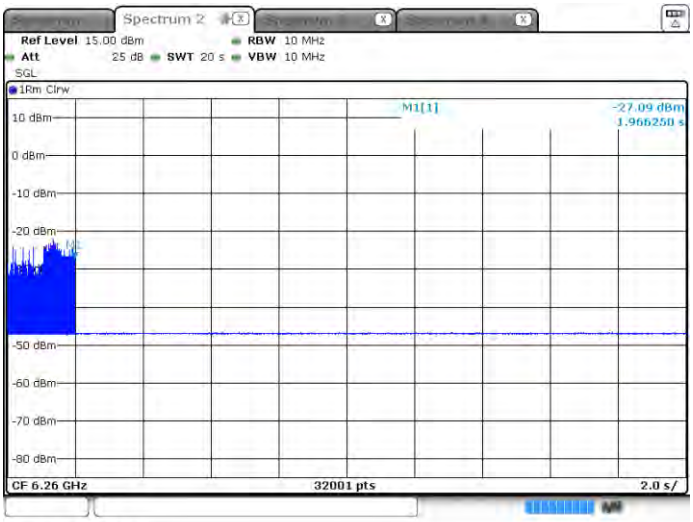

Date: 12 DEC 2024 08:54:34

U-NII-6 (6425 MHz to 6525 MHz)								
Operation Mode	Channel Number	Channel Frequency (MHz)	AWGN Signal Frequency (MHz)	Injected (AWGN) Power (dBm)	Antenna Gain (dBi)	Adjusted Power[Note2] (dBm)	Detection Limit (dBm)	EUT Tx Status[Note3]
802.11ax (HE20)	101	6455	6455	-69.53	-3.62	-65.91	-62	Ceased
				-70.03	-3.62	-66.41	-62	Minimal
				-82.00	-3.62	-78.38	-62	Normal
802.11ax (HE160)	111	6505	6430	-68.78	-3.62	-65.16	-62	Ceased
				-69.28	-3.62	-65.66	-62	Minimal
				-82.00	-3.62	-78.38	-62	Normal
			6505	-69.80	-3.62	-66.18	-62	Ceased
				-70.30	-3.62	-66.68	-62	Minimal
				-82.00	-3.62	-78.38	-62	Normal
			6580	-70.36	-3.62	-66.74	-62	Ceased
				-70.86	-3.62	-67.24	-62	Minimal
				-82.00	-3.62	-78.38	-62	Normal

Note1: The corrected AWGN power is located at the antenna connection port, so path losses are not considered.
Note2: Adjusted Power (dBm) = Injected (AWGN) Power (dBm) - Antenna Gain (dBi) + Path Loss (dB).
Note3: The AWGN level is reported for the following conditions:
- Ceased: AWGN level at which no transmission is detected, consistently for a minimum period of 10 seconds.
- Minimal: AWGN level at which the system begins to trigger the transmission switch-off, albeit not being kept off consistently.
- Normal: AWGN level at which no impact on the transmission is detected, consistently for a minimum period of 10 seconds.

Contention Based Protocol Detection Rate													
Detection Limit		90%											
Operation Mode	AWGN Signal Frequency (MHz)	#01	#02	#03	#04	#05	#06	#07	#08	#09	#10	Detection Rate	Test Result
802.11ax (HE20)	6455	✓	✓	✓	✓	✓	✓	✓	✓	✓	✓	90%	PASS
802.11ax (HE160)	6430	✓	✓	✓	✓	✓	✓	✓	✓	✓	✓	100%	PASS
	6505	✓	✓	✓	✓	✓	✓	✓	X	✓	✓	90%	PASS
	6580	✓	✓	✓	✓	✓	✓	✓	✓	✓	✓	100%	PASS

Test Plots

Plots of Incumbent signal(AWGN) Level

802.11ax(HE20)-Channel 101

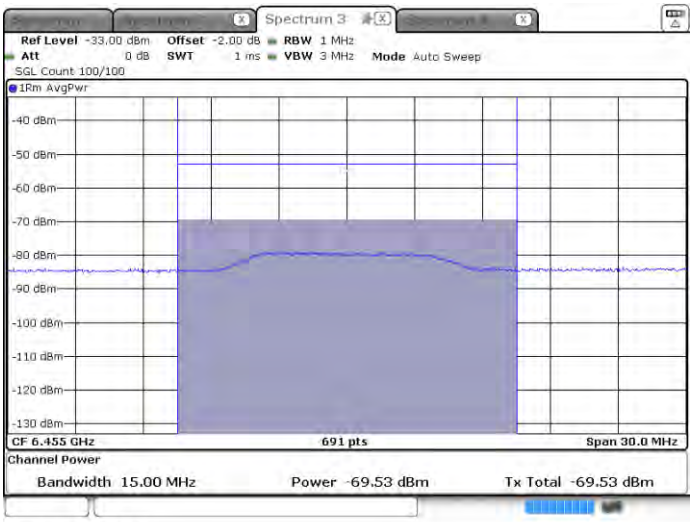

Date: 12.DEC.2024 10:50:47

802.11ax(HE160)-Channel 111 (Low Edge)

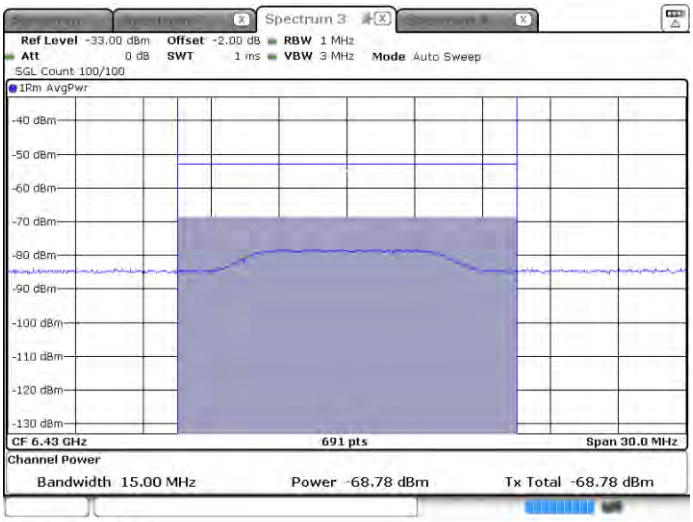

Date: 12.DEC.2024 07:29:41

802.11ax(HE160)-Channel 111 (Middle Edge)

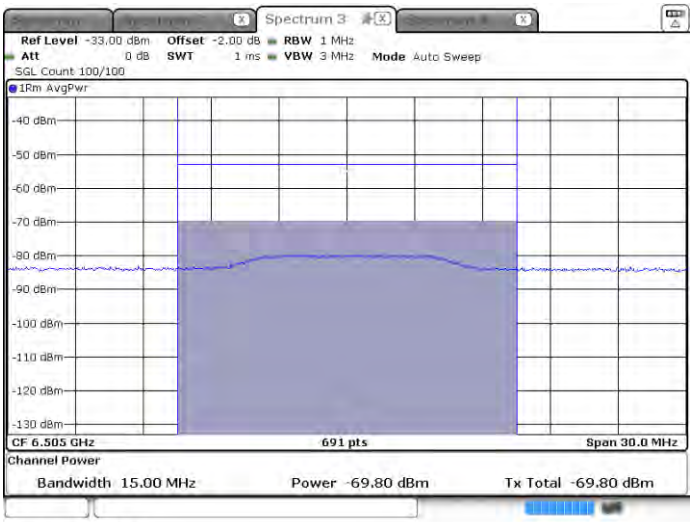

Date: 12.DEC.2024 07:30:10

802.11ax(HE160)-Channel 111 (High Edge)

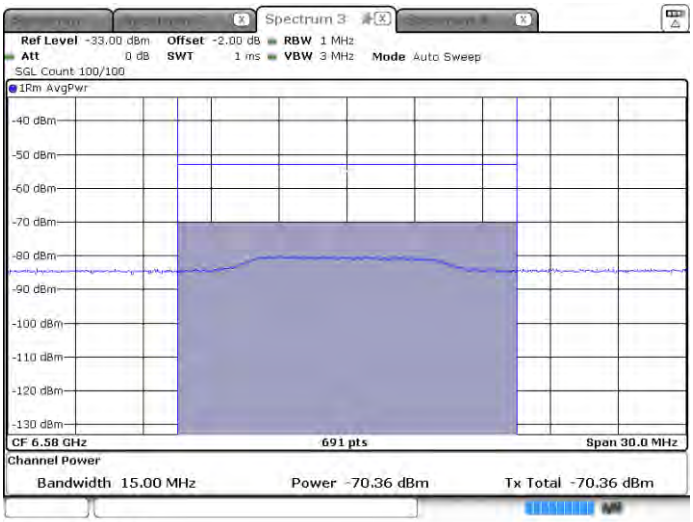

Date: 12.DEC.2024 10:48:07

Plots of EUT Tx waveform

802.11ax(HE20)-Channel 101

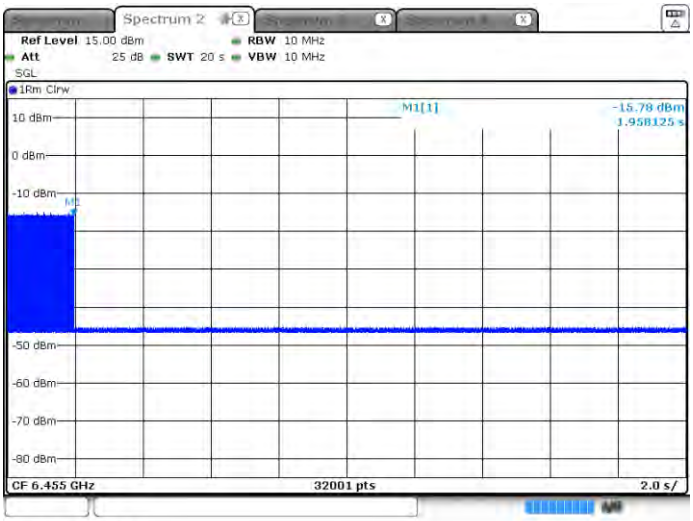

Date: 12 DEC 2024 08:37:15

802.11ax(HE160)-Channel 111 (Low Edge)

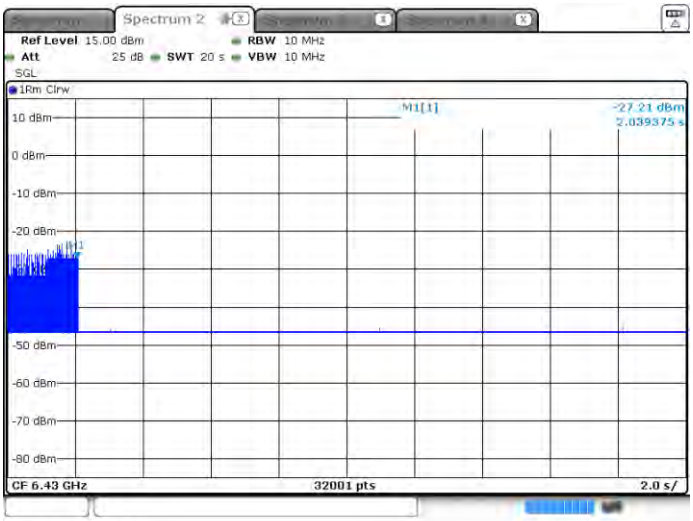

Date: 12 DEC 2024 09:00:53

802.11ax(HE160)-Channel 111 (Middle Edge)

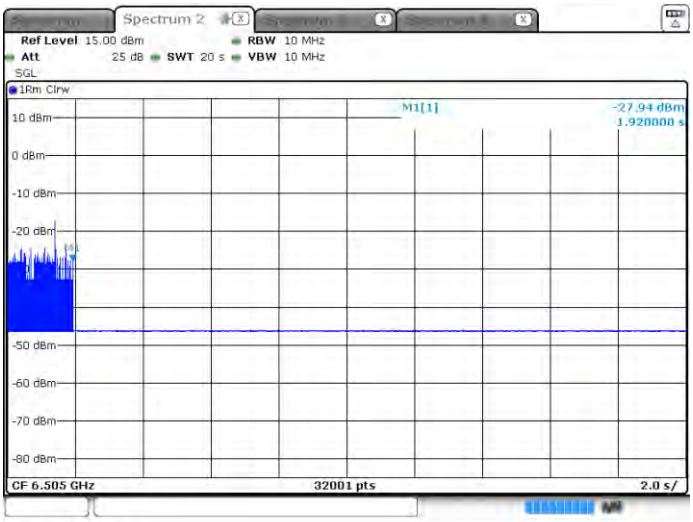

Date: 12 DEC 2024 09:39:08

802.11ax(HE160)-Channel 111 (High Edge)

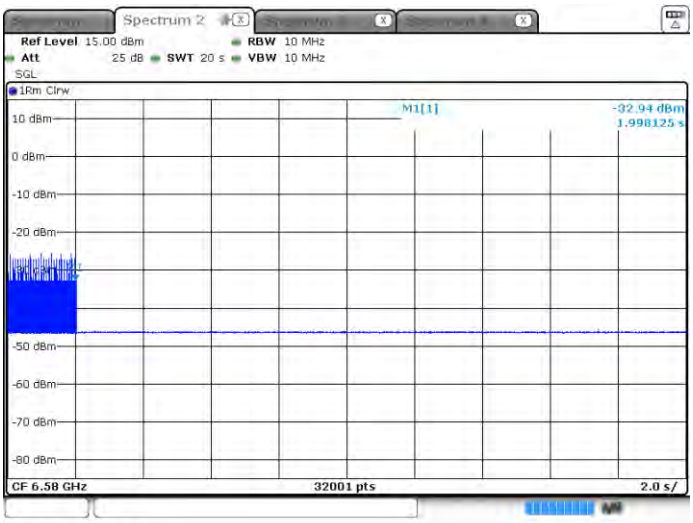

Date: 12 DEC 2024 09:53:36

U-NII-7 (6525 MHz to 6875 MHz)								
Operation Mode	Channel Number	Channel Frequency (MHz)	AWGN Signal Frequency (MHz)	Injected (AWGN) Power (dBm)	Antenna Gain (dBi)	Adjusted Power[Note2] (dBm)	Detection Limit (dBm)	EUT Tx Status[Note3]
802.11ax (HE20)	149	6695	6695	-69.58	-3.72	-65.86	-62	Ceased
				-70.08	-3.72	-66.36	-62	Minimal
				-82.00	-3.72	-78.28	-62	Normal
802.11ax (HE160)	143	6665	6590	-69.28	-3.72	-65.56	-62	Ceased
				-69.78	-3.72	-66.06	-62	Minimal
				-82.00	-3.72	-78.28	-62	Normal
			6665	-68.88	-3.72	-65.16	-62	Ceased
				-69.38	-3.72	-65.66	-62	Minimal
				-82.00	-3.72	-78.28	-62	Normal
			6740	-69.77	-3.72	-66.05	-62	Ceased
				-70.27	-3.72	-66.55	-62	Minimal
				-82.00	-3.72	-78.28	-62	Normal

Note1: The corrected AWGN power is located at the antenna connection port, so path losses are not considered.
Note2: Adjusted Power (dBm) = Injected (AWGN) Power (dBm) - Antenna Gain (dBi) + Path Loss (dB).
Note3: The AWGN level is reported for the following conditions:
- Ceased: AWGN level at which no transmission is detected, consistently for a minimum period of 10 seconds.
- Minimal: AWGN level at which the system begins to trigger the transmission switch-off, albeit not being kept off consistently.
- Normal: AWGN level at which no impact on the transmission is detected, consistently for a minimum period of 10 seconds.

Contention Based Protocol Detection Rate													
Detection Limit		90%											
Operation Mode	AWGN Signal Frequency (MHz)	#01	#02	#03	#04	#05	#06	#07	#08	#09	#10	Detection Rate	Test Result
802.11ax (HE20)	6695	✓	✓	✓	✓	✓	✓	✓	✓	✓	✓	100%	PASS
802.11ax (HE160)	6590	✓	✓	✓	✓	✓	✓	✓	✓	✓	✓	100%	PASS
	6665	✓	✓	✓	✓	✓	✓	✓	✓	✓	✓	100%	PASS
	6740	✓	✓	✓	✓	✓	✓	✓	✓	✓	✓	100%	PASS

Test Plots

Plots of Incumbent signal(AWGN) Level

802.11ax(HE20)-Channel 149

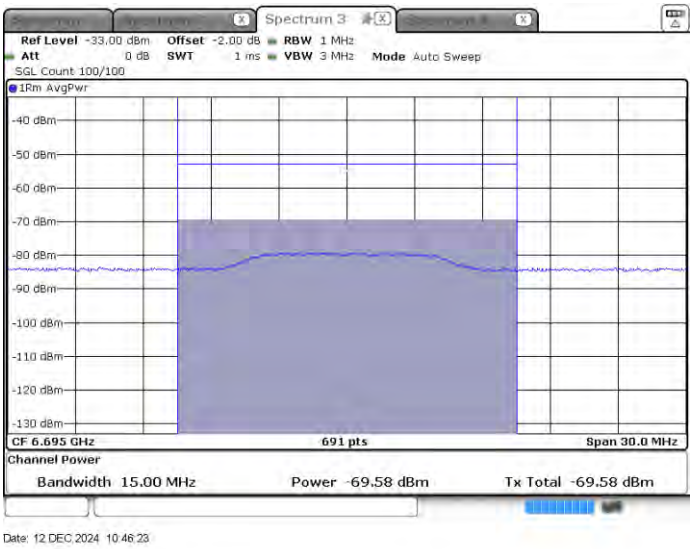

Date: 12 DEC 2024 10:46:23

802.11ax(HE160)-Channel 143 (Low Edge)

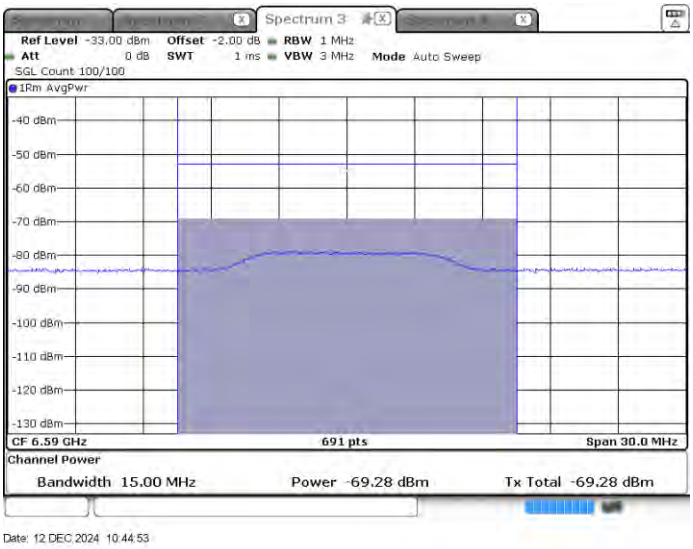

Date: 12 DEC 2024 10:44:53

802.11ax(HE160)-Channel 143 (Middle Edge)

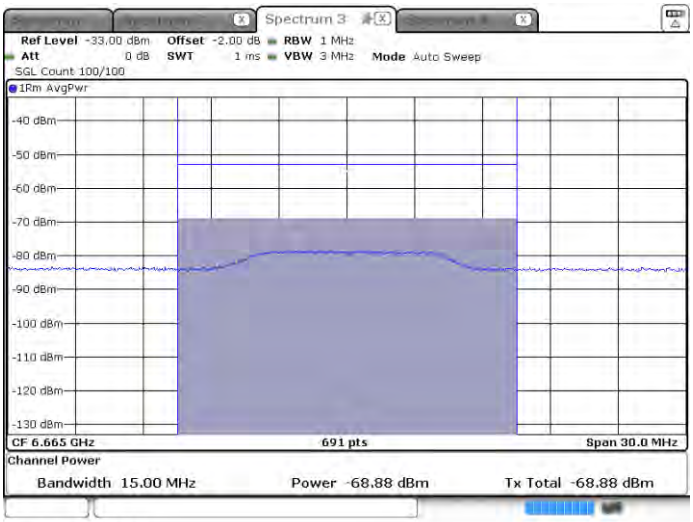

Date: 12 DEC 2024 07:31:04

802.11ax(HE160)-Channel 143 (High Edge)

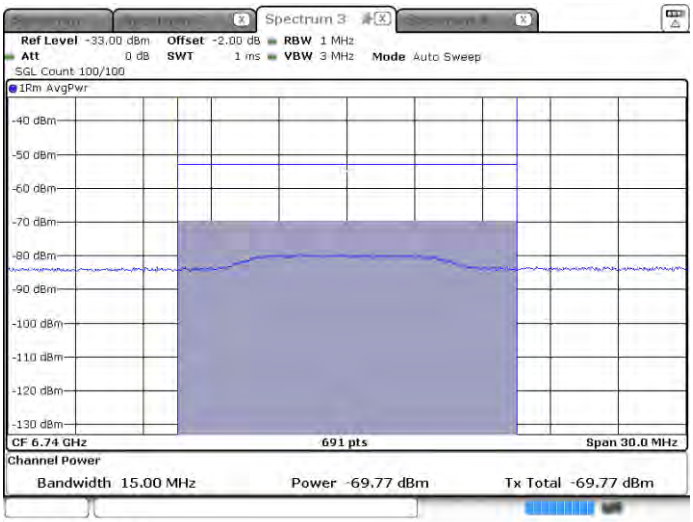

Date: 12 DEC 2024 07:31:42

Plots of EUT Tx waveform

802.11ax(HE20)-Channel 149

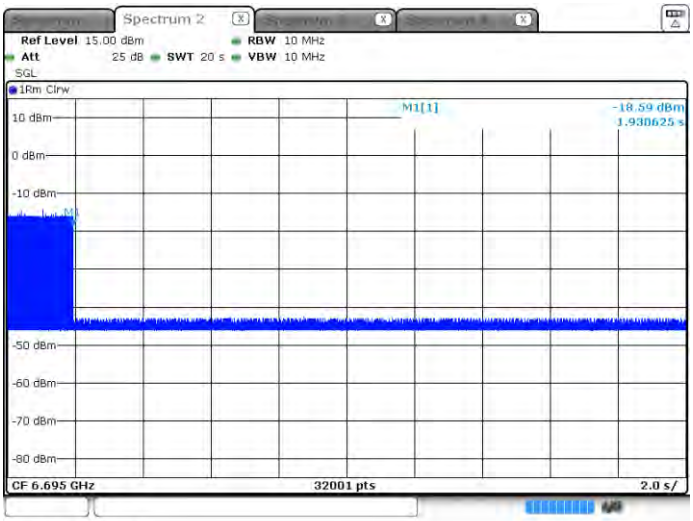

Date: 12 DEC 2024 10:11:29

802.11ax(HE160)-Channel 143 (Low Edge)

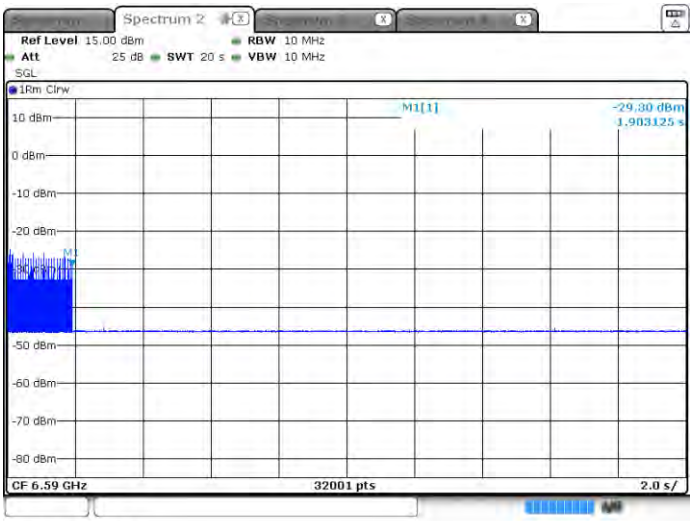

Date: 12 DEC 2024 09:52:20

802.11ax(HE160)-Channel 143 (Middle Edge)

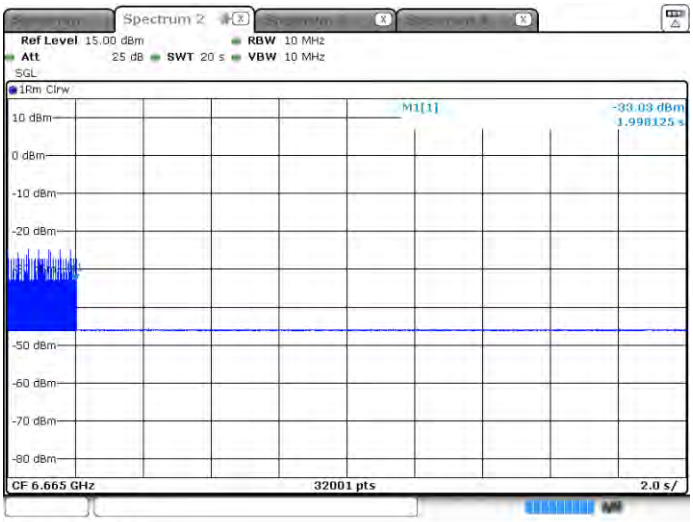

Date: 12 DEC 2024 09:54:54

802.11ax(HE160)-Channel 143 (High Edge)

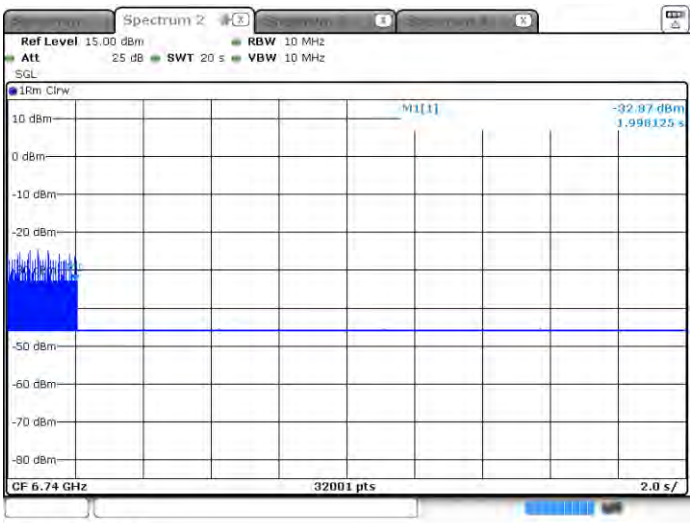

Date: 12 DEC 2024 10:00:26

U-NII-8 (6875 MHz to 7125 MHz)								
Operation Mode	Channel Number	Channel Frequency (MHz)	AWGN Signal Frequency (MHz)	Injected (AWGN) Power (dBm)	Antenna Gain (dBi)	Adjusted Power[Note2] (dBm)	Detection Limit (dBm)	EUT Tx Status[Note3]
802.11ax (HE20)	213	7015	7015	-72.38	-4.06	-68.32	-62	Ceased
				-72.88	-4.06	-68.82	-62	Minimal
				-82.00	-4.06	-77.94	-62	Normal
802.11ax (HE160)	207	6985	6910	-69.13	-4.06	-65.07	-62	Ceased
				-69.63	-4.06	-65.57	-62	Minimal
				-82.00	-4.06	-77.94	-62	Normal
			6985	-69.33	-4.06	-65.27	-62	Ceased
				-69.83	-4.06	-65.77	-62	Minimal
				-82.00	-4.06	-77.94	-62	Normal
			7060	-69.85	-4.06	-65.79	-62	Ceased
				-70.35	-4.06	-66.29	-62	Minimal
				-82.00	-4.06	-77.94	-62	Normal

Note1: The corrected AWGN power is located at the antenna connection port, so path losses are not considered.
Note2: Adjusted Power (dBm) = Injected (AWGN) Power (dBm) - Antenna Gain (dBi) + Path Loss (dB).
Note3: The AWGN level is reported for the following conditions:
- Ceased: AWGN level at which no transmission is detected, consistently for a minimum period of 10 seconds.
- Minimal: AWGN level at which the system begins to trigger the transmission switch-off, albeit not being kept off consistently.
- Normal: AWGN level at which no impact on the transmission is detected, consistently for a minimum period of 10 seconds.

Contention Based Protocol Detection Rate													
Detection Limit		90%											
Operation Mode	AWGN Signal Frequency (MHz)	#01	#02	#03	#04	#05	#06	#07	#08	#09	#10	Detection Rate	Test Result
802.11ax (HE20)	7015	✓	✓	✓	✓	✓	✓	✓	✓	✓	✓	100%	PASS
802.11ax (HE160)	6910	✓	✓	✓	✓	✓	✓	✓	✓	✓	✓	100%	PASS
	6985	✓	✓	✓	✓	✓	✓	✓	✓	✓	✓	90%	PASS
	7060	✓	✓	✓	✓	✓	✓	✓	✓	✓	✓	100%	PASS

Test Plots

Plots of Incumbent signal(AWGN) Level

802.11ax(HE20)-Channel 213

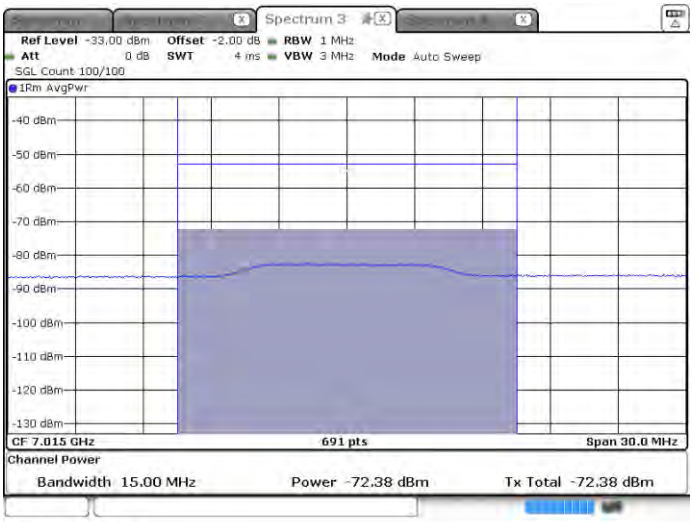

Date: 12.DEC.2024 10:47:30

802.11ax(HE160)-Channel 207 (Low Edge)

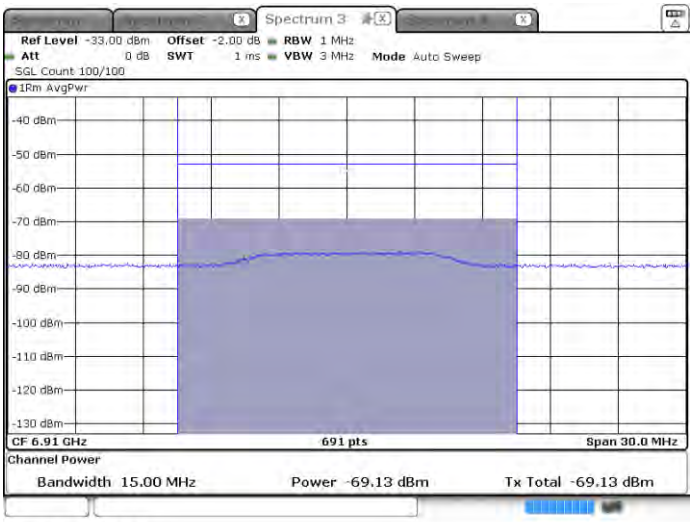

Date: 12.DEC.2024 07:33:08

802.11ax(HE160)-Channel 207 (Middle Edge)

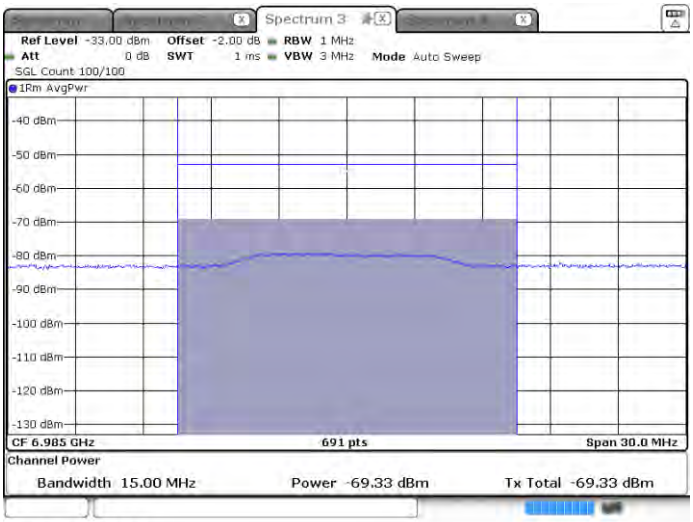

Date: 12.DEC.2024 07:33:48

802.11ax(HE160)-Channel 207 (High Edge)

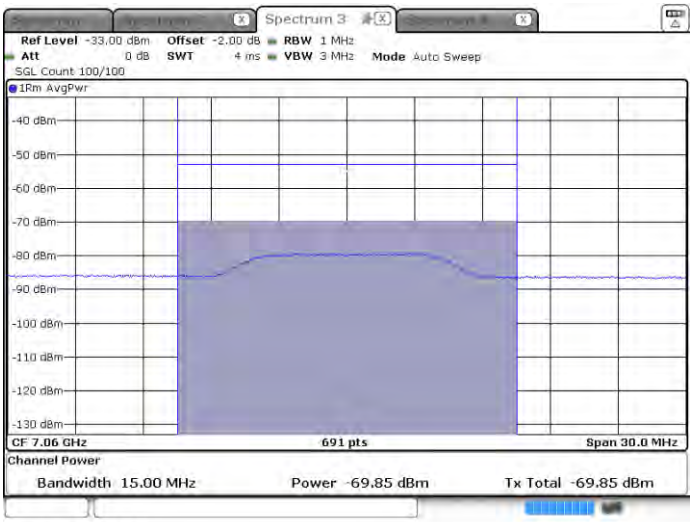

Date: 12.DEC.2024 07:34:24

Plots of EUT Tx waveform

802.11ax(HE20)-Channel 213

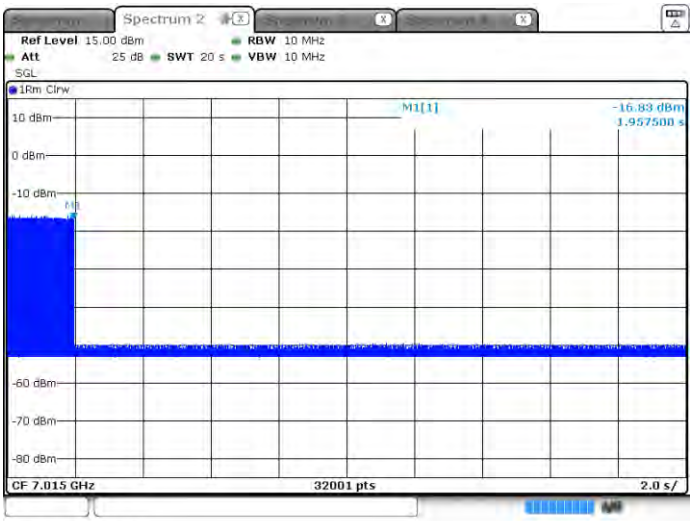

802.11ax(HE160)-Channel 207 (Low Edge)

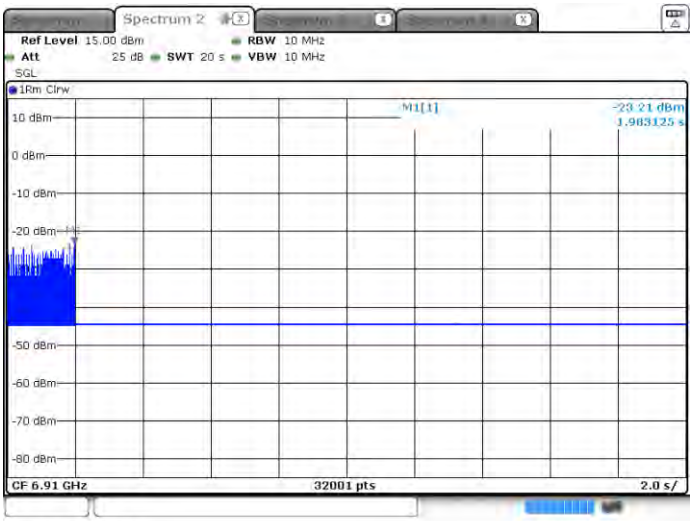

802.11ax(HE160)-Channel 207 (Middle Edge)

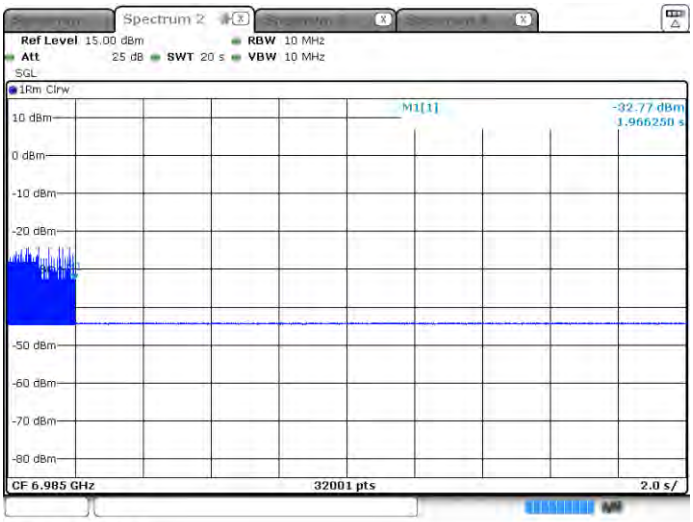

802.11ax(HE160)-Channel 207 (High Edge)

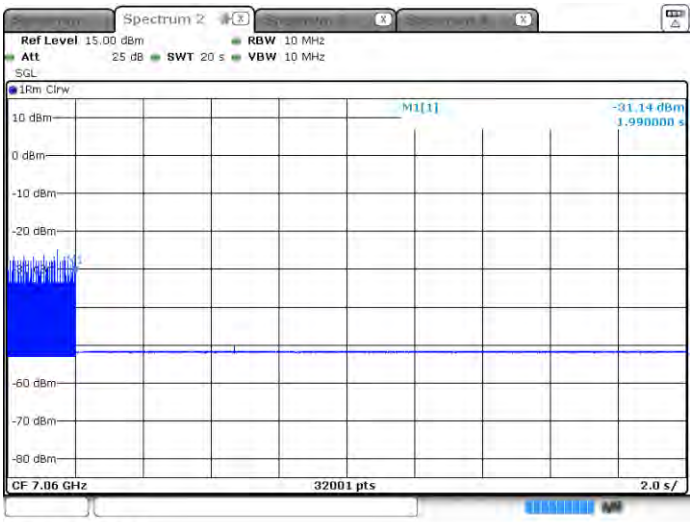

A.7 In-Band Emissions

Note [1]: All antenna were pre tested, but only the worst case has been reported in this report.

Note [2]: All the configurations were pre tested, only the worst configuration has been reported in this report.

Test Plots

Indoor-Client

SISO-Antenna 8

11ax20(SU), U-NII-5, Low Channel

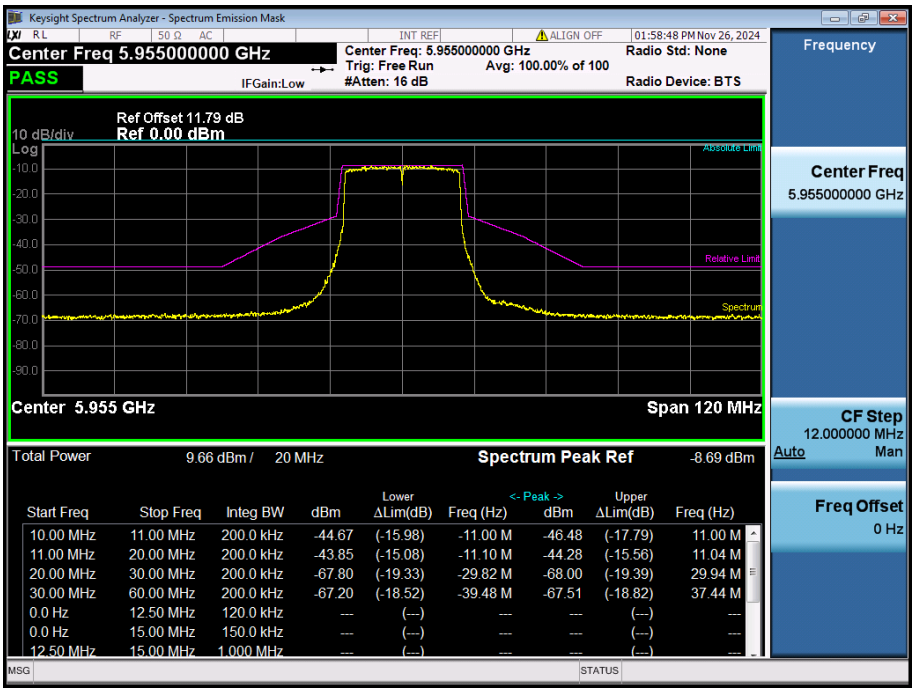

11ax20(SU), U-NII-5, Middle Channel

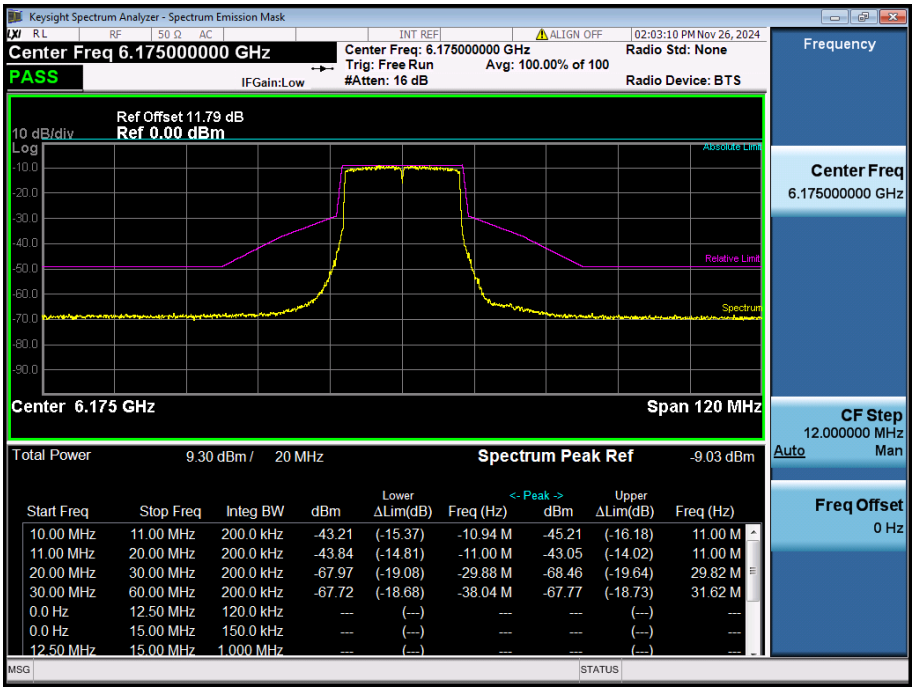

11ax20(SU), U-NII-5, High Channel

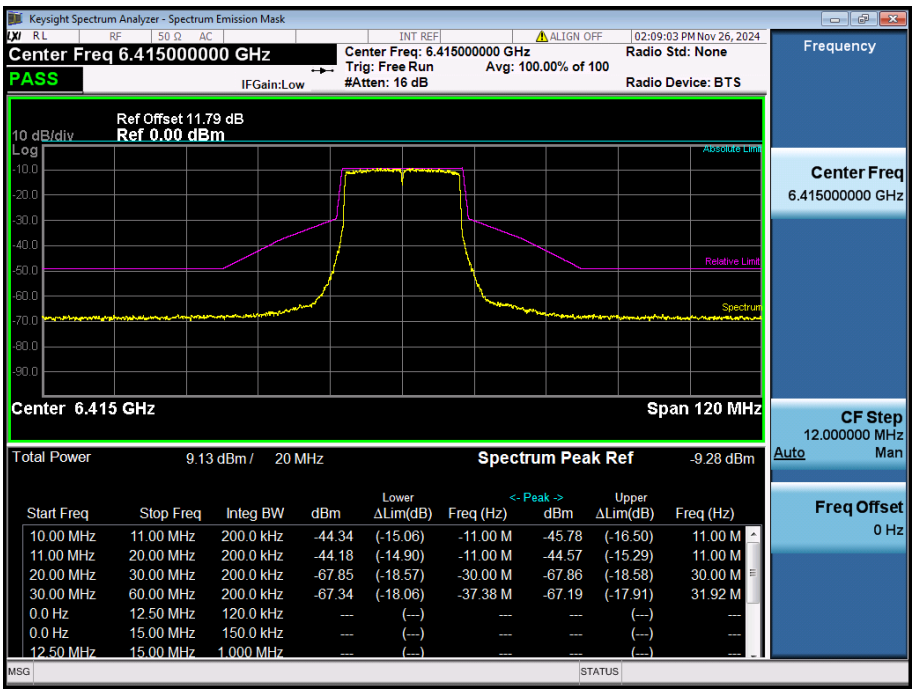

Start Freq	Stop Freq	Integ BW	dBm	Lower ΔLim(dB)	Lower Freq (Hz)	Peak dBm	Upper ΔLim(dB)	Upper Freq (Hz)
10.00 MHz	11.00 MHz	200.0 kHz	-44.34	(-15.06)	-11.00 M	-45.78	(-16.50)	11.00 M
11.00 MHz	20.00 MHz	200.0 kHz	-44.18	(-14.90)	-11.00 M	-44.57	(-15.29)	11.00 M
20.00 MHz	30.00 MHz	200.0 kHz	-67.85	(-18.57)	-30.00 M	-67.86	(-18.58)	30.00 M
30.00 MHz	60.00 MHz	200.0 kHz	-67.34	(-18.06)	-37.38 M	-67.19	(-17.91)	31.92 M
0.0 Hz	12.50 MHz	120.0 kHz	---	(---)	---	---	(---)	---
0.0 Hz	15.00 MHz	150.0 kHz	---	(---)	---	---	(---)	---
12.50 MHz	15.00 MHz	1.000 MHz	---	(---)	---	---	(---)	---

11ax40(SU), U-NII-5, Low Channel

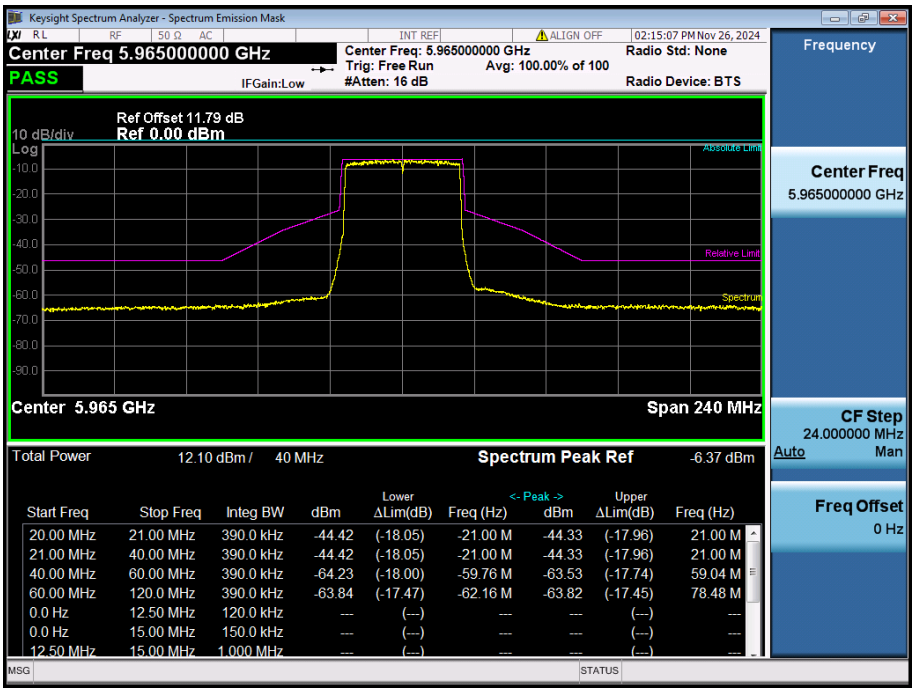

Start Freq	Stop Freq	Integ BW	dBm	Lower ΔLim(dB)	Lower Freq (Hz)	Peak dBm	Upper ΔLim(dB)	Upper Freq (Hz)
20.00 MHz	21.00 MHz	390.0 kHz	-44.42	(-18.05)	-21.00 M	-44.33	(-17.96)	21.00 M
21.00 MHz	40.00 MHz	390.0 kHz	-44.42	(-18.05)	-21.00 M	-44.33	(-17.96)	21.00 M
40.00 MHz	60.00 MHz	390.0 kHz	-64.23	(-18.00)	-59.76 M	-63.53	(-17.74)	59.04 M
60.00 MHz	120.0 MHz	390.0 kHz	-63.84	(-17.47)	-62.16 M	-63.82	(-17.45)	78.48 M
0.0 Hz	12.50 MHz	120.0 kHz	---	(---)	---	---	(---)	---
0.0 Hz	15.00 MHz	150.0 kHz	---	(---)	---	---	(---)	---
12.50 MHz	15.00 MHz	1.000 MHz	---	(---)	---	---	(---)	---

11ax40(SU), U-NII-5, Middle Channel

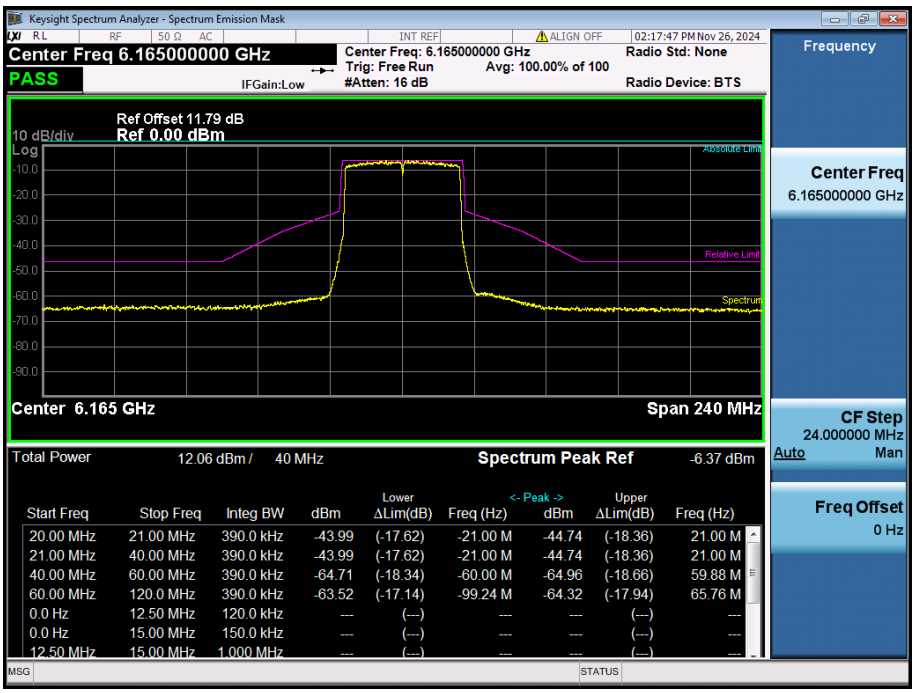

11ax40(SU), U-NII-5, High Channel

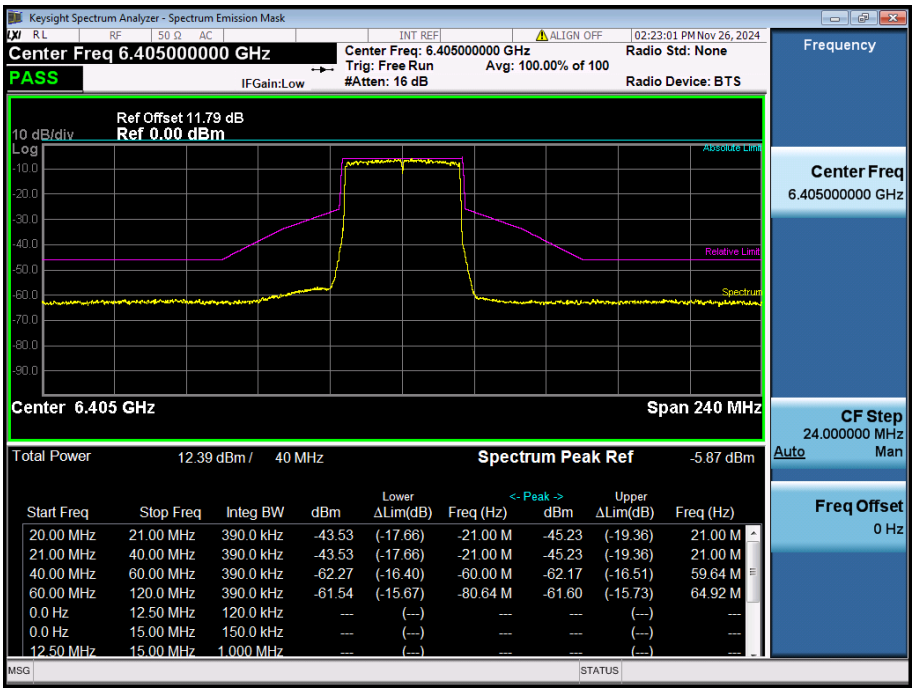

11ax80(SU), U-NII-5, Low Channel

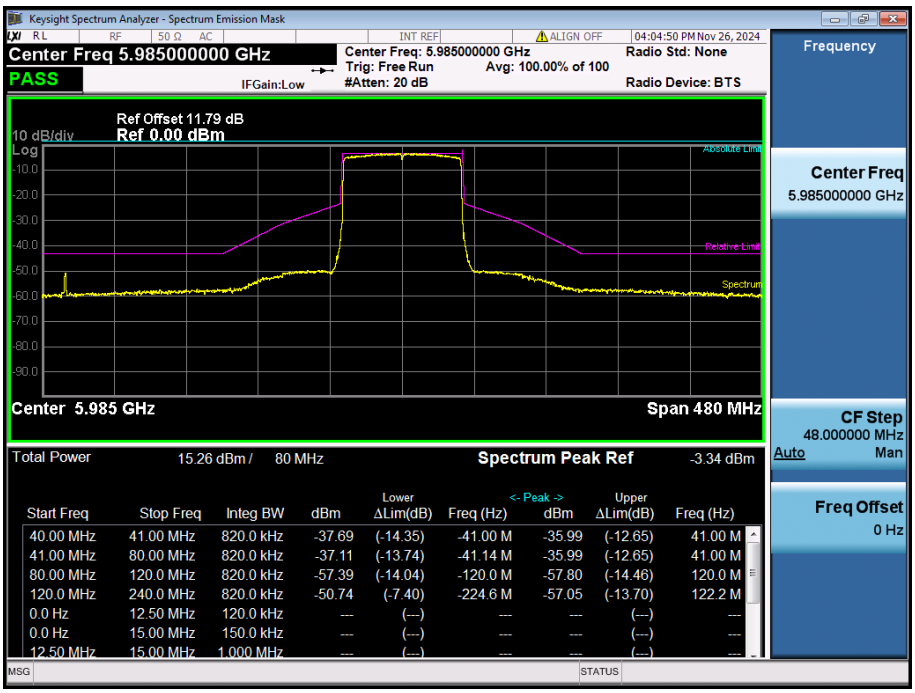

11ax80(SU), U-NII-5, Middle Channel

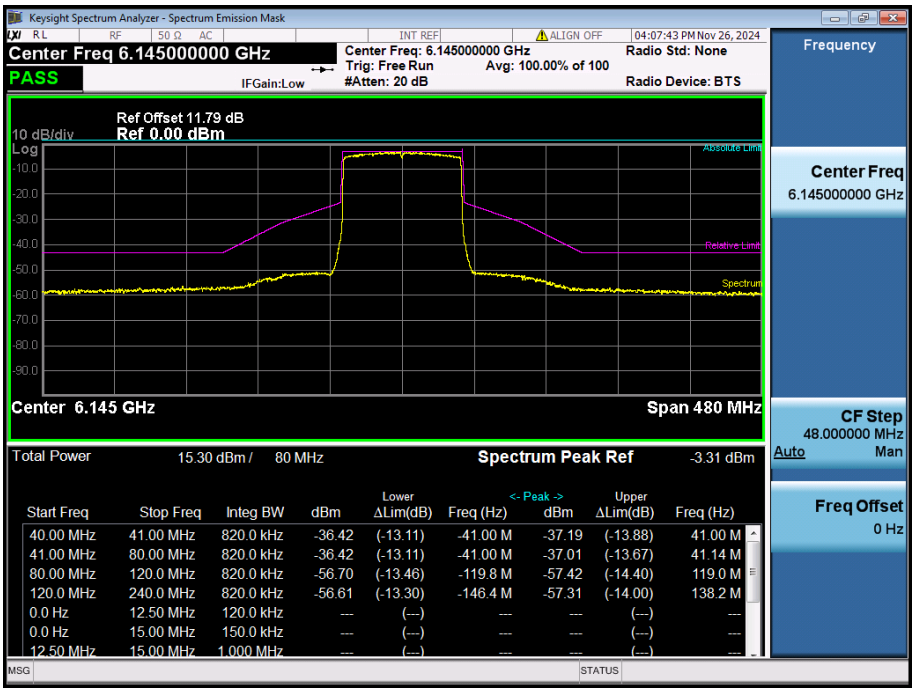

11ax80(SU), U-NII-5, High Channel

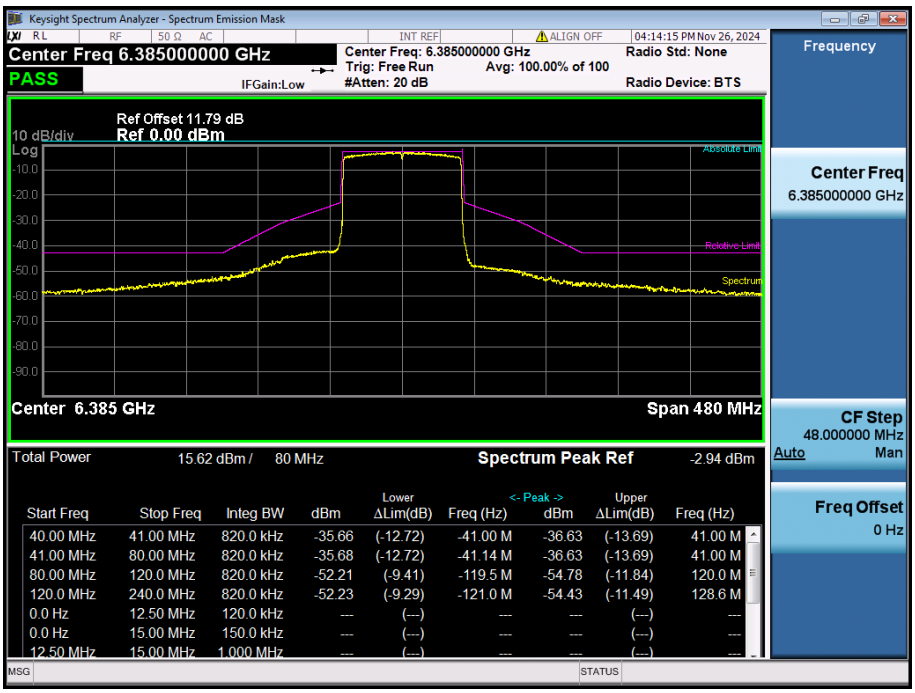

11ax160(SU), U-NII-5, Low Channel

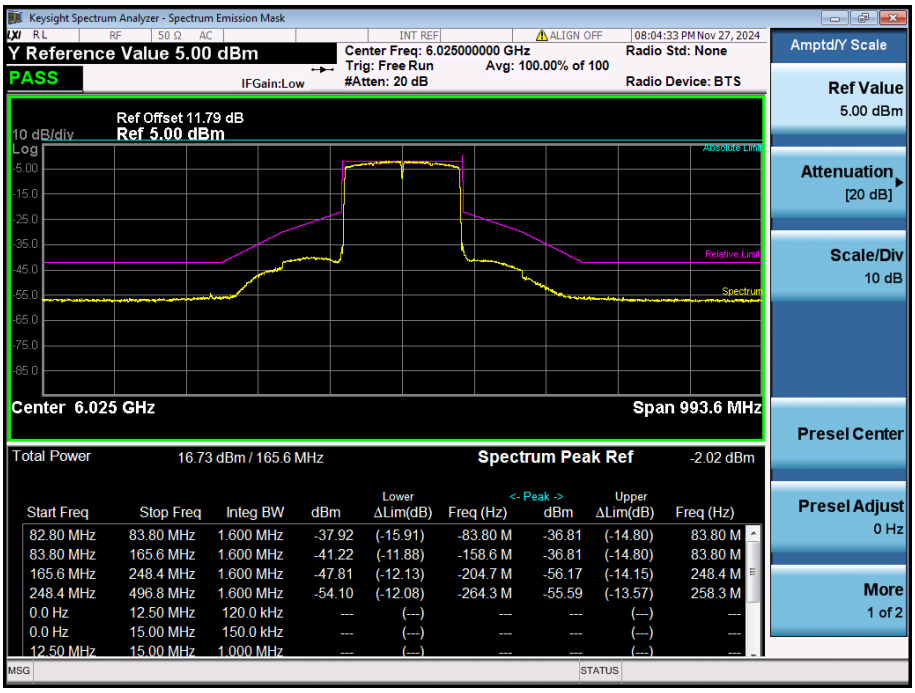

11ax160(SU), U-NII-5, Middle Channel

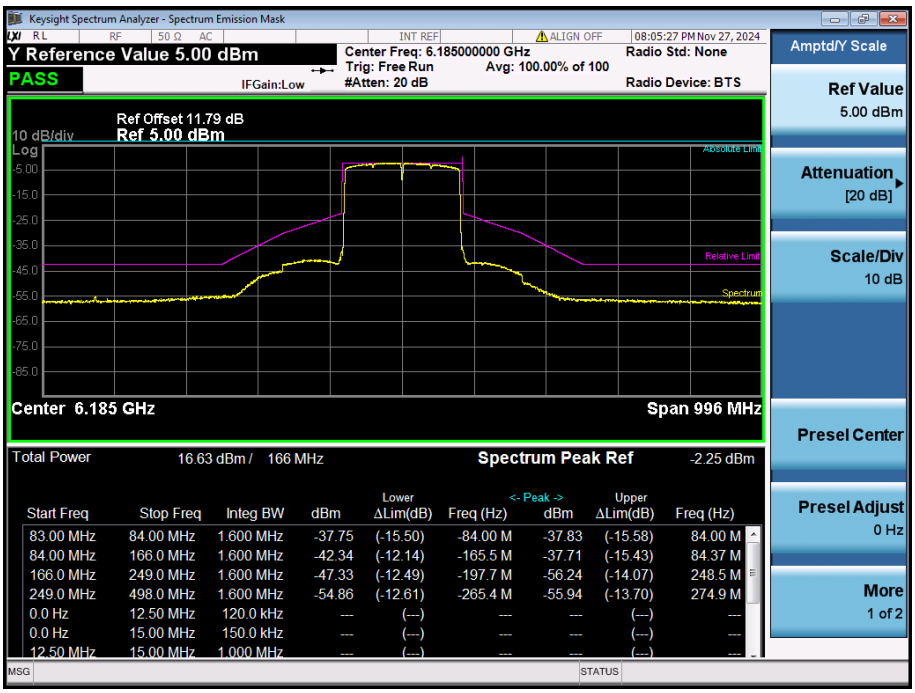

11ax160(SU), U-NII-5, High Channel

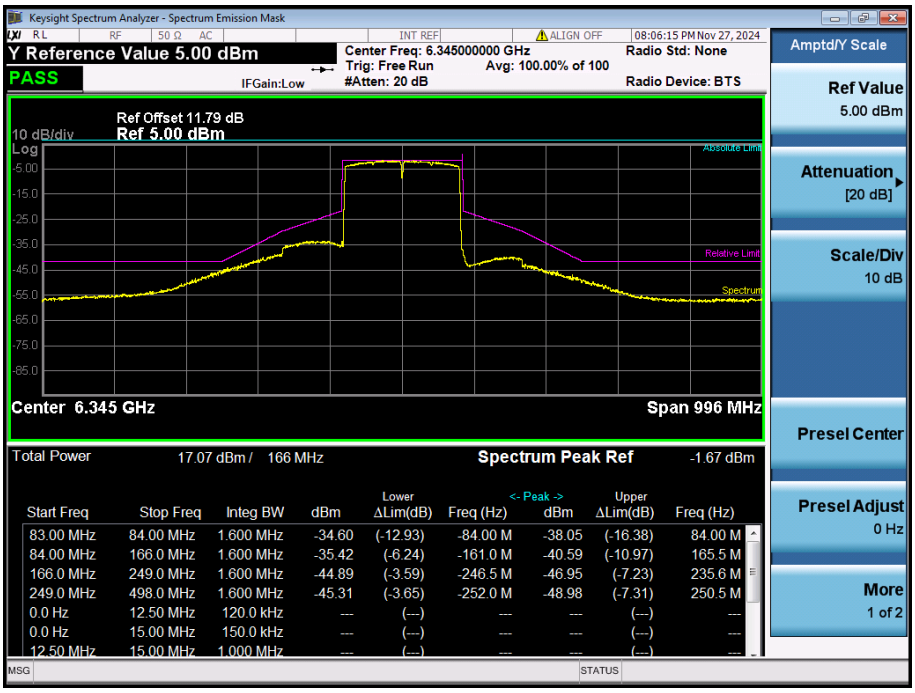

11ax20(SU), U-NII-6, Low Channel

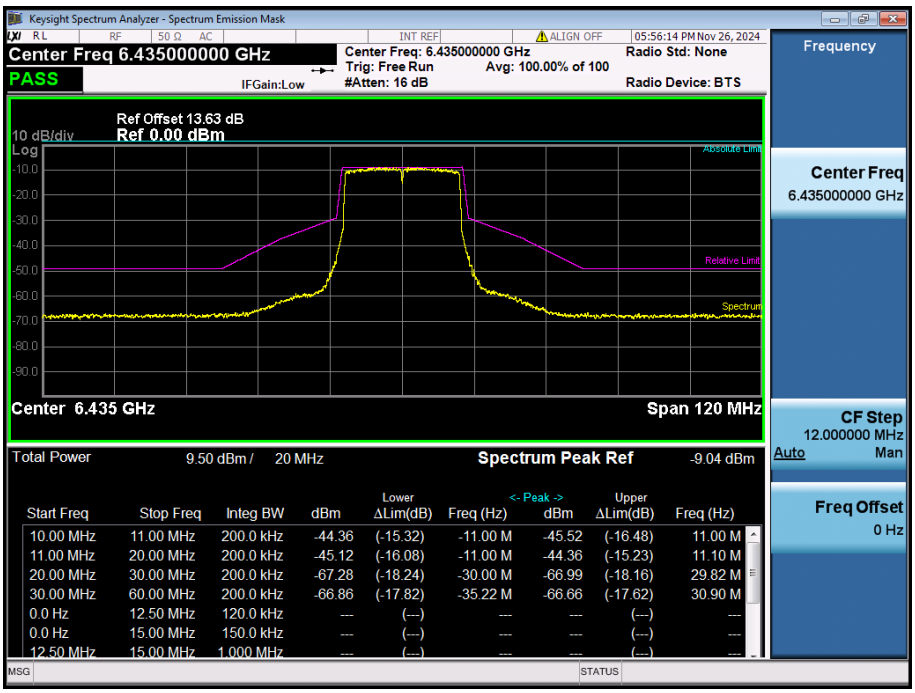

11ax20(SU), U-NII-6, Middle Channel

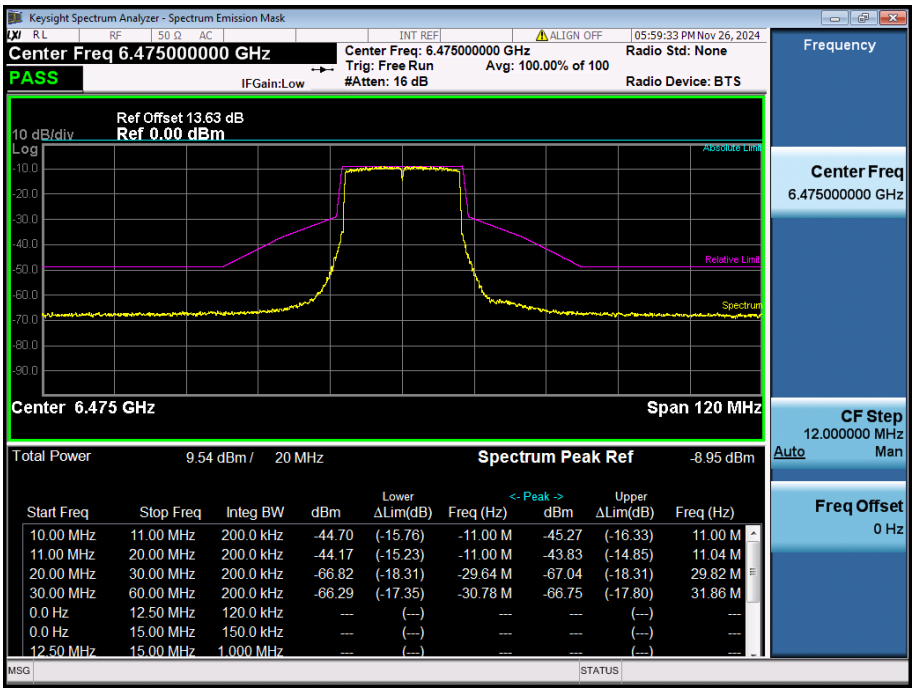

11ax20(SU), U-NII-6, High Channel

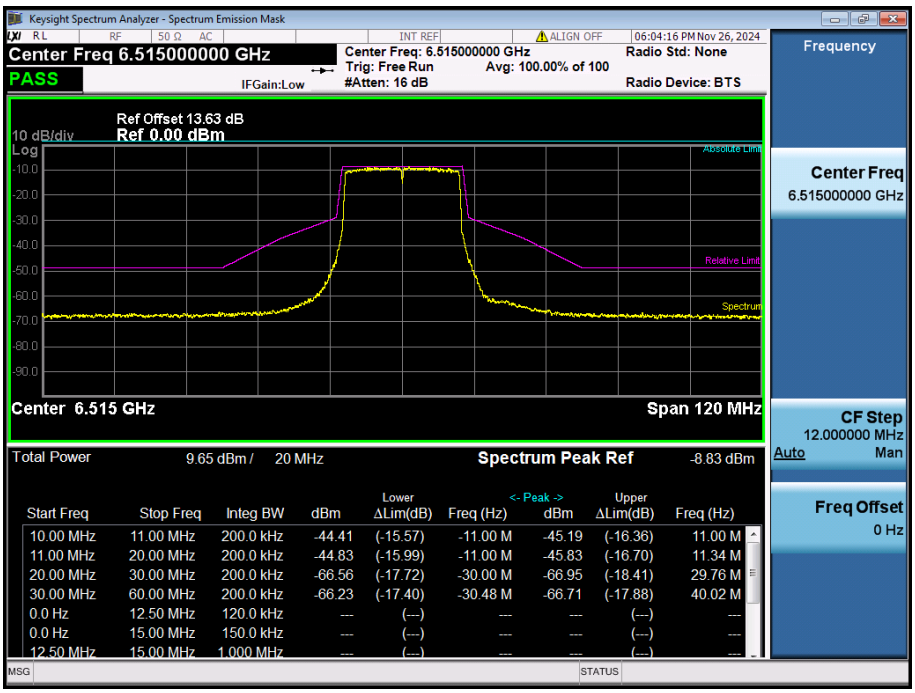

11ax40(SU), U-NII-6, Low Channel

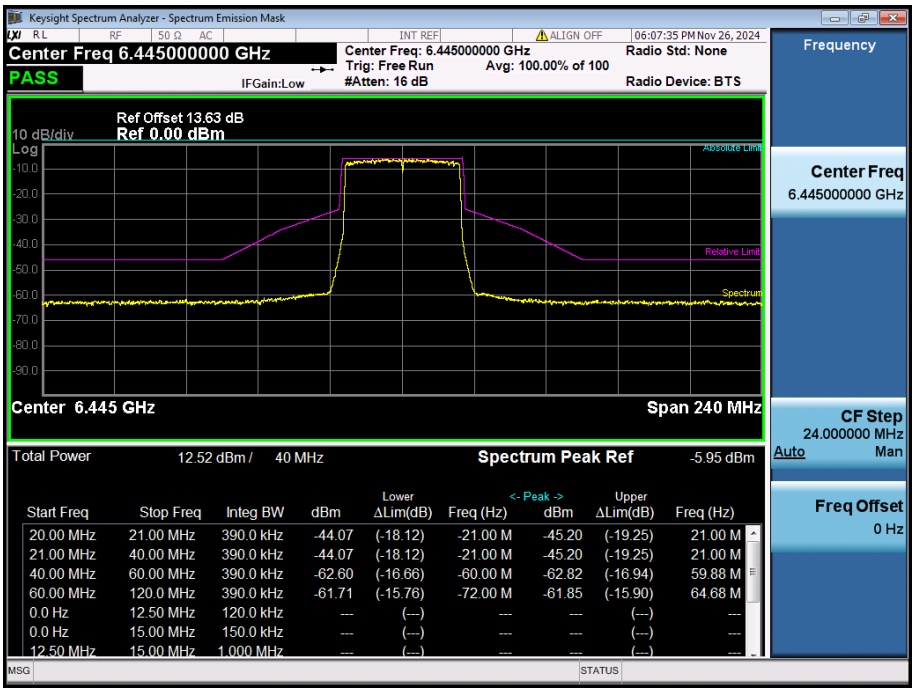

11ax40(SU), U-NII-6, Middle Channel

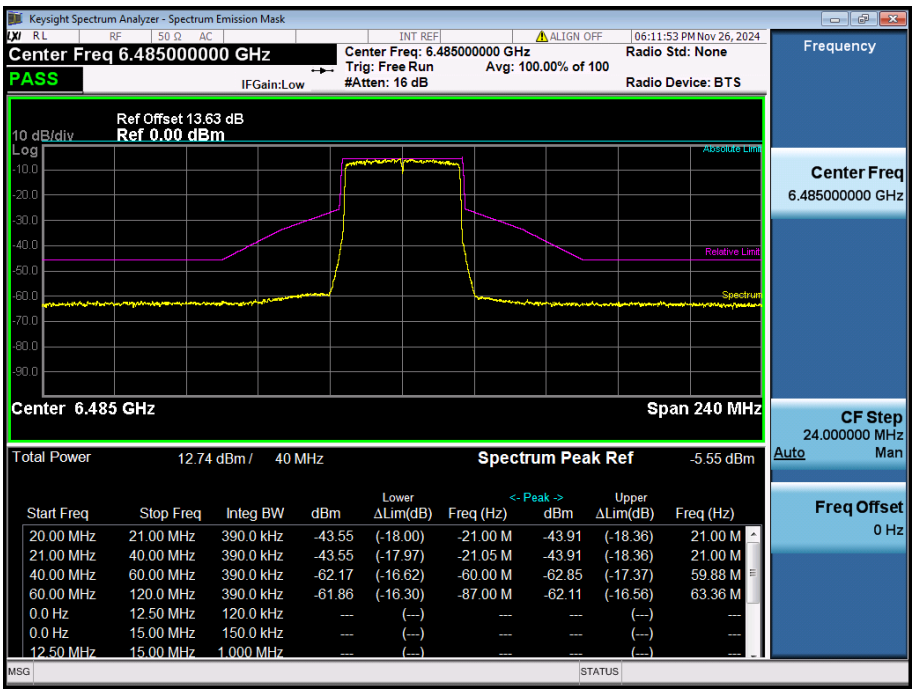

Start Freq	Stop Freq	Integ BW	dBm	Lower ΔLim(dB)	Lower Freq (Hz)	Peak dBm	Upper ΔLim(dB)	Upper Freq (Hz)
20.00 MHz	21.00 MHz	390.0 kHz	-43.55	(-18.00)	-21.00 M	-43.91	(-18.36)	21.00 M
21.00 MHz	40.00 MHz	390.0 kHz	-43.55	(-17.97)	-21.05 M	-43.91	(-18.36)	21.00 M
40.00 MHz	60.00 MHz	390.0 kHz	-62.17	(-16.62)	-60.00 M	-62.85	(-17.37)	59.88 M
60.00 MHz	120.0 MHz	390.0 kHz	-61.86	(-16.30)	-87.00 M	-62.11	(-16.56)	63.36 M
0.0 Hz	12.50 MHz	120.0 kHz	---	(---)	---	---	(---)	---
0.0 Hz	15.00 MHz	150.0 kHz	---	(---)	---	---	(---)	---
12.50 MHz	15.00 MHz	1.000 MHz	---	(---)	---	---	(---)	---

11ax40(SU), U-NII-6, High Channel

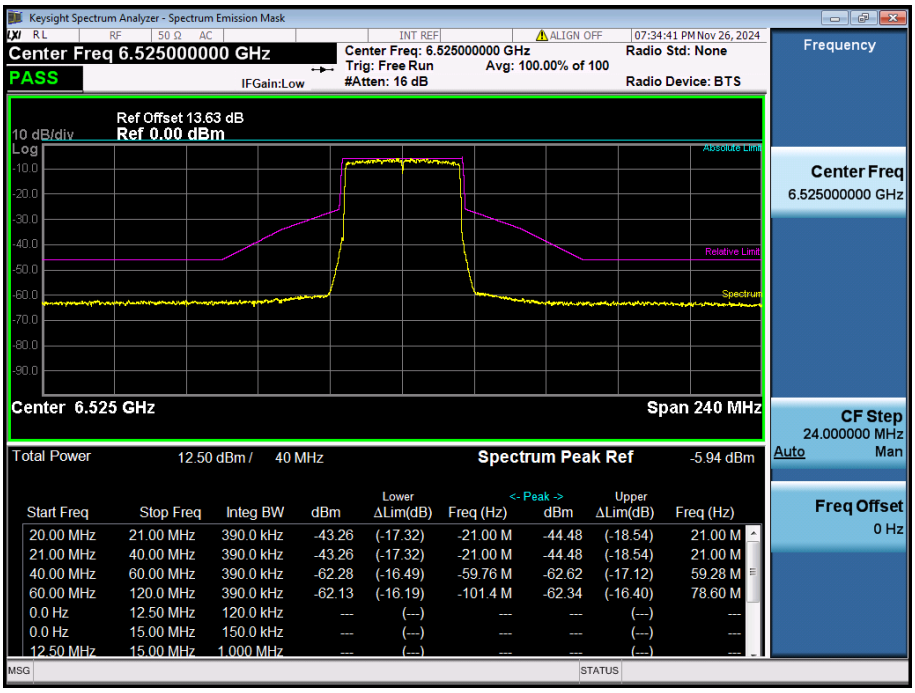

Start Freq	Stop Freq	Integ BW	dBm	Lower ΔLim(dB)	Lower Freq (Hz)	Peak dBm	Upper ΔLim(dB)	Upper Freq (Hz)
20.00 MHz	21.00 MHz	390.0 kHz	-43.26	(-17.32)	-21.00 M	-44.48	(-18.54)	21.00 M
21.00 MHz	40.00 MHz	390.0 kHz	-43.26	(-17.32)	-21.00 M	-44.48	(-18.54)	21.00 M
40.00 MHz	60.00 MHz	390.0 kHz	-62.28	(-16.49)	-59.76 M	-62.62	(-17.12)	59.28 M
60.00 MHz	120.0 MHz	390.0 kHz	-62.13	(-16.19)	-101.4 M	-62.34	(-16.40)	78.60 M
0.0 Hz	12.50 MHz	120.0 kHz	---	(---)	---	---	(---)	---
0.0 Hz	15.00 MHz	150.0 kHz	---	(---)	---	---	(---)	---
12.50 MHz	15.00 MHz	1.000 MHz	---	(---)	---	---	(---)	---

11ax80(SU), U-NII-6, Low Channel

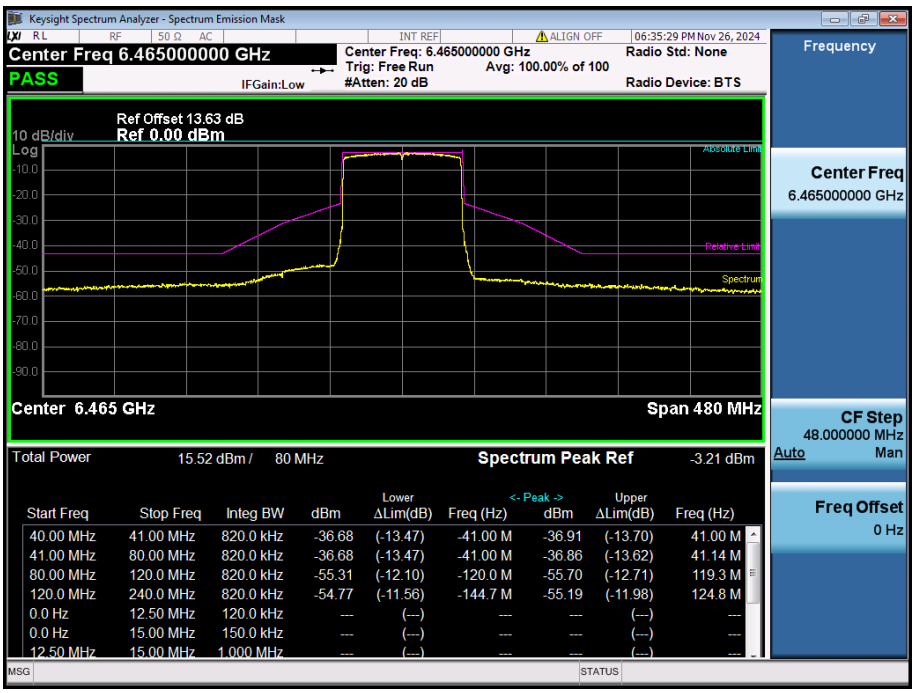

11ax80(SU), U-NII-6, High Channel

11ax160(SU), U-NII-6, Middle Channel

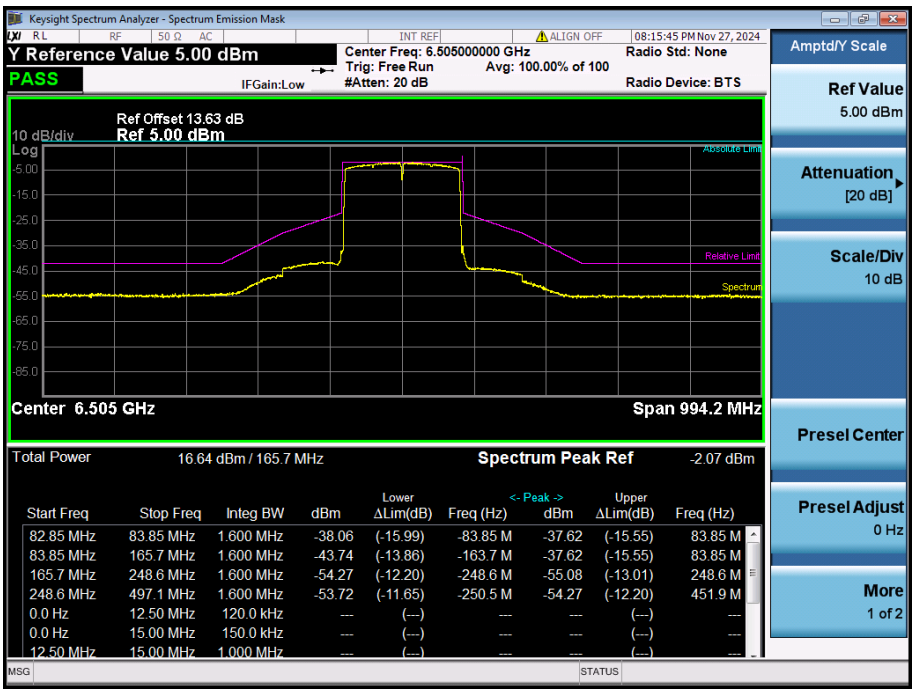

11ax20(SU), U-NII-7, Low Channel

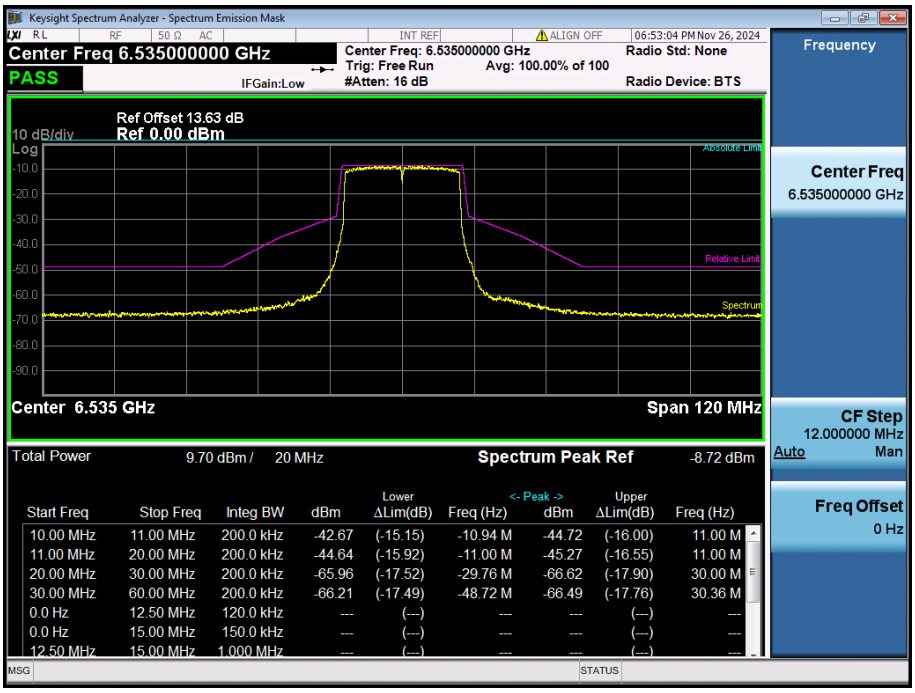

11ax20(SU), U-NII-7, Middle Channel

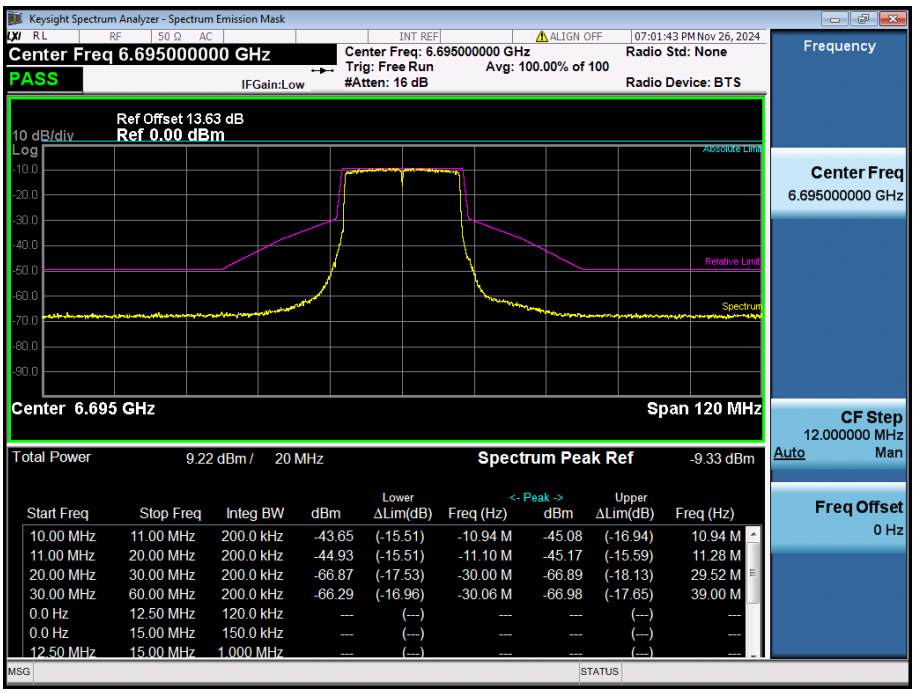

Start Freq	Stop Freq	Integ BW	dBm	Lower ΔLim(dB)	Lower Freq (Hz)	Peak dBm	Upper ΔLim(dB)	Upper Freq (Hz)
10.00 MHz	11.00 MHz	200.0 kHz	-43.65	(-15.51)	-10.94 M	-45.08	(-16.94)	10.94 M
11.00 MHz	20.00 MHz	200.0 kHz	-44.93	(-15.51)	-11.10 M	-45.17	(-15.59)	11.28 M
20.00 MHz	30.00 MHz	200.0 kHz	-66.87	(-17.53)	-30.00 M	-66.89	(-18.13)	29.52 M
30.00 MHz	60.00 MHz	200.0 kHz	-66.29	(-16.96)	-30.06 M	-66.98	(-17.65)	39.00 M
0.0 Hz	12.50 MHz	120.0 kHz	---	(---)	---	---	(---)	---
0.0 Hz	15.00 MHz	150.0 kHz	---	(---)	---	---	(---)	---
12.50 MHz	15.00 MHz	1.000 MHz	---	(---)	---	---	(---)	---

11ax20(SU), U-NII-7, High Channel

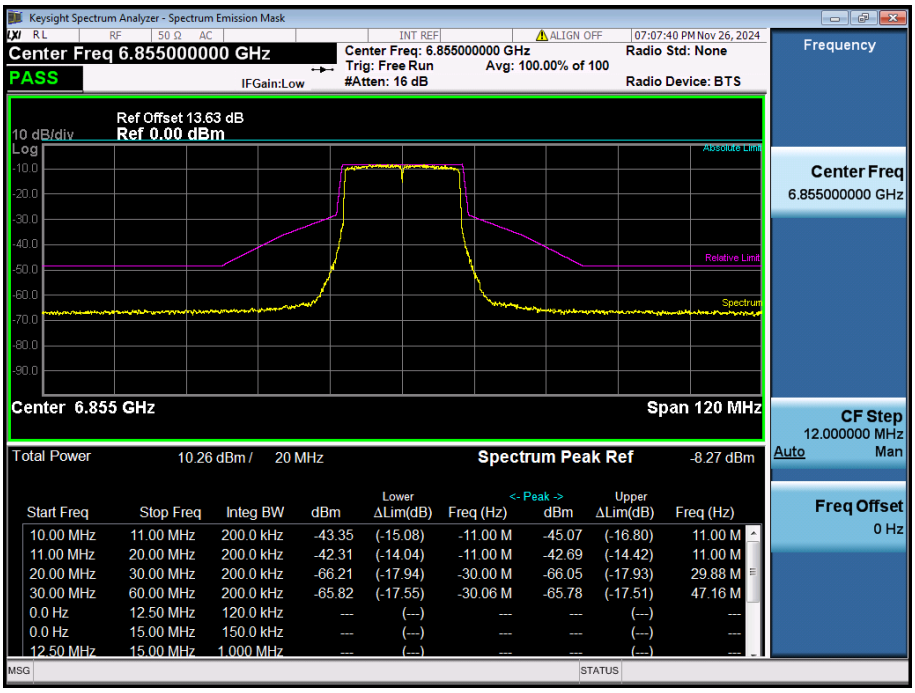

Start Freq	Stop Freq	Integ BW	dBm	Lower ΔLim(dB)	Lower Freq (Hz)	Peak dBm	Upper ΔLim(dB)	Upper Freq (Hz)
10.00 MHz	11.00 MHz	200.0 kHz	-43.35	(-15.08)	-11.00 M	-45.07	(-16.80)	11.00 M
11.00 MHz	20.00 MHz	200.0 kHz	-42.31	(-14.04)	-11.00 M	-42.69	(-14.42)	11.00 M
20.00 MHz	30.00 MHz	200.0 kHz	-66.21	(-17.94)	-30.00 M	-66.05	(-17.93)	29.88 M
30.00 MHz	60.00 MHz	200.0 kHz	-65.82	(-17.55)	-30.06 M	-65.78	(-17.51)	47.16 M
0.0 Hz	12.50 MHz	120.0 kHz	---	(---)	---	---	(---)	---
0.0 Hz	15.00 MHz	150.0 kHz	---	(---)	---	---	(---)	---
12.50 MHz	15.00 MHz	1.000 MHz	---	(---)	---	---	(---)	---

11ax40(SU), U-NII-7, Low Channel

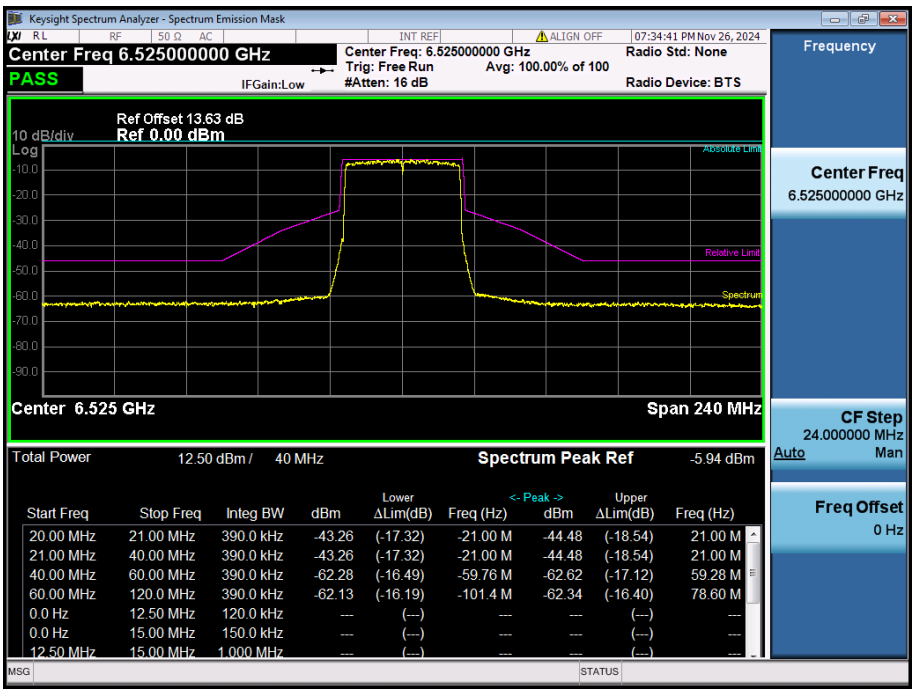

11ax40(SU), U-NII-7, Middle Channel

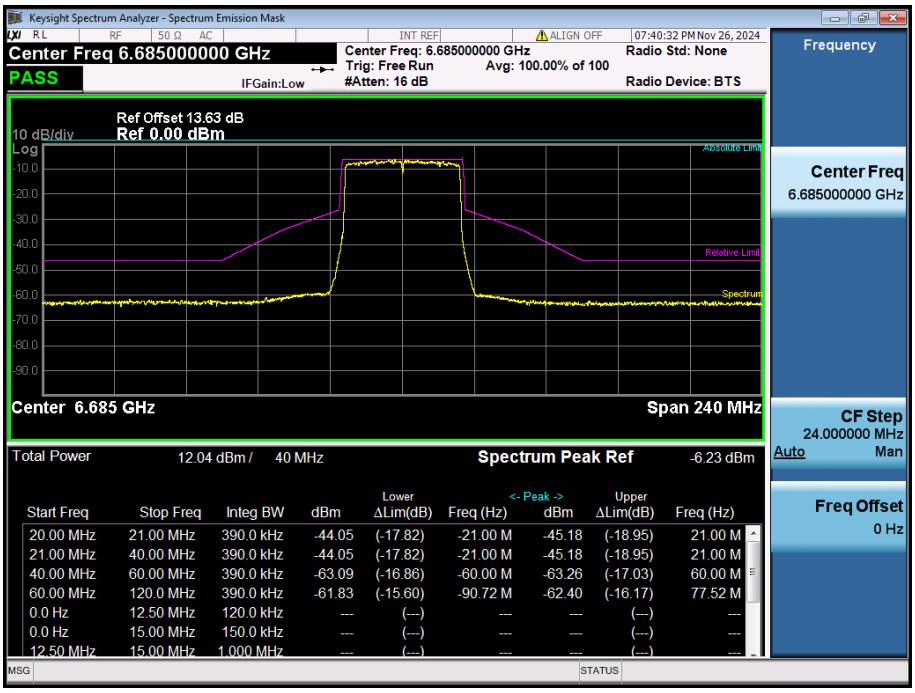

11ax40(SU), U-NII-7, High Channel

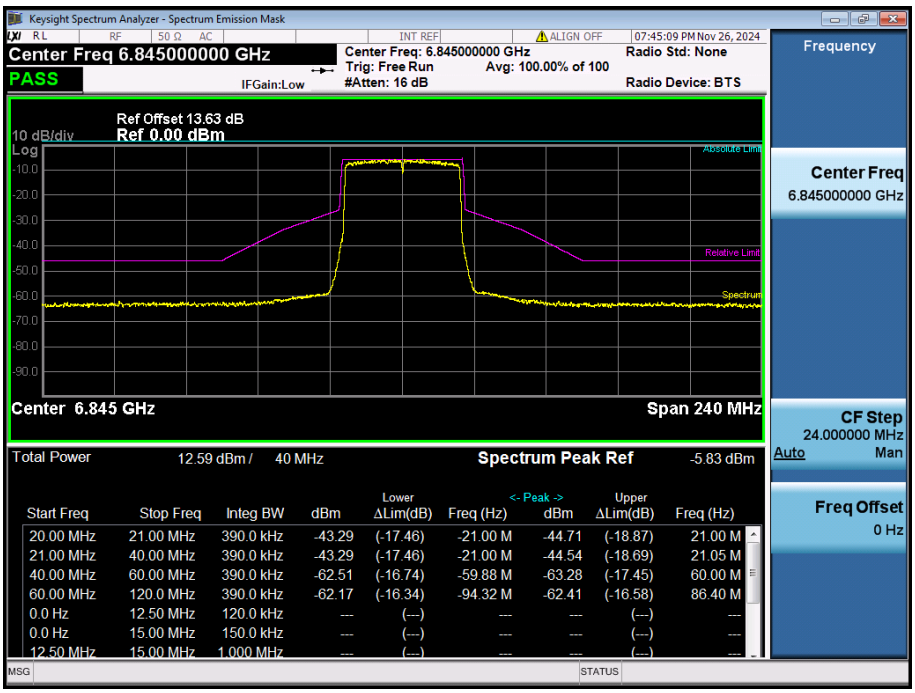

11ax80(SU), U-NII-7, Low Channel

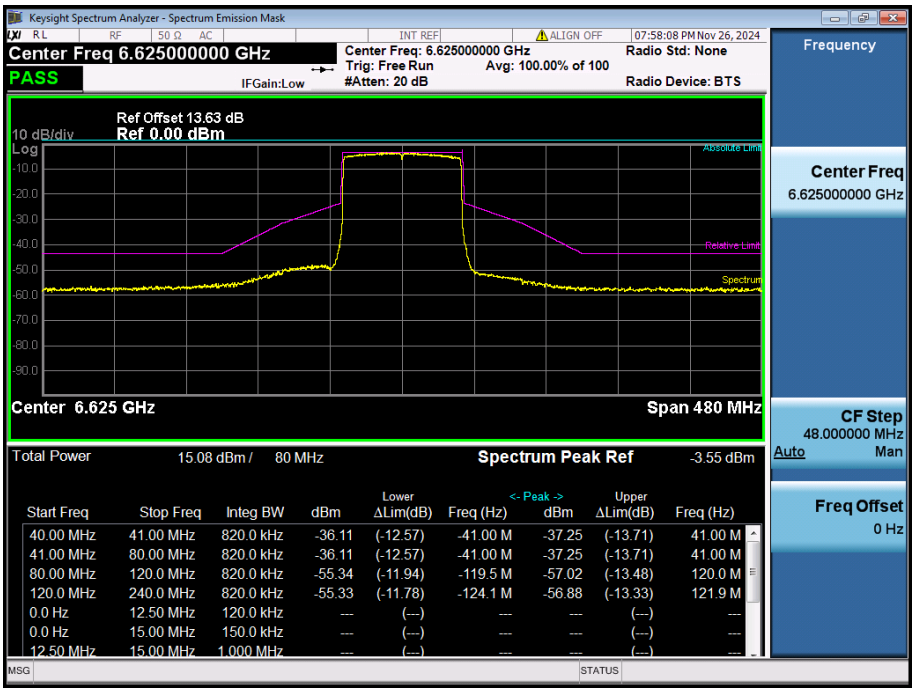

11ax80(SU), U-NII-7, Middle Channel

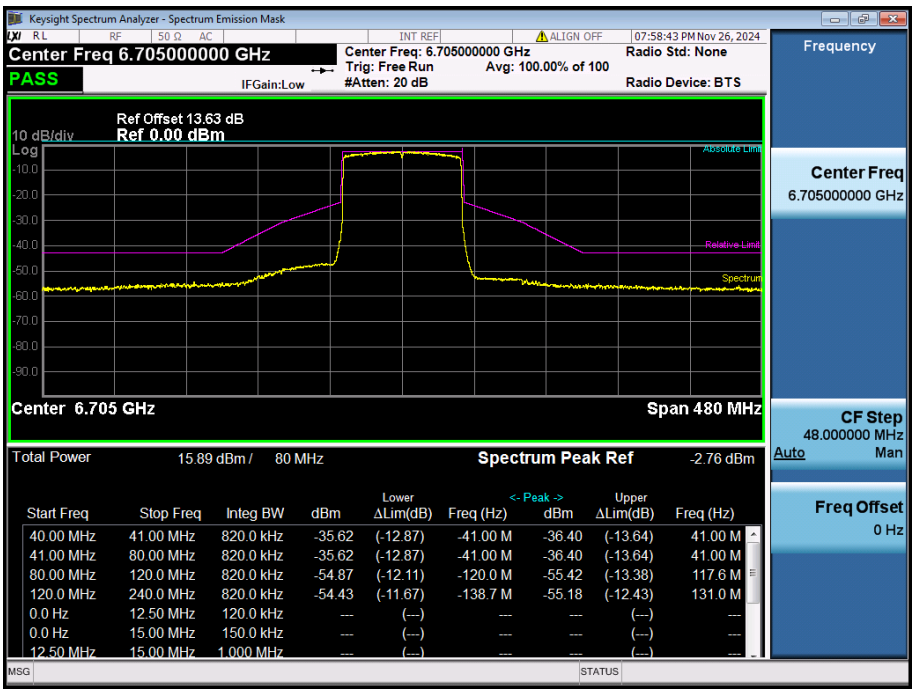

11ax80(SU), U-NII-7, High Channel

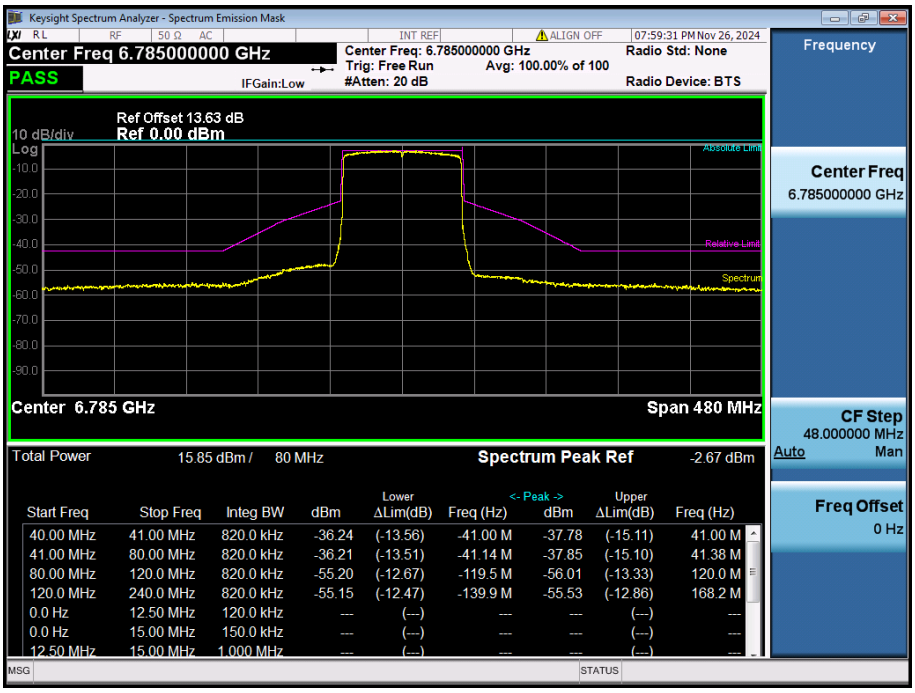

11ax160(SU), U-NII-7, Middle Channel

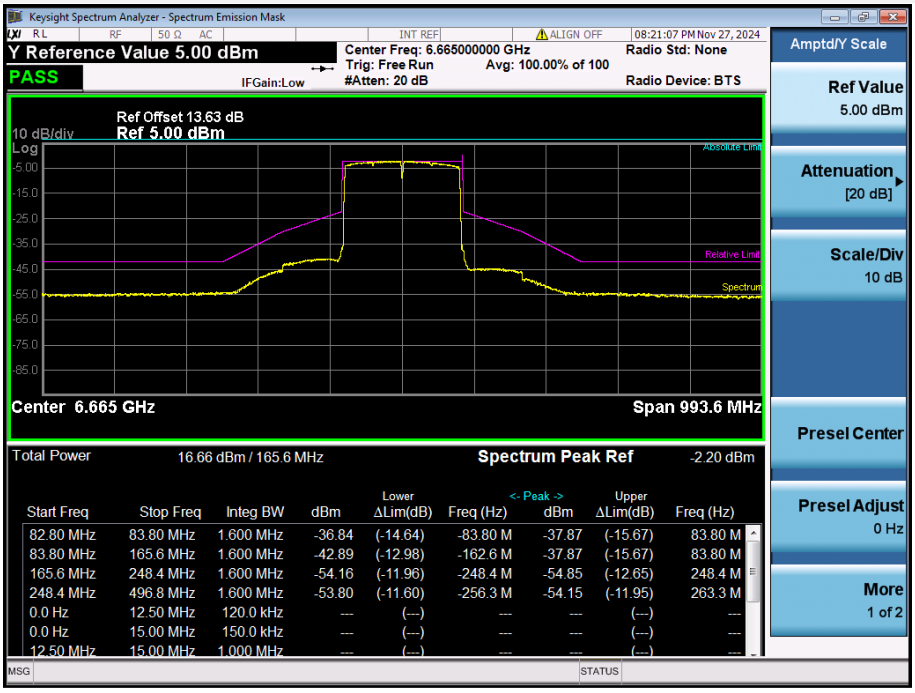

11ax20(SU), U-NII-8, Low Channel

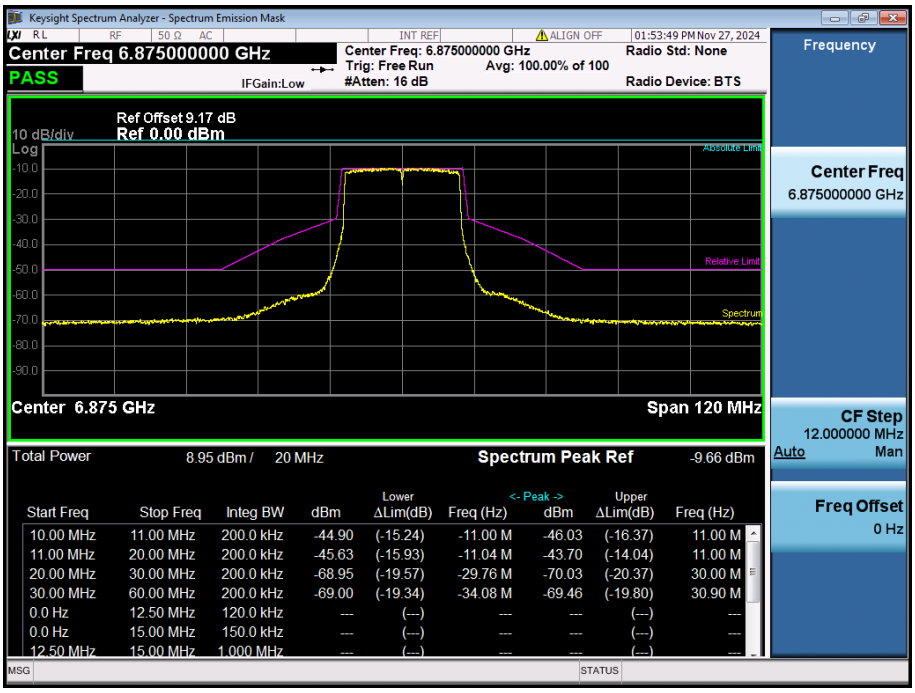

11ax20(SU), U-NII-8, Middle Channel

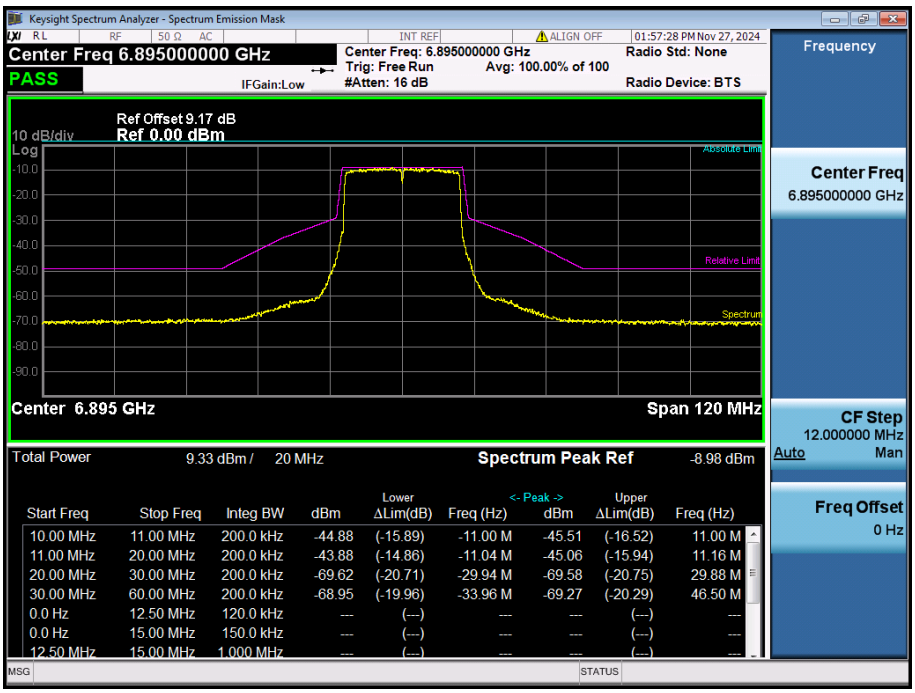

Start Freq	Stop Freq	Integ BW	dBm	Lower ΔLim(dB)	Lower Freq (Hz)	Peak dBm	Upper ΔLim(dB)	Upper Freq (Hz)
10.00 MHz	11.00 MHz	200.0 kHz	-44.88	(-15.89)	-11.00 M	-45.51	(-16.52)	11.00 M
11.00 MHz	20.00 MHz	200.0 kHz	-43.88	(-14.86)	-11.04 M	-45.06	(-15.94)	11.16 M
20.00 MHz	30.00 MHz	200.0 kHz	-69.62	(-20.71)	-29.94 M	-69.58	(-20.75)	29.88 M
30.00 MHz	60.00 MHz	200.0 kHz	-68.95	(-19.96)	-33.96 M	-69.27	(-20.29)	46.50 M
0.0 Hz	12.50 MHz	120.0 kHz	---	(---)	---	---	(---)	---
0.0 Hz	15.00 MHz	150.0 kHz	---	(---)	---	---	(---)	---
12.50 MHz	15.00 MHz	1.000 MHz	---	(---)	---	---	(---)	---

11ax20(SU), U-NII-8, Middle Channel

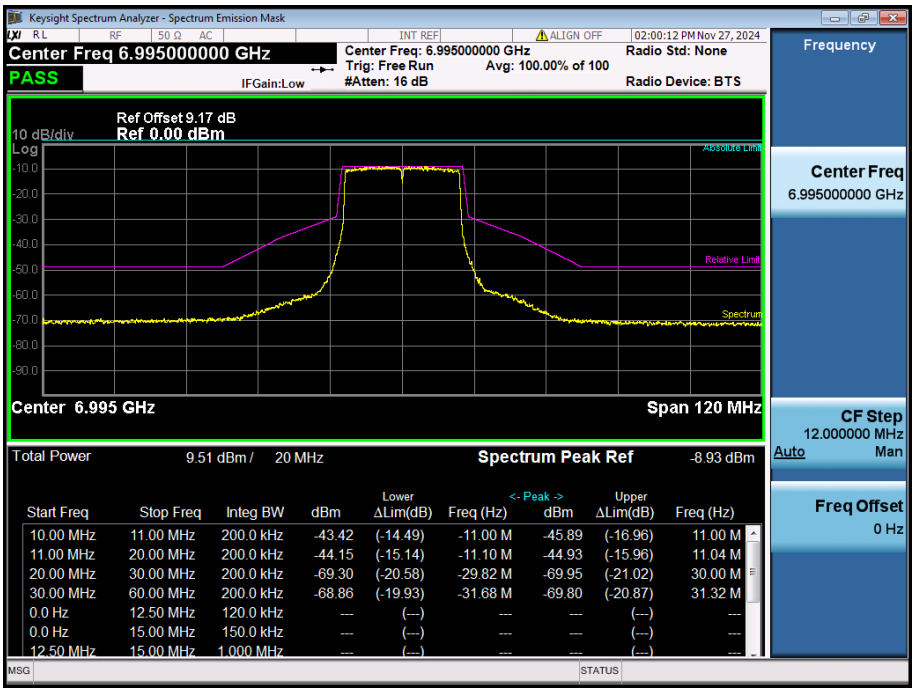

Start Freq	Stop Freq	Integ BW	dBm	Lower ΔLim(dB)	Lower Freq (Hz)	Peak dBm	Upper ΔLim(dB)	Upper Freq (Hz)
10.00 MHz	11.00 MHz	200.0 kHz	-43.42	(-14.49)	-11.00 M	-45.89	(-16.96)	11.00 M
11.00 MHz	20.00 MHz	200.0 kHz	-44.15	(-15.14)	-11.10 M	-44.93	(-15.96)	11.04 M
20.00 MHz	30.00 MHz	200.0 kHz	-69.30	(-20.58)	-29.82 M	-69.95	(-21.02)	30.00 M
30.00 MHz	60.00 MHz	200.0 kHz	-68.86	(-19.93)	-31.68 M	-69.80	(-20.87)	31.32 M
0.0 Hz	12.50 MHz	120.0 kHz	---	(---)	---	---	(---)	---
0.0 Hz	15.00 MHz	150.0 kHz	---	(---)	---	---	(---)	---
12.50 MHz	15.00 MHz	1.000 MHz	---	(---)	---	---	(---)	---

11ax20(SU), U-NII-8, High Channel

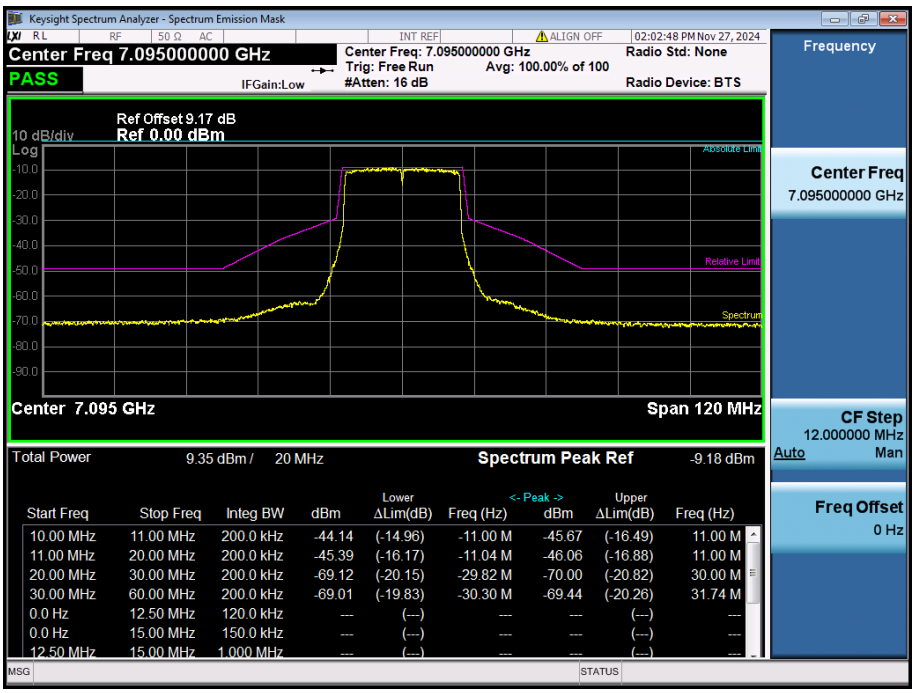

Start Freq	Stop Freq	Integ BW	dBm	Lower ΔLim(dB)	Lower Freq (Hz)	Peak dBm	Upper ΔLim(dB)	Upper Freq (Hz)
10.00 MHz	11.00 MHz	200.0 kHz	-44.14	(-14.96)	-11.00 M	-45.67	(-16.49)	11.00 M
11.00 MHz	20.00 MHz	200.0 kHz	-45.39	(-16.17)	-11.04 M	-46.06	(-16.88)	11.00 M
20.00 MHz	30.00 MHz	200.0 kHz	-69.12	(-20.15)	-29.82 M	-70.00	(-20.82)	30.00 M
30.00 MHz	60.00 MHz	200.0 kHz	-69.01	(-19.83)	-30.30 M	-69.44	(-20.26)	31.74 M
0.0 Hz	12.50 MHz	120.0 kHz	---	(---)	---	---	(---)	---
0.0 Hz	15.00 MHz	150.0 kHz	---	(---)	---	---	(---)	---
12.50 MHz	15.00 MHz	1.000 MHz	---	(---)	---	---	(---)	---

11ax40(SU), U-NII-8, Low Channel

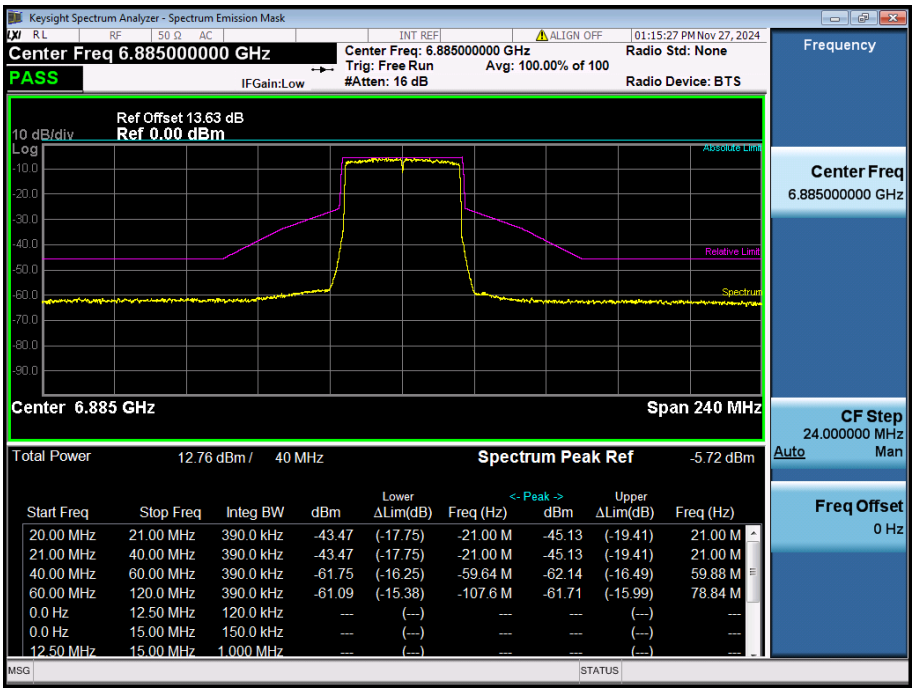

Start Freq	Stop Freq	Integ BW	dBm	Lower ΔLim(dB)	Lower Freq (Hz)	Peak dBm	Upper ΔLim(dB)	Upper Freq (Hz)
20.00 MHz	21.00 MHz	390.0 kHz	-43.47	(-17.75)	-21.00 M	-45.13	(-19.41)	21.00 M
21.00 MHz	40.00 MHz	390.0 kHz	-43.47	(-17.75)	-21.00 M	-45.13	(-19.41)	21.00 M
40.00 MHz	60.00 MHz	390.0 kHz	-61.75	(-16.25)	-59.64 M	-62.14	(-16.49)	59.88 M
60.00 MHz	120.0 MHz	390.0 kHz	-61.09	(-15.38)	-107.6 M	-61.71	(-15.99)	78.84 M
0.0 Hz	12.50 MHz	120.0 kHz	---	(---)	---	---	(---)	---
0.0 Hz	15.00 MHz	150.0 kHz	---	(---)	---	---	(---)	---
12.50 MHz	15.00 MHz	1.000 MHz	---	(---)	---	---	(---)	---

11ax40(SU), U-NII-8, Middle Channel

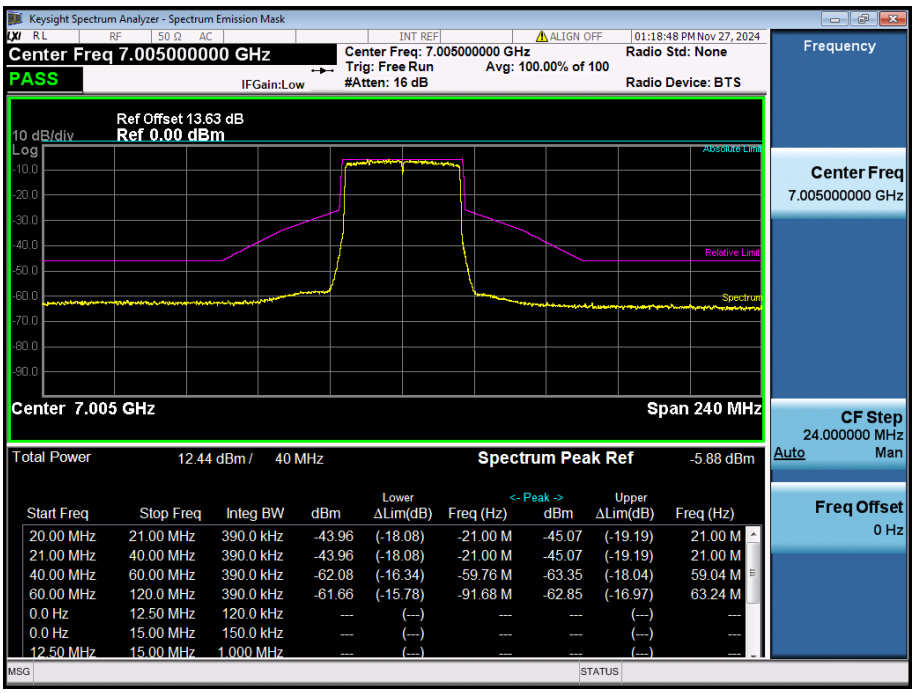

11ax40(SU), U-NII-8, High Channel

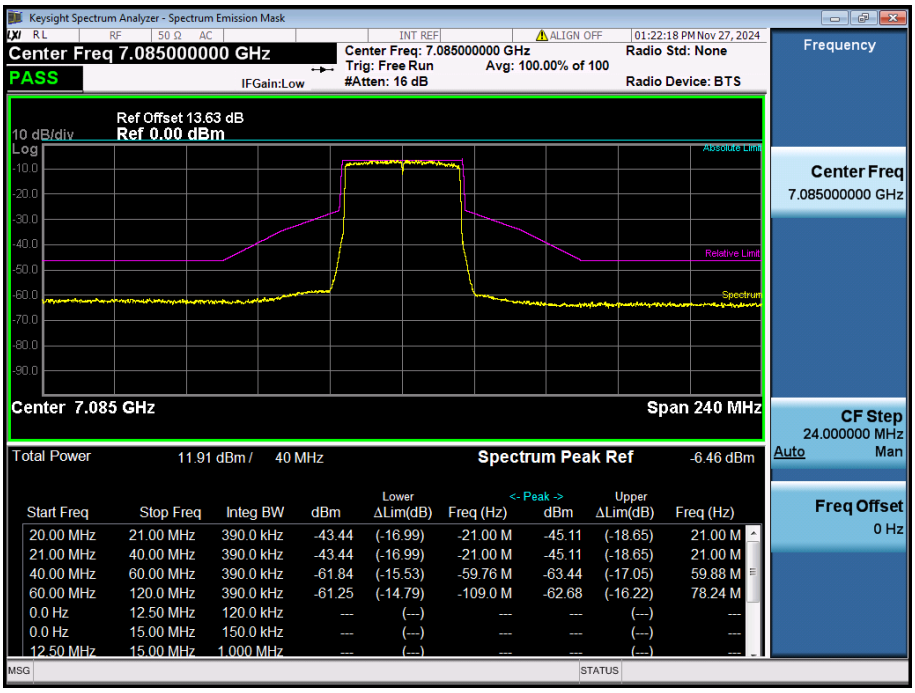

11ax80(SU), U-NII-8, Low Channel

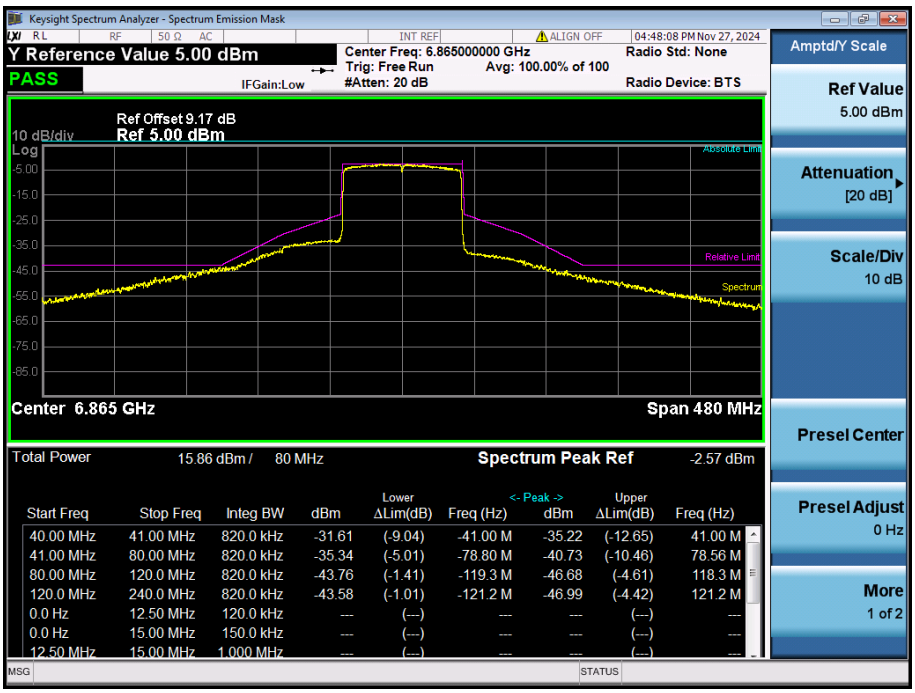

11ax80(SU), U-NII-8, Middle Channel

11ax80(SU), U-NII-8, High Channel

11ax160(SU), U-NII-8, Low Channel

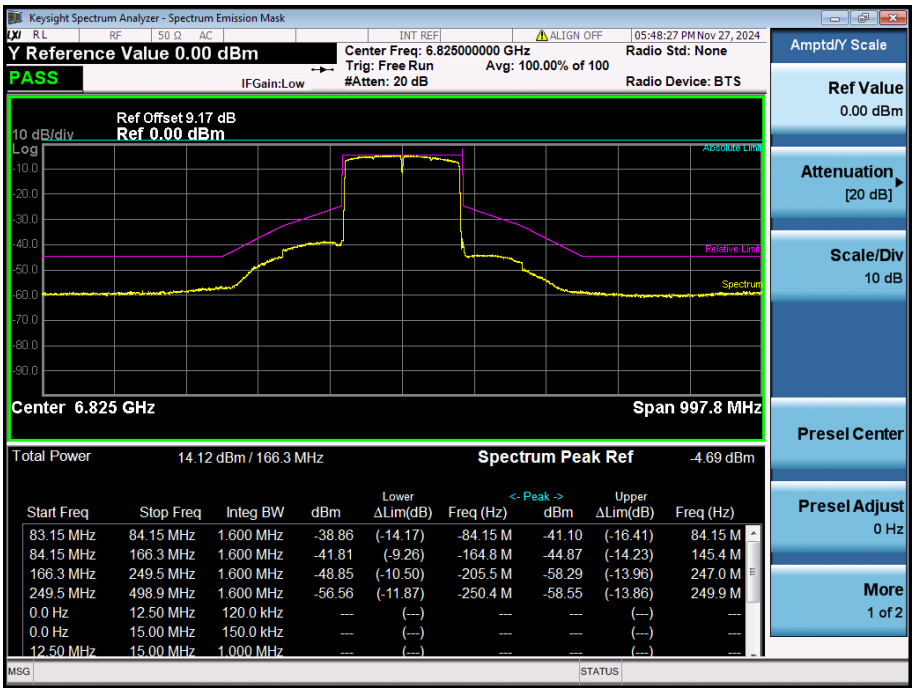

11ax160(SU), U-NII-8, High Channel

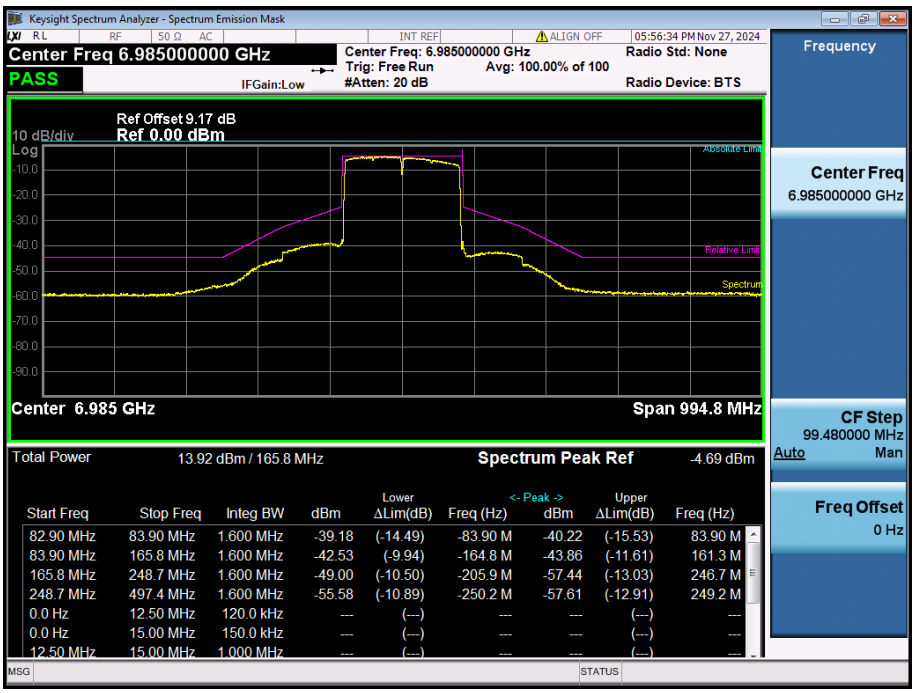

standard-Client

SISO-Antenna 8

11ax20(SU), U-NII-5, Low Channel

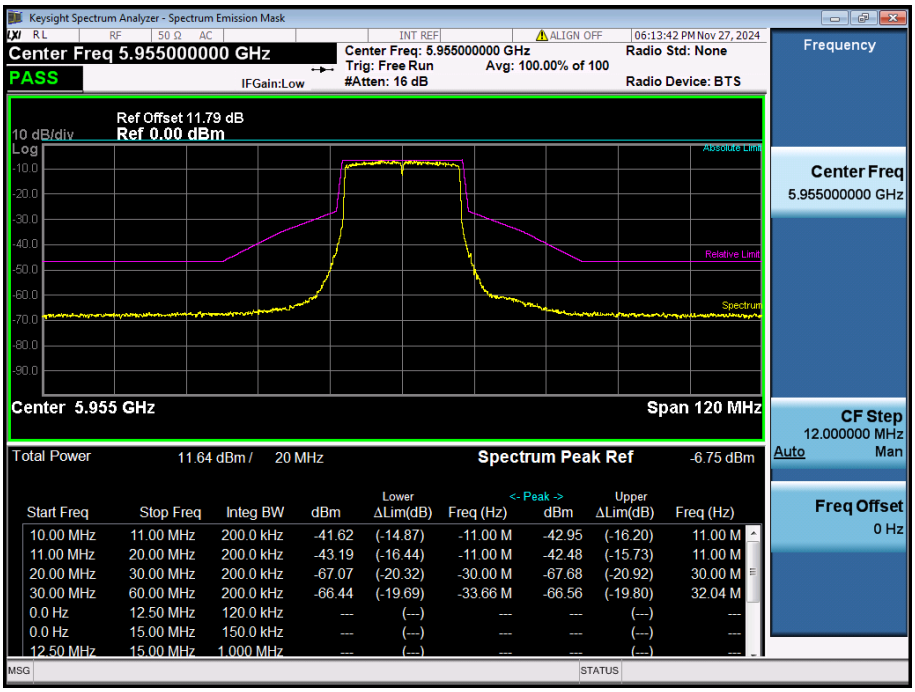

11ax20(SU), U-NII-5, Middle Channel

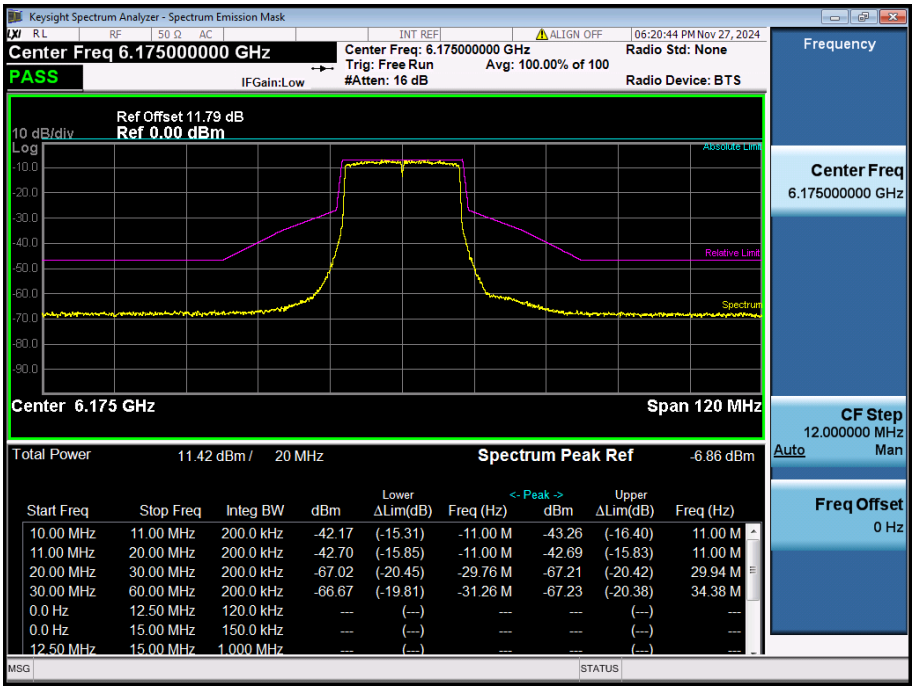

11ax20(SU), U-NII-5, High Channel

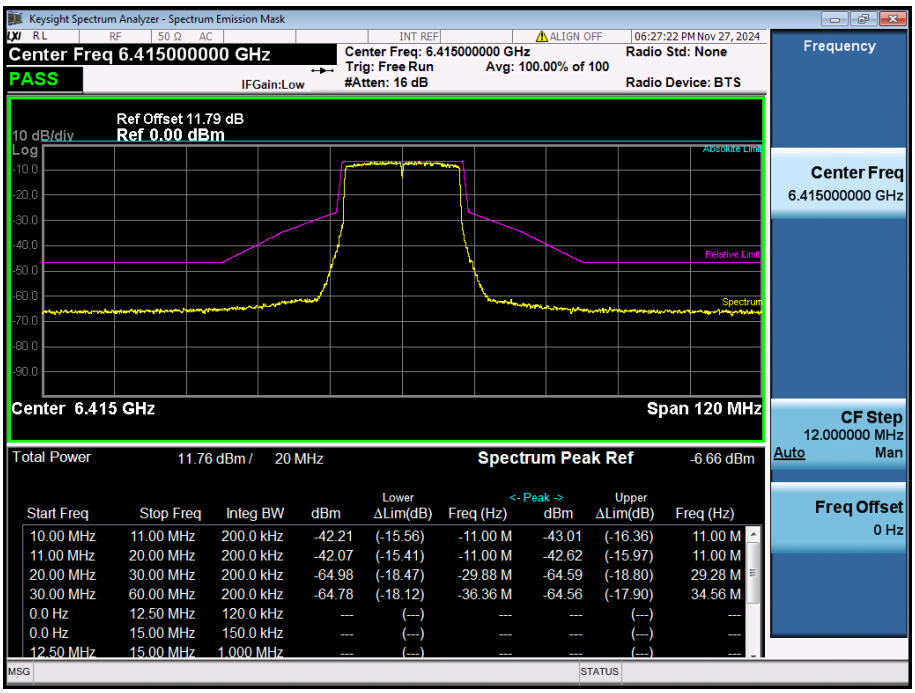

Start Freq	Stop Freq	Integ BW	dBm	Lower ΔLim(dB)	Lower Freq (Hz)	Peak dBm	Upper ΔLim(dB)	Upper Freq (Hz)
10.00 MHz	11.00 MHz	200.0 kHz	-42.21	(-15.56)	-11.00 M	-43.01	(-16.36)	11.00 M
11.00 MHz	20.00 MHz	200.0 kHz	-42.07	(-15.41)	-11.00 M	-42.62	(-15.97)	11.00 M
20.00 MHz	30.00 MHz	200.0 kHz	-64.98	(-18.47)	-29.88 M	-64.59	(-18.80)	29.28 M
30.00 MHz	60.00 MHz	200.0 kHz	-64.78	(-18.12)	-36.36 M	-64.56	(-17.90)	34.56 M
0.0 Hz	12.50 MHz	120.0 kHz	---	(---)	---	---	(---)	---
0.0 Hz	15.00 MHz	150.0 kHz	---	(---)	---	---	(---)	---
12.50 MHz	15.00 MHz	1.000 MHz	---	(---)	---	---	(---)	---

11ax40(SU), U-NII-5, Low Channel

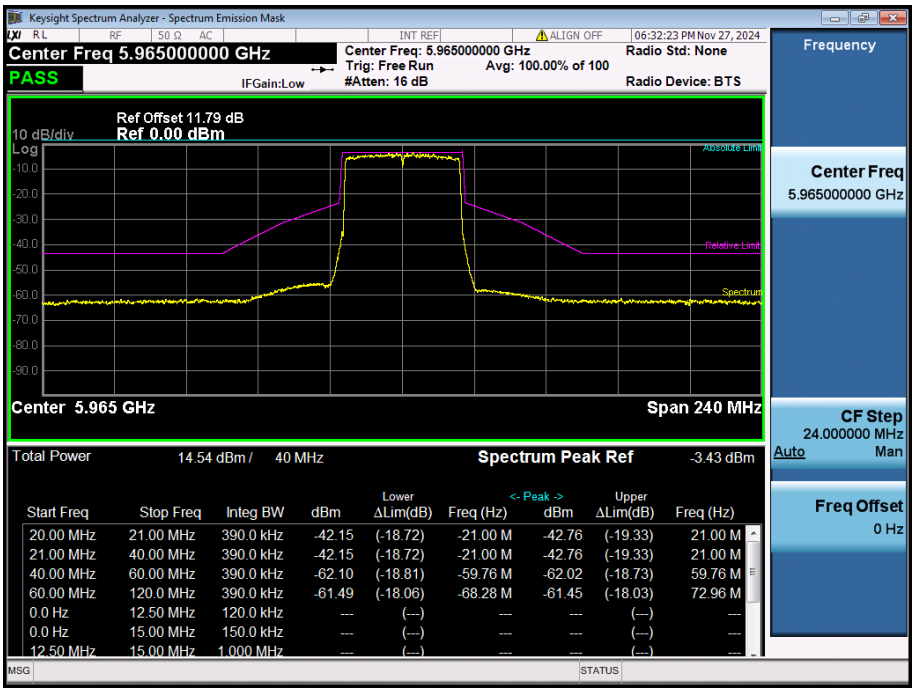

Start Freq	Stop Freq	Integ BW	dBm	Lower ΔLim(dB)	Lower Freq (Hz)	Peak dBm	Upper ΔLim(dB)	Upper Freq (Hz)
20.00 MHz	21.00 MHz	390.0 kHz	-42.15	(-18.72)	-21.00 M	-42.76	(-19.33)	21.00 M
21.00 MHz	40.00 MHz	390.0 kHz	-42.15	(-18.72)	-21.00 M	-42.76	(-19.33)	21.00 M
40.00 MHz	60.00 MHz	390.0 kHz	-62.10	(-18.81)	-59.76 M	-62.02	(-18.73)	59.76 M
60.00 MHz	120.0 MHz	390.0 kHz	-61.49	(-18.06)	-68.28 M	-61.45	(-18.03)	72.96 M
0.0 Hz	12.50 MHz	120.0 kHz	---	(---)	---	---	(---)	---
0.0 Hz	15.00 MHz	150.0 kHz	---	(---)	---	---	(---)	---
12.50 MHz	15.00 MHz	1.000 MHz	---	(---)	---	---	(---)	---

11ax40(SU), U-NII-5, Middle Channel

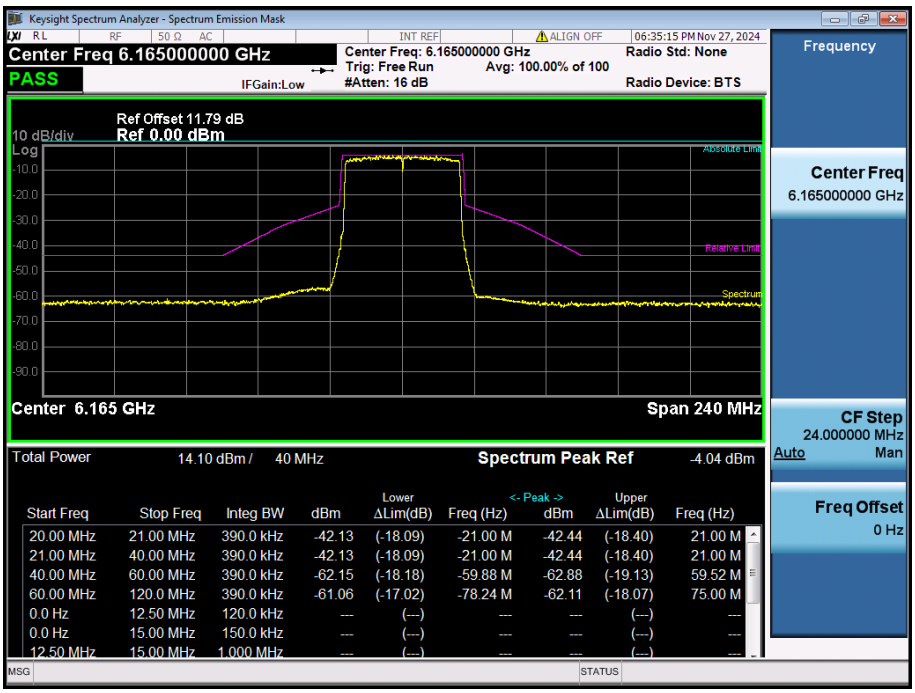

11ax40(SU), U-NII-5, High Channel

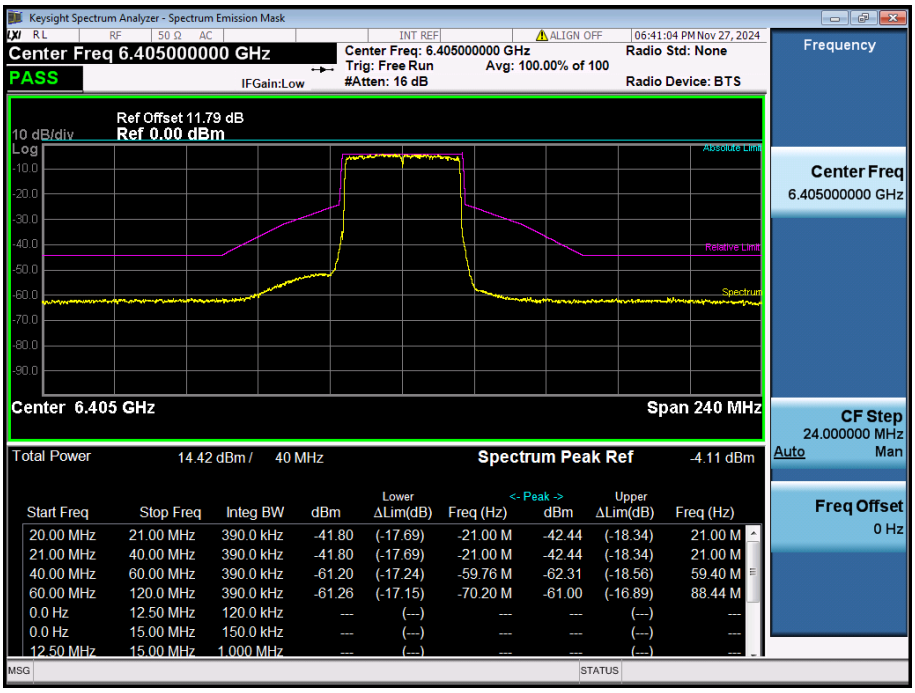

11ax80(SU), U-NII-5, Low Channel

11ax80(SU), U-NII-5, Middle Channel

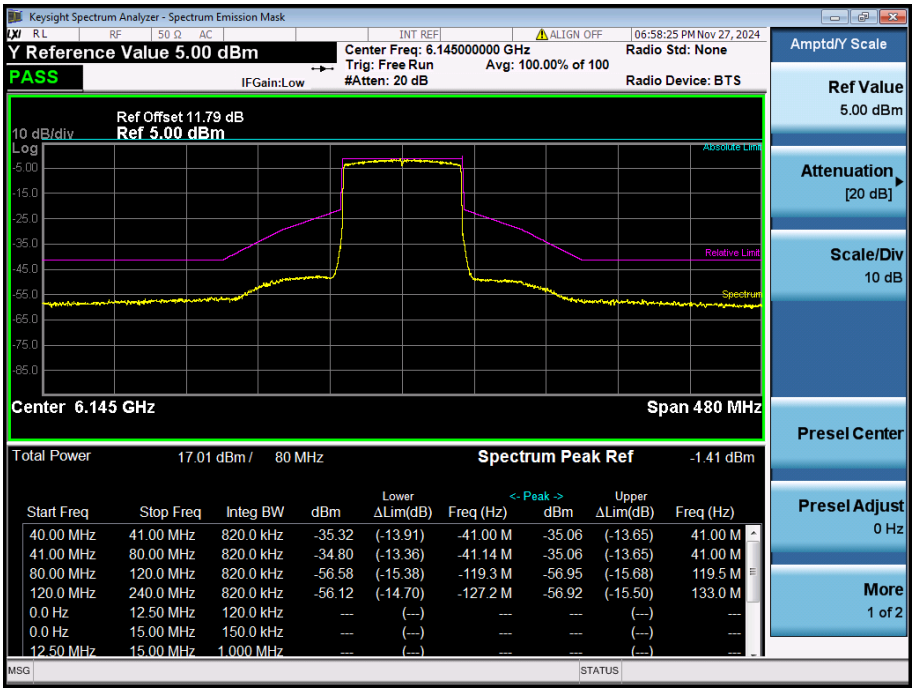

11ax80(SU), U-NII-5, High Channel

11ax160(SU), U-NII-5, Low Channel

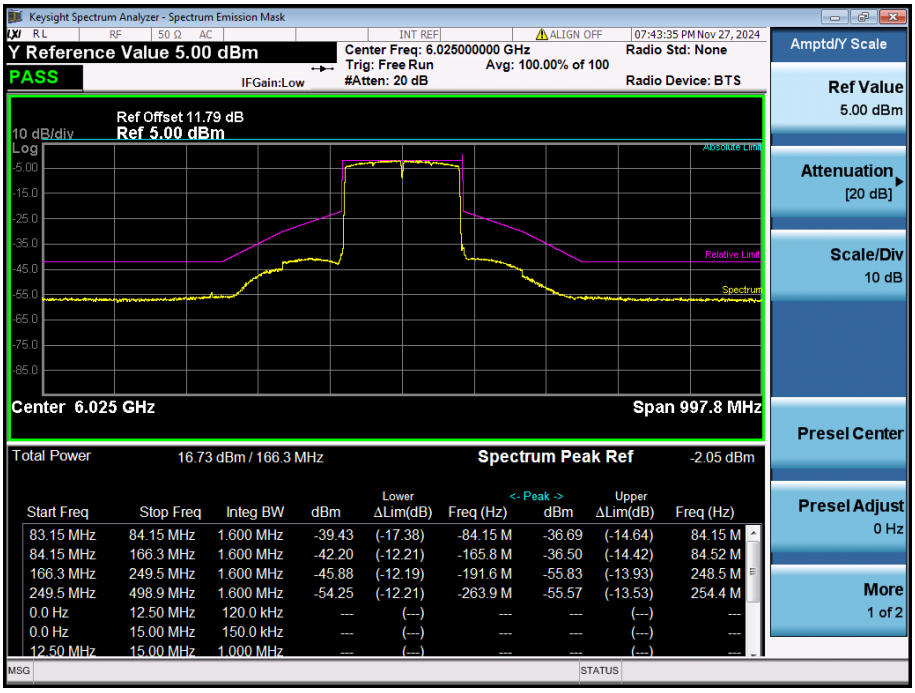

11ax160(SU), U-NII-5, Middle Channel

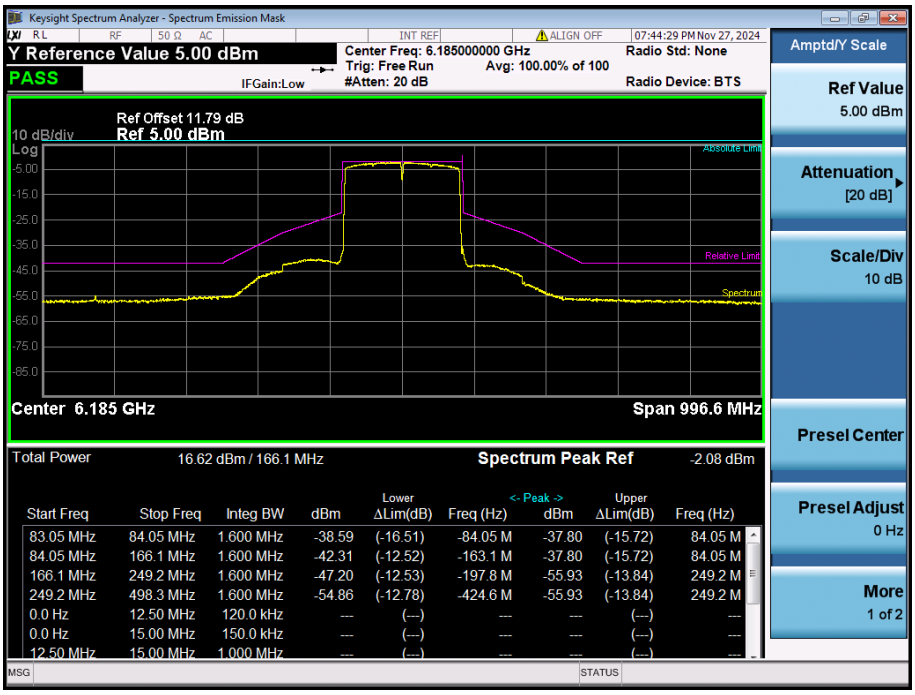

11ax160(SU), U-NII-5, High Channel

11ax20(SU), U-NII-7, Low Channel

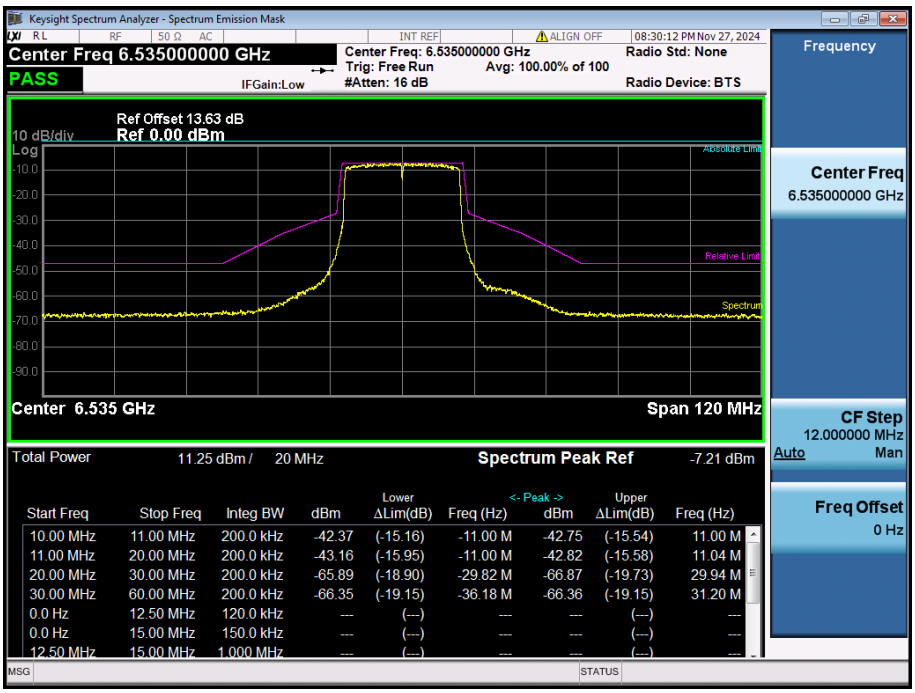

11ax20(SU), U-NII-7, Middle Channel

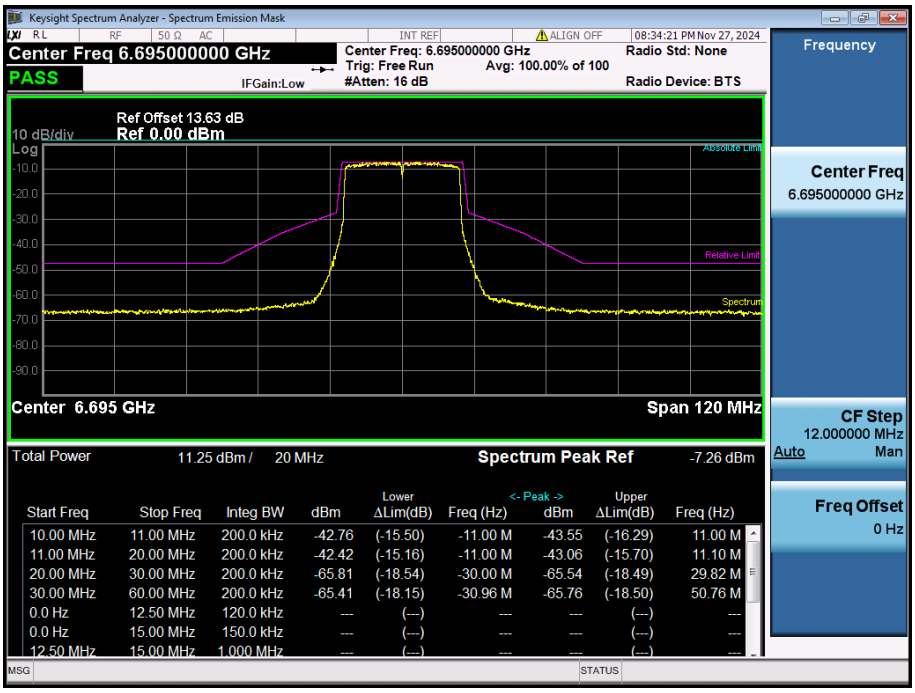

11ax20(SU), U-NII-7, High Channel

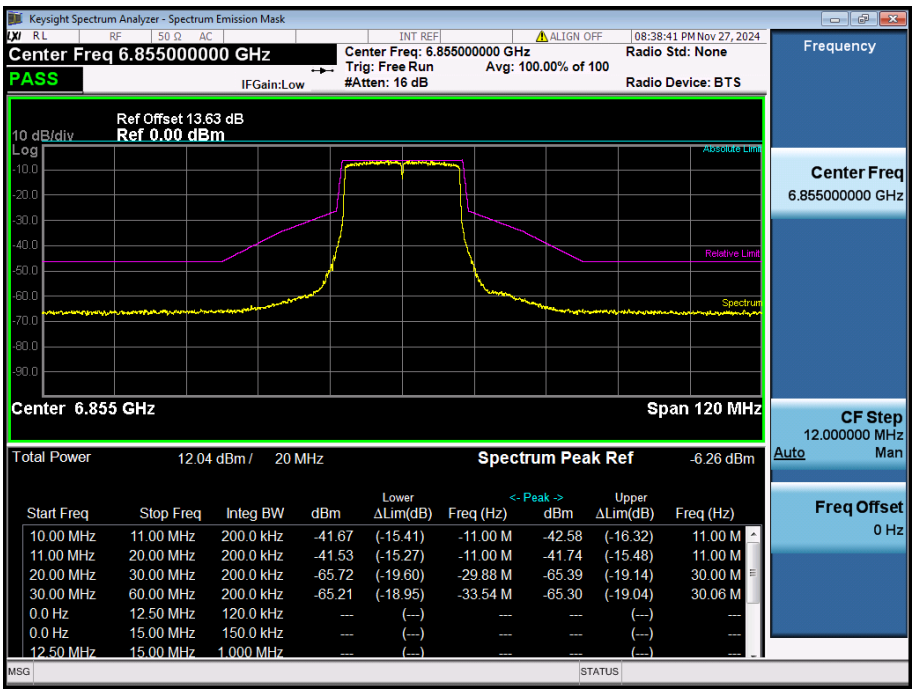

11ax40(SU), U-NII-7, Low Channel

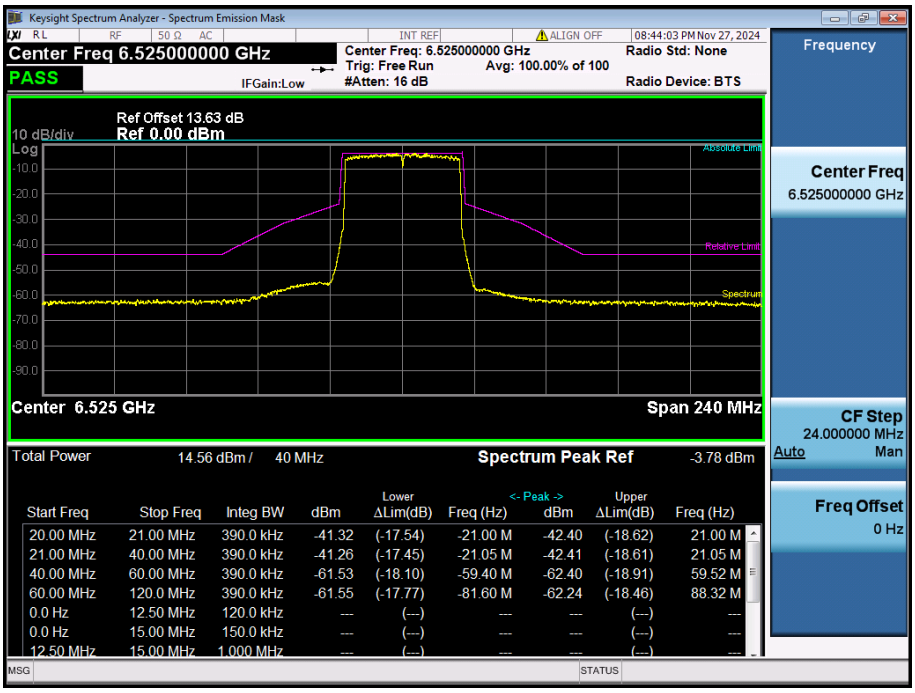

11ax40(SU), U-NII-7, Middle Channel

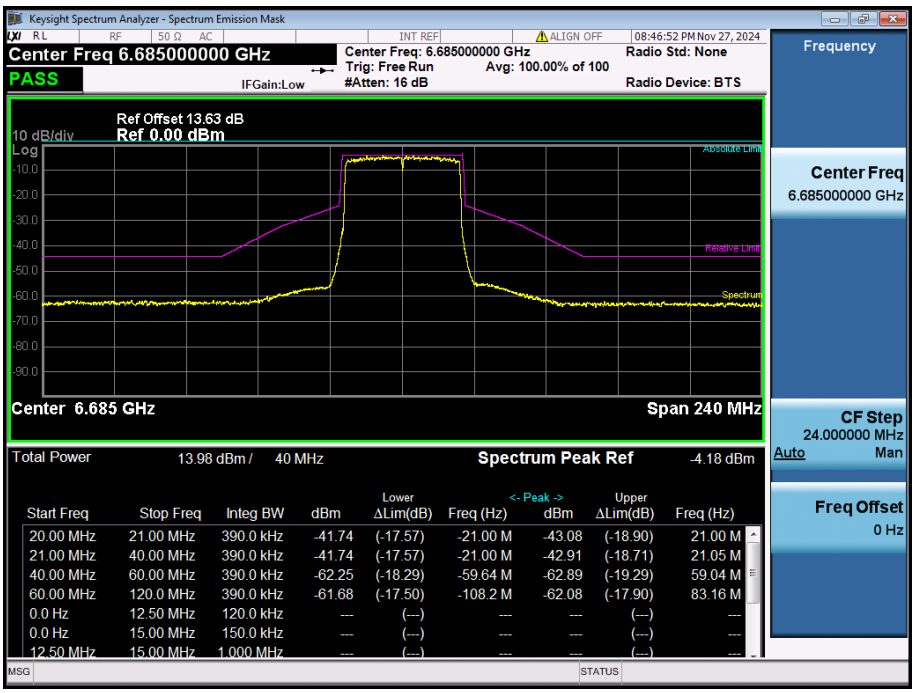

11ax40(SU), U-NII-7, High Channel

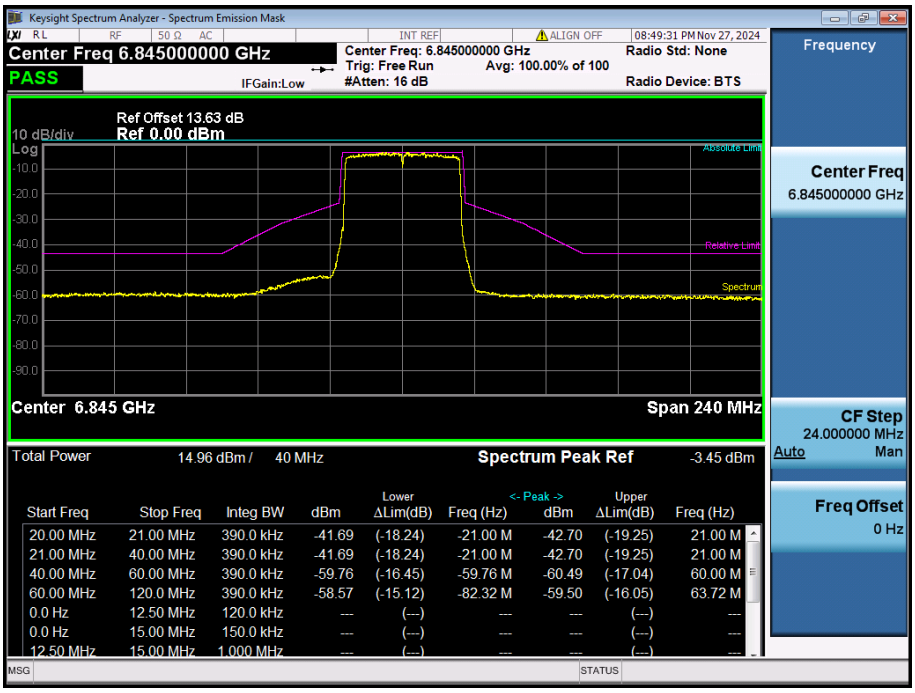

11ax80(SU), U-NII-7, Low Channel

11ax80(SU), U-NII-7, Middle Channel

11ax80(SU), U-NII-7, High Channel

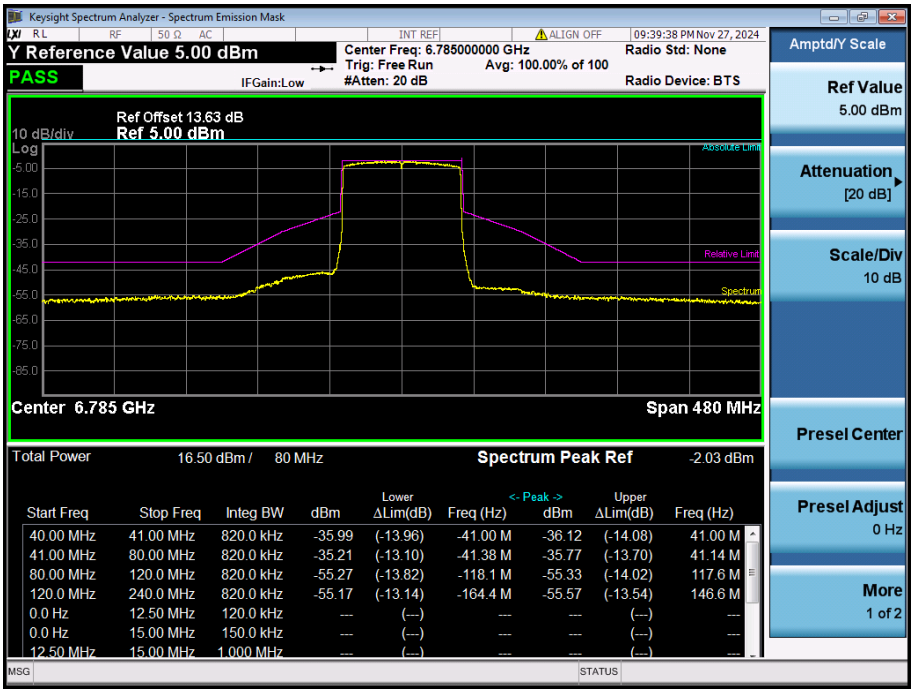

11ax160(SU), U-NII-7, Middle Channel

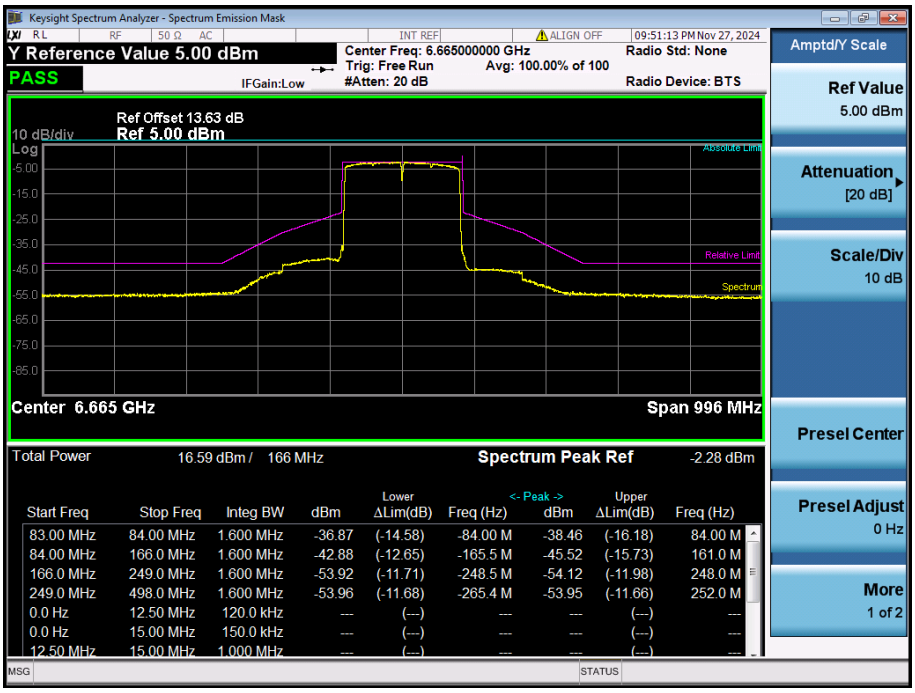

ANNEX B TEST SETUP PHOTOS

Please refer the document “BL-SZ24B0764-AR.PDF”.

ANNEX C EUT EXTERNAL PHOTOS

Please refer the document “BL-SZ24B0764-AW.PDF”.

ANNEX D EUT INTERNAL PHOTOS

Please refer the document “BL-SZ24B0764-AI.PDF”.

Statement

1. The laboratory guarantees the scientificity, accuracy and impartiality of the test, and is responsible for all the information in the report, except the information provided by the customer. The customer is responsible for the impact of the information provided on the validity of the results.
2. The report without China inspection body and laboratory Mandatory Approval (CMA) mark has no effect of proving to the society.
3. For the report with CNAS mark or A2LA mark, the items marked with "☆" are not within the accredited scope.
4. This report is invalid if it is altered, without the signature of the testing and approval personnel, or without the “inspection and testing dedicated stamp” or test report stamp.
5. The test data and results are only valid for the tested samples provided by the customer.
6. This report shall not be partially reproduced without the written permission of the laboratory.
7. Any objection shall be raised to the laboratory within 30 days after receiving the report.

--END OF REPORT--