Project Confirmation Letter

承认书项目表

NO.	内容 （Contents）	页数 （Number of Page）	页码 （Page Code）
1	承认书封面（Spec Cover）	1	1
2	承认书项目表（Spec Item ）	1	2
3	工程成品图（Drawing）	1	3
4	电性测试报告（Test Reports ）	1	4
5	S 参数测试 （S Parameter ）	1	5
6	增益测试 （Gain Test ）	1	6
7			
8			
9			
10	-	-	-
11	-	-	-
12	-	-	-

SIGN	DATE	DESCRIPTION	APPROVER
B			
C			
D			

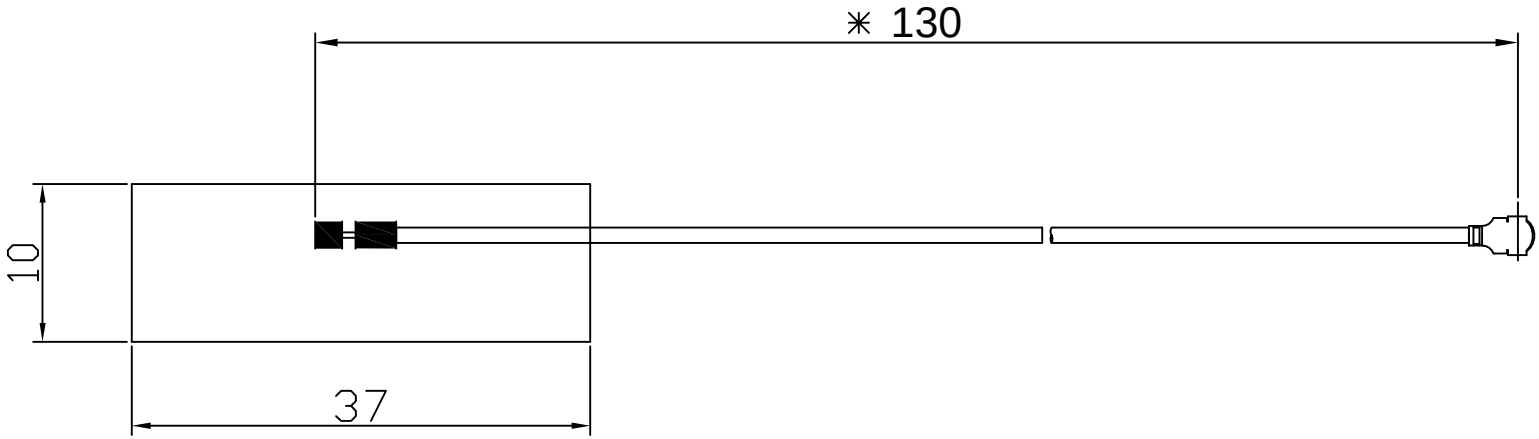

Note:
1.Take" ✳ "is the important dimension.
2.Tolerance:Unmarked tolerance refer to the standard tolerance please.

No.	Part Number	Name	Material	Q'ty
3	FW3710	FPCB	FPCB 37*10mm	1
2	R-CB-113B	Cable	O.D. 1.13mm	1
1	CI-113	Connector	Mini Connector	1

东莞脉讯电子有限公司

TITLE:ANTENNA

PART NO.: FW3710-113B-IX130

DWG NAME:FW3710-113B-IX130.DWG

APPROVED BY	CHECKED BY	DESIDNED BY		Tolerance
jeff 2022-01-10	leon 2022-01-10	YD 2022-01-10	UNITS: mm SCALE: 1/1 REVISION: A	X.X ±0.20 X.XX ±0.10 X° ±3°

电性测试报告

Test Reports

Sample Photo	
A. Electrical Characteristics	
Frequency	2400 ~ 2500MHz4900 ~ 5900MHz
S.W.R.	<= 2.5
Antenna Gain	4.0 dBi
Impedance	50 0hm Nominal
Return Loss	-10 dB Max
Radiation	Omni-directional
Cable Loss	4.9 dB / m Max @ 5000 MHz
Polarization	Linear, Vertical
Admitted Power	1 W
Connector	13
Physical Properties	
Antenna Material	FPCB
Cable Type	O.D. 1.13mm // 130 mm
Operating Temp.	-35 ~ +60 ˚C
Storage Temp.	-35 ~ +70 ˚C

S 参数测试
S Parameter Test

Agilent E5071C	

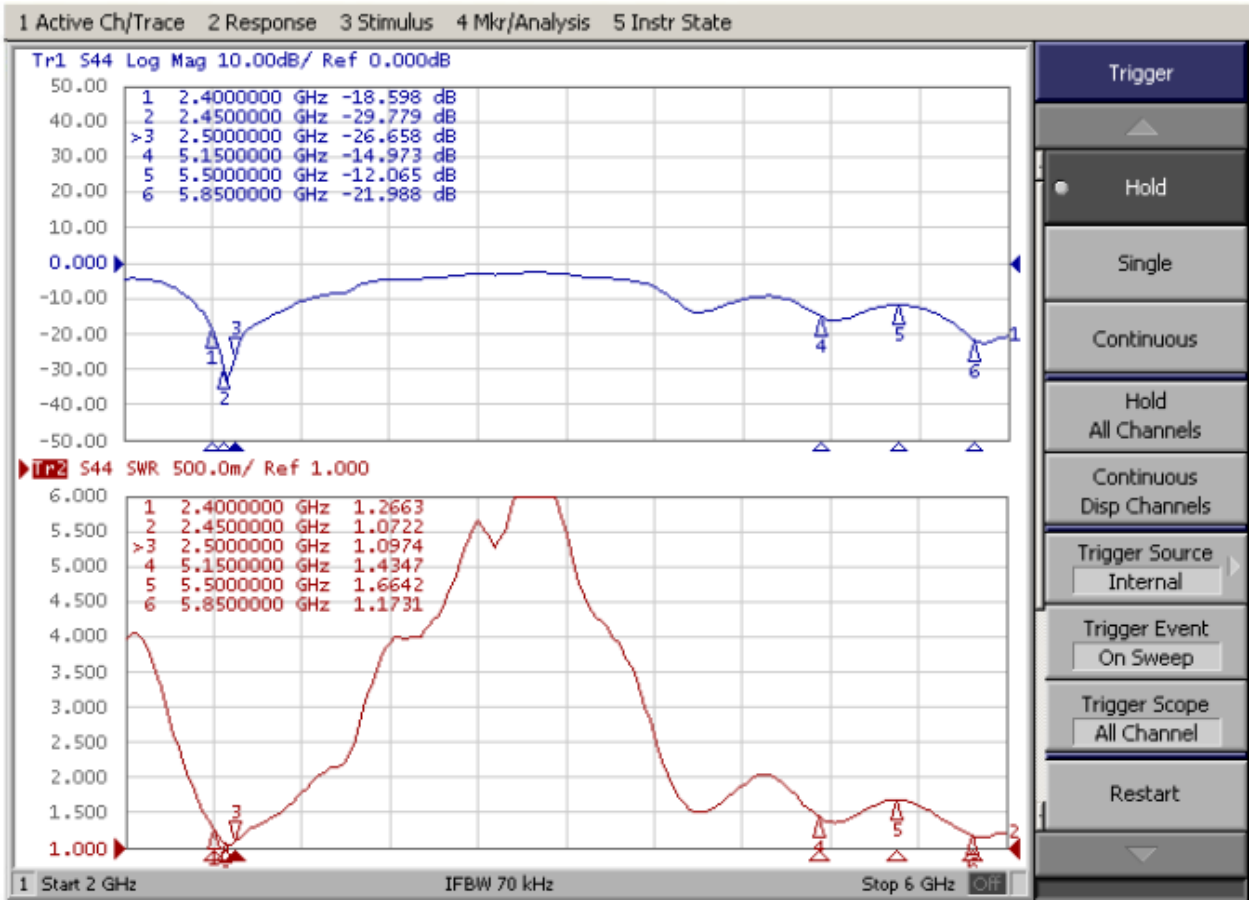

Product Name: Antenna

5. Antenna - Radiation Pattern Test Data

XY-PLANE

2400 MHz	2450 MHz	2500 MHz
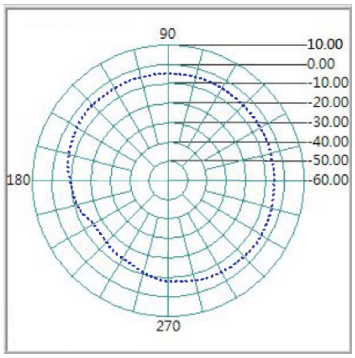	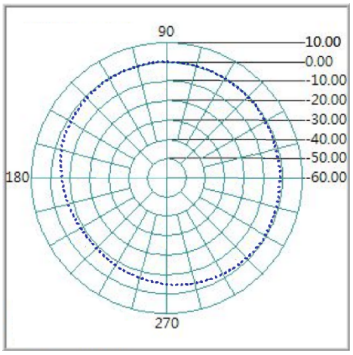	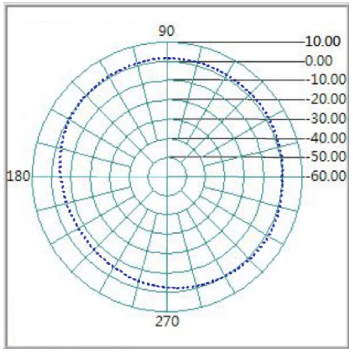

5000 MHz	5500 MHz	5800 MHz
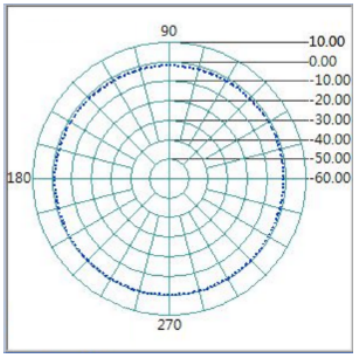	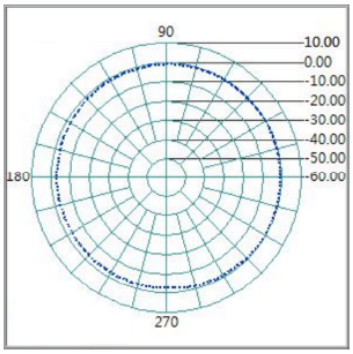	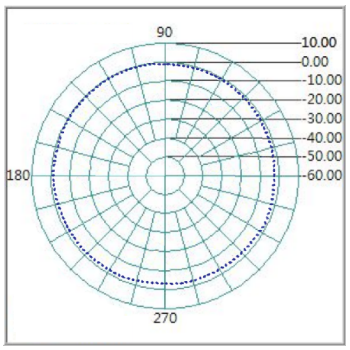

Product Name: Antenna

5. Antenna - Radiation Pattern Test Data

XZ-PLANE

2400 MHz	2450 MHz	2500 MHz
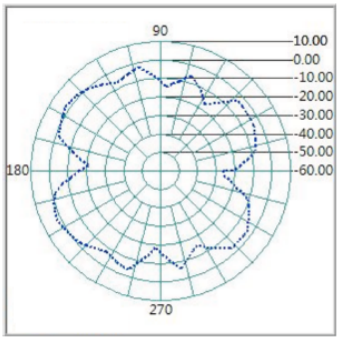	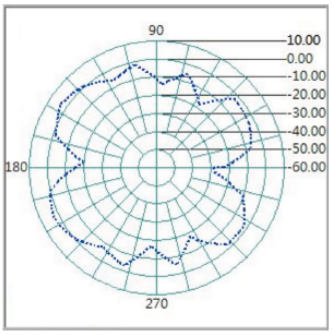	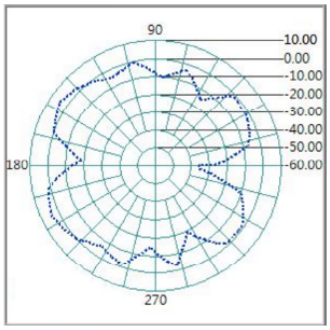

5000 MHz	5500 MHz	5800 MHz
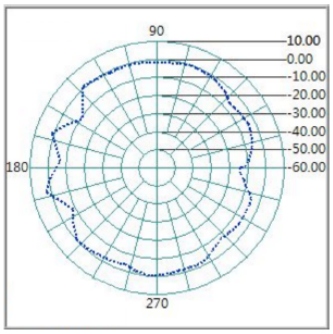	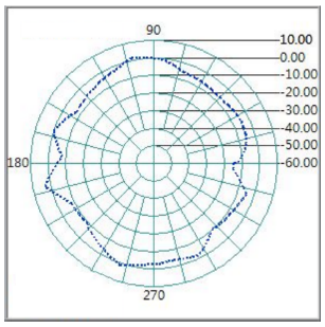	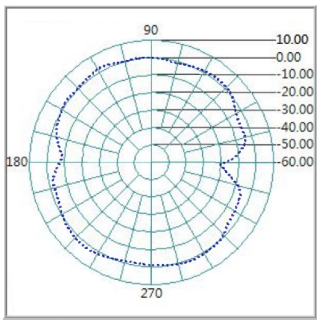

Product Name: Antenna

5. Antenna - Radiation Pattern Test Data

YZ-PLANE

2400 MHz	2450 MHz	2500 MHz
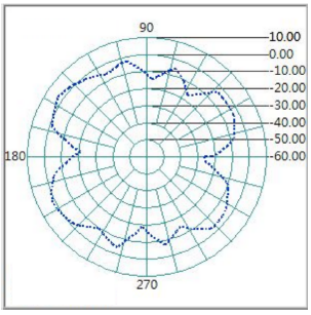	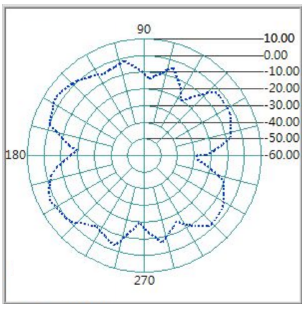	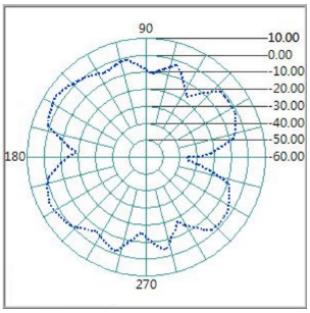

5000 MHz	5500 MHz	5800 MHz
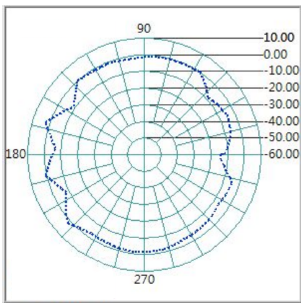	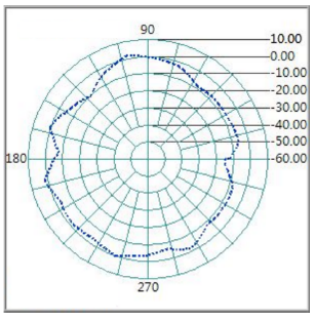	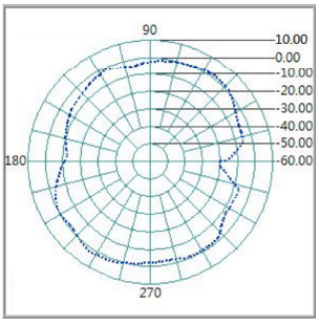

Frequency	2400	2450	2500	5000	5500	5800
Peak Gain(dbi)	3.41	3.72	3.89	2.64	2.97	2.34