- MANUAL
- SONG LIST

MR-9100

MUNIA

TABLE OF CONTENTS

CAUTIONS FOR SAFETY 4~7

PRODUCT FEATURES 8

ACCESSORIES OF PRODUCT 9

CAUTIONS BEFORE USAGE 10

CONNECTION METHOD 11~12

EACH PART NAME AND BUTTON EXPLANATION 13

MAIN FUCTIONS – MENU EXPLANATION 14

MAIN FUCTIONS – KARAOKE MODE 15~16

MAIN FUCTIONS – RECORDING PLAY MODE 17

MAIN FUCTIONS – MP3 MODE [MP3] 18

MAIN FUCTIONS – USER MODE [USR] 19

HOW TO USE OPTION ACCESSORIES 20

TROUBLE SHOOTING 21

PRODUCT MAINTENANCE AND REPAIR 22

PRODUCT SPECIFICATION [MR-9100] 23

Cautions for safety

The following guidelines are to keep the safety of users, and to prevent them from property loss.
Please read the guidelines carefully, and use it properly.

Warning This sign indicates that if you don't follow the stated matters it causes physical harm or property loss.

Caution This sign indicates that if you don't follow the stated matters it causes property loss or the product damage.

Warning

Do not put metal objects near a microphone or input, output lines while the product is playing, and do not press the buttons by sharp or pointed tools for a microphone control.
(There is a danger of electric shock, fire, or wrong operation.)

Do not pull the electric cord to unplug an adaptor from an outlet or touch the electric cord with wet hands.
(It causes electric shock or product trouble.)

Do not install the product at moist (ex: bath room) places, or at places close to snow and rain.
(It causes wrong operation of the device, or there is a danger of electric shock.)

If a strange noise, smell, or smoke is detected from the product, please unplug it immediately and contact the customer service center.(RMA center)
(It causes a fire or electric shock)

Cautions for safety

Warning

In case children use the products, please guardians explain the treatment instructions, and even as their using the products please keep watching children carefully whether they follow the instructions or not.

Please keep a microphone, adaptor, cable, and other optional accessories where they are not reached by animals or babies.

The product follows the regulations of the electromagnetic waves emission that is regulated by government, but it could be harmful to human body by electromagnetic waves, please do not use it for a long time.

Using a product while driving can be direct and indirect causes of accidents, so please do not use the product while you are driving.

Do not volume up the TV or amplifier too loud.
(In case of starting the product with high volume suddenly, or using the product continuously without volume fixing, It could cause injury of hearing ability)

※ People who are very sensitive or have heart trouble could have physical and mental damage, so specially these people need to use the products very carefully.

Cautions for safety

Cautions

Do not connect it except the regular voltage.
(Standard voltage)
(There is a danger of fire, electric shock, or wrong operation)

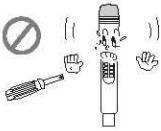

Do not disassemble, repair, or assemble a product on your own. If it is needed, please contact the customer service center.
(There is a possibility of danger of electric shock or wrong operation)

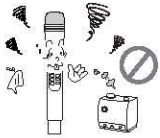

Do not place a product at dusty, oily, or smoky places, or store the product at a heating, and please store it in a good ventilating place.
(It causes product damage , electric shock, a fire or out of order)



If an electric cord is damaged, please use the product after contacting service center and exchanging the electric cord.
(A damaged electric cord or a loosen outlet has dangers of electric shock or fire.)

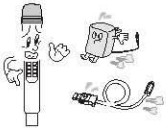

Do not use outlets, or other accessories together with electrical devices of other companies, and please use honest products.
(If an electric cord or cable is damaged or abraded, please contact RMA service center.)

Do not bend or twist the cables supplied by electric power, and put a heavy object on the electric cord.
(There is a danger of fire or an electric shock)

Please install a product at an easy place in order to unplug an electric cord, and while it is not used please unplug the electric plug.
(There is a danger of fire, electric shock)

Cautions for safety

Cautions

Please unplug a product during the thunder and lighting.
(There is a danger of fire)

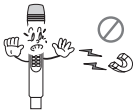

Do not install a product on an unstable place and put close to metal objects.
(It causes a trouble)

If a microphone or box karaoke is damaged by electric shock or other reasons, do not use the product.
(If human body is contacted with the operating device of a damaged product, there is a danger of fire or an electric shock)

Do not use the water to clean each part of main body of product when you clean. The cleaning method causes the product life to be reduced. please use dry cloth when cleaning
(If water soaked into box karaoke, please stop using it, and contact RMA center)

Do not use a box karaoke and a microphone except for karaoke purpose.
(There is a danger of physical injury if you make a play with karaoke device or use it for other purposes)

When installing a product, please refer to the connection manual.

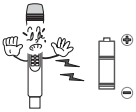

Please insert the batteries, noting polarity.

Product features

- You can sing a song with wireless microphone freely without any line problem.
- You can download the newest songs by internet any time.
- You can enjoy MP3 of favorite songs by downloading.
- You can enjoy the pictures of digital camera on background screen.
- You can make 'my special album' by Audio CD of recorded songs.

Sing with the wireless microphone MR-9100 freely with the change of home karaoke! Slim design of the wireless microphone! Box karaoke of SET TOP method gives- convenient storage.

Accessories of product

1. Basic Accessories

Please make sure the following six accessories are included.

1.Box karaoke	2.Microphone	3.USB cable
4.Adaptor	5.Cable	6. Manual & song book

2. Options

Option products are extra purchasing products.

1. Duet microphone	2. Duet microphone	3. Cigar jack	4. Additional pack

If you want to purchase the optional products,
please contact the head office or an agent nearby you.
http : //www.conncom.com

※ The image pictures of these products can be changed for the product improvement.

Cautions before usage

Cautions before usage

- Static electricity from TV causes some problems on box karaoke. After connecting the box karaoke and TV, please turn on TV power.

- When you insert or remove an additional pack, you have to turn off TV in advance.
  (It can affect data memory)

- If microphone sound is strange, please reset it as initialization.
  (TEMPO TONE → Special mode → If you press 8 button four times, it can be initialized)

- Please do not use it around the operating electronic oven.
  (It causes a noise or microphone echo abnormally)

- Please use the adaptor provided for the box karaoke only.
  (DC7V, 400mA)
  (Overheating causes fire or wrong operation of box karaoke)

Connection method

1. Connecting with TV

Please check external input (video) of TV.

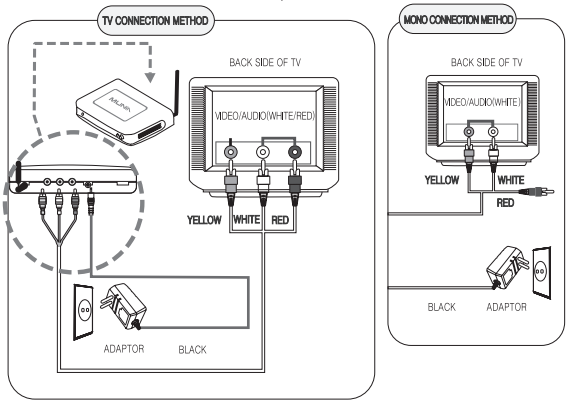

1. Please connect TV and box karaoke by cables.
   (Please refer how to connect with TV)
2. If TV input terminals are two, please insert yellow color, and one color out of white, red colors.
   (Please refer how to connect mono type)
3. Please connect the adaptor with electric cord, and connect the end part on power (DC7V/400mA)
4. Please insert the batteries (AAx2) on the wireless microphone, noting polarity.
5. After turning on TV, please adjust the channel as external input or video channel like picture1.

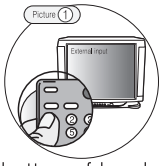

6. After pressing power button of box karaoke, when logo is loaded, box karaoke is ready to be played.
7. Please press the power button of a wireless microphone (LED of microphone is changed as Green color)

※When the color of microphone LED is changed to red color, please exchange the batteries

Connection method

2. Connecting with TV and Audio

It is available to use to connect with audio by an audio connection line which is on the market.

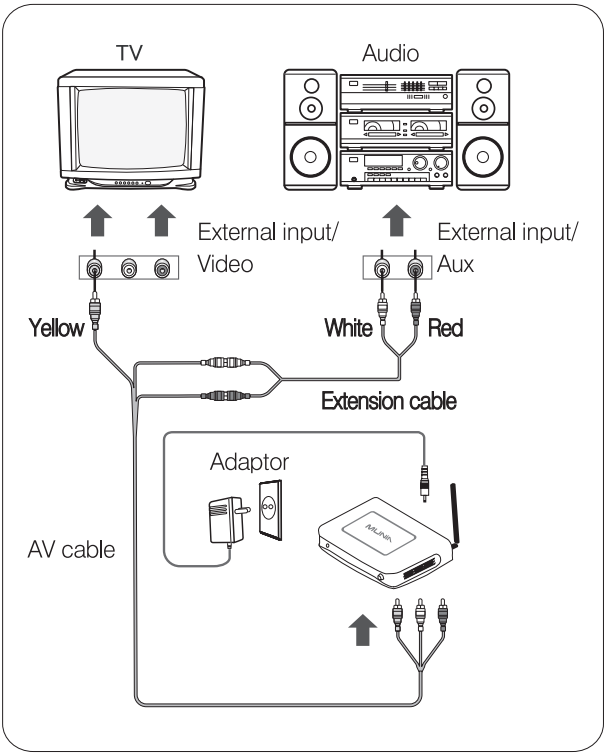

After installation of audio connection line, and turning on TV and Audio power, If you press "External input" or "AUX" from audio, the sound is outputted.

※Extension cable is optional.

Additional page

User's Manual Information

Do not

Any changes or modifications to the equipment not expressly approved by the party responsible for compliance could void user's authority to operate the equipment.

FCC Compliance Statement

This device complies with part 15 of the FCC Rules. Operation is subject to the following two conditions:

(1) This device may not cause harmful interference, and
(2) This device must accept any interference received,

Including interference that may cause undesired operation

Information to User

This equipment has been tested and found to comply with the limits for a Class B digital device, Pursuant to part 15 of the FCC Rules. These limits are designed to provide reasonable protection against harmful interference in a residential installation. This equipment generates, uses and can radiate radio Frequency energy and, if not installed and used in accordance with the instructions, may cause harmful interference to radio communications.

However, there is no guarantee that interference will not occur in a particular installation. If this equipment does cause harmful interference to radio or television reception, which can be determined by turning the equipment off and on, the user is encouraged to try to correct the interference by one or more of the following measures:

- Reorient or relocate the receiving antenna.
- Increase the separation between the equipment and receiver- Connect the equipment into an outlet on a circuit different from that to which the receiver is connected.
- Consult the dealer or an experienced radio/TV technician for help.