## ANNEX 1 TO TEST REPORT # EMCC-080534GAD, 2019-02-20

# PHOTOGRAPHS OF TEST SETUP

**EQUIPMENT UNDER TEST:**

| | |
|---|---|
| Trade Name: | K-Band Transceiver |
| Type/Model: | IPS-937 |
| Serial Number(s): | 00001016 |
| Application: | K-Band Radar |
| FCC ID: | UXS-IPS937 |
| Manufacturer: | InnoSenT GmbH |
| Address: | Am Roedertor 30<br>97499 Donnersdorf<br>GERMANY |
| Phone: | +49 9528 9518-1265 |
| E-Mail: | Barrett.Lee@innosent.de |

**RELEVANT STANDARD(S) :** 47 CFR § 15.245

**MEASUREMENT PROCEDURE: :** ANSI C63.10-2013

## ILLUSTRATION LIST ANNEX 1


Photograph A1-1: Sample photo of position “X” 2
Photograph A1-2: Sample photo of position “Y” 2
Photograph A1-3: Sample photo of position “Z” 3
Photograph A1-4: Conducted emissions 3
Photograph A1-5: Radiated emissions 9 kHz – 30 MHz at 3 m distance 4
Photograph A1-6: Radiated emissions 30 – 1000 MHz at 3 m distance 4
Photograph A1-7: Radiated emissions 1 – 6 GHz at 3 m distance 5
Photograph A1-8: Sample setup photo of radiated emissions 6 – 18 GHz at 1 m distance 5
Photograph A1-9: Sample setup photo of radiated emissions 18 – 26.5 GHz at 1 m distance 6
Photograph A1-10: Radiated emissions 26.5 – 40 GHz at 1 m distance 6
Photograph A1-11: Radiated emissions 40 – 50 GHz at 1 m distance 7
Photograph A1-12: Radiated emissions 50 – 75 GHz at close distance 7
Photograph A1-13: Radiated emissions 75 – 100 GHz at close distance 8



**Photograph A1-1: Sample photo of position "X"**



**Photograph A1-2: Sample photo of position "Y"**

© EMCCons DR. RAŠEK GmbH & Co. KG



**Photograph A1-3: Sample photo of position "Z"**




**Photograph A1-4: Conducted emissions**



**Photograph A1-5: Radiated emissions 9 kHz – 30 MHz at 3 m distance**



**Photograph A1-6: Radiated emissions 30 – 1000 MHz at 3 m distance**

© EMCCons DR. RAŠEK GmbH & Co. KG




**Photograph A1-7: Radiated emissions 1 – 6 GHz at 3 m distance**




Note: photo is showing a different EUT (IPS-354)

**Photograph A1-8: Sample setup photo of radiated emissions 6 – 18 GHz at 1 m distance**



Note: photo is showing a different EUT (IPS-354)

**Photograph A1-9: Sample setup photo of radiated emissions 18 – 26.5 GHz at 1 m distance**



**Photograph A1-10: Radiated emissions 26.5 – 40 GHz at 1 m distance**

© EMCCons DR. RAŠEK GmbH & Co. KG



**Photograph A1-11: Radiated emissions 40 – 50 GHz at 1 m distance**



**Photograph A1-12: Radiated emissions 50 – 75 GHz at close distance**

© EMCCons DR. RAŠEK GmbH & Co. KG



**Photograph A1-13: Radiated emissions 75 – 100 GHz at close distance**

© EMCCons DR. RAŠEK GmbH & Co. KG