802.11ax/20MHz/MCS0/2412MHz/Ch1

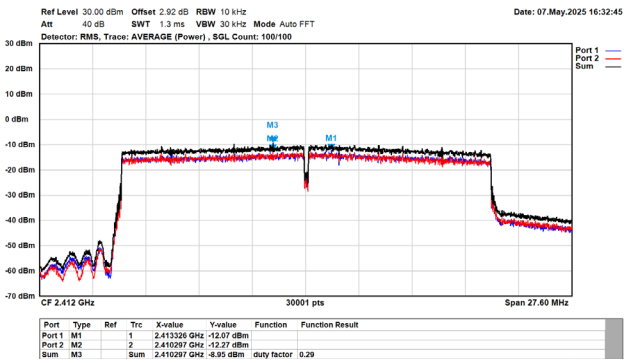

802.11ax/20MHz/MCS0/2437MHz/Ch6

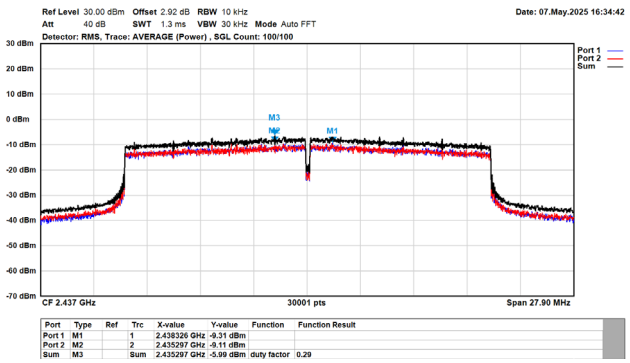

802.11ax/20MHz/MCS0/2462MHz/Ch11

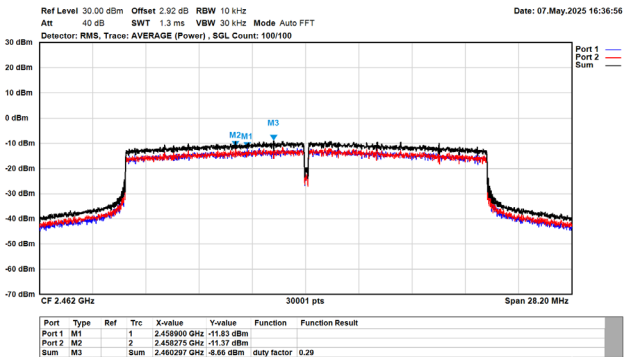

802.11ax/40MHz/MCS0/2422MHz/Ch3

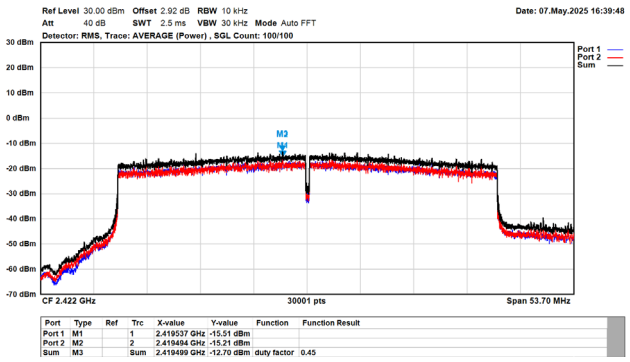

802.11ax/40MHz/MCS0/2437MHz/Ch6

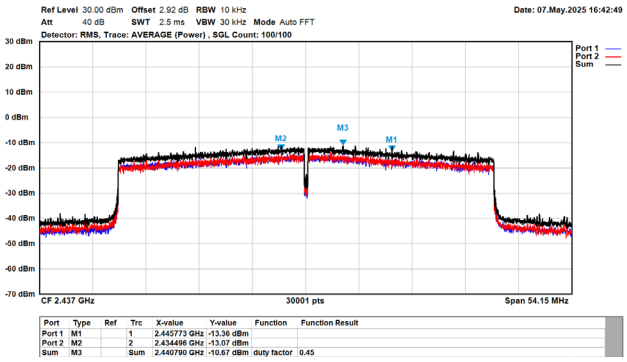

802.11ax/40MHz/MCS0/2452MHz/Ch9

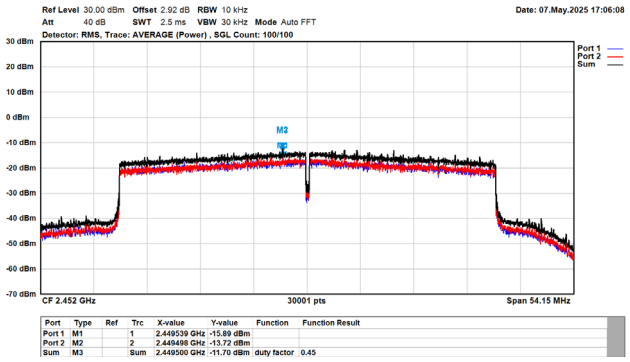

Appendix E. Test Result of Antenna Port Conducted Emission

802.11b / 2412 MHz

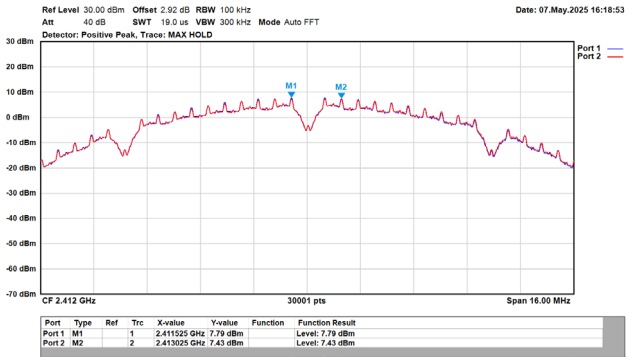

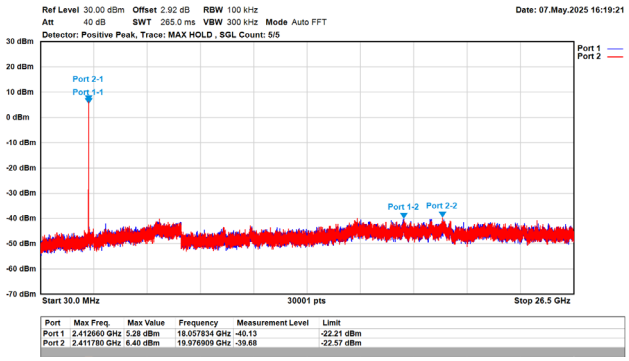

802.11b / 2437 MHz

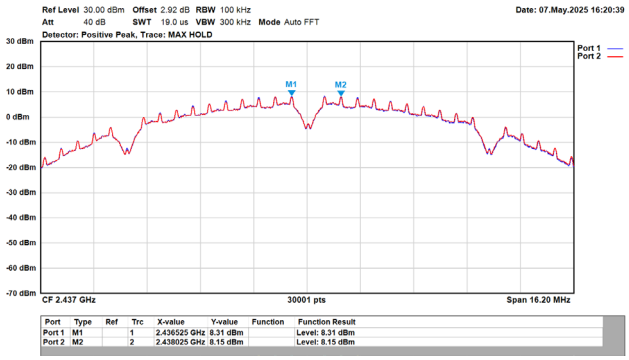

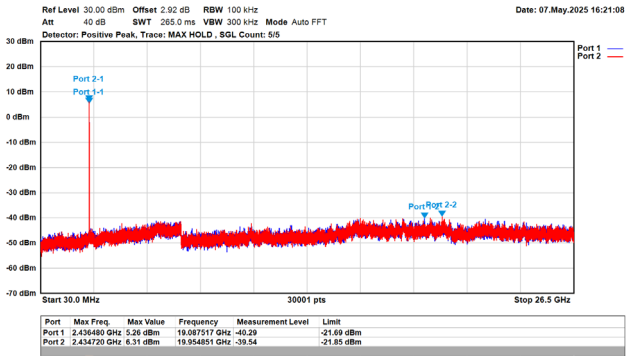

802.11b / 2462 MHz

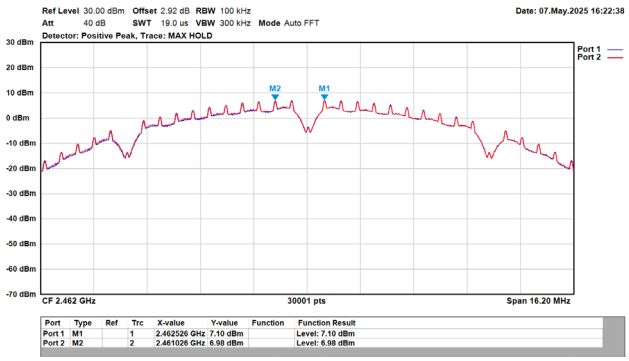

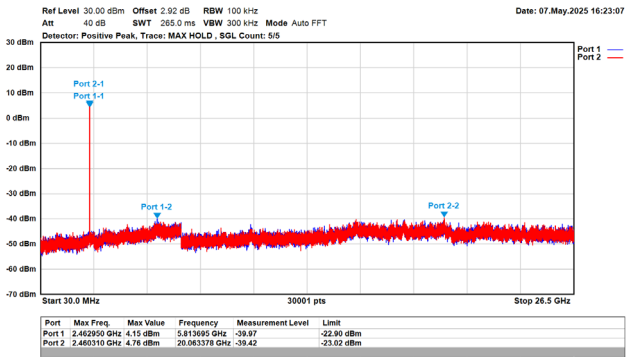

802.11g / 2412 MHz

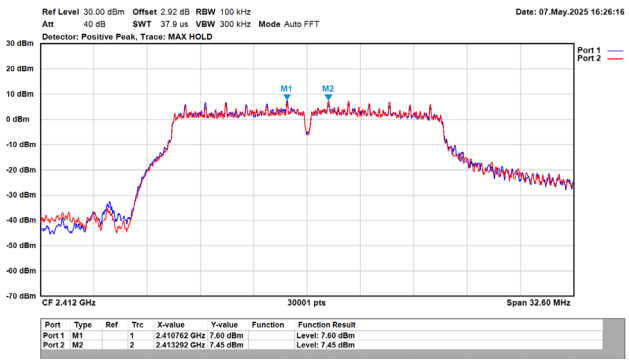

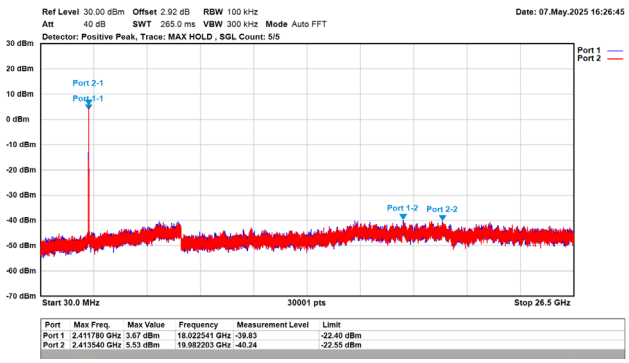

802.11g / 2437 MHz

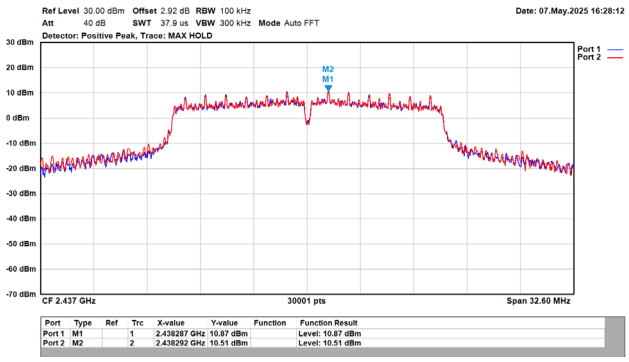

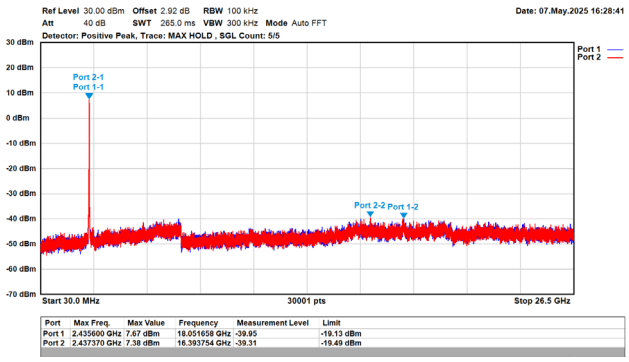

802.11g / 2462 MHz

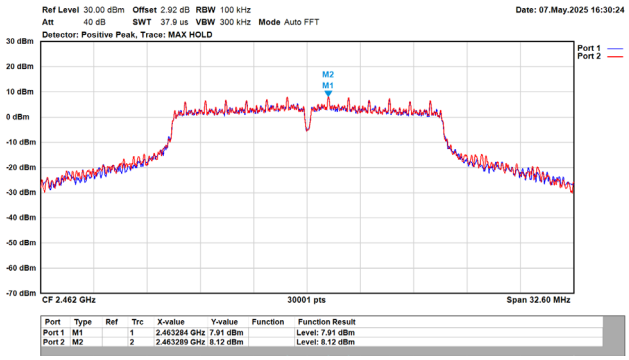

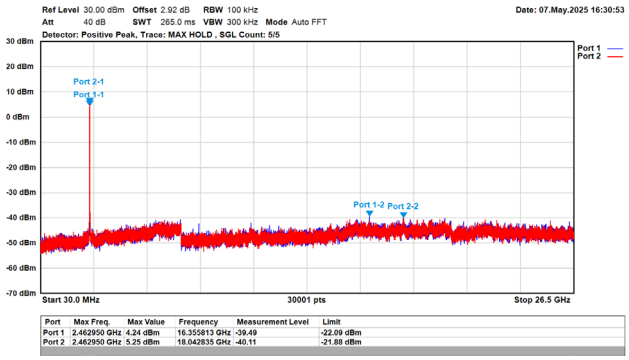

802.11ax (20 MHz) / 2412 MHz

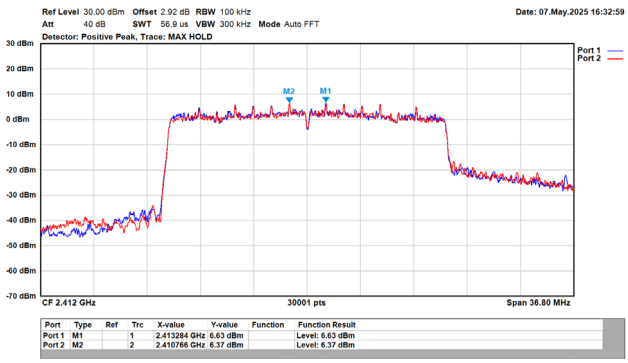

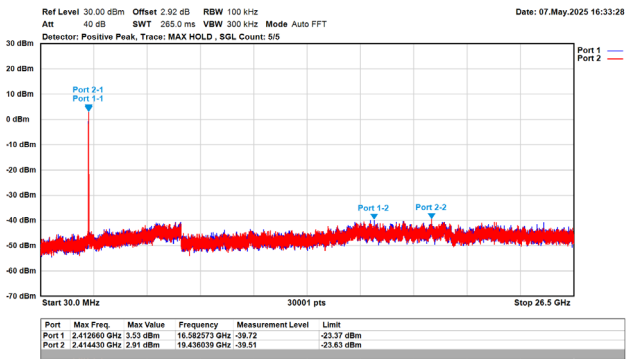

802.11ax (20 MHz) / 2437 MHz

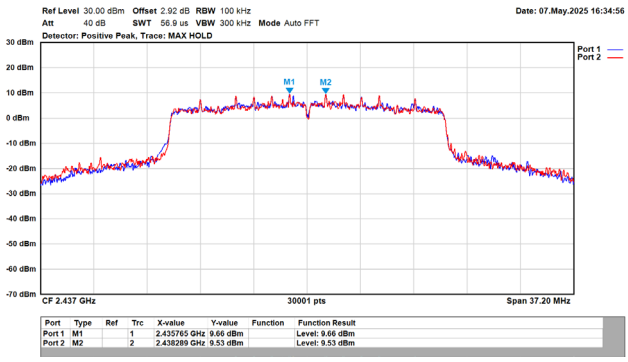

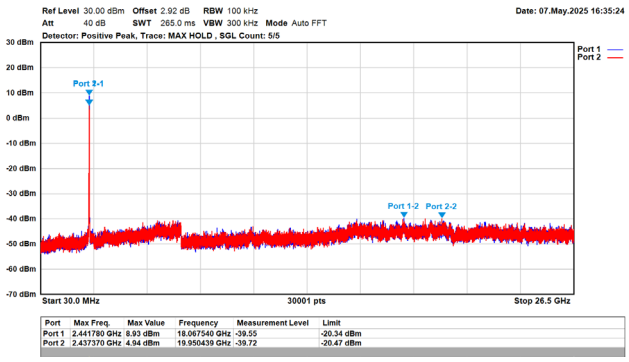

802.11ax (20 MHz) / 2462 MHz

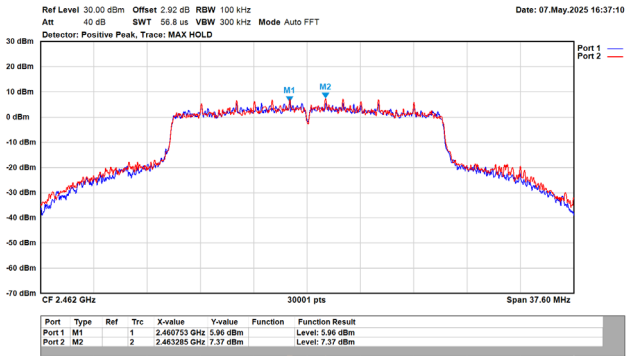

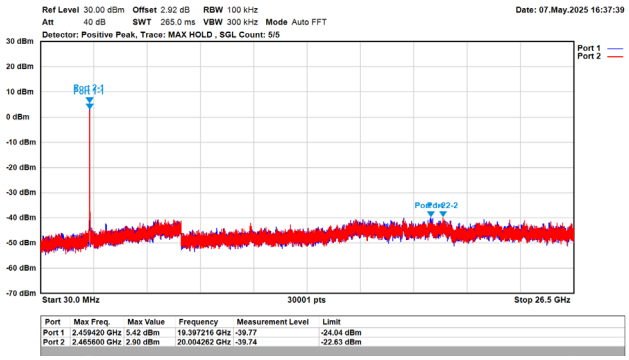

802.11ax (40 MHz) / 2422 MHz

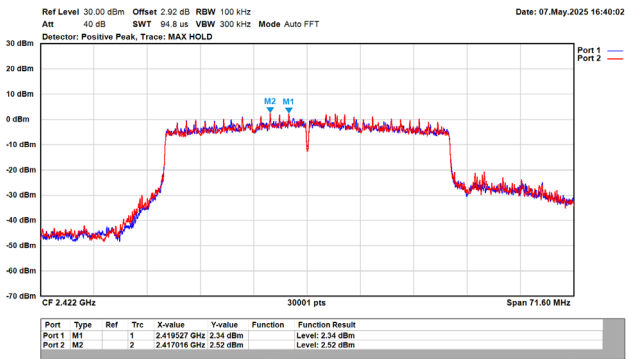

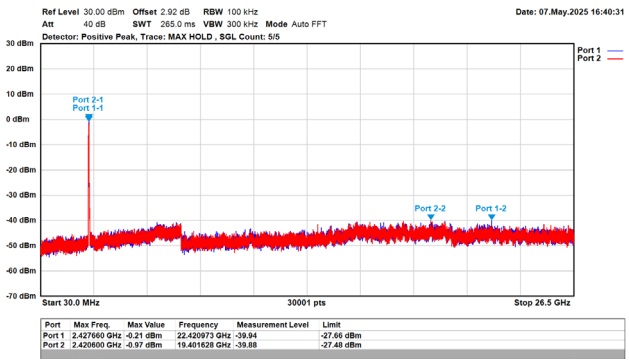

802.11ax (40 MHz) / 2437 MHz

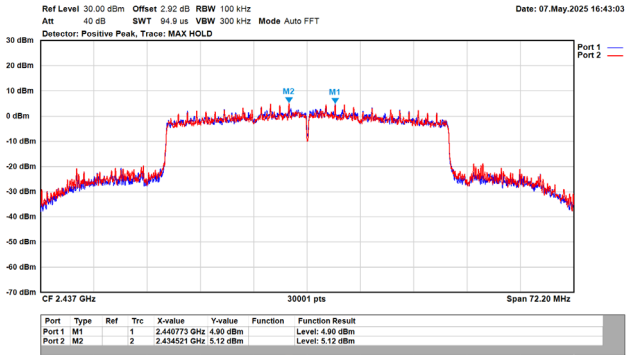

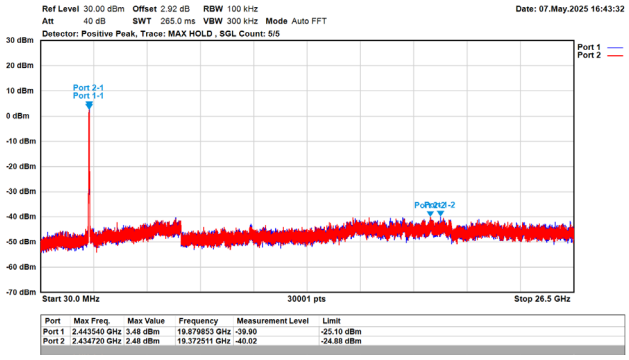

802.11ax (40 MHz) / 2452 MHz

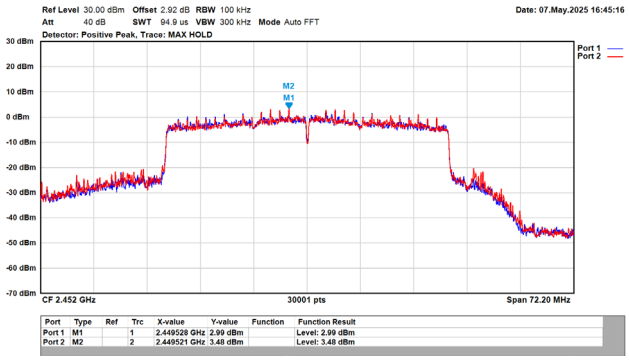

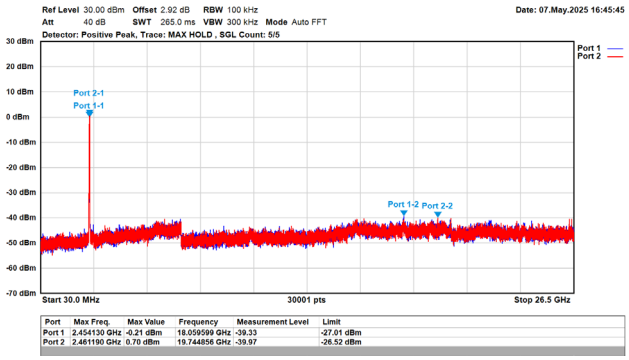

802.11b/20MHz/1M/2412MHz/Ch1(Band Edge)

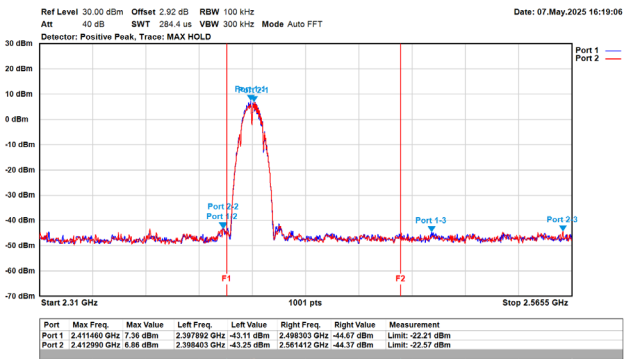

802.11b/20MHz/1M/2437MHz/Ch6(Band Edge)

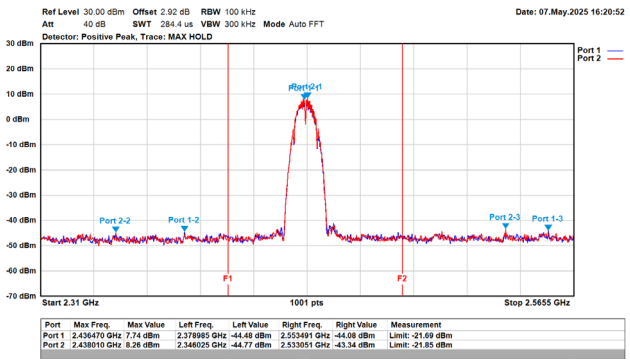

802.11b/20MHz/1M/2462MHz/Ch11(Band Edge)

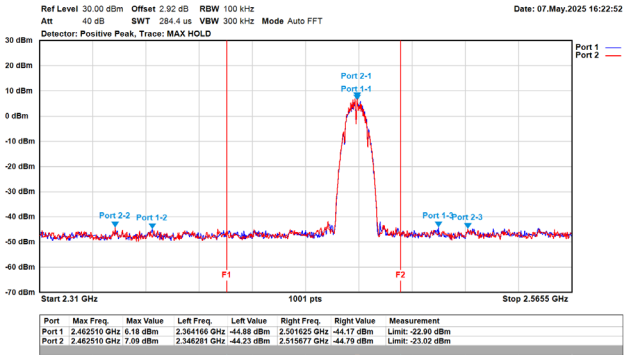

802.11g/20MHz/6M/2412MHz/Ch1(Band Edge)

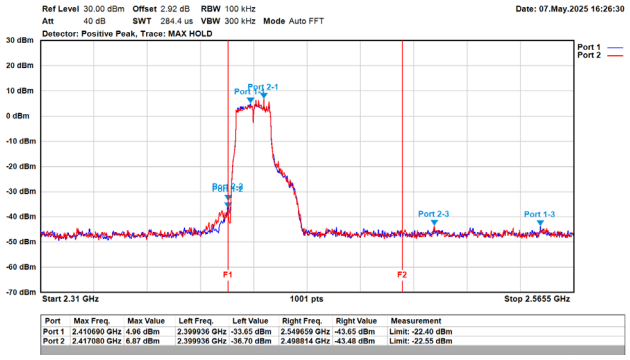

802.11g/20MHz/6M/2437MHz/Ch6(Band Edge)

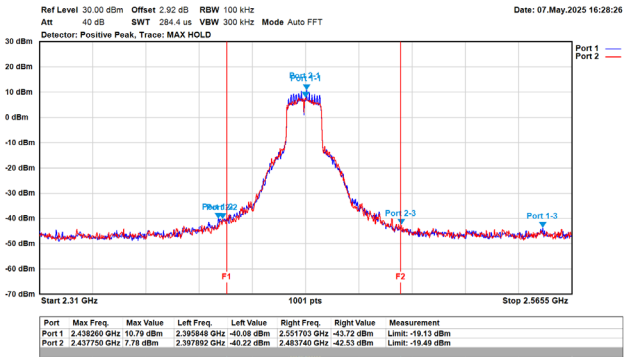

802.11g/20MHz/6M/2462MHz/Ch11(Band Edge)

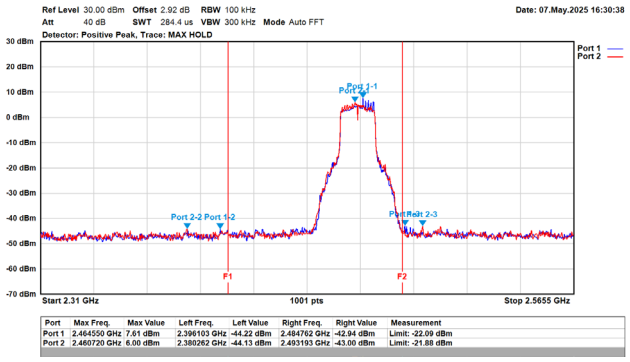

802.11ax/20MHz/MCS0/2412MHz/Ch1(Band Edge)

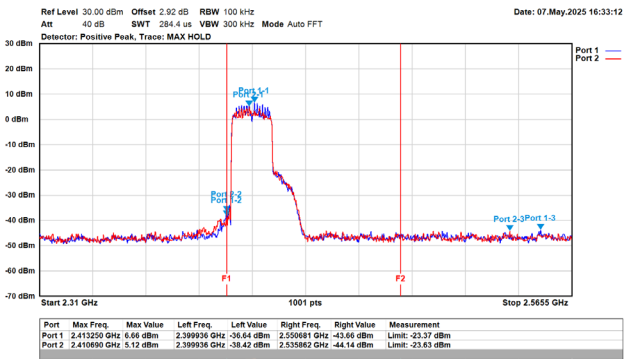

802.11ax/20MHz/MCS0/2437MHz/Ch6(Band Edge)

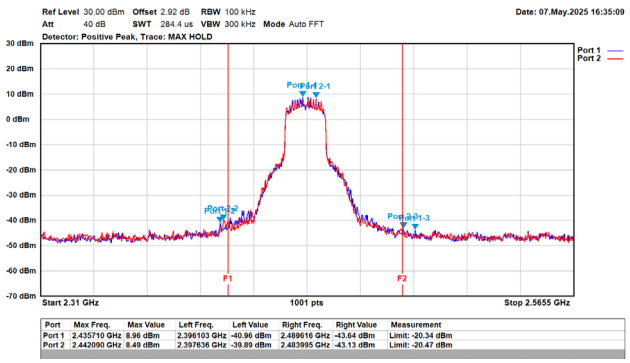

802.11ax/20MHz/MCS0/2462MHz/Ch11(Band Edge)

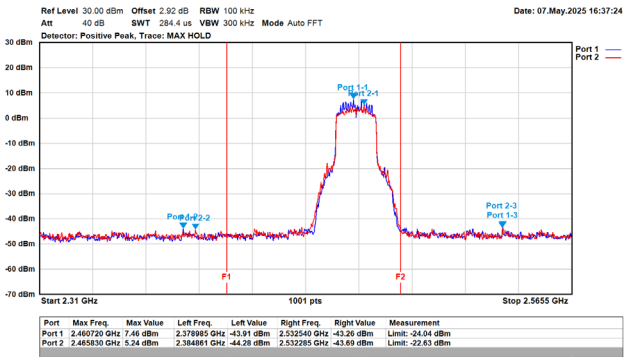

802.11ax/40MHz/MCS0/2422MHz/Ch3(Band Edge)

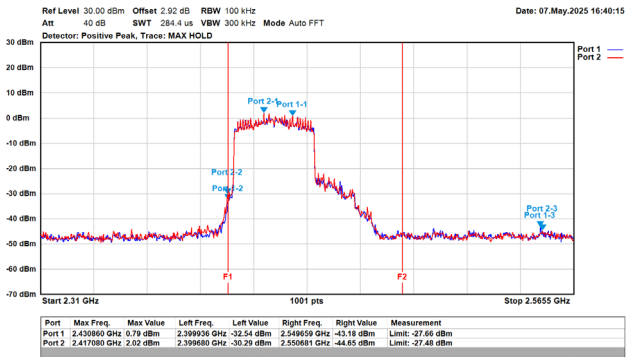

802.11ax/40MHz/MCS0/2437MHz/Ch6(Band Edge)

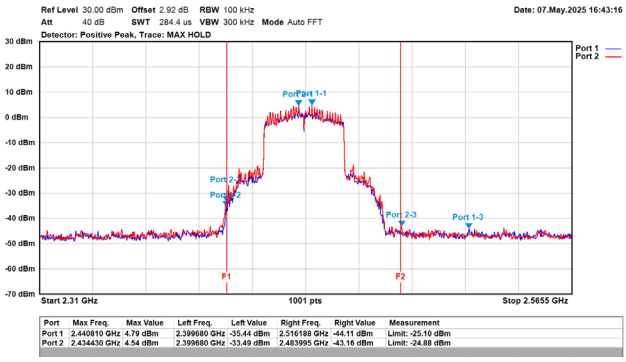

802.11ax/40MHz/MCS0/2452MHz/Ch9(Band Edge)

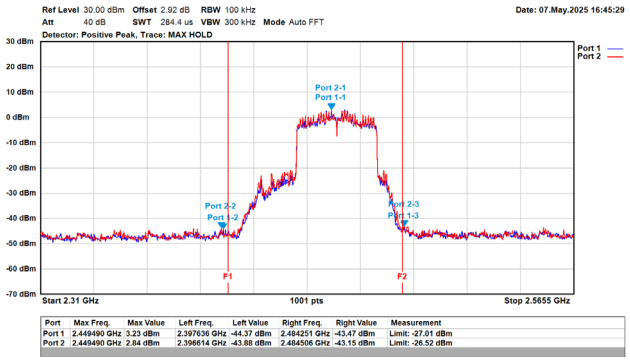

Appendix F. Test Result of Transmitter Radiated Spurious Emission

30 MHz ~ 1 GHz

Test Mode: Mode1

Site :HC-CB04
Condition :3m Horizontal
Mode :WIFI2.4G_TX_LF
Test By :Jason Young

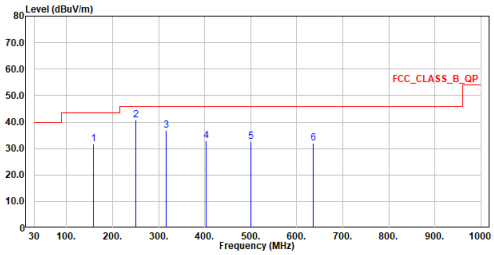

No.	Frequency	Level	Limit Line	Over Limit	Read Level	Factor	Remark
	MHz	dBuV/m	dBuV/m	dB	dBuV	dB	
1	158.331	31.81	43.50	-11.69	34.80	-2.99	QP
2	249.996	40.77	46.00	-5.23	45.27	-4.50	QP
3	316.150	36.83	46.00	-9.17	39.02	-2.19	QP
4	403.159	32.98	46.00	-13.02	33.05	-0.07	QP
5	499.965	32.67	46.00	-13.33	30.53	2.14	QP
6	636.153	32.10	46.00	-13.90	26.98	5.12	QP

Note:
1. Level = Read Level + Factor
2. Factor = Antenna Factor + Cable Loss - Preamp Factor
3. Over Limit = Level - Limit Line
4. The emission under 30MHz was not included since the emission levels are very low against the limit.
5. The other emission levels were very low against the limit.

Site :HC-CB04
Condition :3m Vertical
Mode :WIFI2.4G_TX_LF
Test By :Jason Young

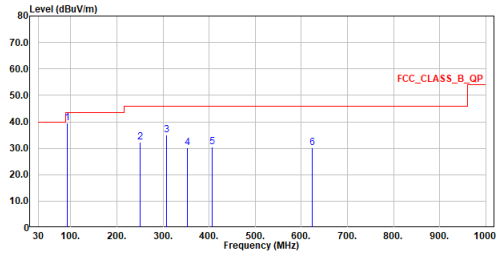

No.	Frequency	Level	Limit Line	Over Limit	Read Level	Factor	Remark
	MHz	dBuV/m	dBuV/m	dB	dBuV	dB	
1	92.953	39.43	43.50	-4.07	47.90	-8.47	QP
2	249.996	32.25	46.00	-13.75	36.75	-4.50	QP
3	307.323	35.01	46.00	-10.99	37.50	-2.49	QP
4	352.137	30.12	46.00	-15.88	31.68	-1.56	QP
5	405.778	30.50	46.00	-15.50	30.52	-0.02	QP
6	623.446	30.07	46.00	-15.93	25.13	4.94	QP

Note:
1. Level = Read Level + Factor
2. Factor = Antenna Factor + Cable Loss - Preamp Factor
3. Over Limit = Level - Limit Line
4. The emission under 30MHz was not included since the emission levels are very low against the limit.
5. The other emission levels were very low against the limit.

Test Mode: Mode2

Site :HC-CB04
Condition :3m Horizontal
Mode :WIFI2.4G_TX_LF
Test By :Jason Young

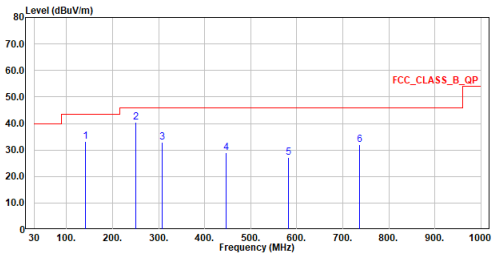

No.	Frequency	Level	Limit Line	Over Limit	Read Level	Factor	Remark
	MHz	dBuV/m	dBuV/m	dB	dBuV	dB	
1	140.386	33.20	43.50	-10.30	36.90	-3.70	QP
2	249.996	40.51	46.00	-5.49	45.01	-4.50	QP
3	308.293	32.97	46.00	-13.03	35.44	-2.47	QP
4	445.839	29.10	46.00	-16.90	27.79	1.31	QP
5	581.736	27.30	46.00	-18.70	23.38	3.92	QP
6	736.451	31.99	46.00	-14.01	24.99	7.00	QP

Note:
1. Level = Read Level + Factor
2. Factor = Antenna Factor + Cable Loss - Preamp Factor
3. Over Limit = Level - Limit Line
4. The emission under 30MHz was not included since the emission levels are very low against the limit.
5. The other emission levels were very low against the limit.

Site :HC-CB04
Condition :3m Vertical
Mode :WIFI2.4G_TX_LF
Test By :Jason Young

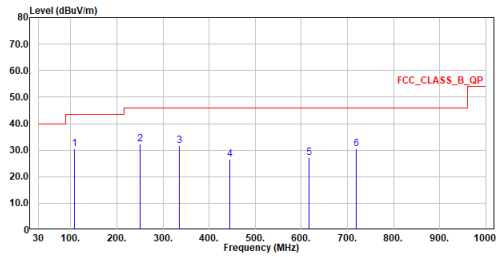

No.	Frequency	Level	Limit Line	Over Limit	Read Level	Factor	Remark
	MHz	dBuV/m	dBuV/m	dB	dBuV	dB	
1	107.212	30.58	43.50	-12.92	37.18	-6.60	QP
2	249.996	32.34	46.00	-13.66	36.84	-4.50	QP
3	335.356	31.81	46.00	-14.19	33.46	-1.65	QP
4	444.481	26.53	46.00	-19.47	25.27	1.26	QP
5	616.753	27.29	46.00	-18.71	22.44	4.85	QP
6	718.797	30.44	46.00	-15.56	24.03	6.41	QP

Note:
1. Level = Read Level + Factor
2. Factor = Antenna Factor + Cable Loss - Preamp Factor
3. Over Limit = Level - Limit Line
4. The emission under 30MHz was not included since the emission levels are very low against the limit.
5. The other emission levels were very low against the limit.

Above 1 GHz

Site :HC-CB04
Condition :3m ,Horizontal
RB/VB(kHz):1000 / 3000
Mode :b_TX_2412MHz
Test By :Jason Young

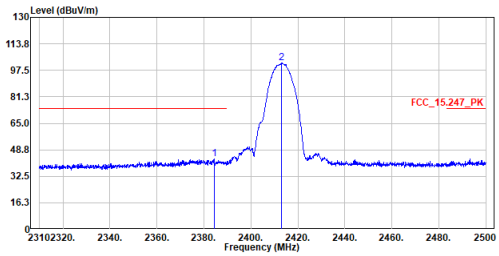

No.	Frequency	Level	Limit Line	Over Limit	Read Level	Factor	Remark
	MHz	dBuV/m	dBuV/m	dB	dBuV	dB	
1	2384.290	42.94	74.00	-31.06	32.55	10.39	Peak
2	2412.980	101.99	------	------	91.52	10.47	Peak

Note:
1. Level = Read Level + Factor
2. Factor = Antenna Factor + Cable Loss - Preamp Factor
3. Over Limit = Level - Limit Line
4. The peak result complies with AVG limit, AVG result is deemed to comply with AVG limit.
5. The other emission levels were very low against the limit.

Site :HC-CB04
Condition :3m ,Vertical
RB/VB(kHz):1000 / 3000
Mode :b_TX_2412MHz
Test By :Jason Young

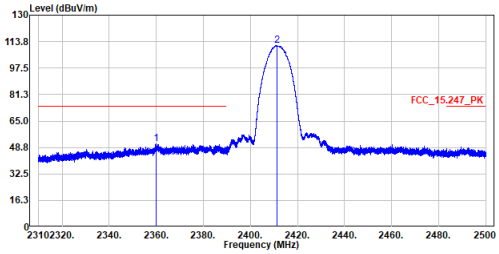

No.	Frequency	Level	Limit Line	Over Limit	Read Level	Factor	Remark
	MHz	dBuV/m	dBuV/m	dB	dBuV	dB	
1	2360.037	50.82	74.00	-23.18	40.49	10.33	Peak
2	2411.146	111.57	------	------	101.10	10.47	Peak

Note:
1. Level = Read Level + Factor
2. Factor = Antenna Factor + Cable Loss - Preamp Factor
3. Over Limit = Level - Limit Line
4. The peak result complies with AVG limit, AVG result is deemed to comply with AVG limit.
5. The other emission levels were very low against the limit.

Site :HC-CB04
Condition :3m ,Horizontal
RB/VB(kHz):1000 / 1
Mode :b_TX_2412MHz
Test By :Jason Young

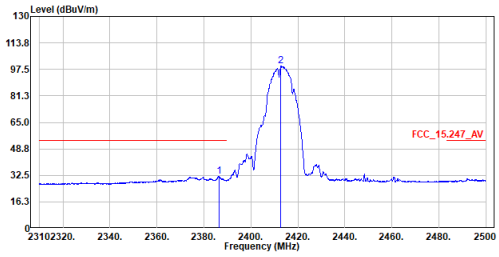

No.	Frequency	Level	Limit Line	Over Limit	Read Level	Factor	Remark
	MHz	dBuV/m	dBuV/m	dB	dBuV	dB	
1	2386.380	32.03	54.00	-21.97	21.63	10.40	Average
2	2412.790	99.44	------	------	88.97	10.47	Average

Note:
1. Level = Read Level + Factor
2. Factor = Antenna Factor + Cable Loss - Preamp Factor
3. Over Limit = Level - Limit Line
4. The peak result complies with AVG limit, AVG result is deemed to comply with AVG limit.
5. The other emission levels were very low against the limit.

Site :HC-CB04
Condition :3m ,Vertical
RB/VB(kHz):1000 / 1
Mode :b_TX_2412MHz
Test By :Jason Young

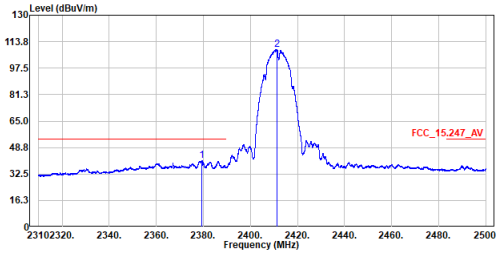

No.	Frequency	Level	Limit Line	Over Limit	Read Level	Factor	Remark
	MHz	dBuV/m	dBuV/m	dB	dBuV	dB	
1	2379.492	40.66	54.00	-13.34	30.28	10.38	Average
2	2411.299	109.10	------	------	98.63	10.47	Average

Note:
1. Level = Read Level + Factor
2. Factor = Antenna Factor + Cable Loss - Preamp Factor
3. Over Limit = Level - Limit Line
4. The peak result complies with AVG limit, AVG result is deemed to comply with AVG limit.
5. The other emission levels were very low against the limit.

Site :HC-CB04
Condition :3m ,Horizontal
Mode :b_TX_2412MHz
Test By :Jason Young

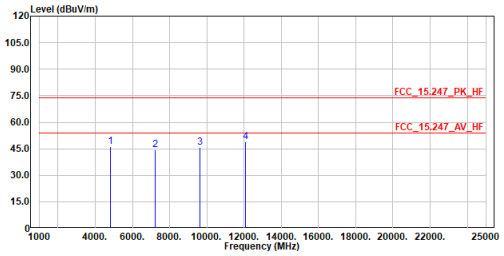

No.	Frequency	Level	Limit Line	Over Limit	Read Level	Factor	Remark
	MHz	dBuV/m	dBuV/m	dB	dBuV	dB	
1	4824.000	46.13	74.00	-27.87	63.89	-17.76	Peak
2	7236.000	44.52	74.00	-29.48	57.30	-12.78	Peak
3	9648.000	45.82	74.00	-28.18	54.91	-9.09	Peak
4	12060.000	48.90	74.00	-25.10	54.68	-5.78	Peak

Note:
1. Level = Read Level + Factor
2. Factor = Antenna Factor + Cable Loss - Preamp Factor
3. Over Limit = Level - Limit Line
4. The peak result complies with AVG limit, AVG result is deemed to comply with AVG limit.
5. The other emission levels were very low against the limit.

Site :HC-CB04
Condition :3m ,Vertical
Mode :b_TX_2412MHz
Test By :Jason Young

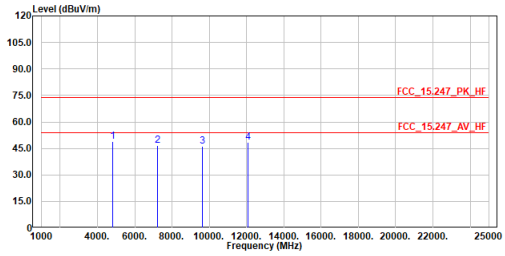

No.	Frequency	Level	Limit Line	Over Limit	Read Level	Factor	Remark
	MHz	dBuV/m	dBuV/m	dB	dBuV	dB	
1	4824.000	49.01	74.00	-24.99	66.77	-17.76	Peak
2	7236.000	46.59	74.00	-27.41	59.37	-12.78	Peak
3	9648.000	46.22	74.00	-27.78	55.31	-9.09	Peak
4	12060.000	48.42	74.00	-25.58	54.20	-5.78	Peak

Note:
1. Level = Read Level + Factor
2. Factor = Antenna Factor + Cable Loss - Preamp Factor
3. Over Limit = Level - Limit Line
4. The peak result complies with AVG limit, AVG result is deemed to comply with AVG limit.
5. The other emission levels were very low against the limit.

Site :HC-CB04
Condition :3m ,Horizontal
RB/VB(kHz):1000 / 3000
Mode :b_TX_2437MHz
Test By :Jason Young

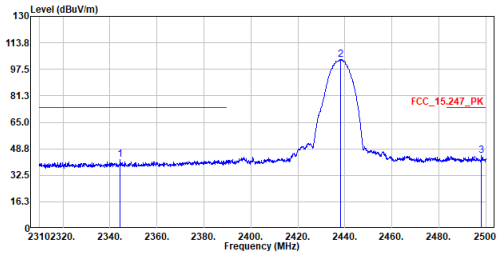

No.	Frequency	Level	Limit Line	Over Limit	Read Level	Factor	Remark
	MHz	dBuV/m	dBuV/m	dB	dBuV	dB	
1	2344.390	42.02	74.00	-31.98	31.72	10.30	Peak
2	2438.060	103.59	------	------	93.07	10.52	Peak
3	2498.100	44.70	74.00	-29.30	34.02	10.68	Peak

Note:
1. Level = Read Level + Factor
2. Factor = Antenna Factor + Cable Loss - Preamp Factor
3. Over Limit = Level - Limit Line
4. The peak result complies with AVG limit, AVG result is deemed to comply with AVG limit.
5. The other emission levels were very low against the limit.

Site :HC-CB04
Condition :3m ,Vertical
RB/VB(kHz):1000 / 3000
Mode :b_TX_2437MHz
Test By :Jason Young

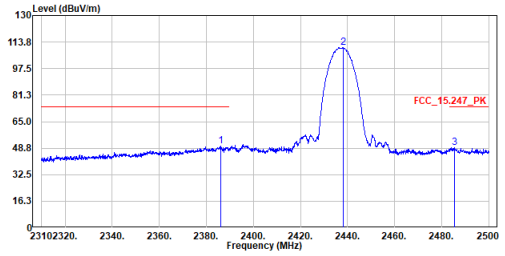

No.	Frequency	Level	Limit Line	Over Limit	Read Level	Factor	Remark
	MHz	dBuV/m	dBuV/m	dB	dBuV	dB	
1	2386.190	50.27	74.00	-23.73	39.87	10.40	Peak
2	2438.060	110.56	------	------	100.04	10.52	Peak
3	2485.560	49.20	74.00	-24.80	38.55	10.65	Peak

Note:
1. Level = Read Level + Factor
2. Factor = Antenna Factor + Cable Loss - Preamp Factor
3. Over Limit = Level - Limit Line
4. The peak result complies with AVG limit, AVG result is deemed to comply with AVG limit.
5. The other emission levels were very low against the limit.

Site :HC-CB04
Condition :3m ,Horizontal
RB/VB(kHz):1000 / 1
Mode :b_TX_2437MHz
Test By :Jason Young

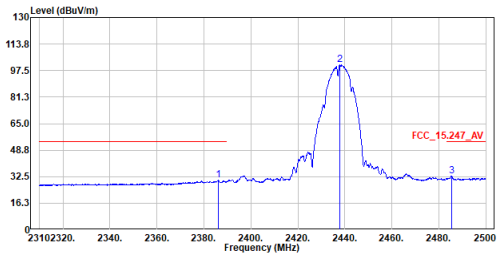

No.	Frequency	Level	Limit Line	Over Limit	Read Level	Factor	Remark
	MHz	dBuV/m	dBuV/m	dB	dBuV	dB	
1	2386.285	30.30	54.00	-23.70	19.90	10.40	Average
2	2437.775	100.99	------	------	90.47	10.52	Average
3	2485.560	33.02	54.00	-20.98	22.37	10.65	Average

Note:
1. Level = Read Level + Factor
2. Factor = Antenna Factor + Cable Loss - Preamp Factor
3. Over Limit = Level - Limit Line
4. The peak result complies with AVG limit, AVG result is deemed to comply with AVG limit.
5. The other emission levels were very low against the limit.

Site :HC-CB04
Condition :3m ,Vertical
RB/VB(kHz):1000 / 1
Mode :b_TX_2437MHz
Test By :Jason Young

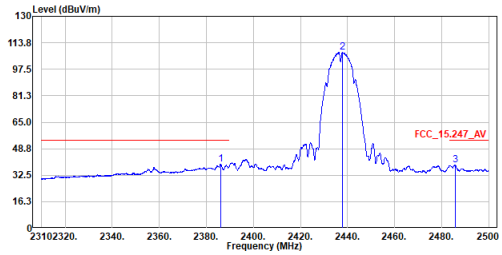

No.	Frequency	Level	Limit Line	Over Limit	Read Level	Factor	Remark
	MHz	dBuV/m	dBuV/m	dB	dBuV	dB	
1	2386.000	39.24	54.00	-14.76	28.84	10.40	Average
2	2437.870	108.14	------	------	97.62	10.52	Average
3	2485.845	38.92	54.00	-15.08	28.27	10.65	Average

Note:
1. Level = Read Level + Factor
2. Factor = Antenna Factor + Cable Loss - Preamp Factor
3. Over Limit = Level - Limit Line
4. The peak result complies with AVG limit, AVG result is deemed to comply with AVG limit.
5. The other emission levels were very low against the limit.

Site :HC-CB04
Condition :3m ,Horizontal
Mode :b_TX_2437MHz
Test By :Jason Young

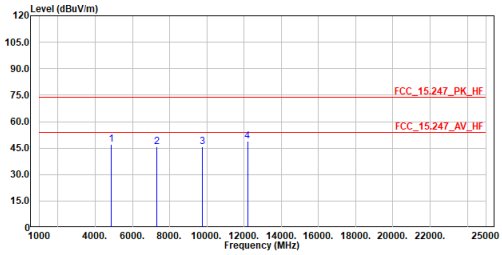

No.	Frequency	Level	Limit Line	Over Limit	Read Level	Factor	Remark
	MHz	dBuV/m	dBuV/m	dB	dBuV	dB	
1	4874.000	47.02	74.00	-26.98	64.64	-17.62	Peak
2	7311.000	45.61	74.00	-28.39	58.27	-12.66	Peak
3	9748.000	45.89	74.00	-28.11	54.87	-8.98	Peak
4	12185.000	49.03	74.00	-24.97	54.68	-5.65	Peak

Note:
1. Level = Read Level + Factor
2. Factor = Antenna Factor + Cable Loss - Preamp Factor
3. Over Limit = Level - Limit Line
4. The peak result complies with AVG limit, AVG result is deemed to comply with AVG limit.
5. The other emission levels were very low against the limit.

Site :HC-CB04
Condition :3m ,Vertical
Mode :b_TX_2437MHz
Test By :Jason Young

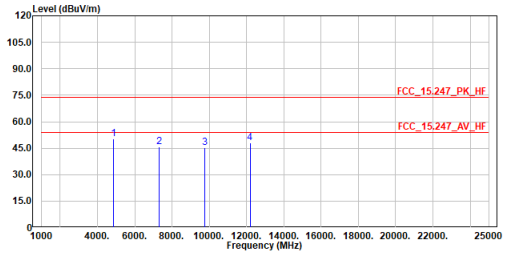

No.	Frequency	Level	Limit Line	Over Limit	Read Level	Factor	Remark
	MHz	dBuV/m	dBuV/m	dB	dBuV	dB	
1	4874.000	50.32	74.00	-23.68	67.94	-17.62	Peak
2	7311.000	45.64	74.00	-28.36	58.30	-12.66	Peak
3	9748.000	45.21	74.00	-28.79	54.19	-8.98	Peak
4	12185.000	48.13	74.00	-25.87	53.78	-5.65	Peak

Note:
1. Level = Read Level + Factor
2. Factor = Antenna Factor + Cable Loss - Preamp Factor
3. Over Limit = Level - Limit Line
4. The peak result complies with AVG limit, AVG result is deemed to comply with AVG limit.
5. The other emission levels were very low against the limit.

Site :HC-CB04
Condition :3m ,Horizontal
RB/VB(kHz):1000 / 3000
Mode :b_TX_2462MHz
Test By :Jason Young

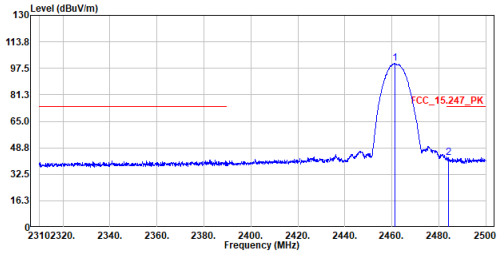

No.	Frequency	Level	Limit Line	Over Limit	Read Level	Factor	Remark
	MHz	dBuV/m	dBuV/m	dB	dBuV	dB	
1	2461.240	100.67	------	------	90.09	10.58	Peak
2	2484.135	42.71	74.00	-31.29	32.06	10.65	Peak

Note:
1. Level = Read Level + Factor
2. Factor = Antenna Factor + Cable Loss - Preamp Factor
3. Over Limit = Level - Limit Line
4. The peak result complies with AVG limit, AVG result is deemed to comply with AVG limit.
5. The other emission levels were very low against the limit.

Site :HC-CB04
Condition :3m ,Vertical
RB/VB(kHz):1000 / 3000
Mode :b_TX_2462MHz
Test By :Jason Young

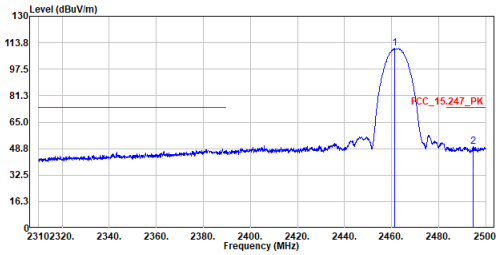

No.	Frequency	Level	Limit Line	Over Limit	Read Level	Factor	Remark
	MHz	dBuV/m	dBuV/m	dB	dBuV	dB	
1	2461.335	110.42	------	------	99.84	10.58	Peak
2	2494.490	49.93	74.00	-24.07	39.27	10.66	Peak

Note:
1. Level = Read Level + Factor
2. Factor = Antenna Factor + Cable Loss - Preamp Factor
3. Over Limit = Level - Limit Line
4. The peak result complies with AVG limit, AVG result is deemed to comply with AVG limit.
5. The other emission levels were very low against the limit.

Site :HC-CB04
Condition :3m ,Horizontal
RB/VB(kHz):1000 / 1
Mode :b_TX_2462MHz
Test By :Jason Young

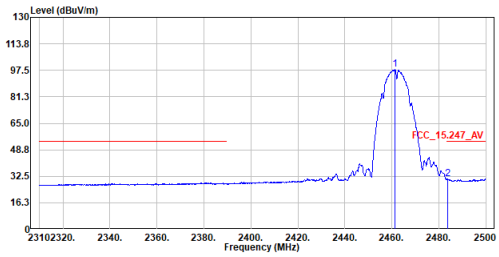

No.	Frequency	Level	Limit Line	Over Limit	Read Level	Factor	Remark
	MHz	dBuV/m	dBuV/m	dB	dBuV	dB	
1	2461.335	98.14	------	------	87.56	10.58	Average
2	2483.660	31.05	54.00	-22.95	20.41	10.64	Average

Note:
1. Level = Read Level + Factor
2. Factor = Antenna Factor + Cable Loss - Preamp Factor
3. Over Limit = Level - Limit Line
4. The peak result complies with AVG limit, AVG result is deemed to comply with AVG limit.
5. The other emission levels were very low against the limit.

Site :HC-CB04
Condition :3m ,Vertical
RB/VB(kHz):1000 / 1
Mode :b_TX_2462MHz
Test By :Jason Young

No.	Frequency	Level	Limit Line	Over Limit	Read Level	Factor	Remark
	MHz	dBuV/m	dBuV/m	dB	dBuV	dB	
1	2461.335	107.96	------	------	97.38	10.58	Average
2	2499.810	39.80	54.00	-14.20	29.12	10.68	Average

Note:
1. Level = Read Level + Factor
2. Factor = Antenna Factor + Cable Loss - Preamp Factor
3. Over Limit = Level - Limit Line
4. The peak result complies with AVG limit, AVG result is deemed to comply with AVG limit.
5. The other emission levels were very low against the limit.

Site :HC-CB04
Condition :3m ,Horizontal
Mode :b_TX_2462MHz
Test By :Jason Young

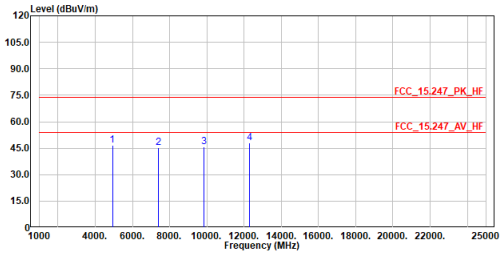

No.	Frequency	Level	Limit Line	Over Limit	Read Level	Factor	Remark
	MHz	dBuV/m	dBuV/m	dB	dBuV	dB	
1	4924.000	46.78	74.00	-27.22	64.27	-17.49	Peak
2	7386.000	45.44	74.00	-28.56	57.97	-12.53	Peak
3	9848.000	45.93	74.00	-28.07	54.78	-8.85	Peak
4	12310.000	48.07	74.00	-25.93	53.60	-5.53	Peak

Note:
1. Level = Read Level + Factor
2. Factor = Antenna Factor + Cable Loss - Preamp Factor
3. Over Limit = Level - Limit Line
4. The peak result complies with AVG limit, AVG result is deemed to comply with AVG limit.
5. The other emission levels were very low against the limit.

Site :HC-CB04
Condition :3m ,Vertical
Mode :b_TX_2462MHz
Test By :Jason Young

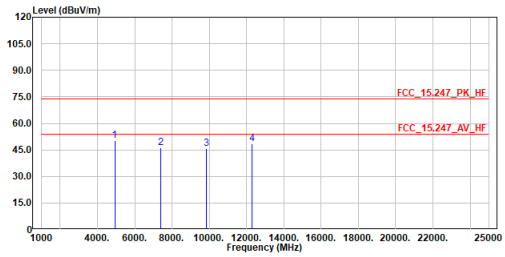

No.	Frequency	Level	Limit Line	Over Limit	Read Level	Factor	Remark
	MHz	dBuV/m	dBuV/m	dB	dBuV	dB	
1	4924.000	50.33	74.00	-23.67	67.82	-17.49	Peak
2	7386.000	46.05	74.00	-27.95	58.58	-12.53	Peak
3	9848.000	45.58	74.00	-28.42	54.43	-8.85	Peak
4	12310.000	48.42	74.00	-25.58	53.95	-5.53	Peak

Note:
1. Level = Read Level + Factor
2. Factor = Antenna Factor + Cable Loss - Preamp Factor
3. Over Limit = Level - Limit Line
4. The peak result complies with AVG limit, AVG result is deemed to comply with AVG limit.
5. The other emission levels were very low against the limit.

Site :HC-CB04
Condition :3m ,Horizontal
RB/VB(kHz):1000 / 3000
Mode :g_TX_2412MHz
Test By :Jason Young

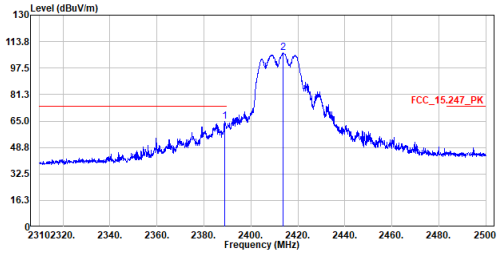

No.	Frequency	Level	Limit Line	Over Limit	Read Level	Factor	Remark
	MHz	dBuV/m	dBuV/m	dB	dBuV	dB	
1	2388.850	64.86	74.00	-9.14	54.46	10.40	Peak
2	2413.835	106.78	------	------	96.31	10.47	Peak

Note:
1. Level = Read Level + Factor
2. Factor = Antenna Factor + Cable Loss - Preamp Factor
3. Over Limit = Level - Limit Line
4. The peak result complies with AVG limit, AVG result is deemed to comply with AVG limit.
5. The other emission levels were very low against the limit.

Site :HC-CB04
Condition :3m ,Vertical
RB/VB(kHz):1000 / 3000
Mode :g_TX_2412MHz
Test By :Jason Young

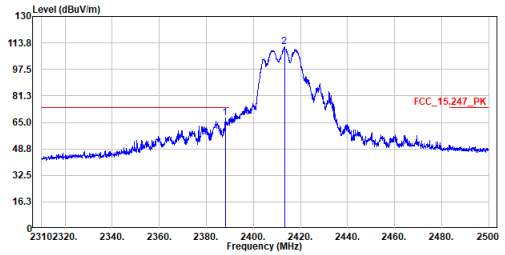

No.	Frequency	Level	Limit Line	Over Limit	Read Level	Factor	Remark
	MHz	dBuV/m	dBuV/m	dB	dBuV	dB	
1	2387.995	67.47	74.00	-6.53	57.07	10.40	Peak
2	2413.170	111.26	------	------	100.79	10.47	Peak

Note:
1. Level = Read Level + Factor
2. Factor = Antenna Factor + Cable Loss - Preamp Factor
3. Over Limit = Level - Limit Line
4. The peak result complies with AVG limit, AVG result is deemed to comply with AVG limit.
5. The other emission levels were very low against the limit.

Site :HC-CB04
Condition :3m ,Horizontal
RB/VB(kHz):1000 / 1
Mode :g_TX_2412MHz
Test By :Jason Young

No.	Frequency	Level	Limit Line	Over Limit	Read Level	Factor	Remark
	MHz	dBuV/m	dBuV/m	dB	dBuV	dB	
1	2389.990	46.84	54.00	-7.16	36.43	10.41	Average
2	2413.740	97.45	------	------	86.98	10.47	Average

Note:
1. Level = Read Level + Factor
2. Factor = Antenna Factor + Cable Loss - Preamp Factor
3. Over Limit = Level - Limit Line
4. The peak result complies with AVG limit, AVG result is deemed to comply with AVG limit.
5. The other emission levels were very low against the limit.

Site :HC-CB04
Condition :3m ,Vertical
RB/VB(kHz):1000 / 1
Mode :g_TX_2412MHz
Test By :Jason Young

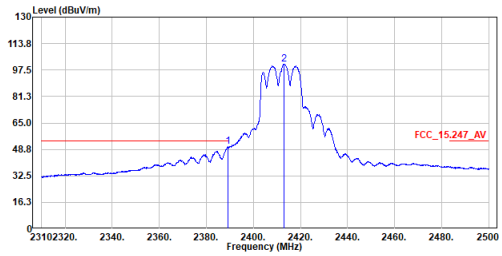

No.	Frequency	Level	Limit Line	Over Limit	Read Level	Factor	Remark
	MHz	dBuV/m	dBuV/m	dB	dBuV	dB	
1	2389.325	50.49	54.00	-3.51	40.08	10.41	Average
2	2413.075	101.24	------	------	90.77	10.47	Average

Note:
1. Level = Read Level + Factor
2. Factor = Antenna Factor + Cable Loss - Preamp Factor
3. Over Limit = Level - Limit Line
4. The peak result complies with AVG limit, AVG result is deemed to comply with AVG limit.
5. The other emission levels were very low against the limit.

Site :HC-CB04
Condition :3m ,Horizontal
Mode :g_TX_2412MHz
Test By :Jason Young

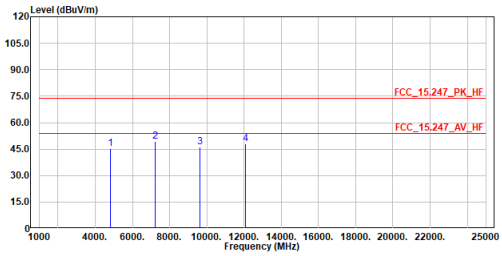

No.	Frequency	Level	Limit Line	Over Limit	Read Level	Factor	Remark
	MHz	dBuV/m	dBuV/m	dB	dBuV	dB	
1	4824.000	45.24	74.00	-28.76	63.00	-17.76	Peak
2	7236.000	49.58	74.00	-24.42	62.36	-12.78	Peak
3	9648.000	46.33	74.00	-27.67	55.42	-9.09	Peak
4	12060.000	48.00	74.00	-26.00	53.78	-5.78	Peak

Note:
1. Level = Read Level + Factor
2. Factor = Antenna Factor + Cable Loss - Preamp Factor
3. Over Limit = Level - Limit Line
4. The peak result complies with AVG limit, AVG result is deemed to comply with AVG limit.
5. The other emission levels were very low against the limit.

Site :HC-CB04
Condition :3m ,Vertical
Mode :g_TX_2412MHz
Test By :Jason Young

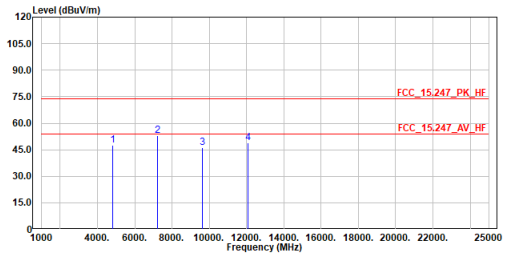

No.	Frequency	Level	Limit Line	Over Limit	Read Level	Factor	Remark
	MHz	dBuV/m	dBuV/m	dB	dBuV	dB	
1	4824.000	47.60	74.00	-26.40	65.36	-17.76	Peak
2	7236.000	53.19	74.00	-20.81	65.97	-12.78	Peak
3	9648.000	46.05	74.00	-27.95	55.14	-9.09	Peak
4	12060.000	48.69	74.00	-25.31	54.47	-5.78	Peak

Note:
1. Level = Read Level + Factor
2. Factor = Antenna Factor + Cable Loss - Preamp Factor
3. Over Limit = Level - Limit Line
4. The peak result complies with AVG limit, AVG result is deemed to comply with AVG limit.
5. The other emission levels were very low against the limit.

Site :HC-CB04
Condition :3m ,Horizontal
RB/VB(kHz):1000 / 3000
Mode :g_TX_2437MHz
Test By :Jason Young

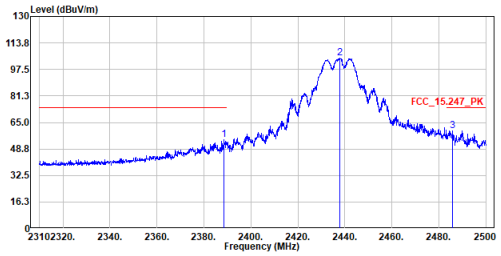

No.	Frequency	Level	Limit Line	Over Limit	Read Level	Factor	Remark
	MHz	dBuV/m	dBuV/m	dB	dBuV	dB	
1	2388.470	54.62	74.00	-19.38	44.22	10.40	Peak
2	2437.870	104.29	------	------	93.77	10.52	Peak
3	2485.940	60.01	74.00	-13.99	49.36	10.65	Peak

Note:
1. Level = Read Level + Factor
2. Factor = Antenna Factor + Cable Loss - Preamp Factor
3. Over Limit = Level - Limit Line
4. The peak result complies with AVG limit, AVG result is deemed to comply with AVG limit.
5. The other emission levels were very low against the limit.

Site :HC-CB04
Condition :3m ,Vertical
RB/VB(kHz):1000 / 3000
Mode :g_TX_2437MHz
Test By :Jason Young

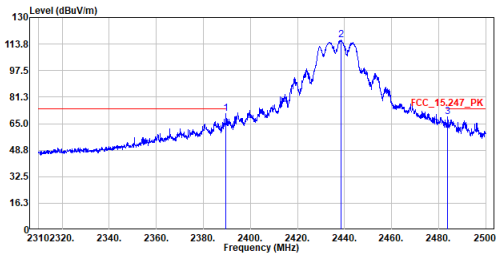

No.	Frequency	Level	Limit Line	Over Limit	Read Level	Factor	Remark
	MHz	dBuV/m	dBuV/m	dB	dBuV	dB	
1	2389.610	71.37	74.00	-2.63	60.96	10.41	Peak
2	2438.535	116.14	------	------	105.62	10.52	Peak
3	2483.850	69.06	74.00	-4.94	58.41	10.65	Peak

Note:
1. Level = Read Level + Factor
2. Factor = Antenna Factor + Cable Loss - Preamp Factor
3. Over Limit = Level - Limit Line
4. The peak result complies with AVG limit, AVG result is deemed to comply with AVG limit.
5. The other emission levels were very low against the limit.

Site :HC-CB04
Condition :3m ,Horizontal
RB/VB(kHz):1000 / 1
Mode :g_TX_2437MHz
Test By :Jason Young

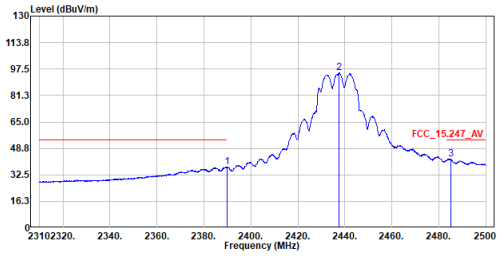

No.	Frequency	Level	Limit Line	Over Limit	Read Level	Factor	Remark
	MHz	dBuV/m	dBuV/m	dB	dBuV	dB	
1	2389.800	37.43	54.00	-16.57	27.02	10.41	Average
2	2437.585	95.17	------	------	84.65	10.52	Average
3	2484.990	42.14	54.00	-11.86	31.49	10.65	Average

Note:
1. Level = Read Level + Factor
2. Factor = Antenna Factor + Cable Loss - Preamp Factor
3. Over Limit = Level - Limit Line
4. The peak result complies with AVG limit, AVG result is deemed to comply with AVG limit.
5. The other emission levels were very low against the limit.

Site :HC-CB04
Condition :3m ,Vertical
RB/VB(kHz):1000 / 1
Mode :g_TX_2437MHz
Test By :Jason Young

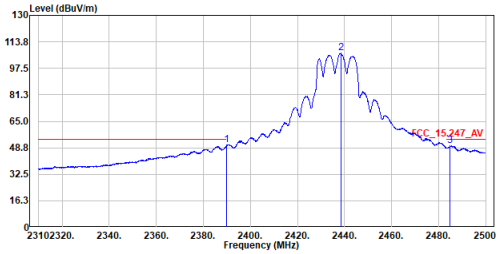

No.	Frequency	Level	Limit Line	Over Limit	Read Level	Factor	Remark
	MHz	dBuV/m	dBuV/m	dB	dBuV	dB	
1	2389.990	50.29	54.00	-3.71	39.88	10.41	Average
2	2438.440	106.80	------	------	96.28	10.52	Average
3	2484.895	49.97	54.00	-4.03	39.32	10.65	Average

Note:
1. Level = Read Level + Factor
2. Factor = Antenna Factor + Cable Loss - Preamp Factor
3. Over Limit = Level - Limit Line
4. The peak result complies with AVG limit, AVG result is deemed to comply with AVG limit.
5. The other emission levels were very low against the limit.

Site :HC-CB04
Condition :3m ,Horizontal
Mode :g_TX_2437MHz
Test By :Jason Young

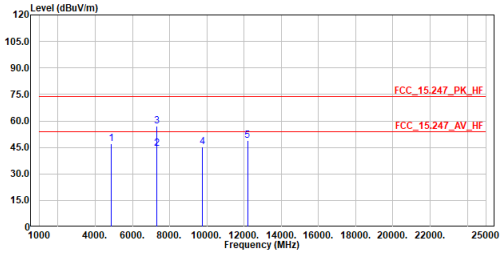

No.	Frequency	Level	Limit Line	Over Limit	Read Level	Factor	Remark
	MHz	dBuV/m	dBuV/m	dB	dBuV	dB	
1	4874.000	46.87	74.00	-27.13	64.49	-17.62	Peak
2	7311.000	44.52	54.00	-9.48	57.18	-12.66	Average
3	7311.000	57.26	74.00	-16.74	69.92	-12.66	Peak
4	9748.000	45.48	74.00	-28.52	54.46	-8.98	Peak
5	12185.000	49.12	74.00	-24.88	54.77	-5.65	Peak

Note:
1. Level = Read Level + Factor
2. Factor = Antenna Factor + Cable Loss - Preamp Factor
3. Over Limit = Level - Limit Line
4. The peak result complies with AVG limit, AVG result is deemed to comply with AVG limit.
5. The other emission levels were very low against the limit.

Site :HC-CB04
Condition :3m ,Vertical
Mode :g_TX_2437MHz
Test By :Jason Young

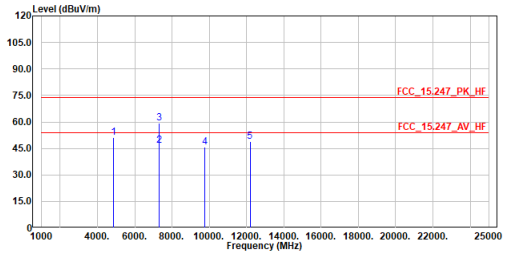

No.	Frequency	Level	Limit Line	Over Limit	Read Level	Factor	Remark
	MHz	dBuV/m	dBuV/m	dB	dBuV	dB	
1	4874.000	51.18	74.00	-22.82	68.80	-17.62	Peak
2	7311.000	46.77	54.00	-7.23	59.43	-12.66	Average
3	7311.000	59.36	74.00	-14.64	72.02	-12.66	Peak
4	9748.000	45.80	74.00	-28.20	54.78	-8.98	Peak
5	12185.000	48.78	74.00	-25.22	54.43	-5.65	Peak

Note:
1. Level = Read Level + Factor
2. Factor = Antenna Factor + Cable Loss - Preamp Factor
3. Over Limit = Level - Limit Line
4. The peak result complies with AVG limit, AVG result is deemed to comply with AVG limit.
5. The other emission levels were very low against the limit.

Site :HC-CB04
Condition :3m ,Horizontal
RB/VB(kHz):1000 / 3000
Mode :g_TX_2462MHz
Test By :Jason Young

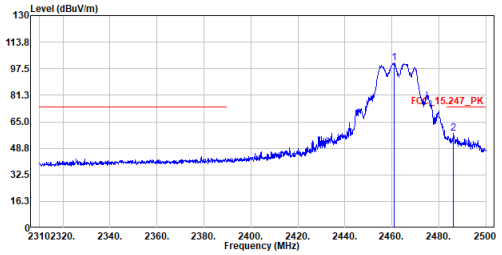

No.	Frequency	Level	Limit Line	Over Limit	Read Level	Factor	Remark
	MHz	dBuV/m	dBuV/m	dB	dBuV	dB	
1	2460.955	100.93	------	------	90.35	10.58	Peak
2	2486.130	57.66	74.00	-16.34	47.01	10.65	Peak

Note:
1. Level = Read Level + Factor
2. Factor = Antenna Factor + Cable Loss - Preamp Factor
3. Over Limit = Level - Limit Line
4. The peak result complies with AVG limit, AVG result is deemed to comply with AVG limit.
5. The other emission levels were very low against the limit.

Site :HC-CB04
Condition :3m ,Vertical
RB/VB(kHz):1000 / 3000
Mode :g_TX_2462MHz
Test By :Jason Young

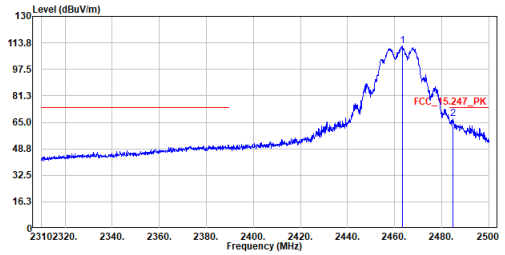

No.	Frequency	Level	Limit Line	Over Limit	Read Level	Factor	Remark
	MHz	dBuV/m	dBuV/m	dB	dBuV	dB	
1	2463.235	111.65	------	------	101.06	10.59	Peak
2	2484.895	67.01	74.00	-6.99	56.36	10.65	Peak

Note:
1. Level = Read Level + Factor
2. Factor = Antenna Factor + Cable Loss - Preamp Factor
3. Over Limit = Level - Limit Line
4. The peak result complies with AVG limit, AVG result is deemed to comply with AVG limit.
5. The other emission levels were very low against the limit.