Testing Laboratory 3787

RADIO PARTIAL TEST REPORT

FCC ID	:	UXX-S5A509A
Equipment	:	E400-5GE-AM, X20-5GE-AM
Brand Name	:	Ericsson
Model Name	:	S5A509A
Applicant	:	Ericsson Enterprise Wireless Solutions, Inc. 1100 W. Idaho St. Boise, ID 83702
Manufacturer	:	Ericsson Enterprise Wireless Solutions, Inc. 1100 W. Idaho St. Boise, ID 83702
Standard	:	47 CFR FCC Part 15.407 (Except DFS)

The product was received on Oct. 14, 2024, and testing was started from Oct. 15, 2024 and completed on Feb. 17, 2025. We, Sporton International Inc. Hsinchu Laboratory, would like to declare that the tested sample has been evaluated in accordance with the procedures given in ANSI C63.10-2013 (Except DFS) and shown compliance with the applicable technical standards.

The test results in this partial report apply exclusively to the tested model / sample. Without written approval of Sporton International Inc. Hsinchu Laboratory, the test report shall not be reproduced except in full.

Approved by: Sam Chen

Sporton International Inc. Hsinchu Laboratory
No.8, Ln. 724, Bo'ai St., Zhubei City, Hsinchu County 302010, Taiwan (R.O.C.)

Table of Contents

History of this test report **3**

Summary of Test Result **4**

1 General Description **5**

1.1 Information 5
1.2 Applicable Standards 17
1.3 Testing Location Information 17
1.4 Measurement Uncertainty 18

2 Test Configuration of EUT **19**

2.1 Test Channel Mode 19
2.2 The Worst Case Measurement Configuration 24
2.3 EUT Operation during Test 26
2.4 Accessories 26
2.5 Support Equipment 26
2.6 Test Setup Diagram 27

3 Transmitter Test Result **30**

3.1 AC Power-line Conducted Emissions 30
3.2 Emission Bandwidth 32
3.3 Maximum Output Power 33
3.4 Power Spectral Density 36
3.5 Unwanted Emissions 39

4 Test Equipment and Calibration Data **43**

Appendix A. Test Results of AC Power-line Conducted Emissions

Appendix B. Test Results of Emission Bandwidth

Appendix C. Test Results of Maximum Output Power

Appendix D. Test Results of Power Spectral Density

Appendix E. Test Results of Unwanted Emissions

Appendix F. Test Results of Radiated Emission Co-location

Appendix G. Test Photos

Photographs of EUT v01

History of this test report

Report No.	Version	Description	Issued Date
FR4O0105-02AB	01	Initial issue of report	Feb. 14, 2025
FR4O0105-02AB	02	Re-evaluating Emissions in Restricted Frequency Bands below 1GHz for test mode 4.	Feb. 19, 2025

Summary of Test Result

Report Clause	Ref Std. Clause	Test Items	Result (PASS/FAIL)	Remark
1.1.2	15.203	Antenna Requirement	PASS	-
3.1	15.207	AC Power-line Conducted Emissions	PASS	-
3.2	15.407(a)	Emission Bandwidth	PASS	-
3.3	15.407(a)	Maximum Output Power	PASS	-
3.4	15.407(a)	Power Spectral Density	PASS	-
3.5	15.407(b)	Unwanted Emissions	PASS	-

Conformity Assessment Condition:

1. The test results (PASS/FAIL) with all measurement uncertainty excluded are presented against the regulation limits or in accordance with the requirements stipulated by the applicant/manufacturer who shall bear all the risks of non-compliance that may potentially occur if measurement uncertainty is taken into account.
2. The measurement uncertainty please refer to each test result in the chapter "Measurement Uncertainty".

Disclaimer:

1. The product specifications of the EUT presented in the test report that may affect the test assessments are declared by the manufacturer who shall take full responsibility for the authenticity.
2. The test configuration, test mode and test software were written in this test report are declared by the manufacturer.

Reviewed by: Sam Chen
Report Producer: Muse Chan

1 General Description

1.1 Information

1.1.1 RF General Information

Frequency Range (MHz)	IEEE Std. 802.11	Ch. Frequency (MHz)	Channel Number
5150-5250	a, n (HT20), ac (VHT20), ax (HEW20), be (EHT20)	5180-5240	36-48 [4]
5250-5350		5260-5320	52-64 [4]
5470-5725		5500-5720	100-144 [12]
5725-5850		5745-5825	149-165 [5]
5150-5250	n (HT40), ac (VHT40), ax (HEW40), be (EHT40)	5190-5230	38-46 [2]
5250-5350		5270-5310	54-62 [2]
5470-5725		5510-5710	102-142 [6]
5725-5850		5755-5795	151-159 [2]
5150-5250	ac (VHT80), ax (HEW80), be (EHT80)	5210	42 [1]
5250-5350		5290	58 [1]
5470-5725		5530-5690	106-138 [3]
5725-5850		5775	155 [1]
5150-5350	ac (VHT160), ax (HEW160), be (EHT160)	5250	50 [1]
5470-5725		5570	114 [1]

Band	Mode	BWch (MHz)	Nant
5.15-5.25GHz	802.11a	20	2TX
5.15-5.25GHz	802.11n HT20	20	2TX
5.15-5.25GHz	802.11n HT20-BF	20	2TX
5.15-5.25GHz	802.11ac VHT20	20	2TX
5.15-5.25GHz	802.11ac VHT20-BF	20	2TX
5.15-5.25GHz	802.11ax HEW20	20	2TX
5.15-5.25GHz	802.11ax HEW20-BF	20	2TX
5.15-5.25GHz	802.11be EHT20	20	2TX
5.15-5.25GHz	802.11be EHT20-BF	20	2TX
5.15-5.25GHz	802.11n HT40	40	2TX
5.15-5.25GHz	802.11n HT40-BF	40	2TX
5.15-5.25GHz	802.11ac VHT40	40	2TX
5.15-5.25GHz	802.11ac VHT40-BF	40	2TX
5.15-5.25GHz	802.11ax HEW40	40	2TX

Band	Mode	BWch (MHz)	Nant
5.15-5.25GHz	802.11ax HEW40-BF	40	2TX
5.15-5.25GHz	802.11be EHT40	40	2TX
5.15-5.25GHz	802.11be EHT40-BF	40	2TX
5.15-5.25GHz	802.11ac VHT80	80	2TX
5.15-5.25GHz	802.11ac VHT80-BF	80	2TX
5.15-5.25GHz	802.11ax HEW80	80	2TX
5.15-5.25GHz	802.11ax HEW80-BF	80	2TX
5.15-5.25GHz	802.11be EHT80	80	2TX
5.15-5.25GHz	802.11be EHT80-BF	80	2TX
5.15-5.35GHz	802.11ac VHT160	160	2TX
5.15-5.35GHz	802.11ac VHT160-BF	160	2TX
5.15-5.35GHz	802.11ax HEW160	160	2TX
5.15-5.35GHz	802.11ax HEW160-BF	160	2TX
5.15-5.35GHz	802.11be EHT160	160	2TX
5.15-5.35GHz	802.11be EHT160-BF	160	2TX
5.25-5.35GHz	802.11a	20	2TX
5.25-5.35GHz	802.11n HT20	20	2TX
5.25-5.35GHz	802.11n HT20-BF	20	2TX
5.25-5.35GHz	802.11ac VHT20	20	2TX
5.15-5.35GHz	802.11ac VHT20-BF	20	2TX
5.25-5.35GHz	802.11ax HEW20	20	2TX
5.25-5.35GHz	802.11ax HEW20-BF	20	2TX
5.25-5.35GHz	802.11be EHT20	20	2TX
5.25-5.35GHz	802.11be EHT20-BF	20	2TX
5.25-5.35GHz	802.11n HT40	40	2TX
5.25-5.35GHz	802.11n HT40-BF	40	2TX
5.25-5.35GHz	802.11ac VHT40	40	2TX
5.25-5.35GHz	802.11ac VHT40-BF	40	2TX
5.25-5.35GHz	802.11ax HEW40	40	2TX
5.25-5.35GHz	802.11ax HEW40-BF	40	2TX
5.25-5.35GHz	802.11be EHT40	40	2TX
5.25-5.35GHz	802.11be EHT40-BF	40	2TX
5.25-5.35GHz	802.11ac VHT80	80	2TX
5.25-5.35GHz	802.11ac VHT80-BF	80	2TX
5.25-5.35GHz	802.11ax HEW80	80	2TX
5.25-5.35GHz	802.11ax HEW80-BF	80	2TX
5.25-5.35GHz	802.11be EHT80	80	2TX

Band	Mode	BWch (MHz)	Nant
5.25-5.35GHz	802.11be EHT80-BF	80	2TX
5.47-5.725GHz	802.11a	20	2TX
5.47-5.725GHz	802.11n HT20	20	2TX
5.47-5.725GHz	802.11n HT20-BF	20	2TX
5.47-5.725GHz	802.11ac VHT20	20	2TX
5.47-5.725GHz	802.11ac VHT20-BF	20	2TX
5.47-5.725GHz	802.11ax HEW20	20	2TX
5.47-5.725GHz	802.11ax HEW20-BF	20	2TX
5.47-5.725GHz	802.11be EHT20	20	2TX
5.47-5.725GHz	802.11be EHT20-BF	20	2TX
5.47-5.725GHz	802.11n HT40	40	2TX
5.47-5.725GHz	802.11n HT40-BF	40	2TX
5.47-5.725GHz	802.11ac VHT40	40	2TX
5.47-5.725GHz	802.11ac VHT40-BF	40	2TX
5.47-5.725GHz	802.11ax HEW40	40	2TX
5.47-5.725GHz	802.11ax HEW40-BF	40	2TX
5.47-5.725GHz	802.11be EHT40	40	2TX
5.47-5.725GHz	802.11be EHT40-BF	40	2TX
5.47-5.725GHz	802.11ac VHT80	80	2TX
5.47-5.725GHz	802.11ac VHT80-BF	80	2TX
5.47-5.725GHz	802.11ax HEW80	80	2TX
5.47-5.725GHz	802.11ax HEW80-BF	80	2TX
5.47-5.725GHz	802.11be EHT80	80	2TX
5.47-5.725GHz	802.11be EHT80-BF	80	2TX
5.47-5.725GHz	802.11ac VHT160	160	2TX
5.47-5.725GHz	802.11ac VHT160-BF	160	2TX
5.47-5.725GHz	802.11ax HEW160	160	2TX
5.47-5.725GHz	802.11ax HEW160-BF	160	2TX
5.47-5.725GHz	802.11be EHT160	160	2TX
5.47-5.725GHz	802.11be EHT160-BF	160	2TX
5.725-5.85GHz	802.11a	20	2TX
5.725-5.85GHz	802.11n HT20	20	2TX
5.725-5.85GHz	802.11n HT20-BF	20	2TX
5.725-5.85GHz	802.11ac VHT20	20	2TX
5.725-5.85GHz	802.11ac VHT20-BF	20	2TX
5.725-5.85GHz	802.11ax HEW20	20	2TX
5.725-5.85GHz	802.11ax HEW20-BF	20	2TX

Band	Mode	BWch (MHz)	Nant
5.725-5.85GHz	802.11be EHT20	20	2TX
5.725-5.85GHz	802.11be EHT20-BF	20	2TX
5.725-5.85GHz	802.11n HT40	40	2TX
5.725-5.85GHz	802.11n HT40-BF	40	2TX
5.725-5.85GHz	802.11ac VHT40	40	2TX
5.725-5.85GHz	802.11ac VHT40-BF	40	2TX
5.725-5.85GHz	802.11ax HEW40	40	2TX
5.725-5.85GHz	802.11ax HEW40-BF	40	2TX
5.725-5.85GHz	802.11be EHT40	40	2TX
5.725-5.85GHz	802.11be EHT40-BF	40	2TX
5.725-5.85GHz	802.11ac VHT80	80	2TX
5.725-5.85GHz	802.11ac VHT80-BF	80	2TX
5.725-5.85GHz	802.11ax HEW80	80	2TX
5.725-5.85GHz	802.11ax HEW80-BF	80	2TX
5.725-5.85GHz	802.11be EHT80	80	2TX
5.725-5.85GHz	802.11be EHT80-BF	80	2TX

MRU (static preamble puncturing)

For Multi_RU:

RU-tone	Bandwidth (MHz)			5GHz Test CH					
				UNII-1	UNII-2A	UNII-2C		UNII2C/3	UNII-3
	80			CH42	CH58	CH106	CH122	CH138	CH155
242+242(MCS0)	242		242	V	V	V	V	V	V
242+242(MCS4)	242		242	V	V	V	V	V	V
484+242(MCS0)	484		242	V	V	V	V	V	V
484+242(MCS4)	484		242	V	V	V	V	V	V

RU-tone	Bandwidth (MHz)						5GHz Test CH	
							UNII-1/2A	UNII-2C
	160						CH50	CH114
996+484(MCS0)	484			996			V	V
996+484(MCS4)	484			996			V	V
484+3x242(MCS0)	484	242		242		242	V	V
484+3x242(MCS4)	484	242		242		242	V	V
484+484(MCS0)	484				484		V	V
484+484(MCS4)	484				484		V	V

For Puncturing:

RU-tone	Configuration	Bandwidth (MHz)				5GHz Test CH					
						UNII-1	UNII-2A	UNII-2C		UNII2C/3	UNII-3
		80				CH42	CH58	CH106	CH122	CH138	CH155
484+242	1		242	484		--	V	--	V	V	V
	2	242		484		V	V	V	V	V	V
	3	484			242	V	V	V	V	V	V
	4	484		242		V	--	V	V	--	V

RU-tone	Configuration	Bandwidth (MHz)								5GHz Test CH	
										UNII-1/2A	UNII-2C
		160								CH50	CH114
996+484	1			484		996				--	V
	2	484				996				V	V
	3	996						484		V	V
	4	996				484				V	--
996+484+242	1		242	484		996				--	V
	2	242		484		996				V	V
	3	484			242	996				V	V
	4	484		242		996				V	V
	5	996					242	484		V	V
	6	996				242		484		V	V
	7	996				484			242	V	V
	8	996				484		242		V	--

Note:
- 11a, HT20 and HT40 use a combination of OFDM-BPSK, QPSK, 16QAM, 64QAM modulation.
- VHT20, VHT40, VHT80 and VHT160 use a combination of OFDM-BPSK, QPSK, 16QAM, 64QAM, 256QAM, 1024QAM modulation.
- HEW20, HEW40, HEW80 and HEW160 use a combination of OFDMA-BPSK, QPSK, 16QAM, 64QAM, 256QAM, 1024QAM modulation.
- EHT20, EHT40, EHT80 and EHT160 use a combination of OFDMA-BPSK, QPSK, 16QAM, 64QAM, 256QAM, 1024QAM, 4096QAM modulation.
- BWch is the nominal channel bandwidth.

1.1.2 Worst case of MRU(static preamble puncturing) evaluation procedure

1. Complete test Full RU BE & PSD
2. Measure the PSD of each MRU(static preamble puncturing) by conducted method and it is less than the Full RU conducted PSD.
3. Measure the Band edge emission of each MRU(static preamble puncturing) by conducted method and find out the MRU(static preamble puncturing) worst case configuration.
4. Follow step 3 to find the worst MRU(static preamble puncturing) configuration and perform radiated BE/RSE testing
5. Confirm whether the worst MRU(static preamble puncturing) configuration setting in step 3 and step 4 is the same. If there is a channel where the setting drops due to the test in step 4, the PSD of MRU(static preamble puncturing) needs to be reduced.

1.1.3 Antenna Information

Ant.	Brand	Model Name	Antenna Type	Connector	Support Function	Gain (dBi)
1	WNC	57XPAG15.001	PIFA Antenna	I-PEX	WLAN 2.4GHz+5GHz	Note 1
2	WNC	57XPAG15.002	PIFA Antenna	I-PEX	WLAN 2.4GHz+5GHz	
3	WNC	3S.007DN.111	PIFA Antenna	N/A	WLAN 6GHz	
4	WNC	3S.007DN.111	PIFA Antenna	N/A	WLAN 6GHz	
5	WNC	81XPAG15.G17	Dipole Antenna	SMA	WWAN	
6	WNC	81XPAG15.G17	Dipole Antenna	SMA	WWAN	
7	WNC	81XPAG15.G17	Dipole Antenna	SMA	WWAN	
8	WNC	81XPAG15.G17	Dipole Antenna	SMA	WWAN	
9	WNC	3S.007DK.111	PIFA Antenna	N/A	WWAN	
10	WNC	3S.007DL.111	PIFA Antenna	N/A	WWAN	
11	WNC	3S.007DM.111	PIFA Antenna	N/A	WWAN	
12	WNC	3S.007DM.111	PIFA Antenna	N/A	WWAN	
13	WNC	81XPAG15.G03	PIFA Antenna	I-PEX	GPS	

Note 1:

Ant.	Port		Antenna Gain (dBi)				
	WLAN 2.4GHz	WLAN 5GHz	WLAN 2.4GHz	WLAN 5GHz			
				UNII 1	UNII 2A	UNII 2C	UNII 3
1	1	1	3.5	5.9	6.0	7.1	5.5
2	2	2	5.6	7.4	7.4	7.0	7.0

Ant.	Port	Antenna Gain (dBi)			
	WLAN 6GHz	WLAN 6GHz			
		UNII 5	UNII 6	UNII 7	UNII 8
3	2	5.9	5.5	6.6	6.6
4	1	8.3	8.1	8.2	7.7

Ant.	WWAN Antenna Gain (dBi)									
	LTE									
	Band 2	Band 4	Band 5	Band 7	Band 12	Band 13	Band 14	Band 17	Band 25	Band 26 (814-824MHz)
5	2.63	3.14	3.22	-	3.17	3.06	3.16	3.17	2.63	3.22
6	-	-	-	-	-	-	-	-	-	-
7	-	-	-	-	-	-	-	-	-	-
8	-	-	-	2.9	-	-	-	-	-	-
9	-	-	-	-	-	-	-	-	-	-
10	-	-	-	-	-	-	-	-	-	-
11	-	-	-	-	-	-	-	-	-	-
12	-	-	-	-	-	-	-	-	-	-

Ant.	LTE								
	Band 26 (824-849MHz)	Band 30	Band 38	Band 41	Band 42	Band 43	Band 48	Band 66	Band 71
5	3.22	-	-	-	3.48	3.12	3.24	3.14	2.94
6	-	-	-	-	-	-	-	-	-
7	-	-	-	-	-	-	-	-	-
8	-	2.89	2.9	3.1	-	-	-	-	-
9	-	-	-	-	-	-	-	-	-
10	-	-	-	-	-	-	-	-	-
11	-	-	-	-	-	-	-	-	-
12	-	-	-	-	-	-	-	-	-

Ant.	WWAN Antenna Gain (dBi)							
	5G NR							
	Band 2	Band 5	Band 7	Band 12	Band 13	Band 14	Band 25	Band 26 (814-824MHz)
5	2.63	3.22	2.9	3.17	3.06	3.16	2.63	3.22
6	-	-	-	-	-	-	-	-
7	-	-	-	-	-	-	-	-
8	2.63	3.22	2.9	-	-	-	2.63	-
9	-	-	-	-	-	-	-	-
10	-	-	-	-	-	-	-	-
11	-	-	-	-	-	-	-	-
12	-	-	-	-	-	-	-	-

Ant.	5G NR							
	Band 26 (824-849MHz)	Band 30	Band 38	Band 41	Band 48	Band 66	Band 70	Band 71
5	3.22	-	2.9	3.1	3.24	3.14	3.14	2.94
6	-	-	-	-	-	-	-	-
7	-	-	-	-	-	-	-	-
8	-	2.89	2.9	3.1	3.24	3.14	3.14	2.94
9	-	-	-	-	-	-	-	-
10	-	-	-	-	-	-	-	-
11	-	-	-	-	-	-	-	-
12	-	-	-	-	-	-	-	-

Ant.	5G NR			
	Band 77 (3450-3550MHz)	Band 77 (3700-3980MHz)	Band 78 (3450-3550MHz)	Band 78 (3700-3800MHz)
5	3.48	3.45	3.48	3.12
6	-	-	-	-
7	-	-	-	-
8	3.48	3.45	3.48	3.12
9	-	-	-	-
10	-	-	-	-
11	-	-	-	-
12	-	-	-	-

Ant.	GPS Antenna Gain (dBi)
13	3.5

Note 2: The above information was declared by manufacturer.

Note 3: Directional gain information

Type	Maximum Output Power	Power Spectral Density
Non-BF	Directional gain = Max.gain + array gain. For power measurements on IEEE 802.11 devices Array Gain = 0 dB (i.e., no array gain) for N ANT ≤ 4	$DirectionalGain = 10 \cdot \log\left[\frac{\sum_{j=1}^{N_{SS}}\left\{\sum_{k=1}^{N_{ANT}} g_{j,k}\right\}^2}{N_{ANT}}\right]$
BF	$DirectionalGain = 10 \cdot \log\left[\frac{\sum_{j=1}^{N_{SS}}\left\{\sum_{k=1}^{N_{ANT}} g_{j,k}\right\}^2}{N_{ANT}}\right]$	$DirectionalGain = 10 \cdot \log\left[\frac{\sum_{j=1}^{N_{SS}}\left\{\sum_{k=1}^{N_{ANT}} g_{j,k}\right\}^2}{N_{ANT}}\right]$

Ex.

Directional Gain (NSS1) formula :

$$DirectionalGain = 10 \cdot \log\left[\frac{\sum_{j=1}^{N_{SS}}\left\{\sum_{k=1}^{N_{ANT}} g_{j,k}\right\}^2}{N_{ANT}}\right]$$

NSS1(g1,1) = $10^{G1/20}$; NSS1(g1,2)= $10^{G2/20}$; NSS1(g1,2)= $10^{G3/20}$; NSS1(g1,2)= $10^{G4/20}$

gj,k =(Nss1(g1,1) + Nss1(g1,2) + Nss1(g1,3) + Nss1(g1,4))^2

DG = 10 log[(Nss1(g1,1) + Nss1(g1,2) + Nss1(g1,3) + Nss1(g1,4))^2 / N_{ANT}] => 10 log[($10^{G1/20}$ + $10^{G2/20}$ + $10^{G3/20}$ + $10^{G4/20}$)^2 / N_{ANT}]

Where ;

2.4G G1= 3.5 dBi ;G2= 5.6 dBi ;

5G UNII-1 G1 = 5.9 dBi; G2 = 7.4 dBi;

5G UNII-2A G1 = 6.0 dBi; G2 = 7.4 dBi;

5G UNII-2C G1 = 7.1 dBi; G2 = 7.0 dBi;

5G UNII-3 G1 = 5.5 dBi; G2 = 7.0 dBi;

6G UNII-5 G1 = 5.9 dBi; G2 = 8.3 dBi;

6G UNII-6 G1 = 5.5 dBi; G2 = 8.1 dBi;

6G UNII-7 G1 = 6.6 dBi; G2 = 8.2 dBi;

6G UNII-8 G1 = 6.6 dBi; G2 = 7.7 dBi;

2.4G DG = 7.62 dBi

5G UNII-1 DG = 9.69 dBi

5G UNII-2A DG = 9.74 dBi

5G UNII-2C DG = 10.06 dBi

5G UNII-3 DG = 9.29 dBi

6G UNII-5 DG = 10.19 dBi

6G UNII-6 DG = 9.91 dBi

6G UNII-7 DG = 10.45 dBi

6G UNII-8 DG = 10.18 dBi

Note 4: **For 2.4GHz function:**
For IEEE 802.11 b/g/n/VHT/ax/be (2TX/2RX):
Port 1 and Port 2 can be used as transmitting/receiving antenna.
Port 1 and Port 2 could transmit/receive simultaneously.
For 5GHz function:
For IEEE 802.11 a/n/ac/ax/be (2TX/2RX):
Port 1 and Port 2 can be used as transmitting/receiving antenna.
Port 1 and Port 2 could transmit/receive simultaneously.
For 6GHz function:
For IEEE 802.11 ax/be (2TX/2RX):
Port 1 and Port 2 can be used as transmitting/receiving antenna.
Port 1 and Port 2 could transmit/receive simultaneously.

1.1.4 Mode Test Duty Cycle

For Full_RU:

Mode	DC	DCF(dB)	T(s)	VBW(Hz) ≥ 1/T
802.11a_Nss 1,(6D)	0.993	0.03	1.98m	10
802.11be EHT20_Nss 1,(M0)	0.987	0.06	5.455m	10
802.11be EHT40_Nss 1,(M0)	0.98	0.09	5.455m	10
802.11be EHT80_Nss 1,(M0)	0.981	0.08	5.452m	10
802.11be EHT160_Nss 1,(M0)	0.982	0.08	5.453m	10
802.11be EHT20-BF_Nss 1,(M0)	0.987	0.06	5.455m	10
802.11be EHT40-BF_Nss 1,(M0)	0.98	0.09	5.455m	10
802.11be EHT80-BF_Nss 1,(M0)	0.981	0.08	5.452m	10
802.11be EHT160-BF_Nss 1,(M0)	0.982	0.08	5.453m	10

For Multi_RU:

Mode	DC	DCF(dB)	T(s)	VBW(Hz) ≥ 1/T
802.11be EHT80_Nss 1,(M0),RU484+RU242	0.87	0.6	2.745m	1k
802.11be EHT80_Nss 1,(M0),RU242+RU242	0.883	0.54	2.745m	1k
802.11be EHT160_Nss 1,(M0),RU996+RU484	0.791	1.02	1.422m	1k
802.11be EHT160_Nss 1,(M0),RU726+RU242+RU242	0.772	1.12	1.778m	1k
802.11be EHT160_Nss 1,(M0),RU484+RU484	0.944	0.25	1.55m	1k

For Puncturing:

Mode	DC	DCF (dB)	T (s)	VBW (Hz)_1/T
802.11be EHT80_Nss1,(MCS0),RU484+RU242	0.98	0.09	5.456m	10
802.11be EHT160_Nss1,(MCS0),RU996+RU484+RU242	0.982	0.08	5.456m	10
802.11be EHT160_Nss1,(MCS0),RU996+RU484	0.982	0.08	5.456m	10

Note:
- DC is Duty Cycle.
- DCF is Duty Cycle Factor.

1.1.5 EUT Operational Condition

EUT Power Type	Powered by adapter or internal battery			
Beamforming Function	☒	With beamforming	☐	Without beamforming
	The product has beamforming function for n/VHT/ax/be in 2.4GHz, n/ac/ax/be in 5GHz and ax/be in 6GHz.			
Weather Band	☒	With 5600~5650MHz	☐	Without 5600~5650MHz
Function	☐	Outdoor P2M	☒	Indoor P2M
	☐	Fixed P2P	☒	Client
	☒	Point-to-multipoint	☐	Point-to-point
TPC Function	☒	With TPC	☐	Without TPC
Channel Puncturing Function	☒	Supported Static Puncturing		
	☐	Supported Dynamic Puncturing		
	☐	Unsupported		
Support RU	☒	Full RU	☒	Partial RU
Test Software Version	QSPR V6.00.00156.1			

Note: The above information was declared by manufacturer.

1.1.6 Table for EUT Support Function

Function	Support Type	Supports Band
AP Router	Master	WLAN 2.4GHz, WLAN 5GHz UNII 1~3, WLAN 6GHz UNII 5~8
Slave	Slave with radar detection	WLAN 2.4GHz, WLAN 5GHz UNII 1~3

Note1: The 6GHz function is disabled when operating on battery power, other than during a power outage.
Note2: The above information was declared by manufacturer.

1.1.7 Table for Multiple Listing

The equipment names in the following table are all refer to the identical product.

Equipment Name	Model Name	Description
E400-5GE-AM	S5A509A	The only difference between X20-5GE-AM and E400-5GE-AM firmware versions are the subscription packages they support. These subscription packages are used to license advanced software features for different market segments. The features that are licensed in the subscription packages are primarily advanced networking features (IPSec, BGP, RIP, STP) and remote diagnostic tools.
X20-5GE-AM		

Note 1: From the above equipment names, equipment name: E400-5GE-AM was selected as representative equipment name for the test and its data was recorded in this report.
Note 2: The above information was declared by manufacturer.

1.1.8 Table for WWAN Module Information

The EUT contains a WWAN module.
The WWAN module information is listed below:

Brand Name	Model Name	FCC ID	Support Function
Ericssion	RG650V-NA	UXX-2024 RG650VNA	LTE band: 2, 4, 5, 7, 12, 13, 14, 17, 25, 26(814-824), 26(824-849), 30, 38, 41(2496~2690), 42, 43(3700~3800), 48, 66, 71 LTE Inter band: CA_2C, CA_5B, CA_38C, CA_41C, CA_42C, CA_43C, CA_48B, CA_48C, CA_66B, CA_66C, CA_7C, CA_12B 5GNR SA Band: n2, n5, n7, n12, n13, n14, n25, n26(814-824), n26(824-849), n30, n38, n41, n48, n66, n70, n71, n77(3450-3550), n77(3700-3980), n78(3450-3550), n78(3700-3800) 5G EN-DC Band: DC_13A_n66A; DC_5A_n2A; DC_14A_n2A; DC_30A_n2A; DC_2A_n5A; DC_12A_n5A; DC_30A_n5A; DC_66A_n5A; DC_2A_n12A; DC_30A_n12A; DC_66A_n12A; DC_2A_n14A; DC_30A_n14A; DC_66A_n14A; DC_2A_n30A; DC_5A_n30A; DC_12A_n30A; DC_14A_n30A; DC_66A_n30A; DC_2A_n66A; DC_5A_n66A; DC_12A_n66A; DC_14A_n66A; DC_30A_n66A; DC_12A_n2A; DC_71A_n2A; DC_71A_n66A; DC_2A_n71A; DC_66A_n71A; DC_66A_n25A; DC_66A_n41A; DC_26A_n41A; DC_7A_n78A; DC_38A_n78A; DC_5A_n78A; DC_7A_n5A; DC_66A_n78A; DC_2A_n78A; DC_5A_n71A; DC_7A_n71A; DC_12A_n71A; DC_12A_n78A; DC_13A_n71A; DC_5A_n7A; DC_12A_n7A; DC_66A_n7A; DC_5A_n41A; DC_71A_n7A; DC_7A_n12A; DC_13A_n2A; DC_48A_n5A; DC_48A_n66A; DC_7A_n66A; DC_13A_n78A; DC_41A_n77A; DC_41A_n78A; DC_4A_n41A; DC_66A_n38A; DC_2A_n38A; DC_12A_n38A; DC_4A_n38A; DC_5A_n38A; DC_4A_n78A; DC_12A_n25A; DC_7A_n77A; DC_71A_n78A; DC_71A_n38A; DC_13A_n7A; DC_12A_n41A; DC_2A_n7A; DC_7A_n2A; DC_2A_n77A; DC_5A_n77A; DC_13A_n77A; DC_66A_n77A; DC_12A_n77A; DC_14A_n77A; DC_30A_n77A; DC_26A_n78A; DC_71A_n41A; DC_4A_n2A; DC_7A_n25A; DC_7A_n25A; DC_5A_n25A; DC_5A_n25A; DC_5A_n12A; DC_71A_n12A; DC_4A_n7A; DC_4A_n7A; DC_25A_n78A; DC_25A_n77A; DC_48A_n71A; DC_48A_n12A; DC_71A_n77A; DC_48A_n2A; DC_14A_n5A; DC_71A_n5A; DC_7A_n26A 5G CA Band: n25A-n41A; n41A-n71A; n66A-n78A; n7A-n77A; n2A-n77A; n5A-n77A; n66A-n77A; n30A-n77A; n30A-n77A; n30A-n77A; n5A-n48A; n71A-n77A; n12A-n77A; n14A-n77A; n71A-n78A; n2A-n78A; n25A-n78A; n38A-n66A; n25A-n48A; n25A-n77A; n25A-n38A; n2A-n41A; n12A-n41A; n12A-n78A; n13A-n77A; n5A-n41A; n12A-n48A; n70A-n78A; n41A-n70A; n26A-n78A; n26A-n77A

Note: The above information was declared by manufacturer.

1.2 Applicable Standards

According to the specifications of the manufacturer, the EUT must comply with the requirements of the following standards:

- 47 CFR FCC Part 15
- ANSI C63.10-2013
- FCC KDB 789033 D02 v02r01

The following reference test guidance is not within the scope of accreditation of TAF.

- FCC KDB 662911 D01 v02r01
- FCC KDB 412172 D01 v01r01
- FCC KDB 414788 D01 v01r01

1.3 Testing Location Information

Testing Location Information	
Test Lab.：Sporton International Inc. Hsinchu Laboratory	
Hsinchu	ADD: No.8, Ln. 724, Bo'ai St., Zhubei City, Hsinchu County 302010, Taiwan (R.O.C.)
(TAF: 3787)	TEL: 886-3-656-9065 FAX: 886-3-656-9085
	Test site Designation No. TW3787 with FCC.
	Conformity Assessment Body Identifier (CABID) TW3787 with ISED.

Test Condition	Test Site No.	Test Engineer	Test Environment (°C / %)	Test Date
RF Conducted	TH02-CB	Kj Chang	23.1~24.7 / 61~66	Nov. 12, 2024~ Dec. 10, 2024
Radiated (below 1GHz-Mode 1~3)	03CH06-CB	Roy Mai	22.5~22.9 / 58~60	Dec. 30, 2024
Radiated (below 1GHz-Mode 4)	03CH05-CB		21.9-22.4 / 60-62	Feb. 17, 2025
Radiated (above 1GHz)	03CH01-CB		22.1~23.1 / 60~62	Oct. 15, 2024~ Dec. 20, 2024
	03CH03-CB		22.2~22.6 / 59~61	
Radiated (Co-location)	03CH06-CB		22.5-22.9 / 58-60	Dec. 30, 2024
AC Conduction	CO01-CB	Bob Chang	22~23 / 54~55	Jan. 02, 2025

1.4 Measurement Uncertainty

ISO/IEC 17025 requires that an estimate of the measurement uncertainties associated with the emissions test results be included in the report. The measurement uncertainties given below are based on a 95% confidence level (based on a coverage factor (k=2)

Parameter	Uncertainty	Remark
Conducted Emission (150kHz ~ 30MHz)	3.8 dB	Confidence levels of 95%
Radiated Emission (9kHz ~ 30MHz)	4.1 dB	Confidence levels of 95%
Radiated Emission (30MHz ~ 1,000MHz)	4.2 dB	Confidence levels of 95%
Radiated Emission (1GHz ~ 18GHz)	4.2 dB	Confidence levels of 95%
Radiated Emission (18GHz ~ 40GHz)	4.0 dB	Confidence levels of 95%
Conducted Emission	3.1 dB	Confidence levels of 95%
Output Power Measurement	0.8 dB	Confidence levels of 95%
Power Density Measurement	3.1 dB	Confidence levels of 95%
Bandwidth Measurement	2.1 %	Confidence levels of 95%

2 Test Configuration of EUT

2.1 Test Channel Mode

For Full_RU:

Mode
802.11a_Nss1,(6Mbps)_2TX
5180MHz
5200MHz
5240MHz
5260MHz
5300MHz
5320MHz
5500MHz
5580MHz
5700MHz
5720MHz Straddle 5.47-5.725GHz
5720MHz Straddle 5.725-5.85GHz
5745MHz
5785MHz
5825MHz
802.11be EHT20_Nss1,(MCS0)_2TX
5180MHz
5200MHz
5240MHz
5260MHz
5300MHz
5320MHz
5500MHz
5580MHz
5700MHz
5720MHz Straddle 5.47-5.725GHz
5720MHz Straddle 5.725-5.85GHz
5745MHz
5785MHz
5825MHz
802.11be EHT40_Nss1,(MCS0)_2TX
5190MHz
5230MHz
5270MHz
5310MHz

5510MHz
5550MHz
5670MHz
5710MHz Straddle 5.47-5.725GHz
5710MHz Straddle 5.725-5.85GHz
5755MHz
5795MHz
802.11be EHT80_Nss1,(MCS0)_2TX
5210MHz
5290MHz
5530MHz
5610MHz
5690MHz Straddle 5.47-5.725GHz
5690MHz Straddle 5.725-5.85GHz
5775MHz
802.11be EHT160_Nss1,(MCS0)_2TX
5250MHz Straddle 5.15-5.25GHz
5250MHz Straddle 5.25-5.35GHz
5570MHz
802.11be EHT20-BF_Nss1,(MCS0)_2TX
5180MHz
5200MHz
5240MHz
5260MHz
5300MHz
5320MHz
5500MHz
5580MHz
5700MHz
5720MHz Straddle 5.47-5.725GHz
5720MHz Straddle 5.725-5.85GHz
5745MHz
5785MHz
5825MHz
802.11be EHT40-BF_Nss1,(MCS0)_2TX
5190MHz
5230MHz
5270MHz
5310MHz
5510MHz
5550MHz

5670MHz
5710MHz Straddle 5.47-5.725GHz
5710MHz Straddle 5.725-5.85GHz
5755MHz
5795MHz
802.11be EHT80-BF_Nss1,(MCS0)_2TX
5210MHz
5290MHz
5530MHz
5610MHz
5690MHz Straddle 5.47-5.725GHz
5690MHz Straddle 5.725-5.85GHz
5775MHz
802.11be EHT160-BF_Nss1,(MCS0)_2TX
5250MHz Straddle 5.15-5.25GHz
5250MHz Straddle 5.25-5.35GHz
5570MHz

For Multi_RU:

Mode
802.11be EHT80_Nss1,(MCS0),RU484+RU242 MRU 3_2TX
5210MHz
802.11be EHT80_Nss1,(MCS0),RU242+RU242 MRU 1_2TX
5210MHz
802.11be EHT80_Nss1,(MCS0),RU484+RU242 MRU 3_2TX
5290MHz
802.11be EHT80_Nss1,(MCS0),RU242+RU242 MRU 1_2TX
5290MHz
802.11be EHT80_Nss1,(MCS0),RU484+RU242 MRU 3_2TX
5530MHz
802.11be EHT80_Nss1,(MCS0),RU242+RU242 MRU 1_2TX
5530MHz
802.11be EHT80_Nss1,(MCS0),RU484+RU242 MRU 3_2TX
5610MHz
802.11be EHT80_Nss1,(MCS0),RU242+RU242 MRU 1_2TX
5610MHz
802.11be EHT80_Nss1,(MCS0),RU484+RU242 MRU 3_2TX
5690MHz Straddle 5.47-5.725GHz
802.11be EHT80_Nss1,(MCS0),RU242+RU242 MRU 1_2TX
5690MHz Straddle 5.47-5.725GHz
802.11be EHT80_Nss1,(MCS0),RU484+RU242 MRU 3_2TX

5690MHz Straddle 5.725-5.85GHz
802.11be EHT80_Nss1,(MCS0),RU242+RU242 MRU 1_2TX
5690MHz Straddle 5.725-5.85GHz
802.11be EHT80_Nss1,(MCS0),RU484+RU242 MRU 3_2TX
5775MHz
802.11be EHT80_Nss1,(MCS0),RU242+RU242 MRU 1_2TX
5775MHz
802.11be EHT160_Nss1,(MCS0),RU996+RU484 MRU 2_2TX
5250MHz Straddle 5.15-5.25GHz
802.11be EHT160_Nss1,(MCS0),RU726+RU242+RU242 MRU 1_2TX
5250MHz Straddle 5.15-5.25GHz
802.11be EHT160_Nss1,(MCS0),RU484+RU484 MRU 1_2TX
5250MHz Straddle 5.15-5.25GHz
802.11be EHT160_Nss1,(MCS0),RU996+RU484 MRU 2_2TX
5250MHz Straddle 5.25-5.35GHz
802.11be EHT160_Nss1,(MCS0),RU726+RU242+RU242 MRU 1_2TX
5250MHz Straddle 5.25-5.35GHz
802.11be EHT160_Nss1,(MCS0),RU484+RU484 MRU 1_2TX
5250MHz Straddle 5.25-5.35GHz
802.11be EHT160_Nss1,(MCS0),RU996+RU484 MRU 2_2TX
5570MHz
802.11be EHT160_Nss1,(MCS0),RU726+RU242+RU242 MRU 1_2TX
5570MHz
802.11be EHT160_Nss1,(MCS0),RU484+RU484 MRU 1_2TX
5570MHz

For Puncturing:

Mode
802.11be EHT80_Nss1,(MCS0),RU484+RU242 CP 4_2TX
5210MHz
802.11be EHT80_Nss1,(MCS0),RU484+RU242 CP 1_2TX
5290MHz
802.11be EHT80_Nss1,(MCS0),RU484+RU242 CP 3_2TX
5530MHz
802.11be EHT80_Nss1,(MCS0),RU484+RU242 CP 2_2TX
5610MHz
802.11be EHT80_Nss1,(MCS0),RU484+RU242 CP 3_2TX
5690MHz Straddle 5.47-5.725GHz
802.11be EHT80_Nss1,(MCS0),RU484+RU242 CP 3_2TX
5690MHz Straddle 5.725-5.85GHz
802.11be EHT80_Nss1,(MCS0),RU484+RU242 CP 3_2TX

5775MHz
802.11be EHT160_Nss1,(MCS0),RU996+RU484+RU242 CP 6_2TX
5250MHz Straddle 5.15-5.25GHz
802.11be EHT160_Nss1,(MCS0),RU996+RU484 CP 3_2TX
5250MHz Straddle 5.15-5.25GHz
802.11be EHT160_Nss1,(MCS0),RU996+RU484+RU242 CP 6_2TX
5250MHz Straddle 5.25-5.35GHz
802.11be EHT160_Nss1,(MCS0),RU996+RU484 CP 3_2TX
5250MHz Straddle 5.25-5.35GHz
802.11be EHT160_Nss1,(MCS0),RU996+RU484+RU242 CP 6_2TX
5570MHz
802.11be EHT160_Nss1,(MCS0),RU996+RU484 CP 3_2TX
5570MHz

Note:

- EHT20 / EHT40 / EHT80 / EHT160 covers HT20 / HT40 / VHT20 / VHT40 / VHT80 / VHT160 / HEW20 / HEW40 / HEW80 / HEW160 due to similar modulation. The power setting for HT20 / HT40 / VHT20 / VHT40 / VHT80 / VHT160 / HEW20 / HEW40 / HEW80 / HEW160 is the same or lower than EHT20 / EHT40 / EHT80 / EHT160.
- The EUT supports beamforming and CDD modes, and the CDD mode is the worst case. Therefore, all test items are evaluated in the report. The beamforming mode only evaluates the output power.

2.2 The Worst Case Measurement Configuration

The Worst Case Mode for Following Conformance Tests	
Tests Item	AC power-line conducted emissions
Condition	AC power-line conducted measurement for line and neutral Test Voltage: 120Vac / 60Hz
Operating Mode	CTX
1	EUT_WLAN 2.4GHz + Adapter
2	EUT_WLAN 5GHz + Adapter
3	EUT_WLAN 6GHz + Adapter
For operating mode 3 is the worst case and it was record in this test report.	

The Worst Case Mode for Following Conformance Tests	
Tests Item	Emission Bandwidth Maximum Output Power
Test Condition	Conducted measurement at transmit chains

The Worst Case Mode for Following Conformance Tests	
Tests Item	Power Spectral Density
Test Condition	Conducted measurement at transmit chains
Operating Mode	
1	Full_RU
2	Multi_RU
3	Puncturing

The Worst Case Mode for Following Conformance Tests	
Tests Item	Unwanted Emissions
Test Condition	Radiated measurement If EUT consist of multiple antenna assembly (multiple antenna are used in EUT regardless of spatial multiplexing MIMO configuration), the radiated test should be performed with highest antenna gain of each antenna type.
Operating Mode < 1GHz	CTX
	After evaluating, the worst case was found as below from radiated emission above 1GHz. Thus, the measurement will follow this same test configuration.
1	EUT in X axis + Adapter_WLAN 2.4GHz
2	EUT in X axis + Battery_WLAN 2.4GHz
Mode 2 has been evaluated to be the worst case among Mode 1~2, thus measurement for Mode 3 will follow this same test mode.	
3	EUT in Z axis + Battery_WLAN 5GHz
4	EUT in Z axis + Adapter_WLAN 6GHz
For operating mode 2 is the worst case and it was record in this test report.	
Operating Mode > 1GHz	CTX
	After evaluating, the worst case was found at Z axis, so it was selected to perform test and its test result was written in the report.
1	EUT in Z axis_Full_RU
2	EUT in Z axis_Multi_RU
3	EUT in Z axis_Puncturing

The Worst Case Mode for Following Conformance Tests	
Tests Item	Simultaneous Transmission Analysis - Radiated Emission Co-location
Test Condition	Radiated measurement
Operating Mode	Normal Link
	After evaluating, the worst case was found at Z axis, so it was selected to perform test and its test result was written in the report.
1	EUT in Z axis_WLAN 2.4GHz + WLAN 5GHz
Refer to Appendix F for Radiated Emission Co-location.	

The Worst Case Mode for Following Conformance Tests	
Tests Item	Simultaneous Transmission Analysis - Co-location RF Exposure Evaluation
Operating Mode	
1	WLAN 2.4GHz + WLAN 5GHz + WLAN 6GHz + WWAN: 4G
2	WLAN 2.4GHz + WLAN 5GHz + WLAN 6GHz + WWAN: 5G
Refer to Sporton Test Report No.: FA4O0105-02 for Co-location RF Exposure Evaluation.	

2.3 EUT Operation during Test

For CTX Mode:

The EUT was programmed to be in continuously transmitting mode.

For Normal Link:

During the test, the EUT operation to normal function.

2.4 Accessories

Accessories			
Equipment Name	**Brand Name**	**Model Name**	**Rating**
Adapter	APD	WA-36W12R	INPUT: 100-240V~, 50-60Hz, 0.9A Max OUTPUT: 12.0V, 3.0A, 36.0W
Rechargeable Li-ion Battery	Getac	170921-000	Rated voltage: 7.26V Rated capacity: 7800mAh(56.62Wh) Input: 12V, 1A
Others			
RJ-45 cable*1: Non-shielded, 1.5m			
US plug*1			

2.5 Support Equipment

For AC Conduction:

Support Equipment				
No.	**Equipment**	**Brand Name**	**Model Name**	**FCC ID**
A	WAN NB	DELL	E6430	N/A
B	Flash disk3.0	Transcend	JetFlash-703	N/A

For Radiated and RF Conducted:

Support Equipment				
No.	**Equipment**	**Brand Name**	**Model Name**	**FCC ID**
A	Notebook	DELL	E4300	N/A

2.6 Test Setup Diagram

Test Setup Diagram – AC Line Conducted Emission Test

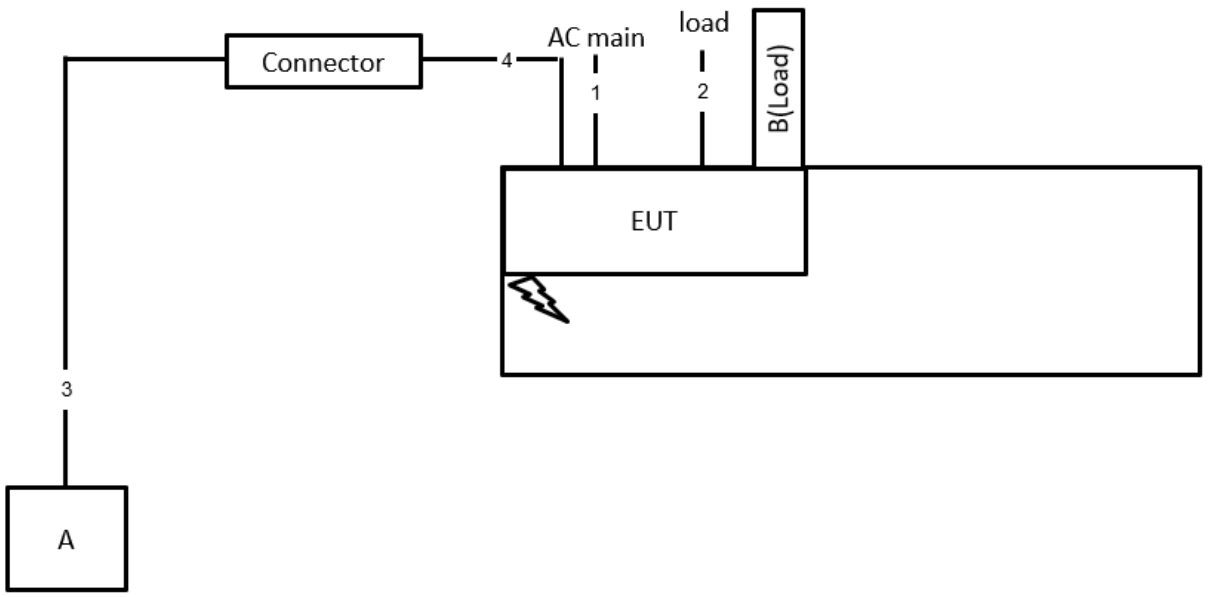

Item	Connection	Shielded	Length
1	Power cable	No	1.6m
2	RJ-45 cable*4	No	1m
3	RJ-45 cable	No	10m
4	RJ-45 cable	No	1.5m

Test Setup Diagram - Radiated Test < 1GHz

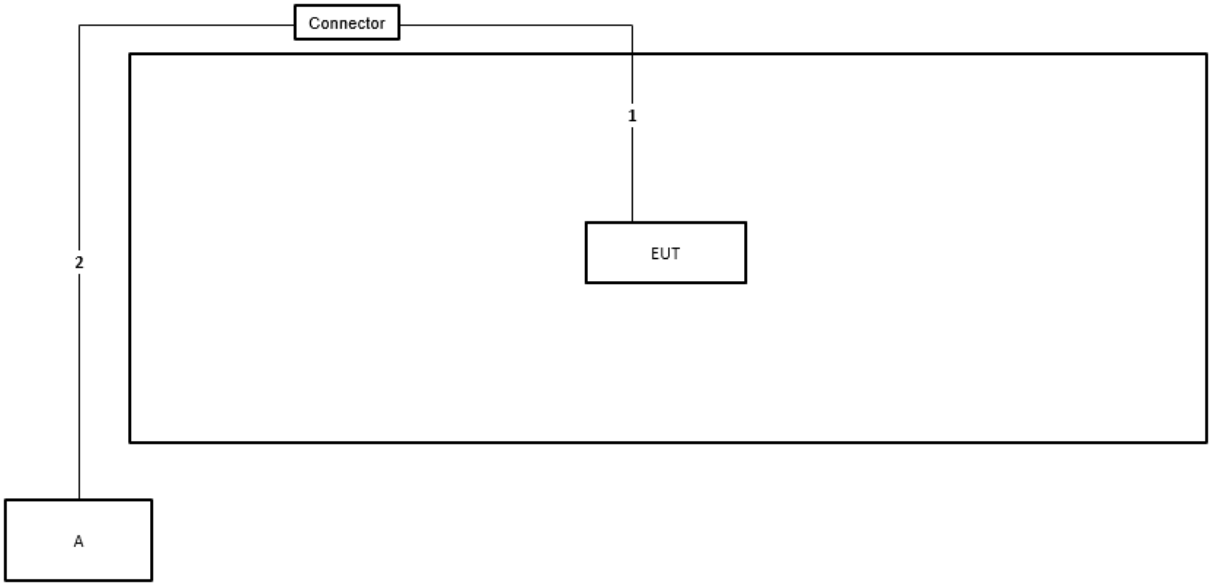

Item	Connection	Shielded	Length
1	RJ-45 cable	No	1.5m
2	RJ-45 cable	No	10m

Test Setup Diagram - Radiated Test > 1GHz

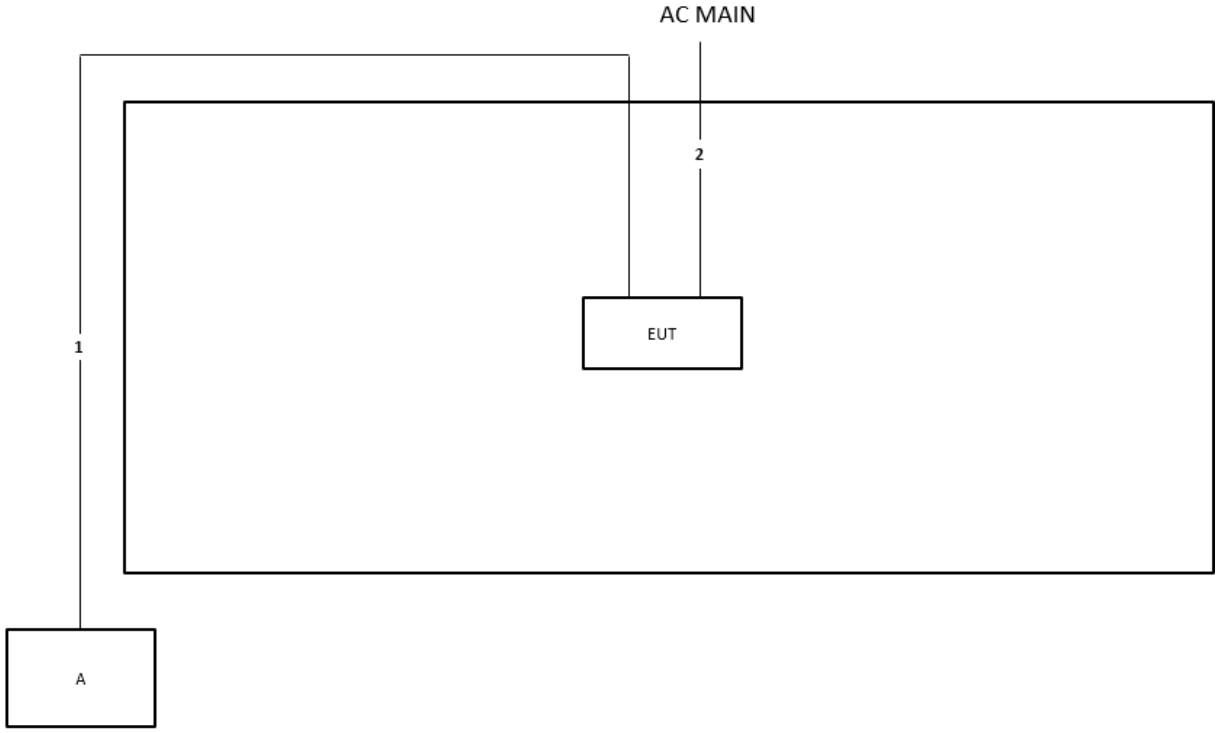

Item	Connection	Shielded	Length
1	RJ-45 cable	No	10m
2	Power cable	No	1.6m

3 Transmitter Test Result

3.1 AC Power-line Conducted Emissions

3.1.1 AC Power-line Conducted Emissions Limit

AC Power-line Conducted Emissions Limit		
Frequency Emission (MHz)	**Quasi-Peak**	**Average**
0.15-0.5	66 - 56 *	56 - 46 *
0.5-5	56	46
5-30	60	50
Note 1: * Decreases with the logarithm of the frequency.		

3.1.2 Measuring Instruments

Refer a test equipment and calibration data table in this test report.

3.1.3 Test Procedures

Test Method
☒ Refer as ANSI C63.10-2013, clause 6.2 for AC power-line conducted emissions.

3.1.4 Test Setup

AC Power-line Conducted Emissions

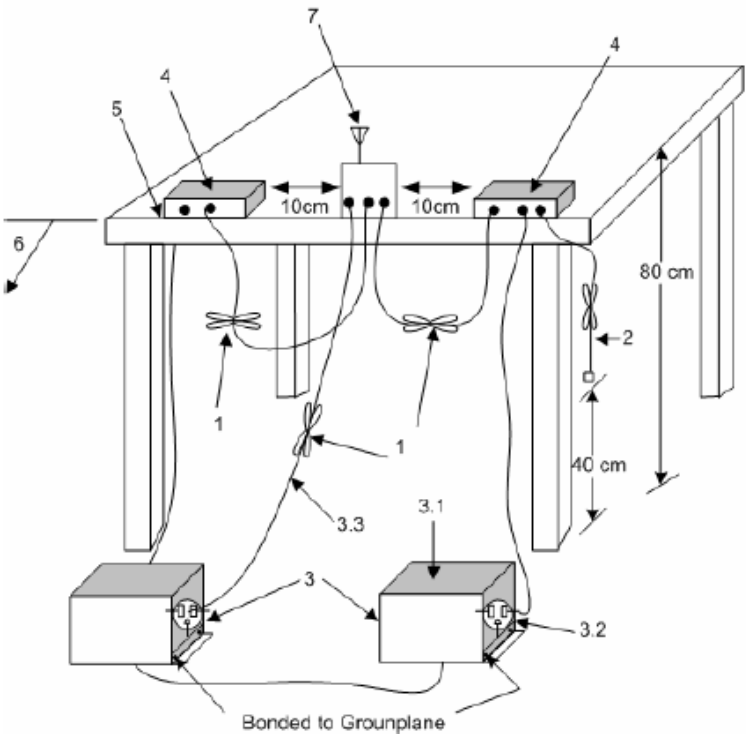

1—Interconnecting cables that hang closer than 40 cm to the ground plane shall be folded back and forth in the center forming a bundle 30 cm to 40 cm long.
2—The I/O cables that are not connected to an accessory shall be bundled in the center. The end of the cable may be terminated, if required, using the correct terminating impedance. The overall length shall not exceed 1 m.
3—EUT connected to one LISN. Unused LISN measuring port connectors shall be terminated in 50 Ω loads. LISN may be placed on top of, or immediately beneath, reference ground plane.
3.1—All other equipment powered from additional LISN(s).
3.2—A multiple-outlet strip may be used for multiple power cords of non-EUT equipment.
3.3—LISN at least 80 cm from nearest part of EUT chassis.
4—Non-EUT components of EUT system being tested.
5—Rear of EUT, including peripherals, shall all be aligned and flush with edge of tabletop.
6—Edge of tabletop shall be 40 cm removed from a vertical conducting plane that is bonded to the ground plane.
7—Antenna can be integral or detachable. If detachable, then the antenna shall be attached for this test.

3.1.5 Measurement Results Calculation

The measured Level is calculated using:

a. Corrected Reading: LISN Factor (LISN) + Attenuator (AT/AUX) + Cable Loss (CL) + Read Level (Raw) = Level

b. Margin = -Limit + Level

3.1.6 Test Result of AC Power-line Conducted Emissions

Refer as Appendix A

3.2 Emission Bandwidth

3.2.1 Emission Bandwidth Limit

Emission Bandwidth Limit	
UNII Devices	
☒	For the 5.15-5.25 GHz band, N/A
☒	For the 5.25-5.35 GHz band, the maximum conducted output power shall not exceed the lesser of 250 mW or 11 dBm + 10 log B, where B is the 26 dB emission bandwidth in MHz.
☒	For the 5.47-5.725 GHz band, the maximum conducted output power shall not exceed the lesser of 250 mW or 11 dBm + 10 log B, where B is the 26 dB emission bandwidth in MHz.
☒	For the 5.725-5.85 GHz band, 26 dB emission bandwidth ,N/A. 6 dB emission bandwidth ≥ 500kHz.
LE-LAN Devices	
☐	For the band 5.15-5.25 GHz, the maximum e.i.r.p. shall not exceed 200 mW or 10 + 10 log B, dBm, whichever power is less. B is the 99% emission bandwidth in MHz.
☐	For the 5.25-5.35 GHz band, the maximum e.i.r.p. shall not exceed 1.0 W or 17 + 10 log B, dBm, whichever power is less. B is the 99% emission bandwidth in MHz
☐	For the 5.47-5.6 GHz band and 5.65-5.725 GHz band, the maximum e.i.r.p. shall not exceed 1.0 W or 17 + 10 log B, dBm, whichever power is less. B is the 99% emission bandwidth in MHz
☐	For the 5.725-5.85 GHz band, 6 dB emission bandwidth ≥ 500kHz.

3.2.2 Measuring Instruments

Refer a test equipment and calibration data table in this test report.

3.2.3 Test Procedures

Test Method		
▪	For the emission bandwidth shall be measured using one of the options below:	
	☒	Refer as FCC KDB 789033 D02, clause C for EBW and clause D for OBW measurement.
	☐	Refer as ANSI C63.10, clause 6.9.1 for occupied bandwidth testing.
	☐	Refer as IC RSS-Gen, clause 4.6 for bandwidth testing.

3.2.4 Test Setup

Emission Bandwidth



3.2.5 Test Result of Emission Bandwidth

Refer as Appendix B

3.3 Maximum Output Power

3.3.1 Limit

Maximum Output Power Limit	
UNII Devices	
☒	For the 5.15-5.25 GHz band:
	▪ Outdoor AP: the maximum conducted output power (P_{Out}) shall not exceed the lesser of 1 W. If G_{TX} > 6 dBi, then P_{Out} = 30 – (G_{TX} – 6). e.i.r.p. at any elevation angle above 30 degrees ≤ 125mW [21dBm]
	▪ Indoor AP: the maximum conducted output power (P_{Out}) shall not exceed the lesser of 1 W. If G_{TX} > 6 dBi, then P_{Out} = 30 – (G_{TX} – 6)
	▪ Point-to-point AP: the maximum conducted output power (P_{Out}) shall not exceed the lesser of 1 W If G_{TX} > 23 dBi, then P_{Out} = 30 – (G_{TX} – 23).
	▪ Mobile or Portable Client: the maximum conducted output power (P_{Out}) shall not exceed the lesser of 250 mW. If G_{TX} > 6 dBi, then P_{Out} = 24 – (G_{TX} – 6).
☒	For the 5.25-5.35 GHz band, the maximum conducted output power (P_{Out}) shall not exceed the lesser of 250 mW or 11 dBm + 10 log B, where B is the 26 dB emission bandwidth in MHz. If G_{TX} > 6 dBi, then P_{Out} = 24 – (G_{TX} – 6).
☒	For the 5.47-5.725 GHz band, the maximum conducted output power (P_{Out}) shall not exceed the lesser of 250 mW or 11 dBm + 10 log B, where B is the 26 dB emission bandwidth in MHz. If G_{TX} > 6 dBi, then P_{Out} = 24 – (G_{TX} – 6).
☒	For the 5.725-5.85 GHz band:
	▪ Point-to-multipoint systems (P2M): the maximum conducted output power (P_{Out}) shall not exceed the lesser of 1 W. If G_{TX} > 6 dBi, then P_{Out} = 30 – (G_{TX} – 6).
	▪ Point-to-point systems (P2P): the maximum conducted output power (P_{Out}) shall not exceed the lesser of 1 W.
LE-LAN Devices	
☐	For the 5.15-5.25 GHz band:
	▪ For other devices: The maximum e.i.r.p. shall not exceed 200 mW or 10 + 10 log B, dBm, whichever power is less. B is the 99% emission bandwidth in MHz.
	▪ Vehicles devices: The maximum e.i.r.p. shall not exceed 30 mW or 1.76 + 10 log B, dBm, whichever power is less. B is the 99% emission bandwidth in MHz.
☐	For the 5.25-5.35 GHz band:
	▪ For other devices: The maximum conducted output power shall not exceed 250 mW or 11 + 10 log 10 B, dBm, and the maximum e.i.r.p. shall not exceed 1.0 W or 17 + 10 log B, dBm, whichever power is less. B is the 99% emission bandwidth in MHz
	▪ Vehicles devices: The maximum e.i.r.p. shall not exceed 30 mW or 1.76 + 10 log B, dBm, whichever power is less. B is the 99% emission bandwidth in MHz.
☐	For the 5.47-5.6 GHz band and 5.65-5.725 GHz band, the maximum conducted output power shall not exceed 250 mW or 11 + 10 log 10 B, dBm, and the maximum e.i.r.p. shall not exceed 1.0 W or 17 + 10 log B, dBm, whichever power is less. B is the 99% emission bandwidth in MHz.

☐	For the 5.725-5.85 GHz band:
	▪ Point-to-multipoint systems (P2M): the maximum conducted output power (P_{Out}) shall not exceed the lesser of 1 W. If G_{TX} > 6 dBi, then P_{Out} = 30 – (G_{TX} – 6).
	▪ Point-to-point systems (P2P): the maximum conducted output power (P_{Out}) shall not exceed the lesser of 1 W.
P_{Out} = maximum conducted output power in dBm, **G_{TX}** = the maximum transmitting antenna directional gain in dBi.	

3.3.2 Measuring Instruments

Refer a test equipment and calibration data table in this test report.

3.3.3 Test Procedures

Test Method	
	Average over on/off periods with duty factor
	☒ Refer as FCC KDB 789033 D02, clause E Method SA-2 (spectral trace averaging).
	☐ Refer as FCC KDB 789033 D02, clause E Method SA-2 Alt. (RMS detection with slow sweep speed)
	Wideband RF power meter and average over on/off periods with duty factor
	☒ Refer as FCC KDB 789033 D02, clause E Method PM-G (using an RF average power meter).
☒	For conducted measurement.
	▪ If the EUT supports multiple transmit chains using options given below: Refer as FCC KDB 662911, In-band power measurements. Using the measure-and-sum approach, measured all transmit ports individually. Sum the power (in linear power units e.g., mW) of all ports for each individual sample and save them.
	▪ If multiple transmit chains, EIRP calculation could be following as methods: $P_{total} = P_1 + P_2 + \ldots + P_n$ (calculated in linear unit [mW] and transfer to log unit [dBm]) $EIRP_{total} = P_{total} + DG$
☐	For radiated measurement.
	▪ Refer as FCC KDB 789033 D02 clause II A.1.F ”Antenna-port Conducted versus Radiated Testing”
	▪ Refer as ANSI C63.10, clause 6.6 for radiated emissions above 1GHz.
	▪ Refer as FCC KDB 412172 D01 clause 2.2 for EIRP calculation.

3.3.4 Test Setup

For Straddle channel:

Conducted Measurement (Spectrum Analyzer)

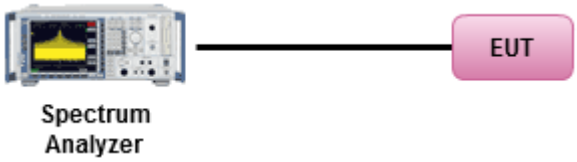

For others:

Conducted Measurement (Power Meter)

3.3.5 Test Result of Maximum Output Power

Refer as Appendix C

3.4 Power Spectral Density

3.4.1 Limit

Peak Power Spectral Density Limit	
UNII Devices	
☒	For the 5.15-5.25 GHz band:
	▪ Outdoor AP: the peak power spectral density (PPSD) shall not exceed the lesser of 17dBm/MHz. If G_{TX} > 6 dBi, then P_{Out} = 17 – (G_{TX} – 6).
	▪ Indoor AP: the peak power spectral density (PPSD) shall not exceed the lesser of 17dBm/MHz. If G_{TX} > 6 dBi, then P_{Out} = 17 – (G_{TX} – 6).
	▪ Point-to-point AP: the peak power spectral density (PPSD) shall not exceed the lesser of 17dBm/MHz. If G_{TX} > 23 dBi, then P_{Out} = 17 – (G_{TX} – 23).
	▪ Mobile or Portable Client: the peak power spectral density (PPSD) ≤ 11 dBm/MHz. If G_{TX} > 6 dBi, then PPSD= 11 – (G_{TX} – 6).
☒	For the 5.25-5.35 GHz band, the peak power spectral density (PPSD) ≤ 11 dBm/MHz. If G_{TX} > 6 dBi, then PPSD= 11 – (G_{TX} – 6).
☒	For the 5.47-5.725 GHz band, the peak power spectral density (PPSD) ≤ 11 dBm/MHz. If G_{TX} > 6 dBi, then PPSD= 11 – (G_{TX} – 6).
☒	For the 5.725-5.85 GHz band:
	▪ Point-to-multipoint systems (P2M): the peak power spectral density (PPSD) ≤ 30 dBm/500kHz. If G_{TX} > 6 dBi, then PPSD= 30 – (G_{TX} – 6).
	▪ Point-to-point systems (P2P): the peak power spectral density (PPSD) ≤ 30 dBm/500kHz.
LE-LAN Devices	
☐	For the 5.15-5.25 GHz band, the e.i.r.p. peak power spectral density (PPSD) ≤ 10 dBm/MHz.
☐	For the 5.25-5.35 GHz band, the peak power spectral density (PPSD) ≤ 11 dBm/MHz.
	▪ e.i.r.p. greater than 200 mW shall comply with the following e.i.r.p. at different elevations, where θ is the angle above the local horizontal plane (of the Earth) as shown below: -13 dBW/MHz for 0° ≤ θ < 8° ; -13 − 0.716 (θ-8) dBW/MHz for 8° ≤ θ < 40° -35.9 − 1.22 (θ-40) dBW/MHz for 40° ≤ θ ≤ 45° ; -42 dBW/MHz for θ > 45°
☐	For the 5.47-5.6 GHz band and 5.65-5.725 GHz band, the peak power spectral density (PPSD) ≤ 11 dBm/MHz.
☐	For the 5.725-5.85 GHz band:
	▪ Point-to-multipoint systems (P2M): the peak power spectral density (PPSD) ≤ 30 dBm/500kHz. If G_{TX} > 6 dBi, then PPSD= 30 – (G_{TX} – 6).
	▪ Point-to-point systems (P2P): the peak power spectral density (PPSD) ≤ 30 dBm/500kHz.
PPSD = peak power spectral density that he same method as used to determine the conducted output power shall be used to determine the power spectral density. And power spectral density in dBm/MHz **G_{TX}** = the maximum transmitting antenna directional gain in dBi.	

3.4.2 Measuring Instruments

Refer a test equipment and calibration data table in this test report.

3.4.3 Test Procedures

Test Method			
▪ Peak power spectral density procedures that the same method as used to determine the conducted output power shall be used to determine the peak power spectral density and use the peak search function on the spectrum analyzer to find the peak of the spectrum. For the peak power spectral density shall be measured using below options:			
	☐ Refer as FCC KDB 789033 D02, F)5) power spectral density can be measured using resolution bandwidths < 1 MHz provided that the results are integrated over 1 MHz bandwidth		
	[duty cycle ≥ 98% or external video / power trigger]		
	☒ Refer as FCC KDB 789033 D02, clause E Method SA-1 (spectral trace averaging).		
	☐ Refer as FCC KDB 789033 D02, clause E Method SA-1 Alt. (RMS detection with slow sweep speed)		
	duty cycle < 98% and average over on/off periods with duty factor		
	☒ Refer as FCC KDB 789033 D02, clause E Method SA-2 (spectral trace averaging).		
	☐ Refer as FCC KDB 789033 D02, clause E Method SA-2 Alt. (RMS detection with slow sweep speed)		
☒ For conducted measurement.			
	▪ If the EUT supports multiple transmit chains using options given below:		
		☒ Option 1: Measure and sum the spectra across the outputs. Refer as FCC KDB 662911, In-band power spectral density (PSD). Sample all transmit ports simultaneously using a spectrum analyzer for each transmit port. Where the trace bin-by-bin of each transmit port summing can be performed. (i.e., in the first spectral bin of output 1 is summed with that in the first spectral bin of output 2 and that from the first spectral bin of output 3, and so on up to the NTX output to obtain the value for the first frequency bin of the summed spectrum.). Add up the amplitude (power) values for the different transmit chains and use this as the new data trace.	
		☐ Option 2: Measure and sum spectral maxima across the outputs. With this technique, spectra are measured at each output of the device at the required resolution bandwidth. The maximum value (peak) of each spectrum is determined. These maximum values are then summed mathematically in linear power units across the outputs. These operations shall be performed separately over frequency spans that have different out-of-band or spurious emission limits,	
		☐ Option 3: Measure and add 10 log(N) dB, where N is the number of transmit chains. Refer as FCC KDB 662911, In-band power spectral density (PSD). Performed at each transmit chains and each transmit chains shall be compared with the limit have been reduced with 10 log(N). Or each transmit chains shall be add 10 log(N) to compared with the limit.	
	▪ If multiple transmit chains, EIRP PPSD calculation could be following as methods: $PPSD_{total} = PPSD_1 + PPSD_2 + \ldots + PPSD_n$ (calculated in linear unit [mW] and transfer to log unit [dBm]) $EIRP_{total} = PPSD_{total} + DG$		
☐ For radiated measurement.			
	▪ Refer as FCC KDB 789033 D02 clause II A.1.F ”Antenna-port Conducted versus Radiated Testing”		
	▪ Refer as ANSI C63.10, clause 6.6 for radiated emissions above 1GHz.		
	▪ Refer as FCC KDB 412172 D01 clause 2.2 for EIRP calculation.		

3.4.4 Test Setup

Conducted Measurement

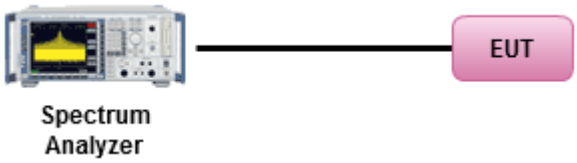

3.4.5 Test Result of Power Spectral Density

Refer as Appendix D

3.5 Unwanted Emissions

3.5.1 Transmitter Unwanted Emissions Limit

Unwanted emissions below 1 GHz and restricted band emissions above 1GHz limit			
Frequency Range (MHz)	**Field Strength (uV/m)**	**Field Strength (dBuV/m)**	**Measure Distance (m)**
0.009~0.490	2400/F(kHz)	48.5 - 13.8	300
0.490~1.705	24000/F(kHz)	33.8 - 23	30
1.705~30.0	30	29	30
30~88	100	40	3
88~216	150	43.5	3
216~960	200	46	3
Above 960	500	54	3

Note 1: Test distance for frequencies at or above 30 MHz, measurements may be performed at a distance other than the limit distance provided they are not performed in the near field and the emissions to be measured can be detected by the measurement equipment. When performing measurements at a distance other than that specified, the results shall be extrapolated to the specified distance using an extrapolation factor of 20 dB/decade (inverse of linear distance for field-strength measurements, inverse of linear distance-squared for power-density measurements).

Note 2: Test distance for frequencies at below 30 MHz, measurements may be performed at a distance closer than the EUT limit distance; however, an attempt should be made to avoid making measurements in the near field. When performing measurements below 30 MHz at a closer distance than the limit distance, the results shall be extrapolated to the specified distance by either making measurements at a minimum of two or more distances on at least one radial to determine the proper extrapolation factor or by using the square of an inverse linear distance extrapolation factor (40 dB/decade). The test report shall specify the extrapolation method used to determine compliance of the EUT.

Note 3: Using the distance of 1m during the test for above 18 GHz, and the test value to correct for the distance factor at 3m.

Un-restricted band emissions above 1GHz Limit	
Operating Band	**Limit**
☒ 5.15 - 5.25 GHz	e.i.r.p. -27 dBm [68.2 dBuV/m@3m]
☒ 5.25 - 5.35 GHz	e.i.r.p. -27 dBm [68.2 dBuV/m@3m]
☒ 5.47 - 5.725 GHz	e.i.r.p. -27 dBm [68.2 dBuV/m@3m]
☒ 5.725 - 5.85 GHz	all emissions shall be limited to a level of -27 dBm/MHz at 75 MHz or more above or below the band edge increasing linearly to 10 dBm/MHz at 25 MHz above or below the band edge, and from 25 MHz above or below the band edge increasing linearly to a level of 15.6 dBm/MHz at 5 MHz above or below the band edge, and from 5 MHz above or below the band edge increasing linearly to a level of 27 dBm/MHz at the band edge.

Note 1: Measurements may be performed at a distance other than the limit distance provided they are not performed in the near field and the emissions to be measured can be detected by the measurement equipment. When performing measurements at a distance other than that specified, the results shall be extrapolated to the specified distance using an extrapolation factor of 20 dB/decade (inverse of linear distance for field-strength measurements, inverse of linear distance-squared for power-density measurements).

3.5.2 Measuring Instruments

Refer a test equipment and calibration data table in this test report.

3.5.3 Test Procedures

Test Method		
▪ Measurements may be performed at a distance other than the limit distance provided they are not performed in the near field and the emissions to be measured can be detected by the measurement equipment. Measurements shall not be performed at a distance greater than 30 m for frequencies above 30 MHz, unless it can be further demonstrated that measurements at a distance of 30 m or less are impractical. When performing measurements at a distance other than that specified, the results shall be extrapolated to the specified distance using an extrapolation factor of 20 dB/decade (inverse of linear distance for field-strength measurements, inverse of linear distance-squared for power-density measurements).		
▪ The average emission levels shall be measured in [duty cycle ≥ 98 or duty factor].		
▪ For the transmitter unwanted emissions shall be measured using following options below:		
	▪ Refer as FCC KDB 789033 D02, clause G)2) for unwanted emissions into non-restricted bands.	
	▪ Refer as FCC KDB 789033 D02, clause G)1) for unwanted emissions into restricted bands.	
		☐ Refer as FCC KDB 789033 D02, G)6) Method AD (Trace Averaging).
		☒ Refer as FCC KDB 789033 D02, G)6) Method VB (Reduced VBW).
		☐ Refer as ANSI C63.10, clause 11.12.2.5.3 (Reduced VBW). VBW ≥ 1/T, where T is pulse time.
		☐ Refer as ANSI C63.10, clause 7.5 average value of pulsed emissions.
		☒ Refer as FCC KDB 789033 D02, clause G)5) measurement procedure peak limit.
		☐ Refer as ANSI C63.10, clause 4.1.4.2.2 measurement procedure peak limit.
▪ For radiated measurement.		
	▪ Refer as ANSI C63.10, clause 6.4 for radiated emissions below 30 MHz and test distance is 3m.	
	▪ Refer as ANSI C63.10, clause 6.5 for radiated emissions 30 MHz to 1 GHz and test distance is 3m.	
	▪ Refer as ANSI C63.10, clause 6.6 for radiated emissions above 1GHz.	
▪ The any unwanted emissions level shall not exceed the fundamental emission level.		
▪ All amplitude of spurious emissions that are attenuated by more than 20 dB below the permissible value has no need to be reported.		

3.5.4 Test Setup

Transmitter Radiated Unwanted Emissions

9kHz ~30MHz

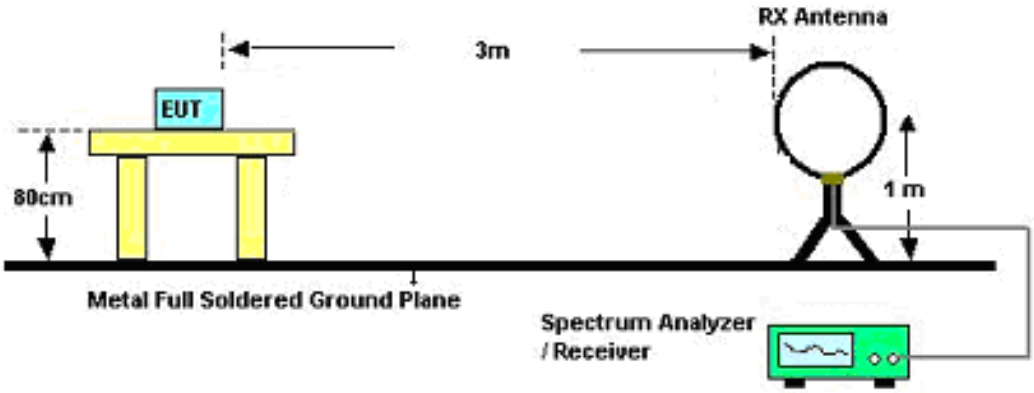

30MHz~1GHz

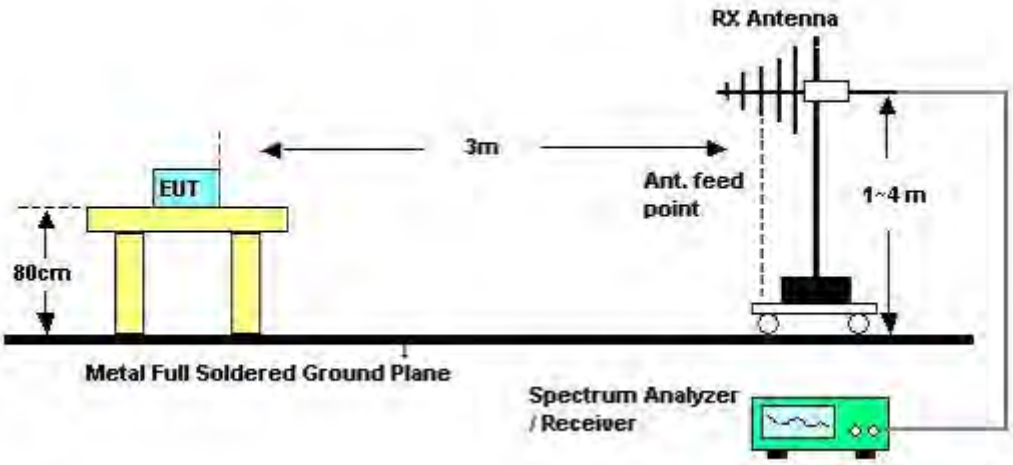

Above 1GHz

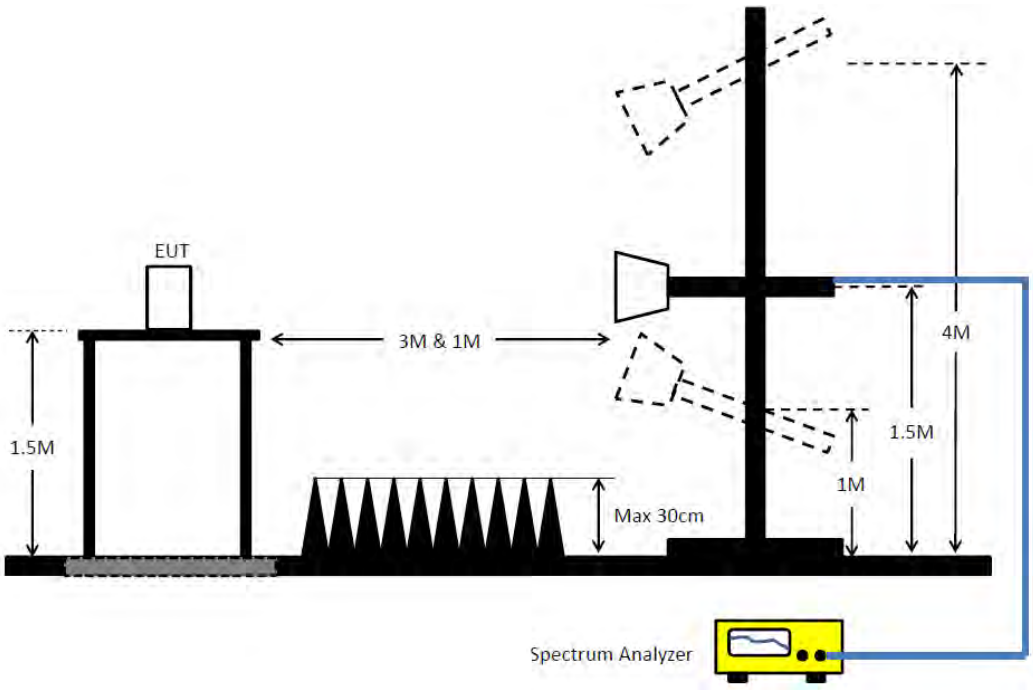

3.5.5 Measurement Results Calculation

The measured Level is calculated using:
Corrected Reading: Antenna factor (AF) + Cable loss (CL) + Read level (Raw) - Preamp factor (PA)(if applicable) = Level.

3.5.6 Transmitter Unwanted Emissions (Below 30MHz)

There is a comparison data of both open-field test site and alternative test site - semi-Anechoic chamber according to KDB414788 Radiated Test Site, and the result came out very similar.
All amplitude of spurious emissions that are attenuated by more than 20 dB below the permissible value has no need to be reported.
The radiated emissions were investigated from 9 kHz or the lowest frequency generated within the device, up to the 10th harmonic or 40 GHz, whichever is appropriate.

3.5.7 Test Result of Transmitter Unwanted Emissions

Refer as Appendix E

4 Test Equipment and Calibration Data

Instrument	Brand	Model No.	Serial No.	Characteristics	Calibration Date	Calibration Due Date	Remark
EMI Receiver	Agilent	N9038A	My52260123	9kHz ~ 8.4GHz	Mar. 01, 2024	Feb. 28, 2025	Conduction (CO01-CB)
LISN	F.C.C.	FCC-LISN-50-16-2	04083	150kHz ~ 100MHz	Feb. 19, 2024	Feb. 18, 2025	Conduction (CO01-CB)
LISN	Schwarzbeck	NSLK 8127	8127647	9kHz ~ 30MHz	Apr. 24, 2024	Apr. 23, 2025	Conduction (CO01-CB)
Pulse Limiter	Rohde&Schwarz	ESH3-Z2	100430	9kHz ~ 30MHz	Oct. 16, 2024	Oct. 15, 2025	Conduction (CO01-CB)
COND Cable	Woken	Cable	Low cable-CO01	9kHz ~ 30MHz	Oct. 16, 2024	Oct. 15, 2025	Conduction (CO01-CB)
Test Software	SPORTON	SENSE-EMI	V5.11	150kHz-30MHz	N.C.R.	N.C.R.	Conduction (CO01-CB)
Loop Antenna	Teseq	HLA 6121	65417	9kHz - 30 MHz	Oct. 16, 2024	Oct. 15, 2025	Radiation (03CH06-CB)
3m Semi Anechoic Chamber NSA	TDK	SAC-3M	03CH06-CB	30 MHz ~ 1 GHz	Aug. 02, 2024	Aug. 01, 2025	Radiation (03CH06-CB)
3m Semi Anechoic Chamber VSWR	TDK	SAC-3M	03CH06-CB	1GHz ~18GHz 3m	Oct. 08, 2024	Oct. 07, 2025	Radiation (03CH06-CB)
Bilog Antenna with 6 dB attenuator	TESEQ & EMCI	CBL6112D & N-6-06	37878 & AT-N0606	20MHz ~ 2GHz	Jul. 29, 2024	Jul. 28, 2025	Radiation (03CH06-CB)
Horn Antenna	SCHWARZBECK	BBHA9120D	BBHA 9120D-1292	1GHz~18GHz	Jul. 29, 2024	Jul. 28, 2025	Radiation (03CH06-CB)
Horn Antenna	Schwarzbeck	BBHA 9170	BBHA9170252	15GHz ~ 40GHz	Sep. 23, 2024	Sep. 22, 2025	Radiation (03CH06-CB)
Pre-Amplifier	Agilent	310N	187290	0.1MHz ~ 1GHz	Nov. 02, 2024	Nov. 01, 2025	Radiation (03CH06-CB)
Pre-Amplifier	EMCI	EMC12630SE	980383	1GHz ~ 18GHz	Jul. 31, 2024	Jul. 30, 2025	Radiation (03CH06-CB)
Pre-Amplifier	SGH	SGH184	20221107-3	18GHz ~ 40GHz	Nov. 24, 2023	Nov. 23, 2024	Radiation (03CH06-CB)
Pre-Amplifier	SGH	SGH184	20221107-3	18GHz ~ 40GHz	Nov. 25, 2024	Nov. 24, 2025	Radiation (03CH06-CB)
Signal analyzer	R&S	FSV3044	101667	9kHz~44GHz	Aug. 20, 2024	Aug. 19, 2025	Radiation (03CH06-CB)
EMI Test Receiver	R&S	ESR7	102171	9kHz ~ 7GHz	Aug. 02, 2024	Aug. 01, 2025	Radiation (03CH06-CB)
RF Cable-low	Woken	RG402	Low Cable-24+68	30MHz~1GHz	Oct. 01, 2024	Sep. 30, 2025	Radiation (03CH06-CB)

Instrument	Brand	Model No.	Serial No.	Characteristics	Calibration Date	Calibration Due Date	Remark
RF Cable-high	Woken	RG402	High Cable-05+68	1GHz~18GHz	Oct. 01, 2024	Sep. 30, 2025	Radiation (03CH06-CB)
High Cable	Woken	WCA0929M	40G#5+6	1GHz ~ 40 GHz	Oct. 01, 2024	Sep. 30, 2025	Radiation (03CH06-CB)
Test Software	SPORTON	SENSE-EMI	V5.11.8	30MHz-40GHz	N.C.R.	N.C.R.	Radiation (03CH06-CB)
3m Semi Anechoic Chamber NSA	TDK	SAC-3M	03CH05-CB	30 MHz ~ 1 GHz	Aug. 01, 2024	Jul. 31, 2025	Radiation (03CH05-CB)
Bilog Antenna with 6dB Attenuator	TESEQ & EMCI	CBL 6112D & N-6-06	35236 & AT-N0610	30MHz ~ 2GHz	Mar. 23, 2024	Mar. 22, 2025	Radiation (03CH05-CB)
Amplifier	EMCI	EMC330N	980331	20MHz ~ 3GHz	May 02, 2024	May 01, 2025	Radiation (03CH05-CB)
Spectrum Analyzer	R&S	FSP40	100304	9kHz ~ 40GHz	Apr. 17, 2024	Apr. 16, 2025	Radiation (03CH05-CB)
EMI Test Receiver	R&S	ESR7	102172	9kHz ~ 7GHz	Oct. 21, 2024	Oct. 20, 2025	Radiation (03CH05-CB)
RF Cable-low	Woken	RG402	Low Cable-04+23	30MHz~1GHz	Oct. 01, 2024	Sep. 30, 2025	Radiation (03CH05-CB)
Loop Antenna	Teseq	HLA 6121	65417	9kHz - 30 MHz	Oct. 16, 2024	Oct. 15, 2025	Radiation (03CH05-CB)
Test Software	SPORTON	SENSE-EMI	V5.11.8	30MHz-40GHz	N.C.R.	N.C.R.	Radiation (03CH05-CB)
3m Semi Anechoic Chamber VSWR	TDK	SAC-3M	03CH01-CB	1GHz ~18GHz 3m	May 04, 2024	May 03, 2025	Radiation (03CH01-CB)
Horn Antenna	SCHWARZBECK	BBHA 9120 D	BBHA 9120 D 1370	1GHz~18GHz	Jul. 11, 2024	Jul. 10, 2025	Radiation (03CH01-CB)
Horn Antenna	Schwarzbeck	BBHA 9170	BBHA9170252	15GHz ~ 40GHz	Sep. 23, 2024	Sep. 22, 2025	Radiation (03CH01-CB)
Pre-Amplifier	Agilent	8449B	3008A02121	1GHz ~ 26.5GHz	May 17, 2024	May 16, 2025	Radiation (03CH01-CB)
Pre-Amplifier	SGH	SGH184	20221107-3	18GHz ~ 40GHz	Nov. 24, 2023	Nov. 23, 2024	Radiation (03CH01-CB)
Pre-Amplifier	SGH	SGH184	20221107-3	18GHz ~ 40GHz	Nov. 25, 2024	Nov. 24, 2025	Radiation (03CH01-CB)
Signal Analyzer	R&S	FSV40	101904	9kHz ~ 40GHz	Apr. 26, 2024	Apr. 25, 2025	Radiation (03CH01-CB)
RF Cable-high	Woken	RG402	High Cable-16	1 GHz ~ 18 GHz	Oct. 01, 2024	Sep. 30, 2025	Radiation (03CH01-CB)
RF Cable-high	Woken	RG402	High Cable-16+17	1 GHz ~ 18 GHz	Oct. 01, 2024	Sep. 30, 2025	Radiation (03CH01-CB)
High Cable	Woken	WCA0929M	40G#5+6	1GHz ~ 40 GHz	Oct. 01, 2024	Sep. 30, 2025	Radiation (03CH01-CB)
Test Software	SPORTON	SENSE-15407 _NII	V5.11. 23	5.15GHz-7.115GHz	N.C.R.	N.C.R.	Radiation (03CH01-CB)

Instrument	Brand	Model No.	Serial No.	Characteristics	Calibration Date	Calibration Due Date	Remark
3m Semi Anechoic Chamber VSWR	TDK	SAC-3M	03CH03-CB	1GHz ~18GHz 3m	May 03, 2024	May 02, 2025	Radiation (03CH03-CB)
Horn Antenna	ETS·Lindgren	3115	6821	750MHz~18GHz	Jan. 24, 2024	Jan. 23, 2025	Radiation (03CH03-CB)
Horn Antenna	Schwarzbeck	BBHA 9170	BBHA9170252	15GHz ~ 40GHz	Sep. 23, 2024	Sep. 22, 2025	Radiation (03CH03-CB)
Pre-Amplifier	Agilent	8449B	3008A02097	1GHz ~ 26.5GHz	Jun. 29, 2024	Jun. 28, 2025	Radiation (03CH03-CB)
Pre-Amplifier	SGH	SGH184	20221107-3	18GHz ~ 40GHz	Nov. 24, 2023	Nov. 23, 2024	Radiation (03CH03-CB)
Pre-Amplifier	SGH	SGH184	20221107-3	18GHz ~ 40GHz	Nov. 25, 2024	Nov. 24, 2025	Radiation (03CH03-CB)
Spectrum Analyzer	R&S	FSP40	100019	9kHz ~ 40GHz	Jun. 11, 2024	Jun. 10, 2025	Radiation (03CH03-CB)
RF Cable-high	Woken	RG402	High Cable-20+29	1GHz ~ 18GHz	Oct. 01, 2024	Sep. 30, 2025	Radiation (03CH03-CB)
RF Cable-high	Woken	RG402	High Cable-29	1GHz ~ 18GHz	Oct. 01, 2024	Sep. 30, 2025	Radiation (03CH03-CB)
High Cable	Woken	WCA0929M	40G#5+6	1GHz ~ 40 GHz	Oct. 01, 2024	Sep. 30, 2025	Radiation (03CH03-CB)
Test Software	SPORTON	SENSE-15407 _NII	V5.11. 23	5.15GHz-7.115GHz	N.C.R.	N.C.R.	Radiation (03CH03-CB)
Spectrum analyzer	R&S	FSV40	101027	9kHz~40GHz	Aug. 27, 2024	Aug. 26, 2025	Conducted (TH02-CB)
Power Sensor	Anritsu	MA2411B	1531343	300MHz~40GHz	Aug. 26, 2024	Aug. 25, 2025	Conducted (TH02-CB)
Power Meter	Anritsu	ML2495A	1728001	300MHz~40GHz	Aug. 26, 2024	Aug. 25, 2025	Conducted (TH02-CB)
RF Cable-high	Woken	RG402	High Cable-01	1 GHz – 18 GHz	Oct. 01, 2024	Sep. 30, 2025	Conducted (TH02-CB)
RF Cable-high	Woken	RG402	High Cable-02	1 GHz – 18 GHz	Oct. 01, 2024	Sep. 30, 2025	Conducted (TH02-CB)
RF Cable-high	Woken	RG402	High Cable-03	1 GHz – 18 GHz	Oct. 01, 2024	Sep. 30, 2025	Conducted (TH02-CB)
RF Cable-high	Woken	RG402	High Cable-04	1 GHz – 18 GHz	Oct. 01, 2024	Sep. 30, 2025	Conducted (TH02-CB)
RF Cable-high	Woken	RG402	High Cable-05	1 GHz – 18 GHz	Oct. 01, 2024	Sep. 30, 2025	Conducted (TH02-CB)
Switch	SPTCB	SP-SWI	SWI-02	1–18 GHz	Oct. 02, 2024	Oct. 01, 2025	Conducted (TH02-CB)
Test Software	SPORTON	SENSE-15407 _NII	V5.11. 23	5.15GHz-7.115GHz	N.C.R.	N.C.R.	Conducted (TH02-CB)

Note: Calibration Interval of instruments listed above is one year.
NCR means Non-Calibration required.

Summary

Mode	Result	Type	Freq (Hz)	Level (dBuV)	Limit (dBuV)	Margin (dB)	Condition
Mode 3	Pass	QP	150k	52.85	66.00	-13.15	Neutral

Mode 3

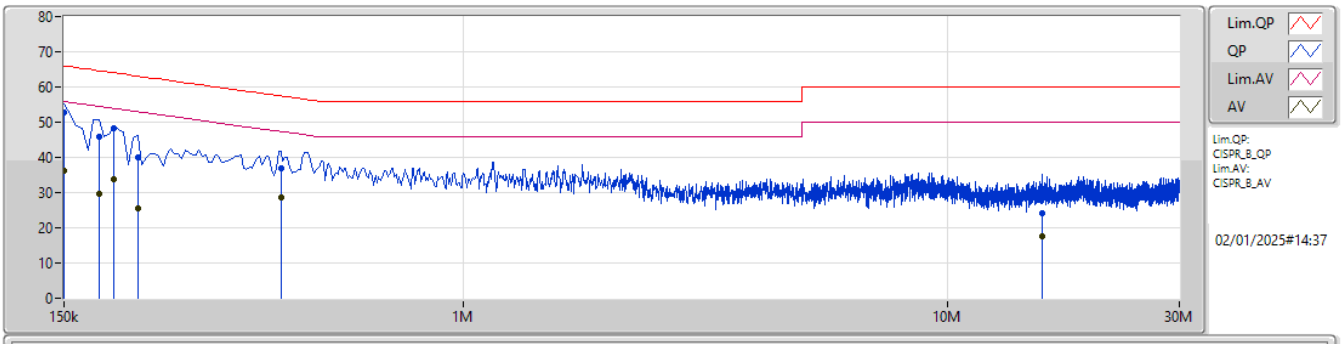

Type	Freq	Level	Limit	Margin	Factor	Condition	Comment	Raw	LISN	CL	AT
	(Hz)	(dBuV)	(dBuV)	(dB)	(dB)			(dBuV)	(dB)	(dB)	(dB)
QP	150k	52.72	66.00	-13.28	10.03	Line	"Worst"	42.69	0.04	0.08	9.91
AV	150k	36.21	56.00	-19.79	10.03	Line	-	26.18	0.04	0.08	9.91
QP	177k	45.77	64.62	-18.85	10.04	Line	-	35.73	0.04	0.07	9.93
AV	177k	29.77	54.62	-24.85	10.04	Line	-	19.73	0.04	0.07	9.93
QP	190.5k	48.23	64.01	-15.78	10.05	Line	-	38.18	0.04	0.07	9.94
AV	190.5k	33.71	54.01	-20.30	10.05	Line	-	23.66	0.04	0.07	9.94
QP	213k	40.09	63.09	-23.00	10.07	Line	-	30.02	0.04	0.07	9.96
AV	213k	25.66	53.09	-27.43	10.07	Line	-	15.59	0.04	0.07	9.96
QP	420k	36.79	57.45	-20.66	10.22	Line	-	26.57	0.05	0.10	10.07
AV	420k	28.47	47.45	-18.98	10.22	Line	-	18.25	0.05	0.10	10.07
QP	15.653M	24.23	60.00	-35.77	10.44	Line	-	13.79	0.28	0.24	9.92
AV	15.653M	17.64	50.00	-32.36	10.44	Line	-	7.20	0.28	0.24	9.92

Mode 3

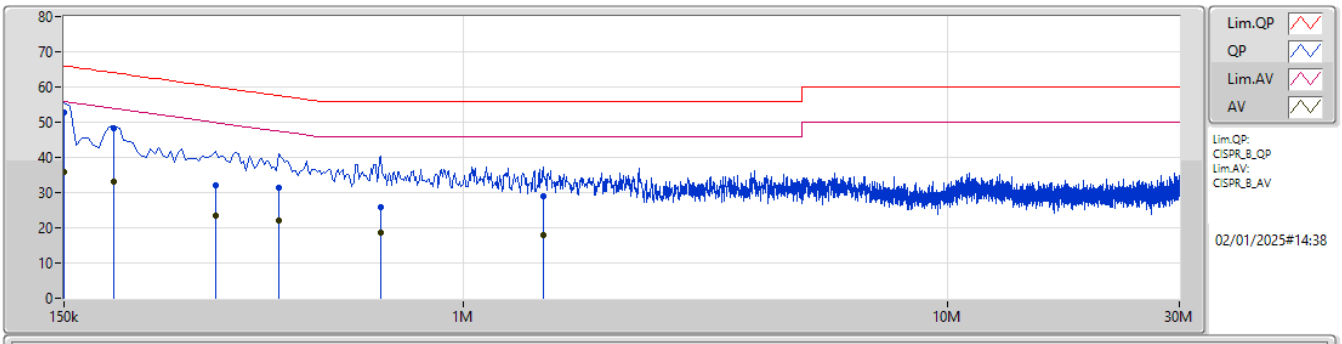

Type	Freq	Level	Limit	Margin	Factor	Condition	Comment	Raw	LISN	CL	AT
	(Hz)	(dBuV)	(dBuV)	(dB)	(dB)			(dBuV)	(dB)	(dB)	(dB)
QP	150k	52.85	66.00	-13.15	10.05	Neutral	"Worst"	42.80	0.06	0.08	9.91
AV	150k	35.79	56.00	-20.21	10.05	Neutral	-	25.74	0.06	0.08	9.91
QP	190.5k	48.29	64.01	-15.72	10.07	Neutral	-	38.22	0.06	0.07	9.94
AV	190.5k	33.10	54.01	-20.91	10.07	Neutral	-	23.03	0.06	0.07	9.94
QP	307.5k	31.92	60.03	-28.11	10.17	Neutral	-	21.75	0.06	0.09	10.02
AV	307.5k	23.33	50.03	-26.70	10.17	Neutral	-	13.16	0.06	0.09	10.02
QP	415.5k	31.29	57.53	-26.24	10.22	Neutral	-	21.07	0.06	0.10	10.06
AV	415.5k	22.24	47.53	-25.29	10.22	Neutral	-	12.02	0.06	0.10	10.06
QP	676.5k	26.00	56.00	-30.00	10.28	Neutral	-	15.72	0.07	0.09	10.12
AV	676.5k	18.78	46.00	-27.22	10.28	Neutral	-	8.50	0.07	0.09	10.12
QP	1.46M	29.00	56.00	-27.00	10.26	Neutral	-	18.74	0.09	0.12	10.05
AV	1.46M	18.00	46.00	-28.00	10.26	Neutral	-	7.74	0.09	0.12	10.05

Summary

Mode	Max-N dB (Hz)	Max-OBW (Hz)	ITU-Code	Min-N dB (Hz)	Min-OBW (Hz)
5.15-5.25GHz	-	-	-	-	-
802.11a_Nss1,(6Mbps)_2TX	22.055M	16.782M	16M8D1D	21.615M	16.674M
802.11be EHT20_Nss1,(MCS0)_2TX	22.77M	19.123M	19M1D1D	21.78M	18.993M
802.11be EHT40_Nss1,(MCS0)_2TX	44.11M	37.985M	38M0D1D	41.58M	37.925M
802.11be EHT80_Nss1,(MCS0)_2TX	88M	77.448M	77M4D1D	86.24M	77.422M
802.11be EHT160_Nss1,(MCS0)_2TX	83.12M	77.682M	77M7D1D	82.88M	77.197M
5.25-5.35GHz	-	-	-	-	-
802.11a_Nss1,(6Mbps)_2TX	22.165M	16.736M	16M7D1D	21.34M	16.661M
802.11be EHT20_Nss1,(MCS0)_2TX	22.99M	19.05M	19M1D1D	21.395M	19M
802.11be EHT40_Nss1,(MCS0)_2TX	43.23M	37.977M	38M0D1D	42.57M	37.879M
802.11be EHT80_Nss1,(MCS0)_2TX	86.9M	77.699M	77M7D1D	86.46M	77.475M
802.11be EHT160_Nss1,(MCS0)_2TX	84.8M	77.606M	77M6D1D	84.4M	77.393M
5.47-5.725GHz	-	-	-	-	-
802.11a_Nss1,(6Mbps)_2TX	22.165M	16.768M	16M8D1D	15.855M	13.449M
802.11be EHT20_Nss1,(MCS0)_2TX	22.385M	19.046M	19M0D1D	16.17M	14.52M
802.11be EHT40_Nss1,(MCS0)_2TX	43.01M	38.025M	38M0D1D	36.785M	33.859M
802.11be EHT80_Nss1,(MCS0)_2TX	90.64M	77.604M	77M6D1D	80.025M	73.347M
802.11be EHT160_Nss1,(MCS0)_2TX	172.04M	156.707M	157MD1D	169.4M	156.681M
5.725-5.85GHz	-	-	-	-	-
802.11a_Nss1,(6Mbps)_2TX	16.555M	17.213M	17M2D1D	3.16M	4.052M
802.11be EHT20_Nss1,(MCS0)_2TX	19.14M	19.118M	19M1D1D	4.52M	4.545M
802.11be EHT40_Nss1,(MCS0)_2TX	38.17M	38.053M	38M1D1D	4.04M	4.202M
802.11be EHT80_Nss1,(MCS0)_2TX	78.32M	77.576M	77M6D1D	4.02M	5.824M

Max-N dB = Maximum 6dB down bandwidth for 5.725-5.85GHz band / Maximum 26dB down bandwidth for other band;
Max-OBW = Maximum 99% occupied bandwidth;
Min-N dB = Minimum 6dB down bandwidth for 5.725-5.85GHz band / Maximum 26dB down bandwidth for other band;
Min-OBW = Minimum 99% occupied bandwidth

Result

Mode	Result	Limit (Hz)	Port 1-N dB (Hz)	Port 1-OBW (Hz)	Port 2-N dB (Hz)	Port 2-OBW (Hz)
802.11a_Nss1,(6Mbps)_2TX	-	-	-	-	-	-
5180MHz	Pass	Inf	21.67M	16.781M	21.615M	16.782M
5200MHz	Pass	Inf	22.055M	16.674M	21.945M	16.709M
5240MHz	Pass	Inf	21.78M	16.73M	22.055M	16.755M
5260MHz	Pass	Inf	21.78M	16.694M	21.835M	16.712M
5300MHz	Pass	Inf	21.945M	16.673M	22.165M	16.736M
5320MHz	Pass	Inf	21.34M	16.661M	21.89M	16.702M
5500MHz	Pass	Inf	21.505M	16.724M	21.01M	16.722M
5580MHz	Pass	Inf	22.055M	16.709M	21.56M	16.768M
5700MHz	Pass	Inf	21.725M	16.682M	22.165M	16.701M
5720MHz Straddle 5.47-5.725GHz	Pass	Inf	16.17M	13.531M	15.855M	13.449M
5720MHz Straddle 5.725-5.85GHz	Pass	500k	3.16M	4.052M	3.24M	4.163M
5745MHz	Pass	500k	16.445M	16.777M	16.335M	16.723M
5785MHz	Pass	500k	16.555M	16.765M	16.39M	16.759M
5825MHz	Pass	500k	16.335M	16.866M	16.335M	17.213M
802.11be EHT20_Nss1,(MCS0)_2TX	-	-	-	-	-	-
5180MHz	Pass	Inf	22.55M	19.006M	22.77M	19.041M
5200MHz	Pass	Inf	21.78M	19.035M	22.11M	18.993M
5240MHz	Pass	Inf	22.55M	19.027M	22.55M	19.123M
5260MHz	Pass	Inf	21.78M	19.023M	21.395M	19.05M
5300MHz	Pass	Inf	22.495M	19.025M	21.89M	19.014M
5320MHz	Pass	Inf	22.605M	19M	22.99M	19.044M
5500MHz	Pass	Inf	22.165M	18.957M	22.385M	19.013M
5580MHz	Pass	Inf	21.89M	19.046M	21.23M	19.021M
5700MHz	Pass	Inf	21.835M	19.008M	22.055M	19.032M
5720MHz Straddle 5.47-5.725GHz	Pass	Inf	16.17M	14.52M	16.305M	14.525M
5720MHz Straddle 5.725-5.85GHz	Pass	500k	4.52M	4.545M	4.56M	4.611M
5745MHz	Pass	500k	19.14M	19.057M	18.645M	19.01M
5785MHz	Pass	500k	19.14M	19.069M	19.14M	19.083M
5825MHz	Pass	500k	19.085M	19.118M	19.085M	19.118M
802.11be EHT40_Nss1,(MCS0)_2TX	-	-	-	-	-	-
5190MHz	Pass	Inf	44.11M	37.961M	41.58M	37.925M
5230MHz	Pass	Inf	42.9M	37.985M	42.13M	37.926M
5270MHz	Pass	Inf	43.01M	37.947M	42.57M	37.879M
5310MHz	Pass	Inf	42.57M	37.977M	43.23M	37.959M
5510MHz	Pass	Inf	42.24M	37.906M	43.01M	38.002M
5550MHz	Pass	Inf	43.01M	37.93M	42.57M	38.025M
5670MHz	Pass	Inf	41.91M	37.924M	41.36M	37.945M
5710MHz Straddle 5.47-5.725GHz	Pass	Inf	37.31M	33.859M	36.785M	33.94M
5710MHz Straddle 5.725-5.85GHz	Pass	500k	4.04M	4.271M	4.04M	4.202M
5755MHz	Pass	500k	37.73M	38.021M	38.17M	37.935M
5795MHz	Pass	500k	38.17M	37.928M	37.73M	38.053M
802.11be EHT80_Nss1,(MCS0)_2TX	-	-	-	-	-	-
5210MHz	Pass	Inf	86.24M	77.422M	88M	77.448M
5290MHz	Pass	Inf	86.46M	77.699M	86.9M	77.475M
5530MHz	Pass	Inf	88.66M	77.58M	89.98M	77.586M
5610MHz	Pass	Inf	90.64M	77.604M	86.46M	77.56M
5690MHz Straddle 5.47-5.725GHz	Pass	Inf	80.025M	73.347M	80.1M	73.535M
5690MHz Straddle 5.725-5.85GHz	Pass	500k	4.02M	5.824M	4.02M	6.035M
5775MHz	Pass	500k	78.1M	77.524M	78.32M	77.576M
802.11be EHT160_Nss1,(MCS0)_2TX	-	-	-	-	-	-
5250MHz Straddle 5.15-5.25GHz	Pass	Inf	82.88M	77.682M	83.12M	77.197M
5250MHz Straddle 5.25-5.35GHz	Pass	Inf	84.4M	77.393M	84.8M	77.606M
5570MHz	Pass	Inf	169.4M	156.707M	172.04M	156.681M

Port X-N dB = Port X 6dB down bandwidth for 5.725-5.85GHz band / 26dB down bandwidth for other band
Port X-OBW = Port X 99% occupied bandwidth

5.15-5.25GHz_802.11a_Nss1,(6Mbps)_2TX **EBW**

5180MHz

12/11/2024

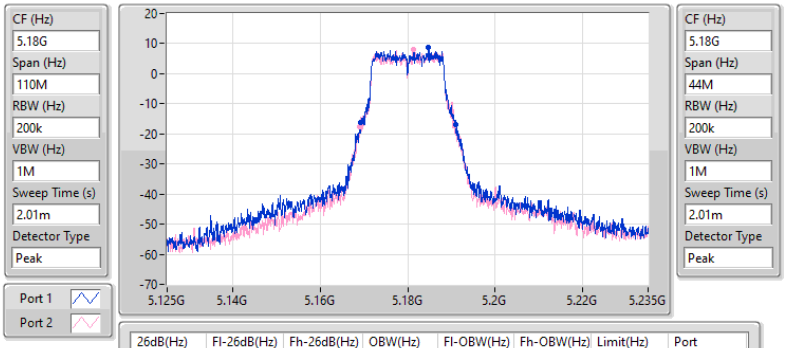

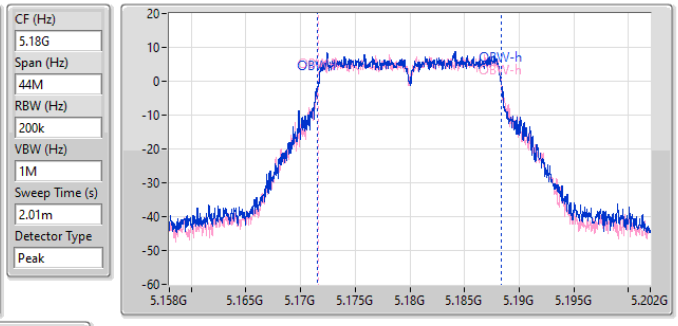

26dB(Hz)	Fl-26dB(Hz)	Fh-26dB(Hz)	OBW(Hz)	Fl-OBW(Hz)	Fh-OBW(Hz)	Limit(Hz)	Port
21.67M	5.16933G	5.191G	16.781M	5.171584G	5.188365G	Inf	1
21.615M	5.16911G	5.190725G	16.782M	5.171604G	5.188385G	Inf	2

5.15-5.25GHz_802.11a_Nss1,(6Mbps)_2TX **EBW**

5200MHz

12/11/2024

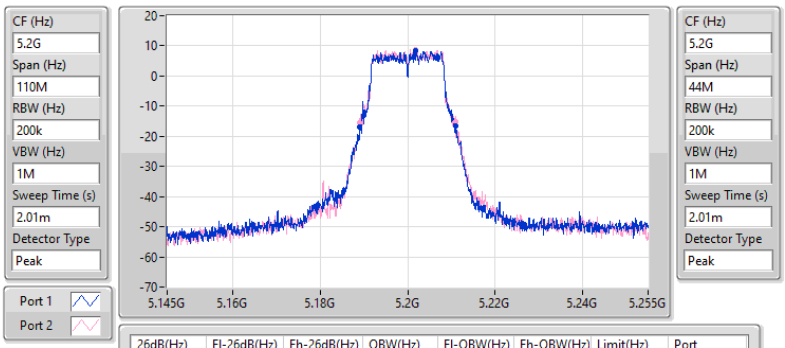

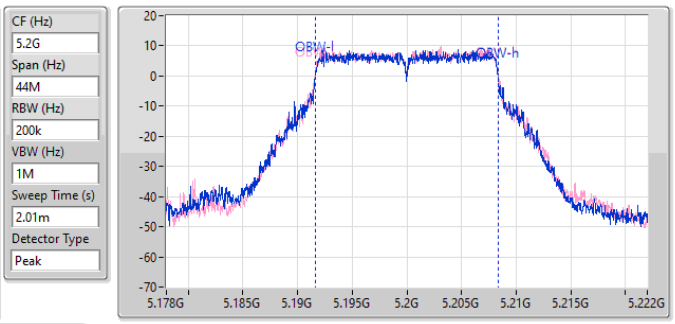

26dB(Hz)	Fl-26dB(Hz)	Fh-26dB(Hz)	OBW(Hz)	Fl-OBW(Hz)	Fh-OBW(Hz)	Limit(Hz)	Port
22.055M	5.189G	5.211055G	16.674M	5.191651G	5.208324G	Inf	1
21.945M	5.18911G	5.211055G	16.709M	5.191659G	5.208368G	Inf	2

5.15-5.25GHz_802.11a_Nss1,(6Mbps)_2TX **EBW**

5240MHz

12/11/2024

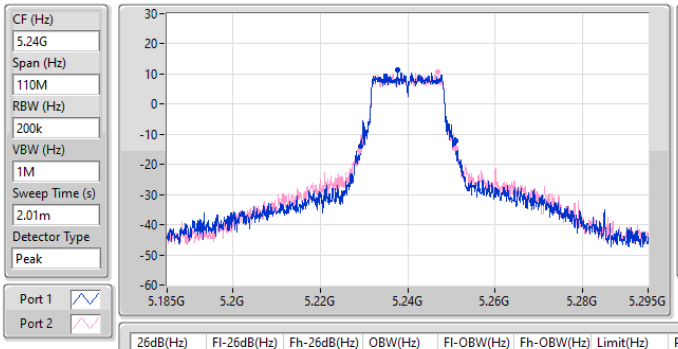

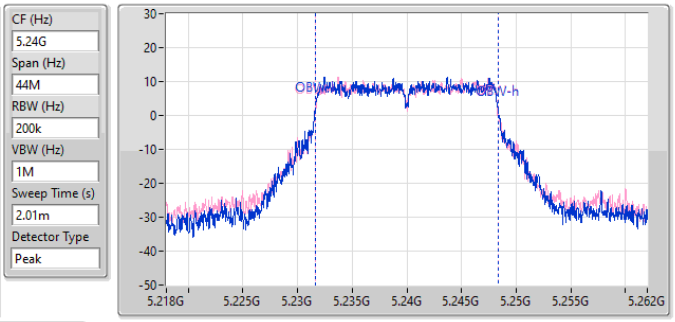

26dB(Hz)	Fl-26dB(Hz)	Fh-26dB(Hz)	OBW(Hz)	Fl-OBW(Hz)	Fh-OBW(Hz)	Limit(Hz)	Port
21.78M	5.229275G	5.251055G	16.73M	5.231624G	5.248353G	Inf	1
22.055M	5.229G	5.251055G	16.755M	5.231621G	5.248377G	Inf	2

5.25-5.35GHz_802.11a_Nss1,(6Mbps)_2TX **EBW**

5260MHz

12/11/2024

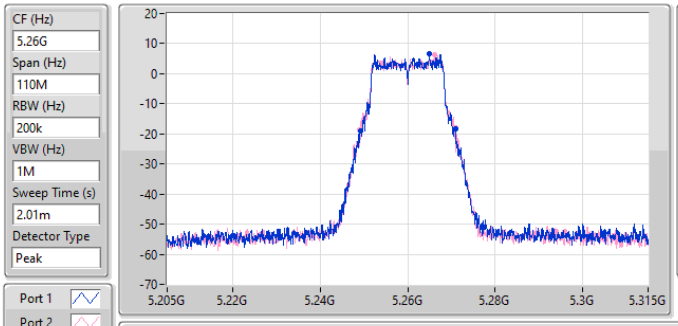

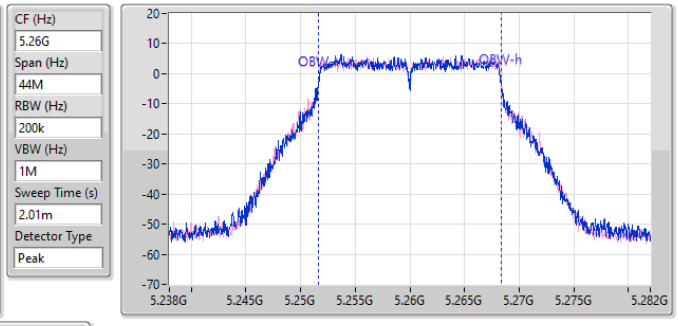

26dB(Hz)	Fl-26dB(Hz)	Fh-26dB(Hz)	OBW(Hz)	Fl-OBW(Hz)	Fh-OBW(Hz)	Limit(Hz)	Port
21.78M	5.249165G	5.270945G	16.694M	5.25163G	5.268324G	Inf	1
21.835M	5.24911G	5.270945G	16.712M	5.251638G	5.26835G	Inf	2

5.25-5.35GHz_802.11a_Nss1,(6Mbps)_2TX **EBW**

5300MHz

12/11/2024

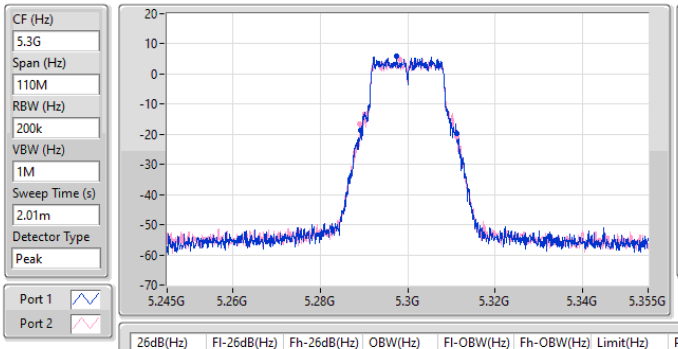

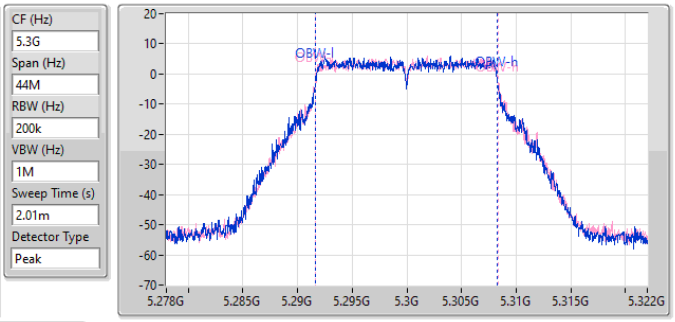

26dB(Hz)	Fl-26dB(Hz)	Fh-26dB(Hz)	OBW(Hz)	Fl-OBW(Hz)	Fh-OBW(Hz)	Limit(Hz)	Port
21.945M	5.28922G	5.311165G	16.673M	5.291636G	5.308309G	Inf	1
22.165M	5.28911G	5.311275G	16.736M	5.291627G	5.308363G	Inf	2

5.25-5.35GHz_802.11a_Nss1,(6Mbps)_2TX **EBW**

5320MHz

12/11/2024

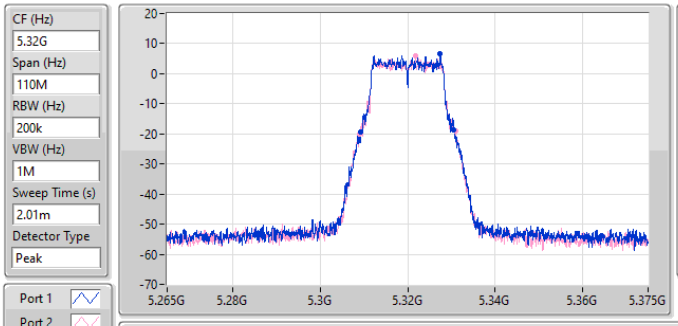

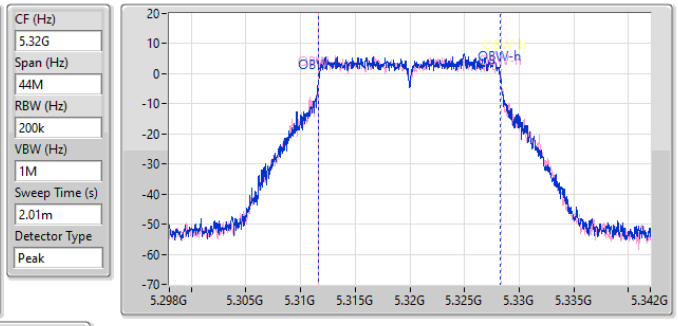

26dB(Hz)	Fl-26dB(Hz)	Fh-26dB(Hz)	OBW(Hz)	Fl-OBW(Hz)	Fh-OBW(Hz)	Limit(Hz)	Port
21.34M	5.309275G	5.330615G	16.661M	5.311652G	5.328313G	Inf	1
21.89M	5.309G	5.33089G	16.702M	5.311623G	5.328325G	Inf	2

5.47-5.725GHz_802.11a_Nss1,(6Mbps)_2TX **EBW**

5500MHz

12/11/2024

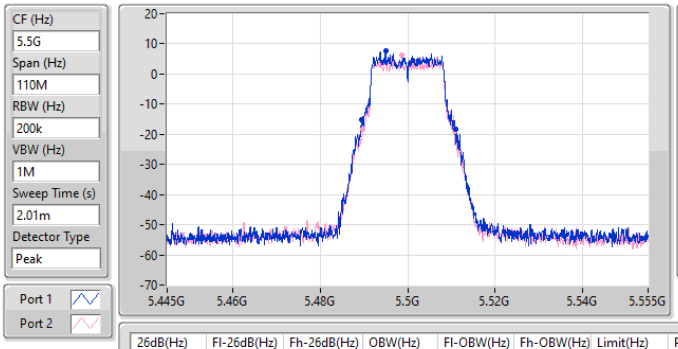

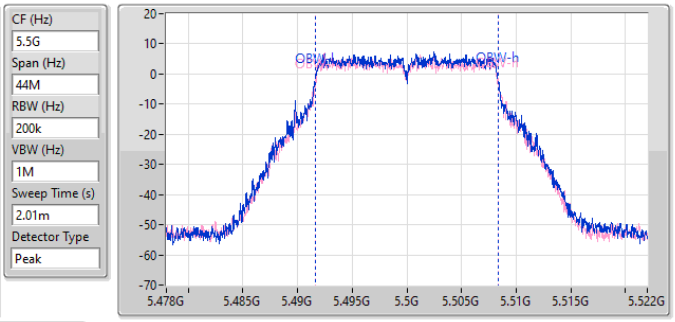

26dB(Hz)	Fl-26dB(Hz)	Fh-26dB(Hz)	OBW(Hz)	Fl-OBW(Hz)	Fh-OBW(Hz)	Limit(Hz)	Port
21.505M	5.489385G	5.51089G	16.724M	5.491612G	5.508336G	Inf	1
21.01M	5.48966G	5.51067G	16.722M	5.491656G	5.508378G	Inf	2

5.47-5.725GHz_802.11a_Nss1,(6Mbps)_2TX **EBW**

5580MHz

12/11/2024

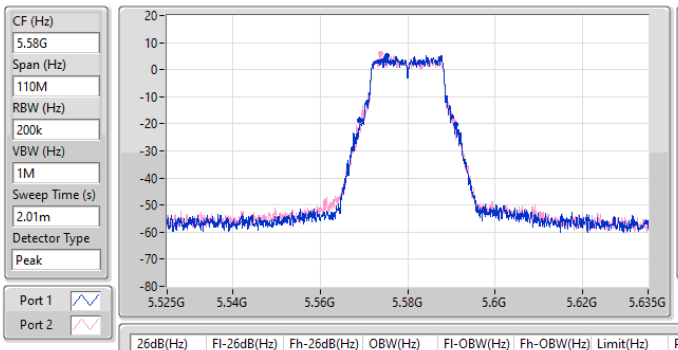

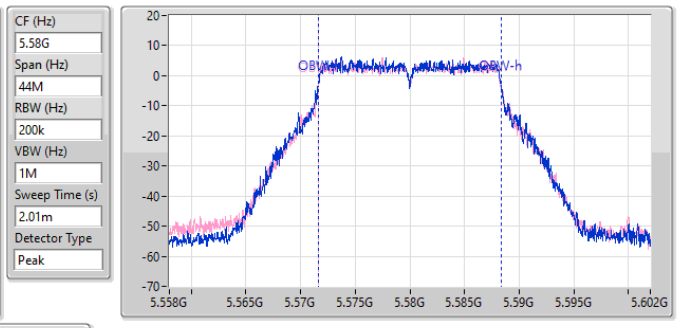

26dB(Hz)	Fl-26dB(Hz)	Fh-26dB(Hz)	OBW(Hz)	Fl-OBW(Hz)	Fh-OBW(Hz)	Limit(Hz)	Port
22.055M	5.569G	5.591055G	16.709M	5.571625G	5.588333G	Inf	1
21.56M	5.568945G	5.590505G	16.768M	5.571623G	5.588391G	Inf	2

5.47-5.725GHz_802.11a_Nss1,(6Mbps)_2TX **EBW**

5700MHz

12/11/2024

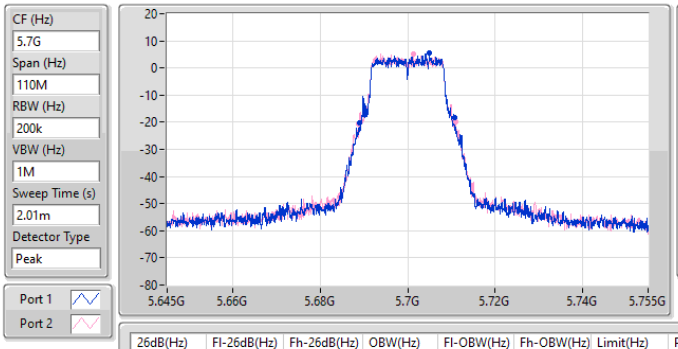

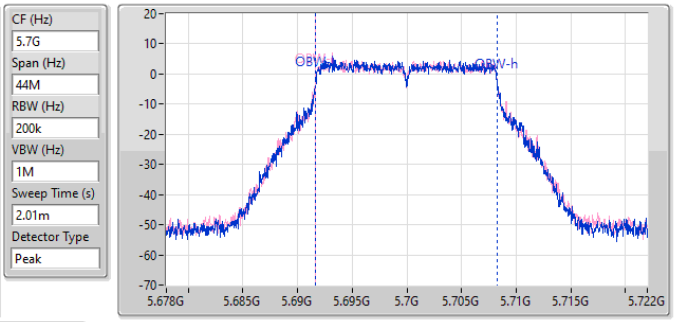

26dB(Hz)	Fl-26dB(Hz)	Fh-26dB(Hz)	OBW(Hz)	Fl-OBW(Hz)	Fh-OBW(Hz)	Limit(Hz)	Port
21.725M	5.689G	5.710725G	16.682M	5.69162G	5.708301G	Inf	1
22.165M	5.688835G	5.711G	16.701M	5.691615G	5.708316G	Inf	2

5.47-5.725GHz_802.11a_Nss1,(6Mbps)_2TX **EBW**

5720MHz Straddle 5.47-5.725GHz

12/11/2024

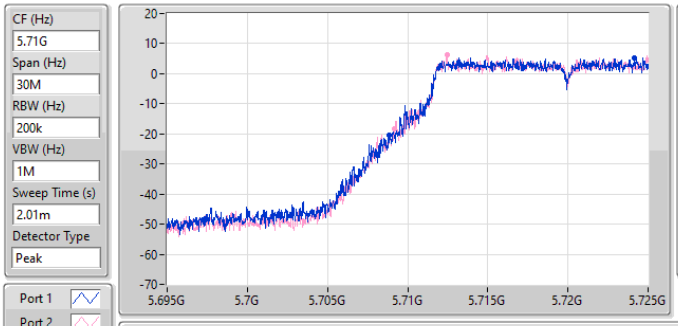

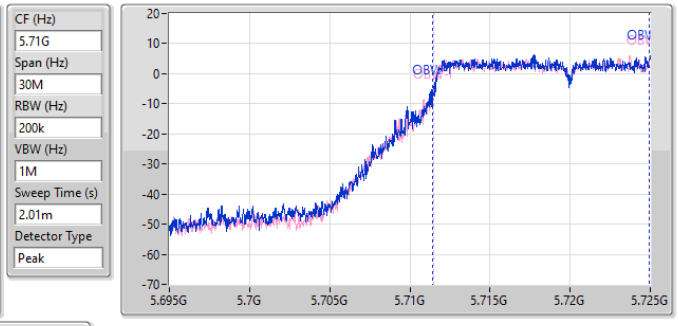

26dB(Hz)	Fl-26dB(Hz)	Fh-26dB(Hz)	OBW(Hz)	Fl-OBW(Hz)	Fh-OBW(Hz)	Limit(Hz)	Port
16.17M	5.70883G	5.725G	13.531M	5.711432G	5.724963G	Inf	1
15.855M	5.709145G	5.725G	13.449M	5.711483G	5.724932G	Inf	2

5.725-5.85GHz_802.11a_Nss1,(6Mbps)_2TX **EBW**

5720MHz Straddle 5.725-5.85GHz

12/11/2024

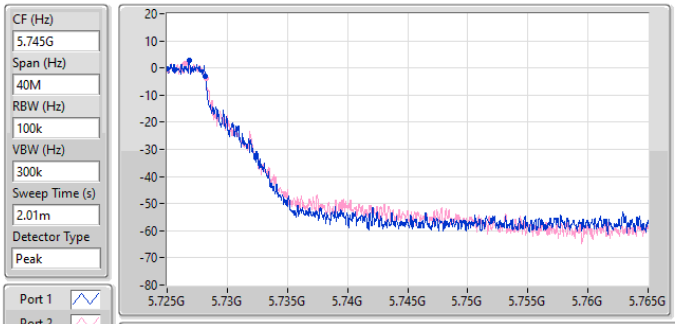

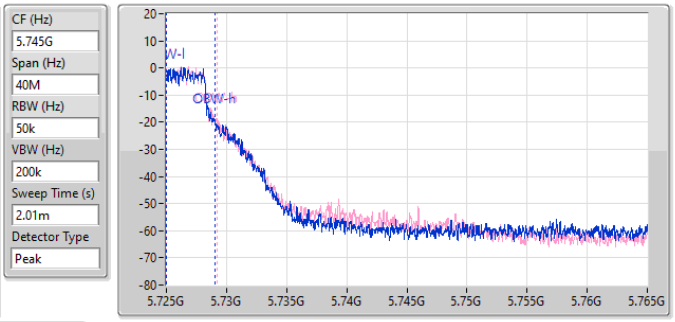

6dB(Hz)	Fl-6dB(Hz)	Fh-6dB(Hz)	OBW(Hz)	Fl-OBW(Hz)	Fh-OBW(Hz)	Limit(Hz)	Port
3.16M	5.725G	5.72816G	4.052M	5.725017G	5.729069G	500k	1
3.24M	5.725G	5.72824G	4.163M	5.725015G	5.729178G	500k	2

5.725-5.85GHz_802.11a_Nss1,(6Mbps)_2TX **EBW**

5720MHz Straddle 5.725-5.85GHz

12/11/2024

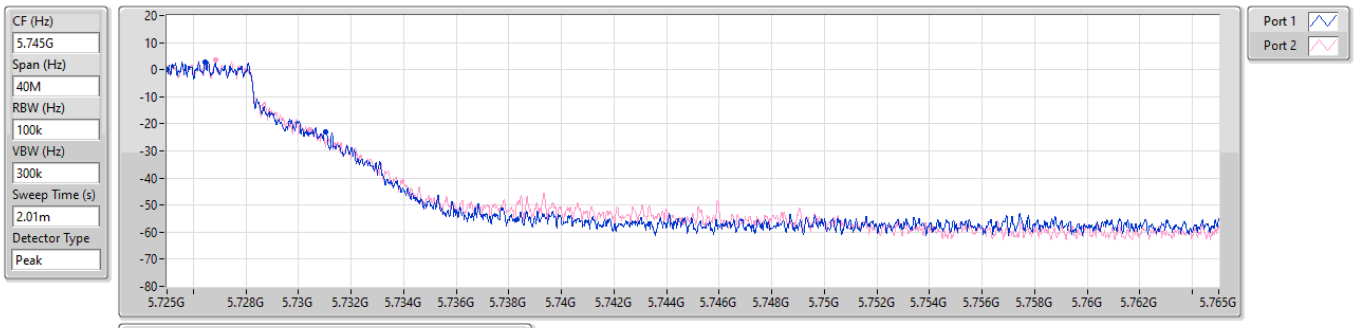

26dB(Hz)	Fl-26dB(Hz)	Fh-26dB(Hz)	Limit(Hz)	Port
6.02M	5.725G	5.73102G	Inf	1
5.42M	5.725G	5.73042G	Inf	2

5.725-5.85GHz_802.11a_Nss1,(6Mbps)_2TX **EBW**

5745MHz

12/11/2024

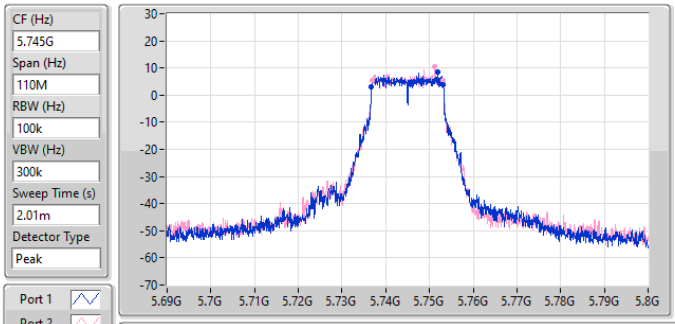

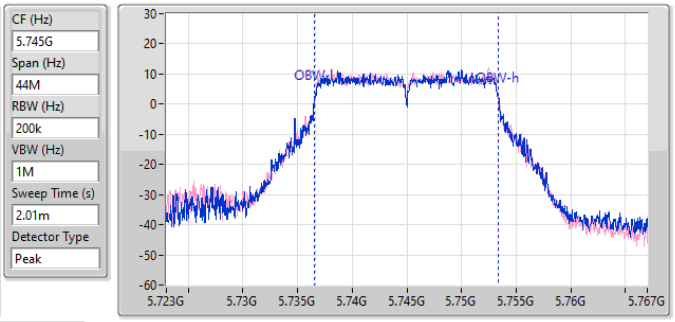

6dB(Hz)	Fl-6dB(Hz)	Fh-6dB(Hz)	OBW(Hz)	Fl-OBW(Hz)	Fh-OBW(Hz)	Limit(Hz)	Port
16.445M	5.73675G	5.753195G	16.777M	5.736582G	5.753359G	500k	1
16.335M	5.736805G	5.75314G	16.723M	5.736617G	5.75334G	500k	2

5.725-5.85GHz_802.11a_Nss1,(6Mbps)_2TX **EBW**

5745MHz

12/11/2024

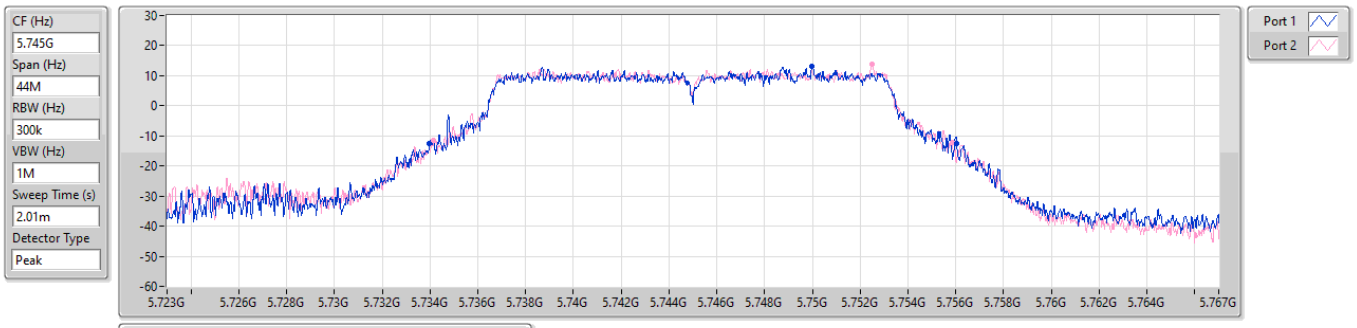

26dB(Hz)	Fl-26dB(Hz)	Fh-26dB(Hz)	Limit(Hz)	Port
22.066M	5.733978G	5.756044G	Inf	1
21.692M	5.734154G	5.755846G	Inf	2

5.725-5.85GHz_802.11a_Nss1,(6Mbps)_2TX **EBW**

5785MHz

12/11/2024

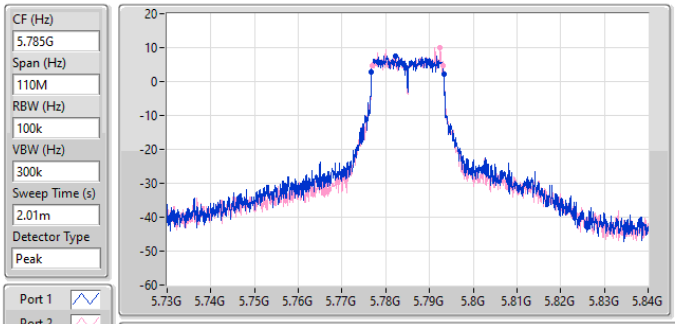

6dB(Hz)	Fl-6dB(Hz)	Fh-6dB(Hz)	OBW(Hz)	Fl-OBW(Hz)	Fh-OBW(Hz)	Limit(Hz)	Port
16.555M	5.776695G	5.79325G	16.765M	5.776572G	5.793337G	500k	1
16.39M	5.776805G	5.793195G	16.759M	5.77659G	5.793349G	500k	2

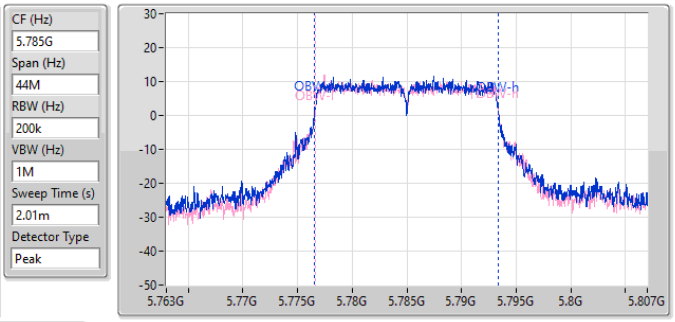

5.725-5.85GHz_802.11a_Nss1,(6Mbps)_2TX **EBW**

5785MHz

12/11/2024

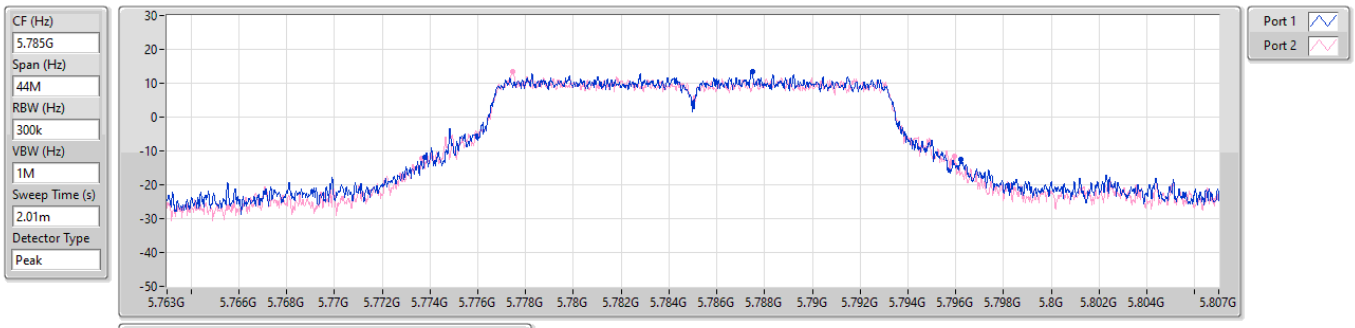

26dB(Hz)	Fl-26dB(Hz)	Fh-26dB(Hz)	Limit(Hz)	Port
22.418M	5.77378G	5.796198G	Inf	1
22.286M	5.7736648G	5.795934G	Inf	2

5.725-5.85GHz_802.11a_Nss1,(6Mbps)_2TX **EBW**

5825MHz

12/11/2024

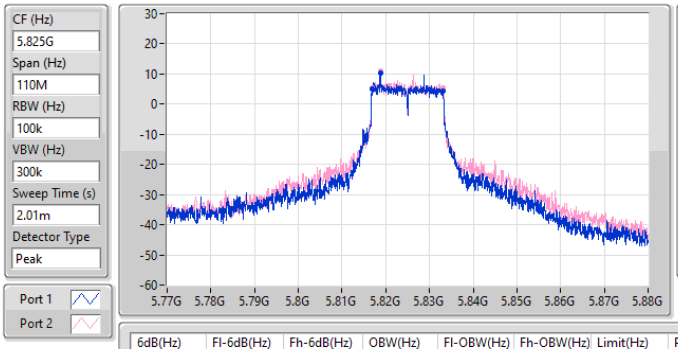

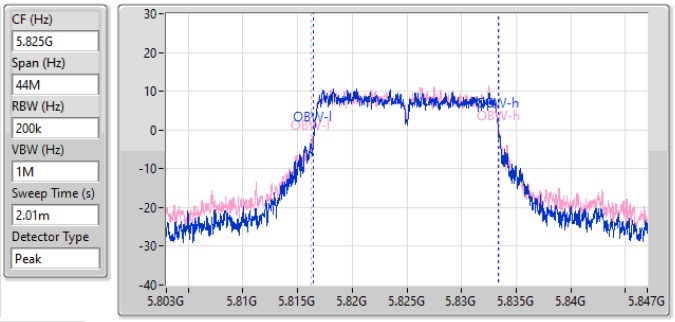

6dB(Hz)	Fl-6dB(Hz)	Fh-6dB(Hz)	OBW(Hz)	Fl-OBW(Hz)	Fh-OBW(Hz)	Limit(Hz)	Port
16.335M	5.816805G	5.83314G	16.866M	5.816468G	5.833335G	500k	1
16.335M	5.816805G	5.83314G	17.213M	5.816248G	5.833461G	500k	2

5.725-5.85GHz_802.11a_Nss1,(6Mbps)_2TX **EBW**

5825MHz

12/11/2024

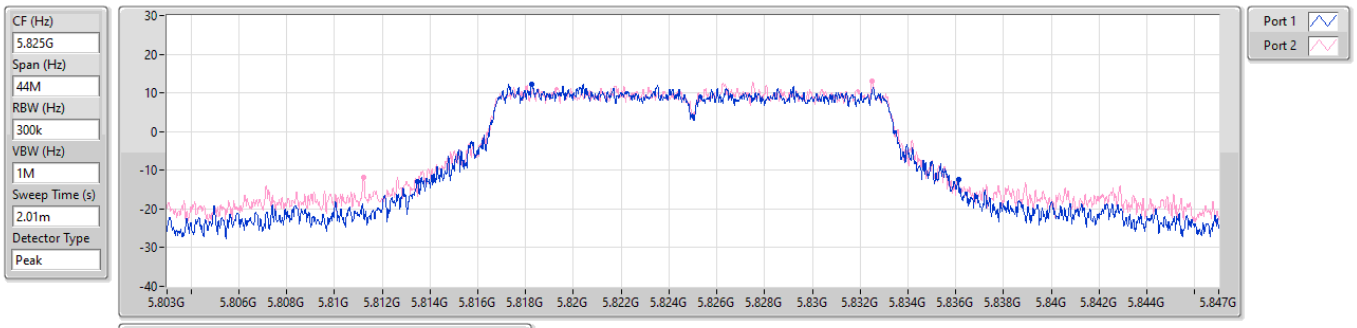

26dB(Hz)	Fl-26dB(Hz)	Fh-26dB(Hz)	Limit(Hz)	Port
22.638M	5.813472G	5.83611G	Inf	1
24.926M	5.811206G	5.836132G	Inf	2

5.15-5.25GHz_802.11be EHT20_Nss1,(MCS0)_2TX **EBW**

5180MHz

12/11/2024

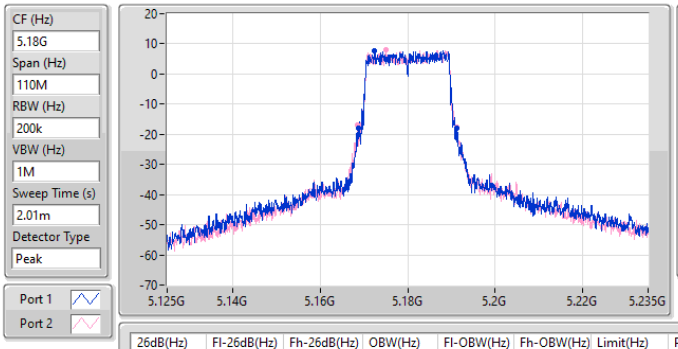

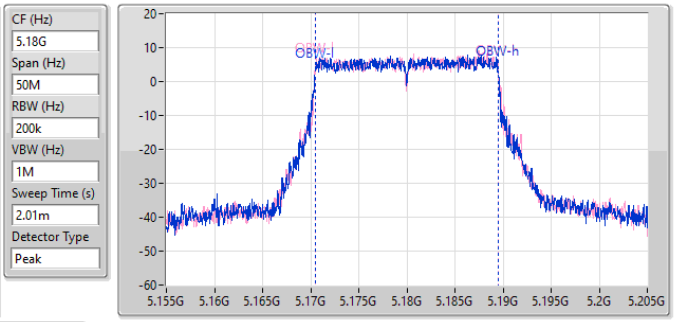

26dB(Hz)	Fl-26dB(Hz)	Fh-26dB(Hz)	OBW(Hz)	Fl-OBW(Hz)	Fh-OBW(Hz)	Limit(Hz)	Port
22.55M	5.16867G	5.19122G	19.006M	5.170481G	5.189487G	Inf	1
22.77M	5.168505G	5.191275G	19.041M	5.170474G	5.189515G	Inf	2

5.15-5.25GHz_802.11be EHT20_Nss1,(MCS0)_2TX **EBW**

5200MHz

12/11/2024

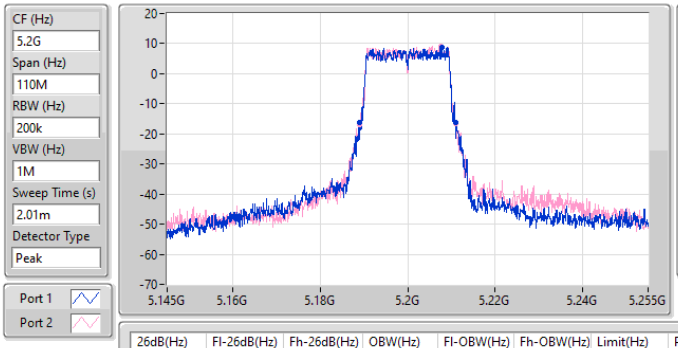

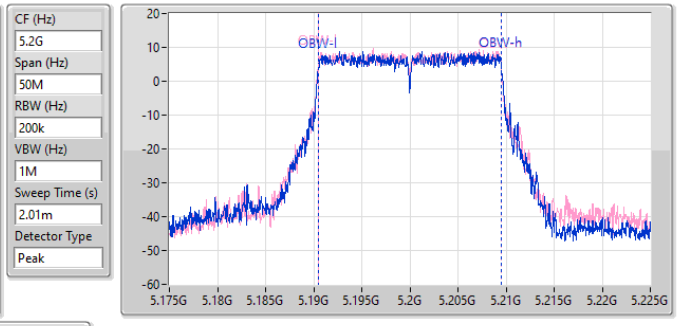

26dB(Hz)	Fl-26dB(Hz)	Fh-26dB(Hz)	OBW(Hz)	Fl-OBW(Hz)	Fh-OBW(Hz)	Limit(Hz)	Port
21.78M	5.18911G	5.21089G	19.035M	5.190487G	5.209522G	Inf	1
22.11M	5.189G	5.21111G	18.993M	5.190484G	5.209478G	Inf	2

5.15-5.25GHz_802.11be EHT20_Nss1,(MCS0)_2TX **EBW**

5240MHz

12/11/2024

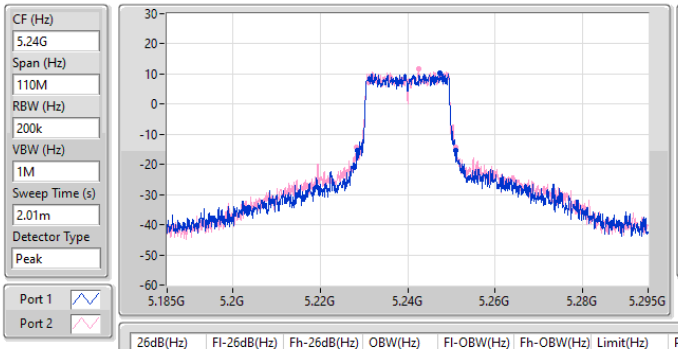

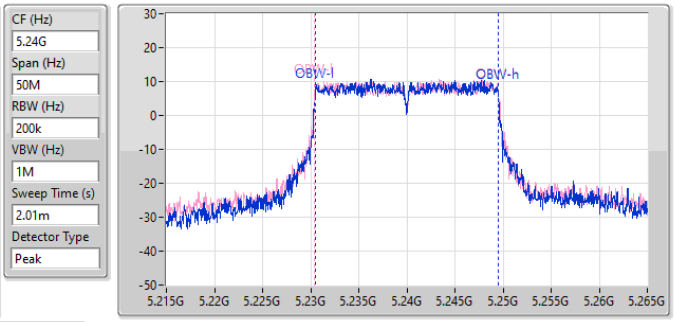

26dB(Hz)	Fl-26dB(Hz)	Fh-26dB(Hz)	OBW(Hz)	Fl-OBW(Hz)	Fh-OBW(Hz)	Limit(Hz)	Port
22.55M	5.22856G	5.25111G	19.027M	5.230483G	5.24951G	Inf	1
22.55M	5.22834G	5.25089G	19.123M	5.230424G	5.249546G	Inf	2

5.25-5.35GHz_802.11be EHT20_Nss1,(MCS0)_2TX **EBW**

5260MHz

12/11/2024

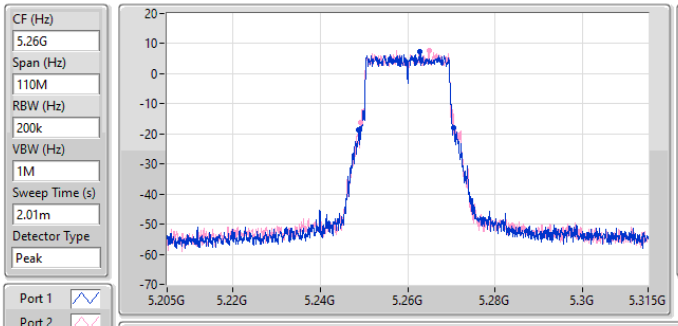

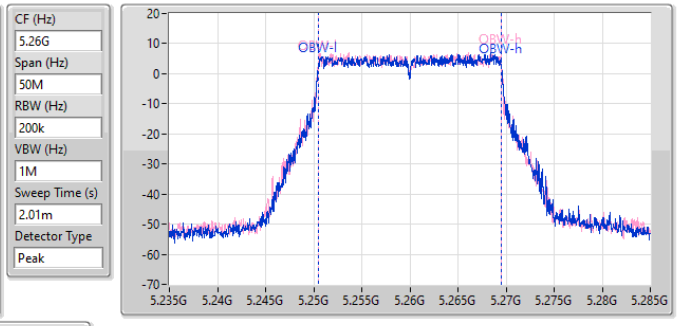

26dB(Hz)	Fl-26dB(Hz)	Fh-26dB(Hz)	OBW(Hz)	Fl-OBW(Hz)	Fh-OBW(Hz)	Limit(Hz)	Port
21.78M	5.248835G	5.270615G	19.023M	5.250485G	5.269508G	Inf	1
21.395M	5.249165G	5.27056G	19.05M	5.25046G	5.26951G	Inf	2

5.25-5.35GHz_802.11be EHT20_Nss1,(MCS0)_2TX **EBW**

5300MHz

12/11/2024

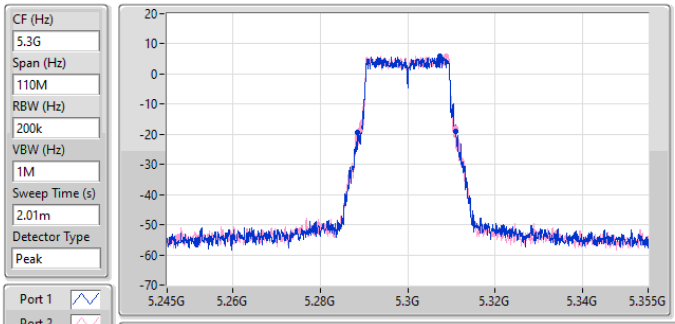

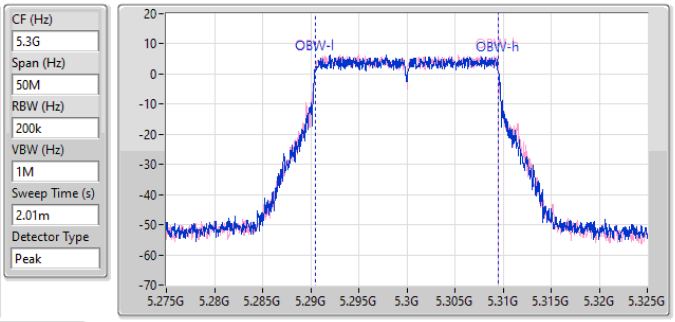

26dB(Hz)	Fl-26dB(Hz)	Fh-26dB(Hz)	OBW(Hz)	Fl-OBW(Hz)	Fh-OBW(Hz)	Limit(Hz)	Port
22.495M	5.288615G	5.31111G	19.025M	5.290472G	5.309496G	Inf	1
21.89M	5.289G	5.31089G	19.014M	5.290474G	5.309487G	Inf	2

5.25-5.35GHz_802.11be EHT20_Nss1,(MCS0)_2TX **EBW**

5320MHz

12/11/2024

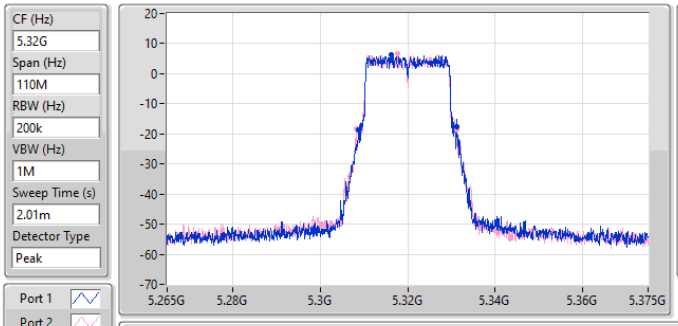

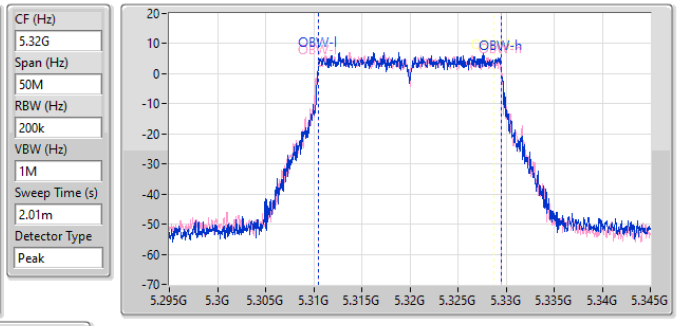

26dB(Hz)	Fl-26dB(Hz)	Fh-26dB(Hz)	OBW(Hz)	Fl-OBW(Hz)	Fh-OBW(Hz)	Limit(Hz)	Port
22.605M	5.308725G	5.33133G	19M	5.310493G	5.329493G	Inf	1
22.99M	5.30823G	5.33122G	19.044M	5.310443G	5.329487G	Inf	2

5.47-5.725GHz_802.11be EHT20_Nss1,(MCS0)_2TX **EBW**

5500MHz

12/11/2024

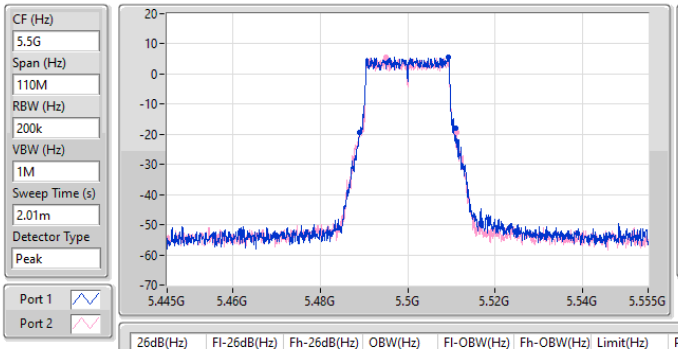

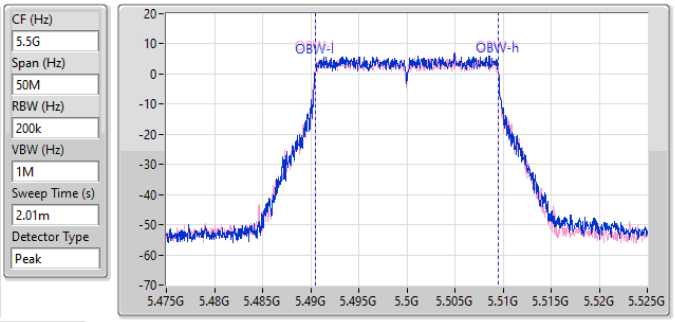

26dB(Hz)	Fl-26dB(Hz)	Fh-26dB(Hz)	OBW(Hz)	Fl-OBW(Hz)	Fh-OBW(Hz)	Limit(Hz)	Port
22.165M	5.48889G	5.511055G	18.957M	5.490509G	5.509465G	Inf	1
22.385M	5.48889G	5.511275G	19.013M	5.490472G	5.509486G	Inf	2

5.47-5.725GHz_802.11be EHT20_Nss1,(MCS0)_2TX **EBW**

5580MHz

12/11/2024

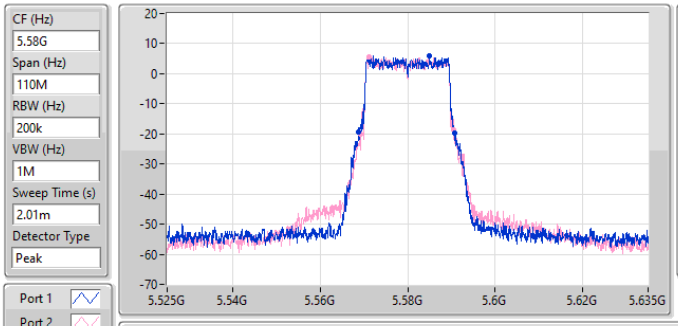

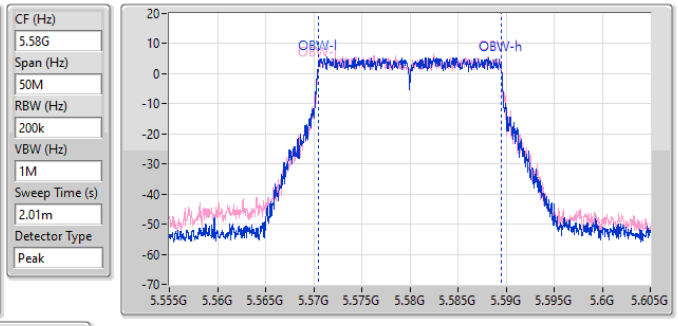

26dB(Hz)	Fl-26dB(Hz)	Fh-26dB(Hz)	OBW(Hz)	Fl-OBW(Hz)	Fh-OBW(Hz)	Limit(Hz)	Port
21.89M	5.56878G	5.59067G	19.046M	5.570448G	5.589494G	Inf	1
21.23M	5.569275G	5.590505G	19.021M	5.570478G	5.589499G	Inf	2

5.47-5.725GHz_802.11be EHT20_Nss1,(MCS0)_2TX **EBW**

5700MHz

12/11/2024

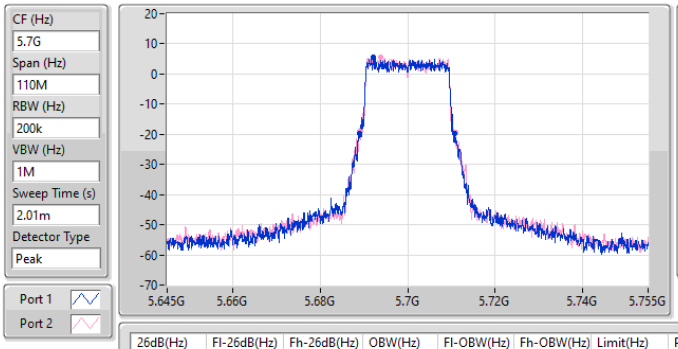

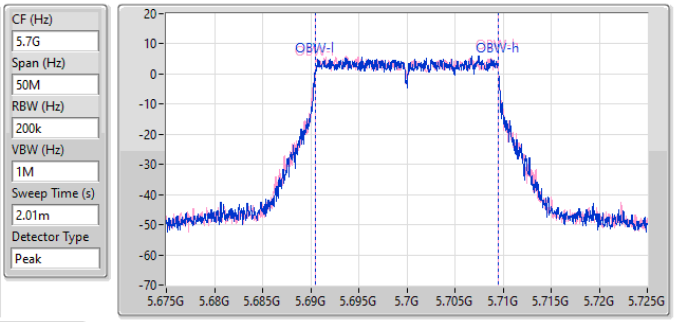

26dB(Hz)	Fl-26dB(Hz)	Fh-26dB(Hz)	OBW(Hz)	Fl-OBW(Hz)	Fh-OBW(Hz)	Limit(Hz)	Port
21.835M	5.68889G	5.710725G	19.008M	5.69047G	5.709478G	Inf	1
22.055M	5.689G	5.711055G	19.032M	5.69045G	5.709481G	Inf	2

5.47-5.725GHz_802.11be EHT20_Nss1,(MCS0)_2TX **EBW**

5720MHz Straddle 5.47-5.725GHz

12/11/2024

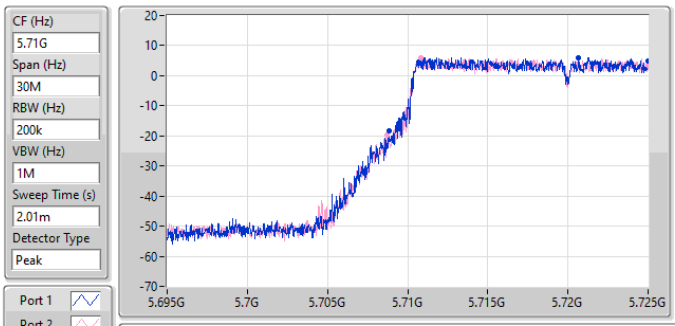

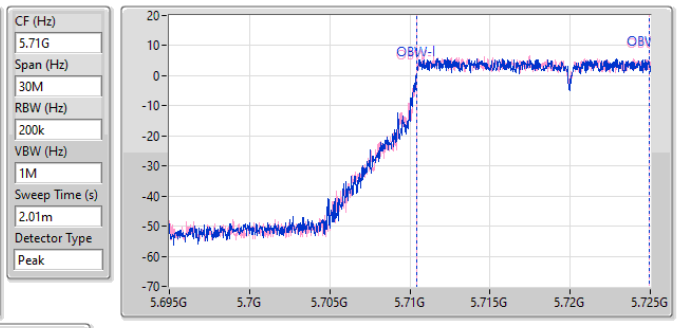

26dB(Hz)	Fl-26dB(Hz)	Fh-26dB(Hz)	OBW(Hz)	Fl-OBW(Hz)	Fh-OBW(Hz)	Limit(Hz)	Port
16.17M	5.70883G	5.725G	14.52M	5.710401G	5.724921G	Inf	1
16.305M	5.708695G	5.725G	14.525M	5.710407G	5.724933G	Inf	2

5.725-5.85GHz_802.11be EHT20_Nss1,(MCS0)_2TX **EBW**

5720MHz Straddle 5.725-5.85GHz

12/11/2024

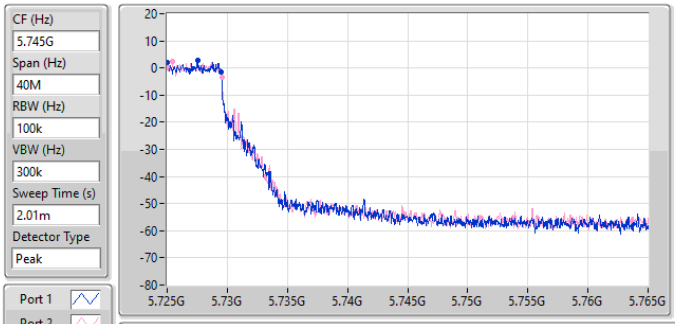

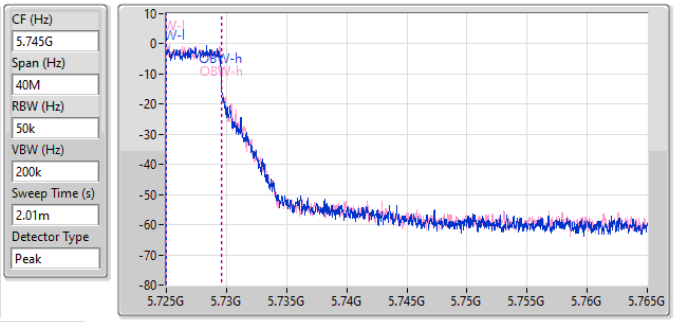

6dB(Hz)	Fl-6dB(Hz)	Fh-6dB(Hz)	OBW(Hz)	Fl-OBW(Hz)	Fh-OBW(Hz)	Limit(Hz)	Port
4.52M	5.725G	5.72952G	4.545M	5.725025G	5.729571G	500k	1
4.56M	5.725G	5.72956G	4.611M	5.725014G	5.729624G	500k	2

5.725-5.85GHz_802.11be EHT20_Nss1,(MCS0)_2TX **EBW**

5720MHz Straddle 5.725-5.85GHz

12/11/2024

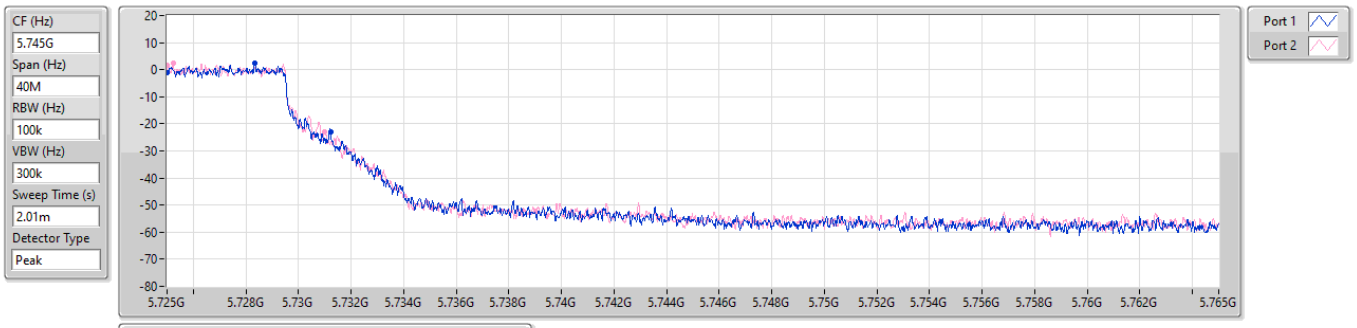

26dB(Hz)	Fl-26dB(Hz)	Fh-26dB(Hz)	Limit(Hz)	Port
6.22M	5.725G	5.73122G	Inf	1
6M	5.725G	5.731G	Inf	2

5.725-5.85GHz_802.11be EHT20_Nss1,(MCS0)_2TX **EBW**

5745MHz

12/11/2024

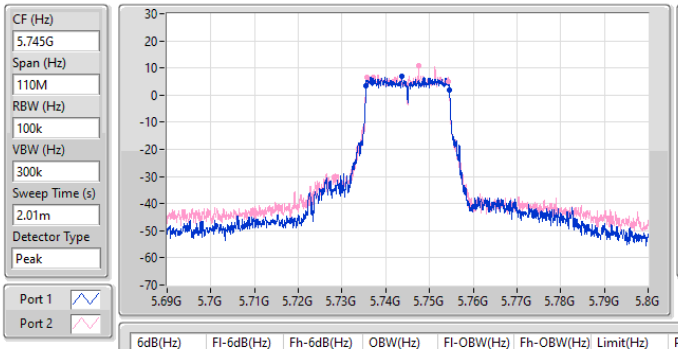

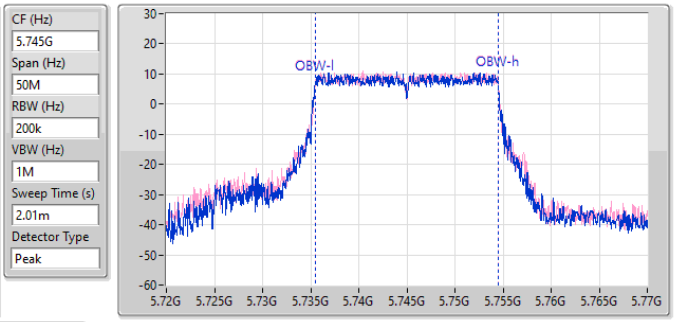

6dB(Hz)	Fl-6dB(Hz)	Fh-6dB(Hz)	OBW(Hz)	Fl-OBW(Hz)	Fh-OBW(Hz)	Limit(Hz)	Port
19.14M	5.73543G	5.75457G	19.057M	5.73544G	5.754497G	500k	1
18.645M	5.73565G	5.754295G	19.01M	5.735483G	5.754493G	500k	2

5.725-5.85GHz_802.11be EHT20_Nss1,(MCS0)_2TX **EBW**

5745MHz

12/11/2024

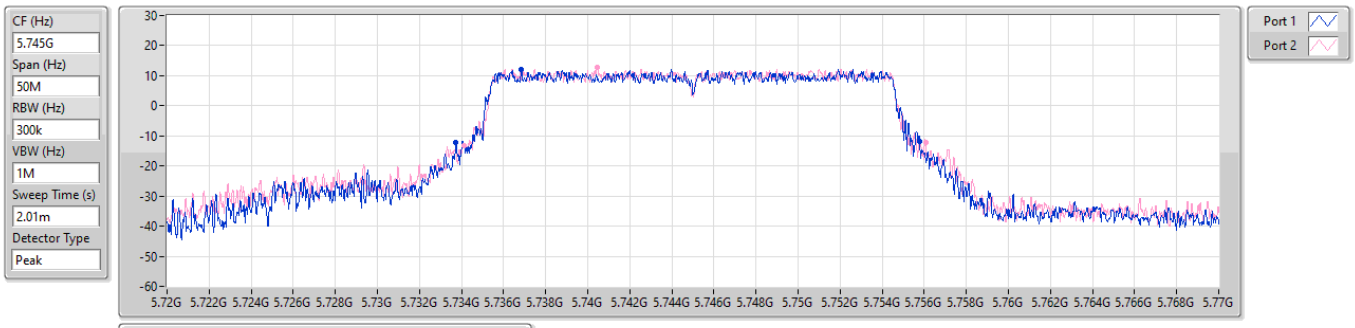

26dB(Hz)	Fl-26dB(Hz)	Fh-26dB(Hz)	Limit(Hz)	Port
22.075M	5.733725G	5.7558G	Inf	1
21.975M	5.7341G	5.756075G	Inf	2

5.725-5.85GHz_802.11be EHT20_Nss1,(MCS0)_2TX **EBW**

5785MHz

12/11/2024

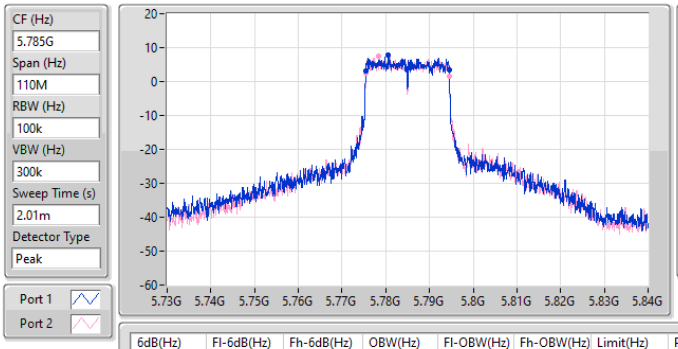

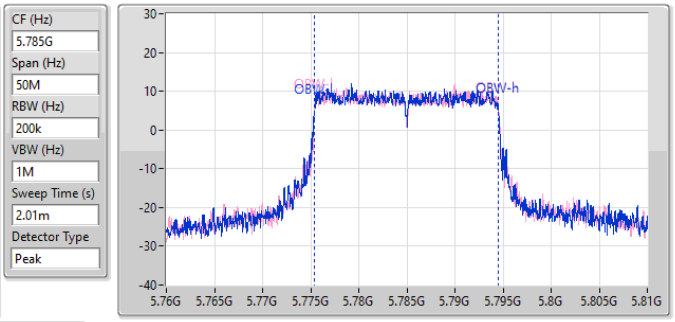

6dB(Hz)	Fl-6dB(Hz)	Fh-6dB(Hz)	OBW(Hz)	Fl-OBW(Hz)	Fh-OBW(Hz)	Limit(Hz)	Port
19.14M	5.77543G	5.79457G	19.069M	5.775419G	5.794487G	500k	1
19.14M	5.77543G	5.79457G	19.083M	5.775427G	5.79451G	500k	2

5.725-5.85GHz_802.11be EHT20_Nss1,(MCS0)_2TX **EBW**

5785MHz

12/11/2024

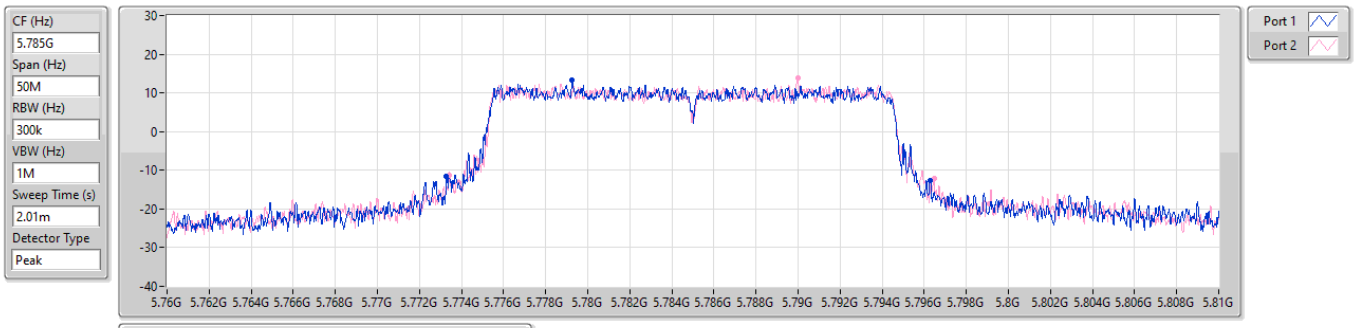

26dB(Hz)	Fl-26dB(Hz)	Fh-26dB(Hz)	Limit(Hz)	Port
23.025M	5.773275G	5.7963G	Inf	1
23.075M	5.7734G	5.796475G	Inf	2

5.725-5.85GHz_802.11be EHT20_Nss1,(MCS0)_2TX **EBW**

5825MHz

12/11/2024

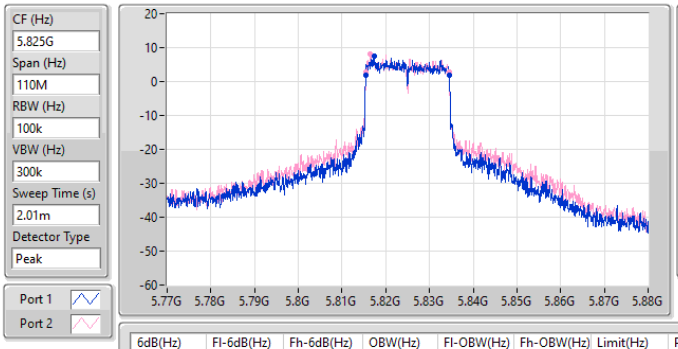

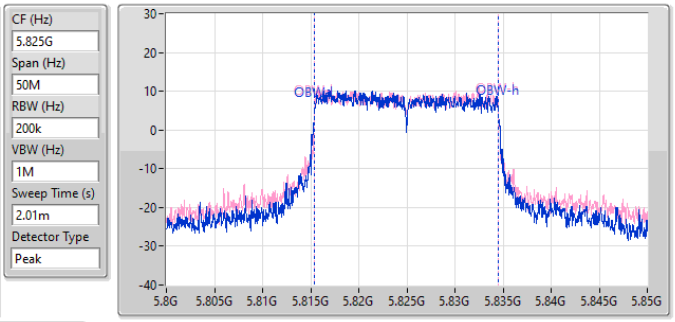

6dB(Hz)	Fl-6dB(Hz)	Fh-6dB(Hz)	OBW(Hz)	Fl-OBW(Hz)	Fh-OBW(Hz)	Limit(Hz)	Port
19.085M	5.81543G	5.834515G	19.118M	5.815401G	5.83452G	500k	1
19.085M	5.81543G	5.834515G	19.118M	5.815385G	5.834503G	500k	2

5.725-5.85GHz_802.11be EHT20_Nss1,(MCS0)_2TX **EBW**

5825MHz

12/11/2024

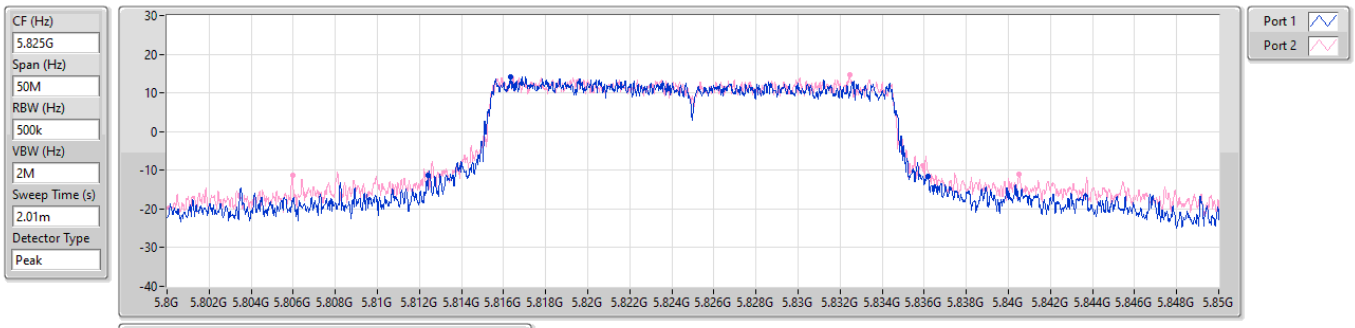

26dB(Hz)	Fl-26dB(Hz)	Fh-26dB(Hz)	Limit(Hz)	Port
23.775M	5.812425G	5.8362G	Inf	1
34.55M	5.805975G	5.840525G	Inf	2

5.15-5.25GHz_802.11be EHT40_Nss1,(MCS0)_2TX **EBW**

5190MHz

12/11/2024

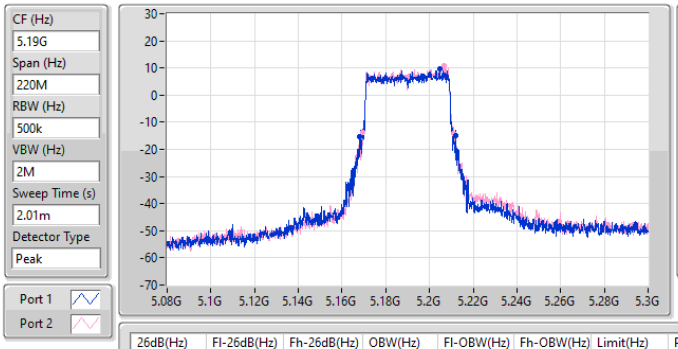

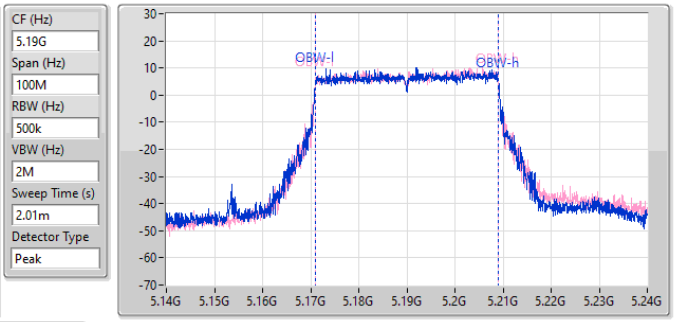

26dB(Hz)	Fl-26dB(Hz)	Fh-26dB(Hz)	OBW(Hz)	Fl-OBW(Hz)	Fh-OBW(Hz)	Limit(Hz)	Port
44.11M	5.16789G	5.212G	37.961M	5.171065G	5.209026G	Inf	1
41.58M	5.16965G	5.21123G	37.925M	5.171051G	5.208976G	Inf	2

5.15-5.25GHz_802.11be EHT40_Nss1,(MCS0)_2TX **EBW**

5230MHz

12/11/2024

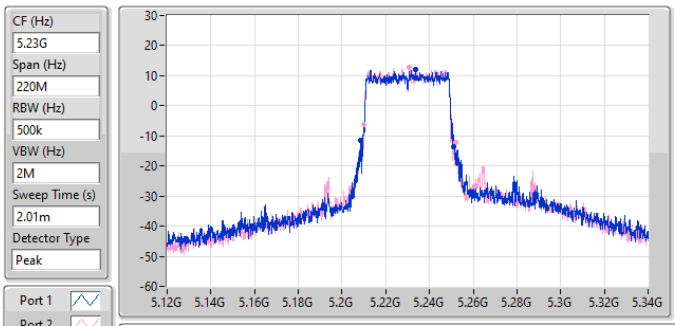

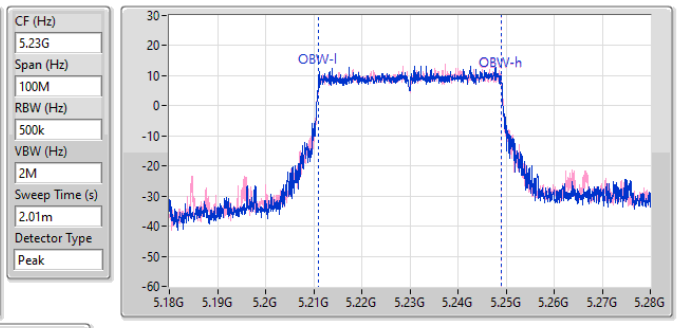

26dB(Hz)	Fl-26dB(Hz)	Fh-26dB(Hz)	OBW(Hz)	Fl-OBW(Hz)	Fh-OBW(Hz)	Limit(Hz)	Port
42.9M	5.20833G	5.25123G	37.985M	5.211053G	5.249038G	Inf	1
42.13M	5.20987G	5.252G	37.926M	5.211055G	5.248982G	Inf	2

5.25-5.35GHz_802.11be EHT40_Nss1,(MCS0)_2TX **EBW**

5270MHz

12/11/2024

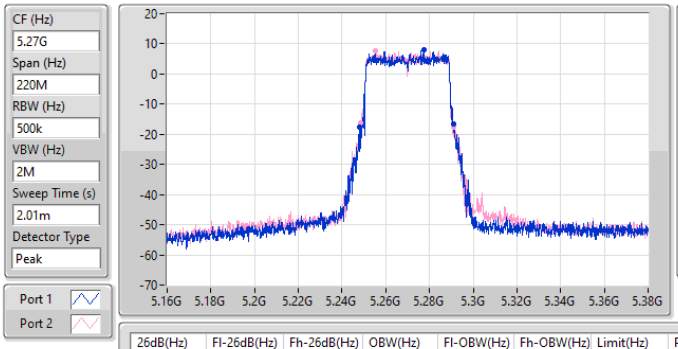

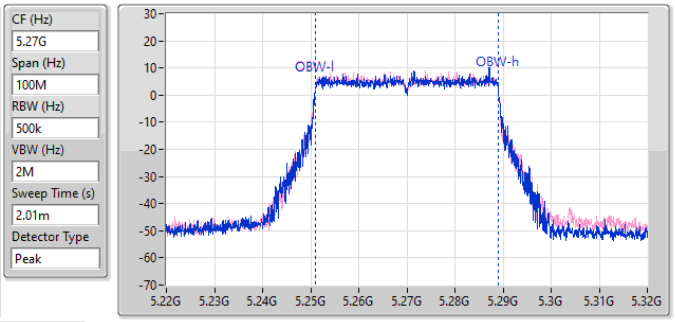

26dB(Hz)	Fl-26dB(Hz)	Fh-26dB(Hz)	OBW(Hz)	Fl-OBW(Hz)	Fh-OBW(Hz)	Limit(Hz)	Port
43.01M	5.24822G	5.29123G	37.947M	5.251019G	5.288966G	Inf	1
42.57M	5.24855G	5.29112G	37.879M	5.251054G	5.288933G	Inf	2

5.25-5.35GHz_802.11be EHT40_Nss1,(MCS0)_2TX **EBW**

5310MHz

12/11/2024

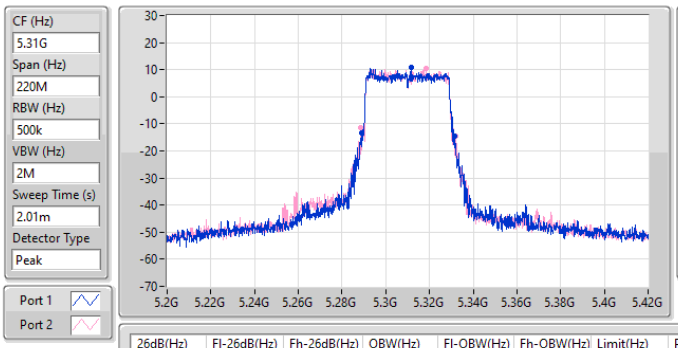

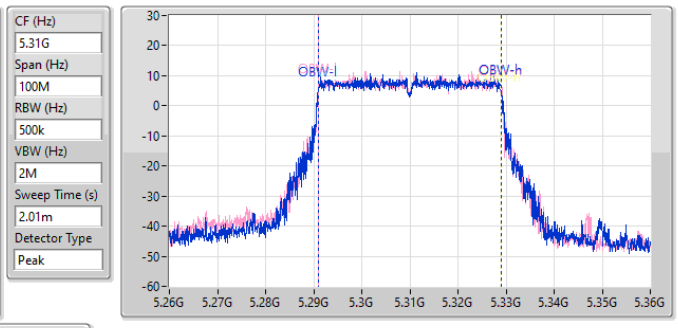

26dB(Hz)	Fl-26dB(Hz)	Fh-26dB(Hz)	OBW(Hz)	Fl-OBW(Hz)	Fh-OBW(Hz)	Limit(Hz)	Port
42.57M	5.28888G	5.33145G	37.977M	5.291021G	5.328998G	Inf	1
43.23M	5.28866G	5.33189G	37.959M	5.291026G	5.328985G	Inf	2

5.47-5.725GHz_802.11be EHT40_Nss1,(MCS0)_2TX **EBW**

5510MHz

12/11/2024

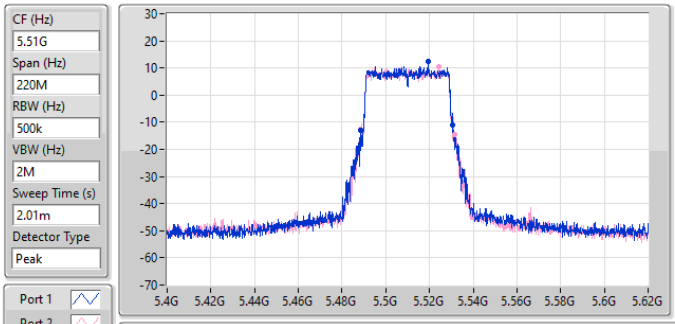

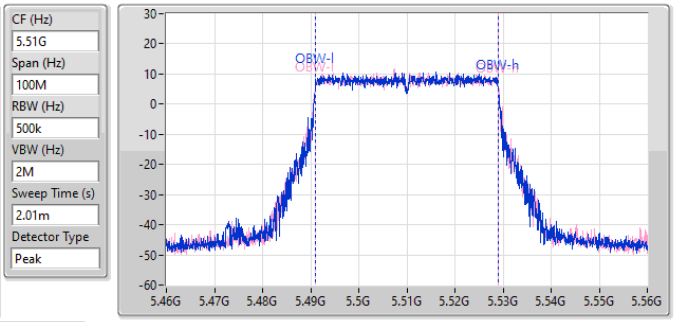

26dB(Hz)	Fl-26dB(Hz)	Fh-26dB(Hz)	OBW(Hz)	Fl-OBW(Hz)	Fh-OBW(Hz)	Limit(Hz)	Port
42.24M	5.48855G	5.53079G	37.906M	5.491019G	5.528925G	Inf	1
43.01M	5.48855G	5.53156G	38.002M	5.491G	5.529002G	Inf	2

5.47-5.725GHz_802.11be EHT40_Nss1,(MCS0)_2TX **EBW**

5550MHz

12/11/2024

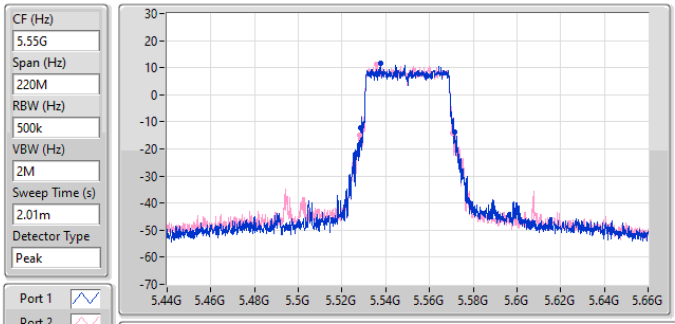

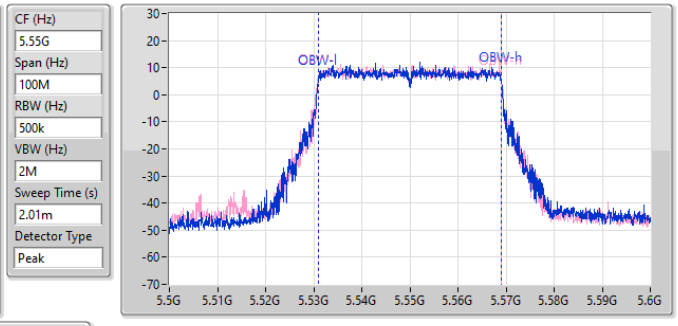

26dB(Hz)	Fl-26dB(Hz)	Fh-26dB(Hz)	OBW(Hz)	Fl-OBW(Hz)	Fh-OBW(Hz)	Limit(Hz)	Port
43.01M	5.52855G	5.57156G	37.93M	5.531015G	5.568945G	Inf	1
42.57M	5.52822G	5.57079G	38.025M	5.530937G	5.568961G	Inf	2

5.47-5.725GHz_802.11be EHT40_Nss1,(MCS0)_2TX **EBW**

5670MHz

12/11/2024

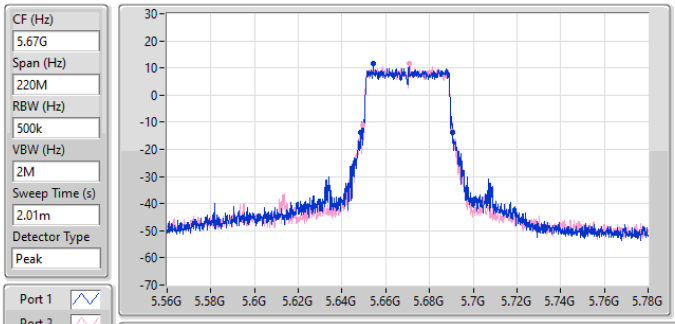

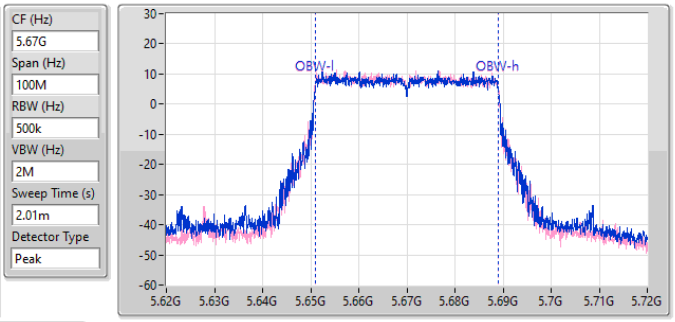

26dB(Hz)	Fl-26dB(Hz)	Fh-26dB(Hz)	OBW(Hz)	Fl-OBW(Hz)	Fh-OBW(Hz)	Limit(Hz)	Port
41.91M	5.64866G	5.69057G	37.924M	5.650998G	5.688922G	Inf	1
41.36M	5.64943G	5.69079G	37.945M	5.650982G	5.688927G	Inf	2

5.47-5.725GHz_802.11be EHT40_Nss1,(MCS0)_2TX **EBW**

5710MHz Straddle 5.47-5.725GHz

12/11/2024

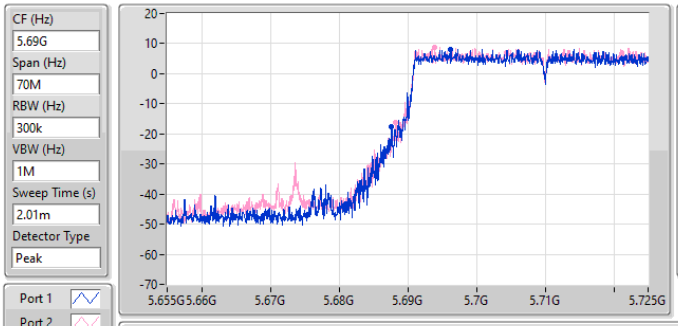

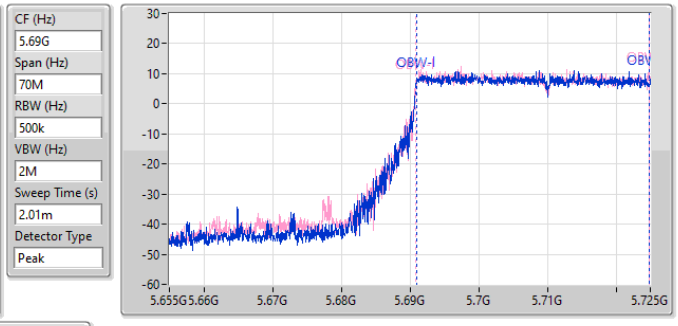

26dB(Hz)	Fl-26dB(Hz)	Fh-26dB(Hz)	OBW(Hz)	Fl-OBW(Hz)	Fh-OBW(Hz)	Limit(Hz)	Port
37.31M	5.68769G	5.725G	33.859M	5.690939G	5.724799G	Inf	1
36.785M	5.688215G	5.725G	33.94M	5.69089G	5.724829G	Inf	2

5.725-5.85GHz_802.11be EHT40_Nss1,(MCS0)_2TX **EBW**

5710MHz Straddle 5.725-5.85GHz

12/11/2024

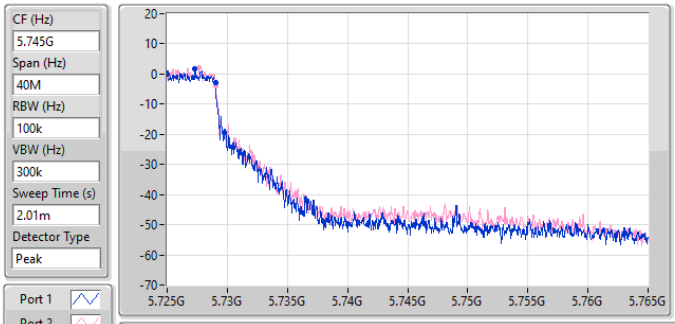

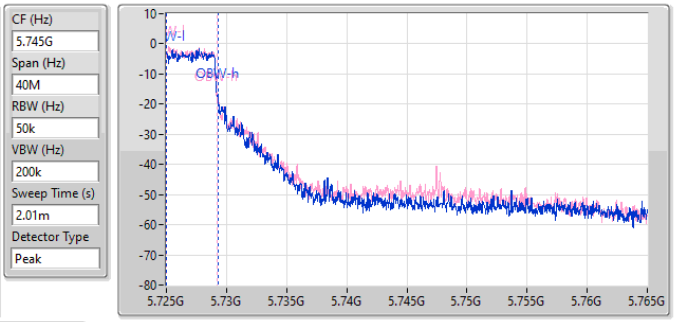

6dB(Hz)	Fl-6dB(Hz)	Fh-6dB(Hz)	OBW(Hz)	Fl-OBW(Hz)	Fh-OBW(Hz)	Limit(Hz)	Port
4.04M	5.725G	5.72904G	4.271M	5.725022G	5.729293G	500k	1
4.04M	5.725G	5.72904G	4.202M	5.725018G	5.72922G	500k	2

5.725-5.85GHz_802.11be EHT40_Nss1,(MCS0)_2TX **EBW**

5710MHz Straddle 5.725-5.85GHz

12/11/2024

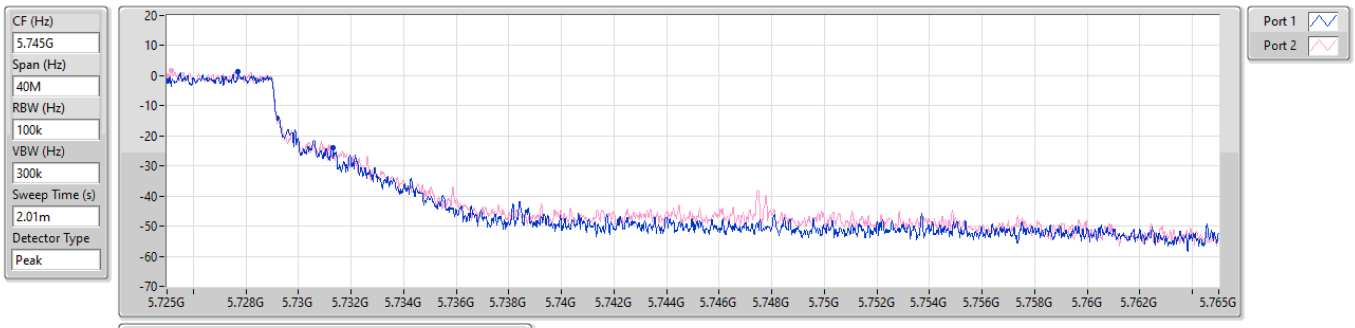

26dB(Hz)	Fl-26dB(Hz)	Fh-26dB(Hz)	Limit(Hz)	Port
6.3M	5.725G	5.7313G	Inf	1
6.18M	5.725G	5.73118G	Inf	2

5.725-5.85GHz_802.11be EHT40_Nss1,(MCS0)_2TX **EBW**

5755MHz

12/11/2024

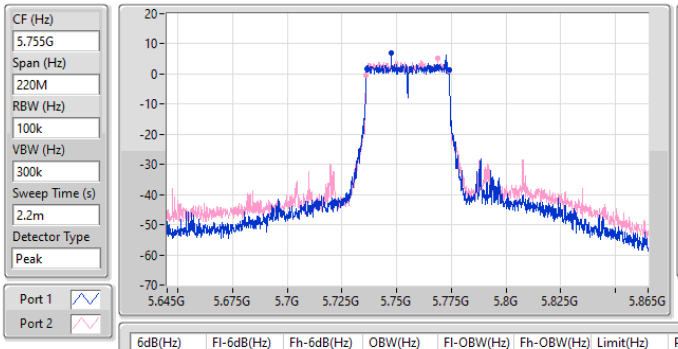

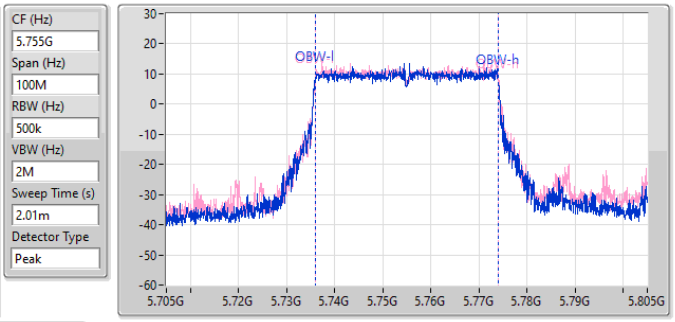

6dB(Hz)	Fl-6dB(Hz)	Fh-6dB(Hz)	OBW(Hz)	Fl-OBW(Hz)	Fh-OBW(Hz)	Limit(Hz)	Port
37.73M	5.73619G	5.77392G	38.021M	5.735934G	5.773954G	500k	1
38.17M	5.73586G	5.77403G	37.935M	5.736032G	5.773967G	500k	2

5.725-5.85GHz_802.11be EHT40_Nss1,(MCS0)_2TX **EBW**

5755MHz

12/11/2024

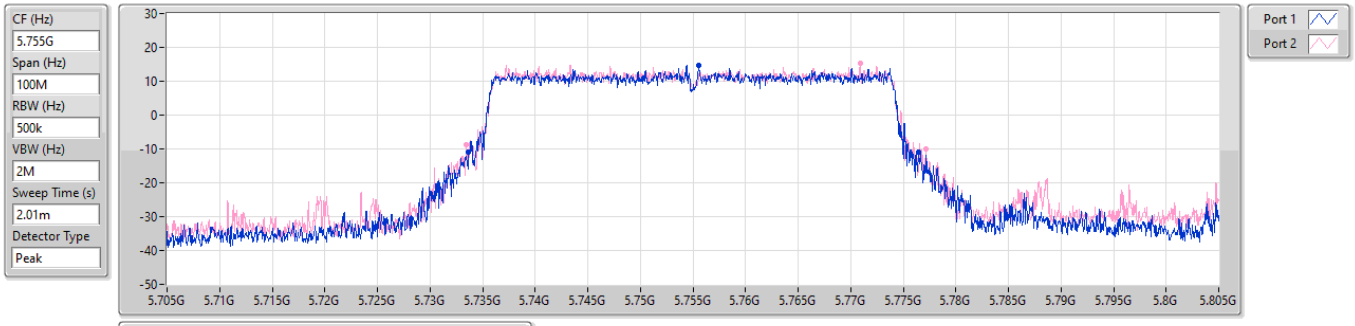

26dB(Hz)	Fl-26dB(Hz)	Fh-26dB(Hz)	Limit(Hz)	Port
42.85M	5.73365G	5.7765G	Inf	1
43.8M	5.7334G	5.7772G	Inf	2

5.725-5.85GHz_802.11be EHT40_Nss1,(MCS0)_2TX **EBW**

5795MHz

12/11/2024

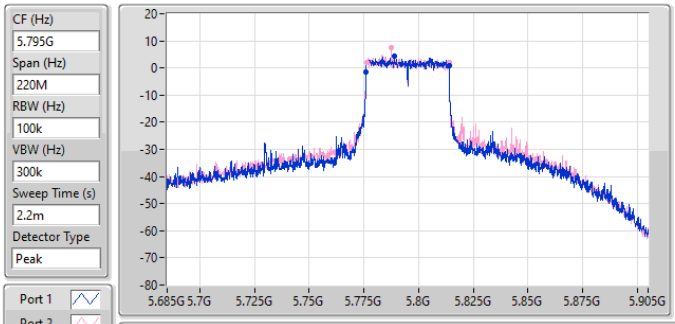

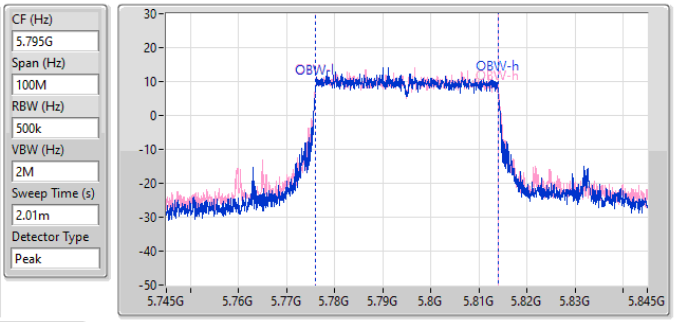

6dB(Hz)	Fl-6dB(Hz)	Fh-6dB(Hz)	OBW(Hz)	Fl-OBW(Hz)	Fh-OBW(Hz)	Limit(Hz)	Port
38.17M	5.77586G	5.81403G	37.928M	5.776023G	5.81395G	500k	1
37.73M	5.77619G	5.81392G	38.053M	5.775958G	5.814011G	500k	2

5.725-5.85GHz_802.11be EHT40_Nss1,(MCS0)_2TX **EBW**

5795MHz

12/11/2024

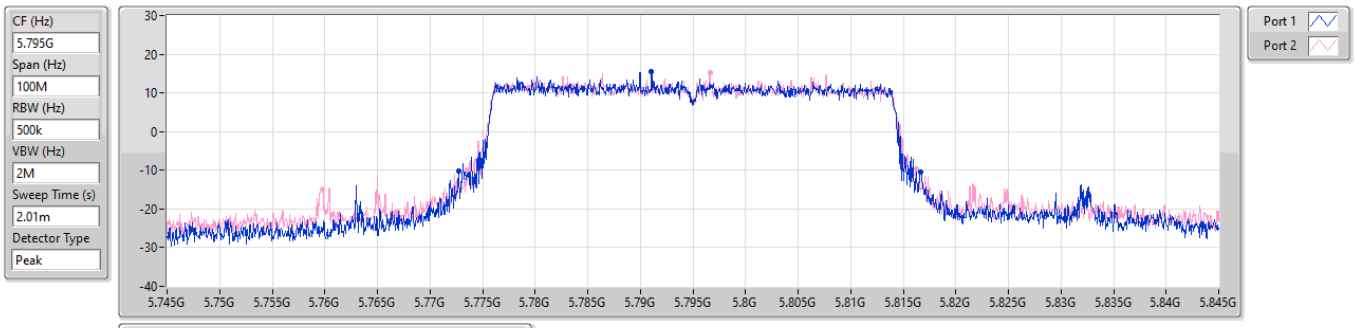

26dB(Hz)	Fl-26dB(Hz)	Fh-26dB(Hz)	Limit(Hz)	Port
44M	5.7727G	5.8167G	Inf	1
42.7M	5.77355G	5.81625G	Inf	2

5.15-5.25GHz_802.11be EHT80_Nss1,(MCS0)_2TX **EBW**

5210MHz

12/11/2024

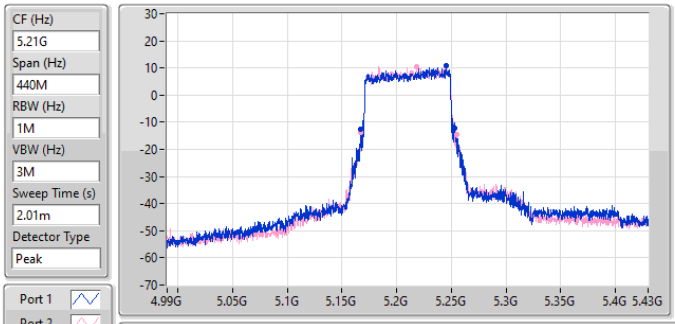

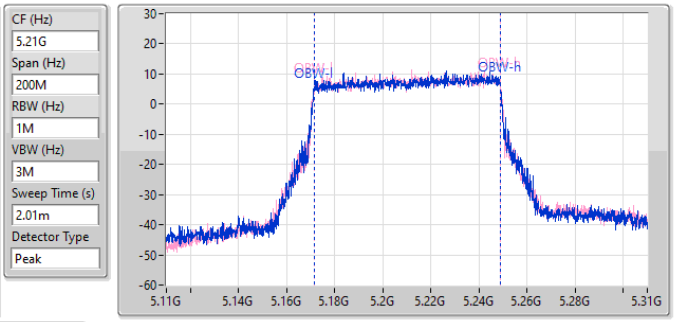

26dB(Hz)	Fl-26dB(Hz)	Fh-26dB(Hz)	OBW(Hz)	Fl-OBW(Hz)	Fh-OBW(Hz)	Limit(Hz)	Port
86.24M	5.1671G	5.25334G	77.422M	5.171449G	5.248871G	Inf	1
88M	5.16732G	5.25532G	77.448M	5.171464G	5.248912G	Inf	2

5.25-5.35GHz_802.11be EHT80_Nss1,(MCS0)_2TX **EBW**

5290MHz

12/11/2024

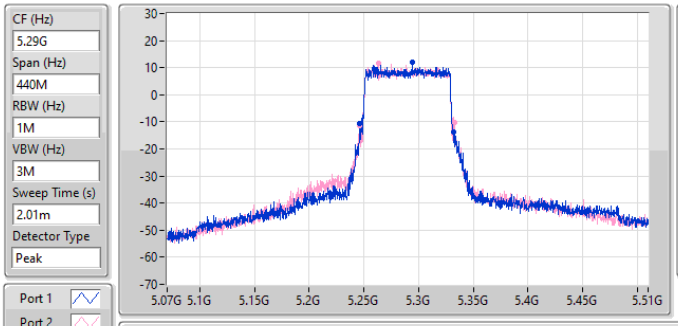

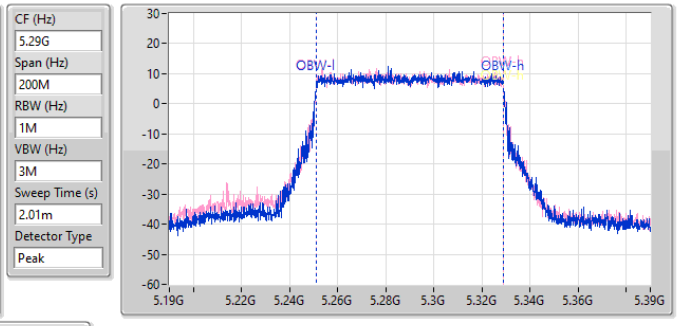

26dB(Hz)	Fl-26dB(Hz)	Fh-26dB(Hz)	OBW(Hz)	Fl-OBW(Hz)	Fh-OBW(Hz)	Limit(Hz)	Port
86.46M	5.24578G	5.33224G	77.699M	5.251169G	5.328868G	Inf	1
86.9M	5.246G	5.3329G	77.475M	5.251226G	5.328701G	Inf	2

5.47-5.725GHz_802.11be EHT80_Nss1,(MCS0)_2TX **EBW**

5530MHz

12/11/2024

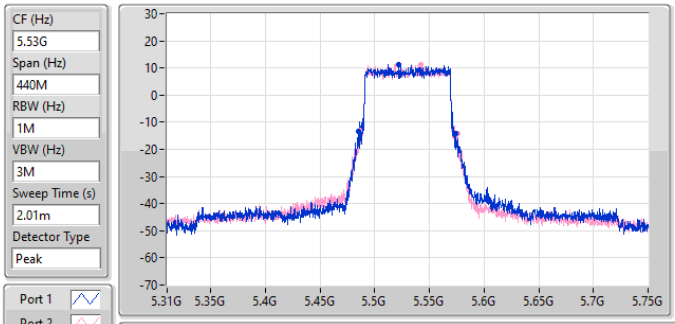

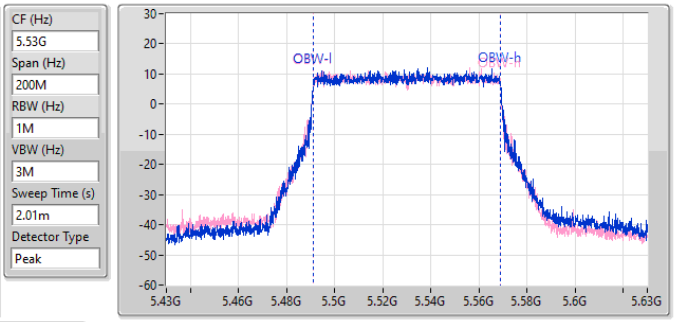

26dB(Hz)	Fl-26dB(Hz)	Fh-26dB(Hz)	OBW(Hz)	Fl-OBW(Hz)	Fh-OBW(Hz)	Limit(Hz)	Port
88.66M	5.4849G	5.57356G	77.58M	5.491233G	5.568813G	Inf	1
89.98M	5.48556G	5.57554G	77.586M	5.491193G	5.56878G	Inf	2

5.47-5.725GHz_802.11be EHT80_Nss1,(MCS0)_2TX **EBW**

5610MHz

12/11/2024

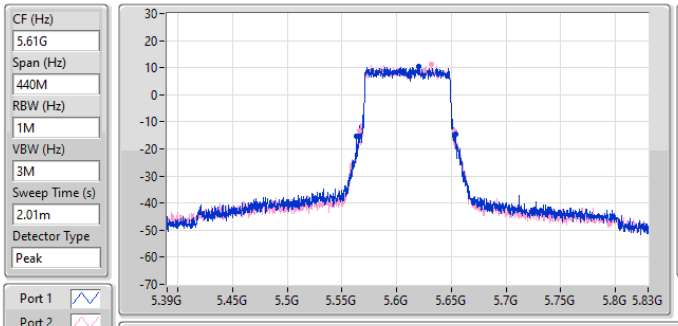

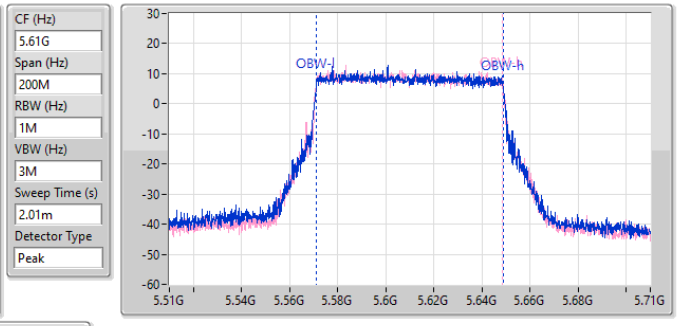

26dB(Hz)	Fl-26dB(Hz)	Fh-26dB(Hz)	OBW(Hz)	Fl-OBW(Hz)	Fh-OBW(Hz)	Limit(Hz)	Port
90.64M	5.56336G	5.654G	77.604M	5.571108G	5.648712G	Inf	1
86.46M	5.56622G	5.65268G	77.56M	5.571115G	5.648675G	Inf	2

5.47-5.725GHz_802.11be EHT80_Nss1,(MCS0)_2TX **EBW**

5690MHz Straddle 5.47-5.725GHz

12/11/2024

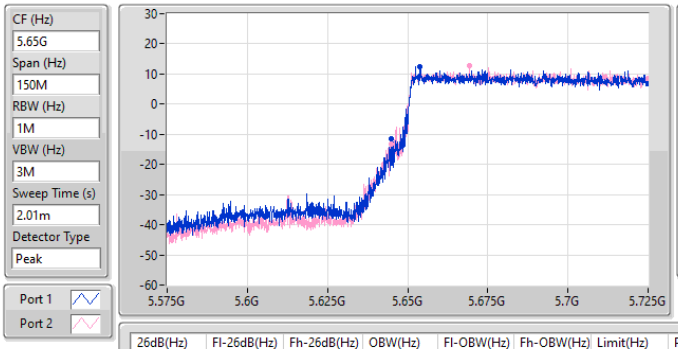

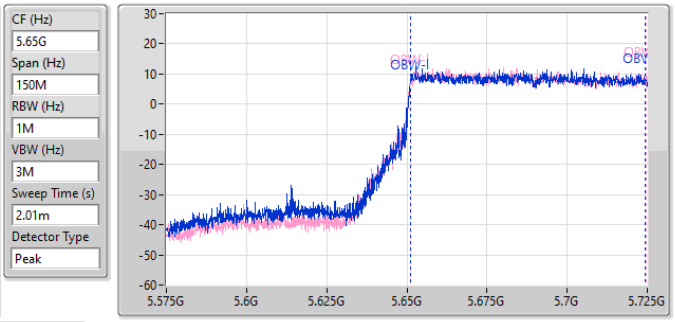

26dB(Hz)	Fl-26dB(Hz)	Fh-26dB(Hz)	OBW(Hz)	Fl-OBW(Hz)	Fh-OBW(Hz)	Limit(Hz)	Port
80.025M	5.644975G	5.725G	73.347M	5.651124G	5.724471G	Inf	1
80.1M	5.6449G	5.725G	73.535M	5.651062G	5.724598G	Inf	2

5.725-5.85GHz_802.11be EHT80_Nss1,(MCS0)_2TX **EBW**

5690MHz Straddle 5.725-5.85GHz

12/11/2024

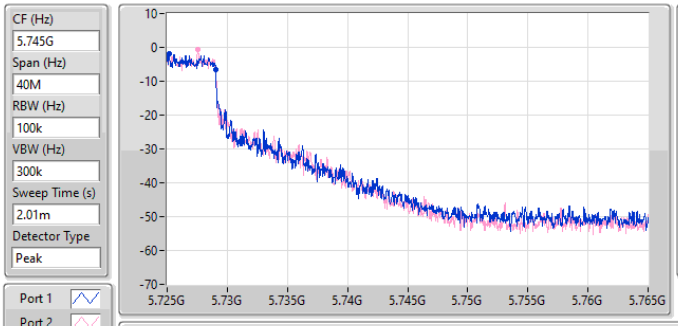

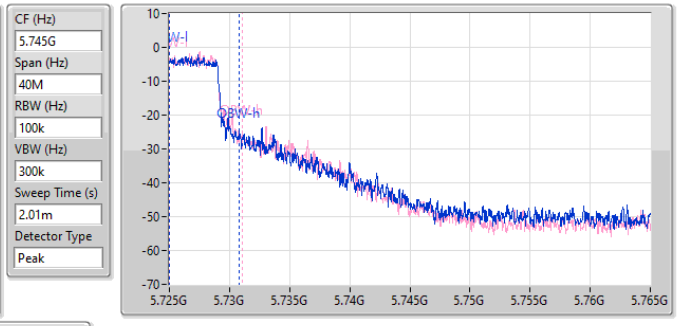

6dB(Hz)	Fl-6dB(Hz)	Fh-6dB(Hz)	OBW(Hz)	Fl-OBW(Hz)	Fh-OBW(Hz)	Limit(Hz)	Port
4.02M	5.725G	5.72902G	5.824M	5.725015G	5.73084G	500k	1
4.02M	5.725G	5.72902G	6.035M	5.725023G	5.731059G	500k	2

5.725-5.85GHz_802.11be EHT80_Nss1,(MCS0)_2TX **EBW**

5690MHz Straddle 5.725-5.85GHz

12/11/2024

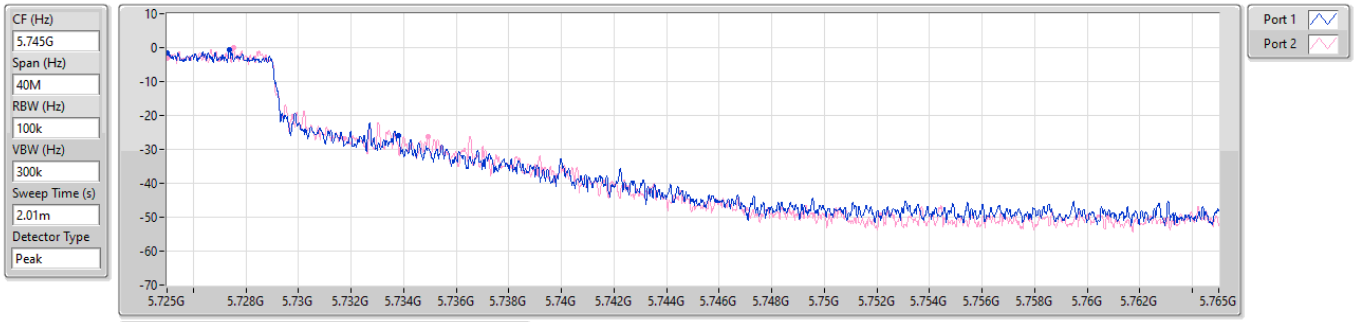

26dB(Hz)	Fl-26dB(Hz)	Fh-26dB(Hz)	Limit(Hz)	Port
8.82M	5.725G	5.73382G	Inf	1
9.94M	5.725G	5.73494G	Inf	2

5.725-5.85GHz_802.11be EHT80_Nss1,(MCS0)_2TX **EBW**

5775MHz

12/11/2024

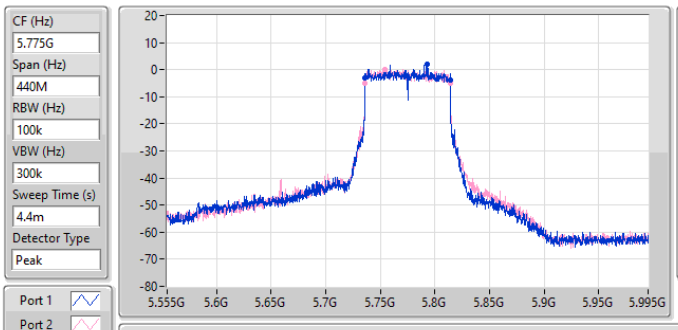

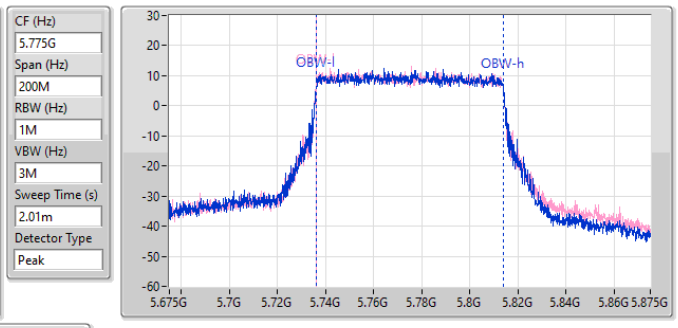

6dB(Hz)	Fl-6dB(Hz)	Fh-6dB(Hz)	OBW(Hz)	Fl-OBW(Hz)	Fh-OBW(Hz)	Limit(Hz)	Port
78.1M	5.73584G	5.81394G	77.524M	5.736161G	5.813685G	500k	1
78.32M	5.73584G	5.81416G	77.576M	5.736106G	5.813682G	500k	2

5.725-5.85GHz_802.11be EHT80_Nss1,(MCS0)_2TX **EBW**

5775MHz

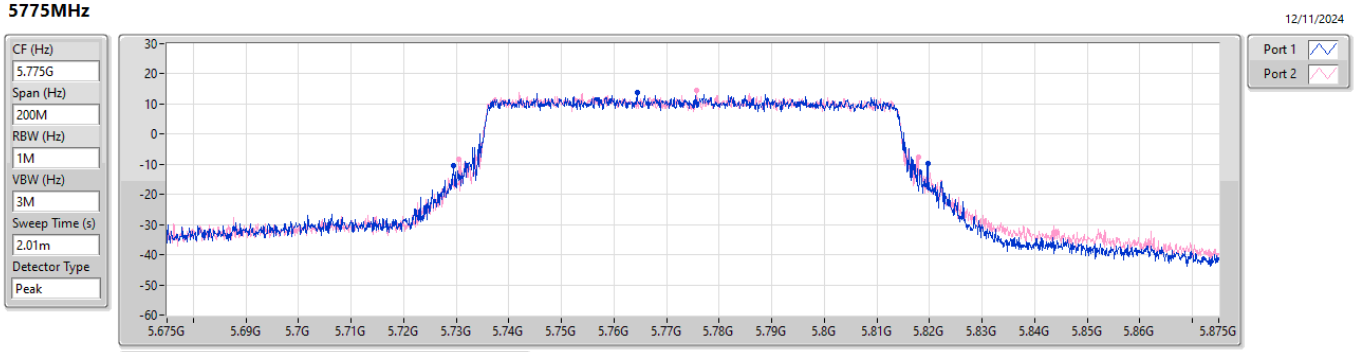

26dB(Hz)	Fl-26dB(Hz)	Fh-26dB(Hz)	Limit(Hz)	Port
90.3M	5.7294G	5.8197G	Inf	1
87.5M	5.7305G	5.818G	Inf	2

5.15-5.25GHz_802.11be EHT160_Nss1,(MCS0)_2TX **EBW**

5250MHz Straddle 5.15-5.25GHz

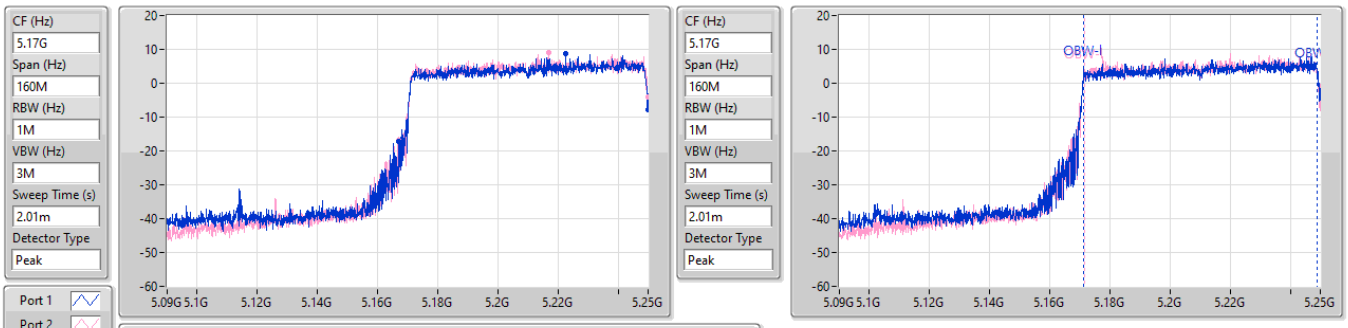

26dB(Hz)	Fl-26dB(Hz)	Fh-26dB(Hz)	OBW(Hz)	Fl-OBW(Hz)	Fh-OBW(Hz)	Limit(Hz)	Port
82.88M	5.16712G	5.25G	77.682M	5.171328G	5.24901G	Inf	1
83.12M	5.16688G	5.25G	77.197M	5.171579G	5.248777G	Inf	2

5.25-5.35GHz_802.11be EHT160_Nss1,(MCS0)_2TX **EBW**

5250MHz Straddle 5.25-5.35GHz

12/11/2024

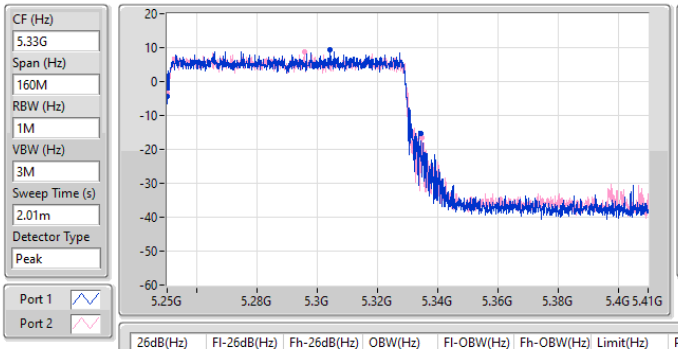

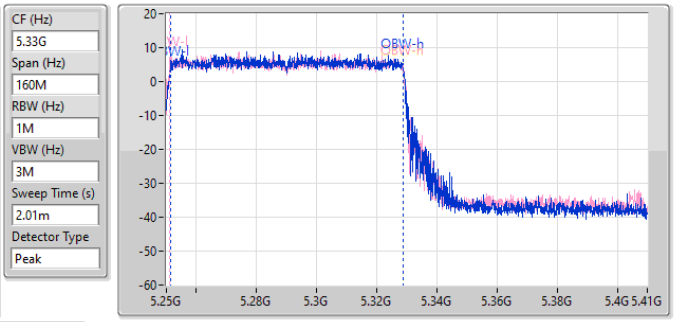

26dB(Hz)	Fl-26dB(Hz)	Fh-26dB(Hz)	OBW(Hz)	Fl-OBW(Hz)	Fh-OBW(Hz)	Limit(Hz)	Port
84.4M	5.25G	5.3344G	77.393M	5.251425G	5.328818G	Inf	1
84.8M	5.25G	5.3348G	77.606M	5.251116G	5.328722G	Inf	2

5.47-5.725GHz_802.11be EHT160_Nss1,(MCS0)_2TX **EBW**

5570MHz

12/11/2024

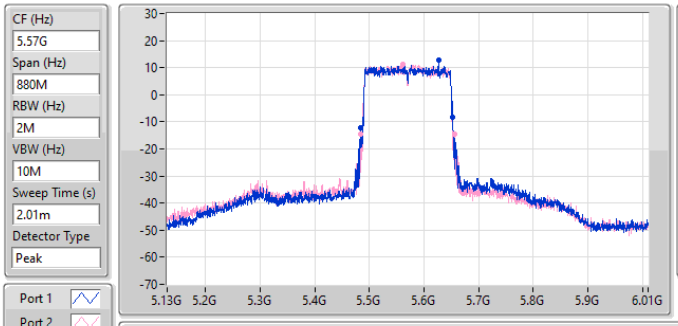

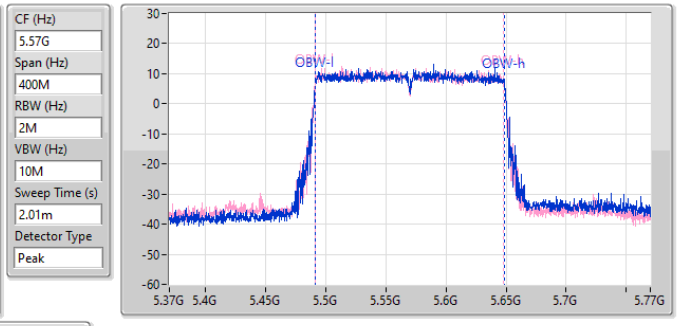

26dB(Hz)	Fl-26dB(Hz)	Fh-26dB(Hz)	OBW(Hz)	Fl-OBW(Hz)	Fh-OBW(Hz)	Limit(Hz)	Port
169.4M	5.48376G	5.65316G	156.707M	5.491652G	5.648358G	Inf	1
172.04M	5.48376G	5.6558G	156.681M	5.491515G	5.648196G	Inf	2

Summary

Mode	Total Power (dBm)	Total Power (W)
5.15-5.25GHz	-	-
802.11a_Nss1,(6Mbps)_2TX	24.74	0.29785
802.11be EHT20_Nss1,(MCS0)_2TX	24.56	0.28576
802.11be EHT20-BF_Nss1,(MCS0)_2TX	24.56	0.28576
802.11be EHT40_Nss1,(MCS0)_2TX	24.20	0.26303
802.11be EHT40-BF_Nss1,(MCS0)_2TX	24.20	0.26303
802.11be EHT80_Nss1,(MCS0)_2TX	21.49	0.14093
802.11be EHT80-BF_Nss1,(MCS0)_2TX	21.49	0.14093
802.11be EHT160_Nss1,(MCS0)_2TX	18.81	0.07603
802.11be EHT160-BF_Nss1,(MCS0)_2TX	18.81	0.07603
5.25-5.35GHz	-	-
802.11a_Nss1,(6Mbps)_2TX	20.00	0.10000
802.11be EHT20_Nss1,(MCS0)_2TX	20.68	0.11695
802.11be EHT20-BF_Nss1,(MCS0)_2TX	20.16	0.10375
802.11be EHT40_Nss1,(MCS0)_2TX	22.35	0.17179
802.11be EHT40-BF_Nss1,(MCS0)_2TX	20.04	0.10093
802.11be EHT80_Nss1,(MCS0)_2TX	22.49	0.17742
802.11be EHT80-BF_Nss1,(MCS0)_2TX	20.14	0.10328
802.11be EHT160_Nss1,(MCS0)_2TX	19.91	0.09795
802.11be EHT160-BF_Nss1,(MCS0)_2TX	19.91	0.09795
5.47-5.725GHz	-	-
802.11a_Nss1,(6Mbps)_2TX	19.98	0.09954
802.11be EHT20_Nss1,(MCS0)_2TX	20.33	0.10789
802.11be EHT20-BF_Nss1,(MCS0)_2TX	19.80	0.09550
802.11be EHT40_Nss1,(MCS0)_2TX	22.77	0.18923
802.11be EHT40-BF_Nss1,(MCS0)_2TX	19.67	0.09268
802.11be EHT80_Nss1,(MCS0)_2TX	22.79	0.19011
802.11be EHT80-BF_Nss1,(MCS0)_2TX	19.84	0.09638
802.11be EHT160_Nss1,(MCS0)_2TX	22.62	0.18281
802.11be EHT160-BF_Nss1,(MCS0)_2TX	19.81	0.09572
5.725-5.85GHz	-	-
802.11a_Nss1,(6Mbps)_2TX	24.95	0.31261
802.11be EHT20_Nss1,(MCS0)_2TX	24.94	0.31189
802.11be EHT20-BF_Nss1,(MCS0)_2TX	24.94	0.31189
802.11be EHT40_Nss1,(MCS0)_2TX	24.77	0.29992
802.11be EHT40-BF_Nss1,(MCS0)_2TX	24.77	0.29992
802.11be EHT80_Nss1,(MCS0)_2TX	23.11	0.20464
802.11be EHT80-BF_Nss1,(MCS0)_2TX	23.11	0.20464

Result

Mode	Result	DG (dBi)	Port 1 (dBm)	Port 2 (dBm)	Total Power (dBm)	Power Limit (dBm)
802.11a_Nss1,(6Mbps)_2TX	-	-	-	-	-	-
5180MHz	Pass	7.40	19.05	18.81	21.94	28.60
5200MHz	Pass	7.40	19.82	20.35	23.10	28.60
5240MHz	Pass	7.40	21.76	21.69	24.74	28.60
5260MHz	Pass	7.40	17.02	16.95	20.00	22.58
5300MHz	Pass	7.40	16.82	16.91	19.88	22.58
5320MHz	Pass	7.40	17.07	16.81	19.95	22.58
5500MHz	Pass	7.10	17.38	16.52	19.98	22.88
5580MHz	Pass	7.10	16.79	16.42	19.62	22.88
5700MHz	Pass	7.10	16.54	16.76	19.66	22.88
5720MHz Straddle 5.47-5.725GHz	Pass	7.10	15.84	15.67	18.77	21.90
5720MHz Straddle 5.725-5.85GHz	Pass	7.00	9.68	9.68	12.69	29.00
5745MHz	Pass	7.00	21.66	21.92	24.80	29.00
5785MHz	Pass	7.00	22.07	21.80	24.95	29.00
5825MHz	Pass	7.00	21.33	21.77	24.57	29.00
802.11be EHT20_Nss1,(MCS0)_2TX	-	-	-	-	-	-
5180MHz	Pass	7.40	19.04	19.03	22.05	28.60
5200MHz	Pass	7.40	19.96	20.59	23.30	28.60
5240MHz	Pass	7.40	21.27	21.82	24.56	28.60
5260MHz	Pass	7.40	17.63	17.71	20.68	22.58
5300MHz	Pass	7.40	17.40	17.80	20.61	22.58
5320MHz	Pass	7.40	17.67	17.61	20.65	22.58
5500MHz	Pass	7.10	17.52	16.76	20.17	22.88
5580MHz	Pass	7.10	17.39	17.24	20.33	22.88
5700MHz	Pass	7.10	17.13	17.45	20.30	22.88
5720MHz Straddle 5.47-5.725GHz	Pass	7.10	16.32	16.37	19.36	21.99
5720MHz Straddle 5.725-5.85GHz	Pass	7.00	11.18	11.31	14.26	29.00
5745MHz	Pass	7.00	21.73	21.83	24.79	29.00
5785MHz	Pass	7.00	21.97	21.88	24.94	29.00
5825MHz	Pass	7.00	21.28	21.65	24.48	29.00
802.11be EHT40_Nss1,(MCS0)_2TX	-	-	-	-	-	-
5190MHz	Pass	7.40	18.43	18.64	21.55	28.60
5230MHz	Pass	7.40	21.12	21.25	24.20	28.60
5270MHz	Pass	7.40	19.21	19.37	22.30	22.58
5310MHz	Pass	7.40	19.24	19.43	22.35	22.58
5510MHz	Pass	7.10	19.83	19.68	22.77	22.88
5550MHz	Pass	7.10	19.30	19.49	22.41	22.88
5670MHz	Pass	7.10	19.61	19.82	22.73	22.88
5710MHz Straddle 5.47-5.725GHz	Pass	7.10	19.37	19.76	22.58	22.88
5710MHz Straddle 5.725-5.85GHz	Pass	7.00	10.05	10.43	13.25	29.00
5755MHz	Pass	7.00	21.50	22.00	24.77	29.00
5795MHz	Pass	7.00	21.47	21.57	24.53	29.00
802.11be EHT80_Nss1,(MCS0)_2TX	-	-	-	-	-	-
5210MHz	Pass	7.40	18.37	18.58	21.49	28.60
5290MHz	Pass	7.40	19.42	19.54	22.49	22.58
5530MHz	Pass	7.10	19.85	19.70	22.79	22.88
5610MHz	Pass	7.10	19.56	19.58	22.58	22.88
5690MHz Straddle 5.47-5.725GHz	Pass	7.10	19.60	19.77	22.70	22.88
5690MHz Straddle 5.725-5.85GHz	Pass	7.00	6.32	6.47	9.41	29.00
5775MHz	Pass	7.00	20.02	20.18	23.11	29.00
802.11be EHT160_Nss1,(MCS0)_2TX	-	-	-	-	-	-
5250MHz Straddle 5.15-5.25GHz	Pass	7.40	15.63	15.96	18.81	28.60
5250MHz Straddle 5.25-5.35GHz	Pass	7.40	16.96	16.83	19.91	22.58
5570MHz	Pass	7.10	19.69	19.52	22.62	22.88
802.11be EHT20-BF_Nss1,(MCS0)_2TX	-	-	-	-	-	-

Mode	Result	DG (dBi)	Port 1 (dBm)	Port 2 (dBm)	Total Power (dBm)	Power Limit (dBm)
5180MHz	Pass	9.69	19.04	19.03	22.05	26.31
5200MHz	Pass	9.69	19.96	20.59	23.30	26.31
5240MHz	Pass	9.69	21.27	21.82	24.56	26.31
5260MHz	Pass	9.74	17.12	17.18	20.16	20.24
5300MHz	Pass	9.74	16.92	17.20	20.07	20.24
5320MHz	Pass	9.74	17.19	17.02	20.12	20.24
5500MHz	Pass	10.06	17.03	16.28	19.68	19.92
5580MHz	Pass	10.06	16.86	16.65	19.77	19.92
5700MHz	Pass	10.06	16.65	16.92	19.80	19.92
5720MHz Straddle 5.47-5.725GHz	Pass	10.06	15.56	15.61	18.60	19.03
5720MHz Straddle 5.725-5.85GHz	Pass	9.29	10.34	10.67	13.52	26.71
5745MHz	Pass	9.29	21.73	21.83	24.79	26.71
5785MHz	Pass	9.29	21.97	21.88	24.94	26.71
5825MHz	Pass	9.29	21.28	21.65	24.48	26.71
802.11be EHT40-BF_Nss1,(MCS0)_2TX	-	-	-	-	-	-
5190MHz	Pass	9.69	18.43	18.64	21.55	26.31
5230MHz	Pass	9.69	21.12	21.25	24.20	26.31
5270MHz	Pass	9.74	16.82	17.07	19.96	20.24
5310MHz	Pass	9.74	16.96	17.09	20.04	20.24
5510MHz	Pass	10.06	16.63	16.37	19.51	19.92
5550MHz	Pass	10.06	16.51	16.63	19.58	19.92
5670MHz	Pass	10.06	16.63	16.68	19.67	19.92
5710MHz Straddle 5.47-5.725GHz	Pass	10.06	16.57	16.69	19.64	19.92
5710MHz Straddle 5.725-5.85GHz	Pass	9.29	7.15	7.29	10.23	26.71
5755MHz	Pass	9.29	21.50	22.00	24.77	26.71
5795MHz	Pass	9.29	21.47	21.57	24.53	26.71
802.11be EHT80-BF_Nss1,(MCS0)_2TX	-	-	-	-	-	-
5210MHz	Pass	9.69	18.37	18.58	21.49	26.31
5290MHz	Pass	9.74	17.08	17.17	20.14	20.24
5530MHz	Pass	10.06	16.62	16.38	19.51	19.92
5610MHz	Pass	10.06	16.92	16.74	19.84	19.92
5690MHz Straddle 5.47-5.725GHz	Pass	10.06	16.70	16.87	19.80	19.92
5690MHz Straddle 5.725-5.85GHz	Pass	9.29	3.56	3.54	6.56	26.71
5775MHz	Pass	9.29	20.02	20.18	23.11	26.71
802.11be EHT160-BF_Nss1,(MCS0)_2TX	-	-	-	-	-	-
5250MHz Straddle 5.15-5.25GHz	Pass	9.69	15.63	15.96	18.81	26.31
5250MHz Straddle 5.25-5.35GHz	Pass	9.74	16.96	16.83	19.91	20.24
5570MHz	Pass	10.06	16.84	16.75	19.81	19.92

DG = Directional Gain; Port X = Port X output power
Inf = There's no restriction for the limit.

5.47-5.725GHz_802.11a_Nss1,(6Mbps)_2TX **AV Power**

5720MHz Straddle 5.47-5.725GHz_TX

12/11/2024

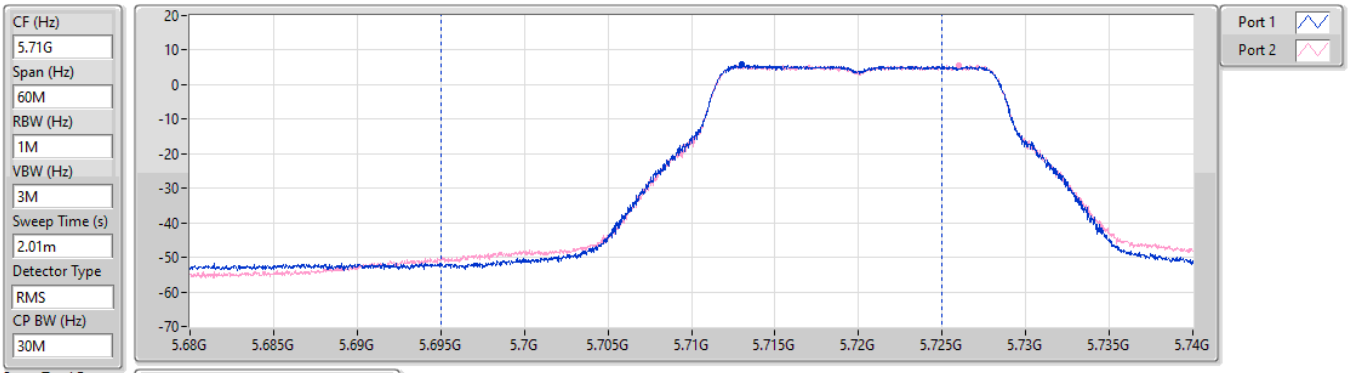

Sum=Total Power
PX=Port X

Sum(dBm)	P1(dBm)	P2(dBm)
18.77	15.84	15.67

5.725-5.85GHz_802.11a_Nss1,(6Mbps)_2TX **AV Power**

5720MHz Straddle 5.725-5.85GHz_TX

12/11/2024

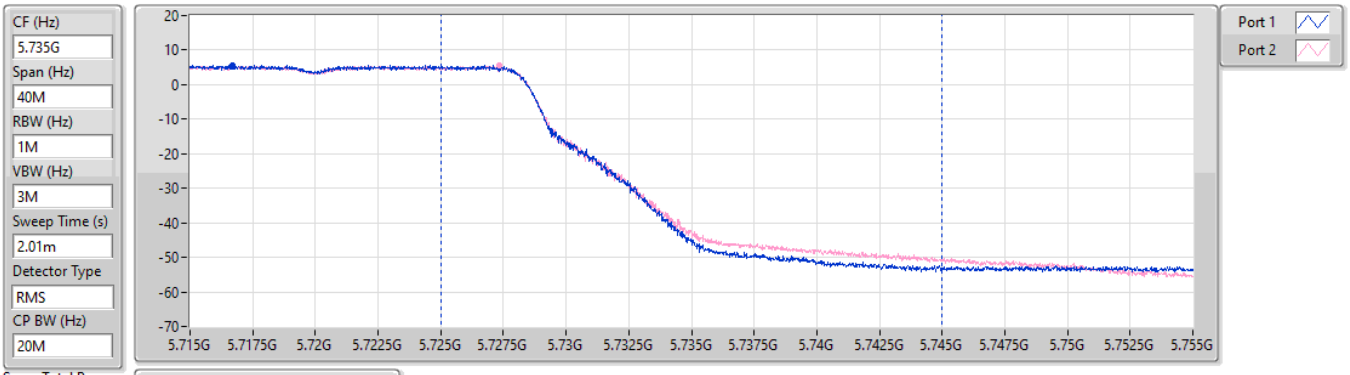

Sum=Total Power
PX=Port X

Sum(dBm)	P1(dBm)	P2(dBm)
12.69	9.68	9.68

5.47-5.725GHz_802.11be EHT20_Nss1,(MCS0)_2TX **AV Power**

5720MHz Straddle 5.47-5.725GHz_TX

12/11/2024

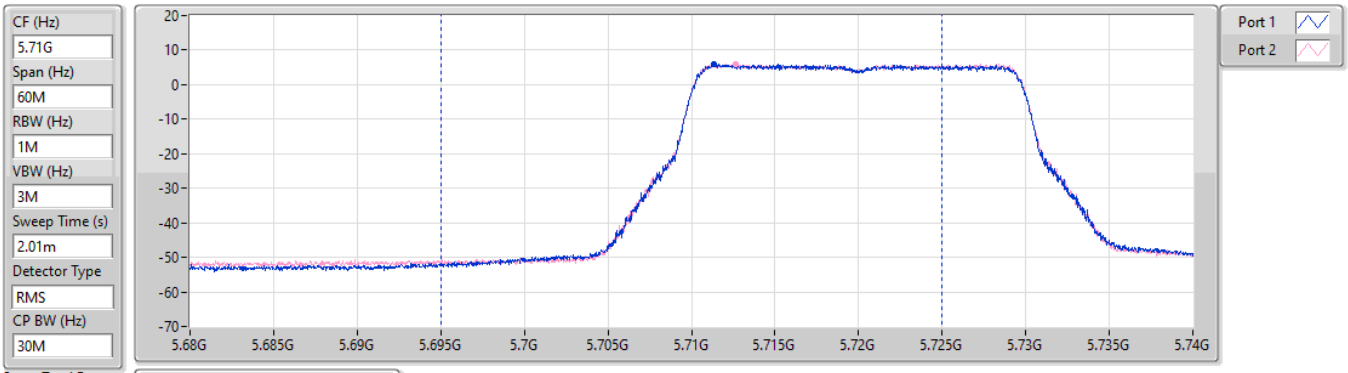

Sum=Total Power
PX=Port X

Sum(dBm)	P1(dBm)	P2(dBm)
19.36	16.32	16.37

5.725-5.85GHz_802.11be EHT20_Nss1,(MCS0)_2TX **AV Power**

5720MHz Straddle 5.725-5.85GHz_TX

12/11/2024

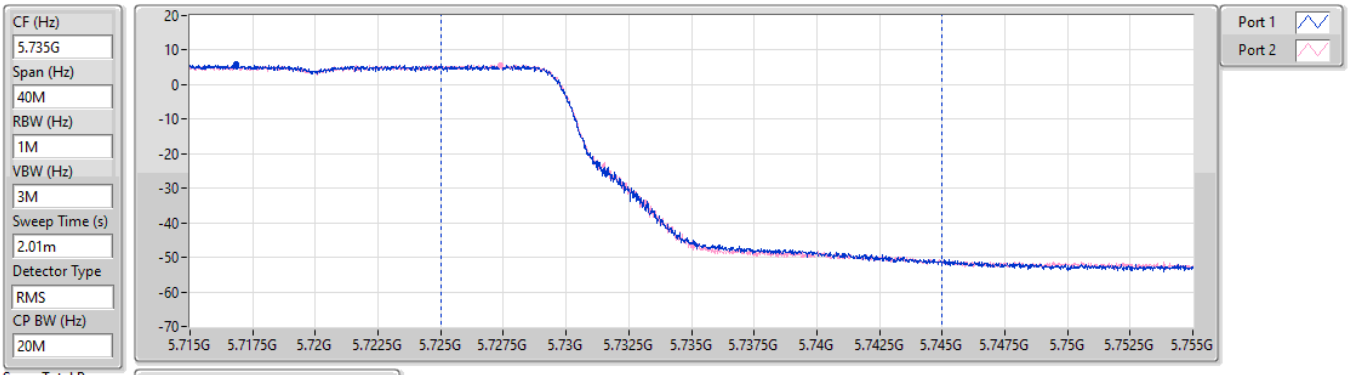

Sum=Total Power
PX=Port X

Sum(dBm)	P1(dBm)	P2(dBm)
14.26	11.18	11.31

5.47-5.725GHz_802.11be EHT40_Nss1,(MCS0)_2TX **AV Power**

5710MHz Straddle 5.47-5.725GHz_TX

12/11/2024

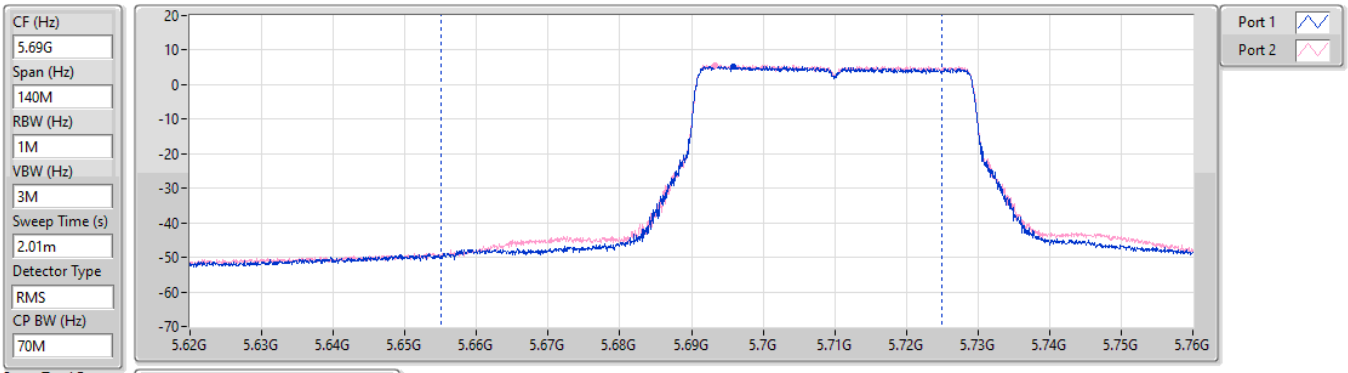

Sum=Total Power
PX=Port X

Sum(dBm)	P1(dBm)	P2(dBm)
22.58	19.37	19.76

5.725-5.85GHz_802.11be EHT40_Nss1,(MCS0)_2TX **AV Power**

5710MHz Straddle 5.725-5.85GHz_TX

12/11/2024

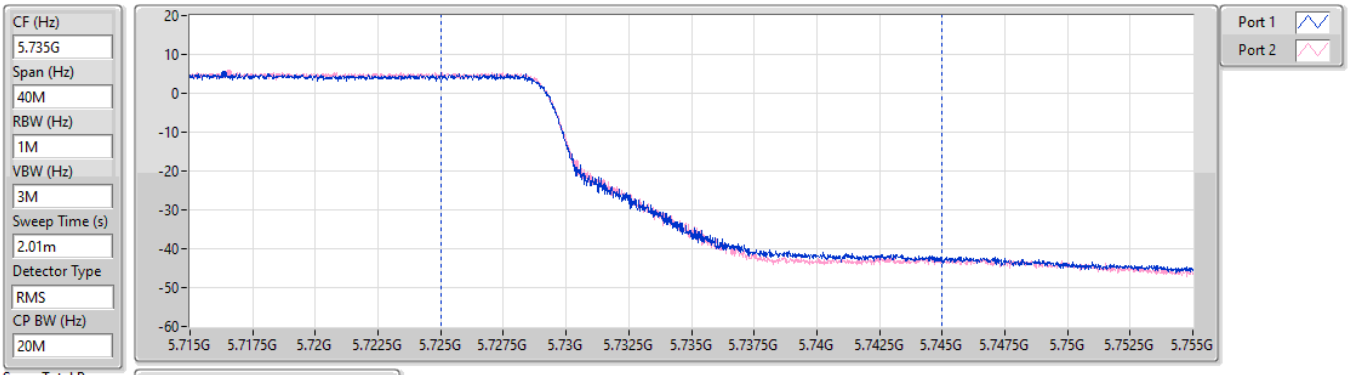

Sum=Total Power
PX=Port X

Sum(dBm)	P1(dBm)	P2(dBm)
13.25	10.05	10.43

5.47-5.725GHz_802.11be EHT80_Nss1,(MCS0)_2TX **AV Power**

5690MHz Straddle 5.47-5.725GHz_TX

12/11/2024

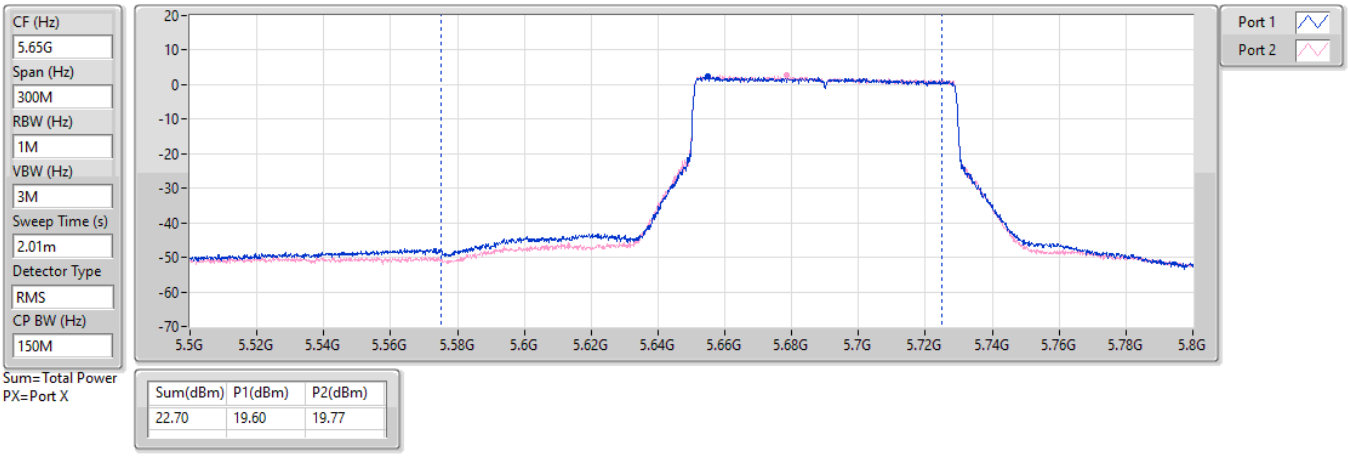

Sum(dBm)	P1(dBm)	P2(dBm)
22.70	19.60	19.77

5.725-5.85GHz_802.11be EHT80_Nss1,(MCS0)_2TX **AV Power**

5690MHz Straddle 5.725-5.85GHz_TX

12/11/2024

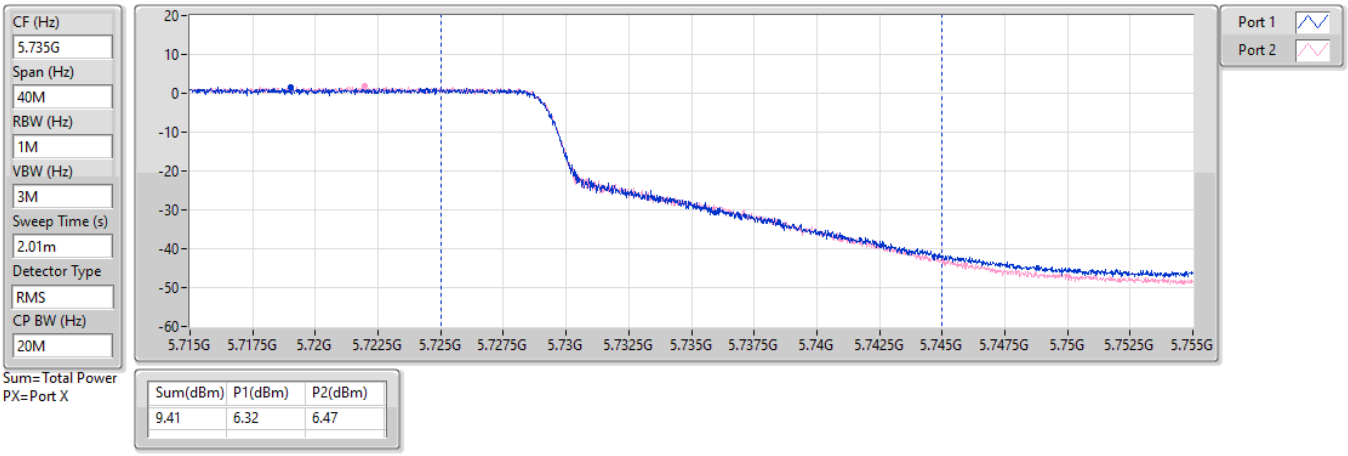

Sum(dBm)	P1(dBm)	P2(dBm)
9.41	6.32	6.47

5.15-5.25GHz_802.11be EHT160_Nss1,(MCS0)_2TX **AV Power**

5250MHz Straddle 5.15-5.25GHz_TX

12/11/2024

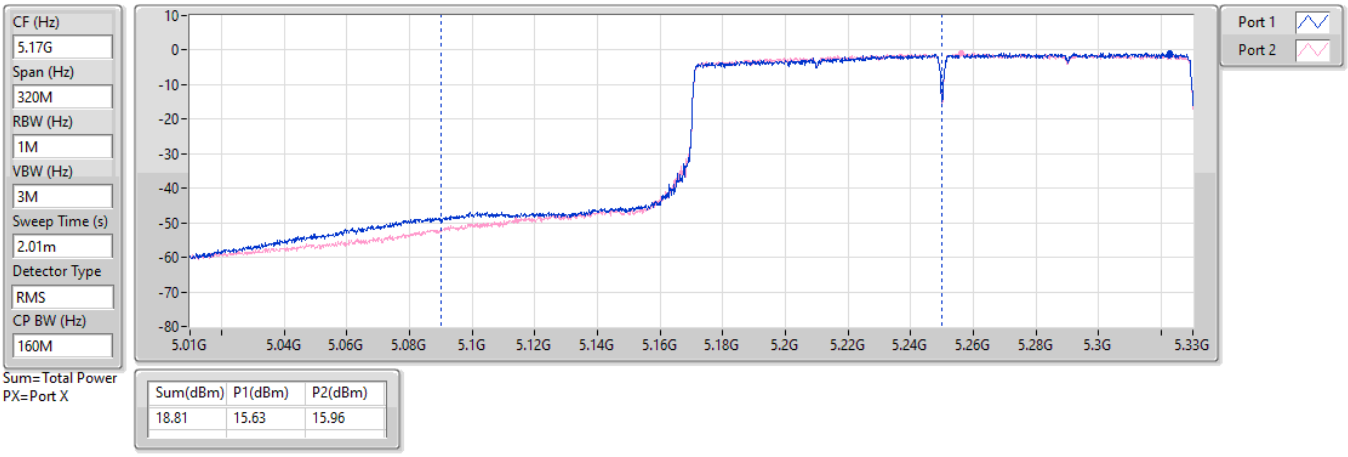

5.25-5.35GHz_802.11be EHT160_Nss1,(MCS0)_2TX **AV Power**

5250MHz Straddle 5.25-5.35GHz_TX

12/11/2024

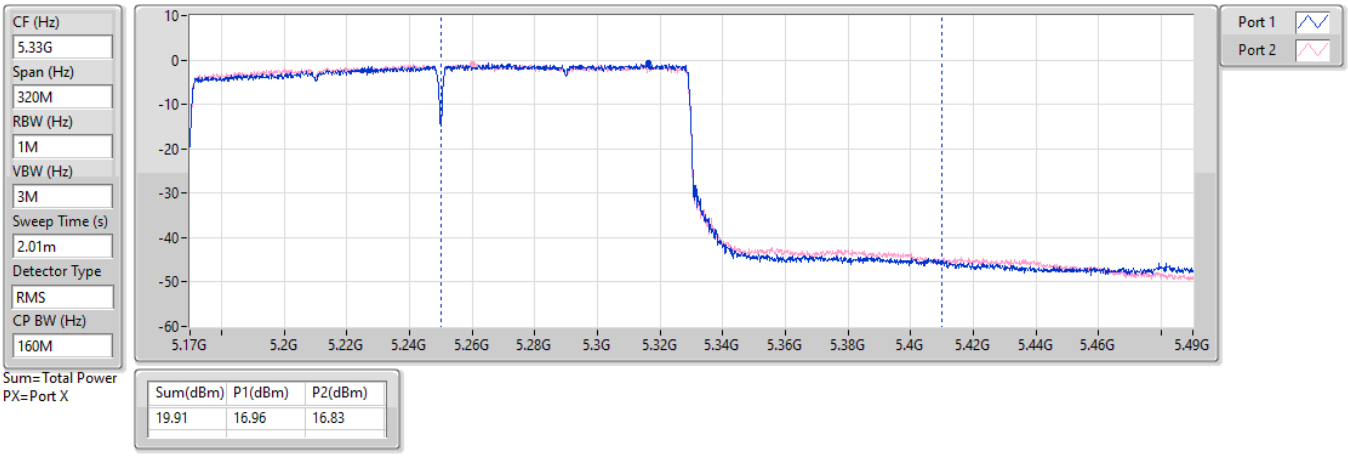

5.47-5.725GHz_802.11be EHT20-BF_Nss1,(MCS0)_2TX **AV Power**

5720MHz Straddle 5.47-5.725GHz_TX

12/11/2024

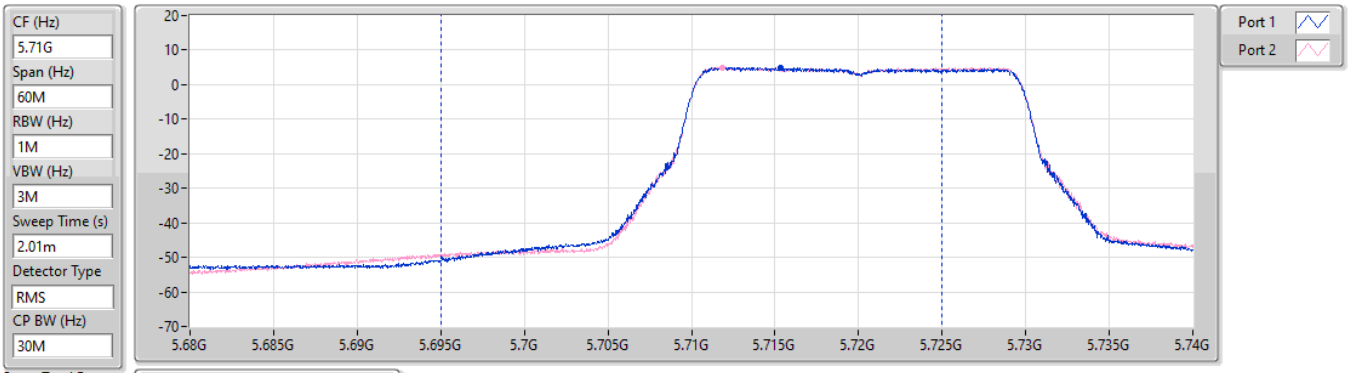

Sum=Total Power
PX=Port X

Sum(dBm)	P1(dBm)	P2(dBm)
18.60	15.56	15.61

5.725-5.85GHz_802.11be EHT20-BF_Nss1,(MCS0)_2TX **AV Power**

5720MHz Straddle 5.725-5.85GHz_TX

12/11/2024

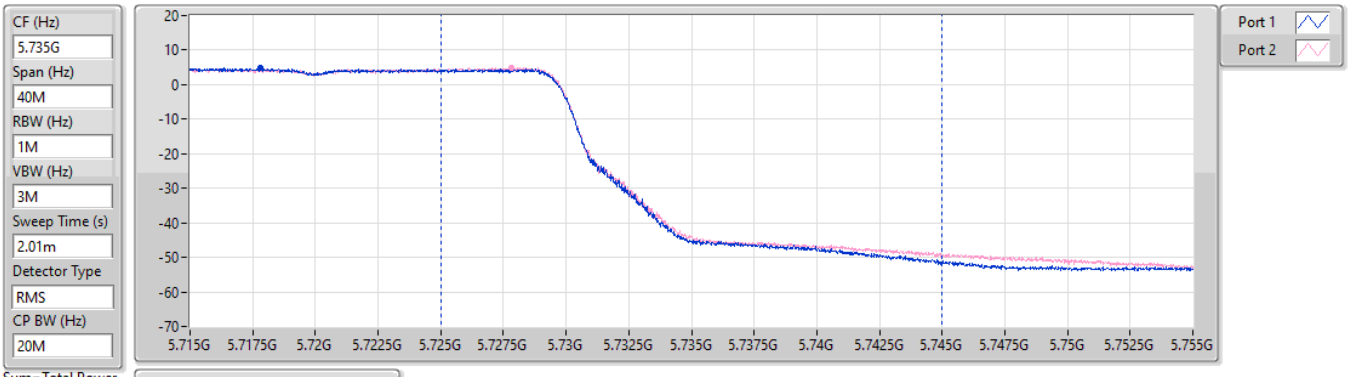

Sum=Total Power
PX=Port X

Sum(dBm)	P1(dBm)	P2(dBm)
13.52	10.34	10.67

5.47-5.725GHz_802.11be EHT40-BF_Nss1,(MCS0)_2TX **AV Power**

5710MHz Straddle 5.47-5.725GHz_TX

12/11/2024

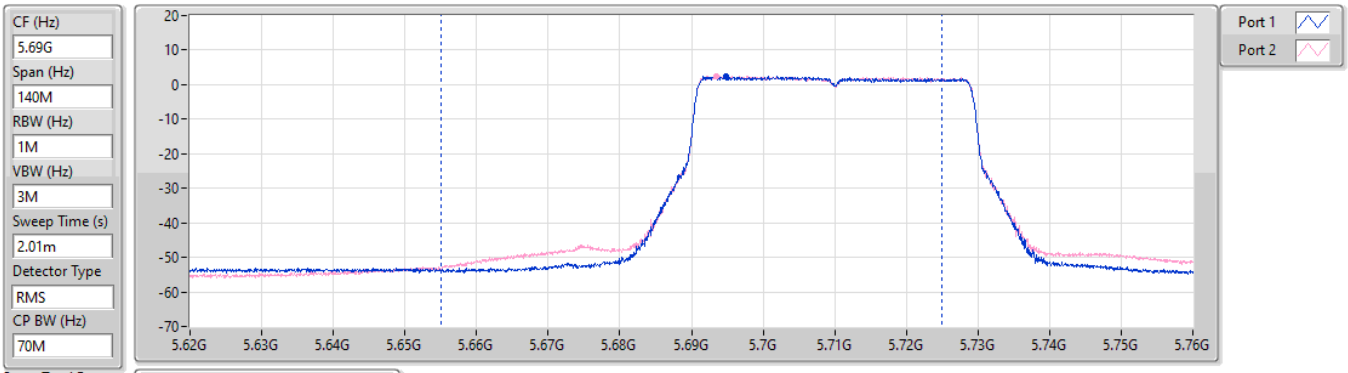

Sum=Total Power
PX=Port X

Sum(dBm)	P1(dBm)	P2(dBm)
19.64	16.57	16.69

5.725-5.85GHz_802.11be EHT40-BF_Nss1,(MCS0)_2TX **AV Power**

5710MHz Straddle 5.725-5.85GHz_TX

12/11/2024

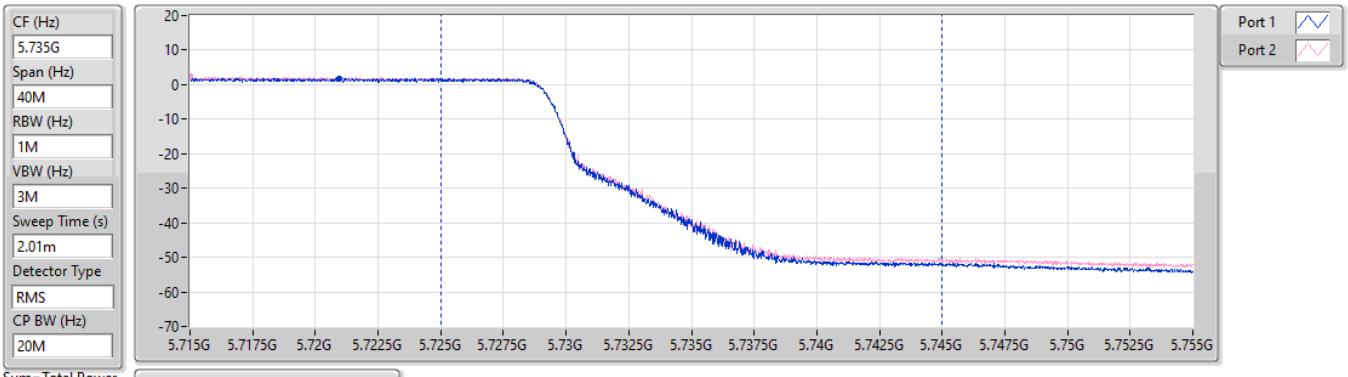

Sum=Total Power
PX=Port X

Sum(dBm)	P1(dBm)	P2(dBm)
10.23	7.15	7.29

5.47-5.725GHz_802.11be EHT80-BF_Nss1,(MCS0)_2TX **AV Power**

5690MHz Straddle 5.47-5.725GHz_TX

12/11/2024

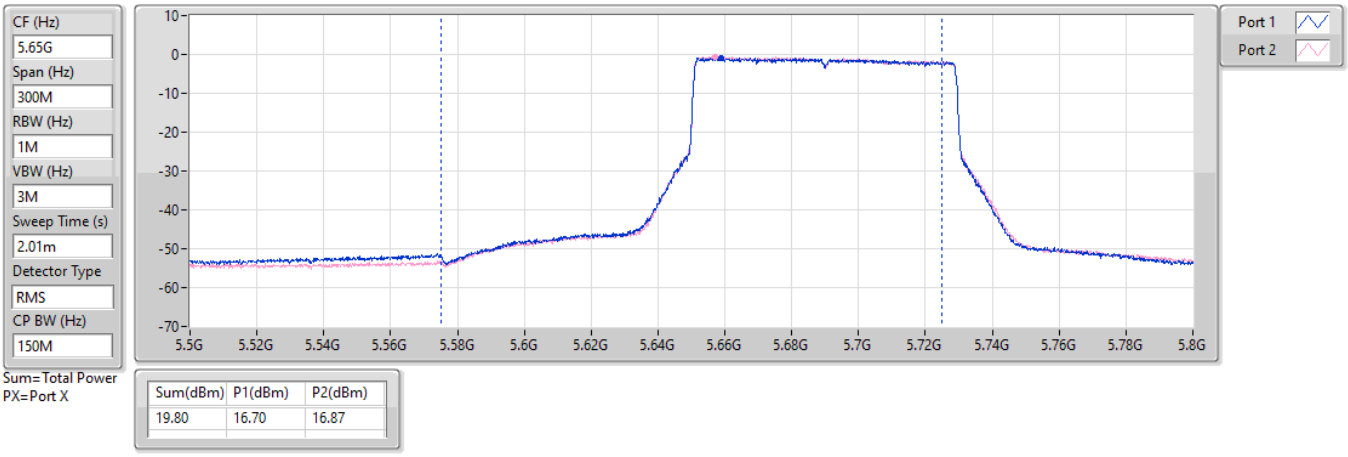

5.725-5.85GHz_802.11be EHT80-BF_Nss1,(MCS0)_2TX **AV Power**

5690MHz Straddle 5.725-5.85GHz_TX

12/11/2024

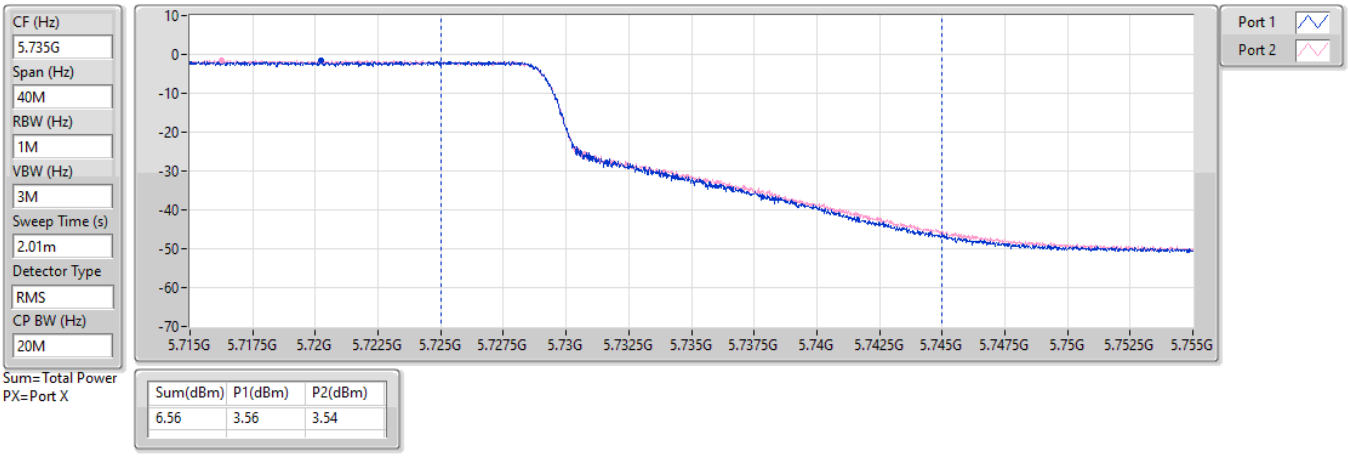

Summary

Mode	PD (dBm/RBW)
5.15-5.25GHz	-
802.11a_Nss1,(6Mbps)_2TX	11.81
802.11be EHT20_Nss1,(MCS0)_2TX	11.34
802.11be EHT40_Nss1,(MCS0)_2TX	7.90
802.11be EHT80_Nss1,(MCS0)_2TX	2.73
802.11be EHT160_Nss1,(MCS0)_2TX	-0.20
5.25-5.35GHz	-
802.11a_Nss1,(6Mbps)_2TX	7.06
802.11be EHT20_Nss1,(MCS0)_2TX	7.21
802.11be EHT40_Nss1,(MCS0)_2TX	5.84
802.11be EHT80_Nss1,(MCS0)_2TX	2.88
802.11be EHT160_Nss1,(MCS0)_2TX	-0.00
5.47-5.725GHz	-
802.11a_Nss1,(6Mbps)_2TX	6.91
802.11be EHT20_Nss1,(MCS0)_2TX	6.89
802.11be EHT40_Nss1,(MCS0)_2TX	6.56
802.11be EHT80_Nss1,(MCS0)_2TX	3.40
802.11be EHT160_Nss1,(MCS0)_2TX	0.22
5.725-5.85GHz	-
802.11a_Nss1,(6Mbps)_2TX	10.68
802.11be EHT20_Nss1,(MCS0)_2TX	10.14
802.11be EHT40_Nss1,(MCS0)_2TX	6.88
802.11be EHT80_Nss1,(MCS0)_2TX	2.15

RBW = 500kHz for 5.725-5.85GHz band / 1MHz for other band;

Result

Mode	Result	DG (dBi)	Port 1 (dBm/RBW)	Port 2 (dBm/RBW)	PD (dBm/RBW)	PD Limit (dBm/RBW)
802.11a_Nss1,(6Mbps)_2TX	-	-	-	-	-	-
5180MHz	Pass	9.69	6.28	6.24	9.24	13.31
5200MHz	Pass	9.69	7.02	7.82	10.40	13.31
5240MHz	Pass	9.69	8.88	8.87	11.81	13.31
5260MHz	Pass	9.74	4.04	4.02	6.98	7.26
5300MHz	Pass	9.74	3.81	3.91	6.83	7.26
5320MHz	Pass	9.74	4.14	4.03	7.06	7.26
5500MHz	Pass	10.06	4.33	3.50	6.91	6.94
5580MHz	Pass	10.06	3.73	3.52	6.61	6.94
5700MHz	Pass	10.06	3.64	3.72	6.67	6.94
5720MHz Straddle 5.47-5.725GHz	Pass	10.06	3.86	3.64	6.72	6.94
5720MHz Straddle 5.725-5.85GHz	Pass	9.29	2.08	2.03	5.02	26.71
5745MHz	Pass	9.29	7.19	7.62	10.38	26.71
5785MHz	Pass	9.29	7.80	7.69	10.68	26.71
5825MHz	Pass	9.29	7.35	7.80	10.52	26.71
802.11be EHT20_Nss1,(MCS0)_2TX	-	-	-	-	-	-
5180MHz	Pass	9.69	5.74	5.93	8.82	13.31
5200MHz	Pass	9.69	6.68	7.33	10.00	13.31
5240MHz	Pass	9.69	8.33	8.42	11.34	13.31
5260MHz	Pass	9.74	4.19	4.26	7.21	7.26
5300MHz	Pass	9.74	3.78	4.18	6.97	7.26
5320MHz	Pass	9.74	4.13	4.26	7.16	7.26
5500MHz	Pass	10.06	3.96	3.36	6.64	6.94
5580MHz	Pass	10.06	3.80	3.80	6.79	6.94
5700MHz	Pass	10.06	3.66	4.10	6.86	6.94
5720MHz Straddle 5.47-5.725GHz	Pass	10.06	3.96	3.86	6.89	6.94
5720MHz Straddle 5.725-5.85GHz	Pass	9.29	1.90	2.21	5.05	26.71
5745MHz	Pass	9.29	6.83	7.18	9.95	26.71
5785MHz	Pass	9.29	7.10	7.22	10.14	26.71
5825MHz	Pass	9.29	6.81	7.31	10.01	26.71
802.11be EHT40_Nss1,(MCS0)_2TX	-	-	-	-	-	-
5190MHz	Pass	9.69	2.60	2.71	5.67	13.31
5230MHz	Pass	9.69	5.00	4.85	7.90	13.31
5270MHz	Pass	9.74	2.84	2.87	5.80	7.26
5310MHz	Pass	9.74	2.74	3.01	5.84	7.26
5510MHz	Pass	10.06	3.45	3.17	6.24	6.94
5550MHz	Pass	10.06	2.84	2.95	5.87	6.94
5670MHz	Pass	10.06	3.34	3.58	6.44	6.94
5710MHz Straddle 5.47-5.725GHz	Pass	10.06	3.44	3.75	6.56	6.94
5710MHz Straddle 5.725-5.85GHz	Pass	9.29	1.26	1.65	4.43	26.71
5755MHz	Pass	9.29	3.59	4.16	6.82	26.71
5795MHz	Pass	9.29	4.05	3.78	6.88	26.71
802.11be EHT80_Nss1,(MCS0)_2TX	-	-	-	-	-	-
5210MHz	Pass	9.69	-0.08	-0.36	2.73	13.31
5290MHz	Pass	9.74	-0.12	-0.01	2.88	7.26
5530MHz	Pass	10.06	0.37	0.10	3.19	6.94
5610MHz	Pass	10.06	0.17	0.18	3.13	6.94
5690MHz Straddle 5.47-5.725GHz	Pass	10.06	0.33	0.54	3.40	6.94
5690MHz Straddle 5.725-5.85GHz	Pass	9.29	-2.35	-2.18	0.73	26.71
5775MHz	Pass	9.29	-0.90	-0.63	2.15	26.71
802.11be EHT160_Nss1,(MCS0)_2TX	-	-	-	-	-	-
5250MHz Straddle 5.15-5.25GHz	Pass	9.69	-3.17	-3.12	-0.20	13.31
5250MHz Straddle 5.25-5.35GHz	Pass	9.74	-2.93	-2.87	-0.00	7.26
5570MHz	Pass	10.06	-2.68	-2.73	0.22	6.94

DG = Directional Gain; RBW = 500kHz for 5.725-5.85GHz band / 1MHz for other band;
PD = trace bin-by-bin of each transmits port summing can be performed maximum power density; Port X = Port X Power Density;
Inf = There's no restriction for the limit.

5.15-5.25GHz_802.11a_Nss1,(6Mbps)_2TX **PSD**

5180MHz

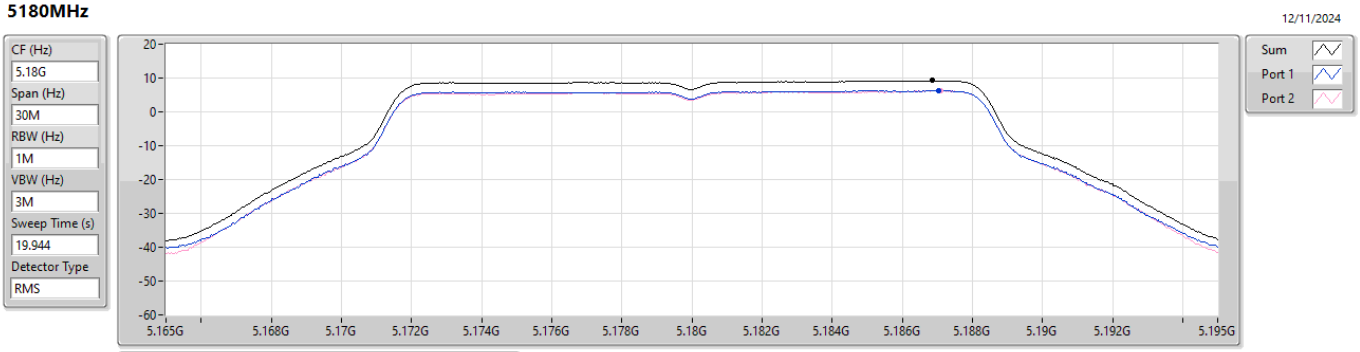

Sum	PD	Port 1	Port 2
(dBm/RBW)	(dBm/RBW)	(dBm/RBW)	(dBm/RBW)
9.24	9.24	6.28	6.24

5.15-5.25GHz_802.11a_Nss1,(6Mbps)_2TX **PSD**

5200MHz

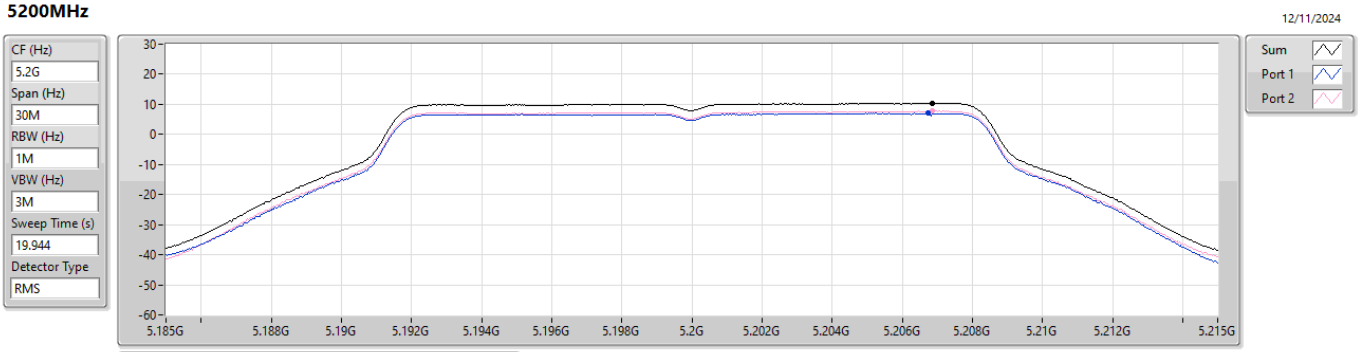

Sum	PD	Port 1	Port 2
(dBm/RBW)	(dBm/RBW)	(dBm/RBW)	(dBm/RBW)
10.40	10.40	7.02	7.82

5.15-5.25GHz_802.11a_Nss1,(6Mbps)_2TX **PSD**

5240MHz

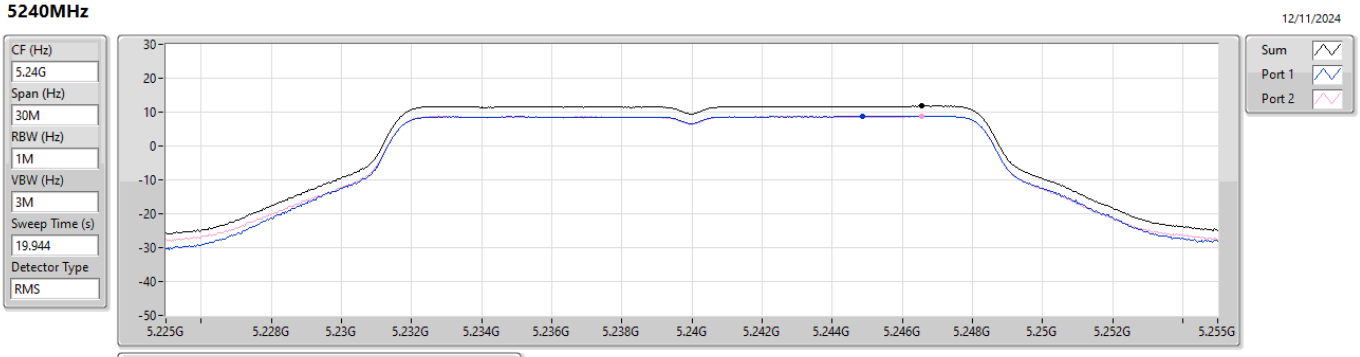

Sum	PD	Port 1	Port 2
(dBm/RBW)	(dBm/RBW)	(dBm/RBW)	(dBm/RBW)
11.81	11.81	8.88	8.87

5.25-5.35GHz_802.11a_Nss1,(6Mbps)_2TX **PSD**

5260MHz

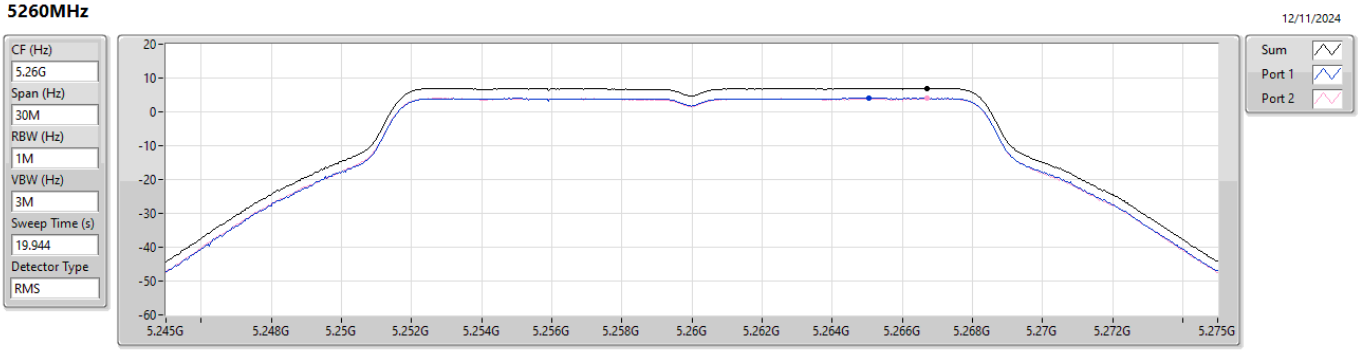

Sum	PD	Port 1	Port 2
(dBm/RBW)	(dBm/RBW)	(dBm/RBW)	(dBm/RBW)
6.98	6.98	4.04	4.02

5.25-5.35GHz_802.11a_Nss1,(6Mbps)_2TX **PSD**

5300MHz

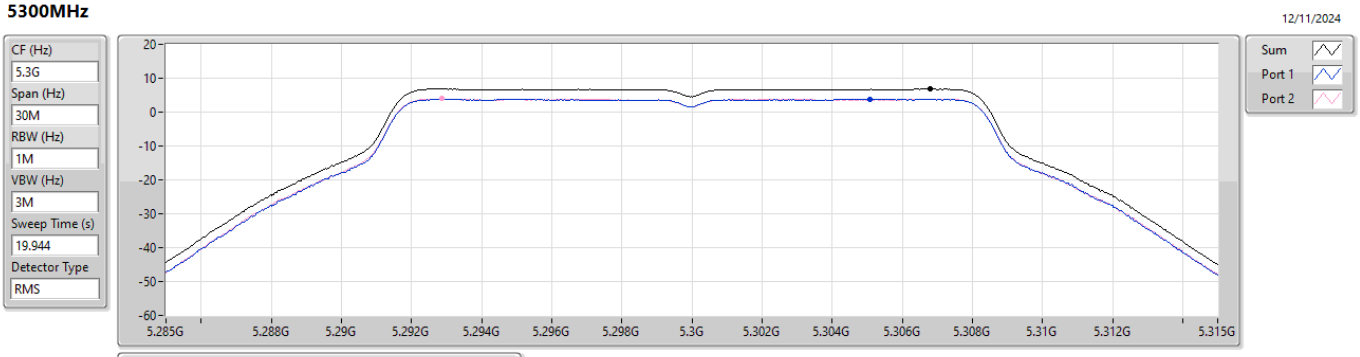

Sum	PD	Port 1	Port 2
(dBm/RBW)	(dBm/RBW)	(dBm/RBW)	(dBm/RBW)
6.83	6.83	3.81	3.91

5.25-5.35GHz_802.11a_Nss1,(6Mbps)_2TX **PSD**

5320MHz

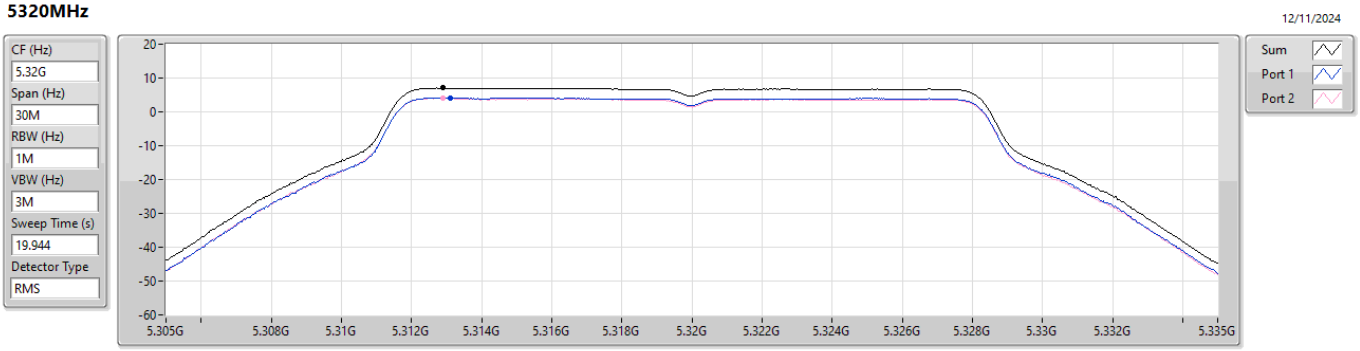

Sum	PD	Port 1	Port 2
(dBm/RBW)	(dBm/RBW)	(dBm/RBW)	(dBm/RBW)
7.06	7.06	4.14	4.03

5.47-5.725GHz_802.11a_Nss1,(6Mbps)_2TX **PSD**

5500MHz

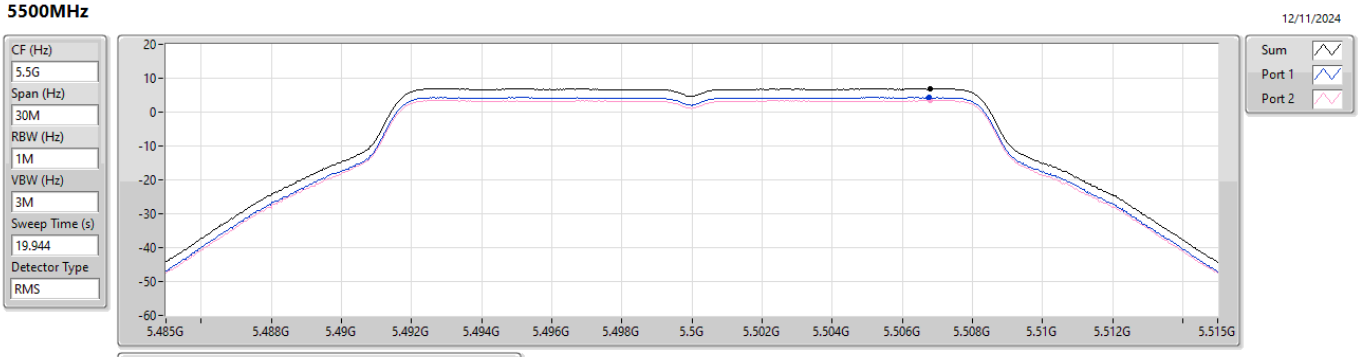

Sum	PD	Port 1	Port 2
(dBm/RBW)	(dBm/RBW)	(dBm/RBW)	(dBm/RBW)
6.91	6.91	4.33	3.50

5.47-5.725GHz_802.11a_Nss1,(6Mbps)_2TX **PSD**

5580MHz

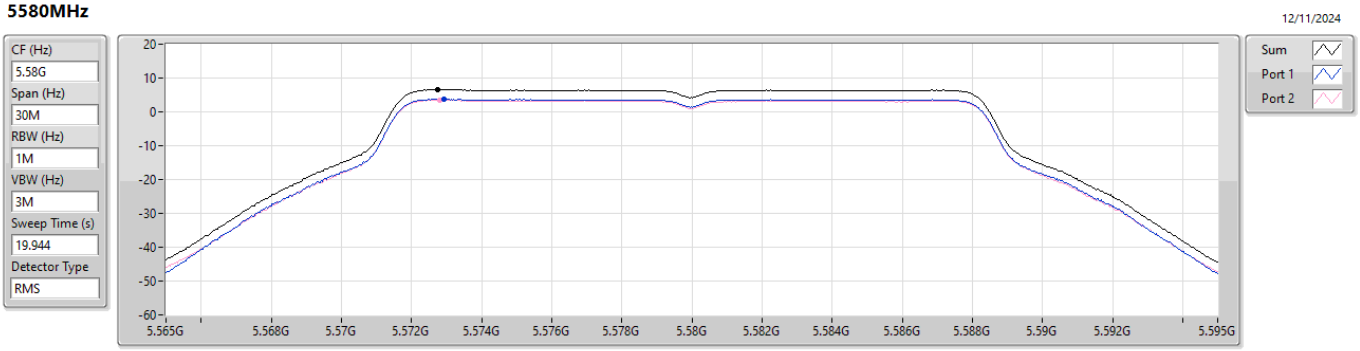

Sum	PD	Port 1	Port 2
(dBm/RBW)	(dBm/RBW)	(dBm/RBW)	(dBm/RBW)
6.61	6.61	3.73	3.52

5.47-5.725GHz_802.11a_Nss1,(6Mbps)_2TX **PSD**

5700MHz

12/11/2024

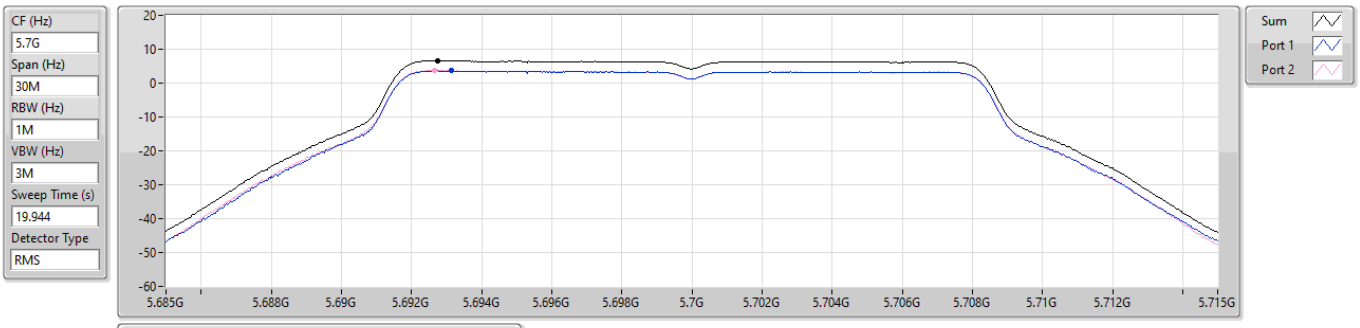

Sum	PD	Port 1	Port 2
(dBm/RBW)	(dBm/RBW)	(dBm/RBW)	(dBm/RBW)
6.67	6.67	3.64	3.72

5.47-5.725GHz_802.11a_Nss1,(6Mbps)_2TX **PSD**

5720MHz Straddle 5.47-5.725GHz

12/11/2024

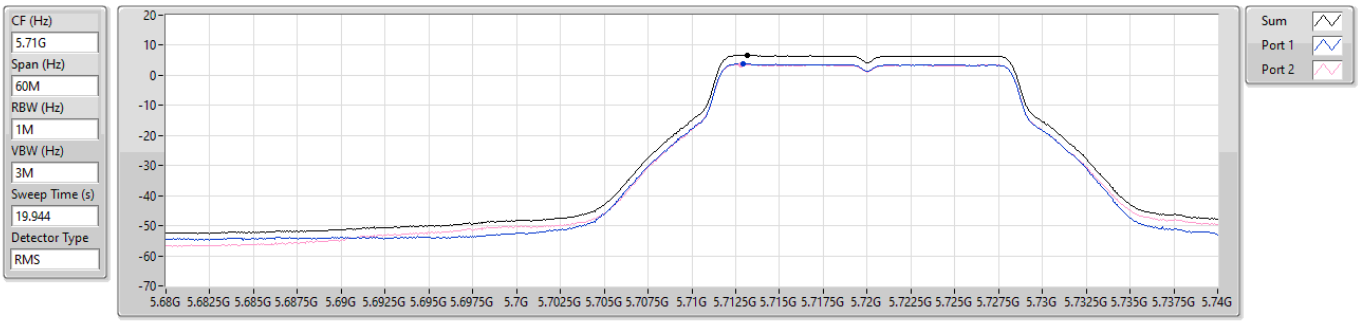

Sum	PD	Port 1	Port 2
(dBm/RBW)	(dBm/RBW)	(dBm/RBW)	(dBm/RBW)
6.72	6.72	3.86	3.64

5.725-5.85GHz_802.11a_Nss1,(6Mbps)_2TX **PSD**

5720MHz Straddle 5.725-5.85GHz

12/11/2024

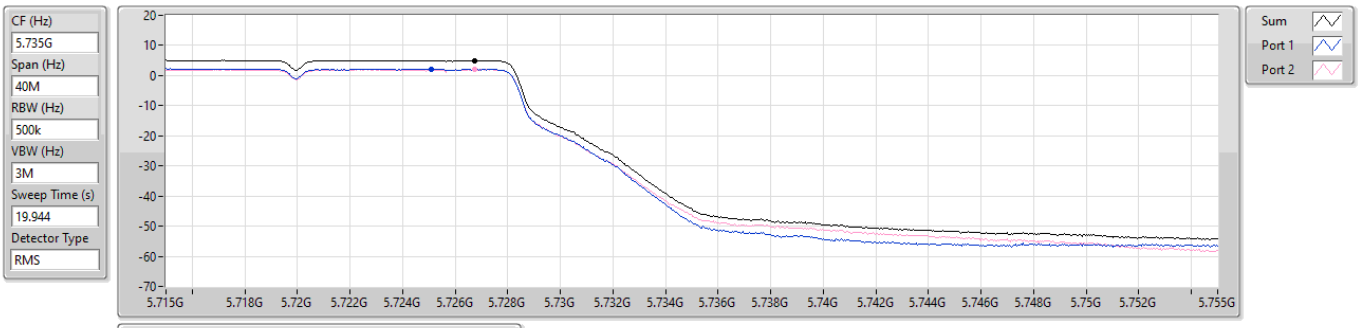

Sum	PD	Port 1	Port 2
(dBm/RBW)	(dBm/RBW)	(dBm/RBW)	(dBm/RBW)
5.02	5.02	2.08	2.03

5.725-5.85GHz_802.11a_Nss1,(6Mbps)_2TX **PSD**

5745MHz

12/11/2024

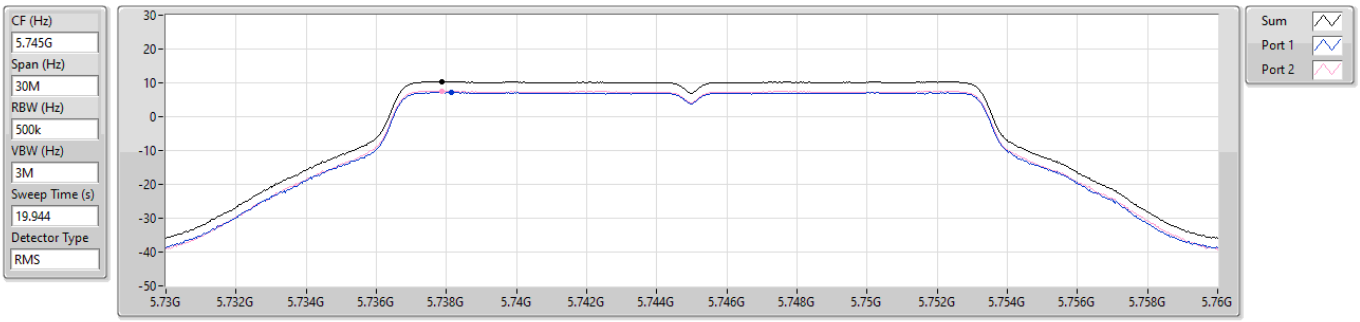

Sum	PD	Port 1	Port 2
(dBm/RBW)	(dBm/RBW)	(dBm/RBW)	(dBm/RBW)
10.38	10.38	7.19	7.62

5.725-5.85GHz_802.11a_Nss1,(6Mbps)_2TX **PSD**

5785MHz

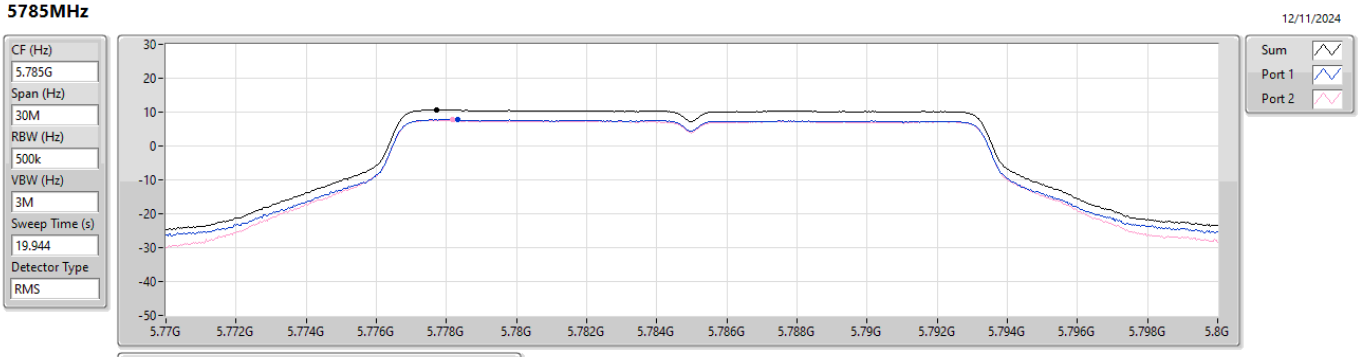

Sum	PD	Port 1	Port 2
(dBm/RBW)	(dBm/RBW)	(dBm/RBW)	(dBm/RBW)
10.68	10.68	7.80	7.69

5.725-5.85GHz_802.11a_Nss1,(6Mbps)_2TX **PSD**

5825MHz

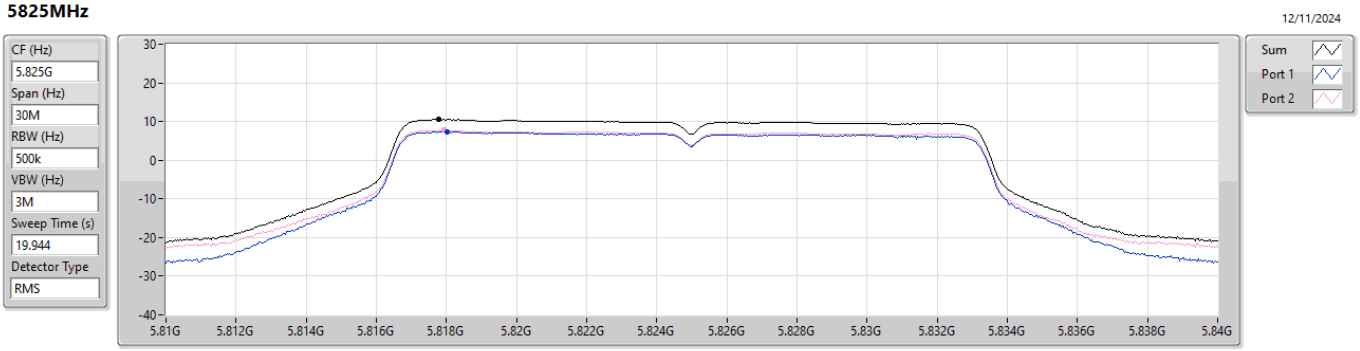

Sum	PD	Port 1	Port 2
(dBm/RBW)	(dBm/RBW)	(dBm/RBW)	(dBm/RBW)
10.52	10.52	7.35	7.80

5.15-5.25GHz_802.11be EHT20_Nss1,(MCS0)_2TX **PSD**

5180MHz

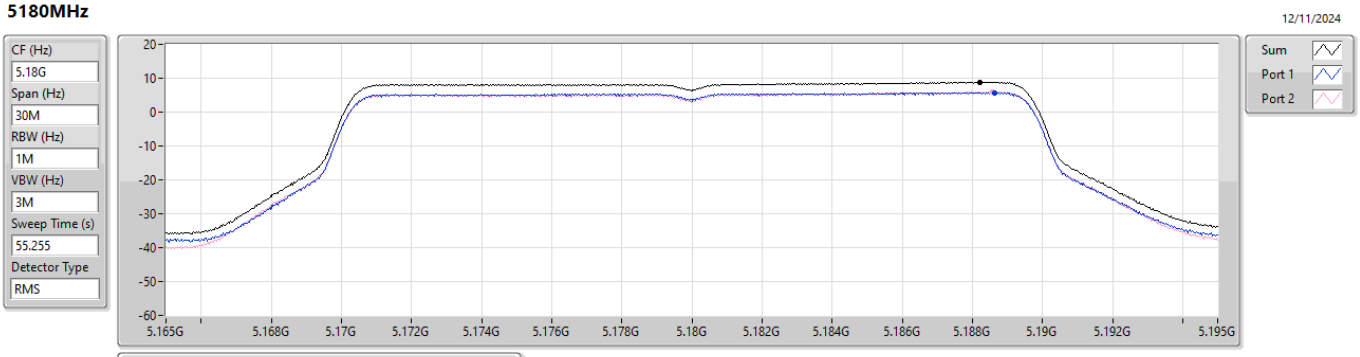

Sum	PD	Port 1	Port 2
(dBm/RBW)	(dBm/RBW)	(dBm/RBW)	(dBm/RBW)
8.82	8.82	5.74	5.93

5.15-5.25GHz_802.11be EHT20_Nss1,(MCS0)_2TX **PSD**

5200MHz

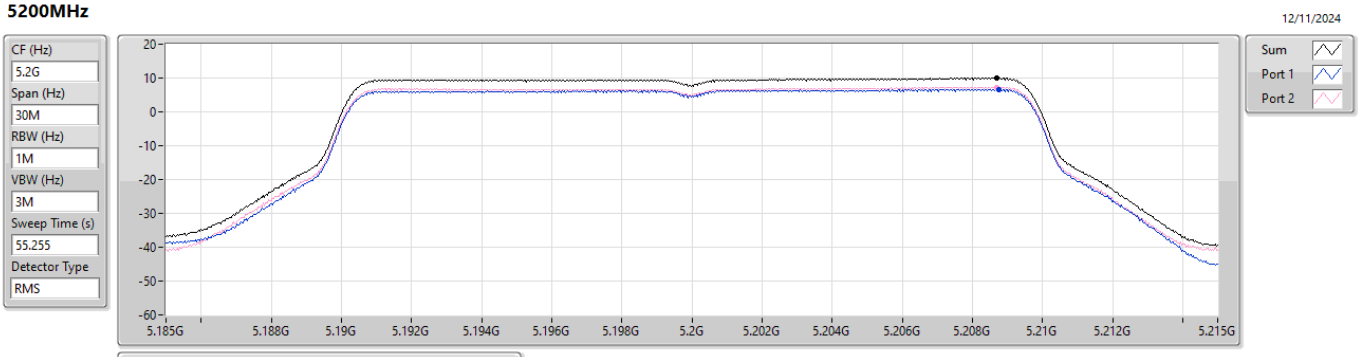

Sum	PD	Port 1	Port 2
(dBm/RBW)	(dBm/RBW)	(dBm/RBW)	(dBm/RBW)
10.00	10.00	6.68	7.33

5.15-5.25GHz_802.11be EHT20_Nss1,(MCS0)_2TX **PSD**

5240MHz

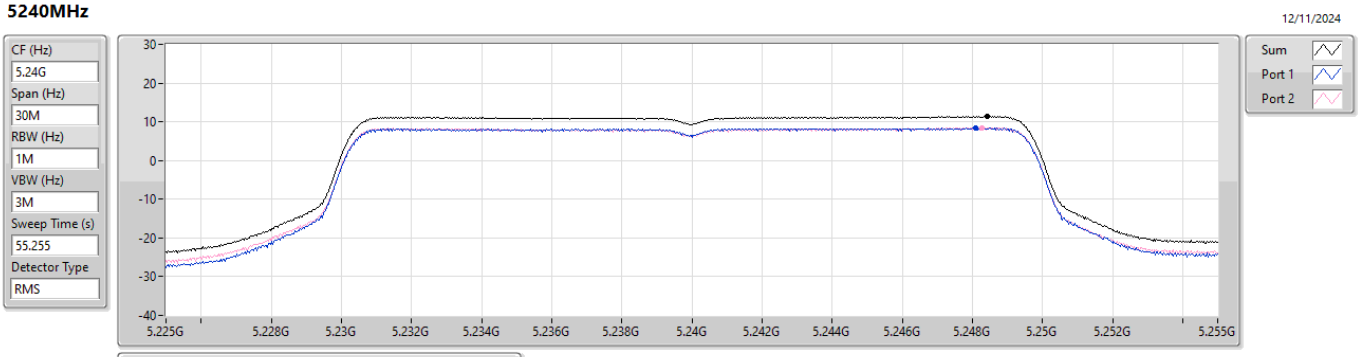

Sum	PD	Port 1	Port 2
(dBm/RBW)	(dBm/RBW)	(dBm/RBW)	(dBm/RBW)
11.34	11.34	8.33	8.42

5.25-5.35GHz_802.11be EHT20_Nss1,(MCS0)_2TX **PSD**

5260MHz

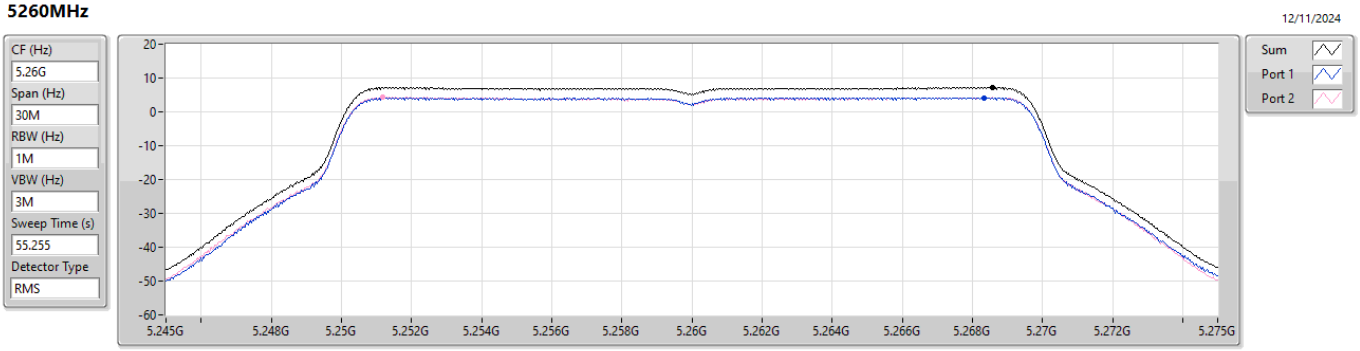

Sum	PD	Port 1	Port 2
(dBm/RBW)	(dBm/RBW)	(dBm/RBW)	(dBm/RBW)
7.21	7.21	4.19	4.26

5.25-5.35GHz_802.11be EHT20_Nss1,(MCS0)_2TX **PSD**

5300MHz

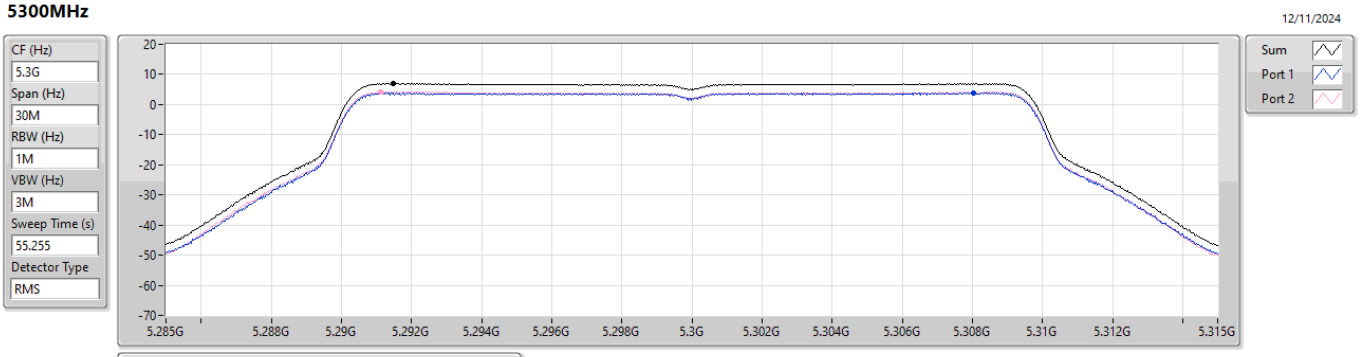

Sum	PD	Port 1	Port 2
(dBm/RBW)	(dBm/RBW)	(dBm/RBW)	(dBm/RBW)
6.97	6.97	3.78	4.18

5.25-5.35GHz_802.11be EHT20_Nss1,(MCS0)_2TX **PSD**

5320MHz

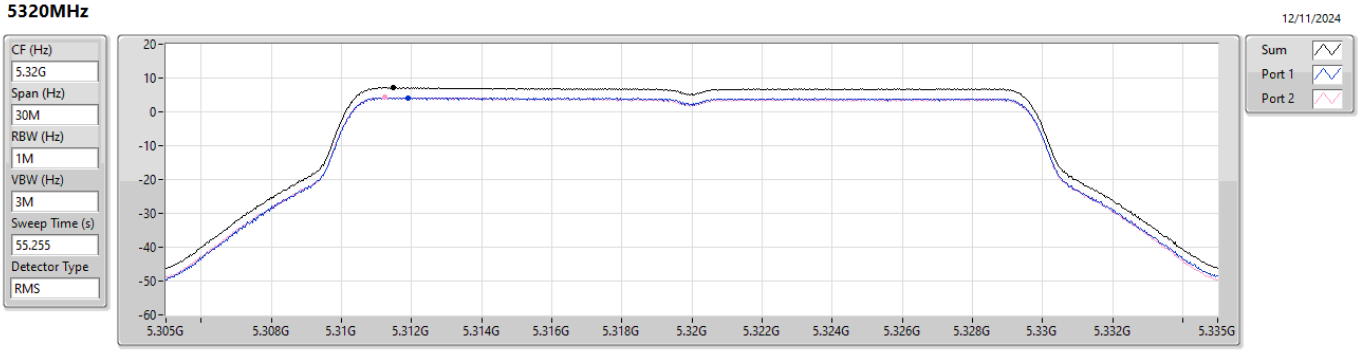

Sum	PD	Port 1	Port 2
(dBm/RBW)	(dBm/RBW)	(dBm/RBW)	(dBm/RBW)
7.16	7.16	4.13	4.26

5.47-5.725GHz_802.11be EHT20_Nss1,(MCS0)_2TX **PSD**

5500MHz

12/11/2024

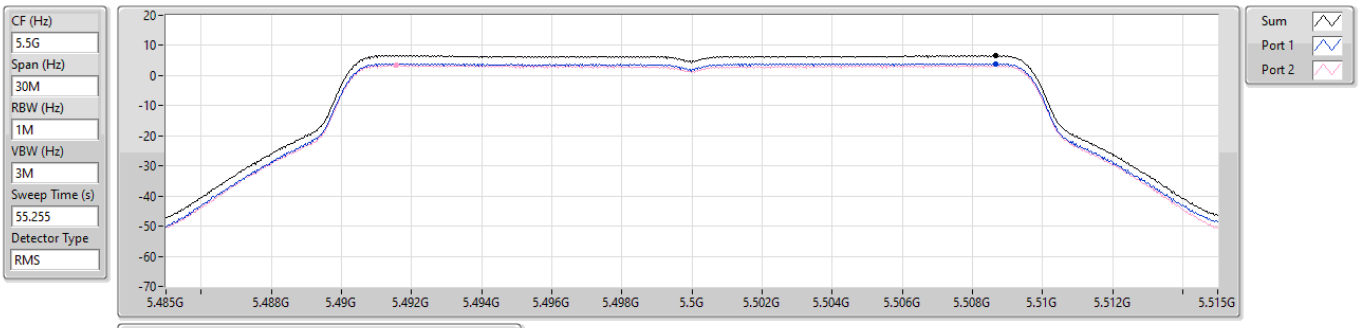

Sum	PD	Port 1	Port 2
(dBm/RBW)	(dBm/RBW)	(dBm/RBW)	(dBm/RBW)
6.64	6.64	3.96	3.36

5.47-5.725GHz_802.11be EHT20_Nss1,(MCS0)_2TX **PSD**

5580MHz

12/11/2024

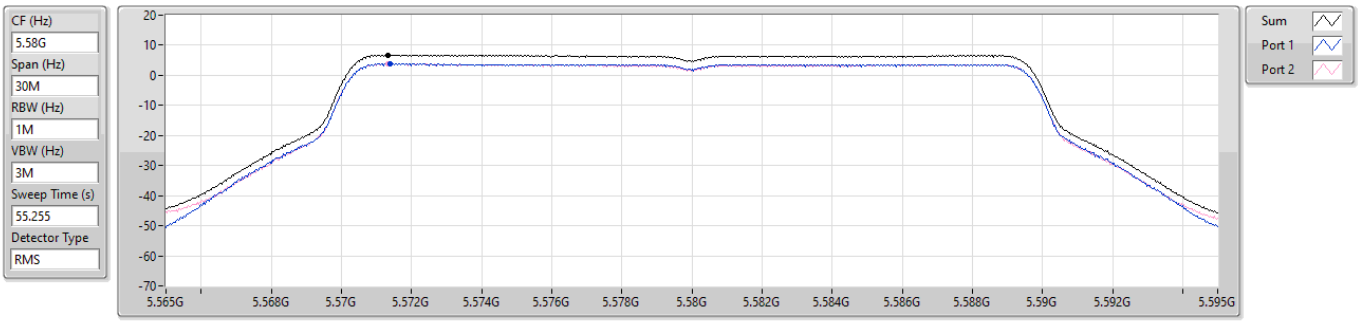

Sum	PD	Port 1	Port 2
(dBm/RBW)	(dBm/RBW)	(dBm/RBW)	(dBm/RBW)
6.79	6.79	3.80	3.80

5.47-5.725GHz_802.11be EHT20_Nss1,(MCS0)_2TX **PSD**

5700MHz

12/11/2024

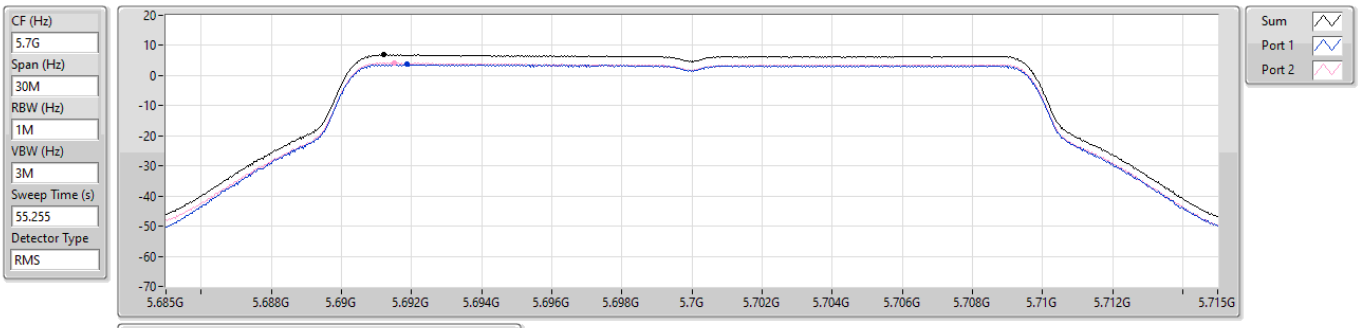

Sum	PD	Port 1	Port 2
(dBm/RBW)	(dBm/RBW)	(dBm/RBW)	(dBm/RBW)
6.86	6.86	3.66	4.10

5.47-5.725GHz_802.11be EHT20_Nss1,(MCS0)_2TX **PSD**

5720MHz Straddle 5.47-5.725GHz

12/11/2024

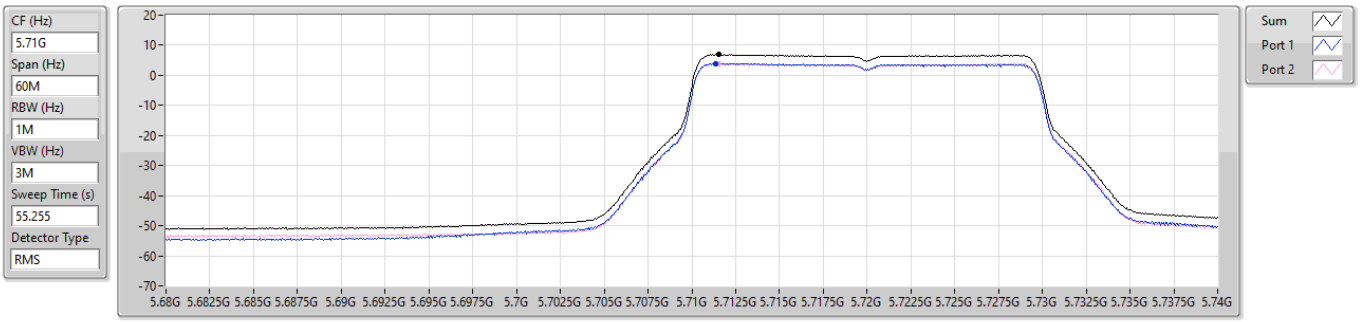

Sum	PD	Port 1	Port 2
(dBm/RBW)	(dBm/RBW)	(dBm/RBW)	(dBm/RBW)
6.89	6.89	3.96	3.86

5.725-5.85GHz_802.11be EHT20_Nss1,(MCS0)_2TX **PSD**

5720MHz Straddle 5.725-5.85GHz

12/11/2024

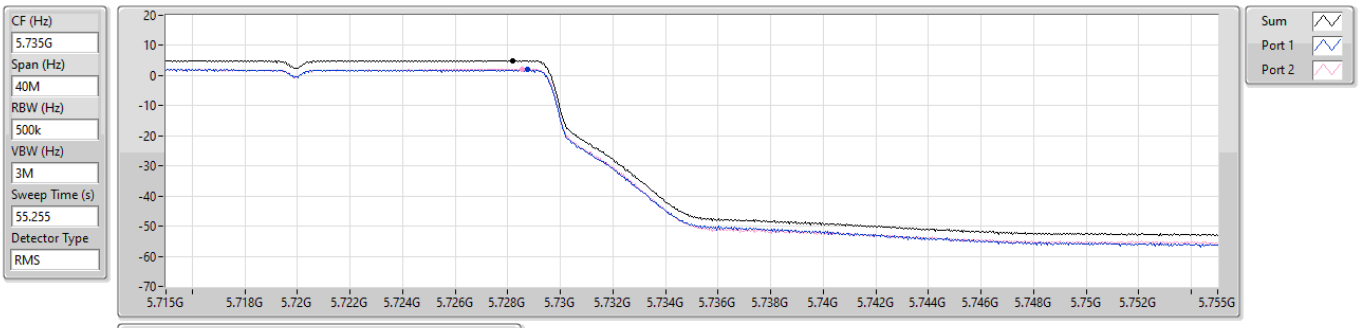

Sum	PD	Port 1	Port 2
(dBm/RBW)	(dBm/RBW)	(dBm/RBW)	(dBm/RBW)
5.05	5.05	1.90	2.21

5.725-5.85GHz_802.11be EHT20_Nss1,(MCS0)_2TX **PSD**

5745MHz

12/11/2024

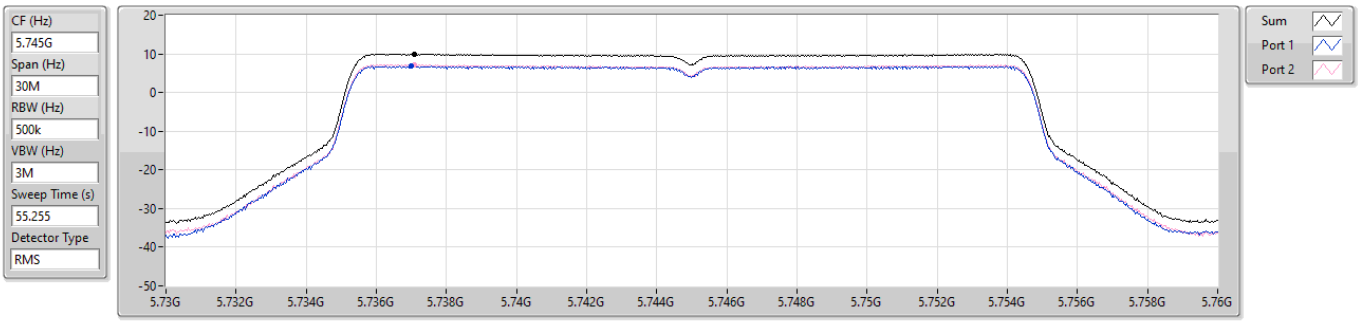

Sum	PD	Port 1	Port 2
(dBm/RBW)	(dBm/RBW)	(dBm/RBW)	(dBm/RBW)
9.95	9.95	6.83	7.18

5.725-5.85GHz_802.11be EHT20_Nss1,(MCS0)_2TX **PSD**

5785MHz

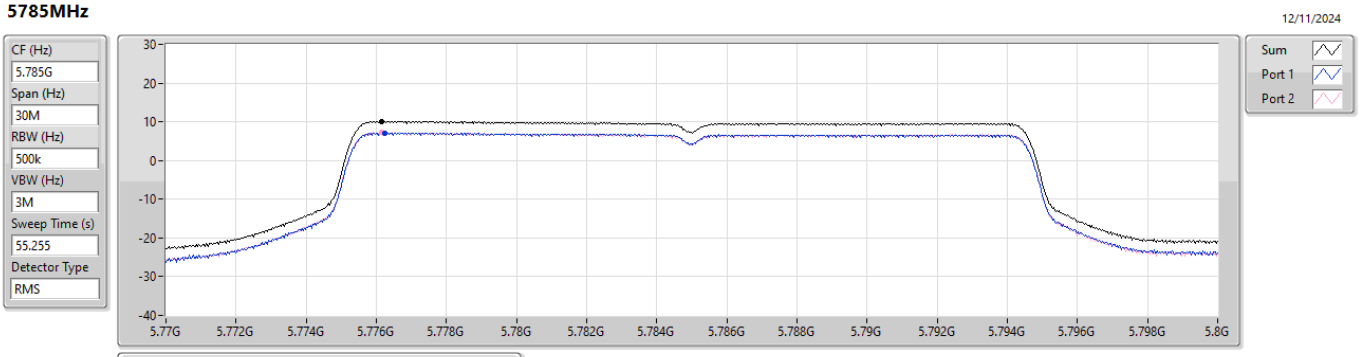

Sum	PD	Port 1	Port 2
(dBm/RBW)	(dBm/RBW)	(dBm/RBW)	(dBm/RBW)
10.14	10.14	7.10	7.22

5.725-5.85GHz_802.11be EHT20_Nss1,(MCS0)_2TX **PSD**

5825MHz

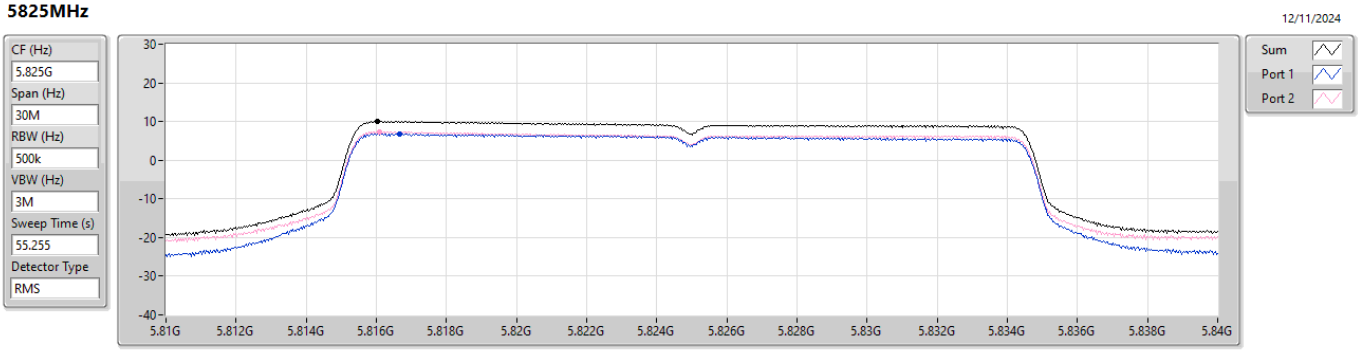

Sum	PD	Port 1	Port 2
(dBm/RBW)	(dBm/RBW)	(dBm/RBW)	(dBm/RBW)
10.01	10.01	6.81	7.31

5.15-5.25GHz_802.11be EHT40_Nss1,(MCS0)_2TX **PSD**

5190MHz

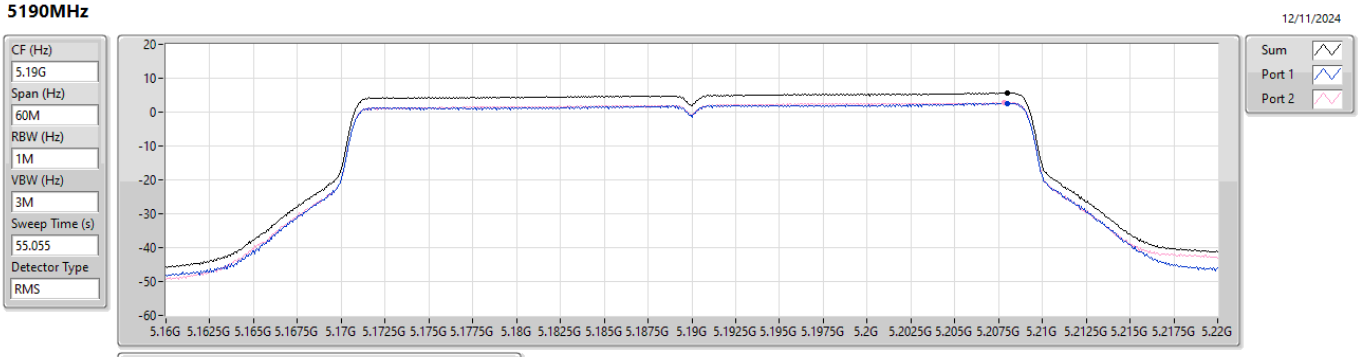

Sum	PD	Port 1	Port 2
(dBm/RBW)	(dBm/RBW)	(dBm/RBW)	(dBm/RBW)
5.67	5.67	2.60	2.71

5.15-5.25GHz_802.11be EHT40_Nss1,(MCS0)_2TX **PSD**

5230MHz

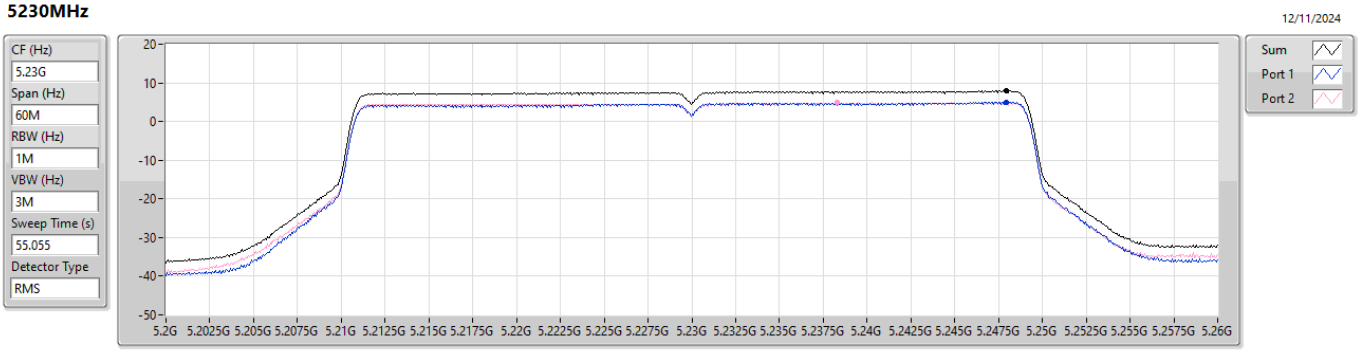

Sum	PD	Port 1	Port 2
(dBm/RBW)	(dBm/RBW)	(dBm/RBW)	(dBm/RBW)
7.90	7.90	5.00	4.85

5.25-5.35GHz_802.11be EHT40_Nss1,(MCS0)_2TX **PSD**

5270MHz

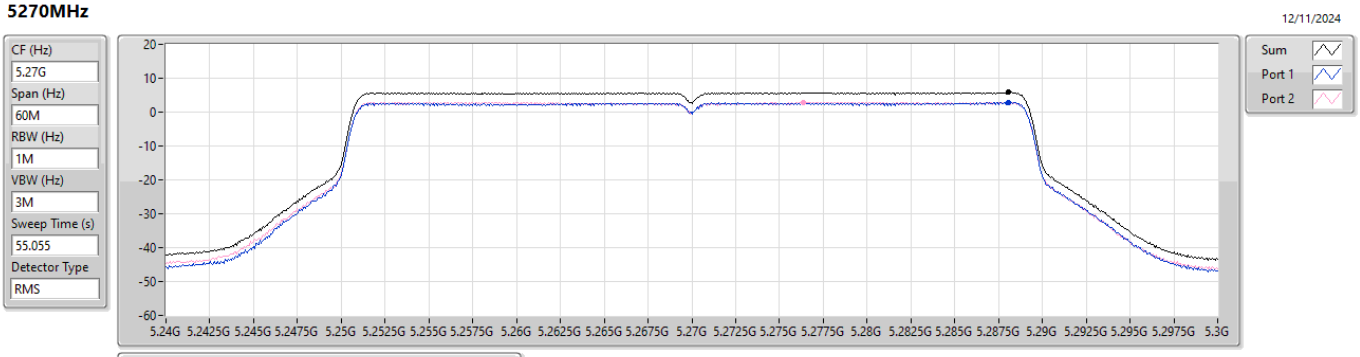

Sum	PD	Port 1	Port 2
(dBm/RBW)	(dBm/RBW)	(dBm/RBW)	(dBm/RBW)
5.80	5.80	2.84	2.87

5.25-5.35GHz_802.11be EHT40_Nss1,(MCS0)_2TX **PSD**

5310MHz

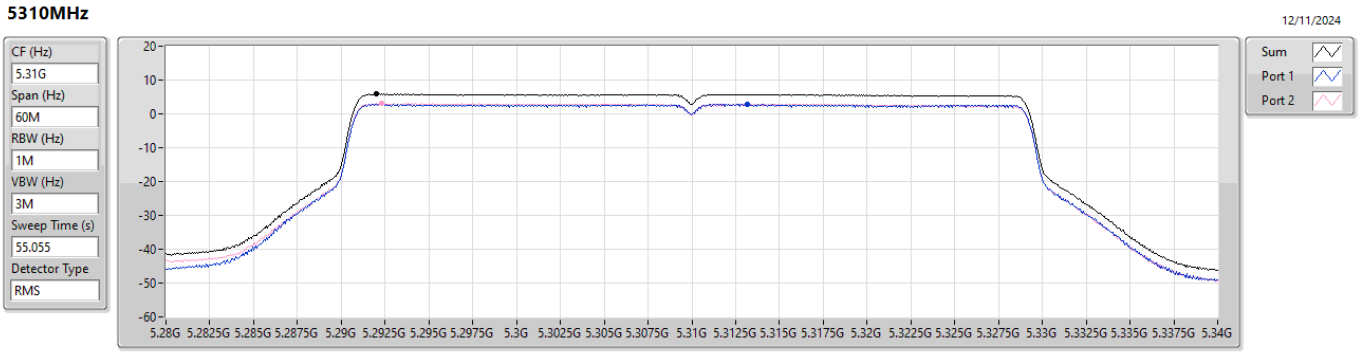

Sum	PD	Port 1	Port 2
(dBm/RBW)	(dBm/RBW)	(dBm/RBW)	(dBm/RBW)
5.84	5.84	2.74	3.01

5.47-5.725GHz_802.11be EHT40_Nss1,(MCS0)_2TX **PSD**

5510MHz

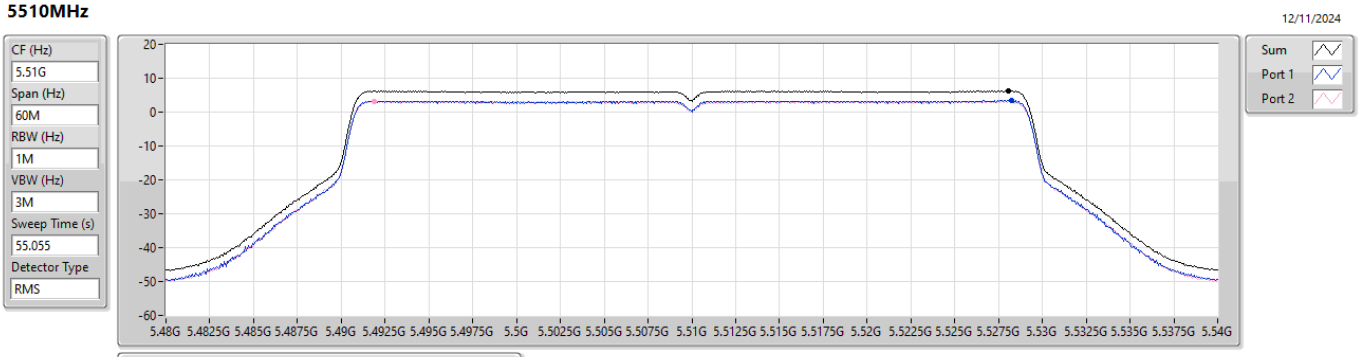

Sum	PD	Port 1	Port 2
(dBm/RBW)	(dBm/RBW)	(dBm/RBW)	(dBm/RBW)
6.24	6.24	3.45	3.17

5.47-5.725GHz_802.11be EHT40_Nss1,(MCS0)_2TX **PSD**

5550MHz

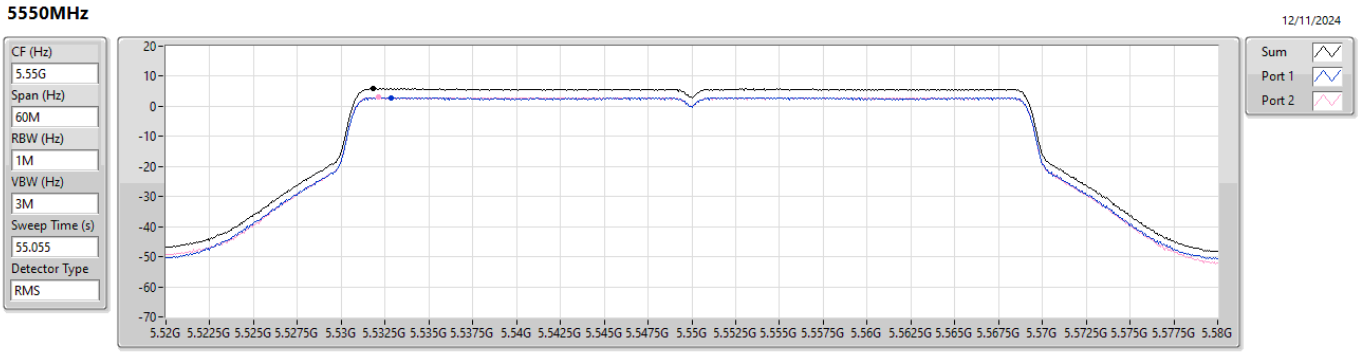

Sum	PD	Port 1	Port 2
(dBm/RBW)	(dBm/RBW)	(dBm/RBW)	(dBm/RBW)
5.87	5.87	2.84	2.95

5.47-5.725GHz_802.11be EHT40_Nss1,(MCS0)_2TX **PSD**

5670MHz

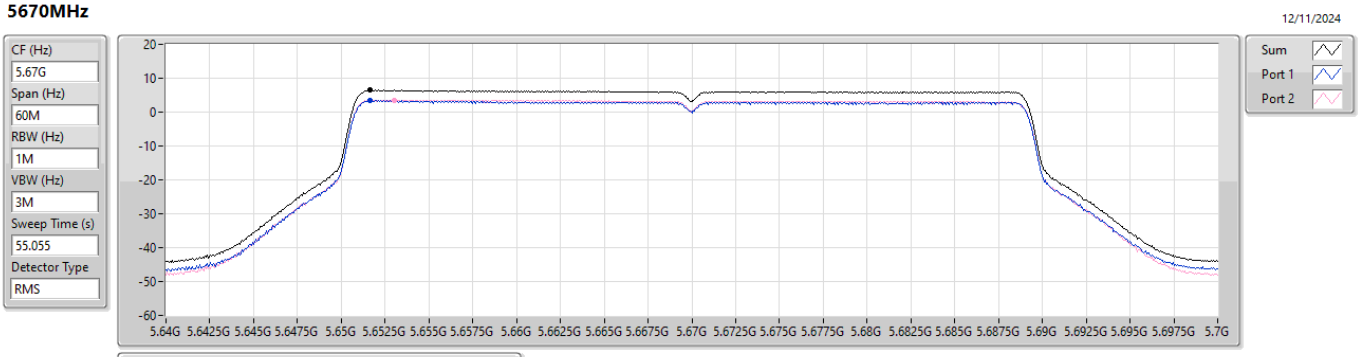

Sum	PD	Port 1	Port 2
(dBm/RBW)	(dBm/RBW)	(dBm/RBW)	(dBm/RBW)
6.44	6.44	3.34	3.58

5.47-5.725GHz_802.11be EHT40_Nss1,(MCS0)_2TX **PSD**

5710MHz Straddle 5.47-5.725GHz

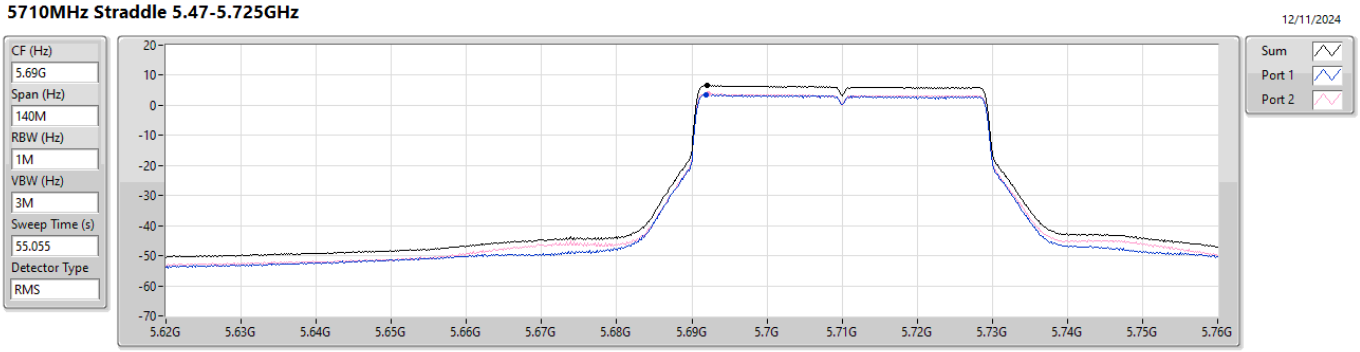

Sum	PD	Port 1	Port 2
(dBm/RBW)	(dBm/RBW)	(dBm/RBW)	(dBm/RBW)
6.56	6.56	3.44	3.75

5.725-5.85GHz_802.11be EHT40_Nss1,(MCS0)_2TX **PSD**

5710MHz Straddle 5.725-5.85GHz

12/11/2024

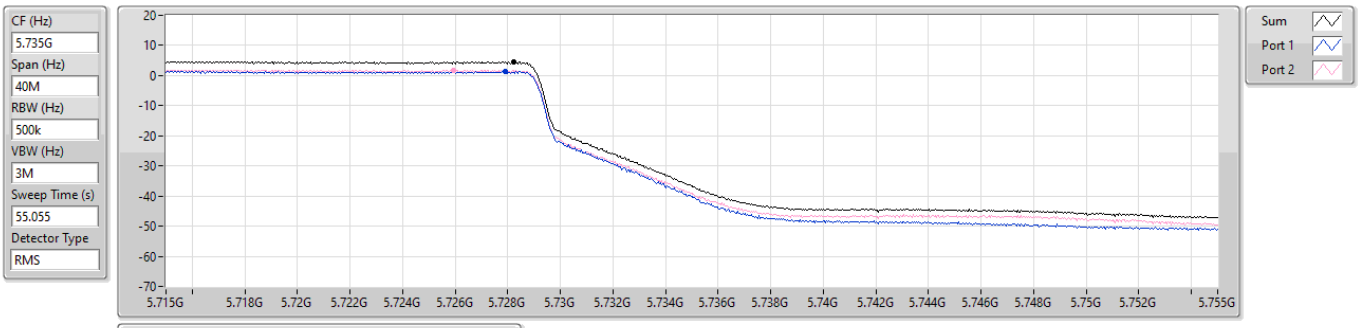

Sum	PD	Port 1	Port 2
(dBm/RBW)	(dBm/RBW)	(dBm/RBW)	(dBm/RBW)
4.43	4.43	1.26	1.65

5.725-5.85GHz_802.11be EHT40_Nss1,(MCS0)_2TX **PSD**

5755MHz

12/11/2024

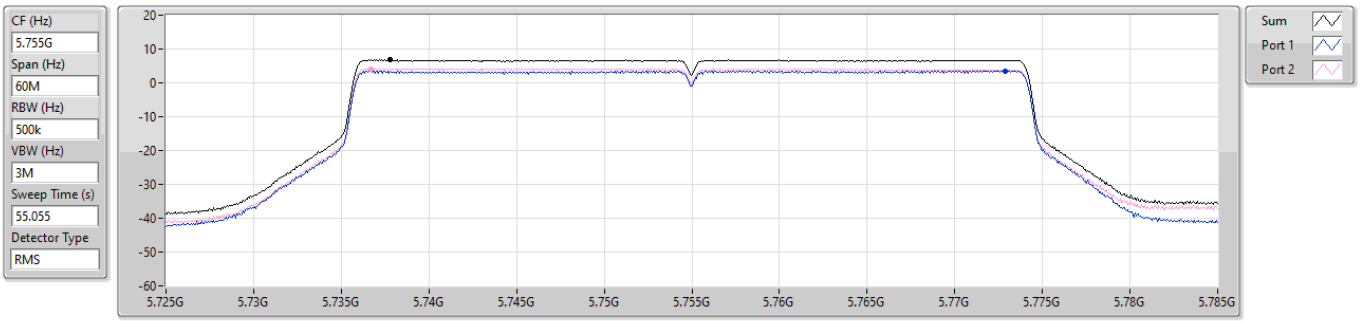

Sum	PD	Port 1	Port 2
(dBm/RBW)	(dBm/RBW)	(dBm/RBW)	(dBm/RBW)
6.82	6.82	3.59	4.16

5.725-5.85GHz_802.11be EHT40_Nss1,(MCS0)_2TX **PSD**

5795MHz

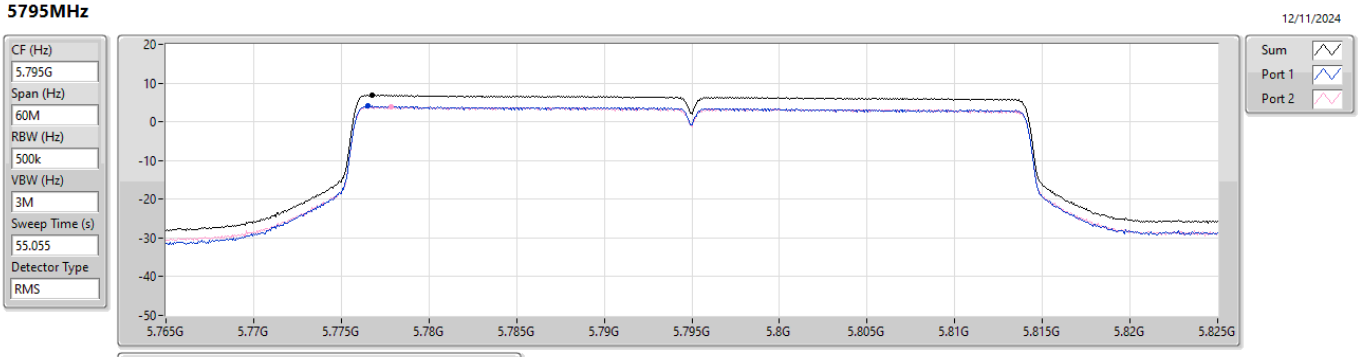

Sum	PD	Port 1	Port 2
(dBm/RBW)	(dBm/RBW)	(dBm/RBW)	(dBm/RBW)
6.88	6.88	4.05	3.78

5.15-5.25GHz_802.11be EHT80_Nss1,(MCS0)_2TX **PSD**

5210MHz

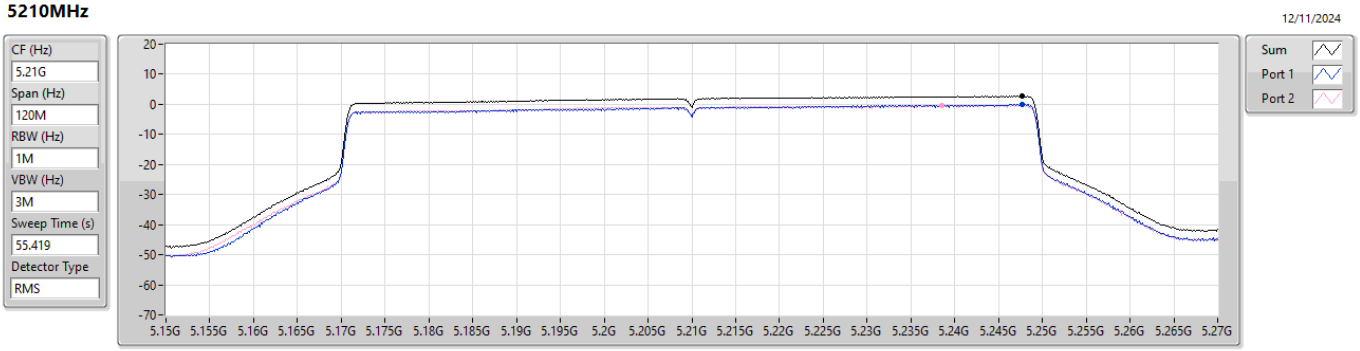

Sum	PD	Port 1	Port 2
(dBm/RBW)	(dBm/RBW)	(dBm/RBW)	(dBm/RBW)
2.73	2.73	-0.08	-0.36

5.25-5.35GHz_802.11be EHT80_Nss1,(MCS0)_2TX **PSD**

5290MHz

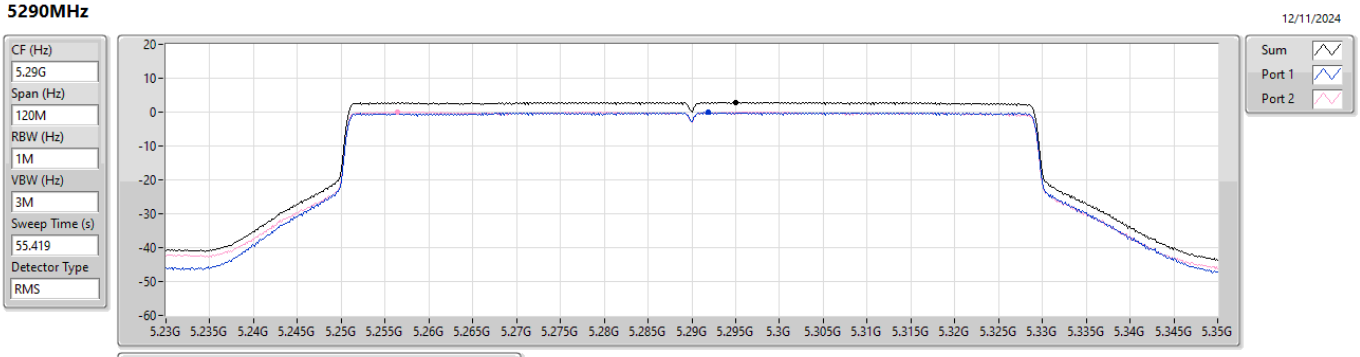

Sum	PD	Port 1	Port 2
(dBm/RBW)	(dBm/RBW)	(dBm/RBW)	(dBm/RBW)
2.88	2.88	-0.12	-0.01

5.47-5.725GHz_802.11be EHT80_Nss1,(MCS0)_2TX **PSD**

5530MHz

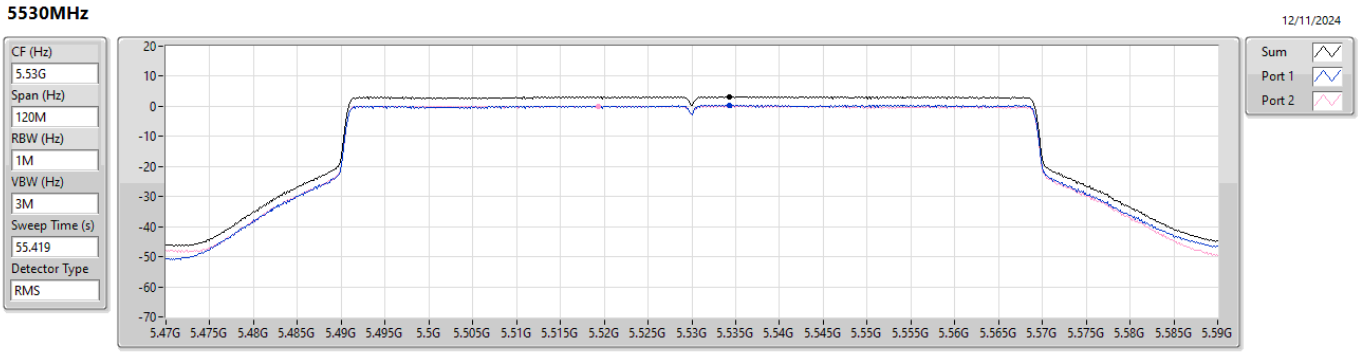

Sum	PD	Port 1	Port 2
(dBm/RBW)	(dBm/RBW)	(dBm/RBW)	(dBm/RBW)
3.19	3.19	0.37	0.10

5.47-5.725GHz_802.11be EHT80_Nss1,(MCS0)_2TX **PSD**

5610MHz

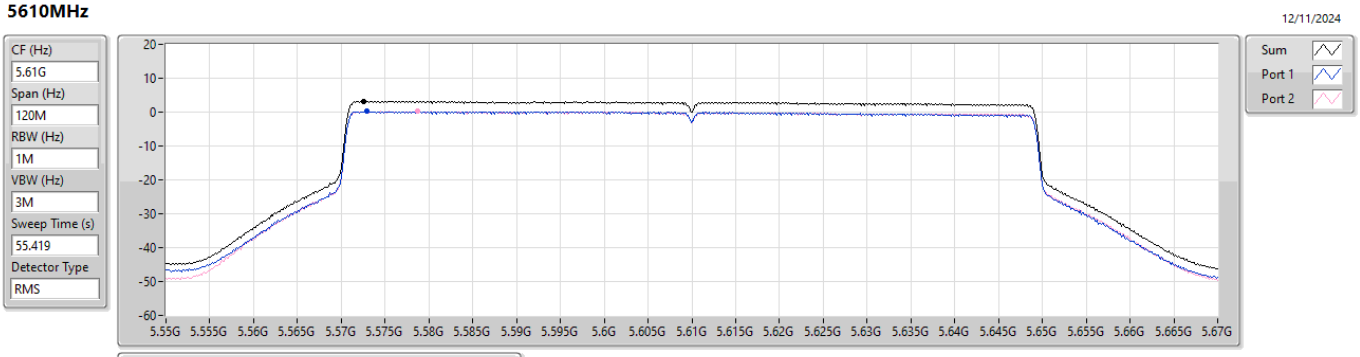

Sum	PD	Port 1	Port 2
(dBm/RBW)	(dBm/RBW)	(dBm/RBW)	(dBm/RBW)
3.13	3.13	0.17	0.18

5.47-5.725GHz_802.11be EHT80_Nss1,(MCS0)_2TX **PSD**

5690MHz Straddle 5.47-5.725GHz

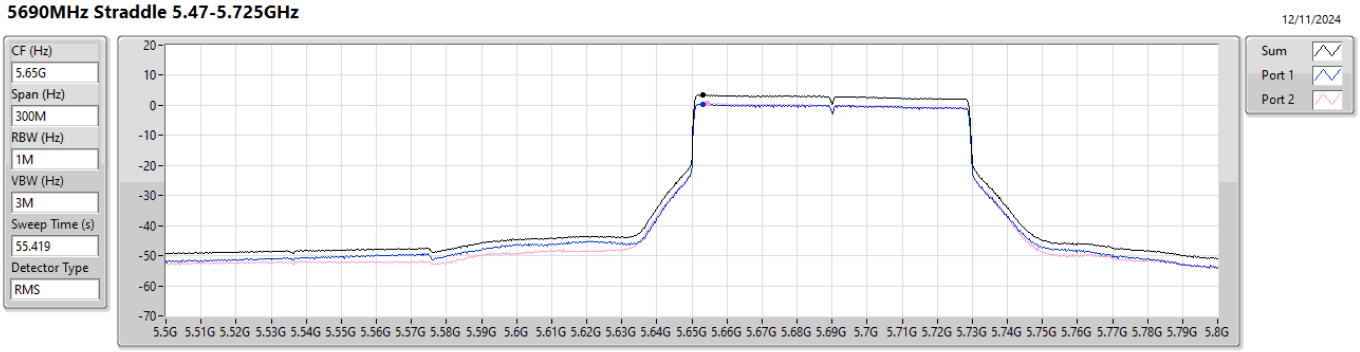

Sum	PD	Port 1	Port 2
(dBm/RBW)	(dBm/RBW)	(dBm/RBW)	(dBm/RBW)
3.40	3.40	0.33	0.54

5.725-5.85GHz_802.11be EHT80_Nss1,(MCS0)_2TX **PSD**

5690MHz Straddle 5.725-5.85GHz

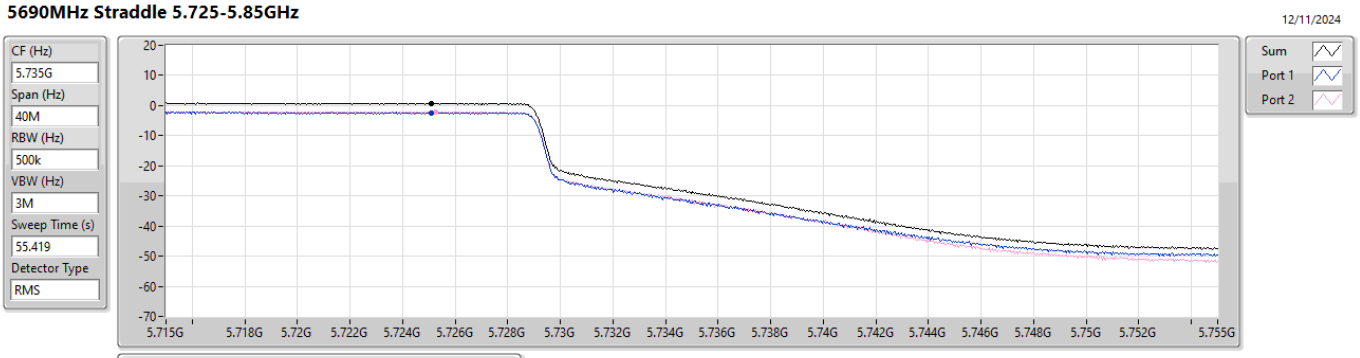

Sum	PD	Port 1	Port 2
(dBm/RBW)	(dBm/RBW)	(dBm/RBW)	(dBm/RBW)
0.73	0.73	-2.35	-2.18

5.725-5.85GHz_802.11be EHT80_Nss1,(MCS0)_2TX **PSD**

5775MHz

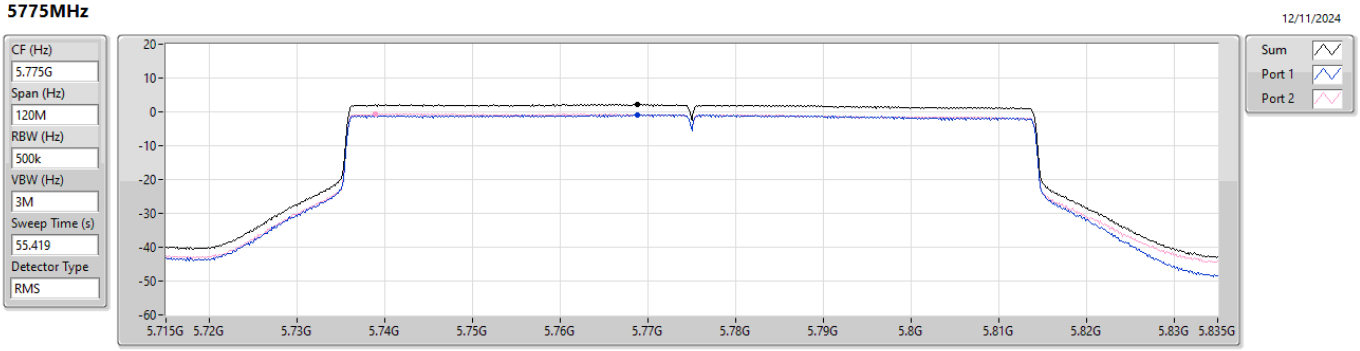

Sum	PD	Port 1	Port 2
(dBm/RBW)	(dBm/RBW)	(dBm/RBW)	(dBm/RBW)
2.15	2.15	-0.90	-0.63

5.15-5.25GHz_802.11be EHT160_Nss1,(MCS0)_2TX **PSD**

5250MHz Straddle 5.15-5.25GHz

12/11/2024

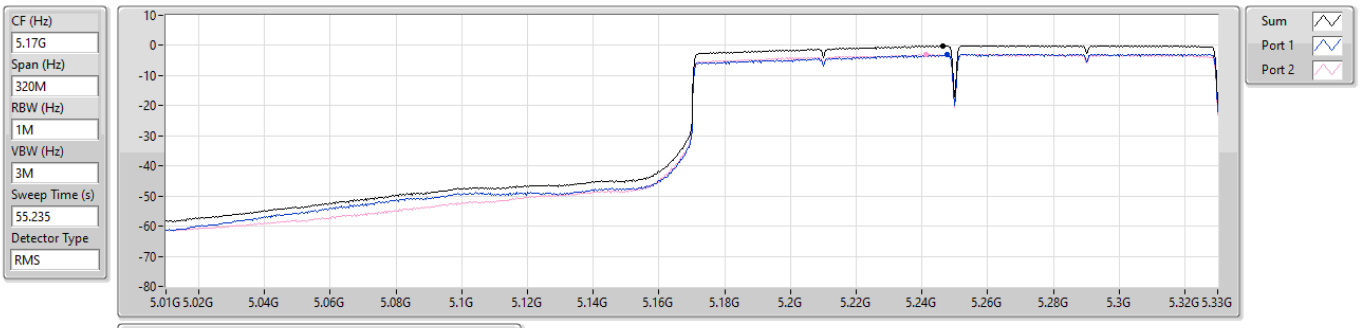

Sum	PD	Port 1	Port 2
(dBm/RBW)	(dBm/RBW)	(dBm/RBW)	(dBm/RBW)
-0.20	-0.20	-3.17	-3.12

5.25-5.35GHz_802.11be EHT160_Nss1,(MCS0)_2TX **PSD**

5250MHz Straddle 5.25-5.35GHz

12/11/2024

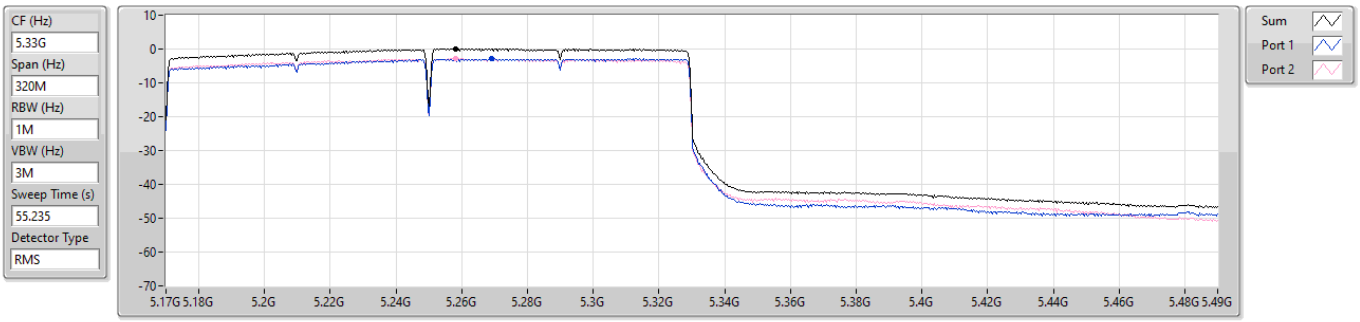

Sum	PD	Port 1	Port 2
(dBm/RBW)	(dBm/RBW)	(dBm/RBW)	(dBm/RBW)
-0.00	-0.00	-2.93	-2.87

5.47-5.725GHz_802.11be EHT160_Nss1,(MCS0)_2TX **PSD**

5570MHz

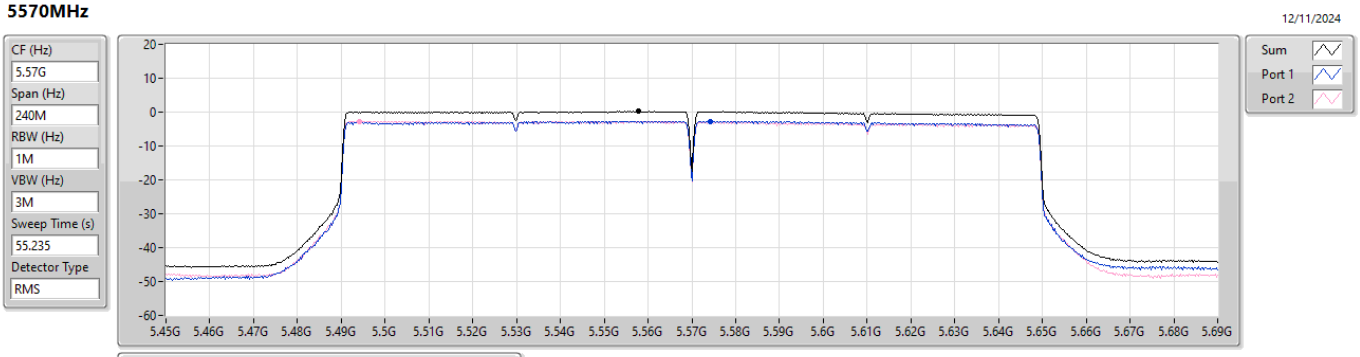

Sum	PD	Port 1	Port 2
(dBm/RBW)	(dBm/RBW)	(dBm/RBW)	(dBm/RBW)
0.22	0.22	-2.68	-2.73

Summary

Mode	PD (dBm/RBW)
5.15-5.25GHz	-
802.11be EHT80_Nss1,(MCS0)_2TX	2.08
802.11be EHT160_Nss1,(MCS0)_2TX	-0.75
5.25-5.35GHz	-
802.11be EHT80_Nss1,(MCS0)_2TX	2.75
802.11be EHT160_Nss1,(MCS0)_2TX	-0.20
5.47-5.725GHz	-
802.11be EHT80_Nss1,(MCS0)_2TX	3.31
802.11be EHT160_Nss1,(MCS0)_2TX	0.09
5.725-5.85GHz	-
802.11be EHT80_Nss1,(MCS0)_2TX	2.12

RBW = 500kHz for 5.725-5.85GHz band / 1MHz for other band;

Result

Mode	Result	DG (dBi)	Port 1 (dBm/RBW)	Port 2 (dBm/RBW)	PD (dBm/RBW)	PD Limit (dBm/RBW)
802.11be EHT80_Nss1,(MCS0),RU484+RU242 MRU 3_2TX	-	-	-	-	-	-
5210MHz	Pass	9.69	-1.81	-1.77	0.95	13.31
802.11be EHT80_Nss1,(MCS0),RU242+RU242 MRU 1_2TX	-	-	-	-	-	-
5210MHz	Pass	9.69	-0.81	-0.67	2.08	13.31
802.11be EHT80_Nss1,(MCS0),RU484+RU242 MRU 3_2TX	-	-	-	-	-	-
5290MHz	Pass	9.74	-0.48	-0.35	2.49	7.26
802.11be EHT80_Nss1,(MCS0),RU242+RU242 MRU 1_2TX	-	-	-	-	-	-
5290MHz	Pass	9.74	-0.22	-0.01	2.75	7.26
802.11be EHT80_Nss1,(MCS0),RU484+RU242 MRU 3_2TX	-	-	-	-	-	-
5530MHz	Pass	10.06	-2.07	-1.86	0.96	6.94
802.11be EHT80_Nss1,(MCS0),RU242+RU242 MRU 1_2TX	-	-	-	-	-	-
5530MHz	Pass	10.06	-0.30	-0.01	2.71	6.94
802.11be EHT80_Nss1,(MCS0),RU484+RU242 MRU 3_2TX	-	-	-	-	-	-
5610MHz	Pass	10.06	-0.01	0.13	3.05	6.94
802.11be EHT80_Nss1,(MCS0),RU242+RU242 MRU 1_2TX	-	-	-	-	-	-
5610MHz	Pass	10.06	-0.27	-0.26	2.68	6.94
802.11be EHT80_Nss1,(MCS0),RU484+RU242 MRU 3_2TX	-	-	-	-	-	-
5690MHz Straddle 5.47-5.725GHz	Pass	10.06	0.46	0.47	3.31	6.94
802.11be EHT80_Nss1,(MCS0),RU242+RU242 MRU 1_2TX	-	-	-	-	-	-
5690MHz Straddle 5.47-5.725GHz	Pass	10.06	0.19	0.06	3.09	6.94
802.11be EHT80_Nss1,(MCS0),RU484+RU242 MRU 3_2TX	-	-	-	-	-	-
5690MHz Straddle 5.725-5.85GHz	Pass	9.29	-2.31	-2.33	0.68	26.71
802.11be EHT80_Nss1,(MCS0),RU242+RU242 MRU 1_2TX	-	-	-	-	-	-
5690MHz Straddle 5.725-5.85GHz	Pass	9.29	-2.71	-2.58	0.28	26.71
802.11be EHT80_Nss1,(MCS0),RU484+RU242 MRU 3_2TX	-	-	-	-	-	-
5775MHz	Pass	9.29	-1.18	-0.88	1.89	26.71
802.11be EHT80_Nss1,(MCS0),RU242+RU242 MRU 1_2TX	-	-	-	-	-	-
5775MHz	Pass	9.29	-0.95	-0.83	2.12	26.71
802.11be EHT160_Nss1,(MCS0),RU996+RU484 MRU 2_2TX	-	-	-	-	-	-
5250MHz Straddle 5.15-5.25GHz	Pass	9.69	-5.61	-5.44	-2.53	13.31
802.11be EHT160_Nss1,(MCS0),RU726+RU242+RU242 MRU 1_2TX	-	-	-	-	-	-
5250MHz Straddle 5.15-5.25GHz	Pass	9.69	-3.66	-3.86	-0.75	13.31
802.11be EHT160_Nss1,(MCS0),RU484+RU484 MRU 1_2TX	-	-	-	-	-	-
5250MHz Straddle 5.15-5.25GHz	Pass	9.69	-4.48	-4.47	-1.46	13.31
802.11be EHT160_Nss1,(MCS0),RU996+RU484 MRU 2_2TX	-	-	-	-	-	-
5250MHz Straddle 5.25-5.35GHz	Pass	9.74	-3.98	-3.95	-1.05	7.26
802.11be EHT160_Nss1,(MCS0),RU726+RU242+RU242 MRU 1_2TX	-	-	-	-	-	-
5250MHz Straddle 5.25-5.35GHz	Pass	9.74	-2.98	-3.20	-0.20	7.26
802.11be EHT160_Nss1,(MCS0),RU484+RU484 MRU 1_2TX	-	-	-	-	-	-
5250MHz Straddle 5.25-5.35GHz	Pass	9.74	-2.66	-3.50	-0.24	7.26
802.11be EHT160_Nss1,(MCS0),RU996+RU484 MRU 2_2TX	-	-	-	-	-	-
5570MHz	Pass	10.06	-3.90	-3.46	-0.74	6.94
802.11be EHT160_Nss1,(MCS0),RU726+RU242+RU242 MRU 1_2TX	-	-	-	-	-	-
5570MHz	Pass	10.06	-2.85	-2.81	0.09	6.94
802.11be EHT160_Nss1,(MCS0),RU484+RU484 MRU 1_2TX	-	-	-	-	-	-
5570MHz	Pass	10.06	-3.21	-3.05	-0.19	6.94

DG = Directional Gain; RBW = 500kHz for 5.725-5.85GHz band / 1MHz for other band;
PD = trace bin-by-bin of each transmits port summing can be performed maximum power density; Port X = Port X Power Density;
Inf = There's no restriction for the limit.

5.15-5.25GHz_802.11be EHT80_Nss1,(MCS0),RU484+RU242 MRU 3_2TX **PSD**

5210MHz

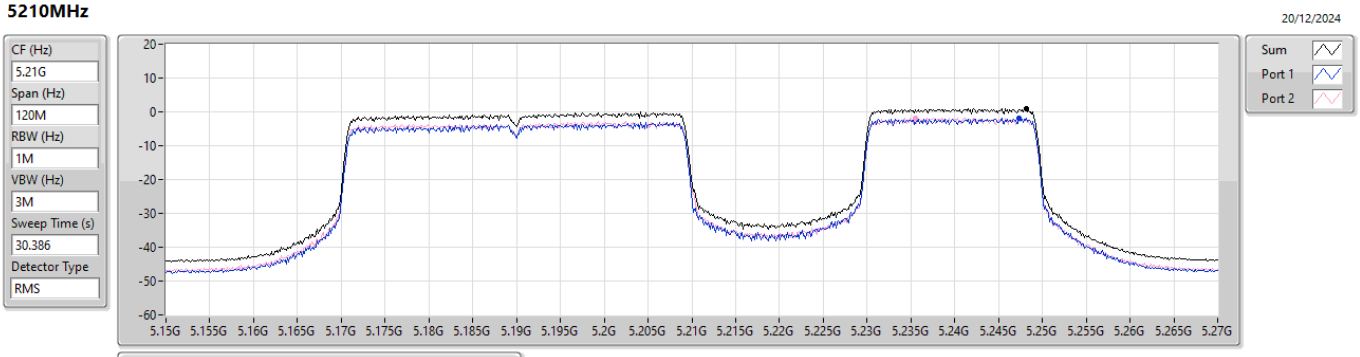

Sum	PD	Port 1	Port 2
(dBm/RBW)	(dBm/RBW)	(dBm/RBW)	(dBm/RBW)
0.95	0.95	-1.81	-1.77

5.15-5.25GHz_802.11be EHT80_Nss1,(MCS0),RU242+RU242 MRU 1_2TX **PSD**

5210MHz

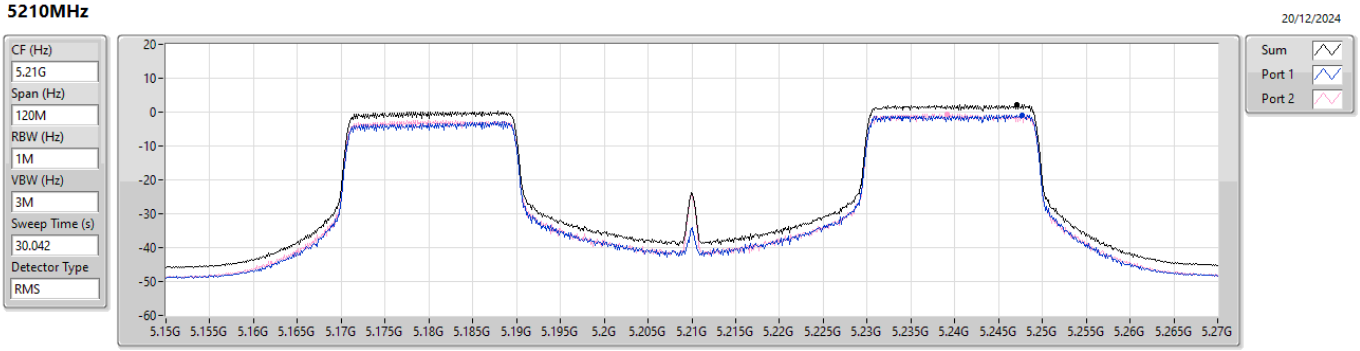

Sum	PD	Port 1	Port 2
(dBm/RBW)	(dBm/RBW)	(dBm/RBW)	(dBm/RBW)
2.08	2.08	-0.81	-0.67

5.25-5.35GHz_802.11be EHT80_Nss1,(MCS0),RU484+RU242 MRU 3_2TX **PSD**

5290MHz

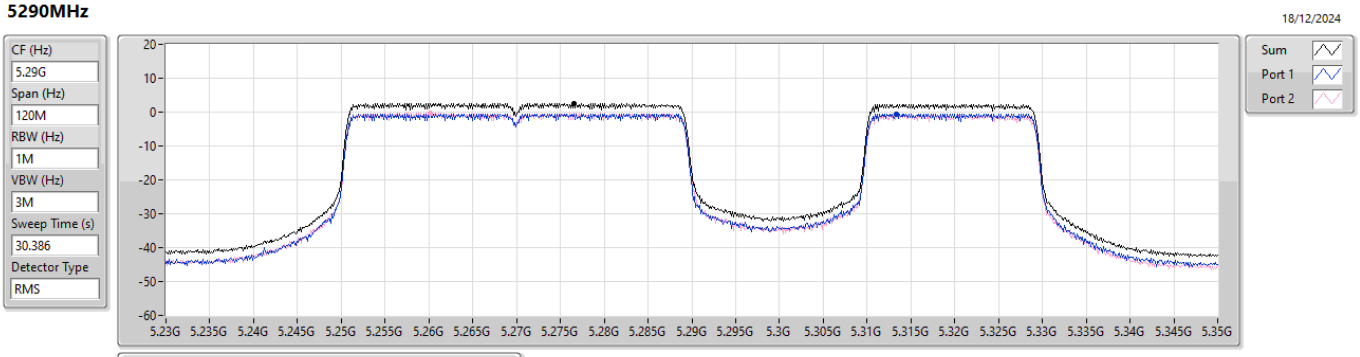

Sum	PD	Port 1	Port 2
(dBm/RBW)	(dBm/RBW)	(dBm/RBW)	(dBm/RBW)
2.49	2.49	-0.48	-0.35

5.25-5.35GHz_802.11be EHT80_Nss1,(MCS0),RU242+RU242 MRU 1_2TX **PSD**

5290MHz

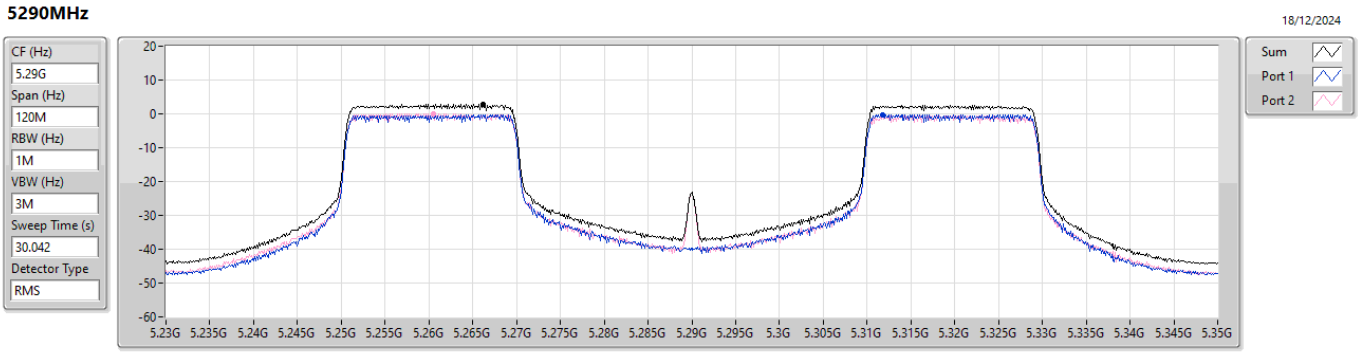

Sum	PD	Port 1	Port 2
(dBm/RBW)	(dBm/RBW)	(dBm/RBW)	(dBm/RBW)
2.75	2.75	-0.22	-0.01

5.47-5.725GHz_802.11be EHT80_Nss1,(MCS0),RU484+RU242 MRU 3_2TX **PSD**

5530MHz

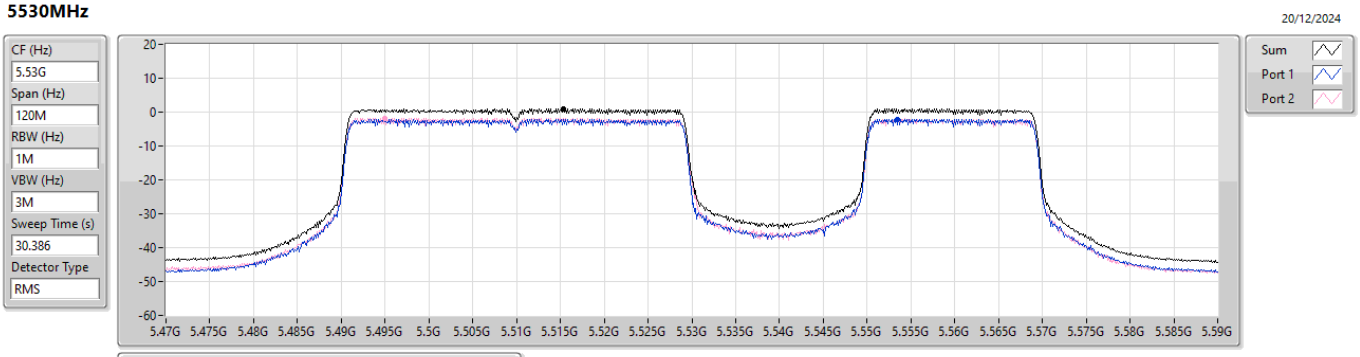

Sum	PD	Port 1	Port 2
(dBm/RBW)	(dBm/RBW)	(dBm/RBW)	(dBm/RBW)
0.96	0.96	-2.07	-1.86

5.47-5.725GHz_802.11be EHT80_Nss1,(MCS0),RU242+RU242 MRU 1_2TX **PSD**

5530MHz

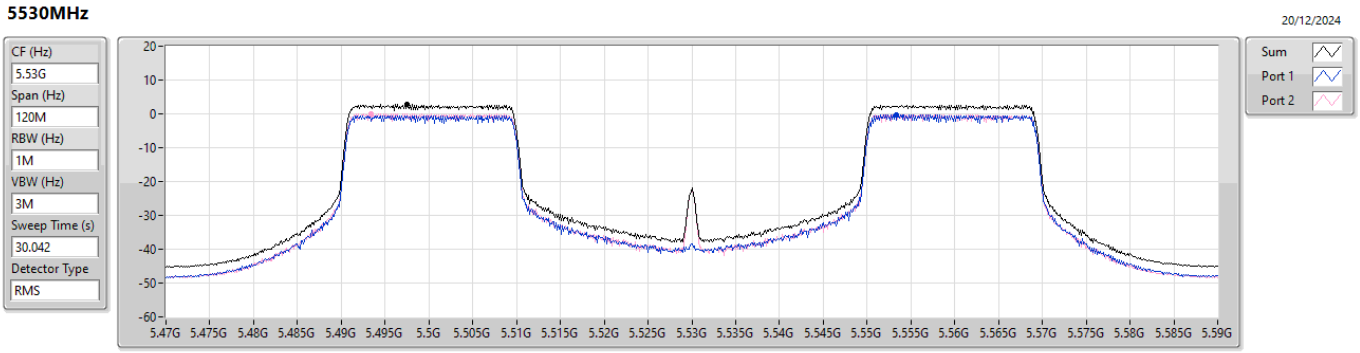

Sum	PD	Port 1	Port 2
(dBm/RBW)	(dBm/RBW)	(dBm/RBW)	(dBm/RBW)
2.71	2.71	-0.30	-0.01

5.47-5.725GHz_802.11be EHT80_Nss1,(MCS0),RU484+RU242 MRU 3_2TX **PSD**

5610MHz

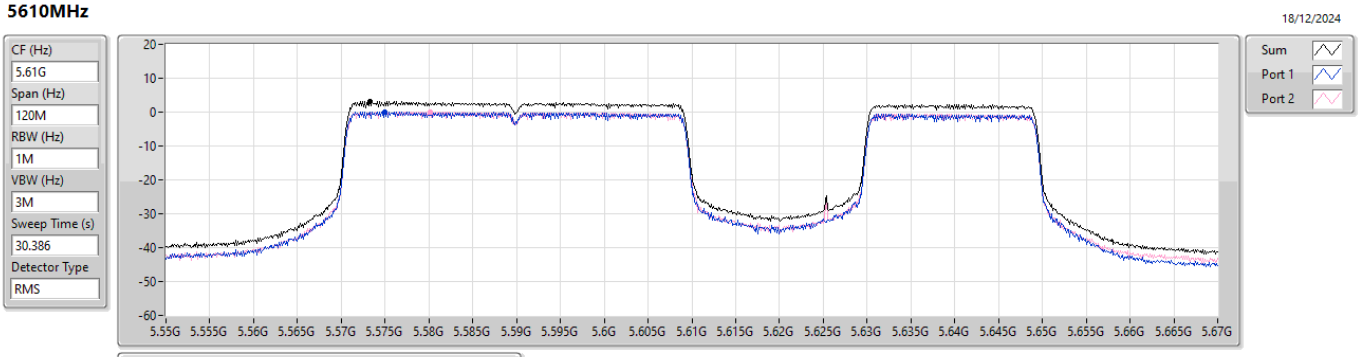

Sum	PD	Port 1	Port 2
(dBm/RBW)	(dBm/RBW)	(dBm/RBW)	(dBm/RBW)
3.05	3.05	-0.01	0.13

5.47-5.725GHz_802.11be EHT80_Nss1,(MCS0),RU242+RU242 MRU 1_2TX **PSD**

5610MHz

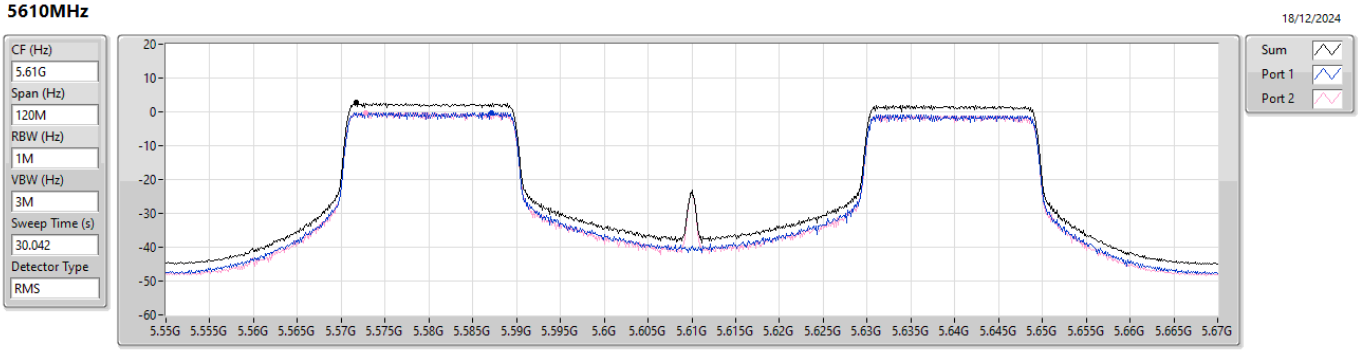

Sum	PD	Port 1	Port 2
(dBm/RBW)	(dBm/RBW)	(dBm/RBW)	(dBm/RBW)
2.68	2.68	-0.27	-0.26

5.47-5.725GHz_802.11be EHT80_Nss1,(MCS0),RU484+RU242 MRU 3_2TX **PSD**

5690MHz Straddle 5.47-5.725GHz

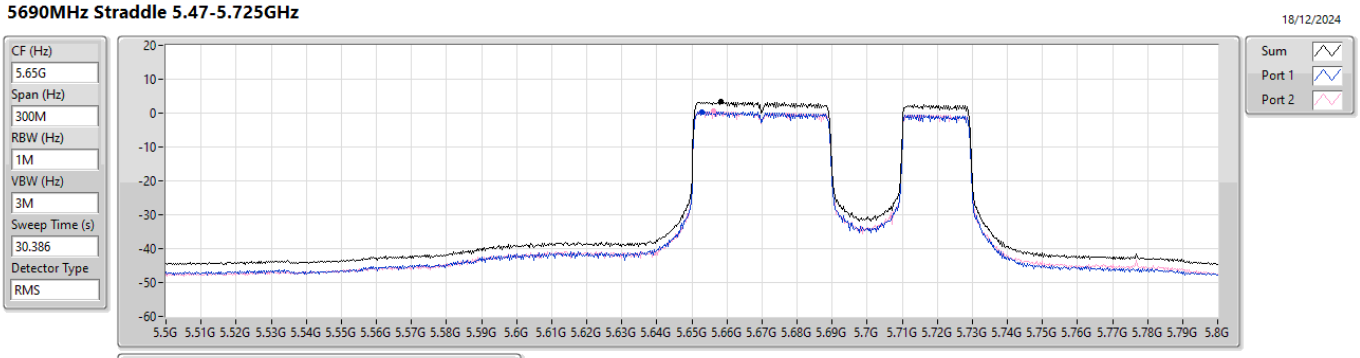

Sum	PD	Port 1	Port 2
(dBm/RBW)	(dBm/RBW)	(dBm/RBW)	(dBm/RBW)
3.31	3.31	0.46	0.47

5.47-5.725GHz_802.11be EHT80_Nss1,(MCS0),RU242+RU242 MRU 1_2TX **PSD**

5690MHz Straddle 5.47-5.725GHz

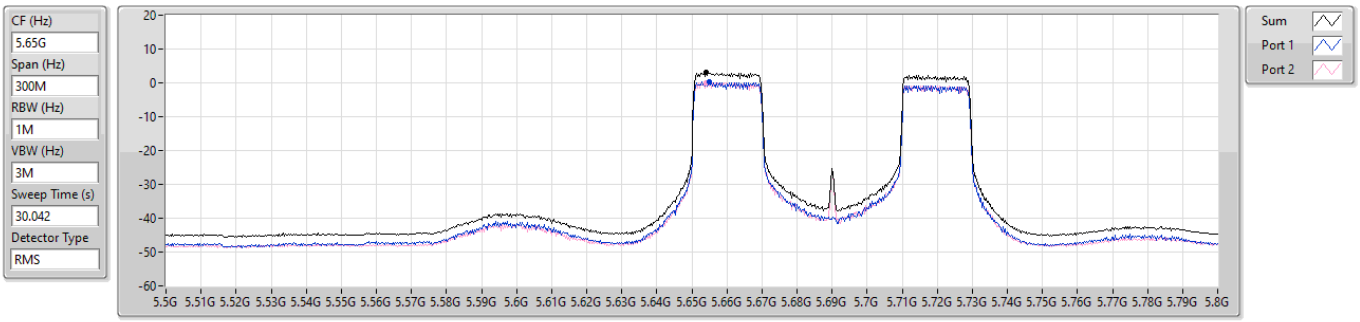

Sum	PD	Port 1	Port 2
(dBm/RBW)	(dBm/RBW)	(dBm/RBW)	(dBm/RBW)
3.09	3.09	0.19	0.06

5.725-5.85GHz_802.11be EHT80_Nss1,(MCS0),RU484+RU242 MRU 3_2TX **PSD**

5690MHz Straddle 5.725-5.85GHz

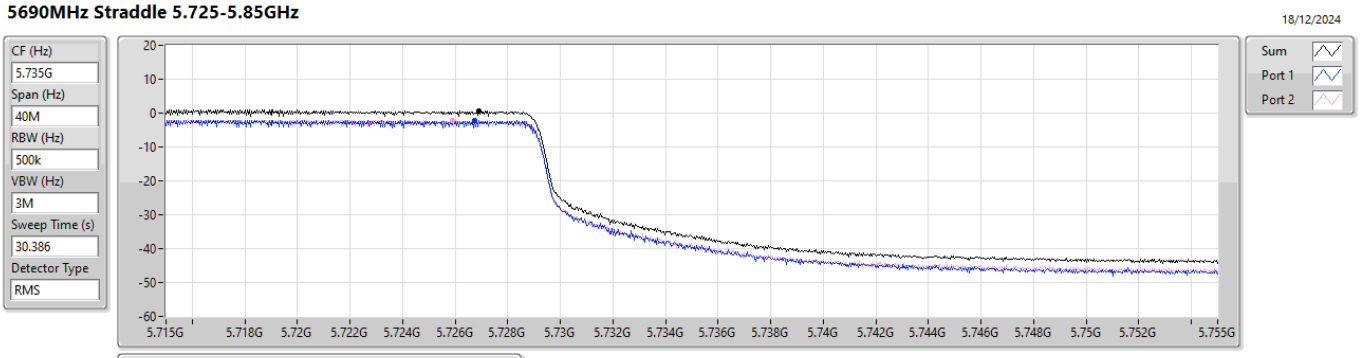

Sum	PD	Port 1	Port 2
(dBm/RBW)	(dBm/RBW)	(dBm/RBW)	(dBm/RBW)
0.68	0.68	-2.31	-2.33

5.725-5.85GHz_802.11be EHT80_Nss1,(MCS0),RU242+RU242 MRU 1_2TX **PSD**

5690MHz Straddle 5.725-5.85GHz

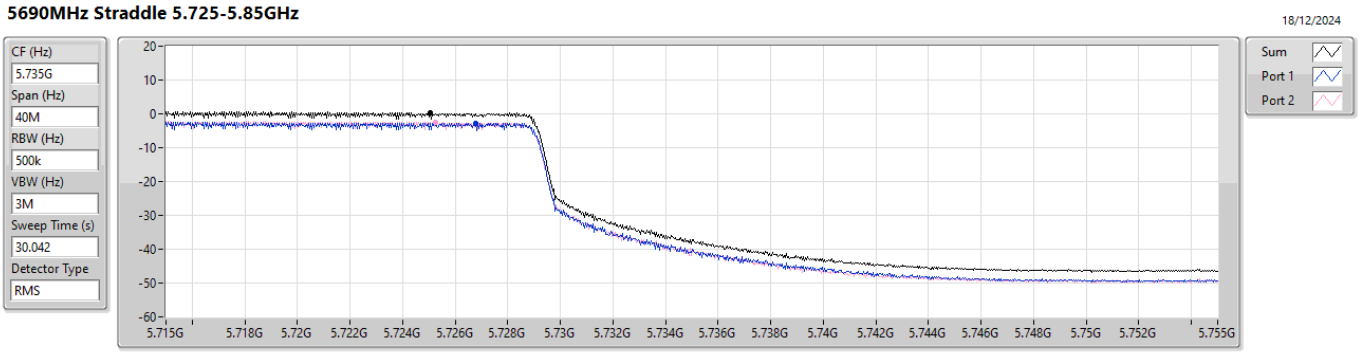

Sum	PD	Port 1	Port 2
(dBm/RBW)	(dBm/RBW)	(dBm/RBW)	(dBm/RBW)
0.28	0.28	-2.71	-2.58

5.725-5.85GHz_802.11be EHT80_Nss1,(MCS0),RU484+RU242 MRU 3_2TX **PSD**

5775MHz

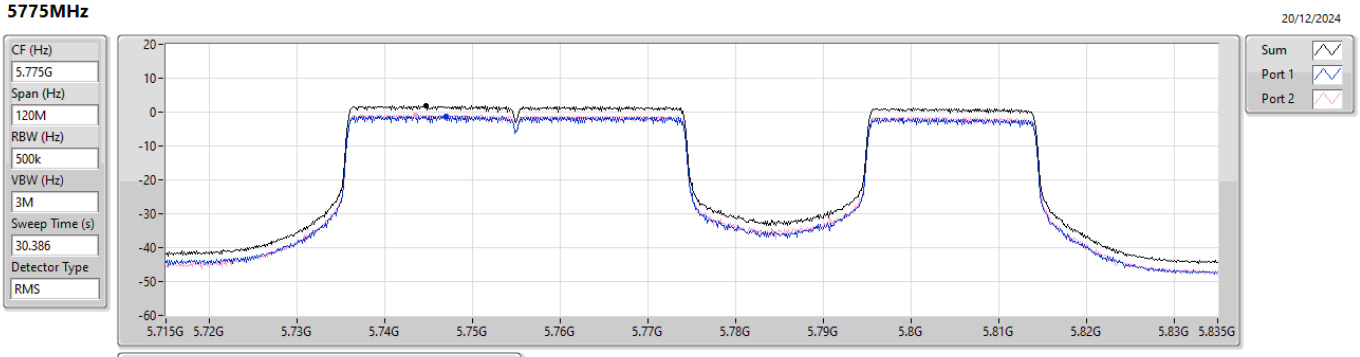

Sum	PD	Port 1	Port 2
(dBm/RBW)	(dBm/RBW)	(dBm/RBW)	(dBm/RBW)
1.89	1.89	-1.18	-0.88

5.725-5.85GHz_802.11be EHT80_Nss1,(MCS0),RU242+RU242 MRU 1_2TX **PSD**

5775MHz

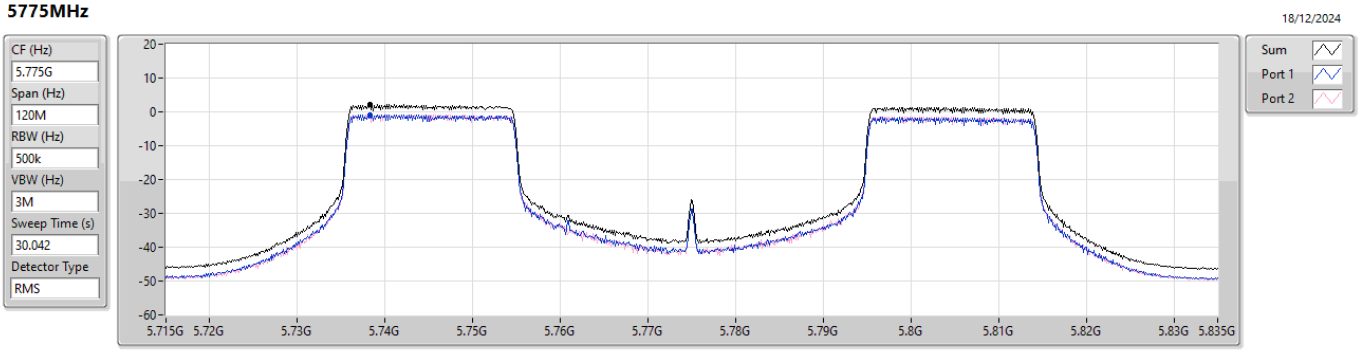

Sum	PD	Port 1	Port 2
(dBm/RBW)	(dBm/RBW)	(dBm/RBW)	(dBm/RBW)
2.12	2.12	-0.95	-0.83

5.15-5.25GHz_802.11be EHT160_Nss1,(MCS0),RU996+RU484 MRU 2_2TX **PSD**

5250MHz Straddle 5.15-5.25GHz

20/12/2024

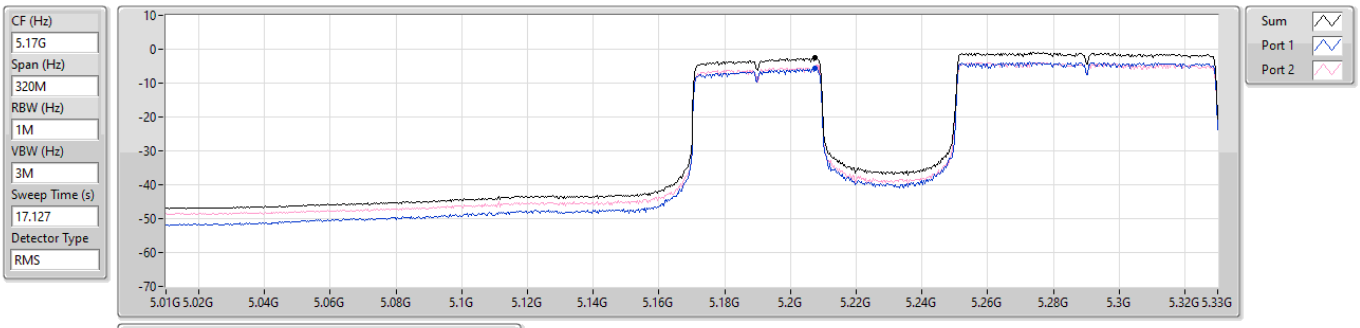

Sum	PD	Port 1	Port 2
(dBm/RBW)	(dBm/RBW)	(dBm/RBW)	(dBm/RBW)
-2.53	-2.53	-5.61	-5.44

5.15-5.25GHz_802.11be EHT160_Nss1,(MCS0),RU726+RU242+RU242 MRU 1_2TX **PSD**

5250MHz Straddle 5.15-5.25GHz

18/12/2024

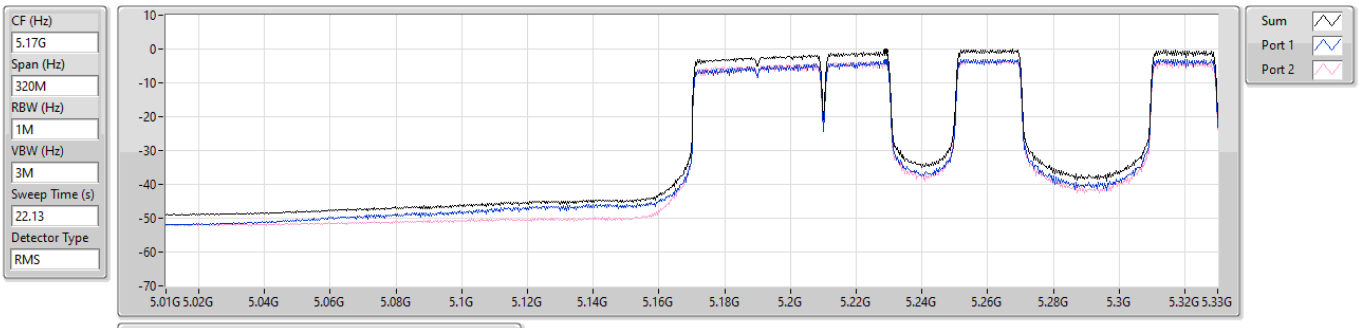

Sum	PD	Port 1	Port 2
(dBm/RBW)	(dBm/RBW)	(dBm/RBW)	(dBm/RBW)
-0.75	-0.75	-3.66	-3.86

5.15-5.25GHz_802.11be EHT160_Nss1,(MCS0),RU484+RU484 MRU 1_2TX **PSD**

5250MHz Straddle 5.15-5.25GHz

18/12/2024

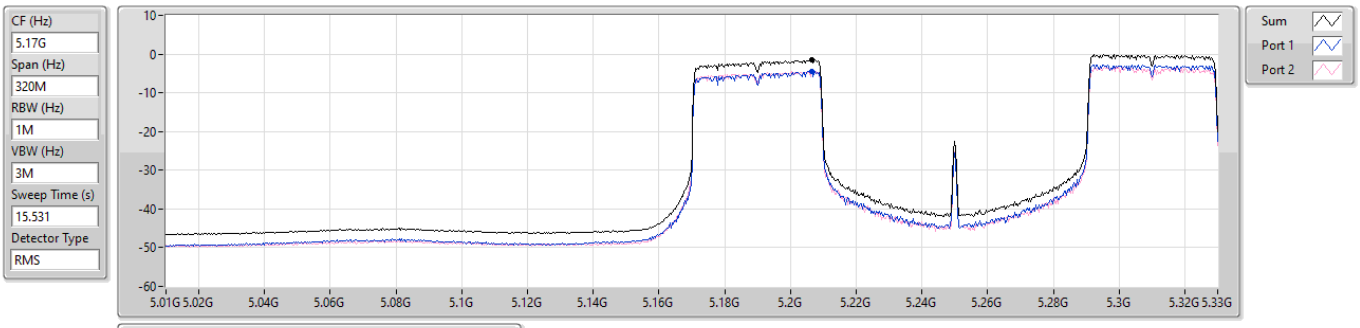

Sum	PD	Port 1	Port 2
(dBm/RBW)	(dBm/RBW)	(dBm/RBW)	(dBm/RBW)
-1.46	-1.46	-4.48	-4.47

5.25-5.35GHz_802.11be EHT160_Nss1,(MCS0),RU996+RU484 MRU 2_2TX **PSD**

5250MHz Straddle 5.25-5.35GHz

20/12/2024

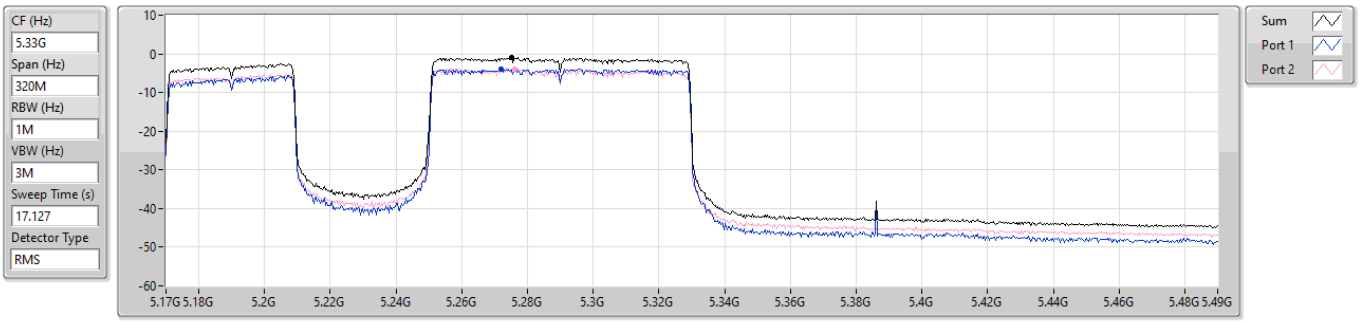

Sum	PD	Port 1	Port 2
(dBm/RBW)	(dBm/RBW)	(dBm/RBW)	(dBm/RBW)
-1.05	-1.05	-3.98	-3.95

5.25-5.35GHz_802.11be EHT160_Nss1,(MCS0),RU726+RU242+RU242 MRU 1_2TX **PSD**

5250MHz Straddle 5.25-5.35GHz

18/12/2024

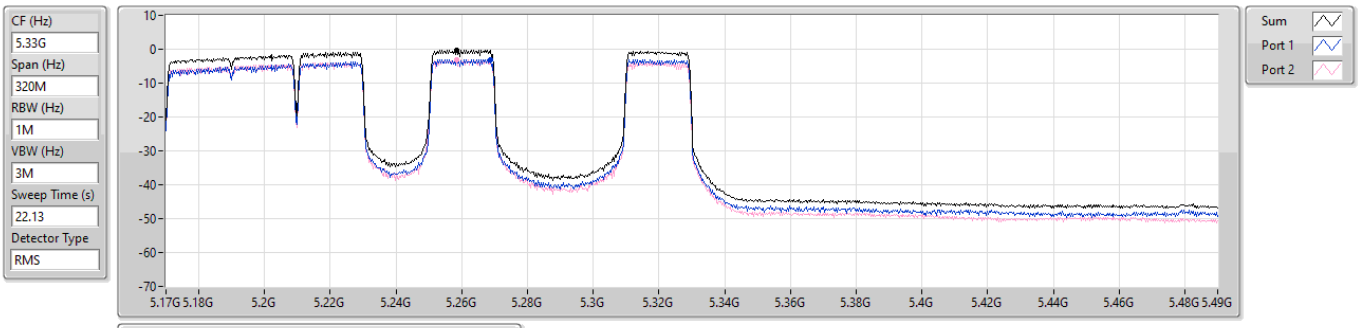

Sum	PD	Port 1	Port 2
(dBm/RBW)	(dBm/RBW)	(dBm/RBW)	(dBm/RBW)
-0.20	-0.20	-2.98	-3.20

5.25-5.35GHz_802.11be EHT160_Nss1,(MCS0),RU484+RU484 MRU 1_2TX **PSD**

5250MHz Straddle 5.25-5.35GHz

18/12/2024

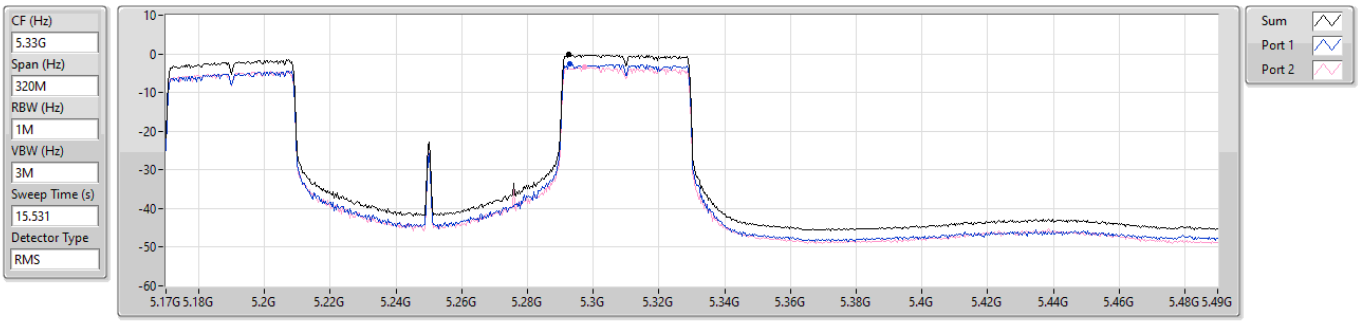

Sum	PD	Port 1	Port 2
(dBm/RBW)	(dBm/RBW)	(dBm/RBW)	(dBm/RBW)
-0.24	-0.24	-2.66	-3.50

5.47-5.725GHz_802.11be EHT160_Nss1,(MCS0),RU996+RU484 MRU 2_2TX **PSD**

5570MHz

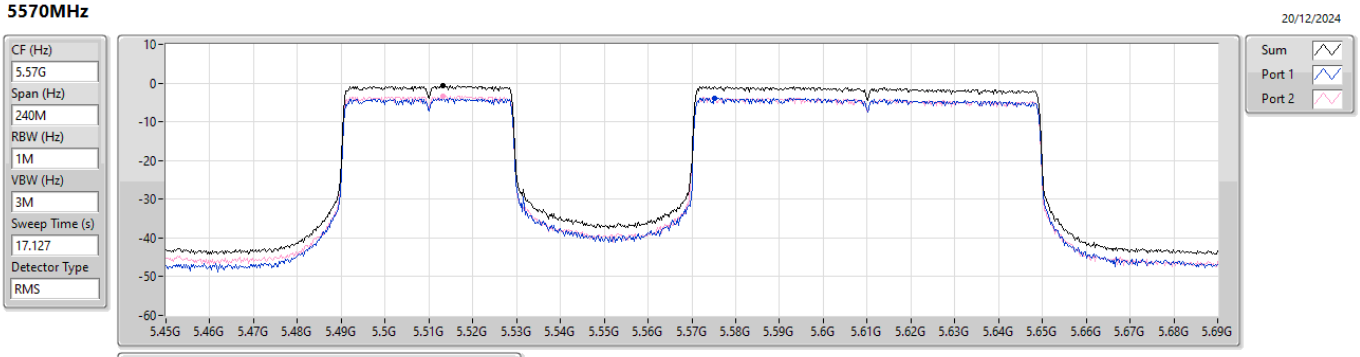

Sum	PD	Port 1	Port 2
(dBm/RBW)	(dBm/RBW)	(dBm/RBW)	(dBm/RBW)
-0.74	-0.74	-3.90	-3.46

5.47-5.725GHz_802.11be EHT160_Nss1,(MCS0),RU726+RU242+RU242 MRU 1_2TX **PSD**

5570MHz

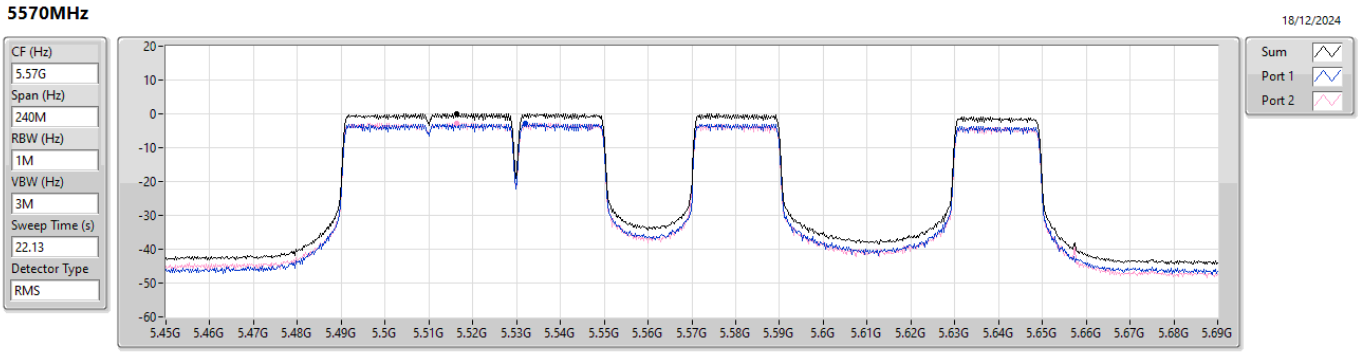

Sum	PD	Port 1	Port 2
(dBm/RBW)	(dBm/RBW)	(dBm/RBW)	(dBm/RBW)
0.09	0.09	-2.85	-2.81

5.47-5.725GHz_802.11be EHT160_Nss1,(MCS0),RU484+RU484 MRU 1_2TX **PSD**

5570MHz

18/12/2024

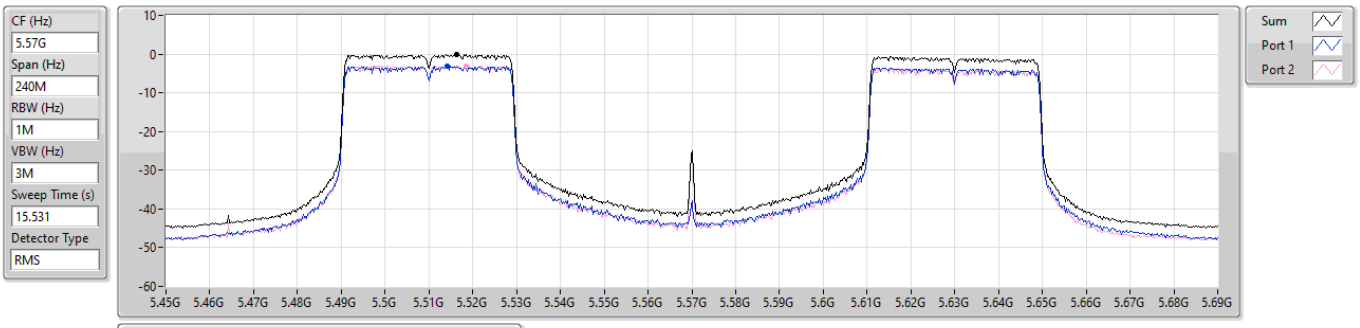

Sum	PD	Port 1	Port 2
(dBm/RBW)	(dBm/RBW)	(dBm/RBW)	(dBm/RBW)
-0.19	-0.19	-3.21	-3.05

Summary

Mode	PD (dBm/RBW)	EIRP PD (dBm/RBW)
5.15-5.25GHz	-	-
802.11be EHT80_Nss1,(MCS0)_2TX	2.59	12.28
802.11be EHT160_Nss1,(MCS0)_2TX	-0.45	9.24
5.25-5.35GHz	-	-
802.11be EHT80_Nss1,(MCS0)_2TX	2.81	12.55
802.11be EHT160_Nss1,(MCS0)_2TX	-0.36	9.38
5.47-5.725GHz	-	-
802.11be EHT80_Nss1,(MCS0)_2TX	3.18	13.24
802.11be EHT160_Nss1,(MCS0)_2TX	-3.25	6.81
5.725-5.85GHz	-	-
802.11be EHT80_Nss1,(MCS0)_2TX	0.73	10.02

RBW = 500kHz for 5.725-5.85GHz band / 1MHz for other band;

Result

Mode	Result	DG (dBi)	Port 1 (dBm/RBW)	Port 2 (dBm/RBW)	PD (dBm/RBW)	PD Limit (dBm/RBW)	EIRP PD (dBm/RBW)	EIRP PD Limit (dBm/RBW)
802.11be EHT80_Nss1,(MCS0),RU484+RU242 CP 4_2TX	-	-	-	-	-	-	-	-
5210MHz	Pass	9.69	-0.28	-0.43	2.59	13.31	12.28	23.00
802.11be EHT80_Nss1,(MCS0),RU484+RU242 CP 1_2TX	-	-	-	-	-	-	-	-
5290MHz	Pass	9.74	-0.06	-0.13	2.81	7.26	12.55	17.00
802.11be EHT80_Nss1,(MCS0),RU484+RU242 CP 3_2TX	-	-	-	-	-	-	-	-
5530MHz	Pass	10.06	-1.30	-1.64	1.38	6.94	11.44	17.00
802.11be EHT80_Nss1,(MCS0),RU484+RU242 CP 2_2TX	-	-	-	-	-	-	-	-
5610MHz	Pass	10.06	-0.06	-0.04	2.94	6.94	13.00	17.00
802.11be EHT80_Nss1,(MCS0),RU484+RU242 CP 3_2TX	-	-	-	-	-	-	-	-
5690MHz Straddle 5.47-5.725GHz	Pass	10.06	0.15	0.25	3.18	6.94	13.24	17.00
802.11be EHT80_Nss1,(MCS0),RU484+RU242 CP 3_2TX	-	-	-	-	-	-	-	-
5690MHz Straddle 5.725-5.85GHz	Pass	9.29	-2.47	-2.40	0.52	26.71	9.81	36.00
802.11be EHT80_Nss1,(MCS0),RU484+RU242 CP 3_2TX	-	-	-	-	-	-	-	-
5775MHz	Pass	9.29	-2.30	-2.23	0.73	26.71	10.02	36.00
802.11be EHT160_Nss1,(MCS0),RU996+RU484+RU242 CP 6_2TX	-	-	-	-	-	-	-	-
5250MHz Straddle 5.15-5.25GHz	Pass	9.69	-4.11	-4.76	-1.48	13.31	8.21	23.00
802.11be EHT160_Nss1,(MCS0),RU996+RU484 CP 3_2TX	-	-	-	-	-	-	-	-
5250MHz Straddle 5.15-5.25GHz	Pass	9.69	-3.36	-3.40	-0.45	13.31	9.24	23.00
802.11be EHT160_Nss1,(MCS0),RU996+RU484+RU242 CP 6_2TX	-	-	-	-	-	-	-	-
5250MHz Straddle 5.25-5.35GHz	Pass	9.74	-3.75	-4.40	-1.15	7.26	8.59	17.00
802.11be EHT160_Nss1,(MCS0),RU996+RU484 CP 3_2TX	-	-	-	-	-	-	-	-
5250MHz Straddle 5.25-5.35GHz	Pass	9.74	-3.09	-3.50	-0.36	7.26	9.38	17.00
802.11be EHT160_Nss1,(MCS0),RU996+RU484+RU242 CP 6_2TX	-	-	-	-	-	-	-	-
5570MHz	Pass	10.06	-7.88	-7.88	-4.98	6.94	5.08	17.00
802.11be EHT160_Nss1,(MCS0),RU996+RU484 CP 3_2TX	-	-	-	-	-	-	-	-
5570MHz	Pass	10.06	-6.14	-6.18	-3.25	6.94	6.81	17.00

DG = Directional Gain; RBW = 500kHz for 5.725-5.85GHz band / 1MHz for other band;
PD = trace bin-by-bin of each transmits port summing can be performed maximum power density; Port X = Port X Power Density;
Inf = There's no restriction for the limit.

5.15-5.25GHz_802.11be EHT80_Nss1,(MCS0),RU484+RU242 CP 4_2TX **PSD**

5210MHz

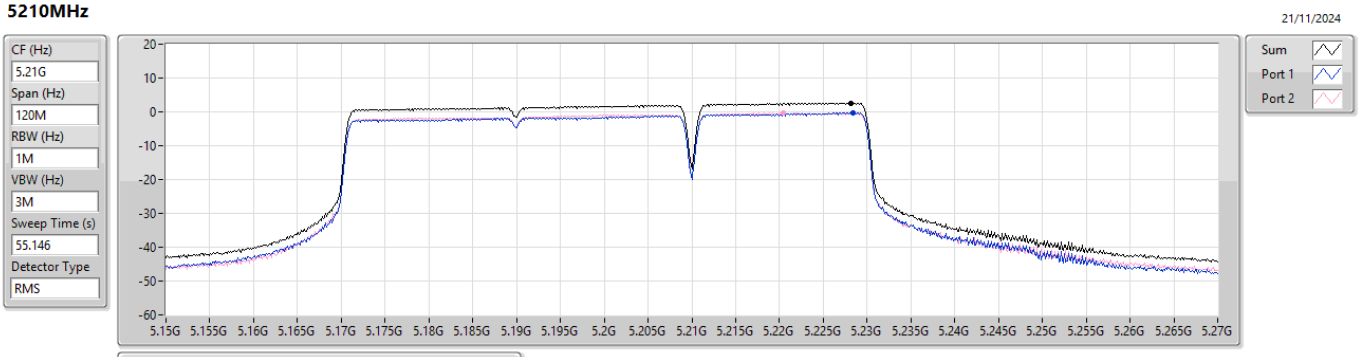

Sum	PD	Port 1	Port 2
(dBm/RBW)	(dBm/RBW)	(dBm/RBW)	(dBm/RBW)
2.59	2.59	-0.28	-0.43

5.25-5.35GHz_802.11be EHT80_Nss1,(MCS0),RU484+RU242 CP 1_2TX **PSD**

5290MHz

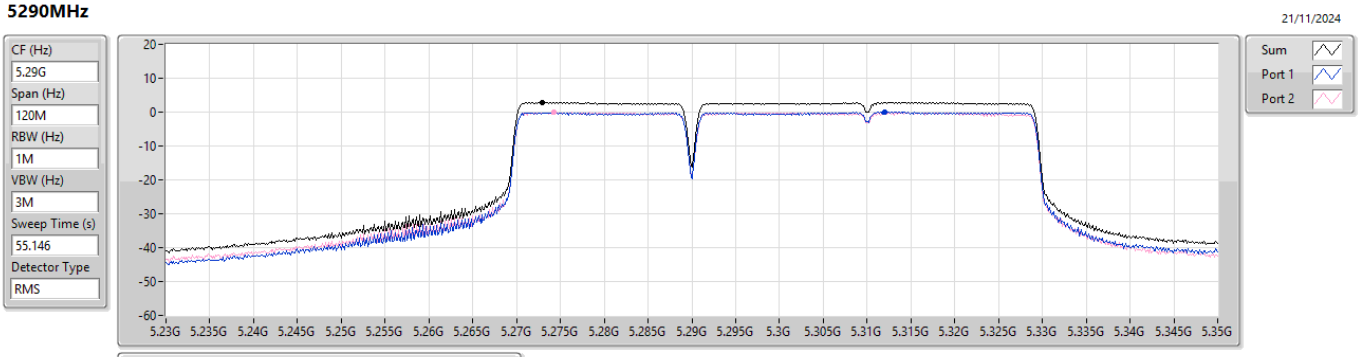

Sum	PD	Port 1	Port 2
(dBm/RBW)	(dBm/RBW)	(dBm/RBW)	(dBm/RBW)
2.81	2.81	-0.06	-0.13

5.47-5.725GHz_802.11be EHT80_Nss1,(MCS0),RU484+RU242 CP 3_2TX **PSD**

5530MHz

05/12/2024

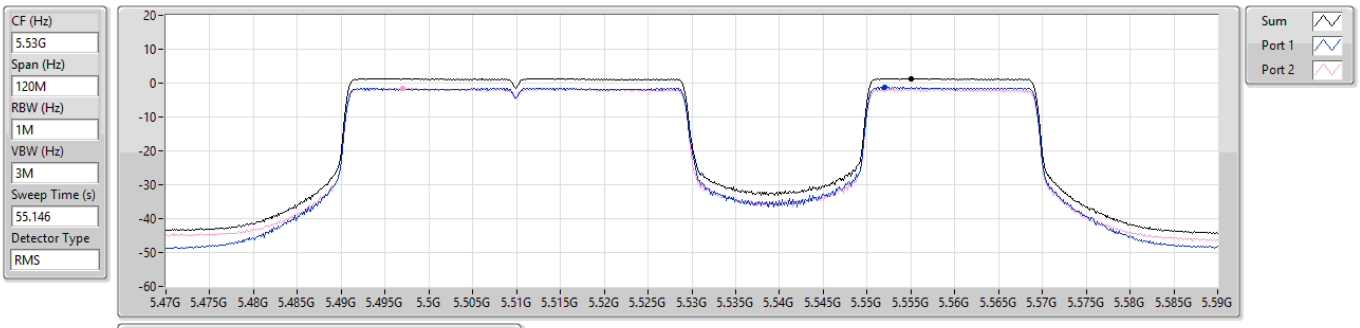

Sum	PD	Port 1	Port 2
(dBm/RBW)	(dBm/RBW)	(dBm/RBW)	(dBm/RBW)
1.38	1.38	-1.30	-1.64

5.47-5.725GHz_802.11be EHT80_Nss1,(MCS0),RU484+RU242 CP 2_2TX **PSD**

5610MHz

21/11/2024

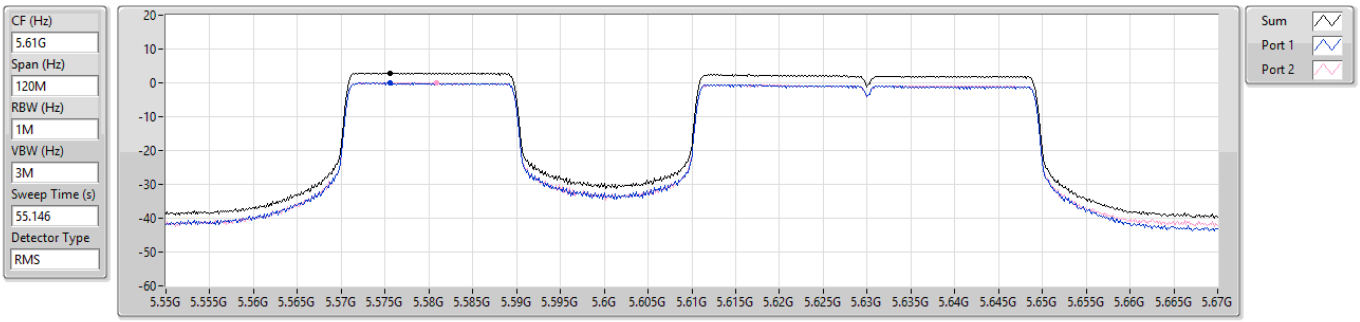

Sum	PD	Port 1	Port 2
(dBm/RBW)	(dBm/RBW)	(dBm/RBW)	(dBm/RBW)
2.94	2.94	-0.06	-0.04

5.47-5.725GHz_802.11be EHT80_Nss1,(MCS0),RU484+RU242 CP 3_2TX **PSD**

5690MHz Straddle 5.47-5.725GHz

21/11/2024

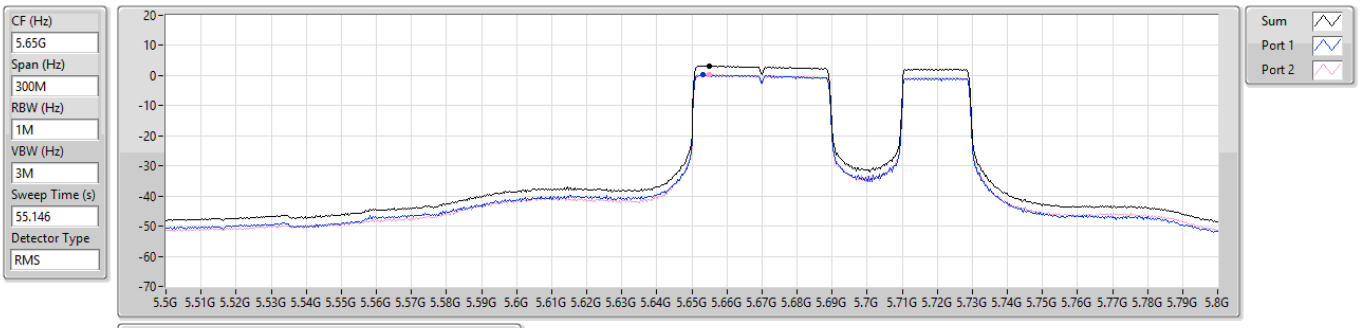

Sum	PD	Port 1	Port 2
(dBm/RBW)	(dBm/RBW)	(dBm/RBW)	(dBm/RBW)
3.18	3.18	0.15	0.25

5.725-5.85GHz_802.11be EHT80_Nss1,(MCS0),RU484+RU242 CP 3_2TX **PSD**

5690MHz Straddle 5.725-5.85GHz

21/11/2024

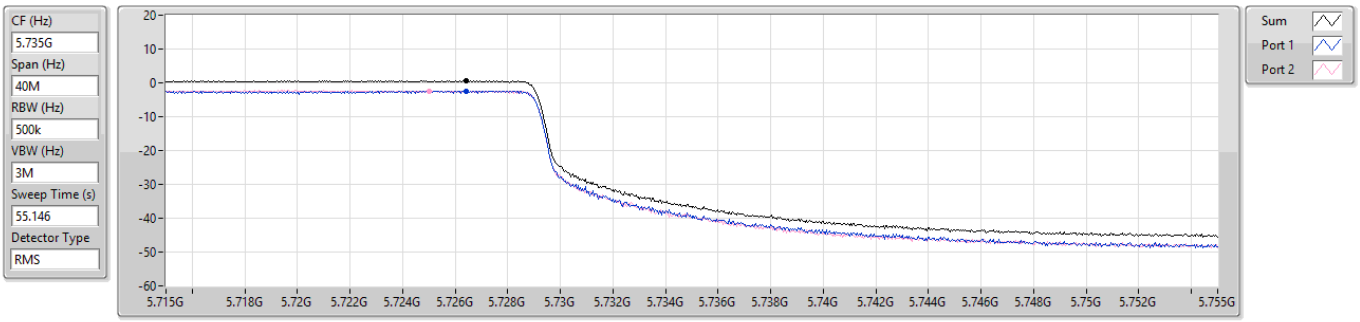

Sum	PD	Port 1	Port 2
(dBm/RBW)	(dBm/RBW)	(dBm/RBW)	(dBm/RBW)
0.52	0.52	-2.47	-2.40

5.725-5.85GHz_802.11be EHT80_Nss1,(MCS0),RU484+RU242 CP 3_2TX **PSD**

5775MHz

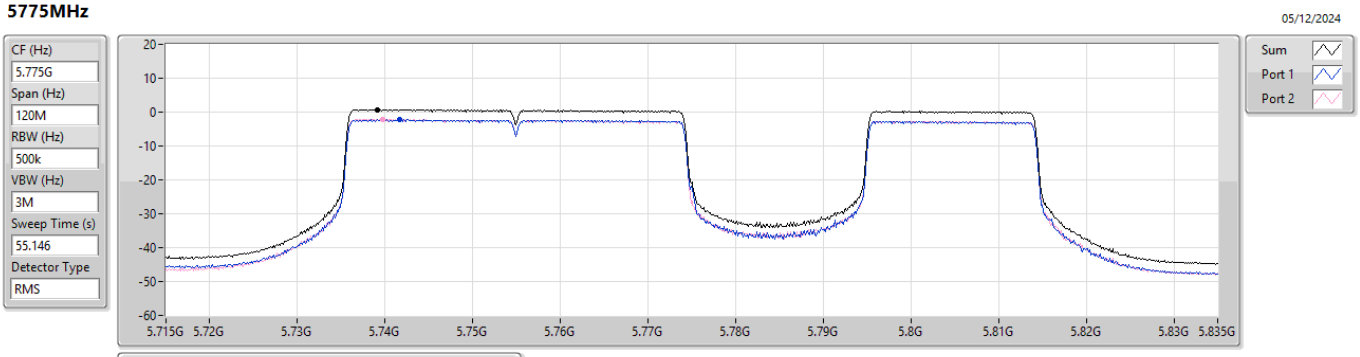

Sum	PD	Port 1	Port 2
(dBm/RBW)	(dBm/RBW)	(dBm/RBW)	(dBm/RBW)
0.73	0.73	-2.30	-2.23

5.15-5.25GHz_802.11be EHT160_Nss1,(MCS0),RU996+RU484+RU242 CP 6_2TX **PSD**

5250MHz Straddle 5.15-5.25GHz

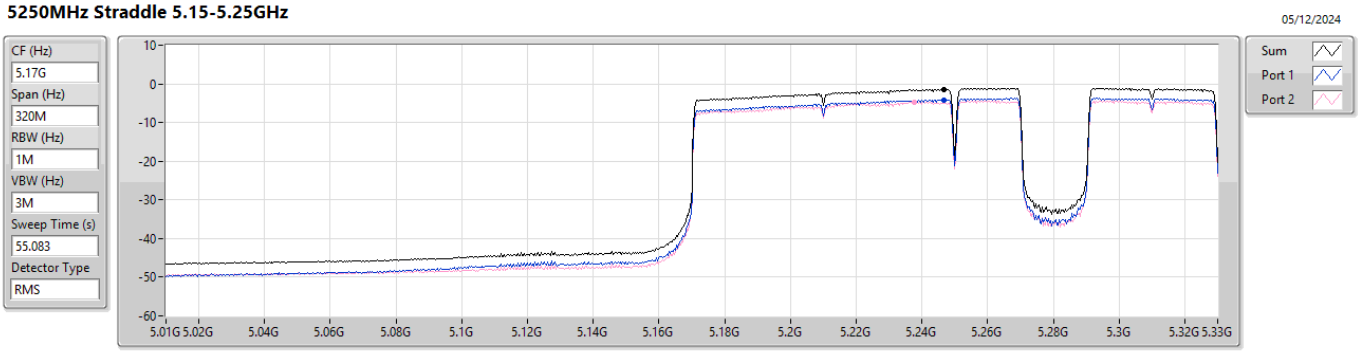

Sum	PD	Port 1	Port 2
(dBm/RBW)	(dBm/RBW)	(dBm/RBW)	(dBm/RBW)
-1.48	-1.48	-4.11	-4.76

5.15-5.25GHz_802.11be EHT160_Nss1,(MCS0),RU996+RU484 CP 3_2TX **PSD**

5250MHz Straddle 5.15-5.25GHz

21/11/2024

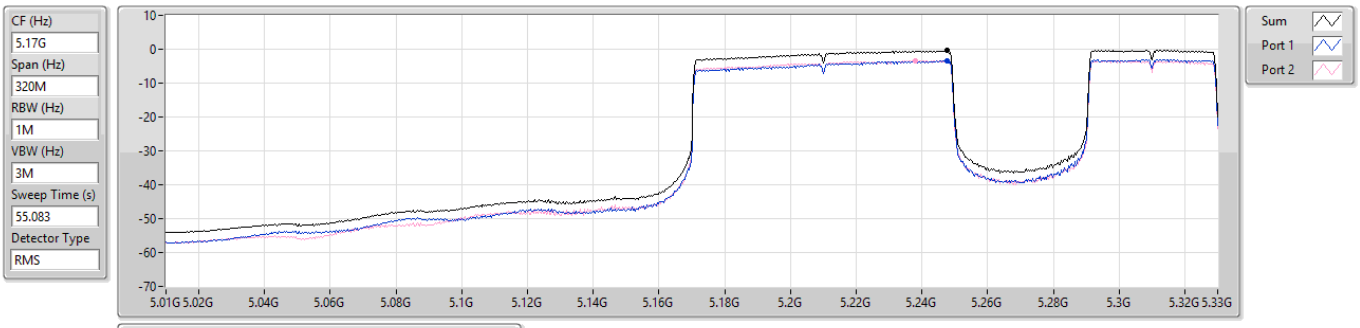

Sum	PD	Port 1	Port 2
(dBm/RBW)	(dBm/RBW)	(dBm/RBW)	(dBm/RBW)
-0.45	-0.45	-3.36	-3.40

5.25-5.35GHz_802.11be EHT160_Nss1,(MCS0),RU996+RU484+RU242 CP 6_2TX **PSD**

5250MHz Straddle 5.25-5.35GHz

05/12/2024

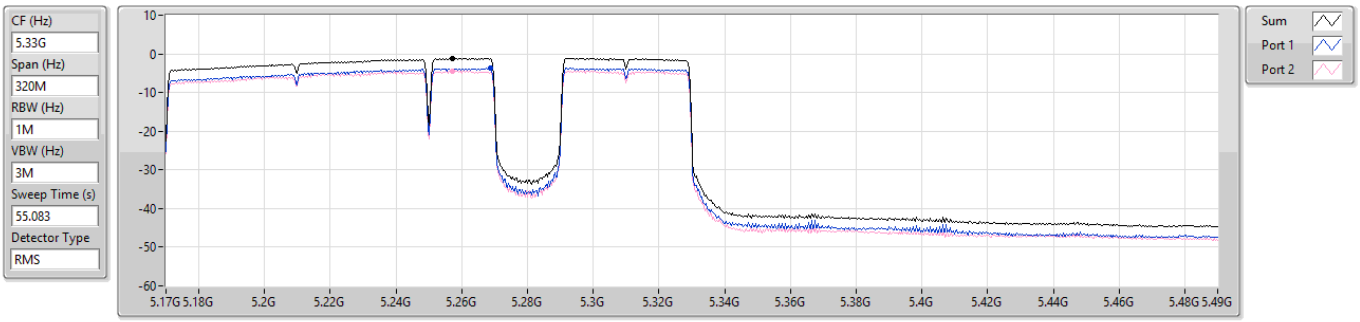

Sum	PD	Port 1	Port 2
(dBm/RBW)	(dBm/RBW)	(dBm/RBW)	(dBm/RBW)
-1.15	-1.15	-3.75	-4.40

5.25-5.35GHz_802.11be EHT160_Nss1,(MCS0),RU996+RU484 CP 3_2TX **PSD**

5250MHz Straddle 5.25-5.35GHz

21/11/2024

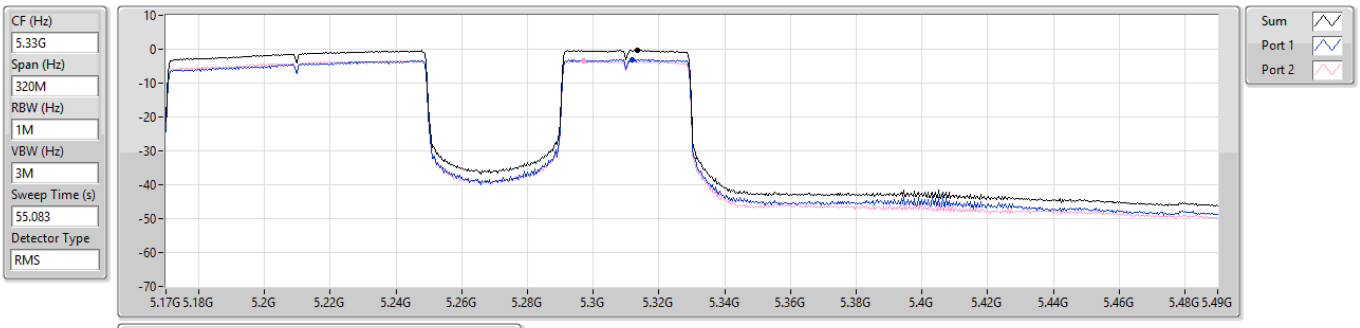

Sum	PD	Port 1	Port 2
(dBm/RBW)	(dBm/RBW)	(dBm/RBW)	(dBm/RBW)
-0.36	-0.36	-3.09	-3.50

5.47-5.725GHz_802.11be EHT160_Nss1,(MCS0),RU996+RU484+RU242 CP 6_2TX **PSD**

5570MHz

05/12/2024

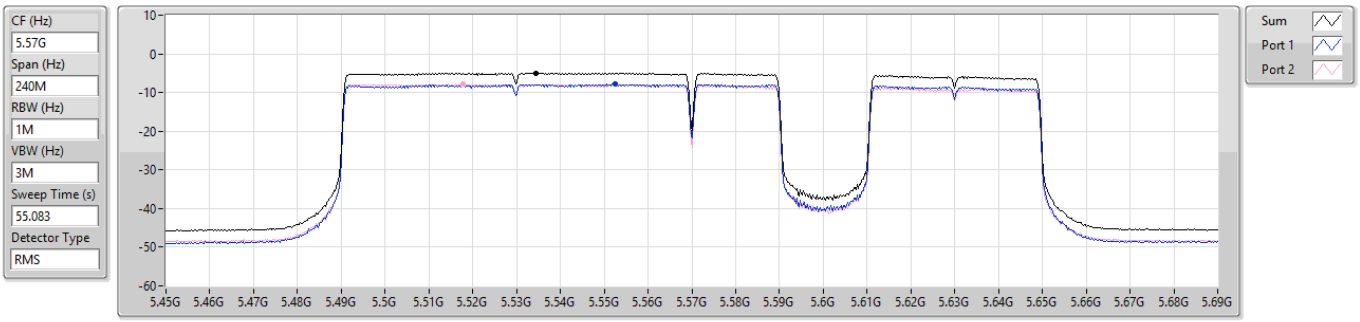

Sum	PD	Port 1	Port 2
(dBm/RBW)	(dBm/RBW)	(dBm/RBW)	(dBm/RBW)
-4.98	-4.98	-7.88	-7.88

5.47-5.725GHz_802.11be EHT160_Nss1,(MCS0),RU996+RU484 CP 3_2TX **PSD**

5570MHz

05/12/2024

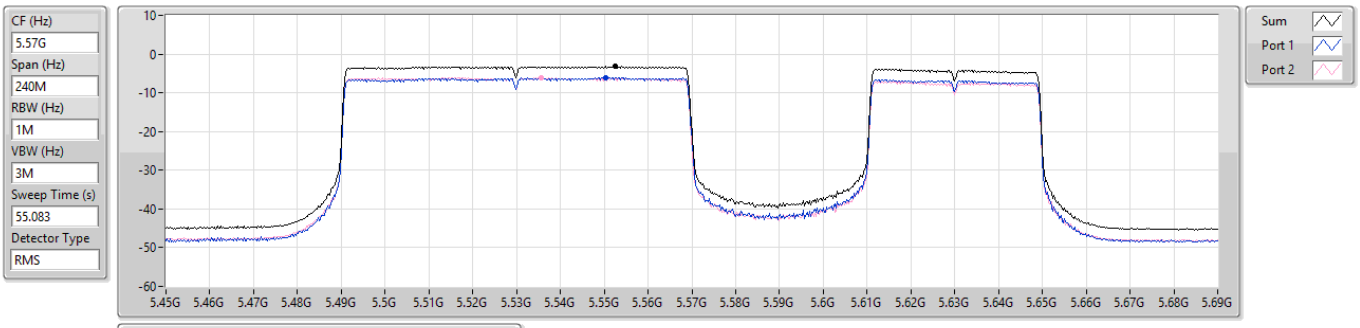

Sum	PD	Port 1	Port 2
(dBm/RBW)	(dBm/RBW)	(dBm/RBW)	(dBm/RBW)
-3.25	-3.25	-6.14	-6.18

Summary

Mode	Result	Type	Freq (Hz)	Level (dBuV/m)	Limit (dBuV/m)	Margin (dB)	Condition
Mode 2	Pass	PK	68.8M	36.70	40.00	-3.30	Vertical

Mode 2

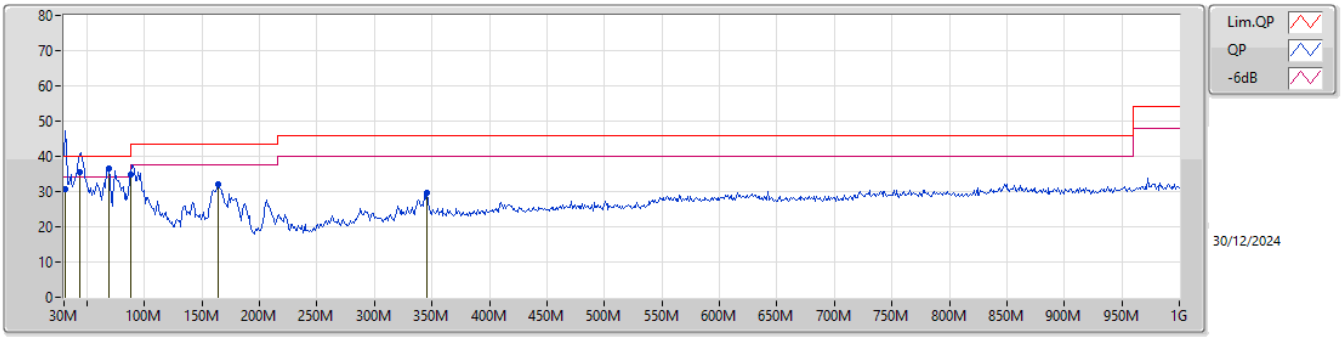

Type	Freq	Level	Limit	Margin	Factor	Dist	Condition	Azimuth	Height	Comment	Raw	AF	CL	PA
	(Hz)	(dBuV/m)	(dBuV/m)	(dB)	(dB/m)	(m)		(°)	(m)		(dBuV)	(dB/m)	(dB)	(dB)
QP	30.97M	30.68	40.00	-9.32	-8.06	3	Vertical	152	1.00	-	38.74	23.70	0.55	32.31
QP	43.58M	35.53	40.00	-4.47	-14.62	3	Vertical	181	1.25	-	50.15	16.98	0.65	32.25
PK	68.8M	36.70	40.00	-3.30	-19.43	3	Vertical	211	2.00	"Worst"	56.13	12.18	0.85	32.46
PK	88M	35.00	43.50	-8.50	-16.97	3	Vertical	222	1.50	-	51.97	14.35	0.97	32.29
PK	163.86M	32.11	43.50	-11.39	-15.21	3	Vertical	129	1.00	-	47.32	15.75	1.27	32.23
PK	345.25M	29.78	46.00	-16.22	-9.93	3	Vertical	179	1.00	-	39.71	20.02	1.84	31.79

Mode 2

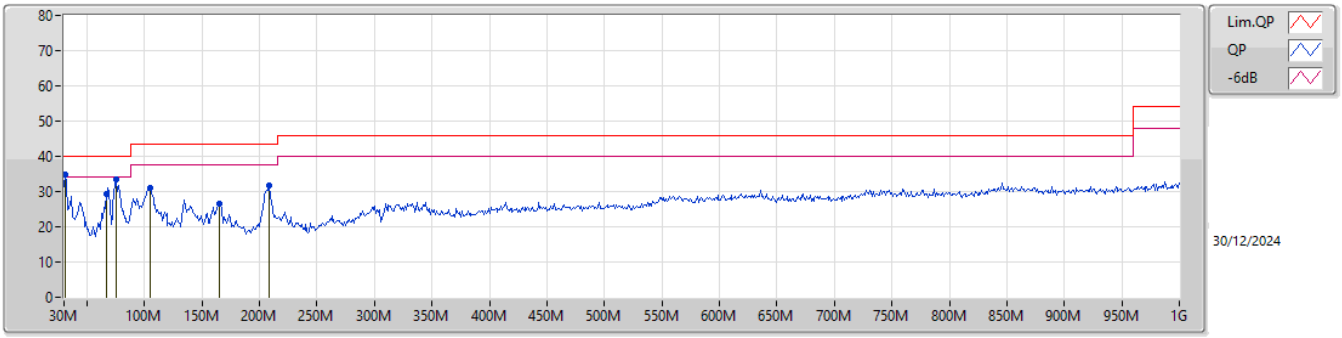

Type	Freq	Level	Limit	Margin	Factor	Dist	Condition	Azimuth	Height	Comment	Raw	AF	CL	PA
	(Hz)	(dBuV/m)	(dBuV/m)	(dB)	(dB/m)	(m)		(°)	(m)		(dBuV)	(dB/m)	(dB)	(dB)
PK	30.97M	34.69	40.00	-5.31	-8.06	3	Horizontal	33	1.25	"Worst"	42.75	23.70	0.55	32.31
PK	66.86M	29.47	40.00	-10.53	-19.57	3	Horizontal	212	2.00	-	49.04	12.08	0.80	32.45
PK	75.59M	33.34	40.00	-6.66	-19.06	3	Horizontal	114	2.00	-	52.40	12.54	0.88	32.48
PK	104.69M	31.08	43.50	-12.42	-14.08	3	Horizontal	89	3.00	-	45.16	17.02	1.02	32.12
PK	164.83M	26.45	43.50	-17.05	-15.21	3	Horizontal	251	1.50	-	41.66	15.73	1.28	32.22
PK	208.48M	31.65	43.50	-11.85	-15.58	3	Horizontal	139	1.50	-	47.23	15.16	1.42	32.16

Summary

Mode	Result	Type	Freq (Hz)	Level (dBuV/m)	Limit (dBuV/m)	Margin (dB)	Dist (m)	Condition	Azimuth (°)	Height (m)	Comments
5.15-5.25GHz	-	-	-	-	-	-	-	-	-	-	-
802.11be EHT20_Nss1,(MCS0)_2TX	Pass	AV	5.15G	53.89	54.00	-0.11	3	Vertical	272	2.20	-

5.15-5.25GHz_802.11a_Nss1,(6Mbps)_2TX

5180MHz_TX

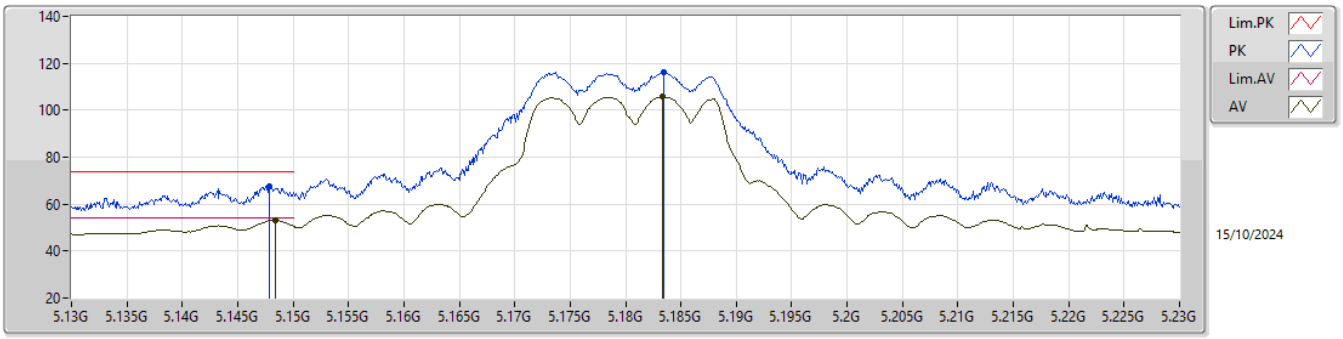

EUT Z_2TX
Setting 19.5
01-D-P-5-10

Type	Freq	Level	Limit	Margin	Raw	Dist	Condition	Azimuth	Height	Comment	AF	CL	PA
	(Hz)	(dBuV/m)	(dBuV/m)	(dB)	(dBuV)	(m)		(°)	(m)		(dB)	(dB)	(dB)
PK	5.1478G	67.80	74.00	-6.20	60.51	3	Vertical	272	2.27	-	33.19	6.64	32.54
AV	5.1484G	53.20	54.00	-0.80	45.91	3	Vertical	272	2.27	-	33.19	6.64	32.54
PK	5.1835G	116.20	Inf	-Inf	108.98	3	Vertical	272	2.27	-	33.13	6.63	32.54
AV	5.1833G	105.69	Inf	-Inf	98.47	3	Vertical	272	2.27	-	33.13	6.63	32.54

5.15-5.25GHz_802.11a_Nss1,(6Mbps)_2TX

5180MHz_TX

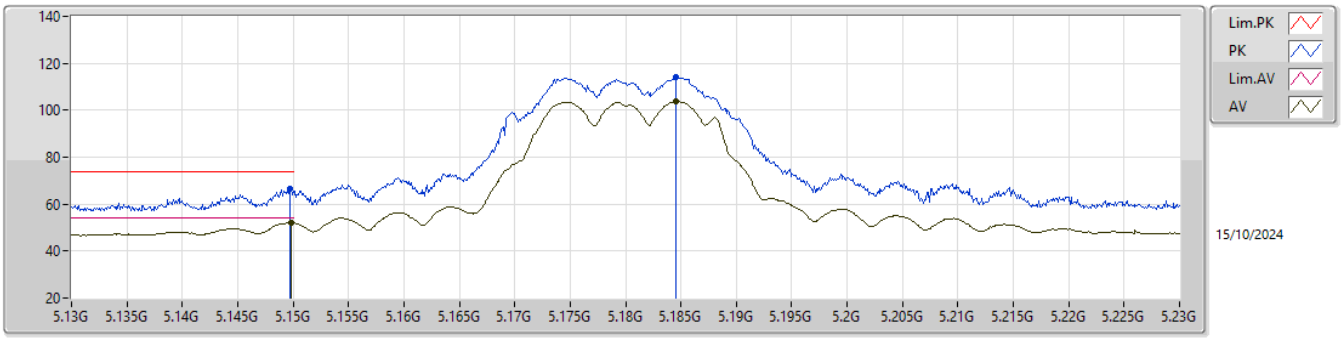

EUT Z_2TX
Setting 19.5
01-D-P-5-10

Type	Freq	Level	Limit	Margin	Raw	Dist	Condition	Azimuth	Height	Comment	AF	CL	PA
	(Hz)	(dBuV/m)	(dBuV/m)	(dB)	(dBuV)	(m)		(°)	(m)		(dB)	(dB)	(dB)
PK	5.1497G	66.59	74.00	-7.41	59.29	3	Horizontal	278	2.54	-	33.20	6.64	32.54
AV	5.1498G	52.10	54.00	-1.90	44.80	3	Horizontal	278	2.54	-	33.20	6.64	32.54
PK	5.1846G	114.11	Inf	-Inf	106.89	3	Horizontal	278	2.54	-	33.13	6.63	32.54
AV	5.1846G	103.73	Inf	-Inf	96.51	3	Horizontal	278	2.54	-	33.13	6.63	32.54

5.15-5.25GHz_802.11a_Nss1,(6Mbps)_2TX

5180MHz_TX

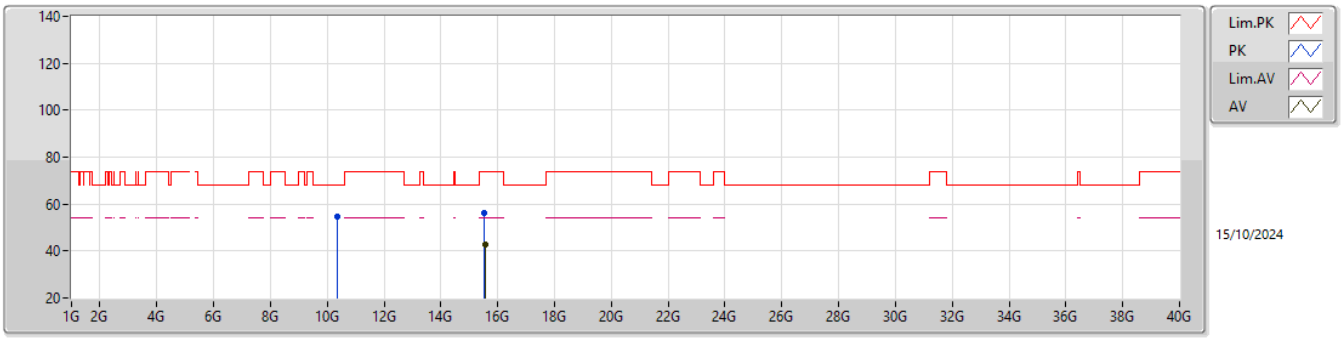

EUT Z_2TX
Setting 19.5
01-D-P-5

Type	Freq	Level	Limit	Margin	Raw	Dist	Condition	Azimuth	Height	Comment	AF	CL	PA
	(Hz)	(dBuV/m)	(dBuV/m)	(dB)	(dBuV)	(m)		(°)	(m)		(dB)	(dB)	(dB)
PK	10.36538G	54.62	68.20	-13.58	50.90	3	Vertical	5	1.84	-	38.50	10.69	45.47
PK	15.53434G	56.19	74.00	-17.81	49.87	3	Vertical	112	2.99	-	37.93	13.60	45.21
AV	15.54492G	42.84	54.00	-11.16	36.54	3	Vertical	112	2.99	-	37.91	13.60	45.21

5.15-5.25GHz_802.11a_Nss1,(6Mbps)_2TX

5180MHz_TX

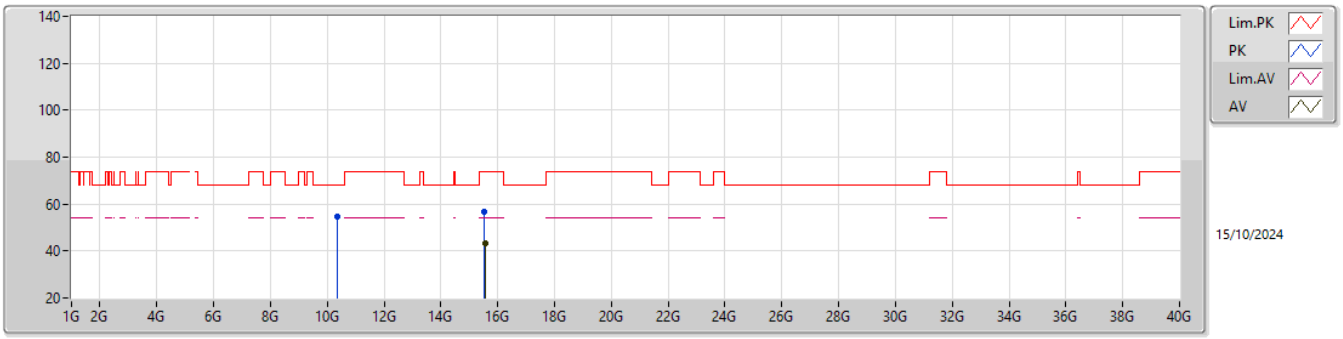

EUT Z_2TX
Setting 19.5
01-D-P-5

Type	Freq	Level	Limit	Margin	Raw	Dist	Condition	Azimuth	Height	Comment	AF	CL	PA
	(Hz)	(dBuV/m)	(dBuV/m)	(dB)	(dBuV)	(m)		(°)	(m)		(dB)	(dB)	(dB)
PK	10.35534G	54.82	68.20	-13.38	51.10	3	Horizontal	268	2.43	-	38.50	10.68	45.46
PK	15.53558G	56.75	74.00	-17.25	50.43	3	Horizontal	359	1.80	-	37.93	13.60	45.21
AV	15.54734G	43.21	54.00	-10.79	36.91	3	Horizontal	359	1.80	-	37.91	13.60	45.21

5.15-5.25GHz_802.11a_Nss1,(6Mbps)_2TX

5200MHz_TX

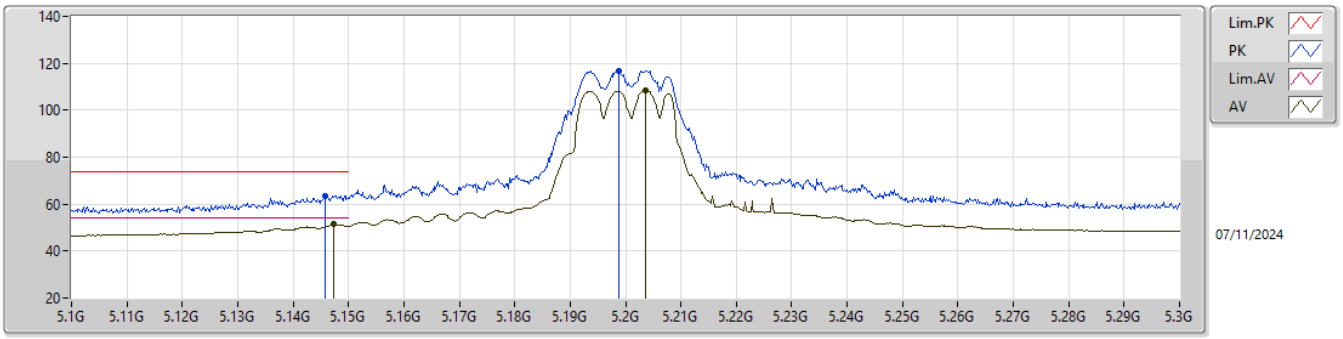

EUT Z_2TX
Setting 20.5
03-V-V-1-10

Type	Freq	Level	Limit	Margin	Raw	Dist	Condition	Azimuth	Height	Comment	AF	CL	PA
	(Hz)	(dBuV/m)	(dBuV/m)	(dB)	(dBuV)	(m)		(°)	(m)		(dB)	(dB)	(dB)
PK	5.1458G	63.68	74.00	-10.32	57.53	3	Vertical	272	2.34	-	33.97	7.48	35.30
AV	5.1474G	51.45	54.00	-2.55	45.28	3	Vertical	272	2.34	-	33.98	7.49	35.30
PK	5.1988G	116.96	Inf	-Inf	110.64	3	Vertical	272	2.34	-	34.00	7.61	35.29
AV	5.2036G	108.32	Inf	-Inf	101.99	3	Vertical	272	2.34	-	34.01	7.61	35.29

5.15-5.25GHz_802.11a_Nss1,(6Mbps)_2TX

5200MHz_TX

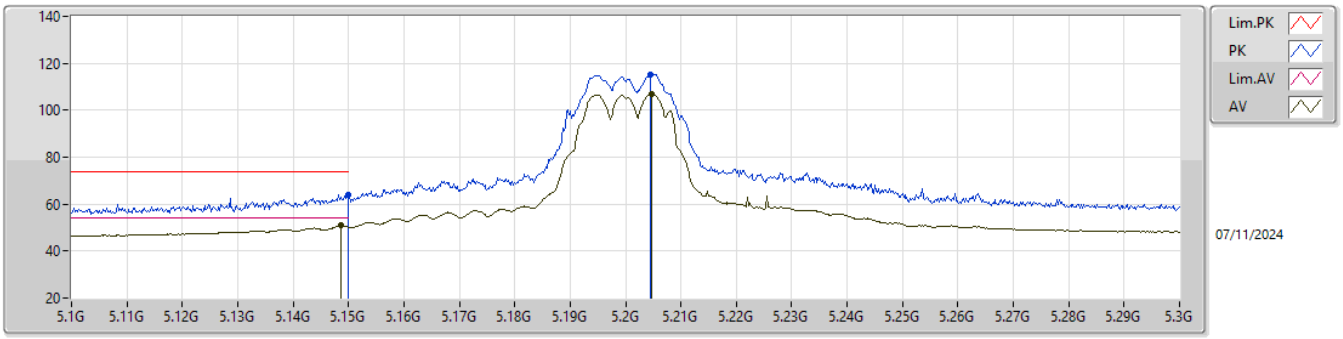

EUT Z_2TX
Setting 20.5
03-V-V-1-10

Type	Freq	Level	Limit	Margin	Raw	Dist	Condition	Azimuth	Height	Comment	AF	CL	PA
	(Hz)	(dBuV/m)	(dBuV/m)	(dB)	(dBuV)	(m)		(°)	(m)		(dB)	(dB)	(dB)
PK	5.15G	64.13	74.00	-9.87	57.94	3	Horizontal	277	2.47	-	34.00	7.49	35.30
AV	5.1486G	50.81	54.00	-3.19	44.63	3	Horizontal	277	2.47	-	33.99	7.49	35.30
PK	5.2046G	115.42	Inf	-Inf	109.08	3	Horizontal	277	2.47	-	34.01	7.62	35.29
AV	5.2048G	106.88	Inf	-Inf	100.54	3	Horizontal	277	2.47	-	34.01	7.62	35.29

5.15-5.25GHz_802.11a_Nss1,(6Mbps)_2TX

5200MHz_TX

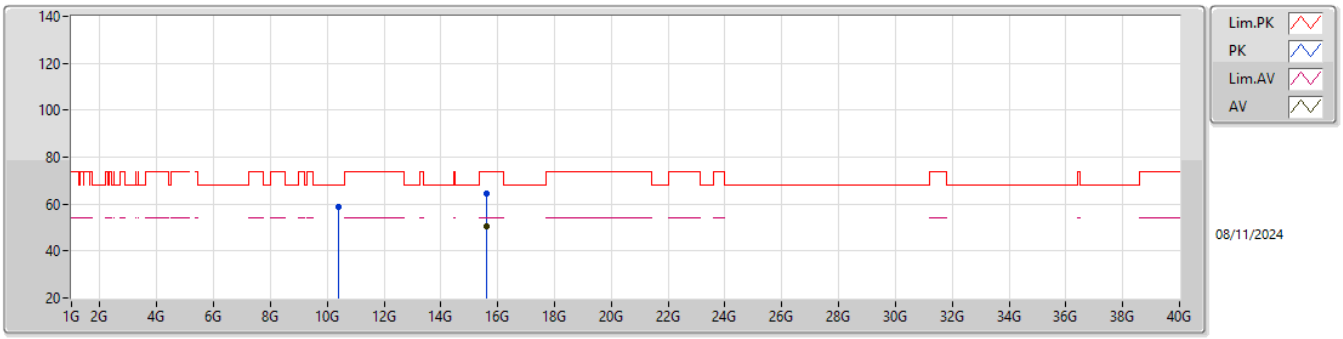

EUT Z_2TX
Setting 20.5
01-C-V-1

Type	Freq	Level	Limit	Margin	Raw	Dist	Condition	Azimuth	Height	Comment	AF	CL	PA
	(Hz)	(dBuV/m)	(dBuV/m)	(dB)	(dBuV)	(m)		(°)	(m)		(dB)	(dB)	(dB)
PK	10.40903G	58.90	68.20	-9.30	41.93	3	Vertical	20	1.80	-	38.72	10.74	32.49
PK	15.59964G	64.28	74.00	-9.72	45.01	3	Vertical	352	1.06	-	38.40	13.61	32.74
AV	15.61161G	50.54	54.00	-3.46	31.34	3	Vertical	352	1.06	-	38.33	13.61	32.74

5.15-5.25GHz_802.11a_Nss1,(6Mbps)_2TX

5200MHz_TX

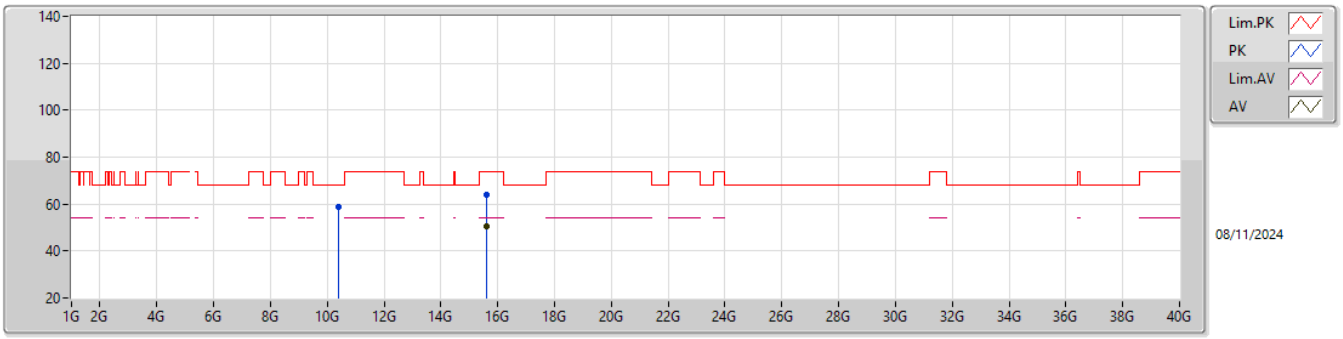

EUT Z_2TX
Setting 20.5
01-C-V-1

Type	Freq	Level	Limit	Margin	Raw	Dist	Condition	Azimuth	Height	Comment	AF	CL	PA
	(Hz)	(dBuV/m)	(dBuV/m)	(dB)	(dBuV)	(m)		(°)	(m)		(dB)	(dB)	(dB)
PK	10.4111G	58.97	68.20	-9.23	42.00	3	Horizontal	216	2.78	-	38.72	10.74	32.49
PK	15.61164G	63.98	74.00	-10.02	44.78	3	Horizontal	134	1.80	-	38.33	13.61	32.74
AV	15.61155G	50.56	54.00	-3.44	31.36	3	Horizontal	134	1.80	-	38.33	13.61	32.74

5.15-5.25GHz_802.11a_Nss1,(6Mbps)_2TX

5240MHz_TX

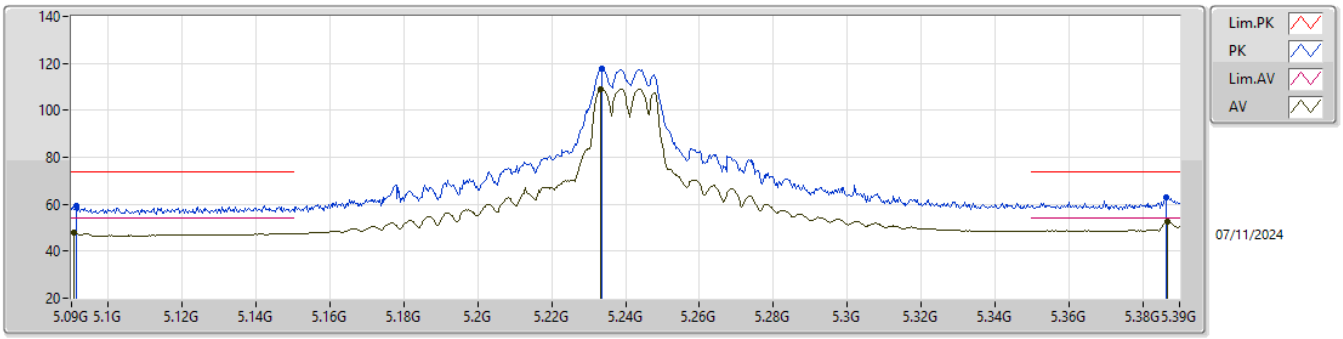

EUT Z_2TX
Setting 22
03-V-V-1-10

Type	Freq	Level	Limit	Margin	Raw	Dist	Condition	Azimuth	Height	Comment	AF	CL	PA
	(Hz)	(dBuV/m)	(dBuV/m)	(dB)	(dBuV)	(m)		(°)	(m)		(dB)	(dB)	(dB)
PK	5.0912G	59.54	74.00	-14.46	53.82	3	Vertical	97	2.28	-	33.68	7.35	35.31
AV	5.0906G	48.11	54.00	-5.89	42.39	3	Vertical	97	2.28	-	33.68	7.35	35.31
PK	5.2337G	117.83	Inf	-Inf	111.40	3	Vertical	97	2.28	-	34.07	7.65	35.29
AV	5.2334G	109.14	Inf	-Inf	102.71	3	Vertical	97	2.28	-	34.07	7.65	35.29
PK	5.3864G	63.04	74.00	-10.96	55.99	3	Vertical	97	2.28	-	34.47	7.84	35.26
AV	5.3867G	52.56	54.00	-1.44	45.51	3	Vertical	97	2.28	-	34.47	7.84	35.26

5.15-5.25GHz_802.11a_Nss1,(6Mbps)_2TX

5240MHz_TX

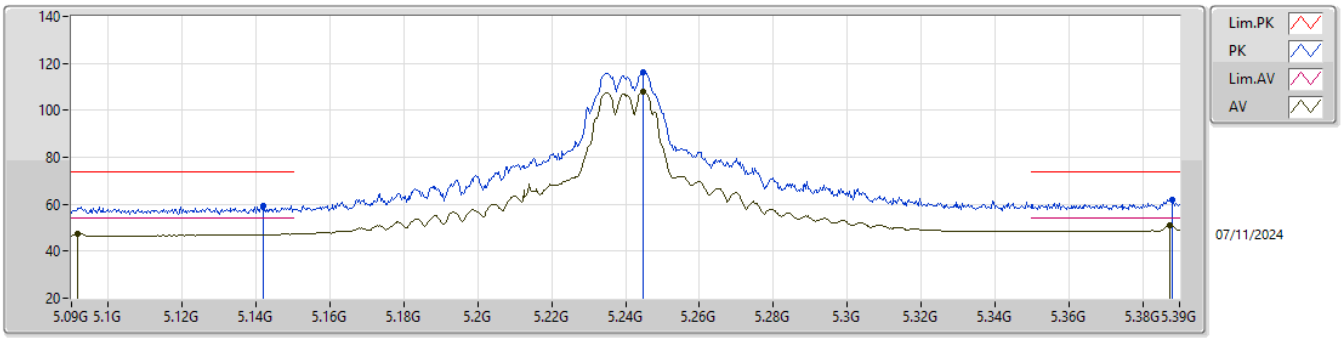

EUT Z_2TX
Setting 22
03-V-V-1-10

Type	Freq	Level	Limit	Margin	Raw	Dist	Condition	Azimuth	Height	Comment	AF	CL	PA
	(Hz)	(dBuV/m)	(dBuV/m)	(dB)	(dBuV)	(m)		(°)	(m)		(dB)	(dB)	(dB)
PK	5.1419G	59.14	74.00	-14.86	53.02	3	Horizontal	278	2.47	-	33.95	7.47	35.30
AV	5.0918G	47.42	54.00	-6.58	41.69	3	Horizontal	278	2.47	-	33.68	7.36	35.31
PK	5.2448G	116.42	Inf	-Inf	109.95	3	Horizontal	278	2.47	-	34.09	7.67	35.29
AV	5.2448G	107.86	Inf	-Inf	101.39	3	Horizontal	278	2.47	-	34.09	7.67	35.29
PK	5.3879G	61.86	74.00	-12.14	54.80	3	Horizontal	278	2.47	-	34.48	7.84	35.26
AV	5.3873G	50.94	54.00	-3.06	43.89	3	Horizontal	278	2.47	-	34.47	7.84	35.26

5.15-5.25GHz_802.11a_Nss1,(6Mbps)_2TX

5240MHz_TX

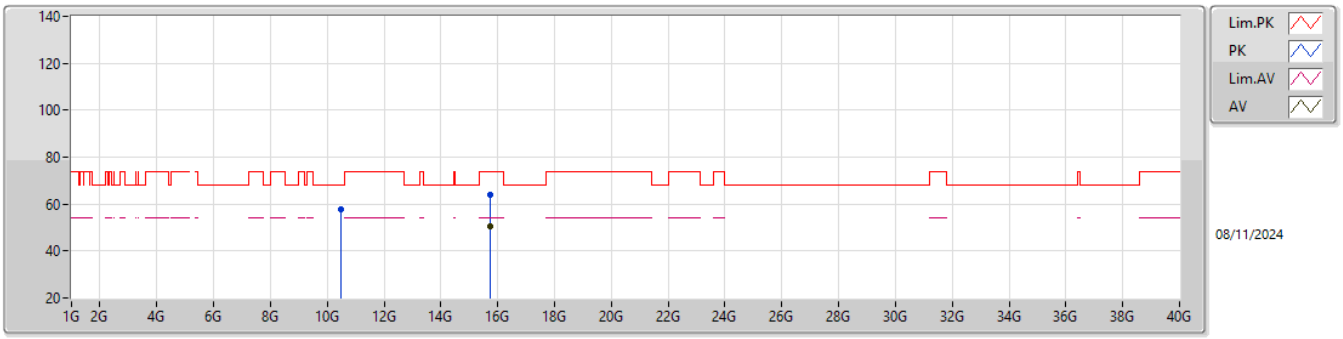

EUT Z_2TX
Setting 22
01-C-V-1

Type	Freq	Level	Limit	Margin	Raw	Dist	Condition	Azimuth	Height	Comment	AF	CL	PA
	(Hz)	(dBuV/m)	(dBuV/m)	(dB)	(dBuV)	(m)		(°)	(m)		(dB)	(dB)	(dB)
PK	10.48975G	57.98	68.20	-10.22	40.62	3	Vertical	267	1.80	-	38.96	10.82	32.42
PK	15.7161G	64.05	74.00	-9.95	44.92	3	Vertical	360	1.80	-	38.26	13.62	32.75
AV	15.72264G	50.29	54.00	-3.71	31.14	3	Vertical	360	1.80	-	38.29	13.62	32.76

5.15-5.25GHz_802.11a_Nss1,(6Mbps)_2TX

5240MHz_TX

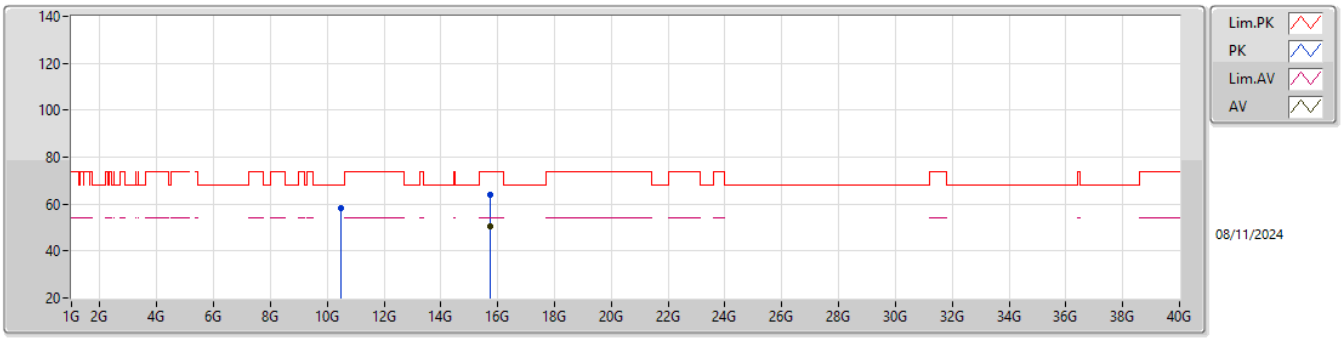

EUT Z_2TX
Setting 22
01-C-V-1

Type	Freq	Level	Limit	Margin	Raw	Dist	Condition	Azimuth	Height	Comment	AF	CL	PA
	(Hz)	(dBuV/m)	(dBuV/m)	(dB)	(dBuV)	(m)		(°)	(m)		(dB)	(dB)	(dB)
PK	10.4803G	58.22	68.20	-9.98	40.92	3	Horizontal	22	1.80	-	38.92	10.81	32.43
PK	15.72123G	64.17	74.00	-9.83	45.03	3	Horizontal	42	1.80	-	38.28	13.62	32.76
AV	15.72822G	50.30	54.00	-3.70	31.13	3	Horizontal	42	1.80	-	38.31	13.62	32.76

5.25-5.35GHz_802.11a_Nss1,(6Mbps)_2TX

5260MHz_TX

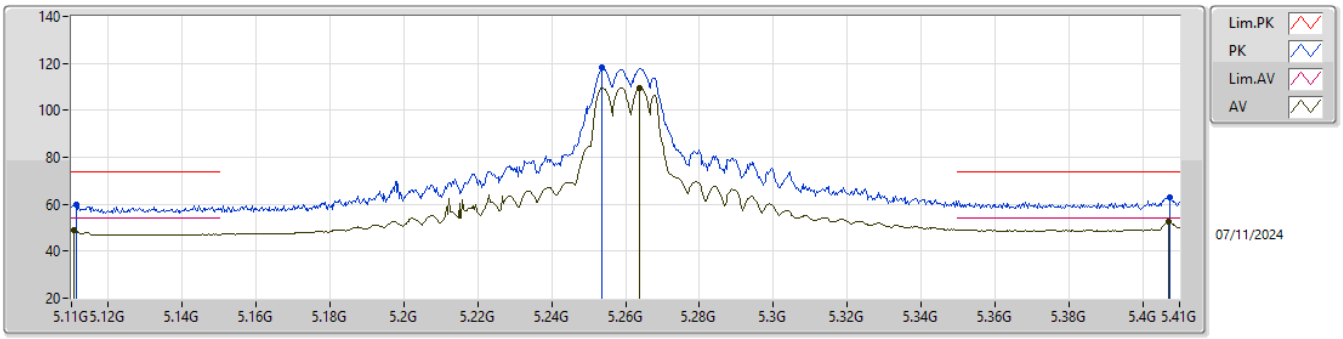

EUT Z_2TX
Setting 22
03-V-V-1-10

Type	Freq	Level	Limit	Margin	Raw	Dist	Condition	Azimuth	Height	Comment	AF	CL	PA
	(Hz)	(dBuV/m)	(dBuV/m)	(dB)	(dBuV)	(m)		(°)	(m)		(dB)	(dB)	(dB)
PK	5.1112G	59.60	74.00	-14.40	53.74	3	Vertical	98	2.16	-	33.77	7.40	35.31
AV	5.1106G	48.88	54.00	-5.12	43.03	3	Vertical	98	2.16	-	33.76	7.40	35.31
PK	5.2537G	118.17	Inf	-Inf	111.66	3	Vertical	98	2.16	-	34.11	7.68	35.28
AV	5.2639G	109.62	Inf	-Inf	103.05	3	Vertical	98	2.16	-	34.16	7.69	35.28
PK	5.4073G	62.69	74.00	-11.31	55.60	3	Vertical	98	2.16	-	34.50	7.85	35.26
AV	5.407G	52.62	54.00	-1.38	45.53	3	Vertical	98	2.16	-	34.50	7.85	35.26

5.25-5.35GHz_802.11a_Nss1,(6Mbps)_2TX

5260MHz_TX

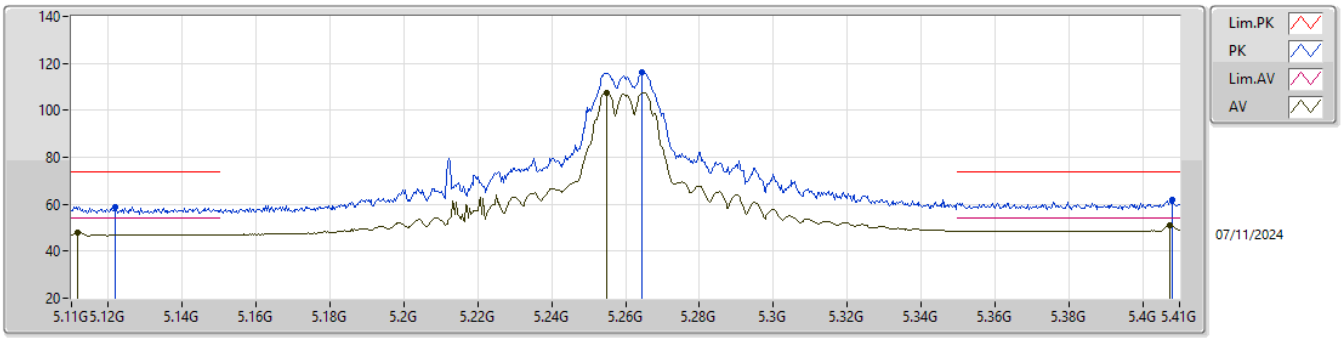

EUT Z_2TX
Setting 22
03-V-V-1-10

Type	Freq	Level	Limit	Margin	Raw	Dist	Condition	Azimuth	Height	Comment	AF	CL	PA
	(Hz)	(dBuV/m)	(dBuV/m)	(dB)	(dBuV)	(m)		(°)	(m)		(dB)	(dB)	(dB)
PK	5.1217G	59.03	74.00	-14.97	53.08	3	Horizontal	277	2.44	-	33.83	7.43	35.31
AV	5.1118G	48.02	54.00	-5.98	42.16	3	Horizontal	277	2.44	-	33.77	7.40	35.31
PK	5.2645G	116.11	Inf	-Inf	109.54	3	Horizontal	277	2.44	-	34.16	7.69	35.28
AV	5.2549G	107.67	Inf	-Inf	101.15	3	Horizontal	277	2.44	-	34.12	7.68	35.28
PK	5.4079G	62.14	74.00	-11.86	55.05	3	Horizontal	277	2.44	-	34.50	7.85	35.26
AV	5.4073G	50.81	54.00	-3.19	43.72	3	Horizontal	277	2.44	-	34.50	7.85	35.26

5.25-5.35GHz_802.11a_Nss1,(6Mbps)_2TX

5260MHz_TX

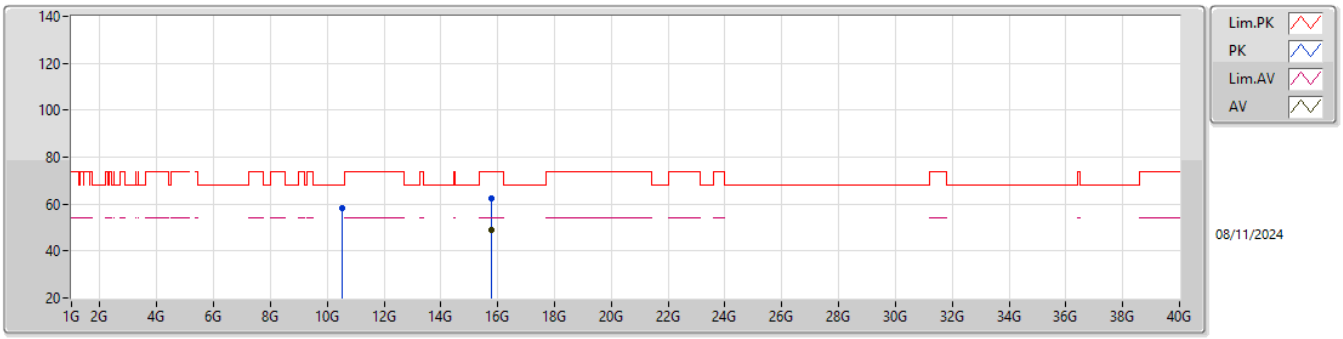

EUT Z_2TX
Setting 22
01-C-V-1

Type	Freq	Level	Limit	Margin	Raw	Dist	Condition	Azimuth	Height	Comment	AF	CL	PA
	(Hz)	(dBuV/m)	(dBuV/m)	(dB)	(dBuV)	(m)		(°)	(m)		(dB)	(dB)	(dB)
PK	10.51865G	58.13	68.20	-10.07	40.65	3	Vertical	165	1.00	-	39.04	10.85	32.41
PK	15.77043G	62.60	74.00	-11.40	43.33	3	Vertical	131	1.80	-	38.40	13.63	32.76
AV	15.76734G	49.18	54.00	-4.82	29.91	3	Vertical	131	1.80	-	38.40	13.63	32.76

5.25-5.35GHz_802.11a_Nss1,(6Mbps)_2TX

5260MHz_TX

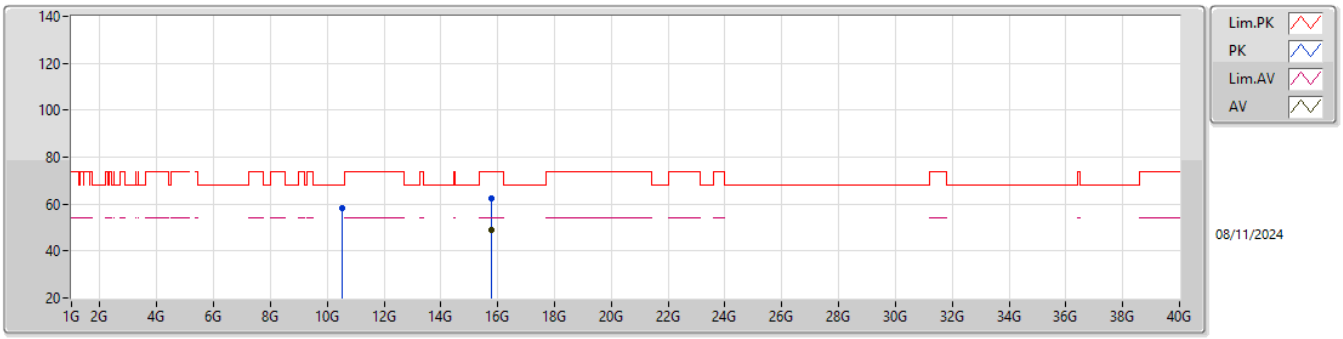

EUT Z_2TX
Setting 22
01-C-V-1

Type	Freq	Level	Limit	Margin	Raw	Dist	Condition	Azimuth	Height	Comment	AF	CL	PA
	(Hz)	(dBuV/m)	(dBuV/m)	(dB)	(dBuV)	(m)		(°)	(m)		(dB)	(dB)	(dB)
PK	10.51391G	58.38	68.20	-9.82	40.92	3	Horizontal	246	2.94	-	39.03	10.84	32.41
PK	15.79419G	62.22	74.00	-11.78	42.96	3	Horizontal	258	1.80	-	38.40	13.63	32.77
AV	15.765G	49.08	54.00	-4.92	29.81	3	Horizontal	258	1.80	-	38.40	13.63	32.76

5.25-5.35GHz_802.11a_Nss1,(6Mbps)_2TX

5300MHz_TX

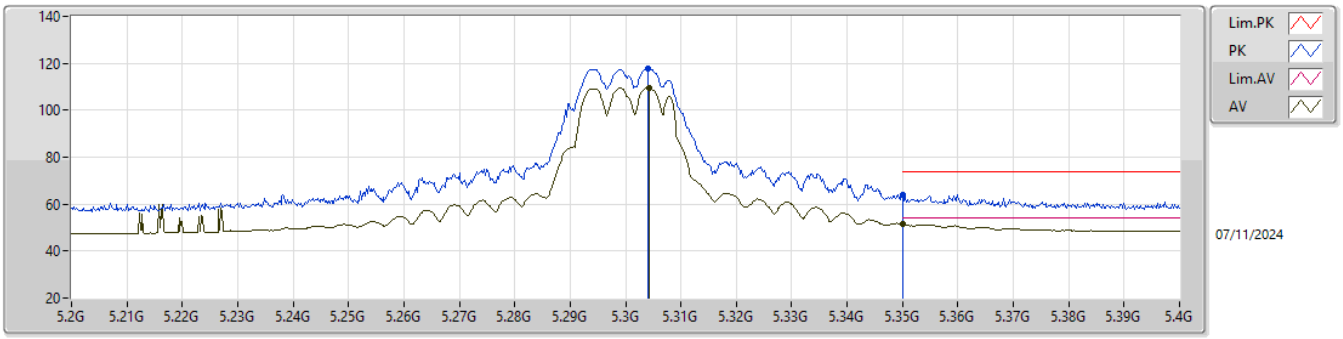

EUT Z_2TX
Setting 22
03-V-V-1-10

Type	Freq	Level	Limit	Margin	Raw	Dist	Condition	Azimuth	Height	Comment	AF	CL	PA
	(Hz)	(dBuV/m)	(dBuV/m)	(dB)	(dBuV)	(m)		(°)	(m)		(dB)	(dB)	(dB)
PK	5.304G	117.85	Inf	-Inf	111.08	3	Vertical	98	2.21	-	34.31	7.74	35.28
AV	5.3042G	109.74	Inf	-Inf	102.97	3	Vertical	98	2.21	-	34.31	7.74	35.28
PK	5.35G	64.02	74.00	-9.98	57.09	3	Vertical	98	2.21	-	34.40	7.80	35.27
AV	5.35G	51.40	54.00	-2.60	44.47	3	Vertical	98	2.21	-	34.40	7.80	35.27

5.25-5.35GHz_802.11a_Nss1,(6Mbps)_2TX

5300MHz_TX

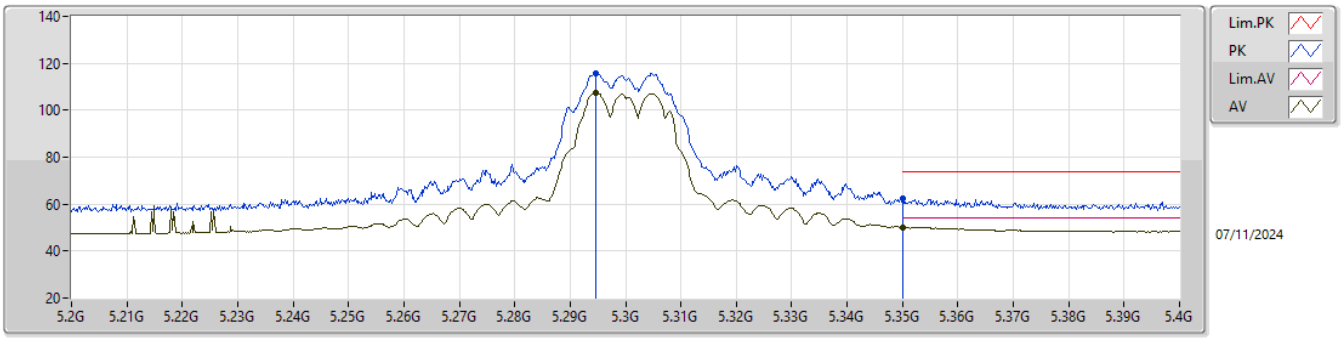

EUT Z_2TX
Setting 22
03-V-V-1-10

Type	Freq	Level	Limit	Margin	Raw	Dist	Condition	Azimuth	Height	Comment	AF	CL	PA
	(Hz)	(dBuV/m)	(dBuV/m)	(dB)	(dBuV)	(m)		(°)	(m)		(dB)	(dB)	(dB)
PK	5.2946G	115.89	Inf	-Inf	109.16	3	Horizontal	276	2.29	-	34.28	7.73	35.28
AV	5.2946G	107.39	Inf	-Inf	100.66	3	Horizontal	276	2.29	-	34.28	7.73	35.28
PK	5.35G	62.30	74.00	-11.70	55.37	3	Horizontal	276	2.29	-	34.40	7.80	35.27
AV	5.35G	50.17	54.00	-3.83	43.24	3	Horizontal	276	2.29	-	34.40	7.80	35.27

5.25-5.35GHz_802.11a_Nss1,(6Mbps)_2TX

5300MHz_TX

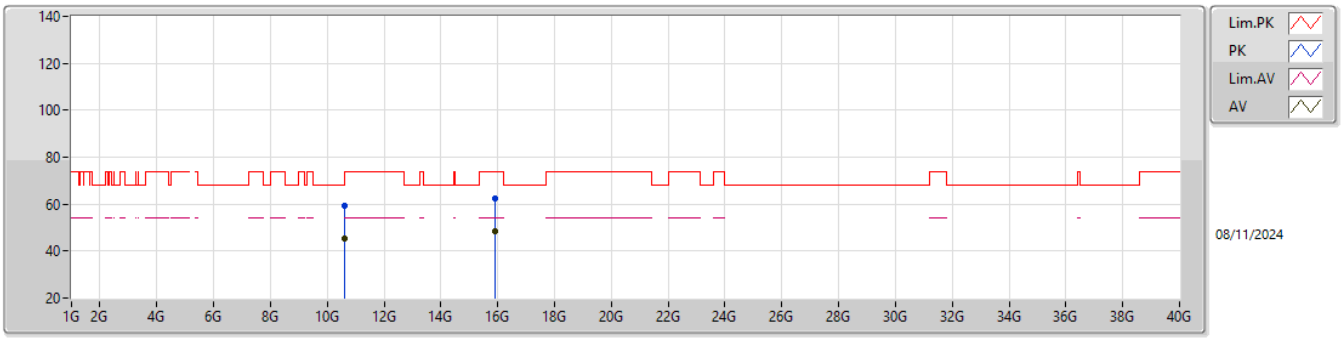

EUT Z_2TX
Setting 22
01-C-V-1

Type	Freq	Level	Limit	Margin	Raw	Dist	Condition	Azimuth	Height	Comment	AF	CL	PA
	(Hz)	(dBuV/m)	(dBuV/m)	(dB)	(dBuV)	(m)		(°)	(m)		(dB)	(dB)	(dB)
PK	10.6037G	59.13	74.00	-14.87	41.49	3	Vertical	324	2.44	-	39.11	10.94	32.41
AV	10.60433G	45.13	54.00	-8.87	27.49	3	Vertical	324	2.44	-	39.11	10.94	32.41
PK	15.90123G	62.31	74.00	-11.69	42.85	3	Vertical	332	1.80	-	38.60	13.64	32.78
AV	15.88713G	48.65	54.00	-5.35	29.24	3	Vertical	332	1.80	-	38.55	13.64	32.78

5.25-5.35GHz_802.11a_Nss1,(6Mbps)_2TX

5300MHz_TX

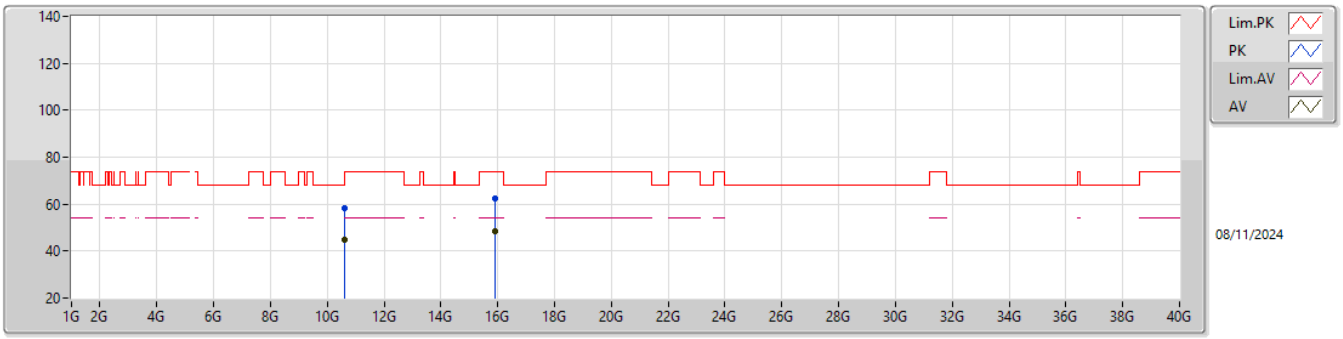

EUT Z_2TX
Setting 22
01-C-V-1

Type	Freq	Level	Limit	Margin	Raw	Dist	Condition	Azimuth	Height	Comment	AF	CL	PA
	(Hz)	(dBuV/m)	(dBuV/m)	(dB)	(dBuV)	(m)		(°)	(m)		(dB)	(dB)	(dB)
PK	10.60681G	58.51	74.00	-15.49	40.87	3	Horizontal	105	1.87	-	39.11	10.94	32.41
AV	10.60159G	45.04	54.00	-8.96	27.42	3	Horizontal	105	1.87	-	39.10	10.93	32.41
PK	15.89778G	62.16	74.00	-11.84	42.71	3	Horizontal	14	1.80	-	38.59	13.64	32.78
AV	15.8871G	48.58	54.00	-5.42	29.17	3	Horizontal	14	1.80	-	38.55	13.64	32.78

5.25-5.35GHz_802.11a_Nss1,(6Mbps)_2TX

5320MHz_TX

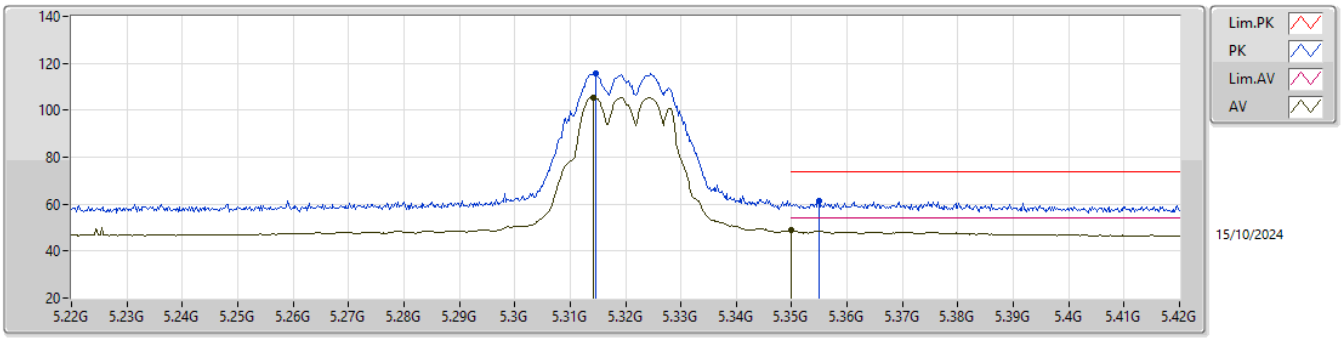

EUT Z_2TX
Setting 21.5
01-D-P-5-10

Type	Freq	Level	Limit	Margin	Raw	Dist	Condition	Azimuth	Height	Comment	AF	CL	PA
	(Hz)	(dBuV/m)	(dBuV/m)	(dB)	(dBuV)	(m)		(°)	(m)		(dB)	(dB)	(dB)
PK	5.3146G	115.65	Inf	-Inf	108.59	3	Vertical	104	2.25	-	32.87	6.69	32.50
AV	5.3142G	105.55	Inf	-Inf	98.49	3	Vertical	104	2.25	-	32.87	6.69	32.50
PK	5.355G	61.35	74.00	-12.65	54.33	3	Vertical	104	2.25	-	32.80	6.71	32.49
AV	5.35G	48.77	54.00	-5.23	41.76	3	Vertical	104	2.25	-	32.80	6.71	32.50

5.25-5.35GHz_802.11a_Nss1,(6Mbps)_2TX

5320MHz_TX

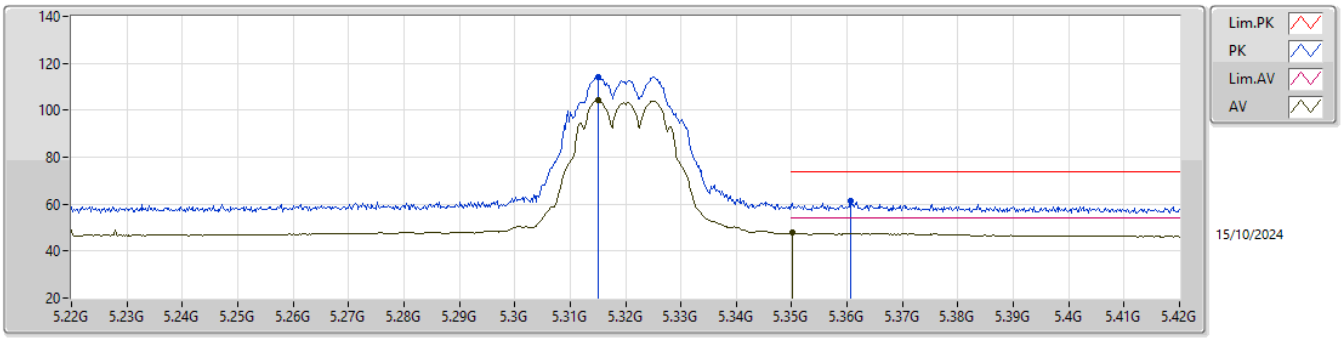

EUT Z_2TX
Setting 21.5
01-D-P-5-10

Type	Freq	Level	Limit	Margin	Raw	Dist	Condition	Azimuth	Height	Comment	AF	CL	PA
	(Hz)	(dBuV/m)	(dBuV/m)	(dB)	(dBuV)	(m)		(°)	(m)		(dB)	(dB)	(dB)
PK	5.315G	113.94	Inf	-Inf	106.88	3	Horizontal	285	2.45	-	32.87	6.69	32.50
AV	5.315G	104.14	Inf	-Inf	97.08	3	Horizontal	285	2.45	-	32.87	6.69	32.50
PK	5.3606G	61.13	74.00	-12.87	54.11	3	Horizontal	285	2.45	-	32.80	6.71	32.49
AV	5.3502G	47.84	54.00	-6.16	40.83	3	Horizontal	285	2.45	-	32.80	6.71	32.50

5.25-5.35GHz_802.11a_Nss1,(6Mbps)_2TX

5320MHz_TX

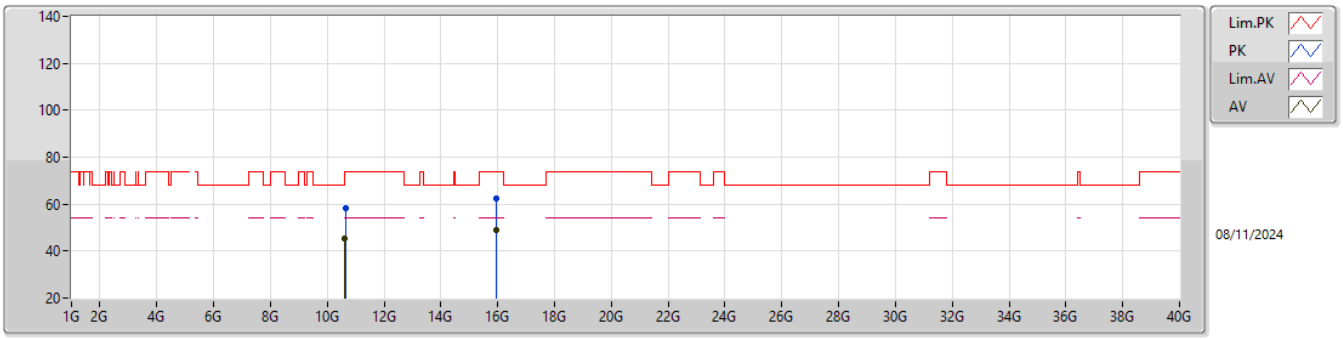

EUT Z_2TX
Setting 21.5
01-C-V-1

Type	Freq	Level	Limit	Margin	Raw	Dist	Condition	Azimuth	Height	Comment	AF	CL	PA
	(Hz)	(dBuV/m)	(dBuV/m)	(dB)	(dBuV)	(m)		(°)	(m)		(dB)	(dB)	(dB)
PK	10.63487G	58.45	74.00	-15.55	40.73	3	Vertical	337	2.53	-	39.17	10.97	32.42
AV	10.62698G	45.31	54.00	-8.69	27.62	3	Vertical	337	2.53	-	39.15	10.96	32.42
PK	15.94593G	62.57	74.00	-11.43	43.21	3	Vertical	192	1.80	-	38.51	13.64	32.79
AV	15.96795G	49.12	54.00	-4.88	29.83	3	Vertical	192	1.80	-	38.43	13.65	32.79

5.25-5.35GHz_802.11a_Nss1,(6Mbps)_2TX

5320MHz_TX

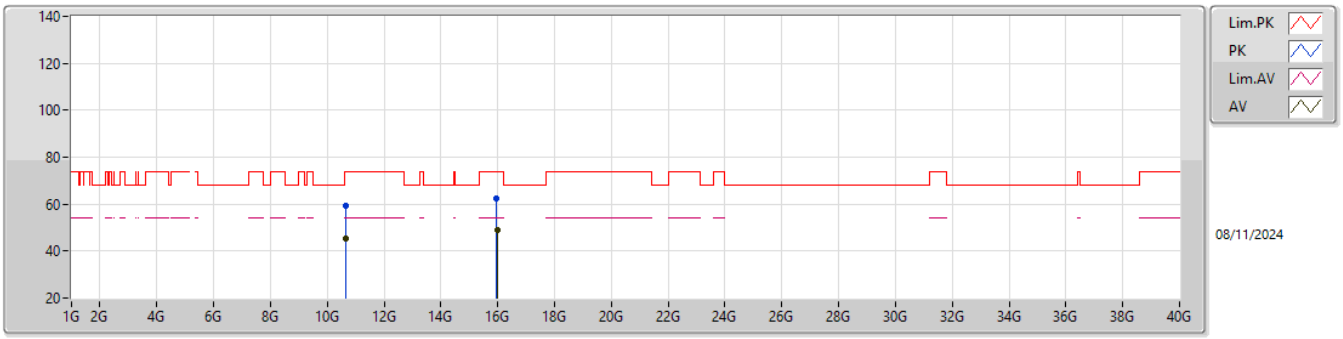

EUT Z_2TX
Setting 21.5
01-C-V-1

Type	Freq	Level	Limit	Margin	Raw	Dist	Condition	Azimuth	Height	Comment	AF	CL	PA
	(Hz)	(dBuV/m)	(dBuV/m)	(dB)	(dBuV)	(m)		(°)	(m)		(dB)	(dB)	(dB)
PK	10.65026G	59.24	74.00	-14.76	41.48	3	Horizontal	27	2.17	-	39.20	10.98	32.42
AV	10.63772G	45.32	54.00	-8.68	27.59	3	Horizontal	27	2.17	-	39.18	10.97	32.42
PK	15.969G	62.31	74.00	-11.69	43.04	3	Horizontal	4	1.80	-	38.42	13.65	32.80
AV	15.97323G	48.85	54.00	-5.15	29.59	3	Horizontal	4	1.80	-	38.41	13.65	32.80

5.47-5.725GHz_802.11a_Nss1,(6Mbps)_2TX

5500MHz_TX

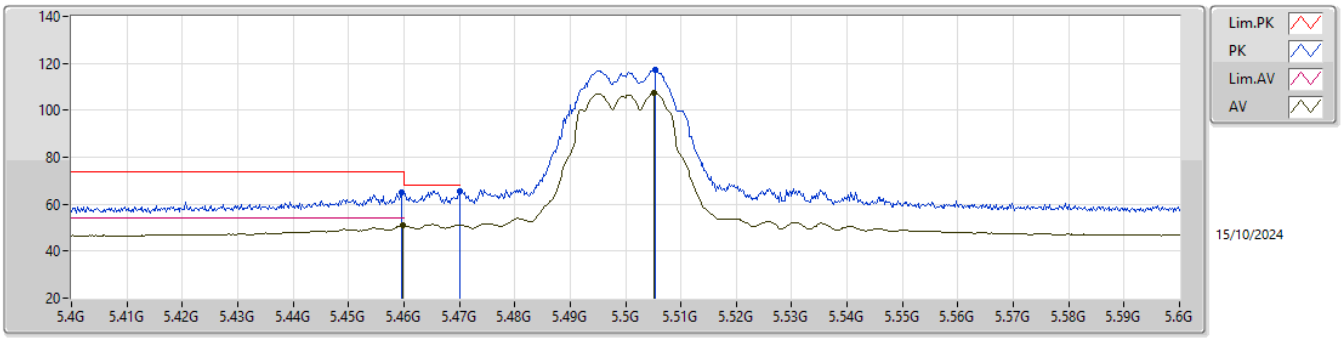

EUT Z_2TX
Setting 21.5
01-D-P-5-10

Type	Freq	Level	Limit	Margin	Raw	Dist	Condition	Azimuth	Height	Comment	AF	CL	PA
	(Hz)	(dBuV/m)	(dBuV/m)	(dB)	(dBuV)	(m)		(°)	(m)		(dB)	(dB)	(dB)
PK	5.4596G	64.96	74.00	-9.04	57.85	3	Vertical	107	2.32	-	32.74	6.84	32.47
AV	5.4598G	50.86	54.00	-3.14	43.75	3	Vertical	107	2.32	-	32.74	6.84	32.47
PK	5.47G	65.56	68.20	-2.64	58.39	3	Vertical	107	2.32	-	32.78	6.86	32.47
PK	5.5054G	117.32	Inf	-Inf	109.97	3	Vertical	107	2.32	-	32.89	6.92	32.46
AV	5.5052G	107.30	Inf	-Inf	99.95	3	Vertical	107	2.32	-	32.89	6.92	32.46

5.47-5.725GHz_802.11a_Nss1,(6Mbps)_2TX

5500MHz_TX

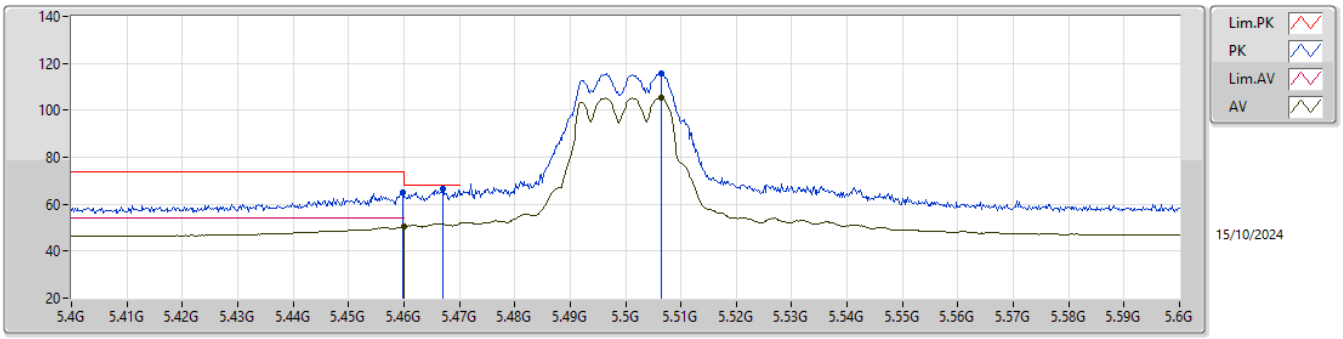

EUT Z_2TX
Setting 21.5
01-D-P-5-10

Type	Freq	Level	Limit	Margin	Raw	Dist	Condition	Azimuth	Height	Comment	AF	CL	PA
	(Hz)	(dBuV/m)	(dBuV/m)	(dB)	(dBuV)	(m)		(°)	(m)		(dB)	(dB)	(dB)
PK	5.4598G	64.89	74.00	-9.11	57.78	3	Horizontal	279	3.00	-	32.74	6.84	32.47
AV	5.46G	50.50	54.00	-3.50	43.39	3	Horizontal	279	3.00	-	32.74	6.84	32.47
PK	5.467G	66.55	68.20	-1.65	59.40	3	Horizontal	279	3.00	-	32.77	6.85	32.47
PK	5.5064G	115.71	Inf	-Inf	108.35	3	Horizontal	279	3.00	-	32.89	6.93	32.46
AV	5.5064G	105.33	Inf	-Inf	97.97	3	Horizontal	279	3.00	-	32.89	6.93	32.46

5.47-5.725GHz_802.11a_Nss1,(6Mbps)_2TX

5500MHz_TX

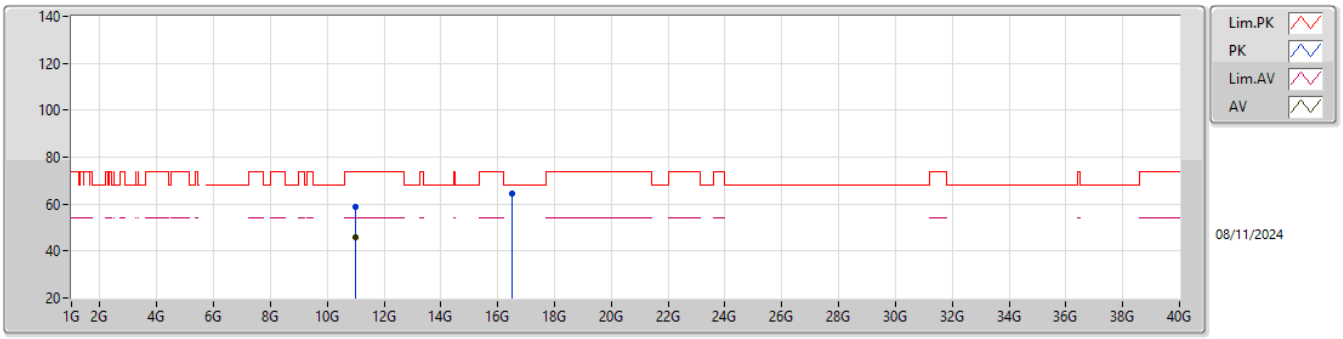

EUT Z_2TX
Setting 21.5
01-C-V-1

Type	Freq	Level	Limit	Margin	Raw	Dist	Condition	Azimuth	Height	Comment	AF	CL	PA
	(Hz)	(dBuV/m)	(dBuV/m)	(dB)	(dBuV)	(m)		(°)	(m)		(dB)	(dB)	(dB)
PK	11.00981G	58.94	74.00	-15.06	40.94	3	Vertical	64	1.79	-	39.08	11.35	32.43
AV	10.98572G	45.72	54.00	-8.28	27.69	3	Vertical	64	1.79	-	39.13	11.33	32.43
PK	16.49616G	64.28	68.20	-3.92	43.37	3	Vertical	26	1.80	-	39.58	13.79	32.46

5.47-5.725GHz_802.11a_Nss1,(6Mbps)_2TX

5500MHz_TX

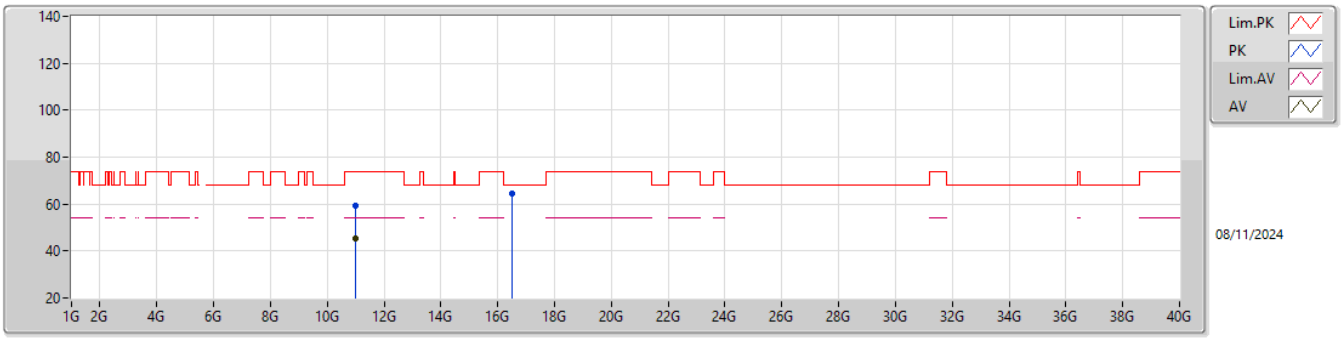

EUT Z_2TX
Setting 21.5
01-C-V-1

Type	Freq	Level	Limit	Margin	Raw	Dist	Condition	Azimuth	Height	Comment	AF	CL	PA
	(Hz)	(dBuV/m)	(dBuV/m)	(dB)	(dBuV)	(m)		(°)	(m)		(dB)	(dB)	(dB)
PK	10.98806G	59.23	74.00	-14.77	41.21	3	Horizontal	137	2.97	-	39.12	11.33	32.43
AV	10.98587G	45.55	54.00	-8.45	27.52	3	Horizontal	137	2.97	-	39.13	11.33	32.43
PK	16.50981G	64.68	68.20	-3.52	43.73	3	Horizontal	0	1.80	-	39.60	13.80	32.45

5.47-5.725GHz_802.11a_Nss1,(6Mbps)_2TX

5580MHz_TX

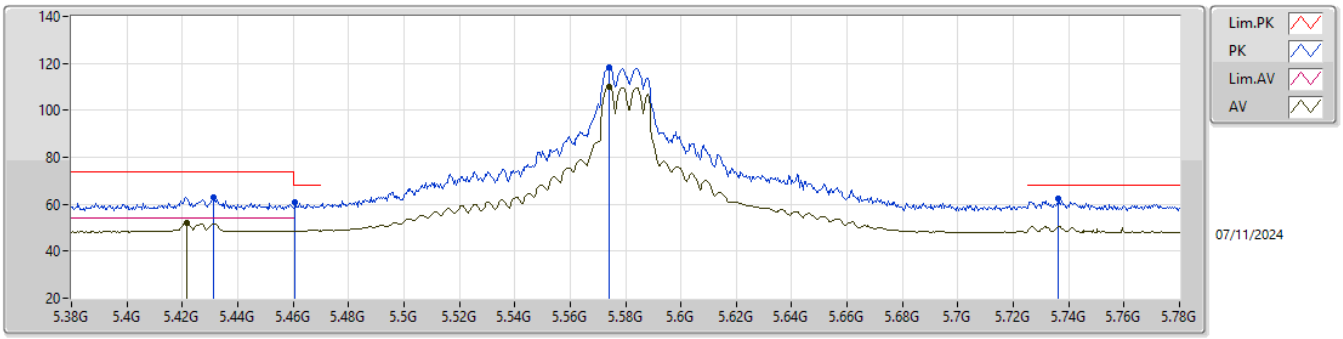

EUT Z_2TX
Setting 22
03-V-V-1-10

Type	Freq	Level	Limit	Margin	Raw	Dist	Condition	Azimuth	Height	Comment	AF	CL	PA
	(Hz)	(dBuV/m)	(dBuV/m)	(dB)	(dBuV)	(m)		(°)	(m)		(dB)	(dB)	(dB)
PK	5.4312G	63.01	74.00	-10.99	55.94	3	Vertical	270	2.30	-	34.50	7.82	35.25
AV	5.4216G	51.89	54.00	-2.11	44.81	3	Vertical	270	2.30	-	34.50	7.83	35.25
PK	5.4608G	60.99	68.20	-7.21	53.94	3	Vertical	270	2.30	-	34.52	7.78	35.25
PK	5.574G	118.06	Inf	-Inf	111.30	3	Vertical	270	2.30	-	34.35	7.64	35.23
AV	5.574G	109.86	Inf	-Inf	103.10	3	Vertical	270	2.30	-	34.35	7.64	35.23
PK	5.7364G	62.22	68.20	-5.98	55.42	3	Vertical	270	2.30	-	34.17	7.85	35.22

5.47-5.725GHz_802.11a_Nss1,(6Mbps)_2TX

5580MHz_TX

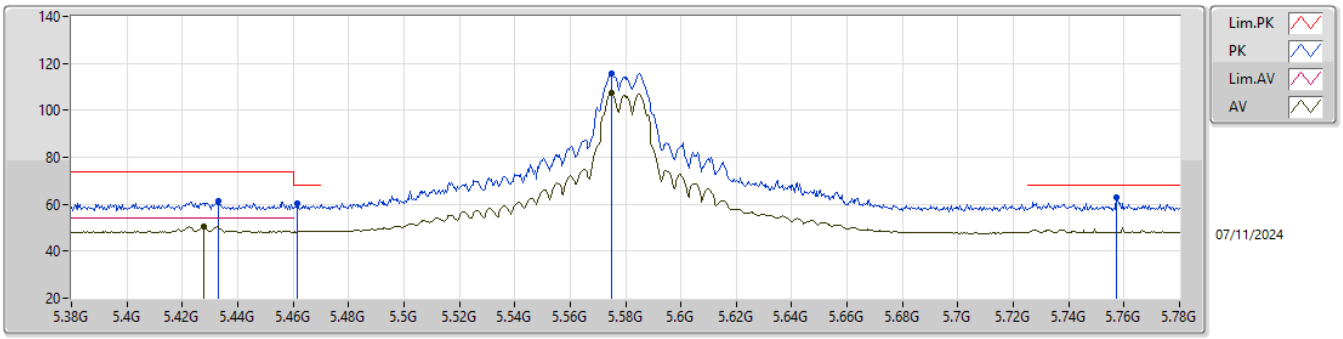

EUT Z_2TX
Setting 22
03-V-V-1-10

Type	Freq	Level	Limit	Margin	Raw	Dist	Condition	Azimuth	Height	Comment	AF	CL	PA
	(Hz)	(dBuV/m)	(dBuV/m)	(dB)	(dBuV)	(m)		(°)	(m)		(dB)	(dB)	(dB)
PK	5.4328G	61.57	74.00	-12.43	54.50	3	Horizontal	267	2.38	-	34.50	7.82	35.25
AV	5.4276G	50.43	54.00	-3.57	43.35	3	Horizontal	267	2.38	-	34.50	7.83	35.25
PK	5.4616G	60.37	68.20	-7.83	53.32	3	Horizontal	267	2.38	-	34.52	7.78	35.25
PK	5.5748G	115.62	Inf	-Inf	108.86	3	Horizontal	267	2.38	-	34.35	7.64	35.23
AV	5.5748G	107.20	Inf	-Inf	100.44	3	Horizontal	267	2.38	-	34.35	7.64	35.23
PK	5.7572G	62.87	68.20	-5.33	55.99	3	Horizontal	267	2.38	-	34.20	7.89	35.21

5.47-5.725GHz_802.11a_Nss1,(6Mbps)_2TX

5580MHz_TX

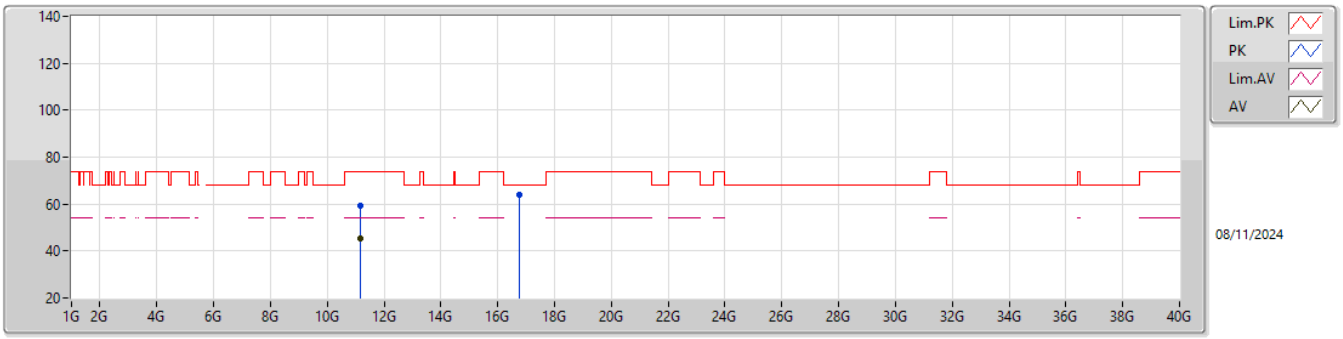

EUT Z_2TX
Setting 22
01-C-V-1

Type	Freq	Level	Limit	Margin	Raw	Dist	Condition	Azimuth	Height	Comment	AF	CL	PA
	(Hz)	(dBuV/m)	(dBuV/m)	(dB)	(dBuV)	(m)		(°)	(m)		(dB)	(dB)	(dB)
PK	11.15811G	59.48	74.00	-14.52	41.66	3	Vertical	17	1.66	-	38.80	11.50	32.48
AV	11.14695G	45.14	54.00	-8.86	27.31	3	Vertical	17	1.66	-	38.81	11.49	32.47
PK	16.75374G	63.72	68.20	-4.48	42.11	3	Vertical	0	1.80	-	40.01	13.87	32.27

5.47-5.725GHz_802.11a_Nss1,(6Mbps)_2TX

5580MHz_TX

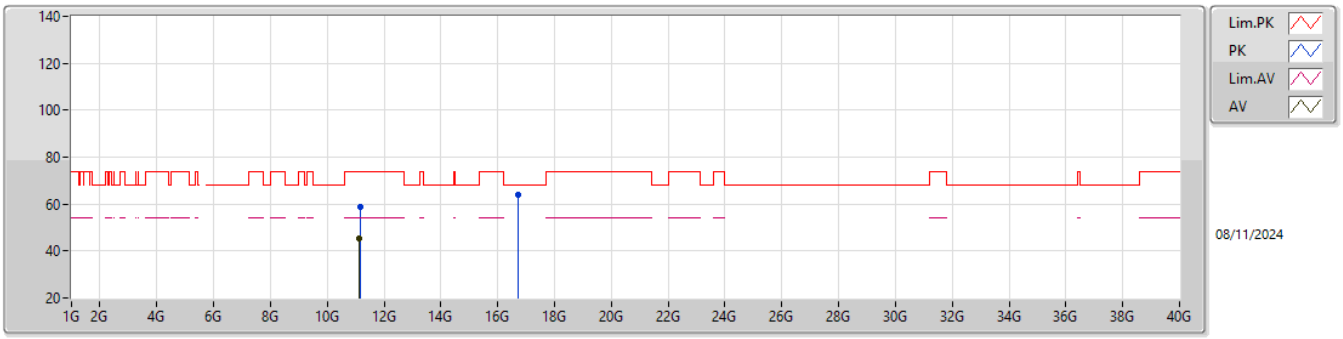

EUT Z_2TX
Setting 22
01-C-V-1

Type	Freq	Level	Limit	Margin	Raw	Dist	Condition	Azimuth	Height	Comment	AF	CL	PA
	(Hz)	(dBuV/m)	(dBuV/m)	(dB)	(dBuV)	(m)		(°)	(m)		(dB)	(dB)	(dB)
PK	11.15559G	59.05	74.00	-14.95	41.23	3	Horizontal	56	1.95	-	38.80	11.50	32.48
AV	11.14503G	45.32	54.00	-8.68	27.48	3	Horizontal	56	1.95	-	38.82	11.49	32.47
PK	16.72881G	63.86	68.20	-4.34	42.37	3	Horizontal	2	1.80	-	39.92	13.86	32.29

5.47-5.725GHz_802.11a_Nss1,(6Mbps)_2TX

5700MHz_TX

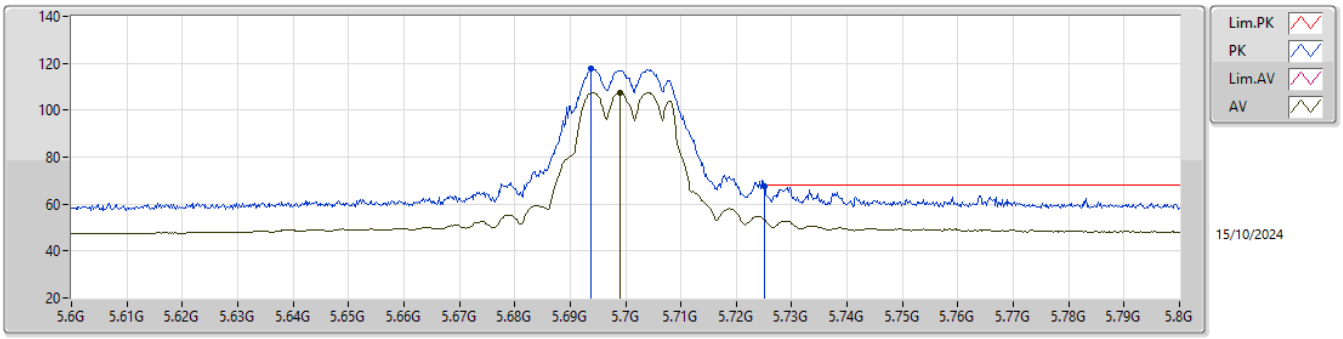

EUT Z_2TX
Setting 21.5
01-D-P-5-10

Type	Freq	Level	Limit	Margin	Raw	Dist	Condition	Azimuth	Height	Comment	AF	CL	PA
	(Hz)	(dBuV/m)	(dBuV/m)	(dB)	(dBuV)	(m)		(°)	(m)		(dB)	(dB)	(dB)
PK	5.6938G	117.90	Inf	-Inf	109.87	3	Vertical	273	2.19	-	33.26	7.22	32.45
AV	5.699G	107.43	Inf	-Inf	99.37	3	Vertical	273	2.19	-	33.29	7.22	32.45
PK	5.725G	67.51	68.20	-0.69	59.30	3	Vertical	273	2.19	-	33.40	7.26	32.45

5.47-5.725GHz_802.11a_Nss1,(6Mbps)_2TX

5700MHz_TX

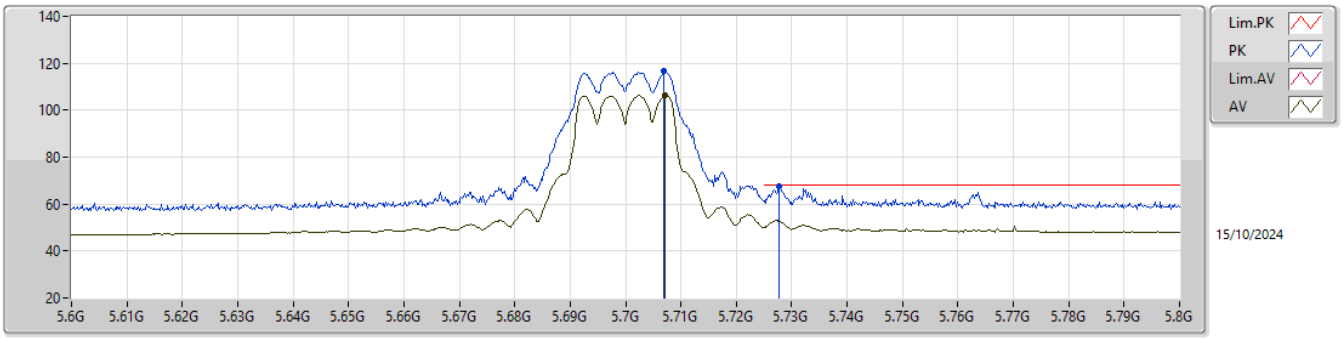

EUT Z_2TX
Setting 21.5
01-D-P-5-10

Type	Freq	Level	Limit	Margin	Raw	Dist	Condition	Azimuth	Height	Comment	AF	CL	PA
	(Hz)	(dBuV/m)	(dBuV/m)	(dB)	(dBuV)	(m)		(°)	(m)		(dB)	(dB)	(dB)
PK	5.707G	116.57	Inf	-Inf	108.46	3	Horizontal	98	1.00	-	33.33	7.23	32.45
AV	5.7072G	106.27	Inf	-Inf	98.16	3	Horizontal	98	1.00	-	33.33	7.23	32.45
PK	5.7278G	67.70	68.20	-0.50	59.48	3	Horizontal	98	1.00	-	33.41	7.26	32.45

5.47-5.725GHz_802.11a_Nss1,(6Mbps)_2TX

5700MHz_TX

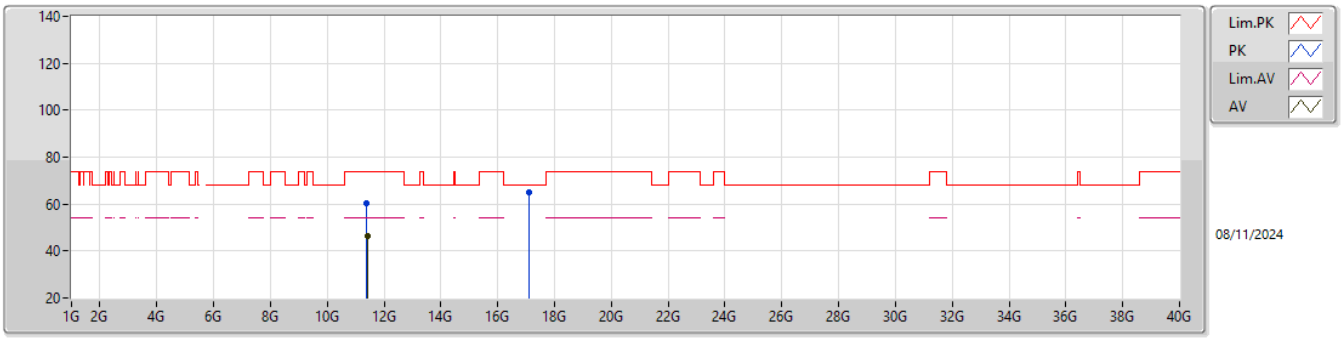

EUT Z_2TX
Setting 21.5
01-C-V-1

Type	Freq	Level	Limit	Margin	Raw	Dist	Condition	Azimuth	Height	Comment	AF	CL	PA
	(Hz)	(dBuV/m)	(dBuV/m)	(dB)	(dBuV)	(m)		(°)	(m)		(dB)	(dB)	(dB)
PK	11.40078G	60.53	74.00	-13.47	42.23	3	Vertical	160	1.69	-	39.10	11.75	32.55
AV	11.41149G	46.52	54.00	-7.48	28.23	3	Vertical	160	1.69	-	39.08	11.76	32.55
PK	17.09067G	64.85	68.20	-3.35	41.84	3	Vertical	11	1.80	-	41.06	13.97	32.02

5.47-5.725GHz_802.11a_Nss1,(6Mbps)_2TX

5700MHz_TX

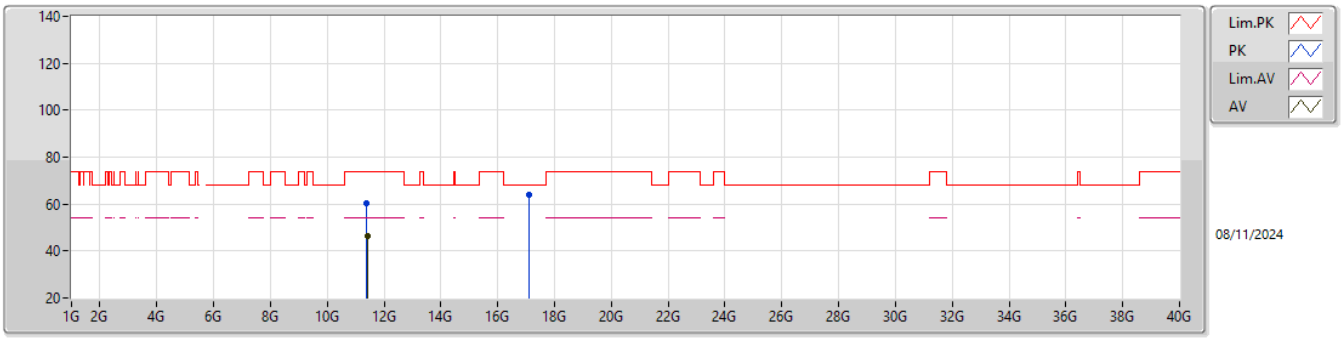

EUT Z_2TX
Setting 21.5
01-C-V-1

Type	Freq	Level	Limit	Margin	Raw	Dist	Condition	Azimuth	Height	Comment	AF	CL	PA
	(Hz)	(dBuV/m)	(dBuV/m)	(dB)	(dBuV)	(m)		(°)	(m)		(dB)	(dB)	(dB)
PK	11.39229G	60.17	74.00	-13.83	41.88	3	Horizontal	261	1.84	-	39.10	11.74	32.55
AV	11.41149G	46.35	54.00	-7.65	28.06	3	Horizontal	261	1.84	-	39.08	11.76	32.55
PK	17.08851G	64.13	68.20	-4.07	41.13	3	Horizontal	0	1.80	-	41.05	13.97	32.02

5.47-5.725GHz_802.11a_Nss1,(6Mbps)_2TX

5720MHz Straddle 5.47-5.725GHz_TX

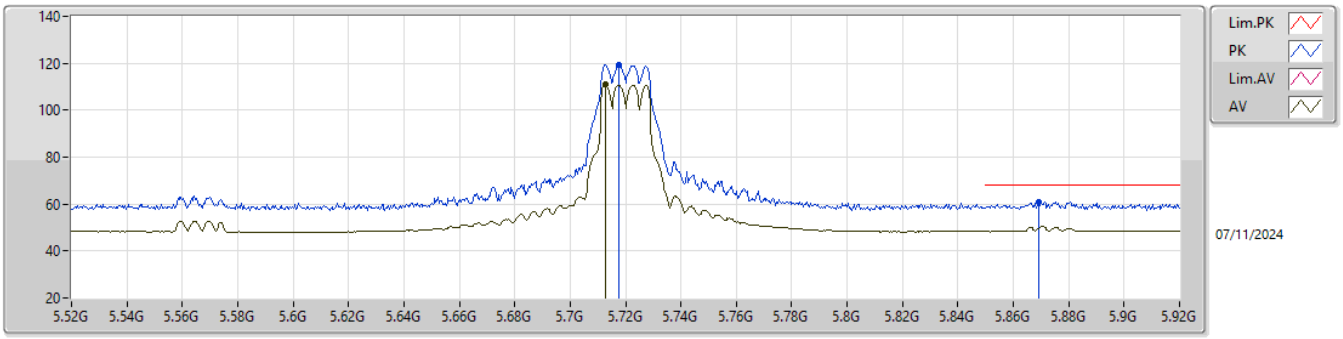

EUT Z_2TX
Setting 22
03-V-V-1-10

Type	Freq	Level	Limit	Margin	Raw	Dist	Condition	Azimuth	Height	Comment	AF	CL	PA
	(Hz)	(dBuV/m)	(dBuV/m)	(dB)	(dBuV)	(m)		(°)	(m)		(dB)	(dB)	(dB)
PK	5.7176G	119.41	Inf	-Inf	112.67	3	Vertical	304	2.72	-	34.14	7.82	35.22
AV	5.7128G	110.90	Inf	-Inf	104.18	3	Vertical	304	2.72	-	34.13	7.81	35.22
PK	5.8692G	61.11	68.20	-7.09	53.90	3	Vertical	304	2.72	-	34.38	8.03	35.20

5.47-5.725GHz_802.11a_Nss1,(6Mbps)_2TX

5720MHz Straddle 5.47-5.725GHz_TX

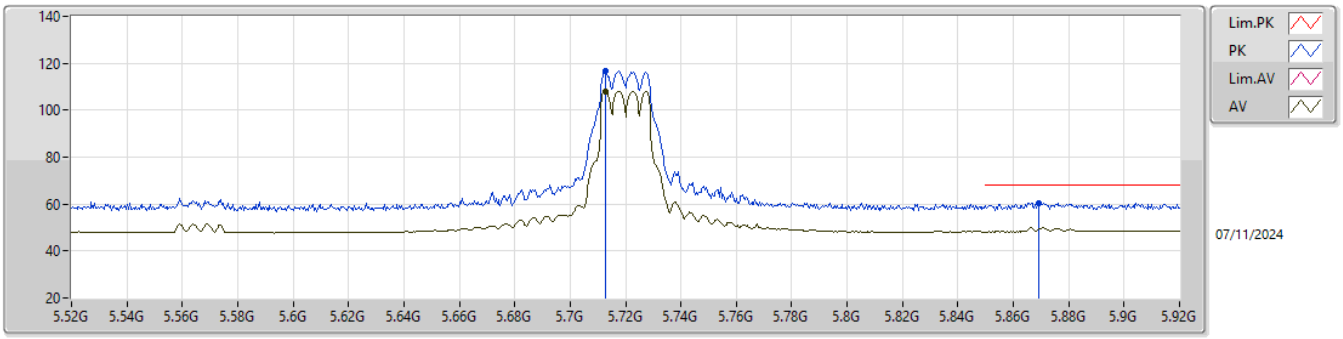

EUT Z_2TX
Setting 22
03-V-V-1-10

Type	Freq	Level	Limit	Margin	Raw	Dist	Condition	Azimuth	Height	Comment	AF	CL	PA
	(Hz)	(dBuV/m)	(dBuV/m)	(dB)	(dBuV)	(m)		(°)	(m)		(dB)	(dB)	(dB)
PK	5.7128G	116.55	Inf	-Inf	109.83	3	Horizontal	97	1.00	-	34.13	7.81	35.22
AV	5.7128G	108.18	Inf	-Inf	101.46	3	Horizontal	97	1.00	-	34.13	7.81	35.22
PK	5.8692G	60.56	68.20	-7.64	53.35	3	Horizontal	97	1.00	-	34.38	8.03	35.20

5.47-5.725GHz_802.11a_Nss1,(6Mbps)_2TX

5720MHz Straddle 5.47-5.725GHz_TX

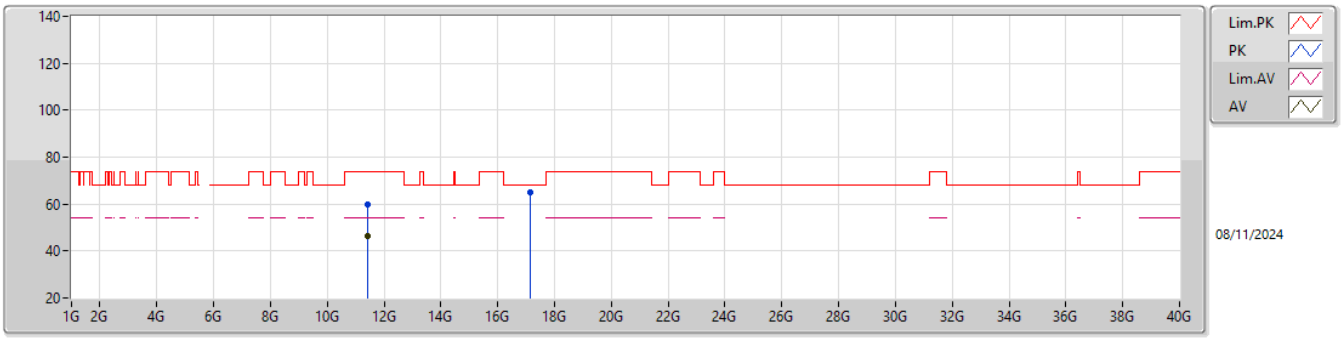

EUT Z_2TX
Setting 22
01-C-V-1

Type	Freq	Level	Limit	Margin	Raw	Dist	Condition	Azimuth	Height	Comment	AF	CL	PA
	(Hz)	(dBuV/m)	(dBuV/m)	(dB)	(dBuV)	(m)		(°)	(m)		(dB)	(dB)	(dB)
PK	11.43775G	59.73	74.00	-14.27	41.48	3	Vertical	67	1.70	-	39.02	11.79	32.56
AV	11.42506G	46.34	54.00	-7.66	28.08	3	Vertical	67	1.70	-	39.05	11.77	32.56
PK	17.15283G	65.17	68.20	-3.03	41.96	3	Vertical	20	1.80	-	41.21	13.98	31.98

5.47-5.725GHz_802.11a_Nss1,(6Mbps)_2TX

5720MHz Straddle 5.47-5.725GHz_TX

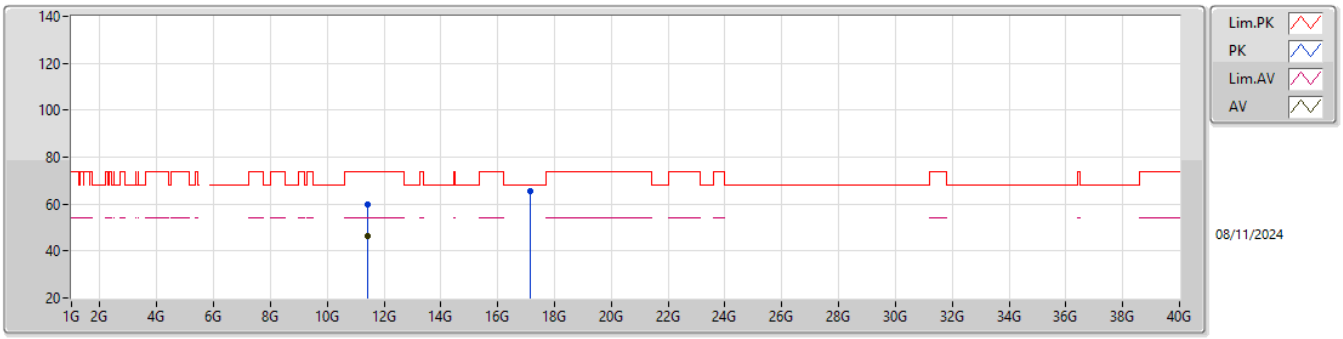

EUT Z_2TX
Setting 22
01-C-V-1

Type	Freq	Level	Limit	Margin	Raw	Dist	Condition	Azimuth	Height	Comment	AF	CL	PA
	(Hz)	(dBuV/m)	(dBuV/m)	(dB)	(dBuV)	(m)		(°)	(m)		(dB)	(dB)	(dB)
PK	11.42917G	59.92	74.00	-14.08	41.66	3	Horizontal	36	1.59	-	39.04	11.78	32.56
AV	11.43688G	46.58	54.00	-7.42	28.32	3	Horizontal	36	1.59	-	39.03	11.79	32.56
PK	17.14839G	65.42	68.20	-2.78	42.23	3	Horizontal	197	1.80	-	41.20	13.98	31.99

5.725-5.85GHz_802.11a_Nss1,(6Mbps)_2TX

5745MHz_TX

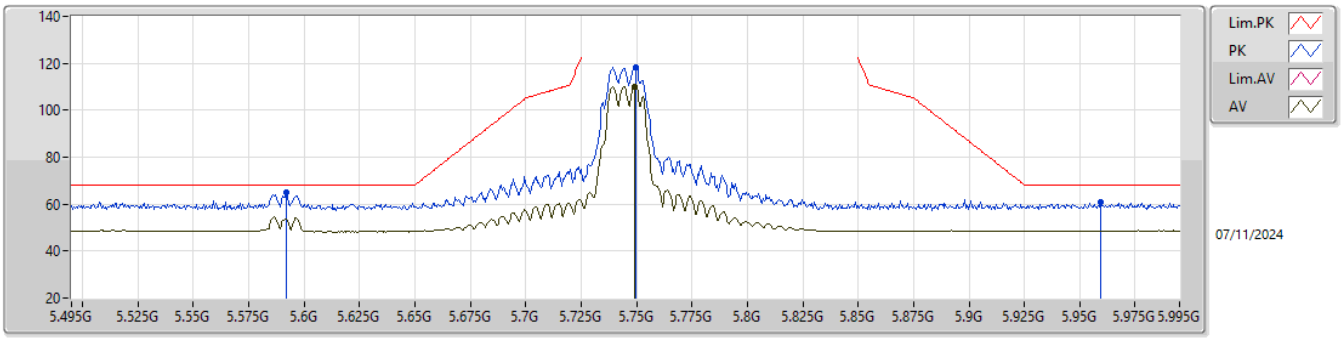

EUT Z_2TX
Setting 22
03-V-V-1-10

Type	Freq	Level	Limit	Margin	Raw	Dist	Condition	Azimuth	Height	Comment	AF	CL	PA
	(Hz)	(dBuV/m)	(dBuV/m)	(dB)	(dBuV)	(m)		(°)	(m)		(dB)	(dB)	(dB)
PK	5.592G	64.78	68.20	-3.42	58.07	3	Vertical	276	2.33	-	34.32	7.62	35.23
PK	5.7495G	118.24	Inf	-Inf	111.39	3	Vertical	276	2.33	-	34.20	7.87	35.22
AV	5.749G	109.99	Inf	-Inf	103.14	3	Vertical	276	2.33	-	34.20	7.87	35.22
PK	5.9595G	60.61	68.20	-7.59	53.07	3	Vertical	276	2.33	-	34.60	8.13	35.19

5.725-5.85GHz_802.11a_Nss1,(6Mbps)_2TX

5745MHz_TX

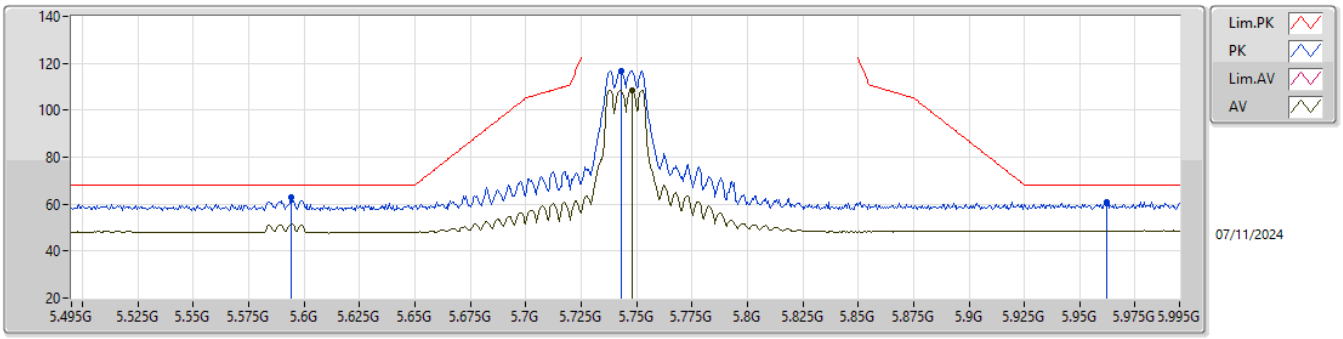

EUT Z_2TX
Setting 22
03-V-V-1-10

Type	Freq	Level	Limit	Margin	Raw	Dist	Condition	Azimuth	Height	Comment	AF	CL	PA
	(Hz)	(dBuV/m)	(dBuV/m)	(dB)	(dBuV)	(m)		(°)	(m)		(dB)	(dB)	(dB)
PK	5.594G	63.14	68.20	-5.06	56.44	3	Horizontal	97	1.00	-	34.31	7.62	35.23
PK	5.743G	116.73	Inf	-Inf	109.90	3	Horizontal	97	1.00	-	34.19	7.86	35.22
AV	5.748G	108.53	Inf	-Inf	101.68	3	Horizontal	97	1.00	-	34.20	7.87	35.22
PK	5.962G	61.05	68.20	-7.15	53.51	3	Horizontal	97	1.00	-	34.60	8.13	35.19

5.725-5.85GHz_802.11a_Nss1,(6Mbps)_2TX

5745MHz_TX

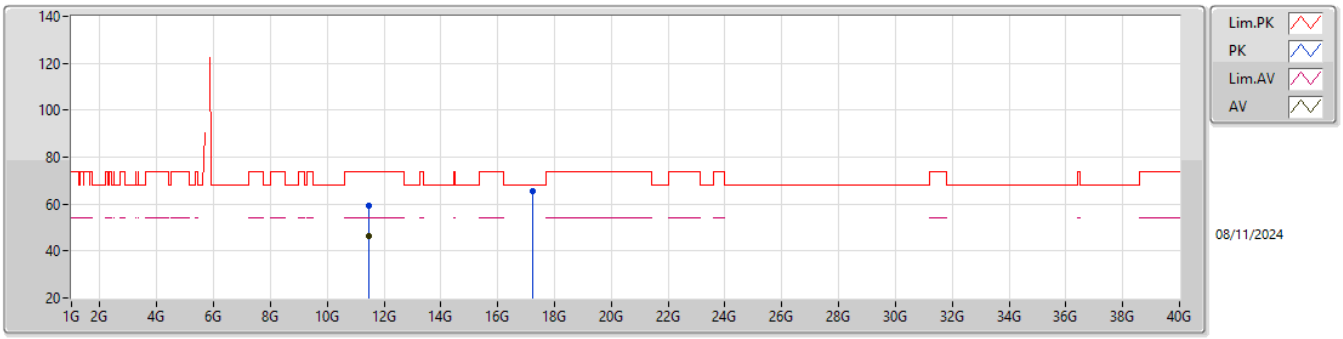

EUT Z_2TX
Setting 22
01-C-V-1

Type	Freq	Level	Limit	Margin	Raw	Dist	Condition	Azimuth	Height	Comment	AF	CL	PA
	(Hz)	(dBuV/m)	(dBuV/m)	(dB)	(dBuV)	(m)		(°)	(m)		(dB)	(dB)	(dB)
PK	11.48394G	59.15	74.00	-14.85	40.97	3	Vertical	220	1.67	-	38.93	11.83	32.58
AV	11.4759G	46.29	54.00	-7.71	28.08	3	Vertical	220	1.67	-	38.95	11.83	32.57
PK	17.24598G	65.47	68.20	-2.73	41.90	3	Vertical	360	1.80	-	41.48	14.01	31.92

5.725-5.85GHz_802.11a_Nss1,(6Mbps)_2TX

5745MHz_TX

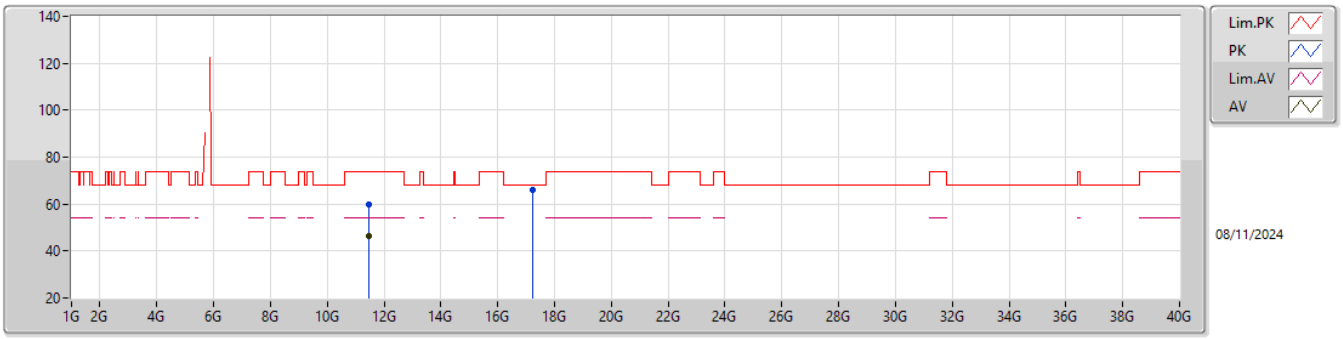

EUT Z_2TX
Setting 22
01-C-V-1

Type	Freq	Level	Limit	Margin	Raw	Dist	Condition	Azimuth	Height	Comment	AF	CL	PA
	(Hz)	(dBuV/m)	(dBuV/m)	(dB)	(dBuV)	(m)		(°)	(m)		(dB)	(dB)	(dB)
PK	11.4852G	59.72	74.00	-14.28	41.54	3	Horizontal	38	1.51	-	38.93	11.83	32.58
AV	11.47599G	46.24	54.00	-7.76	28.03	3	Horizontal	38	1.51	-	38.95	11.83	32.57
PK	17.2308G	66.08	68.20	-2.12	42.58	3	Horizontal	313	2.12	-	41.42	14.01	31.93

5.725-5.85GHz_802.11a_Nss1,(6Mbps)_2TX

5785MHz_TX

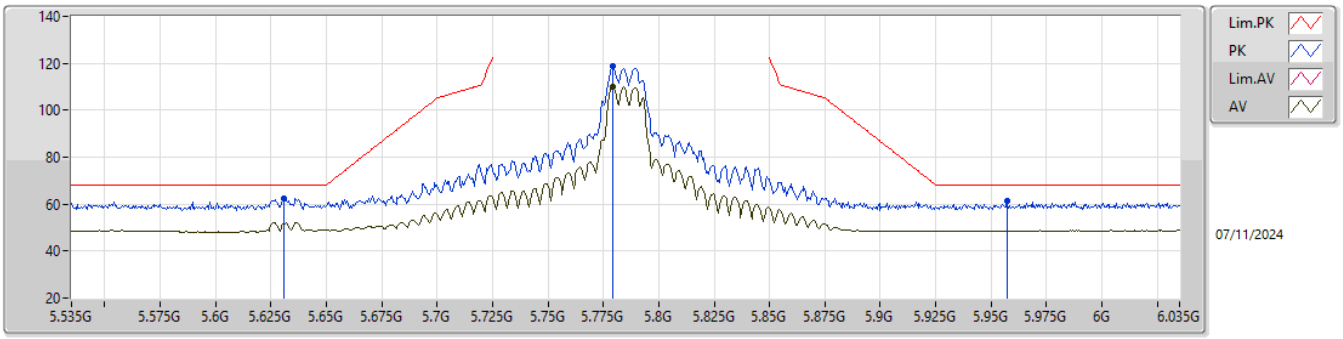

EUT Z_2TX
Setting 22
03-V-V-1-10

Type	Freq	Level	Limit	Margin	Raw	Dist	Condition	Azimuth	Height	Comment	AF	CL	PA
	(Hz)	(dBuV/m)	(dBuV/m)	(dB)	(dBuV)	(m)		(°)	(m)		(dB)	(dB)	(dB)
PK	5.631G	62.61	68.20	-5.59	55.94	3	Vertical	281	2.17	-	34.24	7.66	35.23
PK	5.779G	118.67	Inf	-Inf	111.76	3	Vertical	281	2.17	-	34.20	7.92	35.21
AV	5.779G	110.06	Inf	-Inf	103.15	3	Vertical	281	2.17	-	34.20	7.92	35.21
PK	5.957G	61.19	68.20	-7.01	53.66	3	Vertical	281	2.17	-	34.60	8.12	35.19

5.725-5.85GHz_802.11a_Nss1,(6Mbps)_2TX

5785MHz_TX

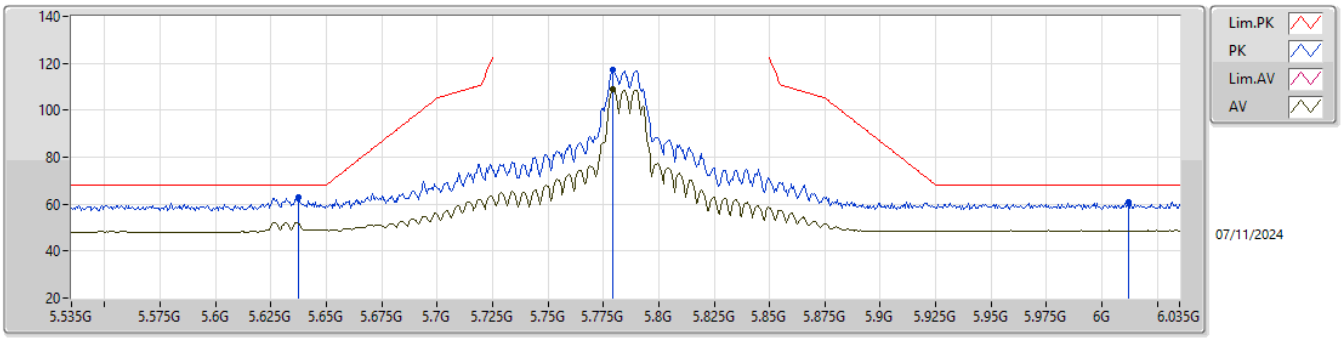

EUT Z_2TX
Setting 22
03-V-V-1-10

Type	Freq	Level	Limit	Margin	Raw	Dist	Condition	Azimuth	Height	Comment	AF	CL	PA
	(Hz)	(dBuV/m)	(dBuV/m)	(dB)	(dBuV)	(m)		(°)	(m)		(dB)	(dB)	(dB)
PK	5.6375G	62.82	68.20	-5.38	56.14	3	Horizontal	265	1.02	-	34.23	7.68	35.23
PK	5.7795G	117.45	Inf	-Inf	110.54	3	Horizontal	265	1.02	-	34.20	7.92	35.21
AV	5.7795G	108.87	Inf	-Inf	101.96	3	Horizontal	265	1.02	-	34.20	7.92	35.21
PK	6.012G	60.79	68.20	-7.41	53.19	3	Horizontal	265	1.02	-	34.60	8.19	35.19

5.725-5.85GHz_802.11a_Nss1,(6Mbps)_2TX

5785MHz_TX

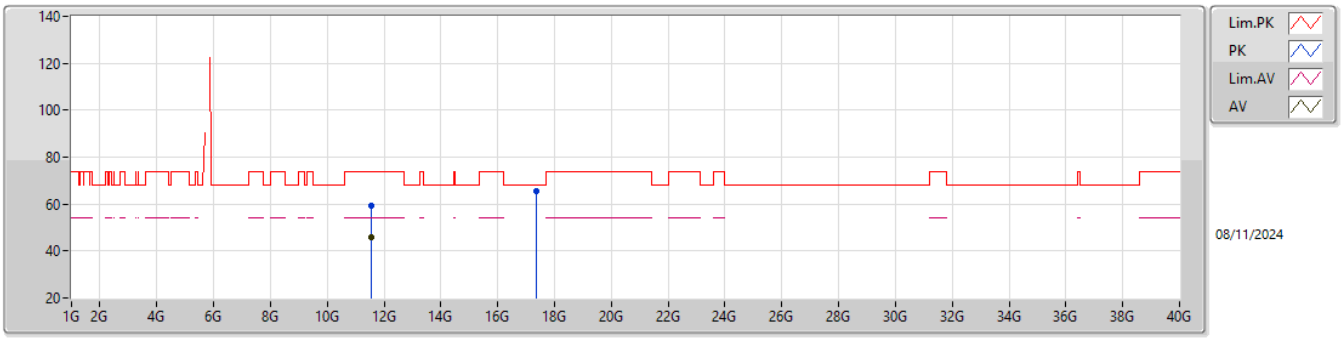

EUT Z_2TX
Setting 22
01-C-V-1

Type	Freq	Level	Limit	Margin	Raw	Dist	Condition	Azimuth	Height	Comment	AF	CL	PA
	(Hz)	(dBuV/m)	(dBuV/m)	(dB)	(dBuV)	(m)		(°)	(m)		(dB)	(dB)	(dB)
PK	11.55716G	59.25	74.00	-14.75	40.96	3	Vertical	70	1.93	-	38.99	11.91	32.61
AV	11.56979G	45.74	54.00	-8.26	27.47	3	Vertical	70	1.93	-	38.96	11.92	32.61
PK	17.36535G	65.52	68.20	-2.68	41.46	3	Vertical	336	1.80	-	41.86	14.05	31.85

5.725-5.85GHz_802.11a_Nss1,(6Mbps)_2TX

5785MHz_TX

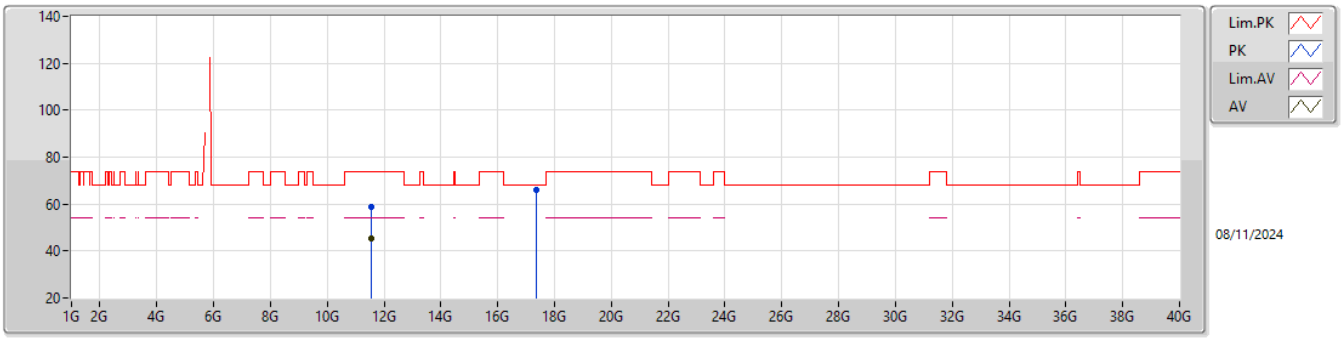

EUT Z_2TX
Setting 22
01-C-V-1

Type	Freq	Level	Limit	Margin	Raw	Dist	Condition	Azimuth	Height	Comment	AF	CL	PA
	(Hz)	(dBuV/m)	(dBuV/m)	(dB)	(dBuV)	(m)		(°)	(m)		(dB)	(dB)	(dB)
PK	11.56778G	58.89	74.00	-15.11	40.62	3	Horizontal	319	1.58	-	38.96	11.92	32.61
AV	11.56439G	45.56	54.00	-8.44	27.28	3	Horizontal	319	1.58	-	38.97	11.92	32.61
PK	17.34294G	65.78	68.20	-2.42	41.81	3	Horizontal	175	1.80	-	41.79	14.04	31.86

5.725-5.85GHz_802.11a_Nss1,(6Mbps)_2TX

5825MHz_TX

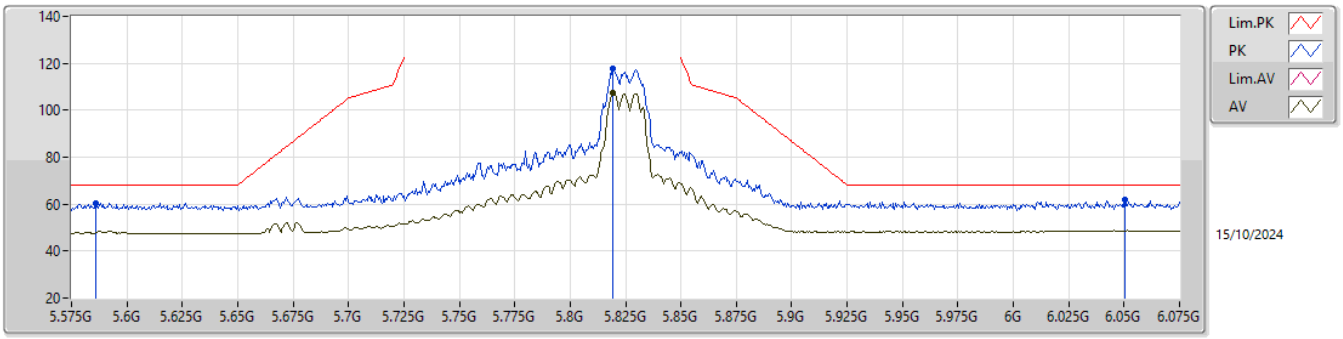

EUT Z_2TX
Setting 22
01-D-P-5-10

Type	Freq	Level	Limit	Margin	Raw	Dist	Condition	Azimuth	Height	Comment	AF	CL	PA
	(Hz)	(dBuV/m)	(dBuV/m)	(dB)	(dBuV)	(m)		(°)	(m)		(dB)	(dB)	(dB)
PK	5.586G	60.43	68.20	-7.77	53.02	3	Vertical	283	2.29	-	32.80	7.07	32.46
PK	5.8195G	117.53	Inf	-Inf	108.78	3	Vertical	283	2.29	-	33.84	7.36	32.45
AV	5.8195G	107.35	Inf	-Inf	98.60	3	Vertical	283	2.29	-	33.84	7.36	32.45
PK	6.0505G	61.84	68.20	-6.36	52.55	3	Vertical	283	2.29	-	34.20	7.52	32.43

5.725-5.85GHz_802.11a_Nss1,(6Mbps)_2TX

5825MHz_TX

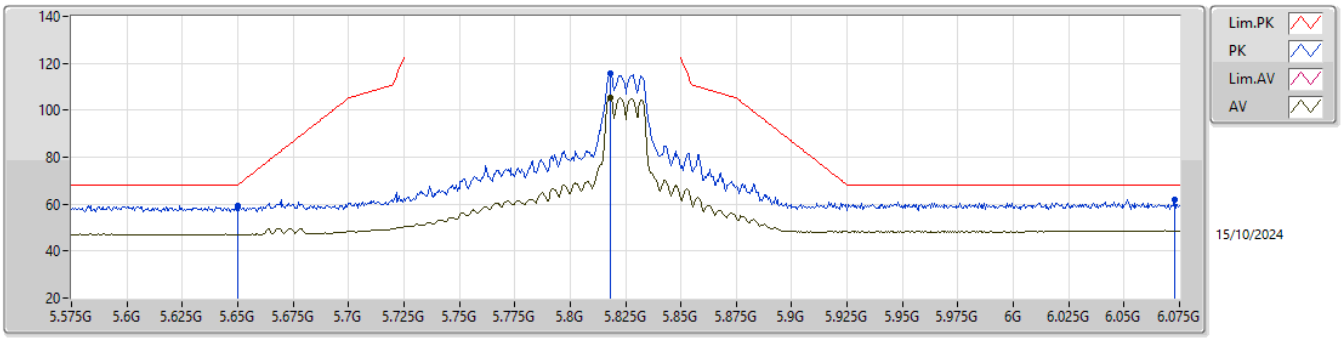

EUT Z_2TX
Setting 22
01-D-P-5-10

Type	Freq	Level	Limit	Margin	Raw	Dist	Condition	Azimuth	Height	Comment	AF	CL	PA
	(Hz)	(dBuV/m)	(dBuV/m)	(dB)	(dBuV)	(m)		(°)	(m)		(dB)	(dB)	(dB)
PK	5.65G	59.51	68.20	-8.69	51.80	3	Horizontal	82	2.32	-	33.00	7.16	32.45
PK	5.818G	115.67	Inf	-Inf	106.92	3	Horizontal	82	2.32	-	33.84	7.36	32.45
AV	5.818G	105.56	Inf	-Inf	96.81	3	Horizontal	82	2.32	-	33.84	7.36	32.45
PK	6.073G	62.13	68.20	-6.07	52.88	3	Horizontal	82	2.32	-	34.15	7.53	32.43

5.725-5.85GHz_802.11a_Nss1,(6Mbps)_2TX

5825MHz_TX

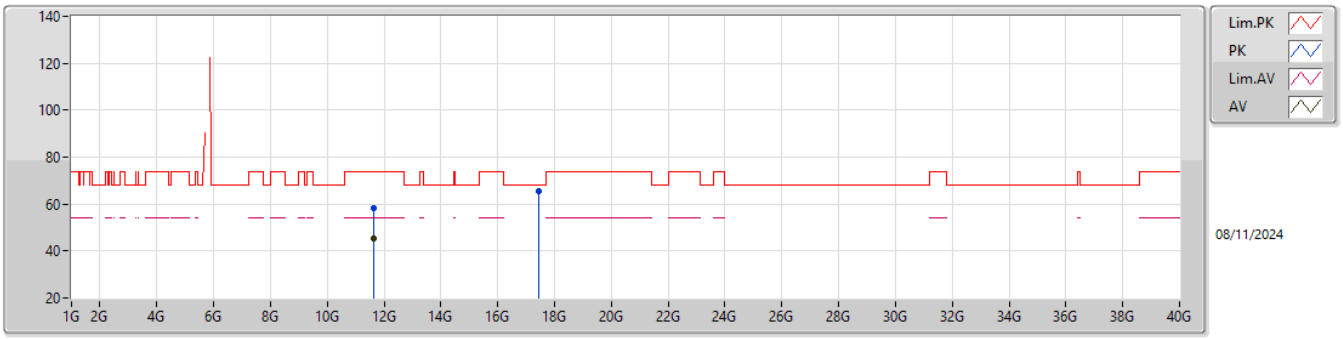

EUT Z_2TX
Setting 22
01-C-V-1

Type	Freq	Level	Limit	Margin	Raw	Dist	Condition	Azimuth	Height	Comment	AF	CL	PA
	(Hz)	(dBuV/m)	(dBuV/m)	(dB)	(dBuV)	(m)		(°)	(m)		(dB)	(dB)	(dB)
PK	11.6356G	58.41	74.00	-15.59	40.16	3	Vertical	108	1.91	-	38.90	11.99	32.64
AV	11.63881G	45.48	54.00	-8.52	27.23	3	Vertical	108	1.91	-	38.90	11.99	32.64
PK	17.46003G	65.67	68.20	-2.53	41.43	3	Vertical	220	1.72	-	41.96	14.07	31.79

5.725-5.85GHz_802.11a_Nss1,(6Mbps)_2TX

5825MHz_TX

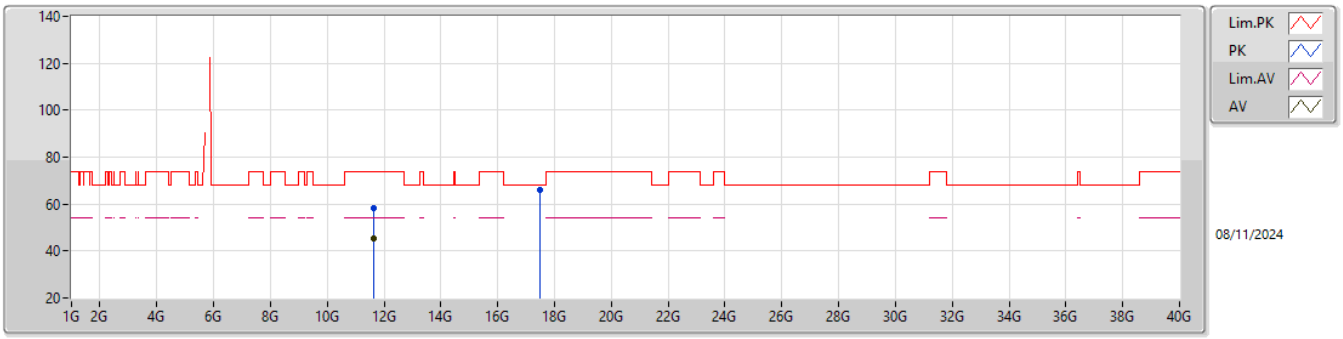

EUT Z_2TX
Setting 22
01-C-V-1

Type	Freq	Level	Limit	Margin	Raw	Dist	Condition	Azimuth	Height	Comment	AF	CL	PA
	(Hz)	(dBuV/m)	(dBuV/m)	(dB)	(dBuV)	(m)		(°)	(m)		(dB)	(dB)	(dB)
PK	11.64904G	58.42	74.00	-15.58	40.17	3	Horizontal	249	1.45	-	38.90	12.00	32.65
AV	11.63605G	45.22	54.00	-8.78	26.97	3	Horizontal	249	1.45	-	38.90	11.99	32.64
PK	17.48202G	66.03	68.20	-2.17	41.85	3	Horizontal	48	1.38	-	41.87	14.08	31.77

5.15-5.25GHz_802.11be EHT20_Nss1,(MCS0)_2TX

5180MHz_TX

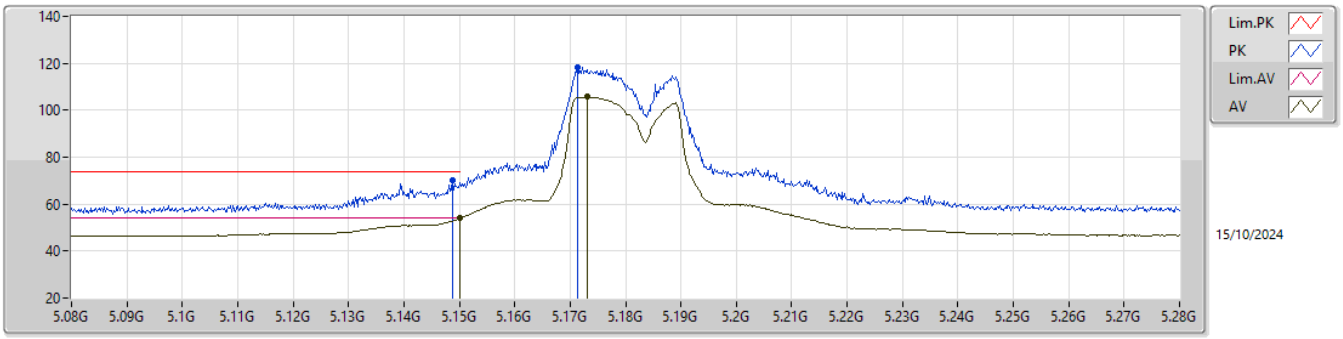

EUT Z_2TX
Setting 19.5
01-D-P-5-10

Type	Freq	Level	Limit	Margin	Raw	Dist	Condition	Azimuth	Height	Comment	AF	CL	PA
	(Hz)	(dBuV/m)	(dBuV/m)	(dB)	(dBuV)	(m)		(°)	(m)		(dB)	(dB)	(dB)
PK	5.1488G	70.27	74.00	-3.73	62.97	3	Vertical	272	2.20	-	33.20	6.64	32.54
AV	5.15G	53.89	54.00	-0.11	46.59	3	Vertical	272	2.20	-	33.20	6.64	32.54
PK	5.1714G	118.13	Inf	-Inf	110.87	3	Vertical	272	2.20	-	33.16	6.64	32.54
AV	5.173G	105.61	Inf	-Inf	98.36	3	Vertical	272	2.20	-	33.15	6.64	32.54

5.15-5.25GHz_802.11be EHT20_Nss1,(MCS0)_2TX

5180MHz_TX

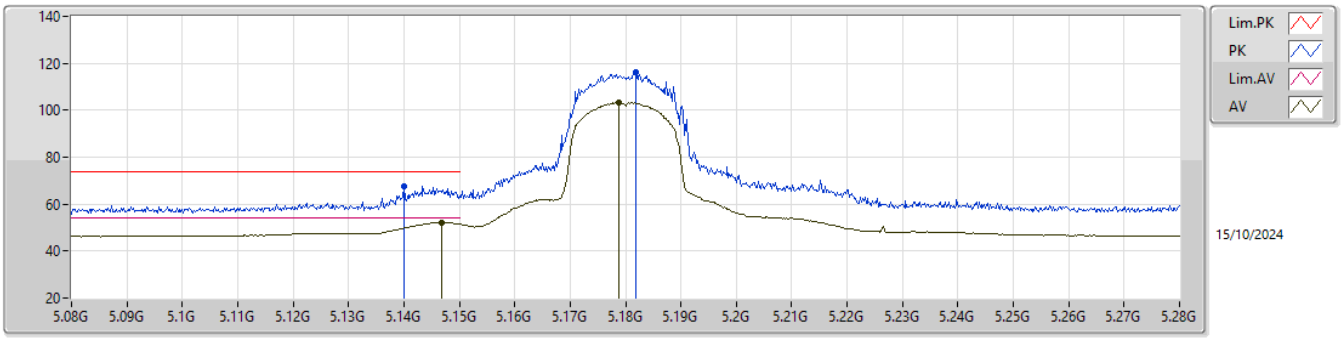

EUT Z_2TX
Setting 19.5
01-D-P-5-10

Type	Freq	Level	Limit	Margin	Raw	Dist	Condition	Azimuth	Height	Comment	AF	CL	PA
	(Hz)	(dBuV/m)	(dBuV/m)	(dB)	(dBuV)	(m)		(°)	(m)		(dB)	(dB)	(dB)
PK	5.14G	67.59	74.00	-6.41	60.34	3	Horizontal	286	2.52	-	33.16	6.64	32.55
AV	5.1468G	52.31	54.00	-1.69	45.02	3	Horizontal	286	2.52	-	33.19	6.64	32.54
PK	5.1818G	116.19	Inf	-Inf	108.96	3	Horizontal	286	2.52	-	33.14	6.63	32.54
AV	5.1788G	103.36	Inf	-Inf	96.13	3	Horizontal	286	2.52	-	33.14	6.63	32.54

5.15-5.25GHz_802.11be EHT20_Nss1,(MCS0)_2TX

5180MHz_TX

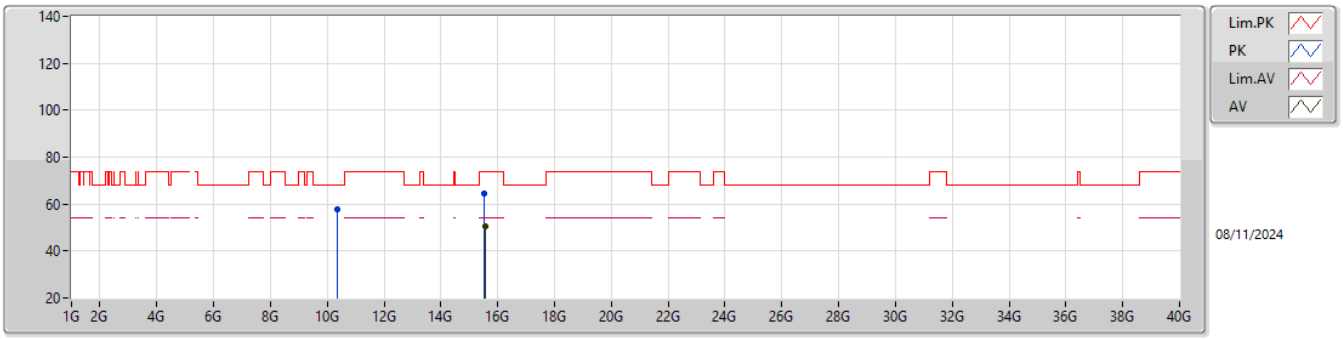

EUT Z_2TX
Setting 19.5
01-C-V-1

Type	Freq	Level	Limit	Margin	Raw	Dist	Condition	Azimuth	Height	Comment	AF	CL	PA
	(Hz)	(dBuV/m)	(dBuV/m)	(dB)	(dBuV)	(m)		(°)	(m)		(dB)	(dB)	(dB)
PK	10.35085G	57.66	68.20	-10.54	40.73	3	Vertical	160	1.76	-	38.80	10.68	32.55
PK	15.53583G	64.52	74.00	-9.48	45.05	3	Vertical	258	1.63	-	38.60	13.60	32.73
AV	15.54888G	50.39	54.00	-3.61	30.92	3	Vertical	258	1.63	-	38.60	13.60	32.73

5.15-5.25GHz_802.11be EHT20_Nss1,(MCS0)_2TX

5180MHz_TX

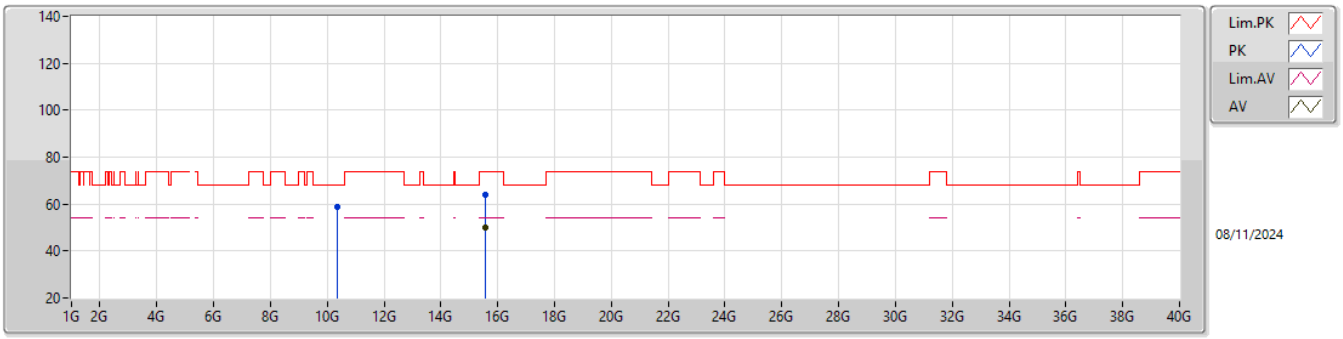

EUT Z_2TX
Setting 19.5
01-C-V-1

Type	Freq	Level	Limit	Margin	Raw	Dist	Condition	Azimuth	Height	Comment	AF	CL	PA
	(Hz)	(dBuV/m)	(dBuV/m)	(dB)	(dBuV)	(m)		(°)	(m)		(dB)	(dB)	(dB)
PK	10.34956G	58.93	68.20	-9.27	42.00	3	Horizontal	2	1.47	-	38.80	10.68	32.55
PK	15.55164G	63.83	74.00	-10.17	44.36	3	Horizontal	347	1.80	-	38.59	13.61	32.73
AV	15.54768G	50.14	54.00	-3.86	30.67	3	Horizontal	347	1.80	-	38.60	13.60	32.73

5.15-5.25GHz_802.11be EHT20_Nss1,(MCS0)_2TX

5200MHz_TX

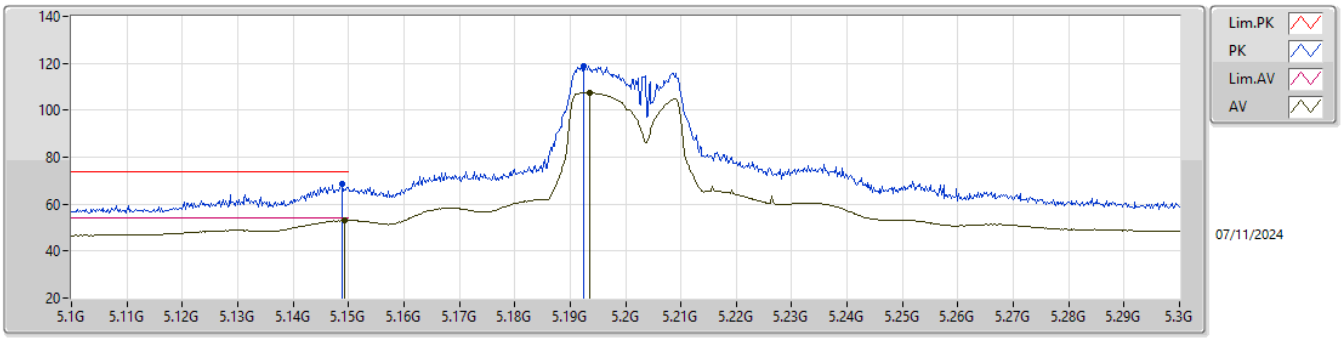

EUT Z_2TX
Setting 20.5
03-V-V-1-10

Type	Freq	Level	Limit	Margin	Raw	Dist	Condition	Azimuth	Height	Comment	AF	CL	PA
	(Hz)	(dBuV/m)	(dBuV/m)	(dB)	(dBuV)	(m)		(°)	(m)		(dB)	(dB)	(dB)
PK	5.1488G	68.39	74.00	-5.61	62.21	3	Vertical	100	2.24	-	33.99	7.49	35.30
AV	5.1492G	53.09	54.00	-0.91	46.90	3	Vertical	100	2.24	-	34.00	7.49	35.30
PK	5.1924G	118.83	Inf	-Inf	112.54	3	Vertical	100	2.24	-	34.00	7.59	35.30
AV	5.1936G	107.39	Inf	-Inf	101.10	3	Vertical	100	2.24	-	34.00	7.59	35.30

5.15-5.25GHz_802.11be EHT20_Nss1,(MCS0)_2TX

5200MHz_TX

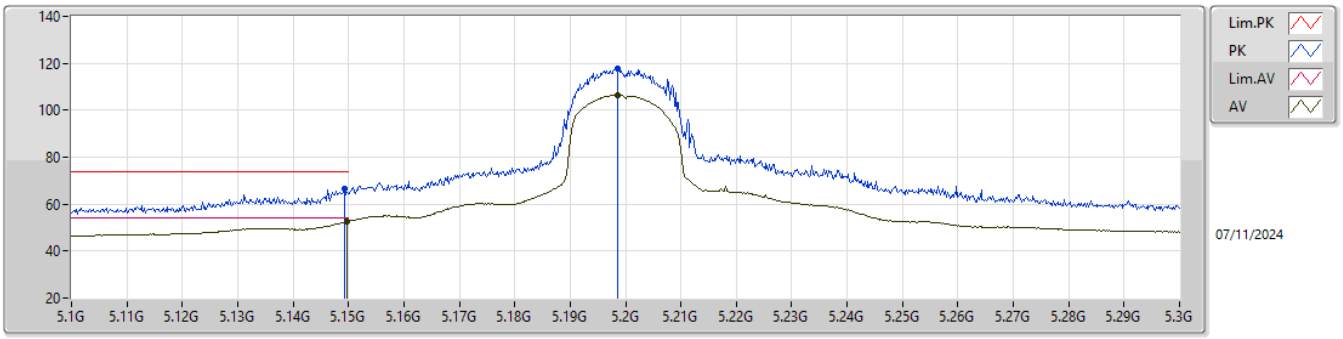

EUT Z_2TX
Setting 20.5
03-V-V-1-10

Type	Freq	Level	Limit	Margin	Raw	Dist	Condition	Azimuth	Height	Comment	AF	CL	PA
	(Hz)	(dBuV/m)	(dBuV/m)	(dB)	(dBuV)	(m)		(°)	(m)		(dB)	(dB)	(dB)
PK	5.1492G	66.37	74.00	-7.63	60.18	3	Horizontal	279	2.45	-	34.00	7.49	35.30
AV	5.1498G	52.55	54.00	-1.45	46.36	3	Horizontal	279	2.45	-	34.00	7.49	35.30
PK	5.1986G	117.65	Inf	-Inf	111.33	3	Horizontal	279	2.45	-	34.00	7.61	35.29
AV	5.1986G	106.49	Inf	-Inf	100.17	3	Horizontal	279	2.45	-	34.00	7.61	35.29

5.15-5.25GHz_802.11be EHT20_Nss1,(MCS0)_2TX

5200MHz_TX

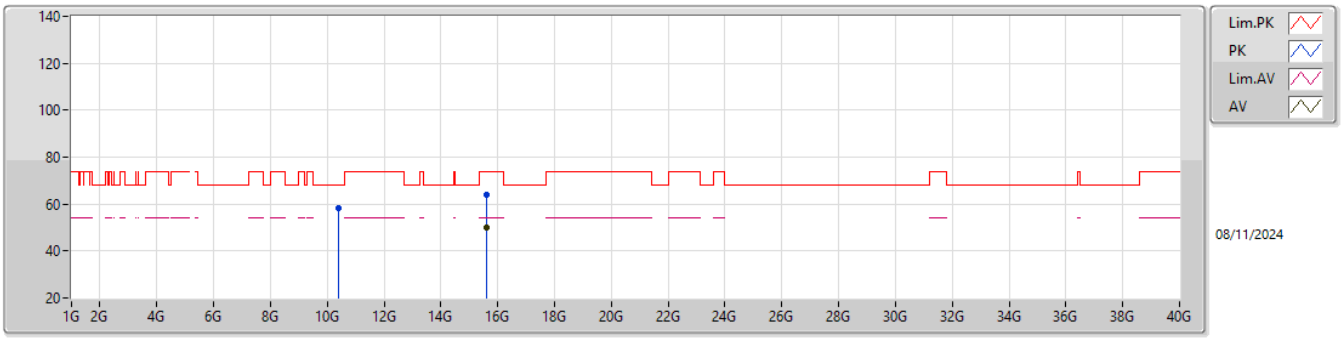

EUT Z_2TX
Setting 20.5
01-C-V-1

Type	Freq	Level	Limit	Margin	Raw	Dist	Condition	Azimuth	Height	Comment	AF	CL	PA
	(Hz)	(dBuV/m)	(dBuV/m)	(dB)	(dBuV)	(m)		(°)	(m)		(dB)	(dB)	(dB)
PK	10.40507G	58.05	68.20	-10.15	41.11	3	Vertical	19	1.72	-	38.71	10.73	32.50
PK	15.60447G	63.73	74.00	-10.27	44.49	3	Vertical	360	1.80	-	38.37	13.61	32.74
AV	15.61122G	50.18	54.00	-3.82	30.98	3	Vertical	360	1.80	-	38.33	13.61	32.74

5.15-5.25GHz_802.11be EHT20_Nss1,(MCS0)_2TX

5200MHz_TX

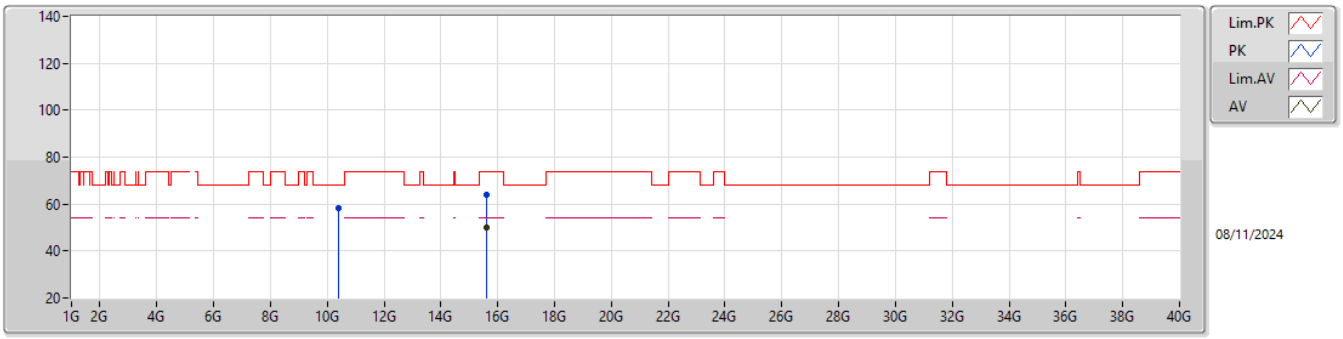

EUT Z_2TX
Setting 20.5
01-C-V-1

Type	Freq	Level	Limit	Margin	Raw	Dist	Condition	Azimuth	Height	Comment	AF	CL	PA
	(Hz)	(dBuV/m)	(dBuV/m)	(dB)	(dBuV)	(m)		(°)	(m)		(dB)	(dB)	(dB)
PK	10.40699G	58.44	68.20	-9.76	41.49	3	Horizontal	157	1.65	-	38.71	10.74	32.50
PK	15.59154G	63.80	74.00	-10.20	44.49	3	Horizontal	330	1.16	-	38.43	13.61	32.73
AV	15.59949G	49.83	54.00	-4.17	30.56	3	Horizontal	330	1.16	-	38.40	13.61	32.74

5.15-5.25GHz_802.11be EHT20_Nss1,(MCS0)_2TX

5240MHz_TX

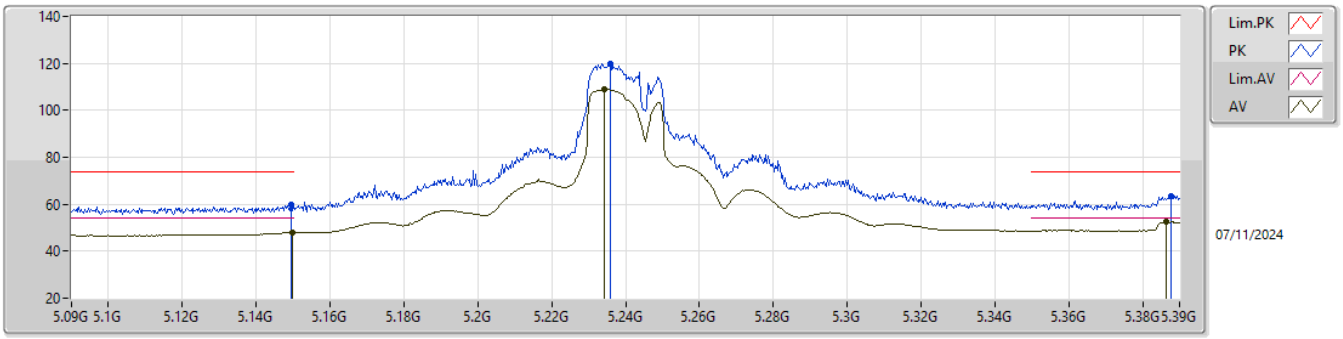

EUT Z_2TX
Setting 22
03-V-V-1-10

Type	Freq	Level	Limit	Margin	Raw	Dist	Condition	Azimuth	Height	Comment	AF	CL	PA
	(Hz)	(dBuV/m)	(dBuV/m)	(dB)	(dBuV)	(m)		(°)	(m)		(dB)	(dB)	(dB)
PK	5.1494G	59.85	74.00	-14.15	53.66	3	Vertical	98	2.15	-	34.00	7.49	35.30
AV	5.1497G	47.88	54.00	-6.12	41.69	3	Vertical	98	2.15	-	34.00	7.49	35.30
PK	5.2358G	119.88	Inf	-Inf	113.45	3	Vertical	98	2.15	-	34.07	7.65	35.29
AV	5.2343G	108.84	Inf	-Inf	102.41	3	Vertical	98	2.15	-	34.07	7.65	35.29
PK	5.3876G	63.58	74.00	-10.42	56.52	3	Vertical	98	2.15	-	34.48	7.84	35.26
AV	5.3864G	52.43	54.00	-1.57	45.38	3	Vertical	98	2.15	-	34.47	7.84	35.26

5.15-5.25GHz_802.11be EHT20_Nss1,(MCS0)_2TX

5240MHz_TX

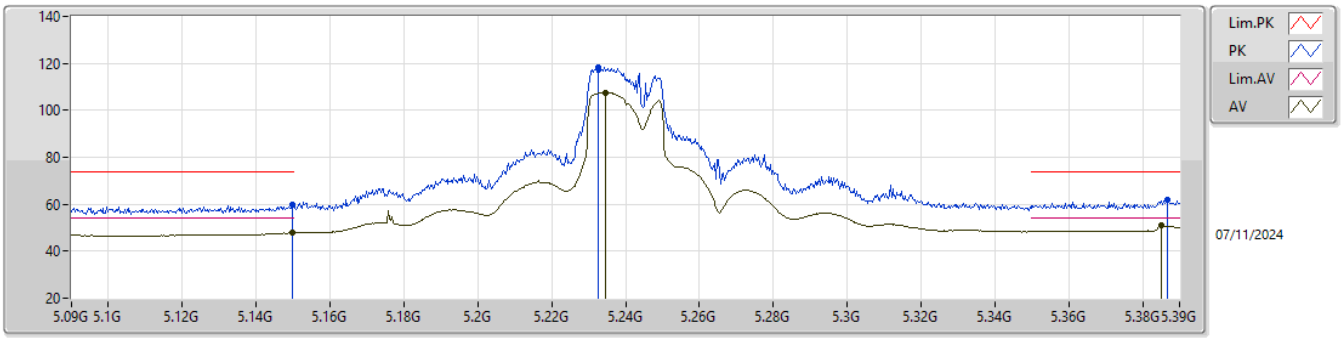

EUT Z_2TX
Setting 22
03-V-V-1-10

Type	Freq	Level	Limit	Margin	Raw	Dist	Condition	Azimuth	Height	Comment	AF	CL	PA
	(Hz)	(dBuV/m)	(dBuV/m)	(dB)	(dBuV)	(m)		(°)	(m)		(dB)	(dB)	(dB)
PK	5.1497G	59.94	74.00	-14.06	53.75	3	Horizontal	268	1.01	-	34.00	7.49	35.30
AV	5.1497G	47.96	54.00	-6.04	41.77	3	Horizontal	268	1.01	-	34.00	7.49	35.30
PK	5.2325G	118.37	Inf	-Inf	111.94	3	Horizontal	268	1.01	-	34.07	7.65	35.29
AV	5.2346G	107.57	Inf	-Inf	101.14	3	Horizontal	268	1.01	-	34.07	7.65	35.29
PK	5.3867G	62.07	74.00	-11.93	55.02	3	Horizontal	268	1.01	-	34.47	7.84	35.26
AV	5.3852G	50.80	54.00	-3.20	43.75	3	Horizontal	268	1.01	-	34.47	7.84	35.26

5.15-5.25GHz_802.11be EHT20_Nss1,(MCS0)_2TX

5240MHz_TX

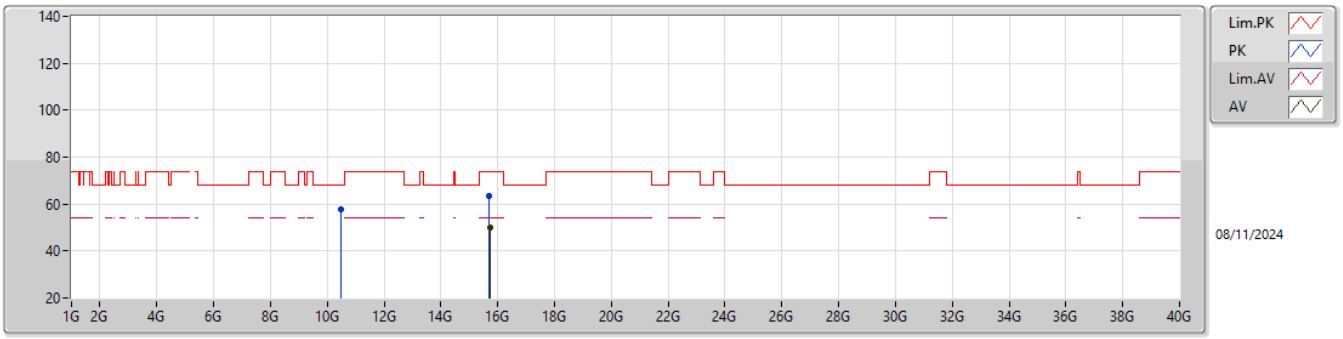

EUT Z_2TX
Setting 22
01-C-V-1

Type	Freq	Level	Limit	Margin	Raw	Dist	Condition	Azimuth	Height	Comment	AF	CL	PA
	(Hz)	(dBuV/m)	(dBuV/m)	(dB)	(dBuV)	(m)		(°)	(m)		(dB)	(dB)	(dB)
PK	10.47748G	57.75	68.20	-10.45	40.46	3	Vertical	6	1.51	-	38.91	10.81	32.43
PK	15.70848G	63.52	74.00	-10.48	44.42	3	Vertical	115	1.81	-	38.23	13.62	32.75
AV	15.72822G	49.99	54.00	-4.01	30.82	3	Vertical	115	1.81	-	38.31	13.62	32.76

5.15-5.25GHz_802.11be EHT20_Nss1,(MCS0)_2TX

5240MHz_TX

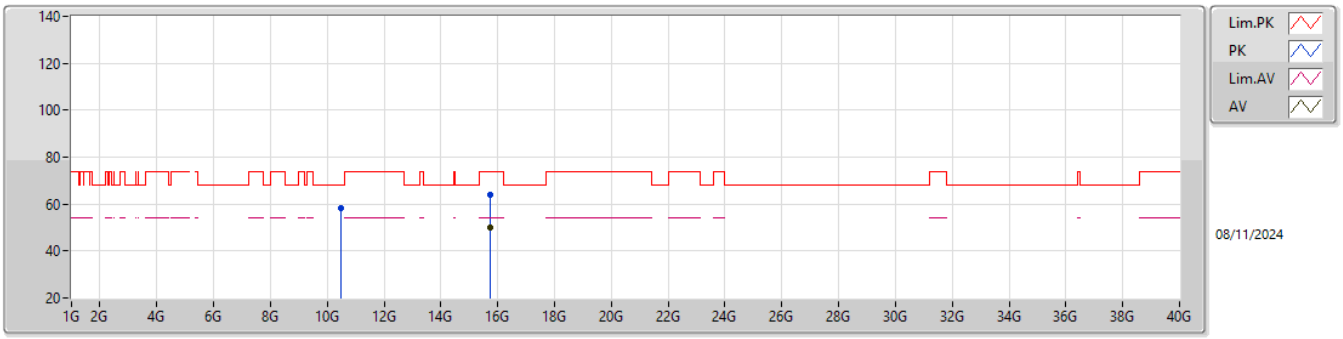

EUT Z_2TX
Setting 22
01-C-V-1

Type	Freq	Level	Limit	Margin	Raw	Dist	Condition	Azimuth	Height	Comment	AF	CL	PA
	(Hz)	(dBuV/m)	(dBuV/m)	(dB)	(dBuV)	(m)		(°)	(m)		(dB)	(dB)	(dB)
PK	10.4701G	58.30	68.20	-9.90	41.06	3	Horizontal	250	1.92	-	38.88	10.80	32.44
PK	15.72921G	64.11	74.00	-9.89	44.93	3	Horizontal	348	1.39	-	38.32	13.62	32.76
AV	15.72546G	50.14	54.00	-3.86	30.98	3	Horizontal	348	1.39	-	38.30	13.62	32.76

5.25-5.35GHz_802.11be EHT20_Nss1,(MCS0)_2TX

5260MHz_TX

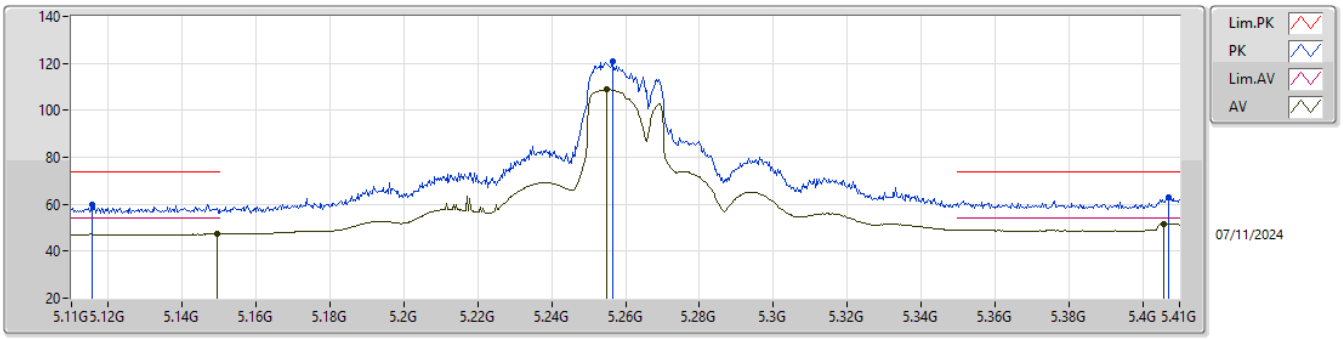

EUT Z_2TX
Setting 22
03-V-V-1-10

Type	Freq	Level	Limit	Margin	Raw	Dist	Condition	Azimuth	Height	Comment	AF	CL	PA
	(Hz)	(dBuV/m)	(dBuV/m)	(dB)	(dBuV)	(m)		(°)	(m)		(dB)	(dB)	(dB)
PK	5.1157G	60.00	74.00	-14.00	54.11	3	Vertical	95	2.23	-	33.79	7.41	35.31
AV	5.1493G	47.34	54.00	-6.66	41.15	3	Vertical	95	2.23	-	34.00	7.49	35.30
PK	5.2564G	120.69	Inf	-Inf	114.16	3	Vertical	95	2.23	-	34.13	7.68	35.28
AV	5.2549G	108.75	Inf	-Inf	102.23	3	Vertical	95	2.23	-	34.12	7.68	35.28
PK	5.407G	62.70	74.00	-11.30	55.61	3	Vertical	95	2.23	-	34.50	7.85	35.26
AV	5.4058G	51.75	54.00	-2.25	44.66	3	Vertical	95	2.23	-	34.50	7.85	35.26

5.25-5.35GHz_802.11be EHT20_Nss1,(MCS0)_2TX

5260MHz_TX

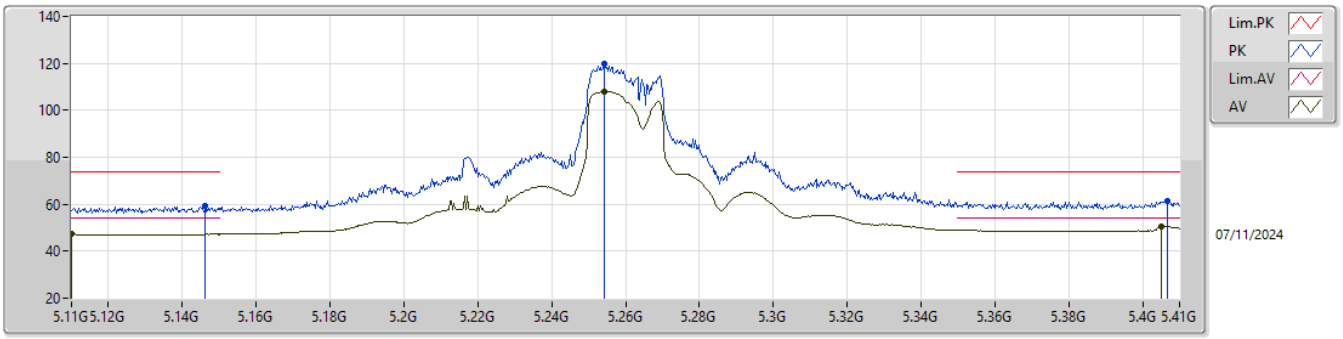

EUT Z_2TX
Setting 22
03-V-V-1-10

Type	Freq	Level	Limit	Margin	Raw	Dist	Condition	Azimuth	Height	Comment	AF	CL	PA
	(Hz)	(dBuV/m)	(dBuV/m)	(dB)	(dBuV)	(m)		(°)	(m)		(dB)	(dB)	(dB)
PK	5.1463G	59.10	74.00	-14.90	52.94	3	Horizontal	267	1.03	-	33.98	7.48	35.30
AV	5.11G	47.38	54.00	-6.62	41.53	3	Horizontal	267	1.03	-	33.76	7.40	35.31
PK	5.2543G	119.98	Inf	-Inf	113.46	3	Horizontal	267	1.03	-	34.12	7.68	35.28
AV	5.2543G	107.98	Inf	-Inf	101.46	3	Horizontal	267	1.03	-	34.12	7.68	35.28
PK	5.4067G	61.36	74.00	-12.64	54.27	3	Horizontal	267	1.03	-	34.50	7.85	35.26
AV	5.4052G	50.56	54.00	-3.44	43.47	3	Horizontal	267	1.03	-	34.50	7.85	35.26

5.25-5.35GHz_802.11be EHT20_Nss1,(MCS0)_2TX

5260MHz_TX

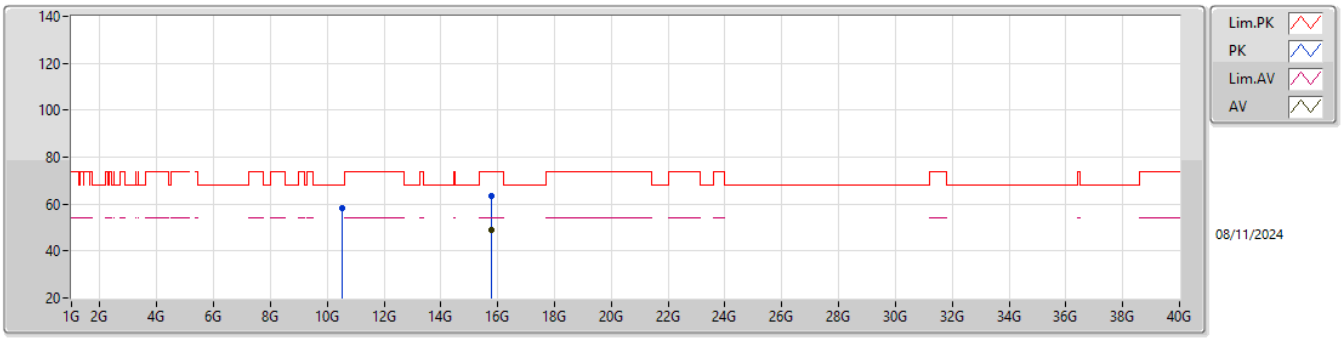

EUT Z_2TX
Setting 22
01-C-V-1

Type	Freq	Level	Limit	Margin	Raw	Dist	Condition	Azimuth	Height	Comment	AF	CL	PA
	(Hz)	(dBuV/m)	(dBuV/m)	(dB)	(dBuV)	(m)		(°)	(m)		(dB)	(dB)	(dB)
PK	10.5056G	58.36	68.20	-9.84	40.92	3	Vertical	137	1.36	-	39.01	10.84	32.41
PK	15.76545G	63.68	74.00	-10.32	44.41	3	Vertical	71	1.42	-	38.40	13.63	32.76
AV	15.76503G	49.20	54.00	-4.80	29.93	3	Vertical	71	1.42	-	38.40	13.63	32.76

5.25-5.35GHz_802.11be EHT20_Nss1,(MCS0)_2TX

5260MHz_TX

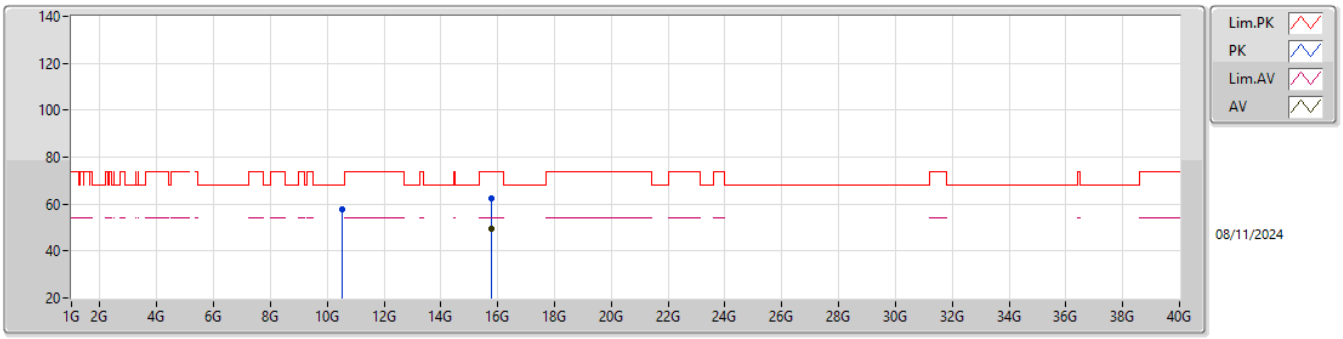

EUT Z_2TX
Setting 22
01-C-V-1

Type	Freq	Level	Limit	Margin	Raw	Dist	Condition	Azimuth	Height	Comment	AF	CL	PA
	(Hz)	(dBuV/m)	(dBuV/m)	(dB)	(dBuV)	(m)		(°)	(m)		(dB)	(dB)	(dB)
PK	10.52954G	57.75	68.20	-10.45	40.24	3	Horizontal	80	1.83	-	39.06	10.86	32.41
PK	15.79434G	62.31	74.00	-11.69	43.05	3	Horizontal	207	1.67	-	38.40	13.63	32.77
AV	15.76512G	49.36	54.00	-4.64	30.09	3	Horizontal	207	1.67	-	38.40	13.63	32.76