5.25-5.35GHz_802.11be EHT20_Nss1,(MCS0)_2TX

5300MHz_TX

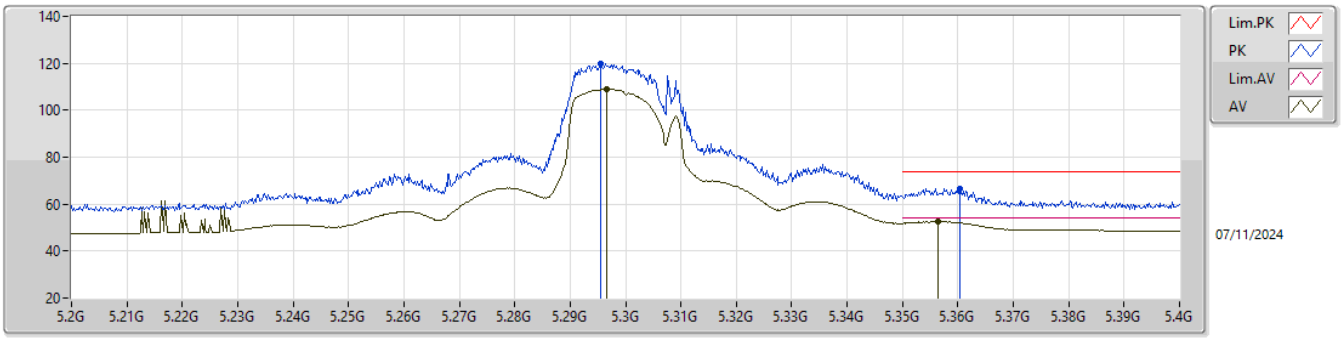

EUT Z_2TX
Setting 22
03-V-V-1-10

Type	Freq	Level	Limit	Margin	Raw	Dist	Condition	Azimuth	Height	Comment	AF	CL	PA
	(Hz)	(dBuV/m)	(dBuV/m)	(dB)	(dBuV)	(m)		(°)	(m)		(dB)	(dB)	(dB)
PK	5.2956G	119.92	Inf	-Inf	113.19	3	Vertical	98	2.09	-	34.28	7.73	35.28
AV	5.2966G	108.92	Inf	-Inf	102.18	3	Vertical	98	2.09	-	34.29	7.73	35.28
PK	5.3604G	66.69	74.00	-7.31	59.73	3	Vertical	98	2.09	-	34.42	7.81	35.27
AV	5.3564G	52.49	54.00	-1.51	45.54	3	Vertical	98	2.09	-	34.41	7.81	35.27

5.25-5.35GHz_802.11be EHT20_Nss1,(MCS0)_2TX

5300MHz_TX

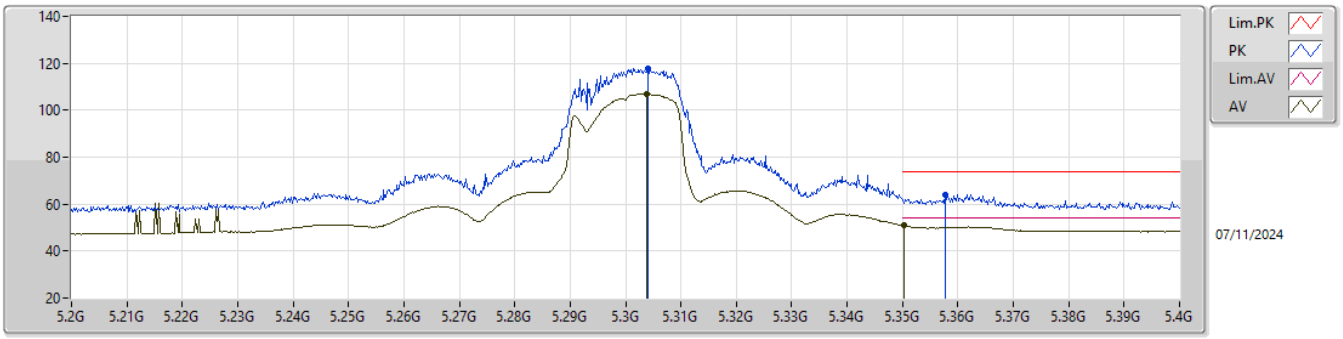

EUT Z_2TX
Setting 22
03-V-V-1-10

Type	Freq	Level	Limit	Margin	Raw	Dist	Condition	Azimuth	Height	Comment	AF	CL	PA
	(Hz)	(dBuV/m)	(dBuV/m)	(dB)	(dBuV)	(m)		(°)	(m)		(dB)	(dB)	(dB)
PK	5.304G	117.67	Inf	-Inf	110.90	3	Horizontal	275	2.77	-	34.31	7.74	35.28
AV	5.3038G	106.90	Inf	-Inf	100.13	3	Horizontal	275	2.77	-	34.31	7.74	35.28
PK	5.3578G	64.17	74.00	-9.83	57.21	3	Horizontal	275	2.77	-	34.42	7.81	35.27
AV	5.3502G	50.97	54.00	-3.03	44.04	3	Horizontal	275	2.77	-	34.40	7.80	35.27

5.25-5.35GHz_802.11be EHT20_Nss1,(MCS0)_2TX

5300MHz_TX

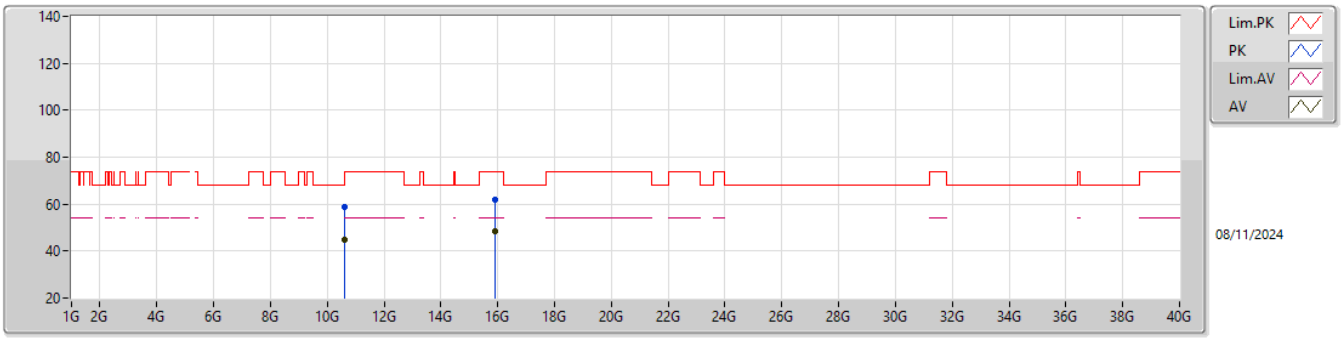

EUT Z_2TX
Setting 22
01-C-V-1

Type	Freq	Level	Limit	Margin	Raw	Dist	Condition	Azimuth	Height	Comment	AF	CL	PA
	(Hz)	(dBuV/m)	(dBuV/m)	(dB)	(dBuV)	(m)		(°)	(m)		(dB)	(dB)	(dB)
PK	10.60132G	58.57	74.00	-15.43	40.95	3	Vertical	234	1.45	-	39.10	10.93	32.41
AV	10.60162G	44.88	54.00	-9.12	27.26	3	Vertical	234	1.45	-	39.10	10.93	32.41
PK	15.90039G	61.68	74.00	-12.32	42.22	3	Vertical	194	1.40	-	38.60	13.64	32.78
AV	15.8898G	48.62	54.00	-5.38	29.20	3	Vertical	194	1.40	-	38.56	13.64	32.78

5.25-5.35GHz_802.11be EHT20_Nss1,(MCS0)_2TX

5300MHz_TX

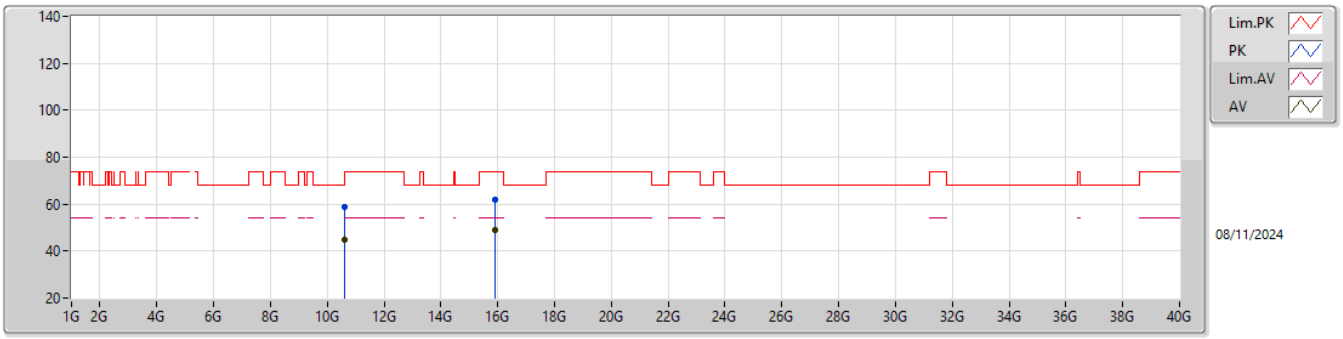

EUT Z_2TX
Setting 22
01-C-V-1

Type	Freq	Level	Limit	Margin	Raw	Dist	Condition	Azimuth	Height	Comment	AF	CL	PA
	(Hz)	(dBuV/m)	(dBuV/m)	(dB)	(dBuV)	(m)		(°)	(m)		(dB)	(dB)	(dB)
PK	10.60120G	58.70	74.00	-15.30	41.08	3	Horizontal	312	1.81	-	39.10	10.93	32.41
AV	10.60159G	44.91	54.00	-9.09	27.29	3	Horizontal	312	1.81	-	39.10	10.93	32.41
PK	15.91326G	62.11	74.00	-11.89	42.69	3	Horizontal	32	1.91	-	38.57	13.64	32.79
AV	15.88719G	48.78	54.00	-5.22	29.37	3	Horizontal	32	1.91	-	38.55	13.64	32.78

5.25-5.35GHz_802.11be EHT20_Nss1,(MCS0)_2TX

5320MHz_TX

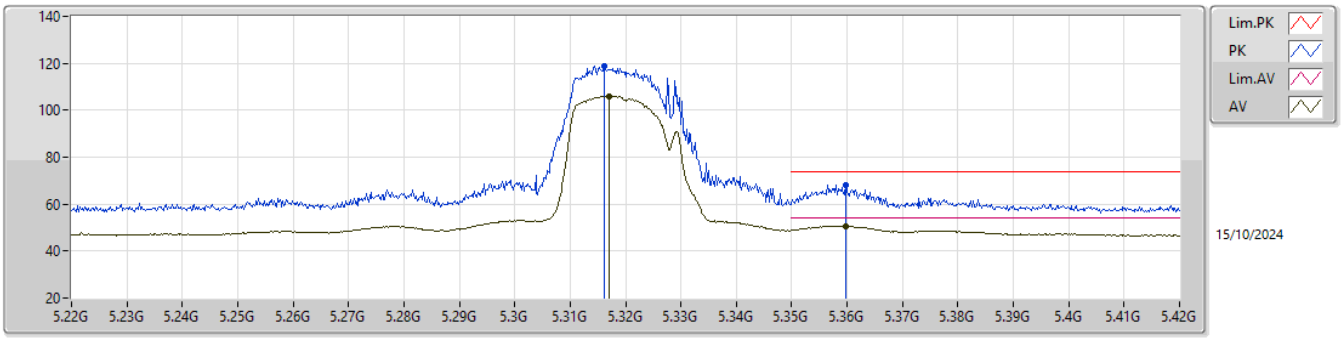

EUT Z_2TX
Setting 21.5
01-D-P-5-10

Type	Freq	Level	Limit	Margin	Raw	Dist	Condition	Azimuth	Height	Comment	AF	CL	PA
	(Hz)	(dBuV/m)	(dBuV/m)	(dB)	(dBuV)	(m)		(°)	(m)		(dB)	(dB)	(dB)
PK	5.3162G	118.74	Inf	-Inf	111.68	3	Vertical	99	2.06	-	32.87	6.69	32.50
AV	5.317G	106.11	Inf	-Inf	99.05	3	Vertical	99	2.06	-	32.87	6.69	32.50
PK	5.3598G	68.12	74.00	-5.88	61.10	3	Vertical	99	2.06	-	32.80	6.71	32.49
AV	5.3598G	50.62	54.00	-3.38	43.60	3	Vertical	99	2.06	-	32.80	6.71	32.49

5.25-5.35GHz_802.11be EHT20_Nss1,(MCS0)_2TX

5320MHz_TX

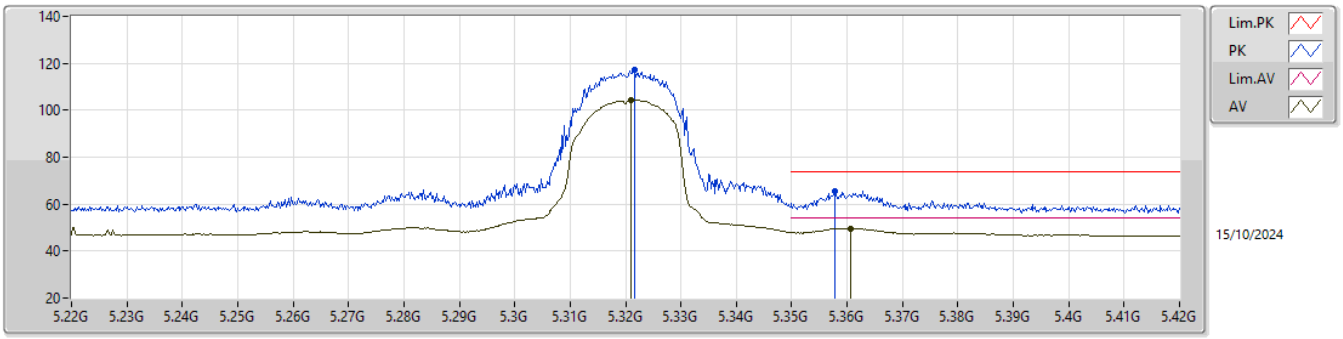

EUT Z_2TX
Setting 21.5
01-D-P-5-10

Type	Freq	Level	Limit	Margin	Raw	Dist	Condition	Azimuth	Height	Comment	AF	CL	PA
	(Hz)	(dBuV/m)	(dBuV/m)	(dB)	(dBuV)	(m)		(°)	(m)		(dB)	(dB)	(dB)
PK	5.3216G	117.03	Inf	-Inf	109.98	3	Horizontal	276	2.52	-	32.86	6.69	32.50
AV	5.321G	104.29	Inf	-Inf	97.24	3	Horizontal	276	2.52	-	32.86	6.69	32.50
PK	5.3578G	65.54	74.00	-8.46	58.52	3	Horizontal	276	2.52	-	32.80	6.71	32.49
AV	5.3606G	49.61	54.00	-4.39	42.59	3	Horizontal	276	2.52	-	32.80	6.71	32.49

5.25-5.35GHz_802.11be EHT20_Nss1,(MCS0)_2TX

5320MHz_TX

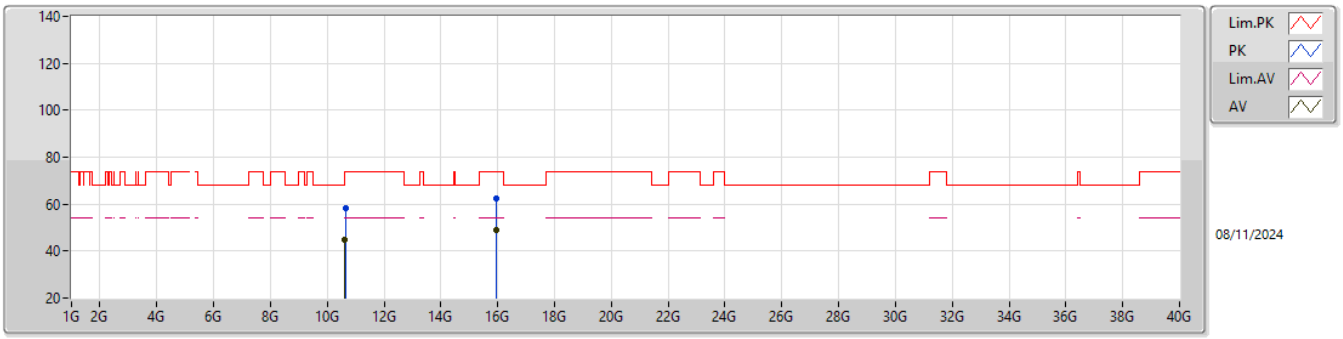

EUT Z_2TX
Setting 21.5
01-C-V-1

Type	Freq	Level	Limit	Margin	Raw	Dist	Condition	Azimuth	Height	Comment	AF	CL	PA
	(Hz)	(dBuV/m)	(dBuV/m)	(dB)	(dBuV)	(m)		(°)	(m)		(dB)	(dB)	(dB)
PK	10.64927G	58.29	74.00	-15.71	40.53	3	Vertical	327	1.93	-	39.20	10.98	32.42
AV	10.62656G	45.02	54.00	-8.98	27.33	3	Vertical	327	1.93	-	39.15	10.96	32.42
PK	15.94722G	62.55	74.00	-11.45	43.19	3	Vertical	158	1.41	-	38.51	13.64	32.79
AV	15.96216G	49.00	54.00	-5.00	29.69	3	Vertical	158	1.41	-	38.45	13.65	32.79

5.25-5.35GHz_802.11be EHT20_Nss1,(MCS0)_2TX

5320MHz_TX

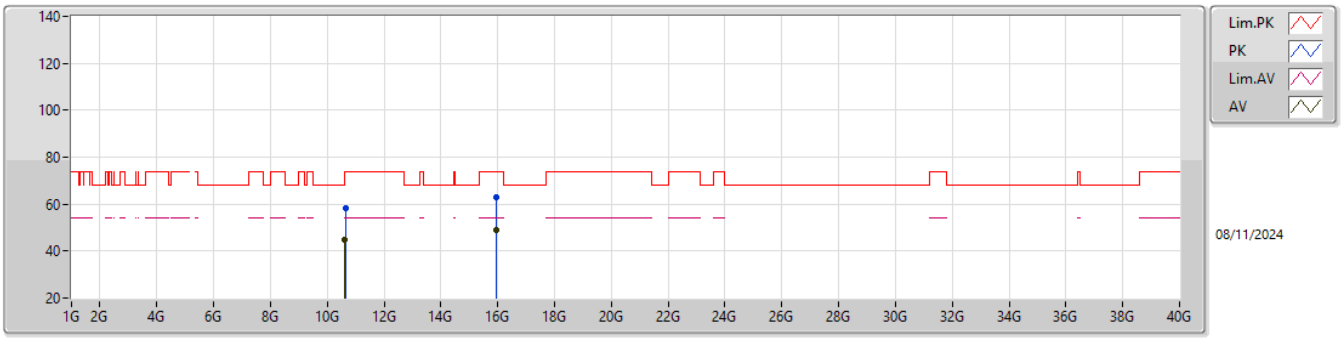

EUT Z_2TX
Setting 21.5
01-C-V-1

Type	Freq	Level	Limit	Margin	Raw	Dist	Condition	Azimuth	Height	Comment	AF	CL	PA
	(Hz)	(dBuV/m)	(dBuV/m)	(dB)	(dBuV)	(m)		(°)	(m)		(dB)	(dB)	(dB)
PK	10.64651G	58.36	74.00	-15.64	40.61	3	Horizontal	122	1.99	-	39.19	10.98	32.42
AV	10.62935G	44.97	54.00	-9.03	27.27	3	Horizontal	122	1.99	-	39.16	10.96	32.42
PK	15.95193G	62.78	74.00	-11.22	43.43	3	Horizontal	141	1.67	-	38.49	13.65	32.79
AV	15.95643G	49.18	54.00	-4.82	29.85	3	Horizontal	141	1.67	-	38.47	13.65	32.79

5.47-5.725GHz_802.11be EHT20_Nss1,(MCS0)_2TX

5500MHz_TX

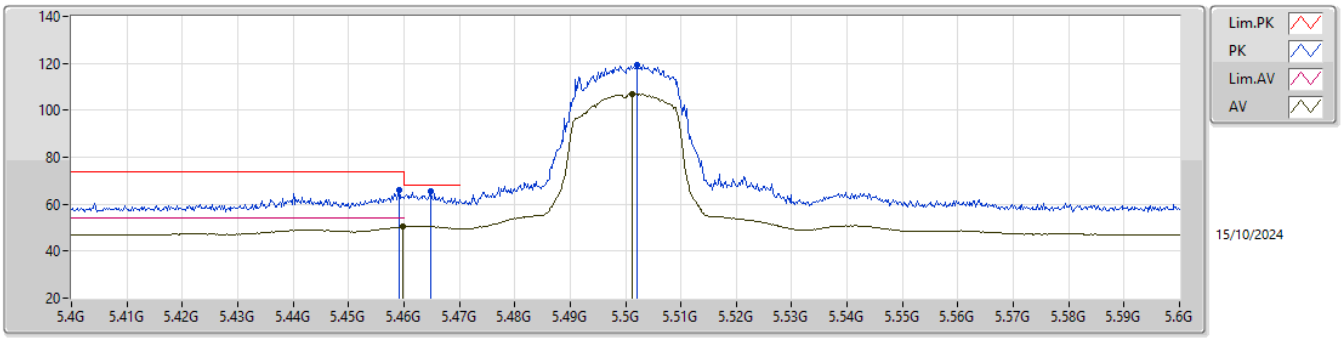

EUT Z_2TX
Setting 21
01-D-P-5-10

Type	Freq	Level	Limit	Margin	Raw	Dist	Condition	Azimuth	Height	Comment	AF	CL	PA
	(Hz)	(dBuV/m)	(dBuV/m)	(dB)	(dBuV)	(m)		(°)	(m)		(dB)	(dB)	(dB)
PK	5.4592G	65.78	74.00	-8.22	58.67	3	Vertical	104	2.17	-	32.74	6.84	32.47
AV	5.4598G	50.43	54.00	-3.57	43.32	3	Vertical	104	2.17	-	32.74	6.84	32.47
PK	5.4648G	65.38	68.20	-2.82	58.24	3	Vertical	104	2.17	-	32.76	6.85	32.47
PK	5.502G	119.49	Inf	-Inf	112.13	3	Vertical	104	2.17	-	32.90	6.92	32.46
AV	5.5012G	107.11	Inf	-Inf	99.75	3	Vertical	104	2.17	-	32.90	6.92	32.46

5.47-5.725GHz_802.11be EHT20_Nss1,(MCS0)_2TX

5500MHz_TX

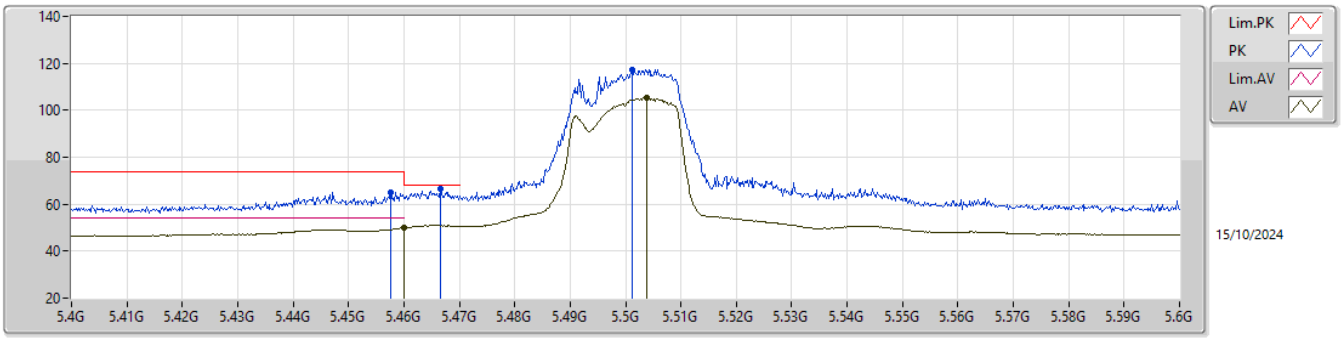

EUT Z_2TX
Setting 21
01-D-P-5-10

Type	Freq	Level	Limit	Margin	Raw	Dist	Condition	Azimuth	Height	Comment	AF	CL	PA
	(Hz)	(dBuV/m)	(dBuV/m)	(dB)	(dBuV)	(m)		(°)	(m)		(dB)	(dB)	(dB)
PK	5.4576G	65.16	74.00	-8.84	58.06	3	Horizontal	282	2.82	-	32.73	6.84	32.47
AV	5.46G	49.98	54.00	-4.02	42.87	3	Horizontal	282	2.82	-	32.74	6.84	32.47
PK	5.4666G	66.42	68.20	-1.78	59.27	3	Horizontal	282	2.82	-	32.77	6.85	32.47
PK	5.5012G	117.32	Inf	-Inf	109.96	3	Horizontal	282	2.82	-	32.90	6.92	32.46
AV	5.5038G	105.15	Inf	-Inf	97.80	3	Horizontal	282	2.82	-	32.89	6.92	32.46

5.47-5.725GHz_802.11be EHT20_Nss1,(MCS0)_2TX

5500MHz_TX

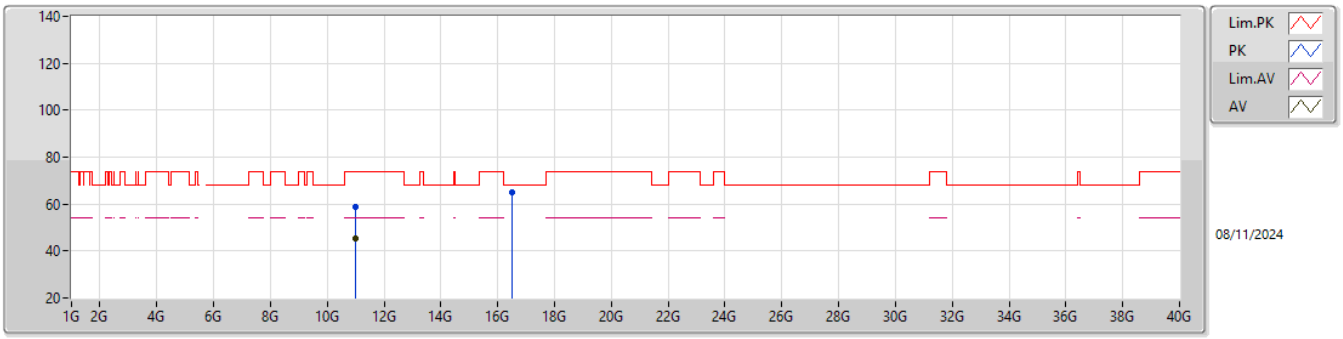

EUT Z_2TX
Setting 21
01-C-V-1

Type	Freq	Level	Limit	Margin	Raw	Dist	Condition	Azimuth	Height	Comment	AF	CL	PA
	(Hz)	(dBuV/m)	(dBuV/m)	(dB)	(dBuV)	(m)		(°)	(m)		(dB)	(dB)	(dB)
PK	10.98665G	58.62	74.00	-15.38	40.59	3	Vertical	4	1.71	-	39.13	11.33	32.43
AV	10.9856G	45.21	54.00	-8.79	27.18	3	Vertical	4	1.71	-	39.13	11.33	32.43
PK	16.48767G	64.76	68.20	-3.44	43.89	3	Vertical	237	1.55	-	39.55	13.79	32.47

5.47-5.725GHz_802.11be EHT20_Nss1,(MCS0)_2TX

5500MHz_TX

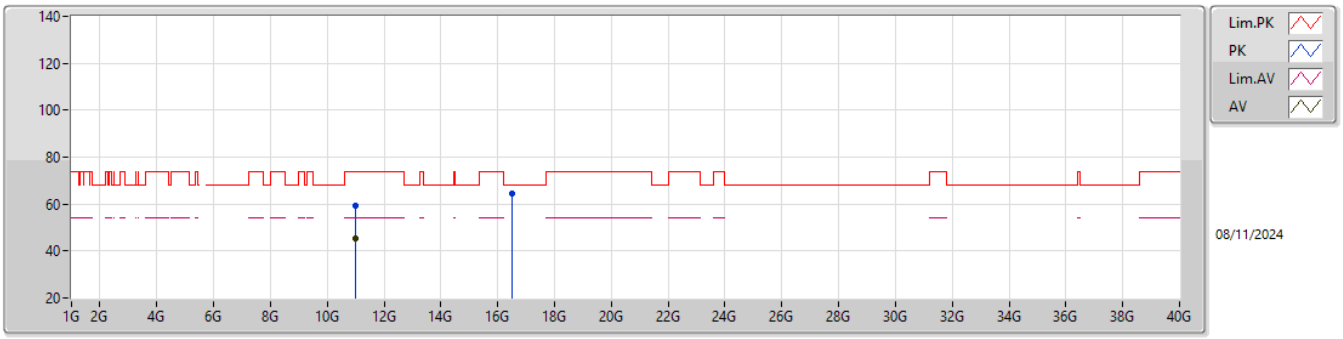

EUT Z_2TX
Setting 21
01-C-V-1

Type	Freq	Level	Limit	Margin	Raw	Dist	Condition	Azimuth	Height	Comment	AF	CL	PA
	(Hz)	(dBuV/m)	(dBuV/m)	(dB)	(dBuV)	(m)		(°)	(m)		(dB)	(dB)	(dB)
PK	11.00552G	59.19	74.00	-14.81	41.18	3	Horizontal	141	1.91	-	39.09	11.35	32.43
AV	10.98575G	45.24	54.00	-8.76	27.21	3	Horizontal	141	1.91	-	39.13	11.33	32.43
PK	16.51035G	64.72	68.20	-3.48	43.77	3	Horizontal	323	1.69	-	39.60	13.80	32.45

5.47-5.725GHz_802.11be EHT20_Nss1,(MCS0)_2TX

5580MHz_TX

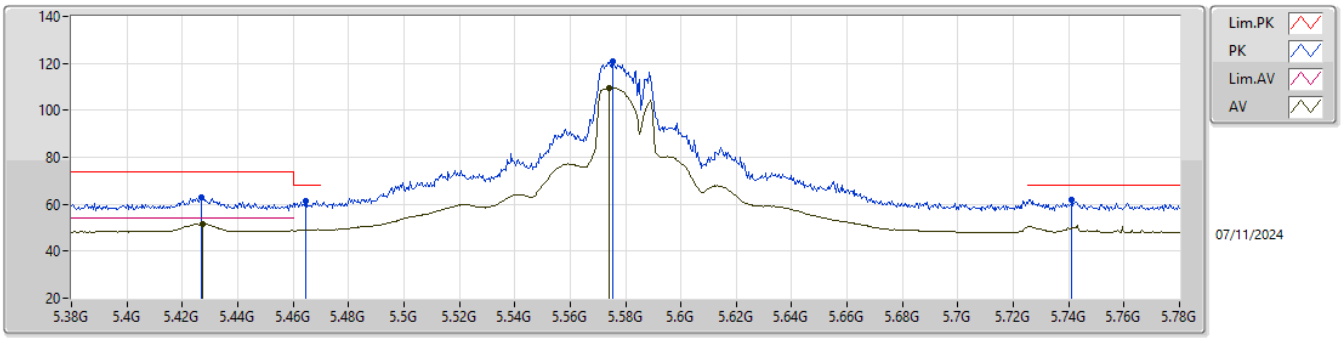

EUT Z_2TX
Setting 22
03-V-V-1-10

Type	Freq	Level	Limit	Margin	Raw	Dist	Condition	Azimuth	Height	Comment	AF	CL	PA
	(Hz)	(dBuV/m)	(dBuV/m)	(dB)	(dBuV)	(m)		(°)	(m)		(dB)	(dB)	(dB)
PK	5.4268G	62.81	74.00	-11.19	55.73	3	Vertical	270	2.20	-	34.50	7.83	35.25
AV	5.4272G	51.58	54.00	-2.42	44.50	3	Vertical	270	2.20	-	34.50	7.83	35.25
PK	5.4644G	61.40	68.20	-6.80	54.34	3	Vertical	270	2.20	-	34.53	7.78	35.25
PK	5.5752G	121.00	Inf	-Inf	114.24	3	Vertical	270	2.20	-	34.35	7.64	35.23
AV	5.574G	109.56	Inf	-Inf	102.80	3	Vertical	270	2.20	-	34.35	7.64	35.23
PK	5.7412G	62.10	68.20	-6.10	55.28	3	Vertical	270	2.20	-	34.18	7.86	35.22

5.47-5.725GHz_802.11be EHT20_Nss1,(MCS0)_2TX

5580MHz_TX

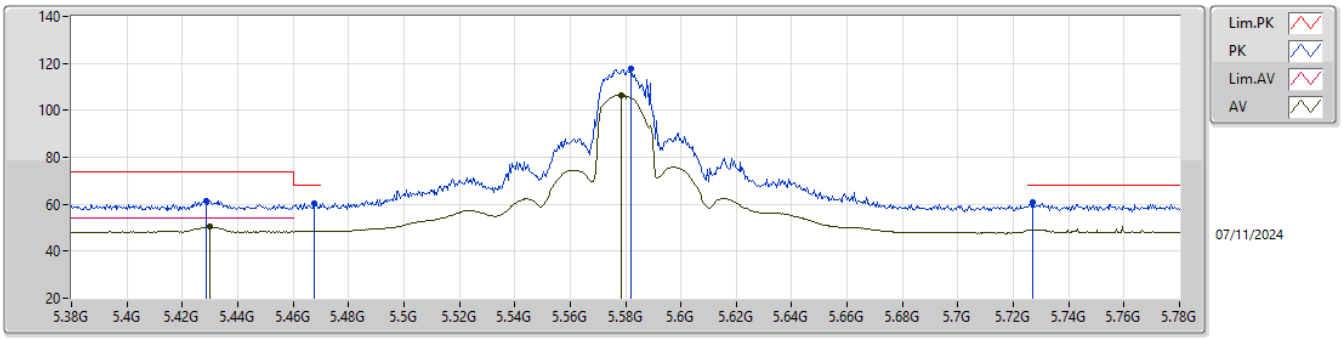

EUT Z_2TX
Setting 22
03-V-V-1-10

Type	Freq	Level	Limit	Margin	Raw	Dist	Condition	Azimuth	Height	Comment	AF	CL	PA
	(Hz)	(dBuV/m)	(dBuV/m)	(dB)	(dBuV)	(m)		(°)	(m)		(dB)	(dB)	(dB)
PK	5.4288G	61.50	74.00	-12.50	54.43	3	Horizontal	267	2.16	-	34.50	7.82	35.25
AV	5.43G	50.31	54.00	-3.69	43.24	3	Horizontal	267	2.16	-	34.50	7.82	35.25
PK	5.4676G	60.24	68.20	-7.96	53.17	3	Horizontal	267	2.16	-	34.54	7.78	35.25
PK	5.582G	117.72	Inf	-Inf	110.98	3	Horizontal	267	2.16	-	34.34	7.63	35.23
AV	5.5784G	106.63	Inf	-Inf	99.88	3	Horizontal	267	2.16	-	34.34	7.64	35.23
PK	5.7272G	60.72	68.20	-7.48	53.96	3	Horizontal	267	2.16	-	34.15	7.83	35.22

5.47-5.725GHz_802.11be EHT20_Nss1,(MCS0)_2TX

5580MHz_TX

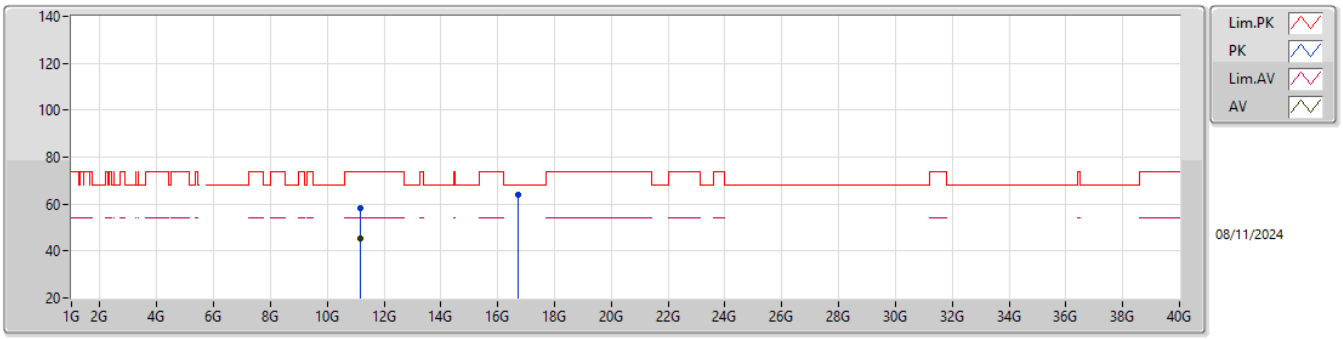

EUT Z_2TX
Setting 22
01-C-V-1

Type	Freq	Level	Limit	Margin	Raw	Dist	Condition	Azimuth	Height	Comment	AF	CL	PA
	(Hz)	(dBuV/m)	(dBuV/m)	(dB)	(dBuV)	(m)		(°)	(m)		(dB)	(dB)	(dB)
PK	11.15853G	58.29	74.00	-15.71	40.47	3	Vertical	244	1.59	-	38.80	11.50	32.48
AV	11.14701G	45.09	54.00	-8.91	27.26	3	Vertical	244	1.59	-	38.81	11.49	32.47
PK	16.7277G	63.85	68.20	-4.35	42.37	3	Vertical	275	1.38	-	39.91	13.86	32.29

5.47-5.725GHz_802.11be EHT20_Nss1,(MCS0)_2TX

5580MHz_TX

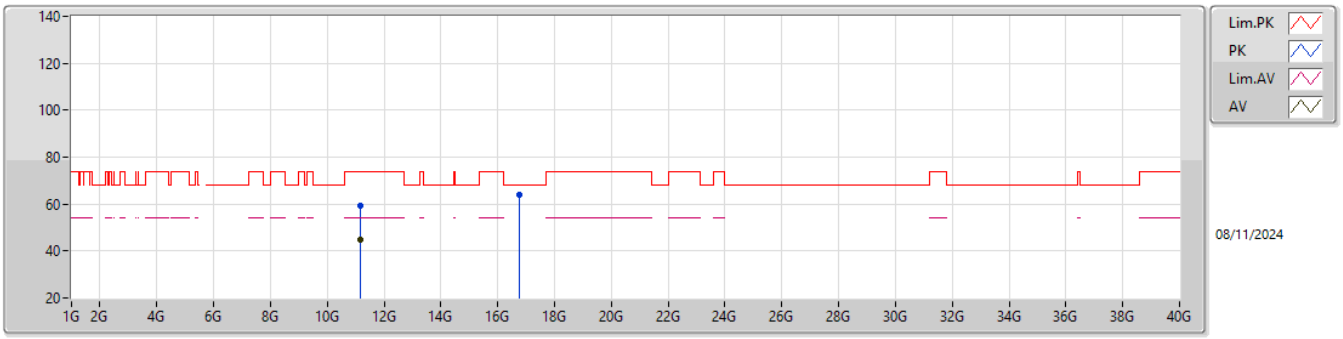

EUT Z_2TX
Setting 22
01-C-V-1

Type	Freq	Level	Limit	Margin	Raw	Dist	Condition	Azimuth	Height	Comment	AF	CL	PA
	(Hz)	(dBuV/m)	(dBuV/m)	(dB)	(dBuV)	(m)		(°)	(m)		(dB)	(dB)	(dB)
PK	11.14818G	59.20	74.00	-14.80	41.37	3	Horizontal	347	1.87	-	38.81	11.49	32.47
AV	11.1588G	45.07	54.00	-8.93	27.25	3	Horizontal	347	1.87	-	38.80	11.50	32.48
PK	16.7544G	63.97	68.20	-4.23	42.35	3	Horizontal	223	1.68	-	40.02	13.87	32.27

5.47-5.725GHz_802.11be EHT20_Nss1,(MCS0)_2TX

5700MHz_TX

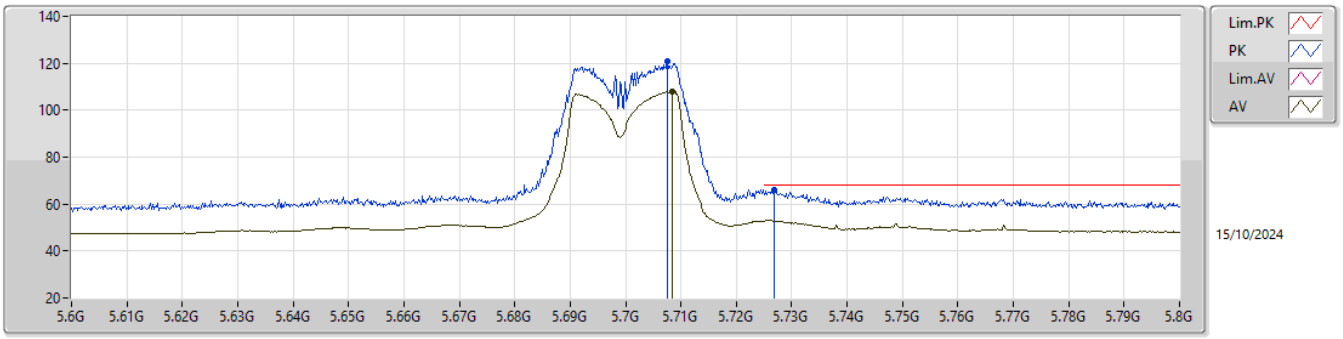

EUT Z_2TX
Setting 21
01-D-P-5-10

Type	Freq	Level	Limit	Margin	Raw	Dist	Condition	Azimuth	Height	Comment	AF	CL	PA
	(Hz)	(dBuV/m)	(dBuV/m)	(dB)	(dBuV)	(m)		(°)	(m)		(dB)	(dB)	(dB)
PK	5.7076G	120.92	Inf	-Inf	112.81	3	Vertical	305	2.36	-	33.33	7.23	32.45
AV	5.7084G	108.03	Inf	-Inf	99.91	3	Vertical	305	2.36	-	33.33	7.24	32.45
PK	5.7268G	65.91	68.20	-2.29	57.69	3	Vertical	305	2.36	-	33.41	7.26	32.45

5.47-5.725GHz_802.11be EHT20_Nss1,(MCS0)_2TX

5700MHz_TX

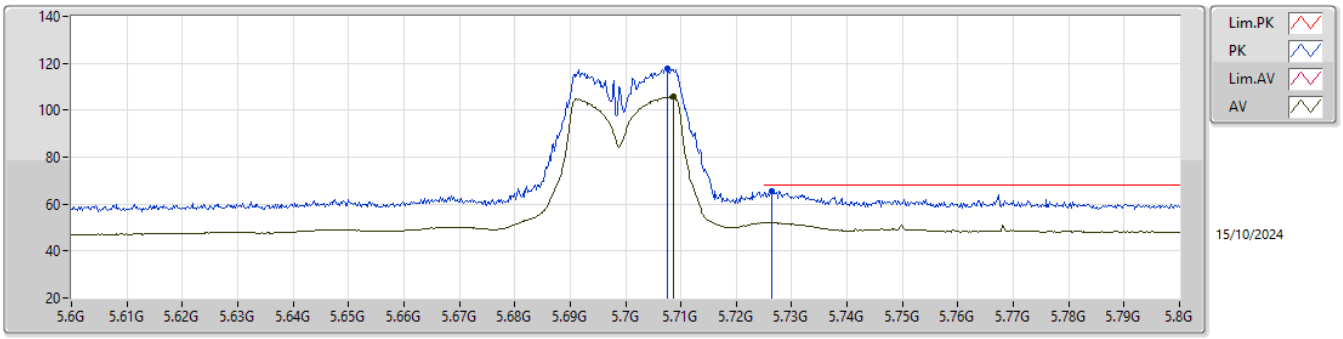

EUT Z_2TX
Setting 21
01-D-P-5-10

Type	Freq	Level	Limit	Margin	Raw	Dist	Condition	Azimuth	Height	Comment	AF	CL	PA
	(Hz)	(dBuV/m)	(dBuV/m)	(dB)	(dBuV)	(m)		(°)	(m)		(dB)	(dB)	(dB)
PK	5.7076G	117.74	Inf	-Inf	109.63	3	Horizontal	91	1.10	-	33.33	7.23	32.45
AV	5.7086G	105.70	Inf	-Inf	97.58	3	Horizontal	91	1.10	-	33.33	7.24	32.45
PK	5.7264G	65.39	68.20	-2.81	57.17	3	Horizontal	91	1.10	-	33.41	7.26	32.45

5.47-5.725GHz_802.11be EHT20_Nss1,(MCS0)_2TX

5700MHz_TX

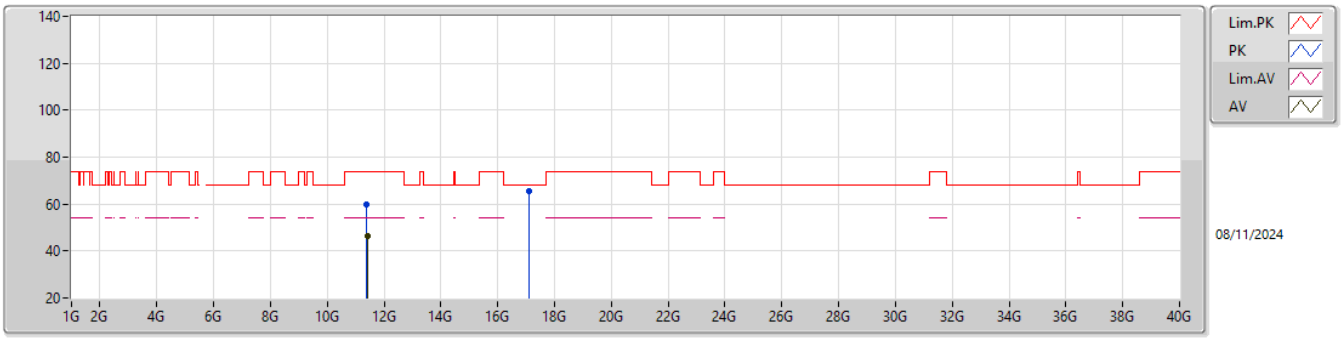

EUT Z_2TX
Setting 21
01-C-V-1

Type	Freq	Level	Limit	Margin	Raw	Dist	Condition	Azimuth	Height	Comment	AF	CL	PA
	(Hz)	(dBuV/m)	(dBuV/m)	(dB)	(dBuV)	(m)		(°)	(m)		(dB)	(dB)	(dB)
PK	11.39454G	59.88	74.00	-14.12	41.59	3	Vertical	93	1.41	-	39.10	11.74	32.55
AV	11.41437G	46.29	54.00	-7.71	28.01	3	Vertical	93	1.41	-	39.07	11.76	32.55
PK	17.1072G	65.76	68.20	-2.44	42.69	3	Vertical	284	1.77	-	41.11	13.97	32.01

5.47-5.725GHz_802.11be EHT20_Nss1,(MCS0)_2TX

5700MHz_TX

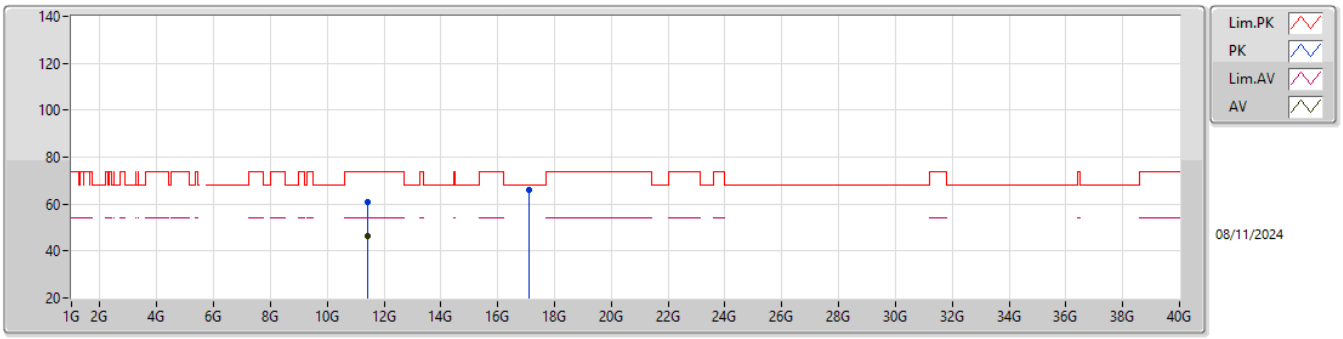

EUT Z_2TX
Setting 21
01-C-V-1

Type	Freq	Level	Limit	Margin	Raw	Dist	Condition	Azimuth	Height	Comment	AF	CL	PA
	(Hz)	(dBuV/m)	(dBuV/m)	(dB)	(dBuV)	(m)		(°)	(m)		(dB)	(dB)	(dB)
PK	11.40564G	60.61	74.00	-13.39	42.32	3	Horizontal	229	1.86	-	39.09	11.75	32.55
AV	11.41428G	46.36	54.00	-7.64	28.08	3	Horizontal	229	1.86	-	39.07	11.76	32.55
PK	17.10441G	65.94	68.20	-2.26	42.87	3	Horizontal	129	1.60	-	41.11	13.97	32.01

5.47-5.725GHz_802.11be EHT20_Nss1,(MCS0)_2TX

5720MHz Straddle 5.47-5.725GHz_TX

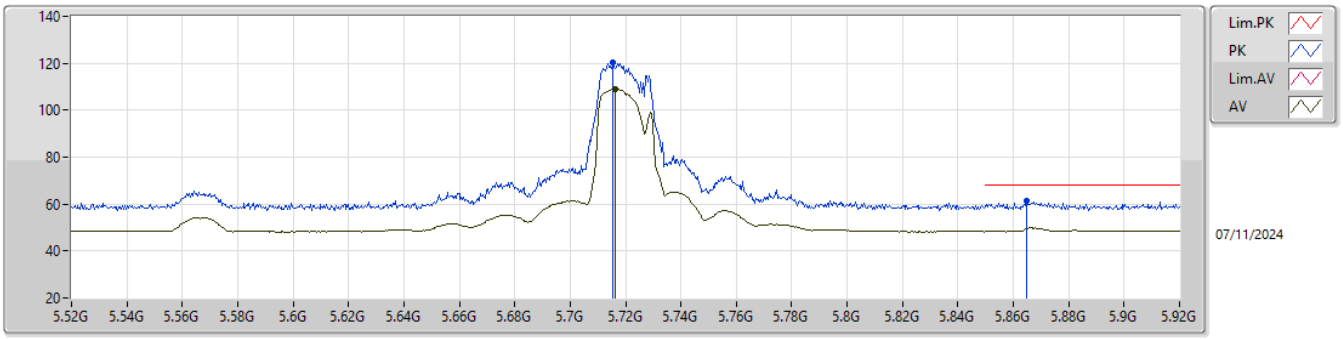

EUT Z_2TX
Setting 22
03-V-V-1-10

Type	Freq	Level	Limit	Margin	Raw	Dist	Condition	Azimuth	Height	Comment	AF	CL	PA
	(Hz)	(dBuV/m)	(dBuV/m)	(dB)	(dBuV)	(m)		(°)	(m)		(dB)	(dB)	(dB)
PK	5.7156G	120.33	Inf	-Inf	113.61	3	Vertical	270	2.27	-	34.13	7.81	35.22
AV	5.7164G	109.00	Inf	-Inf	102.28	3	Vertical	270	2.27	-	34.13	7.81	35.22
PK	5.8648G	61.25	68.20	-6.95	54.06	3	Vertical	270	2.27	-	34.36	8.03	35.20

5.47-5.725GHz_802.11be EHT20_Nss1,(MCS0)_2TX

5720MHz Straddle 5.47-5.725GHz_TX

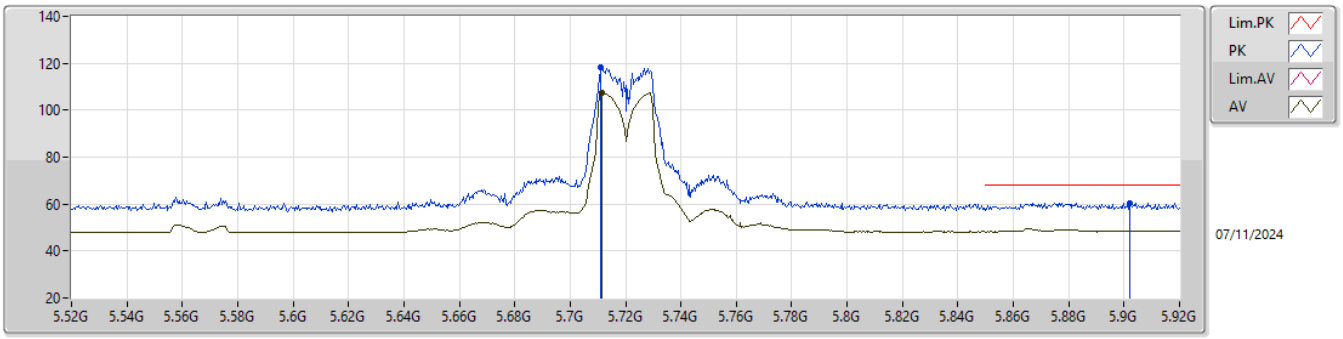

EUT Z_2TX
Setting 22
03-V-V-1-10

Type	Freq	Level	Limit	Margin	Raw	Dist	Condition	Azimuth	Height	Comment	AF	CL	PA
	(Hz)	(dBuV/m)	(dBuV/m)	(dB)	(dBuV)	(m)		(°)	(m)		(dB)	(dB)	(dB)
PK	5.7112G	118.35	Inf	-Inf	111.65	3	Horizontal	97	1.00	-	34.12	7.80	35.22
AV	5.7116G	107.60	Inf	-Inf	100.89	3	Horizontal	97	1.00	-	34.12	7.81	35.22
PK	5.902G	60.37	68.20	-7.83	53.00	3	Horizontal	97	1.00	-	34.50	8.07	35.20

5.47-5.725GHz_802.11be EHT20_Nss1,(MCS0)_2TX

5720MHz Straddle 5.47-5.725GHz_TX

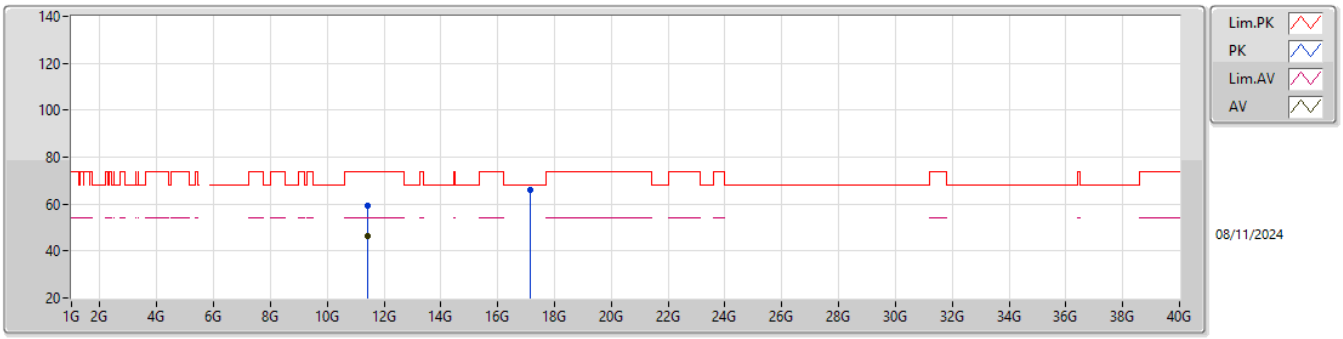

EUT Z_2TX
Setting 22
01-C-V-1

Type	Freq	Level	Limit	Margin	Raw	Dist	Condition	Azimuth	Height	Comment	AF	CL	PA
	(Hz)	(dBuV/m)	(dBuV/m)	(dB)	(dBuV)	(m)		(°)	(m)		(dB)	(dB)	(dB)
PK	11.4322G	59.55	74.00	-14.45	41.29	3	Vertical	201	1.41	-	39.04	11.78	32.56
AV	11.425G	46.39	54.00	-7.61	28.13	3	Vertical	201	1.41	-	39.05	11.77	32.56
PK	17.1534G	65.98	68.20	-2.22	42.77	3	Vertical	127	1.44	-	41.21	13.98	31.98

5.47-5.725GHz_802.11be EHT20_Nss1,(MCS0)_2TX

5720MHz Straddle 5.47-5.725GHz_TX

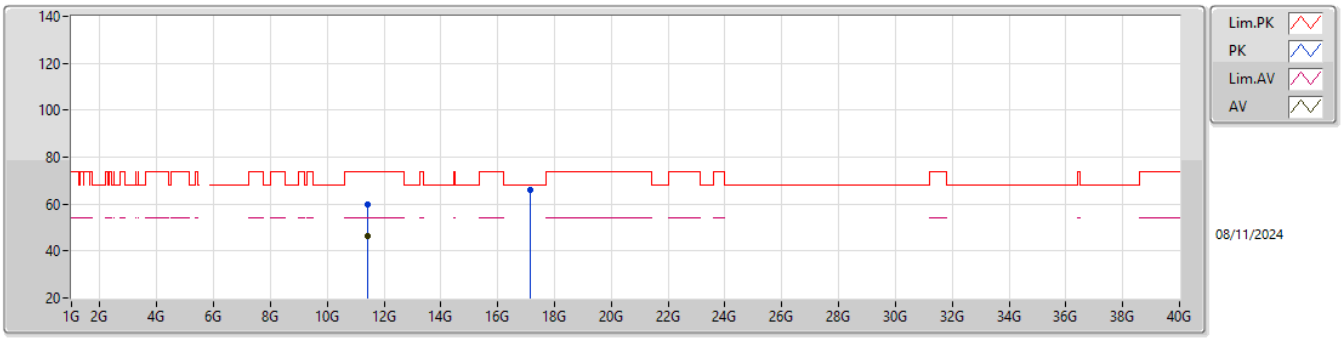

EUT Z_2TX
Setting 22
01-C-V-1

Type	Freq	Level	Limit	Margin	Raw	Dist	Condition	Azimuth	Height	Comment	AF	CL	PA
	(Hz)	(dBuV/m)	(dBuV/m)	(dB)	(dBuV)	(m)		(°)	(m)		(dB)	(dB)	(dB)
PK	11.43268G	59.68	74.00	-14.32	41.43	3	Horizontal	216	1.97	-	39.03	11.78	32.56
AV	11.42521G	46.45	54.00	-7.55	28.19	3	Horizontal	216	1.97	-	39.05	11.77	32.56
PK	17.15076G	65.96	68.20	-2.24	42.76	3	Horizontal	22	1.68	-	41.20	13.98	31.98

5.725-5.85GHz_802.11be EHT20_Nss1,(MCS0)_2TX

5745MHz_TX

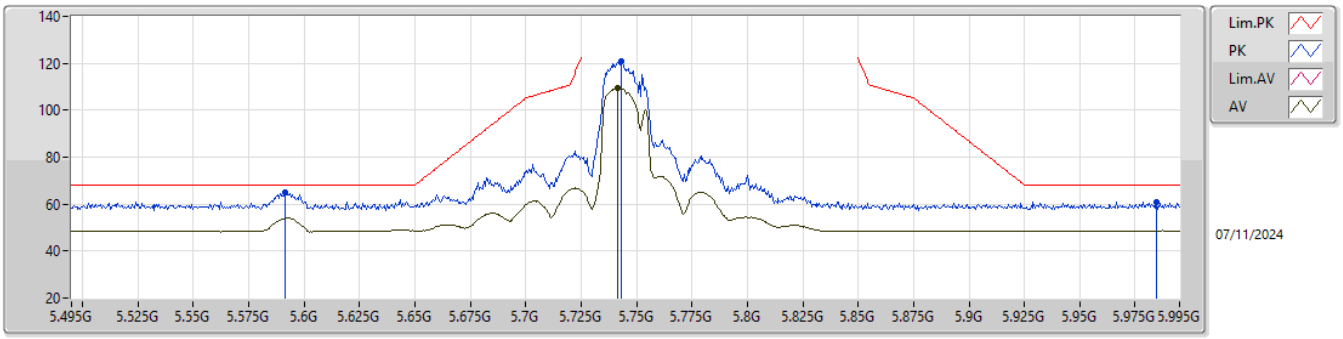

EUT Z_2TX
Setting 22
03-V-V-1-10

Type	Freq	Level	Limit	Margin	Raw	Dist	Condition	Azimuth	Height	Comment	AF	CL	PA
	(Hz)	(dBuV/m)	(dBuV/m)	(dB)	(dBuV)	(m)		(°)	(m)		(dB)	(dB)	(dB)
PK	5.5915G	65.16	68.20	-3.04	58.45	3	Vertical	271	2.34	-	34.32	7.62	35.23
PK	5.743G	120.77	Inf	-Inf	113.94	3	Vertical	271	2.34	-	34.19	7.86	35.22
AV	5.7415G	109.34	Inf	-Inf	102.52	3	Vertical	271	2.34	-	34.18	7.86	35.22
PK	5.9845G	60.92	68.20	-7.28	53.36	3	Vertical	271	2.34	-	34.60	8.15	35.19

5.725-5.85GHz_802.11be EHT20_Nss1,(MCS0)_2TX

5745MHz_TX

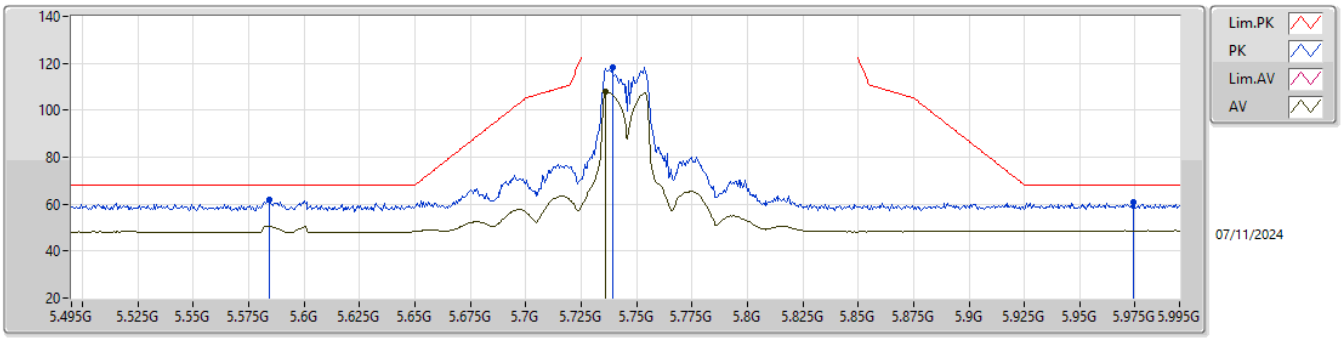

EUT Z_2TX
Setting 22
03-V-V-1-10

Type	Freq	Level	Limit	Margin	Raw	Dist	Condition	Azimuth	Height	Comment	AF	CL	PA
	(Hz)	(dBuV/m)	(dBuV/m)	(dB)	(dBuV)	(m)		(°)	(m)		(dB)	(dB)	(dB)
PK	5.584G	61.77	68.20	-6.43	55.04	3	Horizontal	98	1.01	-	34.33	7.63	35.23
PK	5.739G	118.26	Inf	-Inf	111.45	3	Horizontal	98	1.01	-	34.18	7.85	35.22
AV	5.736G	107.98	Inf	-Inf	101.18	3	Horizontal	98	1.01	-	34.17	7.85	35.22
PK	5.974G	60.69	68.20	-7.51	53.14	3	Horizontal	98	1.01	-	34.60	8.14	35.19

5.725-5.85GHz_802.11be EHT20_Nss1,(MCS0)_2TX

5745MHz_TX

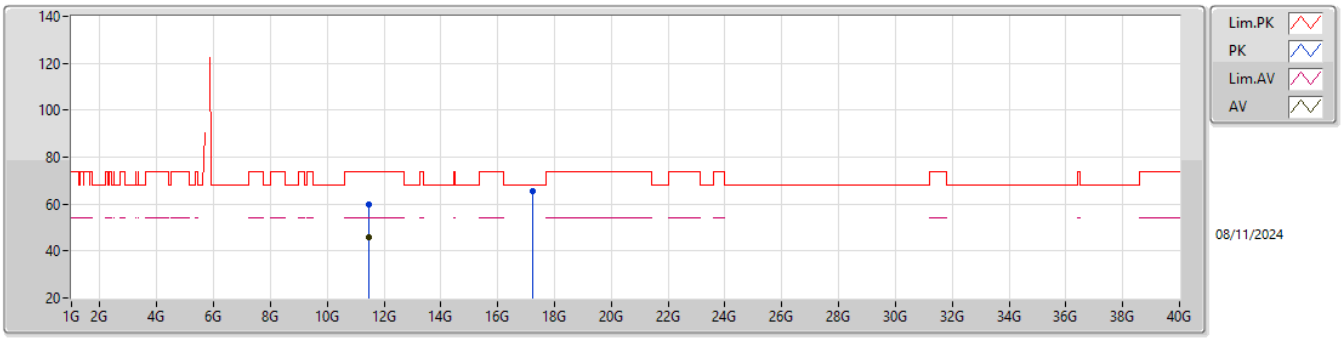

EUT Z_2TX
Setting 22
01-C-V-1

Type	Freq	Level	Limit	Margin	Raw	Dist	Condition	Azimuth	Height	Comment	AF	CL	PA
	(Hz)	(dBuV/m)	(dBuV/m)	(dB)	(dBuV)	(m)		(°)	(m)		(dB)	(dB)	(dB)
PK	11.47674G	60.03	74.00	-13.97	41.82	3	Vertical	28	1.46	-	38.95	11.83	32.57
AV	11.4759G	46.08	54.00	-7.92	27.87	3	Vertical	28	1.46	-	38.95	11.83	32.57
PK	17.22555G	65.40	68.20	-2.80	41.93	3	Vertical	299	1.93	-	41.40	14.01	31.94

5.725-5.85GHz_802.11be EHT20_Nss1,(MCS0)_2TX

5745MHz_TX

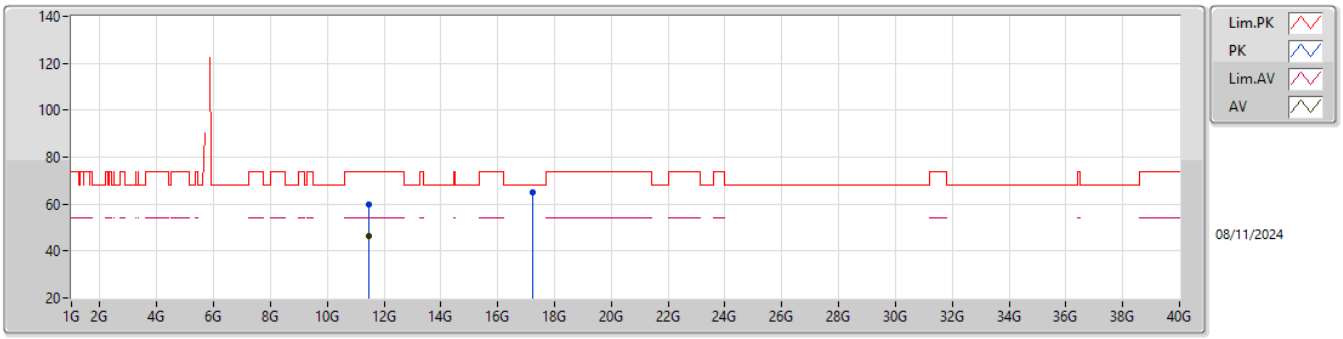

EUT Z_2TX
Setting 22
01-C-V-1

Type	Freq	Level	Limit	Margin	Raw	Dist	Condition	Azimuth	Height	Comment	AF	CL	PA
	(Hz)	(dBuV/m)	(dBuV/m)	(dB)	(dBuV)	(m)		(°)	(m)		(dB)	(dB)	(dB)
PK	11.47635G	59.72	74.00	-14.28	41.51	3	Horizontal	95	1.41	-	38.95	11.83	32.57
AV	11.47575G	46.18	54.00	-7.82	27.97	3	Horizontal	95	1.41	-	38.95	11.83	32.57
PK	17.22921G	65.24	68.20	-2.96	41.74	3	Horizontal	355	1.43	-	41.42	14.01	31.93

5.725-5.85GHz_802.11be EHT20_Nss1,(MCS0)_2TX

5785MHz_TX

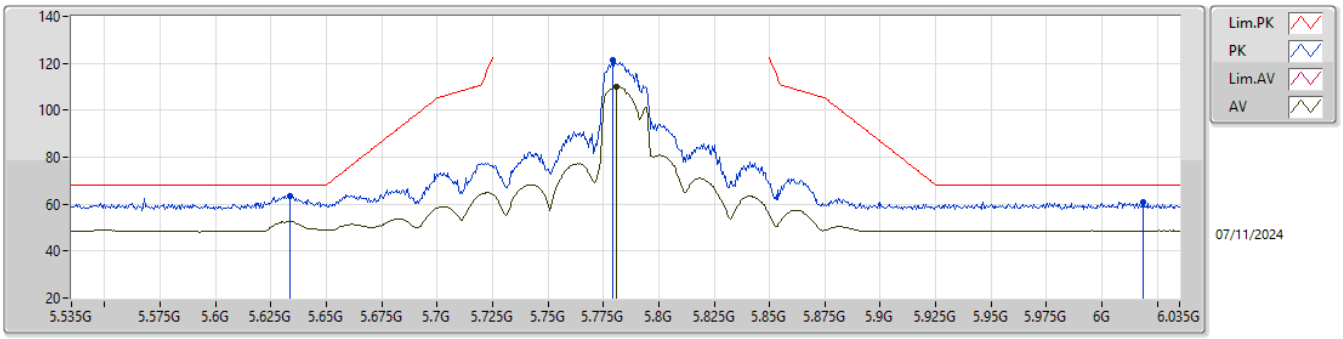

EUT Z_2TX
Setting 22
03-V-V-1-10

Type	Freq	Level	Limit	Margin	Raw	Dist	Condition	Azimuth	Height	Comment	AF	CL	PA
	(Hz)	(dBuV/m)	(dBuV/m)	(dB)	(dBuV)	(m)		(°)	(m)		(dB)	(dB)	(dB)
PK	5.6335G	63.41	68.20	-4.79	56.74	3	Vertical	278	2.20	-	34.23	7.67	35.23
PK	5.7795G	121.23	Inf	-Inf	114.32	3	Vertical	278	2.20	-	34.20	7.92	35.21
AV	5.781G	109.87	Inf	-Inf	102.95	3	Vertical	278	2.20	-	34.20	7.93	35.21
PK	6.0185G	60.70	68.20	-7.50	53.09	3	Vertical	278	2.20	-	34.60	8.20	35.19

5.725-5.85GHz_802.11be EHT20_Nss1,(MCS0)_2TX

5785MHz_TX

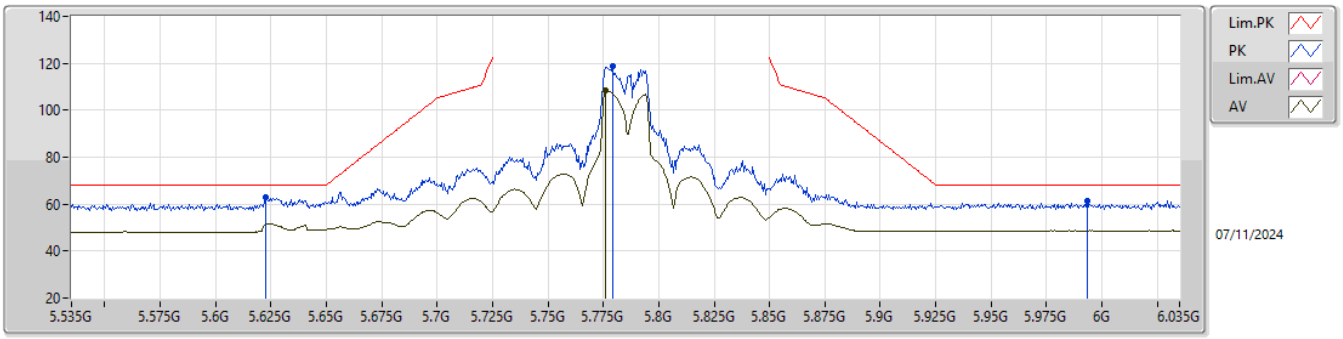

EUT Z_2TX
Setting 22
03-V-V-1-10

Type	Freq	Level	Limit	Margin	Raw	Dist	Condition	Azimuth	Height	Comment	AF	CL	PA
	(Hz)	(dBuV/m)	(dBuV/m)	(dB)	(dBuV)	(m)		(°)	(m)		(dB)	(dB)	(dB)
PK	5.6225G	63.08	68.20	-5.12	56.40	3	Horizontal	95	1.05	-	34.26	7.65	35.23
PK	5.779G	118.69	Inf	-Inf	111.78	3	Horizontal	95	1.05	-	34.20	7.92	35.21
AV	5.776G	108.23	Inf	-Inf	101.32	3	Horizontal	95	1.05	-	34.20	7.92	35.21
PK	5.9935G	61.30	68.20	-6.90	53.73	3	Horizontal	95	1.05	-	34.60	8.16	35.19

5.725-5.85GHz_802.11be EHT20_Nss1,(MCS0)_2TX

5785MHz_TX

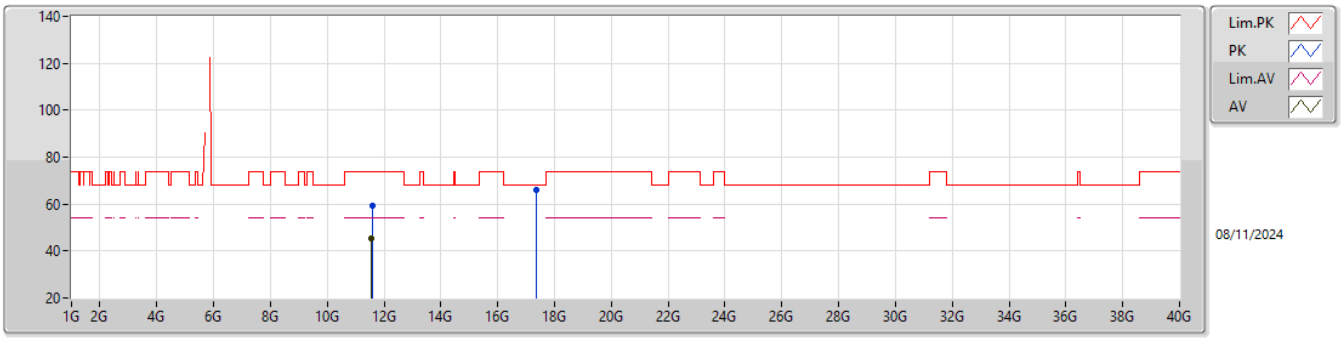

EUT Z_2TX
Setting 22
01-C-V-1

Type	Freq	Level	Limit	Margin	Raw	Dist	Condition	Azimuth	Height	Comment	AF	CL	PA
	(Hz)	(dBuV/m)	(dBuV/m)	(dB)	(dBuV)	(m)		(°)	(m)		(dB)	(dB)	(dB)
PK	11.58386G	59.50	74.00	-14.50	41.25	3	Vertical	34	1.50	-	38.93	11.94	32.62
AV	11.56439G	45.58	54.00	-8.42	27.30	3	Vertical	34	1.50	-	38.97	11.92	32.61
PK	17.34879G	65.99	68.20	-2.21	42.01	3	Vertical	186	1.64	-	41.80	14.04	31.86

5.725-5.85GHz_802.11be EHT20_Nss1,(MCS0)_2TX

5785MHz_TX

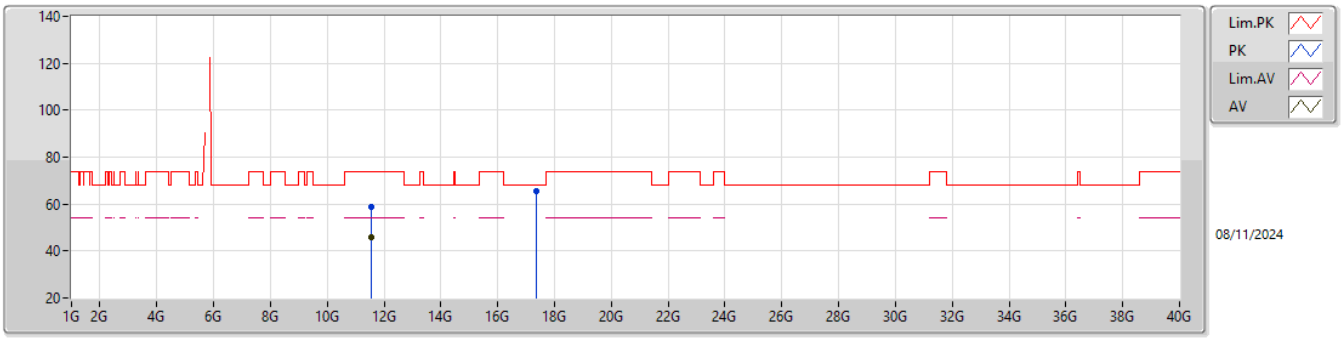

EUT Z_2TX
Setting 22
01-C-V-1

Type	Freq	Level	Limit	Margin	Raw	Dist	Condition	Azimuth	Height	Comment	AF	CL	PA
	(Hz)	(dBuV/m)	(dBuV/m)	(dB)	(dBuV)	(m)		(°)	(m)		(dB)	(dB)	(dB)
PK	11.56073G	58.70	74.00	-15.30	40.42	3	Horizontal	40	1.92	-	38.98	11.91	32.61
AV	11.56433G	45.65	54.00	-8.35	27.37	3	Horizontal	40	1.92	-	38.97	11.92	32.61
PK	17.35866G	65.45	68.20	-2.75	41.43	3	Horizontal	340	1.56	-	41.83	14.04	31.85

5.725-5.85GHz_802.11be EHT20_Nss1,(MCS0)_2TX

5825MHz_TX

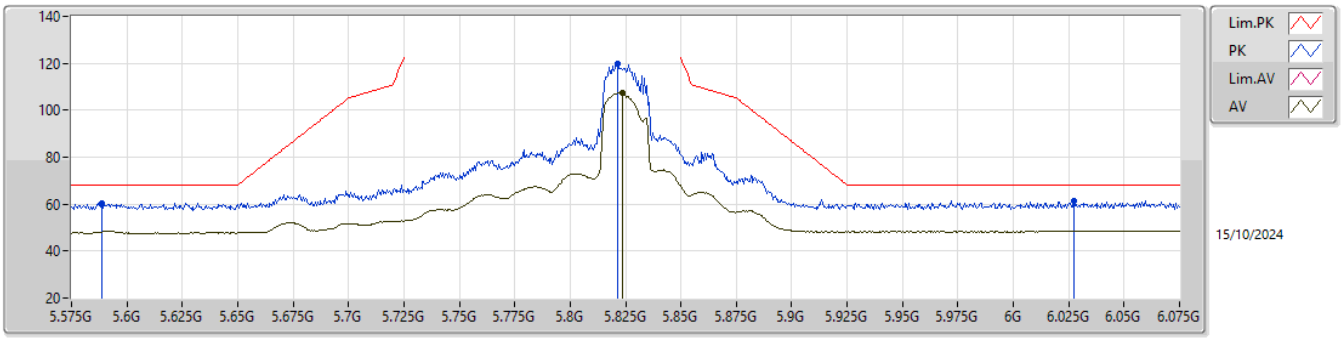

EUT Z_2TX
Setting 22
01-D-P-5-10

Type	Freq	Level	Limit	Margin	Raw	Dist	Condition	Azimuth	Height	Comment	AF	CL	PA
	(Hz)	(dBuV/m)	(dBuV/m)	(dB)	(dBuV)	(m)		(°)	(m)		(dB)	(dB)	(dB)
PK	5.5885G	60.42	68.20	-7.78	53.00	3	Vertical	280	2.17	-	32.80	7.08	32.46
PK	5.8215G	119.82	Inf	-Inf	111.06	3	Vertical	280	2.17	-	33.84	7.37	32.45
AV	5.8235G	107.42	Inf	-Inf	98.65	3	Vertical	280	2.17	-	33.85	7.37	32.45
PK	6.0275G	61.43	68.20	-6.77	52.20	3	Vertical	280	2.17	-	34.16	7.51	32.44

5.725-5.85GHz_802.11be EHT20_Nss1,(MCS0)_2TX

5825MHz_TX

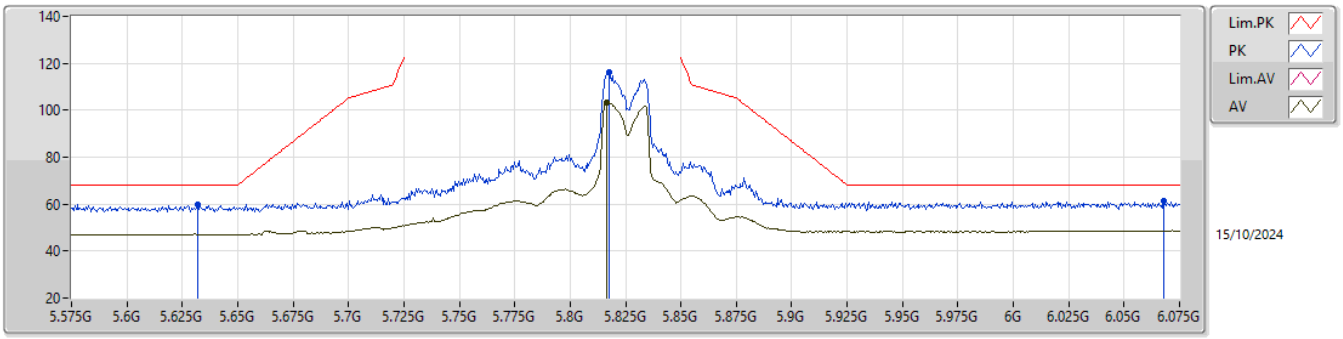

EUT Z_2TX
Setting 22
01-D-P-5-10

Type	Freq	Level	Limit	Margin	Raw	Dist	Condition	Azimuth	Height	Comment	AF	CL	PA
	(Hz)	(dBuV/m)	(dBuV/m)	(dB)	(dBuV)	(m)		(°)	(m)		(dB)	(dB)	(dB)
PK	5.632G	59.84	68.20	-8.36	52.22	3	Horizontal	81	2.01	-	32.93	7.14	32.45
PK	5.8175G	116.07	Inf	-Inf	107.32	3	Horizontal	81	2.01	-	33.84	7.36	32.45
AV	5.8165G	103.37	Inf	-Inf	94.63	3	Horizontal	81	2.01	-	33.83	7.36	32.45
PK	6.068G	61.21	68.20	-6.99	51.95	3	Horizontal	81	2.01	-	34.16	7.53	32.43

5.725-5.85GHz_802.11be EHT20_Nss1,(MCS0)_2TX

5825MHz_TX

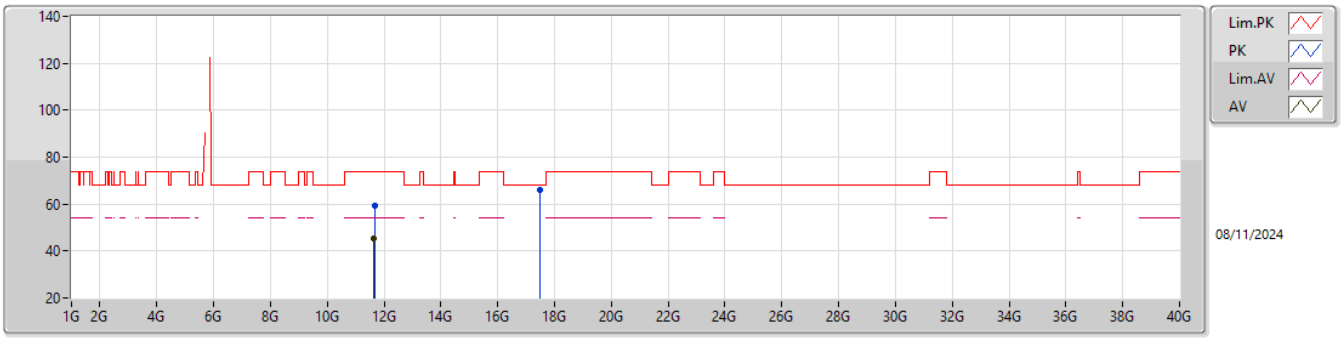

EUT Z_2TX
Setting 22
01-C-V-1

Type	Freq	Level	Limit	Margin	Raw	Dist	Condition	Azimuth	Height	Comment	AF	CL	PA
	(Hz)	(dBuV/m)	(dBuV/m)	(dB)	(dBuV)	(m)		(°)	(m)		(dB)	(dB)	(dB)
PK	11.66065G	59.56	74.00	-14.44	41.30	3	Vertical	54	1.67	-	38.90	12.01	32.65
AV	11.63605G	45.27	54.00	-8.73	27.02	3	Vertical	54	1.67	-	38.90	11.99	32.64
PK	17.46837G	66.03	68.20	-2.17	41.80	3	Vertical	335	1.39	-	41.93	14.08	31.78

5.725-5.85GHz_802.11be EHT20_Nss1,(MCS0)_2TX

5825MHz_TX

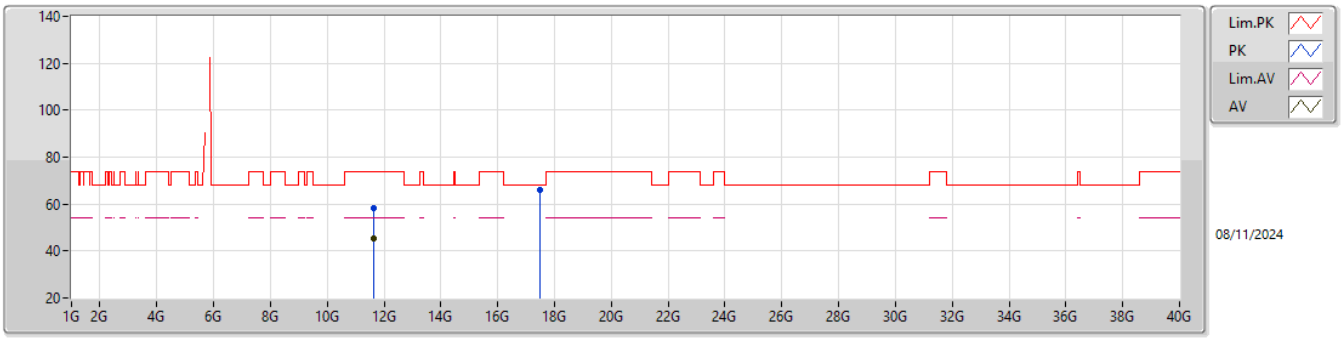

EUT Z_2TX
Setting 22
01-C-V-1

Type	Freq	Level	Limit	Margin	Raw	Dist	Condition	Azimuth	Height	Comment	AF	CL	PA
	(Hz)	(dBuV/m)	(dBuV/m)	(dB)	(dBuV)	(m)		(°)	(m)		(dB)	(dB)	(dB)
PK	11.64256G	58.10	74.00	-15.90	39.84	3	Horizontal	73	1.77	-	38.90	12.00	32.64
AV	11.63596G	45.34	54.00	-8.66	27.09	3	Horizontal	73	1.77	-	38.90	11.99	32.64
PK	17.47788G	66.04	68.20	-2.16	41.84	3	Horizontal	218	1.36	-	41.89	14.08	31.77

5.15-5.25GHz_802.11be EHT40_Nss1,(MCS0)_2TX

5190MHz_TX

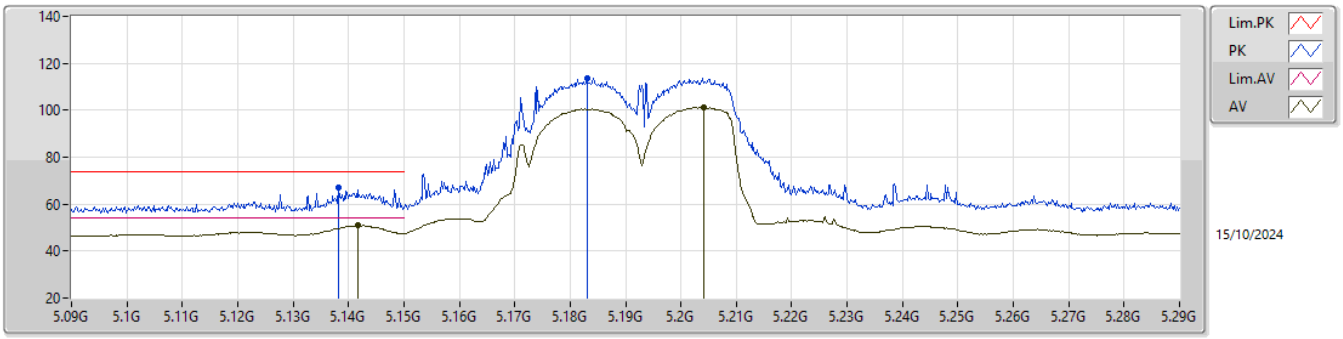

EUT Z_2TX
Setting 19
01-D-P-5-10

Type	Freq	Level	Limit	Margin	Raw	Dist	Condition	Azimuth	Height	Comment	AF	CL	PA
	(Hz)	(dBuV/m)	(dBuV/m)	(dB)	(dBuV)	(m)		(°)	(m)		(dB)	(dB)	(dB)
PK	5.1382G	66.84	74.00	-7.16	59.60	3	Vertical	105	2.21	-	33.15	6.64	32.55
AV	5.1418G	50.88	54.00	-3.12	43.62	3	Vertical	105	2.21	-	33.17	6.64	32.55
PK	5.183G	113.67	Inf	-Inf	106.45	3	Vertical	105	2.21	-	33.13	6.63	32.54
AV	5.2042G	101.35	Inf	-Inf	94.16	3	Vertical	105	2.21	-	33.09	6.63	32.53

5.15-5.25GHz_802.11be EHT40_Nss1,(MCS0)_2TX

5190MHz_TX

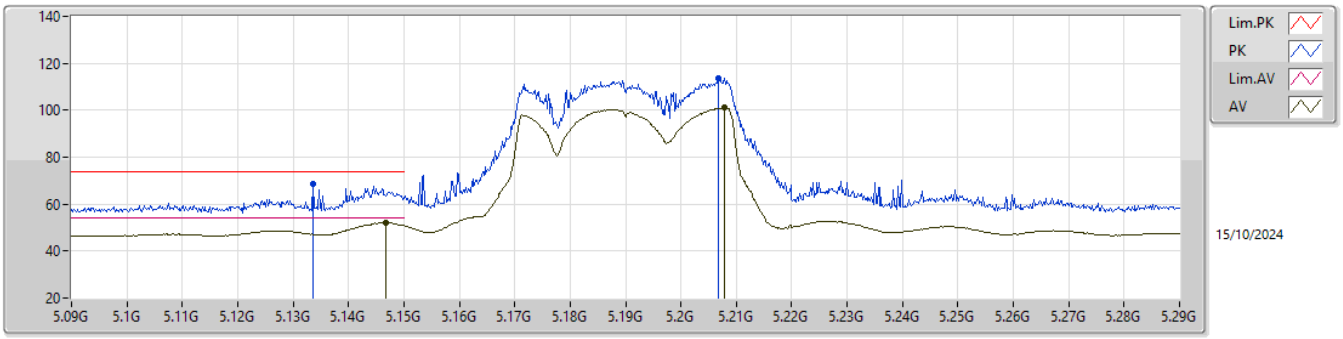

EUT Z_2TX
Setting 19
01-D-P-5-10

Type	Freq	Level	Limit	Margin	Raw	Dist	Condition	Azimuth	Height	Comment	AF	CL	PA
	(Hz)	(dBuV/m)	(dBuV/m)	(dB)	(dBuV)	(m)		(°)	(m)		(dB)	(dB)	(dB)
PK	5.1336G	68.60	74.00	-5.40	61.38	3	Horizontal	281	2.31	-	33.13	6.64	32.55
AV	5.1468G	52.02	54.00	-1.98	44.73	3	Horizontal	281	2.31	-	33.19	6.64	32.54
PK	5.2068G	113.71	Inf	-Inf	106.52	3	Horizontal	281	2.31	-	33.09	6.63	32.53
AV	5.2078G	101.04	Inf	-Inf	93.86	3	Horizontal	281	2.31	-	33.08	6.63	32.53

5.15-5.25GHz_802.11be EHT40_Nss1,(MCS0)_2TX

5190MHz_TX

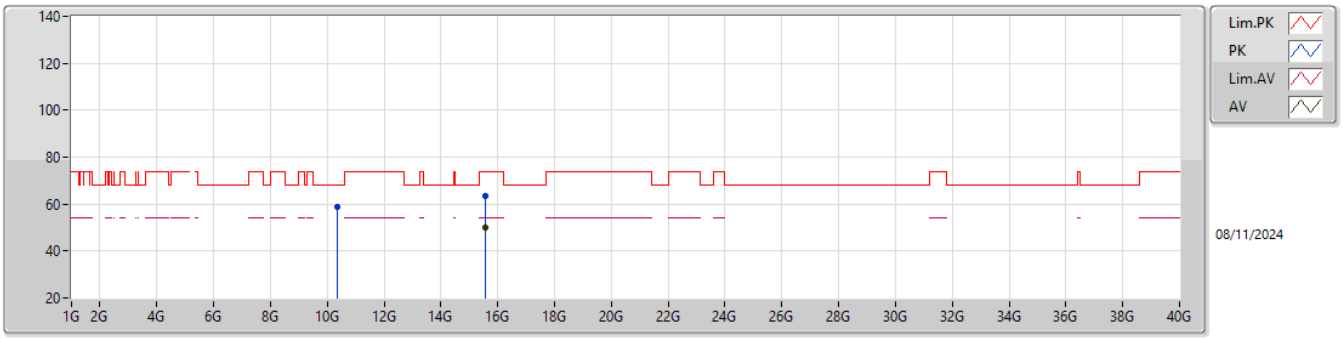

EUT Z_2TX
Setting 19
01-C-V-1

Type	Freq	Level	Limit	Margin	Raw	Dist	Condition	Azimuth	Height	Comment	AF	CL	PA
	(Hz)	(dBuV/m)	(dBuV/m)	(dB)	(dBuV)	(m)		(°)	(m)		(dB)	(dB)	(dB)
PK	10.36977G	58.67	68.20	-9.53	41.74	3	Vertical	279	1.60	-	38.76	10.70	32.53
PK	15.55869G	63.31	74.00	-10.69	43.86	3	Vertical	320	1.80	-	38.57	13.61	32.73
AV	15.55566G	49.82	54.00	-4.18	30.36	3	Vertical	320	1.80	-	38.58	13.61	32.73

5.15-5.25GHz_802.11be EHT40_Nss1,(MCS0)_2TX

5190MHz_TX

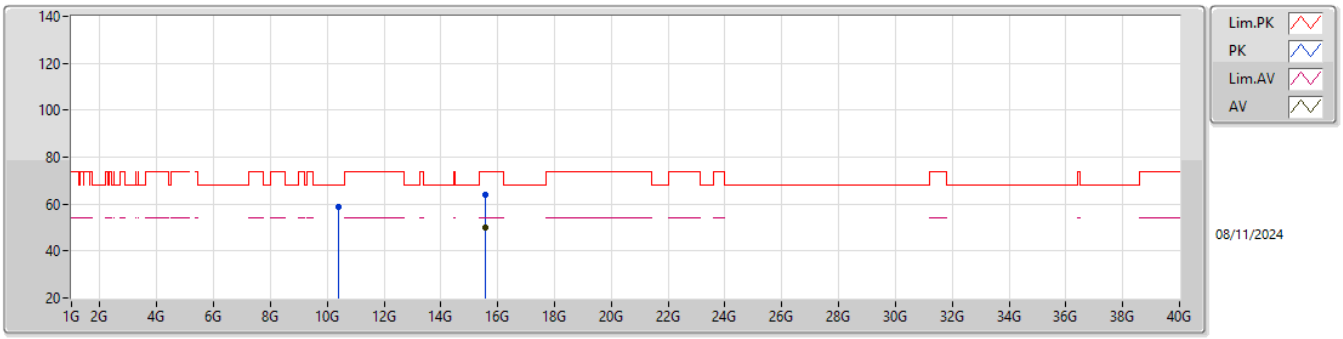

EUT Z_2TX
Setting 19
01-C-V-1

Type	Freq	Level	Limit	Margin	Raw	Dist	Condition	Azimuth	Height	Comment	AF	CL	PA
	(Hz)	(dBuV/m)	(dBuV/m)	(dB)	(dBuV)	(m)		(°)	(m)		(dB)	(dB)	(dB)
PK	10.38672G	58.57	68.20	-9.63	41.64	3	Horizontal	108	1.80	-	38.73	10.71	32.51
PK	15.58395G	63.72	74.00	-10.28	44.38	3	Horizontal	0	1.80	-	38.46	13.61	32.73
AV	15.55572G	49.81	54.00	-4.19	30.35	3	Horizontal	0	1.80	-	38.58	13.61	32.73

5.15-5.25GHz_802.11be EHT40_Nss1,(MCS0)_2TX

5230MHz_TX

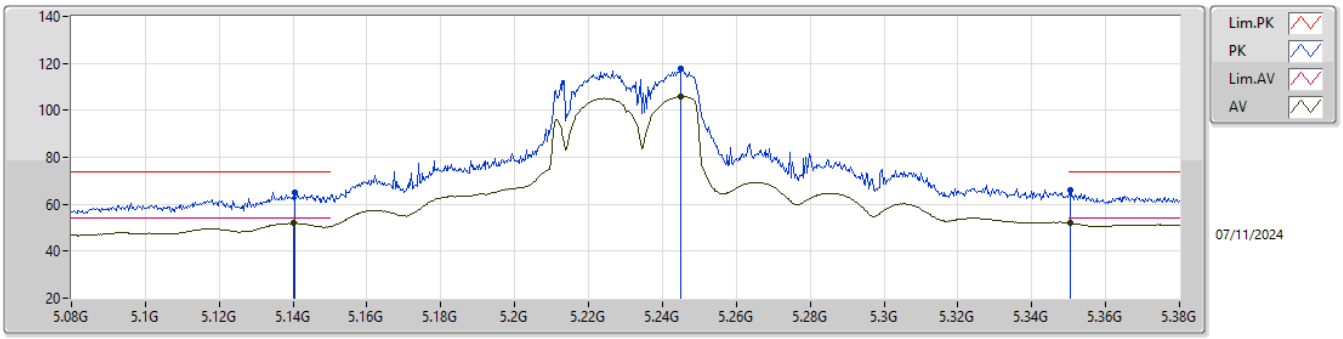

EUT Z_2TX
Setting 21.5
03-V-V-1-10

Type	Freq	Level	Limit	Margin	Raw	Dist	Condition	Azimuth	Height	Comment	AF	CL	PA
	(Hz)	(dBuV/m)	(dBuV/m)	(dB)	(dBuV)	(m)		(°)	(m)		(dB)	(dB)	(dB)
PK	5.1403G	65.21	74.00	-8.79	59.10	3	Vertical	97	2.21	-	33.94	7.47	35.30
AV	5.14G	51.93	54.00	-2.07	45.82	3	Vertical	97	2.21	-	33.94	7.47	35.30
PK	5.245G	117.70	Inf	-Inf	111.23	3	Vertical	97	2.21	-	34.09	7.67	35.29
AV	5.245G	105.84	Inf	-Inf	99.37	3	Vertical	97	2.21	-	34.09	7.67	35.29
PK	5.3503G	65.92	74.00	-8.08	58.99	3	Vertical	97	2.21	-	34.40	7.80	35.27
AV	5.3503G	51.99	54.00	-2.01	45.06	3	Vertical	97	2.21	-	34.40	7.80	35.27

5.15-5.25GHz_802.11be EHT40_Nss1,(MCS0)_2TX

5230MHz_TX

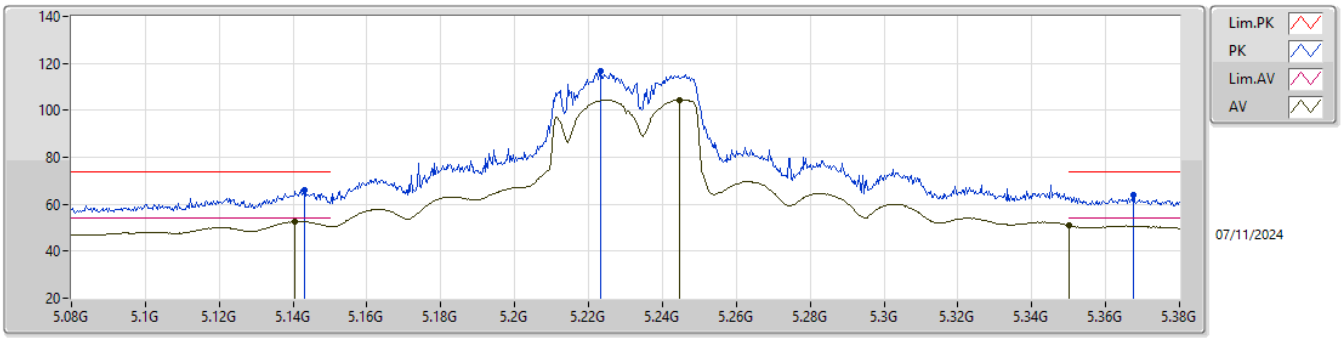

EUT Z_2TX
Setting 21.5
03-V-V-1-10

Type	Freq	Level	Limit	Margin	Raw	Dist	Condition	Azimuth	Height	Comment	AF	CL	PA
	(Hz)	(dBuV/m)	(dBuV/m)	(dB)	(dBuV)	(m)		(°)	(m)		(dB)	(dB)	(dB)
PK	5.143G	66.17	74.00	-7.83	60.03	3	Horizontal	267	1.04	-	33.96	7.48	35.30
AV	5.1406G	52.67	54.00	-1.33	46.56	3	Horizontal	267	1.04	-	33.94	7.47	35.30
PK	5.2234G	116.51	Inf	-Inf	110.11	3	Horizontal	267	1.04	-	34.05	7.64	35.29
AV	5.2447G	104.55	Inf	-Inf	98.08	3	Horizontal	267	1.04	-	34.09	7.67	35.29
PK	5.3674G	64.16	74.00	-9.84	57.17	3	Horizontal	267	1.04	-	34.43	7.82	35.26
AV	5.35G	50.97	54.00	-3.03	44.04	3	Horizontal	267	1.04	-	34.40	7.80	35.27

5.15-5.25GHz_802.11be EHT40_Nss1,(MCS0)_2TX

5230MHz_TX

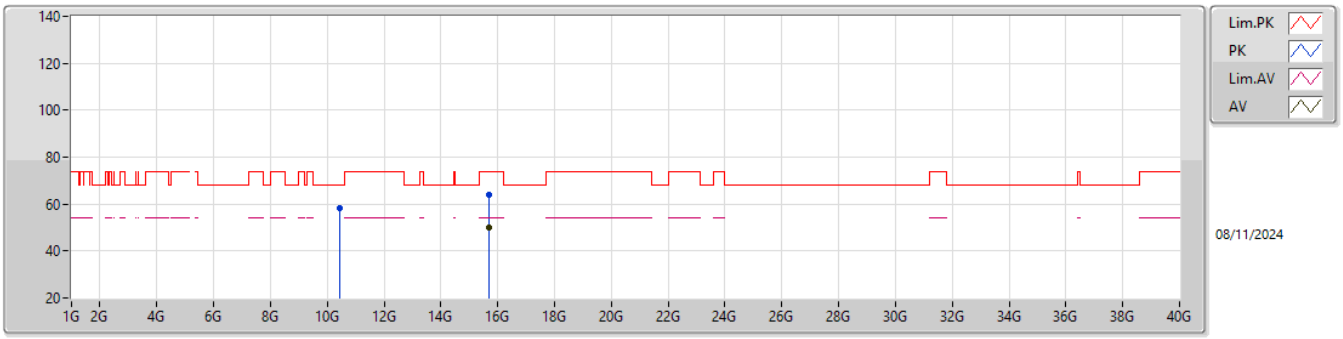

EUT Z_2TX
Setting 21.5
01-C-V-1

Type	Freq	Level	Limit	Margin	Raw	Dist	Condition	Azimuth	Height	Comment	AF	CL	PA
	(Hz)	(dBuV/m)	(dBuV/m)	(dB)	(dBuV)	(m)		(°)	(m)		(dB)	(dB)	(dB)
PK	10.4549G	58.02	68.20	-10.18	40.87	3	Vertical	0	2.26	-	38.82	10.78	32.45
PK	15.6789G	63.71	74.00	-10.29	44.68	3	Vertical	21	1.80	-	38.16	13.62	32.75
AV	15.67713G	49.85	54.00	-4.15	30.83	3	Vertical	21	1.80	-	38.15	13.62	32.75

5.15-5.25GHz_802.11be EHT40_Nss1,(MCS0)_2TX

5230MHz_TX

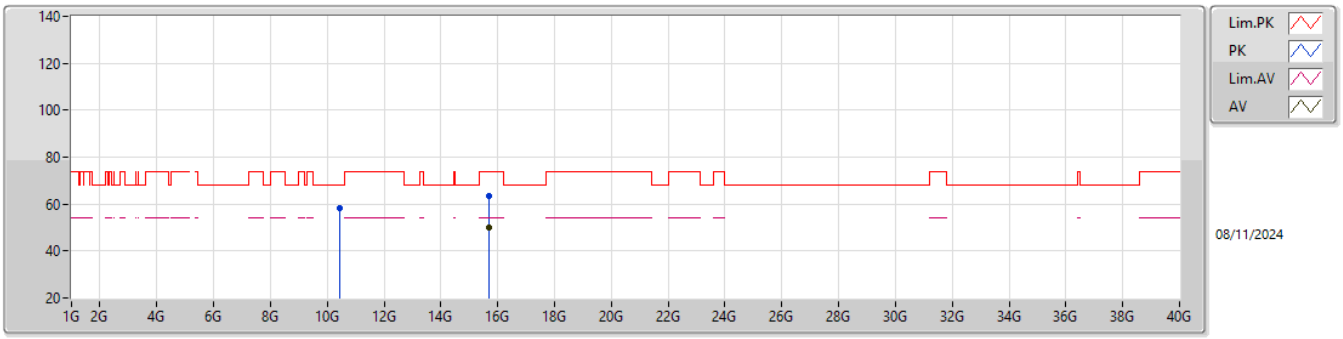

EUT Z_2TX
Setting 21.5
01-C-V-1

Type	Freq	Level	Limit	Margin	Raw	Dist	Condition	Azimuth	Height	Comment	AF	CL	PA
	(Hz)	(dBuV/m)	(dBuV/m)	(dB)	(dBuV)	(m)		(°)	(m)		(dB)	(dB)	(dB)
PK	10.46096G	58.52	68.20	-9.68	41.34	3	Horizontal	310	2.07	-	38.84	10.79	32.45
PK	15.67881G	63.19	74.00	-10.81	44.16	3	Horizontal	360	1.80	-	38.16	13.62	32.75
AV	15.67716G	49.82	54.00	-4.18	30.80	3	Horizontal	360	1.80	-	38.15	13.62	32.75

5.25-5.35GHz_802.11be EHT40_Nss1,(MCS0)_2TX

5270MHz_TX

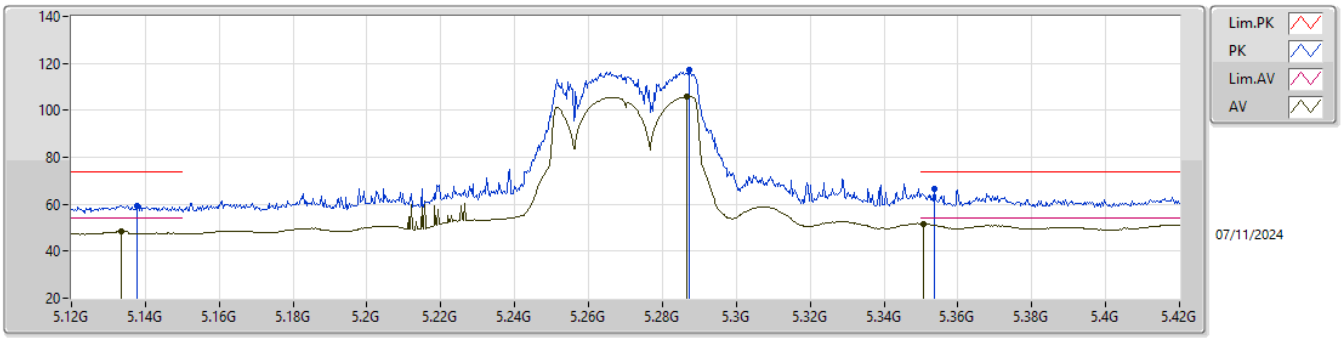

EUT Z_2TX
Setting 21
03-V-V-1-10

Type	Freq	Level	Limit	Margin	Raw	Dist	Condition	Azimuth	Height	Comment	AF	CL	PA
	(Hz)	(dBuV/m)	(dBuV/m)	(dB)	(dBuV)	(m)		(°)	(m)		(dB)	(dB)	(dB)
PK	5.1377G	59.47	74.00	-14.53	53.39	3	Vertical	98	1.96	-	33.93	7.46	35.31
AV	5.1335G	48.34	54.00	-5.66	42.30	3	Vertical	98	1.96	-	33.90	7.45	35.31
PK	5.2874G	117.45	Inf	-Inf	110.76	3	Vertical	98	1.96	-	34.25	7.72	35.28
AV	5.2865G	105.75	Inf	-Inf	99.06	3	Vertical	98	1.96	-	34.25	7.72	35.28
PK	5.3537G	66.40	74.00	-7.60	59.46	3	Vertical	98	1.96	-	34.41	7.80	35.27
AV	5.3507G	51.72	54.00	-2.28	44.79	3	Vertical	98	1.96	-	34.40	7.80	35.27

5.25-5.35GHz_802.11be EHT40_Nss1,(MCS0)_2TX

5270MHz_TX

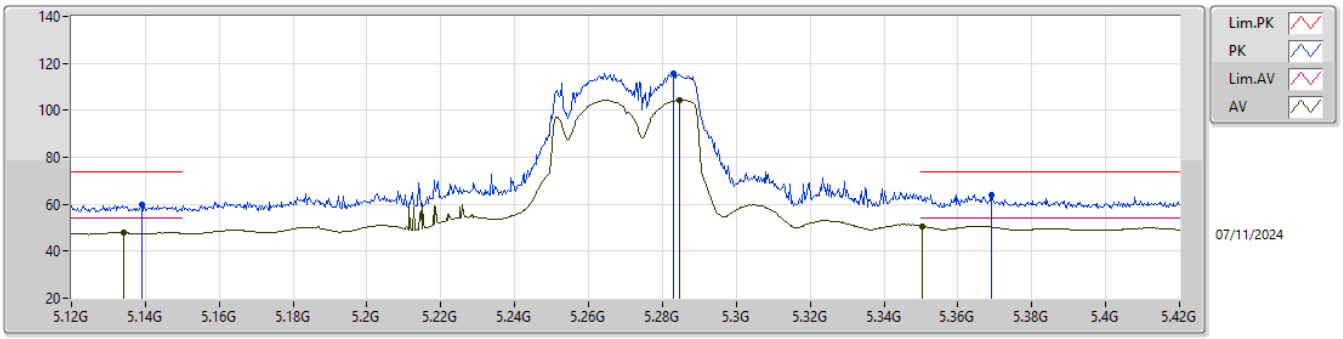

EUT Z_2TX
Setting 21
03-V-V-1-10

Type	Freq	Level	Limit	Margin	Raw	Dist	Condition	Azimuth	Height	Comment	AF	CL	PA
	(Hz)	(dBuV/m)	(dBuV/m)	(dB)	(dBuV)	(m)		(°)	(m)		(dB)	(dB)	(dB)
PK	5.1389G	59.94	74.00	-14.06	53.84	3	Horizontal	266	1.02	-	33.93	7.47	35.30
AV	5.1341G	48.17	54.00	-5.83	42.12	3	Horizontal	266	1.02	-	33.90	7.46	35.31
PK	5.2829G	115.80	Inf	-Inf	109.14	3	Horizontal	266	1.02	-	34.23	7.71	35.28
AV	5.2847G	104.45	Inf	-Inf	97.77	3	Horizontal	266	1.02	-	34.24	7.72	35.28
PK	5.369G	64.03	74.00	-9.97	57.03	3	Horizontal	266	1.02	-	34.44	7.82	35.26
AV	5.3504G	50.66	54.00	-3.34	43.73	3	Horizontal	266	1.02	-	34.40	7.80	35.27

5.25-5.35GHz_802.11be EHT40_Nss1,(MCS0)_2TX

5270MHz_TX

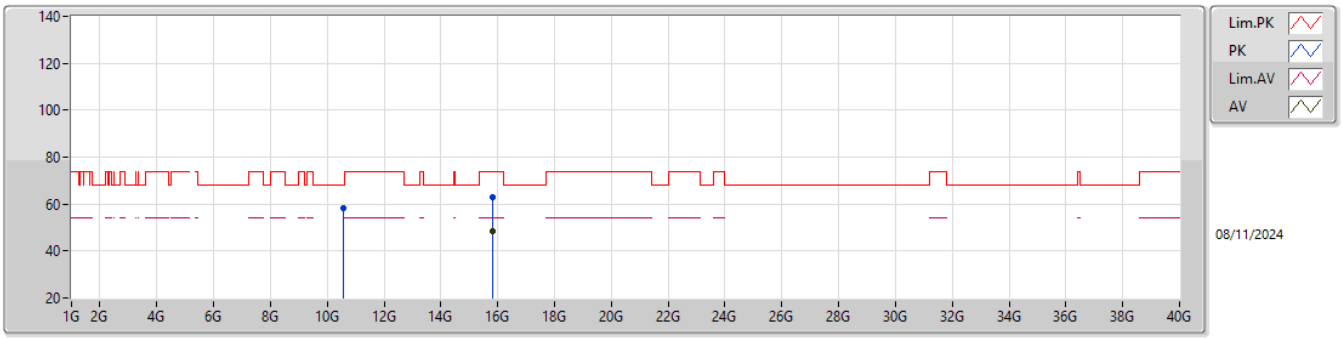

EUT Z_2TX
Setting 21
01-C-V-1

Type	Freq	Level	Limit	Margin	Raw	Dist	Condition	Azimuth	Height	Comment	AF	CL	PA
	(Hz)	(dBuV/m)	(dBuV/m)	(dB)	(dBuV)	(m)		(°)	(m)		(dB)	(dB)	(dB)
PK	10.55113G	58.46	68.20	-9.74	40.89	3	Vertical	332	2.94	-	39.10	10.88	32.41
PK	15.82452G	62.72	74.00	-11.28	43.46	3	Vertical	360	1.80	-	38.40	13.63	32.77
AV	15.81477G	48.40	54.00	-5.60	29.14	3	Vertical	360	1.80	-	38.40	13.63	32.77

5.25-5.35GHz_802.11be EHT40_Nss1,(MCS0)_2TX

5270MHz_TX

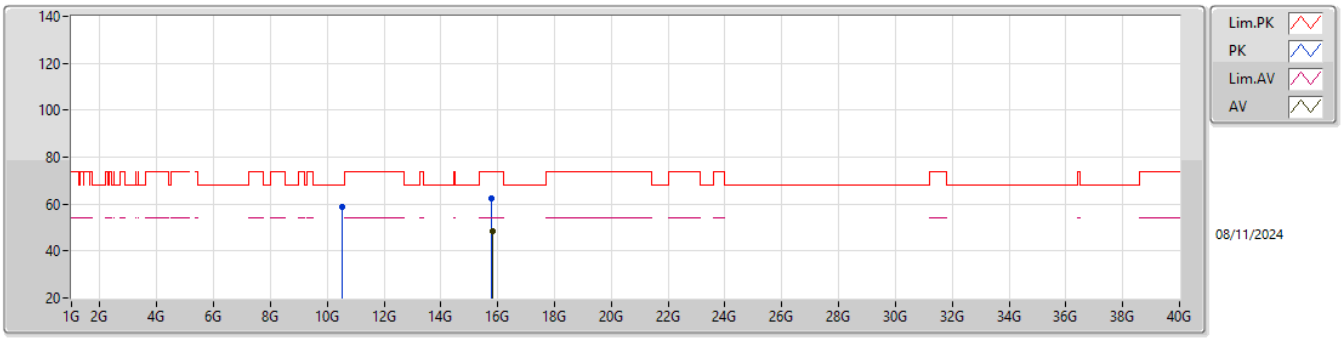

EUT Z_2TX
Setting 21
01-C-V-1

Type	Freq	Level	Limit	Margin	Raw	Dist	Condition	Azimuth	Height	Comment	AF	CL	PA
	(Hz)	(dBuV/m)	(dBuV/m)	(dB)	(dBuV)	(m)		(°)	(m)		(dB)	(dB)	(dB)
PK	10.54279G	58.81	68.20	-9.39	41.26	3	Horizontal	55	1.80	-	39.09	10.87	32.41
PK	15.80055G	62.45	74.00	-11.55	43.19	3	Horizontal	0	1.80	-	38.40	13.63	32.77
AV	15.81465G	48.42	54.00	-5.58	29.16	3	Horizontal	0	1.80	-	38.40	13.63	32.77

5.25-5.35GHz_802.11be EHT40_Nss1,(MCS0)_2TX

5310MHz_TX

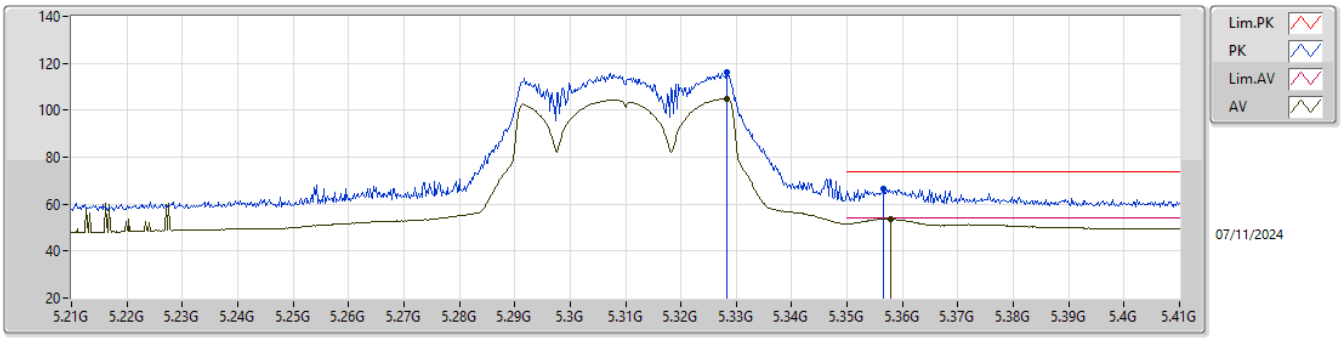

EUT Z_2TX
Setting 20.5
03-V-V-1-10

Type	Freq	Level	Limit	Margin	Raw	Dist	Condition	Azimuth	Height	Comment	AF	CL	PA
	(Hz)	(dBuV/m)	(dBuV/m)	(dB)	(dBuV)	(m)		(°)	(m)		(dB)	(dB)	(dB)
PK	5.3284G	116.05	Inf	-Inf	109.19	3	Vertical	98	1.61	-	34.36	7.77	35.27
AV	5.3282G	105.01	Inf	-Inf	98.15	3	Vertical	98	1.61	-	34.36	7.77	35.27
PK	5.3566G	66.61	74.00	-7.39	59.66	3	Vertical	98	1.61	-	34.41	7.81	35.27
AV	5.3578G	53.76	54.00	-0.24	46.80	3	Vertical	98	1.61	-	34.42	7.81	35.27

5.25-5.35GHz_802.11be EHT40_Nss1,(MCS0)_2TX

5310MHz_TX

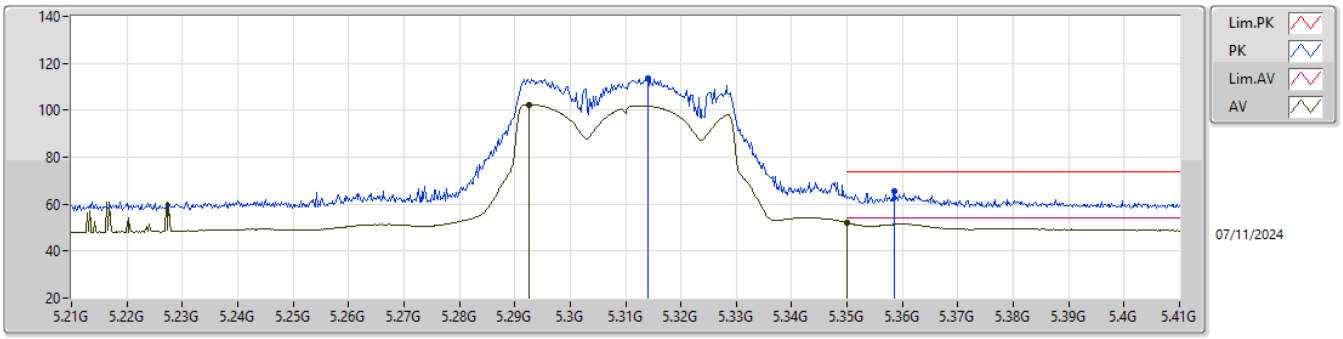

EUT Z_2TX
Setting 20.5
03-V-V-1-10

Type	Freq	Level	Limit	Margin	Raw	Dist	Condition	Azimuth	Height	Comment	AF	CL	PA
	(Hz)	(dBuV/m)	(dBuV/m)	(dB)	(dBuV)	(m)		(°)	(m)		(dB)	(dB)	(dB)
PK	5.314G	113.63	Inf	-Inf	106.82	3	Horizontal	275	2.82	-	34.33	7.75	35.27
AV	5.2926G	102.35	Inf	-Inf	95.63	3	Horizontal	275	2.82	-	34.27	7.73	35.28
PK	5.3586G	65.46	74.00	-8.54	58.50	3	Horizontal	275	2.82	-	34.42	7.81	35.27
AV	5.35G	51.88	54.00	-2.12	44.95	3	Horizontal	275	2.82	-	34.40	7.80	35.27

5.25-5.35GHz_802.11be EHT40_Nss1,(MCS0)_2TX

5310MHz_TX

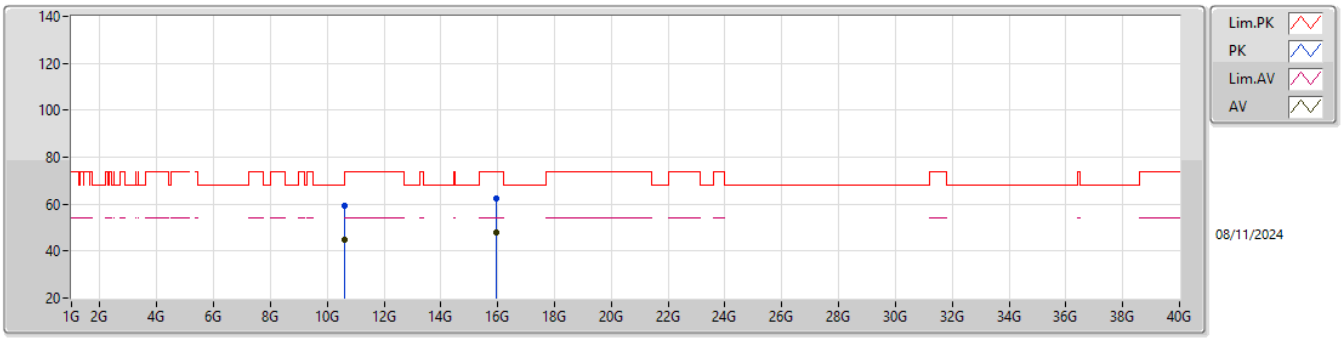

EUT Z_2TX
Setting 20.5
01-C-V-1

Type	Freq	Level	Limit	Margin	Raw	Dist	Condition	Azimuth	Height	Comment	AF	CL	PA
	(Hz)	(dBuV/m)	(dBuV/m)	(dB)	(dBuV)	(m)		(°)	(m)		(dB)	(dB)	(dB)
PK	10.62096G	59.15	74.00	-14.85	41.47	3	Vertical	154	2.55	-	39.14	10.95	32.41
AV	10.62099G	44.92	54.00	-9.08	27.24	3	Vertical	154	2.55	-	39.14	10.95	32.41
PK	15.93585G	62.66	74.00	-11.34	43.28	3	Vertical	32	1.80	-	38.53	13.64	32.79
AV	15.93432G	47.78	54.00	-6.22	28.40	3	Vertical	32	1.80	-	38.53	13.64	32.79

5.25-5.35GHz_802.11be EHT40_Nss1,(MCS0)_2TX

5310MHz_TX

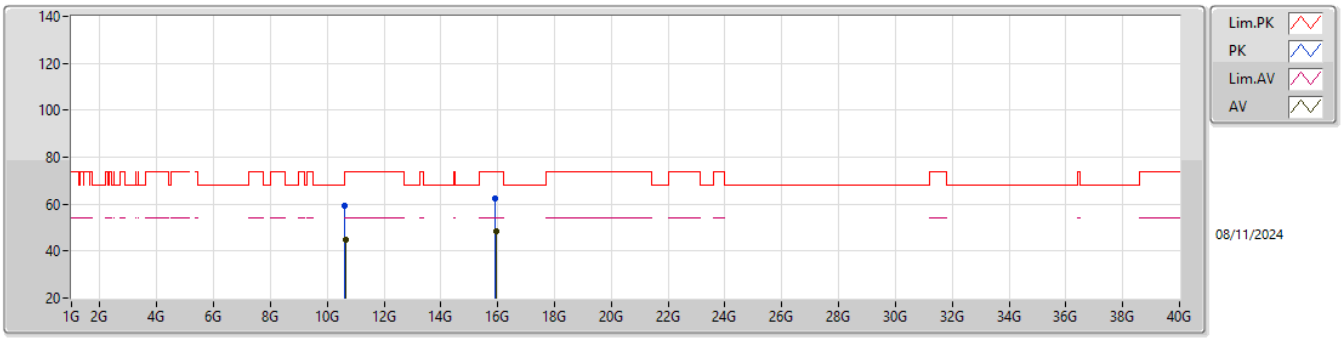

EUT Z_2TX
Setting 20.5
01-C-V-1

Type	Freq	Level	Limit	Margin	Raw	Dist	Condition	Azimuth	Height	Comment	AF	CL	PA
	(Hz)	(dBuV/m)	(dBuV/m)	(dB)	(dBuV)	(m)		(°)	(m)		(dB)	(dB)	(dB)
PK	10.61211G	59.45	74.00	-14.55	41.80	3	Horizontal	174	1.80	-	39.12	10.94	32.41
AV	10.63263G	44.88	54.00	-9.12	27.16	3	Horizontal	174	1.80	-	39.17	10.97	32.42
PK	15.92091G	62.43	74.00	-11.57	43.02	3	Horizontal	5	1.80	-	38.56	13.64	32.79
AV	15.94257G	48.25	54.00	-5.75	28.89	3	Horizontal	5	1.80	-	38.51	13.64	32.79

5.47-5.725GHz_802.11be EHT40_Nss1,(MCS0)_2TX

5510MHz_TX

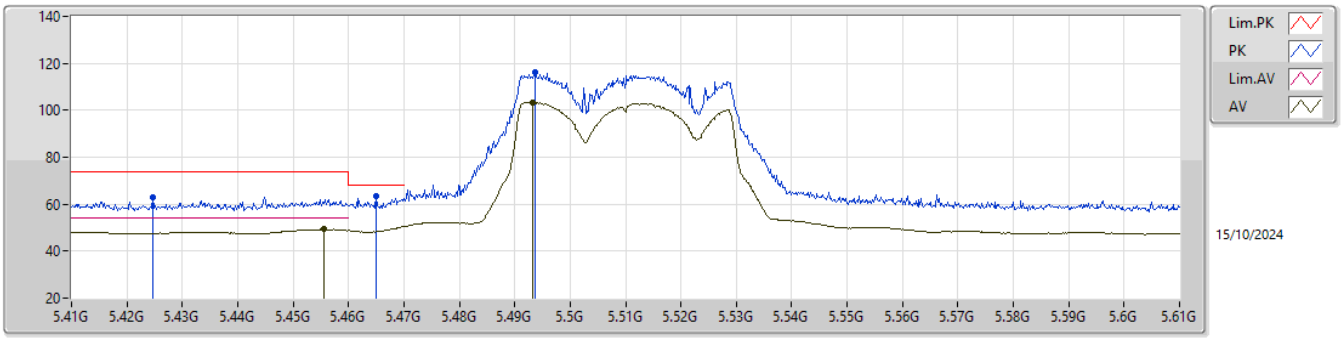

EUT Z_2TX
Setting 20.5
01-D-P-5-10

Type	Freq	Level	Limit	Margin	Raw	Dist	Condition	Azimuth	Height	Comment	AF	CL	PA
	(Hz)	(dBuV/m)	(dBuV/m)	(dB)	(dBuV)	(m)		(°)	(m)		(dB)	(dB)	(dB)
PK	5.4246G	62.88	74.00	-11.12	55.83	3	Vertical	103	1.55	-	32.75	6.78	32.48
PK	5.465G	63.47	68.20	-4.73	56.33	3	Vertical	103	1.55	-	32.76	6.85	32.47
AV	5.4556G	49.29	54.00	-4.71	42.21	3	Vertical	103	1.55	-	32.72	6.83	32.47
PK	5.4936G	116.25	Inf	-Inf	108.94	3	Vertical	103	1.55	-	32.87	6.90	32.46
AV	5.4932G	103.47	Inf	-Inf	96.16	3	Vertical	103	1.55	-	32.87	6.90	32.46

5.47-5.725GHz_802.11be EHT40_Nss1,(MCS0)_2TX

5510MHz_TX

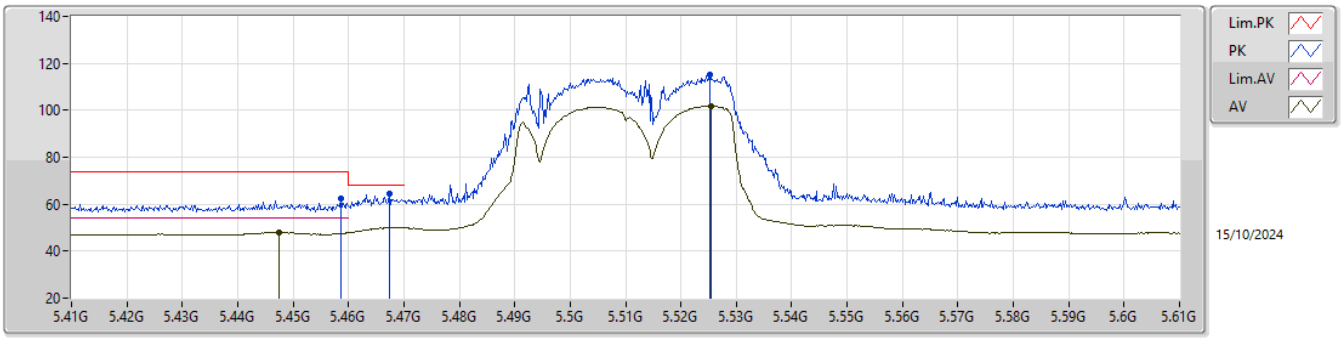

EUT Z_2TX
Setting 20.5
01-D-P-5-10

Type	Freq	Level	Limit	Margin	Raw	Dist	Condition	Azimuth	Height	Comment	AF	CL	PA
	(Hz)	(dBuV/m)	(dBuV/m)	(dB)	(dBuV)	(m)		(°)	(m)		(dB)	(dB)	(dB)
PK	5.4586G	62.53	74.00	-11.47	55.43	3	Horizontal	271	1.03	-	32.73	6.84	32.47
AV	5.4474G	48.11	54.00	-5.89	41.05	3	Horizontal	271	1.03	-	32.71	6.82	32.47
PK	5.4674G	64.29	68.20	-3.91	57.14	3	Horizontal	271	1.03	-	32.77	6.85	32.47
PK	5.5252G	115.14	Inf	-Inf	107.79	3	Horizontal	271	1.03	-	32.85	6.96	32.46
AV	5.5254G	101.84	Inf	-Inf	94.49	3	Horizontal	271	1.03	-	32.85	6.96	32.46

5.47-5.725GHz_802.11be EHT40_Nss1,(MCS0)_2TX

5510MHz_TX

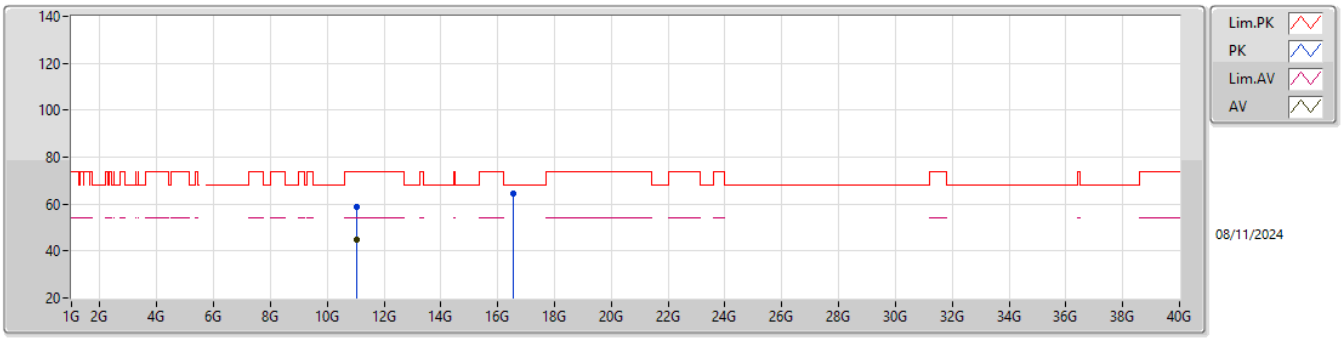

EUT Z_2TX
Setting 20.5
01-C-V-1

Type	Freq	Level	Limit	Margin	Raw	Dist	Condition	Azimuth	Height	Comment	AF	CL	PA
	(Hz)	(dBuV/m)	(dBuV/m)	(dB)	(dBuV)	(m)		(°)	(m)		(dB)	(dB)	(dB)
PK	11.02777G	59.04	74.00	-14.96	41.07	3	Vertical	316	1.12	-	39.04	11.37	32.44
AV	11.03035G	44.97	54.00	-9.03	27.00	3	Vertical	316	1.12	-	39.04	11.37	32.44
PK	16.53453G	64.48	68.20	-3.72	43.50	3	Vertical	360	1.80	-	39.60	13.81	32.43

5.47-5.725GHz_802.11be EHT40_Nss1,(MCS0)_2TX

5510MHz_TX

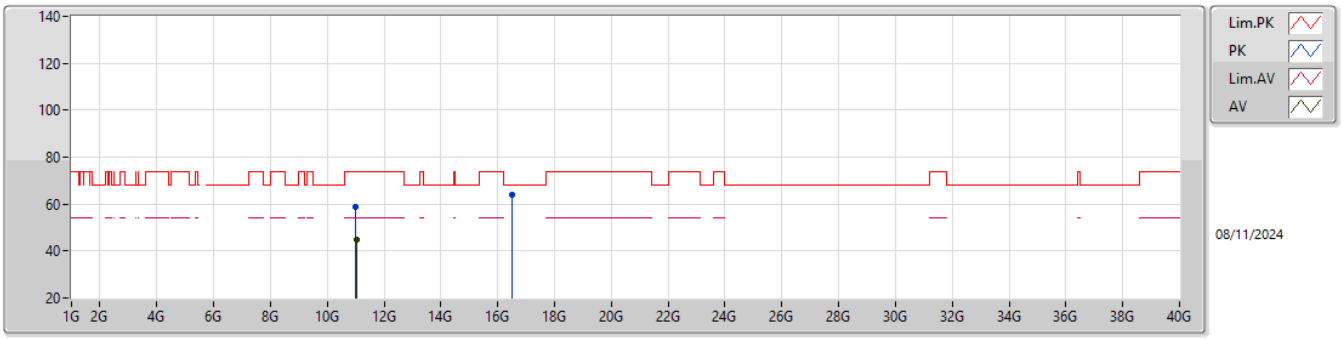

EUT Z_2TX
Setting 20.5
01-C-V-1

Type	Freq	Level	Limit	Margin	Raw	Dist	Condition	Azimuth	Height	Comment	AF	CL	PA
	(Hz)	(dBuV/m)	(dBuV/m)	(dB)	(dBuV)	(m)		(°)	(m)		(dB)	(dB)	(dB)
PK	11.00545G	58.77	74.00	-15.23	40.76	3	Horizontal	158	1.37	-	39.09	11.35	32.43
AV	11.03071G	44.87	54.00	-9.13	26.90	3	Horizontal	158	1.37	-	39.04	11.37	32.44
PK	16.51716G	63.74	68.20	-4.46	42.79	3	Horizontal	0	1.40	-	39.60	13.80	32.45

5.47-5.725GHz_802.11be EHT40_Nss1,(MCS0)_2TX

5550MHz_TX

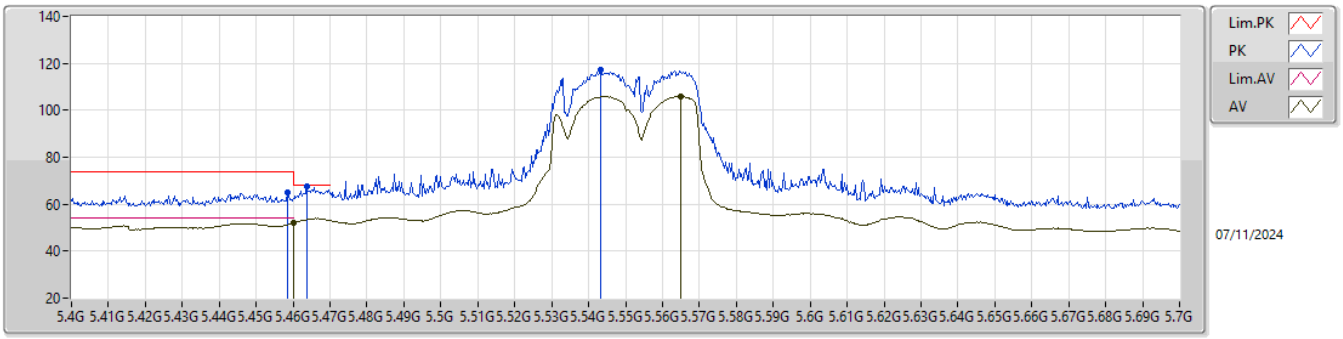

EUT Z_2TX
Setting 21
03-V-V-1-10

Type	Freq	Level	Limit	Margin	Raw	Dist	Condition	Azimuth	Height	Comment	AF	CL	PA
	(Hz)	(dBuV/m)	(dBuV/m)	(dB)	(dBuV)	(m)		(°)	(m)		(dB)	(dB)	(dB)
PK	5.4585G	64.93	74.00	-9.07	57.87	3	Vertical	272	2.15	-	34.52	7.79	35.25
AV	5.46G	51.94	54.00	-2.06	44.88	3	Vertical	272	2.15	-	34.52	7.79	35.25
PK	5.4636G	67.62	68.20	-0.58	60.56	3	Vertical	272	2.15	-	34.53	7.78	35.25
PK	5.5434G	117.38	Inf	-Inf	110.51	3	Vertical	272	2.15	-	34.43	7.68	35.24
AV	5.565G	105.94	Inf	-Inf	99.15	3	Vertical	272	2.15	-	34.37	7.65	35.23

5.47-5.725GHz_802.11be EHT40_Nss1,(MCS0)_2TX

5550MHz_TX

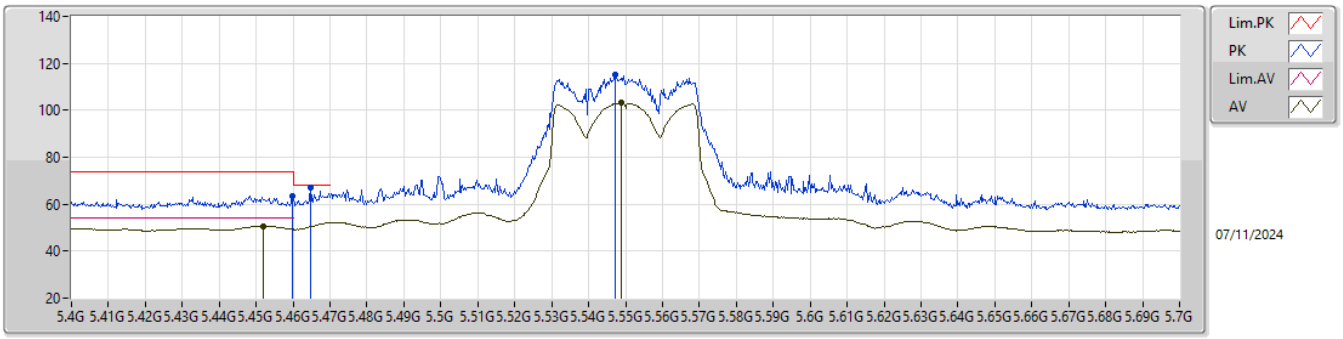

EUT Z_2TX
Setting 21
03-V-V-1-10

Type	Freq	Level	Limit	Margin	Raw	Dist	Condition	Azimuth	Height	Comment	AF	CL	PA
	(Hz)	(dBuV/m)	(dBuV/m)	(dB)	(dBuV)	(m)		(°)	(m)		(dB)	(dB)	(dB)
PK	5.4597G	63.44	74.00	-10.56	56.38	3	Horizontal	268	2.31	-	34.52	7.79	35.25
AV	5.4519G	50.74	54.00	-3.26	43.69	3	Horizontal	268	2.31	-	34.50	7.80	35.25
PK	5.4648G	67.24	68.20	-0.96	60.18	3	Horizontal	268	2.31	-	34.53	7.78	35.25
PK	5.5473G	114.93	Inf	-Inf	108.08	3	Horizontal	268	2.31	-	34.41	7.68	35.24
AV	5.5488G	103.15	Inf	-Inf	96.32	3	Horizontal	268	2.31	-	34.40	7.67	35.24

5.47-5.725GHz_802.11be EHT40_Nss1,(MCS0)_2TX

5550MHz_TX

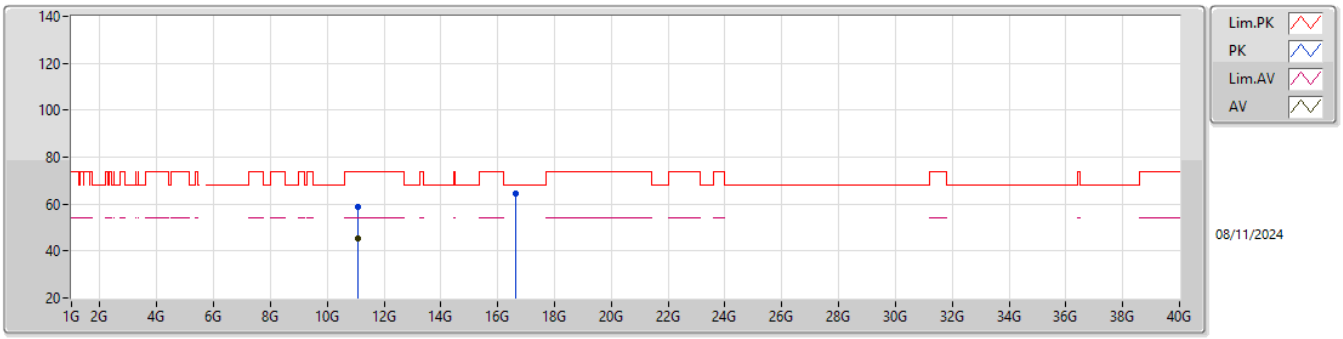

EUT Z_2TX
Setting 21
01-C-V-1

Type	Freq	Level	Limit	Margin	Raw	Dist	Condition	Azimuth	Height	Comment	AF	CL	PA
	(Hz)	(dBuV/m)	(dBuV/m)	(dB)	(dBuV)	(m)		(°)	(m)		(dB)	(dB)	(dB)
PK	11.08797G	58.88	74.00	-15.12	40.91	3	Vertical	132	3.00	-	39.00	11.43	32.46
AV	11.0946G	45.45	54.00	-8.55	27.47	3	Vertical	132	3.00	-	39.00	11.44	32.46
PK	16.64091G	64.37	68.20	-3.83	43.12	3	Vertical	2	1.80	-	39.76	13.84	32.35

5.47-5.725GHz_802.11be EHT40_Nss1,(MCS0)_2TX

5550MHz_TX

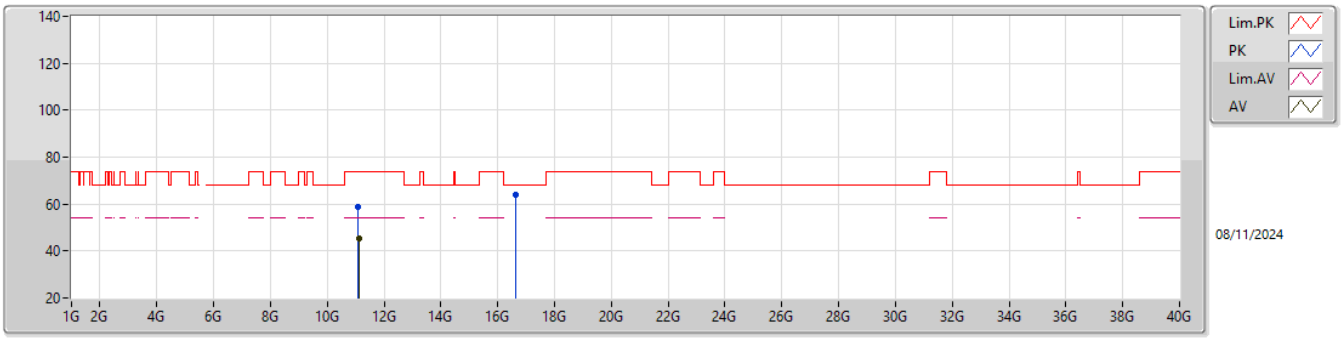

EUT Z_2TX
Setting 21
01-C-V-1

Type	Freq	Level	Limit	Margin	Raw	Dist	Condition	Azimuth	Height	Comment	AF	CL	PA
	(Hz)	(dBuV/m)	(dBuV/m)	(dB)	(dBuV)	(m)		(°)	(m)		(dB)	(dB)	(dB)
PK	11.09031G	58.74	74.00	-15.26	40.77	3	Horizontal	201	1.68	-	39.00	11.43	32.46
AV	11.10633G	45.10	54.00	-8.90	27.14	3	Horizontal	201	1.68	-	38.97	11.45	32.46
PK	16.63785G	63.89	68.20	-4.31	42.67	3	Horizontal	3	1.80	-	39.75	13.83	32.36

5.47-5.725GHz_802.11be EHT40_Nss1,(MCS0)_2TX

5670MHz_TX

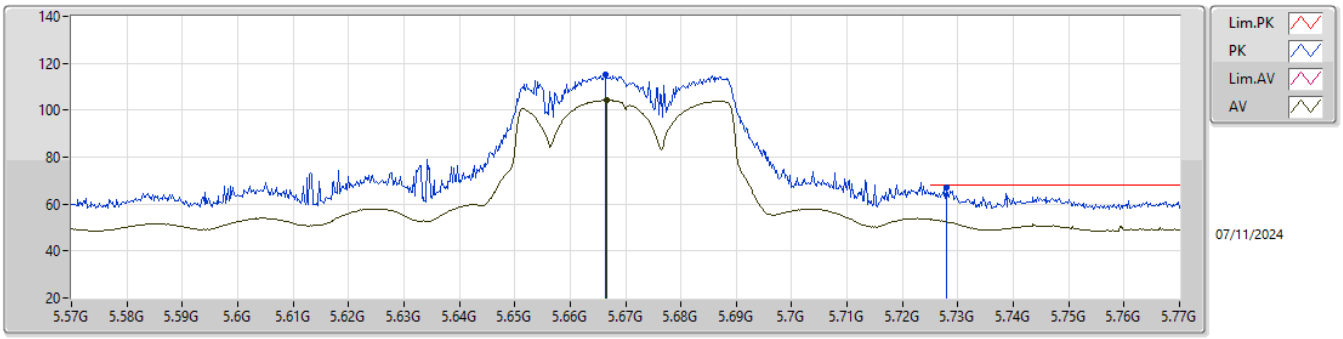

EUT Z_2TX
Setting 20.5
03-V-V-1-10

Type	Freq	Level	Limit	Margin	Raw	Dist	Condition	Azimuth	Height	Comment	AF	CL	PA
	(Hz)	(dBuV/m)	(dBuV/m)	(dB)	(dBuV)	(m)		(°)	(m)		(dB)	(dB)	(dB)
PK	5.6664G	115.28	Inf	-Inf	108.60	3	Vertical	272	2.28	-	34.17	7.73	35.22
AV	5.6666G	104.21	Inf	-Inf	97.53	3	Vertical	272	2.28	-	34.17	7.73	35.22
PK	5.728G	66.87	68.20	-1.33	60.10	3	Vertical	272	2.28	-	34.16	7.83	35.22

5.47-5.725GHz_802.11be EHT40_Nss1,(MCS0)_2TX

5670MHz_TX

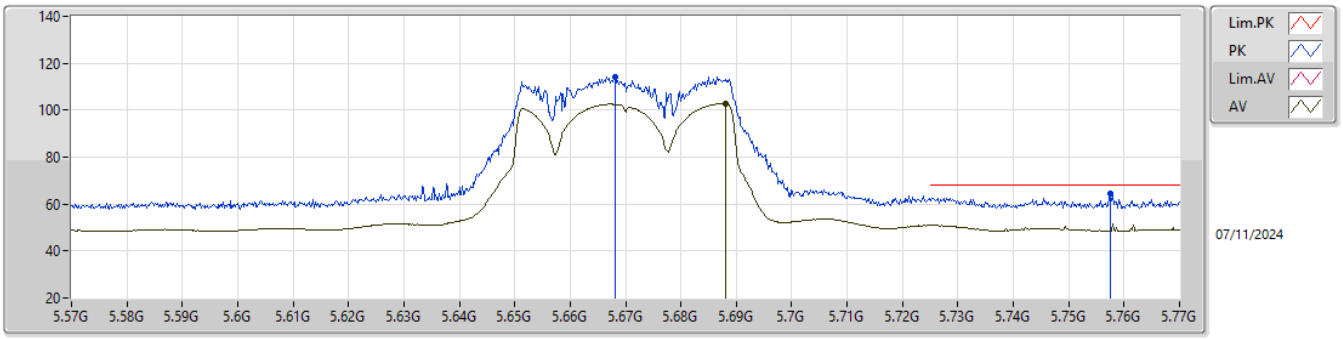

EUT Z_2TX
Setting 20.5
03-V-V-1-10

Type	Freq	Level	Limit	Margin	Raw	Dist	Condition	Azimuth	Height	Comment	AF	CL	PA
	(Hz)	(dBuV/m)	(dBuV/m)	(dB)	(dBuV)	(m)		(°)	(m)		(dB)	(dB)	(dB)
PK	5.6682G	114.29	Inf	-Inf	107.62	3	Horizontal	264	1.05	-	34.16	7.73	35.22
AV	5.688G	102.81	Inf	-Inf	96.15	3	Horizontal	264	1.05	-	34.12	7.76	35.22
PK	5.7576G	64.58	68.20	-3.62	57.70	3	Horizontal	264	1.05	-	34.20	7.89	35.21

5.47-5.725GHz_802.11be EHT40_Nss1,(MCS0)_2TX

5670MHz_TX

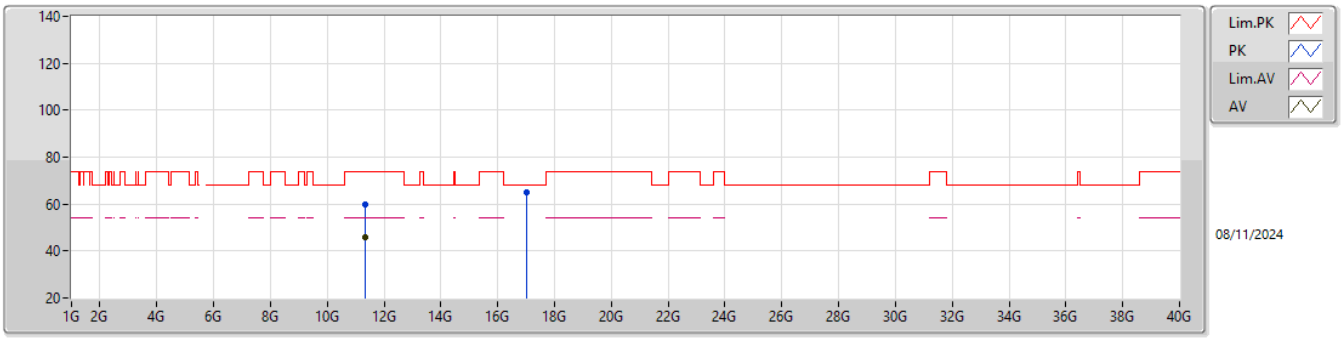

EUT Z_2TX
Setting 20.5
01-C-V-1

Type	Freq	Level	Limit	Margin	Raw	Dist	Condition	Azimuth	Height	Comment	AF	CL	PA
	(Hz)	(dBuV/m)	(dBuV/m)	(dB)	(dBuV)	(m)		(°)	(m)		(dB)	(dB)	(dB)
PK	11.34606G	59.61	74.00	-14.39	41.36	3	Vertical	117	1.54	-	39.09	11.69	32.53
AV	11.34993G	45.91	54.00	-8.09	27.64	3	Vertical	117	1.54	-	39.10	11.70	32.53
PK	16.99803G	64.76	68.20	-3.44	42.30	3	Vertical	346	1.80	-	40.60	13.94	32.08

5.47-5.725GHz_802.11be EHT40_Nss1,(MCS0)_2TX

5670MHz_TX

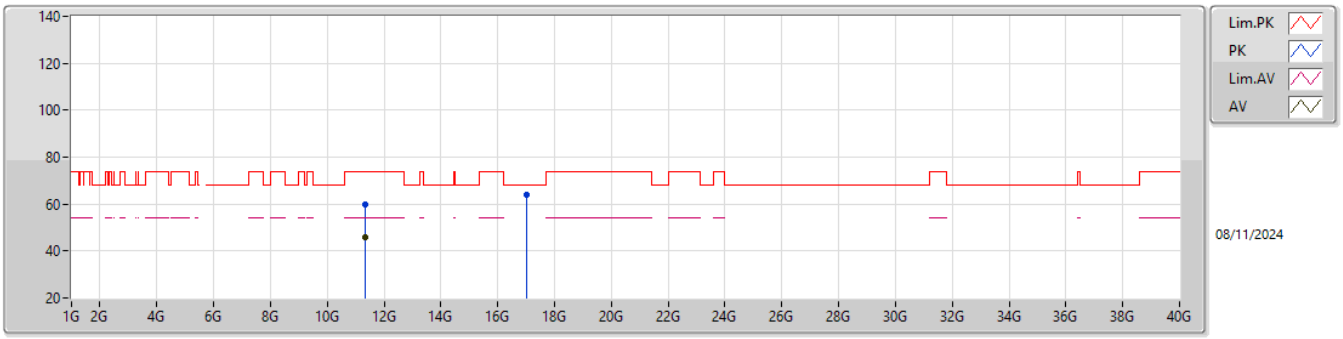

EUT Z_2TX
Setting 20.5
01-C-V-1

Type	Freq	Level	Limit	Margin	Raw	Dist	Condition	Azimuth	Height	Comment	AF	CL	PA
	(Hz)	(dBuV/m)	(dBuV/m)	(dB)	(dBuV)	(m)		(°)	(m)		(dB)	(dB)	(dB)
PK	11.33427G	60.02	74.00	-13.98	41.80	3	Horizontal	317	1.39	-	39.07	11.68	32.53
AV	11.34999G	46.04	54.00	-7.96	27.77	3	Horizontal	317	1.39	-	39.10	11.70	32.53
PK	17.00427G	64.08	68.20	-4.12	41.59	3	Horizontal	353	1.80	-	40.63	13.94	32.08

5.47-5.725GHz_802.11be EHT40_Nss1,(MCS0)_2TX

5710MHz Straddle 5.47-5.725GHz_TX

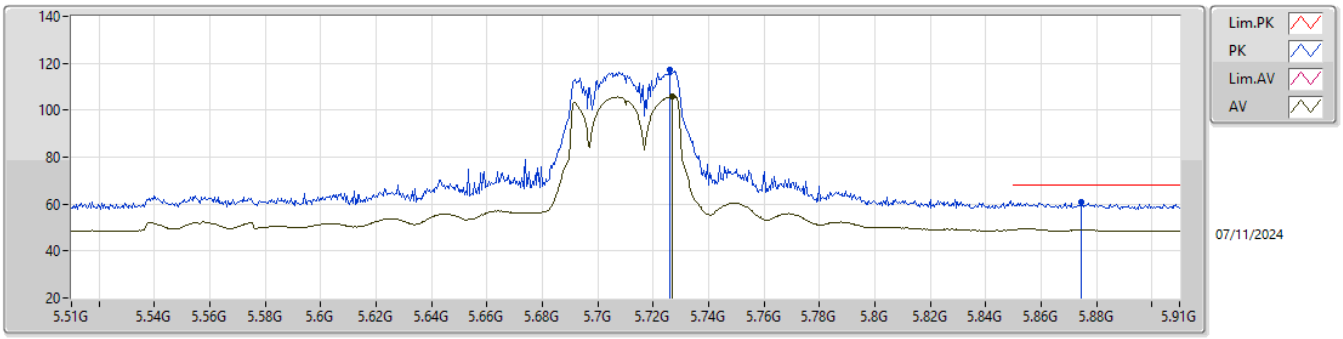

EUT Z_2TX
Setting 22
03-V-V-1-10

Type	Freq	Level	Limit	Margin	Raw	Dist	Condition	Azimuth	Height	Comment	AF	CL	PA
	(Hz)	(dBuV/m)	(dBuV/m)	(dB)	(dBuV)	(m)		(°)	(m)		(dB)	(dB)	(dB)
PK	5.726G	116.99	Inf	-Inf	110.23	3	Vertical	267	2.20	-	34.15	7.83	35.22
AV	5.7268G	105.82	Inf	-Inf	99.06	3	Vertical	267	2.20	-	34.15	7.83	35.22
PK	5.8744G	60.73	68.20	-7.47	53.49	3	Vertical	267	2.20	-	34.40	8.04	35.20

5.47-5.725GHz_802.11be EHT40_Nss1,(MCS0)_2TX

5710MHz Straddle 5.47-5.725GHz_TX

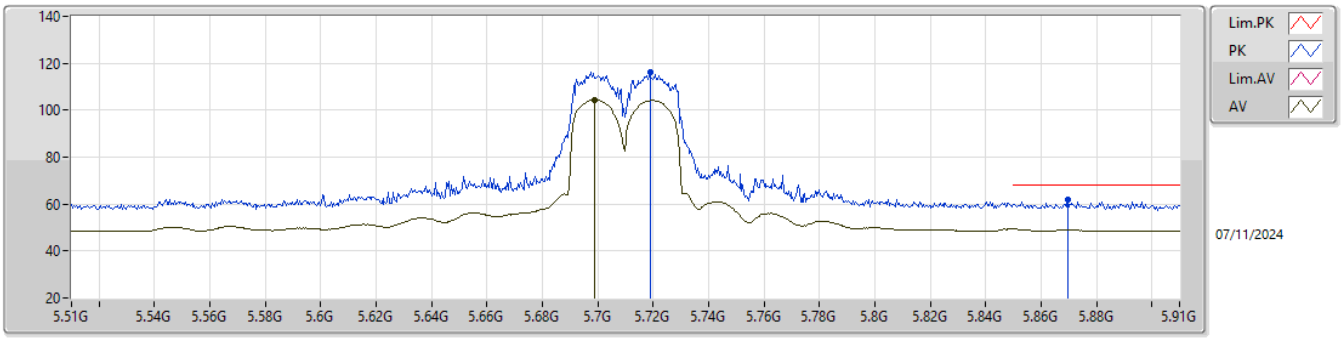

EUT Z_2TX
Setting 22
03-V-V-1-10

Type	Freq	Level	Limit	Margin	Raw	Dist	Condition	Azimuth	Height	Comment	AF	CL	PA
	(Hz)	(dBuV/m)	(dBuV/m)	(dB)	(dBuV)	(m)		(°)	(m)		(dB)	(dB)	(dB)
PK	5.7188G	116.34	Inf	-Inf	109.60	3	Horizontal	93	1.02	-	34.14	7.82	35.22
AV	5.6988G	104.41	Inf	-Inf	97.75	3	Horizontal	93	1.02	-	34.10	7.78	35.22
PK	5.8696G	61.86	68.20	-6.34	54.65	3	Horizontal	93	1.02	-	34.38	8.03	35.20

5.47-5.725GHz_802.11be EHT40_Nss1,(MCS0)_2TX

5710MHz Straddle 5.47-5.725GHz_TX

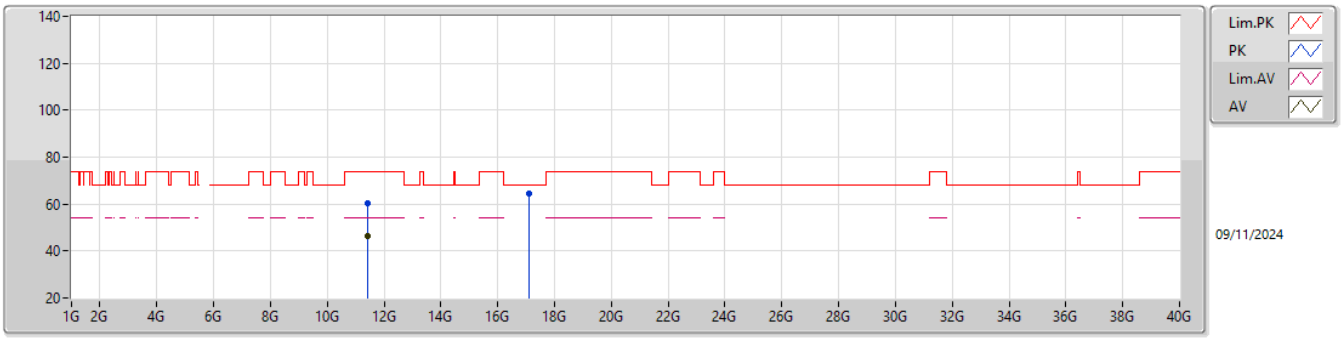

EUT Z_2TX
Setting 22
01-C-V-1

Type	Freq	Level	Limit	Margin	Raw	Dist	Condition	Azimuth	Height	Comment	AF	CL	PA
	(Hz)	(dBuV/m)	(dBuV/m)	(dB)	(dBuV)	(m)		(°)	(m)		(dB)	(dB)	(dB)
PK	11.4344G	60.36	74.00	-13.64	42.11	3	Vertical	29	1.59	-	39.03	11.78	32.56
AV	11.43416G	46.40	54.00	-7.60	28.15	3	Vertical	29	1.59	-	39.03	11.78	32.56
PK	17.12166G	64.41	68.20	-3.79	41.29	3	Vertical	103	1.80	-	41.14	13.98	32.00

5.47-5.725GHz_802.11be EHT40_Nss1,(MCS0)_2TX

5710MHz Straddle 5.47-5.725GHz_TX

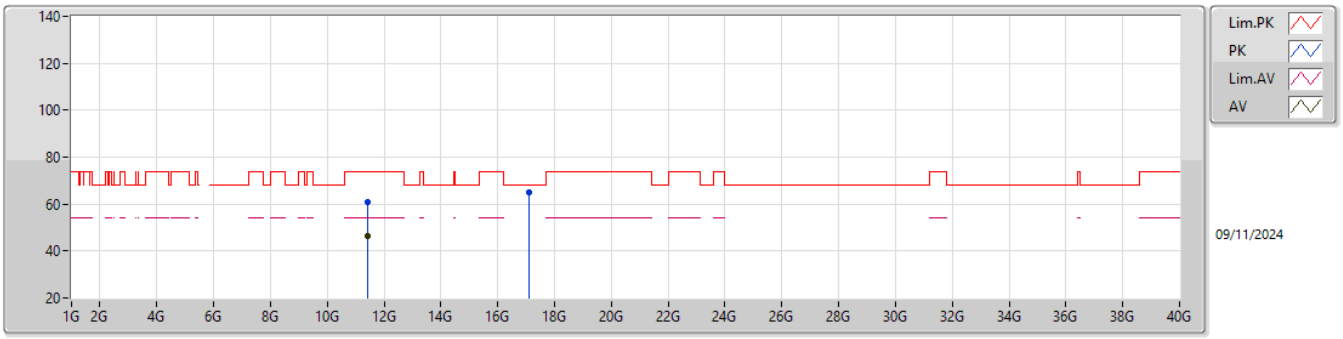

EUT Z_2TX
Setting 22
01-C-V-1

Type	Freq	Level	Limit	Margin	Raw	Dist	Condition	Azimuth	Height	Comment	AF	CL	PA
	(Hz)	(dBuV/m)	(dBuV/m)	(dB)	(dBuV)	(m)		(°)	(m)		(dB)	(dB)	(dB)
PK	11.42648G	60.61	74.00	-13.39	42.34	3	Horizontal	196	1.63	-	39.05	11.78	32.56
AV	11.43437G	46.61	54.00	-7.39	28.36	3	Horizontal	196	1.63	-	39.03	11.78	32.56
PK	17.12202G	64.97	68.20	-3.23	41.85	3	Horizontal	27	1.80	-	41.14	13.98	32.00

5.725-5.85GHz_802.11be EHT40_Nss1,(MCS0)_2TX

5755MHz_TX

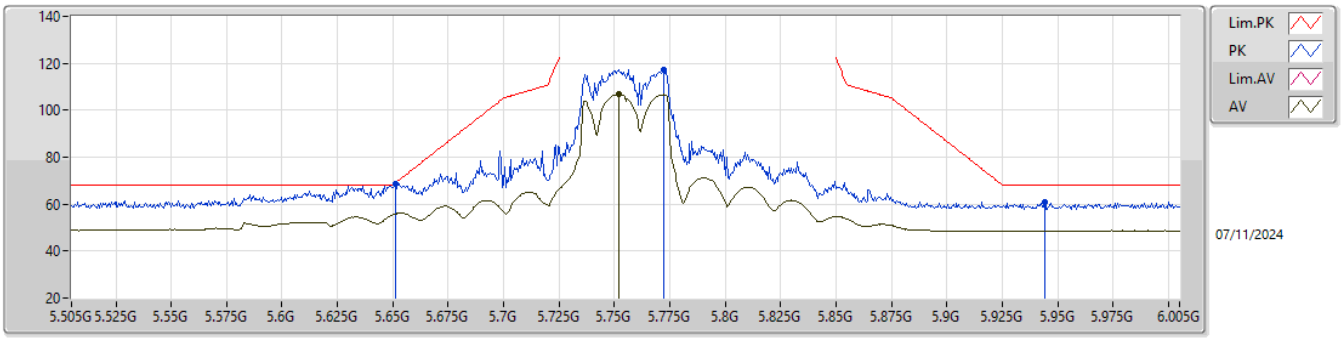

EUT Z_2TX
Setting 22
03-V-V-1-10

Type	Freq	Level	Limit	Margin	Raw	Dist	Condition	Azimuth	Height	Comment	AF	CL	PA
	(Hz)	(dBuV/m)	(dBuV/m)	(dB)	(dBuV)	(m)		(°)	(m)		(dB)	(dB)	(dB)
PK	5.651G	68.51	68.94	-0.43	61.83	3	Vertical	278	2.23	-	34.20	7.70	35.22
PK	5.7725G	117.43	Inf	-Inf	110.53	3	Vertical	278	2.23	-	34.20	7.91	35.21
AV	5.752G	106.83	Inf	-Inf	99.96	3	Vertical	278	2.23	-	34.20	7.88	35.21
PK	5.944G	60.80	68.20	-7.40	53.30	3	Vertical	278	2.23	-	34.59	8.11	35.20

5.725-5.85GHz_802.11be EHT40_Nss1,(MCS0)_2TX

5755MHz_TX

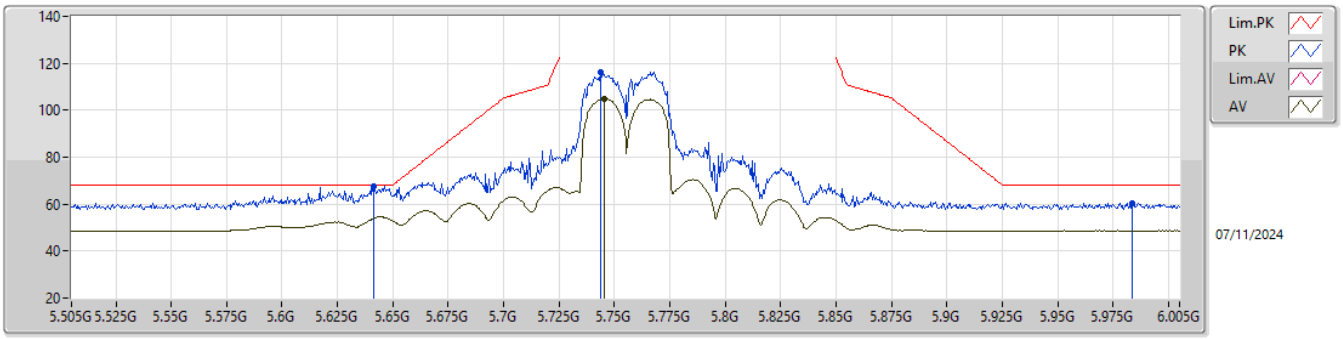

EUT Z_2TX
Setting 22
03-V-V-1-10

Type	Freq	Level	Limit	Margin	Raw	Dist	Condition	Azimuth	Height	Comment	AF	CL	PA
	(Hz)	(dBuV/m)	(dBuV/m)	(dB)	(dBuV)	(m)		(°)	(m)		(dB)	(dB)	(dB)
PK	5.6415G	67.80	68.20	-0.40	61.13	3	Horizontal	94	1.00	-	34.22	7.68	35.23
PK	5.7435G	116.28	Inf	-Inf	109.45	3	Horizontal	94	1.00	-	34.19	7.86	35.22
AV	5.7455G	104.87	Inf	-Inf	98.04	3	Horizontal	94	1.00	-	34.19	7.86	35.22
PK	5.9835G	60.33	68.20	-7.87	52.77	3	Horizontal	94	1.00	-	34.60	8.15	35.19

5.725-5.85GHz_802.11be EHT40_Nss1,(MCS0)_2TX

5755MHz_TX

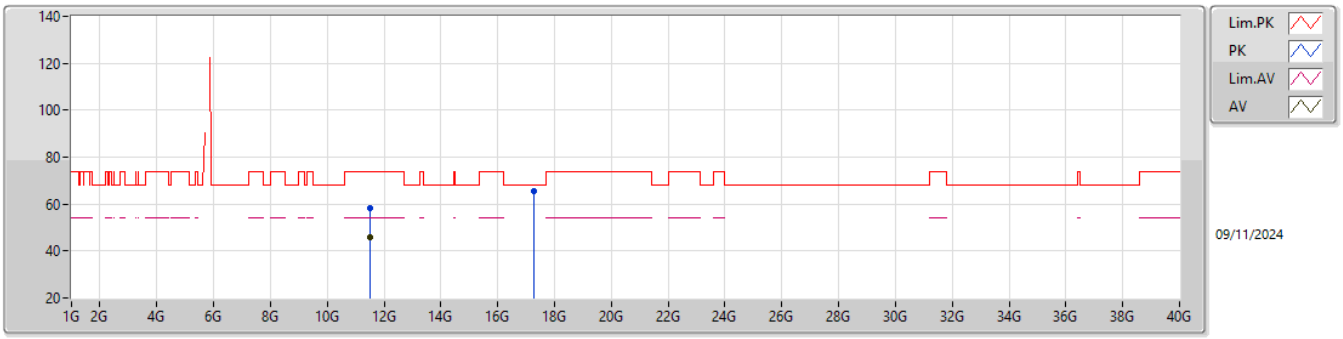

EUT Z_2TX
Setting 22
01-C-V-1

Type	Freq	Level	Limit	Margin	Raw	Dist	Condition	Azimuth	Height	Comment	AF	CL	PA
	(Hz)	(dBuV/m)	(dBuV/m)	(dB)	(dBuV)	(m)		(°)	(m)		(dB)	(dB)	(dB)
PK	11.50718G	58.37	74.00	-15.63	40.18	3	Vertical	58	1.40	-	38.91	11.86	32.58
AV	11.49515G	45.69	54.00	-8.31	27.51	3	Vertical	58	1.40	-	38.91	11.85	32.58
PK	17.25618G	65.59	68.20	-2.61	41.98	3	Vertical	22	1.80	-	41.52	14.01	31.92

5.725-5.85GHz_802.11be EHT40_Nss1,(MCS0)_2TX

5755MHz_TX

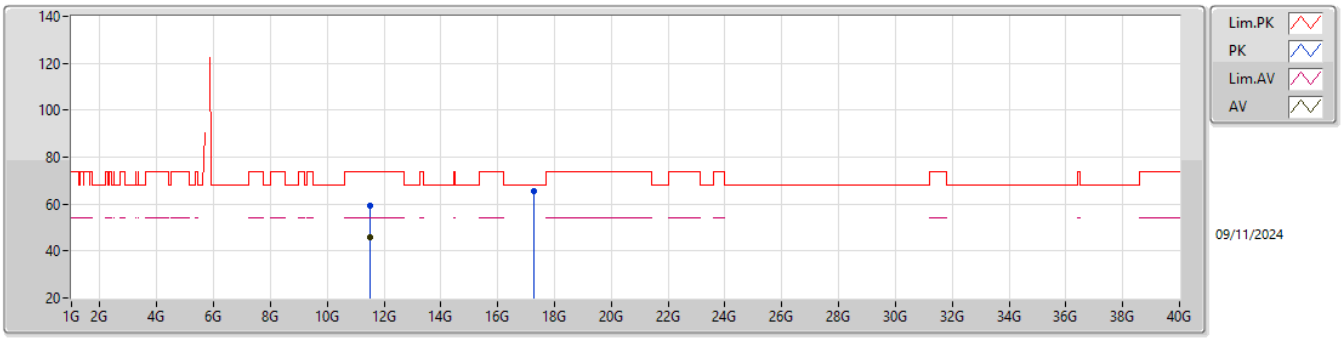

EUT Z_2TX
Setting 22
01-C-V-1

Type	Freq	Level	Limit	Margin	Raw	Dist	Condition	Azimuth	Height	Comment	AF	CL	PA
	(Hz)	(dBuV/m)	(dBuV/m)	(dB)	(dBuV)	(m)		(°)	(m)		(dB)	(dB)	(dB)
PK	11.49848G	59.10	74.00	-14.90	40.93	3	Horizontal	113	1.75	-	38.90	11.85	32.58
AV	11.49518G	45.91	54.00	-8.09	27.73	3	Horizontal	113	1.75	-	38.91	11.85	32.58
PK	17.27127G	65.36	68.20	-2.84	41.66	3	Horizontal	22	1.80	-	41.59	14.02	31.91

5.725-5.85GHz_802.11be EHT40_Nss1,(MCS0)_2TX

5795MHz_TX

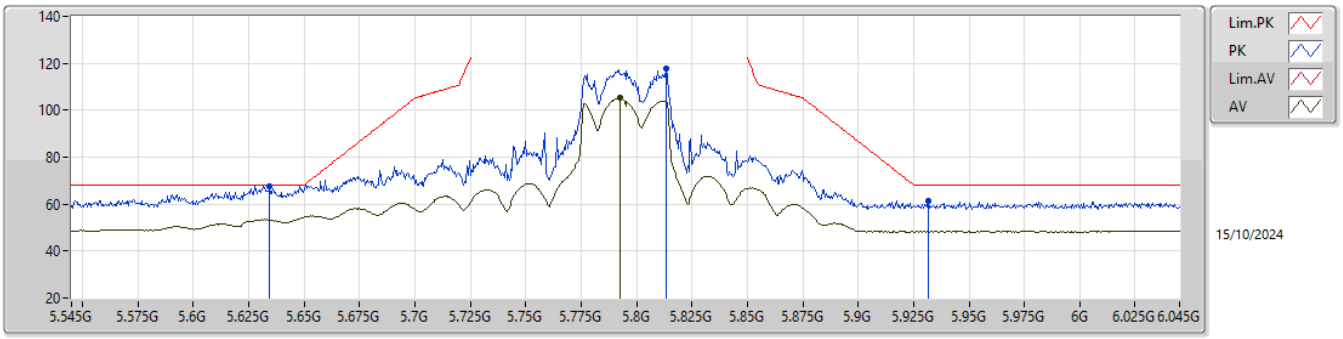

EUT Z_2TX
Setting 21.5
01-D-P-5-10

Type	Freq	Level	Limit	Margin	Raw	Dist	Condition	Azimuth	Height	Comment	AF	CL	PA
	(Hz)	(dBuV/m)	(dBuV/m)	(dB)	(dBuV)	(m)		(°)	(m)		(dB)	(dB)	(dB)
PK	5.6345G	67.82	68.20	-0.38	60.19	3	Vertical	279	2.29	-	32.94	7.14	32.45
PK	5.8135G	117.67	Inf	-Inf	108.93	3	Vertical	279	2.29	-	33.83	7.36	32.45
AV	5.7925G	105.22	Inf	-Inf	96.57	3	Vertical	279	2.29	-	33.76	7.34	32.45
PK	5.9315G	61.13	68.20	-7.07	52.02	3	Vertical	279	2.29	-	34.10	7.45	32.44

5.725-5.85GHz_802.11be EHT40_Nss1,(MCS0)_2TX

5795MHz_TX

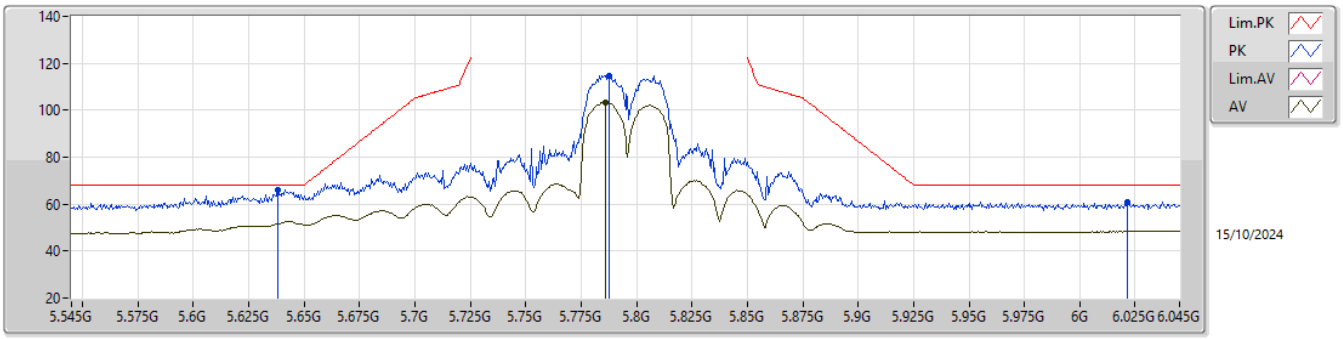

EUT Z_2TX
Setting 21.5
01-D-P-5-10

Type	Freq	Level	Limit	Margin	Raw	Dist	Condition	Azimuth	Height	Comment	AF	CL	PA
	(Hz)	(dBuV/m)	(dBuV/m)	(dB)	(dBuV)	(m)		(°)	(m)		(dB)	(dB)	(dB)
PK	5.638G	66.24	68.20	-1.96	58.59	3	Horizontal	89	1.05	-	32.95	7.15	32.45
PK	5.7875G	114.79	Inf	-Inf	106.19	3	Horizontal	89	1.05	-	33.72	7.33	32.45
AV	5.786G	103.31	Inf	-Inf	94.71	3	Horizontal	89	1.05	-	33.72	7.33	32.45
PK	6.0215G	60.78	68.20	-7.42	51.57	3	Horizontal	89	1.05	-	34.14	7.51	32.44

5.725-5.85GHz_802.11be EHT40_Nss1,(MCS0)_2TX

5795MHz_TX

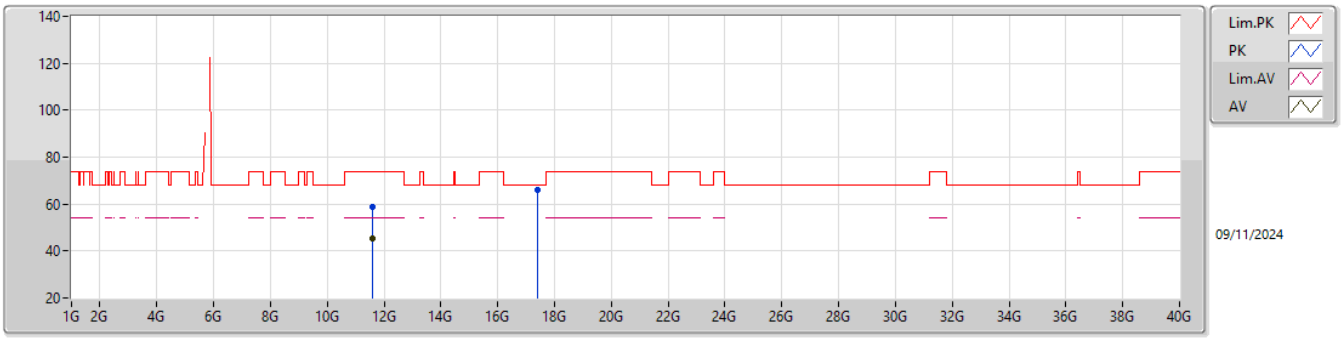

EUT Z_2TX
Setting 21.5
01-C-V-1

Type	Freq	Level	Limit	Margin	Raw	Dist	Condition	Azimuth	Height	Comment	AF	CL	PA
	(Hz)	(dBuV/m)	(dBuV/m)	(dB)	(dBuV)	(m)		(°)	(m)		(dB)	(dB)	(dB)
PK	11.57716G	58.89	74.00	-15.11	40.62	3	Vertical	134	1.95	-	38.95	11.93	32.61
AV	11.575G	45.34	54.00	-8.66	27.07	3	Vertical	134	1.95	-	38.95	11.93	32.61
PK	17.38236G	65.79	68.20	-2.41	41.65	3	Vertical	212	1.95	-	41.93	14.05	31.84

5.725-5.85GHz_802.11be EHT40_Nss1,(MCS0)_2TX

5795MHz_TX

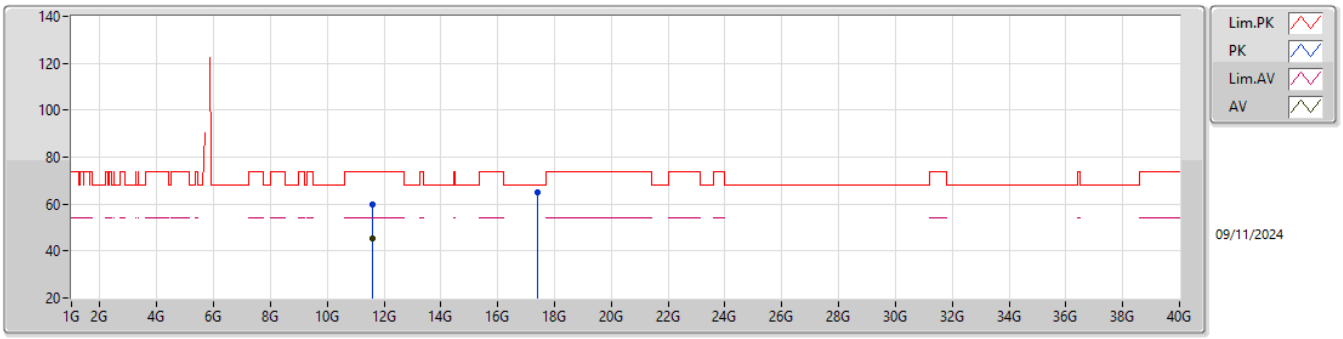

EUT Z_2TX
Setting 21.5
01-C-V-1

Type	Freq	Level	Limit	Margin	Raw	Dist	Condition	Azimuth	Height	Comment	AF	CL	PA
	(Hz)	(dBuV/m)	(dBuV/m)	(dB)	(dBuV)	(m)		(°)	(m)		(dB)	(dB)	(dB)
PK	11.58046G	60.07	74.00	-13.93	41.82	3	Horizontal	112	1.42	-	38.94	11.93	32.62
AV	11.57503G	45.38	54.00	-8.62	27.11	3	Horizontal	112	1.42	-	38.95	11.93	32.61
PK	17.38887G	65.25	68.20	-2.95	41.07	3	Horizontal	357	1.97	-	41.96	14.05	31.83

5.15-5.25GHz_802.11be EHT80_Nss1,(MCS0)_2TX

5210MHz_TX

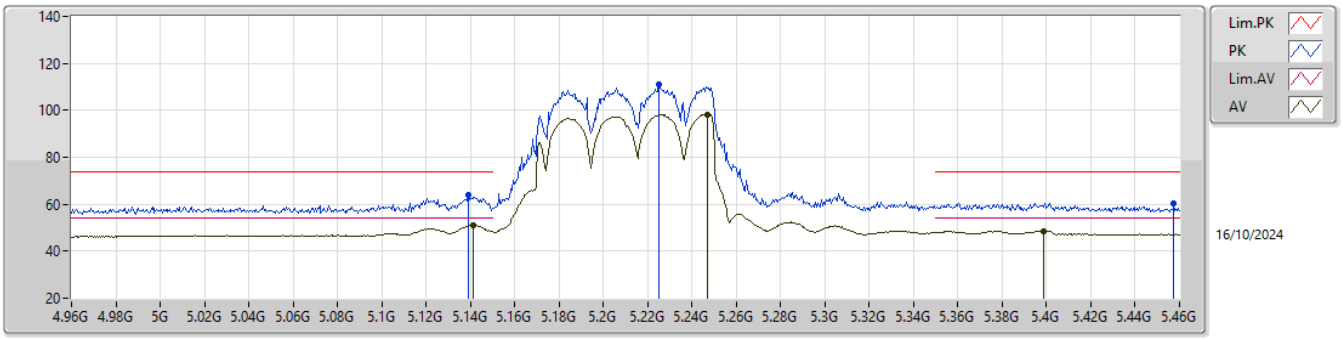

EUT Z_2TX
Setting 19
01-D-J-10-10

Type	Freq	Level	Limit	Margin	Raw	Dist	Condition	Azimuth	Height	Comment	AF	CL	PA
	(Hz)	(dBuV/m)	(dBuV/m)	(dB)	(dBuV)	(m)		(°)	(m)		(dB)	(dB)	(dB)
PK	5.139G	63.83	74.00	-10.17	56.58	3	Vertical	99	1.80	-	33.16	6.64	32.55
AV	5.141G	51.18	54.00	-2.82	43.93	3	Vertical	99	1.80	-	33.16	6.64	32.55
PK	5.225G	111.20	Inf	-Inf	104.04	3	Vertical	99	1.80	-	33.05	6.64	32.53
AV	5.247G	98.28	Inf	-Inf	91.14	3	Vertical	99	1.80	-	33.01	6.65	32.52
PK	5.4575G	60.27	74.00	-13.73	53.17	3	Vertical	99	1.80	-	32.73	6.84	32.47
AV	5.3985G	48.61	54.00	-5.39	41.56	3	Vertical	99	1.80	-	32.80	6.73	32.48

5.15-5.25GHz_802.11be EHT80_Nss1,(MCS0)_2TX

5210MHz_TX

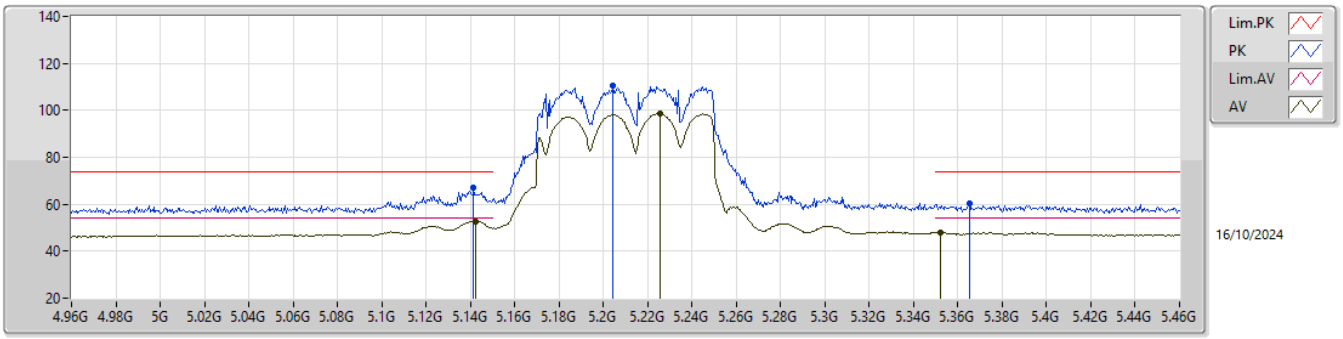

EUT Z_2TX
Setting 19
01-D-J-10-10

Type	Freq	Level	Limit	Margin	Raw	Dist	Condition	Azimuth	Height	Comment	AF	CL	PA
	(Hz)	(dBuV/m)	(dBuV/m)	(dB)	(dBuV)	(m)		(°)	(m)		(dB)	(dB)	(dB)
PK	5.1415G	67.21	74.00	-6.79	59.95	3	Horizontal	265	1.03	-	33.17	6.64	32.55
AV	5.1425G	52.64	54.00	-1.36	45.38	3	Horizontal	265	1.03	-	33.17	6.64	32.55
PK	5.2045G	110.31	Inf	-Inf	103.12	3	Horizontal	265	1.03	-	33.09	6.63	32.53
AV	5.2255G	98.65	Inf	-Inf	91.49	3	Horizontal	265	1.03	-	33.05	6.64	32.53
PK	5.3655G	60.58	74.00	-13.42	53.56	3	Horizontal	265	1.03	-	32.80	6.71	32.49
AV	5.352G	47.91	54.00	-6.09	40.90	3	Horizontal	265	1.03	-	32.80	6.71	32.50

5.15-5.25GHz_802.11be EHT80_Nss1,(MCS0)_2TX

5210MHz_TX

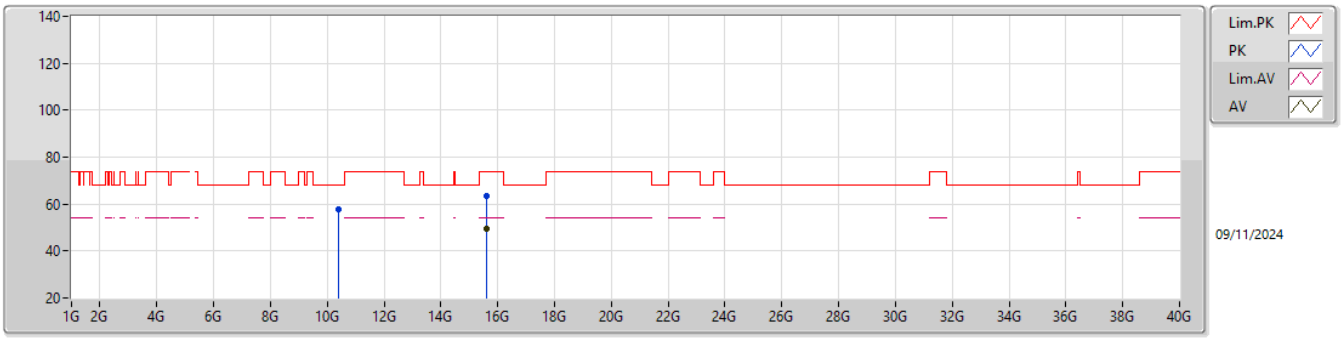

EUT Z_2TX
Setting 19
01-C-V-1

Type	Freq	Level	Limit	Margin	Raw	Dist	Condition	Azimuth	Height	Comment	AF	CL	PA
	(Hz)	(dBuV/m)	(dBuV/m)	(dB)	(dBuV)	(m)		(°)	(m)		(dB)	(dB)	(dB)
PK	10.41175G	57.54	68.20	-10.66	40.57	3	Vertical	211	1.86	-	38.72	10.74	32.49
PK	15.61824G	63.43	74.00	-10.57	44.27	3	Vertical	77	1.80	-	38.29	13.61	32.74
AV	15.61674G	49.54	54.00	-4.46	30.37	3	Vertical	77	1.80	-	38.30	13.61	32.74

5.15-5.25GHz_802.11be EHT80_Nss1,(MCS0)_2TX

5210MHz_TX

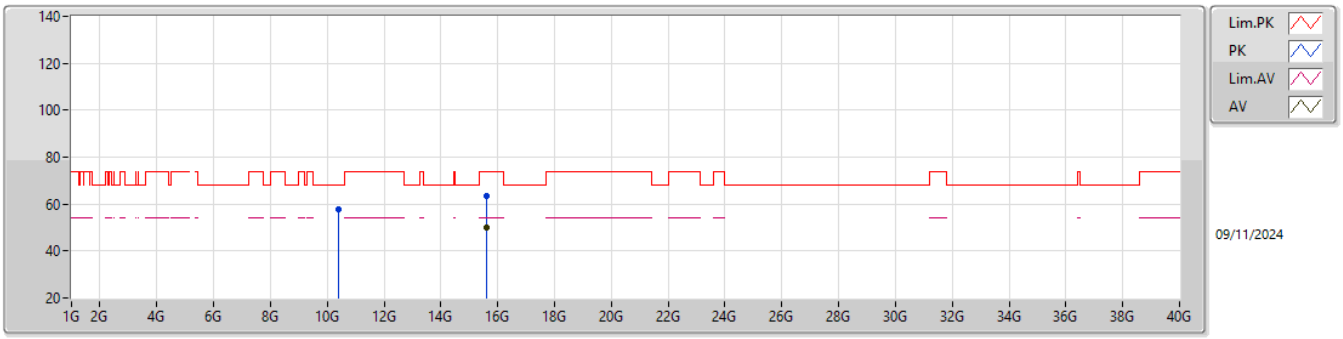

EUT Z_2TX
Setting 19
01-C-V-1

Type	Freq	Level	Limit	Margin	Raw	Dist	Condition	Azimuth	Height	Comment	AF	CL	PA
	(Hz)	(dBuV/m)	(dBuV/m)	(dB)	(dBuV)	(m)		(°)	(m)		(dB)	(dB)	(dB)
PK	10.40884G	57.88	68.20	-10.32	40.91	3	Horizontal	148	1.80	-	38.72	10.74	32.49
PK	15.6216G	63.50	74.00	-10.50	44.36	3	Horizontal	160	1.40	-	38.27	13.61	32.74
AV	15.61677G	49.78	54.00	-4.22	30.61	3	Horizontal	160	1.40	-	38.30	13.61	32.74

5.25-5.35GHz_802.11be EHT80_Nss1,(MCS0)_2TX

5290MHz_TX

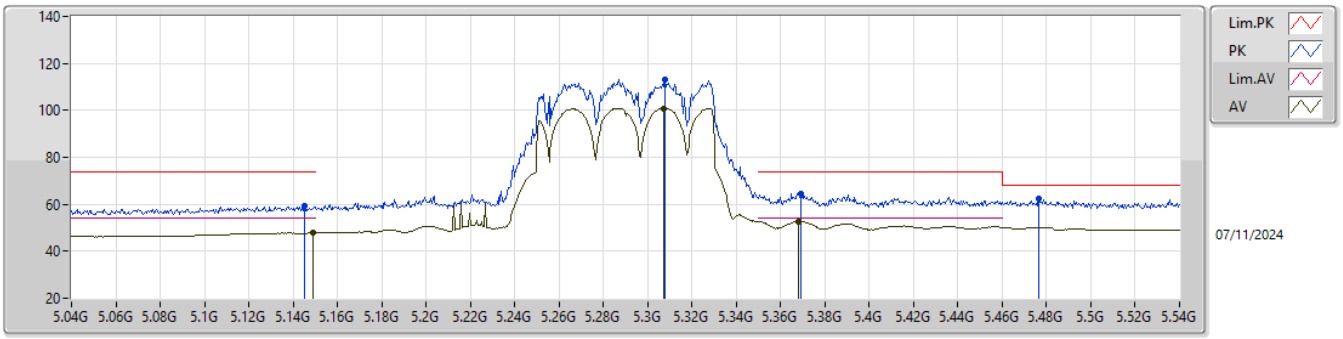

EUT Z_2TX
Setting 20
03-V-V-1-10

Type	Freq	Level	Limit	Margin	Raw	Dist	Condition	Azimuth	Height	Comment	AF	CL	PA
	(Hz)	(dBuV/m)	(dBuV/m)	(dB)	(dBuV)	(m)		(°)	(m)		(dB)	(dB)	(dB)
PK	5.145G	59.35	74.00	-14.65	53.20	3	Vertical	98	2.06	-	33.97	7.48	35.30
AV	5.149G	47.88	54.00	-6.12	41.70	3	Vertical	98	2.06	-	33.99	7.49	35.30
PK	5.308G	112.92	Inf	-Inf	106.12	3	Vertical	98	2.06	-	34.32	7.75	35.27
AV	5.3075G	100.93	Inf	-Inf	94.15	3	Vertical	98	2.06	-	34.31	7.74	35.27
PK	5.369G	64.62	74.00	-9.38	57.62	3	Vertical	98	2.06	-	34.44	7.82	35.26
AV	5.368G	52.77	54.00	-1.23	45.77	3	Vertical	98	2.06	-	34.44	7.82	35.26
PK	5.4765G	62.18	68.20	-6.02	55.11	3	Vertical	98	2.06	-	34.55	7.76	35.24

5.25-5.35GHz_802.11be EHT80_Nss1,(MCS0)_2TX

5290MHz_TX

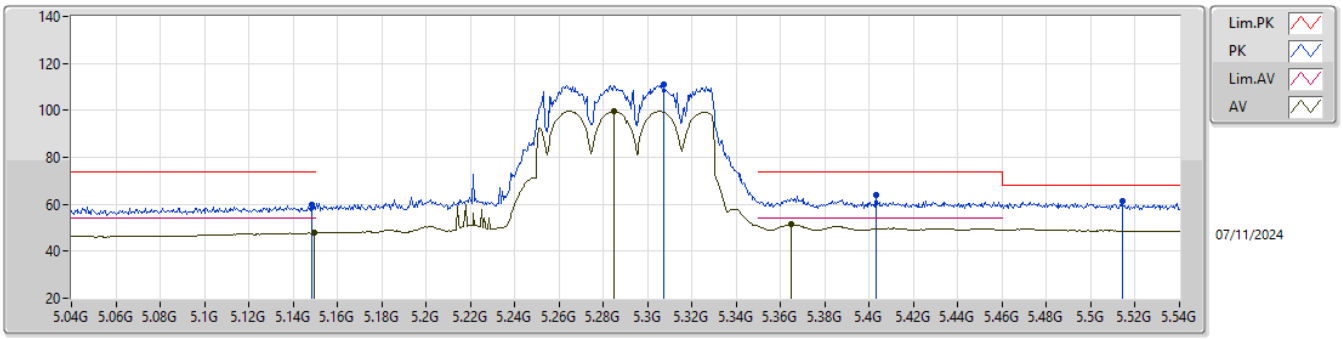

EUT Z_2TX
Setting 20
03-V-V-1-10

Type	Freq	Level	Limit	Margin	Raw	Dist	Condition	Azimuth	Height	Comment	AF	CL	PA
	(Hz)	(dBuV/m)	(dBuV/m)	(dB)	(dBuV)	(m)		(°)	(m)		(dB)	(dB)	(dB)
PK	5.1485G	59.63	74.00	-14.37	53.45	3	Horizontal	268	1.01	-	33.99	7.49	35.30
AV	5.1495G	47.86	54.00	-6.14	41.67	3	Horizontal	268	1.01	-	34.00	7.49	35.30
PK	5.3075G	110.91	Inf	-Inf	104.13	3	Horizontal	268	1.01	-	34.31	7.74	35.27
AV	5.285G	99.60	Inf	-Inf	92.92	3	Horizontal	268	1.01	-	34.24	7.72	35.28
PK	5.403G	64.22	74.00	-9.78	57.12	3	Horizontal	268	1.01	-	34.50	7.86	35.26
AV	5.3645G	51.41	54.00	-2.59	44.42	3	Horizontal	268	1.01	-	34.43	7.82	35.26
PK	5.514G	61.40	68.20	-6.80	54.38	3	Horizontal	268	1.01	-	34.54	7.72	35.24

5.25-5.35GHz_802.11be EHT80_Nss1,(MCS0)_2TX

5290MHz_TX

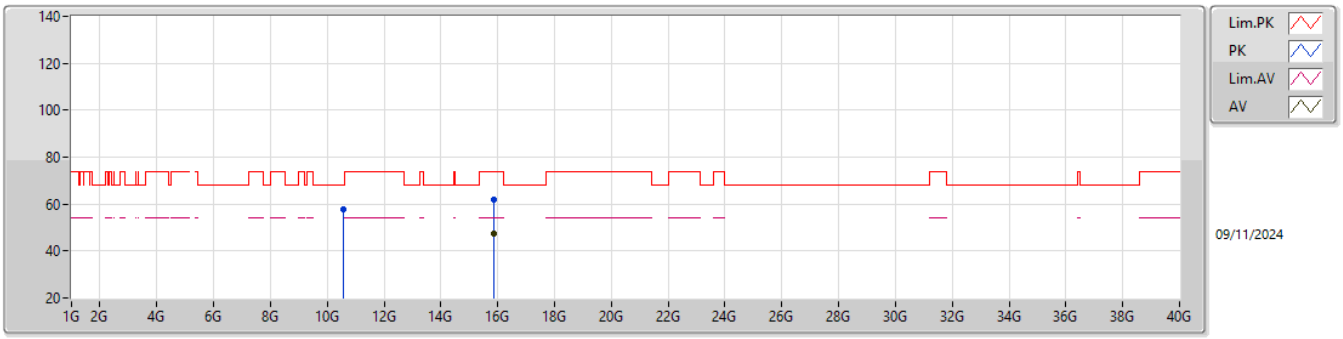

EUT Z_2TX
Setting 20
01-C-V-1

Type	Freq	Level	Limit	Margin	Raw	Dist	Condition	Azimuth	Height	Comment	AF	CL	PA
	(Hz)	(dBuV/m)	(dBuV/m)	(dB)	(dBuV)	(m)		(°)	(m)		(dB)	(dB)	(dB)
PK	10.56515G	57.99	68.20	-10.21	40.40	3	Vertical	204	1.75	-	39.10	10.90	32.41
PK	15.87453G	61.79	74.00	-12.21	42.43	3	Vertical	207	1.10	-	38.50	13.64	32.78
AV	15.85641G	47.32	54.00	-6.68	28.03	3	Vertical	207	1.10	-	38.43	13.64	32.78

5.25-5.35GHz_802.11be EHT80_Nss1,(MCS0)_2TX

5290MHz_TX

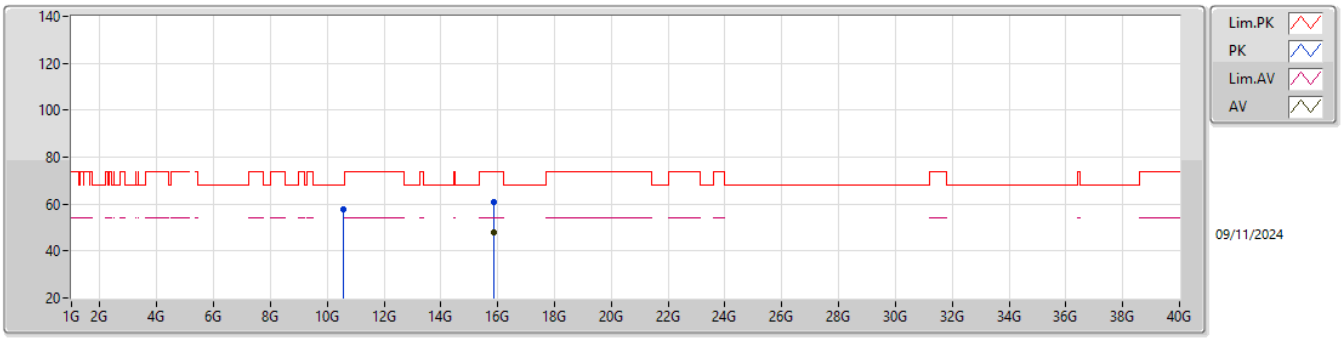

EUT Z_2TX
Setting 20
01-C-V-1

Type	Freq	Level	Limit	Margin	Raw	Dist	Condition	Azimuth	Height	Comment	AF	CL	PA
	(Hz)	(dBuV/m)	(dBuV/m)	(dB)	(dBuV)	(m)		(°)	(m)		(dB)	(dB)	(dB)
PK	10.57781G	57.79	68.20	-10.41	40.19	3	Horizontal	171	1.57	-	39.10	10.91	32.41
PK	15.86841G	61.09	74.00	-12.91	41.76	3	Horizontal	0	1.80	-	38.47	13.64	32.78
AV	15.85635G	47.76	54.00	-6.24	28.47	3	Horizontal	0	1.80	-	38.43	13.64	32.78

5.47-5.725GHz_802.11be EHT80_Nss1,(MCS0)_2TX

5530MHz_TX

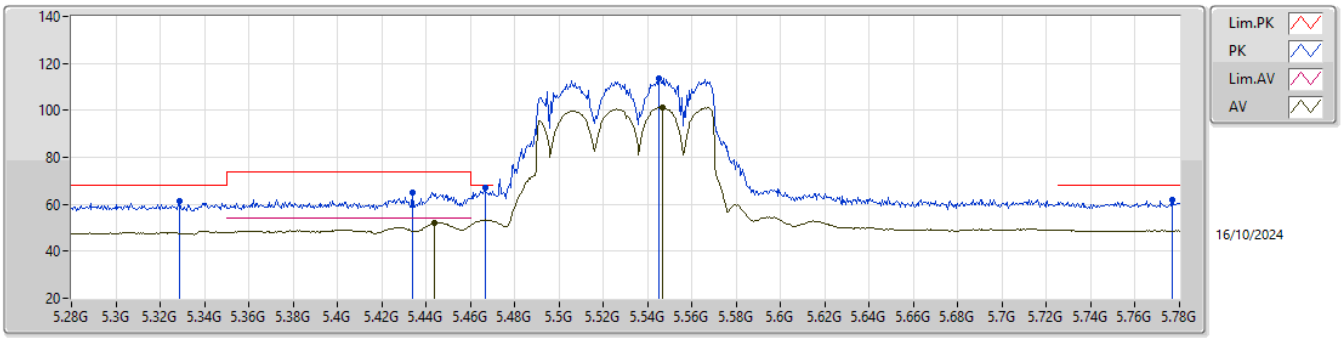

EUT Z_2TX
Setting 20.5
01-D-J-10-10

Type	Freq	Level	Limit	Margin	Raw	Dist	Condition	Azimuth	Height	Comment	AF	CL	PA
	(Hz)	(dBuV/m)	(dBuV/m)	(dB)	(dBuV)	(m)		(°)	(m)		(dB)	(dB)	(dB)
PK	5.329G	61.18	68.20	-7.02	54.15	3	Vertical	272	2.36	-	32.84	6.69	32.50
PK	5.434G	64.98	74.00	-9.02	57.94	3	Vertical	272	2.36	-	32.73	6.79	32.48
AV	5.444G	52.28	54.00	-1.72	45.23	3	Vertical	272	2.36	-	32.71	6.81	32.47
PK	5.4665G	67.06	68.20	-1.14	59.91	3	Vertical	272	2.36	-	32.77	6.85	32.47
PK	5.545G	113.81	Inf	-Inf	106.46	3	Vertical	272	2.36	-	32.81	7.00	32.46
AV	5.5465G	101.33	Inf	-Inf	93.98	3	Vertical	272	2.36	-	32.81	7.00	32.46
PK	5.7765G	61.92	68.20	-6.28	53.39	3	Vertical	272	2.36	-	33.66	7.32	32.45

5.47-5.725GHz_802.11be EHT80_Nss1,(MCS0)_2TX

5530MHz_TX

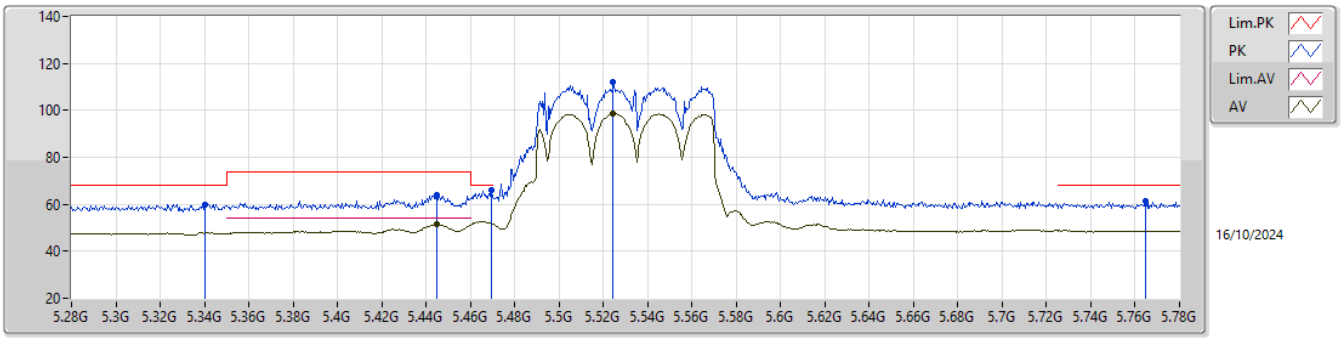

EUT Z_2TX
Setting 20.5
01-D-J-10-10

Type	Freq	Level	Limit	Margin	Raw	Dist	Condition	Azimuth	Height	Comment	AF	CL	PA
	(Hz)	(dBuV/m)	(dBuV/m)	(dB)	(dBuV)	(m)		(°)	(m)		(dB)	(dB)	(dB)
PK	5.3405G	60.01	68.20	-8.19	52.99	3	Horizontal	267	1.00	-	32.82	6.70	32.50
PK	5.445G	64.19	74.00	-9.81	57.14	3	Horizontal	267	1.00	-	32.71	6.81	32.47
AV	5.445G	51.65	54.00	-2.35	44.60	3	Horizontal	267	1.00	-	32.71	6.81	32.47
PK	5.4695G	65.85	68.20	-2.35	58.68	3	Horizontal	267	1.00	-	32.78	6.86	32.47
PK	5.5245G	112.15	Inf	-Inf	104.80	3	Horizontal	267	1.00	-	32.85	6.96	32.46
AV	5.5245G	98.62	Inf	-Inf	91.27	3	Horizontal	267	1.00	-	32.85	6.96	32.46
PK	5.7645G	61.40	68.20	-6.80	52.95	3	Horizontal	267	1.00	-	33.59	7.31	32.45

5.47-5.725GHz_802.11be EHT80_Nss1,(MCS0)_2TX

5530MHz_TX

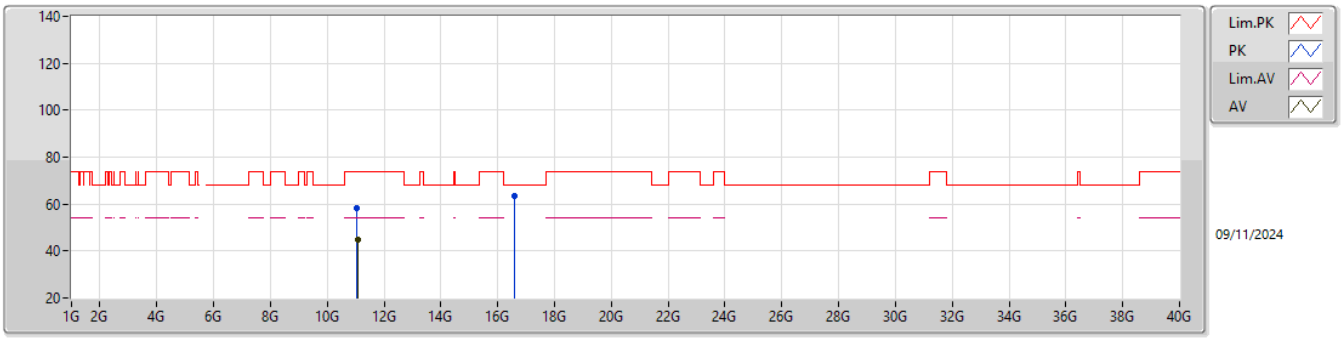

EUT Z_2TX
Setting 20.5
01-C-V-1

Type	Freq	Level	Limit	Margin	Raw	Dist	Condition	Azimuth	Height	Comment	AF	CL	PA
	(Hz)	(dBuV/m)	(dBuV/m)	(dB)	(dBuV)	(m)		(°)	(m)		(dB)	(dB)	(dB)
PK	11.04926G	58.21	74.00	-15.79	40.26	3	Vertical	207	1.10	-	39.00	11.39	32.44
AV	11.07497G	44.76	54.00	-9.24	26.79	3	Vertical	207	1.10	-	39.00	11.42	32.45
PK	16.593G	63.38	68.20	-4.82	42.35	3	Vertical	0	1.80	-	39.60	13.82	32.39

5.47-5.725GHz_802.11be EHT80_Nss1,(MCS0)_2TX

5530MHz_TX

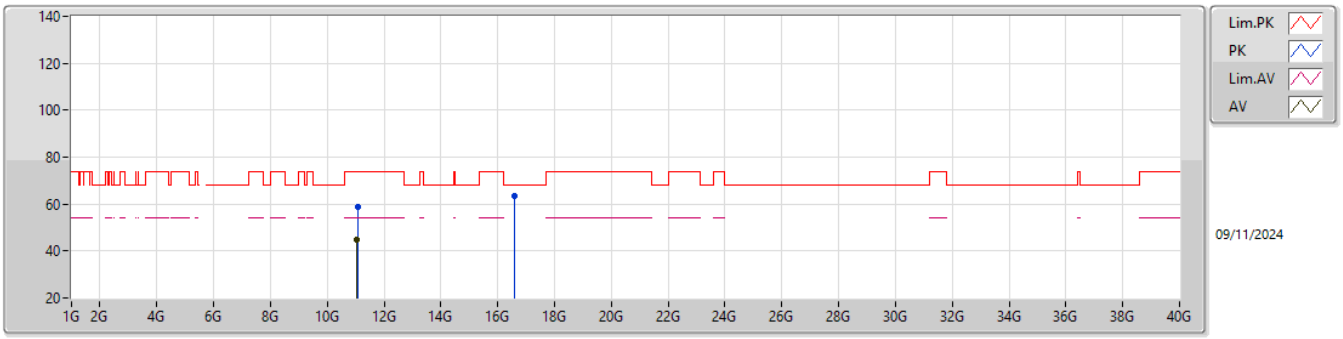

EUT Z_2TX
Setting 20.5
01-C-V-1

Type	Freq	Level	Limit	Margin	Raw	Dist	Condition	Azimuth	Height	Comment	AF	CL	PA
	(Hz)	(dBuV/m)	(dBuV/m)	(dB)	(dBuV)	(m)		(°)	(m)		(dB)	(dB)	(dB)
PK	11.066G	58.76	74.00	-15.24	40.80	3	Horizontal	207	1.10	-	39.00	11.41	32.45
AV	11.04701G	44.83	54.00	-9.17	26.87	3	Horizontal	207	1.10	-	39.01	11.39	32.44
PK	16.58715G	63.53	68.20	-4.67	42.50	3	Horizontal	274	1.80	-	39.60	13.82	32.39

5.47-5.725GHz_802.11be EHT80_Nss1,(MCS0)_2TX

5610MHz_TX

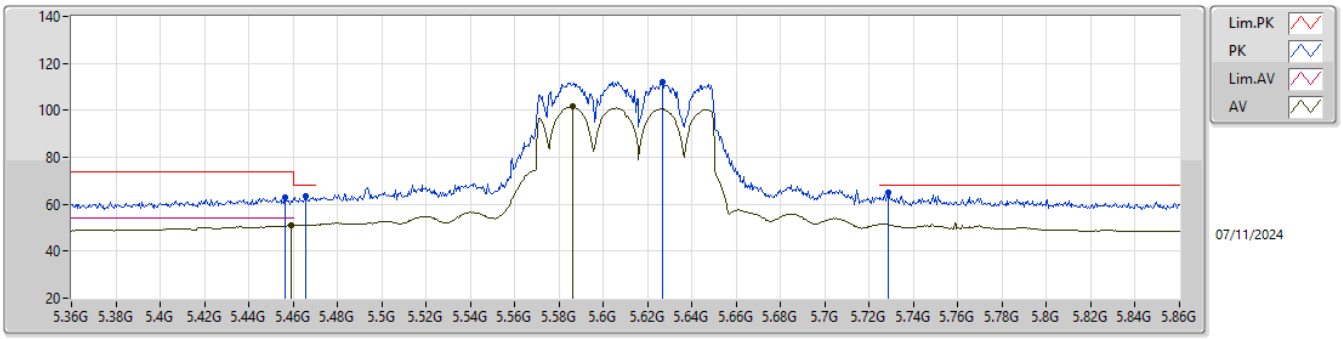

EUT Z_2TX
Setting 20
03-V-V-1-10

Type	Freq	Level	Limit	Margin	Raw	Dist	Condition	Azimuth	Height	Comment	AF	CL	PA
	(Hz)	(dBuV/m)	(dBuV/m)	(dB)	(dBuV)	(m)		(°)	(m)		(dB)	(dB)	(dB)
PK	5.4565G	63.07	74.00	-10.93	56.02	3	Vertical	268	2.20	-	34.51	7.79	35.25
AV	5.459G	50.86	54.00	-3.14	43.80	3	Vertical	268	2.20	-	34.52	7.79	35.25
PK	5.4655G	63.56	68.20	-4.64	56.50	3	Vertical	268	2.20	-	34.53	7.78	35.25
PK	5.6265G	112.29	Inf	-Inf	105.61	3	Vertical	268	2.20	-	34.25	7.66	35.23
AV	5.586G	101.47	Inf	-Inf	94.74	3	Vertical	268	2.20	-	34.33	7.63	35.23
PK	5.7285G	64.80	68.20	-3.40	58.03	3	Vertical	268	2.20	-	34.16	7.83	35.22

5.47-5.725GHz_802.11be EHT80_Nss1,(MCS0)_2TX

5610MHz_TX

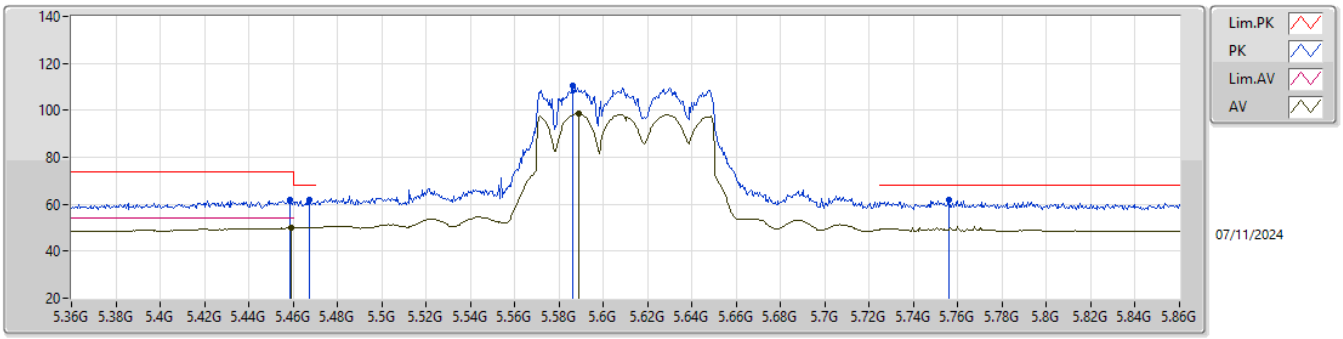

EUT Z_2TX
Setting 20
03-V-V-1-10

Type	Freq	Level	Limit	Margin	Raw	Dist	Condition	Azimuth	Height	Comment	AF	CL	PA
	(Hz)	(dBuV/m)	(dBuV/m)	(dB)	(dBuV)	(m)		(°)	(m)		(dB)	(dB)	(dB)
PK	5.4585G	62.06	74.00	-11.94	55.00	3	Horizontal	269	2.21	-	34.52	7.79	35.25
AV	5.459G	49.94	54.00	-4.06	42.88	3	Horizontal	269	2.21	-	34.52	7.79	35.25
PK	5.4675G	61.86	68.20	-6.34	54.80	3	Horizontal	269	2.21	-	34.53	7.78	35.25
PK	5.586G	110.26	Inf	-Inf	103.53	3	Horizontal	269	2.21	-	34.33	7.63	35.23
AV	5.589G	98.54	Inf	-Inf	91.83	3	Horizontal	269	2.21	-	34.32	7.62	35.23
PK	5.756G	62.02	68.20	-6.18	55.15	3	Horizontal	269	2.21	-	34.20	7.88	35.21

5.47-5.725GHz_802.11be EHT80_Nss1,(MCS0)_2TX

5610MHz_TX

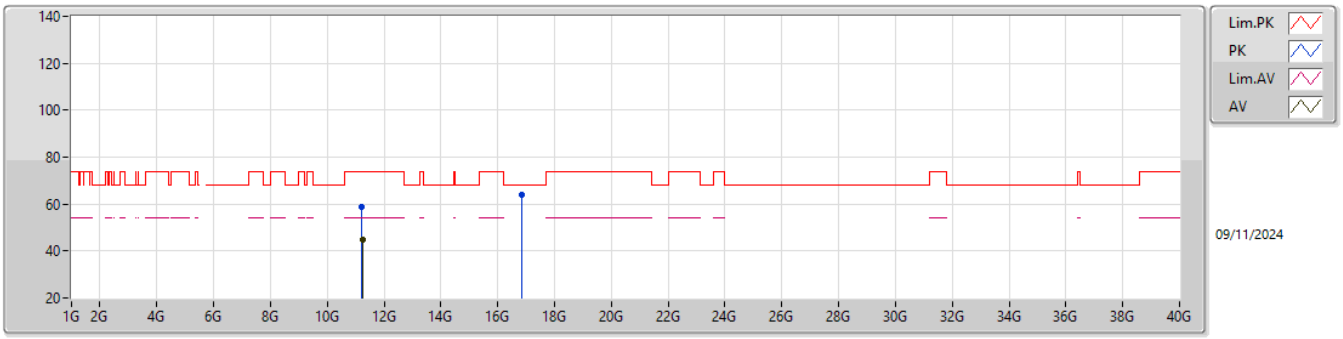

EUT Z_2TX
Setting 20
01-C-V-1

Type	Freq	Level	Limit	Margin	Raw	Dist	Condition	Azimuth	Height	Comment	AF	CL	PA
	(Hz)	(dBuV/m)	(dBuV/m)	(dB)	(dBuV)	(m)		(°)	(m)		(dB)	(dB)	(dB)
PK	11.22327G	58.59	74.00	-15.41	40.67	3	Vertical	2	1.64	-	38.85	11.57	32.50
AV	11.23305G	45.08	54.00	-8.92	27.13	3	Vertical	2	1.64	-	38.87	11.58	32.50
PK	16.82838G	63.78	68.20	-4.42	41.79	3	Vertical	96	1.80	-	40.31	13.89	32.21

5.47-5.725GHz_802.11be EHT80_Nss1,(MCS0)_2TX

5610MHz_TX

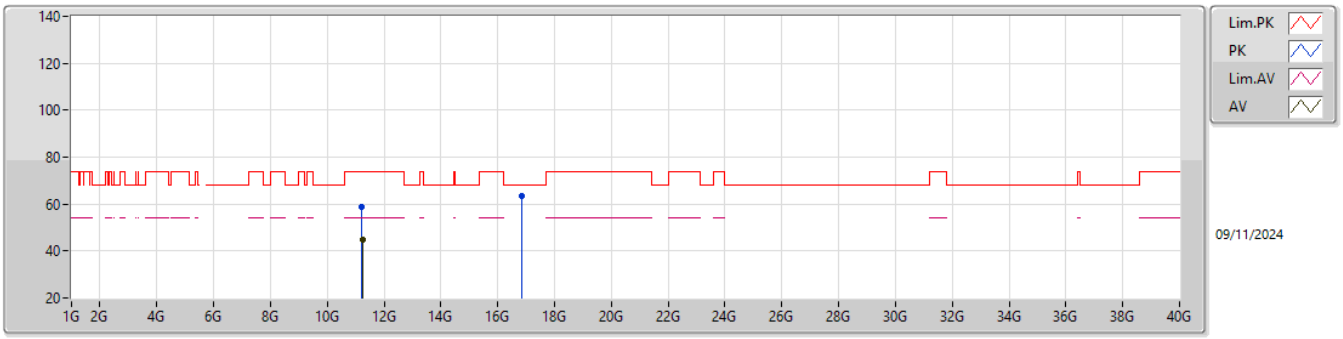

EUT Z_2TX
Setting 20
01-C-V-1

Type	Freq	Level	Limit	Margin	Raw	Dist	Condition	Azimuth	Height	Comment	AF	CL	PA
	(Hz)	(dBuV/m)	(dBuV/m)	(dB)	(dBuV)	(m)		(°)	(m)		(dB)	(dB)	(dB)
PK	11.22702G	58.74	74.00	-15.26	40.82	3	Horizontal	340	1.97	-	38.85	11.57	32.50
AV	11.23353G	45.04	54.00	-8.96	27.09	3	Horizontal	340	1.97	-	38.87	11.58	32.50
PK	16.84293G	63.58	68.20	-4.62	41.52	3	Horizontal	0	1.80	-	40.37	13.89	32.20

5.47-5.725GHz_802.11be EHT80_Nss1,(MCS0)_2TX

5690MHz Straddle 5.47-5.725GHz_TX

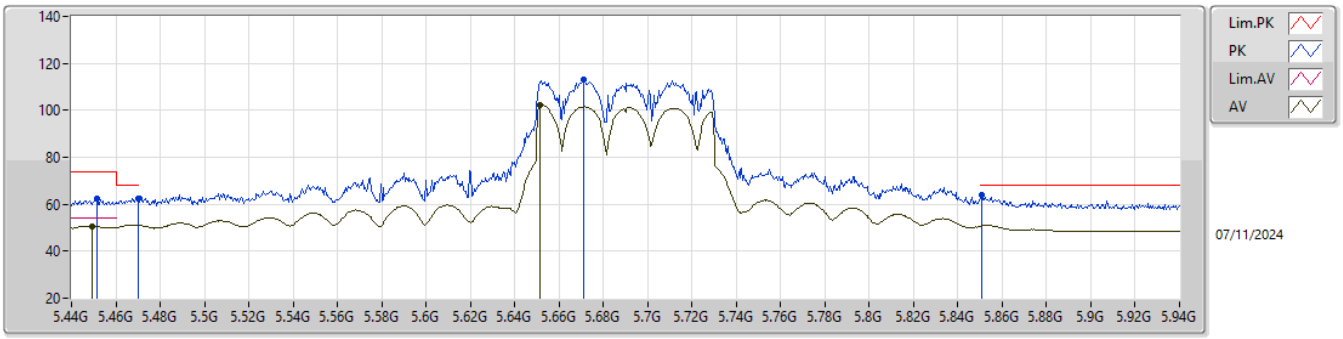

EUT Z_2TX
Setting 22
03-V-V-1-10

Type	Freq	Level	Limit	Margin	Raw	Dist	Condition	Azimuth	Height	Comment	AF	CL	PA
	(Hz)	(dBuV/m)	(dBuV/m)	(dB)	(dBuV)	(m)		(°)	(m)		(dB)	(dB)	(dB)
PK	5.4515G	62.66	74.00	-11.34	55.61	3	Vertical	268	2.92	-	34.50	7.80	35.25
AV	5.4495G	50.72	54.00	-3.28	43.67	3	Vertical	268	2.92	-	34.50	7.80	35.25
PK	5.47G	62.20	68.20	-6.00	55.14	3	Vertical	268	2.92	-	34.54	7.77	35.25
PK	5.671G	113.15	Inf	-Inf	106.48	3	Vertical	268	2.92	-	34.16	7.73	35.22
AV	5.6515G	102.47	Inf	-Inf	95.79	3	Vertical	268	2.92	-	34.20	7.70	35.22
PK	5.851G	63.97	68.20	-4.23	56.86	3	Vertical	268	2.92	-	34.30	8.01	35.20

5.47-5.725GHz_802.11be EHT80_Nss1,(MCS0)_2TX

5690MHz Straddle 5.47-5.725GHz_TX

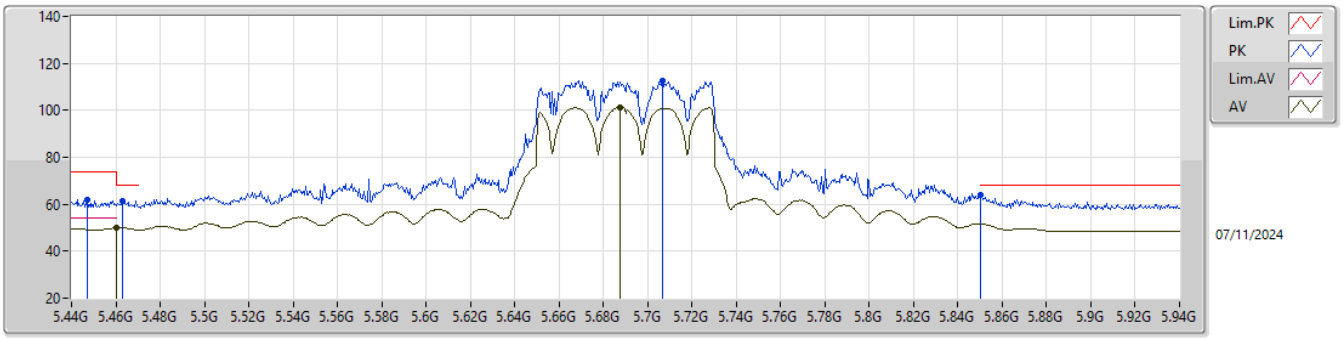

EUT Z_2TX
Setting 22
03-V-V-1-10

Type	Freq	Level	Limit	Margin	Raw	Dist	Condition	Azimuth	Height	Comment	AF	CL	PA
	(Hz)	(dBuV/m)	(dBuV/m)	(dB)	(dBuV)	(m)		(°)	(m)		(dB)	(dB)	(dB)
PK	5.447G	61.92	74.00	-12.08	54.87	3	Horizontal	264	1.06	-	34.50	7.80	35.25
PK	5.463G	61.24	68.20	-6.96	54.18	3	Horizontal	264	1.06	-	34.53	7.78	35.25
AV	5.46G	49.93	54.00	-4.07	42.87	3	Horizontal	264	1.06	-	34.52	7.79	35.25
PK	5.7065G	112.78	Inf	-Inf	106.09	3	Horizontal	264	1.06	-	34.11	7.80	35.22
AV	5.6875G	101.16	Inf	-Inf	94.50	3	Horizontal	264	1.06	-	34.12	7.76	35.22
PK	5.85G	64.14	68.20	-4.06	57.03	3	Horizontal	264	1.06	-	34.30	8.01	35.20

5.47-5.725GHz_802.11be EHT80_Nss1,(MCS0)_2TX

5690MHz Straddle 5.47-5.725GHz_TX

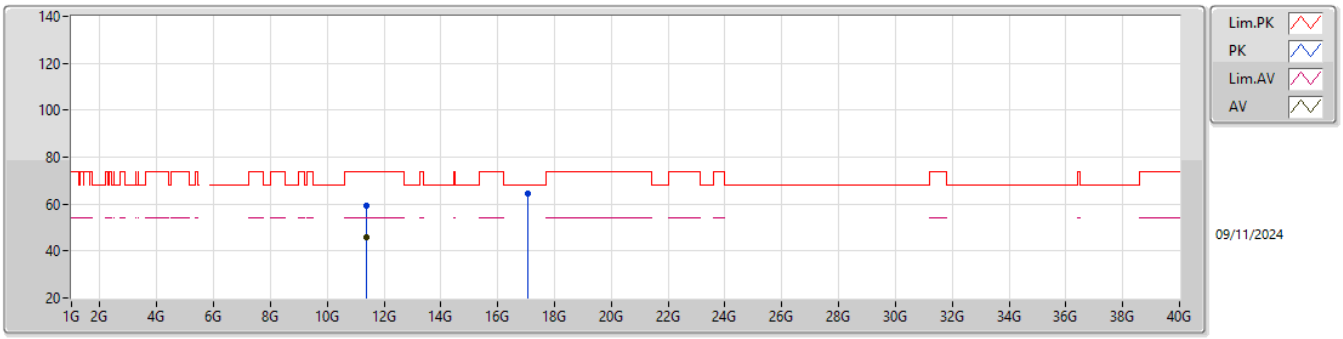

EUT Z_2TX
Setting 22
01-C-V-1

Type	Freq	Level	Limit	Margin	Raw	Dist	Condition	Azimuth	Height	Comment	AF	CL	PA
	(Hz)	(dBuV/m)	(dBuV/m)	(dB)	(dBuV)	(m)		(°)	(m)		(dB)	(dB)	(dB)
PK	11.36812G	59.54	74.00	-14.46	41.26	3	Vertical	290	2.49	-	39.10	11.72	32.54
AV	11.36644G	45.82	54.00	-8.18	27.55	3	Vertical	290	2.49	-	39.10	11.71	32.54
PK	17.07969G	64.30	68.20	-3.90	41.35	3	Vertical	355	1.80	-	41.02	13.96	32.03

5.47-5.725GHz_802.11be EHT80_Nss1,(MCS0)_2TX

5690MHz Straddle 5.47-5.725GHz_TX

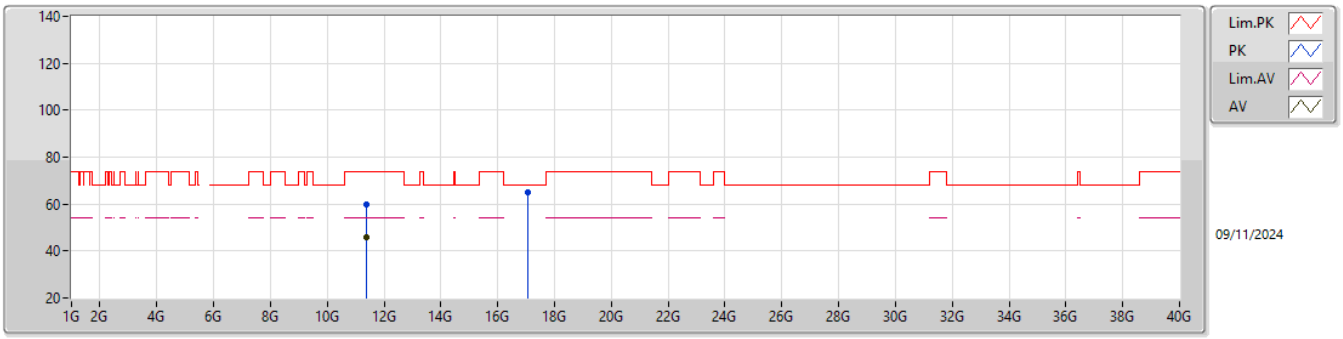

EUT Z_2TX
Setting 22
01-C-V-1

Type	Freq	Level	Limit	Margin	Raw	Dist	Condition	Azimuth	Height	Comment	AF	CL	PA
	(Hz)	(dBuV/m)	(dBuV/m)	(dB)	(dBuV)	(m)		(°)	(m)		(dB)	(dB)	(dB)
PK	11.37694G	59.92	74.00	-14.08	41.64	3	Horizontal	104	1.92	-	39.10	11.72	32.54
AV	11.36641G	45.87	54.00	-8.13	27.60	3	Horizontal	104	1.92	-	39.10	11.71	32.54
PK	17.06904G	65.07	68.20	-3.13	42.17	3	Horizontal	183	1.58	-	40.98	13.96	32.04

5.725-5.85GHz_802.11be EHT80_Nss1,(MCS0)_2TX

5775MHz_TX

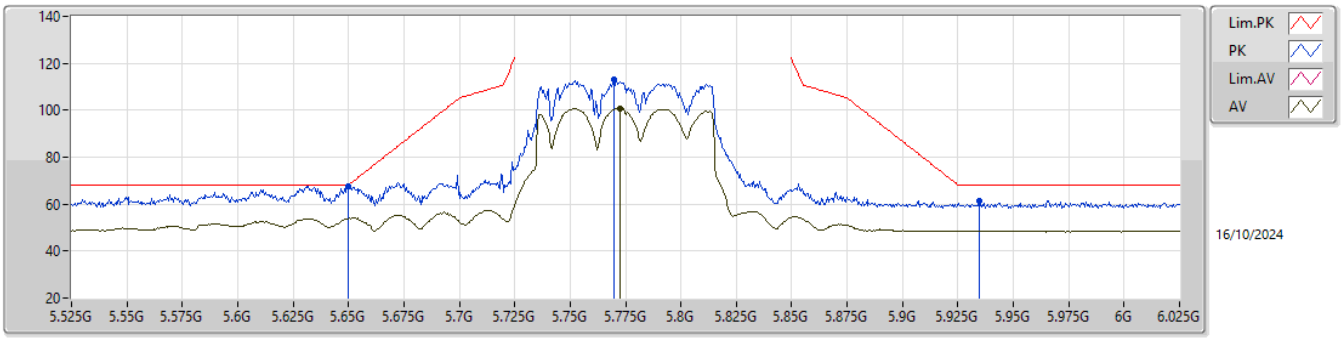

EUT Z_2TX
Setting 20
01-D-J-10-10

Type	Freq	Level	Limit	Margin	Raw	Dist	Condition	Azimuth	Height	Comment	AF	CL	PA
	(Hz)	(dBuV/m)	(dBuV/m)	(dB)	(dBuV)	(m)		(°)	(m)		(dB)	(dB)	(dB)
PK	5.65G	67.78	68.20	-0.42	60.07	3	Vertical	275	2.30	-	33.00	7.16	32.45
PK	5.77G	113.33	Inf	-Inf	104.85	3	Vertical	275	2.30	-	33.62	7.31	32.45
AV	5.7725G	100.92	Inf	-Inf	92.42	3	Vertical	275	2.30	-	33.63	7.32	32.45
PK	5.9345G	61.55	68.20	-6.65	52.44	3	Vertical	275	2.30	-	34.10	7.45	32.44

5.725-5.85GHz_802.11be EHT80_Nss1,(MCS0)_2TX

5775MHz_TX

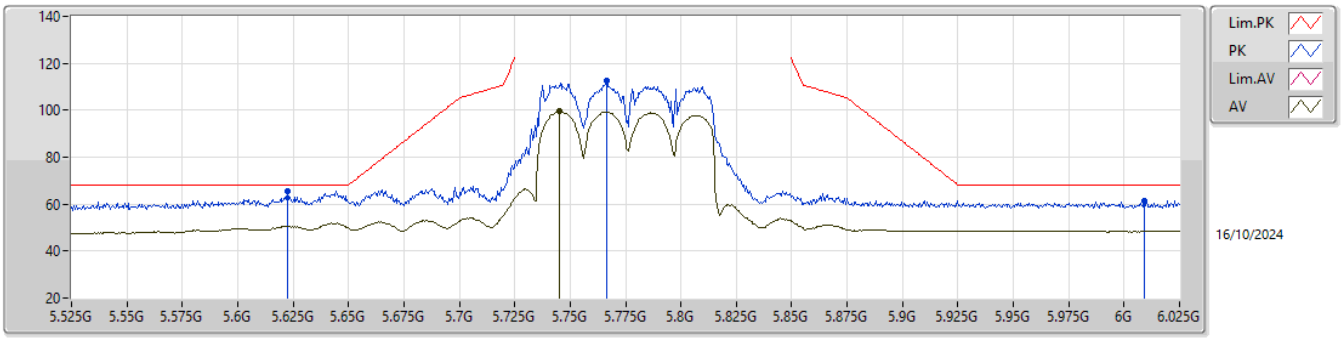

EUT Z_2TX
Setting 20
01-D-J-10-10

Type	Freq	Level	Limit	Margin	Raw	Dist	Condition	Azimuth	Height	Comment	AF	CL	PA
	(Hz)	(dBuV/m)	(dBuV/m)	(dB)	(dBuV)	(m)		(°)	(m)		(dB)	(dB)	(dB)
PK	5.6225G	65.65	68.20	-2.55	58.09	3	Horizontal	94	1.00	-	32.89	7.13	32.46
PK	5.7665G	112.44	Inf	-Inf	103.98	3	Horizontal	94	1.00	-	33.60	7.31	32.45
AV	5.745G	99.44	Inf	-Inf	91.13	3	Horizontal	94	1.00	-	33.48	7.28	32.45
PK	6.009G	61.62	68.20	-6.58	52.44	3	Horizontal	94	1.00	-	34.12	7.50	32.44

5.725-5.85GHz_802.11be EHT80_Nss1,(MCS0)_2TX

5775MHz_TX

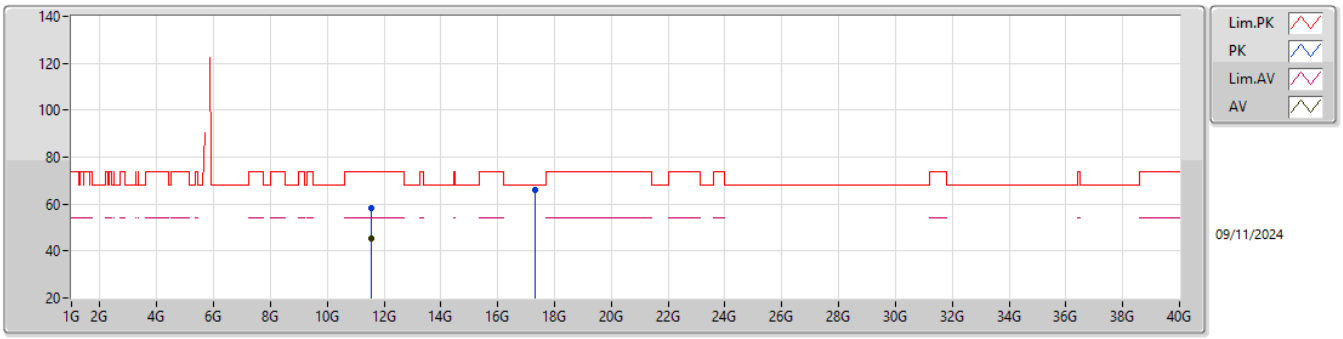

EUT Z_2TX
Setting 20
01-C-V-1

Type	Freq	Level	Limit	Margin	Raw	Dist	Condition	Azimuth	Height	Comment	AF	CL	PA
	(Hz)	(dBuV/m)	(dBuV/m)	(dB)	(dBuV)	(m)		(°)	(m)		(dB)	(dB)	(dB)
PK	11.56029G	58.23	74.00	-15.77	39.95	3	Vertical	274	1.85	-	38.98	11.91	32.61
AV	11.54793G	45.27	54.00	-8.73	26.97	3	Vertical	274	1.85	-	39.00	11.90	32.60
PK	17.31729G	65.82	68.20	-2.38	41.94	3	Vertical	102	1.77	-	41.73	14.03	31.88

5.725-5.85GHz_802.11be EHT80_Nss1,(MCS0)_2TX

5775MHz_TX

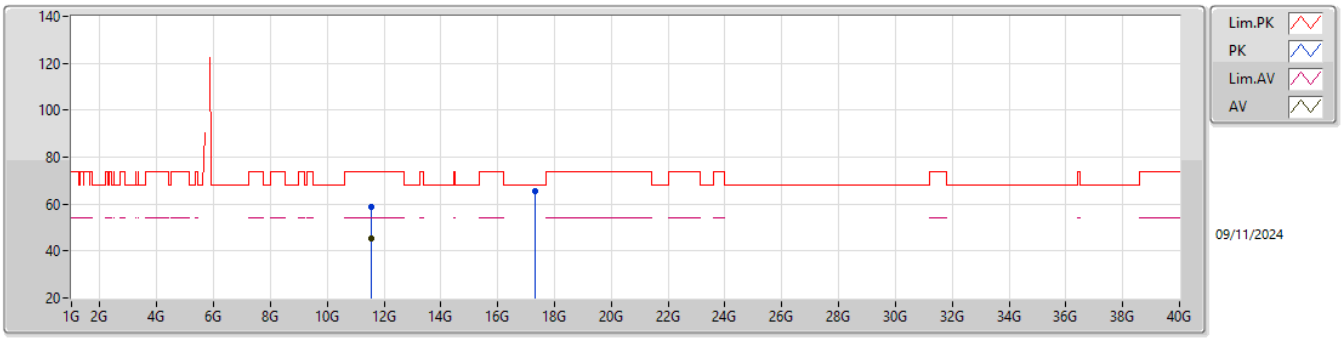

EUT Z_2TX
Setting 20
01-C-V-1

Type	Freq	Level	Limit	Margin	Raw	Dist	Condition	Azimuth	Height	Comment	AF	CL	PA
	(Hz)	(dBuV/m)	(dBuV/m)	(dB)	(dBuV)	(m)		(°)	(m)		(dB)	(dB)	(dB)
PK	11.56095G	58.89	74.00	-15.11	40.61	3	Horizontal	330	1.79	-	38.98	11.91	32.61
AV	11.55918G	45.38	54.00	-8.62	27.10	3	Horizontal	330	1.79	-	38.98	11.91	32.61
PK	17.31408G	65.76	68.20	-2.44	41.88	3	Horizontal	306	1.95	-	41.73	14.03	31.88

5.25-5.35GHz_802.11be EHT160_Nss1,(MCS0)_2TX

5250MHz Straddle 5.25-5.35GHz_TX

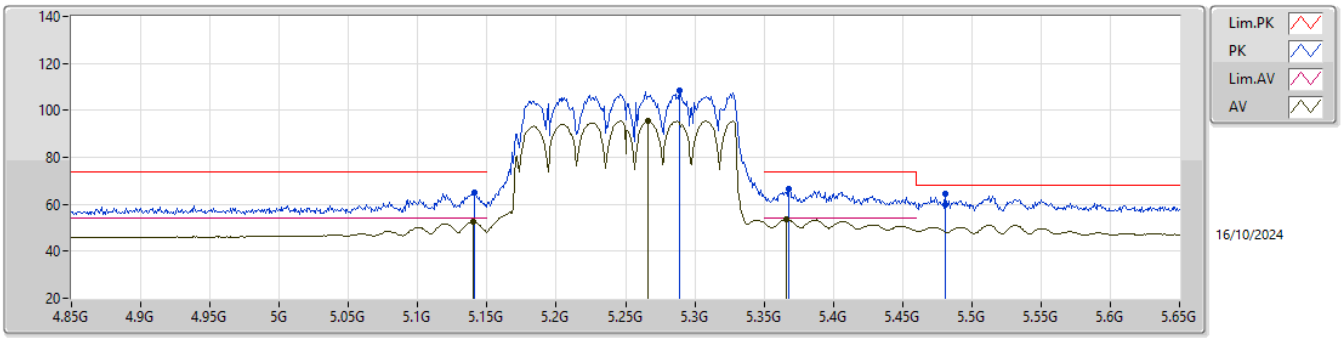

EUT Z_2TX
Setting 19.5
01-D-J-10-10

Type	Freq	Level	Limit	Margin	Raw	Dist	Condition	Azimuth	Height	Comment	AF	CL	PA
	(Hz)	(dBuV/m)	(dBuV/m)	(dB)	(dBuV)	(m)		(°)	(m)		(dB)	(dB)	(dB)
PK	5.1412G	64.77	74.00	-9.23	57.52	3	Vertical	94	1.80	-	33.16	6.64	32.55
AV	5.1404G	52.53	54.00	-1.47	45.28	3	Vertical	94	1.80	-	33.16	6.64	32.55
PK	5.2892G	108.48	Inf	-Inf	101.40	3	Vertical	94	1.80	-	32.92	6.67	32.51
AV	5.266G	95.40	Inf	-Inf	88.29	3	Vertical	94	1.80	-	32.97	6.66	32.52
PK	5.3676G	66.40	74.00	-7.60	59.38	3	Vertical	94	1.80	-	32.80	6.71	32.49
AV	5.366G	53.44	54.00	-0.56	46.42	3	Vertical	94	1.80	-	32.80	6.71	32.49
PK	5.4812G	64.41	68.20	-3.79	57.17	3	Vertical	94	1.80	-	32.82	6.88	32.46

5.25-5.35GHz_802.11be EHT160_Nss1,(MCS0)_2TX

5250MHz Straddle 5.25-5.35GHz_TX

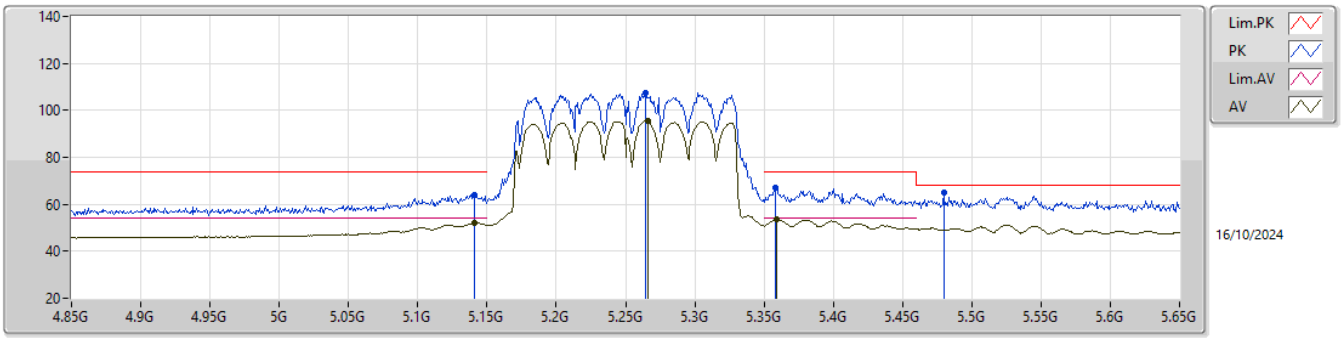

EUT Z_2TX
Setting 19.5
01-D-J-10-10

Type	Freq	Level	Limit	Margin	Raw	Dist	Condition	Azimuth	Height	Comment	AF	CL	PA
	(Hz)	(dBuV/m)	(dBuV/m)	(dB)	(dBuV)	(m)		(°)	(m)		(dB)	(dB)	(dB)
PK	5.1412G	63.88	74.00	-10.12	56.63	3	Horizontal	268	1.05	-	33.16	6.64	32.55
AV	5.1412G	52.11	54.00	-1.89	44.86	3	Horizontal	268	1.05	-	33.16	6.64	32.55
PK	5.2644G	107.62	Inf	-Inf	100.51	3	Horizontal	268	1.05	-	32.97	6.66	32.52
AV	5.266G	95.35	Inf	-Inf	88.24	3	Horizontal	268	1.05	-	32.97	6.66	32.52
PK	5.358G	66.85	74.00	-7.15	59.83	3	Horizontal	268	1.05	-	32.80	6.71	32.49
AV	5.3588G	53.62	54.00	-0.38	46.60	3	Horizontal	268	1.05	-	32.80	6.71	32.49
PK	5.4796G	65.25	68.20	-2.95	58.01	3	Horizontal	268	1.05	-	32.82	6.88	32.46

5.25-5.35GHz_802.11be EHT160_Nss1,(MCS0)_2TX

5250MHz Straddle 5.25-5.35GHz_TX

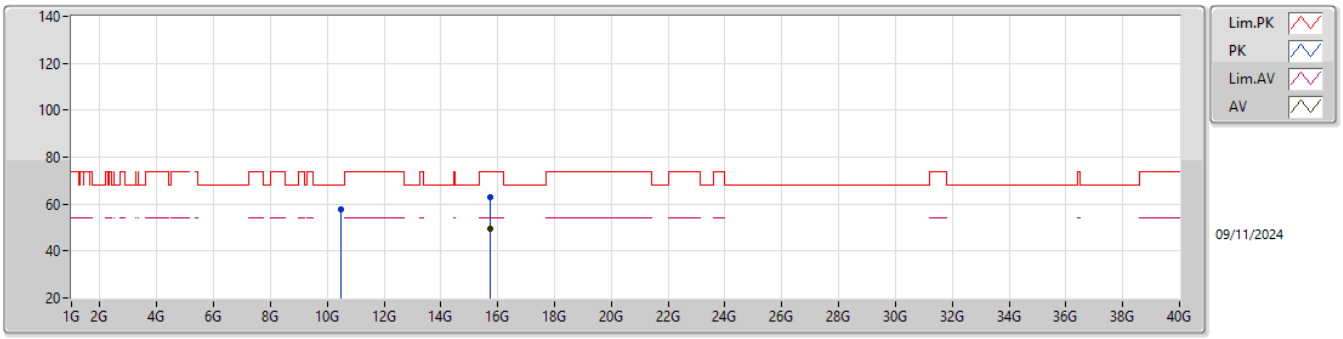

EUT Z_2TX
Setting 19.5
01-C-V-1

Type	Freq	Level	Limit	Margin	Raw	Dist	Condition	Azimuth	Height	Comment	AF	CL	PA
	(Hz)	(dBuV/m)	(dBuV/m)	(dB)	(dBuV)	(m)		(°)	(m)		(dB)	(dB)	(dB)
PK	10.48821G	57.56	68.20	-10.64	40.21	3	Vertical	306	1.67	-	38.95	10.82	32.42
PK	15.75486G	62.70	74.00	-11.30	43.43	3	Vertical	355	1.98	-	38.40	13.63	32.76
AV	15.73674G	49.54	54.00	-4.46	30.33	3	Vertical	355	1.98	-	38.35	13.62	32.76

5.25-5.35GHz_802.11be EHT160_Nss1,(MCS0)_2TX

5250MHz Straddle 5.25-5.35GHz_TX

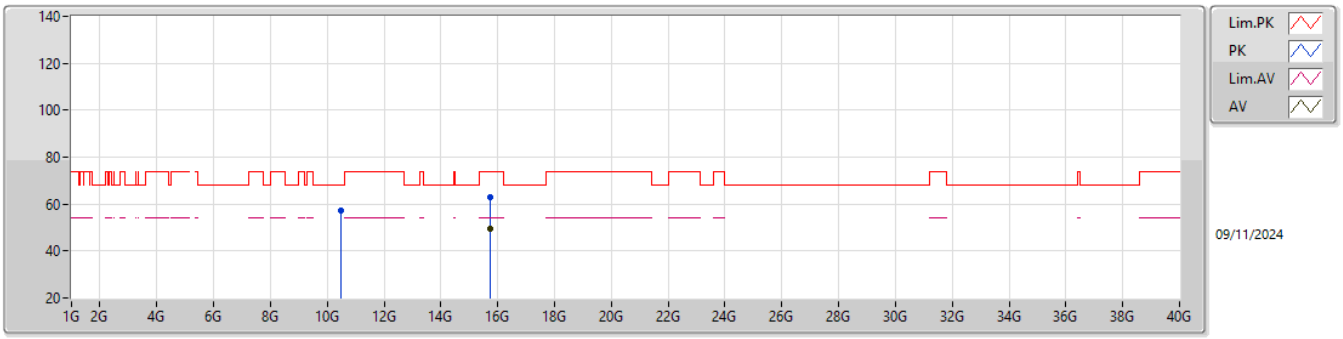

EUT Z_2TX
Setting 19.5
01-C-V-1

Type	Freq	Level	Limit	Margin	Raw	Dist	Condition	Azimuth	Height	Comment	AF	CL	PA
	(Hz)	(dBuV/m)	(dBuV/m)	(dB)	(dBuV)	(m)		(°)	(m)		(dB)	(dB)	(dB)
PK	10.49571G	57.40	68.20	-10.80	40.00	3	Horizontal	227	1.42	-	38.98	10.83	32.41
PK	15.73782G	63.06	74.00	-10.94	43.85	3	Horizontal	293	1.75	-	38.35	13.62	32.76
AV	15.73947G	49.66	54.00	-4.34	30.44	3	Horizontal	293	1.75	-	38.36	13.62	32.76

5.47-5.725GHz_802.11be EHT160_Nss1,(MCS0)_2TX

5570MHz_TX

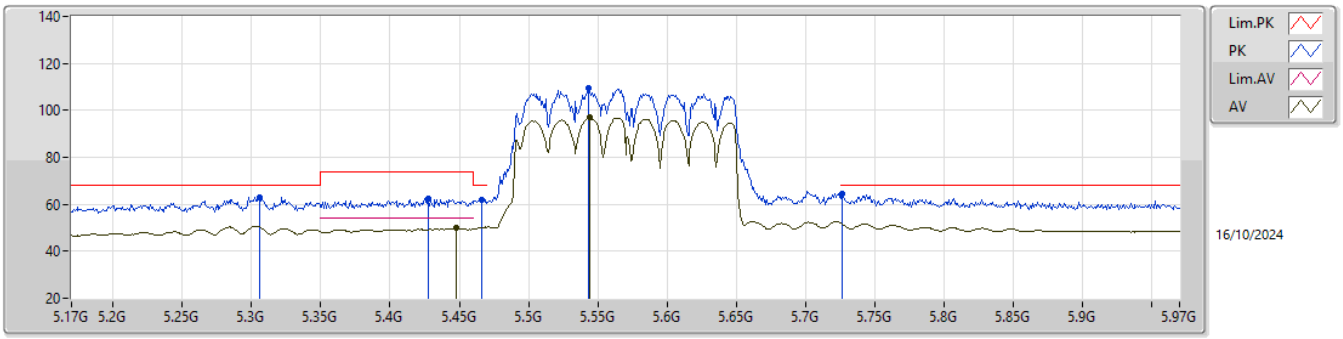

EUT Z_2TX
Setting 19
01-D-J-10-10

Type	Freq	Level	Limit	Margin	Raw	Dist	Condition	Azimuth	Height	Comment	AF	CL	PA
	(Hz)	(dBuV/m)	(dBuV/m)	(dB)	(dBuV)	(m)		(°)	(m)		(dB)	(dB)	(dB)
PK	5.306G	62.90	68.20	-5.30	55.84	3	Vertical	270	2.02	-	32.89	6.68	32.51
PK	5.4276G	62.59	74.00	-11.41	55.55	3	Vertical	270	2.02	-	32.74	6.78	32.48
PK	5.466G	61.98	68.20	-6.22	54.84	3	Vertical	270	2.02	-	32.76	6.85	32.47
AV	5.4476G	49.76	54.00	-4.24	42.71	3	Vertical	270	2.02	-	32.70	6.82	32.47
PK	5.5436G	109.24	Inf	-Inf	101.89	3	Vertical	270	2.02	-	32.81	7.00	32.46
AV	5.5444G	96.84	Inf	-Inf	89.49	3	Vertical	270	2.02	-	32.81	7.00	32.46
PK	5.726G	64.61	68.20	-3.59	56.40	3	Vertical	270	2.02	-	33.40	7.26	32.45

5.47-5.725GHz_802.11be EHT160_Nss1,(MCS0)_2TX

5570MHz_TX

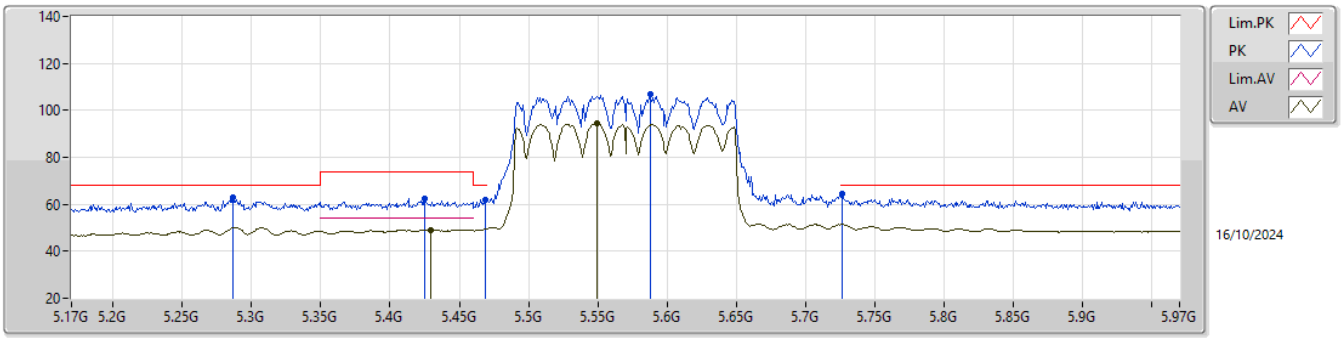

EUT Z_2TX
Setting 19
01-D-J-10-10

Type	Freq	Level	Limit	Margin	Raw	Dist	Condition	Azimuth	Height	Comment	AF	CL	PA
	(Hz)	(dBuV/m)	(dBuV/m)	(dB)	(dBuV)	(m)		(°)	(m)		(dB)	(dB)	(dB)
PK	5.2868G	62.73	68.20	-5.47	55.64	3	Horizontal	269	2.27	-	32.93	6.67	32.51
PK	5.4252G	62.57	74.00	-11.43	55.52	3	Horizontal	269	2.27	-	32.75	6.78	32.48
AV	5.4292G	49.09	54.00	-4.91	42.05	3	Horizontal	269	2.27	-	32.74	6.78	32.48
PK	5.4692G	61.87	68.20	-6.33	54.70	3	Horizontal	269	2.27	-	32.78	6.86	32.47
PK	5.5876G	107.13	Inf	-Inf	99.71	3	Horizontal	269	2.27	-	32.80	7.08	32.46
AV	5.5492G	94.57	Inf	-Inf	87.22	3	Horizontal	269	2.27	-	32.80	7.01	32.46
PK	5.726G	64.63	68.20	-3.57	56.42	3	Horizontal	269	2.27	-	33.40	7.26	32.45

5.47-5.725GHz_802.11be EHT160_Nss1,(MCS0)_2TX

5570MHz_TX

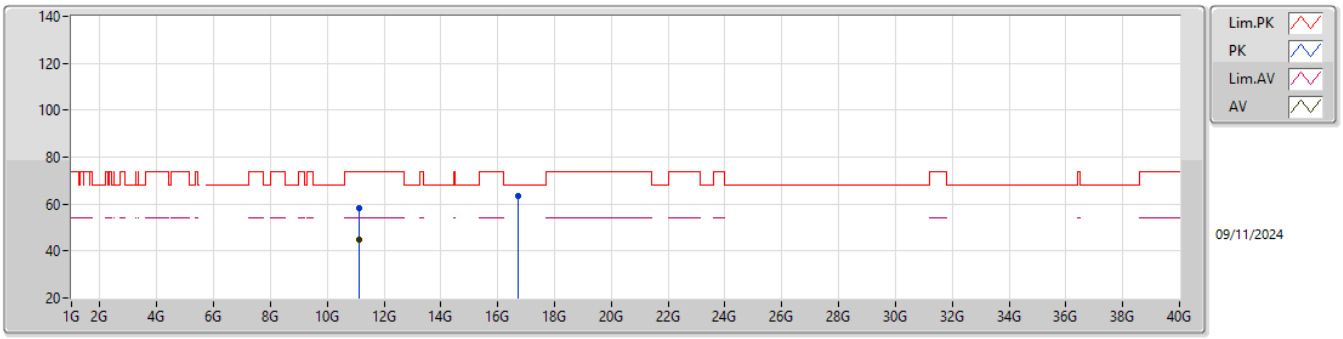

EUT Z_2TX
Setting 19
01-C-V-1

Type	Freq	Level	Limit	Margin	Raw	Dist	Condition	Azimuth	Height	Comment	AF	CL	PA
	(Hz)	(dBuV/m)	(dBuV/m)	(dB)	(dBuV)	(m)		(°)	(m)		(dB)	(dB)	(dB)
PK	11.13484G	58.40	74.00	-15.60	40.53	3	Vertical	57	1.51	-	38.86	11.48	32.47
AV	11.12842G	44.90	54.00	-9.10	27.01	3	Vertical	57	1.51	-	38.89	11.47	32.47
PK	16.70247G	63.49	68.20	-4.71	42.14	3	Vertical	306	1.64	-	39.81	13.85	32.31

5.47-5.725GHz_802.11be EHT160_Nss1,(MCS0)_2TX

5570MHz_TX

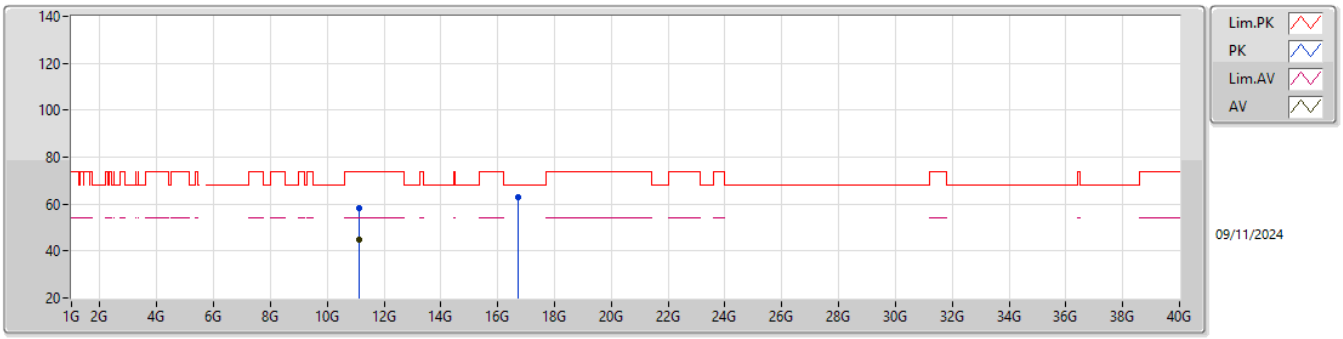

EUT Z_2TX
Setting 19
01-C-V-1

Type	Freq	Level	Limit	Margin	Raw	Dist	Condition	Azimuth	Height	Comment	AF	CL	PA
	(Hz)	(dBuV/m)	(dBuV/m)	(dB)	(dBuV)	(m)		(°)	(m)		(dB)	(dB)	(dB)
PK	11.12863G	58.13	74.00	-15.87	40.24	3	Horizontal	21	1.45	-	38.89	11.47	32.47
AV	11.1334G	44.94	54.00	-9.06	27.06	3	Horizontal	21	1.45	-	38.87	11.48	32.47
PK	16.71357G	63.16	68.20	-5.04	41.75	3	Horizontal	64	1.44	-	39.85	13.86	32.30

Summary

Mode	Result	Type	Freq	Level	Limit	Margin	Dist	Condition	Azimuth	Height	Comments
			(Hz)	(dBuV/m)	(dBuV/m)	(dB)	(m)		(°)	(m)	
5.47-5.725GHz	-	-	-	-	-	-	-	-	-	-	-
802.11be EHT80_Nss1,(MCS0),RU484+RU242 MRU 3_2TX	Pass	PK	5.4656G	67.97	68.20	-0.23	3	Vertical	66	2.67	-

5.15-5.25GHz_802.11be EHT80_Nss1,(MCS0),RU484+RU242 MRU 3_2TX

5210MHz_TX

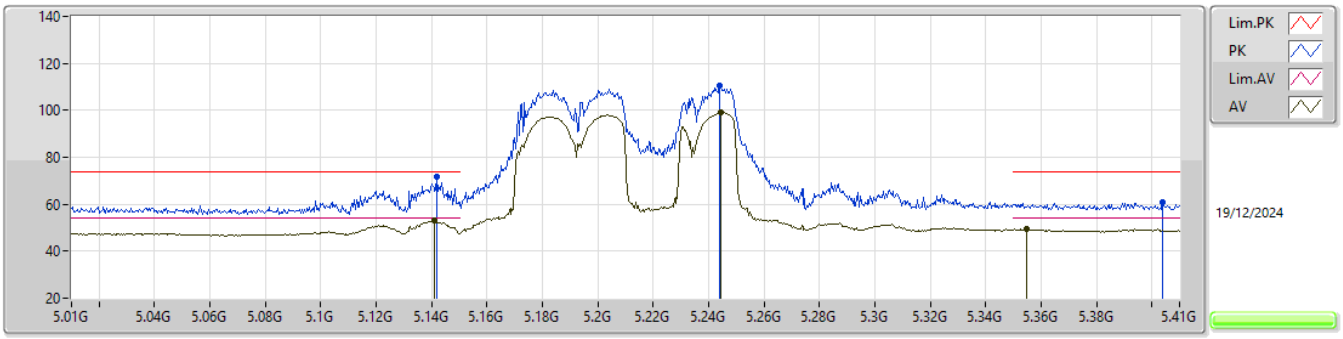

EUT Z_2TX
Setting 15
01-V-J-10-10

Type	Freq	Level	Limit	Margin	Raw	Dist	Condition	Azimuth	Height	Comment	AF	CL	PA
	(Hz)	(dBuV/m)	(dBuV/m)	(dB)	(dBuV)	(m)		(°)	(m)		(dB)	(dB)	(dB)
PK	5.142G	71.66	74.00	-2.34	64.79	3	Vertical	96	2.47	-	32.78	6.64	32.55
AV	5.1408G	53.09	54.00	-0.91	46.22	3	Vertical	96	2.47	-	32.78	6.64	32.55
PK	5.244G	110.28	Inf	-Inf	103.25	3	Vertical	96	2.47	-	32.90	6.65	32.52
AV	5.2444G	99.00	Inf	-Inf	91.97	3	Vertical	96	2.47	-	32.90	6.65	32.52
PK	5.404G	60.68	74.00	-13.32	53.10	3	Vertical	96	2.47	-	33.32	6.74	32.48
AV	5.3548G	49.41	54.00	-4.59	42.07	3	Vertical	96	2.47	-	33.12	6.71	32.49

5.15-5.25GHz_802.11be EHT80_Nss1,(MCS0),RU484+RU242 MRU 3_2TX

5210MHz_TX

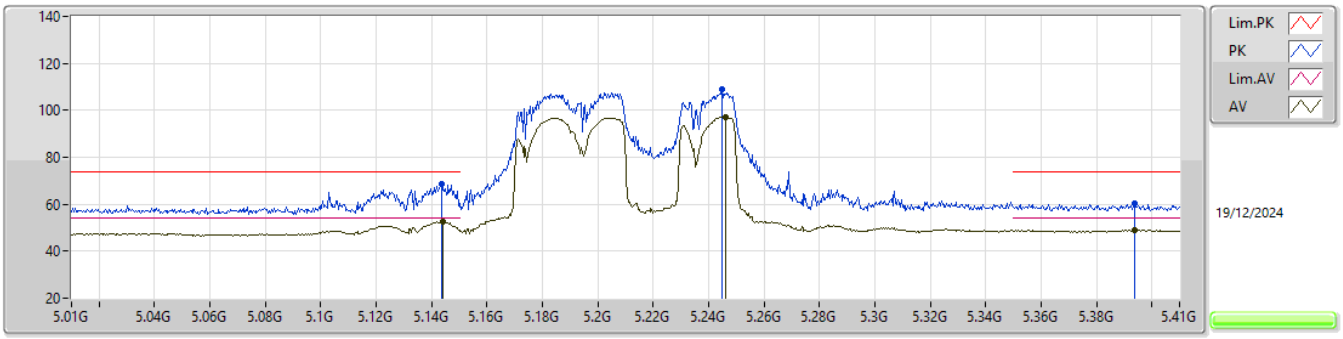

EUT Z_2TX
Setting 15
01-V-J-10-10

Type	Freq	Level	Limit	Margin	Raw	Dist	Condition	Azimuth	Height	Comment	AF	CL	PA
	(Hz)	(dBuV/m)	(dBuV/m)	(dB)	(dBuV)	(m)		(°)	(m)		(dB)	(dB)	(dB)
PK	5.1436G	68.56	74.00	-5.44	61.68	3	Horizontal	271	1.00	-	32.79	6.64	32.55
AV	5.144G	52.71	54.00	-1.29	45.83	3	Horizontal	271	1.00	-	32.79	6.64	32.55
PK	5.2448G	108.72	Inf	-Inf	101.69	3	Horizontal	271	1.00	-	32.90	6.65	32.52
AV	5.246G	97.23	Inf	-Inf	90.20	3	Horizontal	271	1.00	-	32.90	6.65	32.52
PK	5.394G	60.30	74.00	-13.70	52.78	3	Horizontal	271	1.00	-	33.28	6.73	32.49
AV	5.394G	49.04	54.00	-4.96	41.52	3	Horizontal	271	1.00	-	33.28	6.73	32.49

5.15-5.25GHz_802.11be EHT80_Nss1,(MCS0),RU484+RU242 MRU 3_2TX

5210MHz_TX

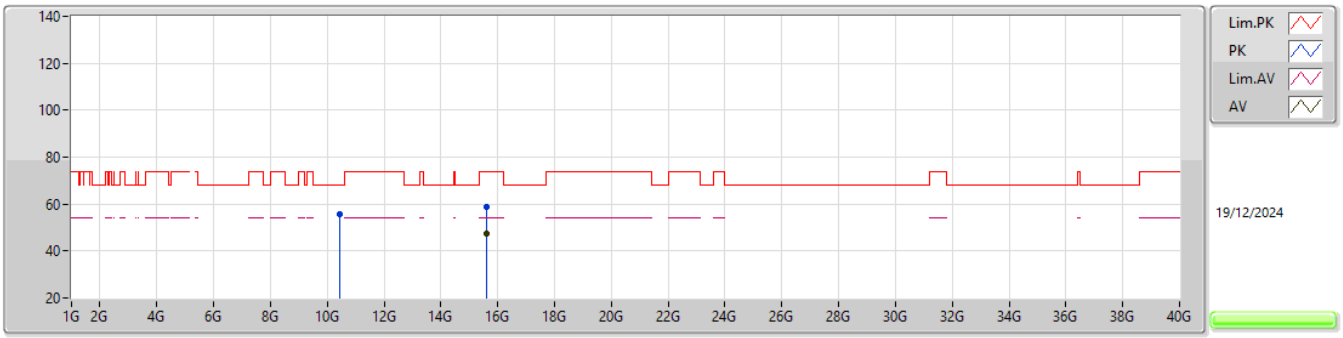

EUT Z_2TX
Setting 15
01-V-J-10

Type	Freq	Level	Limit	Margin	Raw	Dist	Condition	Azimuth	Height	Comment	AF	CL	PA
	(Hz)	(dBuV/m)	(dBuV/m)	(dB)	(dBuV)	(m)		(°)	(m)		(dB)	(dB)	(dB)
PK	10.423G	55.83	68.20	-12.37	38.81	3	Vertical	108	3.00	-	38.75	10.75	32.48
PK	15.62092G	58.99	74.00	-15.01	39.85	3	Vertical	116	1.80	-	38.27	13.61	32.74
AV	15.62098G	47.32	54.00	-6.68	28.18	3	Vertical	116	1.80	-	38.27	13.61	32.74

5.15-5.25GHz_802.11be EHT80_Nss1,(MCS0),RU484+RU242 MRU 3_2TX

5210MHz_TX

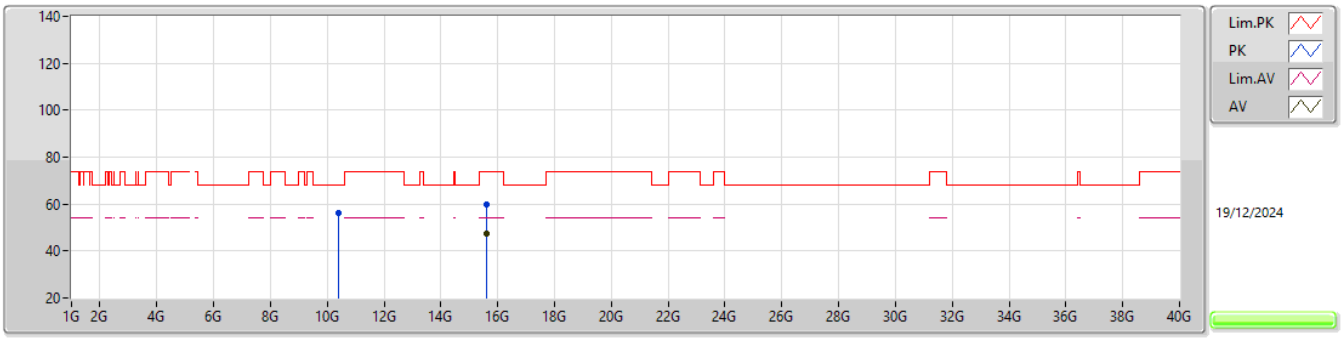

EUT Z_2TX
Setting 15
01-V-J-10

Type	Freq	Level	Limit	Margin	Raw	Dist	Condition	Azimuth	Height	Comment	AF	CL	PA
	(Hz)	(dBuV/m)	(dBuV/m)	(dB)	(dBuV)	(m)		(°)	(m)		(dB)	(dB)	(dB)
PK	10.4146G	55.97	68.20	-12.23	38.99	3	Horizontal	184	1.80	-	38.73	10.74	32.49
PK	15.62166G	59.86	74.00	-14.14	40.72	3	Horizontal	310	1.80	-	38.27	13.61	32.74
AV	15.62294G	47.38	54.00	-6.62	28.25	3	Horizontal	310	1.80	-	38.26	13.61	32.74

5.15-5.25GHz_802.11be EHT80_Nss1,(MCS0),RU242+RU242 MRU 1_2TX

5210MHz_TX

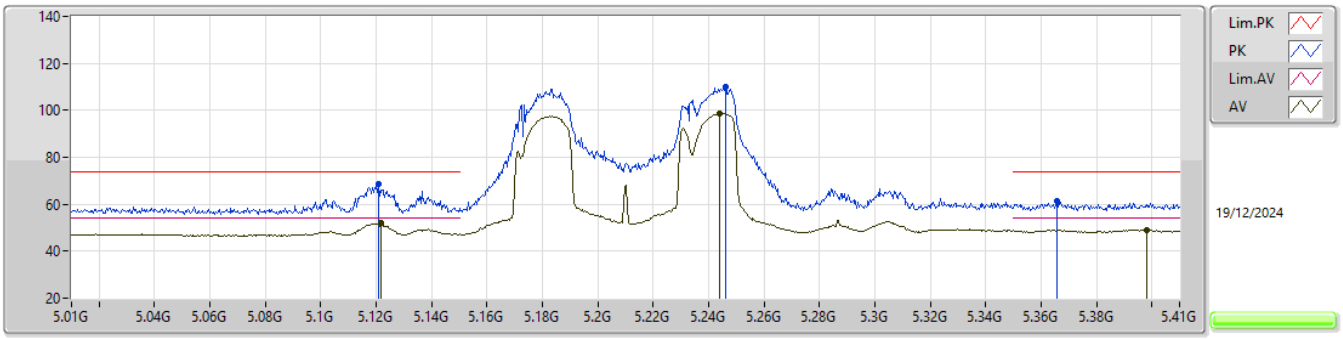

EUT Z_2TX
Setting 11.5
01-V-J-10-10

Type	Freq	Level	Limit	Margin	Raw	Dist	Condition	Azimuth	Height	Comment	AF	CL	PA
	(Hz)	(dBuV/m)	(dBuV/m)	(dB)	(dBuV)	(m)		(°)	(m)		(dB)	(dB)	(dB)
PK	5.1208G	68.71	74.00	-5.29	61.87	3	Vertical	98	2.50	-	32.74	6.65	32.55
AV	5.1216G	51.84	54.00	-2.16	45.00	3	Vertical	98	2.50	-	32.74	6.65	32.55
PK	5.246G	110.17	Inf	-Inf	103.14	3	Vertical	98	2.50	-	32.90	6.65	32.52
AV	5.244G	98.77	Inf	-Inf	91.74	3	Vertical	98	2.50	-	32.90	6.65	32.52
PK	5.3656G	61.18	74.00	-12.82	53.80	3	Vertical	98	2.50	-	33.16	6.71	32.49
AV	5.398G	49.03	54.00	-4.97	41.49	3	Vertical	98	2.50	-	33.29	6.73	32.48

5.15-5.25GHz_802.11be EHT80_Nss1,(MCS0),RU242+RU242 MRU 1_2TX

5210MHz_TX

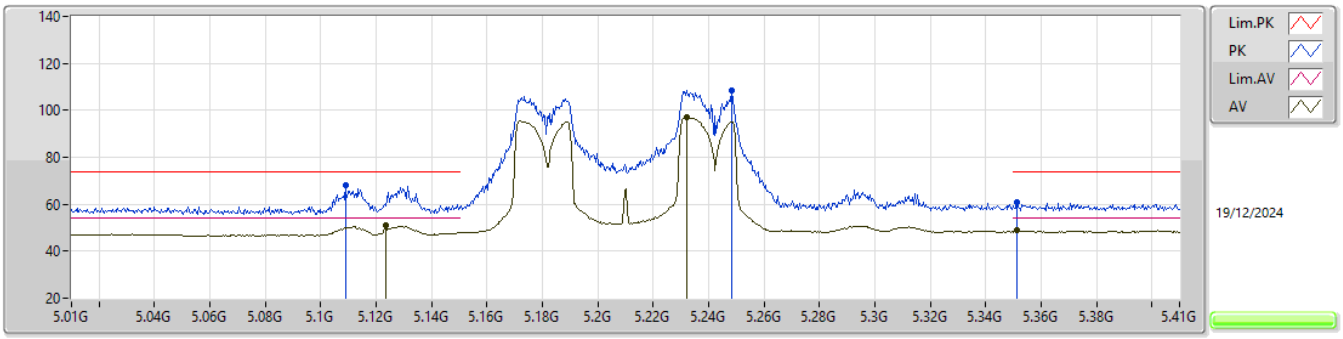

EUT Z_2TX
Setting 11.5
01-V-J-10-10

Type	Freq	Level	Limit	Margin	Raw	Dist	Condition	Azimuth	Height	Comment	AF	CL	PA
	(Hz)	(dBuV/m)	(dBuV/m)	(dB)	(dBuV)	(m)		(°)	(m)		(dB)	(dB)	(dB)
PK	5.1088G	67.85	74.00	-6.15	61.03	3	Horizontal	283	2.85	-	32.72	6.65	32.55
AV	5.1236G	51.02	54.00	-2.98	44.17	3	Horizontal	283	2.85	-	32.75	6.65	32.55
PK	5.2484G	108.40	Inf	-Inf	101.37	3	Horizontal	283	2.85	-	32.90	6.65	32.52
AV	5.232G	97.04	Inf	-Inf	90.01	3	Horizontal	283	2.85	-	32.90	6.65	32.52
PK	5.3512G	61.01	74.00	-12.99	53.70	3	Horizontal	283	2.85	-	33.10	6.71	32.50
AV	5.3512G	48.75	54.00	-5.25	41.44	3	Horizontal	283	2.85	-	33.10	6.71	32.50

5.15-5.25GHz_802.11be EHT80_Nss1,(MCS0),RU242+RU242 MRU 1_2TX

5210MHz_TX

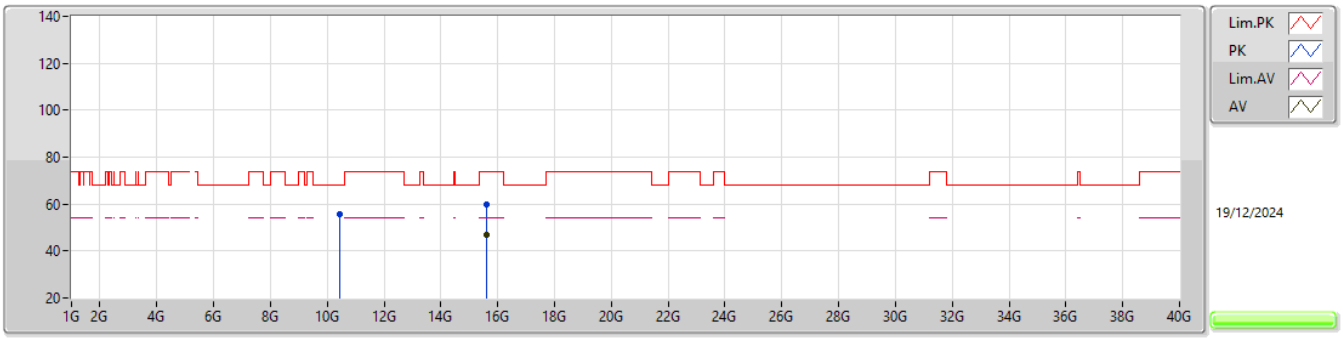

EUT Z_2TX
Setting 11.5
01-V-J-10

Type	Freq	Level	Limit	Margin	Raw	Dist	Condition	Azimuth	Height	Comment	AF	CL	PA
	(Hz)	(dBuV/m)	(dBuV/m)	(dB)	(dBuV)	(m)		(°)	(m)		(dB)	(dB)	(dB)
PK	10.42682G	55.68	68.20	-12.52	38.65	3	Vertical	247	1.80	-	38.75	10.76	32.48
PK	15.62302G	59.78	74.00	-14.22	40.65	3	Vertical	62	1.01	-	38.26	13.61	32.74
AV	15.6209G	47.09	54.00	-6.91	27.95	3	Vertical	62	1.01	-	38.27	13.61	32.74

5.15-5.25GHz_802.11be EHT80_Nss1,(MCS0),RU242+RU242 MRU 1_2TX

5210MHz_TX

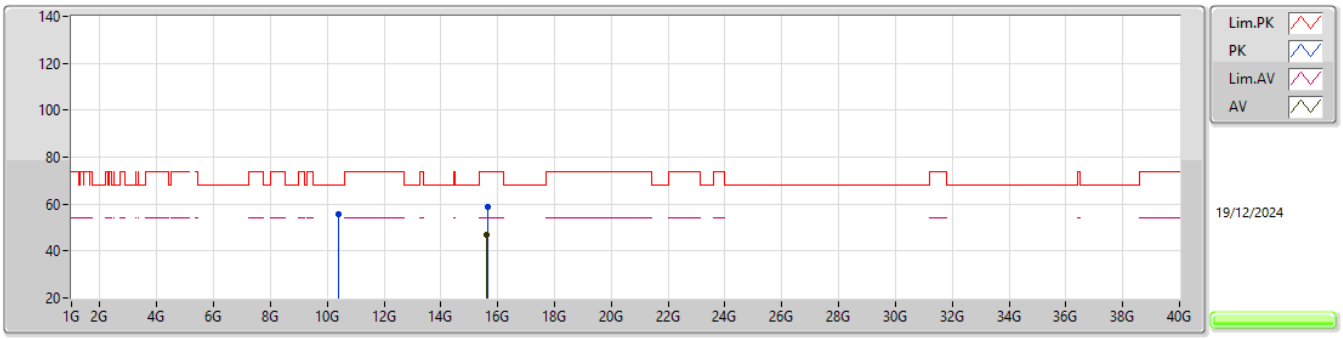

EUT Z_2TX
Setting 11.5
01-V-J-10

Type	Freq	Level	Limit	Margin	Raw	Dist	Condition	Azimuth	Height	Comment	AF	CL	PA
	(Hz)	(dBuV/m)	(dBuV/m)	(dB)	(dBuV)	(m)		(°)	(m)		(dB)	(dB)	(dB)
PK	10.41624G	55.87	68.20	-12.33	38.89	3	Horizontal	118	1.54	-	38.73	10.74	32.49
PK	15.63214G	58.98	74.00	-15.02	39.90	3	Horizontal	342	1.80	-	38.21	13.61	32.74
AV	15.6215G	47.12	54.00	-6.88	27.98	3	Horizontal	342	1.80	-	38.27	13.61	32.74

5.25-5.35GHz_802.11be EHT80_Nss1,(MCS0),RU484+RU242 MRU 3_2TX

5290MHz_TX

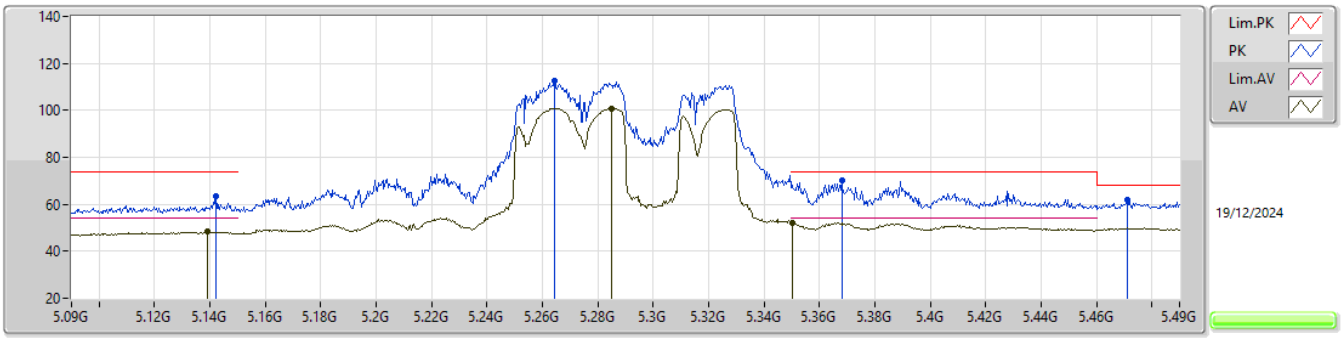

EUT Z_2TX
Setting 17.5
01-V-J-10-10

Type	Freq	Level	Limit	Margin	Raw	Dist	Condition	Azimuth	Height	Comment	AF	CL	PA
	(Hz)	(dBuV/m)	(dBuV/m)	(dB)	(dBuV)	(m)		(°)	(m)		(dB)	(dB)	(dB)
PK	5.142G	63.23	74.00	-10.77	56.36	3	Vertical	98	2.49	-	32.78	6.64	32.55
AV	5.1392G	48.25	54.00	-5.75	41.38	3	Vertical	98	2.49	-	32.78	6.64	32.55
PK	5.2644G	112.44	Inf	-Inf	105.37	3	Vertical	98	2.49	-	32.93	6.66	32.52
AV	5.2848G	100.81	Inf	-Inf	93.68	3	Vertical	98	2.49	-	32.97	6.67	32.51
PK	5.368G	70.02	74.00	-3.98	62.63	3	Vertical	98	2.49	-	33.17	6.71	32.49
AV	5.3504G	52.21	54.00	-1.79	44.90	3	Vertical	98	2.49	-	33.10	6.71	32.50
PK	5.4712G	62.00	68.20	-6.20	53.98	3	Vertical	98	2.49	-	33.63	6.86	32.47

5.25-5.35GHz_802.11be EHT80_Nss1,(MCS0),RU484+RU242 MRU 3_2TX

5290MHz_TX

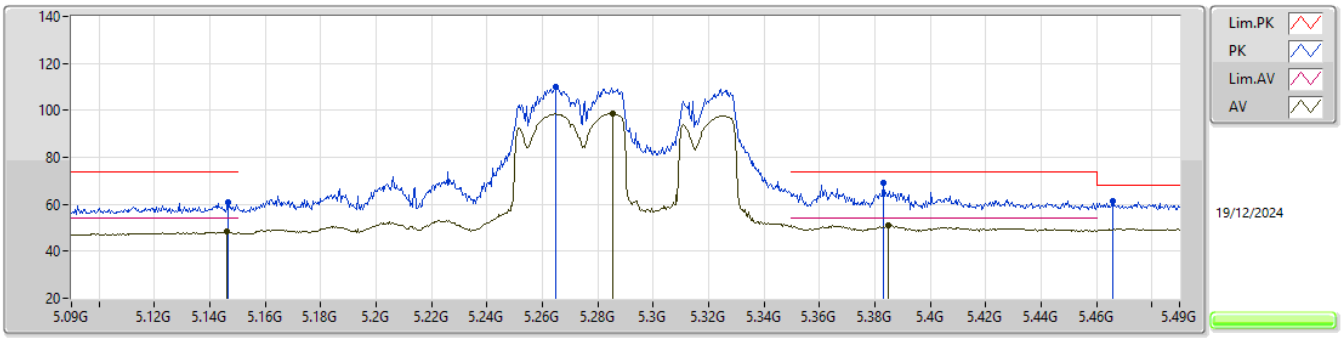

EUT Z_2TX
Setting 17.5
01-V-J-10-10

Type	Freq	Level	Limit	Margin	Raw	Dist	Condition	Azimuth	Height	Comment	AF	CL	PA
	(Hz)	(dBuV/m)	(dBuV/m)	(dB)	(dBuV)	(m)		(°)	(m)		(dB)	(dB)	(dB)
PK	5.1464G	60.68	74.00	-13.32	53.79	3	Horizontal	265	1.07	-	32.79	6.64	32.54
AV	5.146G	48.25	54.00	-5.75	41.36	3	Horizontal	265	1.07	-	32.79	6.64	32.54
PK	5.2648G	110.07	Inf	-Inf	103.00	3	Horizontal	265	1.07	-	32.93	6.66	32.52
AV	5.2852G	98.58	Inf	-Inf	91.45	3	Horizontal	265	1.07	-	32.97	6.67	32.51
PK	5.3832G	68.92	74.00	-5.08	61.46	3	Horizontal	265	1.07	-	33.23	6.72	32.49
AV	5.3848G	51.09	54.00	-2.91	43.62	3	Horizontal	265	1.07	-	33.24	6.72	32.49
PK	5.466G	61.17	68.20	-7.03	53.19	3	Horizontal	265	1.07	-	33.60	6.85	32.47

5.25-5.35GHz_802.11be EHT80_Nss1,(MCS0),RU484+RU242 MRU 3_2TX

5290MHz_TX

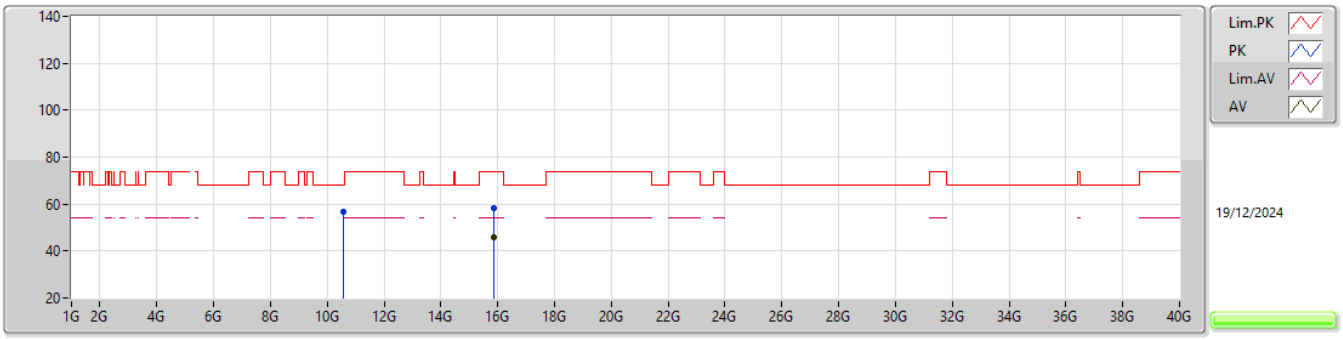

EUT Z_2TX
Setting 17.5
01-V-J-10

Type	Freq	Level	Limit	Margin	Raw	Dist	Condition	Azimuth	Height	Comment	AF	CL	PA
	(Hz)	(dBuV/m)	(dBuV/m)	(dB)	(dBuV)	(m)		(°)	(m)		(dB)	(dB)	(dB)
PK	10.57066G	56.80	68.20	-11.40	39.21	3	Vertical	68	1.80	-	39.10	10.90	32.41
PK	15.87566G	58.10	74.00	-15.90	38.74	3	Vertical	354	2.21	-	38.50	13.64	32.78
AV	15.87898G	45.87	54.00	-8.13	26.49	3	Vertical	354	2.21	-	38.52	13.64	32.78

5.25-5.35GHz_802.11be EHT80_Nss1,(MCS0),RU484+RU242 MRU 3_2TX

5290MHz_TX

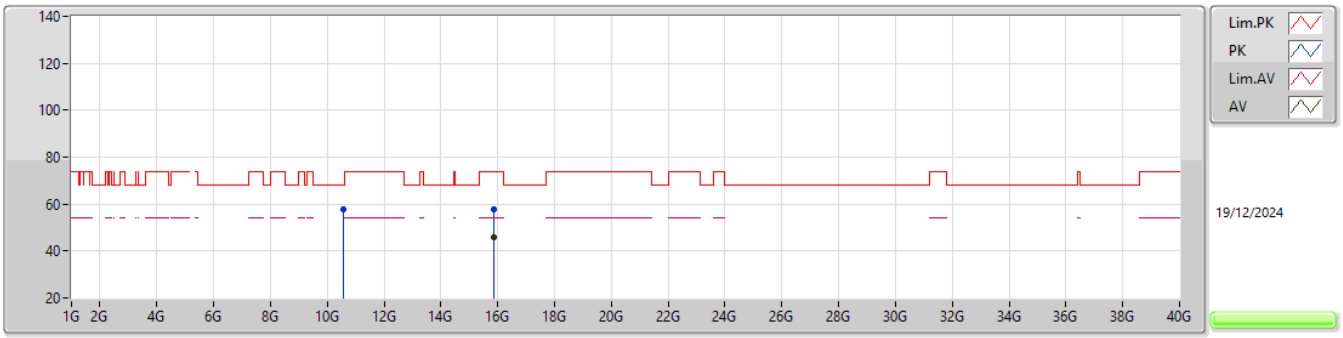

EUT Z_2TX
Setting 17.5
01-V-J-10

Type	Freq	Level	Limit	Margin	Raw	Dist	Condition	Azimuth	Height	Comment	AF	CL	PA
	(Hz)	(dBuV/m)	(dBuV/m)	(dB)	(dBuV)	(m)		(°)	(m)		(dB)	(dB)	(dB)
PK	10.582G	57.89	68.20	-10.31	40.29	3	Horizontal	196	1.70	-	39.10	10.91	32.41
PK	15.8629G	57.95	74.00	-16.05	38.64	3	Horizontal	360	3.00	-	38.45	13.64	32.78
AV	15.8751G	45.98	54.00	-8.02	26.62	3	Horizontal	360	3.00	-	38.50	13.64	32.78

5.25-5.35GHz_802.11be EHT80_Nss1,(MCS0),RU242+RU242 MRU 1_2TX

5290MHz_TX

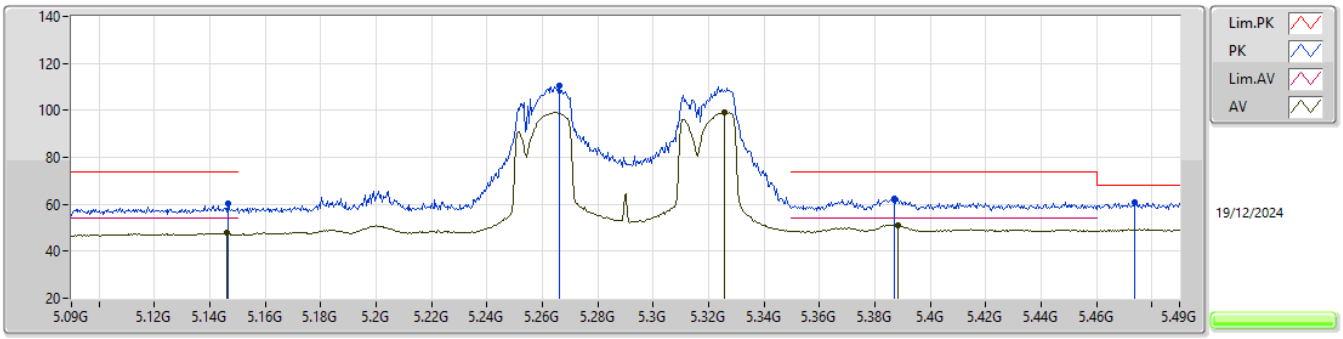

EUT Z_2TX
Setting 13.5
01-V-J-10-10

Type	Freq	Level	Limit	Margin	Raw	Dist	Condition	Azimuth	Height	Comment	AF	CL	PA
	(Hz)	(dBuV/m)	(dBuV/m)	(dB)	(dBuV)	(m)		(°)	(m)		(dB)	(dB)	(dB)
PK	5.1464G	60.60	74.00	-13.40	53.71	3	Vertical	100	2.53	-	32.79	6.64	32.54
AV	5.146G	47.69	54.00	-6.31	40.80	3	Vertical	100	2.53	-	32.79	6.64	32.54
PK	5.266G	110.57	Inf	-Inf	103.50	3	Vertical	100	2.53	-	32.93	6.66	32.52
AV	5.3256G	99.12	Inf	-Inf	91.88	3	Vertical	100	2.53	-	33.05	6.69	32.50
PK	5.3872G	62.52	74.00	-11.48	55.04	3	Vertical	100	2.53	-	33.25	6.72	32.49
AV	5.3884G	51.23	54.00	-2.77	43.75	3	Vertical	100	2.53	-	33.25	6.72	32.49
PK	5.474G	60.65	68.20	-7.55	52.61	3	Vertical	100	2.53	-	33.64	6.87	32.47

5.25-5.35GHz_802.11be EHT80_Nss1,(MCS0),RU242+RU242 MRU 1_2TX

5290MHz_TX

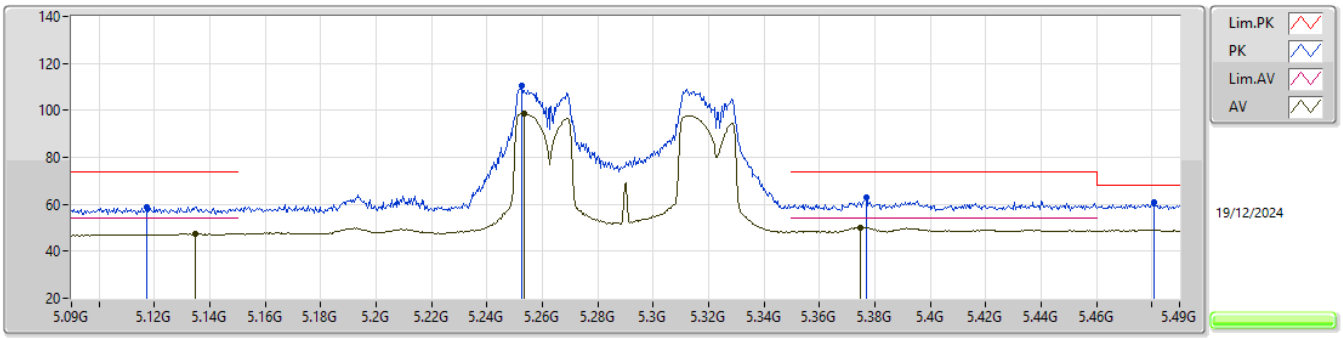

EUT Z_2TX
Setting 13.5
01-V-J-10-10

Type	Freq	Level	Limit	Margin	Raw	Dist	Condition	Azimuth	Height	Comment	AF	CL	PA
	(Hz)	(dBuV/m)	(dBuV/m)	(dB)	(dBuV)	(m)		(°)	(m)		(dB)	(dB)	(dB)
PK	5.1172G	59.02	74.00	-14.98	52.19	3	Horizontal	279	2.90	-	32.73	6.65	32.55
AV	5.1348G	47.39	54.00	-6.61	40.53	3	Horizontal	279	2.90	-	32.77	6.64	32.55
PK	5.2524G	110.55	Inf	-Inf	103.51	3	Horizontal	279	2.90	-	32.90	6.66	32.52
AV	5.2536G	98.48	Inf	-Inf	91.43	3	Horizontal	279	2.90	-	32.91	6.66	32.52
PK	5.3768G	63.04	74.00	-10.96	55.60	3	Horizontal	279	2.90	-	33.21	6.72	32.49
AV	5.3748G	50.19	54.00	-3.81	42.76	3	Horizontal	279	2.90	-	33.20	6.72	32.49
PK	5.4808G	60.85	68.20	-7.35	52.75	3	Horizontal	279	2.90	-	33.68	6.88	32.46

5.25-5.35GHz_802.11be EHT80_Nss1,(MCS0),RU242+RU242 MRU 1_2TX

5290MHz_TX

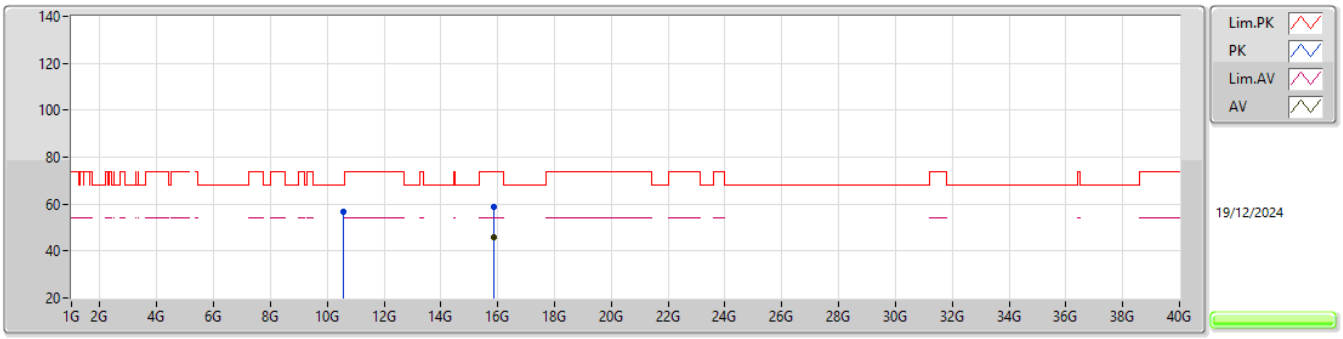

EUT Z_2TX
Setting 13.5
01-V-J-10

Type	Freq	Level	Limit	Margin	Raw	Dist	Condition	Azimuth	Height	Comment	AF	CL	PA
	(Hz)	(dBuV/m)	(dBuV/m)	(dB)	(dBuV)	(m)		(°)	(m)		(dB)	(dB)	(dB)
PK	10.57424G	56.81	68.20	-11.39	39.21	3	Vertical	225	1.80	-	39.10	10.91	32.41
PK	15.87222G	58.96	74.00	-15.04	39.61	3	Vertical	23	1.80	-	38.49	13.64	32.78
AV	15.87568G	45.80	54.00	-8.20	26.44	3	Vertical	23	1.80	-	38.50	13.64	32.78

5.25-5.35GHz_802.11be EHT80_Nss1,(MCS0),RU242+RU242 MRU 1_2TX

5290MHz_TX

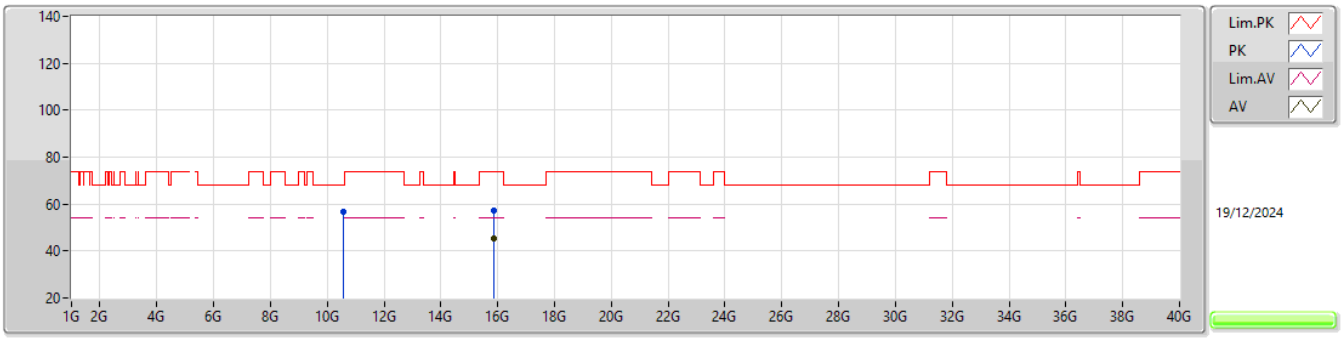

EUT Z_2TX
Setting 13.5
01-V-J-10

Type	Freq	Level	Limit	Margin	Raw	Dist	Condition	Azimuth	Height	Comment	AF	CL	PA
	(Hz)	(dBuV/m)	(dBuV/m)	(dB)	(dBuV)	(m)		(°)	(m)		(dB)	(dB)	(dB)
PK	10.58454G	56.71	68.20	-11.49	39.10	3	Horizontal	153	1.63	-	39.10	10.92	32.41
PK	15.87052G	57.48	74.00	-16.52	38.14	3	Horizontal	90	1.62	-	38.48	13.64	32.78
AV	15.86348G	45.55	54.00	-8.45	26.24	3	Horizontal	90	1.62	-	38.45	13.64	32.78

5.47-5.725GHz_802.11be EHT80_Nss1,(MCS0),RU484+RU242 MRU 3_2TX

5530MHz_TX

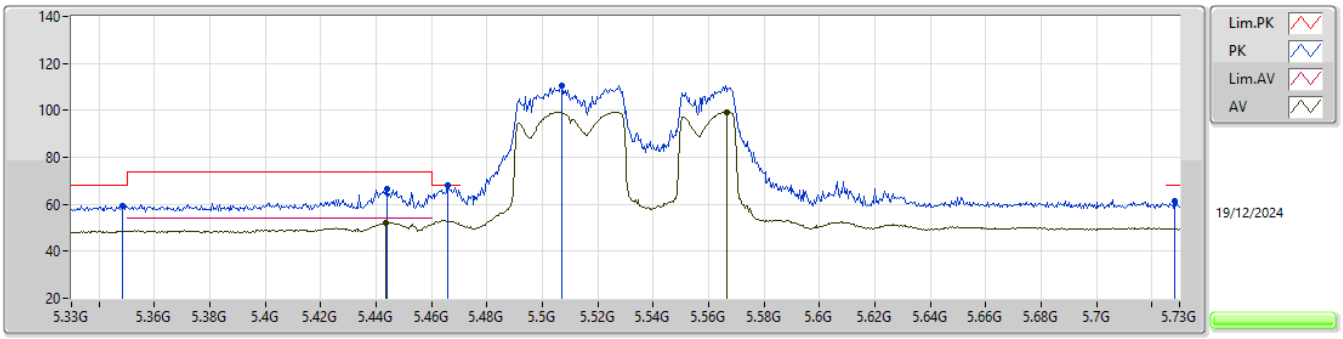

EUT Z_2TX
Setting 15
01-V-J-10-10

Type	Freq	Level	Limit	Margin	Raw	Dist	Condition	Azimuth	Height	Comment	AF	CL	PA
	(Hz)	(dBuV/m)	(dBuV/m)	(dB)	(dBuV)	(m)		(°)	(m)		(dB)	(dB)	(dB)
PK	5.3484G	59.35	68.20	-8.85	52.05	3	Vertical	66	2.67	-	33.10	6.70	32.50
PK	5.444G	66.54	74.00	-7.46	58.72	3	Vertical	66	2.67	-	33.48	6.81	32.47
AV	5.4436G	52.17	54.00	-1.83	44.36	3	Vertical	66	2.67	-	33.47	6.81	32.47
PK	5.4656G	67.97	68.20	-0.23	60.00	3	Vertical	66	2.67	-	33.59	6.85	32.47
PK	5.5072G	110.51	Inf	-Inf	102.23	3	Vertical	66	2.67	-	33.81	6.93	32.46
AV	5.5664G	99.31	Inf	-Inf	90.83	3	Vertical	66	2.67	-	33.90	7.04	32.46
PK	5.7284G	61.38	68.20	-6.82	52.47	3	Vertical	66	2.67	-	34.10	7.26	32.45

5.47-5.725GHz_802.11be EHT80_Nss1,(MCS0),RU484+RU242 MRU 3_2TX

5530MHz_TX

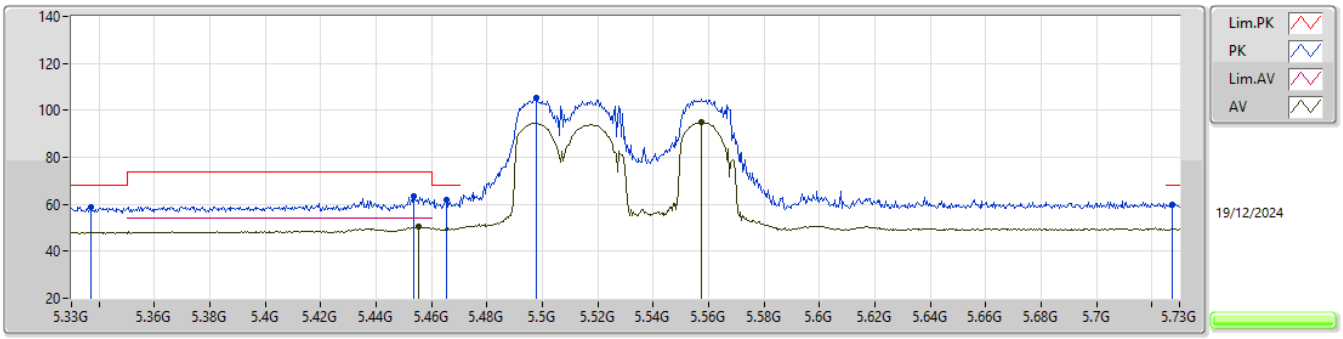

EUT Z_2TX
Setting 15
01-V-J-10-10

Type	Freq	Level	Limit	Margin	Raw	Dist	Condition	Azimuth	Height	Comment	AF	CL	PA
	(Hz)	(dBuV/m)	(dBuV/m)	(dB)	(dBuV)	(m)		(°)	(m)		(dB)	(dB)	(dB)
PK	5.3368G	58.97	68.20	-9.23	51.70	3	Horizontal	304	1.00	-	33.07	6.70	32.50
PK	5.4536G	63.19	74.00	-10.81	55.31	3	Horizontal	304	1.00	-	33.52	6.83	32.47
AV	5.4552G	50.44	54.00	-3.56	42.55	3	Horizontal	304	1.00	-	33.53	6.83	32.47
PK	5.4652G	62.14	68.20	-6.06	54.17	3	Horizontal	304	1.00	-	33.59	6.85	32.47
PK	5.498G	105.32	Inf	-Inf	97.08	3	Horizontal	304	1.00	-	33.79	6.91	32.46
AV	5.5576G	94.92	Inf	-Inf	86.46	3	Horizontal	304	1.00	-	33.90	7.02	32.46
PK	5.7272G	59.75	68.20	-8.45	50.84	3	Horizontal	304	1.00	-	34.10	7.26	32.45

5.47-5.725GHz_802.11be EHT80_Nss1,(MCS0),RU484+RU242 MRU 3_2TX

5530MHz_TX

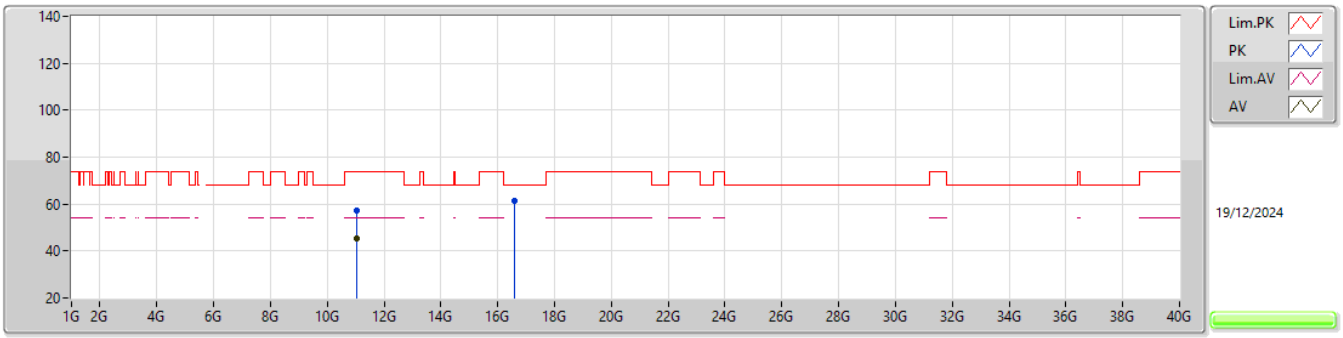

EUT Z_2TX
Setting 15
01-V-J-10

Type	Freq	Level	Limit	Margin	Raw	Dist	Condition	Azimuth	Height	Comment	AF	CL	PA
	(Hz)	(dBuV/m)	(dBuV/m)	(dB)	(dBuV)	(m)		(°)	(m)		(dB)	(dB)	(dB)
PK	11.05288G	57.11	74.00	-16.89	39.17	3	Vertical	267	2.64	-	39.00	11.39	32.45
AV	11.05008G	45.44	54.00	-8.56	27.50	3	Vertical	267	2.64	-	39.00	11.39	32.45
PK	16.58472G	61.17	68.20	-7.03	40.15	3	Vertical	173	1.80	-	39.60	13.82	32.40

5.47-5.725GHz_802.11be EHT80_Nss1,(MCS0),RU484+RU242 MRU 3_2TX

5530MHz_TX

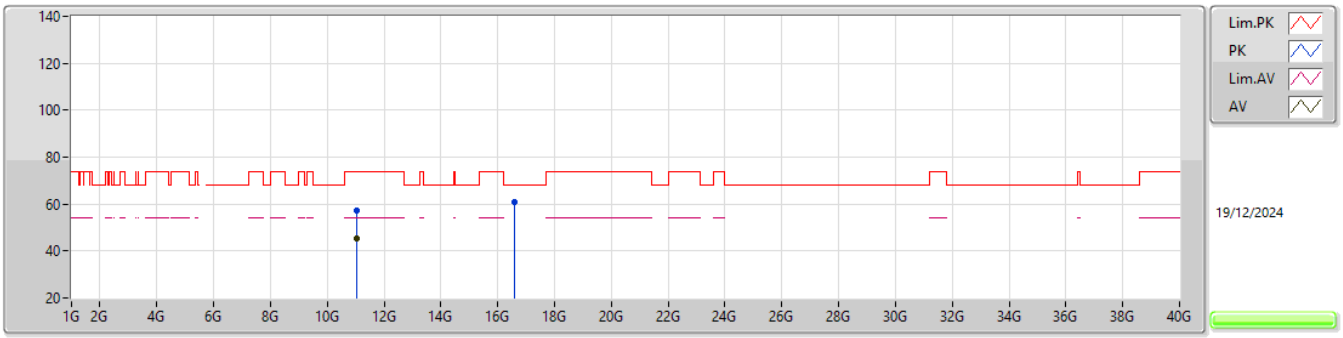

EUT Z_2TX
Setting 15
01-V-J-10

Type	Freq	Level	Limit	Margin	Raw	Dist	Condition	Azimuth	Height	Comment	AF	CL	PA
	(Hz)	(dBuV/m)	(dBuV/m)	(dB)	(dBuV)	(m)		(°)	(m)		(dB)	(dB)	(dB)
PK	11.05352G	57.25	74.00	-16.75	39.31	3	Horizontal	2	2.64	-	39.00	11.39	32.45
AV	11.05186G	45.48	54.00	-8.52	27.54	3	Horizontal	2	2.64	-	39.00	11.39	32.45
PK	16.59772G	60.84	68.20	-7.36	39.81	3	Horizontal	333	2.14	-	39.60	13.82	32.39

5.47-5.725GHz_802.11be EHT80_Nss1,(MCS0),RU242+RU242 MRU 1_2TX

5530MHz_TX

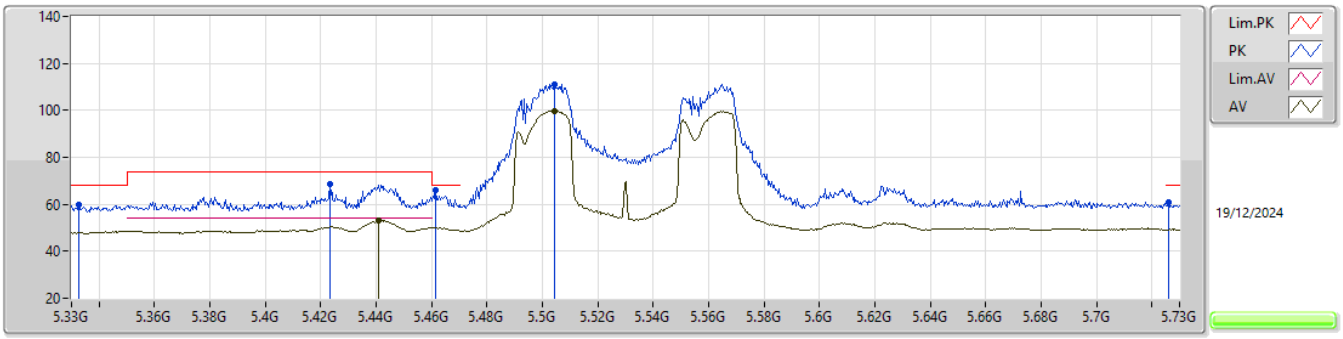

EUT Z_2TX
Setting 12.5
01-V-J-10-10

Type	Freq	Level	Limit	Margin	Raw	Dist	Condition	Azimuth	Height	Comment	AF	CL	PA
	(Hz)	(dBuV/m)	(dBuV/m)	(dB)	(dBuV)	(m)		(°)	(m)		(dB)	(dB)	(dB)
PK	5.3328G	60.02	68.20	-8.18	52.75	3	Vertical	63	2.65	-	33.07	6.70	32.50
PK	5.4232G	68.49	74.00	-5.51	60.81	3	Vertical	63	2.65	-	33.39	6.77	32.48
AV	5.4408G	53.27	54.00	-0.73	45.47	3	Vertical	63	2.65	-	33.46	6.81	32.47
PK	5.4616G	66.27	68.20	-1.93	58.33	3	Vertical	63	2.65	-	33.57	6.84	32.47
PK	5.5044G	111.24	Inf	-Inf	102.97	3	Vertical	63	2.65	-	33.81	6.92	32.46
AV	5.5044G	99.89	Inf	-Inf	91.62	3	Vertical	63	2.65	-	33.81	6.92	32.46
PK	5.726G	60.96	68.20	-7.24	52.05	3	Vertical	63	2.65	-	34.10	7.26	32.45

5.47-5.725GHz_802.11be EHT80_Nss1,(MCS0),RU242+RU242 MRU 1_2TX

5530MHz_TX

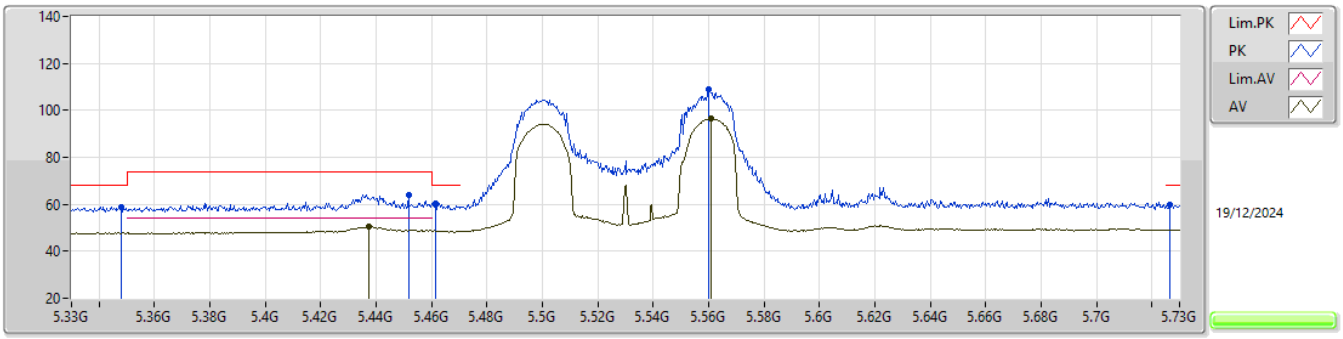

EUT Z_2TX
Setting 12.5
01-V-J-10-10

Type	Freq	Level	Limit	Margin	Raw	Dist	Condition	Azimuth	Height	Comment	AF	CL	PA
	(Hz)	(dBuV/m)	(dBuV/m)	(dB)	(dBuV)	(m)		(°)	(m)		(dB)	(dB)	(dB)
PK	5.348G	59.03	68.20	-9.17	51.73	3	Horizontal	302	2.36	-	33.10	6.70	32.50
PK	5.4516G	64.11	74.00	-9.89	56.24	3	Horizontal	302	2.36	-	33.51	6.83	32.47
AV	5.4372G	50.51	54.00	-3.49	42.74	3	Horizontal	302	2.36	-	33.45	6.80	32.48
PK	5.4616G	60.27	68.20	-7.93	52.33	3	Horizontal	302	2.36	-	33.57	6.84	32.47
PK	5.56G	108.94	Inf	-Inf	100.47	3	Horizontal	302	2.36	-	33.90	7.03	32.46
AV	5.5608G	96.41	Inf	-Inf	87.94	3	Horizontal	302	2.36	-	33.90	7.03	32.46
PK	5.7264G	59.72	68.20	-8.48	50.81	3	Horizontal	302	2.36	-	34.10	7.26	32.45

5.47-5.725GHz_802.11be EHT80_Nss1,(MCS0),RU242+RU242 MRU 1_2TX

5530MHz_TX

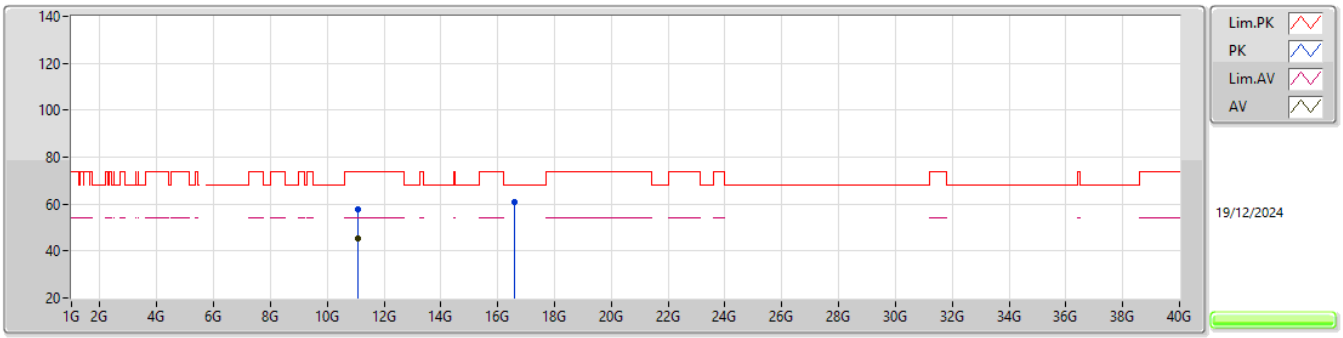

EUT Z_2TX
Setting 12.5
01-V-J-10

Type	Freq	Level	Limit	Margin	Raw	Dist	Condition	Azimuth	Height	Comment	AF	CL	PA
	(Hz)	(dBuV/m)	(dBuV/m)	(dB)	(dBuV)	(m)		(°)	(m)		(dB)	(dB)	(dB)
PK	11.06078G	57.67	74.00	-16.33	39.72	3	Vertical	154	1.08	-	39.00	11.40	32.45
AV	11.06054G	45.16	54.00	-8.84	27.21	3	Vertical	154	1.08	-	39.00	11.40	32.45
PK	16.59091G	61.11	68.20	-7.09	40.08	3	Vertical	319	2.33	-	39.60	13.82	32.39

5.47-5.725GHz_802.11be EHT80_Nss1,(MCS0),RU242+RU242 MRU 1_2TX

5530MHz_TX

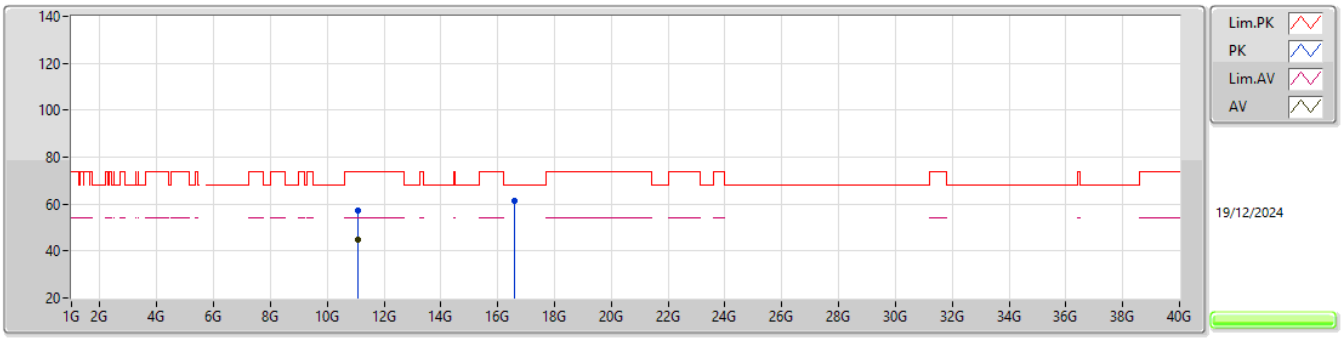

EUT Z_2TX
Setting 12.5
01-V-J-10

Type	Freq	Level	Limit	Margin	Raw	Dist	Condition	Azimuth	Height	Comment	AF	CL	PA
	(Hz)	(dBuV/m)	(dBuV/m)	(dB)	(dBuV)	(m)		(°)	(m)		(dB)	(dB)	(dB)
PK	11.06064G	57.26	74.00	-16.74	39.31	3	Horizontal	158	2.94	-	39.00	11.40	32.45
AV	11.0597G	45.05	54.00	-8.95	27.10	3	Horizontal	158	2.94	-	39.00	11.40	32.45
PK	16.58997G	61.42	68.20	-6.78	40.39	3	Horizontal	30	1.42	-	39.60	13.82	32.39

5.47-5.725GHz_802.11be EHT80_Nss1,(MCS0),RU484+RU242 MRU 3_2TX

5610MHz_TX

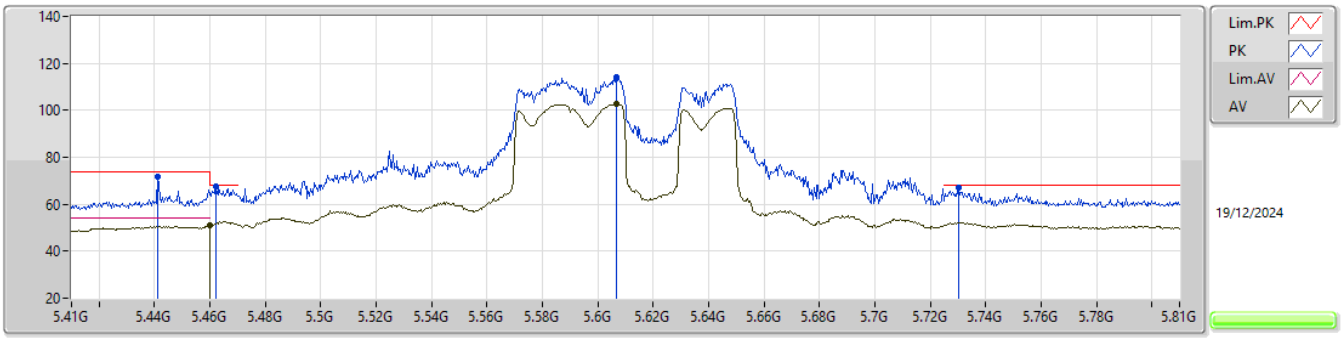

EUT Z_2TX
Setting 17.5
01-V-J-10-10

Type	Freq	Level	Limit	Margin	Raw	Dist	Condition	Azimuth	Height	Comment	AF	CL	PA
	(Hz)	(dBuV/m)	(dBuV/m)	(dB)	(dBuV)	(m)		(°)	(m)		(dB)	(dB)	(dB)
PK	5.4412G	71.71	74.00	-2.29	63.91	3	Vertical	69	3.00	-	33.46	6.81	32.47
PK	5.462G	67.40	68.20	-0.80	59.46	3	Vertical	69	3.00	-	33.57	6.84	32.47
AV	5.46G	51.14	54.00	-2.86	43.21	3	Vertical	69	3.00	-	33.56	6.84	32.47
PK	5.6068G	113.91	Inf	-Inf	105.35	3	Vertical	69	3.00	-	33.91	7.11	32.46
AV	5.6068G	102.61	Inf	-Inf	94.05	3	Vertical	69	3.00	-	33.91	7.11	32.46
PK	5.7304G	67.18	68.20	-1.02	58.27	3	Vertical	69	3.00	-	34.10	7.26	32.45

5.47-5.725GHz_802.11be EHT80_Nss1,(MCS0),RU484+RU242 MRU 3_2TX

5610MHz_TX

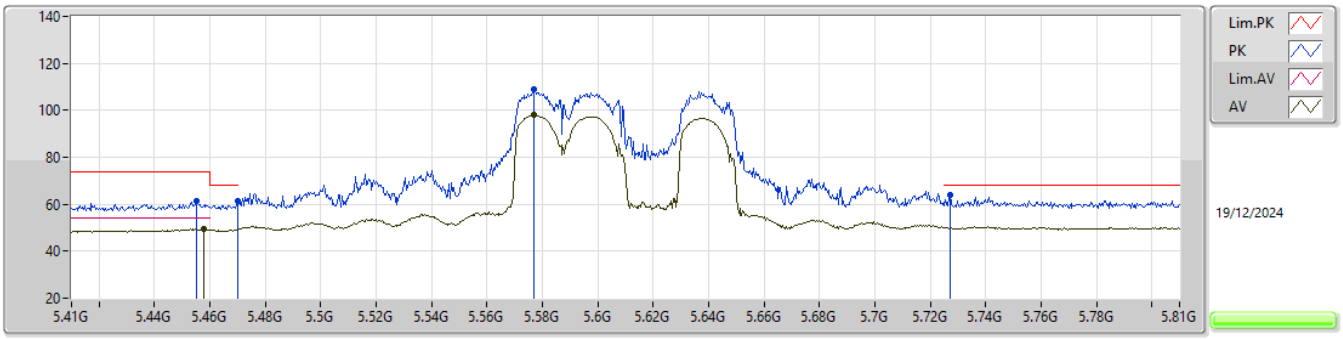

EUT Z_2TX
Setting 17.5
01-V-J-10-10

Type	Freq	Level	Limit	Margin	Raw	Dist	Condition	Azimuth	Height	Comment	AF	CL	PA
	(Hz)	(dBuV/m)	(dBuV/m)	(dB)	(dBuV)	(m)		(°)	(m)		(dB)	(dB)	(dB)
PK	5.4552G	61.33	74.00	-12.67	53.44	3	Horizontal	304	1.00	-	33.53	6.83	32.47
AV	5.4576G	49.49	54.00	-4.51	41.57	3	Horizontal	304	1.00	-	33.55	6.84	32.47
PK	5.47G	61.24	68.20	-6.96	53.23	3	Horizontal	304	1.00	-	33.62	6.86	32.47
PK	5.5768G	108.72	Inf	-Inf	100.22	3	Horizontal	304	1.00	-	33.90	7.06	32.46
AV	5.5768G	97.92	Inf	-Inf	89.42	3	Horizontal	304	1.00	-	33.90	7.06	32.46
PK	5.7272G	64.02	68.20	-4.18	55.11	3	Horizontal	304	1.00	-	34.10	7.26	32.45

5.47-5.725GHz_802.11be EHT80_Nss1,(MCS0),RU484+RU242 MRU 3_2TX

5610MHz_TX

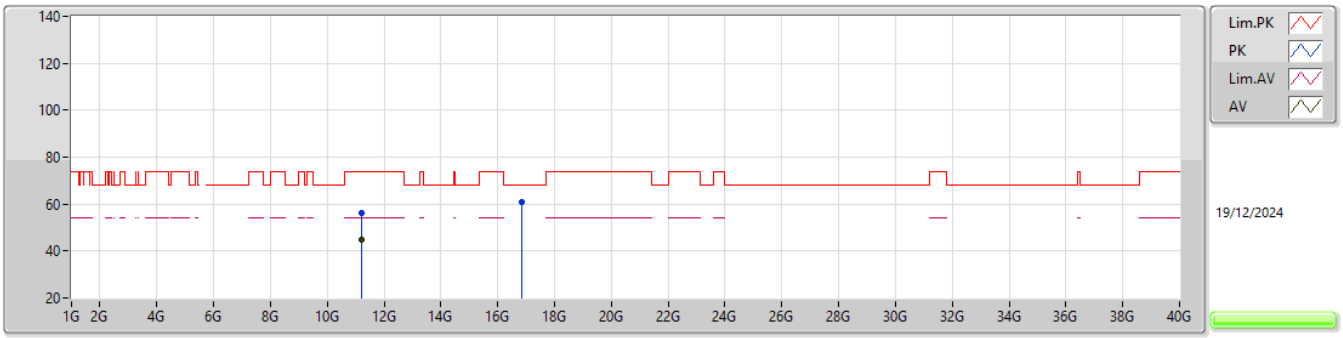

EUT Z_2TX
Setting 17.5
01-V-J-10

Type	Freq	Level	Limit	Margin	Raw	Dist	Condition	Azimuth	Height	Comment	AF	CL	PA
	(Hz)	(dBuV/m)	(dBuV/m)	(dB)	(dBuV)	(m)		(°)	(m)		(dB)	(dB)	(dB)
PK	11.21862G	56.33	74.00	-17.67	38.43	3	Vertical	121	1.80	-	38.84	11.56	32.50
AV	11.21496G	44.69	54.00	-9.31	26.79	3	Vertical	121	1.80	-	38.83	11.56	32.49
PK	16.83948G	61.12	68.20	-7.08	39.07	3	Vertical	2	1.80	-	40.36	13.89	32.20

5.47-5.725GHz_802.11be EHT80_Nss1,(MCS0),RU484+RU242 MRU 3_2TX

5610MHz_TX

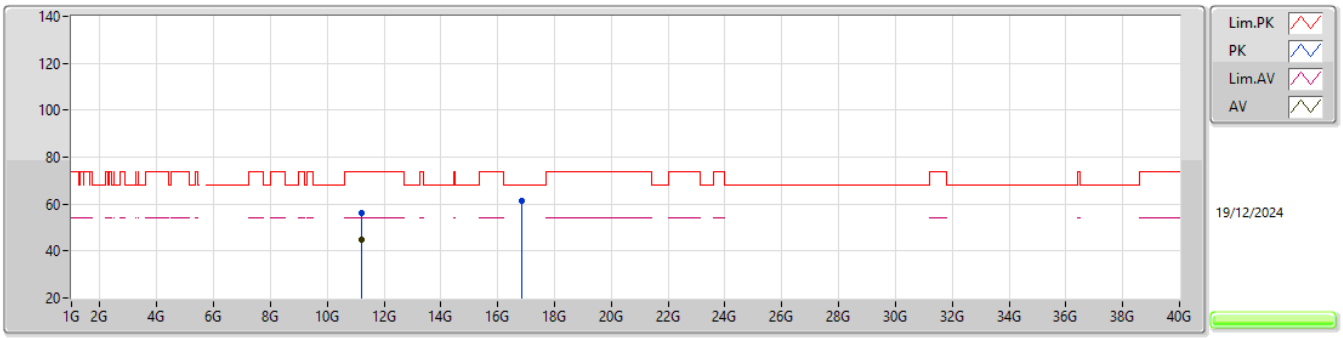

EUT Z_2TX
Setting 17.5
01-V-J-10

Type	Freq	Level	Limit	Margin	Raw	Dist	Condition	Azimuth	Height	Comment	AF	CL	PA
	(Hz)	(dBuV/m)	(dBuV/m)	(dB)	(dBuV)	(m)		(°)	(m)		(dB)	(dB)	(dB)
PK	11.2218G	56.12	74.00	-17.88	38.21	3	Horizontal	322	1.80	-	38.84	11.57	32.50
AV	11.21304G	44.63	54.00	-9.37	26.73	3	Horizontal	322	1.80	-	38.83	11.56	32.49
PK	16.83092G	61.48	68.20	-6.72	39.48	3	Horizontal	183	1.80	-	40.32	13.89	32.21

5.47-5.725GHz_802.11be EHT80_Nss1,(MCS0),RU242+RU242 MRU 1_2TX

5610MHz_TX

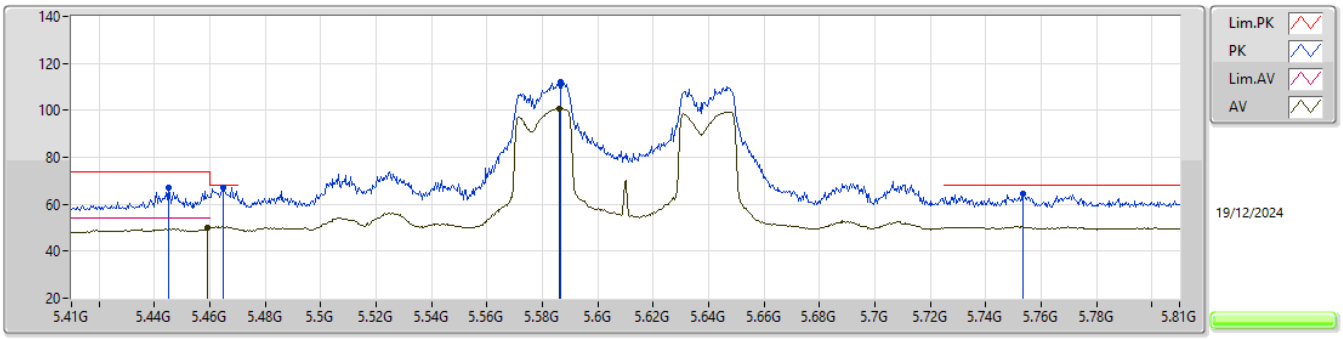

EUT Z_2TX
Setting 13
01-V-J-10-10

Type	Freq	Level	Limit	Margin	Raw	Dist	Condition	Azimuth	Height	Comment	AF	CL	PA
	(Hz)	(dBuV/m)	(dBuV/m)	(dB)	(dBuV)	(m)		(°)	(m)		(dB)	(dB)	(dB)
PK	5.4452G	66.88	74.00	-7.12	59.06	3	Vertical	69	3.00	-	33.48	6.81	32.47
PK	5.4648G	67.27	68.20	-0.93	59.30	3	Vertical	69	3.00	-	33.59	6.85	32.47
AV	5.4592G	49.92	54.00	-4.08	41.99	3	Vertical	69	3.00	-	33.56	6.84	32.47
PK	5.5864G	112.10	Inf	-Inf	103.59	3	Vertical	69	3.00	-	33.90	7.07	32.46
AV	5.586G	100.76	Inf	-Inf	92.25	3	Vertical	69	3.00	-	33.90	7.07	32.46
PK	5.7536G	64.62	68.20	-3.58	55.67	3	Vertical	69	3.00	-	34.11	7.29	32.45

5.47-5.725GHz_802.11be EHT80_Nss1,(MCS0),RU242+RU242 MRU 1_2TX

5610MHz_TX

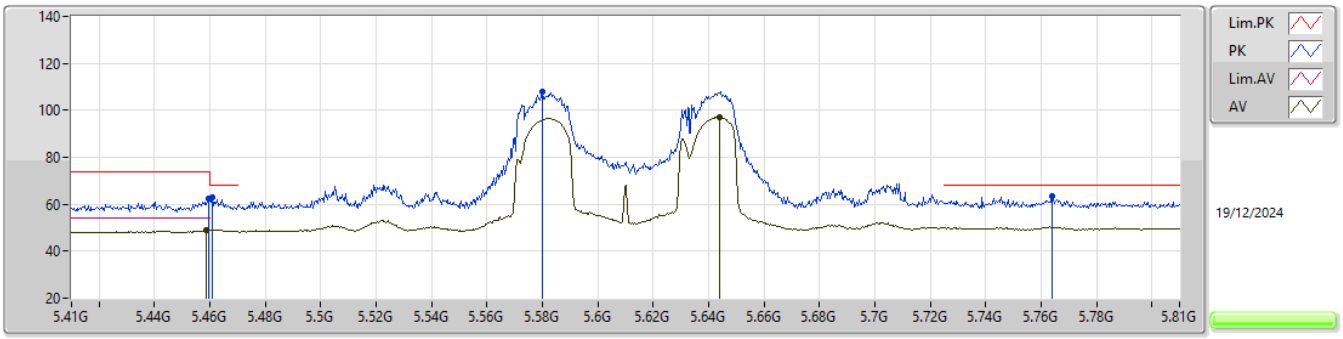

EUT Z_2TX
Setting 13
01-V-J-10-10

Type	Freq	Level	Limit	Margin	Raw	Dist	Condition	Azimuth	Height	Comment	AF	CL	PA
	(Hz)	(dBuV/m)	(dBuV/m)	(dB)	(dBuV)	(m)		(°)	(m)		(dB)	(dB)	(dB)
PK	5.4596G	62.35	74.00	-11.65	54.42	3	Horizontal	307	2.30	-	33.56	6.84	32.47
AV	5.4588G	48.88	54.00	-5.12	40.96	3	Horizontal	307	2.30	-	33.55	6.84	32.47
PK	5.4608G	62.76	68.20	-5.44	54.83	3	Horizontal	307	2.30	-	33.56	6.84	32.47
PK	5.58G	107.83	Inf	-Inf	99.33	3	Horizontal	307	2.30	-	33.90	7.06	32.46
AV	5.644G	96.99	Inf	-Inf	88.30	3	Horizontal	307	2.30	-	33.99	7.15	32.45
PK	5.764G	63.64	68.20	-4.56	54.66	3	Horizontal	307	2.30	-	34.13	7.30	32.45

5.47-5.725GHz_802.11be EHT80_Nss1,(MCS0),RU242+RU242 MRU 1_2TX

5610MHz_TX

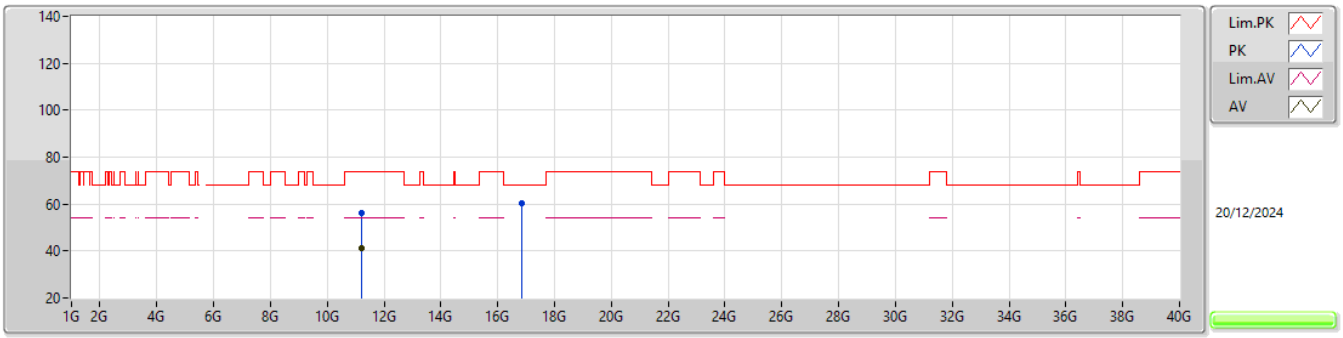

EUT Z_2TX
Setting 13
04-D-J-10

Type	Freq	Level	Limit	Margin	Raw	Dist	Condition	Azimuth	Height	Comment	AF	CL	PA
	(Hz)	(dBuV/m)	(dBuV/m)	(dB)	(dBuV)	(m)		(°)	(m)		(dB)	(dB)	(dB)
PK	11.21788G	56.40	74.00	-17.60	50.27	3	Vertical	320	1.80	-	39.07	10.25	43.19
AV	11.21072G	41.39	54.00	-12.61	35.28	3	Vertical	320	1.80	-	39.04	10.25	43.18
PK	16.82856G	60.55	68.20	-7.65	47.89	3	Vertical	206	3.00	-	38.36	16.22	41.92

5.47-5.725GHz_802.11be EHT80_Nss1,(MCS0),RU242+RU242 MRU 1_2TX

5610MHz_TX

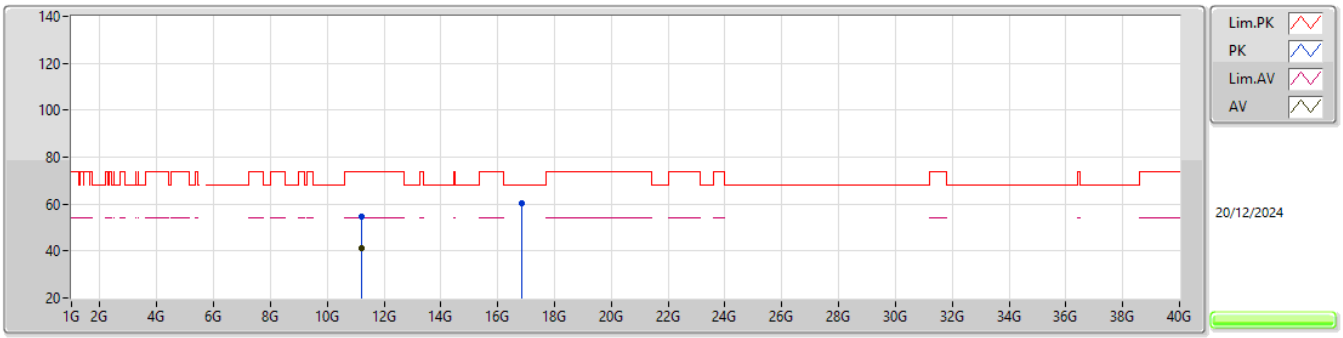

EUT Z_2TX
Setting 13
04-D-J-10

Type	Freq	Level	Limit	Margin	Raw	Dist	Condition	Azimuth	Height	Comment	AF	CL	PA
	(Hz)	(dBuV/m)	(dBuV/m)	(dB)	(dBuV)	(m)		(°)	(m)		(dB)	(dB)	(dB)
PK	11.2259G	54.54	74.00	-19.46	48.37	3	Horizontal	108	1.00	-	39.10	10.26	43.19
AV	11.21516G	41.30	54.00	-12.70	35.18	3	Horizontal	108	1.00	-	39.06	10.25	43.19
PK	16.83932G	60.10	68.20	-8.10	47.43	3	Horizontal	212	1.52	-	38.38	16.22	41.93

5.47-5.725GHz_802.11be EHT80_Nss1,(MCS0),RU484+RU242 MRU 3_2TX

5690MHz Straddle 5.47-5.725GHz_TX

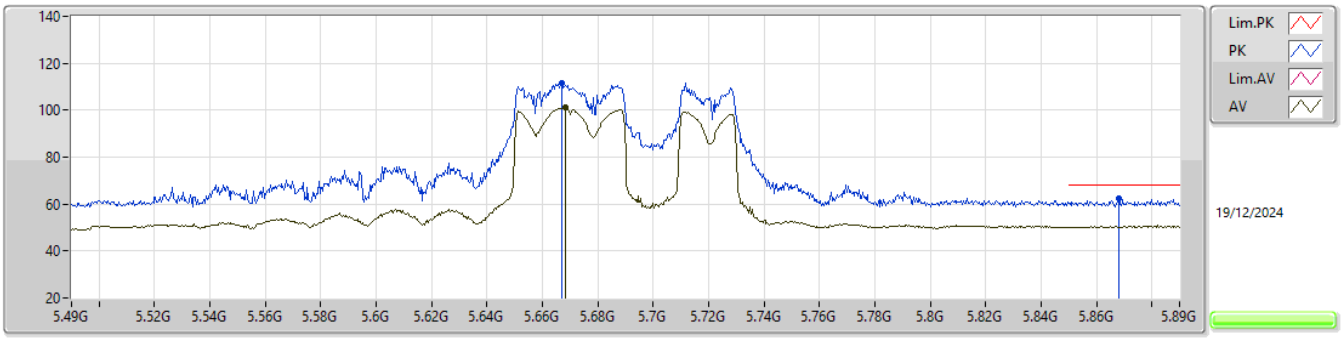

EUT Z_2TX
Setting 18
01-V-J-10-10

Type	Freq	Level	Limit	Margin	Raw	Dist	Condition	Azimuth	Height	Comment	AF	CL	PA
	(Hz)	(dBuV/m)	(dBuV/m)	(dB)	(dBuV)	(m)		(°)	(m)		(dB)	(dB)	(dB)
PK	5.6672G	111.70	Inf	-Inf	102.94	3	Vertical	70	3.00	-	34.03	7.18	32.45
AV	5.6684G	101.01	Inf	-Inf	92.23	3	Vertical	70	3.00	-	34.04	7.19	32.45
PK	5.868G	62.43	68.20	-5.77	52.87	3	Vertical	70	3.00	-	34.61	7.40	32.45

5.47-5.725GHz_802.11be EHT80_Nss1,(MCS0),RU484+RU242 MRU 3_2TX

5690MHz Straddle 5.47-5.725GHz_TX

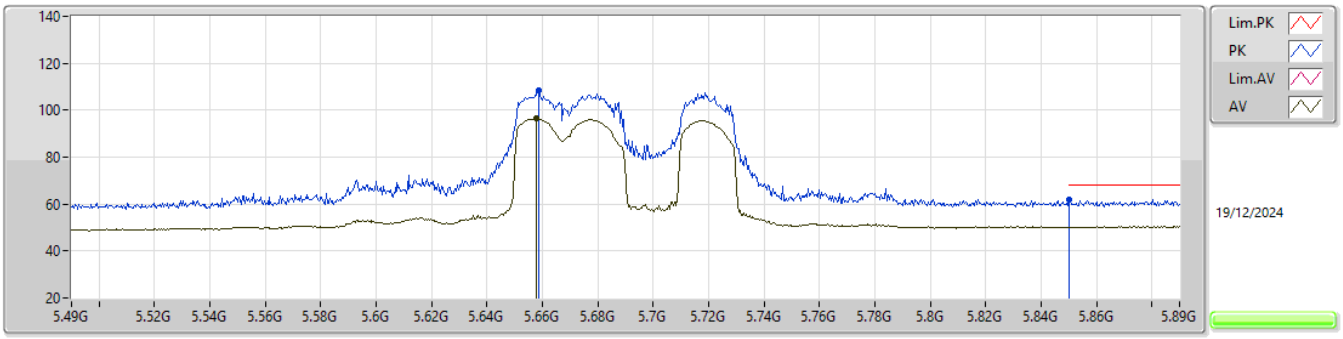

EUT Z_2TX
Setting 18
01-V-J-10-10

Type	Freq	Level	Limit	Margin	Raw	Dist	Condition	Azimuth	Height	Comment	AF	CL	PA
	(Hz)	(dBuV/m)	(dBuV/m)	(dB)	(dBuV)	(m)		(°)	(m)		(dB)	(dB)	(dB)
PK	5.6588G	108.47	Inf	-Inf	99.73	3	Horizontal	91	2.13	-	34.02	7.17	32.45
AV	5.6576G	96.44	Inf	-Inf	87.70	3	Horizontal	91	2.13	-	34.02	7.17	32.45
PK	5.85G	62.08	68.20	-6.12	52.64	3	Horizontal	91	2.13	-	34.50	7.39	32.45

5.47-5.725GHz_802.11be EHT80_Nss1,(MCS0),RU484+RU242 MRU 3_2TX

5690MHz Straddle 5.47-5.725GHz_TX

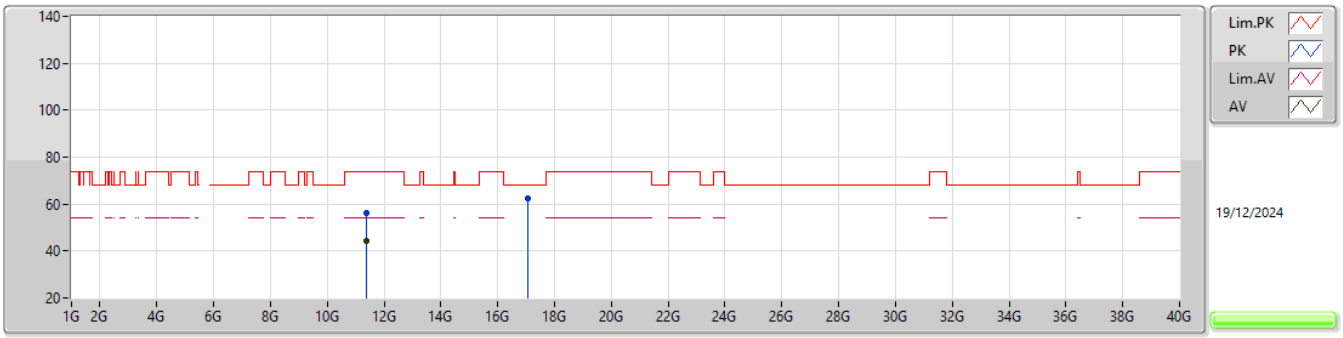

EUT Z_2TX
Setting 18
01-V-J-10

Type	Freq	Level	Limit	Margin	Raw	Dist	Condition	Azimuth	Height	Comment	AF	CL	PA
	(Hz)	(dBuV/m)	(dBuV/m)	(dB)	(dBuV)	(m)		(°)	(m)		(dB)	(dB)	(dB)
PK	11.38688G	56.04	74.00	-17.96	37.76	3	Vertical	10	1.80	-	39.10	11.73	32.55
AV	11.3858G	44.06	54.00	-9.94	25.78	3	Vertical	10	1.80	-	39.10	11.73	32.55
PK	17.07854G	62.31	68.20	-5.89	39.37	3	Vertical	85	1.79	-	41.01	13.96	32.03

5.47-5.725GHz_802.11be EHT80_Nss1,(MCS0),RU484+RU242 MRU 3_2TX

5690MHz Straddle 5.47-5.725GHz_TX

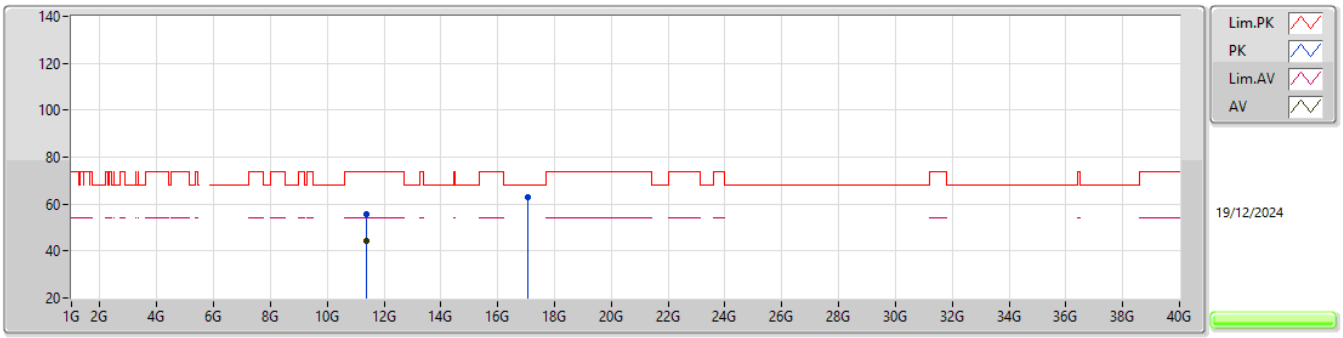

EUT Z_2TX
Setting 18
01-V-J-10

Type	Freq	Level	Limit	Margin	Raw	Dist	Condition	Azimuth	Height	Comment	AF	CL	PA
	(Hz)	(dBuV/m)	(dBuV/m)	(dB)	(dBuV)	(m)		(°)	(m)		(dB)	(dB)	(dB)
PK	11.3888G	55.68	74.00	-18.32	37.39	3	Horizontal	343	2.05	-	39.10	11.74	32.55
AV	11.38534G	44.14	54.00	-9.86	25.86	3	Horizontal	343	2.05	-	39.10	11.73	32.55
PK	17.06148G	62.80	68.20	-5.40	39.93	3	Horizontal	86	1.01	-	40.95	13.96	32.04

5.47-5.725GHz_802.11be EHT80_Nss1,(MCS0),RU242+RU242 MRU 1_2TX

5690MHz Straddle 5.47-5.725GHz_TX

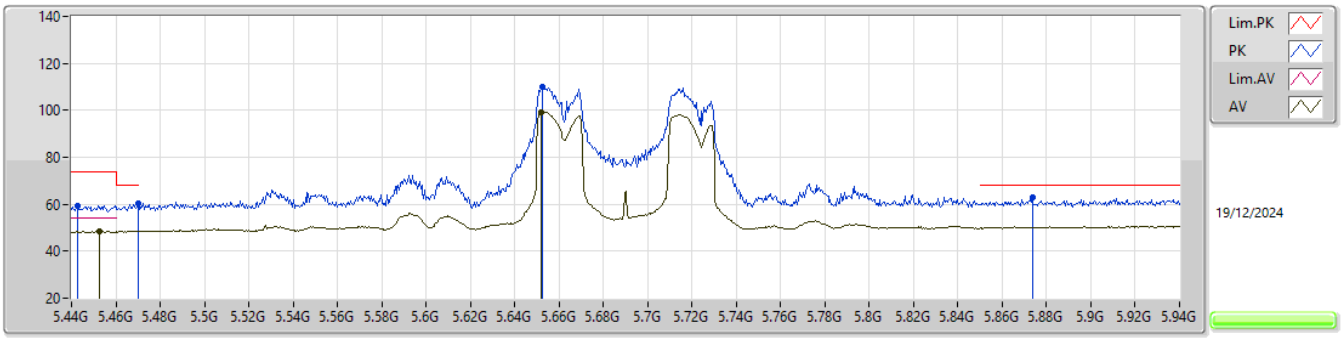

EUT Z_2TX
Setting 13.5
01-V-J-10-10

Type	Freq	Level	Limit	Margin	Raw	Dist	Condition	Azimuth	Height	Comment	AF	CL	PA
	(Hz)	(dBuV/m)	(dBuV/m)	(dB)	(dBuV)	(m)		(°)	(m)		(dB)	(dB)	(dB)
PK	5.443G	59.50	74.00	-14.50	51.69	3	Vertical	82	2.95	-	33.47	6.81	32.47
AV	5.4525G	48.40	54.00	-5.60	40.52	3	Vertical	82	2.95	-	33.52	6.83	32.47
PK	5.47G	60.51	68.20	-7.69	52.50	3	Vertical	82	2.95	-	33.62	6.86	32.47
PK	5.6525G	109.85	Inf	-Inf	101.12	3	Vertical	82	2.95	-	34.01	7.17	32.45
AV	5.652G	99.29	Inf	-Inf	90.57	3	Vertical	82	2.95	-	34.00	7.17	32.45
PK	5.8735G	62.78	68.20	-5.42	53.18	3	Vertical	82	2.95	-	34.64	7.41	32.45

5.47-5.725GHz_802.11be EHT80_Nss1,(MCS0),RU242+RU242 MRU 1_2TX

5690MHz Straddle 5.47-5.725GHz_TX

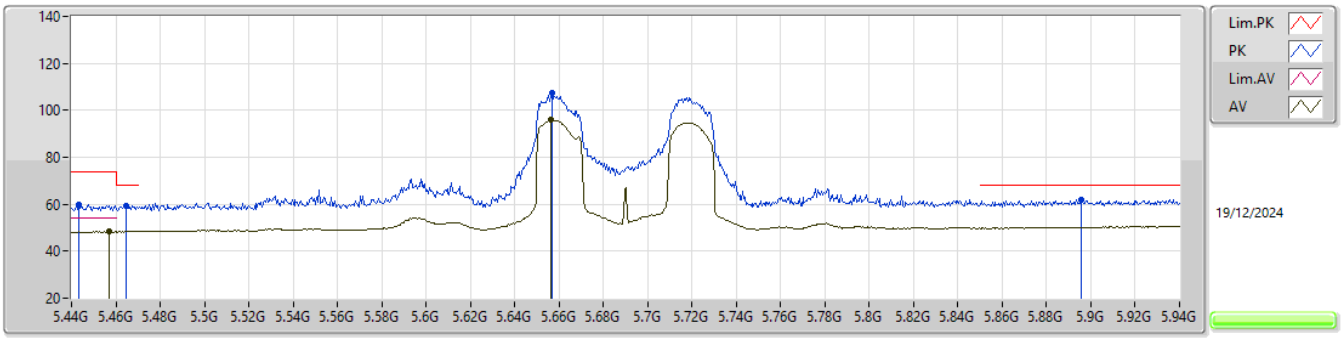

EUT Z_2TX
Setting 13.5
01-V-J-10-10

Type	Freq	Level	Limit	Margin	Raw	Dist	Condition	Azimuth	Height	Comment	AF	CL	PA
	(Hz)	(dBuV/m)	(dBuV/m)	(dB)	(dBuV)	(m)		(°)	(m)		(dB)	(dB)	(dB)
PK	5.4435G	60.08	74.00	-13.92	52.27	3	Horizontal	88	2.13	-	33.47	6.81	32.47
PK	5.4645G	59.33	68.20	-8.87	51.36	3	Horizontal	88	2.13	-	33.59	6.85	32.47
AV	5.457G	48.38	54.00	-5.62	40.47	3	Horizontal	88	2.13	-	33.54	6.84	32.47
PK	5.657G	107.31	Inf	-Inf	98.58	3	Horizontal	88	2.13	-	34.01	7.17	32.45
AV	5.6565G	95.83	Inf	-Inf	87.10	3	Horizontal	88	2.13	-	34.01	7.17	32.45
PK	5.8955G	62.04	68.20	-6.16	52.29	3	Horizontal	88	2.13	-	34.77	7.42	32.44

5.47-5.725GHz_802.11be EHT80_Nss1,(MCS0),RU242+RU242 MRU 1_2TX

5690MHz Straddle 5.47-5.725GHz_TX

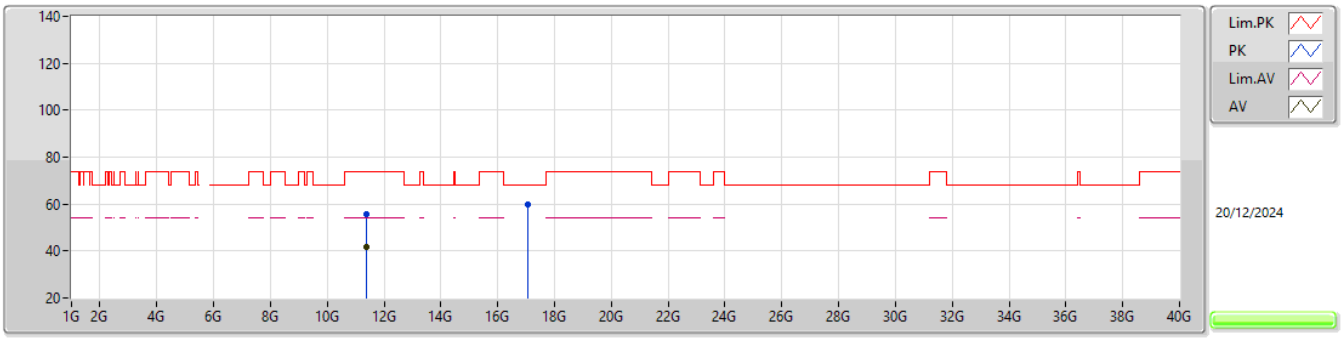

EUT Z_2TX
Setting 13.5
04-D-J-10

Type	Freq	Level	Limit	Margin	Raw	Dist	Condition	Azimuth	Height	Comment	AF	CL	PA
	(Hz)	(dBuV/m)	(dBuV/m)	(dB)	(dBuV)	(m)		(°)	(m)		(dB)	(dB)	(dB)
PK	11.37904G	55.62	74.00	-18.38	49.36	3	Vertical	337	1.44	-	39.14	10.37	43.25
AV	11.3813G	41.48	54.00	-12.52	35.21	3	Vertical	337	1.44	-	39.14	10.38	43.25
PK	17.0697G	60.05	68.20	-8.15	47.41	3	Vertical	17	2.99	-	38.40	16.31	42.07

5.47-5.725GHz_802.11be EHT80_Nss1,(MCS0),RU242+RU242 MRU 1_2TX

5690MHz Straddle 5.47-5.725GHz_TX

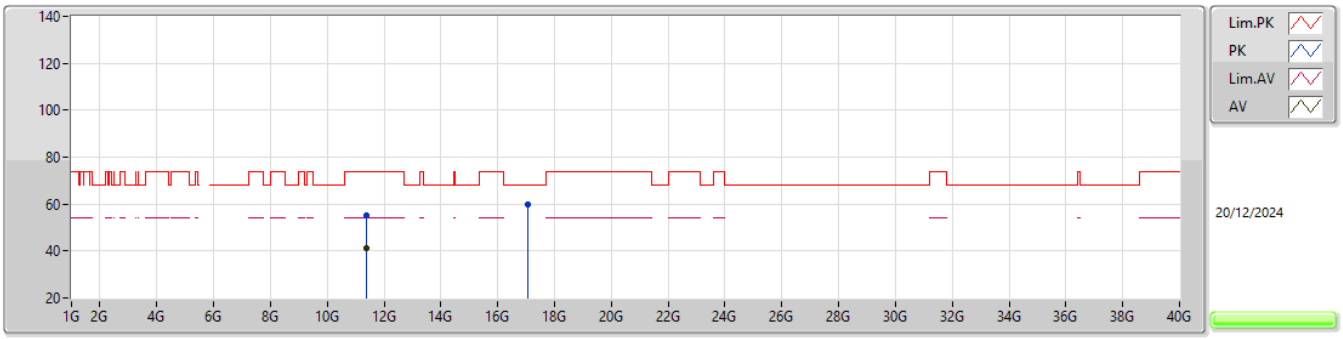

EUT Z_2TX
Setting 13.5
04-D-J-10

Type	Freq	Level	Limit	Margin	Raw	Dist	Condition	Azimuth	Height	Comment	AF	CL	PA
	(Hz)	(dBuV/m)	(dBuV/m)	(dB)	(dBuV)	(m)		(°)	(m)		(dB)	(dB)	(dB)
PK	11.38374G	55.33	74.00	-18.67	49.07	3	Horizontal	254	1.80	-	39.13	10.38	43.25
AV	11.37744G	41.41	54.00	-12.59	35.14	3	Horizontal	254	1.80	-	39.15	10.37	43.25
PK	17.076G	59.86	68.20	-8.34	47.21	3	Horizontal	78	2.55	-	38.40	16.32	42.07

5.725-5.85GHz_802.11be EHT80_Nss1,(MCS0),RU484+RU242 MRU 3_2TX

5775MHz_TX

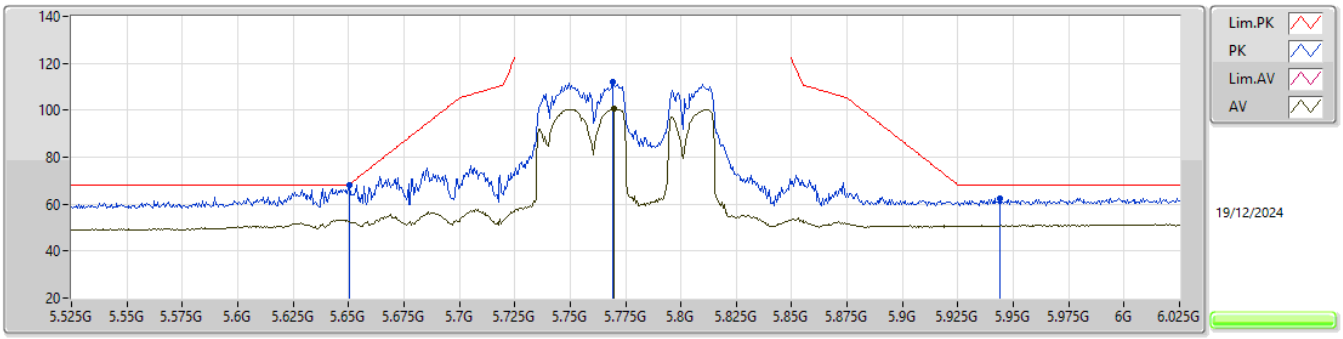

EUT Z_2TX
Setting 17.5
01-V-J-10-10

Type	Freq	Level	Limit	Margin	Raw	Dist	Condition	Azimuth	Height	Comment	AF	CL	PA
	(Hz)	(dBuV/m)	(dBuV/m)	(dB)	(dBuV)	(m)		(°)	(m)		(dB)	(dB)	(dB)
PK	5.6505G	68.09	68.57	-0.48	59.38	3	Vertical	24	3.00	-	34.00	7.16	32.45
PK	5.769G	112.31	Inf	-Inf	103.31	3	Vertical	24	3.00	-	34.14	7.31	32.45
AV	5.77G	100.47	Inf	-Inf	91.47	3	Vertical	24	3.00	-	34.14	7.31	32.45
PK	5.944G	62.60	68.20	-5.60	52.52	3	Vertical	24	3.00	-	35.06	7.46	32.44

5.725-5.85GHz_802.11be EHT80_Nss1,(MCS0),RU484+RU242 MRU 3_2TX

5775MHz_TX

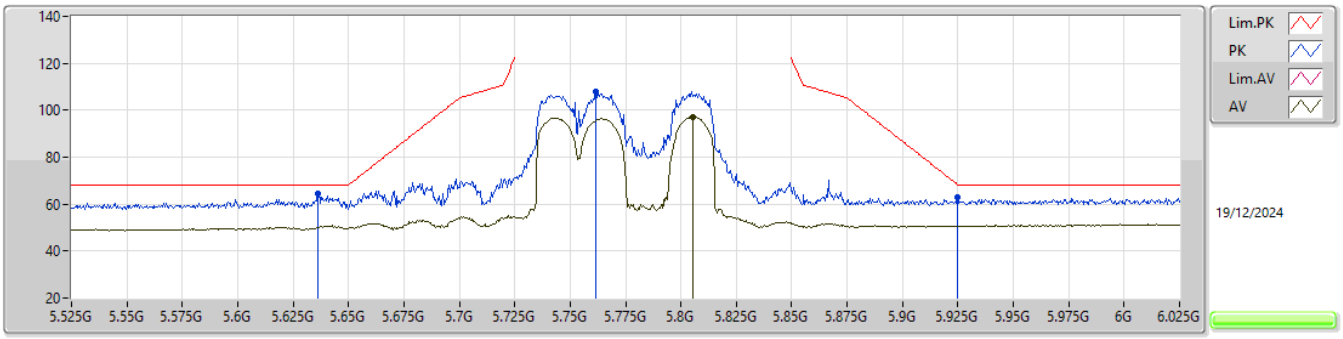

EUT Z_2TX
Setting 17.5
01-V-J-10-10

Type	Freq	Level	Limit	Margin	Raw	Dist	Condition	Azimuth	Height	Comment	AF	CL	PA
	(Hz)	(dBuV/m)	(dBuV/m)	(dB)	(dBuV)	(m)		(°)	(m)		(dB)	(dB)	(dB)
PK	5.636G	64.26	68.20	-3.94	55.60	3	Horizontal	78	2.14	-	33.97	7.14	32.45
PK	5.7615G	108.14	Inf	-Inf	99.17	3	Horizontal	78	2.14	-	34.12	7.30	32.45
AV	5.8055G	97.26	Inf	-Inf	88.13	3	Horizontal	78	2.14	-	34.23	7.35	32.45
PK	5.925G	62.95	68.20	-5.25	53.00	3	Horizontal	78	2.14	-	34.95	7.44	32.44

5.725-5.85GHz_802.11be EHT80_Nss1,(MCS0),RU484+RU242 MRU 3_2TX

5775MHz_TX

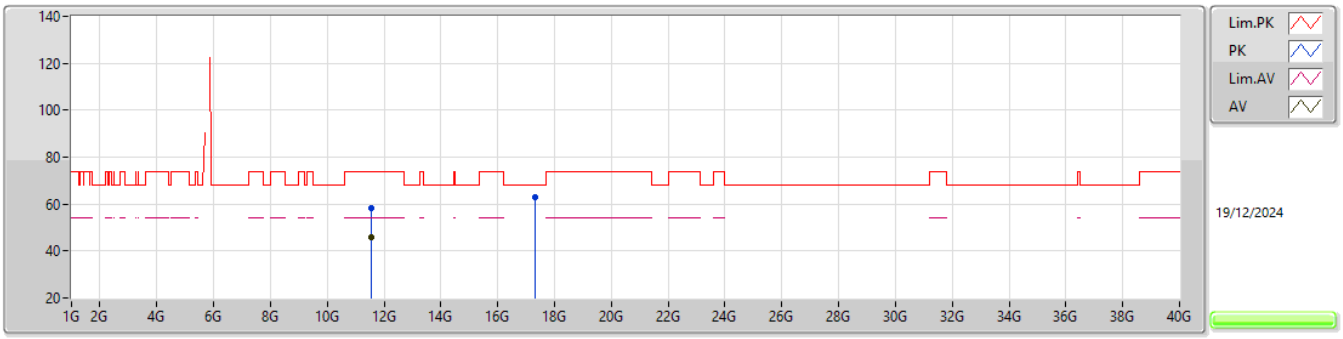

EUT Z_2TX
Setting 17.5
01-V-J-10

Type	Freq	Level	Limit	Margin	Raw	Dist	Condition	Azimuth	Height	Comment	AF	CL	PA
	(Hz)	(dBuV/m)	(dBuV/m)	(dB)	(dBuV)	(m)		(°)	(m)		(dB)	(dB)	(dB)
PK	11.55268G	58.02	74.00	-15.98	39.73	3	Vertical	326	1.80	-	38.99	11.90	32.60
AV	11.5518G	45.83	54.00	-8.17	27.53	3	Vertical	326	1.80	-	39.00	11.90	32.60
PK	17.3214G	62.70	68.20	-5.50	38.80	3	Vertical	76	1.80	-	41.74	14.03	31.87

5.725-5.85GHz_802.11be EHT80_Nss1,(MCS0),RU484+RU242 MRU 3_2TX

5775MHz_TX

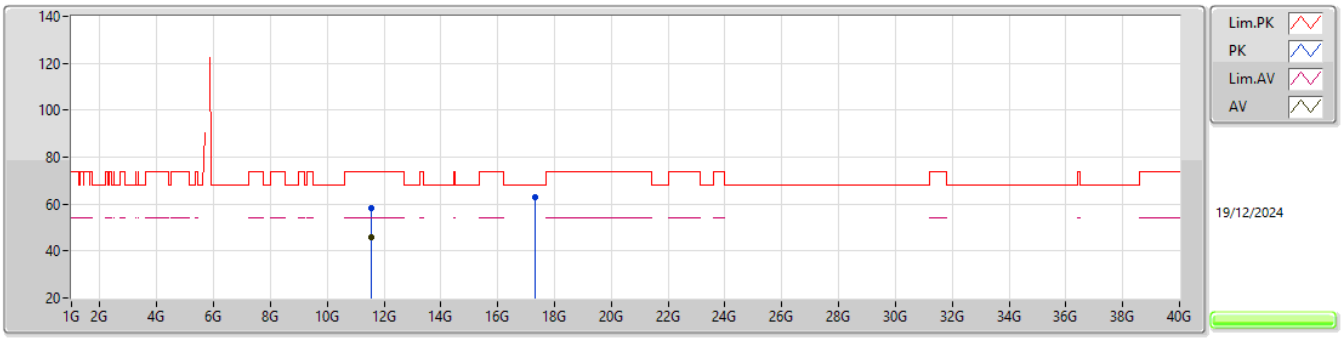

EUT Z_2TX
Setting 17.5
01-V-J-10

Type	Freq	Level	Limit	Margin	Raw	Dist	Condition	Azimuth	Height	Comment	AF	CL	PA
	(Hz)	(dBuV/m)	(dBuV/m)	(dB)	(dBuV)	(m)		(°)	(m)		(dB)	(dB)	(dB)
PK	11.55128G	58.26	74.00	-15.74	39.96	3	Horizontal	187	2.35	-	39.00	11.90	32.60
AV	11.55338G	45.87	54.00	-8.13	27.58	3	Horizontal	187	2.35	-	38.99	11.90	32.60
PK	17.33242G	63.14	68.20	-5.06	39.21	3	Horizontal	201	1.80	-	41.76	14.04	31.87

5.725-5.85GHz_802.11be EHT80_Nss1,(MCS0),RU242+RU242 MRU 1_2TX

5775MHz_TX

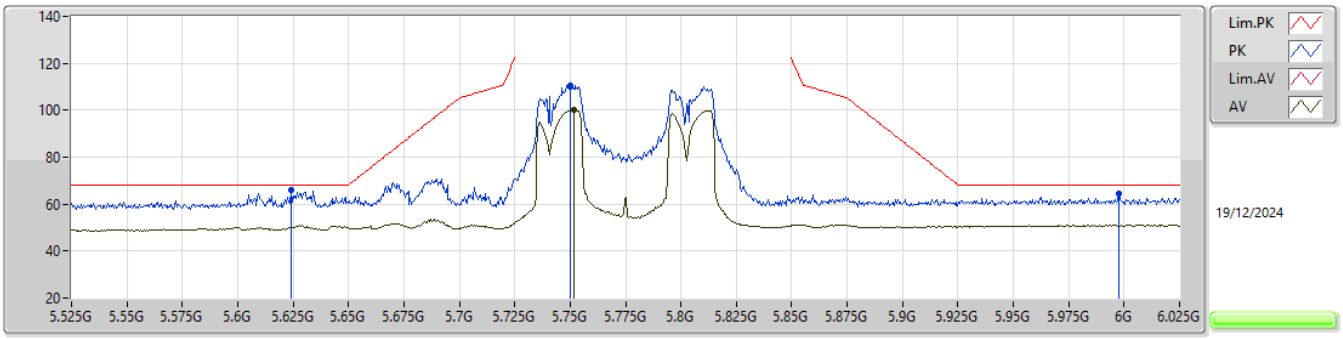

EUT Z_2TX
Setting 13.5
01-V-J-10-10

Type	Freq	Level	Limit	Margin	Raw	Dist	Condition	Azimuth	Height	Comment	AF	CL	PA
	(Hz)	(dBuV/m)	(dBuV/m)	(dB)	(dBuV)	(m)		(°)	(m)		(dB)	(dB)	(dB)
PK	5.624G	66.08	68.20	-2.12	57.46	3	Vertical	26	3.00	-	33.95	7.13	32.46
PK	5.75G	110.69	Inf	-Inf	101.75	3	Vertical	26	3.00	-	34.10	7.29	32.45
AV	5.7515G	100.26	Inf	-Inf	91.32	3	Vertical	26	3.00	-	34.10	7.29	32.45
PK	5.9975G	64.31	68.20	-3.89	53.96	3	Vertical	26	3.00	-	35.29	7.50	32.44

5.725-5.85GHz_802.11be EHT80_Nss1,(MCS0),RU242+RU242 MRU 1_2TX

5775MHz_TX

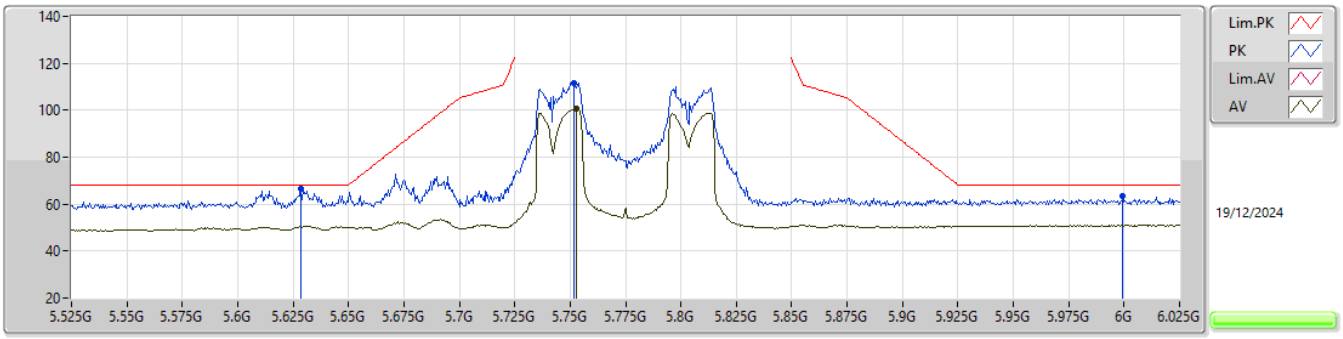

EUT Z_2TX
Setting 13.5
01-V-J-10-10

Type	Freq	Level	Limit	Margin	Raw	Dist	Condition	Azimuth	Height	Comment	AF	CL	PA
	(Hz)	(dBuV/m)	(dBuV/m)	(dB)	(dBuV)	(m)		(°)	(m)		(dB)	(dB)	(dB)
PK	5.6285G	66.66	68.20	-1.54	58.01	3	Horizontal	265	1.00	-	33.96	7.14	32.45
PK	5.7515G	111.71	Inf	-Inf	102.77	3	Horizontal	265	1.00	-	34.10	7.29	32.45
AV	5.753G	100.45	Inf	-Inf	91.50	3	Horizontal	265	1.00	-	34.11	7.29	32.45
PK	5.9995G	63.44	68.20	-4.76	53.08	3	Horizontal	265	1.00	-	35.30	7.50	32.44

5.725-5.85GHz_802.11be EHT80_Nss1,(MCS0),RU242+RU242 MRU 1_2TX

5775MHz_TX

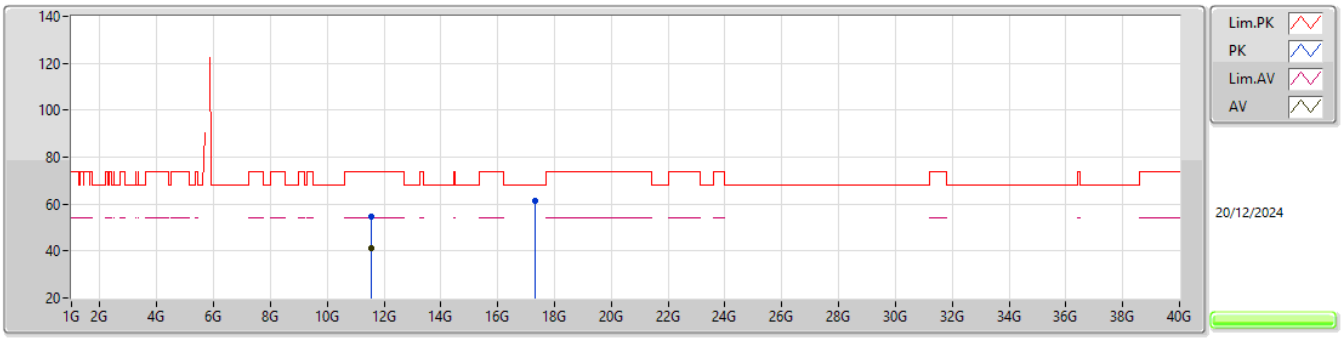

EUT Z_2TX
Setting 13.5
01-V-J-10

Type	Freq	Level	Limit	Margin	Raw	Dist	Condition	Azimuth	Height	Comment	AF	CL	PA
	(Hz)	(dBuV/m)	(dBuV/m)	(dB)	(dBuV)	(m)		(°)	(m)		(dB)	(dB)	(dB)
PK	11.54528G	54.62	74.00	-19.38	48.50	3	Vertical	28	1.35	-	38.91	10.50	43.29
AV	11.54384G	41.10	54.00	-12.90	34.98	3	Vertical	28	1.35	-	38.91	10.50	43.29
PK	17.3348G	61.39	68.20	-6.81	47.87	3	Vertical	127	2.63	-	39.11	16.42	42.01

5.725-5.85GHz_802.11be EHT80_Nss1,(MCS0),RU242+RU242 MRU 1_2TX

5775MHz_TX

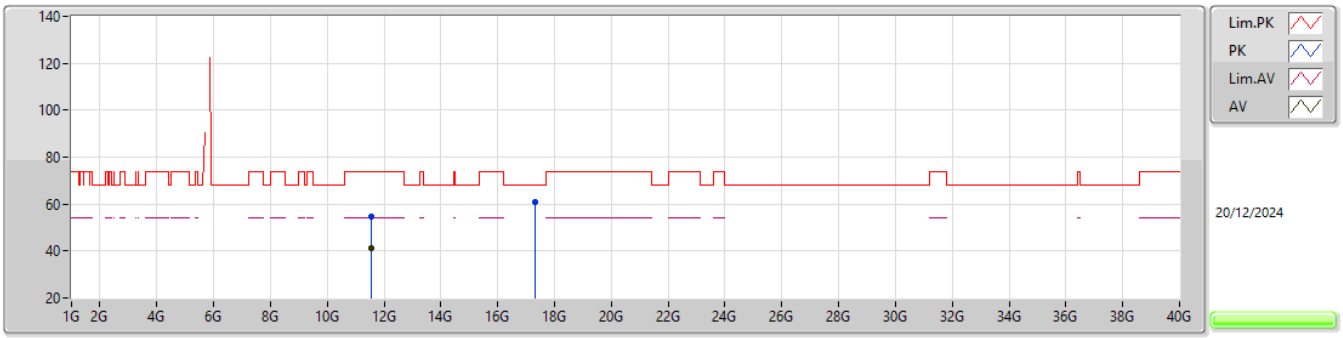

EUT Z_2TX
Setting 13.5
01-V-J-10

Type	Freq	Level	Limit	Margin	Raw	Dist	Condition	Azimuth	Height	Comment	AF	CL	PA
	(Hz)	(dBuV/m)	(dBuV/m)	(dB)	(dBuV)	(m)		(°)	(m)		(dB)	(dB)	(dB)
PK	11.54582G	54.59	74.00	-19.41	48.47	3	Horizontal	65	1.71	-	38.91	10.50	43.29
AV	11.54516G	41.16	54.00	-12.84	35.04	3	Horizontal	65	1.71	-	38.91	10.50	43.29
PK	17.33084G	61.09	68.20	-7.11	47.59	3	Horizontal	182	1.14	-	39.09	16.42	42.01

5.15-5.25GHz_802.11be EHT160_Nss1,(MCS0),RU996+RU484 MRU 2_2TX

5250MHz Straddle 5.15-5.25GHz_TX

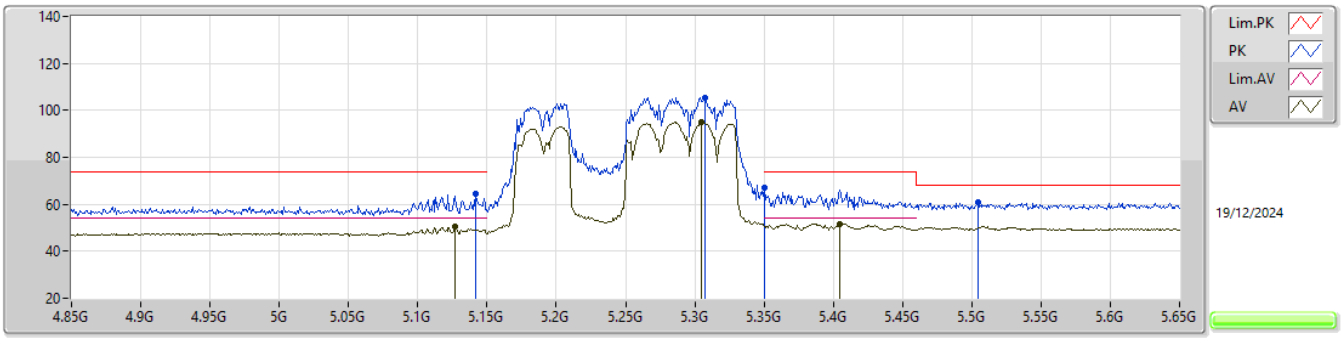

EUT Z_2TX
Setting 16
01-V-J-10-10

Type	Freq	Level	Limit	Margin	Raw	Dist	Condition	Azimuth	Height	Comment	AF	CL	PA
	(Hz)	(dBuV/m)	(dBuV/m)	(dB)	(dBuV)	(m)		(°)	(m)		(dB)	(dB)	(dB)
PK	5.142G	64.31	74.00	-9.69	57.44	3	Vertical	98	2.46	-	32.78	6.64	32.55
AV	5.1268G	50.28	54.00	-3.72	43.44	3	Vertical	98	2.46	-	32.75	6.64	32.55
PK	5.3076G	105.48	Inf	-Inf	98.29	3	Vertical	98	2.46	-	33.02	6.68	32.51
AV	5.3044G	94.86	Inf	-Inf	87.68	3	Vertical	98	2.46	-	33.01	6.68	32.51
PK	5.35G	67.18	74.00	-6.82	59.87	3	Vertical	98	2.46	-	33.10	6.71	32.50
AV	5.4044G	51.69	54.00	-2.31	44.11	3	Vertical	98	2.46	-	33.32	6.74	32.48
PK	5.5044G	60.89	68.20	-7.31	52.62	3	Vertical	98	2.46	-	33.81	6.92	32.46

5.15-5.25GHz_802.11be EHT160_Nss1,(MCS0),RU996+RU484 MRU 2_2TX

5250MHz Straddle 5.15-5.25GHz_TX

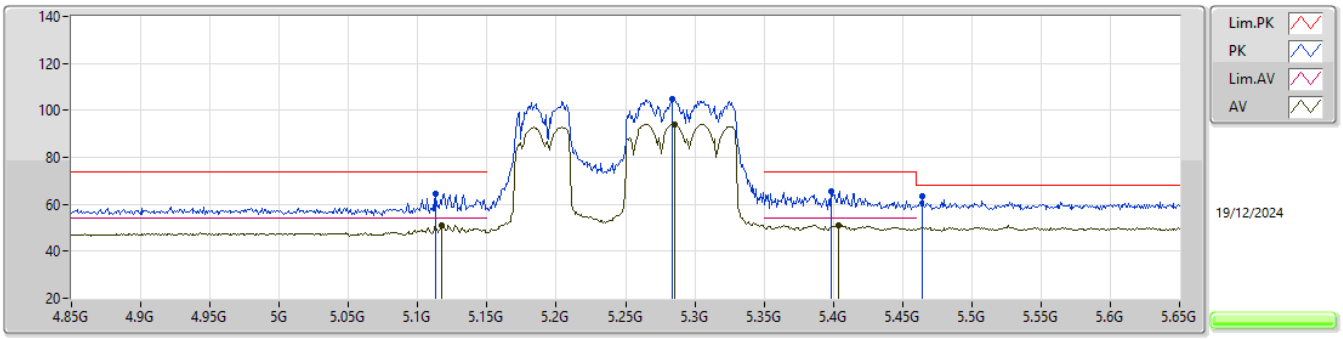

EUT Z_2TX
Setting 16
01-V-J-10-10

Type	Freq	Level	Limit	Margin	Raw	Dist	Condition	Azimuth	Height	Comment	AF	CL	PA
	(Hz)	(dBuV/m)	(dBuV/m)	(dB)	(dBuV)	(m)		(°)	(m)		(dB)	(dB)	(dB)
PK	5.1132G	64.59	74.00	-9.41	57.76	3	Horizontal	262	1.06	-	32.73	6.65	32.55
AV	5.1172G	50.97	54.00	-3.03	44.14	3	Horizontal	262	1.06	-	32.73	6.65	32.55
PK	5.2836G	104.84	Inf	-Inf	97.71	3	Horizontal	262	1.06	-	32.97	6.67	32.51
AV	5.2852G	94.15	Inf	-Inf	87.02	3	Horizontal	262	1.06	-	32.97	6.67	32.51
PK	5.3988G	65.69	74.00	-8.31	58.14	3	Horizontal	262	1.06	-	33.30	6.73	32.48
AV	5.4036G	51.10	54.00	-2.90	43.53	3	Horizontal	262	1.06	-	33.31	6.74	32.48
PK	5.4644G	63.22	68.20	-4.98	55.25	3	Horizontal	262	1.06	-	33.59	6.85	32.47

5.15-5.25GHz_802.11be EHT160_Nss1,(MCS0),RU996+RU484 MRU 2_2TX

5250MHz Straddle 5.15-5.25GHz_TX

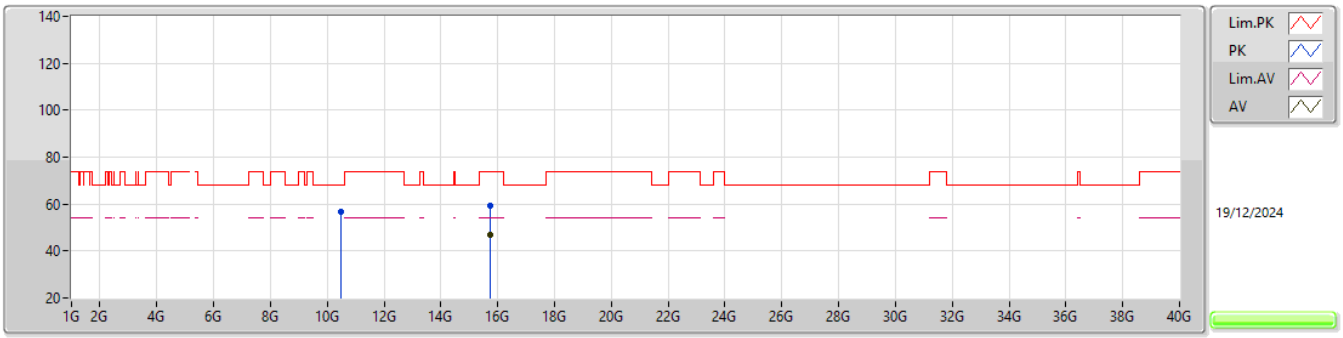

EUT Z_2TX
Setting 16
01-V-J-10

Type	Freq	Level	Limit	Margin	Raw	Dist	Condition	Azimuth	Height	Comment	AF	CL	PA
	(Hz)	(dBuV/m)	(dBuV/m)	(dB)	(dBuV)	(m)		(°)	(m)		(dB)	(dB)	(dB)
PK	10.5031G	56.74	68.20	-11.46	39.31	3	Vertical	204	2.61	-	39.01	10.83	32.41
PK	15.74154G	59.35	74.00	-14.65	40.12	3	Vertical	238	1.00	-	38.37	13.62	32.76
AV	15.7447G	47.00	54.00	-7.00	27.76	3	Vertical	238	1.00	-	38.38	13.62	32.76

5.15-5.25GHz_802.11be EHT160_Nss1,(MCS0),RU996+RU484 MRU 2_2TX

5250MHz Straddle 5.15-5.25GHz_TX

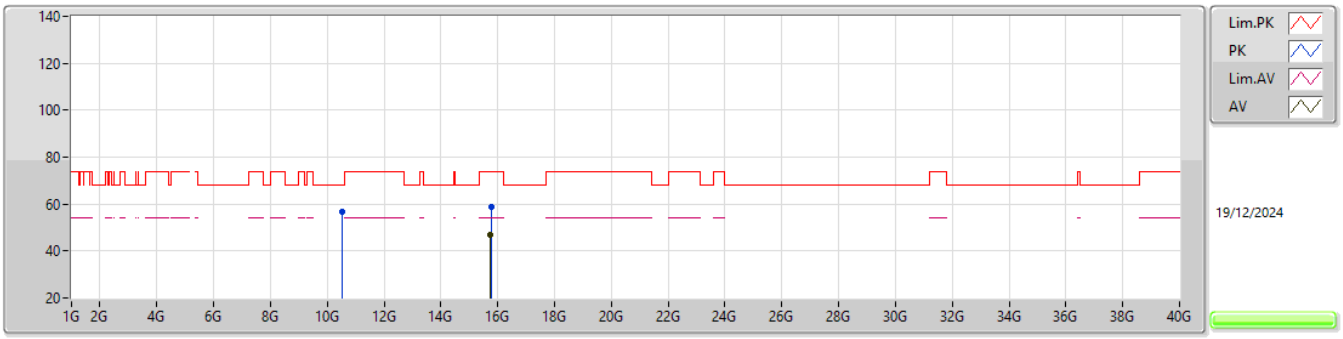

EUT Z_2TX
Setting 16
01-V-J-10

Type	Freq	Level	Limit	Margin	Raw	Dist	Condition	Azimuth	Height	Comment	AF	CL	PA
	(Hz)	(dBuV/m)	(dBuV/m)	(dB)	(dBuV)	(m)		(°)	(m)		(dB)	(dB)	(dB)
PK	10.50624G	56.70	68.20	-11.50	39.26	3	Horizontal	169	1.80	-	39.01	10.84	32.41
PK	15.75992G	58.81	74.00	-15.19	39.54	3	Horizontal	282	1.80	-	38.40	13.63	32.76
AV	15.75244G	47.12	54.00	-6.88	27.85	3	Horizontal	282	1.80	-	38.40	13.63	32.76

5.15-5.25GHz_802.11be EHT160_Nss1,(MCS0),RU484+3xRU242 MRU 1_2TX

5250MHz Straddle 5.15-5.25GHz_TX

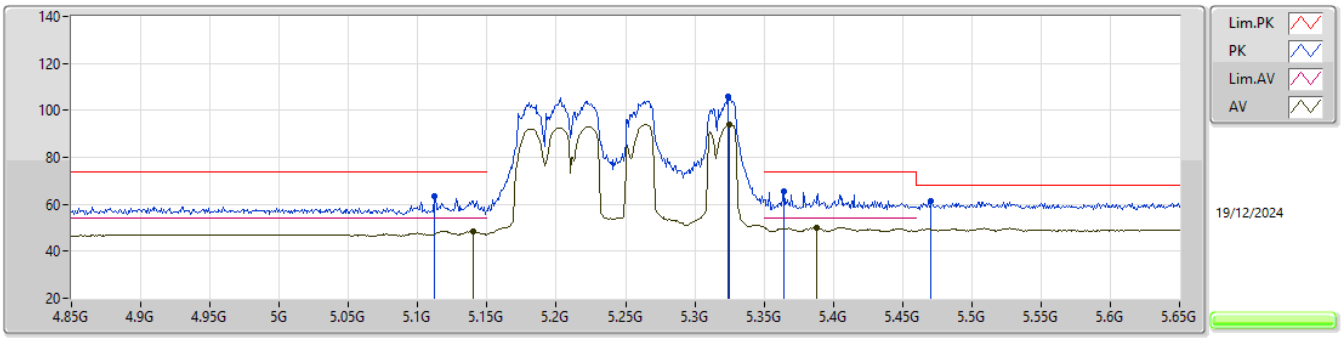

EUT Z_2TX
Setting 14.5
01-V-J-10-10

Type	Freq	Level	Limit	Margin	Raw	Dist	Condition	Azimuth	Height	Comment	AF	CL	PA
	(Hz)	(dBuV/m)	(dBuV/m)	(dB)	(dBuV)	(m)		(°)	(m)		(dB)	(dB)	(dB)
PK	5.1116G	63.62	74.00	-10.38	56.80	3	Vertical	100	2.62	-	32.72	6.65	32.55
AV	5.1404G	48.49	54.00	-5.51	41.62	3	Vertical	100	2.62	-	32.78	6.64	32.55
PK	5.3244G	105.86	Inf	-Inf	98.62	3	Vertical	100	2.62	-	33.05	6.69	32.50
AV	5.3252G	94.14	Inf	-Inf	86.90	3	Vertical	100	2.62	-	33.05	6.69	32.50
PK	5.3644G	65.62	74.00	-8.38	58.24	3	Vertical	100	2.62	-	33.16	6.71	32.49
AV	5.3876G	50.14	54.00	-3.86	42.66	3	Vertical	100	2.62	-	33.25	6.72	32.49
PK	5.4708G	61.20	68.20	-7.00	53.19	3	Vertical	100	2.62	-	33.62	6.86	32.47

5.15-5.25GHz_802.11be EHT160_Nss1,(MCS0),RU484+3xRU242 MRU 1_2TX

5250MHz Straddle 5.15-5.25GHz_TX

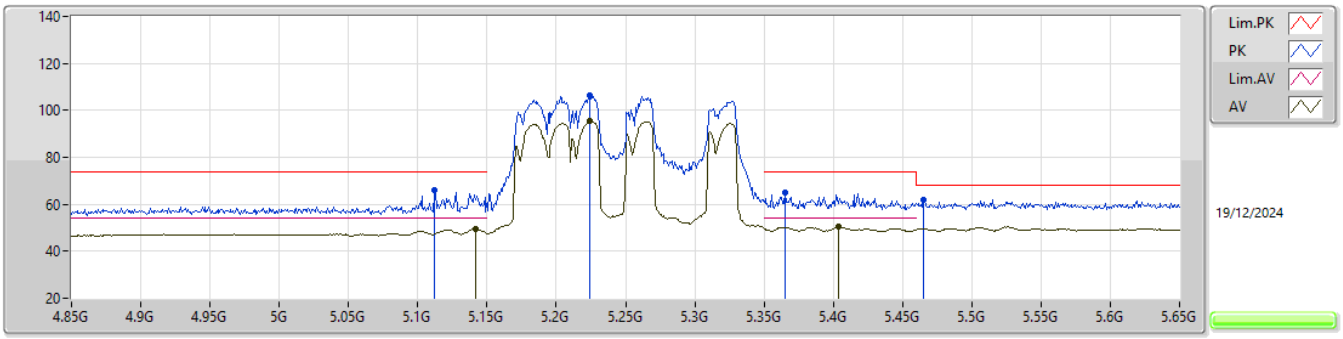

EUT Z_2TX
Setting 14.5
01-V-J-10-10

Type	Freq	Level	Limit	Margin	Raw	Dist	Condition	Azimuth	Height	Comment	AF	CL	PA
	(Hz)	(dBuV/m)	(dBuV/m)	(dB)	(dBuV)	(m)		(°)	(m)		(dB)	(dB)	(dB)
PK	5.1124G	66.12	74.00	-7.88	59.30	3	Horizontal	267	1.00	-	32.72	6.65	32.55
AV	5.142G	49.54	54.00	-4.46	42.67	3	Horizontal	267	1.00	-	32.78	6.64	32.55
PK	5.2244G	106.19	Inf	-Inf	99.18	3	Horizontal	267	1.00	-	32.90	6.64	32.53
AV	5.2244G	95.43	Inf	-Inf	88.42	3	Horizontal	267	1.00	-	32.90	6.64	32.53
PK	5.3652G	64.99	74.00	-9.01	57.61	3	Horizontal	267	1.00	-	33.16	6.71	32.49
AV	5.4036G	50.51	54.00	-3.49	42.94	3	Horizontal	267	1.00	-	33.31	6.74	32.48
PK	5.4652G	62.14	68.20	-6.06	54.17	3	Horizontal	267	1.00	-	33.59	6.85	32.47

5.15-5.25GHz_802.11be EHT160_Nss1,(MCS0),RU484+3xRU242 MRU 1_2TX

5250MHz Straddle 5.15-5.25GHz_TX

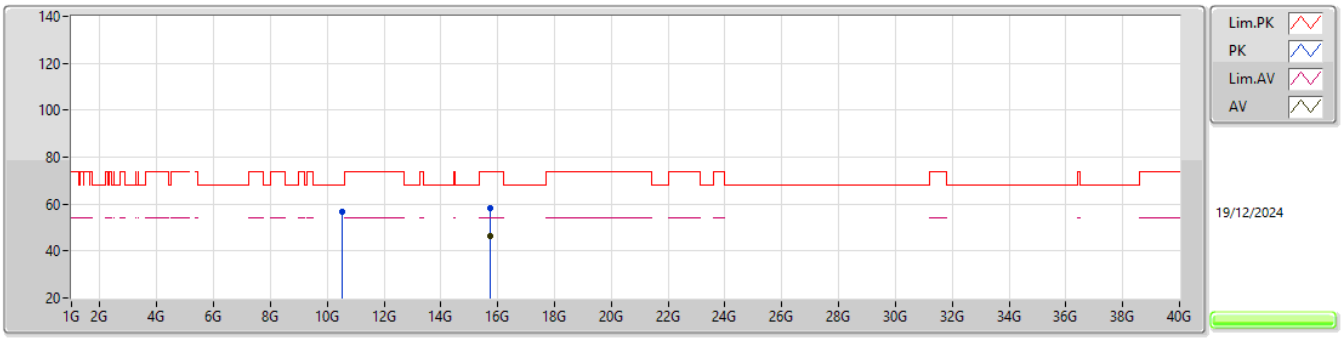

EUT Z_2TX
Setting 14.5
01-V-J-10

Type	Freq	Level	Limit	Margin	Raw	Dist	Condition	Azimuth	Height	Comment	AF	CL	PA
	(Hz)	(dBuV/m)	(dBuV/m)	(dB)	(dBuV)	(m)		(°)	(m)		(dB)	(dB)	(dB)
PK	10.50786G	56.97	68.20	-11.23	39.52	3	Vertical	360	2.57	-	39.02	10.84	32.41
PK	15.7404G	58.52	74.00	-15.48	39.30	3	Vertical	121	1.13	-	38.36	13.62	32.76
AV	15.74392G	46.62	54.00	-7.38	27.38	3	Vertical	121	1.13	-	38.38	13.62	32.76

5.15-5.25GHz_802.11be EHT160_Nss1,(MCS0),RU484+3xRU242 MRU 1_2TX

5250MHz Straddle 5.15-5.25GHz_TX

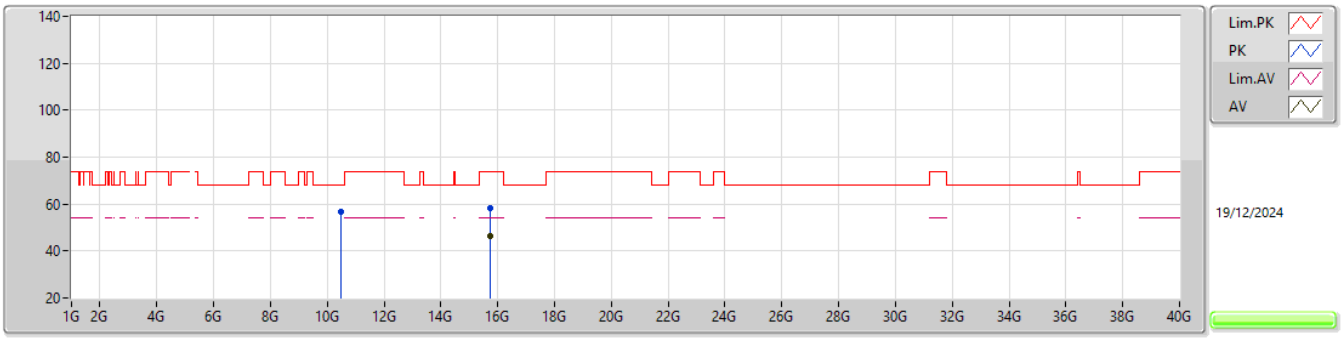

EUT Z_2TX
Setting 14.5
01-V-J-10

Type	Freq	Level	Limit	Margin	Raw	Dist	Condition	Azimuth	Height	Comment	AF	CL	PA
	(Hz)	(dBuV/m)	(dBuV/m)	(dB)	(dBuV)	(m)		(°)	(m)		(dB)	(dB)	(dB)
PK	10.50102G	56.51	68.20	-11.69	39.09	3	Horizontal	61	1.70	-	39.00	10.83	32.41
PK	15.7432G	58.44	74.00	-15.56	39.21	3	Horizontal	252	1.80	-	38.37	13.62	32.76
AV	15.75238G	46.41	54.00	-7.59	27.14	3	Horizontal	252	1.80	-	38.40	13.63	32.76

5.15-5.25GHz_802.11be EHT160_Nss1,(MCS0),RU484+RU484 MRU 1_2TX

5250MHz Straddle 5.15-5.25GHz_TX

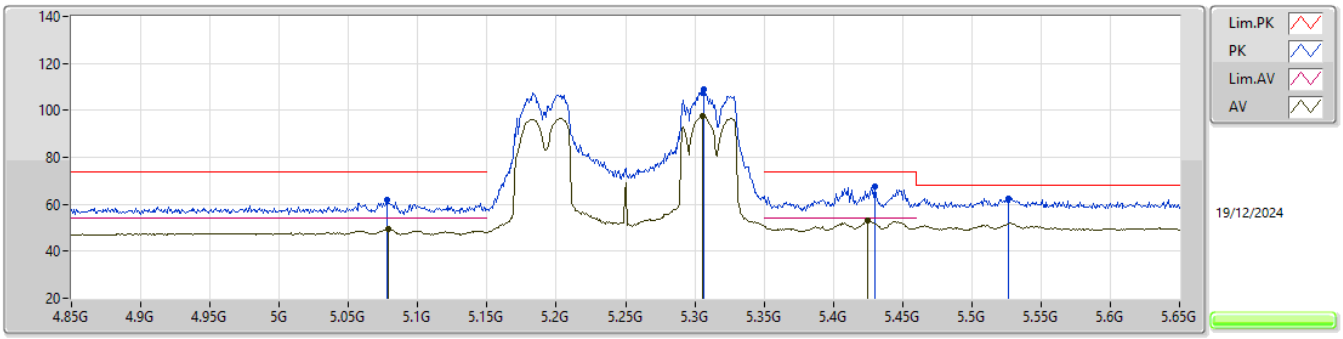

EUT Z_2TX
Setting14
01-V-J-10-10

Type	Freq	Level	Limit	Margin	Raw	Dist	Condition	Azimuth	Height	Comment	AF	CL	PA
	(Hz)	(dBuV/m)	(dBuV/m)	(dB)	(dBuV)	(m)		(°)	(m)		(dB)	(dB)	(dB)
PK	5.078G	62.07	74.00	-11.93	55.24	3	Vertical	94	2.50	-	32.74	6.65	32.56
AV	5.0788G	49.64	54.00	-4.36	42.81	3	Vertical	94	2.50	-	32.74	6.65	32.56
PK	5.3068G	108.82	Inf	-Inf	101.64	3	Vertical	94	2.50	-	33.01	6.68	32.51
AV	5.306G	97.60	Inf	-Inf	90.42	3	Vertical	94	2.50	-	33.01	6.68	32.51
PK	5.43G	67.41	74.00	-6.59	59.68	3	Vertical	94	2.50	-	33.42	6.79	32.48
AV	5.4252G	52.93	54.00	-1.07	45.23	3	Vertical	94	2.50	-	33.40	6.78	32.48
PK	5.5268G	62.59	68.20	-5.61	54.24	3	Vertical	94	2.50	-	33.85	6.96	32.46

5.15-5.25GHz_802.11be EHT160_Nss1,(MCS0),RU484+RU484 MRU 1_2TX

5250MHz Straddle 5.15-5.25GHz_TX

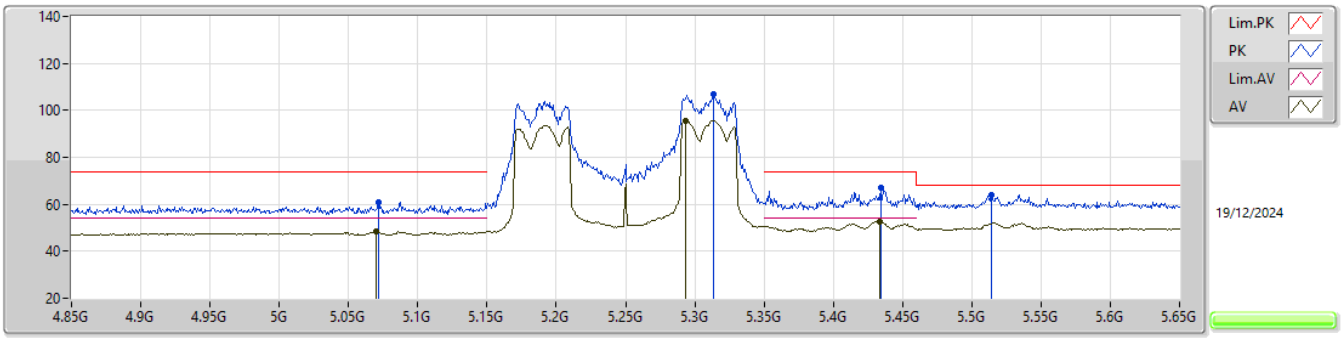

EUT Z_2TX
Setting14
01-V-J-10-10

Type	Freq	Level	Limit	Margin	Raw	Dist	Condition	Azimuth	Height	Comment	AF	CL	PA
	(Hz)	(dBuV/m)	(dBuV/m)	(dB)	(dBuV)	(m)		(°)	(m)		(dB)	(dB)	(dB)
PK	5.0716G	60.77	74.00	-13.23	53.91	3	Horizontal	269	2.91	-	32.76	6.66	32.56
AV	5.07G	48.32	54.00	-5.68	41.46	3	Horizontal	269	2.91	-	32.76	6.66	32.56
PK	5.3132G	106.95	Inf	-Inf	99.73	3	Horizontal	269	2.91	-	33.03	6.69	32.50
AV	5.2932G	95.65	Inf	-Inf	88.49	3	Horizontal	269	2.91	-	32.99	6.68	32.51
PK	5.4348G	66.85	74.00	-7.15	59.10	3	Horizontal	269	2.91	-	33.44	6.79	32.48
AV	5.4332G	52.53	54.00	-1.47	44.79	3	Horizontal	269	2.91	-	33.43	6.79	32.48
PK	5.514G	63.84	68.20	-4.36	55.53	3	Horizontal	269	2.91	-	33.83	6.94	32.46

5.15-5.25GHz_802.11be EHT160_Nss1,(MCS0),RU484+RU484 MRU 1_2TX

5250MHz Straddle 5.15-5.25GHz_TX

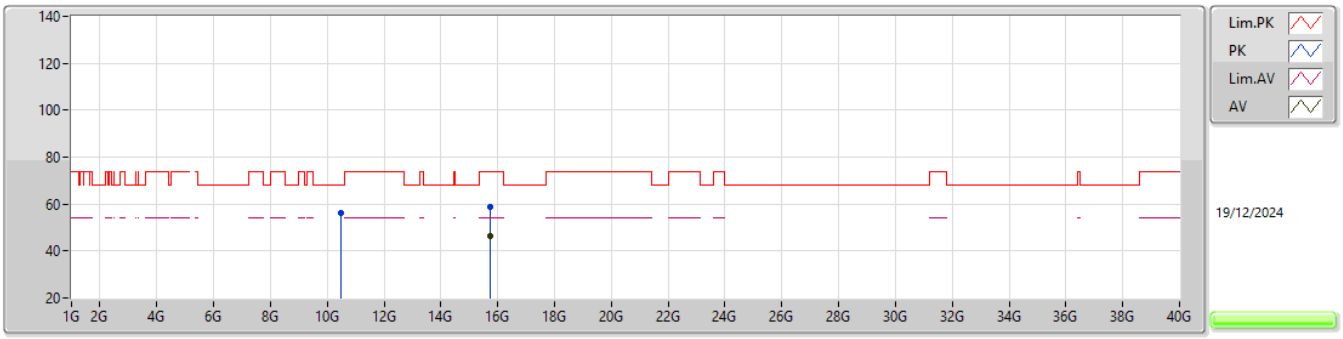

EUT Z_2TX
Setting14
01-V-J-10

Type	Freq	Level	Limit	Margin	Raw	Dist	Condition	Azimuth	Height	Comment	AF	CL	PA
	(Hz)	(dBuV/m)	(dBuV/m)	(dB)	(dBuV)	(m)		(°)	(m)		(dB)	(dB)	(dB)
PK	10.49952G	56.36	68.20	-11.84	38.94	3	Vertical	75	1.80	-	39.00	10.83	32.41
PK	15.74072G	58.85	74.00	-15.15	39.63	3	Vertical	312	3.00	-	38.36	13.62	32.76
AV	15.74322G	46.51	54.00	-7.49	27.28	3	Vertical	312	3.00	-	38.37	13.62	32.76

5.15-5.25GHz_802.11be EHT160_Nss1,(MCS0),RU484+RU484 MRU 1_2TX

5250MHz Straddle 5.15-5.25GHz_TX

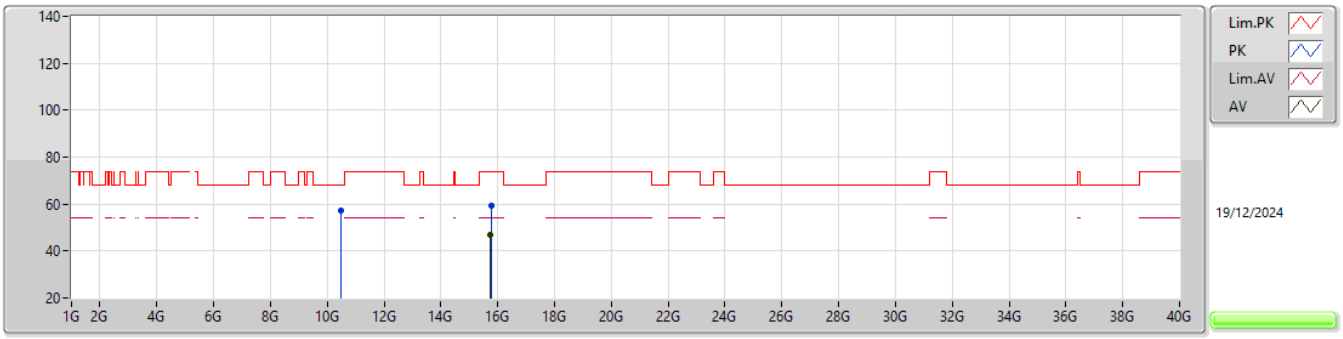

EUT Z_2TX
Setting14
01-V-J-10

Type	Freq	Level	Limit	Margin	Raw	Dist	Condition	Azimuth	Height	Comment	AF	CL	PA
	(Hz)	(dBuV/m)	(dBuV/m)	(dB)	(dBuV)	(m)		(°)	(m)		(dB)	(dB)	(dB)
PK	10.49798G	57.05	68.20	-11.15	39.64	3	Horizontal	110	1.35	-	38.99	10.83	32.41
PK	15.75958G	59.10	74.00	-14.90	39.83	3	Horizontal	292	1.80	-	38.40	13.63	32.76
AV	15.74988G	46.65	54.00	-7.35	27.39	3	Horizontal	292	1.80	-	38.40	13.62	32.76

5.47-5.725GHz_802.11be EHT160_Nss1,(MCS0),RU996+RU484 MRU 2_2TX

5570MHz_TX

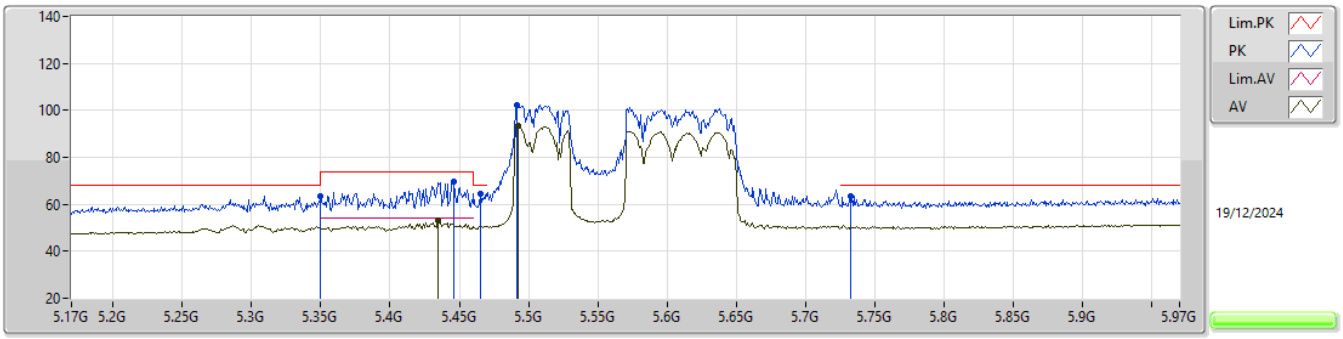

EUT Z_2TX
Setting 16
01-V-J-10-10

Type	Freq	Level	Limit	Margin	Raw	Dist	Condition	Azimuth	Height	Comment	AF	CL	PA
	(Hz)	(dBuV/m)	(dBuV/m)	(dB)	(dBuV)	(m)		(°)	(m)		(dB)	(dB)	(dB)
PK	5.35G	63.28	68.20	-4.92	55.98	3	Vertical	104	1.80	-	33.10	6.70	32.50
PK	5.446G	69.46	74.00	-4.54	61.63	3	Vertical	104	1.80	-	33.48	6.82	32.47
AV	5.4348G	52.89	54.00	-1.11	45.14	3	Vertical	104	1.80	-	33.44	6.79	32.48
PK	5.4652G	64.38	68.20	-3.82	56.41	3	Vertical	104	1.80	-	33.59	6.85	32.47
PK	5.4916G	102.32	Inf	-Inf	94.13	3	Vertical	104	1.80	-	33.75	6.90	32.46
AV	5.4924G	93.26	Inf	-Inf	85.07	3	Vertical	104	1.80	-	33.75	6.90	32.46
PK	5.7324G	63.59	68.20	-4.61	54.67	3	Vertical	104	1.80	-	34.10	7.27	32.45

5.47-5.725GHz_802.11be EHT160_Nss1,(MCS0),RU996+RU484 MRU 2_2TX

5570MHz_TX

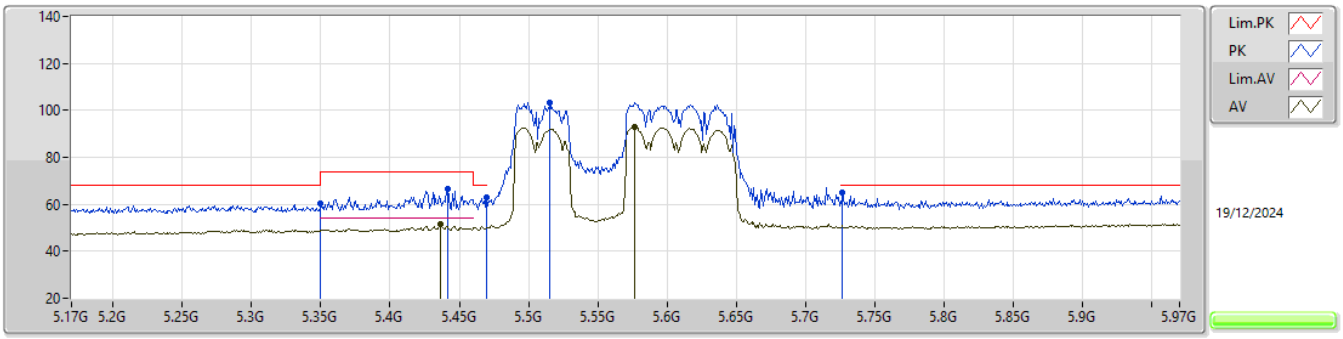

EUT Z_2TX
Setting 16
01-V-J-10-10

Type	Freq	Level	Limit	Margin	Raw	Dist	Condition	Azimuth	Height	Comment	AF	CL	PA
	(Hz)	(dBuV/m)	(dBuV/m)	(dB)	(dBuV)	(m)		(°)	(m)		(dB)	(dB)	(dB)
PK	5.35G	60.12	68.20	-8.08	52.82	3	Horizontal	302	1.00	-	33.10	6.70	32.50
PK	5.442G	66.32	74.00	-7.68	58.51	3	Horizontal	302	1.00	-	33.47	6.81	32.47
AV	5.4364G	51.61	54.00	-2.39	43.84	3	Horizontal	302	1.00	-	33.45	6.80	32.48
PK	5.47G	62.80	68.20	-5.40	54.79	3	Horizontal	302	1.00	-	33.62	6.86	32.47
PK	5.5156G	103.47	Inf	-Inf	95.16	3	Horizontal	302	1.00	-	33.83	6.94	32.46
AV	5.5764G	93.13	Inf	-Inf	84.63	3	Horizontal	302	1.00	-	33.90	7.06	32.46
PK	5.7268G	64.82	68.20	-3.38	55.91	3	Horizontal	302	1.00	-	34.10	7.26	32.45

5.47-5.725GHz_802.11be EHT160_Nss1,(MCS0),RU996+RU484 MRU 2_2TX

5570MHz_TX

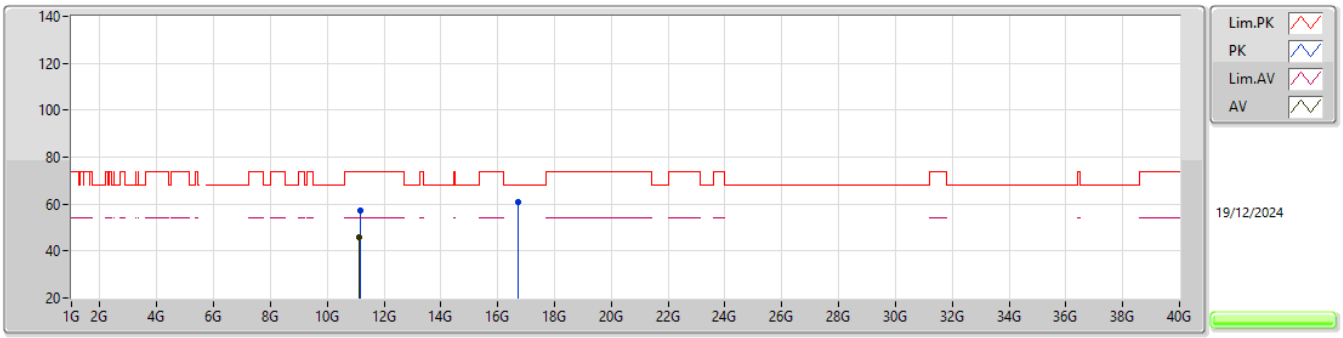

EUT Z_2TX
Setting 16
01-V-J-10

Type	Freq	Level	Limit	Margin	Raw	Dist	Condition	Azimuth	Height	Comment	AF	CL	PA
	(Hz)	(dBuV/m)	(dBuV/m)	(dB)	(dBuV)	(m)		(°)	(m)		(dB)	(dB)	(dB)
PK	11.149G	57.41	74.00	-16.59	39.59	3	Vertical	79	1.80	-	38.80	11.49	32.47
AV	11.1322G	45.77	54.00	-8.23	27.90	3	Vertical	79	1.80	-	38.87	11.47	32.47
PK	16.7039G	60.65	68.20	-7.55	39.29	3	Vertical	58	1.40	-	39.82	13.85	32.31

5.47-5.725GHz_802.11be EHT160_Nss1,(MCS0),RU996+RU484 MRU 2_2TX

5570MHz_TX

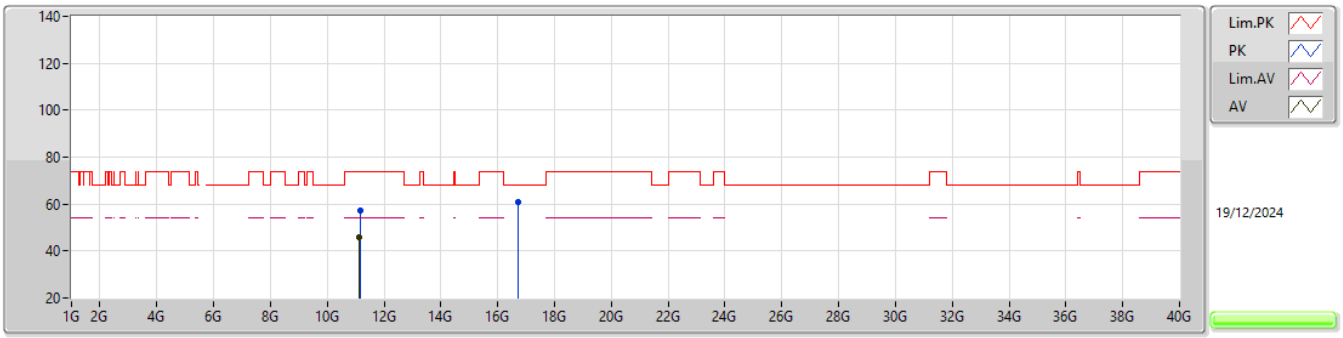

EUT Z_2TX
Setting 16
01-V-J-10

Type	Freq	Level	Limit	Margin	Raw	Dist	Condition	Azimuth	Height	Comment	AF	CL	PA
	(Hz)	(dBuV/m)	(dBuV/m)	(dB)	(dBuV)	(m)		(°)	(m)		(dB)	(dB)	(dB)
PK	11.14642G	57.14	74.00	-16.86	39.31	3	Horizontal	117	1.80	-	38.81	11.49	32.47
AV	11.13314G	45.90	54.00	-8.10	28.02	3	Horizontal	117	1.80	-	38.87	11.48	32.47
PK	16.71918G	60.75	68.20	-7.45	39.30	3	Horizontal	107	2.33	-	39.88	13.86	32.29

5.47-5.725GHz_802.11be EHT160_Nss1,(MCS0),RU484+3xRU242 MRU 1_2TX

5570MHz_TX

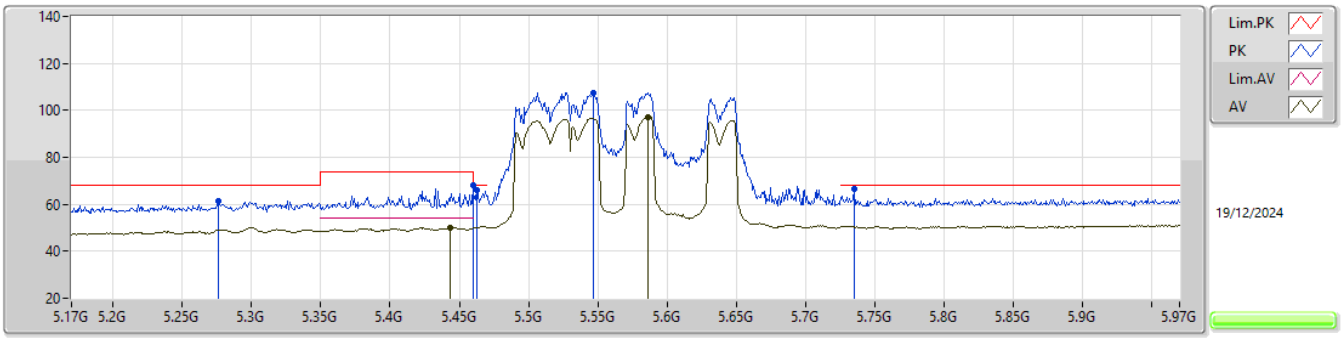

EUT Z_2TX
Setting 14.5
01-V-J-10-10

Type	Freq	Level	Limit	Margin	Raw	Dist	Condition	Azimuth	Height	Comment	AF	CL	PA
	(Hz)	(dBuV/m)	(dBuV/m)	(dB)	(dBuV)	(m)		(°)	(m)		(dB)	(dB)	(dB)
PK	5.2756G	61.43	68.20	-6.77	54.32	3	Vertical	70	3.00	-	32.95	6.67	32.51
PK	5.4596G	67.96	74.00	-6.04	60.03	3	Vertical	70	3.00	-	33.56	6.84	32.47
AV	5.4436G	50.17	54.00	-3.83	42.36	3	Vertical	70	3.00	-	33.47	6.81	32.47
PK	5.4628G	66.02	68.20	-2.18	58.06	3	Vertical	70	3.00	-	33.58	6.85	32.47
PK	5.5468G	107.35	Inf	-Inf	98.92	3	Vertical	70	3.00	-	33.89	7.00	32.46
AV	5.586G	97.15	Inf	-Inf	88.64	3	Vertical	70	3.00	-	33.90	7.07	32.46
PK	5.7348G	66.45	68.20	-1.75	57.53	3	Vertical	70	3.00	-	34.10	7.27	32.45

5.47-5.725GHz_802.11be EHT160_Nss1,(MCS0),RU484+3xRU242 MRU 1_2TX

5570MHz_TX

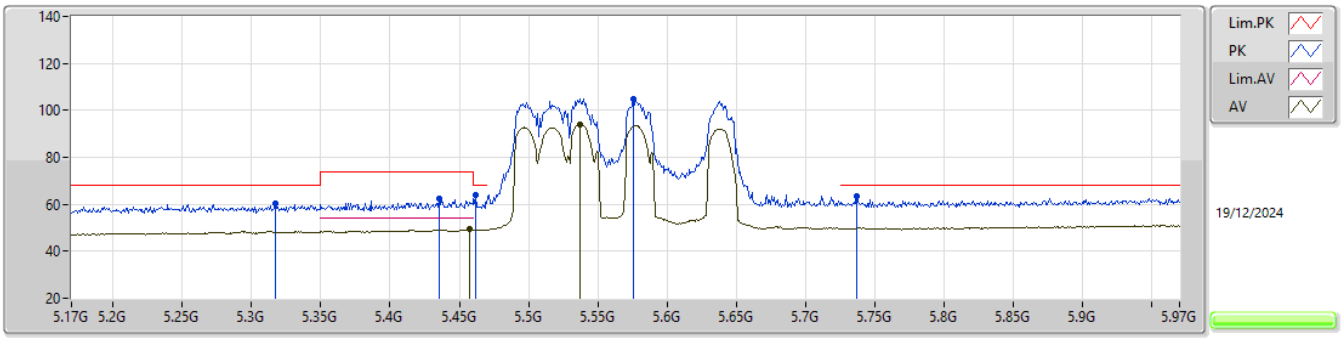

EUT Z_2TX
Setting 14.5
01-V-J-10-10

Type	Freq	Level	Limit	Margin	Raw	Dist	Condition	Azimuth	Height	Comment	AF	CL	PA
	(Hz)	(dBuV/m)	(dBuV/m)	(dB)	(dBuV)	(m)		(°)	(m)		(dB)	(dB)	(dB)
PK	5.3172G	60.10	68.20	-8.10	52.88	3	Horizontal	304	1.00	-	33.03	6.69	32.50
PK	5.4356G	62.36	74.00	-11.64	54.60	3	Horizontal	304	1.00	-	33.44	6.80	32.48
PK	5.462G	63.86	68.20	-4.34	55.92	3	Horizontal	304	1.00	-	33.57	6.84	32.47
AV	5.4572G	49.23	54.00	-4.77	41.32	3	Horizontal	304	1.00	-	33.54	6.84	32.47
PK	5.5756G	105.08	Inf	-Inf	96.59	3	Horizontal	304	1.00	-	33.90	7.05	32.46
AV	5.5372G	93.77	Inf	-Inf	85.38	3	Horizontal	304	1.00	-	33.87	6.98	32.46
PK	5.7372G	63.62	68.20	-4.58	54.70	3	Horizontal	304	1.00	-	34.10	7.27	32.45

5.47-5.725GHz_802.11be EHT160_Nss1,(MCS0),RU484+3xRU242 MRU 1_2TX

5570MHz_TX

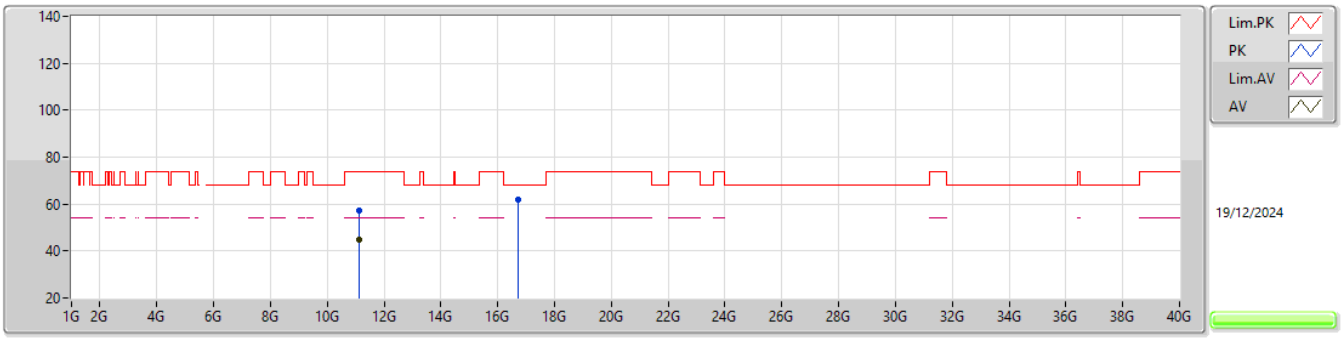

EUT Z_2TX
Setting 14.5
01-V-J-10

Type	Freq	Level	Limit	Margin	Raw	Dist	Condition	Azimuth	Height	Comment	AF	CL	PA
	(Hz)	(dBuV/m)	(dBuV/m)	(dB)	(dBuV)	(m)		(°)	(m)		(dB)	(dB)	(dB)
PK	11.13488G	57.43	74.00	-16.57	39.56	3	Vertical	17	2.22	-	38.86	11.48	32.47
AV	11.14052G	44.88	54.00	-9.12	27.03	3	Vertical	17	2.22	-	38.84	11.48	32.47
PK	16.71342G	61.69	68.20	-6.51	40.28	3	Vertical	353	1.96	-	39.85	13.86	32.30

5.47-5.725GHz_802.11be EHT160_Nss1,(MCS0),RU484+3xRU242 MRU 1_2TX

5570MHz_TX

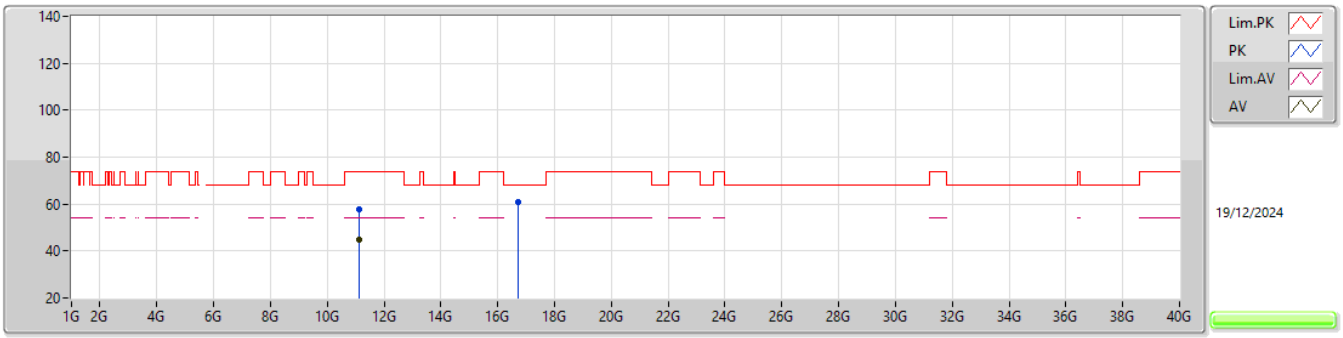

EUT Z_2TX
Setting 14.5
01-V-J-10

Type	Freq	Level	Limit	Margin	Raw	Dist	Condition	Azimuth	Height	Comment	AF	CL	PA
	(Hz)	(dBuV/m)	(dBuV/m)	(dB)	(dBuV)	(m)		(°)	(m)		(dB)	(dB)	(dB)
PK	11.1327G	57.67	74.00	-16.33	39.79	3	Horizontal	0	1.80	-	38.87	11.48	32.47
AV	11.13104G	45.00	54.00	-9.00	27.12	3	Horizontal	0	1.80	-	38.88	11.47	32.47
PK	16.71704G	60.65	68.20	-7.55	39.22	3	Horizontal	341	1.80	-	39.87	13.86	32.30

5.47-5.725GHz_802.11be EHT160_Nss1,(MCS0),RU484+RU484 MRU 1_2TX

5570MHz_TX

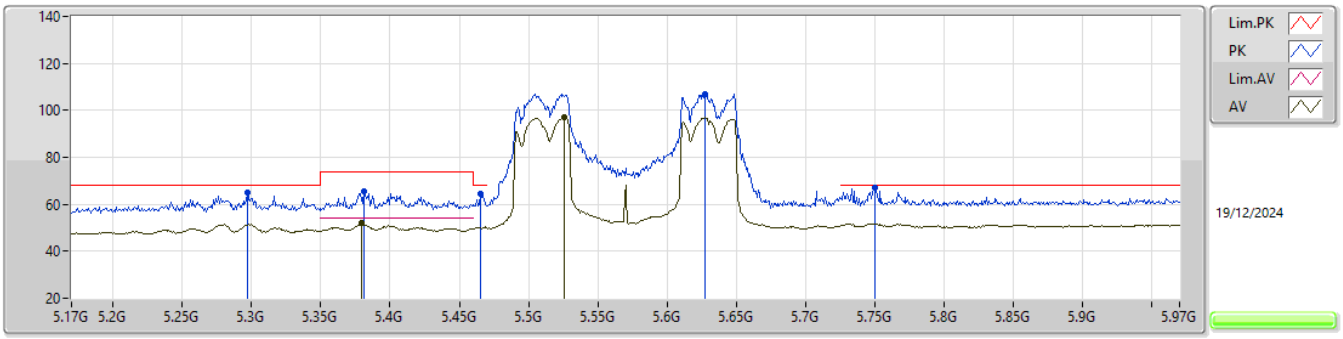

EUT Z_2TX
Setting 13.5
01-V-J-10-10

Type	Freq	Level	Limit	Margin	Raw	Dist	Condition	Azimuth	Height	Comment	AF	CL	PA
	(Hz)	(dBuV/m)	(dBuV/m)	(dB)	(dBuV)	(m)		(°)	(m)		(dB)	(dB)	(dB)
PK	5.2972G	64.88	68.20	-3.32	57.72	3	Vertical	69	3.00	-	32.99	6.68	32.51
PK	5.3812G	65.39	74.00	-8.61	57.94	3	Vertical	69	3.00	-	33.22	6.72	32.49
AV	5.3796G	51.90	54.00	-2.10	44.45	3	Vertical	69	3.00	-	33.22	6.72	32.49
PK	5.4652G	64.24	68.20	-3.96	56.27	3	Vertical	69	3.00	-	33.59	6.85	32.47
AV	5.526G	96.83	Inf	-Inf	88.48	3	Vertical	69	3.00	-	33.85	6.96	32.46
PK	5.6276G	107.14	Inf	-Inf	98.50	3	Vertical	69	3.00	-	33.96	7.13	32.45
PK	5.75G	67.17	68.20	-1.03	58.23	3	Vertical	69	3.00	-	34.10	7.29	32.45

5.47-5.725GHz_802.11be EHT160_Nss1,(MCS0),RU484+RU484 MRU 1_2TX

5570MHz_TX

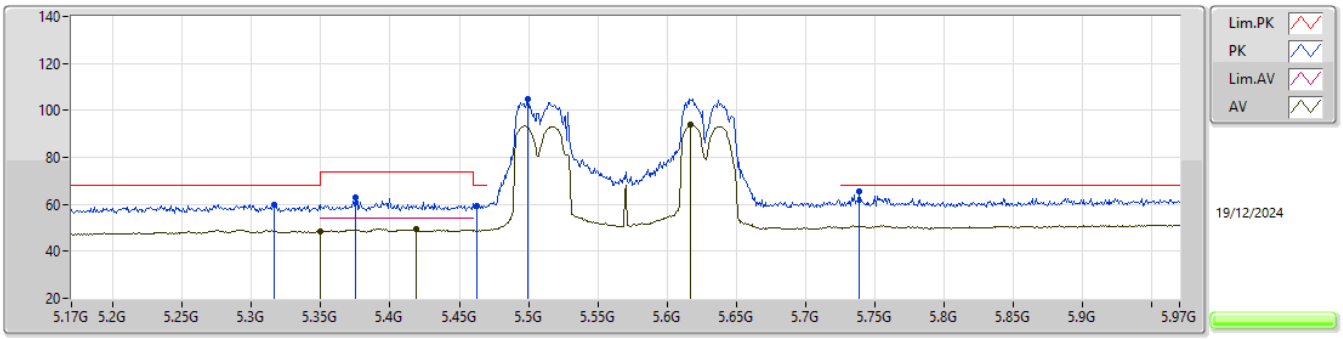

EUT Z_2TX
Setting 13.5
01-V-J-10-10

Type	Freq	Level	Limit	Margin	Raw	Dist	Condition	Azimuth	Height	Comment	AF	CL	PA
	(Hz)	(dBuV/m)	(dBuV/m)	(dB)	(dBuV)	(m)		(°)	(m)		(dB)	(dB)	(dB)
PK	5.3164G	60.05	68.20	-8.15	52.83	3	Horizontal	304	1.00	-	33.03	6.69	32.50
PK	5.3748G	63.03	74.00	-10.97	55.60	3	Horizontal	304	1.00	-	33.20	6.72	32.49
AV	5.35G	48.36	54.00	-5.64	41.05	3	Horizontal	304	1.00	-	33.10	6.71	32.50
AV	5.4188G	49.58	54.00	-4.42	41.92	3	Horizontal	304	1.00	-	33.38	6.76	32.48
PK	5.4628G	59.19	68.20	-9.01	51.23	3	Horizontal	304	1.00	-	33.58	6.85	32.47
PK	5.4996G	104.94	Inf	-Inf	96.69	3	Horizontal	304	1.00	-	33.80	6.91	32.46
AV	5.6172G	93.84	Inf	-Inf	85.25	3	Horizontal	304	1.00	-	33.93	7.12	32.46
PK	5.7388G	65.76	68.20	-2.44	56.84	3	Horizontal	304	1.00	-	34.10	7.27	32.45

5.47-5.725GHz_802.11be EHT160_Nss1,(MCS0),RU484+RU484 MRU 1_2TX

5570MHz_TX

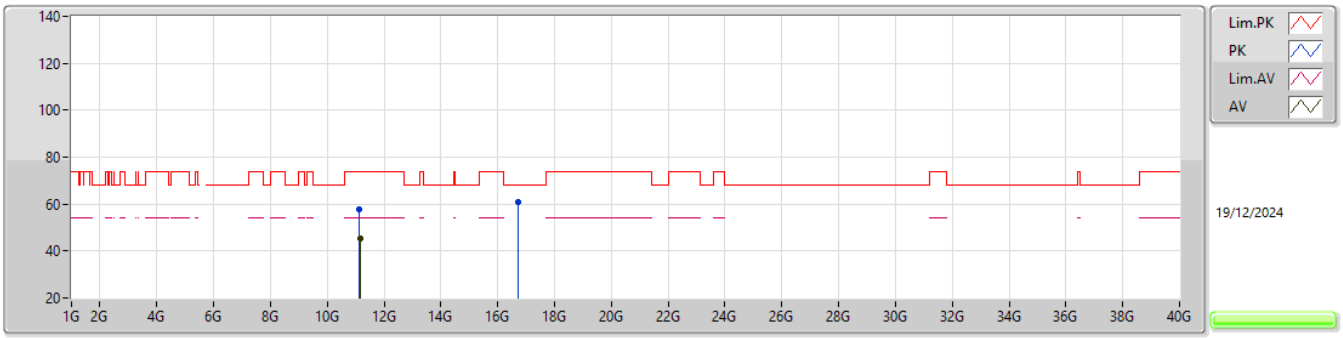

EUT Z_2TX
Setting 13.5
01-V-J-10

Type	Freq	Level	Limit	Margin	Raw	Dist	Condition	Azimuth	Height	Comment	AF	CL	PA
	(Hz)	(dBuV/m)	(dBuV/m)	(dB)	(dBuV)	(m)		(°)	(m)		(dB)	(dB)	(dB)
PK	11.14276G	57.79	74.00	-16.21	39.94	3	Vertical	210	1.80	-	38.83	11.49	32.47
AV	11.1453G	45.38	54.00	-8.62	27.54	3	Vertical	210	1.80	-	38.82	11.49	32.47
PK	16.70508G	60.85	68.20	-7.35	39.48	3	Vertical	3	2.98	-	39.82	13.85	32.30

5.47-5.725GHz_802.11be EHT160_Nss1,(MCS0),RU484+RU484 MRU 1_2TX

5570MHz_TX

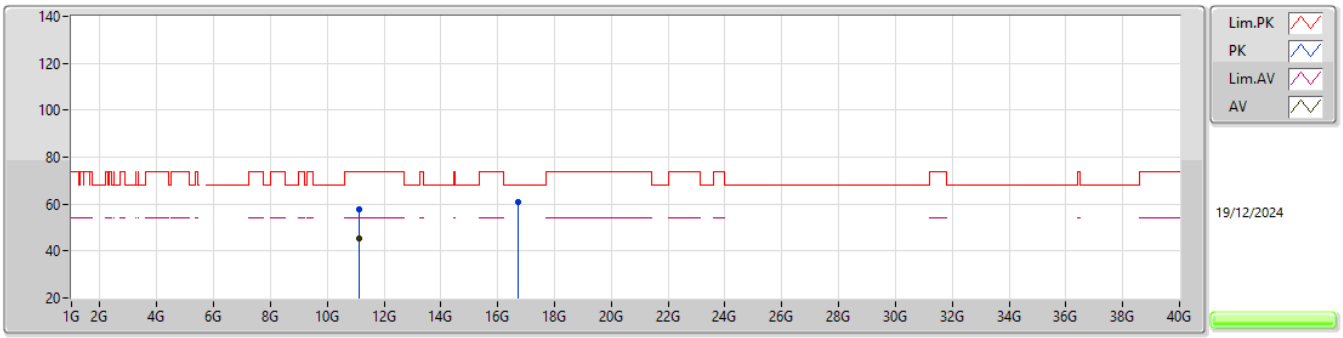

EUT Z_2TX
Setting 13.5
01-V-J-10

Type	Freq	Level	Limit	Margin	Raw	Dist	Condition	Azimuth	Height	Comment	AF	CL	PA
	(Hz)	(dBuV/m)	(dBuV/m)	(dB)	(dBuV)	(m)		(°)	(m)		(dB)	(dB)	(dB)
PK	11.14212G	57.57	74.00	-16.43	39.73	3	Horizontal	0	1.21	-	38.83	11.48	32.47
AV	11.13326G	45.44	54.00	-8.56	27.56	3	Horizontal	0	1.21	-	38.87	11.48	32.47
PK	16.71208G	60.79	68.20	-7.41	39.38	3	Horizontal	200	1.80	-	39.85	13.86	32.30

Summary

Mode	Result	Type	Freq (Hz)	Level (dBuV/m)	Limit (dBuV/m)	Margin (dB)	Dist (m)	Condition	Azimuth (°)	Height (m)	Comments
5.25-5.35GHz	-	-	-	-	-	-	-	-	-	-	-
802.11be EHT160_Nss1,(MCS0),RU996+RU484+RU242 CP 6_2TX	Pass	PK	5.3636G	73.76	74.00	-0.24	3	Vertical	98	1.80	-

5.15-5.25GHz_802.11be EHT80_Nss1,(MCS0),RU484+RU242 CP 4_2TX

5210MHz_TX

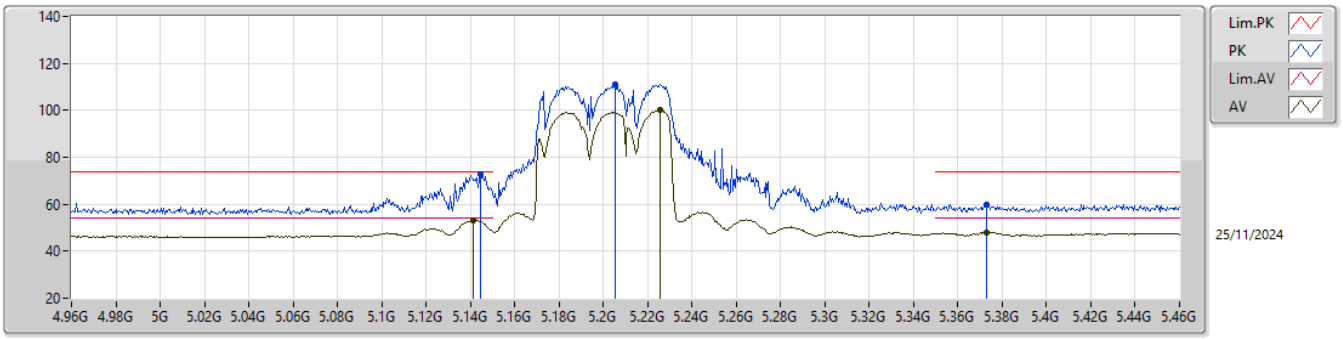

EUT Z_2TX
Setting 17.5
01-C-J-10-10

Type	Freq	Level	Limit	Margin	Raw	Dist	Condition	Azimuth	Height	Comment	AF	CL	PA
	(Hz)	(dBuV/m)	(dBuV/m)	(dB)	(dBuV)	(m)		(°)	(m)		(dB)	(dB)	(dB)
PK	5.1445G	72.94	74.00	-1.06	66.06	3	Vertical	275	2.35	-	32.79	6.64	32.55
AV	5.1415G	53.23	54.00	-0.77	46.36	3	Vertical	275	2.35	-	32.78	6.64	32.55
PK	5.2055G	111.01	Inf	-Inf	104.01	3	Vertical	275	2.35	-	32.90	6.63	32.53
AV	5.2255G	99.97	Inf	-Inf	92.96	3	Vertical	275	2.35	-	32.90	6.64	32.53
PK	5.373G	59.89	74.00	-14.11	52.47	3	Vertical	275	2.35	-	33.19	6.72	32.49
AV	5.373G	48.03	54.00	-5.97	40.61	3	Vertical	275	2.35	-	33.19	6.72	32.49

5.15-5.25GHz_802.11be EHT80_Nss1,(MCS0),RU484+RU242 CP 4_2TX

5210MHz_TX

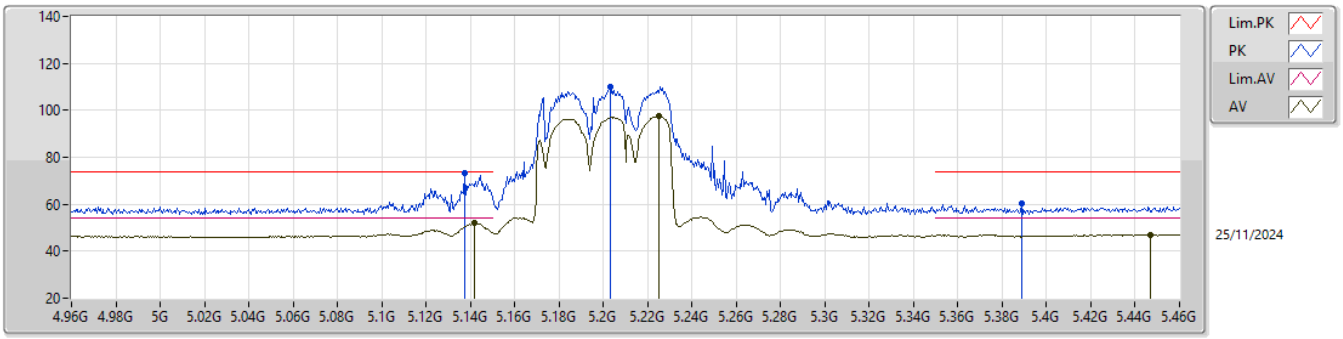

EUT Z_2TX
Setting 17.5
01-C-J-10-10

Type	Freq	Level	Limit	Margin	Raw	Dist	Condition	Azimuth	Height	Comment	AF	CL	PA
	(Hz)	(dBuV/m)	(dBuV/m)	(dB)	(dBuV)	(m)		(°)	(m)		(dB)	(dB)	(dB)
PK	5.1375G	73.11	74.00	-0.89	66.25	3	Horizontal	269	1.00	-	32.77	6.64	32.55
AV	5.142G	51.93	54.00	-2.07	45.06	3	Horizontal	269	1.00	-	32.78	6.64	32.55
PK	5.203G	109.87	Inf	-Inf	102.87	3	Horizontal	269	1.00	-	32.90	6.63	32.53
AV	5.225G	97.49	Inf	-Inf	90.48	3	Horizontal	269	1.00	-	32.90	6.64	32.53
PK	5.389G	60.10	74.00	-13.90	52.61	3	Horizontal	269	1.00	-	33.26	6.72	32.49
AV	5.447G	47.00	54.00	-7.00	39.16	3	Horizontal	269	1.00	-	33.49	6.82	32.47

5.15-5.25GHz_802.11be EHT80_Nss1,(MCS0),RU484+RU242 CP 4_2TX

5210MHz_TX

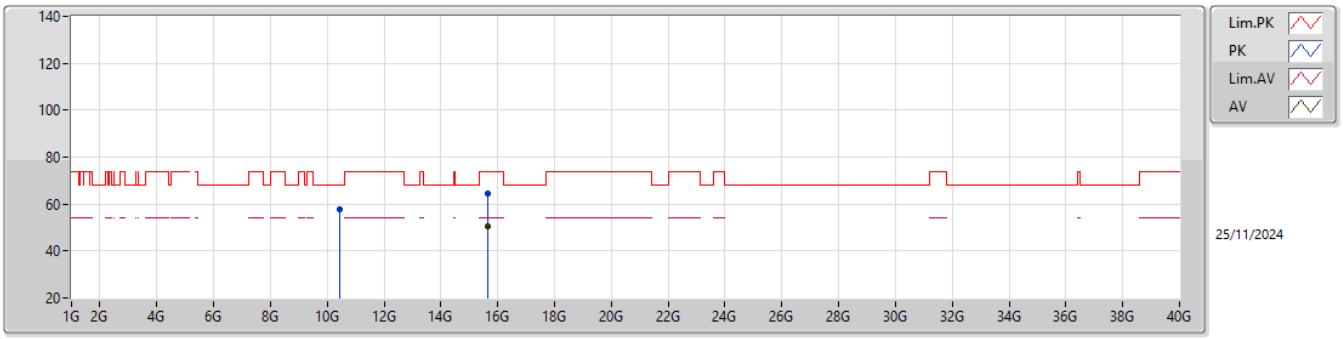

EUT Z_2TX
Setting 17.5
01-C-V-1

Type	Freq	Level	Limit	Margin	Raw	Dist	Condition	Azimuth	Height	Comment	AF	CL	PA
	(Hz)	(dBuV/m)	(dBuV/m)	(dB)	(dBuV)	(m)		(°)	(m)		(dB)	(dB)	(dB)
PK	10.43221G	57.78	68.20	-10.42	40.73	3	Vertical	112	1.80	-	38.76	10.76	32.47
PK	15.64305G	64.67	74.00	-9.33	45.66	3	Vertical	360	2.59	-	38.14	13.61	32.74
AV	15.64497G	50.64	54.00	-3.36	31.64	3	Vertical	360	2.59	-	38.13	13.61	32.74

5.15-5.25GHz_802.11be EHT80_Nss1,(MCS0),RU484+RU242 CP 4_2TX

5210MHz_TX

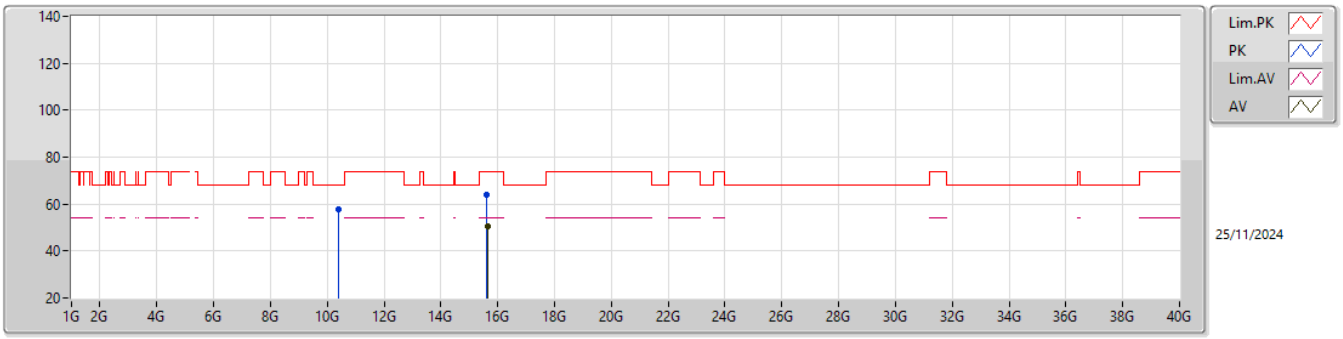

EUT Z_2TX
Setting 17.5
01-C-V-1

Type	Freq	Level	Limit	Margin	Raw	Dist	Condition	Azimuth	Height	Comment	AF	CL	PA
	(Hz)	(dBuV/m)	(dBuV/m)	(dB)	(dBuV)	(m)		(°)	(m)		(dB)	(dB)	(dB)
PK	10.41058G	57.67	68.20	-10.53	40.70	3	Horizontal	0	1.35	-	38.72	10.74	32.49
PK	15.62823G	63.80	74.00	-10.20	44.70	3	Horizontal	65	2.98	-	38.23	13.61	32.74
AV	15.64482G	50.67	54.00	-3.33	31.67	3	Horizontal	65	2.98	-	38.13	13.61	32.74

5.25-5.35GHz_802.11be EHT80_Nss1,(MCS0),RU484+RU242 CP 1_2TX

5290MHz_TX

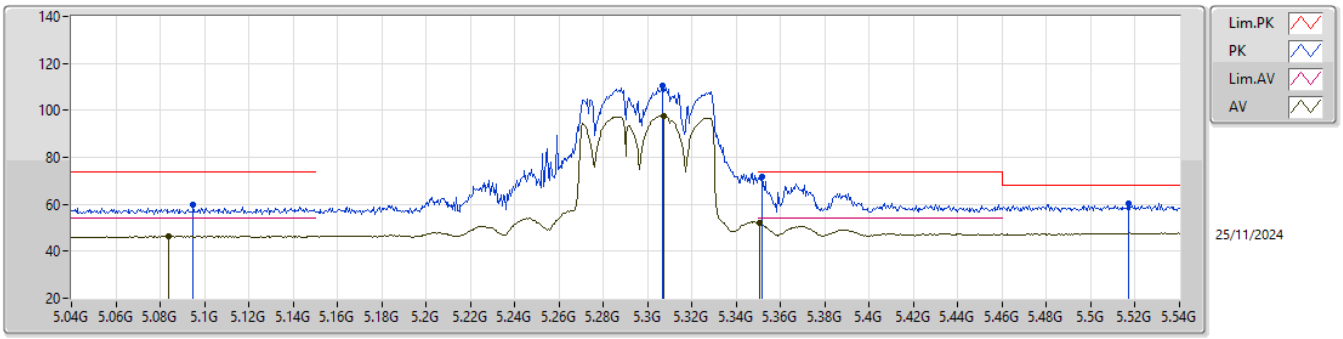

EUT Z_2TX
Setting 18
01-C-J-10-10

Type	Freq	Level	Limit	Margin	Raw	Dist	Condition	Azimuth	Height	Comment	AF	CL	PA
	(Hz)	(dBuV/m)	(dBuV/m)	(dB)	(dBuV)	(m)		(°)	(m)		(dB)	(dB)	(dB)
PK	5.095G	59.62	74.00	-14.38	52.82	3	Vertical	96	1.80	-	32.71	6.65	32.56
AV	5.084G	46.43	54.00	-7.57	39.61	3	Vertical	96	1.80	-	32.73	6.65	32.56
PK	5.3065G	110.36	Inf	-Inf	103.18	3	Vertical	96	1.80	-	33.01	6.68	32.51
AV	5.3075G	97.83	Inf	-Inf	90.64	3	Vertical	96	1.80	-	33.02	6.68	32.51
PK	5.3515G	71.53	74.00	-2.47	64.21	3	Vertical	96	1.80	-	33.11	6.71	32.50
AV	5.3505G	52.05	54.00	-1.95	44.74	3	Vertical	96	1.80	-	33.10	6.71	32.50
PK	5.517G	60.39	68.20	-7.81	52.07	3	Vertical	96	1.80	-	33.83	6.95	32.46

5.25-5.35GHz_802.11be EHT80_Nss1,(MCS0),RU484+RU242 CP 1_2TX

5290MHz_TX

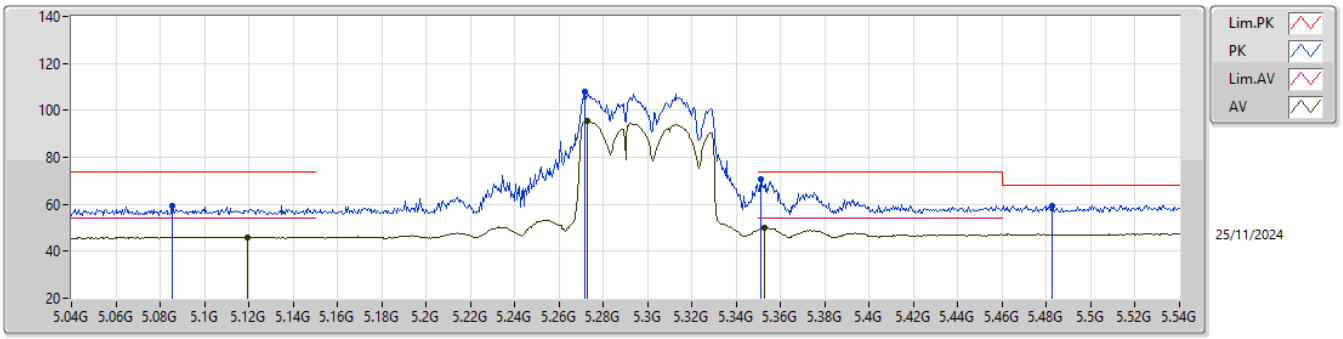

EUT Z_2TX
Setting 18
01-C-J-10-10

Type	Freq	Level	Limit	Margin	Raw	Dist	Condition	Azimuth	Height	Comment	AF	CL	PA
	(Hz)	(dBuV/m)	(dBuV/m)	(dB)	(dBuV)	(m)		(°)	(m)		(dB)	(dB)	(dB)
PK	5.0855G	59.28	74.00	-14.72	52.46	3	Horizontal	288	2.90	-	32.73	6.65	32.56
AV	5.1195G	46.05	54.00	-7.95	39.21	3	Horizontal	288	2.90	-	32.74	6.65	32.55
PK	5.2715G	107.75	Inf	-Inf	100.65	3	Horizontal	288	2.90	-	32.94	6.67	32.51
AV	5.273G	95.43	Inf	-Inf	88.32	3	Horizontal	288	2.90	-	32.95	6.67	32.51
PK	5.351G	70.61	74.00	-3.39	63.30	3	Horizontal	288	2.90	-	33.10	6.71	32.50
AV	5.3525G	50.09	54.00	-3.91	42.77	3	Horizontal	288	2.90	-	33.11	6.71	32.50
PK	5.4825G	59.47	68.20	-8.73	51.35	3	Horizontal	288	2.90	-	33.70	6.88	32.46

5.25-5.35GHz_802.11be EHT80_Nss1,(MCS0),RU484+RU242 CP 1_2TX

5290MHz_TX

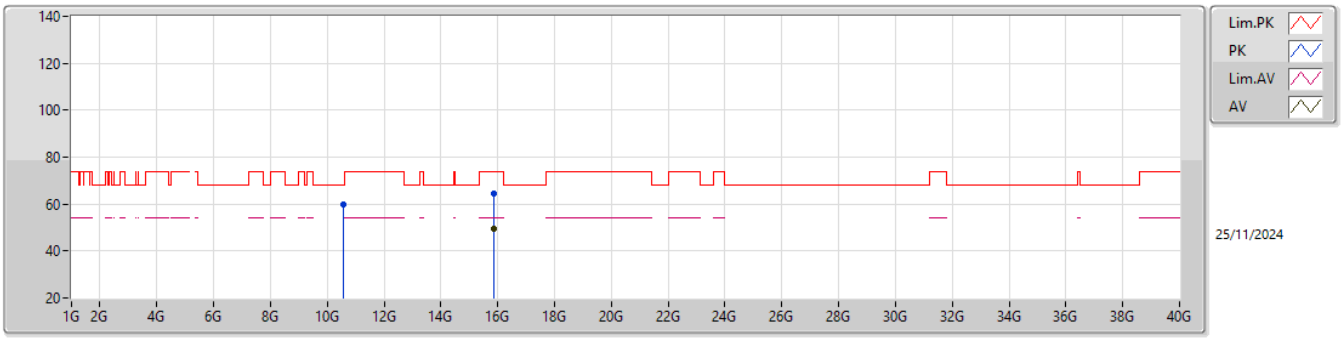

EUT Z_2TX
Setting 18
01-C-V-1

Type	Freq	Level	Limit	Margin	Raw	Dist	Condition	Azimuth	Height	Comment	AF	CL	PA
	(Hz)	(dBuV/m)	(dBuV/m)	(dB)	(dBuV)	(m)		(°)	(m)		(dB)	(dB)	(dB)
PK	10.56953G	59.99	68.20	-8.21	42.40	3	Vertical	132	2.68	-	39.10	10.90	32.41
PK	15.8673G	64.33	74.00	-9.67	45.00	3	Vertical	305	2.22	-	38.47	13.64	32.78
AV	15.86322G	49.51	54.00	-4.49	30.20	3	Vertical	305	2.22	-	38.45	13.64	32.78

5.25-5.35GHz_802.11be EHT80_Nss1,(MCS0),RU484+RU242 CP 1_2TX

5290MHz_TX

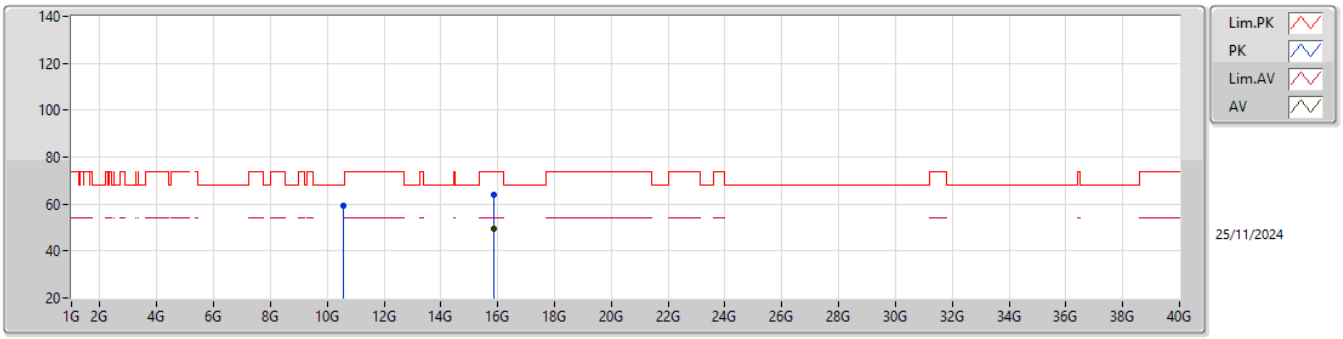

EUT Z_2TX
Setting 18
01-C-V-1

Type	Freq	Level	Limit	Margin	Raw	Dist	Condition	Azimuth	Height	Comment	AF	CL	PA
	(Hz)	(dBuV/m)	(dBuV/m)	(dB)	(dBuV)	(m)		(°)	(m)		(dB)	(dB)	(dB)
PK	10.57892G	59.47	68.20	-8.73	41.87	3	Horizontal	222	2.46	-	39.10	10.91	32.41
PK	15.85653G	63.74	74.00	-10.26	44.45	3	Horizontal	82	2.94	-	38.43	13.64	32.78
AV	15.87216G	49.51	54.00	-4.49	30.16	3	Horizontal	82	2.94	-	38.49	13.64	32.78

5.47-5.725GHz_802.11be EHT80_Nss1,(MCS0),RU484+RU242 CP 3_2TX

5530MHz_TX

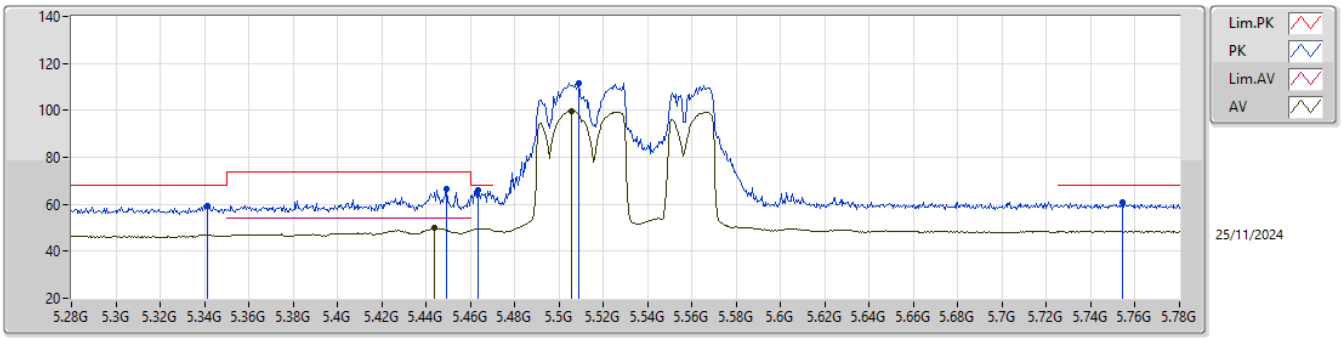

EUT Z_2TX
Setting 16
01-C-J-10-10

Type	Freq	Level	Limit	Margin	Raw	Dist	Condition	Azimuth	Height	Comment	AF	CL	PA
	(Hz)	(dBuV/m)	(dBuV/m)	(dB)	(dBuV)	(m)		(°)	(m)		(dB)	(dB)	(dB)
PK	5.3415G	59.49	68.20	-8.71	52.21	3	Vertical	267	2.26	-	33.08	6.70	32.50
PK	5.449G	66.39	74.00	-7.61	58.54	3	Vertical	267	2.26	-	33.50	6.82	32.47
AV	5.4435G	49.77	54.00	-4.23	41.96	3	Vertical	267	2.26	-	33.47	6.81	32.47
PK	5.4635G	65.91	68.20	-2.29	57.95	3	Vertical	267	2.26	-	33.58	6.85	32.47
PK	5.509G	111.52	Inf	-Inf	103.23	3	Vertical	267	2.26	-	33.82	6.93	32.46
AV	5.5055G	99.75	Inf	-Inf	91.47	3	Vertical	267	2.26	-	33.81	6.93	32.46
PK	5.7545G	60.79	68.20	-7.41	51.84	3	Vertical	267	2.26	-	34.11	7.29	32.45

5.47-5.725GHz_802.11be EHT80_Nss1,(MCS0),RU484+RU242 CP 3_2TX

5530MHz_TX

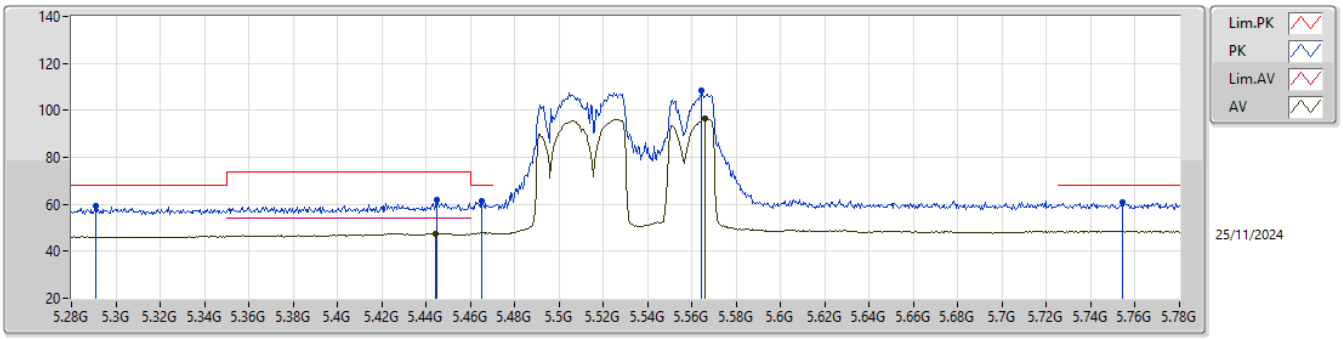

EUT Z_2TX
Setting 16
01-C-J-10-10

Type	Freq	Level	Limit	Margin	Raw	Dist	Condition	Azimuth	Height	Comment	AF	CL	PA
	(Hz)	(dBuV/m)	(dBuV/m)	(dB)	(dBuV)	(m)		(°)	(m)		(dB)	(dB)	(dB)
PK	5.291G	59.09	68.20	-9.11	51.94	3	Horizontal	257	1.01	-	32.98	6.68	32.51
PK	5.445G	61.96	74.00	-12.04	54.14	3	Horizontal	257	1.01	-	33.48	6.81	32.47
AV	5.4445G	47.64	54.00	-6.36	39.82	3	Horizontal	257	1.01	-	33.48	6.81	32.47
PK	5.465G	61.43	68.20	-6.77	53.46	3	Horizontal	257	1.01	-	33.59	6.85	32.47
PK	5.5645G	108.32	Inf	-Inf	99.85	3	Horizontal	257	1.01	-	33.90	7.03	32.46
AV	5.566G	96.33	Inf	-Inf	87.85	3	Horizontal	257	1.01	-	33.90	7.04	32.46
PK	5.754G	60.75	68.20	-7.45	51.80	3	Horizontal	257	1.01	-	34.11	7.29	32.45

5.47-5.725GHz_802.11be EHT80_Nss1,(MCS0),RU484+RU242 CP 3_2TX

5530MHz_TX

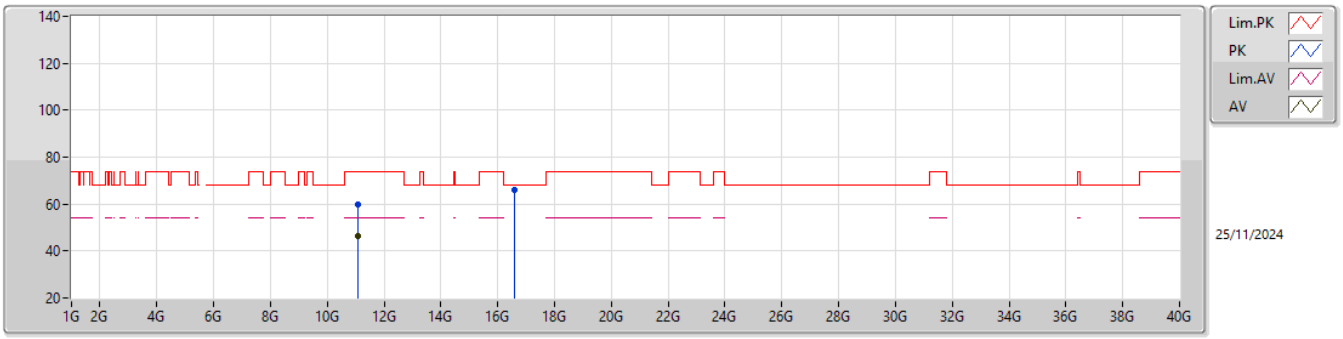

EUT Z_2TX
Setting 16
01-C-V-1

Type	Freq	Level	Limit	Margin	Raw	Dist	Condition	Azimuth	Height	Comment	AF	CL	PA
	(Hz)	(dBuV/m)	(dBuV/m)	(dB)	(dBuV)	(m)		(°)	(m)		(dB)	(dB)	(dB)
PK	11.06594G	59.84	74.00	-14.16	41.88	3	Vertical	75	1.80	-	39.00	11.41	32.45
AV	11.07227G	46.18	54.00	-7.82	28.22	3	Vertical	75	1.80	-	39.00	11.41	32.45
PK	16.58004G	65.92	68.20	-2.28	44.90	3	Vertical	169	1.80	-	39.60	13.82	32.40

5.47-5.725GHz_802.11be EHT80_Nss1,(MCS0),RU484+RU242 CP 3_2TX

5530MHz_TX

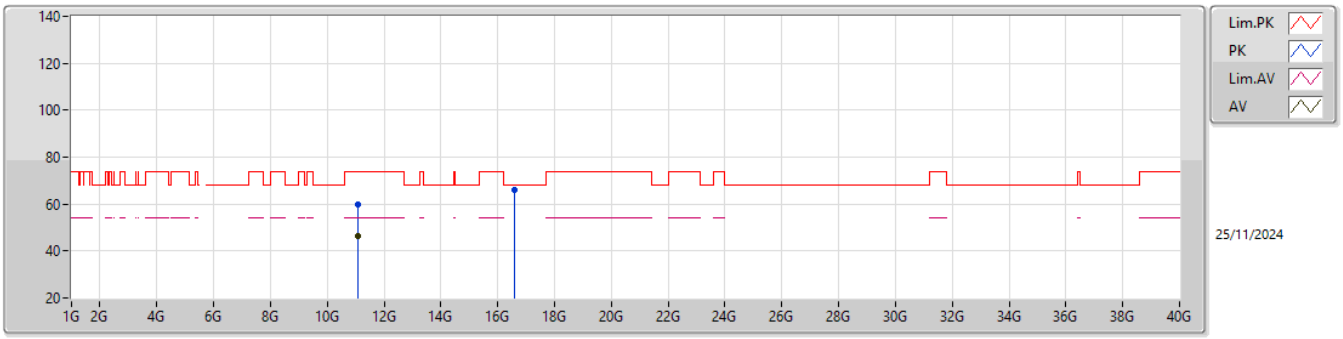

EUT Z_2TX
Setting 16
01-C-V-1

Type	Freq	Level	Limit	Margin	Raw	Dist	Condition	Azimuth	Height	Comment	AF	CL	PA
	(Hz)	(dBuV/m)	(dBuV/m)	(dB)	(dBuV)	(m)		(°)	(m)		(dB)	(dB)	(dB)
PK	11.09937G	59.60	74.00	-14.40	41.62	3	Horizontal	7	2.58	-	39.00	11.44	32.46
AV	11.09964G	46.38	54.00	-7.62	28.40	3	Horizontal	7	2.58	-	39.00	11.44	32.46
PK	16.60422G	65.99	68.20	-2.21	44.92	3	Horizontal	2	2.36	-	39.62	13.83	32.38

5.47-5.725GHz_802.11be EHT80_Nss1,(MCS0),RU484+RU242 CP 2_2TX

5610MHz_TX

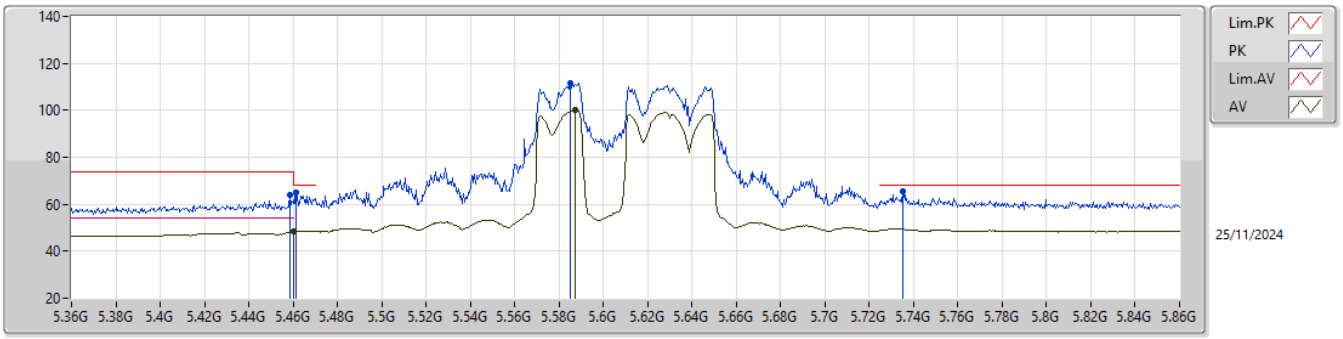

EUT Z_2TX
Setting 16
01-C-J-10-10

Type	Freq	Level	Limit	Margin	Raw	Dist	Condition	Azimuth	Height	Comment	AF	CL	PA
	(Hz)	(dBuV/m)	(dBuV/m)	(dB)	(dBuV)	(m)		(°)	(m)		(dB)	(dB)	(dB)
PK	5.4585G	63.94	74.00	-10.06	56.02	3	Vertical	77	3.00	-	33.55	6.84	32.47
AV	5.46G	48.39	54.00	-5.61	40.46	3	Vertical	77	3.00	-	33.56	6.84	32.47
PK	5.4615G	64.75	68.20	-3.45	56.81	3	Vertical	77	3.00	-	33.57	6.84	32.47
PK	5.585G	111.58	Inf	-Inf	103.07	3	Vertical	77	3.00	-	33.90	7.07	32.46
AV	5.587G	100.02	Inf	-Inf	91.50	3	Vertical	77	3.00	-	33.90	7.08	32.46
PK	5.735G	65.27	68.20	-2.93	56.35	3	Vertical	77	3.00	-	34.10	7.27	32.45

5.47-5.725GHz_802.11be EHT80_Nss1,(MCS0),RU484+RU242 CP 2_2TX

5610MHz_TX

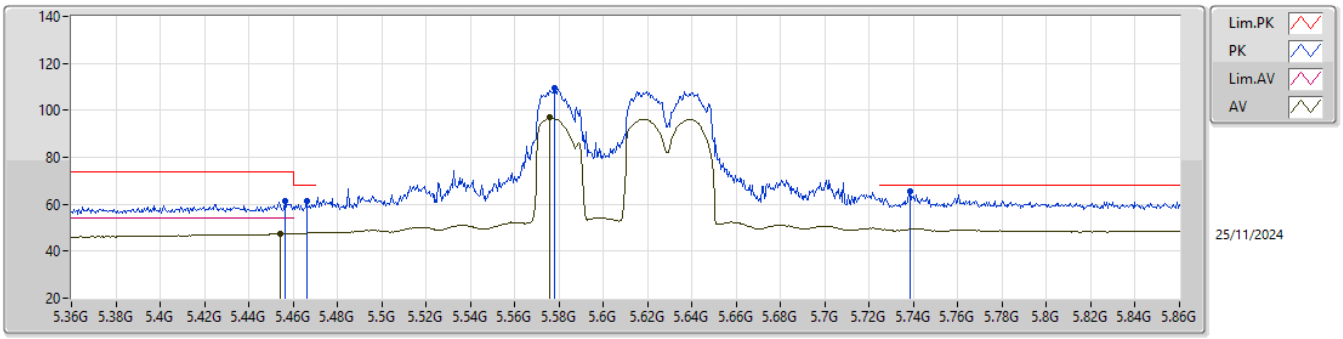

EUT Z_2TX
Setting 16
01-C-J-10-10

Type	Freq	Level	Limit	Margin	Raw	Dist	Condition	Azimuth	Height	Comment	AF	CL	PA
	(Hz)	(dBuV/m)	(dBuV/m)	(dB)	(dBuV)	(m)		(°)	(m)		(dB)	(dB)	(dB)
PK	5.4565G	61.22	74.00	-12.78	53.32	3	Horizontal	98	1.00	-	33.54	6.83	32.47
AV	5.454G	47.51	54.00	-6.49	39.63	3	Horizontal	98	1.00	-	33.52	6.83	32.47
PK	5.466G	61.27	68.20	-6.93	53.29	3	Horizontal	98	1.00	-	33.60	6.85	32.47
PK	5.578G	109.71	Inf	-Inf	101.21	3	Horizontal	98	1.00	-	33.90	7.06	32.46
AV	5.576G	96.90	Inf	-Inf	88.40	3	Horizontal	98	1.00	-	33.90	7.06	32.46
PK	5.7385G	65.37	68.20	-2.83	56.45	3	Horizontal	98	1.00	-	34.10	7.27	32.45

5.47-5.725GHz_802.11be EHT80_Nss1,(MCS0),RU484+RU242 CP 2_2TX

5610MHz_TX

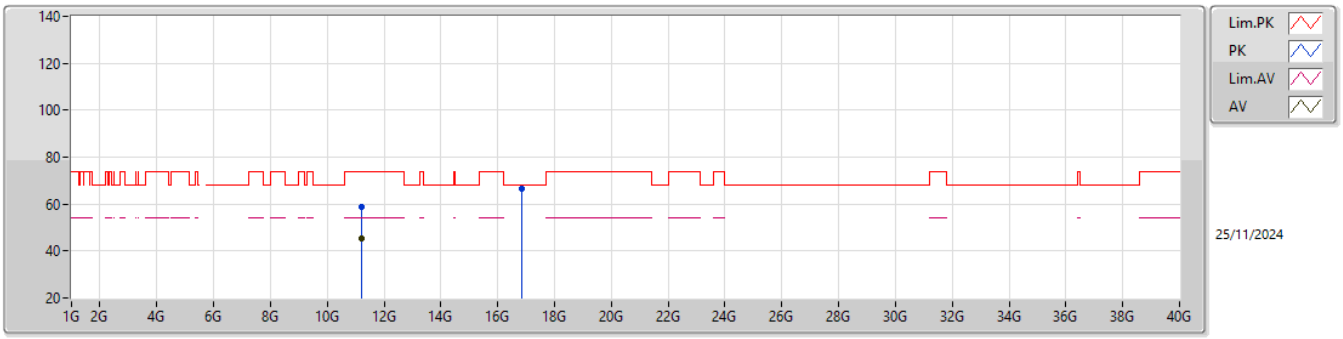

EUT Z_2TX
Setting 17.5
01-C-J-10

Type	Freq	Level	Limit	Margin	Raw	Dist	Condition	Azimuth	Height	Comment	AF	CL	PA
	(Hz)	(dBuV/m)	(dBuV/m)	(dB)	(dBuV)	(m)		(°)	(m)		(dB)	(dB)	(dB)
PK	11.22706G	58.93	74.00	-15.07	41.01	3	Vertical	0	1.80	-	38.85	11.57	32.50
AV	11.22954G	45.14	54.00	-8.86	27.21	3	Vertical	0	1.80	-	38.86	11.57	32.50
PK	16.83414G	66.66	68.20	-1.54	44.64	3	Vertical	136	1.80	-	40.34	13.89	32.21

5.47-5.725GHz_802.11be EHT80_Nss1,(MCS0),RU484+RU242 CP 2_2TX

5610MHz_TX

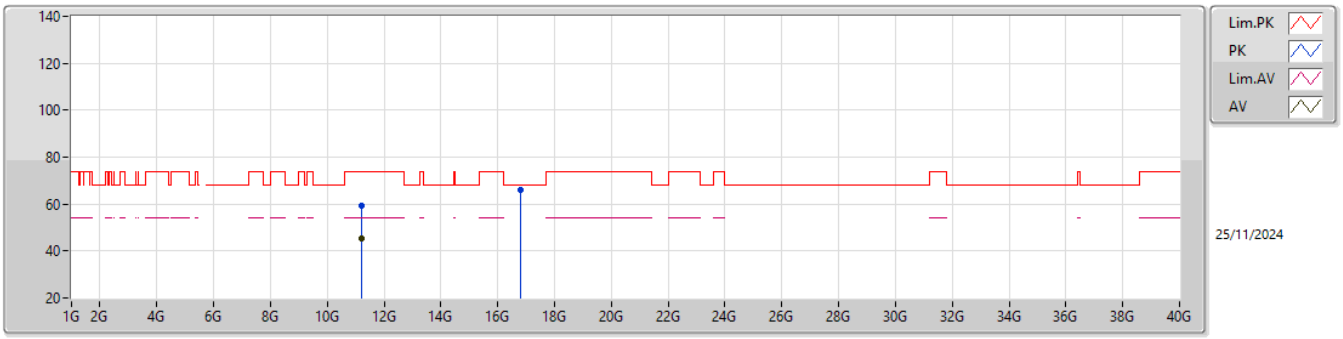

EUT Z_2TX
Setting 17.5
01-C-J-10

Type	Freq	Level	Limit	Margin	Raw	Dist	Condition	Azimuth	Height	Comment	AF	CL	PA
	(Hz)	(dBuV/m)	(dBuV/m)	(dB)	(dBuV)	(m)		(°)	(m)		(dB)	(dB)	(dB)
PK	11.2222G	59.29	74.00	-14.71	41.38	3	Horizontal	202	1.80	-	38.84	11.57	32.50
AV	11.22894G	45.32	54.00	-8.68	27.39	3	Horizontal	202	1.80	-	38.86	11.57	32.50
PK	16.82618G	65.85	68.20	-2.35	43.87	3	Horizontal	343	1.80	-	40.30	13.89	32.21

5.47-5.725GHz_802.11be EHT80_Nss1,(MCS0),RU484+RU242 CP 3_2TX

5690MHz Straddle 5.47-5.725GHz_TX

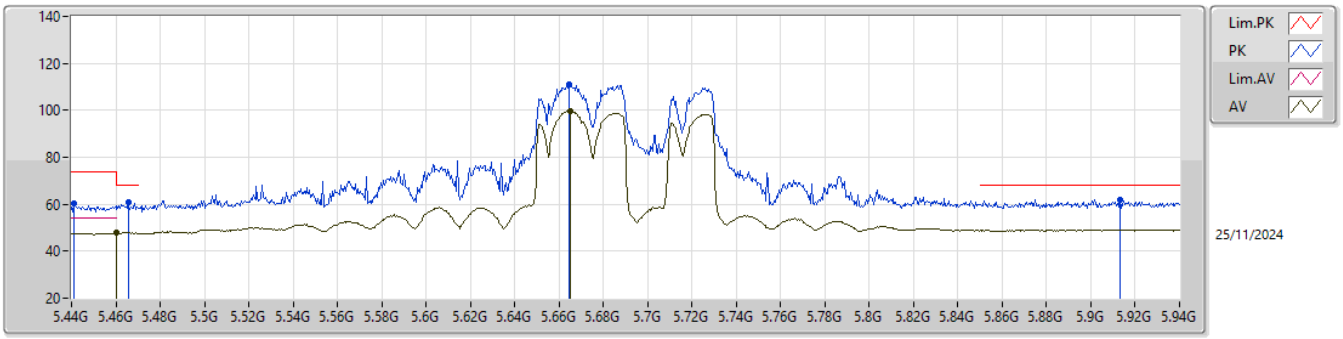

EUT Z_2TX
Setting 18
01-C-J-10-10

Type	Freq	Level	Limit	Margin	Raw	Dist	Condition	Azimuth	Height	Comment	AF	CL	PA
	(Hz)	(dBuV/m)	(dBuV/m)	(dB)	(dBuV)	(m)		(°)	(m)		(dB)	(dB)	(dB)
PK	5.441G	60.44	74.00	-13.56	52.64	3	Vertical	269	1.05	-	33.46	6.81	32.47
PK	5.4655G	61.05	68.20	-7.15	53.08	3	Vertical	269	1.05	-	33.59	6.85	32.47
AV	5.46G	47.70	54.00	-6.30	39.77	3	Vertical	269	1.05	-	33.56	6.84	32.47
PK	5.6645G	110.92	Inf	-Inf	102.16	3	Vertical	269	1.05	-	34.03	7.18	32.45
AV	5.665G	99.91	Inf	-Inf	91.15	3	Vertical	269	1.05	-	34.03	7.18	32.45
PK	5.913G	61.96	68.20	-6.24	52.09	3	Vertical	269	1.05	-	34.88	7.43	32.44

5.47-5.725GHz_802.11be EHT80_Nss1,(MCS0),RU484+RU242 CP 3_2TX

5690MHz Straddle 5.47-5.725GHz_TX

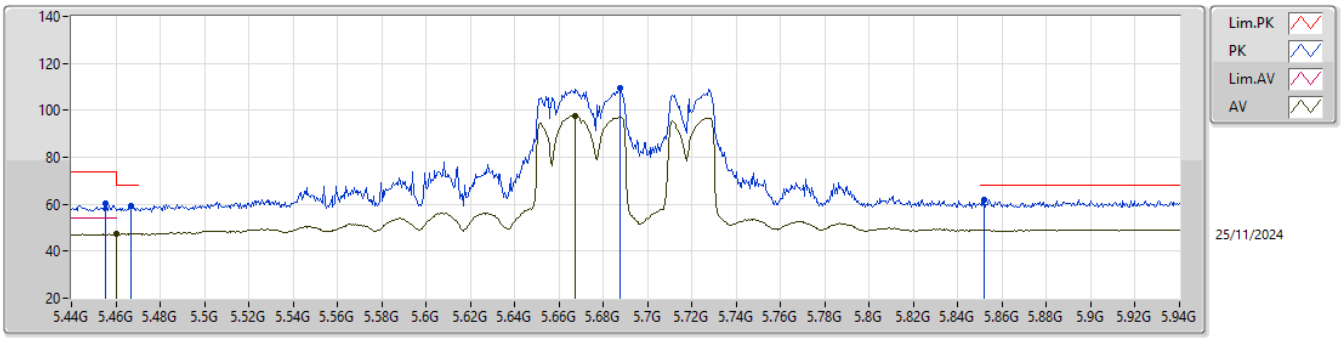

EUT Z_2TX
Setting 18
01-C-J-10-10

Type	Freq	Level	Limit	Margin	Raw	Dist	Condition	Azimuth	Height	Comment	AF	CL	PA
	(Hz)	(dBuV/m)	(dBuV/m)	(dB)	(dBuV)	(m)		(°)	(m)		(dB)	(dB)	(dB)
PK	5.4555G	60.39	74.00	-13.61	52.50	3	Horizontal	265	1.02	-	33.53	6.83	32.47
AV	5.46G	47.26	54.00	-6.74	39.33	3	Horizontal	265	1.02	-	33.56	6.84	32.47
PK	5.467G	59.18	68.20	-9.02	51.20	3	Horizontal	265	1.02	-	33.60	6.85	32.47
PK	5.6875G	109.35	Inf	-Inf	100.51	3	Horizontal	265	1.02	-	34.08	7.21	32.45
AV	5.667G	97.57	Inf	-Inf	88.81	3	Horizontal	265	1.02	-	34.03	7.18	32.45
PK	5.852G	61.85	68.20	-6.35	52.40	3	Horizontal	265	1.02	-	34.51	7.39	32.45

5.47-5.725GHz_802.11be EHT80_Nss1,(MCS0),RU484+RU242 CP 3_2TX

5690MHz Straddle 5.47-5.725GHz_TX

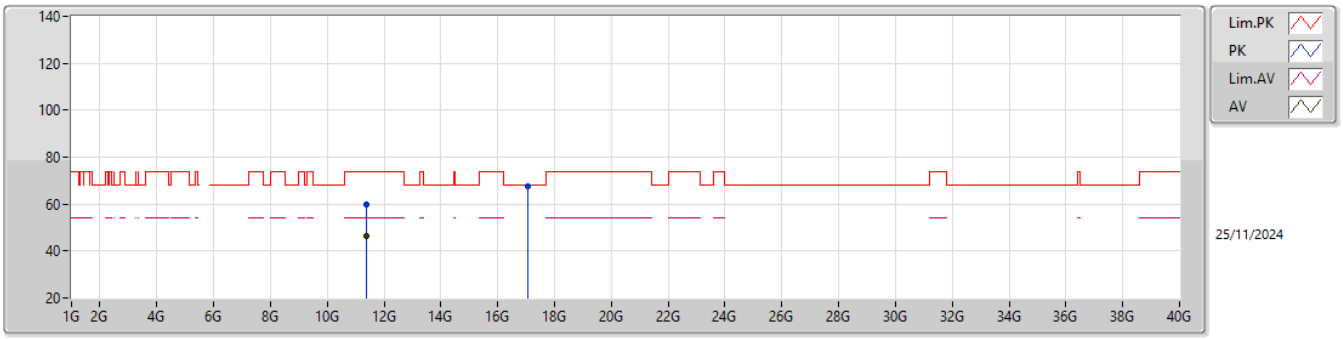

EUT Z_2TX
Setting 18
01-C-V-1

Type	Freq	Level	Limit	Margin	Raw	Dist	Condition	Azimuth	Height	Comment	AF	CL	PA
	(Hz)	(dBuV/m)	(dBuV/m)	(dB)	(dBuV)	(m)		(°)	(m)		(dB)	(dB)	(dB)
PK	11.39236G	59.62	74.00	-14.38	41.33	3	Vertical	219	1.80	-	39.10	11.74	32.55
AV	11.38324G	46.30	54.00	-7.70	28.01	3	Vertical	219	1.80	-	39.10	11.73	32.54
PK	17.08149G	67.40	68.20	-0.80	44.44	3	Vertical	66	1.80	-	41.03	13.96	32.03

5.47-5.725GHz_802.11be EHT80_Nss1,(MCS0),RU484+RU242 CP 3_2TX

5690MHz Straddle 5.47-5.725GHz_TX

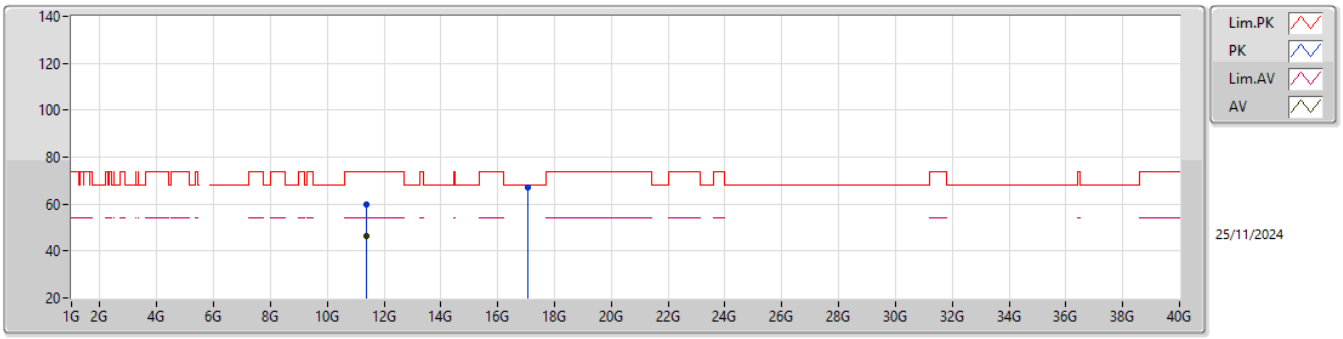

EUT Z_2TX
Setting 18
01-C-V-1

Type	Freq	Level	Limit	Margin	Raw	Dist	Condition	Azimuth	Height	Comment	AF	CL	PA
	(Hz)	(dBuV/m)	(dBuV/m)	(dB)	(dBuV)	(m)		(°)	(m)		(dB)	(dB)	(dB)
PK	11.37769G	59.94	74.00	-14.06	41.65	3	Horizontal	123	1.04	-	39.10	11.73	32.54
AV	11.37481G	46.32	54.00	-7.68	28.04	3	Horizontal	123	1.04	-	39.10	11.72	32.54
PK	17.06754G	67.06	68.20	-1.14	44.17	3	Horizontal	298	1.80	-	40.97	13.96	32.04

5.725-5.85GHz_802.11be EHT80_Nss1,(MCS0),RU484+RU242 CP 3_2TX

5775MHz_TX

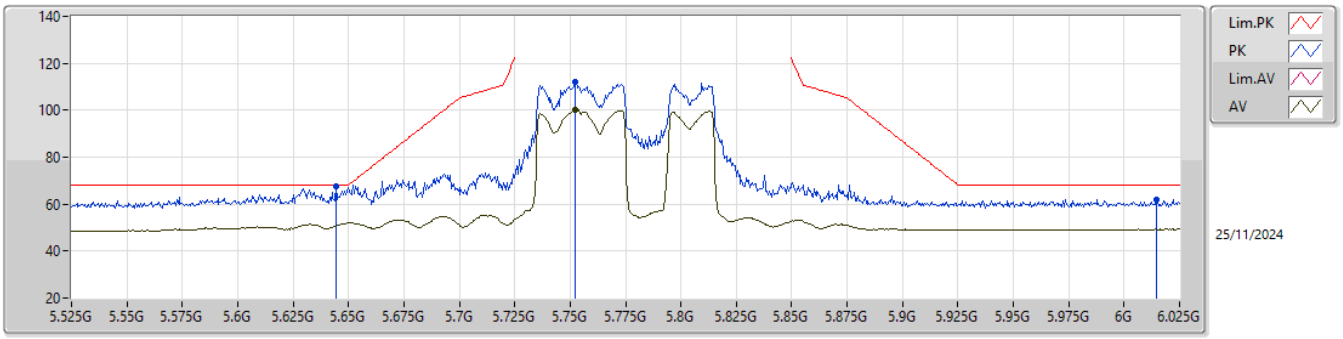

EUT Z_2TX
Setting 17
01-C-J-10-10

Type	Freq	Level	Limit	Margin	Raw	Dist	Condition	Azimuth	Height	Comment	AF	CL	PA
	(Hz)	(dBuV/m)	(dBuV/m)	(dB)	(dBuV)	(m)		(°)	(m)		(dB)	(dB)	(dB)
PK	5.6445G	67.56	68.20	-0.64	58.86	3	Vertical	280	2.31	-	33.99	7.16	32.45
PK	5.752G	111.96	Inf	-Inf	103.02	3	Vertical	280	2.31	-	34.10	7.29	32.45
AV	5.7525G	100.10	Inf	-Inf	91.15	3	Vertical	280	2.31	-	34.11	7.29	32.45
PK	6.0145G	62.06	68.20	-6.14	51.66	3	Vertical	280	2.31	-	35.33	7.51	32.44

5.725-5.85GHz_802.11be EHT80_Nss1,(MCS0),RU484+RU242 CP 3_2TX

5775MHz_TX

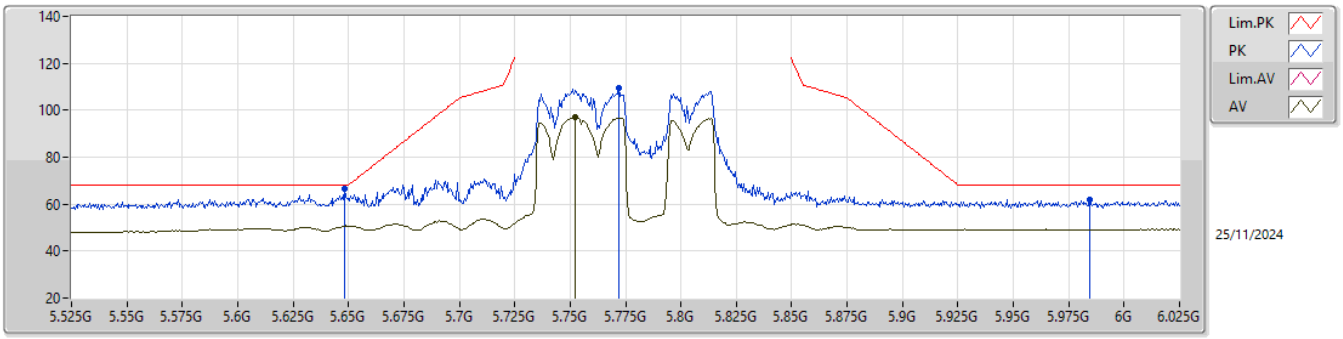

EUT Z_2TX
Setting 17
01-C-J-10-10

Type	Freq	Level	Limit	Margin	Raw	Dist	Condition	Azimuth	Height	Comment	AF	CL	PA
	(Hz)	(dBuV/m)	(dBuV/m)	(dB)	(dBuV)	(m)		(°)	(m)		(dB)	(dB)	(dB)
PK	5.648G	66.34	68.20	-1.86	57.63	3	Horizontal	268	1.01	-	34.00	7.16	32.45
PK	5.772G	109.34	Inf	-Inf	100.34	3	Horizontal	268	1.01	-	34.14	7.31	32.45
AV	5.752G	97.20	Inf	-Inf	88.26	3	Horizontal	268	1.01	-	34.10	7.29	32.45
PK	5.9845G	62.09	68.20	-6.11	51.80	3	Horizontal	268	1.01	-	35.24	7.49	32.44

5.725-5.85GHz_802.11be EHT80_Nss1,(MCS0),RU484+RU242 CP 3_2TX

5775MHz_TX

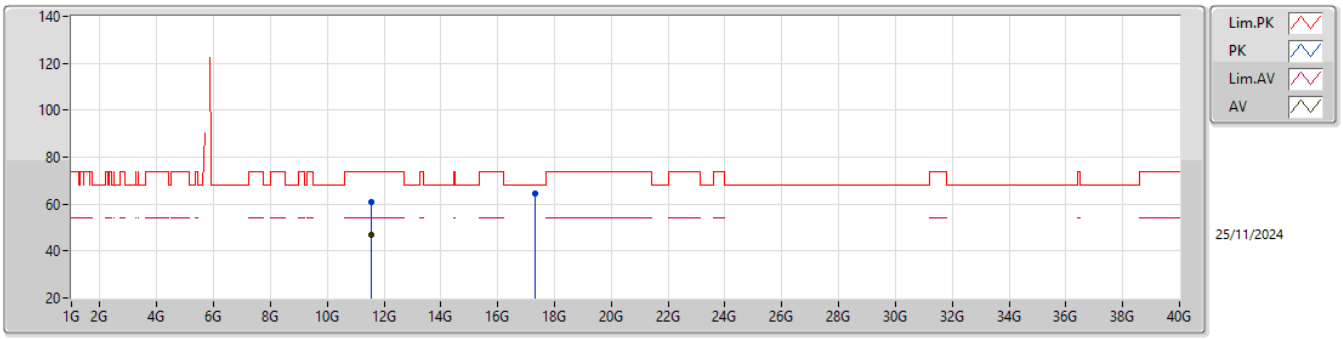

EUT Z_2TX
Setting 17
01-C-J-10

Type	Freq	Level	Limit	Margin	Raw	Dist	Condition	Azimuth	Height	Comment	AF	CL	PA
	(Hz)	(dBuV/m)	(dBuV/m)	(dB)	(dBuV)	(m)		(°)	(m)		(dB)	(dB)	(dB)
PK	11.55078G	60.96	74.00	-13.04	42.66	3	Vertical	13	3.00	-	39.00	11.90	32.60
AV	11.54724G	46.83	54.00	-7.17	28.54	3	Vertical	13	3.00	-	38.99	11.90	32.60
PK	17.31904G	64.67	68.20	-3.53	40.78	3	Vertical	28	2.43	-	41.74	14.03	31.88

5.725-5.85GHz_802.11be EHT80_Nss1,(MCS0),RU484+RU242 CP 3_2TX

5775MHz_TX

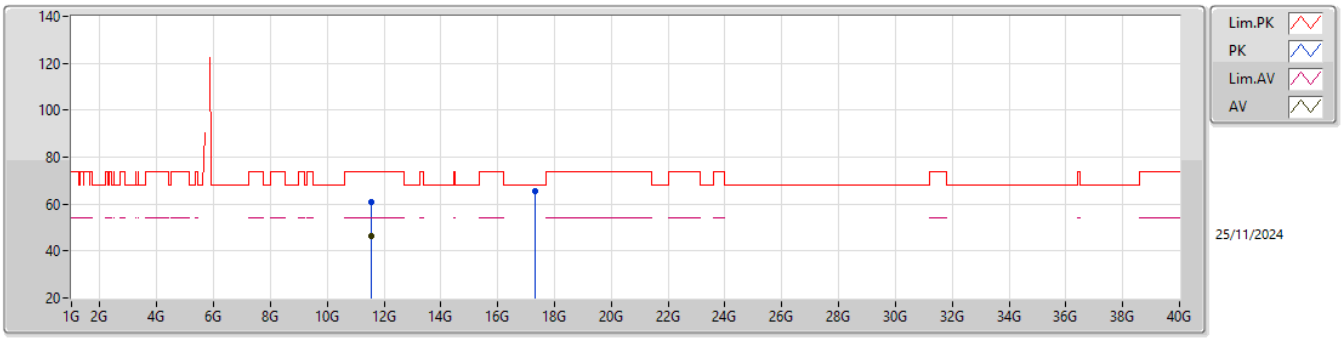

EUT Z_2TX
Setting 17
01-C-J-10

Type	Freq	Level	Limit	Margin	Raw	Dist	Condition	Azimuth	Height	Comment	AF	CL	PA
	(Hz)	(dBuV/m)	(dBuV/m)	(dB)	(dBuV)	(m)		(°)	(m)		(dB)	(dB)	(dB)
PK	11.55362G	60.62	74.00	-13.38	42.33	3	Horizontal	293	1.80	-	38.99	11.90	32.60
AV	11.54876G	46.63	54.00	-7.37	28.33	3	Horizontal	293	1.80	-	39.00	11.90	32.60
PK	17.33276G	65.53	68.20	-2.67	41.59	3	Horizontal	261	2.64	-	41.77	14.04	31.87

5.25-5.35GHz_802.11be EHT160_Nss1,(MCS0),RU996+RU484+RU242 CP 6_2TX

5250MHz Straddle 5.25-5.35GHz_TX

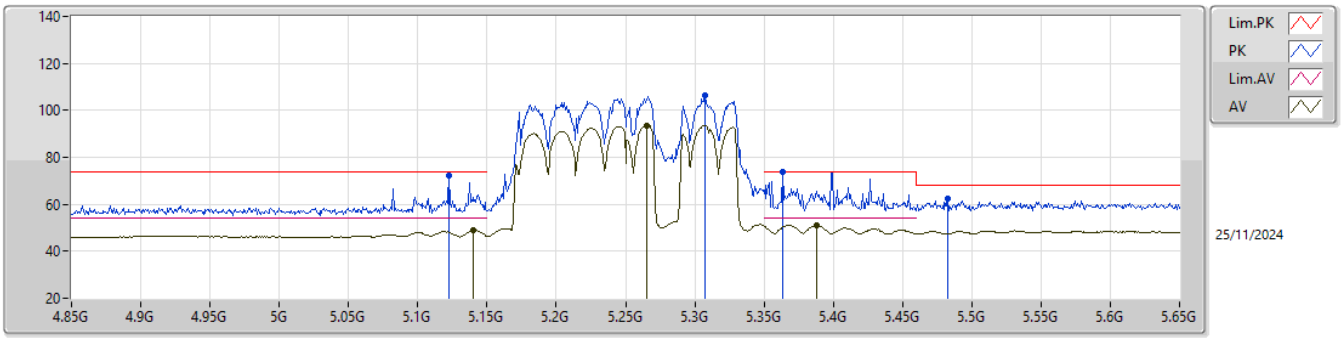

EUT Z_2TX
Setting 17
01-C-J-10-10

Type	Freq	Level	Limit	Margin	Raw	Dist	Condition	Azimuth	Height	Comment	AF	CL	PA
	(Hz)	(dBuV/m)	(dBuV/m)	(dB)	(dBuV)	(m)		(°)	(m)		(dB)	(dB)	(dB)
PK	5.1228G	72.48	74.00	-1.52	65.63	3	Vertical	98	1.80	-	32.75	6.65	32.55
AV	5.1404G	48.91	54.00	-5.09	42.04	3	Vertical	98	1.80	-	32.78	6.64	32.55
PK	5.3076G	106.28	Inf	-Inf	99.09	3	Vertical	98	1.80	-	33.02	6.68	32.51
AV	5.2652G	93.49	Inf	-Inf	86.42	3	Vertical	98	1.80	-	32.93	6.66	32.52
PK	5.3636G	73.76	74.00	-0.24	66.39	3	Vertical	98	1.80	-	33.15	6.71	32.49
AV	5.3876G	51.08	54.00	-2.92	43.60	3	Vertical	98	1.80	-	33.25	6.72	32.49
PK	5.4828G	62.57	68.20	-5.63	54.45	3	Vertical	98	1.80	-	33.70	6.88	32.46

5.25-5.35GHz_802.11be EHT160_Nss1,(MCS0),RU996+RU484+RU242 CP 6_2TX

5250MHz Straddle 5.25-5.35GHz_TX

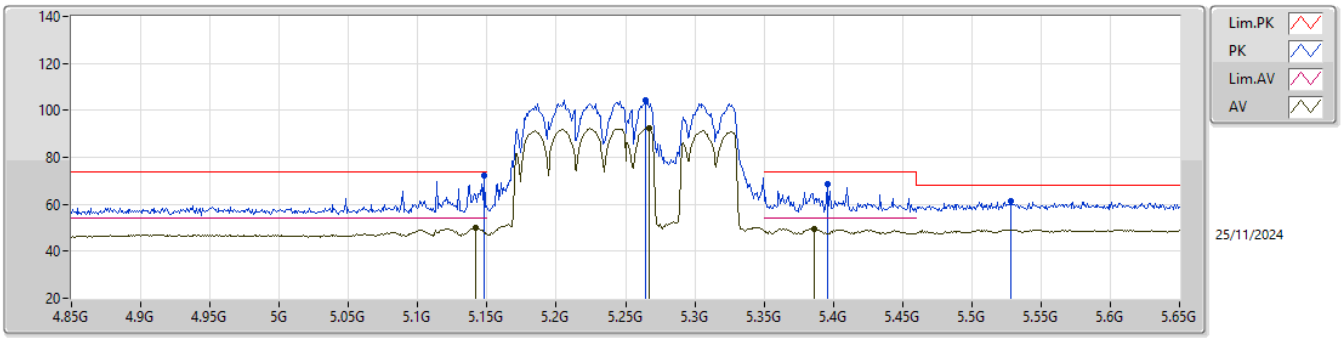

EUT Z_2TX
Setting 17
01-C-J-10-10

Type	Freq	Level	Limit	Margin	Raw	Dist	Condition	Azimuth	Height	Comment	AF	CL	PA
	(Hz)	(dBuV/m)	(dBuV/m)	(dB)	(dBuV)	(m)		(°)	(m)		(dB)	(dB)	(dB)
PK	5.1476G	72.39	74.00	-1.61	65.49	3	Horizontal	273	1.01	-	32.80	6.64	32.54
AV	5.142G	50.00	54.00	-4.00	43.13	3	Horizontal	273	1.01	-	32.78	6.64	32.55
PK	5.2644G	104.51	Inf	-Inf	97.44	3	Horizontal	273	1.01	-	32.93	6.66	32.52
AV	5.2668G	92.37	Inf	-Inf	85.30	3	Horizontal	273	1.01	-	32.93	6.66	32.52
PK	5.3956G	68.37	74.00	-5.63	60.85	3	Horizontal	273	1.01	-	33.28	6.73	32.49
AV	5.386G	49.74	54.00	-4.26	42.27	3	Horizontal	273	1.01	-	33.24	6.72	32.49
PK	5.5284G	61.38	68.20	-6.82	53.01	3	Horizontal	273	1.01	-	33.86	6.97	32.46

5.25-5.35GHz_802.11be EHT160_Nss1,(MCS0),RU996+RU484+RU242 CP 6_2TX

5250MHz Straddle 5.25-5.35GHz_TX

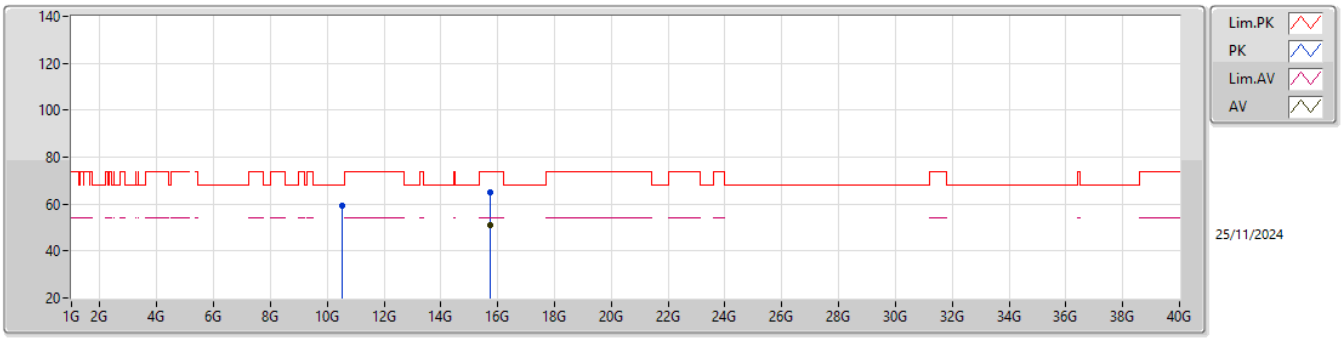

EUT Z_2TX
Setting 17
01-C-J-10

Type	Freq	Level	Limit	Margin	Raw	Dist	Condition	Azimuth	Height	Comment	AF	CL	PA
	(Hz)	(dBuV/m)	(dBuV/m)	(dB)	(dBuV)	(m)		(°)	(m)		(dB)	(dB)	(dB)
PK	10.50594G	59.20	68.20	-9.00	41.76	3	Vertical	175	3.00	-	39.01	10.84	32.41
PK	15.741G	64.90	74.00	-9.10	45.68	3	Vertical	131	1.80	-	38.36	13.62	32.76
AV	15.7401G	51.06	54.00	-2.94	31.84	3	Vertical	131	1.80	-	38.36	13.62	32.76

5.25-5.35GHz_802.11be EHT160_Nss1,(MCS0),RU996+RU484+RU242 CP 6_2TX

5250MHz Straddle 5.25-5.35GHz_TX

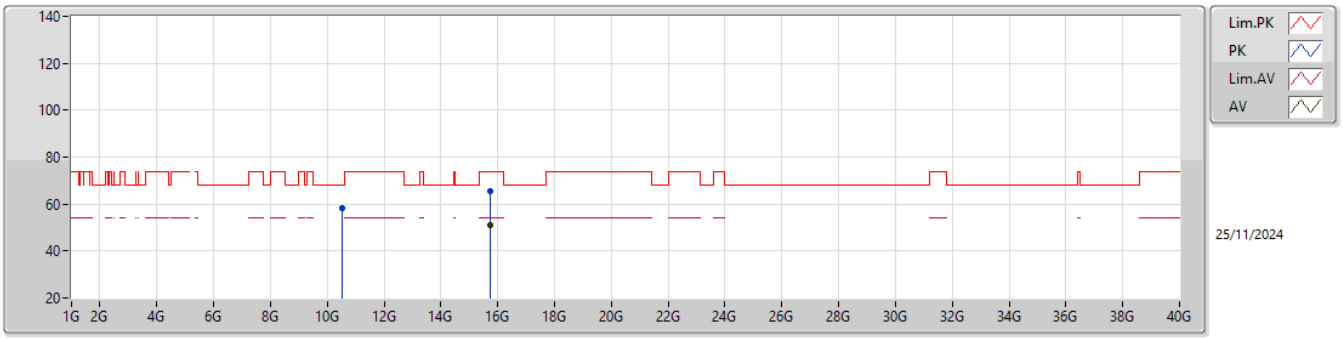

EUT Z_2TX
Setting 17
01-C-J-10

Type	Freq	Level	Limit	Margin	Raw	Dist	Condition	Azimuth	Height	Comment	AF	CL	PA
	(Hz)	(dBuV/m)	(dBuV/m)	(dB)	(dBuV)	(m)		(°)	(m)		(dB)	(dB)	(dB)
PK	10.50594G	58.41	68.20	-9.79	40.97	3	Horizontal	37	1.91	-	39.01	10.84	32.41
PK	15.74242G	65.27	74.00	-8.73	46.04	3	Horizontal	28	1.08	-	38.37	13.62	32.76
AV	15.74088G	51.05	54.00	-2.95	31.83	3	Horizontal	28	1.08	-	38.36	13.62	32.76

5.25-5.35GHz_802.11be EHT160_Nss1,(MCS0),RU996+RU484 CP 3_2TX

5250MHz Straddle 5.25-5.35GHz_TX

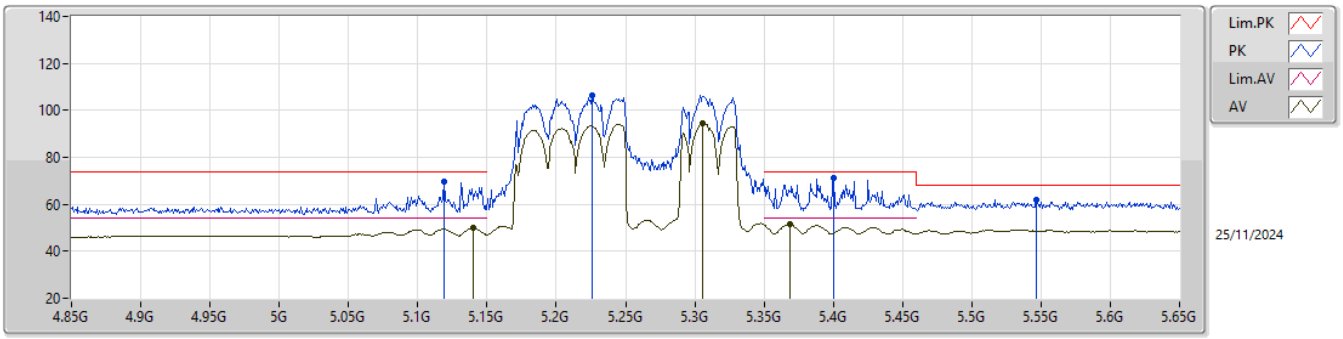

EUT Z_2TX
Setting 17.5
01-C-J-10-10

Type	Freq	Level	Limit	Margin	Raw	Dist	Condition	Azimuth	Height	Comment	AF	CL	PA
	(Hz)	(dBuV/m)	(dBuV/m)	(dB)	(dBuV)	(m)		(°)	(m)		(dB)	(dB)	(dB)
PK	5.1188G	69.61	74.00	-4.39	62.77	3	Vertical	95	1.80	-	32.74	6.65	32.55
AV	5.1396G	50.09	54.00	-3.91	43.22	3	Vertical	95	1.80	-	32.78	6.64	32.55
PK	5.226G	106.47	Inf	-Inf	99.46	3	Vertical	95	1.80	-	32.90	6.64	32.53
AV	5.306G	94.63	Inf	-Inf	87.45	3	Vertical	95	1.80	-	33.01	6.68	32.51
PK	5.4004G	71.34	74.00	-2.66	63.79	3	Vertical	95	1.80	-	33.30	6.73	32.48
AV	5.3684G	51.31	54.00	-2.69	43.92	3	Vertical	95	1.80	-	33.17	6.71	32.49
PK	5.5468G	62.15	68.20	-6.05	53.72	3	Vertical	95	1.80	-	33.89	7.00	32.46

5.25-5.35GHz_802.11be EHT160_Nss1,(MCS0),RU996+RU484 CP 3_2TX

5250MHz Straddle 5.25-5.35GHz_TX

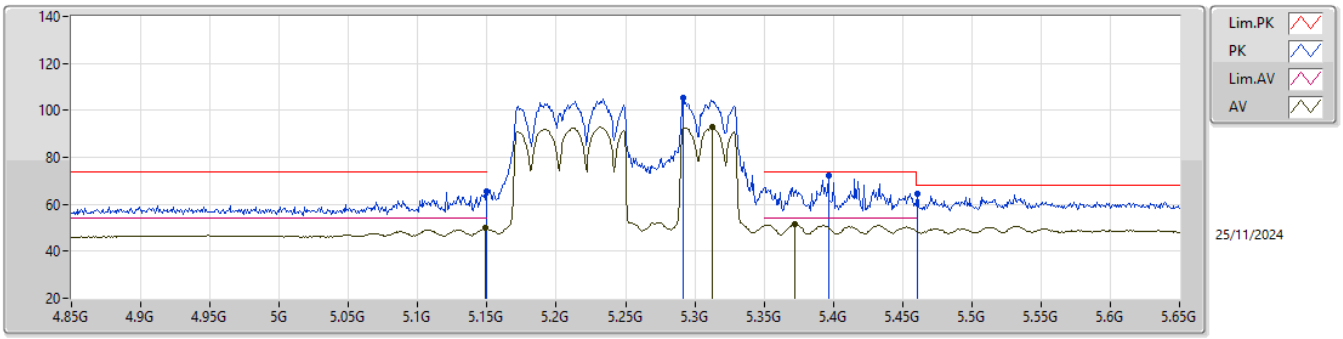

EUT Z_2TX
Setting 17.5
01-C-J-10-10

Type	Freq	Level	Limit	Margin	Raw	Dist	Condition	Azimuth	Height	Comment	AF	CL	PA
	(Hz)	(dBuV/m)	(dBuV/m)	(dB)	(dBuV)	(m)		(°)	(m)		(dB)	(dB)	(dB)
PK	5.15G	65.66	74.00	-8.34	58.76	3	Horizontal	278	2.84	-	32.80	6.64	32.54
AV	5.1492G	49.88	54.00	-4.12	42.98	3	Horizontal	278	2.84	-	32.80	6.64	32.54
PK	5.2916G	105.18	Inf	-Inf	98.03	3	Horizontal	278	2.84	-	32.98	6.68	32.51
AV	5.3124G	93.00	Inf	-Inf	85.80	3	Horizontal	278	2.84	-	33.02	6.69	32.51
PK	5.3964G	72.09	74.00	-1.91	64.55	3	Horizontal	278	2.84	-	33.29	6.73	32.48
AV	5.3724G	51.31	54.00	-2.69	43.89	3	Horizontal	278	2.84	-	33.19	6.72	32.49
PK	5.4604G	64.36	68.20	-3.84	56.43	3	Horizontal	278	2.84	-	33.56	6.84	32.47

5.25-5.35GHz_802.11be EHT160_Nss1,(MCS0),RU996+RU484 CP 3_2TX

5250MHz Straddle 5.25-5.35GHz_TX

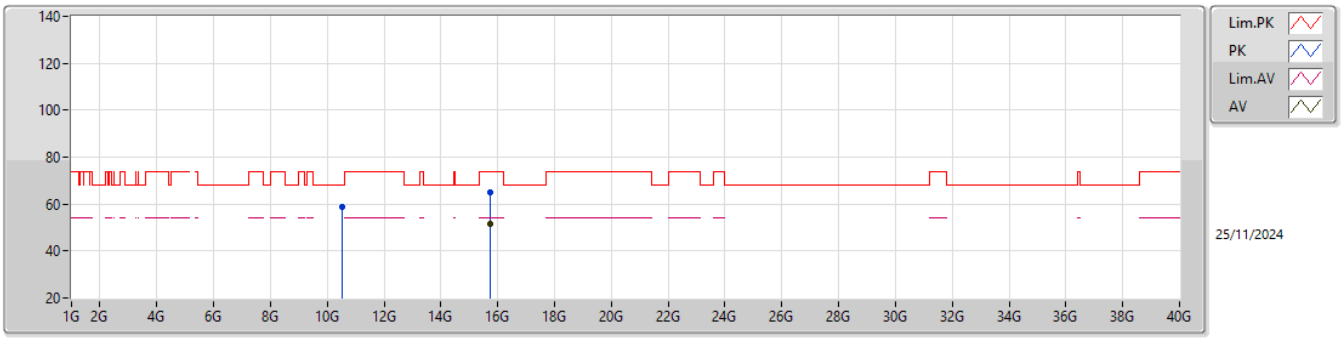

EUT Z_2TX
Setting 17.5
01-C-J-10

Type	Freq	Level	Limit	Margin	Raw	Dist	Condition	Azimuth	Height	Comment	AF	CL	PA
	(Hz)	(dBuV/m)	(dBuV/m)	(dB)	(dBuV)	(m)		(°)	(m)		(dB)	(dB)	(dB)
PK	10.507G	58.91	68.20	-9.29	41.47	3	Vertical	261	1.80	-	39.01	10.84	32.41
PK	15.75264G	65.22	74.00	-8.78	45.95	3	Vertical	275	2.43	-	38.40	13.63	32.76
AV	15.74138G	51.70	54.00	-2.30	32.47	3	Vertical	275	2.43	-	38.37	13.62	32.76

5.25-5.35GHz_802.11be EHT160_Nss1,(MCS0),RU996+RU484 CP 3_2TX

5250MHz Straddle 5.25-5.35GHz_TX

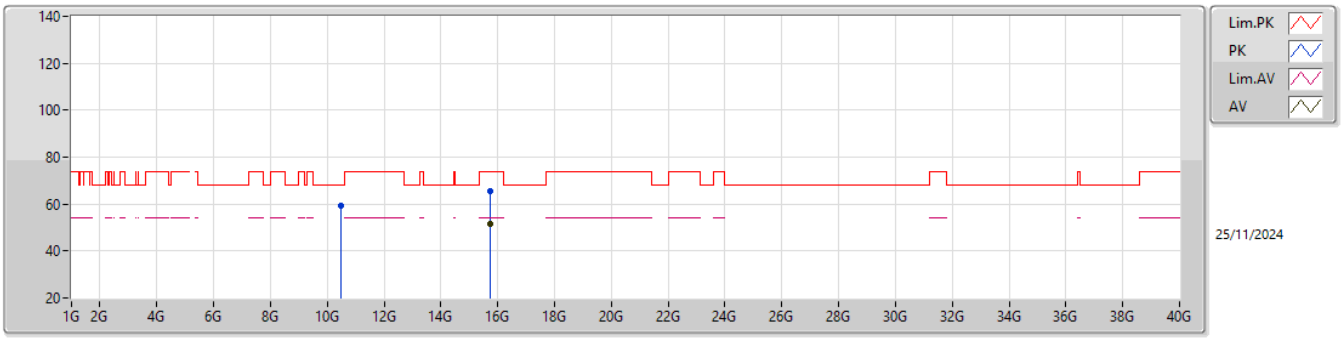

EUT Z_2TX
Setting 17.5
01-C-J-10

Type	Freq	Level	Limit	Margin	Raw	Dist	Condition	Azimuth	Height	Comment	AF	CL	PA
	(Hz)	(dBuV/m)	(dBuV/m)	(dB)	(dBuV)	(m)		(°)	(m)		(dB)	(dB)	(dB)
PK	10.4948G	59.47	68.20	-8.73	42.08	3	Horizontal	19	1.80	-	38.98	10.82	32.41
PK	15.74352G	65.32	74.00	-8.68	46.09	3	Horizontal	0	2.18	-	38.37	13.62	32.76
AV	15.74016G	51.51	54.00	-2.49	32.29	3	Horizontal	0	2.18	-	38.36	13.62	32.76

5.47-5.725GHz_802.11be EHT160_Nss1,(MCS0),RU996+RU484+RU242 CP 6_2TX

5570MHz_TX

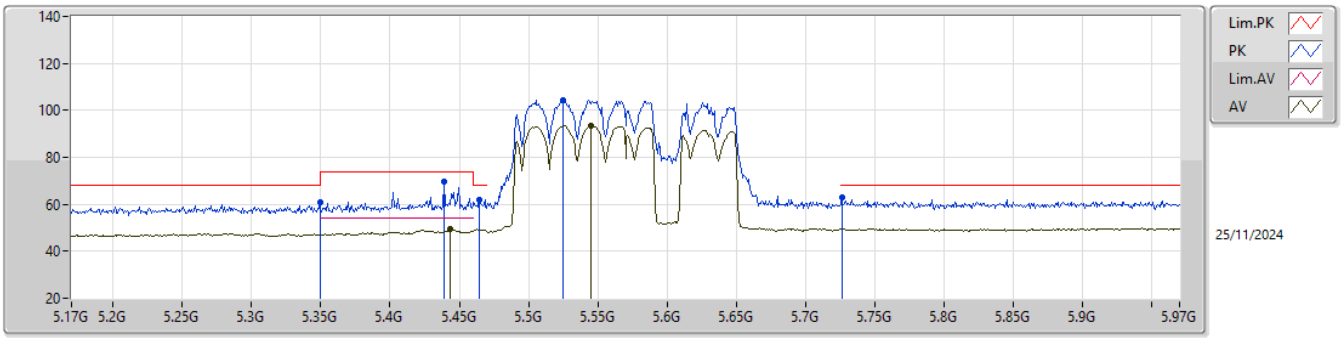

EUT Z_2TX
Setting 13
01-C-J-10-10

Type	Freq	Level	Limit	Margin	Raw	Dist	Condition	Azimuth	Height	Comment	AF	CL	PA
	(Hz)	(dBuV/m)	(dBuV/m)	(dB)	(dBuV)	(m)		(°)	(m)		(dB)	(dB)	(dB)
PK	5.3492G	60.70	68.20	-7.50	53.40	3	Vertical	271	2.30	-	33.10	6.70	32.50
PK	5.4388G	69.74	74.00	-4.26	61.95	3	Vertical	271	2.30	-	33.46	6.80	32.47
AV	5.4436G	49.29	54.00	-4.71	41.48	3	Vertical	271	2.30	-	33.47	6.81	32.47
PK	5.4644G	62.10	68.20	-6.10	54.13	3	Vertical	271	2.30	-	33.59	6.85	32.47
PK	5.5252G	104.53	Inf	-Inf	96.18	3	Vertical	271	2.30	-	33.85	6.96	32.46
AV	5.5452G	93.57	Inf	-Inf	85.14	3	Vertical	271	2.30	-	33.89	7.00	32.46
PK	5.726G	63.17	68.20	-5.03	54.26	3	Vertical	271	2.30	-	34.10	7.26	32.45

5.47-5.725GHz_802.11be EHT160_Nss1,(MCS0),RU996+RU484+RU242 CP 6_2TX

5570MHz_TX

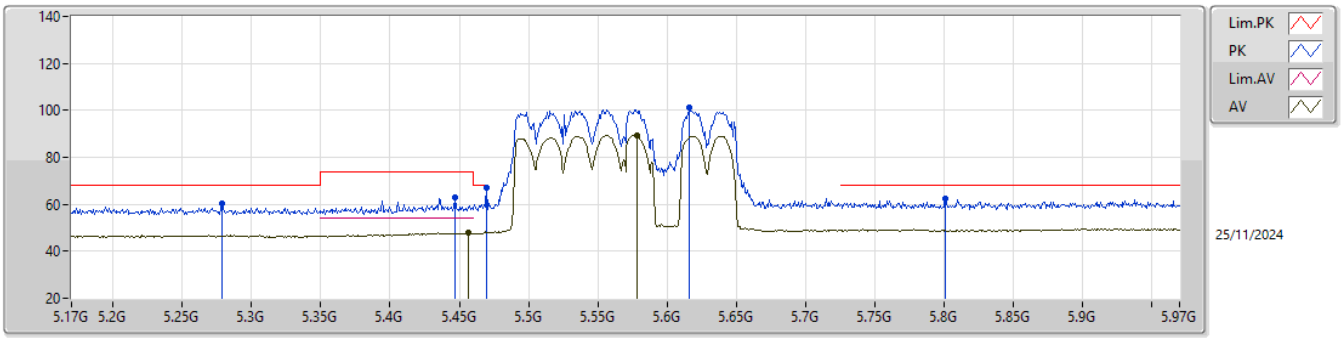

EUT Z_2TX
Setting 13
01-C-J-10-10

Type	Freq	Level	Limit	Margin	Raw	Dist	Condition	Azimuth	Height	Comment	AF	CL	PA
	(Hz)	(dBuV/m)	(dBuV/m)	(dB)	(dBuV)	(m)		(°)	(m)		(dB)	(dB)	(dB)
PK	5.2788G	60.26	68.20	-7.94	53.14	3	Horizontal	97	1.00	-	32.96	6.67	32.51
PK	5.4468G	62.84	74.00	-11.16	55.00	3	Horizontal	97	1.00	-	33.49	6.82	32.47
AV	5.4564G	47.86	54.00	-6.14	39.96	3	Horizontal	97	1.00	-	33.54	6.83	32.47
PK	5.47G	67.16	68.20	-1.04	59.15	3	Horizontal	97	1.00	-	33.62	6.86	32.47
PK	5.6164G	101.05	Inf	-Inf	92.46	3	Horizontal	97	1.00	-	33.93	7.12	32.46
AV	5.578G	89.54	Inf	-Inf	81.04	3	Horizontal	97	1.00	-	33.90	7.06	32.46
PK	5.8012G	62.22	68.20	-5.98	53.11	3	Horizontal	97	1.00	-	34.21	7.35	32.45

5.47-5.725GHz_802.11be EHT160_Nss1,(MCS0),RU996+RU484+RU242 CP 6_2TX

5570MHz_TX

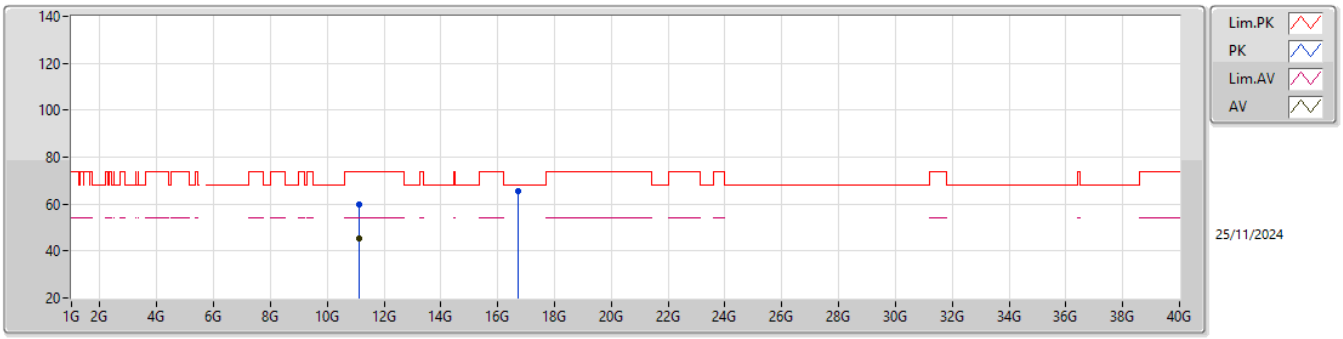

EUT Z_2TX
Setting 13
01-C-J-10

Type	Freq	Level	Limit	Margin	Raw	Dist	Condition	Azimuth	Height	Comment	AF	CL	PA
	(Hz)	(dBuV/m)	(dBuV/m)	(dB)	(dBuV)	(m)		(°)	(m)		(dB)	(dB)	(dB)
PK	11.13752G	59.74	74.00	-14.26	41.88	3	Vertical	92	1.80	-	38.85	11.48	32.47
AV	11.13084G	45.57	54.00	-8.43	27.69	3	Vertical	92	1.80	-	38.88	11.47	32.47
PK	16.71806G	65.65	68.20	-2.55	44.21	3	Vertical	118	1.80	-	39.87	13.86	32.29

5.47-5.725GHz_802.11be EHT160_Nss1,(MCS0),RU996+RU484+RU242 CP 6_2TX

5570MHz_TX

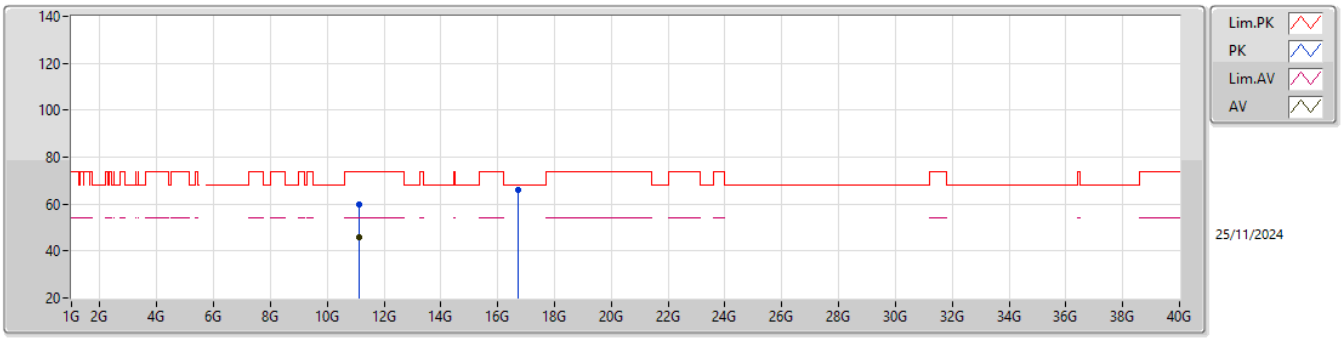

EUT Z_2TX
Setting 13
01-C-J-10

Type	Freq	Level	Limit	Margin	Raw	Dist	Condition	Azimuth	Height	Comment	AF	CL	PA
	(Hz)	(dBuV/m)	(dBuV/m)	(dB)	(dBuV)	(m)		(°)	(m)		(dB)	(dB)	(dB)
PK	11.14212G	59.96	74.00	-14.04	42.12	3	Horizontal	55	1.80	-	38.83	11.48	32.47
AV	11.13026G	45.80	54.00	-8.20	27.92	3	Horizontal	55	1.80	-	38.88	11.47	32.47
PK	16.70094G	66.08	68.20	-2.12	44.74	3	Horizontal	52	1.80	-	39.80	13.85	32.31

5.47-5.725GHz_802.11be EHT160_Nss1,(MCS0),RU996+RU484 CP 3_2TX

5570MHz_TX

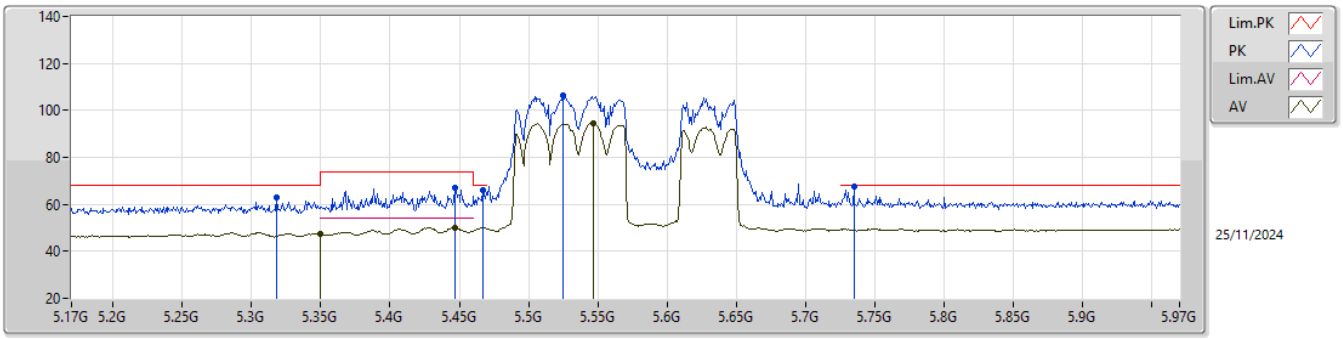

EUT Z_2TX
Setting 14
01-C-J-10-10

Type	Freq	Level	Limit	Margin	Raw	Dist	Condition	Azimuth	Height	Comment	AF	CL	PA
	(Hz)	(dBuV/m)	(dBuV/m)	(dB)	(dBuV)	(m)		(°)	(m)		(dB)	(dB)	(dB)
PK	5.318G	62.77	68.20	-5.43	55.54	3	Vertical	274	2.49	-	33.04	6.69	32.50
AV	5.35G	47.34	54.00	-6.66	40.03	3	Vertical	274	2.49	-	33.10	6.71	32.50
PK	5.4468G	66.95	74.00	-7.05	59.11	3	Vertical	274	2.49	-	33.49	6.82	32.47
AV	5.4468G	50.06	54.00	-3.94	42.22	3	Vertical	274	2.49	-	33.49	6.82	32.47
PK	5.4668G	66.28	68.20	-1.92	58.30	3	Vertical	274	2.49	-	33.60	6.85	32.47
PK	5.5252G	106.24	Inf	-Inf	97.89	3	Vertical	274	2.49	-	33.85	6.96	32.46
AV	5.5468G	94.52	Inf	-Inf	86.09	3	Vertical	274	2.49	-	33.89	7.00	32.46
PK	5.7348G	67.70	68.20	-0.50	58.78	3	Vertical	274	2.49	-	34.10	7.27	32.45

5.47-5.725GHz_802.11be EHT160_Nss1,(MCS0),RU996+RU484 CP 3_2TX

5570MHz_TX

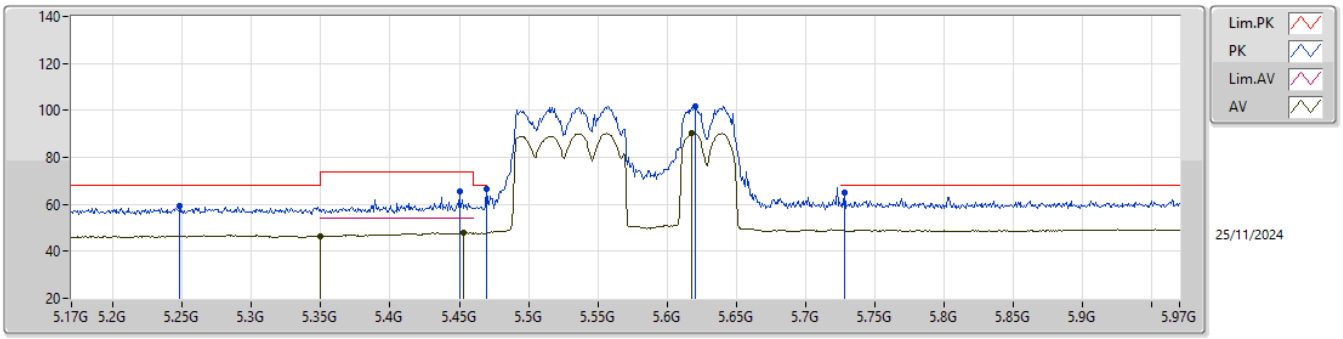

EUT Z_2TX
Setting 14
01-C-J-10-10

Type	Freq	Level	Limit	Margin	Raw	Dist	Condition	Azimuth	Height	Comment	AF	CL	PA
	(Hz)	(dBuV/m)	(dBuV/m)	(dB)	(dBuV)	(m)		(°)	(m)		(dB)	(dB)	(dB)
PK	5.2484G	59.26	68.20	-8.94	52.23	3	Horizontal	103	1.00	-	32.90	6.65	32.52
PK	5.45G	65.51	74.00	-8.49	57.66	3	Horizontal	103	1.00	-	33.50	6.82	32.47
AV	5.35G	46.37	54.00	-7.63	39.06	3	Horizontal	103	1.00	-	33.10	6.71	32.50
AV	5.4532G	48.02	54.00	-5.98	40.14	3	Horizontal	103	1.00	-	33.52	6.83	32.47
PK	5.47G	66.55	68.20	-1.65	58.54	3	Horizontal	103	1.00	-	33.62	6.86	32.47
PK	5.6204G	101.87	Inf	-Inf	93.26	3	Horizontal	103	1.00	-	33.94	7.13	32.46
AV	5.618G	90.40	Inf	-Inf	81.80	3	Horizontal	103	1.00	-	33.94	7.12	32.46
PK	5.7284G	65.20	68.20	-3.00	56.29	3	Horizontal	103	1.00	-	34.10	7.26	32.45

5.47-5.725GHz_802.11be EHT160_Nss1,(MCS0),RU996+RU484 CP 3_2TX

5570MHz_TX

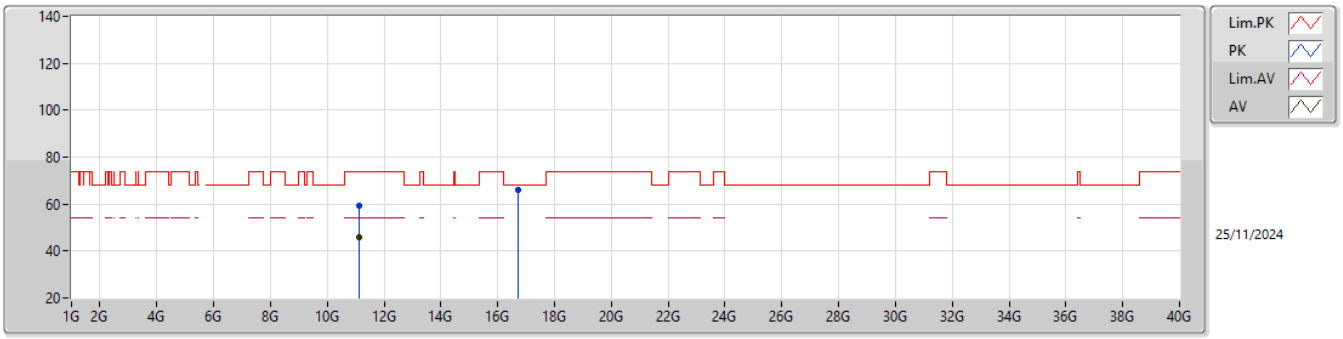

EUT Z_2TX
Setting 14
01-C-J-10

Type	Freq	Level	Limit	Margin	Raw	Dist	Condition	Azimuth	Height	Comment	AF	CL	PA
	(Hz)	(dBuV/m)	(dBuV/m)	(dB)	(dBuV)	(m)		(°)	(m)		(dB)	(dB)	(dB)
PK	11.13138G	59.39	74.00	-14.61	41.52	3	Vertical	138	1.80	-	38.87	11.47	32.47
AV	11.13648G	45.95	54.00	-8.05	28.09	3	Vertical	138	1.80	-	38.85	11.48	32.47
PK	16.7081G	66.29	68.20	-1.91	44.90	3	Vertical	144	1.80	-	39.83	13.86	32.30

5.47-5.725GHz_802.11be EHT160_Nss1,(MCS0),RU996+RU484 CP 3_2TX

5570MHz_TX

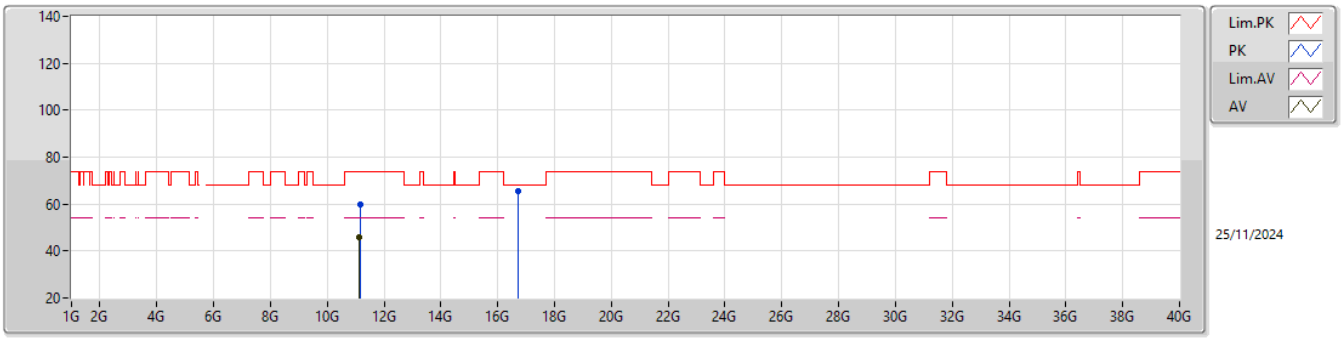

EUT Z_2TX
Setting 14
01-C-J-10

Type	Freq	Level	Limit	Margin	Raw	Dist	Condition	Azimuth	Height	Comment	AF	CL	PA
	(Hz)	(dBuV/m)	(dBuV/m)	(dB)	(dBuV)	(m)		(°)	(m)		(dB)	(dB)	(dB)
PK	11.14828G	59.63	74.00	-14.37	41.80	3	Horizontal	254	1.73	-	38.81	11.49	32.47
AV	11.13572G	45.85	54.00	-8.15	27.98	3	Horizontal	254	1.73	-	38.86	11.48	32.47
PK	16.70492G	65.74	68.20	-2.46	44.37	3	Horizontal	345	2.73	-	39.82	13.85	32.30

Summary

Mode	Result	Type	Freq (Hz)	Level (dBuV/m)	Limit (dBuV/m)	Margin (dB)	Condition
Mode 1	Pass	AV	9.04072G	40.96	54.00	-13.04	Vertical

Mode 1

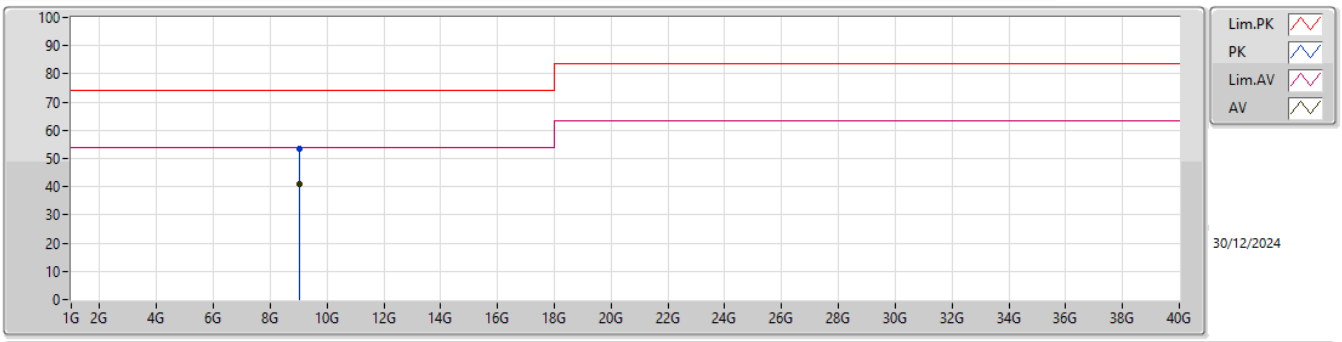

Type	Freq	Level	Limit	Margin	Factor	Dist	Condition	Azimuth	Height	Comment	Raw	AF	CL	PA
	(Hz)	(dBuV/m)	(dBuV/m)	(dB)	(dB/m)	(m)		(°)	(m)		(dBuV)	(dB/m)	(dB)	(dB)
PK	9.04395G	53.51	74.00	-20.49	12.84	3	Vertical	358	1.00	-	40.67	37.70	9.62	34.48
AV	9.04072G	40.96	54.00	-13.04	12.84	3	Vertical	358	1.00	"Worst"	28.12	37.70	9.62	34.48

Mode 1

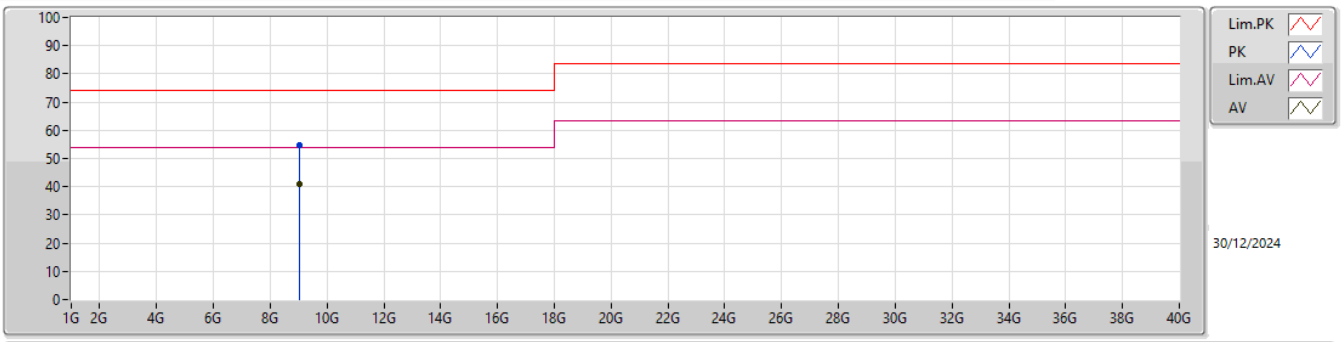

Type	Freq	Level	Limit	Margin	Factor	Dist	Condition	Azimuth	Height	Comment	Raw	AF	CL	PA
	(Hz)	(dBuV/m)	(dBuV/m)	(dB)	(dB/m)	(m)		(°)	(m)		(dBuV)	(dB/m)	(dB)	(dB)
PK	9.04126G	54.58	74.00	-19.42	12.84	3	Horizontal	234	2.00	-	41.74	37.70	9.62	34.48
AV	9.04666G	40.79	54.00	-13.21	12.84	3	Horizontal	234	2.00	"Worst"	27.95	37.70	9.62	34.48