Testing Laboratory 3787

RADIO PARTIAL TEST REPORT

FCC ID	:	UXX-S5A509A
Equipment	:	E400-5GE-AM, X20-5GE-AM
Brand Name	:	Ericsson
Model Name	:	S5A509A
Applicant	:	Ericsson Enterprise Wireless Solutions, Inc. 1100 W. Idaho St. Boise, ID 83702
Manufacturer	:	Ericsson Enterprise Wireless Solutions, Inc. 1100 W. Idaho St. Boise, ID 83702
Standard	:	47 CFR FCC Part 15.407 (Except Contention-Based Protocol)

The product was received on Oct. 14, 2024, and testing was started from Oct. 15, 2024 and completed on Feb. 17, 2025. We, Sporton International Inc. Hsinchu Laboratory, would like to declare that the tested sample has been evaluated in accordance with the procedures given in ANSI C63.10-2013 (Except Contention-Based Protocol) and shown compliance with the applicable technical standards.

The test results in this partial report apply exclusively to the tested model / sample. Without written approval of Sporton International Inc. Hsinchu Laboratory, the test report shall not be reproduced except in full.

Approved by: Sam Chen

Sporton International Inc. Hsinchu Laboratory
No.8, Ln. 724, Bo'ai St., Zhubei City, Hsinchu County 302010, Taiwan (R.O.C.)

Table of Contents

History of this test report **3**

Summary of Test Result **4**

1 General Description **5**

1.1 Information 5
1.2 Applicable Standards 16
1.3 Testing Location Information 16
1.4 Measurement Uncertainty 17

2 Test Configuration of EUT **18**

2.1 Test Channel Mode 18
2.2 The Worst Case Measurement Configuration 23
2.3 EUT Operation during Test 25
2.4 Accessories 25
2.5 Support Equipment 25
2.6 Test Setup Diagram 26

3 Transmitter Test Result **29**

3.1 AC Power-line Conducted Emissions 29
3.2 Emission Bandwidth 31
3.3 Maximum Equivalent Isotopically Radiated Power (E.I.R.P.) 32
3.4 Peak Power Spectral Density (E.I.R.P.) 34
3.5 Unwanted Emissions 37

4 Test Equipment and Calibration Data **42**

Appendix A. Test Results of AC Power-line Conducted Emissions

Appendix B. Test Results of Emission Bandwidth

Appendix C. Test Results of Maximum Equivalent Isotopically Radiated Power (E.I.R.P.)

Appendix D. Test Results of Peak Power Spectral Density (E.I.R.P.)

Appendix E. Test Results of Unwanted Emissions

Appendix F. Test Photos

Photographs of EUT v01

History of this test report

Report No.	Version	Description	Issued Date
FR4O0105-02AC	01	Initial issue of report	Feb. 14, 2025
FR4O0105-02AC	02	Re-evaluating Emissions in Restricted Frequency Bands below 1GHz for test mode 4	Feb. 19, 2025

Summary of Test Result

Report Clause	Ref Std. Clause	Test Items	Result (PASS/FAIL)	Remark
1.1.2	15.203	Antenna Requirement	PASS	-
3.1	15.207	AC Power-line Conducted Emissions	PASS	-
3.2	15.407(a)	Emission Bandwidth	PASS	-
3.3	15.407(a)	Maximum Equivalent Isotopically Radiated Power (E.I.R.P.)	PASS	-
-	15.407(a)	Proper Power Adjustment	N/A	Non-Dual Client Device or non-Standard Client Device w/o test
-	15.407(a)	Transmit Power Control	N/A	Non-Very Low Power Device w/o test
3.4	15.407(a)	Peak Power Spectral Density (E.I.R.P.)	PASS	-
3.5	15.407(b)	Unwanted Emissions	PASS	-

Conformity Assessment Condition:

1. The test results (PASS/FAIL) with all measurement uncertainty excluded are presented against the regulation limits or in accordance with the requirements stipulated by the applicant/manufacturer who shall bear all the risks of non-compliance that may potentially occur if measurement uncertainty is taken into account.
2. The measurement uncertainty please refer to each test result in the chapter "Measurement Uncertainty".

Disclaimer:

1. The product specifications of the EUT presented in the test report that may affect the test assessments are declared by the manufacturer who shall take full responsibility for the authenticity.
2. The test configuration, test mode and test software were written in this test report are declared by the manufacturer.

Reviewed by: Sam Chen
Report Producer: Muse Chan

1 General Description

1.1 Information

1.1.1 RF General Information

Frequency Range (MHz)	IEEE Std. 802.11	Ch. Frequency (MHz)	Channel Number
5925-7125	ax (HEW20), be (EHT20)	5955-7115	1-233 [59]
5925-7125	ax (HEW40), be (EHT40)	5965-7085	3-227 [29]
5925-7125	ax (HEW80), be (EHT80)	5985-7025	7-215 [14]
5925-7125	ax (HEW160), be (EHT160)	6025-6985	15-207 [7]
5925-7125	be (EHT320)	6105-6905	31-191 [6]

Band	Mode	BWch (MHz)	Nant
5.925-7.125 GHz	802.11ax HEW20	20	2TX
5.925-7.125 GHz	802.11ax HEW20-BF	20	2TX
5.925-7.125 GHz	802.11be EHT20	20	2TX
5.925-7.125 GHz	802.11be EHT20-BF	20	2TX
5.925-7.125 GHz	802.11ax HEW40	40	2TX
5.925-7.125 GHz	802.11ax HEW40-BF	40	2TX
5.925-7.125 GHz	802.11be EHT40	40	2TX
5.925-7.125 GHz	802.11be EHT40-BF	40	2TX
5.925-7.125 GHz	802.11ax HEW80	80	2TX
5.925-7.125 GHz	802.11ax HEW80-BF	80	2TX
5.925-7.125 GHz	802.11be EHT80	80	2TX
5.925-7.125 GHz	802.11be EHT80-BF	80	2TX
5.925-7.125 GHz	802.11ax HEW160	160	2TX
5.925-7.125 GHz	802.11ax HEW160-BF	160	2TX
5.925-7.125 GHz	802.11be EHT160	160	2TX
5.925-7.125 GHz	802.11be EHT160-BF	160	2TX
5.925-7.125 GHz	802.11be EHT320	320	2TX
5.925-7.125 GHz	802.11be EHT320-BF	320	2TX

MRU (static preamble puncturing)

For Multi_RU:

RU-tone	Bandwidth (MHz)			6GHz Test CH	
				UNII-5	UNII-8
	80			CH7	CH215
242+242(MCS0)	242		242	V	V
242+242(MCS4)	242		242	V	V
484+242(MCS0)	484		242	V	V
484+242(MCS4)	484		242	V	V

RU-tone	Bandwidth (MHz)					6GHz Test CH	
						UNII-5	UNII-8
	160					CH15	CH207
996+484(MCS0)	484		996			V	V
996+484(MCS4)	484		996			V	V
484+3x242(MCS0)	484	242		242	242	V	V
484+3x242(MCS4)	484	242		242	242	V	V
484+484(MCS0)	484			484		V	V
484+484(MCS4)	484			484		V	V

RU-tone	Bandwidth (MHz)				6GHz Test CH	
					UNII-5	UNII-8
	320				CH31	CH191
3x996(MCS0)	996	996	996		V	--
3x996(MCS4)	996	996	996		V	--
2x996+484(MCS0)		484	996	996	--	V
2x996+484(MCS4)		484	996	996	--	V
2x996+484(MCS0)	996	996	484		V	V
2x996+484(MCS4)	996	996	484		V	V
2x996(MCS0)	996			996	V	V
2x996(MCS4)	996			996	V	V

For Puncturing:

RU-tone	Configuration	Bandwidth (MHz)			6GHz Test CH	
					UNII-5	UNII-8
		80			CH7	CH215
484+242	1		242	484	--	V
	2	242		484	V	V
	3	484		242	V	V
	4	484	242		V	--

RU-tone	Configuration	Bandwidth (MHz)					6GHz Test CH	
							UNII-5	UNII-8
		160					CH15	CH207
996+484	1		484	996			--	V
	2	484		996			V	V
	3	996			484		V	V
	4	996		484			V	--
996+484+242	1		242	484	996		--	V
	2	242		484	996		V	V
	3	484	242	996			V	V
	4	484	242	996			V	V
	5	996		242	484		V	V
	6	996		242	484		V	V
	7	996		484		242	V	V
	8	996		484	242		V	--

RU-tone	Configuration	Bandwidth (MHz)					6GHz Test CH	
							UNII-5	UNII-8
		320					CH31	CH191
2×996+484	1		484	996	996		--	--
	2	484		996	996		V	--
	3	996		484	996		V	--
	4	996	484		996		V	--
	5	996	996		484		V	--
	6	996	996	484			V	--
	7		484	996	996		--	V
	8		484	996	996		--	V
	9		996	484	996		--	V
	10		996	484	996		--	V
	11		996	996		484	--	V
	12		996	996	484		--	--
3×996	1		996	996	996		--	V
	2	996		996	996		V	V
	3	996	996		996		V	V
	4	996	996	996			V	--
3×996+484	1		484	996	996	996	--	V
	2	484		996	996	996	V	V
	3	996		484	996	996	V	V
	4	996	484		996	996	V	V
	5	996	996		484	996	V	V
	6	996	996	484		996	V	V
	7	996	996	996		484	V	V
	8	996	996	996	484		V	--

Note:
- HEW20, HEW40, HEW80 and HEW160 use a combination of OFDMA-BPSK, QPSK, 16QAM, 64QAM, 256QAM, 1024QAM modulation.
- EHT20, EHT40, EHT80 and EHT160, EHT320 use a combination of OFDMA-BPSK, QPSK, 16QAM, 64QAM, 256QAM, 1024QAM, 4096QAM modulation.
- BWch is the nominal channel bandwidth.

1.1.2 Worst case of MRU(static preamble puncturing) evaluation procedure

1. Complete test Full RU BE & PSD
2. Measure the PSD of each MRU(static preamble puncturing) by conducted method and it is less than the Full RU conducted PSD.
3. Measure the Band edge emission of each MRU(static preamble puncturing) by conducted method and find out the MRU(static preamble puncturing) worst case configuration.
4. Follow step 3 to find the worst MRU(static preamble puncturing) configuration and perform radiated BE/RSE testing.
5. Confirm whether the worst MRU(static preamble puncturing) configuration setting in steps 2 & 4 is the same. If there is a channel where the setting drops due to the test in step 4, the MRU(static preamble puncturing) conducted PSD needs to be retested.
6. Use worst configuration of MRU(static preamble puncturing) and perform MASK measurements by conducted method .

1.1.3 Antenna Information

Ant.	Brand	Model Name	Antenna Type	Connector	Support Function	Gain (dBi)
1	WNC	57XPAG15.001	PIFA Antenna	I-PEX	WLAN 2.4GHz+5GHz	Note 1
2	WNC	57XPAG15.002	PIFA Antenna	I-PEX	WLAN 2.4GHz+5GHz	
3	WNC	3S.007DN.111	PIFA Antenna	N/A	WLAN 6GHz	
4	WNC	3S.007DN.111	PIFA Antenna	N/A	WLAN 6GHz	
5	WNC	81XPAG15.G17	Dipole Antenna	SMA	WWAN	
6	WNC	81XPAG15.G17	Dipole Antenna	SMA	WWAN	
7	WNC	81XPAG15.G17	Dipole Antenna	SMA	WWAN	
8	WNC	81XPAG15.G17	Dipole Antenna	SMA	WWAN	
9	WNC	3S.007DK.111	PIFA Antenna	N/A	WWAN	
10	WNC	3S.007DL.111	PIFA Antenna	N/A	WWAN	
11	WNC	3S.007DM.111	PIFA Antenna	N/A	WWAN	
12	WNC	3S.007DM.111	PIFA Antenna	N/A	WWAN	
13	WNC	81XPAG15.G03	PIFA Antenna	I-PEX	GPS	

Note 1:

Ant.	Port		Antenna Gain (dBi)				
	WLAN 2.4GHz	WLAN 5GHz	WLAN 2.4GHz	WLAN 5GHz			
				UNII 1	UNII 2A	UNII 2C	UNII 3
1	1	1	3.5	5.9	6.0	7.1	5.5
2	2	2	5.6	7.4	7.4	7.0	7.0

Ant.	Port	Antenna Gain (dBi)			
	WLAN 6GHz	WLAN 6GHz			
		UNII 5	UNII 6	UNII 7	UNII 8
3	2	5.9	5.5	6.6	6.6
4	1	8.3	8.1	8.2	7.7

Ant.	WWAN Antenna Gain (dBi)									
	LTE									
	Band 2	Band 4	Band 5	Band 7	Band 12	Band 13	Band 14	Band 17	Band 25	Band 26 (814-824MHz)
5	2.63	3.14	3.22	-	3.17	3.06	3.16	3.17	2.63	3.22
6	-	-	-	-	-	-	-	-	-	-
7	-	-	-	-	-	-	-	-	-	-
8	-	-	-	2.9	-	-	-	-	-	-
9	-	-	-	-	-	-	-	-	-	-
10	-	-	-	-	-	-	-	-	-	-
11	-	-	-	-	-	-	-	-	-	-
12	-	-	-	-	-	-	-	-	-	-

Ant.	LTE								
	Band 26 (824-849MHz)	Band 30	Band 38	Band 41	Band 42	Band 43	Band 48	Band 66	Band 71
5	3.22	-	-	-	3.48	3.12	3.24	3.14	2.94
6	-	-	-	-	-	-	-	-	-
7	-	-	-	-	-	-	-	-	-
8	-	2.89	2.9	3.1	-	-	-	-	-
9	-	-	-	-	-	-	-	-	-
10	-	-	-	-	-	-	-	-	-
11	-	-	-	-	-	-	-	-	-
12	-	-	-	-	-	-	-	-	-

Ant.	WWAN Antenna Gain (dBi)							
	5G NR							
	Band 2	Band 5	Band 7	Band 12	Band 13	Band 14	Band 25	Band 26 (814-824MHz)
5	2.63	3.22	2.9	3.17	3.06	3.16	2.63	3.22
6	-	-	-	-	-	-	-	-
7	-	-	-	-	-	-	-	-
8	2.63	3.22	2.9	-	-	-	2.63	-
9	-	-	-	-	-	-	-	-
10	-	-	-	-	-	-	-	-
11	-	-	-	-	-	-	-	-
12	-	-	-	-	-	-	-	-

Ant.	5G NR							
	Band 26 (824-849MHz)	Band 30	Band 38	Band 41	Band 48	Band 66	Band 70	Band 71
5	3.22	-	2.9	3.1	3.24	3.14	3.14	2.94
6	-	-	-	-	-	-	-	-
7	-	-	-	-	-	-	-	-
8	-	2.89	2.9	3.1	3.24	3.14	3.14	2.94
9	-	-	-	-	-	-	-	-
10	-	-	-	-	-	-	-	-
11	-	-	-	-	-	-	-	-
12	-	-	-	-	-	-	-	-

Ant.	5G NR			
	Band 77 (3450-3550MHz)	Band 77 (3700-3980MHz)	Band 78 (3450-3550MHz)	Band 78 (3700-3800MHz)
5	3.48	3.45	3.48	3.12
6	-	-	-	-
7	-	-	-	-
8	3.48	3.45	3.48	3.12
9	-	-	-	-
10	-	-	-	-
11	-	-	-	-
12	-	-	-	-

Ant.	GPS Antenna Gain (dBi)
13	3.5

Note 2: The above information was declared by manufacturer.

Note 3: Directional gain information

Type	Maximum Output Power	Power Spectral Density
Non-BF	Directional gain = Max.gain + array gain. For power measurements on IEEE 802.11 devices Array Gain = 0 dB (i.e., no array gain) for N ANT ≤ 4	$DirectionalGain = 10 \cdot \log\left[\frac{\sum_{j=1}^{N_{SS}}\left\{\sum_{k=1}^{N_{ANT}} g_{j,k}\right\}^2}{N_{ANT}}\right]$
BF	$DirectionalGain = 10 \cdot \log\left[\frac{\sum_{j=1}^{N_{SS}}\left\{\sum_{k=1}^{N_{ANT}} g_{j,k}\right\}^2}{N_{ANT}}\right]$	$DirectionalGain = 10 \cdot \log\left[\frac{\sum_{j=1}^{N_{SS}}\left\{\sum_{k=1}^{N_{ANT}} g_{j,k}\right\}^2}{N_{ANT}}\right]$

Ex.

Directional Gain (NSS1) formula :

$$DirectionalGain = 10 \cdot \log\left[\frac{\sum_{j=1}^{N_{SS}}\left\{\sum_{k=1}^{N_{ANT}} g_{j,k}\right\}^2}{N_{ANT}}\right]$$

NSS1(g1,1) = $10^{G1/20}$; NSS1(g1,2)= $10^{G2/20}$; NSS1(g1,2)= $10^{G3/20}$; NSS1(g1,2)= $10^{G4/20}$

gj,k =(Nss1(g1,1) + Nss1(g1,2) + Nss1(g1,3) + Nss1(g1,4))^2

DG = 10 log[(Nss1(g1,1) + Nss1(g1,2) + Nss1(g1,3) + Nss1(g1,4))^2 / N_{ANT}] => 10 log[($10^{G1/20}$ + $10^{G2/20}$ + $10^{G3/20}$ + $10^{G4/20}$)^2 / N_{ANT}]

Where ;

2.4G G1= 3.5 dBi ;G2= 5.6 dBi ;

5G UNII-1 G1 = 5.9 dBi; G2 = 7.4 dBi;

5G UNII-2A G1 = 6.0 dBi; G2 = 7.4 dBi;

5G UNII-2C G1 = 7.1 dBi; G2 = 7.0 dBi;

5G UNII-3 G1 = 5.5 dBi; G2 = 7.0 dBi;

6G UNII-5 G1 = 5.9 dBi; G2 = 8.3 dBi;

6G UNII-6 G1 = 5.5 dBi; G2 = 8.1 dBi;

6G UNII-7 G1 = 6.6 dBi; G2 = 8.2 dBi;

6G UNII-8 G1 = 6.6 dBi; G2 = 7.7 dBi;

2.4G DG = 7.62 dBi

5G UNII-1 DG = 9.69 dBi

5G UNII-2A DG = 9.74 dBi

5G UNII-2C DG = 10.06 dBi

5G UNII-3 DG = 9.29 dBi

6G UNII-5 DG = 10.19 dBi

6G UNII-6 DG = 9.91 dBi

6G UNII-7 DG = 10.45 dBi

6G UNII-8 DG = 10.18 dBi

Note 4: **For 2.4GHz function:**
For IEEE 802.11 b/g/n/VHT/ax/be (2TX/2RX):
Port 1 and Port 2 can be used as transmitting/receiving antenna.
Port 1 and Port 2 could transmit/receive simultaneously.
For 5GHz function:
For IEEE 802.11 a/n/ac/ax/be (2TX/2RX):
Port 1 and Port 2 can be used as transmitting/receiving antenna.
Port 1 and Port 2 could transmit/receive simultaneously.
For 6GHz function:
For IEEE 802.11 ax/be (2TX/2RX):
Port 1 and Port 2 can be used as transmitting/receiving antenna.
Port 1 and Port 2 could transmit/receive simultaneously.

1.1.4 Mode Test Duty Cycle

For Full_RU:

Mode	DC	DCF(dB)	T(s)	VBW(Hz) ≥ 1/T
802.11be EHT20_Nss 1,(M0)	0.989	0.05	n/a (DC>=0.98)	n/a (DC>=0.98)
802.11be EHT40_Nss 1,(M0)	0.978	0.1	5.455m	300
802.11be EHT80_Nss 1,(M0)	0.969	0.14	5.455m	300
802.11be EHT160_Nss 1,(M0)	0.977	0.1	5.455m	300
802.11be EHT320_Nss 1,(M0)	0.985	0.07	n/a (DC>=0.98)	n/a (DC>=0.98)
802.11be EHT20-BF_Nss 1,(M0)	0.989	0.05	n/a (DC>=0.98)	n/a (DC>=0.98)
802.11be EHT40-BF_Nss 1,(M0)	0.978	0.1	5.455m	300
802.11be EHT80-BF_Nss 1,(M0)	0.969	0.14	5.455m	300
802.11be EHT160-BF_Nss 1,(M0)	0.977	0.1	5.455m	300
802.11be EHT320-BF_Nss 1,(M0)	0.985	0.07	n/a (DC>=0.98)	n/a (DC>=0.98)

For Multi_RU:

Mode	DC	DCF(dB)	T(s)	VBW(Hz) ≥ 1/T
802.11be EHT80_Nss 1,(M0),RU484+RU242	0.879	0.56	2.747m	1k
802.11be EHT80_Nss 1,(M0),RU242+RU242	0.89	0.51	2.75m	1k
802.11be EHT160_Nss 1,(M0),RU996+RU484	0.792	1.01	1.425m	1k
802.11be EHT160_Nss 1,(M0),RU726+RU242+RU242	0.88	0.56	2.763m	1k
802.11be EHT160_Nss 1,(M0),RU484+RU484	0.807	0.93	1.422m	1k
802.11be EHT320_Nss 1,(M0),3xRU996	0.903	0.44	3.045m	1k
802.11be EHT320_Nss 1,(M0),2xRU996+RU484	0.904	0.44	3.042m	1k
802.11be EHT320_Nss 1,(M0),2xRU996	0.934	0.3	5.175m	300

For Puncturing:

Mode	DC	DCF(dB)	T(s)	VBW(Hz) ≥ 1/T
802.11be EHT80_Nss1,(MCS0),RU484+RU242	0.879	0.56	2.747m	1k
802.11be EHT160_Nss1,(MCS0),RU996+RU484+RU242	0.963	0.16	3.045m	1k
802.11be EHT160_Nss1,(MCS0),RU996+RU484	0.792	1.01	1.425m	1k
802.11be EHT320_Nss1,(MCS0),3xRU996	0.903	0.44	3.045m	1k
802.11be EHT320_Nss1,(MCS0),2xRU996+RU484	0.904	0.44	3.042m	1k
802.11be EHT320_Nss1,(MCS0),3xRU996+RU484	0.963	0.16	3.045m	1k

Note:
- DC is Duty Cycle.
- DCF is Duty Cycle Factor.

1.1.5 EUT Operational Condition

EUT Power Type	Powered by adapter or internal battery			
Beamforming Function	☒	With beamforming	☐	Without beamforming
	The product has beamforming function for n/VHT/ax/be in 2.4GHz, n/ac/ax/be in 5GHz and ax/be in 6GHz.			
Device Type	☒	Indoor Access Point	☐	Subordinate
	☐	Indoor Client	☐	Standard Power Access Point
	☐	Dual Client	☐	Standard Client
	☐	Fixed Client	☐	Very Low Power
Condition of EUT	☒	Indoor	☐	Outdoor
Channel Puncturing Function	☒	Supported Static Puncturing		
	☐	Supported Dynamic Puncturing		
	☐	Unsupported		
	Note: The EUT doesn't support puncturing for CBP			
Support RU	☒	Full RU	☒	Partial RU
Test Software Version	QSPR V6.00.00156.1			

Note: The above information was declared by manufacturer.

1.1.6 Table for EUT Support Function

Function	Support Type	Supports Band
AP Router	Master	WLAN 2.4GHz, WLAN 5GHz UNII 1~3, WLAN 6GHz UNII 5~8
Slave	Slave with radar detection	WLAN 2.4GHz, WLAN 5GHz UNII 1~3

Note1: The 6GHz function is disabled when operating on battery power, other than during a power outage.
Note2: The above information was declared by manufacturer.

1.1.7 Table for Multiple Listing

The equipment names in the following table are all refer to the identical product.

Equipment Name	Model Name	Description
E400-5GE-AM	S5A509A	The only difference between X20-5GE-AM and E400-5GE-AM firmware versions are the subscription packages they support. These subscription packages are used to license advanced software features for different market segments. The features that are licensed in the subscription packages are primarily advanced networking features (IPSec, BGP, RIP, STP) and remote diagnostic tools.
X20-5GE-AM		

Note 1: From the above equipment names, equipment name: E400-5GE-AM was selected as representative equipment name for the test and its data was recorded in this report.
Note 2: The above information was declared by manufacturer.

1.1.8 Table for WWAN Module Information

The EUT contains a WWAN module.
The WWAN module information is listed below:

Brand Name	Model Name	FCC ID	Support Function
Ericssion	RG650V-NA	UXX-2024 RG650VNA	LTE band: 2, 4, 5, 7, 12, 13, 14, 17, 25, 26(814-824), 26(824-849), 30, 38, 41(2496~2690), 42, 43(3700~3800), 48, 66, 71 LTE Inter band: CA_2C, CA_5B, CA_38C, CA_41C, CA_42C, CA_43C, CA_48B, CA_48C, CA_66B, CA_66C, CA_7C, CA_12B 5GNR SA Band: n2, n5, n7, n12, n13, n14, n25, n26(814-824), n26(824-849), n30, n38, n41, n48, n66, n70, n71, n77(3450-3550), n77(3700-3980), n78(3450-3550), n78(3700-3800) 5G EN-DC Band: DC_13A_n66A; DC_5A_n2A; DC_14A_n2A; DC_30A_n2A; DC_2A_n5A; DC_12A_n5A; DC_30A_n5A; DC_66A_n5A; DC_2A_n12A; DC_30A_n12A; DC_66A_n12A; DC_2A_n14A; DC_30A_n14A; DC_66A_n14A; DC_2A_n30A; DC_5A_n30A; DC_12A_n30A; DC_14A_n30A; DC_66A_n30A; DC_2A_n66A; DC_5A_n66A; DC_12A_n66A; DC_14A_n66A; DC_30A_n66A; DC_12A_n2A; DC_71A_n2A; DC_71A_n66A; DC_2A_n71A; DC_66A_n71A; DC_66A_n25A; DC_66A_n41A; DC_26A_n41A; DC_7A_n78A; DC_38A_n78A; DC_5A_n78A; DC_7A_n5A; DC_66A_n78A; DC_2A_n78A; DC_5A_n71A; DC_7A_n71A; DC_12A_n71A; DC_12A_n78A; DC_13A_n71A; DC_5A_n7A; DC_12A_n7A; DC_66A_n7A; DC_5A_n41A; DC_71A_n7A; DC_7A_n12A; DC_13A_n2A; DC_48A_n5A; DC_48A_n66A; DC_7A_n66A; DC_13A_n78A; DC_41A_n77A; DC_41A_n78A; DC_4A_n41A; DC_66A_n38A; DC_2A_n38A; DC_12A_n38A; DC_4A_n38A; DC_5A_n38A; DC_4A_n78A; DC_12A_n25A; DC_7A_n77A; DC_71A_n78A; DC_71A_n38A; DC_13A_n7A; DC_12A_n41A; DC_2A_n7A; DC_7A_n2A; DC_2A_n77A; DC_5A_n77A; DC_13A_n77A; DC_66A_n77A; DC_12A_n77A; DC_14A_n77A; DC_30A_n77A; DC_26A_n78A; DC_71A_n41A; DC_4A_n2A; DC_7A_n25A; DC_7A_n25A; DC_5A_n25A; DC_5A_n25A; DC_5A_n12A; DC_71A_n12A; DC_4A_n7A; DC_4A_n7A; DC_25A_n78A; DC_25A_n77A; DC_48A_n71A; DC_48A_n12A; DC_71A_n77A; DC_48A_n2A; DC_14A_n5A; DC_71A_n5A; DC_7A_n26A 5G CA Band: n25A-n41A; n41A-n71A; n66A-n78A; n7A-n77A; n2A-n77A; n5A-n77A; n66A-n77A; n30A-n77A; n30A-n77A; n30A-n77A; n5A-n48A; n71A-n77A; n12A-n77A; n14A-n77A; n71A-n78A; n2A-n78A; n25A-n78A; n38A-n66A; n25A-n48A; n25A-n77A; n25A-n38A; n2A-n41A; n12A-n41A; n12A-n78A; n13A-n77A; n5A-n41A; n12A-n48A; n70A-n78A; n41A-n70A; n26A-n78A; n26A-n77A

Note: The above information was declared by manufacturer.

1.2 Applicable Standards

According to the specifications of the manufacturer, the EUT must comply with the requirements of the following standards:

- 47 CFR FCC Part 15.407
- ANSI C63.10-2013
- FCC KDB 789033 D02 v02r01

The following reference test guidance is not within the scope of accreditation of TAF.

- FCC KDB 987594 D02 v03
- FCC KDB 662911 D01 v02r01
- FCC KDB 412172 D01 v01r01
- FCC KDB 414788 D01 v01r01

1.3 Testing Location Information

Testing Location Information	
Test Lab.：Sporton International Inc. Hsinchu Laboratory	
Hsinchu (TAF: 3787)	ADD: No.8, Ln. 724, Bo'ai St., Zhubei City, Hsinchu County 302010, Taiwan (R.O.C.) TEL: 886-3-656-9065 FAX: 886-3-656-9085 Test site Designation No. TW3787 with FCC. Conformity Assessment Body Identifier (CABID) TW3787 with ISED.

Test Condition	Test Site No.	Test Engineer	Test Environment (°C / %)	Test Date
RF Conducted	TH02-CB	Kj Chang	23.1~24.7 / 61~66	Nov. 12, 2024~ Dec. 10, 2024
Radiated (below 1GHz-Mode 1~3)	03CH06-CB	Roy Mai	22.5~22.9 / 58~60	Dec. 30, 2024
Radiated (below 1GHz-Mode 4)	03CH05-CB		21.9-22.4 / 60-62	Feb. 17, 2025
Radiated (above 1GHz)	03CH01-CB		22.1-23.1 / 60-62	Oct. 15, 2024~ Dec. 20, 2024
	03CH02-CB		22-23 / 61-63	
	03CH04-CB		22.7-23.8 / 58-60	
AC Conduction	CO01-CB	Bob Chang	22~23 / 54~55	Jan. 02, 2025

1.4 Measurement Uncertainty

ISO/IEC 17025 requires that an estimate of the measurement uncertainties associated with the emissions test results be included in the report. The measurement uncertainties given below are based on a 95% confidence level (based on a coverage factor (k=2)

Parameter	Uncertainty	Remark
Conducted Emission (150kHz ~ 30MHz)	3.8 dB	Confidence levels of 95%
Radiated Emission (9kHz ~ 30MHz)	4.1 dB	Confidence levels of 95%
Radiated Emission (30MHz ~ 1,000MHz)	4.2 dB	Confidence levels of 95%
Radiated Emission (1GHz ~ 18GHz)	4.2 dB	Confidence levels of 95%
Radiated Emission (18GHz ~ 40GHz)	4.0 dB	Confidence levels of 95%
Conducted Emission	3.1 dB	Confidence levels of 95%
Output Power Measurement	0.8 dB	Confidence levels of 95%
Power Density Measurement	3.1 dB	Confidence levels of 95%
Bandwidth Measurement	2.1 %	Confidence levels of 95%

2 Test Configuration of EUT

2.1 Test Channel Mode

For Full_RU:

Mode
802.11be EHT20_Nss1,(MCS0)_2TX
5955MHz
6195MHz
6415MHz
6435MHz
6475MHz
6515MHz
6535MHz
6695MHz
6875MHz
6895MHz
6995MHz
7095MHz
7115MHz
802.11be EHT40_Nss1,(MCS0)_2TX
5965MHz
6205MHz
6405MHz
6445MHz
6485MHz
6525MHz
6565MHz
6685MHz
6885MHz
6925MHz
7005MHz
7085MHz
802.11be EHT80_Nss1,(MCS0)_2TX
5985MHz
6225MHz
6385MHz
6465MHz
6545MHz
6625MHz

6705MHz
6785MHz
6865MHz
6945MHz
7025MHz
802.11be EHT160_Nss1,(MCS0)_2TX
6025MHz
6185MHz
6345MHz
6505MHz
6665MHz
6825MHz
6985MHz
802.11be EHT320_Nss1,(MCS0)_2TX
6105MHz
6265MHz
6425MHz
6585MHz
6745MHz
6905MHz
802.11be EHT20-BF_Nss1,(MCS0)_2TX
5955MHz
6195MHz
6415MHz
6435MHz
6475MHz
6515MHz
6535MHz
6695MHz
6875MHz
6895MHz
6995MHz
7095MHz
7115MHz
802.11be EHT40-BF_Nss1,(MCS0)_2TX
5965MHz
6205MHz
6405MHz
6445MHz
6485MHz

6525MHz
6565MHz
6685MHz
6885MHz
6925MHz
7005MHz
7085MHz
802.11be EHT80-BF_Nss1,(MCS0)_2TX
5985MHz
6225MHz
6385MHz
6465MHz
6545MHz
6625MHz
6705MHz
6785MHz
6865MHz
6945MHz
7025MHz
802.11be EHT160-BF_Nss1,(MCS0)_2TX
6025MHz
6185MHz
6345MHz
6505MHz
6665MHz
6825MHz
6985MHz
802.11be EHT320-BF_Nss1,(MCS0)_2TX
6105MHz
6265MHz
6425MHz
6585MHz
6745MHz
6905MHz

For Multi_RU:

Mode
802.11be EHT80_Nss1,(MCS0),RU484+RU242 MRU 3_2TX
5985MHz
802.11be EHT80_Nss1,(MCS0),RU242+RU242 MRU 1_2TX

5985MHz
802.11be EHT80_Nss1,(MCS0),RU484+RU242 MRU 3_2TX
7025MHz
802.11be EHT80_Nss1,(MCS0),RU242+RU242 MRU 1_2TX
7025MHz
802.11be EHT160_Nss1,(MCS0),RU996+RU484 MRU 2_2TX
6025MHz
802.11be EHT160_Nss1,(MCS0),RU726+RU242+RU242 MRU 1_2TX
6025MHz
802.11be EHT160_Nss1,(MCS0),RU484+RU484 MRU 1_2TX
6025MHz
802.11be EHT160_Nss1,(MCS0),RU996+RU484 MRU 2_2TX
6985MHz
802.11be EHT160_Nss1,(MCS0),RU726+RU242+RU242 MRU 1_2TX
6985MHz
802.11be EHT160_Nss1,(MCS0),RU484+RU484 MRU 1_2TX
6985MHz
802.11be EHT320_Nss1,(MCS0),3xRU996 MRU 4_2TX
6105MHz
802.11be EHT320_Nss1,(MCS0),2xRU996+RU484 MRU 8_2TX
6105MHz
802.11be EHT320_Nss1,(MCS0),2xRU996+RU484 MRU 5_2TX
6105MHz
802.11be EHT320_Nss1,(MCS0),2xRU996 MRU 1_2TX
6105MHz
802.11be EHT320_Nss1,(MCS0),3xRU996 MRU 4_2TX
6905MHz
802.11be EHT320_Nss1,(MCS0),2xRU996+RU484 MRU 8_2TX
6905MHz
802.11be EHT320_Nss1,(MCS0),2xRU996+RU484 MRU 5_2TX
6905MHz
802.11be EHT320_Nss1,(MCS0),2xRU996 MRU 1_2TX
6905MHz

For Puncturing:

Mode
802.11be EHT80_Nss1,(MCS0),RU484+RU242 CP 2_2TX
5985MHz
802.11be EHT80_Nss1,(MCS0),RU484+RU242 CP 1_2TX
7025MHz

802.11be EHT160_Nss1,(MCS0),RU996+RU484+RU242 CP 8_2TX
6025MHz
802.11be EHT160_Nss1,(MCS0),RU996+RU484 CP 3_2TX
6025MHz
802.11be EHT160_Nss1,(MCS0),RU996+RU484+RU242 CP 5_2TX
6985MHz
802.11be EHT160_Nss1,(MCS0),RU996+RU484 CP 3_2TX
6985MHz
802.11be EHT320_Nss1,(MCS0),3xRU996 CP 2_2TX
6105MHz
802.11be EHT320_Nss1,(MCS0),2xRU996+RU484 CP 6_2TX
6105MHz
802.11be EHT320_Nss1,(MCS0),3xRU996+RU484 CP 5_2TX
6905MHz
802.11be EHT320_Nss1,(MCS0),3xRU996 CP 2_2TX
6905MHz
802.11be EHT320_Nss1,(MCS0),2xRU996+RU484 CP 10_2TX
6905MHz

Note:
- EHT20 / EHT40 / EHT80 / EHT160 covers HEW20 / HEW40 / HEW80 / HEW160 due to similar modulation. The power setting for HEW20 / HEW40 / HEW80 / HEW160 is the same or lower than EHT20 / EHT40 / EHT80 / EHT160.
- The EUT supports beamforming and CDD modes, and the CDD mode is the worst case. Therefore, all test items are evaluated in the report. The beamforming mode only evaluates the output power.

2.2 The Worst Case Measurement Configuration

The Worst Case Mode for Following Conformance Tests	
Tests Item	AC power-line conducted emissions
Condition	AC power-line conducted measurement for line and neutral Test Voltage: 120Vac / 60Hz
Operating Mode	CTX
1	EUT_WLAN 2.4GHz + Adapter
2	EUT_WLAN 5GHz + Adapter
3	EUT_WLAN 6GHz + Adapter
For operating mode 3 is the worst case and it was record in this test report.	

The Worst Case Mode for Following Conformance Tests	
Tests Item	Emission Bandwidth Maximum Equivalent Isotopically Radiated Power (E.I.R.P.)
Test Condition	Conducted measurement at transmit chains

The Worst Case Mode for Following Conformance Tests	
Tests Item	Peak Power Spectral Density (E.I.R.P.)
Test Condition	Conducted measurement at transmit chains
Operating Mode	
1	Full_RU
2	Multi_RU
3	Puncturing

The Worst Case Mode for Following Conformance Tests	
Tests Item	Unwanted Emissions
Test Condition	Radiated measurement If EUT consist of multiple antenna assembly (multiple antenna are used in EUT regardless of spatial multiplexing MIMO configuration), the radiated test should be performed with highest antenna gain of each antenna type.
Operating Mode < 1GHz	CTX
	After evaluating, the worst case was found as below from radiated emission above 1GHz. Thus, the measurement will follow this same test configuration.
1	EUT in X axis + Adapter_WLAN 2.4GHz
2	EUT in X axis + Battery_WLAN 2.4GHz
Mode 2 has been evaluated to be the worst case among Mode 1~2, thus measurement for Mode 3 will follow this same test mode.	
3	EUT in Z axis + Battery_WLAN 5GHz
4	EUT in Z axis + Adapter_WLAN 6GHz
For operating mode 2 is the worst case and it was record in this test report.	
Operating Mode > 1GHz	CTX
	After evaluating, the worst case was found at X axis for Bandedge, Z axis for Harmonic, so it was selected to perform test and its test result was written in the report.
1	EUT in X axis (Bandedge) / EUT in Z axis (Harmonic)_Full_RU
2	EUT in X axis (Bandedge) / EUT in Z axis (Harmonic)_Multi_RU
3	EUT in X axis (Bandedge) / EUT in Z axis (Harmonic)_Puncturing

The Worst Case Mode for Following Conformance Tests	
Tests Item	Emission MASK
Test Condition	Conducted measurement at transmit chains
Operating Mode	
1	Full_RU
2	Multi_RU
3	Puncturing

The Worst Case Mode for Following Conformance Tests	
Tests Item	Simultaneous Transmission Analysis - Co-location RF Exposure Evaluation
Operating Mode	
1	WLAN 2.4GHz + WLAN 5GHz + WLAN 6GHz + WWAN: 4G
2	WLAN 2.4GHz + WLAN 5GHz + WLAN 6GHz + WWAN: 5G
Refer to Sporton Test Report No.: FA4O0105-02 for Co-location RF Exposure Evaluation.	

2.3 EUT Operation during Test

For CTX Mode:
The EUT was programmed to be in continuously transmitting mode.
For Normal Link:
During the test, the EUT operation to normal function.

2.4 Accessories

Accessories			
Equipment Name	**Brand Name**	**Model Name**	**Rating**
Adapter	APD	WA-36W12R	INPUT: 100-240V~, 50-60Hz, 0.9A Max OUTPUT: 12.0V, 3.0A, 36.0W
Rechargeable Li-ion Battery	Getac	170921-000	Rated voltage: 7.26V Rated capacity: 7800mAh(56.62Wh) Input: 12V, 1A
Others			
RJ-45 cable*1: Non-shielded, 1.5m			
US plug*1			

2.5 Support Equipment

For AC Conduction:

Support Equipment				
No.	**Equipment**	**Brand Name**	**Model Name**	**FCC ID**
A	WAN NB	DELL	E6430	N/A
B	Flash disk3.0	Transcend	JetFlash-703	N/A

For Radiated and RF Conducted:

Support Equipment				
No.	**Equipment**	**Brand Name**	**Model Name**	**FCC ID**
A	Notebook	DELL	E4300	N/A

2.6 Test Setup Diagram

Test Setup Diagram – AC Line Conducted Emission Test

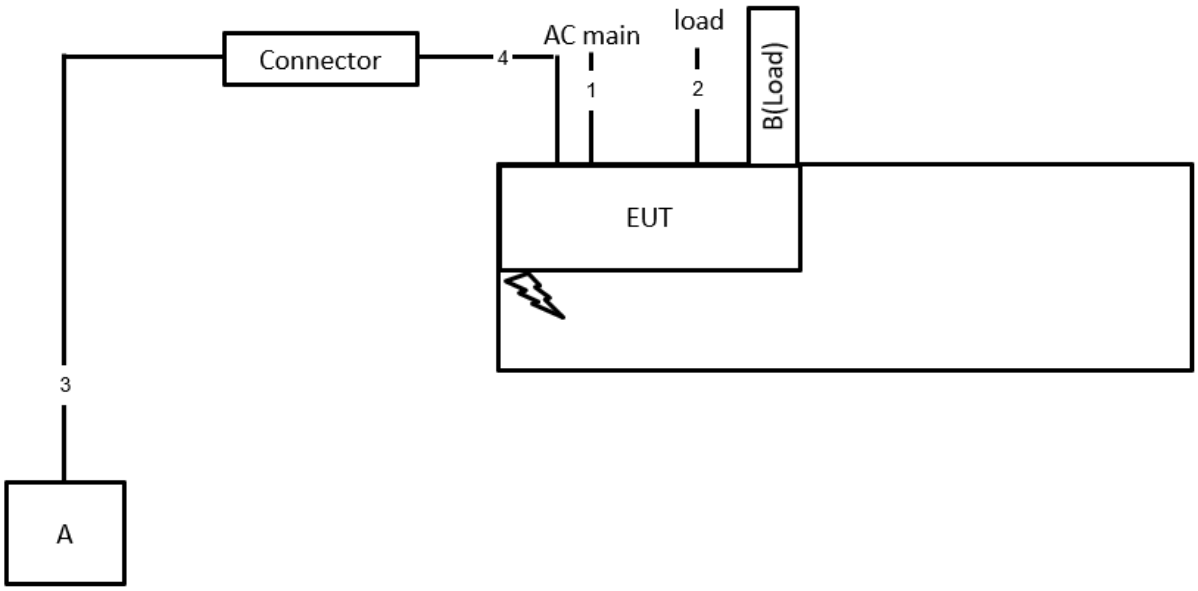

Item	Connection	Shielded	Length
1	Power cable	No	1.6m
2	RJ-45 cable*4	No	1m
3	RJ-45 cable	No	10m
4	RJ-45 cable	No	1.5m

Test Setup Diagram - Radiated Test < 1GHz

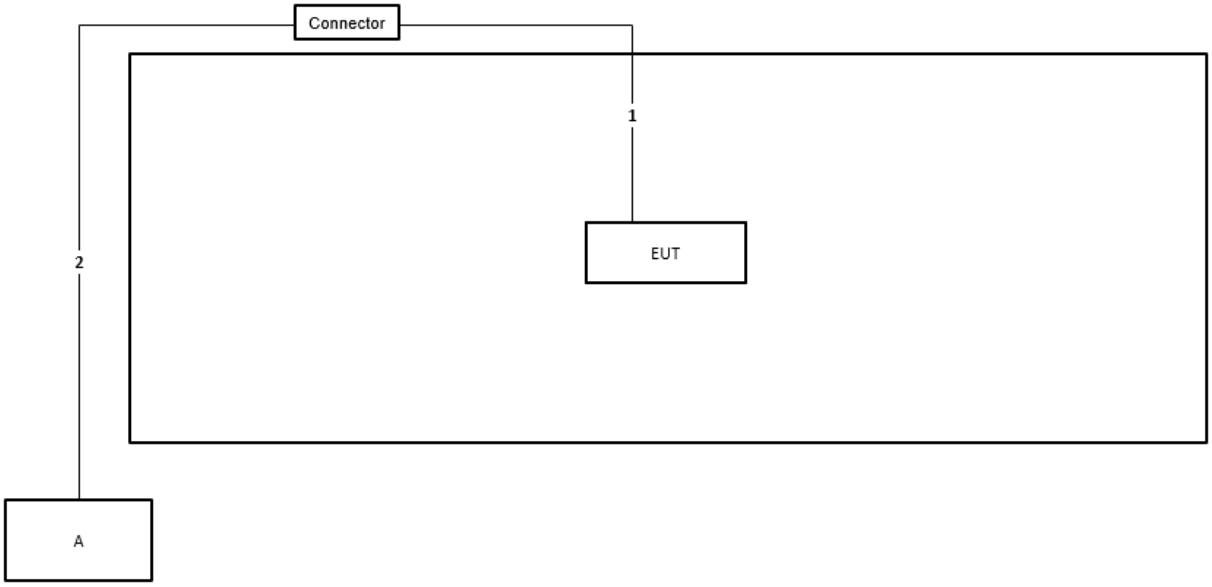

Item	Connection	Shielded	Length
1	RJ-45 cable	No	1.5m
2	RJ-45 cable	No	10m

Test Setup Diagram - Radiated Test > 1GHz

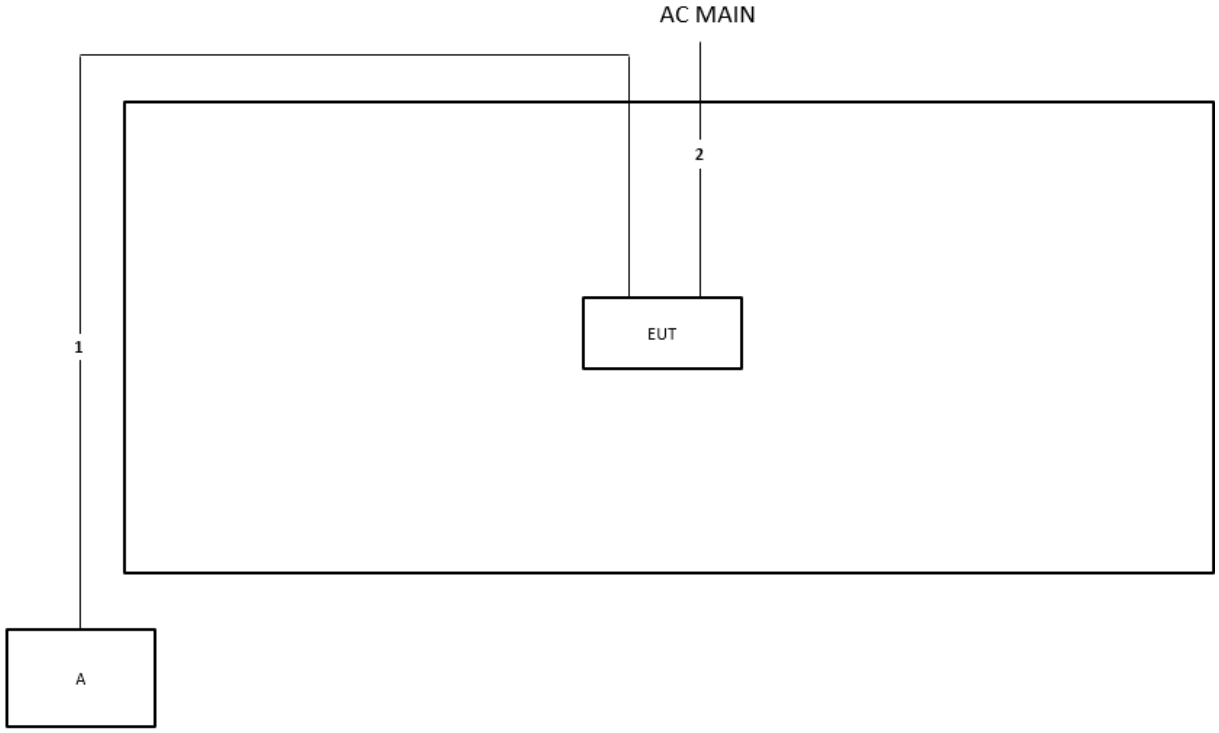

Item	Connection	Shielded	Length
1	RJ-45 cable	No	10m
2	Power cable	No	1.6m

3 Transmitter Test Result

3.1 AC Power-line Conducted Emissions

3.1.1 AC Power-line Conducted Emissions Limit

AC Power-line Conducted Emissions Limit		
Frequency Emission (MHz)	**Quasi-Peak**	**Average**
0.15-0.5	66 - 56 *	56 - 46 *
0.5-5	56	46
5-30	60	50
Note 1: * Decreases with the logarithm of the frequency.		

3.1.2 Measuring Instruments

Refer a test equipment and calibration data table in this test report.

3.1.3 Test Procedures

Test Method
☒ Refer as ANSI C63.10-2013, clause 6.2 for AC power-line conducted emissions.

3.1.4 Test Setup

AC Power-line Conducted Emissions

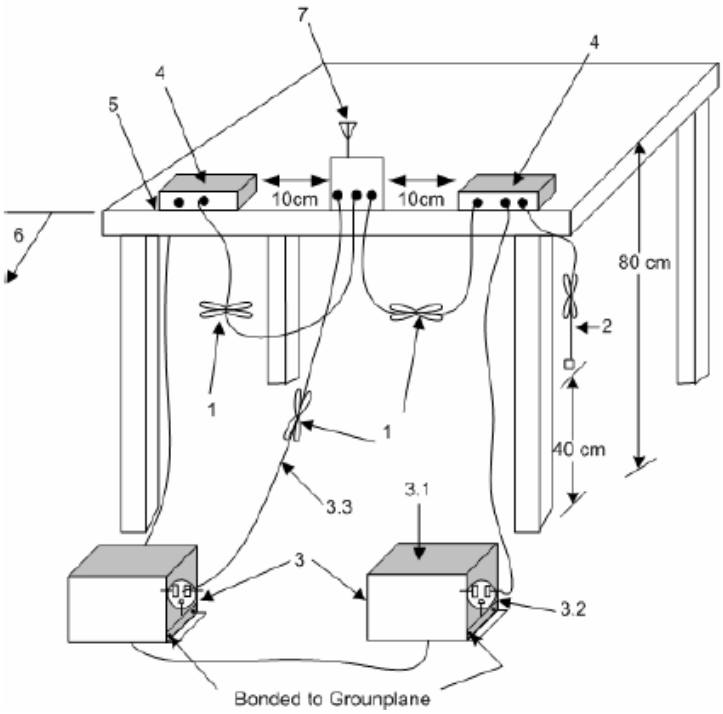

1—Interconnecting cables that hang closer than 40 cm to the ground plane shall be folded back and forth in the center forming a bundle 30 cm to 40 cm long.
2—The I/O cables that are not connected to an accessory shall be bundled in the center. The end of the cable may be terminated, if required, using the correct terminating impedance. The overall length shall not exceed 1 m.
3—EUT connected to one LISN. Unused LISN measuring port connectors shall be terminated in 50 Ω loads. LISN may be placed on top of, or immediately beneath, reference ground plane.
3.1—All other equipment powered from additional LISN(s).
3.2—A multiple-outlet strip may be used for multiple power cords of non-EUT equipment.
3.3—LISN at least 80 cm from nearest part of EUT chassis.
4—Non-EUT components of EUT system being tested.
5—Rear of EUT, including peripherals, shall all be aligned and flush with edge of tabletop.
6—Edge of tabletop shall be 40 cm removed from a vertical conducting plane that is bonded to the ground plane.
7—Antenna can be integral or detachable. If detachable, then the antenna shall be attached for this test.

3.1.5 Measurement Results Calculation

The measured Level is calculated using:

a. Corrected Reading (dBuV) = LISN Factor + Cable Loss + Read Level = Level

b. Margin = - Limit + (Read Level + LISN Factor + Cable Loss)

3.1.6 Test Result of AC Power-line Conducted Emissions

Refer as Appendix A

3.2 Emission Bandwidth

3.2.1 Emission Bandwidth Limit

Emission Bandwidth Limit
UNII Devices
☒ For the 5925-6425 GHz band, N/A
☒ For the 6425-6525 GHz band, N/A
☒ For the 6525-6875 GHz band, N/A
☒ For the 6875-7125 GHz band, N/A
RLAN Devices
☐ For the 5925-6425 GHz band, N/A
☐ For the 6425-6525 GHz band, N/A
☐ For the 6525-6875 GHz band, N/A
☐ For the 6875-7125 GHz band, N/A

3.2.2 Measuring Instruments

Refer a test equipment and calibration data table in this test report.

3.2.3 Test Procedures

Test Method	
▪ For the emission bandwidth shall be measured using one of the options below:	
	☒ According to FCC KDB 987594 D02 clause II.C, measurement procedure shall refer to FCC KDB 789033 D02, clause C for EBW and clause D for OBW measurement.
	☐ Refer as ANSI C63.10, clause 6.9.1 for occupied bandwidth testing.
	☐ Refer as IC RSS-Gen, clause 4.6 for bandwidth testing.

3.2.4 Test Setup

Emission Bandwidth


3.2.5 Test Result of Emission Bandwidth

Refer as Appendix B

3.3 Maximum Equivalent Isotopically Radiated Power (E.I.R.P.)

3.3.1 Maximum Equivalent Isotopically Radiated Power (E.I.R.P.) Limit

Maximum Equivalent Isotopically Radiated Power (E.I.R.P.) Limit	
UNII Devices	
☒	For the 5.925 ~ 6.425 GHz band:
	▪ For standard power access point and fixed client device : e.i.r.p < 36 dBm. For outdoor devices, the maximum e.i.r.p. at any elevation angle above 30 degrees not exceed 125 mW (21 dBm).
	▪ For indoor access point : e.i.r.p < 30 dBm.
	▪ For subordinate device control of an indoor access point : e.i.r.p < 30 dBm.
	▪ For client device control of a standard power access point : e.i.r.p < 30 dBm.
	▪ For client device control of an indoor access point : e.i.r.p < 24 dBm.
	▪ For very low power device : e.i.r.p < 14 dBm.
☒	For the 6.425 ~ 6.525 GHz band:
	▪ For indoor access point : e.i.r.p < 30 dBm.
	▪ For client device control of an indoor access point : e.i.r.p < 24 dBm.
☒	For the 6.525 ~ 6.875 GHz band:
	▪ For standard power access point and fixed client device : e.i.r.p < 36 dBm. For outdoor devices, the maximum e.i.r.p. at any elevation angle above 30 degrees not exceed 125 mW (21 dBm).
	▪ For indoor access point : e.i.r.p < 30 dBm.
	▪ For subordinate device control of an indoor access point : e.i.r.p < 30 dBm.
	▪ For client device control of a standard power access point : e.i.r.p < 30 dBm.
	▪ For client device control of an indoor access point : e.i.r.p < 24 dBm.
	▪ For very low power device : e.i.r.p < 14 dBm.
☒	For the 6.875 ~ 7.125 GHz band:
	▪ For indoor access point : e.i.r.p < 30 dBm.
	▪ For client device control of an indoor access point : e.i.r.p < 24 dBm.
RLAN Devices	
☐	For the 5.925 ~ 7.125 GHz band:
	▪ For low-power indoor access-points & indoor subordinate devices < 30 dBm .
	▪ For low-power client devices < 24 dBm.
	▪ For very low-power devices < 14 dBm.
☐	For the 5.925 ~ 6.875 GHz band:
	▪ For standard-power access points & fixed client devices < 36 dBm. For outdoor devices, the maximum e.i.r.p. at any elevation angle above 30 degrees not exceed 125 mW (21 dBm).
	▪ For standard client devices < 30 dBm.

3.3.2 Measuring Instruments

Refer a test equipment and calibration data table in this test report.

3.3.3 Test Procedures

Test Method	
▪ According to FCC KDB 987594 D02 clause II.E, the test measurement procedure shall refer to KDB 789033.	
	Average over on/off periods with duty factor
	☐ Refer as FCC KDB 789033 D02, clause E Method SA-2 (spectral trace averaging). Spectrum analyzer setting: RBW/VBW : 1/3MHz ; Detector : RMS ; Trace mode : Average ; Sweep Count 100.
	☐ Refer as FCC KDB 789033 D02, clause E Method SA-2 Alt. (RMS detection with slow sweep speed)
	Wideband RF power meter and average over on/off periods with duty factor
	☒ Refer as FCC KDB 789033 D02, clause E Method PM-G (using an RF average power meter).
☒ For conducted measurement.	
	▪ If the EUT supports multiple transmit chains using options given below: Refer as FCC KDB 662911, In-band power measurements. Using the measure-and-sum approach, measured all transmit ports individually. Sum the power (in linear power units e.g., mW) of all ports for each individual sample and save them.
	▪ If multiple transmit chains, EIRP calculation could be following as methods: $P_{total} = P_1 + P_2 + \ldots + P_n$ (calculated in linear unit [mW] and transfer to log unit [dBm]) $EIRP_{total} = P_{total} + DG$
☐ For radiated measurement.	
	▪ Refer as FCC KDB 789033 D02 clause II A.1.F ”Antenna-port Conducted versus Radiated Testing”
	▪ Refer as ANSI C63.10, clause 6.6 for radiated emissions above 1GHz.
	▪ Refer as FCC KDB 412172 D01 clause 2.2 for EIRP calculation.

3.3.4 Test Setup

Conducted Measurement (Power Meter)

3.3.5 Test Result of Maximum Equivalent Isotopically Radiated Power (E.I.R.P)

Refer as Appendix C

3.4 Peak Power Spectral Density (E.I.R.P.)

3.4.1 Peak Power Spectral Density (E.I.R.P.) Limit

Peak Power Spectral Density (E.I.R.P.) Limit	
UNII Devices	
☒	For the 5.925 ~ 6.425 GHz band:
	▪ For standard power access point and fixed client device : e.i.r.p PSD < 23 dBm/MHz.
	▪ For indoor access point : e.i.r.p PSD < 5 dBm/MHz.
	▪ For subordinate device control of an indoor access point : e.i.r.p PSD < 5 dBm/MHz.
	▪ For client device control of a standard power access point : e.i.r.p PSD < 17 dBm/MHz.
	▪ For client device control of an indoor access point : e.i.r.p PSD < -1 dBm/MHz.
	▪ For very low power device : e.i.r.p PSD < -5 dBm/MHz.
☒	For the 6.425 ~ 6.525 GHz band:
	▪ For indoor access point : e.i.r.p PSD < 5 dBm/MHz.
	▪ For client device control of an indoor access point : e.i.r.p PSD < -1 dBm/MHz.
☒	For the 6.525 ~ 6.875 GHz band:
	▪ For standard power access point and fixed client device : e.i.r.p PSD < 23 dBm/MHz.
	▪ For indoor access point : e.i.r.p PSD < 5 dBm/MHz.
	▪ For subordinate device control of an indoor access point : e.i.r.p PSD < 5 dBm/MHz.
	▪ For client device control of a standard power access point : e.i.r.p PSD < 17 dBm/MHz.
	▪ For client device control of an indoor access point : e.i.r.p PSD < -1 dBm/MHz.
	▪ For very low power device : e.i.r.p PSD < -5 dBm/MHz.
☒	For the 6.875 ~ 7.125 GHz band:
	▪ For indoor access point : e.i.r.p PSD < 5 dBm/MHz.
	▪ For client device control of an indoor access point : e.i.r.p PSD < -1 dBm/MHz.
RLAN Devices	
☐	For the 5.925 ~ 7.125 GHz band:
	▪ For low-power indoor access-points & indoor subordinate devices < 5 dBm / MHz.
	▪ For low-power client devices < -1 dBm / MHz.
	▪ For very low-power devices < -5 dBm / MHz.
☐	For the 5.925 ~ 6.875 GHz band:
	▪ For standard-power access points & fixed client devices < 23 dBm / MHz.
	▪ For standard client devices < 17 dBm / MHz.

3.4.2 Measuring Instruments

Refer a test equipment and calibration data table in this test report.

3.4.3 Test Procedures

Test Method	
▪ According to FCC KDB 987594 D02 clause II.F, the measurement procedure shall refer to KDB 789033. Peak power spectral density procedures that the same method as used to determine the conducted output power shall be used to determine the peak power spectral density and use the peak search function on the spectrum analyzer to find the peak of the spectrum. For the peak power spectral density shall be measured using below options:	
	☐ Refer as FCC KDB 789033 D02, F)5) power spectral density can be measured using resolution bandwidths < 1 MHz provided that the results are integrated over 1 MHz bandwidth
	[duty cycle ≥ 98% or external video / power trigger]
	☒ Refer as FCC KDB 789033 D02, clause E Method SA-1 (spectral trace averaging).
	☐ Refer as FCC KDB 789033 D02, clause E Method SA-1 Alt. (RMS detection with slow sweep speed)
	duty cycle < 98% and average over on/off periods with duty factor
	☒ Refer as FCC KDB 789033 D02, clause E Method SA-2 (spectral trace averaging).
	☐ Refer as FCC KDB 789033 D02, clause E Method SA-2 Alt. (RMS detection with slow sweep speed)
☒ For conducted measurement.	
	▪ If the EUT supports multiple transmit chains using options given below:
	☒ Option 1: Measure and sum the spectra across the outputs. Refer as FCC KDB 662911, In-band power spectral density (PSD). Sample all transmit ports simultaneously using a spectrum analyzer for each transmit port. Where the trace bin-by-bin of each transmit port summing can be performed. (i.e., in the first spectral bin of output 1 is summed with that in the first spectral bin of output 2 and that from the first spectral bin of output 3, and so on up to the NTX output to obtain the value for the first frequency bin of the summed spectrum.). Add up the amplitude (power) values for the different transmit chains and use this as the new data trace.
	☐ Option 2: Measure and sum spectral maxima across the outputs. With this technique, spectra are measured at each output of the device at the required resolution bandwidth. The maximum value (peak) of each spectrum is determined. These maximum values are then summed mathematically in linear power units across the outputs. These operations shall be performed separately over frequency spans that have different out-of-band or spurious emission limits,
	☐ Option 3: Measure and add 10 log(N) dB, where N is the number of transmit chains. Refer as FCC KDB 662911, In-band power spectral density (PSD). Performed at each transmit chains and each transmit chains shall be compared with the limit have been reduced with 10 log(N). Or each transmit chains shall be add 10 log(N) to compared with the limit.
	▪ If multiple transmit chains, EIRP PPSD calculation could be following as methods: $PPSD_{total} = PPSD_1 + PPSD_2 + \ldots + PPSD_n$ (calculated in linear unit [mW] and transfer to log unit [dBm]) $EIRP_{total} = PPSD_{total} + DG$
☐ For radiated measurement.	
	▪ Refer as FCC KDB 789033 D02 clause II A.1.F ”Antenna-port Conducted versus Radiated Testing”
	▪ Refer as ANSI C63.10, clause 6.6 for radiated emissions above 1GHz.
	▪ Refer as FCC KDB 412172 D01 clause 2.2 for EIRP calculation.

3.4.4 Test Setup

Conducted Measurement

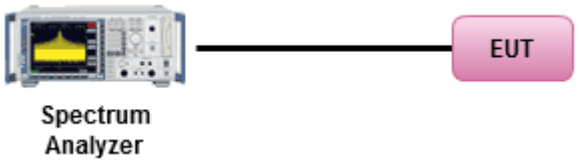

3.4.5 Test Result of Peak Power Spectral Density (E.I.R.P.)

Refer as Appendix D

3.5 Unwanted Emissions

3.5.1 Transmitter Unwanted Emissions Limit

Unwanted emissions below 1 GHz and restricted band emissions above 1GHz limit			
Frequency Range (MHz)	**Field Strength (uV/m)**	**Field Strength (dBuV/m)**	**Measure Distance (m)**
0.009~0.490	2400/F(kHz)	48.5 - 13.8	300
0.490~1.705	24000/F(kHz)	33.8 - 23	30
1.705~30.0	30	29	30
30~88	100	40	3
88~216	150	43.5	3
216~960	200	46	3
Above 960	500	54	3

Note 1: Test distance for frequencies at or above 30 MHz, measurements may be performed at a distance other than the limit distance provided they are not performed in the near field and the emissions to be measured can be detected by the measurement equipment. When performing measurements at a distance other than that specified, the results shall be extrapolated to the specified distance using an extrapolation factor of 20 dB/decade (inverse of linear distance for field-strength measurements, inverse of linear distance-squared for power-density measurements).

Note 2: Test distance for frequencies at below 30 MHz, measurements may be performed at a distance closer than the EUT limit distance; however, an attempt should be made to avoid making measurements in the near field. When performing measurements below 30 MHz at a closer distance than the limit distance, the results shall be extrapolated to the specified distance by either making measurements at a minimum of two or more distances on at least one radial to determine the proper extrapolation factor or by using the square of an inverse linear distance extrapolation factor (40 dB/decade). The test report shall specify the extrapolation method used to determine compliance of the EUT.

Note 3: Using the distance of 1m during the test for above 18 GHz, and the test value to correct for the distance factor at 3m(20 x log (standard distance/ test distance) = 20log(3/1) = 9.54dB.
EX. Above 18GHz emission limit calculation (3m to 1m) = 54dBuV/m at 3m + 9.54dB = 63.54 dBuV/m at 1m.

Un-restricted band emissions above 1GHz Limit	
Frequency	**Limit**
Any outside the 5.945 – 7.125 GHz emission	e.i.r.p. -27 dBm [68.2 dBuV/m@3m]
	Note 1: Using the distance of 1m during the test for above 18 GHz, and the test value to correct for the distance factor at 3m(20 x log (standard distance/ test distance) = 20log(3/1) = 9.54dB. EX. Above 18GHz emission limit calculation (3m to 1m) = 68.2dBuV/m at 3m + 9.54dB = 77.74 dBuV/m at 1m. Note 2:-27 dBm EIRP OOBE is measured RMS which is a deviation from the current 15E rules for 5 GHz bands. In addition, 15.35(b) applies where the peak emissions must be limited to no more than 20 dB above the average limit.

Frequency	Emission MASK Limit
5.945 – 7.125 GHz	Power spectral density must be suppressed by 20 dB at 1 MHz outside of channel edge, by 28 dB at one channel bandwidth from the channel center, and by 40 dB at one- and one-half times the channel bandwidth away from channel center. At frequencies between one megahertz outside an unlicensed device's channel edge and one channel bandwidth from the center of the channel, the limits must be linearly interpolated between 20 dB and 28 dB suppression, and at frequencies between one and one- and one-half times an unlicensed device's channel bandwidth, the limits must be linearly interpolated between 28 dB and 40 dB suppression. Emissions removed from the channel center by more than one- and one-half times the channel bandwidth must be suppressed by at least 40 dB. 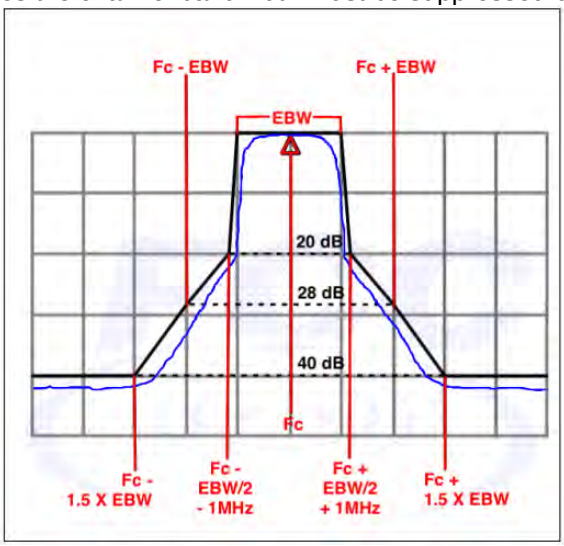

3.5.2 Measuring Instruments

Refer a test equipment and calibration data table in this test report.

3.5.3 Test Procedures

Test Method		
▪ According to FCC KDB 987594 D02 II.G. the unwanted emission measurement procedure shall refer to KDB 789300(except emission MASK). Measurements may be performed at a distance other than the limit distance provided they are not performed in the near field and the emissions to be measured can be detected by the measurement equipment. Measurements shall not be performed at a distance greater than 30 m for frequencies above 30 MHz, unless it can be further demonstrated that measurements at a distance of 30 m or less are impractical. When performing measurements at a distance other than that specified, the results shall be extrapolated to the specified distance using an extrapolation factor of 20 dB/decade (inverse of linear distance for field-strength measurements, inverse of linear distance-squared for power-density measurements).		
▪ The average emission levels shall be measured in [duty cycle ≥ 98 or duty factor].		
▪ For the transmitter unwanted emissions shall be measured using following options below:		
	▪ Refer as FCC KDB 789033 D02, clause G)2) for unwanted emissions into non-restricted bands.	
	▪ Refer as FCC KDB 789033 D02, clause G)1) for unwanted emissions into restricted bands.	
		☒ Refer as FCC KDB 789033 D02, G)6) Method AD (Trace Averaging). (For unrestricted band measurement)
		☐ Refer as FCC KDB 789033 D02, G)6) Method VB (Reduced VBW).
		☒ Refer as ANSI C63.10, clause 11.12.2.5.3 (Reduced VBW). VBW ≥ 1/T, where T is pulse time.(For restricted band average measurement)
		☐ Refer as ANSI C63.10, clause 7.5 average value of pulsed emissions.
		☒ Refer as FCC KDB 789033 D02, clause G)5) measurement procedure peak limit.
		☐ Refer as ANSI C63.10, clause 4.1.4.2.2 measurement procedure peak limit.
	▪ Refer as FCC KDB 789033 D02, clause G)3)d)ii) for Band edge Integration measurements.	
▪ For emission MASK shall be measured using following options below:		
		☒ Refer as FCC KDB 987594 D02, J) In-Band Emissions
▪ For radiated measurement.		
	▪ Refer as ANSI C63.10, clause 6.4 for radiated emissions below 30 MHz and test distance is 3m.	
	▪ Refer as ANSI C63.10, clause 6.5 for radiated emissions 30 MHz to 1 GHz and test distance is 3m.	
	▪ Refer as ANSI C63.10, clause 6.6 for radiated emissions above 1GHz.	
▪ The any unwanted emissions level shall not exceed the fundamental emission level.		
▪ All amplitude of spurious emissions that are attenuated by more than 20 dB below the permissible value has no need to be reported.		

3.5.4 Test Setup

Transmitter Radiated Unwanted Emissions

9kHz ~30MHz

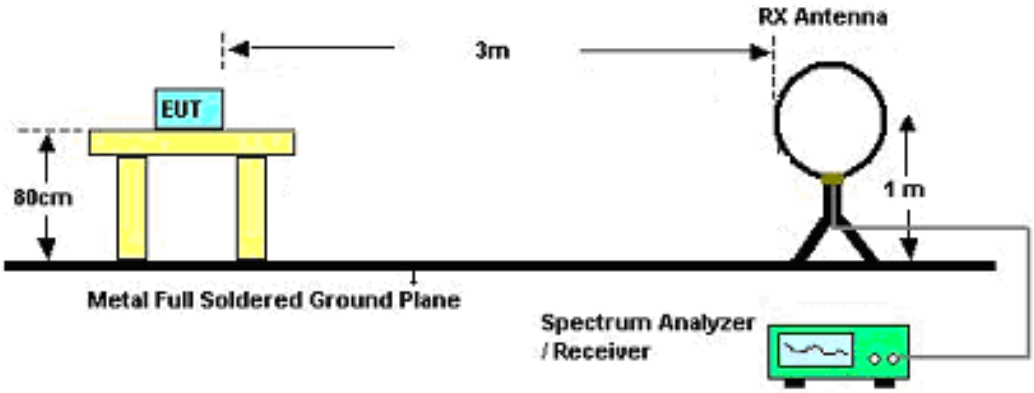

30MHz~1GHz

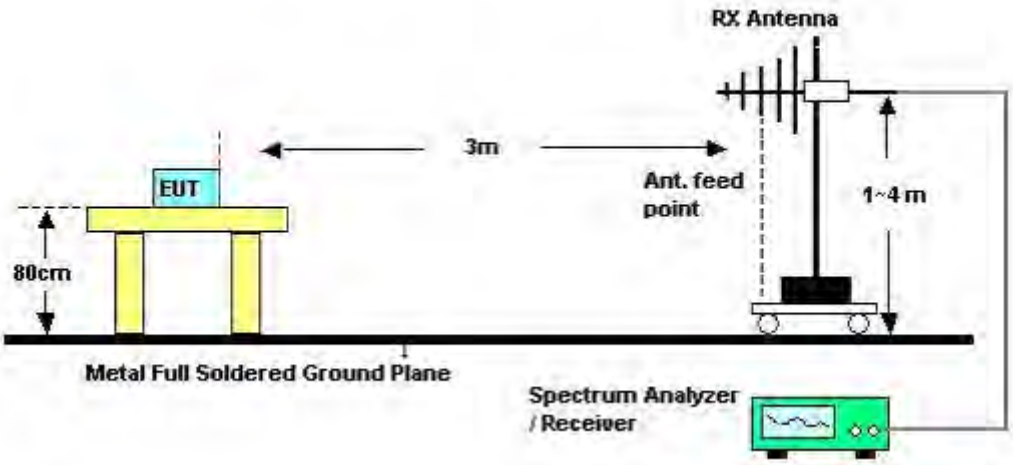

Above 1GHz

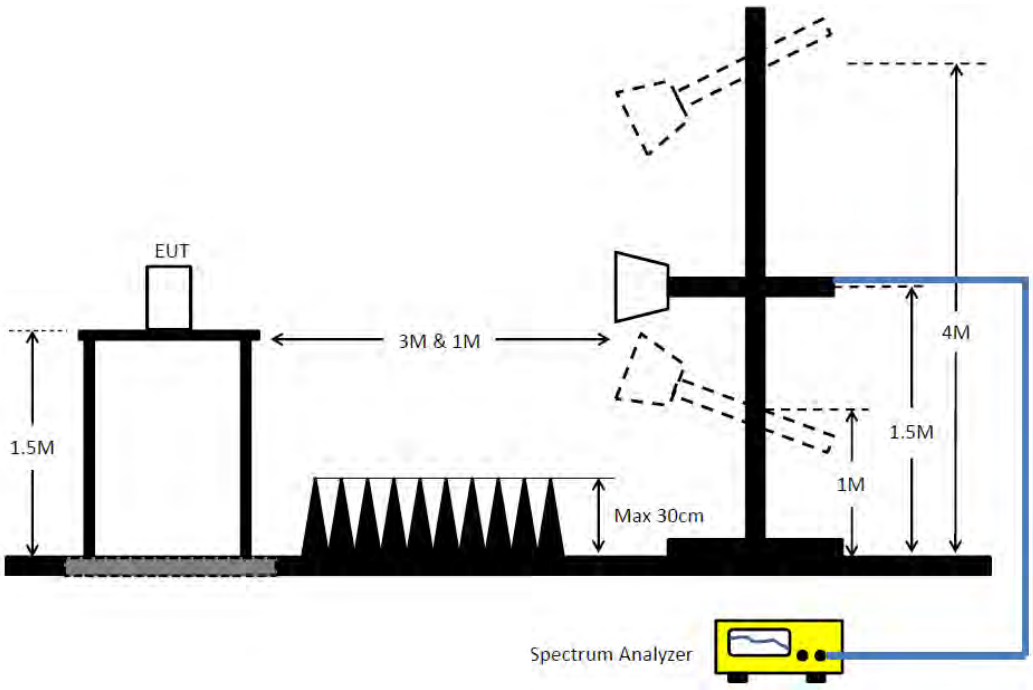

3.5.5 Measurement Results Calculation

The measured Level is calculated using:

Corrected Reading: Antenna factor (AF) + Cable loss (CL) + Read level (Raw) - Preamp factor (PA)(if applicable) = Level

3.5.6 Transmitter Unwanted Emissions (Below 30MHz)

There is a comparison data of both open-field test site and alternative test site - semi-Anechoic chamber according to KDB414788 Radiated Test Site, and the result came out very similar.
All amplitude of spurious emissions that are attenuated by more than 20 dB below the permissible value has no need to be reported.
The radiated emissions were investigated from 9 kHz or the lowest frequency generated within the device, up to the 10th harmonic or 40 GHz, whichever is appropriate.

3.5.7 Test Result of Transmitter Unwanted Emissions

Refer as Appendix E

4 Test Equipment and Calibration Data

Instrument	Brand	Model No.	Serial No.	Characteristics	Calibration Date	Calibration Due Date	Remark
EMI Receiver	Agilent	N9038A	My52260123	9kHz ~ 8.4GHz	Mar. 01, 2024	Feb. 28, 2025	Conduction (CO01-CB)
LISN	F.C.C.	FCC-LISN-50-16-2	04083	150kHz ~ 100MHz	Feb. 19, 2024	Feb. 18, 2025	Conduction (CO01-CB)
LISN	Schwarzbeck	NSLK 8127	8127647	9kHz ~ 30MHz	Apr. 24, 2024	Apr. 23, 2025	Conduction (CO01-CB)
Pulse Limiter	Rohde&Schwarz	ESH3-Z2	100430	9kHz ~ 30MHz	Oct. 16, 2024	Oct. 15, 2025	Conduction (CO01-CB)
COND Cable	Woken	Cable	Low cable-CO01	9kHz ~ 30MHz	Oct. 16, 2024	Oct. 15, 2025	Conduction (CO01-CB)
Test Software	SPORTON	SENSE-EMI	V5.11	150kHz-30MHz	N.C.R.	N.C.R.	Conduction (CO01-CB)
Loop Antenna	Teseq	HLA 6121	65417	9kHz - 30 MHz	Oct. 16, 2024	Oct. 15, 2025	Radiation (03CH06-CB)
3m Semi Anechoic Chamber NSA	TDK	SAC-3M	03CH06-CB	30 MHz ~ 1 GHz	Aug. 02, 2024	Aug. 01, 2025	Radiation (03CH06-CB)
Bilog Antenna with 6 dB attenuator	TESEQ & EMCI	CBL6112D & N-6-06	37878 & AT-N0606	20MHz ~ 2GHz	Jul. 29, 2024	Jul. 28, 2025	Radiation (03CH06-CB)
Pre-Amplifier	Agilent	310N	187290	0.1MHz ~ 1GHz	Nov. 02, 2024	Nov. 01, 2025	Radiation (03CH06-CB)
Signal analyzer	R&S	FSV3044	101667	9kHz~44GHz	Aug. 20, 2024	Aug. 19, 2025	Radiation (03CH06-CB)
EMI Test Receiver	R&S	ESR7	102171	9kHz ~ 7GHz	Aug. 02, 2024	Aug. 01, 2025	Radiation (03CH06-CB)
RF Cable-low	Woken	RG402	Low Cable-24+68	30MHz~1GHz	Oct. 01, 2024	Sep. 30, 2025	Radiation (03CH06-CB)
Test Software	SPORTON	SENSE-EMI	V5.11.8	30MHz-40GHz	N.C.R.	N.C.R.	Radiation (03CH06-CB)
3m Semi Anechoic Chamber NSA	TDK	SAC-3M	03CH05-CB	30 MHz ~ 1 GHz	Aug. 01, 2024	Jul. 31, 2025	Radiation (03CH05-CB)
Bilog Antenna with 6dB Attenuator	TESEQ & EMCI	CBL 6112D & N-6-06	35236 & AT-N0610	30MHz ~ 2GHz	Mar. 23, 2024	Mar. 22, 2025	Radiation (03CH05-CB)
Amplifier	EMCI	EMC330N	980331	20MHz ~ 3GHz	May 02, 2024	May 01, 2025	Radiation (03CH05-CB)
Spectrum Analyzer	R&S	FSP40	100304	9kHz ~ 40GHz	Apr. 17, 2024	Apr. 16, 2025	Radiation (03CH05-CB)
EMI Test Receiver	R&S	ESR7	102172	9kHz ~ 7GHz	Oct. 21, 2024	Oct. 20, 2025	Radiation (03CH05-CB)
RF Cable-low	Woken	RG402	Low Cable-04+23	30MHz~1GHz	Oct. 01, 2024	Sep. 30, 2025	Radiation (03CH05-CB)

Instrument	Brand	Model No.	Serial No.	Characteristics	Calibration Date	Calibration Due Date	Remark
Loop Antenna	Teseq	HLA 6121	65417	9kHz - 30 MHz	Oct. 16, 2024	Oct. 15, 2025	Radiation (03CH05-CB)
Test Software	SPORTON	SENSE-EMI	V5.11.8	30MHz-40GHz	N.C.R.	N.C.R.	Radiation (03CH05-CB)
3m Semi Anechoic Chamber VSWR	TDK	SAC-3M	03CH01-CB	1GHz ~18GHz 3m	May 04, 2024	May 03, 2025	Radiation (03CH01-CB)
Horn Antenna	SCHWARZBECK	BBHA 9120 D	BBHA 9120 D 1370	1GHz~18GHz	Jul. 11, 2024	Jul. 10, 2025	Radiation (03CH01-CB)
Horn Antenna	Schwarzbeck	BBHA 9170	BBHA9170252	15GHz ~ 40GHz	Sep. 23, 2024	Sep. 22, 2025	Radiation (03CH01-CB)
Pre-Amplifier	Agilent	8449B	3008A02121	1GHz ~ 26.5GHz	May 17, 2024	May 16, 2025	Radiation (03CH01-CB)
Pre-Amplifier	SGH	SGH184	20221107-3	18GHz ~ 40GHz	Nov. 24, 2023	Nov. 23, 2024	Radiation (03CH01-CB)
Pre-Amplifier	SGH	SGH184	20221107-3	18GHz ~ 40GHz	Nov. 25, 2024	Nov. 24, 2025	Radiation (03CH01-CB)
Signal Analyzer	R&S	FSV40	101904	9kHz ~ 40GHz	Apr. 26, 2024	Apr. 25, 2025	Radiation (03CH01-CB)
RF Cable-high	Woken	RG402	High Cable-16	1 GHz ~ 18 GHz	Oct. 01, 2024	Sep. 30, 2025	Radiation (03CH01-CB)
RF Cable-high	Woken	RG402	High Cable-16+17	1 GHz ~ 18 GHz	Oct. 01, 2024	Sep. 30, 2025	Radiation (03CH01-CB)
High Cable	Woken	WCA0929M	40G#5+6	1GHz ~ 40 GHz	Oct. 01, 2024	Sep. 30, 2025	Radiation (03CH01-CB)
Band Rejector	MTJ	6G Band Rejector	BRJ-01	1GHz ~ 7.4GHz	Oct. 02, 2024	Oct. 01, 2025	Radiation (03CH01-CB)
Band Rejector	MTJ	6G Band Rejector	BRJ-02	1GHz ~ 8GHz	Oct. 02, 2024	Oct. 01, 2025	Radiation (03CH01-CB)
Test Software	SPORTON	SENSE-15407 _NII	V5.11. 23	5.15GHz-7.115GHz	N.C.R.	N.C.R.	Radiation (03CH01-CB)
3m Semi Anechoic Chamber VSWR	RIKEN	SAC-3M	03CH02-CB	1GHz ~18GHz	Mar. 24, 2024	Mar. 23, 2025	Radiation (03CH02-CB)
Horn Antenna	EMCO	3115	9610-4976	1GHz ~ 18GHz	Apr. 12, 2024	Apr. 11, 2025	Radiation (03CH02-CB)
Horn Antenna	Schwarzbeck	BBHA 9170	BBHA9170252	15GHz ~ 40GHz	Sep. 23, 2024	Sep. 22, 2025	Radiation (03CH02-CB)
Pre-Amplifier	Agilent	83017A	MY39501305	1GHz ~ 26.5GHz	Jun. 29, 2024	Jun. 28, 2025	Radiation (03CH02-CB)
Pre-Amplifier	SGH	SGH184	20221107-3	18GHz ~ 40GHz	Nov. 24, 2023	Nov. 23, 2024	Radiation (03CH02-CB)
Pre-Amplifier	SGH	SGH184	20221107-3	18GHz ~ 40GHz	Nov. 25, 2024	Nov. 24, 2025	Radiation (03CH02-CB)

Instrument	Brand	Model No.	Serial No.	Characteristics	Calibration Date	Calibration Due Date	Remark
Signal Analyzer	R&S	FSV3044	101536	10kHz ~ 44GHz	Aug. 14, 2024	Aug. 13, 2025	Radiation (03CH02-CB)
RF Cable-high	Woken	RG402	High Cable-18	1GHz ~ 18GHz	Jun. 20, 2024	Jun. 19, 2025	Radiation (03CH02-CB)
RF Cable-high	Woken	RG402	High Cable-18+19	1GHz ~ 18GHz	Jun. 20, 2024	Jun. 19, 2025	Radiation (03CH02-CB)
High Cable	Woken	WCA0929M	40G#5+6	1GHz ~ 40 GHz	Oct. 01, 2024	Sep. 30, 2025	Radiation (03CH02-CB)
Band Rejector	MTJ	6G Band Rejector	BRJ-01	1GHz ~ 7.4GHz	Oct. 02, 2024	Oct. 01, 2025	Radiation (03CH02-CB)
Band Rejector	MTJ	6G Band Rejector	BRJ-02	1GHz ~ 8GHz	Oct. 02, 2024	Oct. 01, 2025	Radiation (03CH02-CB)
Test Software	SPORTON	SENSE-15407 _NII	V5.11. 23	5.15GHz-7.115GHz	N.C.R.	N.C.R.	Radiation (03CH02-CB)
3m Semi Anechoic Chamber VSWR	TDK	SAC-3M	03CH04-CB	1GHz ~18GHz 3m	Feb. 22, 2024	Feb. 21, 2025	Radiation (03CH04-CB)
Horn Antenna	SCHWARZBECK	BBHA 9120 D	BBHA 9120 D 1370	1GHz~18GHz	Jul. 11, 2024	Jul. 10, 2025	Radiation (03CH04-CB)
Horn Antenna	Schwarzbeck	BBHA 9170	BBHA9170252	15GHz ~ 40GHz	Sep. 23, 2024	Sep. 22, 2025	Radiation (03CH04-CB)
Pre-Amplifier	SGH	SGH5265	20211115-1	1~ 26.5GHz	Jan. 17, 2024	Jan. 16, 2025	Radiation (03CH04-CB)
Pre-Amplifier	SGH	SGH184	20221107-3	18GHz ~ 40GHz	Nov. 24, 2023	Nov. 23, 2024	Radiation (03CH04-CB)
Pre-Amplifier	SGH	SGH184	20221107-3	18GHz ~ 40GHz	Nov. 25, 2024	Nov. 24, 2025	Radiation (03CH04-CB)
Spectrum Analyzer	R&S	FSP40	100142	9kHz~40GHz	Mar. 19, 2024	Mar. 18, 2025	Radiation (03CH04-CB
RF Cable-high	Woken	RG402	High Cable-21	1GHz - 18GHz	Oct. 01, 2024	Sep. 30, 2025	Radiation (03CH04-CB)
RF Cable-high	Woken	RG402	High Cable-21+67	1GHz - 18GHz	Oct. 01, 2024	Sep. 30, 2025	Radiation (03CH04-CB)
High Cable	Woken	WCA0929M	40G#5+6	1GHz ~ 40 GHz	Oct. 01, 2024	Sep. 30, 2025	Radiation (03CH04-CB)
Band Rejector	MTJ	6G Band Rejector	BRJ-01	1GHz ~ 7.4GHz	Oct. 02, 2024	Oct. 01, 2025	Radiation (03CH04-CB)
Band Rejector	MTJ	6G Band Rejector	BRJ-02	1GHz ~ 8GHz	Oct. 02, 2024	Oct. 01, 2025	Radiation (03CH04-CB)
Test Software	SPORTON	SENSE-15407 _NII	V5.11. 23	5.15GHz-7.115GHz	N.C.R.	N.C.R.	Radiation (03CH04-CB)
Spectrum analyzer	R&S	FSV40	101027	9kHz~40GHz	Aug. 27, 2024	Aug. 26, 2025	Conducted (TH02-CB)
Power Sensor	Anritsu	MA2411B	1531343	300MHz~40GHz	Aug. 26, 2024	Aug. 25, 2025	Conducted (TH02-CB)

Instrument	Brand	Model No.	Serial No.	Characteristics	Calibration Date	Calibration Due Date	Remark
Power Meter	Anritsu	ML2495A	1728001	300MHz~40GHz	Aug. 26, 2024	Aug. 25, 2025	Conducted (TH02-CB)
RF Cable-high	Woken	RG402	High Cable-01	1 GHz – 18 GHz	Oct. 01, 2024	Sep. 30, 2025	Conducted (TH02-CB)
RF Cable-high	Woken	RG402	High Cable-02	1 GHz – 18 GHz	Oct. 01, 2024	Sep. 30, 2025	Conducted (TH02-CB)
RF Cable-high	Woken	RG402	High Cable-03	1 GHz – 18 GHz	Oct. 01, 2024	Sep. 30, 2025	Conducted (TH02-CB)
RF Cable-high	Woken	RG402	High Cable-04	1 GHz – 18 GHz	Oct. 01, 2024	Sep. 30, 2025	Conducted (TH02-CB)
RF Cable-high	Woken	RG402	High Cable-05	1 GHz – 18 GHz	Oct. 01, 2024	Sep. 30, 2025	Conducted (TH02-CB)
Switch	SPTCB	SP-SWI	SWI-02	1–18 GHz	Oct. 02, 2024	Oct. 01, 2025	Conducted (TH02-CB)
Test Software	SPORTON	SENSE-15407 _NII	V5.11. 23	5.15GHz-7.115GHz	N.C.R.	N.C.R.	Conducted (TH02-CB)

Note: Calibration Interval of instruments listed above is one year.
NCR means Non-Calibration required.

Summary

Mode	Result	Type	Freq (Hz)	Level (dBuV)	Limit (dBuV)	Margin (dB)	Condition
Mode 3	Pass	QP	150k	52.85	66.00	-13.15	Neutral

Mode 3

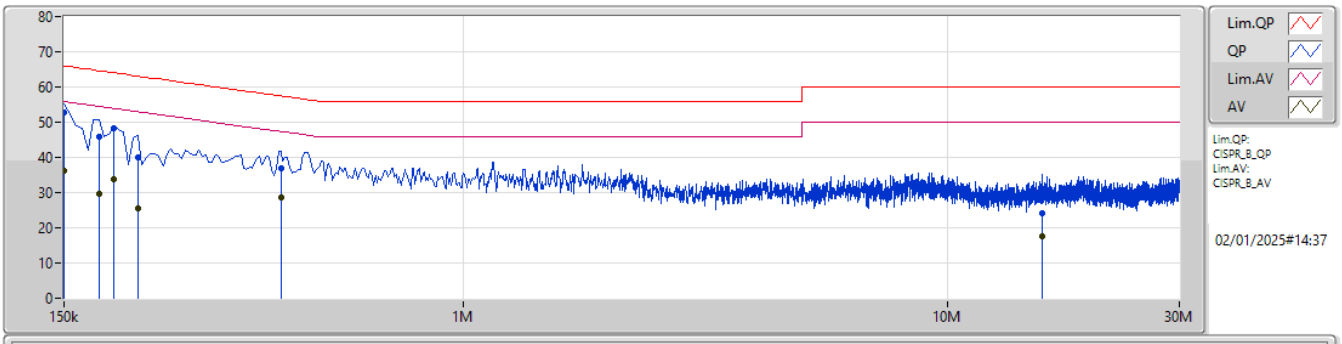

Type	Freq	Level	Limit	Margin	Factor	Condition	Comment	Raw	LISN	CL	AT
	(Hz)	(dBuV)	(dBuV)	(dB)	(dB)			(dBuV)	(dB)	(dB)	(dB)
QP	150k	52.72	66.00	-13.28	10.03	Line	"Worst"	42.69	0.04	0.08	9.91
AV	150k	36.21	56.00	-19.79	10.03	Line	-	26.18	0.04	0.08	9.91
QP	177k	45.77	64.62	-18.85	10.04	Line	-	35.73	0.04	0.07	9.93
AV	177k	29.77	54.62	-24.85	10.04	Line	-	19.73	0.04	0.07	9.93
QP	190.5k	48.23	64.01	-15.78	10.05	Line	-	38.18	0.04	0.07	9.94
AV	190.5k	33.71	54.01	-20.30	10.05	Line	-	23.66	0.04	0.07	9.94
QP	213k	40.09	63.09	-23.00	10.07	Line	-	30.02	0.04	0.07	9.96
AV	213k	25.66	53.09	-27.43	10.07	Line	-	15.59	0.04	0.07	9.96
QP	420k	36.79	57.45	-20.66	10.22	Line	-	26.57	0.05	0.10	10.07
AV	420k	28.47	47.45	-18.98	10.22	Line	-	18.25	0.05	0.10	10.07
QP	15.653M	24.23	60.00	-35.77	10.44	Line	-	13.79	0.28	0.24	9.92
AV	15.653M	17.64	50.00	-32.36	10.44	Line	-	7.20	0.28	0.24	9.92

Mode 3

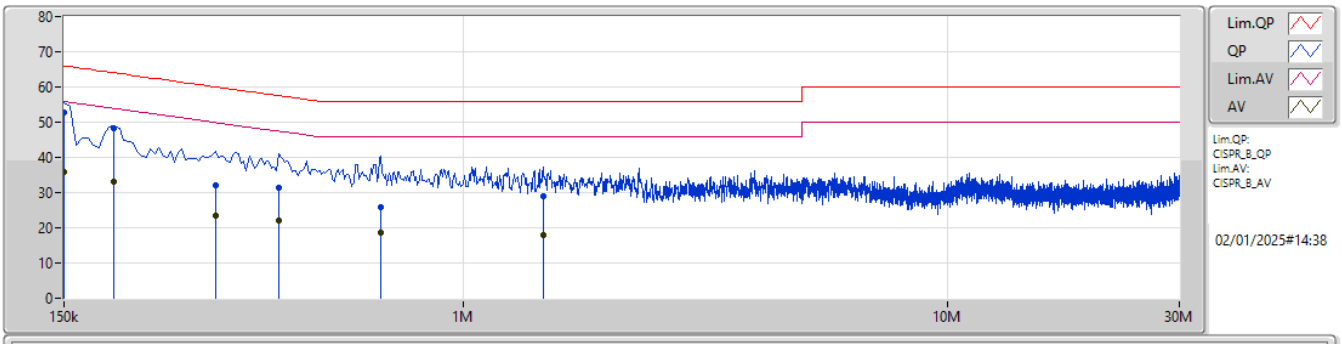

Type	Freq	Level	Limit	Margin	Factor	Condition	Comment	Raw	LISN	CL	AT
	(Hz)	(dBuV)	(dBuV)	(dB)	(dB)			(dBuV)	(dB)	(dB)	(dB)
QP	150k	52.85	66.00	-13.15	10.05	Neutral	"Worst"	42.80	0.06	0.08	9.91
AV	150k	35.79	56.00	-20.21	10.05	Neutral	-	25.74	0.06	0.08	9.91
QP	190.5k	48.29	64.01	-15.72	10.07	Neutral	-	38.22	0.06	0.07	9.94
AV	190.5k	33.10	54.01	-20.91	10.07	Neutral	-	23.03	0.06	0.07	9.94
QP	307.5k	31.92	60.03	-28.11	10.17	Neutral	-	21.75	0.06	0.09	10.02
AV	307.5k	23.33	50.03	-26.70	10.17	Neutral	-	13.16	0.06	0.09	10.02
QP	415.5k	31.29	57.53	-26.24	10.22	Neutral	-	21.07	0.06	0.10	10.06
AV	415.5k	22.24	47.53	-25.29	10.22	Neutral	-	12.02	0.06	0.10	10.06
QP	676.5k	26.00	56.00	-30.00	10.28	Neutral	-	15.72	0.07	0.09	10.12
AV	676.5k	18.78	46.00	-27.22	10.28	Neutral	-	8.50	0.07	0.09	10.12
QP	1.46M	29.00	56.00	-27.00	10.26	Neutral	-	18.74	0.09	0.12	10.05
AV	1.46M	18.00	46.00	-28.00	10.26	Neutral	-	7.74	0.09	0.12	10.05

Summary

Mode	Max-N dB (Hz)	Max-OBW (Hz)	ITU-Code	Min-N dB (Hz)	Min-OBW (Hz)
5.925-6.425GHz	-	-	-	-	-
802.11be EHT20_Nss1,(MCS0)_2TX	22.33M	19.056M	19M1D1D	21.065M	19.007M
802.11be EHT40_Nss1,(MCS0)_2TX	44.22M	37.987M	38M0D1D	42.02M	37.921M
802.11be EHT80_Nss1,(MCS0)_2TX	86.9M	77.735M	77M7D1D	84.04M	77.549M
802.11be EHT160_Nss1,(MCS0)_2TX	169.84M	157.015M	157MD1D	166.76M	156.584M
802.11be EHT320_Nss1,(MCS0)_2TX	337.92M	315.842M	316MD1D	325.6M	314.243M
6.425-6.525GHz	-	-	-	-	-
802.11be EHT20_Nss1,(MCS0)_2TX	22.33M	19.092M	19M1D1D	21.285M	19.003M
802.11be EHT40_Nss1,(MCS0)_2TX	43.89M	38.026M	38M0D1D	42.57M	37.923M
802.11be EHT80_Nss1,(MCS0)_2TX	87.56M	77.607M	77M6D1D	84.92M	77.533M
802.11be EHT160_Nss1,(MCS0)_2TX	168.52M	156.872M	157MD1D	167.64M	156.851M
802.11be EHT320_Nss1,(MCS0)_2TX	336.16M	315.442M	315MD1D	330M	315.442M
6.525-6.875GHz	-	-	-	-	-
802.11be EHT20_Nss1,(MCS0)_2TX	22.66M	19.056M	19M1D1D	21.01M	18.998M
802.11be EHT40_Nss1,(MCS0)_2TX	43.67M	37.988M	38M0D1D	42.02M	37.907M
802.11be EHT80_Nss1,(MCS0)_2TX	88.88M	77.726M	77M7D1D	82.5M	77.528M
802.11be EHT160_Nss1,(MCS0)_2TX	173.36M	157.189M	157MD1D	165.44M	156.676M
802.11be EHT320_Nss1,(MCS0)_2TX	336.16M	315.842M	316MD1D	331.76M	315.042M
6.875-7.125GHz	-	-	-	-	-
802.11be EHT20_Nss1,(MCS0)_2TX	22.88M	19.051M	19M1D1D	21.725M	18.981M
802.11be EHT40_Nss1,(MCS0)_2TX	43.23M	37.966M	38M0D1D	41.91M	37.914M
802.11be EHT80_Nss1,(MCS0)_2TX	86.24M	77.581M	77M6D1D	84.7M	77.5M
802.11be EHT160_Nss1,(MCS0)_2TX	168.96M	156.759M	157MD1D	167.2M	156.751M

Max-N dB = Maximum 6dB down bandwidth for 5.725-5.85GHz band / Maximum 26dB down bandwidth for other band;
Max-OBW = Maximum 99% occupied bandwidth;
Min-N dB = Minimum 6dB down bandwidth for 5.725-5.85GHz band / Maximum 26dB down bandwidth for other band;
Min-OBW = Minimum 99% occupied bandwidth

Result

Mode	Result	Limit (Hz)	Port 1-N dB (Hz)	Port 1-OBW (Hz)	Port 2-N dB (Hz)	Port 2-OBW (Hz)
802.11be EHT20_Nss1,(MCS0)_2TX	-	-	-	-	-	-
5955MHz	Pass	Inf	22.33M	19.007M	21.725M	19.013M
6195MHz	Pass	Inf	21.725M	19.044M	21.065M	19.056M
6415MHz	Pass	Inf	22.33M	19.049M	21.89M	19.015M
6435MHz	Pass	Inf	21.89M	19.02M	21.285M	19.024M
6475MHz	Pass	Inf	22.33M	19.003M	21.67M	19.021M
6515MHz	Pass	Inf	22.165M	19.092M	21.45M	19.035M
6535MHz	Pass	Inf	22.44M	19.004M	21.01M	19.056M
6695MHz	Pass	Inf	22M	19.033M	22.66M	19.035M
6875MHz	Pass	Inf	21.835M	18.998M	21.89M	19.004M
6895MHz	Pass	Inf	22.66M	18.981M	21.945M	19.02M
6995MHz	Pass	Inf	22.825M	19.007M	21.945M	19.029M
7095MHz	Pass	Inf	22.88M	19.026M	22.165M	18.994M
7115MHz	Pass	Inf	21.725M	19.014M	22.055M	19.051M
802.11be EHT40_Nss1,(MCS0)_2TX	-	-	-	-	-	-
5965MHz	Pass	Inf	43.34M	37.953M	42.24M	37.921M
6205MHz	Pass	Inf	42.46M	37.961M	44.22M	37.981M
6405MHz	Pass	Inf	42.02M	37.935M	43.67M	37.987M
6445MHz	Pass	Inf	43.12M	37.923M	43.23M	37.946M
6485MHz	Pass	Inf	43.89M	37.982M	42.57M	37.99M
6525MHz	Pass	Inf	42.68M	38.026M	43.67M	37.98M
6565MHz	Pass	Inf	43.56M	37.978M	42.57M	37.941M
6685MHz	Pass	Inf	43.12M	37.926M	42.13M	37.907M
6885MHz	Pass	Inf	43.67M	37.974M	42.02M	37.988M
6925MHz	Pass	Inf	43.12M	37.946M	41.91M	37.953M
7005MHz	Pass	Inf	43.23M	37.955M	43.23M	37.914M
7085MHz	Pass	Inf	42.68M	37.955M	42.46M	37.966M
802.11be EHT80_Nss1,(MCS0)_2TX	-	-	-	-	-	-
5985MHz	Pass	Inf	86.68M	77.552M	86.02M	77.589M
6225MHz	Pass	Inf	84.04M	77.735M	86.9M	77.549M
6385MHz	Pass	Inf	84.92M	77.632M	86.46M	77.609M
6465MHz	Pass	Inf	86.9M	77.595M	87.56M	77.535M
6545MHz	Pass	Inf	87.56M	77.607M	84.92M	77.533M
6625MHz	Pass	Inf	86.02M	77.726M	86.02M	77.697M
6705MHz	Pass	Inf	88.88M	77.548M	86.9M	77.658M
6785MHz	Pass	Inf	87.78M	77.635M	86.24M	77.595M
6865MHz	Pass	Inf	87.34M	77.718M	82.5M	77.528M
6945MHz	Pass	Inf	84.7M	77.581M	86.24M	77.534M
7025MHz	Pass	Inf	84.92M	77.5M	85.58M	77.537M
802.11be EHT160_Nss1,(MCS0)_2TX	-	-	-	-	-	-
6025MHz	Pass	Inf	169.4M	156.584M	168.52M	156.722M
6185MHz	Pass	Inf	168.08M	156.844M	169.84M	156.876M
6345MHz	Pass	Inf	166.76M	157.015M	167.64M	156.913M
6505MHz	Pass	Inf	168.52M	156.872M	167.64M	156.851M
6665MHz	Pass	Inf	168.52M	156.758M	165.44M	157.189M
6825MHz	Pass	Inf	173.36M	156.849M	169.4M	156.676M
6985MHz	Pass	Inf	167.2M	156.759M	168.96M	156.751M
802.11be EHT320_Nss1,(MCS0)_2TX	-	-	-	-	-	-
6105MHz	Pass	Inf	330M	315.042M	325.6M	314.243M
6265MHz	Pass	Inf	337.92M	315.042M	334.4M	315.842M
6425MHz	Pass	Inf	334.4M	315.042M	333.52M	315.442M
6585MHz	Pass	Inf	336.16M	315.442M	330M	315.442M
6745MHz	Pass	Inf	334.4M	315.842M	336.16M	315.842M
6905MHz	Pass	Inf	331.76M	315.042M	333.52M	315.442M

Port X-N dB = Port X 6dB down bandwidth for 5.725-5.85GHz band / 26dB down bandwidth for other band
Port X-OBW = Port X 99% occupied bandwidth

5.925-6.425GHz_802.11be EHT20_Nss1,(MCS0)_2TX **EBW**

5955MHz

12/11/2024

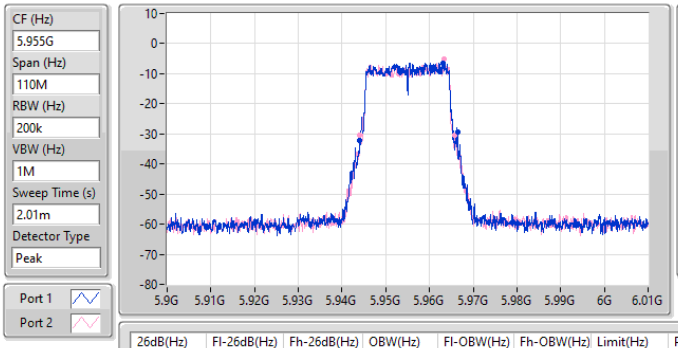

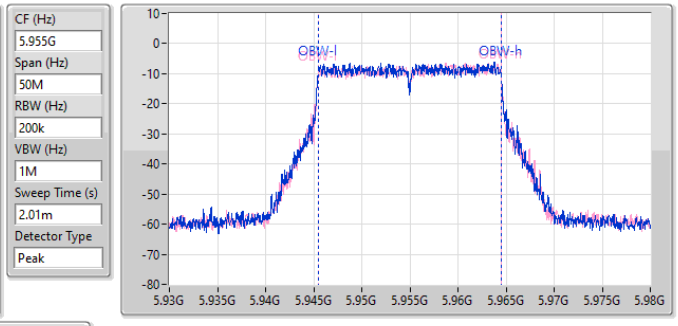

26dB(Hz)	Fl-26dB(Hz)	Fh-26dB(Hz)	OBW(Hz)	Fl-OBW(Hz)	Fh-OBW(Hz)	Limit(Hz)	Port
22.33M	5.944055G	5.966385G	19.007M	5.945469G	5.964476G	Inf	1
21.725M	5.944055G	5.96578G	19.013M	5.945473G	5.964486G	Inf	2

5.925-6.425GHz_802.11be EHT20_Nss1,(MCS0)_2TX **EBW**

6195MHz

12/11/2024

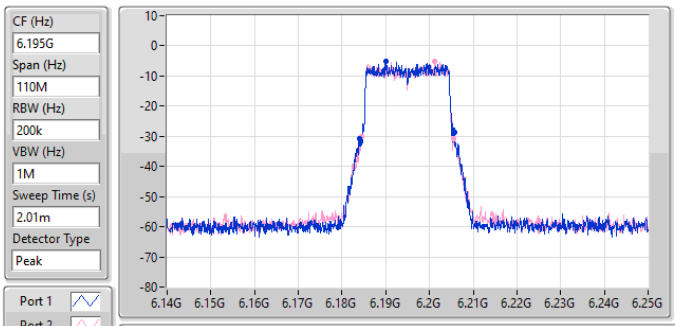

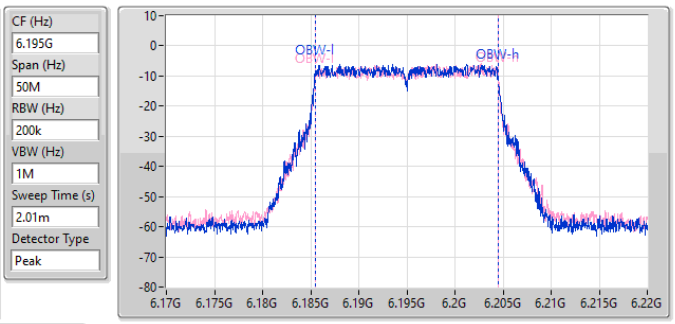

26dB(Hz)	Fl-26dB(Hz)	Fh-26dB(Hz)	OBW(Hz)	Fl-OBW(Hz)	Fh-OBW(Hz)	Limit(Hz)	Port
21.725M	6.184G	6.205725G	19.044M	6.185448G	6.204492G	Inf	1
21.065M	6.18444G	6.205505G	19.056M	6.185458G	6.204514G	Inf	2

5.925-6.425GHz_802.11be EHT20_Nss1,(MCS0)_2TX **EBW**

6415MHz

12/11/2024

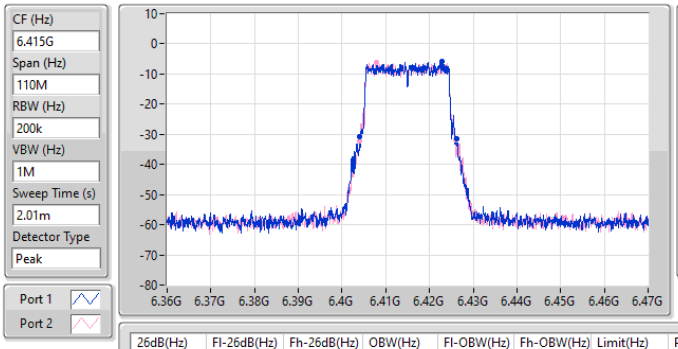

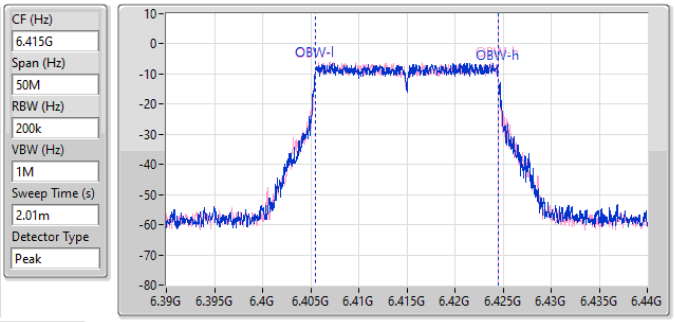

26dB(Hz)	Fl-26dB(Hz)	Fh-26dB(Hz)	OBW(Hz)	Fl-OBW(Hz)	Fh-OBW(Hz)	Limit(Hz)	Port
22.33M	6.403945G	6.426275G	19.049M	6.405462G	6.424511G	Inf	1
21.89M	6.404G	6.42589G	19.015M	6.405466G	6.424481G	Inf	2

6.425-6.525GHz_802.11be EHT20_Nss1,(MCS0)_2TX **EBW**

6435MHz

12/11/2024

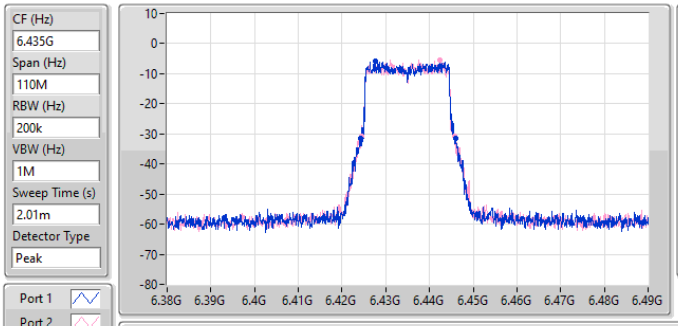

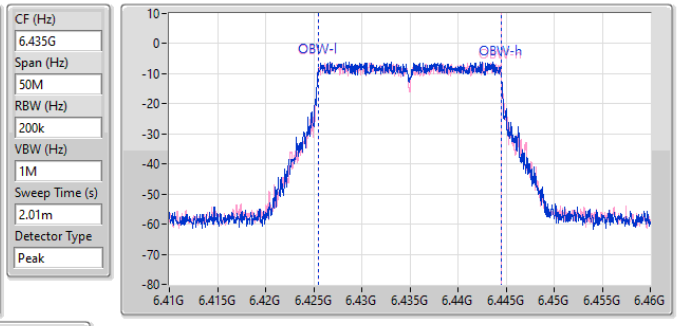

26dB(Hz)	Fl-26dB(Hz)	Fh-26dB(Hz)	OBW(Hz)	Fl-OBW(Hz)	Fh-OBW(Hz)	Limit(Hz)	Port
21.89M	6.42422G	6.44611G	19.02M	6.42545G	6.444469G	Inf	1
21.285M	6.424385G	6.44567G	19.024M	6.42546G	6.444483G	Inf	2

6.425-6.525GHz_802.11be EHT20_Nss1,(MCS0)_2TX **EBW**

6475MHz

12/11/2024

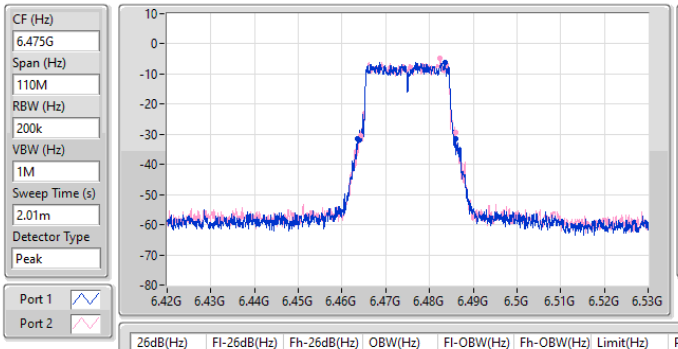

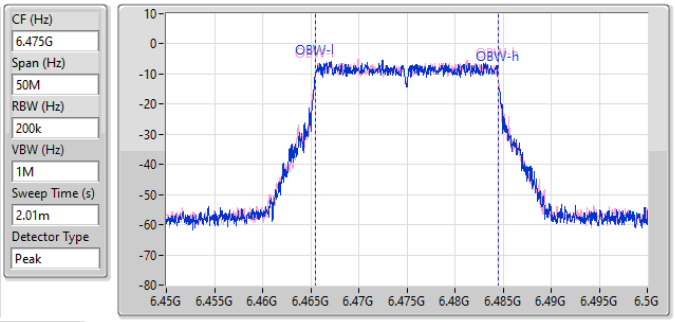

26dB(Hz)	Fl-26dB(Hz)	Fh-26dB(Hz)	OBW(Hz)	Fl-OBW(Hz)	Fh-OBW(Hz)	Limit(Hz)	Port
22.33M	6.463615G	6.485945G	19.003M	6.465469G	6.484472G	Inf	1
21.67M	6.46422G	6.48589G	19.021M	6.465461G	6.484482G	Inf	2

6.425-6.525GHz_802.11be EHT20_Nss1,(MCS0)_2TX **EBW**

6515MHz

12/11/2024

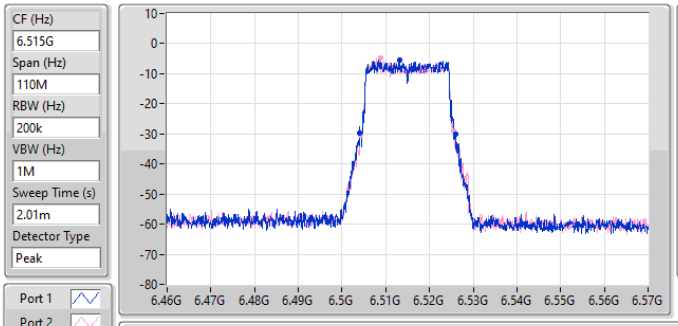

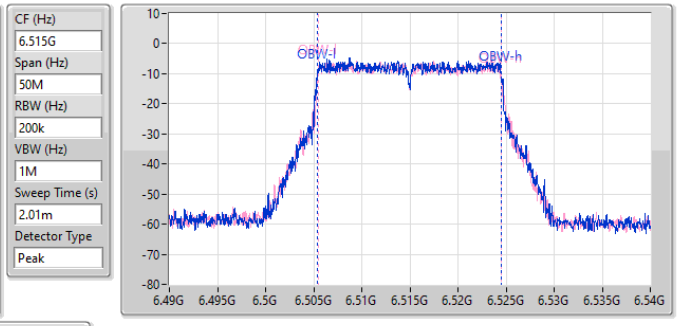

26dB(Hz)	Fl-26dB(Hz)	Fh-26dB(Hz)	OBW(Hz)	Fl-OBW(Hz)	Fh-OBW(Hz)	Limit(Hz)	Port
22.165M	6.503945G	6.52611G	19.092M	6.505409G	6.524501G	Inf	1
21.45M	6.504165G	6.525615G	19.035M	6.505451G	6.524486G	Inf	2

6.525-6.875GHz_802.11be EHT20_Nss1,(MCS0)_2TX **EBW**

6535MHz

12/11/2024

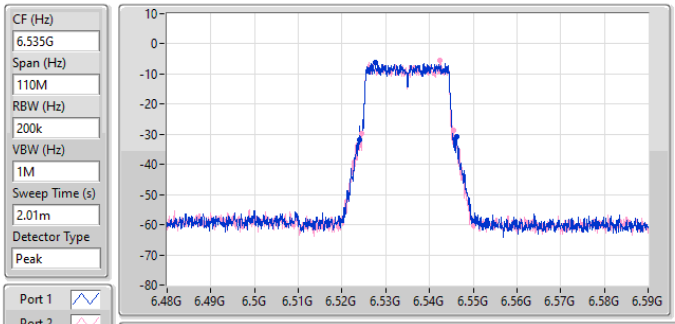

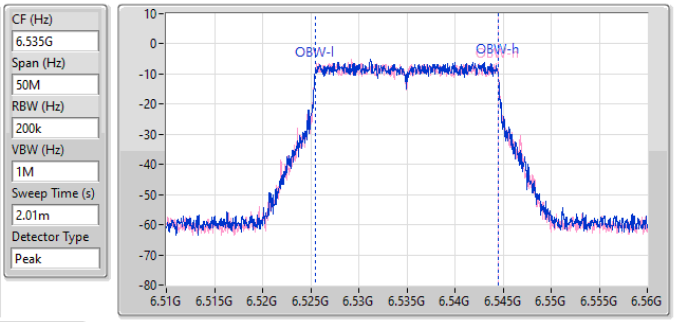

26dB(Hz)	Fl-26dB(Hz)	Fh-26dB(Hz)	OBW(Hz)	Fl-OBW(Hz)	Fh-OBW(Hz)	Limit(Hz)	Port
22.44M	6.52389G	6.54633G	19.004M	6.525466G	6.54447G	Inf	1
21.01M	6.52455G	6.54556G	19.056M	6.52545G	6.544506G	Inf	2

6.525-6.875GHz_802.11be EHT20_Nss1,(MCS0)_2TX **EBW**

6695MHz

12/11/2024

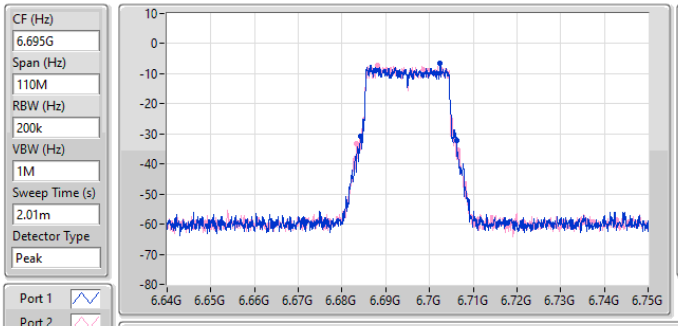

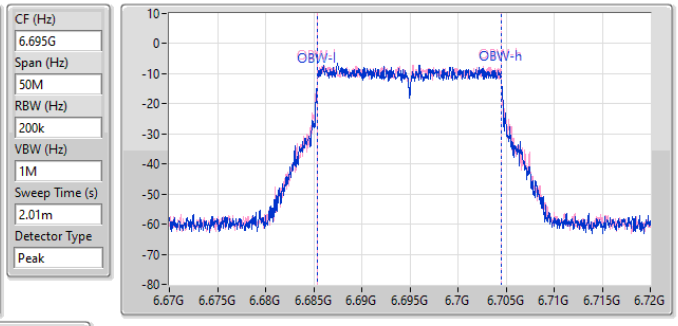

26dB(Hz)	Fl-26dB(Hz)	Fh-26dB(Hz)	OBW(Hz)	Fl-OBW(Hz)	Fh-OBW(Hz)	Limit(Hz)	Port
22M	6.684165G	6.706165G	19.033M	6.68544G	6.704473G	Inf	1
22.66M	6.68323G	6.70589G	19.035M	6.685435G	6.704471G	Inf	2

6.525-6.875GHz_802.11be EHT20_Nss1,(MCS0)_2TX **EBW**

6875MHz

12/11/2024

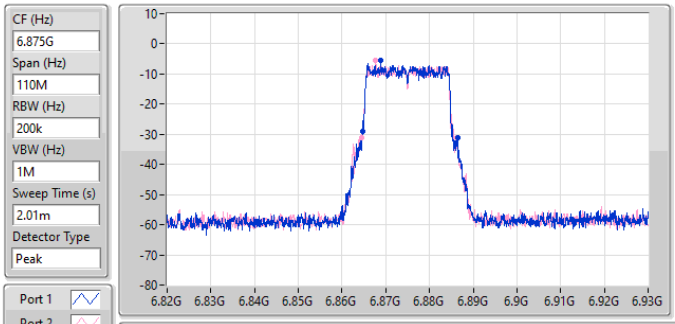

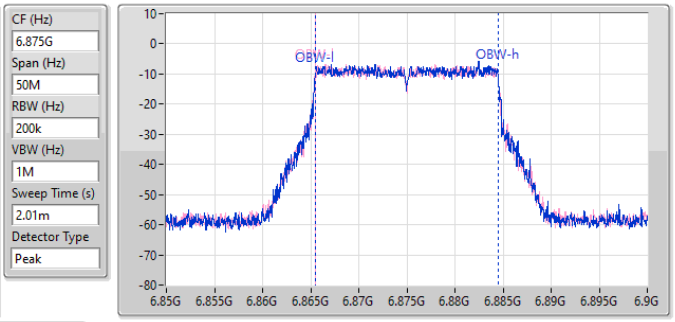

26dB(Hz)	Fl-26dB(Hz)	Fh-26dB(Hz)	OBW(Hz)	Fl-OBW(Hz)	Fh-OBW(Hz)	Limit(Hz)	Port
21.835M	6.864605G	6.88644G	18.998M	6.865466G	6.884464G	Inf	1
21.89M	6.864385G	6.886275G	19.004M	6.86546G	6.884464G	Inf	2

6.875-7.125GHz_802.11be EHT20_Nss1,(MCS0)_2TX **EBW**

6895MHz

12/11/2024

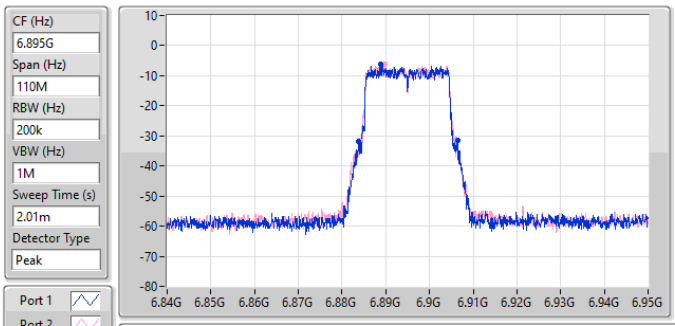

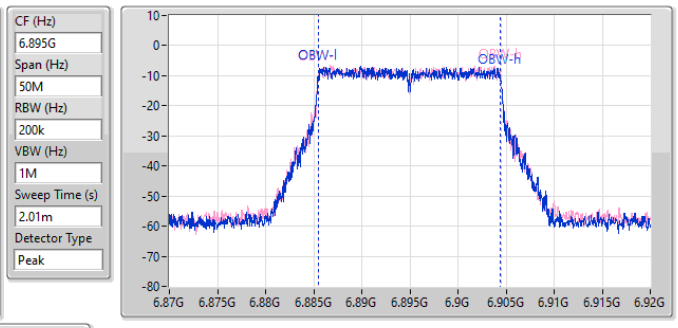

26dB(Hz)	Fl-26dB(Hz)	Fh-26dB(Hz)	OBW(Hz)	Fl-OBW(Hz)	Fh-OBW(Hz)	Limit(Hz)	Port
22.66M	6.883725G	6.906385G	18.981M	6.885466G	6.904447G	Inf	1
21.945M	6.883945G	6.90589G	19.02M	6.885461G	6.90448G	Inf	2

6.875-7.125GHz_802.11be EHT20_Nss1,(MCS0)_2TX **EBW**

6995MHz

12/11/2024

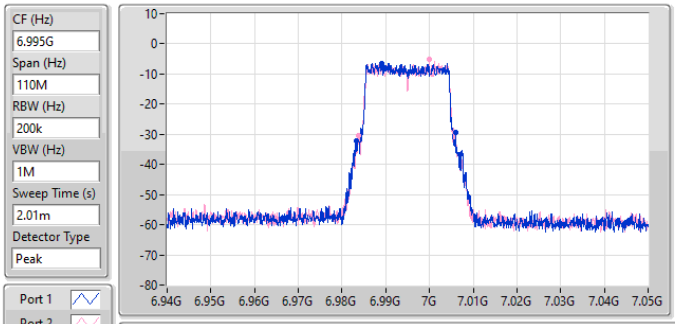

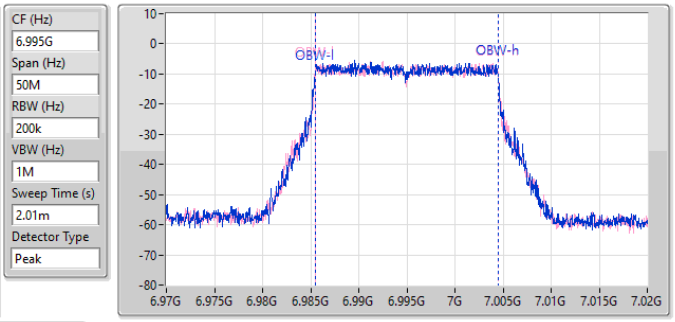

26dB(Hz)	Fl-26dB(Hz)	Fh-26dB(Hz)	OBW(Hz)	Fl-OBW(Hz)	Fh-OBW(Hz)	Limit(Hz)	Port
22.825M	6.983175G	7.006G	19.007M	6.985449G	7.004457G	Inf	1
21.945M	6.983835G	7.00578G	19.029M	6.985452G	7.004481G	Inf	2

6.875-7.125GHz_802.11be EHT20_Nss1,(MCS0)_2TX **EBW**

7095MHz

12/11/2024

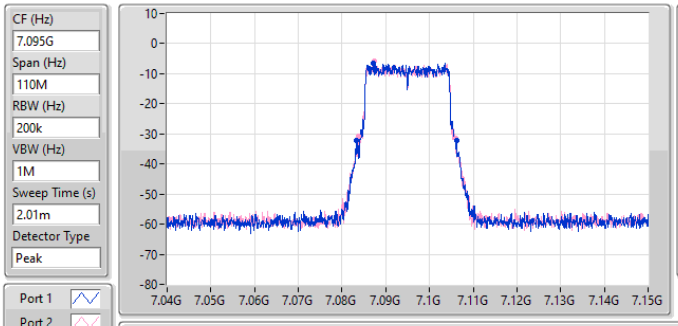

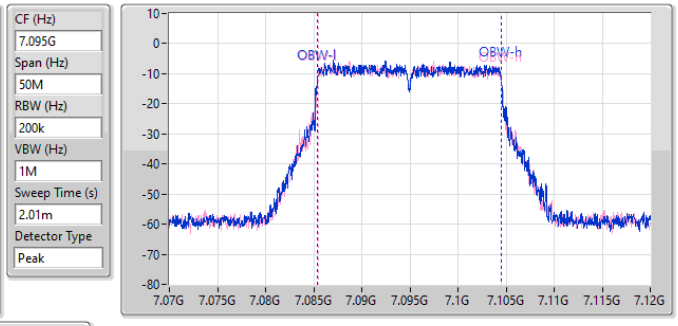

26dB(Hz)	Fl-26dB(Hz)	Fh-26dB(Hz)	OBW(Hz)	Fl-OBW(Hz)	Fh-OBW(Hz)	Limit(Hz)	Port
22.88M	7.08334G	7.10622G	19.026M	7.085434G	7.10446G	Inf	1
22.165M	7.083835G	7.106G	18.994M	7.085461G	7.104455G	Inf	2

6.875-7.125GHz_802.11be EHT20_Nss1,(MCS0)_2TX **EBW**

7115MHz

12/11/2024

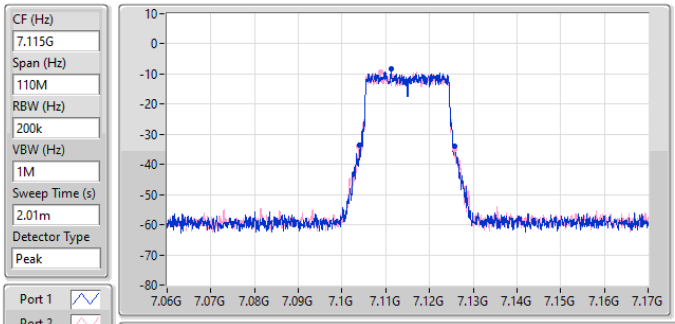

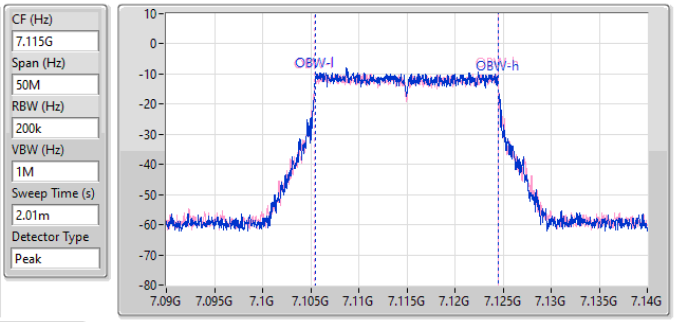

26dB(Hz)	Fl-26dB(Hz)	Fh-26dB(Hz)	OBW(Hz)	Fl-OBW(Hz)	Fh-OBW(Hz)	Limit(Hz)	Port
21.725M	7.104055G	7.12578G	19.014M	7.105453G	7.124467G	Inf	1
22.055M	7.10378G	7.125835G	19.051M	7.10543G	7.124481G	Inf	2

5.925-6.425GHz_802.11be EHT40_Nss1,(MCS0)_2TX **EBW**

5965MHz

12/11/2024

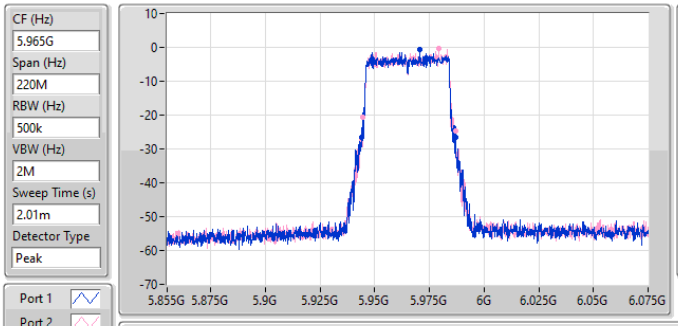

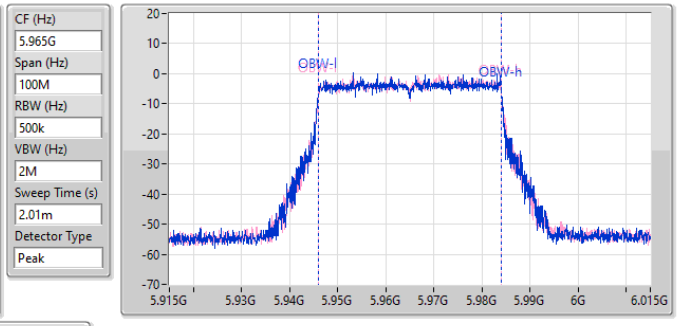

26dB(Hz)	Fl-26dB(Hz)	Fh-26dB(Hz)	OBW(Hz)	Fl-OBW(Hz)	Fh-OBW(Hz)	Limit(Hz)	Port
43.34M	5.94377G	5.98711G	37.953M	5.946015G	5.983968G	Inf	1
42.24M	5.94454G	5.98678G	37.921M	5.946076G	5.983997G	Inf	2

5.925-6.425GHz_802.11be EHT40_Nss1,(MCS0)_2TX **EBW**

6205MHz

12/11/2024

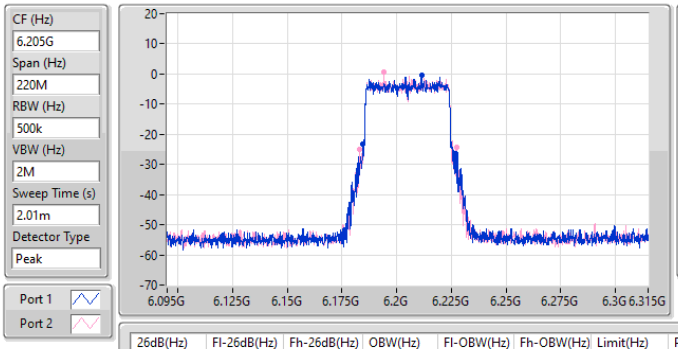

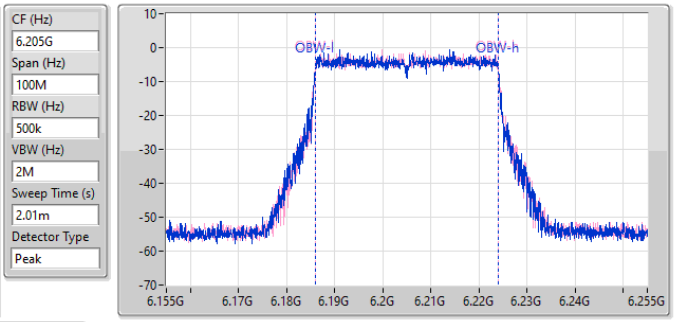

26dB(Hz)	Fl-26dB(Hz)	Fh-26dB(Hz)	OBW(Hz)	Fl-OBW(Hz)	Fh-OBW(Hz)	Limit(Hz)	Port
42.46M	6.18432G	6.22678G	37.961M	6.185993G	6.223954G	Inf	1
44.22M	6.18311G	6.22733G	37.981M	6.185981G	6.223962G	Inf	2

5.925-6.425GHz_802.11be EHT40_Nss1,(MCS0)_2TX **EBW**

6405MHz

12/11/2024

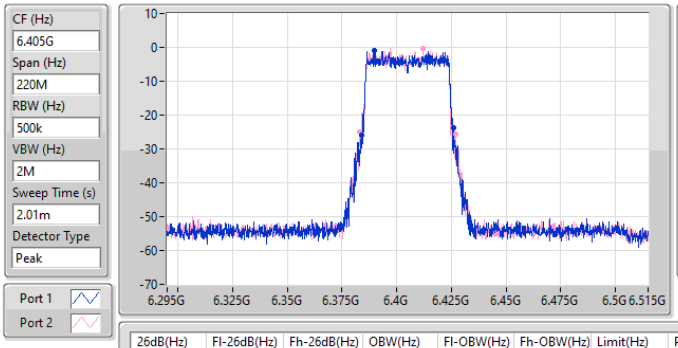

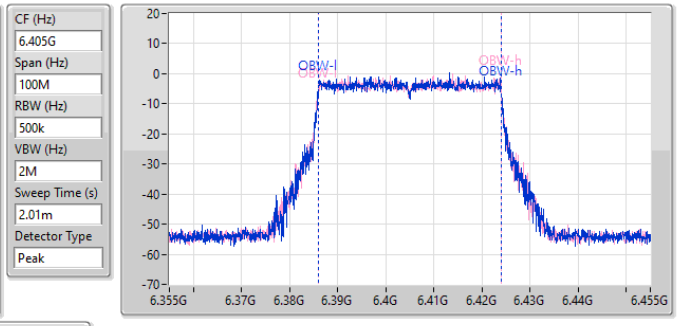

26dB(Hz)	Fl-26dB(Hz)	Fh-26dB(Hz)	OBW(Hz)	Fl-OBW(Hz)	Fh-OBW(Hz)	Limit(Hz)	Port
42.02M	6.38399G	6.42601G	37.935M	6.385992G	6.423927G	Inf	1
43.67M	6.38322G	6.42689G	37.987M	6.385973G	6.42396G	Inf	2

6.425-6.525GHz_802.11be EHT40_Nss1,(MCS0)_2TX **EBW**

6445MHz

12/11/2024

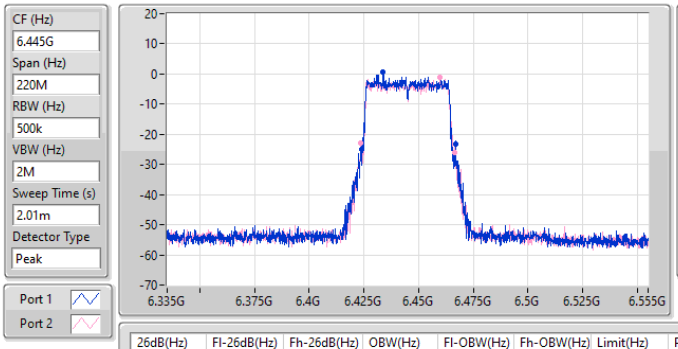

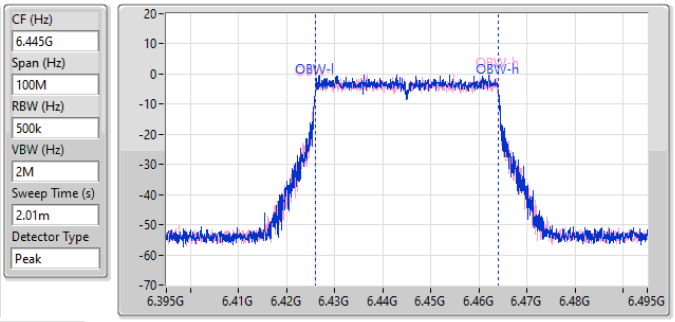

26dB(Hz)	Fl-26dB(Hz)	Fh-26dB(Hz)	OBW(Hz)	Fl-OBW(Hz)	Fh-OBW(Hz)	Limit(Hz)	Port
43.12M	6.42388G	6.467G	37.923M	6.426022G	6.463945G	Inf	1
43.23M	6.42344G	6.46667G	37.946M	6.426003G	6.463949G	Inf	2

6.425-6.525GHz_802.11be EHT40_Nss1,(MCS0)_2TX **EBW**

6485MHz

12/11/2024

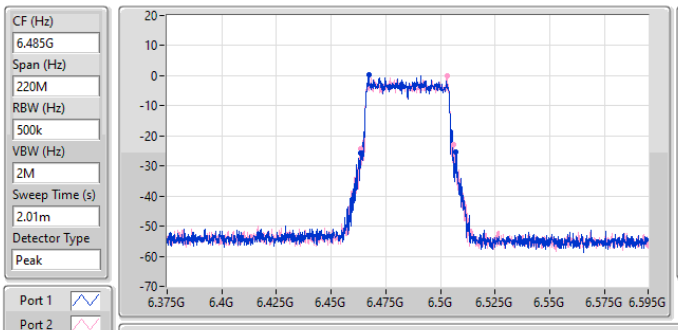

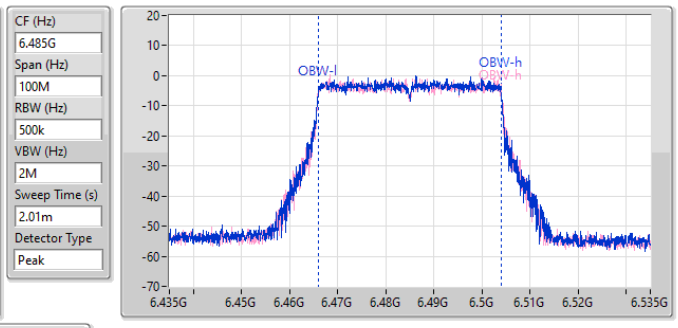

26dB(Hz)	Fl-26dB(Hz)	Fh-26dB(Hz)	OBW(Hz)	Fl-OBW(Hz)	Fh-OBW(Hz)	Limit(Hz)	Port
43.89M	6.46333G	6.50722G	37.982M	6.465982G	6.503964G	Inf	1
42.57M	6.46366G	6.50623G	37.99M	6.465979G	6.503969G	Inf	2

6.425-6.525GHz_802.11be EHT40_Nss1,(MCS0)_2TX **EBW**

6525MHz

12/11/2024

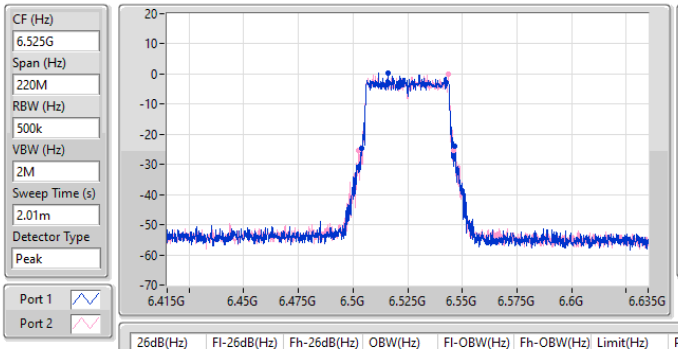

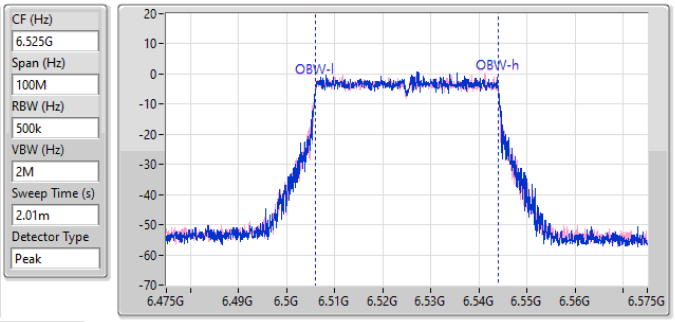

26dB(Hz)	Fl-26dB(Hz)	Fh-26dB(Hz)	OBW(Hz)	Fl-OBW(Hz)	Fh-OBW(Hz)	Limit(Hz)	Port
42.68M	6.50399G	6.54667G	38.026M	6.505987G	6.544013G	Inf	1
43.67M	6.50256G	6.54623G	37.98M	6.505969G	6.54395G	Inf	2

6.525-6.875GHz_802.11be EHT40_Nss1,(MCS0)_2TX **EBW**

6565MHz

12/11/2024

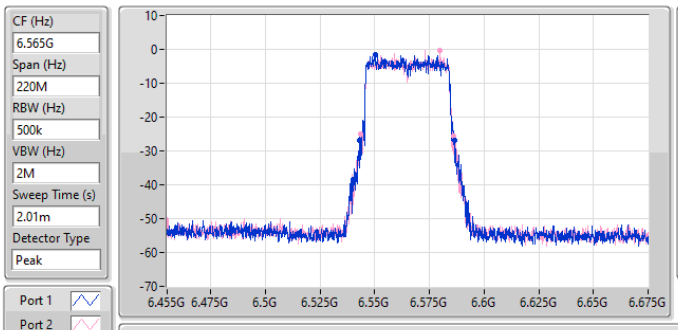

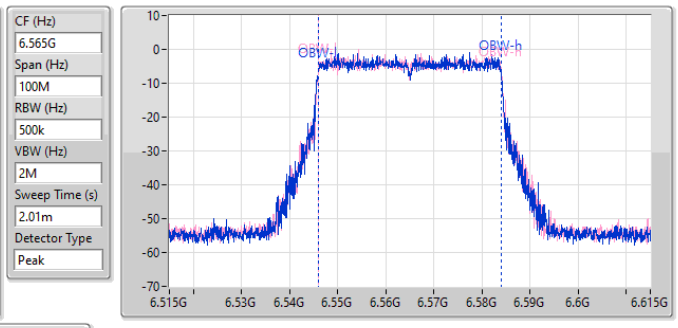

26dB(Hz)	Fl-26dB(Hz)	Fh-26dB(Hz)	OBW(Hz)	Fl-OBW(Hz)	Fh-OBW(Hz)	Limit(Hz)	Port
43.56M	6.54311G	6.58667G	37.978M	6.545928G	6.583906G	Inf	1
42.57M	6.54344G	6.58601G	37.941M	6.545994G	6.583936G	Inf	2

6.525-6.875GHz_802.11be EHT40_Nss1,(MCS0)_2TX **EBW**

6685MHz

12/11/2024

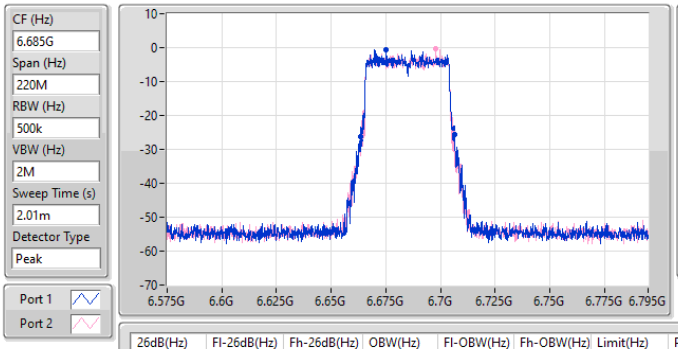

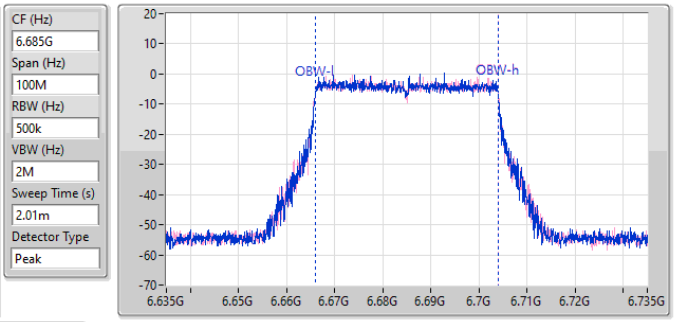

26dB(Hz)	Fl-26dB(Hz)	Fh-26dB(Hz)	OBW(Hz)	Fl-OBW(Hz)	Fh-OBW(Hz)	Limit(Hz)	Port
43.12M	6.66344G	6.70656G	37.926M	6.666007G	6.703933G	Inf	1
42.13M	6.66377G	6.7059G	37.907M	6.666005G	6.703912G	Inf	2

6.525-6.875GHz_802.11be EHT40_Nss1,(MCS0)_2TX **EBW**

6885MHz

12/11/2024

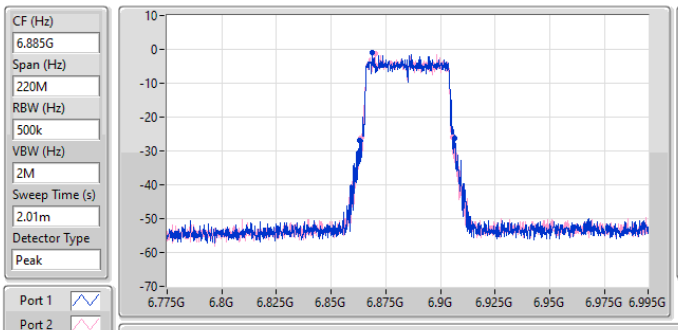

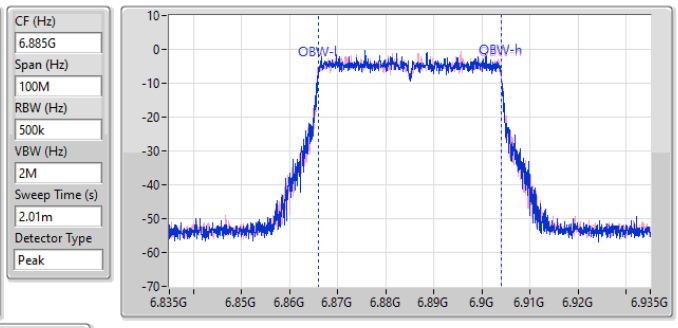

26dB(Hz)	Fl-26dB(Hz)	Fh-26dB(Hz)	OBW(Hz)	Fl-OBW(Hz)	Fh-OBW(Hz)	Limit(Hz)	Port
43.67M	6.86278G	6.90645G	37.974M	6.865939G	6.903914G	Inf	1
42.02M	6.86355G	6.90557G	37.988M	6.865947G	6.903935G	Inf	2

6.875-7.125GHz_802.11be EHT40_Nss1,(MCS0)_2TX **EBW**

6925MHz

12/11/2024

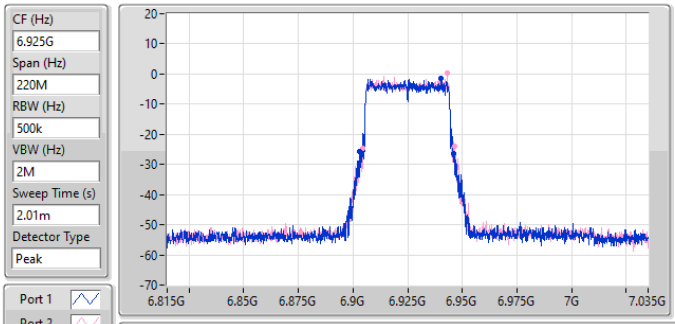

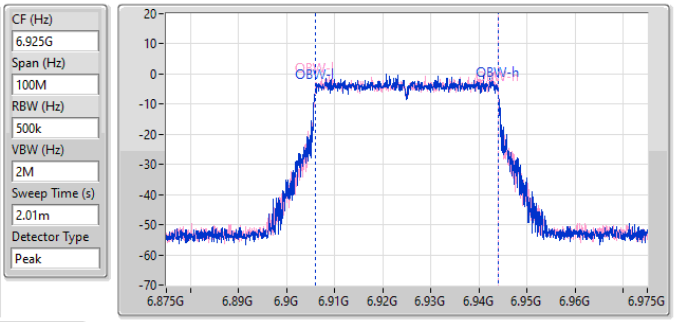

26dB(Hz)	Fl-26dB(Hz)	Fh-26dB(Hz)	OBW(Hz)	Fl-OBW(Hz)	Fh-OBW(Hz)	Limit(Hz)	Port
43.12M	6.90311G	6.94623G	37.946M	6.905981G	6.943927G	Inf	1
41.91M	6.90443G	6.94634G	37.953M	6.906002G	6.943955G	Inf	2

6.875-7.125GHz_802.11be EHT40_Nss1,(MCS0)_2TX **EBW**

7005MHz

12/11/2024

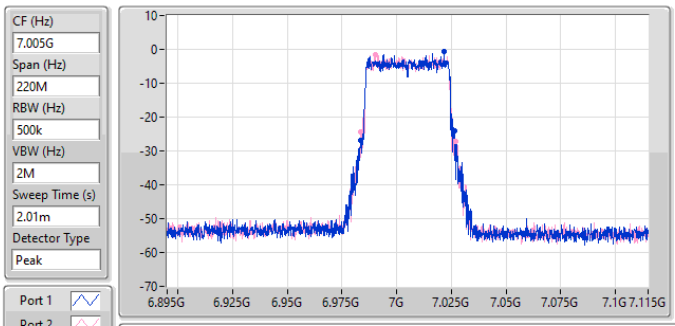

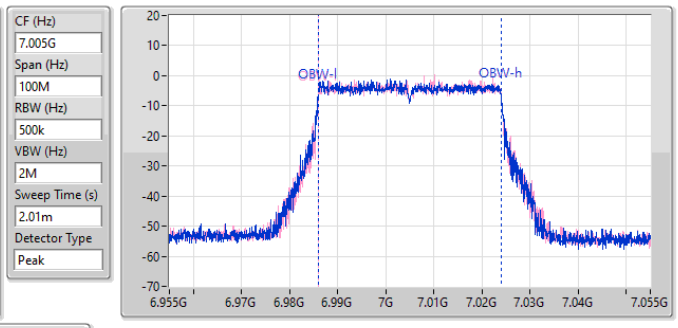

26dB(Hz)	Fl-26dB(Hz)	Fh-26dB(Hz)	OBW(Hz)	Fl-OBW(Hz)	Fh-OBW(Hz)	Limit(Hz)	Port
43.23M	6.98333G	7.02656G	37.955M	6.986005G	7.023959G	Inf	1
43.23M	6.98366G	7.02689G	37.914M	6.986045G	7.023959G	Inf	2

6.875-7.125GHz_802.11be EHT40_Nss1,(MCS0)_2TX **EBW**

7085MHz

12/11/2024

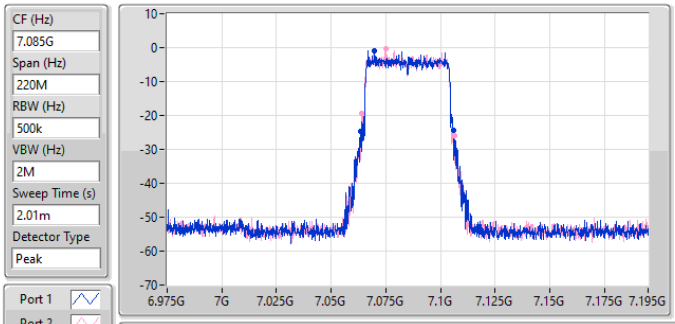

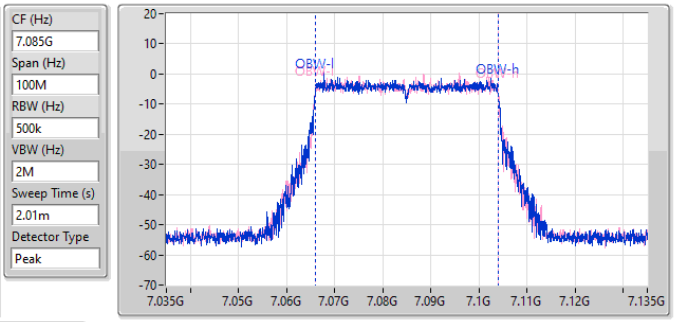

26dB(Hz)	Fl-26dB(Hz)	Fh-26dB(Hz)	OBW(Hz)	Fl-OBW(Hz)	Fh-OBW(Hz)	Limit(Hz)	Port
42.68M	7.06333G	7.10601G	37.955M	7.065957G	7.103912G	Inf	1
42.46M	7.06399G	7.10645G	37.966M	7.065978G	7.103943G	Inf	2

5.925-6.425GHz_802.11be EHT80_Nss1,(MCS0)_2TX **EBW**

5985MHz

12/11/2024

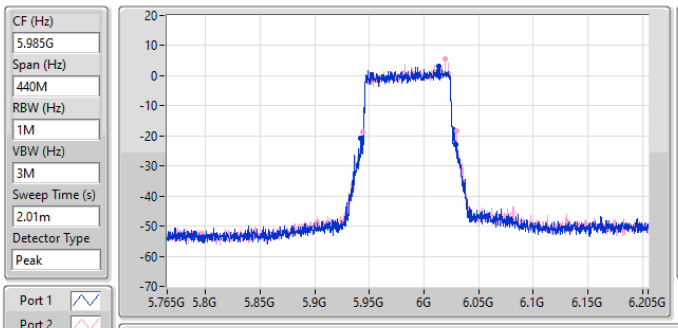

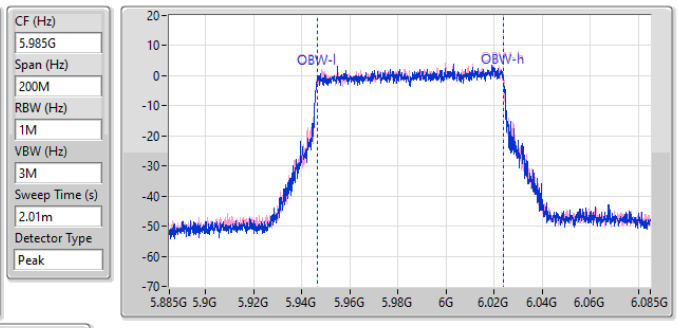

26dB(Hz)	Fl-26dB(Hz)	Fh-26dB(Hz)	OBW(Hz)	Fl-OBW(Hz)	Fh-OBW(Hz)	Limit(Hz)	Port
86.68M	5.94232G	6.029G	77.552M	5.946375G	6.023927G	Inf	1
86.02M	5.94408G	6.0301G	77.589M	5.946401G	6.02399G	Inf	2

5.925-6.425GHz_802.11be EHT80_Nss1,(MCS0)_2TX **EBW**

6225MHz

12/11/2024

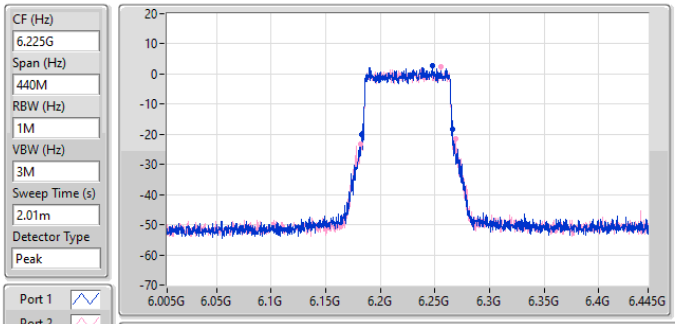

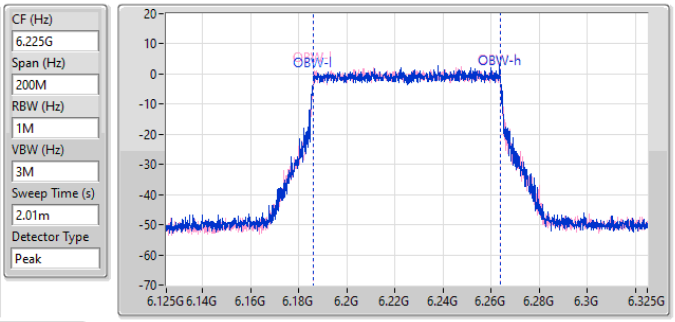

26dB(Hz)	Fl-26dB(Hz)	Fh-26dB(Hz)	OBW(Hz)	Fl-OBW(Hz)	Fh-OBW(Hz)	Limit(Hz)	Port
84.04M	6.18254G	6.26658G	77.735M	6.186119G	6.263854G	Inf	1
86.9M	6.18166G	6.26856G	77.549M	6.186159G	6.263708G	Inf	2

5.925-6.425GHz_802.11be EHT80_Nss1,(MCS0)_2TX **EBW**

6385MHz

12/11/2024

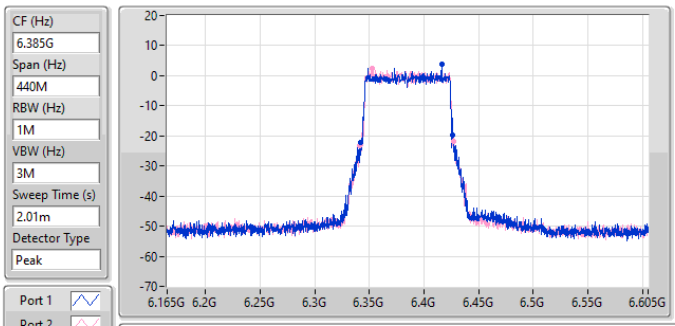

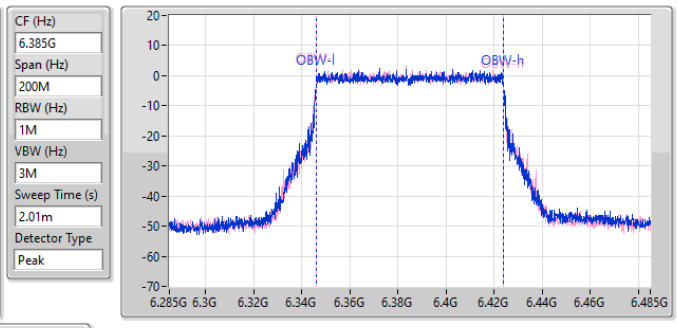

26dB(Hz)	Fl-26dB(Hz)	Fh-26dB(Hz)	OBW(Hz)	Fl-OBW(Hz)	Fh-OBW(Hz)	Limit(Hz)	Port
84.92M	6.34166G	6.42658G	77.632M	6.346154G	6.423786G	Inf	1
86.46M	6.341G	6.42746G	77.609M	6.346129G	6.423738G	Inf	2

6.425-6.525GHz_802.11be EHT80_Nss1,(MCS0)_2TX **EBW**

6465MHz

12/11/2024

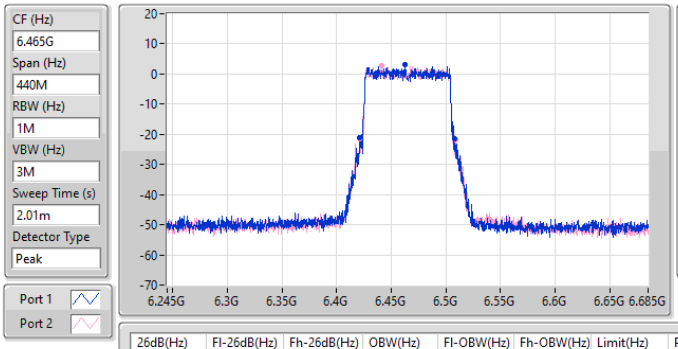

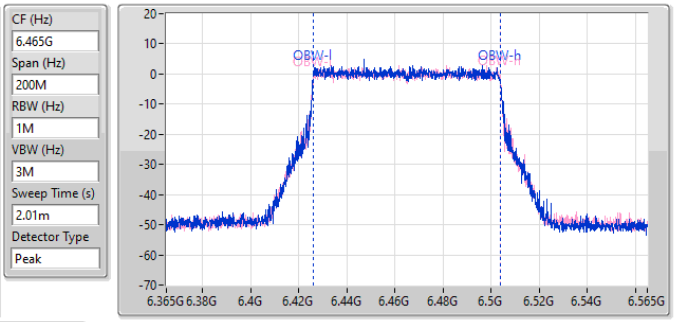

26dB(Hz)	Fl-26dB(Hz)	Fh-26dB(Hz)	OBW(Hz)	Fl-OBW(Hz)	Fh-OBW(Hz)	Limit(Hz)	Port
86.9M	6.42122G	6.50812G	77.595M	6.426125G	6.503719G	Inf	1
87.56M	6.421G	6.50856G	77.535M	6.426221G	6.503756G	Inf	2

6.425-6.525GHz_802.11be EHT80_Nss1,(MCS0)_2TX **EBW**

6545MHz

12/11/2024

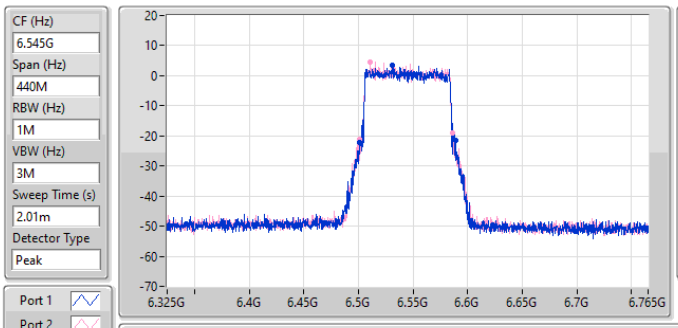

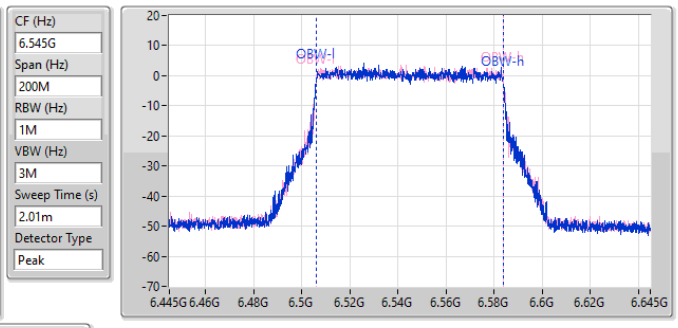

26dB(Hz)	Fl-26dB(Hz)	Fh-26dB(Hz)	OBW(Hz)	Fl-OBW(Hz)	Fh-OBW(Hz)	Limit(Hz)	Port
87.56M	6.50122G	6.58878G	77.607M	6.5061G	6.583707G	Inf	1
84.92M	6.50122G	6.58614G	77.533M	6.506195G	6.583728G	Inf	2

6.525-6.875GHz_802.11be EHT80_Nss1,(MCS0)_2TX **EBW**

6625MHz

12/11/2024

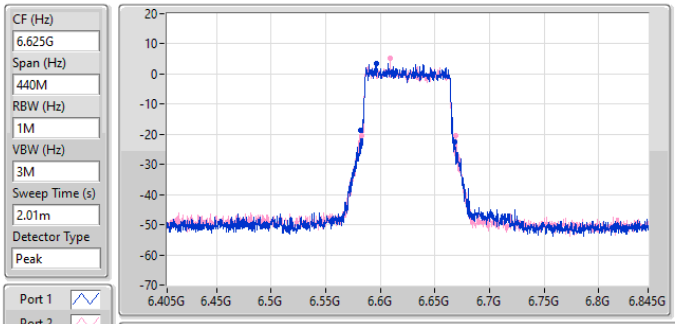

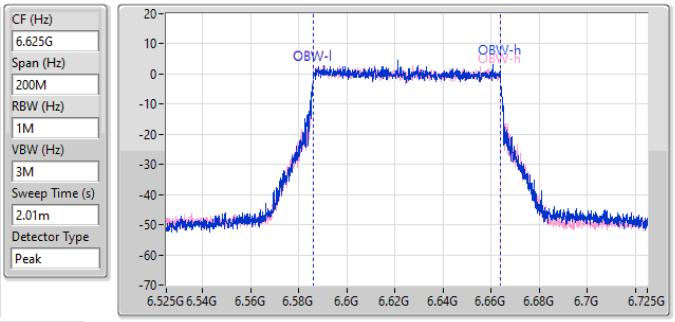

26dB(Hz)	Fl-26dB(Hz)	Fh-26dB(Hz)	OBW(Hz)	Fl-OBW(Hz)	Fh-OBW(Hz)	Limit(Hz)	Port
86.02M	6.5821G	6.66812G	77.726M	6.586073G	6.663799G	Inf	1
86.02M	6.58254G	6.66856G	77.697M	6.586112G	6.663809G	Inf	2

6.525-6.875GHz_802.11be EHT80_Nss1,(MCS0)_2TX **EBW**

6705MHz

12/11/2024

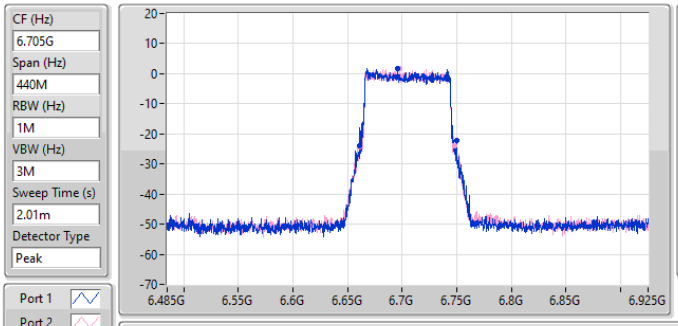

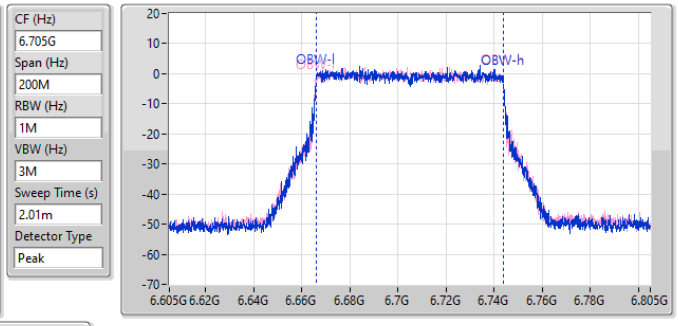

26dB(Hz)	Fl-26dB(Hz)	Fh-26dB(Hz)	OBW(Hz)	Fl-OBW(Hz)	Fh-OBW(Hz)	Limit(Hz)	Port
88.88M	6.66078G	6.74966G	77.548M	6.666182G	6.74373G	Inf	1
86.9M	6.661G	6.7479G	77.658M	6.66606G	6.743717G	Inf	2

6.525-6.875GHz_802.11be EHT80_Nss1,(MCS0)_2TX **EBW**

6785MHz

12/11/2024

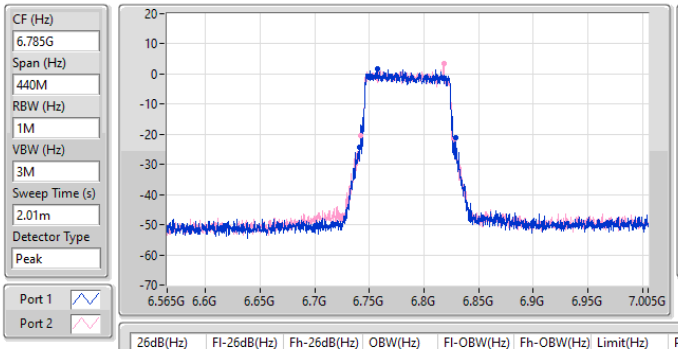

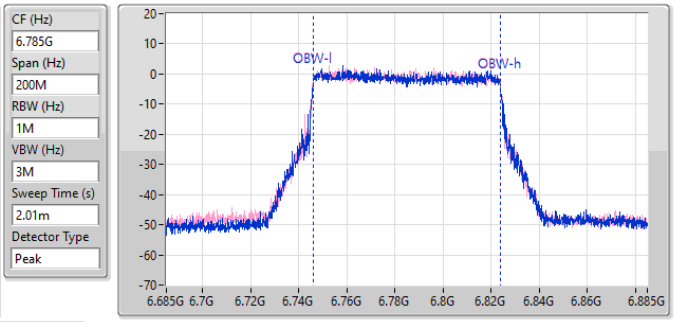

26dB(Hz)	Fl-26dB(Hz)	Fh-26dB(Hz)	OBW(Hz)	Fl-OBW(Hz)	Fh-OBW(Hz)	Limit(Hz)	Port
87.78M	6.74144G	6.82922G	77.635M	6.746133G	6.823768G	Inf	1
86.24M	6.74188G	6.82812G	77.595M	6.746087G	6.823681G	Inf	2

6.525-6.875GHz_802.11be EHT80_Nss1,(MCS0)_2TX **EBW**

6865MHz

12/11/2024

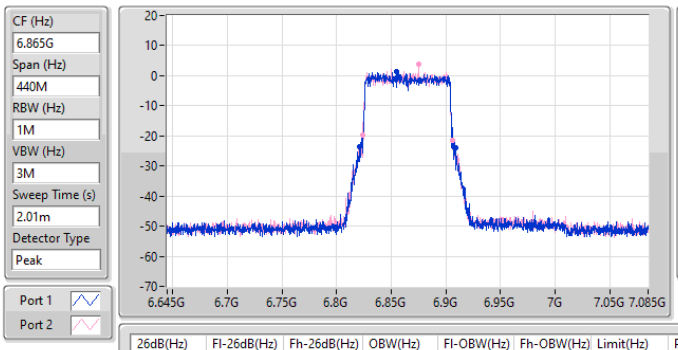

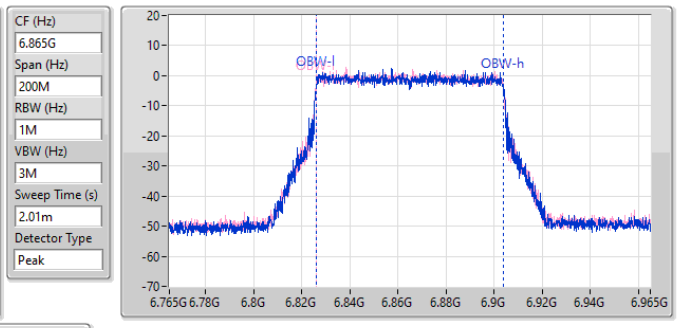

26dB(Hz)	Fl-26dB(Hz)	Fh-26dB(Hz)	OBW(Hz)	Fl-OBW(Hz)	Fh-OBW(Hz)	Limit(Hz)	Port
87.34M	6.82144G	6.90878G	77.718M	6.826129G	6.903848G	Inf	1
82.5M	6.82386G	6.90636G	77.528M	6.826189G	6.903717G	Inf	2

6.875-7.125GHz_802.11be EHT80_Nss1,(MCS0)_2TX **EBW**

6945MHz

12/11/2024

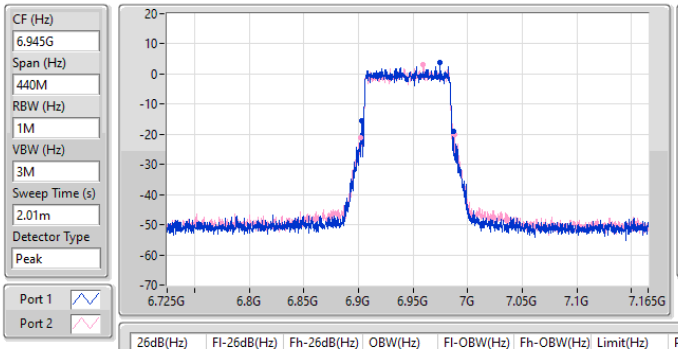

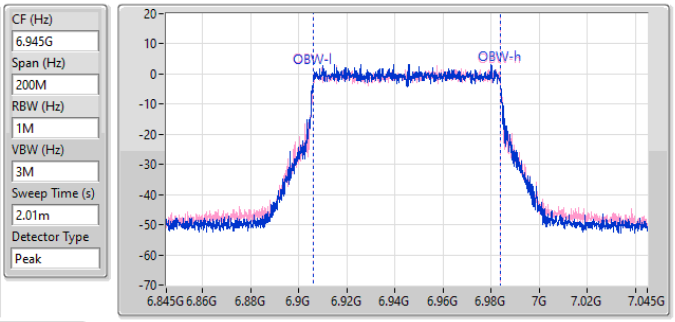

26dB(Hz)	Fl-26dB(Hz)	Fh-26dB(Hz)	OBW(Hz)	Fl-OBW(Hz)	Fh-OBW(Hz)	Limit(Hz)	Port
84.7M	6.90254G	6.98724G	77.581M	6.906115G	6.983695G	Inf	1
86.24M	6.9021G	6.98834G	77.534M	6.906201G	6.983735G	Inf	2

6.875-7.125GHz_802.11be EHT80_Nss1,(MCS0)_2TX **EBW**

7025MHz

12/11/2024

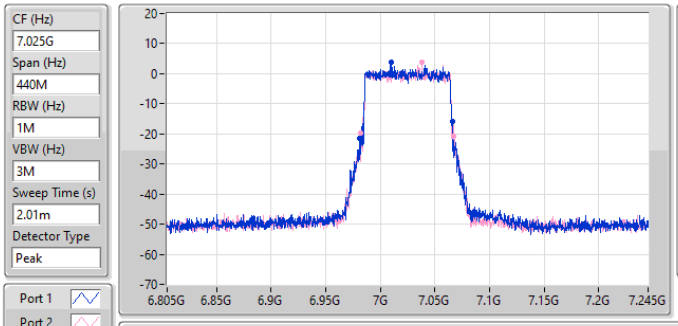

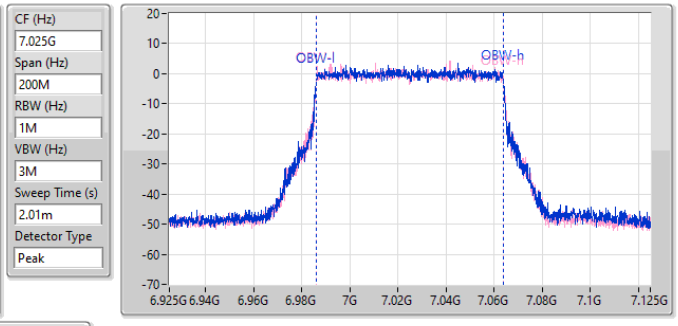

26dB(Hz)	Fl-26dB(Hz)	Fh-26dB(Hz)	OBW(Hz)	Fl-OBW(Hz)	Fh-OBW(Hz)	Limit(Hz)	Port
84.92M	6.98122G	7.06614G	77.5M	6.986212G	7.063712G	Inf	1
85.58M	6.98188G	7.06746G	77.537M	6.986156G	7.063693G	Inf	2

5.925-6.425GHz_802.11be EHT160_Nss1,(MCS0)_2TX **EBW**

6025MHz

12/11/2024

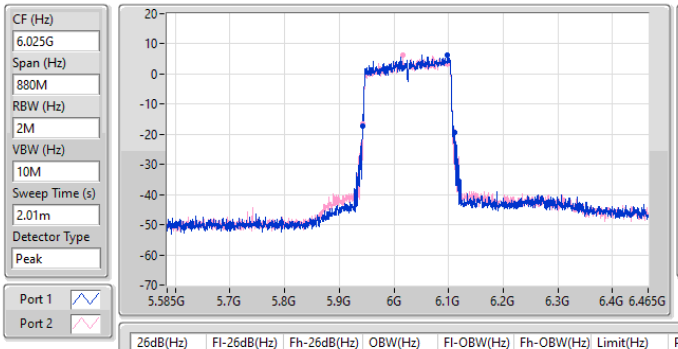

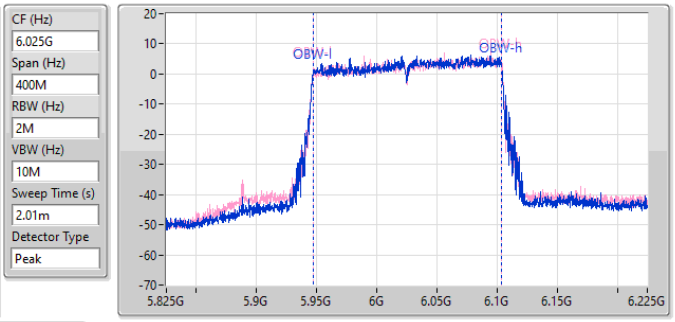

26dB(Hz)	Fl-26dB(Hz)	Fh-26dB(Hz)	OBW(Hz)	Fl-OBW(Hz)	Fh-OBW(Hz)	Limit(Hz)	Port
169.4M	5.94184G	6.11124G	156.584M	5.947194G	6.103779G	Inf	1
168.52M	5.94272G	6.11124G	156.722M	5.947274G	6.103996G	Inf	2

5.925-6.425GHz_802.11be EHT160_Nss1,(MCS0)_2TX **EBW**

6185MHz

12/11/2024

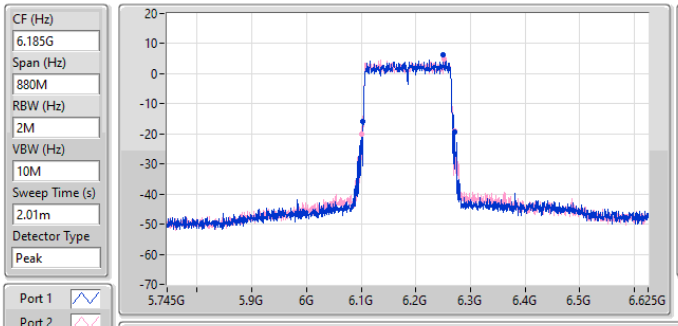

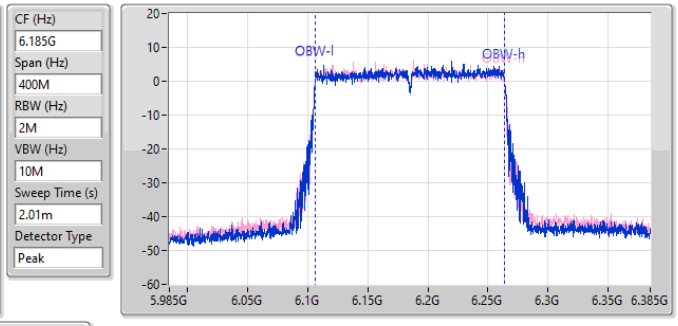

26dB(Hz)	Fl-26dB(Hz)	Fh-26dB(Hz)	OBW(Hz)	Fl-OBW(Hz)	Fh-OBW(Hz)	Limit(Hz)	Port
168.08M	6.10272G	6.2708G	156.844M	6.106667G	6.263511G	Inf	1
169.84M	6.10052G	6.27036G	156.876M	6.106543G	6.263419G	Inf	2

5.925-6.425GHz_802.11be EHT160_Nss1,(MCS0)_2TX **EBW**

6345MHz

12/11/2024

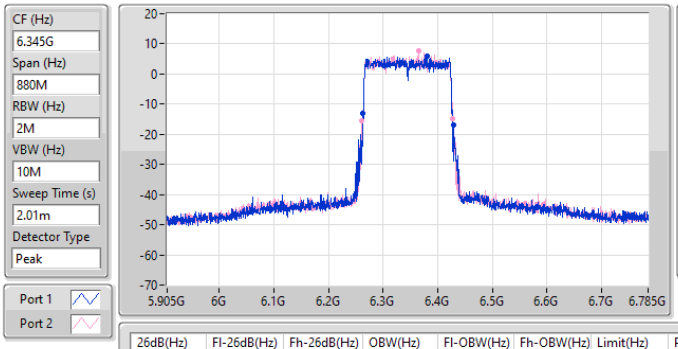

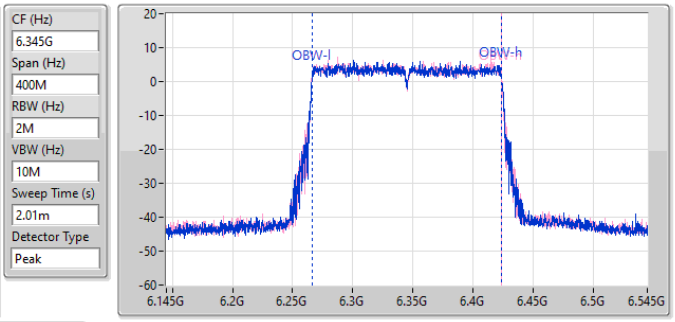

26dB(Hz)	Fl-26dB(Hz)	Fh-26dB(Hz)	OBW(Hz)	Fl-OBW(Hz)	Fh-OBW(Hz)	Limit(Hz)	Port
166.76M	6.26272G	6.42948G	157.015M	6.266497G	6.423511G	Inf	1
167.64M	6.26052G	6.42816G	156.913M	6.266542G	6.423455G	Inf	2

6.425-6.525GHz_802.11be EHT160_Nss1,(MCS0)_2TX **EBW**

6505MHz

12/11/2024

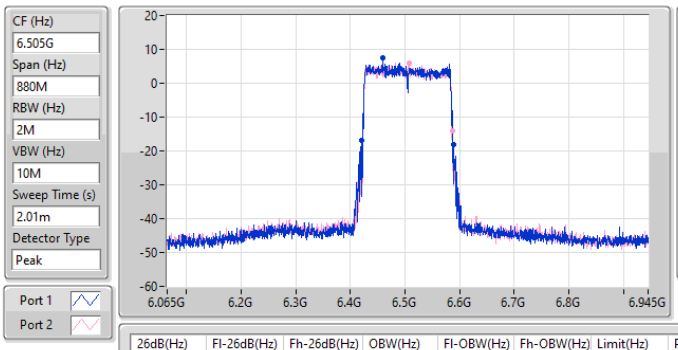

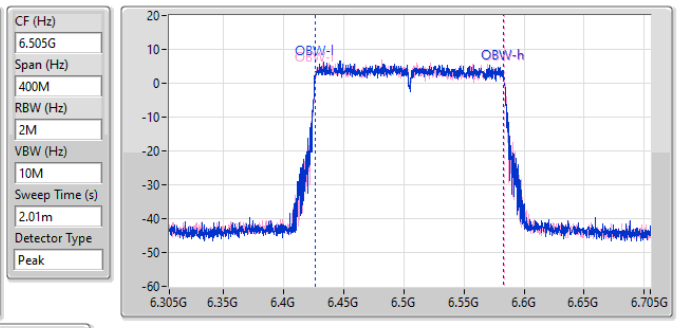

26dB(Hz)	Fl-26dB(Hz)	Fh-26dB(Hz)	OBW(Hz)	Fl-OBW(Hz)	Fh-OBW(Hz)	Limit(Hz)	Port
168.52M	6.42096G	6.58948G	156.872M	6.426274G	6.583146G	Inf	1
167.64M	6.42008G	6.58772G	156.851M	6.426529G	6.58338G	Inf	2

6.525-6.875GHz_802.11be EHT160_Nss1,(MCS0)_2TX **EBW**

6665MHz

12/11/2024

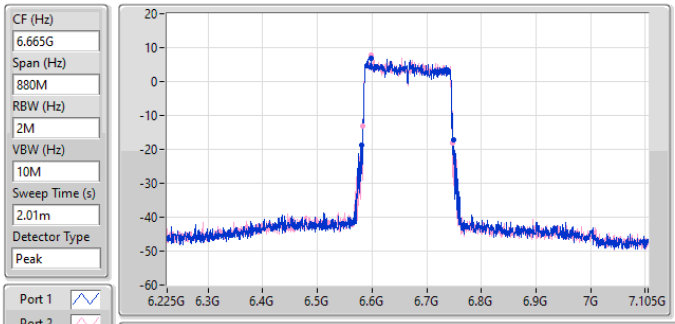

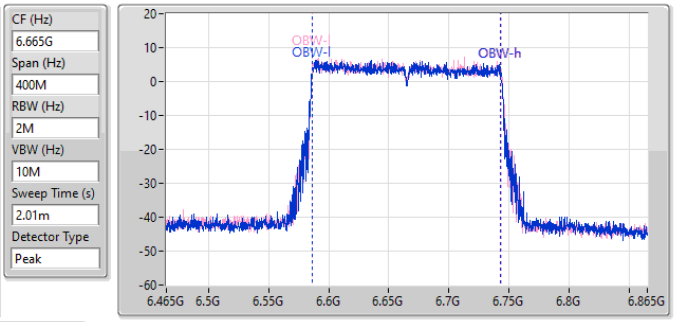

26dB(Hz)	Fl-26dB(Hz)	Fh-26dB(Hz)	OBW(Hz)	Fl-OBW(Hz)	Fh-OBW(Hz)	Limit(Hz)	Port
168.52M	6.58008G	6.7486G	156.758M	6.58644G	6.743198G	Inf	1
165.44M	6.58228G	6.74772G	157.189M	6.586357G	6.743546G	Inf	2

6.525-6.875GHz_802.11be EHT160_Nss1,(MCS0)_2TX **EBW**

6825MHz

12/11/2024

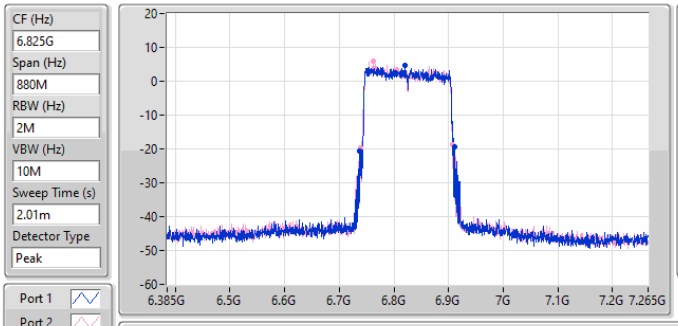

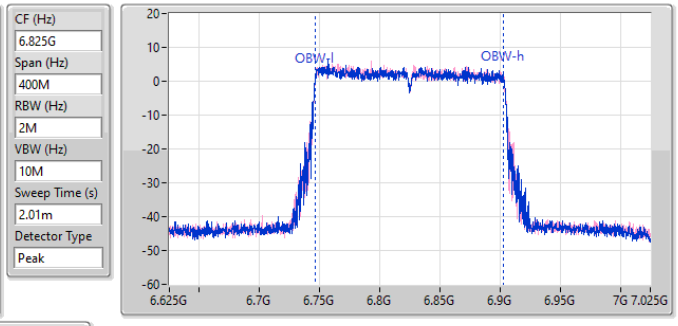

26dB(Hz)	Fl-26dB(Hz)	Fh-26dB(Hz)	OBW(Hz)	Fl-OBW(Hz)	Fh-OBW(Hz)	Limit(Hz)	Port
173.36M	6.73788G	6.91124G	156.849M	6.746371G	6.90322G	Inf	1
169.4M	6.73876G	6.90816G	156.676M	6.746491G	6.903167G	Inf	2

6.875-7.125GHz_802.11be EHT160_Nss1,(MCS0)_2TX **EBW**

6985MHz

12/11/2024

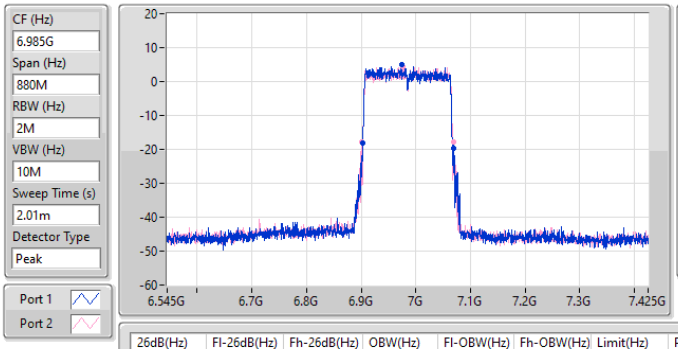

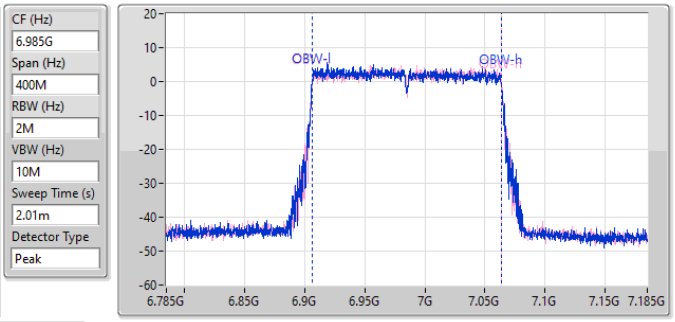

26dB(Hz)	Fl-26dB(Hz)	Fh-26dB(Hz)	OBW(Hz)	Fl-OBW(Hz)	Fh-OBW(Hz)	Limit(Hz)	Port
167.2M	6.90272G	7.06992G	156.759M	6.906509G	7.063268G	Inf	1
168.96M	6.90008G	7.06904G	156.751M	6.906616G	7.063366G	Inf	2

5.925-6.425GHz_802.11be EHT320_Nss1,(MCS0)_2TX **EBW**

6105MHz

09/12/2024

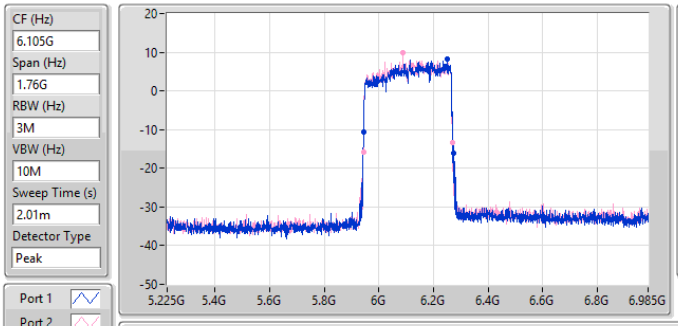

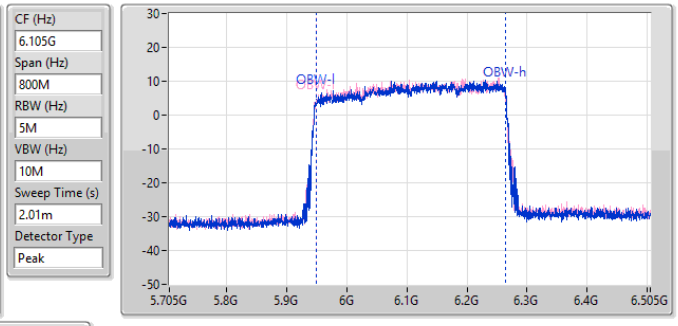

26dB(Hz)	Fl-26dB(Hz)	Fh-26dB(Hz)	OBW(Hz)	Fl-OBW(Hz)	Fh-OBW(Hz)	Limit(Hz)	Port
330M	5.94308G	6.27308G	315.042M	5.949078G	6.26412G	Inf	1
325.6M	5.94308G	6.26868G	314.243M	5.949078G	6.263321G	Inf	2

5.925-6.425GHz_802.11be EHT320_Nss1,(MCS0)_2TX **EBW**

6265MHz

09/12/2024

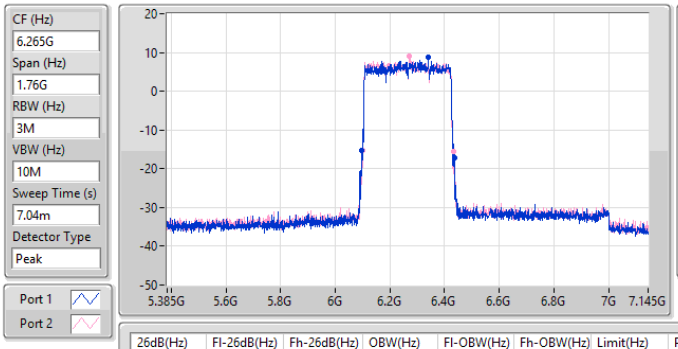

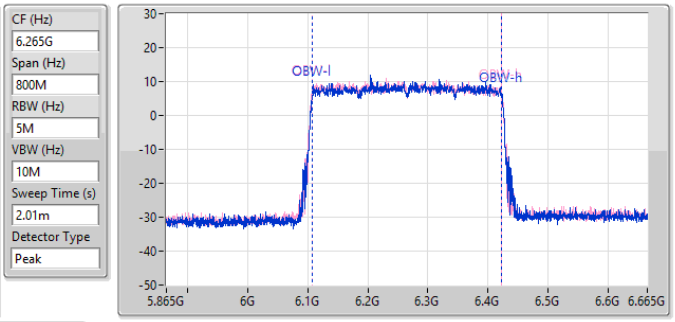

26dB(Hz)	Fl-26dB(Hz)	Fh-26dB(Hz)	OBW(Hz)	Fl-OBW(Hz)	Fh-OBW(Hz)	Limit(Hz)	Port
337.92M	6.0978G	6.43572G	315.042M	6.107879G	6.422921G	Inf	1
334.4M	6.09868G	6.43308G	315.842M	6.107079G	6.422921G	Inf	2

5.925-6.425GHz_802.11be EHT320_Nss1,(MCS0)_2TX **EBW**

6425MHz

09/12/2024

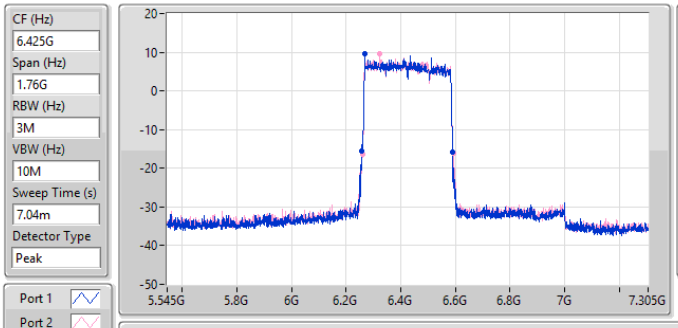

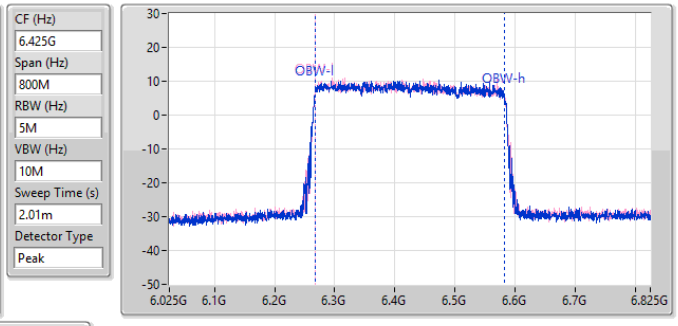

26dB(Hz)	Fl-26dB(Hz)	Fh-26dB(Hz)	OBW(Hz)	Fl-OBW(Hz)	Fh-OBW(Hz)	Limit(Hz)	Port
334.4M	6.25604G	6.59044G	315.042M	6.267079G	6.582121G	Inf	1
333.52M	6.25868G	6.5922G	315.442M	6.267079G	6.582521G	Inf	2

6.425-6.525GHz_802.11be EHT320_Nss1,(MCS0)_2TX **EBW**

6585MHz

09/12/2024

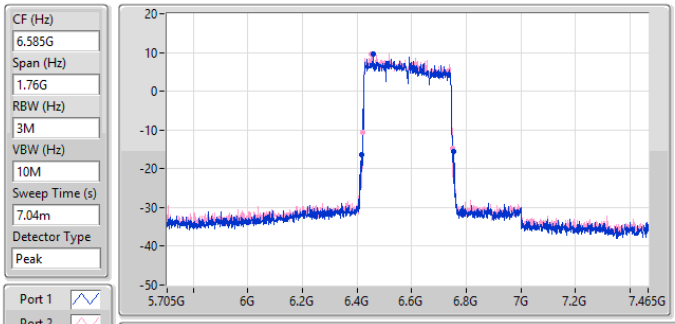

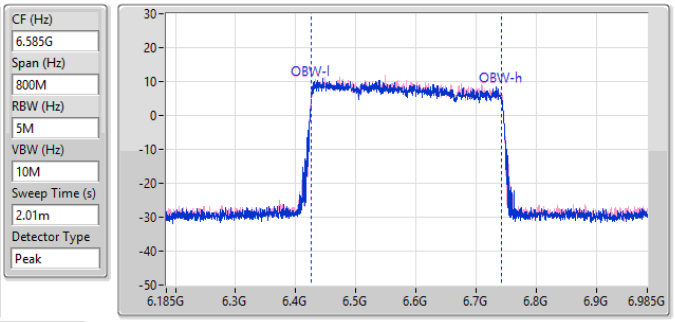

26dB(Hz)	Fl-26dB(Hz)	Fh-26dB(Hz)	OBW(Hz)	Fl-OBW(Hz)	Fh-OBW(Hz)	Limit(Hz)	Port
336.16M	6.41692G	6.75308G	315.442M	6.426679G	6.742121G	Inf	1
330M	6.42044G	6.75044G	315.442M	6.426679G	6.742121G	Inf	2

6.525-6.875GHz_802.11be EHT320_Nss1,(MCS0)_2TX **EBW**

6745MHz

09/12/2024

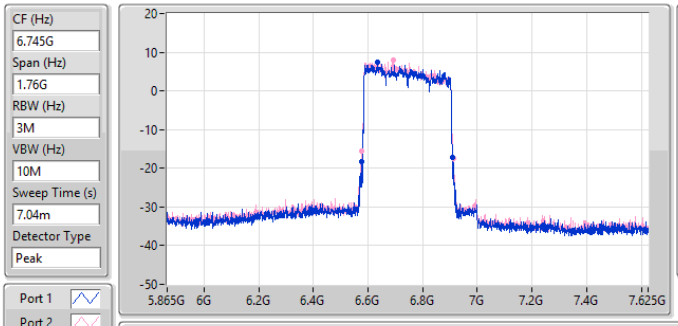

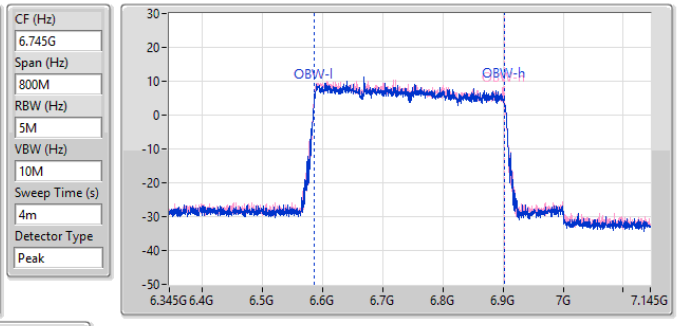

26dB(Hz)	Fl-26dB(Hz)	Fh-26dB(Hz)	OBW(Hz)	Fl-OBW(Hz)	Fh-OBW(Hz)	Limit(Hz)	Port
334.4M	6.57692G	6.91132G	315.842M	6.586279G	6.902121G	Inf	1
336.16M	6.5778G	6.91396G	315.842M	6.586279G	6.902121G	Inf	2

6.525-6.875GHz_802.11be EHT320_Nss1,(MCS0)_2TX **EBW**

6905MHz

09/12/2024

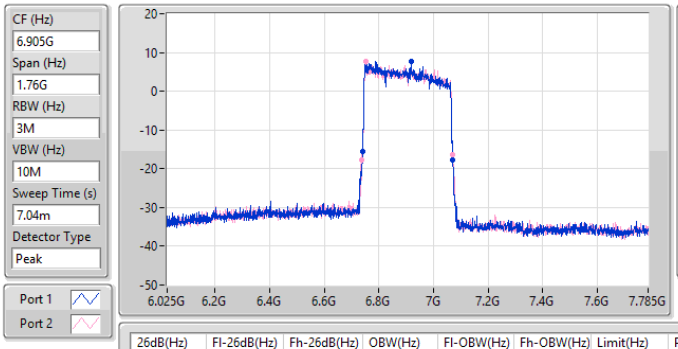

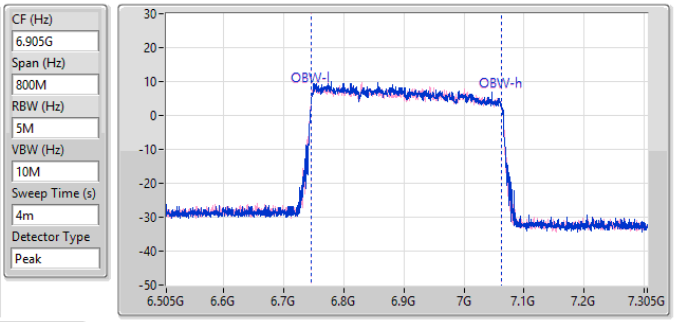

26dB(Hz)	Fl-26dB(Hz)	Fh-26dB(Hz)	OBW(Hz)	Fl-OBW(Hz)	Fh-OBW(Hz)	Limit(Hz)	Port
331.76M	6.73868G	7.07044G	315.042M	6.746679G	7.061722G	Inf	1
333.52M	6.7378G	7.07132G	315.442M	6.746279G	7.061722G	Inf	2

Summary

Mode	Total Power (dBm)	Total Power (W)	EIRP (dBm)	EIRP (W)
5.925-6.425GHz	-	-	-	-
802.11be EHT20_Nss1,(MCS0)_2TX	8.78	0.00755	17.08	0.05105
802.11be EHT20-BF_Nss1,(MCS0)_2TX	8.78	0.00755	18.97	0.07889
802.11be EHT40_Nss1,(MCS0)_2TX	11.69	0.01476	19.99	0.09977
802.11be EHT40-BF_Nss1,(MCS0)_2TX	11.69	0.01476	21.88	0.15417
802.11be EHT80_Nss1,(MCS0)_2TX	14.63	0.02904	22.93	0.19634
802.11be EHT80-BF_Nss1,(MCS0)_2TX	14.63	0.02904	24.82	0.30339
802.11be EHT160_Nss1,(MCS0)_2TX	17.48	0.05598	25.78	0.37844
802.11be EHT160-BF_Nss1,(MCS0)_2TX	17.48	0.05598	27.67	0.58479
802.11be EHT320_Nss1,(MCS0)_2TX	20.34	0.10814	28.64	0.73114
802.11be EHT320-BF_Nss1,(MCS0)_2TX	19.79	0.09528	29.98	0.99541
6.425-6.525GHz	-	-	-	-
802.11be EHT20_Nss1,(MCS0)_2TX	8.85	0.00767	16.95	0.04955
802.11be EHT20-BF_Nss1,(MCS0)_2TX	8.85	0.00767	18.76	0.07516
802.11be EHT40_Nss1,(MCS0)_2TX	11.80	0.01514	19.90	0.09772
802.11be EHT40-BF_Nss1,(MCS0)_2TX	11.80	0.01514	21.71	0.14825
802.11be EHT80_Nss1,(MCS0)_2TX	14.84	0.03048	22.94	0.19679
802.11be EHT80-BF_Nss1,(MCS0)_2TX	14.84	0.03048	24.75	0.29854
802.11be EHT160_Nss1,(MCS0)_2TX	17.46	0.05572	25.56	0.35975
802.11be EHT160-BF_Nss1,(MCS0)_2TX	17.46	0.05572	27.37	0.54576
802.11be EHT320_Nss1,(MCS0)_2TX	19.80	0.09550	27.90	0.61660
802.11be EHT320-BF_Nss1,(MCS0)_2TX	19.80	0.09550	29.71	0.93541
6.525-6.875GHz	-	-	-	-
802.11be EHT20_Nss1,(MCS0)_2TX	8.21	0.00662	16.41	0.04375
802.11be EHT20-BF_Nss1,(MCS0)_2TX	8.21	0.00662	18.66	0.07345
802.11be EHT40_Nss1,(MCS0)_2TX	11.35	0.01365	19.55	0.09016
802.11be EHT40-BF_Nss1,(MCS0)_2TX	11.35	0.01365	21.80	0.15136
802.11be EHT80_Nss1,(MCS0)_2TX	14.17	0.02612	22.37	0.17258
802.11be EHT80-BF_Nss1,(MCS0)_2TX	14.17	0.02612	24.62	0.28973
802.11be EHT160_Nss1,(MCS0)_2TX	16.47	0.04436	24.67	0.29309
802.11be EHT160-BF_Nss1,(MCS0)_2TX	16.47	0.04436	26.92	0.49204
802.11be EHT320_Nss1,(MCS0)_2TX	18.92	0.07798	27.12	0.51523
802.11be EHT320-BF_Nss1,(MCS0)_2TX	18.92	0.07798	29.37	0.86497
6.875-7.125GHz	-	-	-	-
802.11be EHT20_Nss1,(MCS0)_2TX	8.49	0.00706	16.19	0.04159
802.11be EHT20-BF_Nss1,(MCS0)_2TX	8.49	0.00706	18.67	0.07362
802.11be EHT40_Nss1,(MCS0)_2TX	11.48	0.01406	19.18	0.08279
802.11be EHT40-BF_Nss1,(MCS0)_2TX	11.48	0.01406	21.66	0.14655
802.11be EHT80_Nss1,(MCS0)_2TX	14.55	0.02851	22.25	0.16788
802.11be EHT80-BF_Nss1,(MCS0)_2TX	14.55	0.02851	24.73	0.29717
802.11be EHT160_Nss1,(MCS0)_2TX	17.07	0.05093	24.77	0.29992
802.11be EHT160-BF_Nss1,(MCS0)_2TX	17.07	0.05093	27.25	0.53088

Result

Mode	Result	DG (dBi)	Port 1 (dBm)	Port 2 (dBm)	Total Power (dBm)	EIRP (dBm)	EIRP Limit (dBm)
802.11be EHT20_Nss1,(MCS0)_2TX	-	-	-	-	-	-	-
5955MHz	Pass	8.30	5.47	5.10	8.30	16.60	30.00
6195MHz	Pass	8.30	5.84	5.58	8.72	17.02	30.00
6415MHz	Pass	8.30	5.74	5.80	8.78	17.08	30.00
6435MHz	Pass	8.10	6.03	5.65	8.85	16.95	30.00
6475MHz	Pass	8.10	5.60	5.90	8.76	16.86	30.00
6515MHz	Pass	8.10	5.71	5.37	8.55	16.65	30.00
6535MHz	Pass	8.20	5.30	5.09	8.21	16.41	30.00
6695MHz	Pass	8.20	4.27	4.46	7.38	15.58	30.00
6875MHz	Pass	8.20	5.05	5.20	8.14	16.34	30.00
6895MHz	Pass	7.70	5.37	5.59	8.49	16.19	30.00
6995MHz	Pass	7.70	5.62	5.17	8.41	16.11	30.00
7095MHz	Pass	7.70	5.38	5.04	8.22	15.92	30.00
7115MHz	Pass	7.70	2.62	2.31	5.48	13.18	30.00
802.11be EHT40_Nss1,(MCS0)_2TX	-	-	-	-	-	-	-
5965MHz	Pass	8.30	7.87	8.16	11.03	19.33	30.00
6205MHz	Pass	8.30	8.58	8.77	11.69	19.99	30.00
6405MHz	Pass	8.30	8.45	8.46	11.47	19.77	30.00
6445MHz	Pass	8.10	9.01	8.34	11.70	19.80	30.00
6485MHz	Pass	8.10	8.89	8.68	11.80	19.90	30.00
6525MHz	Pass	8.10	8.44	8.16	11.31	19.41	30.00
6565MHz	Pass	8.20	7.90	8.12	11.02	19.22	30.00
6685MHz	Pass	8.20	8.27	7.79	11.05	19.25	30.00
6885MHz	Pass	8.20	8.35	8.32	11.35	19.55	30.00
6925MHz	Pass	7.70	8.45	8.48	11.48	19.18	30.00
7005MHz	Pass	7.70	8.20	8.27	11.25	18.95	30.00
7085MHz	Pass	7.70	8.11	8.28	11.21	18.91	30.00
802.11be EHT80_Nss1,(MCS0)_2TX	-	-	-	-	-	-	-
5985MHz	Pass	8.30	10.73	11.04	13.90	22.20	30.00
6225MHz	Pass	8.30	11.42	11.43	14.44	22.74	30.00
6385MHz	Pass	8.30	11.54	11.70	14.63	22.93	30.00
6465MHz	Pass	8.10	11.87	11.79	14.84	22.94	30.00
6545MHz	Pass	8.10	11.69	11.74	14.73	22.83	30.00
6625MHz	Pass	8.20	10.68	10.74	13.72	21.92	30.00
6705MHz	Pass	8.20	10.82	10.92	13.88	22.08	30.00
6785MHz	Pass	8.20	10.61	10.93	13.78	21.98	30.00
6865MHz	Pass	8.20	11.03	11.28	14.17	22.37	30.00
6945MHz	Pass	7.70	11.65	11.43	14.55	22.25	30.00
7025MHz	Pass	7.70	11.56	11.16	14.37	22.07	30.00
802.11be EHT160_Nss1,(MCS0)_2TX	-	-	-	-	-	-	-
6025MHz	Pass	8.30	13.39	13.28	16.35	24.65	30.00
6185MHz	Pass	8.30	14.28	14.23	17.27	25.57	30.00
6345MHz	Pass	8.30	14.45	14.49	17.48	25.78	30.00
6505MHz	Pass	8.10	14.52	14.38	17.46	25.56	30.00
6665MHz	Pass	8.20	13.41	13.50	16.47	24.67	30.00
6825MHz	Pass	8.20	13.23	13.36	16.31	24.51	30.00
6985MHz	Pass	7.70	14.12	14.00	17.07	24.77	30.00
802.11be EHT320_Nss1,(MCS0)_2TX	-	-	-	-	-	-	-
6105MHz	Pass	8.30	16.80	17.04	19.93	28.23	30.00
6265MHz	Pass	8.30	17.21	17.45	20.34	28.64	30.00
6425MHz	Pass	8.30	17.33	17.24	20.30	28.60	30.00
6585MHz	Pass	8.10	16.79	16.78	19.80	27.90	30.00
6745MHz	Pass	8.20	15.77	15.86	18.83	27.03	30.00
6905MHz	Pass	8.20	15.96	15.85	18.92	27.12	30.00
802.11be EHT20-BF_Nss1,(MCS0)_2TX	-	-	-	-	-	-	-

Mode	Result	DG (dBi)	Port 1 (dBm)	Port 2 (dBm)	Total Power (dBm)	EIRP (dBm)	EIRP Limit (dBm)
5955MHz	Pass	10.19	5.47	5.10	8.30	18.49	30.00
6195MHz	Pass	10.19	5.84	5.58	8.72	18.91	30.00
6415MHz	Pass	10.19	5.74	5.80	8.78	18.97	30.00
6435MHz	Pass	9.91	6.03	5.65	8.85	18.76	30.00
6475MHz	Pass	9.91	5.60	5.90	8.76	18.67	30.00
6515MHz	Pass	9.91	5.71	5.37	8.55	18.46	30.00
6535MHz	Pass	10.45	5.30	5.09	8.21	18.66	30.00
6695MHz	Pass	10.45	4.27	4.46	7.38	17.83	30.00
6875MHz	Pass	10.45	5.05	5.20	8.14	18.59	30.00
6895MHz	Pass	10.18	5.37	5.59	8.49	18.67	30.00
6995MHz	Pass	10.18	5.62	5.17	8.41	18.59	30.00
7095MHz	Pass	10.18	5.38	5.04	8.22	18.40	30.00
7115MHz	Pass	10.18	2.62	2.31	5.48	15.66	30.00
802.11be EHT40-BF_Nss1,(MCS0)_2TX	-	-	-	-	-	-	-
5965MHz	Pass	10.19	7.87	8.16	11.03	21.22	30.00
6205MHz	Pass	10.19	8.58	8.77	11.69	21.88	30.00
6405MHz	Pass	10.19	8.45	8.46	11.47	21.66	30.00
6445MHz	Pass	9.91	9.01	8.34	11.70	21.61	30.00
6485MHz	Pass	9.91	8.89	8.68	11.80	21.71	30.00
6525MHz	Pass	9.91	8.44	8.16	11.31	21.22	30.00
6565MHz	Pass	10.45	7.90	8.12	11.02	21.47	30.00
6685MHz	Pass	10.45	8.27	7.79	11.05	21.50	30.00
6885MHz	Pass	10.45	8.35	8.32	11.35	21.80	30.00
6925MHz	Pass	10.18	8.45	8.48	11.48	21.66	30.00
7005MHz	Pass	10.18	8.20	8.27	11.25	21.43	30.00
7085MHz	Pass	10.18	8.11	8.28	11.21	21.39	30.00
802.11be EHT80-BF_Nss1,(MCS0)_2TX	-	-	-	-	-	-	-
5985MHz	Pass	10.19	10.73	11.04	13.90	24.09	30.00
6225MHz	Pass	10.19	11.42	11.43	14.44	24.63	30.00
6385MHz	Pass	10.19	11.54	11.70	14.63	24.82	30.00
6465MHz	Pass	9.91	11.87	11.79	14.84	24.75	30.00
6545MHz	Pass	9.91	11.69	11.74	14.73	24.64	30.00
6625MHz	Pass	10.45	10.68	10.74	13.72	24.17	30.00
6705MHz	Pass	10.45	10.82	10.92	13.88	24.33	30.00
6785MHz	Pass	10.45	10.61	10.93	13.78	24.23	30.00
6865MHz	Pass	10.45	11.03	11.28	14.17	24.62	30.00
6945MHz	Pass	10.18	11.65	11.43	14.55	24.73	30.00
7025MHz	Pass	10.18	11.56	11.16	14.37	24.55	30.00
802.11be EHT160-BF_Nss1,(MCS0)_2TX	-	-	-	-	-	-	-
6025MHz	Pass	10.19	13.39	13.28	16.35	26.54	30.00
6185MHz	Pass	10.19	14.28	14.23	17.27	27.46	30.00
6345MHz	Pass	10.19	14.45	14.49	17.48	27.67	30.00
6505MHz	Pass	9.91	14.52	14.38	17.46	27.37	30.00
6665MHz	Pass	10.45	13.41	13.50	16.47	26.92	30.00
6825MHz	Pass	10.45	13.23	13.36	16.31	26.76	30.00
6985MHz	Pass	10.18	14.12	14.00	17.07	27.25	30.00
802.11be EHT320-BF_Nss1,(MCS0)_2TX	-	-	-	-	-	-	-
6105MHz	Pass	10.19	16.26	16.41	19.35	29.54	30.00
6265MHz	Pass	10.19	16.72	16.84	19.79	29.98	30.00
6425MHz	Pass	10.19	16.92	16.64	19.79	29.98	30.00
6585MHz	Pass	9.91	16.79	16.78	19.80	29.71	30.00
6745MHz	Pass	10.45	15.77	15.86	18.83	29.28	30.00
6905MHz	Pass	10.45	15.96	15.85	18.92	29.37	30.00

DG = Directional Gain; Port X = Port X output power
Inf = There's no restriction for the limit.

Summary

Mode	PD (dBm/RBW)	EIRP PD (dBm/RBW)
5.925-6.425GHz	-	-
802.11be EHT20_Nss1,(MCS0)_2TX	-5.26	4.93
802.11be EHT40_Nss1,(MCS0)_2TX	-5.27	4.92
802.11be EHT80_Nss1,(MCS0)_2TX	-5.41	4.78
802.11be EHT160_Nss1,(MCS0)_2TX	-5.40	4.79
802.11be EHT320_Nss1,(MCS0)_2TX	-5.24	4.95
6.425-6.525GHz	-	-
802.11be EHT20_Nss1,(MCS0)_2TX	-5.10	4.81
802.11be EHT40_Nss1,(MCS0)_2TX	-5.19	4.72
802.11be EHT80_Nss1,(MCS0)_2TX	-5.07	4.84
802.11be EHT160_Nss1,(MCS0)_2TX	-5.22	4.69
802.11be EHT320_Nss1,(MCS0)_2TX	-5.23	4.68
6.525-6.875GHz	-	-
802.11be EHT20_Nss1,(MCS0)_2TX	-5.72	4.73
802.11be EHT40_Nss1,(MCS0)_2TX	-5.66	4.79
802.11be EHT80_Nss1,(MCS0)_2TX	-5.81	4.64
802.11be EHT160_Nss1,(MCS0)_2TX	-5.90	4.55
802.11be EHT320_Nss1,(MCS0)_2TX	-5.80	4.65
6.875-7.125GHz	-	-
802.11be EHT20_Nss1,(MCS0)_2TX	-5.27	4.91
802.11be EHT40_Nss1,(MCS0)_2TX	-5.45	4.73
802.11be EHT80_Nss1,(MCS0)_2TX	-5.35	4.83
802.11be EHT160_Nss1,(MCS0)_2TX	-5.62	4.56

RBW = 500kHz for 5.725-5.85GHz band / 1MHz for other band;

Result

Mode	Result	DG (dBi)	Port 1 (dBm/RBW)	Port 2 (dBm/RBW)	PD (dBm/RBW)	EIRP PD (dBm/RBW)	EIRP PD Limit (dBm/RBW)
802.11be EHT20_Nss1,(MCS0)_2TX	-	-	-	-	-	-	-
5955MHz	Pass	10.19	-8.51	-8.32	-5.45	4.74	5.00
6195MHz	Pass	10.19	-8.18	-8.28	-5.26	4.93	5.00
6415MHz	Pass	10.19	-8.29	-8.15	-5.27	4.92	5.00
6435MHz	Pass	9.91	-7.90	-8.28	-5.10	4.81	5.00
6475MHz	Pass	9.91	-8.18	-8.06	-5.11	4.80	5.00
6515MHz	Pass	9.91	-8.10	-8.42	-5.27	4.64	5.00
6535MHz	Pass	10.45	-8.61	-8.76	-5.72	4.73	5.00
6695MHz	Pass	10.45	-9.39	-9.41	-6.40	4.05	5.00
6875MHz	Pass	10.45	-8.87	-8.80	-5.90	4.55	5.00
6895MHz	Pass	10.18	-8.46	-7.96	-5.27	4.91	5.00
6995MHz	Pass	10.18	-8.18	-8.43	-5.39	4.79	5.00
7095MHz	Pass	10.18	-8.42	-8.60	-5.53	4.65	5.00
7115MHz	Pass	10.18	-11.21	-11.44	-8.33	1.85	5.00
802.11be EHT40_Nss1,(MCS0)_2TX	-	-	-	-	-	-	-
5965MHz	Pass	10.19	-8.66	-8.31	-5.50	4.69	5.00
6205MHz	Pass	10.19	-8.34	-8.22	-5.27	4.92	5.00
6405MHz	Pass	10.19	-8.54	-8.36	-5.49	4.70	5.00
6445MHz	Pass	9.91	-7.92	-8.47	-5.19	4.72	5.00
6485MHz	Pass	9.91	-8.10	-8.26	-5.21	4.70	5.00
6525MHz	Pass	9.91	-8.39	-8.56	-5.52	4.39	5.00
6565MHz	Pass	10.45	-8.85	-8.84	-5.87	4.58	5.00
6685MHz	Pass	10.45	-8.64	-8.71	-5.66	4.79	5.00
6885MHz	Pass	10.45	-8.73	-8.64	-5.68	4.77	5.00
6925MHz	Pass	10.18	-8.51	-8.33	-5.45	4.73	5.00
7005MHz	Pass	10.18	-8.55	-8.66	-5.62	4.56	5.00
7085MHz	Pass	10.18	-8.66	-8.61	-5.67	4.51	5.00
802.11be EHT80_Nss1,(MCS0)_2TX	-	-	-	-	-	-	-
5985MHz	Pass	10.19	-8.53	-8.28	-5.41	4.78	5.00
6225MHz	Pass	10.19	-8.47	-8.39	-5.45	4.74	5.00
6385MHz	Pass	10.19	-8.49	-8.23	-5.42	4.77	5.00
6465MHz	Pass	9.91	-8.04	-8.22	-5.15	4.76	5.00
6545MHz	Pass	9.91	-8.13	-7.93	-5.07	4.84	5.00
6625MHz	Pass	10.45	-9.03	-8.84	-5.93	4.52	5.00
6705MHz	Pass	10.45	-8.83	-8.87	-5.87	4.58	5.00
6785MHz	Pass	10.45	-9.03	-8.76	-5.90	4.55	5.00
6865MHz	Pass	10.45	-8.75	-8.61	-5.81	4.64	5.00
6945MHz	Pass	10.18	-8.29	-8.27	-5.35	4.83	5.00
7025MHz	Pass	10.18	-8.29	-8.62	-5.52	4.66	5.00
802.11be EHT160_Nss1,(MCS0)_2TX	-	-	-	-	-	-	-
6025MHz	Pass	10.19	-8.34	-8.60	-5.51	4.68	5.00
6185MHz	Pass	10.19	-8.44	-8.78	-5.67	4.52	5.00
6345MHz	Pass	10.19	-8.41	-8.36	-5.40	4.79	5.00
6505MHz	Pass	9.91	-8.09	-8.30	-5.22	4.69	5.00
6665MHz	Pass	10.45	-9.04	-8.69	-5.90	4.55	5.00
6825MHz	Pass	10.45	-8.93	-8.78	-5.92	4.53	5.00
6985MHz	Pass	10.18	-8.43	-8.61	-5.62	4.56	5.00
802.11be EHT320_Nss1,(MCS0)_2TX	-	-	-	-	-	-	-
6105MHz	Pass	10.19	-8.15	-8.07	-5.24	4.95	5.00
6265MHz	Pass	10.19	-8.26	-8.15	-5.32	4.87	5.00
6425MHz	Pass	10.19	-8.26	-8.21	-5.31	4.88	5.00
6585MHz	Pass	9.91	-8.12	-8.29	-5.23	4.68	5.00
6745MHz	Pass	10.45	-8.99	-8.58	-5.80	4.65	5.00
6905MHz	Pass	10.45	-8.79	-8.86	-5.86	4.59	5.00

DG = Directional Gain; RBW = 500kHz for 5.725-5.85GHz band / 1MHz for other band;
PD = trace bin-by-bin of each transmits port summing can be performed maximum power density; Port X = Port X Power Density;
Inf = There's no restriction for the limit.

5.925-6.425GHz_802.11be EHT20_Nss1,(MCS0)_2TX **PSD**

5955MHz

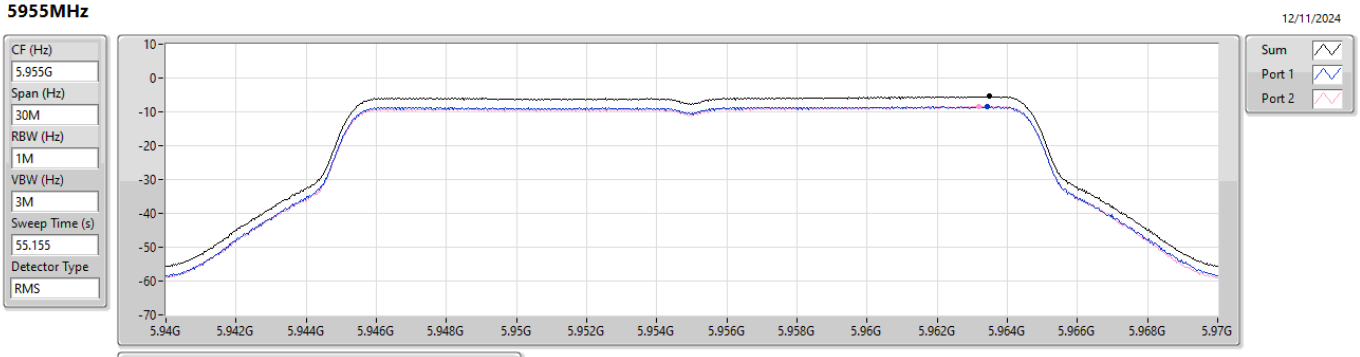

Sum	PD	Port 1	Port 2
(dBm/RBW)	(dBm/RBW)	(dBm/RBW)	(dBm/RBW)
-5.45	-5.45	-8.51	-8.32

5.925-6.425GHz_802.11be EHT20_Nss1,(MCS0)_2TX **PSD**

6195MHz

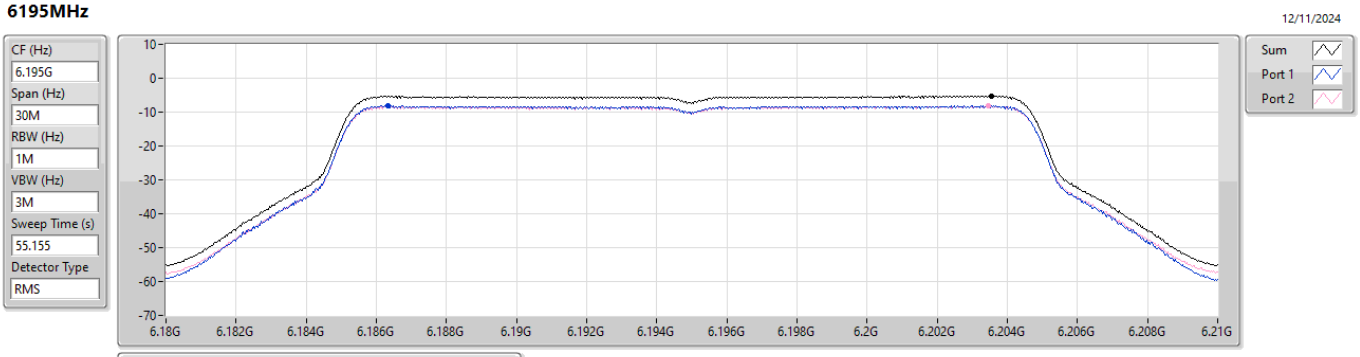

Sum	PD	Port 1	Port 2
(dBm/RBW)	(dBm/RBW)	(dBm/RBW)	(dBm/RBW)
-5.26	-5.26	-8.18	-8.28

5.925-6.425GHz_802.11be EHT20_Nss1,(MCS0)_2TX **PSD**

6415MHz

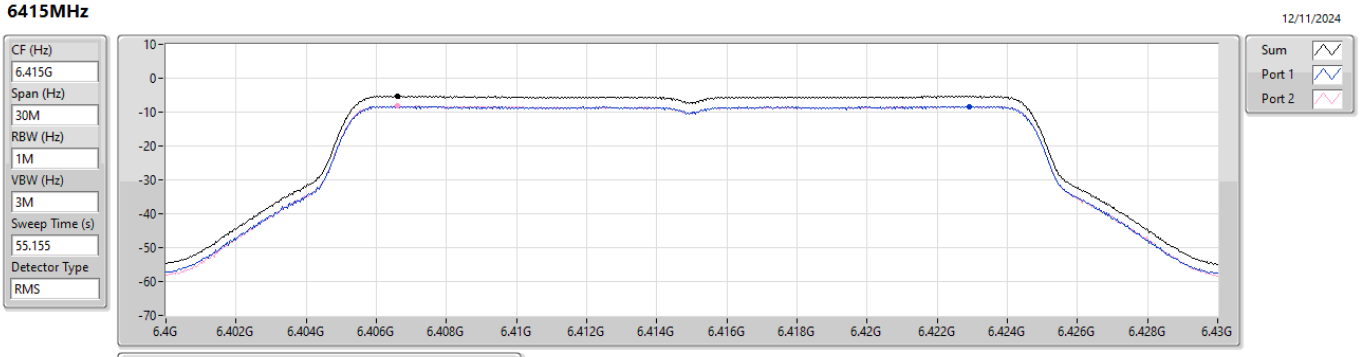

Sum	PD	Port 1	Port 2
(dBm/RBW)	(dBm/RBW)	(dBm/RBW)	(dBm/RBW)
-5.27	-5.27	-8.29	-8.15

6.425-6.525GHz_802.11be EHT20_Nss1,(MCS0)_2TX **PSD**

6435MHz

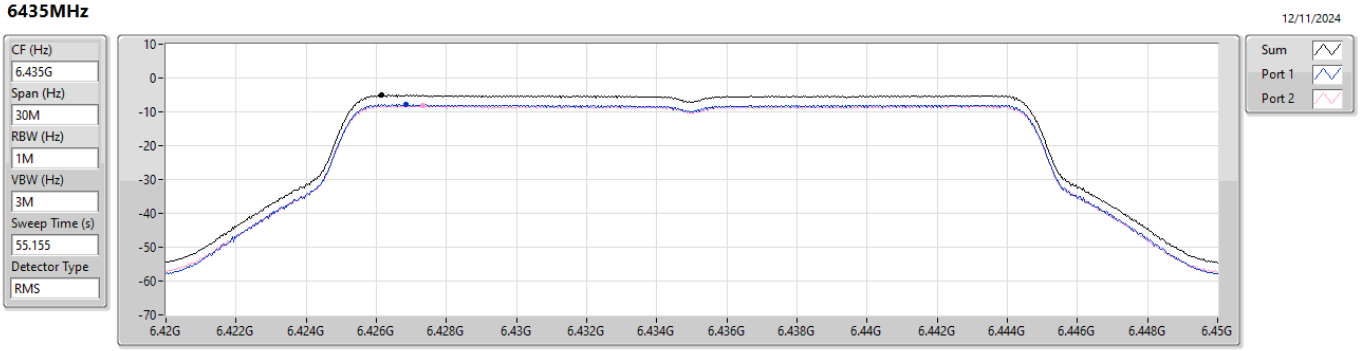

Sum	PD	Port 1	Port 2
(dBm/RBW)	(dBm/RBW)	(dBm/RBW)	(dBm/RBW)
-5.10	-5.10	-7.90	-8.28

6.425-6.525GHz_802.11be EHT20_Nss1,(MCS0)_2TX **PSD**

6475MHz

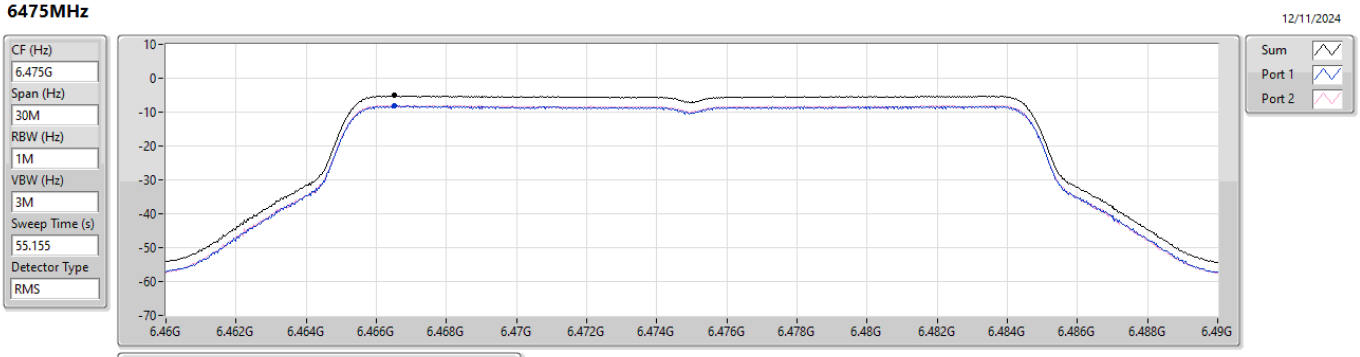

Sum	PD	Port 1	Port 2
(dBm/RBW)	(dBm/RBW)	(dBm/RBW)	(dBm/RBW)
-5.11	-5.11	-8.18	-8.06

6.425-6.525GHz_802.11be EHT20_Nss1,(MCS0)_2TX **PSD**

6515MHz

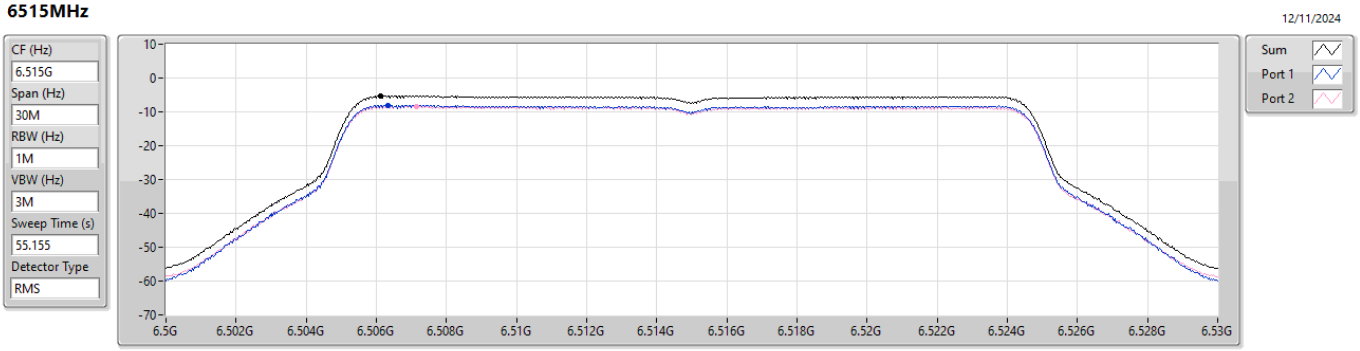

Sum	PD	Port 1	Port 2
(dBm/RBW)	(dBm/RBW)	(dBm/RBW)	(dBm/RBW)
-5.27	-5.27	-8.10	-8.42

6.525-6.875GHz_802.11be EHT20_Nss1,(MCS0)_2TX **PSD**

6535MHz

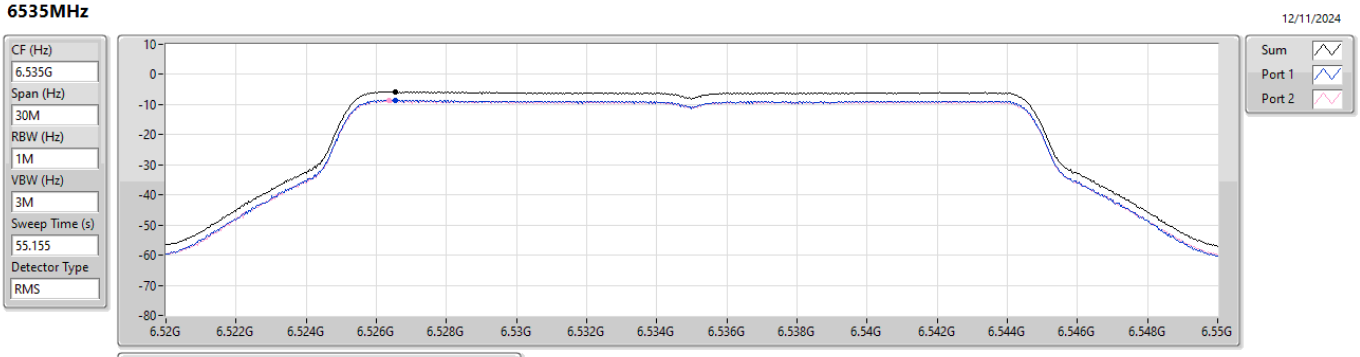

Sum	PD	Port 1	Port 2
(dBm/RBW)	(dBm/RBW)	(dBm/RBW)	(dBm/RBW)
-5.72	-5.72	-8.61	-8.76

6.525-6.875GHz_802.11be EHT20_Nss1,(MCS0)_2TX **PSD**

6695MHz

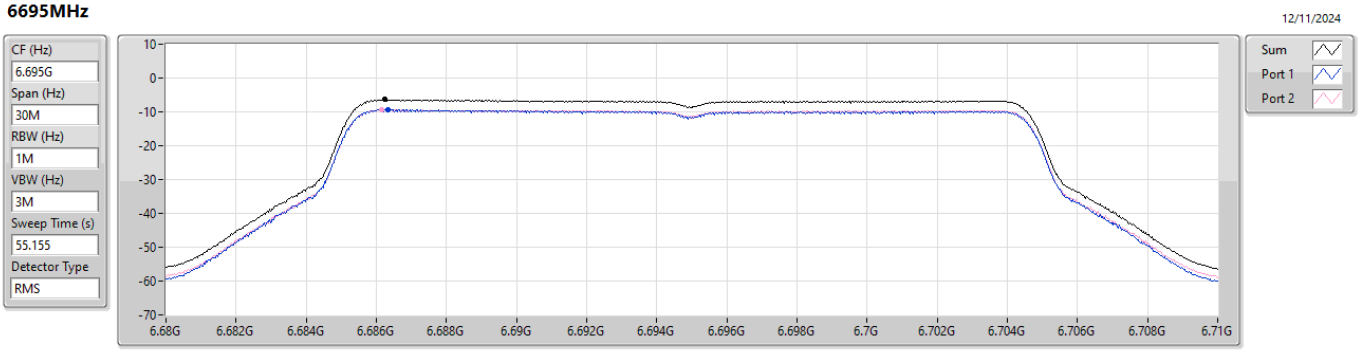

Sum	PD	Port 1	Port 2
(dBm/RBW)	(dBm/RBW)	(dBm/RBW)	(dBm/RBW)
-6.40	-6.40	-9.39	-9.41

6.525-6.875GHz_802.11be EHT20_Nss1,(MCS0)_2TX **PSD**

6875MHz

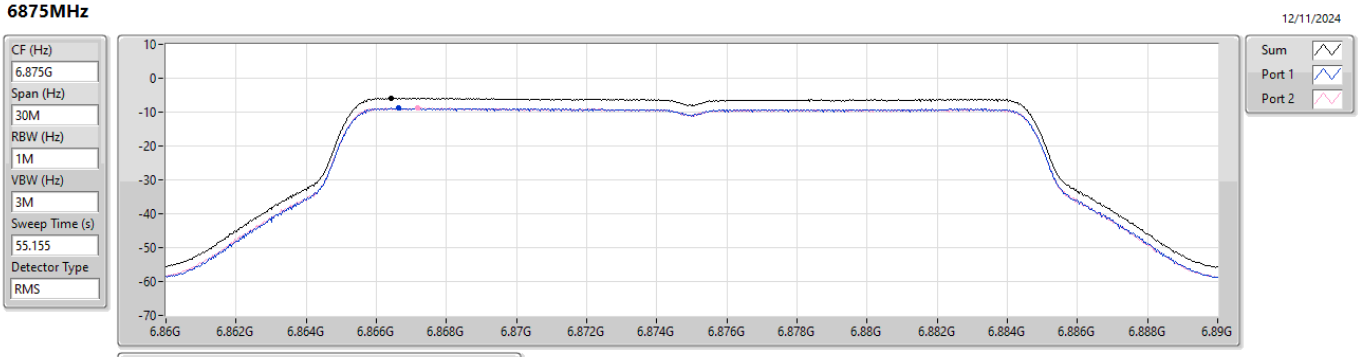

Sum	PD	Port 1	Port 2
(dBm/RBW)	(dBm/RBW)	(dBm/RBW)	(dBm/RBW)
-5.90	-5.90	-8.87	-8.80

6.875-7.125GHz_802.11be EHT20_Nss1,(MCS0)_2TX **PSD**

6895MHz

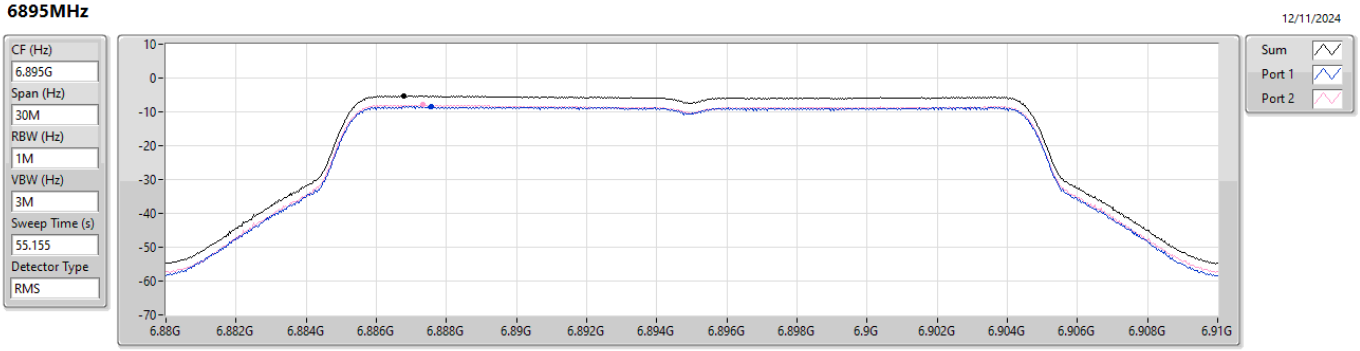

Sum	PD	Port 1	Port 2
(dBm/RBW)	(dBm/RBW)	(dBm/RBW)	(dBm/RBW)
-5.27	-5.27	-8.46	-7.96

6.875-7.125GHz_802.11be EHT20_Nss1,(MCS0)_2TX **PSD**

6995MHz

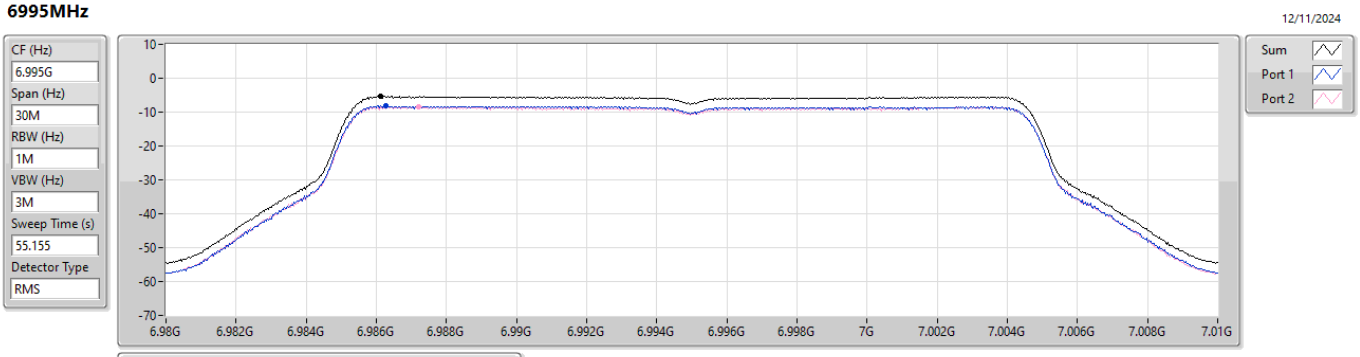

Sum	PD	Port 1	Port 2
(dBm/RBW)	(dBm/RBW)	(dBm/RBW)	(dBm/RBW)
-5.39	-5.39	-8.18	-8.43

6.875-7.125GHz_802.11be EHT20_Nss1,(MCS0)_2TX **PSD**

7095MHz

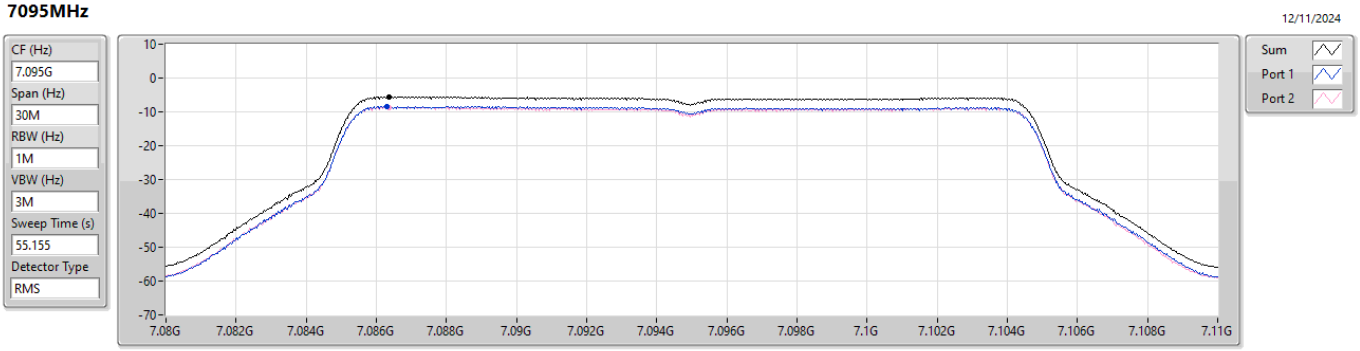

Sum	PD	Port 1	Port 2
(dBm/RBW)	(dBm/RBW)	(dBm/RBW)	(dBm/RBW)
-5.53	-5.53	-8.42	-8.60

6.875-7.125GHz_802.11be EHT20_Nss1,(MCS0)_2TX **PSD**

7115MHz

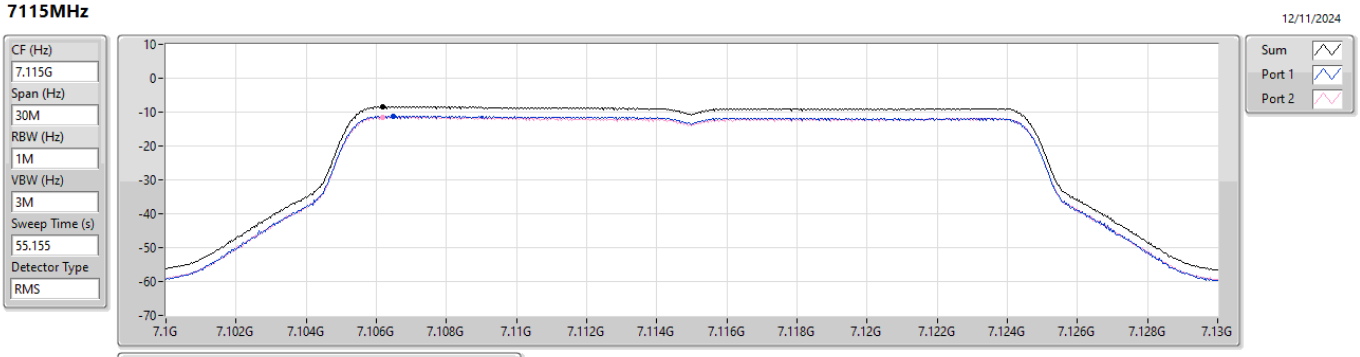

Sum	PD	Port 1	Port 2
(dBm/RBW)	(dBm/RBW)	(dBm/RBW)	(dBm/RBW)
-8.33	-8.33	-11.21	-11.44

5.925-6.425GHz_802.11be EHT40_Nss1,(MCS0)_2TX **PSD**

5965MHz

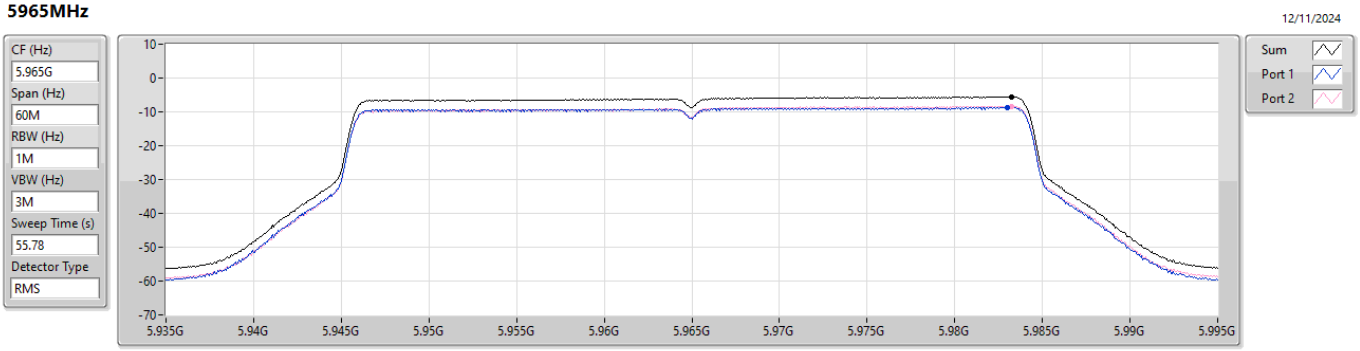

Sum	PD	Port 1	Port 2
(dBm/RBW)	(dBm/RBW)	(dBm/RBW)	(dBm/RBW)
-5.50	-5.50	-8.66	-8.31

5.925-6.425GHz_802.11be EHT40_Nss1,(MCS0)_2TX **PSD**

6205MHz

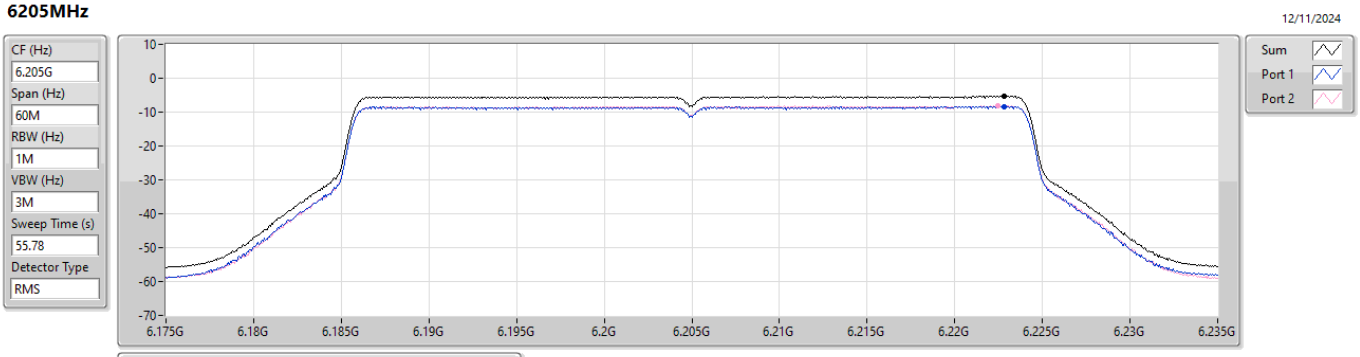

Sum	PD	Port 1	Port 2
(dBm/RBW)	(dBm/RBW)	(dBm/RBW)	(dBm/RBW)
-5.27	-5.27	-8.34	-8.22

5.925-6.425GHz_802.11be EHT40_Nss1,(MCS0)_2TX **PSD**

6405MHz

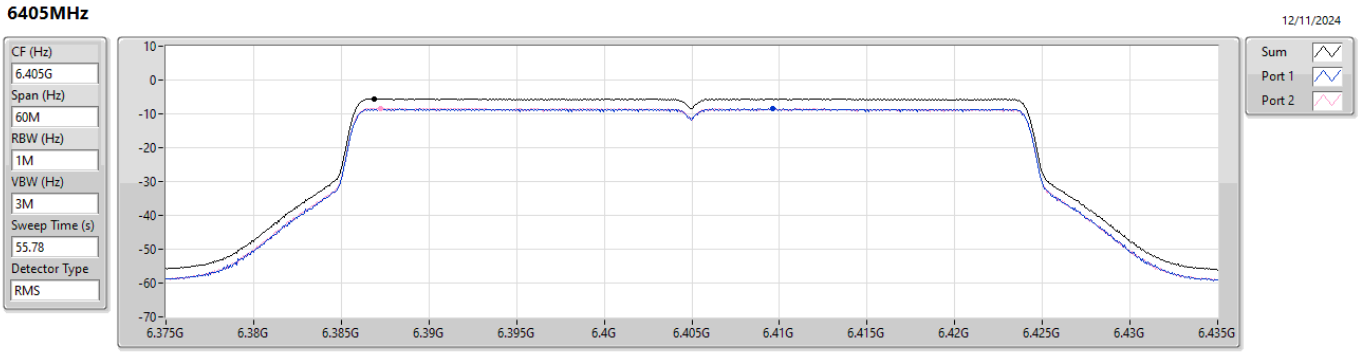

Sum	PD	Port 1	Port 2
(dBm/RBW)	(dBm/RBW)	(dBm/RBW)	(dBm/RBW)
-5.49	-5.49	-8.54	-8.36

6.425-6.525GHz_802.11be EHT40_Nss1,(MCS0)_2TX **PSD**

6445MHz

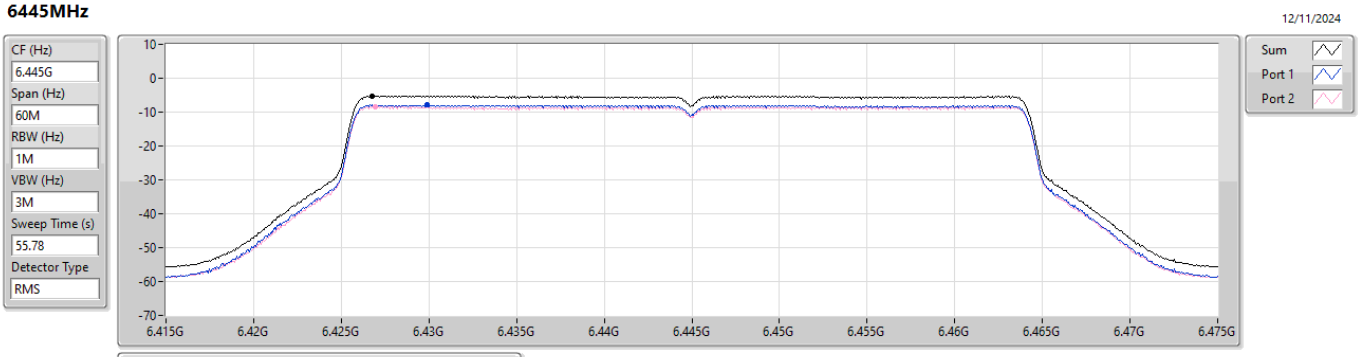

Sum	PD	Port 1	Port 2
(dBm/RBW)	(dBm/RBW)	(dBm/RBW)	(dBm/RBW)
-5.19	-5.19	-7.92	-8.47

6.425-6.525GHz_802.11be EHT40_Nss1,(MCS0)_2TX **PSD**

6485MHz

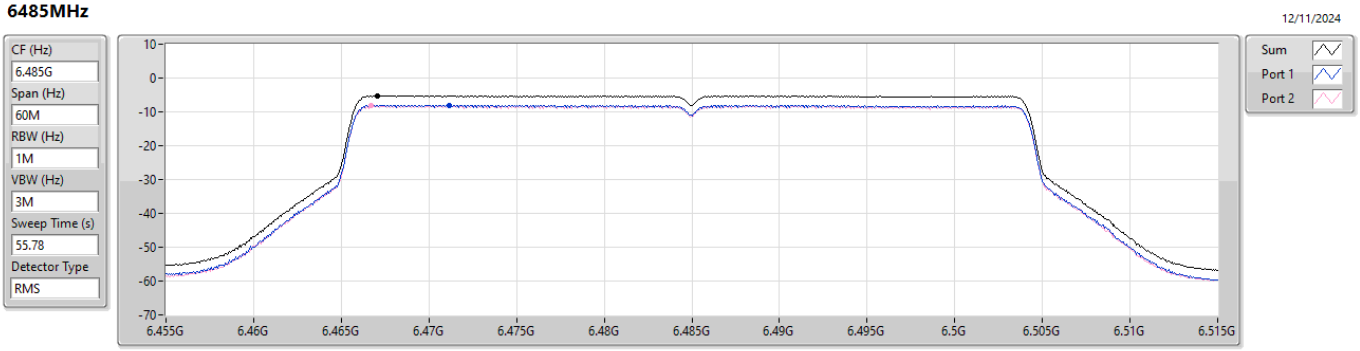

Sum	PD	Port 1	Port 2
(dBm/RBW)	(dBm/RBW)	(dBm/RBW)	(dBm/RBW)
-5.21	-5.21	-8.10	-8.26

6.425-6.525GHz_802.11be EHT40_Nss1,(MCS0)_2TX **PSD**

6525MHz

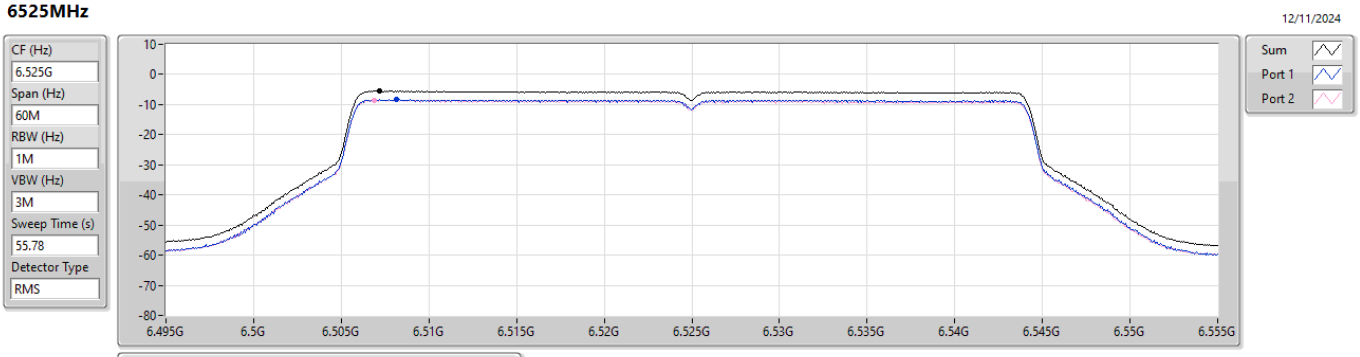

Sum	PD	Port 1	Port 2
(dBm/RBW)	(dBm/RBW)	(dBm/RBW)	(dBm/RBW)
-5.52	-5.52	-8.39	-8.56

6.525-6.875GHz_802.11be EHT40_Nss1,(MCS0)_2TX **PSD**

6565MHz

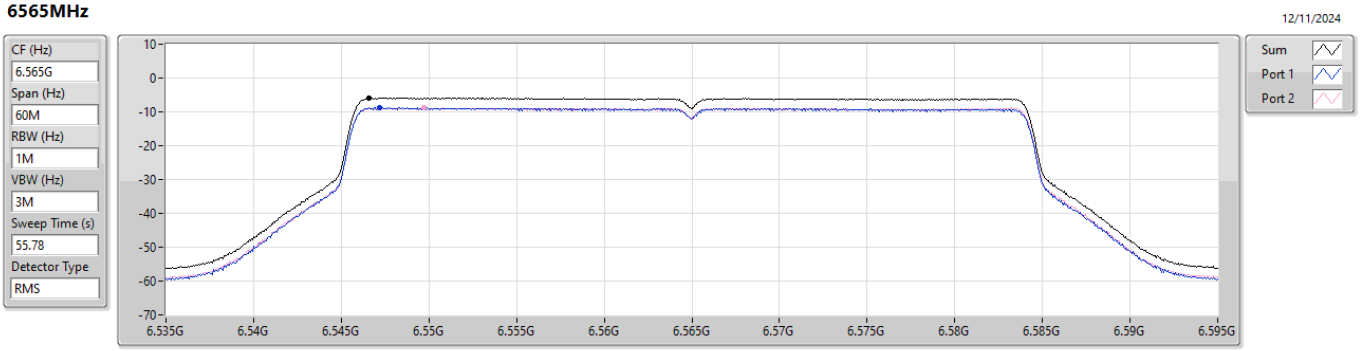

Sum	PD	Port 1	Port 2
(dBm/RBW)	(dBm/RBW)	(dBm/RBW)	(dBm/RBW)
-5.87	-5.87	-8.85	-8.84

6.525-6.875GHz_802.11be EHT40_Nss1,(MCS0)_2TX **PSD**

6685MHz

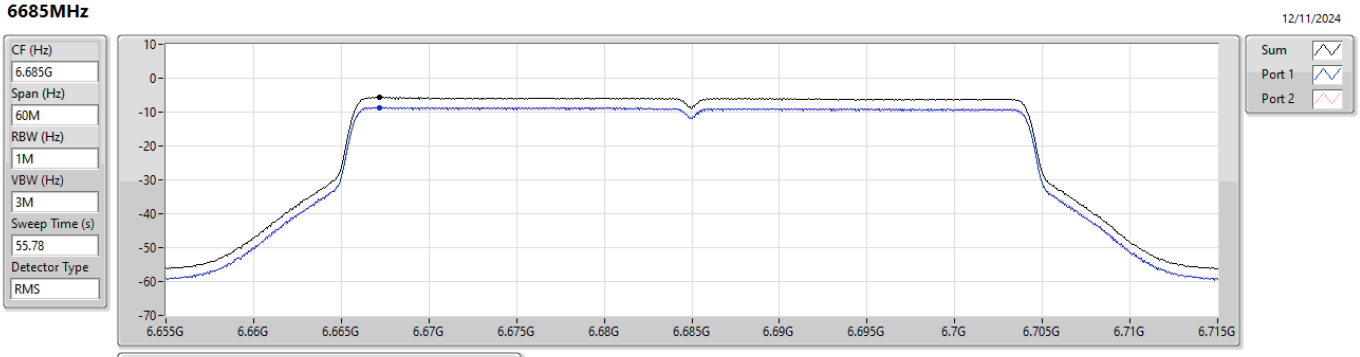

Sum	PD	Port 1	Port 2
(dBm/RBW)	(dBm/RBW)	(dBm/RBW)	(dBm/RBW)
-5.66	-5.66	-8.64	-8.71

6.525-6.875GHz_802.11be EHT40_Nss1,(MCS0)_2TX **PSD**

6885MHz

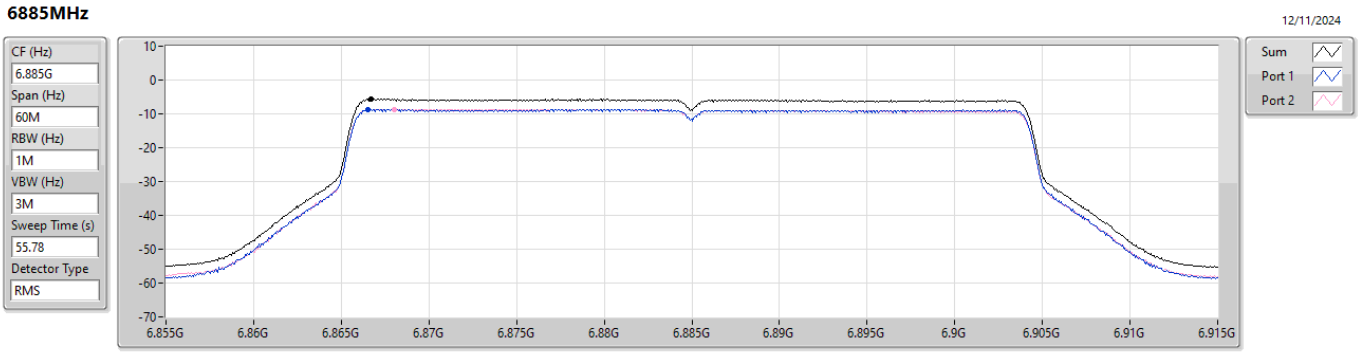

Sum	PD	Port 1	Port 2
(dBm/RBW)	(dBm/RBW)	(dBm/RBW)	(dBm/RBW)
-5.68	-5.68	-8.73	-8.64

6.875-7.125GHz_802.11be EHT40_Nss1,(MCS0)_2TX **PSD**

6925MHz

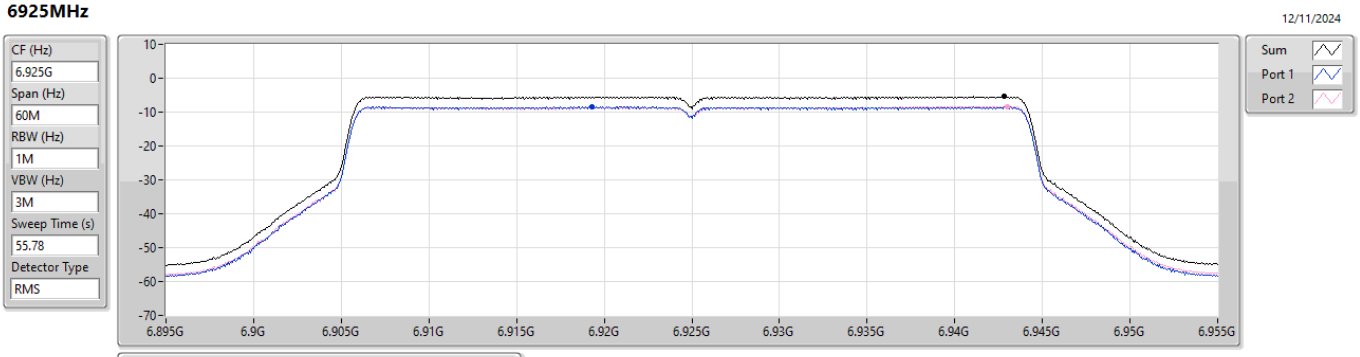

Sum	PD	Port 1	Port 2
(dBm/RBW)	(dBm/RBW)	(dBm/RBW)	(dBm/RBW)
-5.45	-5.45	-8.51	-8.33

6.875-7.125GHz_802.11be EHT40_Nss1,(MCS0)_2TX **PSD**

7005MHz

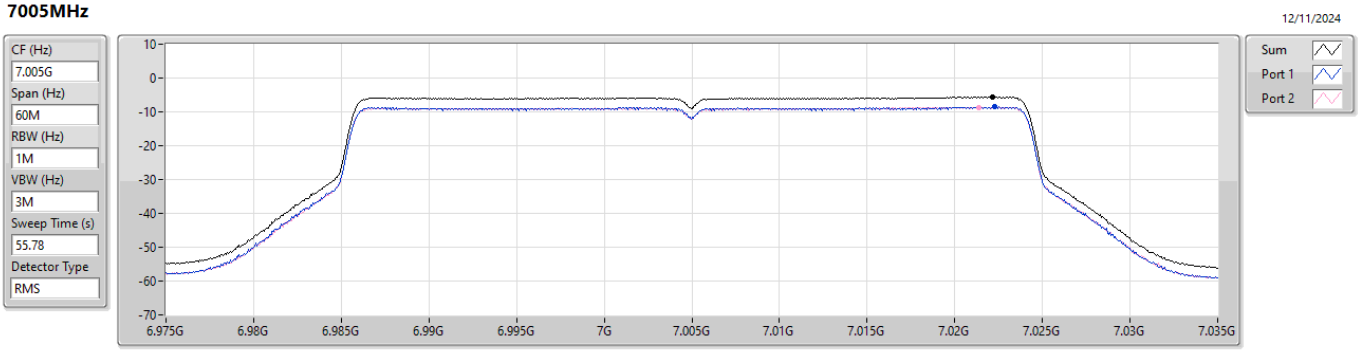

Sum	PD	Port 1	Port 2
(dBm/RBW)	(dBm/RBW)	(dBm/RBW)	(dBm/RBW)
-5.62	-5.62	-8.55	-8.66

6.875-7.125GHz_802.11be EHT40_Nss1,(MCS0)_2TX **PSD**

7085MHz

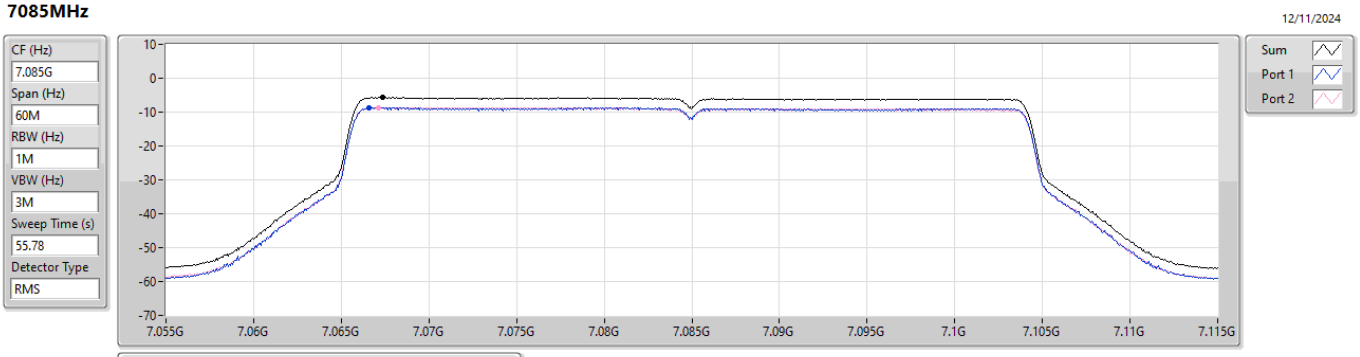

Sum	PD	Port 1	Port 2
(dBm/RBW)	(dBm/RBW)	(dBm/RBW)	(dBm/RBW)
-5.67	-5.67	-8.66	-8.61

5.925-6.425GHz_802.11be EHT80_Nss1,(MCS0)_2TX **PSD**

5985MHz

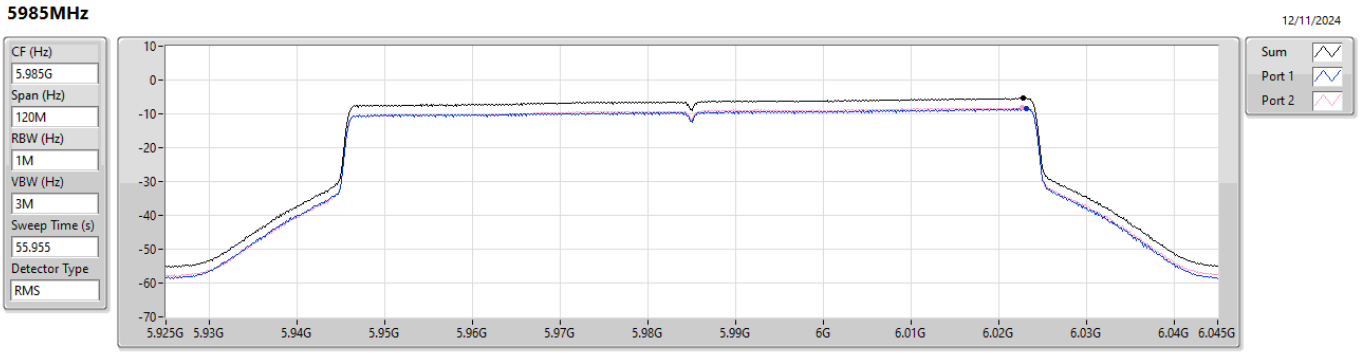

Sum	PD	Port 1	Port 2
(dBm/RBW)	(dBm/RBW)	(dBm/RBW)	(dBm/RBW)
-5.41	-5.41	-8.53	-8.28

5.925-6.425GHz_802.11be EHT80_Nss1,(MCS0)_2TX **PSD**

6225MHz

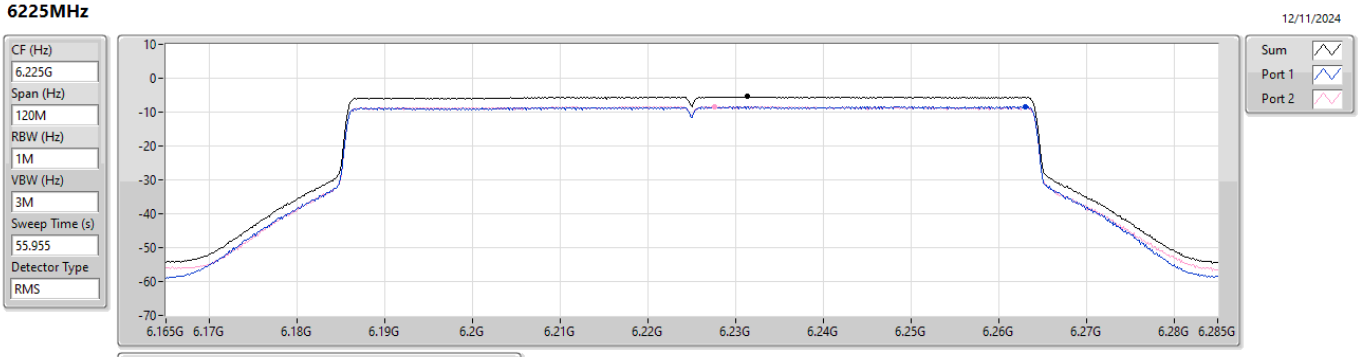

Sum	PD	Port 1	Port 2
(dBm/RBW)	(dBm/RBW)	(dBm/RBW)	(dBm/RBW)
-5.45	-5.45	-8.47	-8.39

5.925-6.425GHz_802.11be EHT80_Nss1,(MCS0)_2TX **PSD**

6385MHz

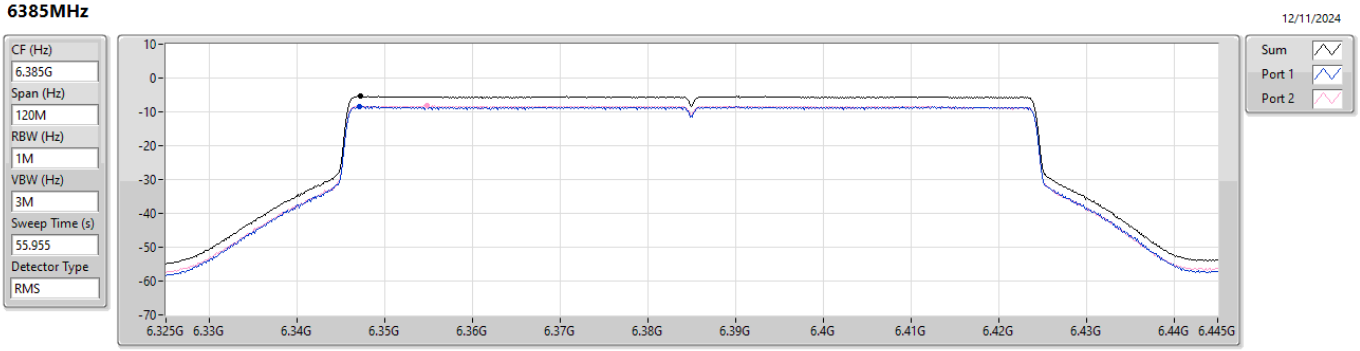

Sum	PD	Port 1	Port 2
(dBm/RBW)	(dBm/RBW)	(dBm/RBW)	(dBm/RBW)
-5.42	-5.42	-8.49	-8.23

6.425-6.525GHz_802.11be EHT80_Nss1,(MCS0)_2TX **PSD**

6465MHz

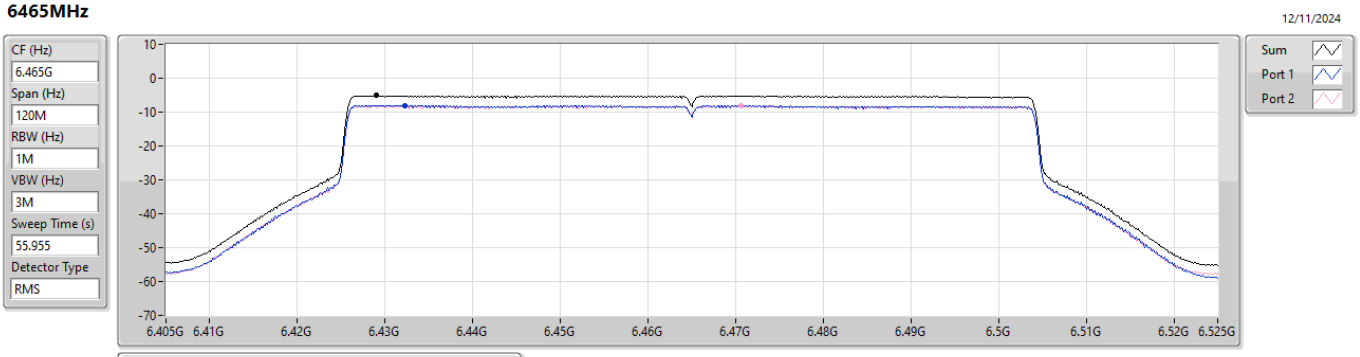

Sum	PD	Port 1	Port 2
(dBm/RBW)	(dBm/RBW)	(dBm/RBW)	(dBm/RBW)
-5.15	-5.15	-8.04	-8.22

6.425-6.525GHz_802.11be EHT80_Nss1,(MCS0)_2TX **PSD**

6545MHz

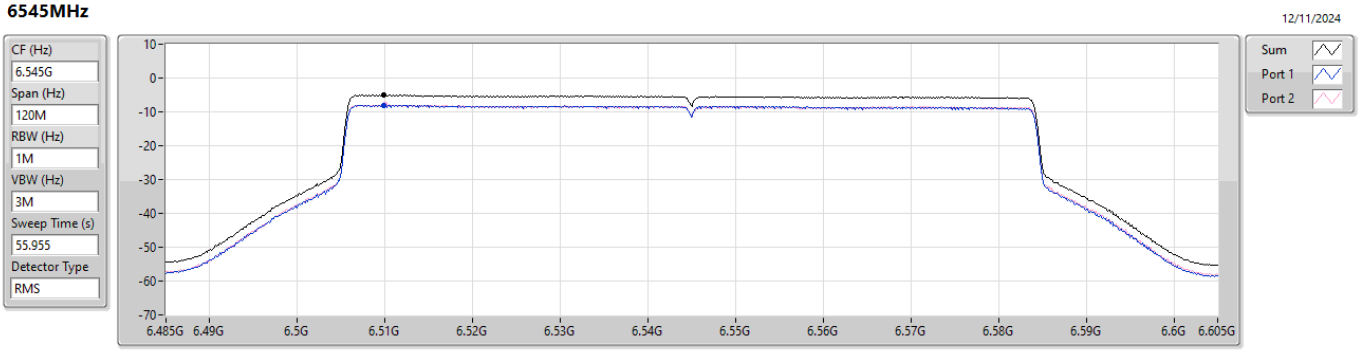

Sum	PD	Port 1	Port 2
(dBm/RBW)	(dBm/RBW)	(dBm/RBW)	(dBm/RBW)
-5.07	-5.07	-8.13	-7.93

6.525-6.875GHz_802.11be EHT80_Nss1,(MCS0)_2TX **PSD**

6625MHz

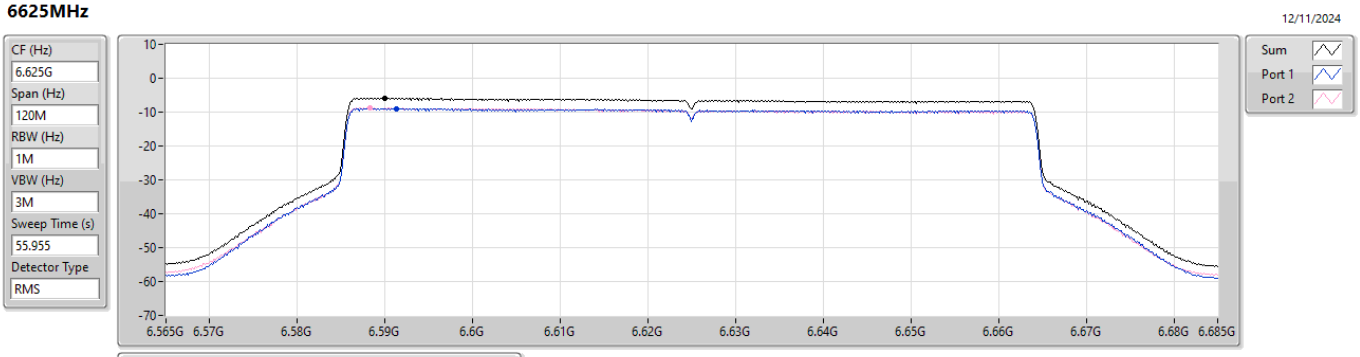

Sum	PD	Port 1	Port 2
(dBm/RBW)	(dBm/RBW)	(dBm/RBW)	(dBm/RBW)
-5.93	-5.93	-9.03	-8.84

6.525-6.875GHz_802.11be EHT80_Nss1,(MCS0)_2TX **PSD**

6705MHz

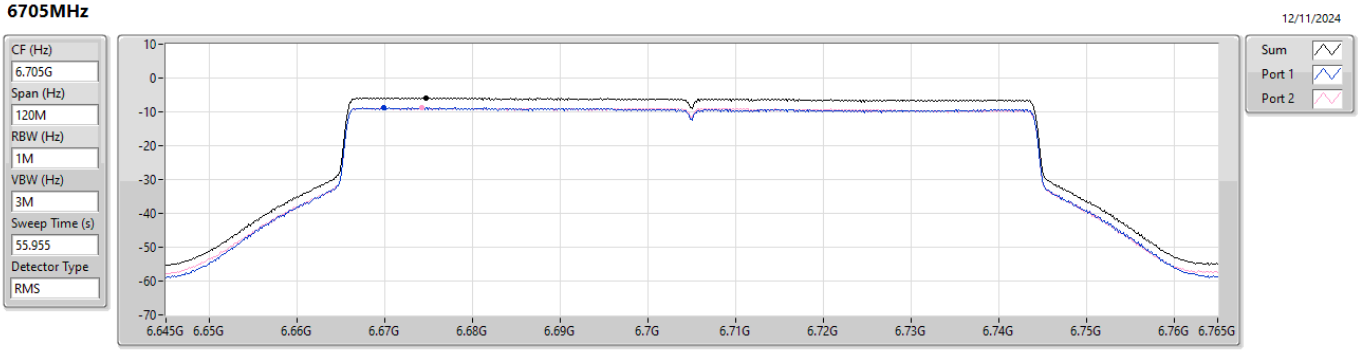

Sum	PD	Port 1	Port 2
(dBm/RBW)	(dBm/RBW)	(dBm/RBW)	(dBm/RBW)
-5.87	-5.87	-8.83	-8.87

6.525-6.875GHz_802.11be EHT80_Nss1,(MCS0)_2TX **PSD**

6785MHz

12/11/2024

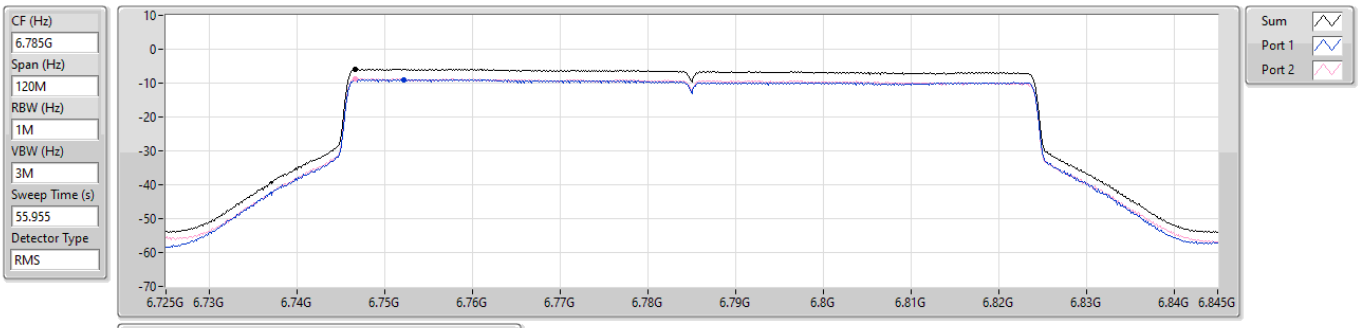

Sum	PD	Port 1	Port 2
(dBm/RBW)	(dBm/RBW)	(dBm/RBW)	(dBm/RBW)
-5.90	-5.90	-9.03	-8.76

6.525-6.875GHz_802.11be EHT80_Nss1,(MCS0)_2TX **PSD**

6865MHz

12/11/2024

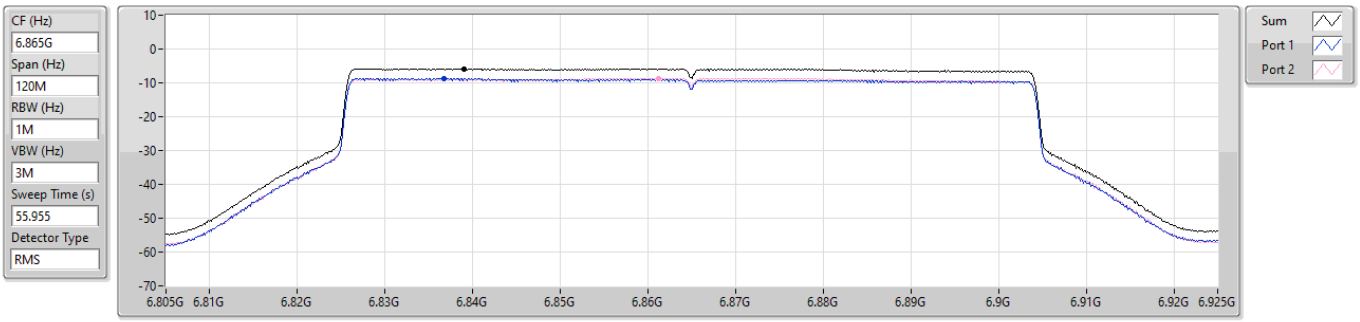

Sum	PD	Port 1	Port 2
(dBm/RBW)	(dBm/RBW)	(dBm/RBW)	(dBm/RBW)
-5.81	-5.81	-8.75	-8.61

6.875-7.125GHz_802.11be EHT80_Nss1,(MCS0)_2TX **PSD**

6945MHz

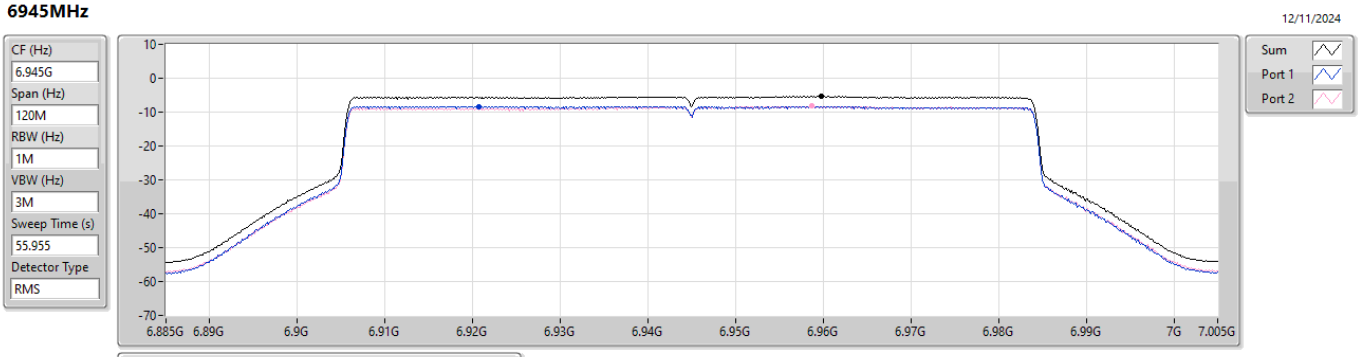

Sum	PD	Port 1	Port 2
(dBm/RBW)	(dBm/RBW)	(dBm/RBW)	(dBm/RBW)
-5.35	-5.35	-8.29	-8.27

6.875-7.125GHz_802.11be EHT80_Nss1,(MCS0)_2TX **PSD**

7025MHz

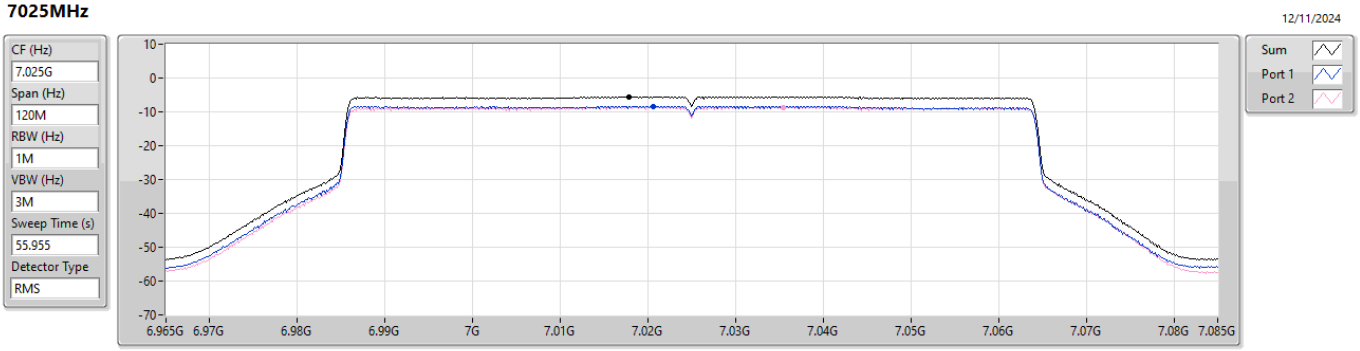

Sum	PD	Port 1	Port 2
(dBm/RBW)	(dBm/RBW)	(dBm/RBW)	(dBm/RBW)
-5.52	-5.52	-8.29	-8.62

5.925-6.425GHz_802.11be EHT160_Nss1,(MCS0)_2TX **PSD**

6025MHz

12/11/2024

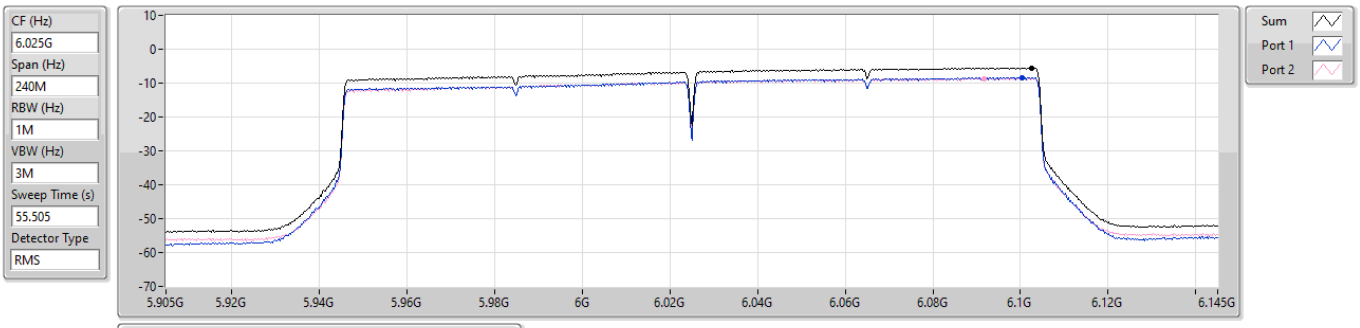

Sum	PD	Port 1	Port 2
(dBm/RBW)	(dBm/RBW)	(dBm/RBW)	(dBm/RBW)
-5.51	-5.51	-8.34	-8.60

5.925-6.425GHz_802.11be EHT160_Nss1,(MCS0)_2TX **PSD**

6185MHz

12/11/2024

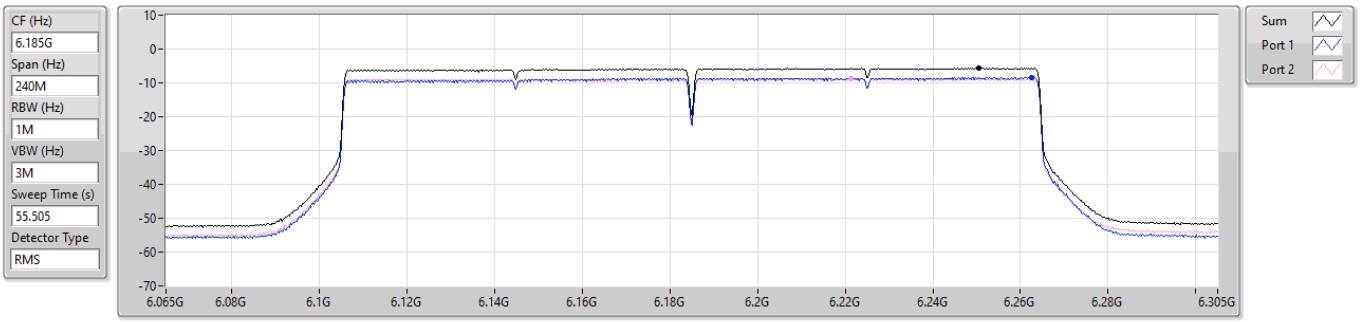

Sum	PD	Port 1	Port 2
(dBm/RBW)	(dBm/RBW)	(dBm/RBW)	(dBm/RBW)
-5.67	-5.67	-8.44	-8.78

5.925-6.425GHz_802.11be EHT160_Nss1,(MCS0)_2TX **PSD**

6345MHz

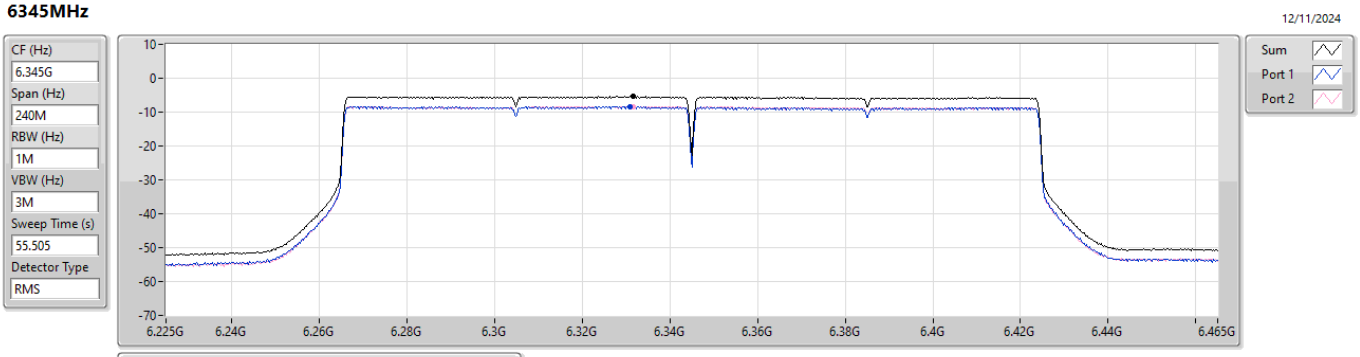

Sum	PD	Port 1	Port 2
(dBm/RBW)	(dBm/RBW)	(dBm/RBW)	(dBm/RBW)
-5.40	-5.40	-8.41	-8.36

6.425-6.525GHz_802.11be EHT160_Nss1,(MCS0)_2TX **PSD**

6505MHz

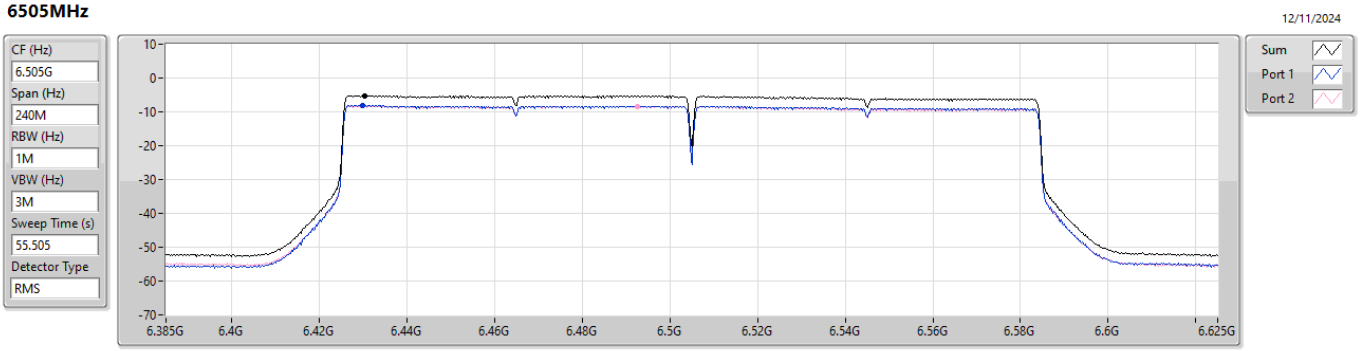

Sum	PD	Port 1	Port 2
(dBm/RBW)	(dBm/RBW)	(dBm/RBW)	(dBm/RBW)
-5.22	-5.22	-8.09	-8.30

6.525-6.875GHz_802.11be EHT160_Nss1,(MCS0)_2TX **PSD**

6665MHz

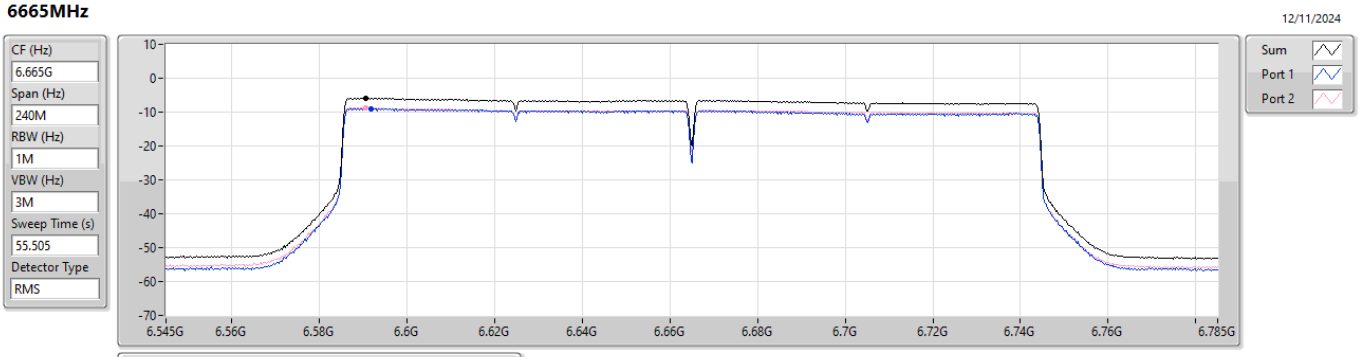

Sum	PD	Port 1	Port 2
(dBm/RBW)	(dBm/RBW)	(dBm/RBW)	(dBm/RBW)
-5.90	-5.90	-9.04	-8.69

6.525-6.875GHz_802.11be EHT160_Nss1,(MCS0)_2TX **PSD**

6825MHz

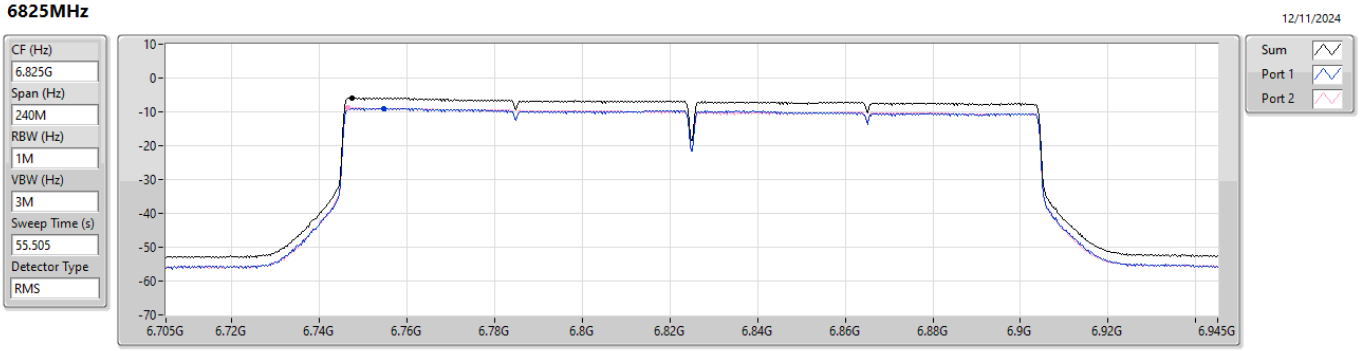

Sum	PD	Port 1	Port 2
(dBm/RBW)	(dBm/RBW)	(dBm/RBW)	(dBm/RBW)
-5.92	-5.92	-8.93	-8.78

6.875-7.125GHz_802.11be EHT160_Nss1,(MCS0)_2TX **PSD**

6985MHz

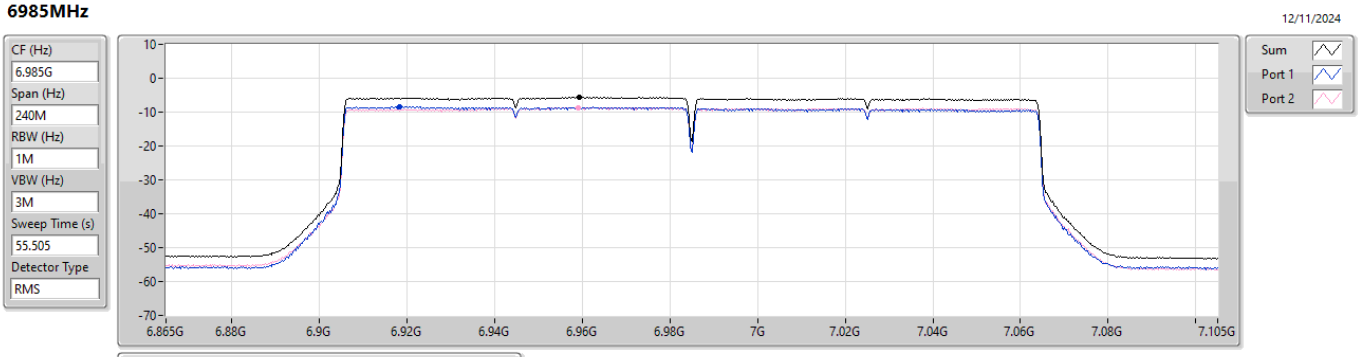

Sum	PD	Port 1	Port 2
(dBm/RBW)	(dBm/RBW)	(dBm/RBW)	(dBm/RBW)
-5.62	-5.62	-8.43	-8.61

5.925-6.425GHz_802.11be EHT320_Nss1,(MCS0)_2TX **PSD**

6105MHz

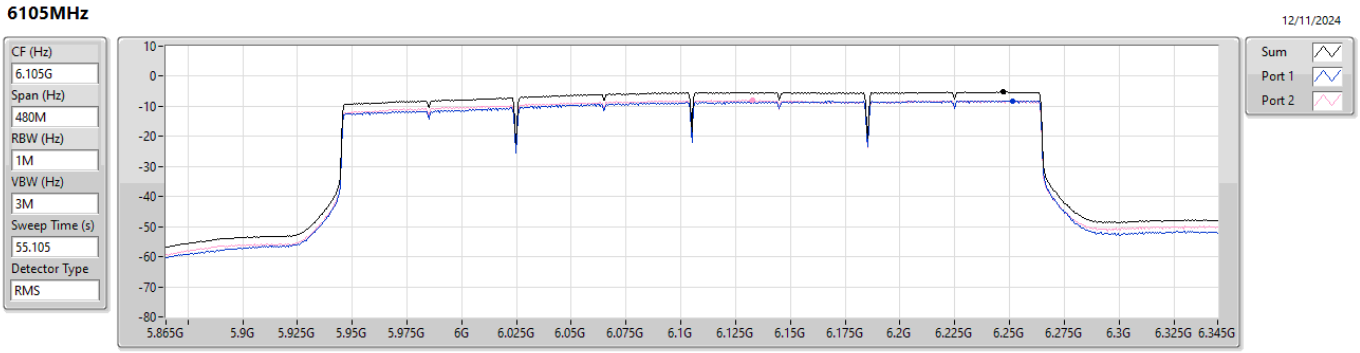

Sum	PD	Port 1	Port 2
(dBm/RBW)	(dBm/RBW)	(dBm/RBW)	(dBm/RBW)
-5.24	-5.24	-8.15	-8.07

5.925-6.425GHz_802.11be EHT320_Nss1,(MCS0)_2TX **PSD**

6265MHz

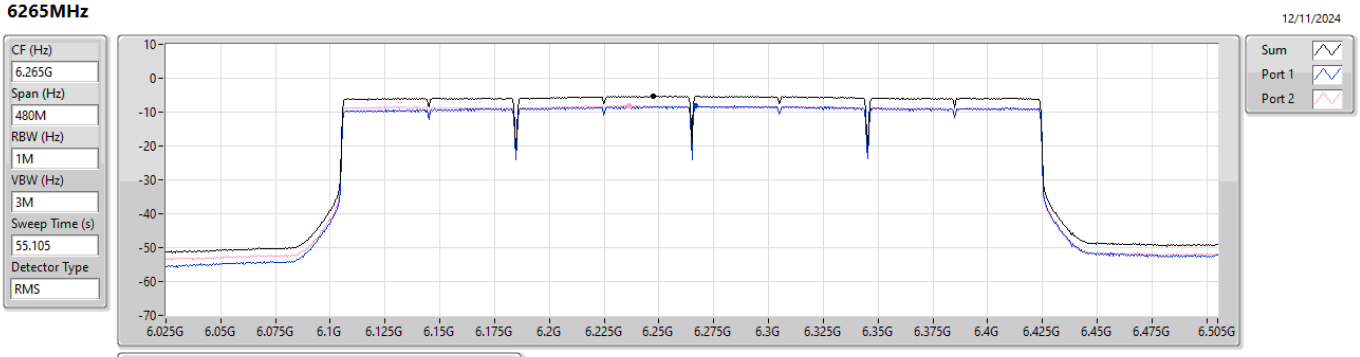

Sum	PD	Port 1	Port 2
(dBm/RBW)	(dBm/RBW)	(dBm/RBW)	(dBm/RBW)
-5.32	-5.32	-8.26	-8.15

5.925-6.425GHz_802.11be EHT320_Nss1,(MCS0)_2TX **PSD**

6425MHz

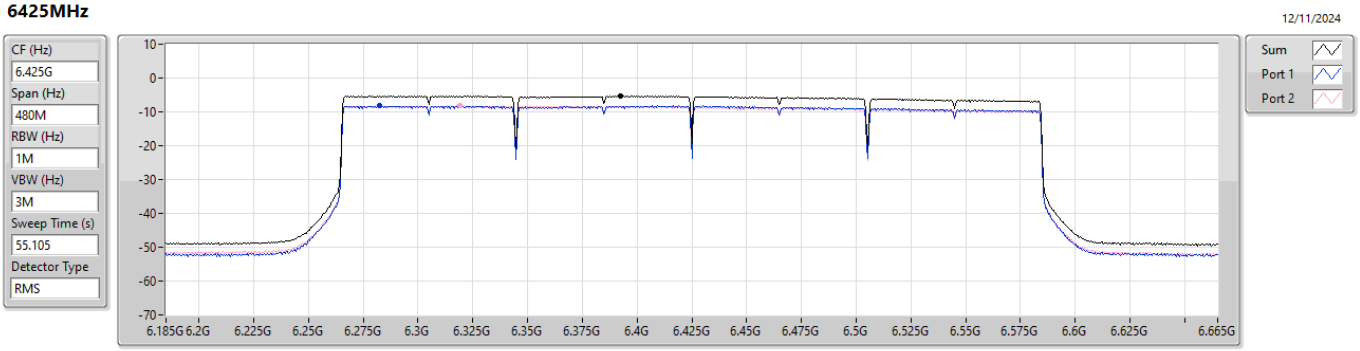

Sum	PD	Port 1	Port 2
(dBm/RBW)	(dBm/RBW)	(dBm/RBW)	(dBm/RBW)
-5.31	-5.31	-8.26	-8.21

6.425-6.525GHz_802.11be EHT320_Nss1,(MCS0)_2TX **PSD**

6585MHz

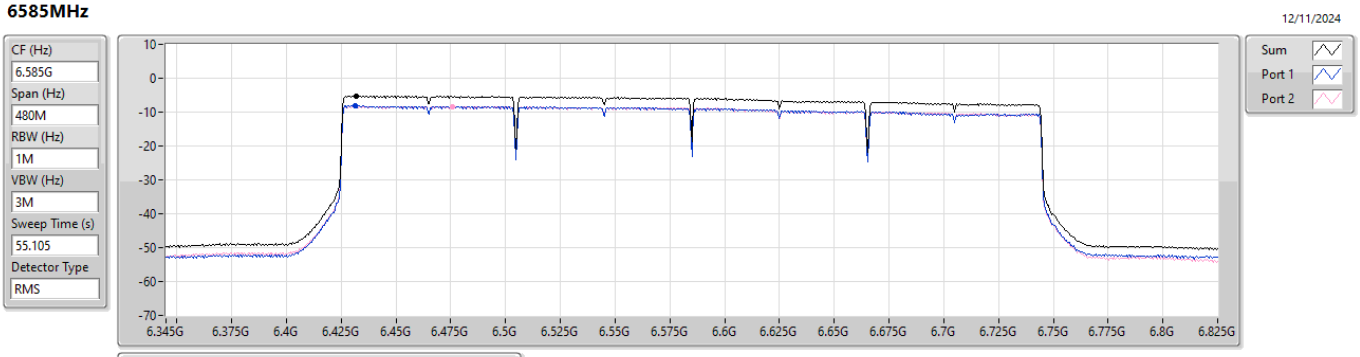

Sum	PD	Port 1	Port 2
(dBm/RBW)	(dBm/RBW)	(dBm/RBW)	(dBm/RBW)
-5.23	-5.23	-8.12	-8.29

6.525-6.875GHz_802.11be EHT320_Nss1,(MCS0)_2TX **PSD**

6745MHz

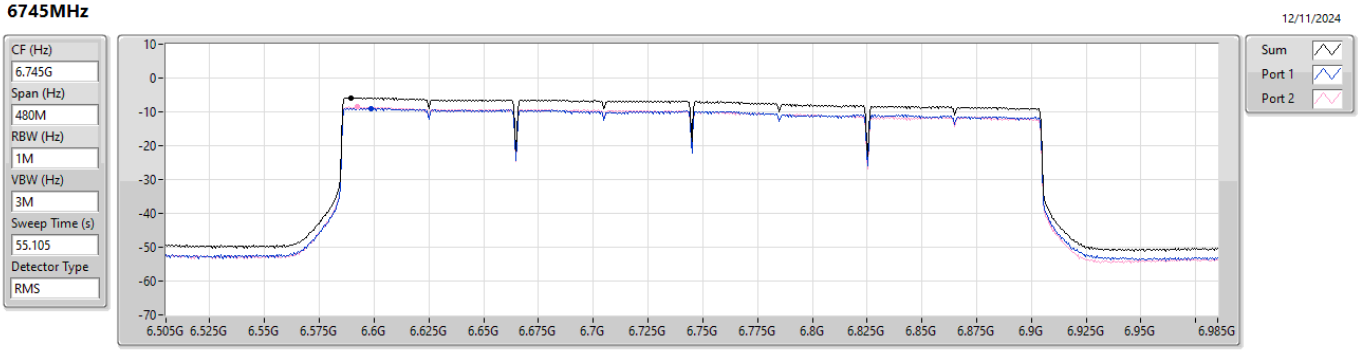

Sum	PD	Port 1	Port 2
(dBm/RBW)	(dBm/RBW)	(dBm/RBW)	(dBm/RBW)
-5.80	-5.80	-8.99	-8.58

6.525-6.875GHz_802.11be EHT320_Nss1,(MCS0)_2TX **PSD**

6905MHz

12/11/2024

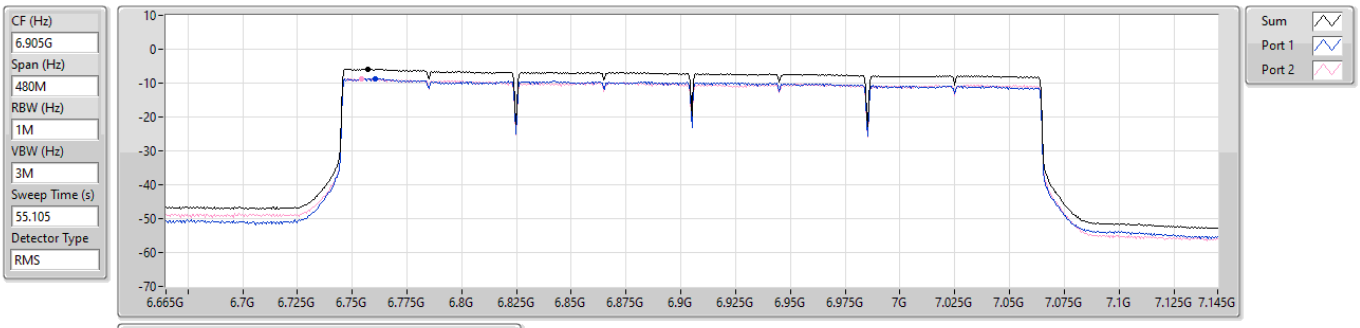

Sum	PD	Port 1	Port 2
(dBm/RBW)	(dBm/RBW)	(dBm/RBW)	(dBm/RBW)
-5.86	-5.86	-8.79	-8.86

Summary

Mode	PD (dBm/RBW)	EIRP PD (dBm/RBW)
5.925-6.425GHz	-	-
802.11be EHT80_Nss1,(MCS0)_2TX	-5.46	4.73
802.11be EHT160_Nss1,(MCS0)_2TX	-5.75	4.44
802.11be EHT320_Nss1,(MCS0)_2TX	-5.60	4.59
6.525-6.875GHz	-	-
802.11be EHT320_Nss1,(MCS0)_2TX	-5.96	4.49
6.875-7.125GHz	-	-
802.11be EHT80_Nss1,(MCS0)_2TX	-5.60	4.58
802.11be EHT160_Nss1,(MCS0)_2TX	-5.86	4.32

RBW = 500kHz for 5.725-5.85GHz band / 1MHz for other band;

Result

Mode	Result	DG (dBi)	Port 1 (dBm/RBW)	Port 2 (dBm/RBW)	PD (dBm/RBW)	PD Limit (dBm/RBW)	EIRP PD (dBm/RBW)	EIRP PD Limit (dBm/RBW)
802.11be EHT80_Nss1,(MCS0),RU484+RU242 MRU 3_2TX	-	-	-	-	-	-	-	-
5985MHz	Pass	10.19	-8.11	-8.79	-5.61	Inf	4.58	5.00
802.11be EHT80_Nss1,(MCS0),RU242+RU242 MRU 1_2TX	-	-	-	-	-	-	-	-
5985MHz	Pass	10.19	-8.09	-8.53	-5.46	Inf	4.73	5.00
802.11be EHT80_Nss1,(MCS0),RU484+RU242 MRU 3_2TX	-	-	-	-	-	-	-	-
7025MHz	Pass	10.18	-8.68	-8.74	-5.78	Inf	4.40	5.00
802.11be EHT80_Nss1,(MCS0),RU242+RU242 MRU 1_2TX	-	-	-	-	-	-	-	-
7025MHz	Pass	10.18	-8.43	-8.60	-5.60	Inf	4.58	5.00
802.11be EHT160_Nss1,(MCS0),RU996+RU484 MRU 2_2TX	-	-	-	-	-	-	-	-
6025MHz	Pass	10.19	-8.73	-9.01	-5.94	Inf	4.25	5.00
802.11be EHT160_Nss1,(MCS0),RU726+RU242+RU242 MRU 1_2TX	-	-	-	-	-	-	-	-
6025MHz	Pass	10.19	-8.52	-8.81	-5.76	Inf	4.43	5.00
802.11be EHT160_Nss1,(MCS0),RU484+RU484 MRU 1_2TX	-	-	-	-	-	-	-	-
6025MHz	Pass	10.19	-8.58	-8.63	-5.75	Inf	4.44	5.00
802.11be EHT160_Nss1,(MCS0),RU996+RU484 MRU 2_2TX	-	-	-	-	-	-	-	-
6985MHz	Pass	10.18	-8.95	-8.90	-5.99	Inf	4.19	5.00
802.11be EHT160_Nss1,(MCS0),RU726+RU242+RU242 MRU 1_2TX	-	-	-	-	-	-	-	-
6985MHz	Pass	10.18	-8.62	-8.95	-5.86	Inf	4.32	5.00
802.11be EHT160_Nss1,(MCS0),RU484+RU484 MRU 1_2TX	-	-	-	-	-	-	-	-
6985MHz	Pass	10.18	-8.70	-9.17	-6.00	Inf	4.18	5.00
802.11be EHT320_Nss1,(MCS0),3xRU996 MRU 4_2TX	-	-	-	-	-	-	-	-
6105MHz	Pass	10.19	-8.53	-8.64	-5.65	Inf	4.54	5.00
802.11be EHT320_Nss1,(MCS0),2xRU996+RU484 MRU 8_2TX	-	-	-	-	-	-	-	-
6105MHz	Pass	10.19	-8.63	-8.52	-5.72	Inf	4.47	5.00
802.11be EHT320_Nss1,(MCS0),2xRU996+RU484 MRU 5_2TX	-	-	-	-	-	-	-	-
6105MHz	Pass	10.19	-8.39	-8.57	-5.60	Inf	4.59	5.00
802.11be EHT320_Nss1,(MCS0),2xRU996 MRU 1_2TX	-	-	-	-	-	-	-	-
6105MHz	Pass	10.19	-8.52	-8.85	-5.72	Inf	4.47	5.00
802.11be EHT320_Nss1,(MCS0),3xRU996 MRU 4_2TX	-	-	-	-	-	-	-	-
6905MHz	Pass	10.45	-9.05	-9.00	-6.09	Inf	4.36	5.00
802.11be EHT320_Nss1,(MCS0),2xRU996+RU484 MRU 8_2TX	-	-	-	-	-	-	-	-
6905MHz	Pass	10.45	-8.65	-9.13	-5.96	Inf	4.49	5.00
802.11be EHT320_Nss1,(MCS0),2xRU996+RU484 MRU 5_2TX	-	-	-	-	-	-	-	-
6905MHz	Pass	10.45	-9.16	-9.25	-6.25	Inf	4.20	5.00
802.11be EHT320_Nss1,(MCS0),2xRU996 MRU 1_2TX	-	-	-	-	-	-	-	-
6905MHz	Pass	10.45	-9.04	-9.26	-6.19	Inf	4.26	5.00

DG = Directional Gain; RBW = 500kHz for 5.725-5.85GHz band / 1MHz for other band;
PD = trace bin-by-bin of each transmits port summing can be performed maximum power density; Port X = Port X Power Density;
Inf = There's no restriction for the limit.

5.925-6.425GHz_802.11be EHT80_Nss1,(MCS0),RU484+RU242 MRU 3_2TX **PSD**

5985MHz

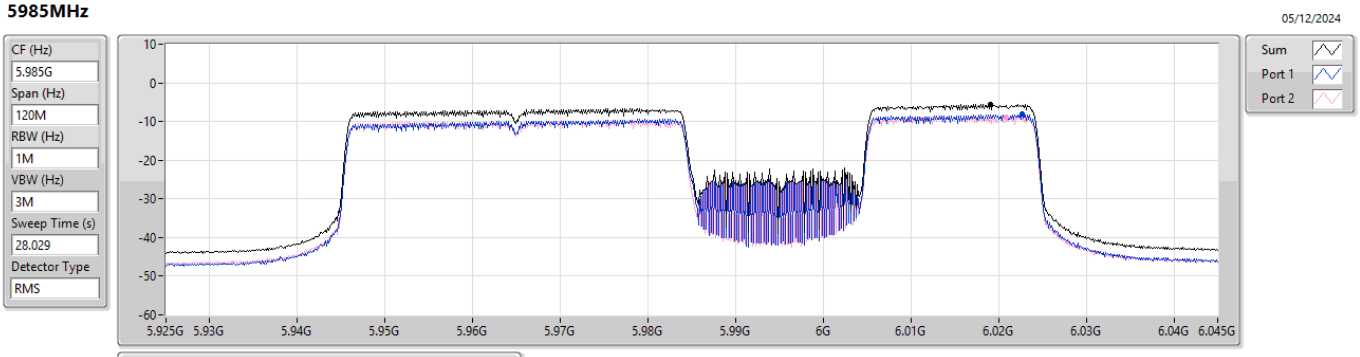

Sum	PD	Port 1	Port 2
(dBm/RBW)	(dBm/RBW)	(dBm/RBW)	(dBm/RBW)
-5.61	-5.61	-8.11	-8.79

5.925-6.425GHz_802.11be EHT80_Nss1,(MCS0),RU242+RU242 MRU 1_2TX **PSD**

5985MHz

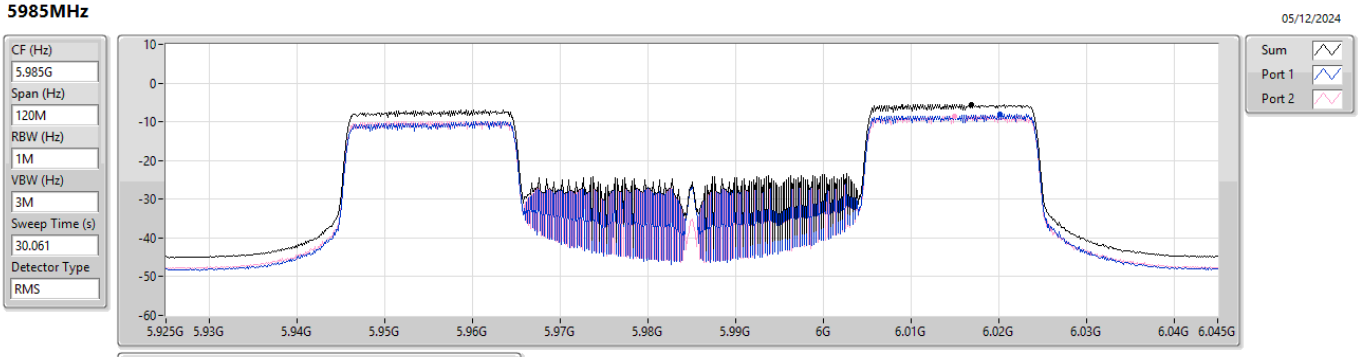

Sum	PD	Port 1	Port 2
(dBm/RBW)	(dBm/RBW)	(dBm/RBW)	(dBm/RBW)
-5.46	-5.46	-8.09	-8.53

6.875-7.125GHz_802.11be EHT80_Nss1,(MCS0),RU484+RU242 MRU 3_2TX **PSD**

7025MHz

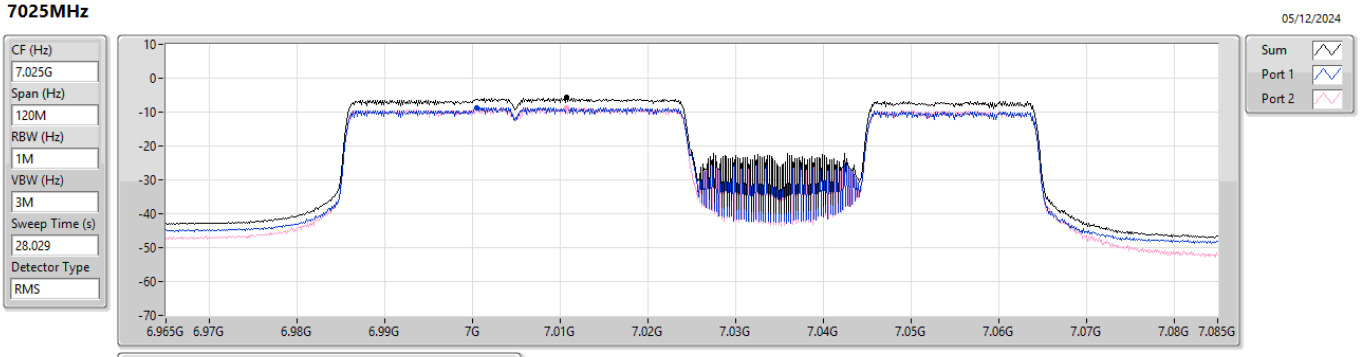

Sum	PD	Port 1	Port 2
(dBm/RBW)	(dBm/RBW)	(dBm/RBW)	(dBm/RBW)
-5.78	-5.78	-8.68	-8.74

6.875-7.125GHz_802.11be EHT80_Nss1,(MCS0),RU242+RU242 MRU 1_2TX **PSD**

7025MHz

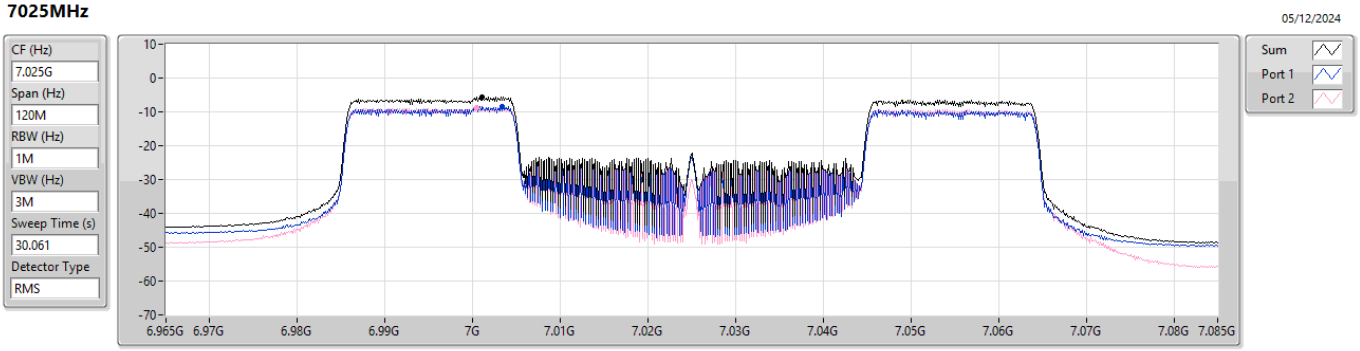

Sum	PD	Port 1	Port 2
(dBm/RBW)	(dBm/RBW)	(dBm/RBW)	(dBm/RBW)
-5.60	-5.60	-8.43	-8.60

5.925-6.425GHz_802.11be EHT160_Nss1,(MCS0),RU996+RU484 MRU 2_2TX **PSD**

6025MHz

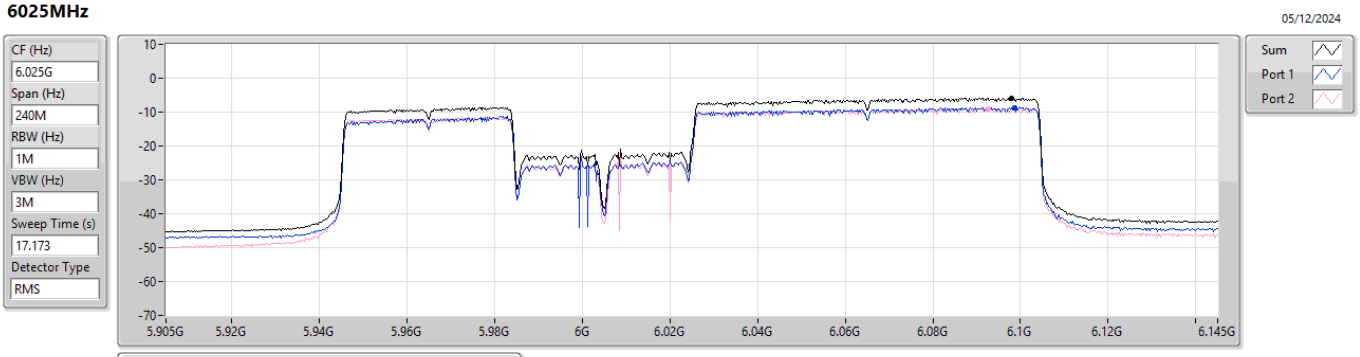

Sum	PD	Port 1	Port 2
(dBm/RBW)	(dBm/RBW)	(dBm/RBW)	(dBm/RBW)
-5.94	-5.94	-8.73	-9.01

5.925-6.425GHz_802.11be EHT160_Nss1,(MCS0),RU726+RU242+RU242 MRU 1_2TX **PSD**

6025MHz

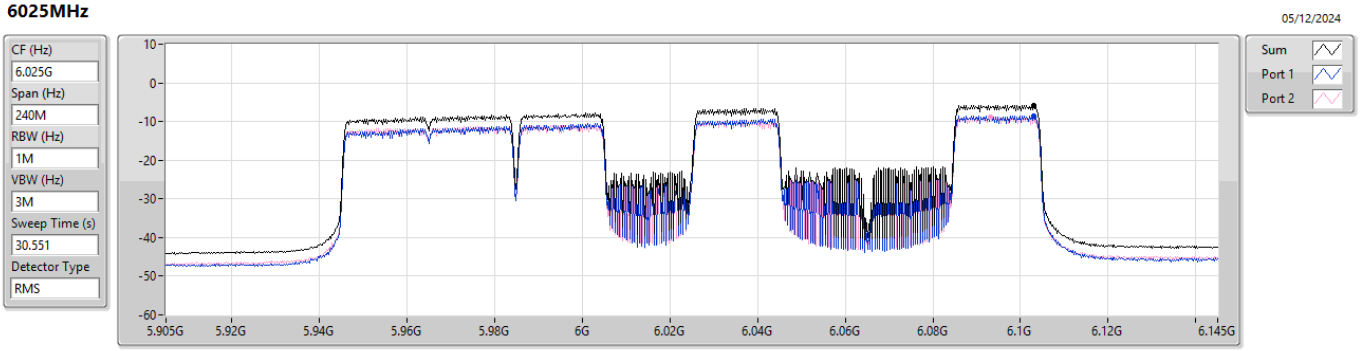

Sum	PD	Port 1	Port 2
(dBm/RBW)	(dBm/RBW)	(dBm/RBW)	(dBm/RBW)
-5.76	-5.76	-8.52	-8.81

5.925-6.425GHz_802.11be EHT160_Nss1,(MCS0),RU484+RU484 MRU 1_2TX **PSD**

6025MHz

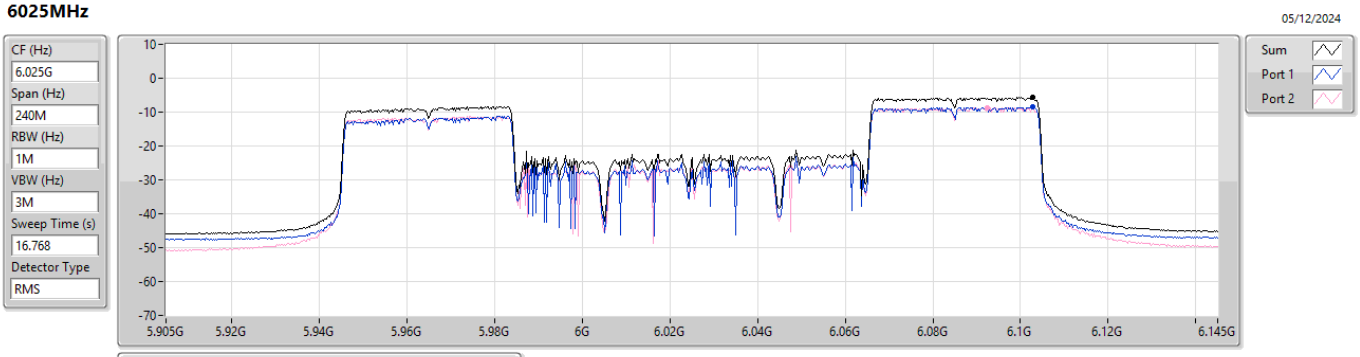

Sum	PD	Port 1	Port 2
(dBm/RBW)	(dBm/RBW)	(dBm/RBW)	(dBm/RBW)
-5.75	-5.75	-8.58	-8.63

6.875-7.125GHz_802.11be EHT160_Nss1,(MCS0),RU996+RU484 MRU 2_2TX **PSD**

6985MHz

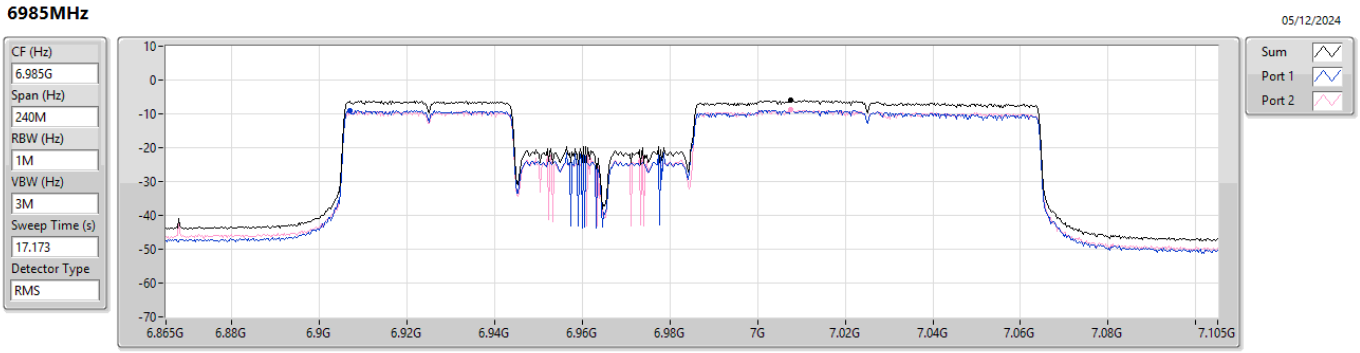

Sum	PD	Port 1	Port 2
(dBm/RBW)	(dBm/RBW)	(dBm/RBW)	(dBm/RBW)
-5.99	-5.99	-8.95	-8.90

6.875-7.125GHz_802.11be EHT160_Nss1,(MCS0),RU726+RU242+RU242 MRU 1_2TX **PSD**

6985MHz

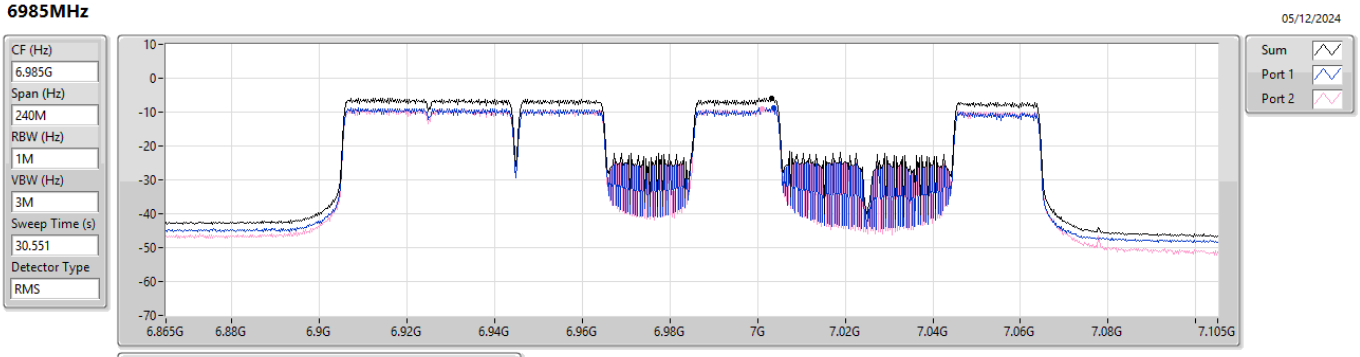

Sum	PD	Port 1	Port 2
(dBm/RBW)	(dBm/RBW)	(dBm/RBW)	(dBm/RBW)
-5.86	-5.86	-8.62	-8.95

6.875-7.125GHz_802.11be EHT160_Nss1,(MCS0),RU484+RU484 MRU 1_2TX **PSD**

6985MHz

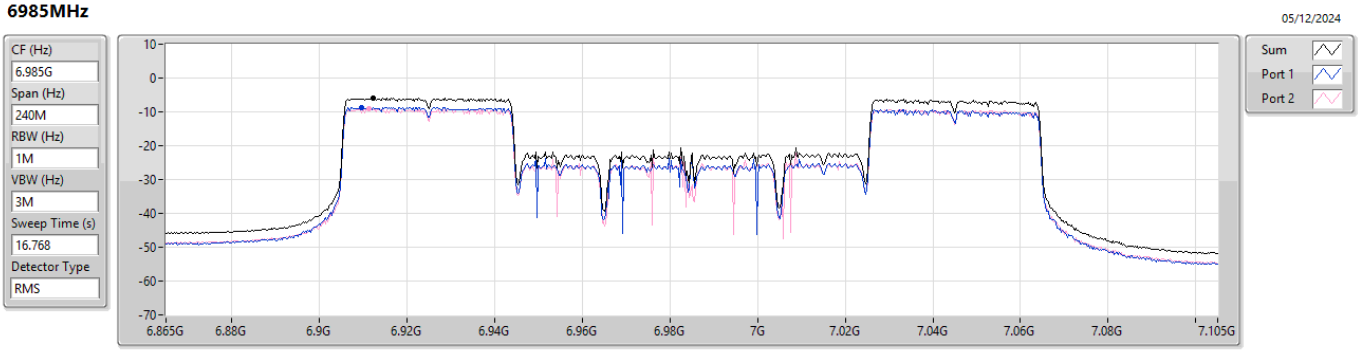

Sum	PD	Port 1	Port 2
(dBm/RBW)	(dBm/RBW)	(dBm/RBW)	(dBm/RBW)
-6.00	-6.00	-8.70	-9.17

5.925-6.425GHz_802.11be EHT320_Nss1,(MCS0),3xRU996 MRU 4_2TX **PSD**

6105MHz

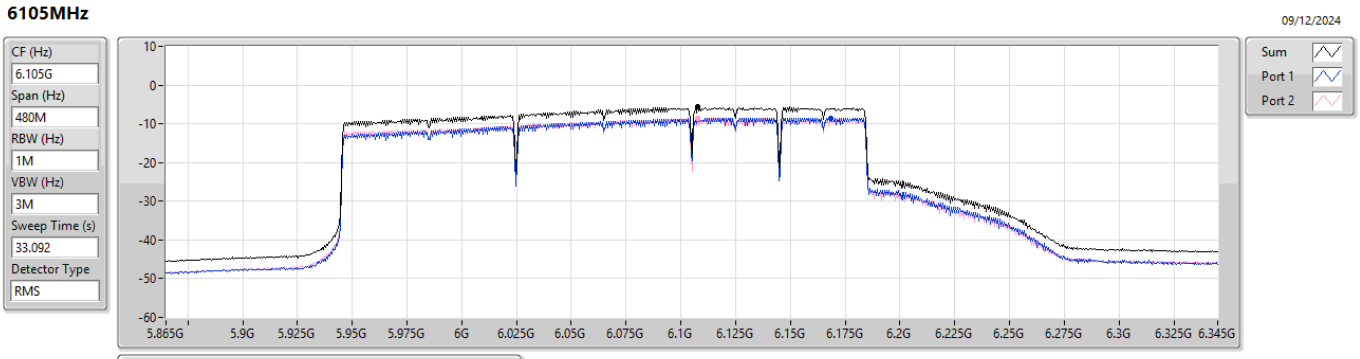

Sum	PD	Port 1	Port 2
(dBm/RBW)	(dBm/RBW)	(dBm/RBW)	(dBm/RBW)
-5.65	-5.65	-8.53	-8.64

5.925-6.425GHz_802.11be EHT320_Nss1,(MCS0),2xRU996+RU484 MRU 8_2TX **PSD**

6105MHz

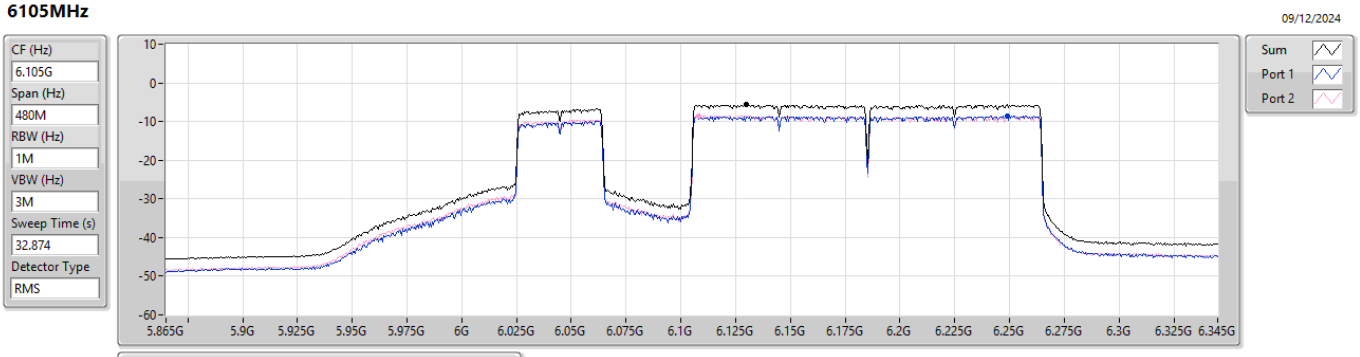

Sum	PD	Port 1	Port 2
(dBm/RBW)	(dBm/RBW)	(dBm/RBW)	(dBm/RBW)
-5.72	-5.72	-8.63	-8.52

5.925-6.425GHz_802.11be EHT320_Nss1,(MCS0),2xRU996+RU484 MRU 5_2TX **PSD**

6105MHz

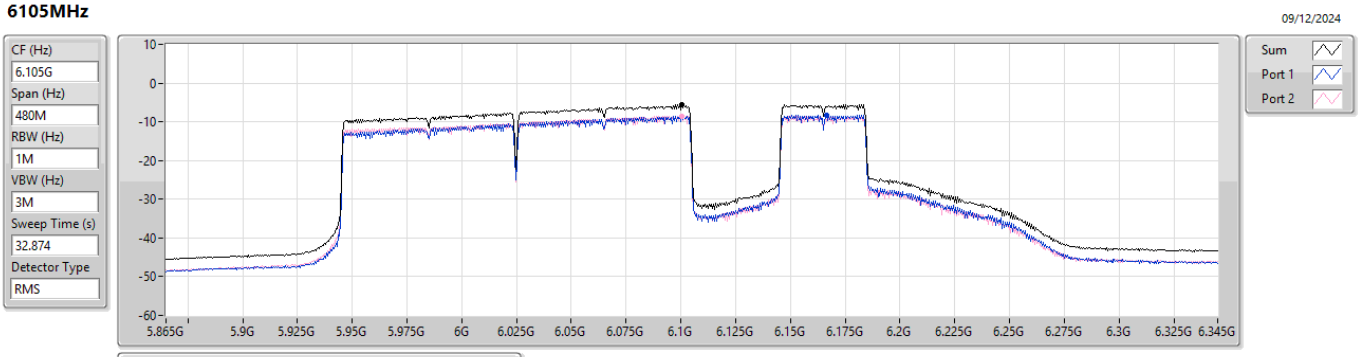

Sum	PD	Port 1	Port 2
(dBm/RBW)	(dBm/RBW)	(dBm/RBW)	(dBm/RBW)
-5.60	-5.60	-8.39	-8.57

5.925-6.425GHz_802.11be EHT320_Nss1,(MCS0),2xRU996 MRU 1_2TX **PSD**

6105MHz

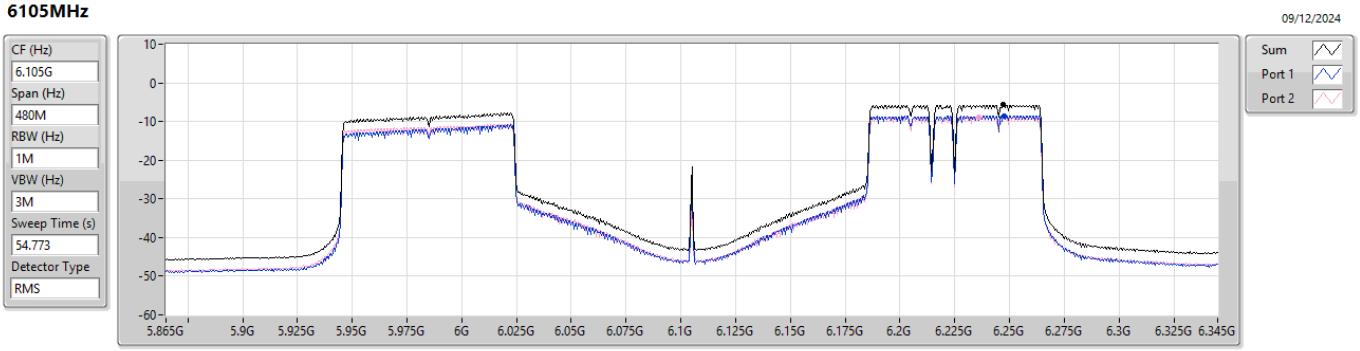

Sum	PD	Port 1	Port 2
(dBm/RBW)	(dBm/RBW)	(dBm/RBW)	(dBm/RBW)
-5.72	-5.72	-8.52	-8.85

6.525-6.875GHz_802.11be EHT320_Nss1,(MCS0),3xRU996 MRU 4_2TX **PSD**

6905MHz

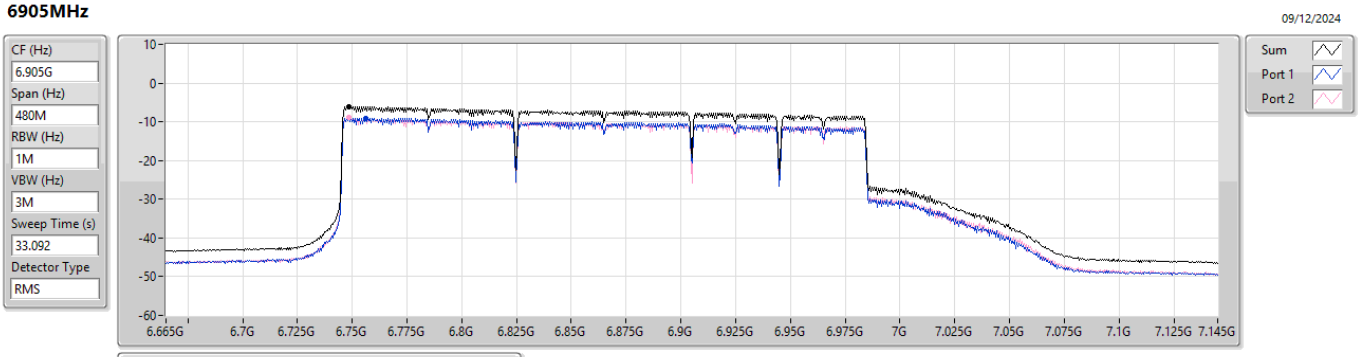

Sum	PD	Port 1	Port 2
(dBm/RBW)	(dBm/RBW)	(dBm/RBW)	(dBm/RBW)
-6.09	-6.09	-9.05	-9.00

6.525-6.875GHz_802.11be EHT320_Nss1,(MCS0),2xRU996+RU484 MRU 8_2TX **PSD**

6905MHz

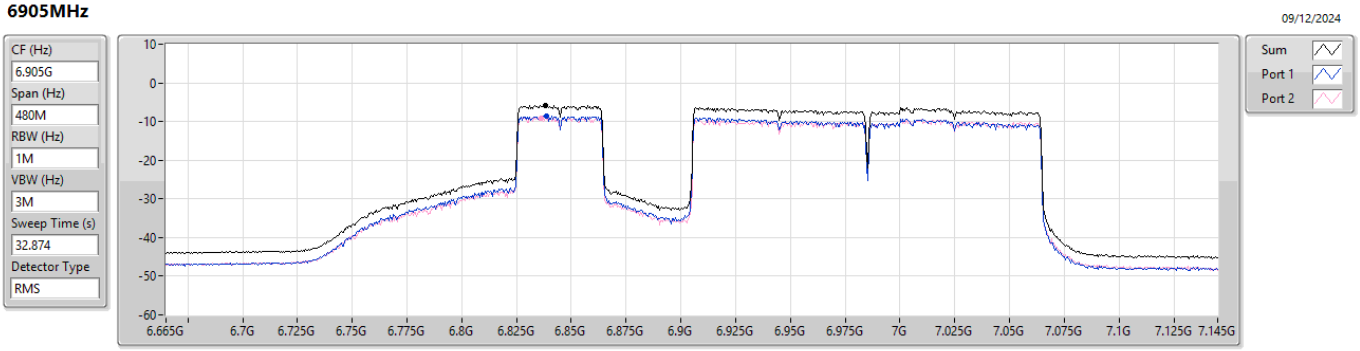

Sum	PD	Port 1	Port 2
(dBm/RBW)	(dBm/RBW)	(dBm/RBW)	(dBm/RBW)
-5.96	-5.96	-8.65	-9.13

6.525-6.875GHz_802.11be EHT320_Nss1,(MCS0),2xRU996+RU484 MRU 5_2TX **PSD**

6905MHz

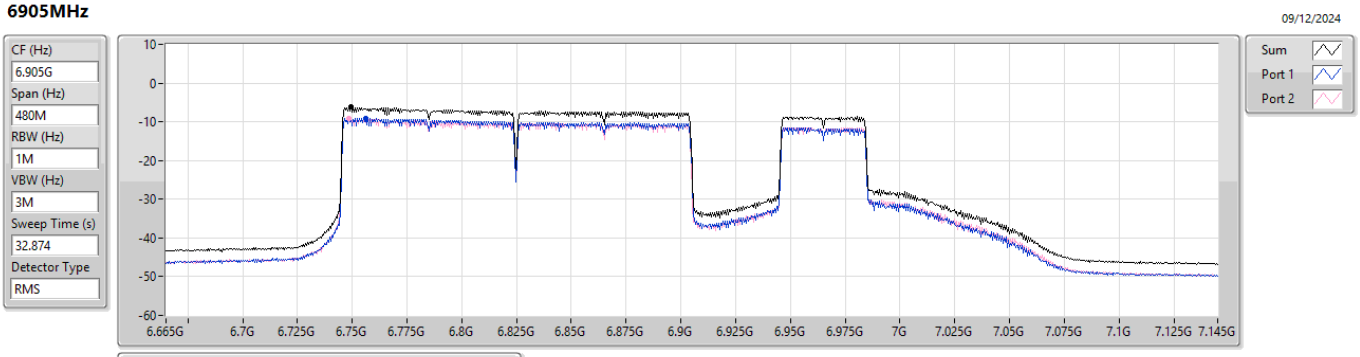

Sum	PD	Port 1	Port 2
(dBm/RBW)	(dBm/RBW)	(dBm/RBW)	(dBm/RBW)
-6.25	-6.25	-9.16	-9.25

6.525-6.875GHz_802.11be EHT320_Nss1,(MCS0),2xRU996 MRU 1_2TX **PSD**

6905MHz

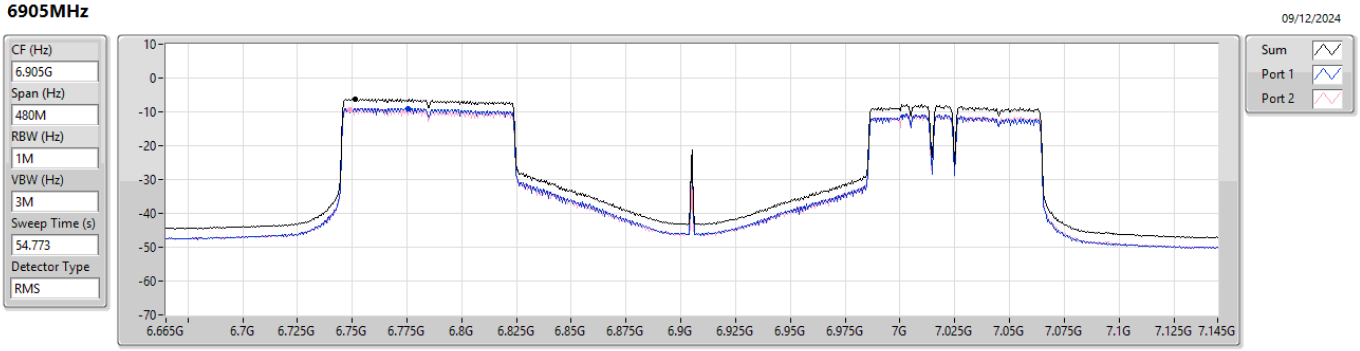

Sum	PD	Port 1	Port 2
(dBm/RBW)	(dBm/RBW)	(dBm/RBW)	(dBm/RBW)
-6.19	-6.19	-9.04	-9.26

Summary

Mode	PD (dBm/RBW)	EIRP PD (dBm/RBW)
5.925-6.425GHz	-	-
802.11be EHT80_Nss1,(MCS0),RU484+RU242 CP 2_2TX	-5.94	4.25
802.11be EHT160_Nss1,(MCS0),RU996+RU484 CP 3_2TX	-5.59	4.60
802.11be EHT320_Nss1,(MCS0),2xRU996+RU484 CP 6_2TX	-5.50	4.69
6.525-6.875GHz	-	-
802.11be EHT320_Nss1,(MCS0),3xRU996 CP 2_2TX	-6.05	4.40
6.875-7.125GHz	-	-
802.11be EHT80_Nss1,(MCS0),RU484+RU242 CP 1_2TX	-5.58	4.60
802.11be EHT160_Nss1,(MCS0),RU996+RU484+RU242 CP 5_2TX	-5.68	4.50

RBW = 500kHz for 5.725-5.85GHz band / 1MHz for other band;

Result

Mode	Result	DG (dBi)	Port 1 (dBm/RBW)	Port 2 (dBm/RBW)	PD (dBm/RBW)	PD Limit (dBm/RBW)	EIRP PD (dBm/RBW)	EIRP PD Limit (dBm/RBW)
802.11be EHT80_Nss1,(MCS0),RU484+RU242 CP 2_2TX	-	-	-	-	-	-	-	-
5985MHz	Pass	10.19	-8.8	-9.04	-5.94	Inf	4.25	5.00
802.11be EHT80_Nss1,(MCS0),RU484+RU242 CP 1_2TX	-	-	-	-	-	-	-	-
7025MHz	Pass	10.18	-8.47	-8.62	-5.58	Inf	4.60	5.00
802.11be EHT160_Nss1,(MCS0),RU996+RU484+RU242 CP 8_2TX	-	-	-	-	-	-	-	-
6025MHz	Pass	10.19	-8.48	-8.88	-5.70	Inf	4.49	5.00
802.11be EHT160_Nss1,(MCS0),RU996+RU484 CP 3_2TX	-	-	-	-	-	-	-	-
6025MHz	Pass	10.19	-8.41	-8.73	-5.59	Inf	4.60	5.00
802.11be EHT160_Nss1,(MCS0),RU996+RU484+RU242 CP 5_2TX	-	-	-	-	-	-	-	-
6985MHz	Pass	10.18	-8.52	-8.81	-5.68	Inf	4.50	5.00
802.11be EHT160_Nss1,(MCS0),RU996+RU484 CP 3_2TX	-	-	-	-	-	-	-	-
6985MHz	Pass	10.18	-8.86	-9.07	-6.00	Inf	4.18	5.00
802.11be EHT320_Nss1,(MCS0),3xRU996+RU484 CP 8_2TX	-	-	-	-	-	-	-	-
6105MHz	Pass	10.19	-8.52	-8.45	-5.52	Inf	4.67	5.00
802.11be EHT320_Nss1,(MCS0),3xRU996 CP 2_2TX	-	-	-	-	-	-	-	-
6105MHz	Pass	10.19	-8.5	-8.39	-5.56	Inf	4.63	5.00
802.11be EHT320_Nss1,(MCS0),2xRU996+RU484 CP 6_2TX	-	-	-	-	-	-	-	-
6105MHz	Pass	10.19	-8.48	-8.44	-5.50	Inf	4.69	5.00
802.11be EHT320_Nss1,(MCS0),3xRU996+RU484 CP 5_2TX	-	-	-	-	-	-	-	-
6905MHz	Pass	10.45	-9.04	-9.33	-6.22	Inf	4.23	5.00
802.11be EHT320_Nss1,(MCS0),3xRU996 CP 2_2TX	-	-	-	-	-	-	-	-
6905MHz	Pass	10.45	-8.82	-9.14	-6.05	Inf	4.40	5.00
802.11be EHT320_Nss1,(MCS0),2xRU996+RU484 CP 10_2TX	-	-	-	-	-	-	-	-
6905MHz	Pass	10.45	-8.88	-9.28	-6.10	Inf	4.35	5.00

DG = Directional Gain; RBW = 500kHz for 5.725-5.85GHz band / 1MHz for other band;
PD = trace bin-by-bin of each transmits port summing can be performed maximum power density; Port X = Port X Power Density;
Inf = There's no restriction for the limit.

5.925-6.425GHz_802.11be EHT80_Nss1,(MCS0),RU484+RU242 CP 2_2TX **PSD**

5985MHz

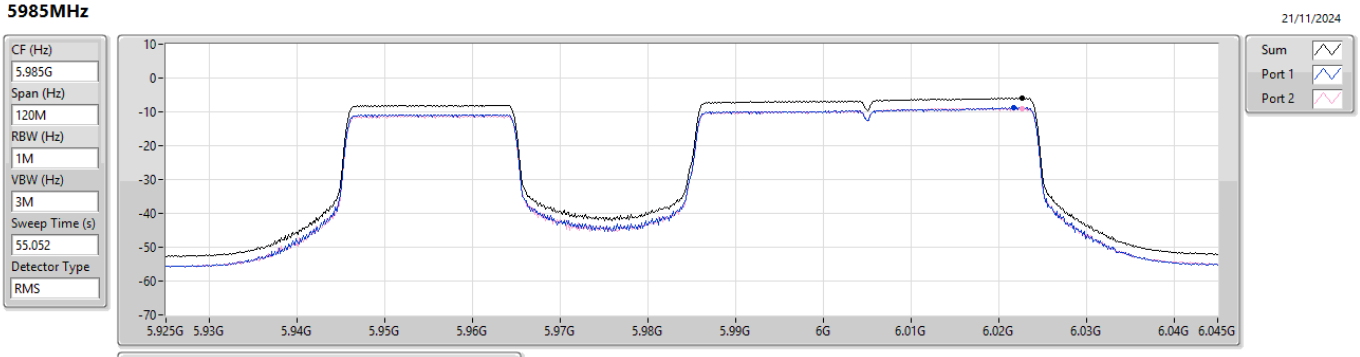

Sum	PD	Port 1	Port 2
(dBm/RBW)	(dBm/RBW)	(dBm/RBW)	(dBm/RBW)
-5.94	-5.94	-8.80	-9.04

6.875-7.125GHz_802.11be EHT80_Nss1,(MCS0),RU484+RU242 CP 1_2TX **PSD**

7025MHz

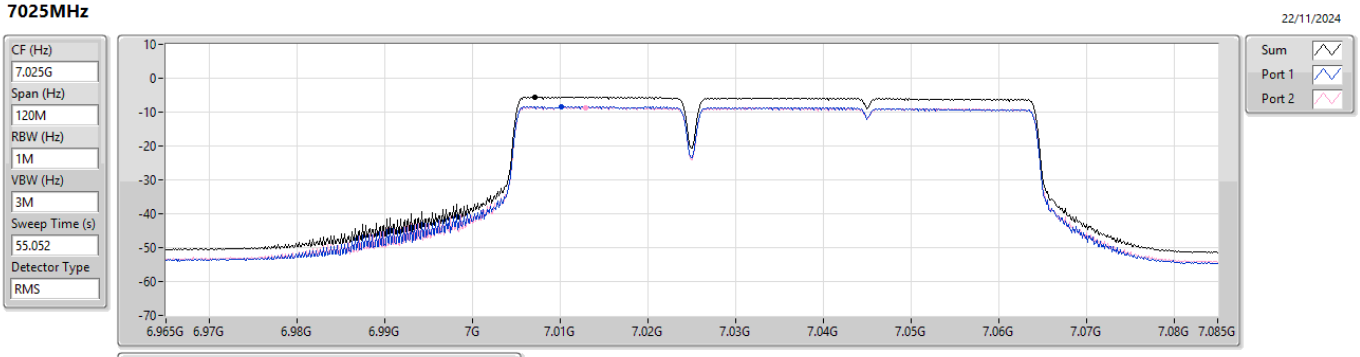

Sum	PD	Port 1	Port 2
(dBm/RBW)	(dBm/RBW)	(dBm/RBW)	(dBm/RBW)
-5.58	-5.58	-8.47	-8.62

5.925-6.425GHz_802.11be EHT160_Nss1,(MCS0),RU996+RU484+RU242 CP 8_2TX **PSD**

6025MHz

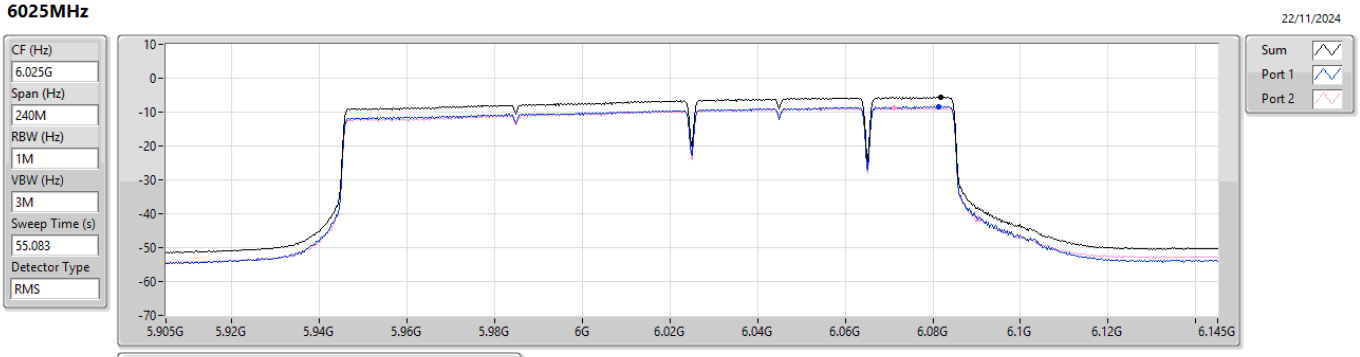

Sum	PD	Port 1	Port 2
(dBm/RBW)	(dBm/RBW)	(dBm/RBW)	(dBm/RBW)
-5.70	-5.70	-8.48	-8.88

5.925-6.425GHz_802.11be EHT160_Nss1,(MCS0),RU996+RU484 CP 3_2TX **PSD**

6025MHz

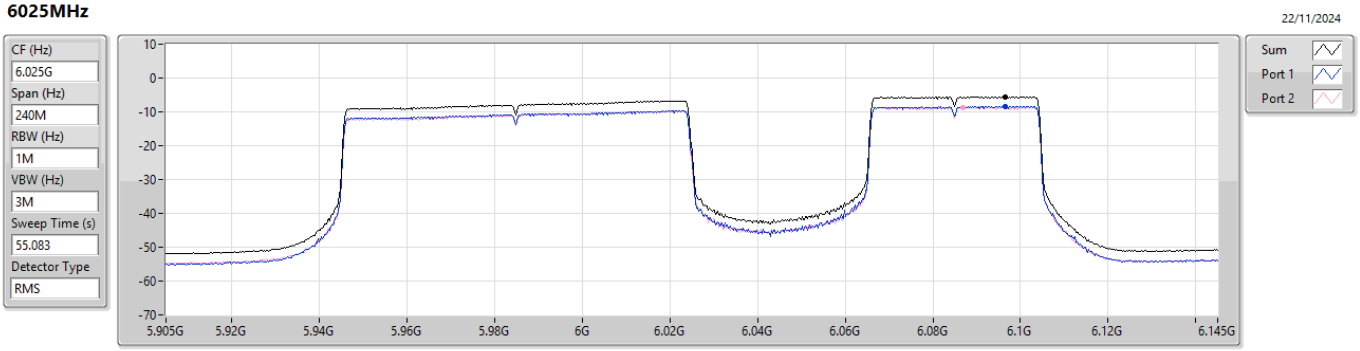

Sum	PD	Port 1	Port 2
(dBm/RBW)	(dBm/RBW)	(dBm/RBW)	(dBm/RBW)
-5.59	-5.59	-8.41	-8.73

6.875-7.125GHz_802.11be EHT160_Nss1,(MCS0),RU996+RU484+RU242 CP 5_2TX **PSD**

6985MHz

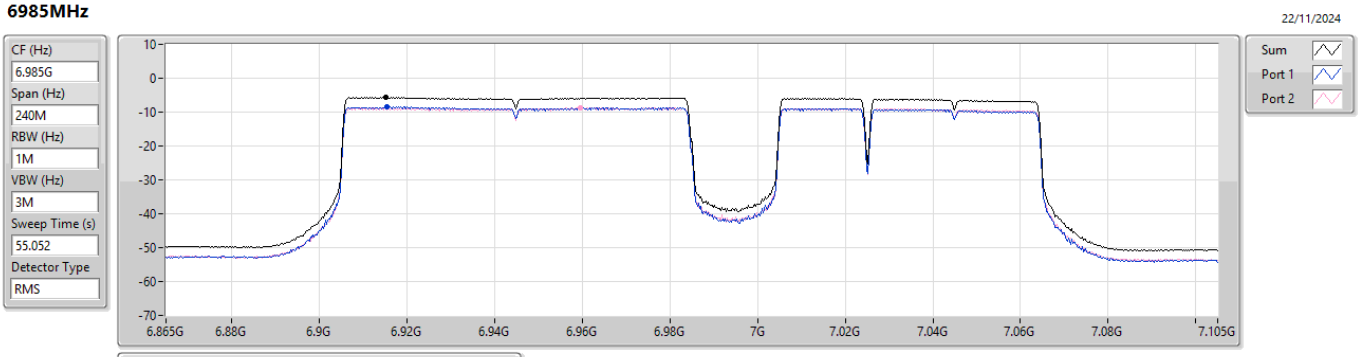

Sum	PD	Port 1	Port 2
(dBm/RBW)	(dBm/RBW)	(dBm/RBW)	(dBm/RBW)
-5.68	-5.68	-8.52	-8.81

6.875-7.125GHz_802.11be EHT160_Nss1,(MCS0),RU996+RU484 CP 3_2TX **PSD**

6985MHz

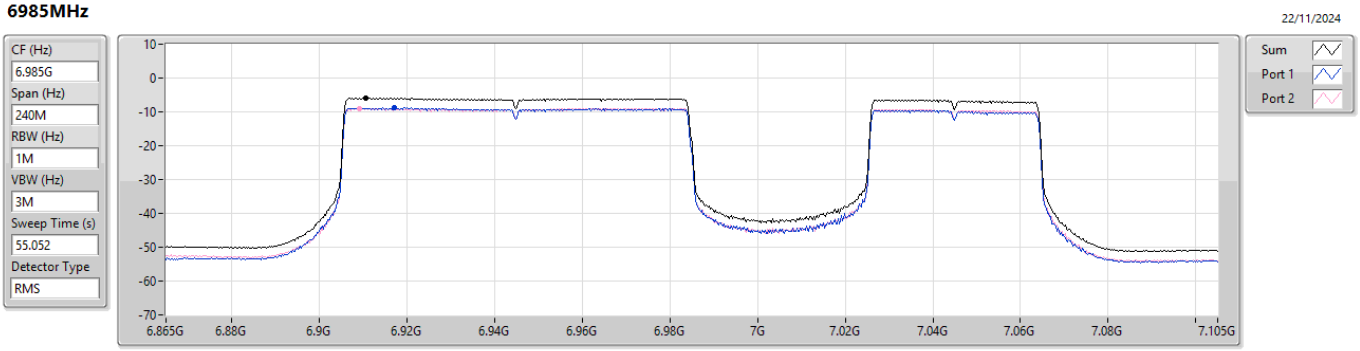

Sum	PD	Port 1	Port 2
(dBm/RBW)	(dBm/RBW)	(dBm/RBW)	(dBm/RBW)
-6.00	-6.00	-8.86	-9.07

5.925-6.425GHz_802.11be EHT320_Nss1,(MCS0),3xRU996+RU484 CP 8_2TX **PSD**

6105MHz

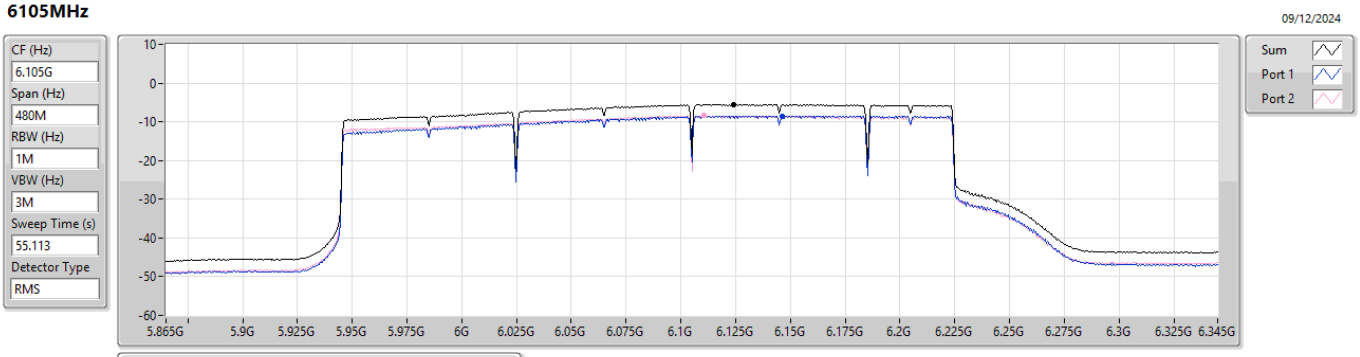

Sum	PD	Port 1	Port 2
(dBm/RBW)	(dBm/RBW)	(dBm/RBW)	(dBm/RBW)
-5.52	-5.52	-8.52	-8.45

5.925-6.425GHz_802.11be EHT320_Nss1,(MCS0),3xRU996 CP 2_2TX **PSD**

6105MHz

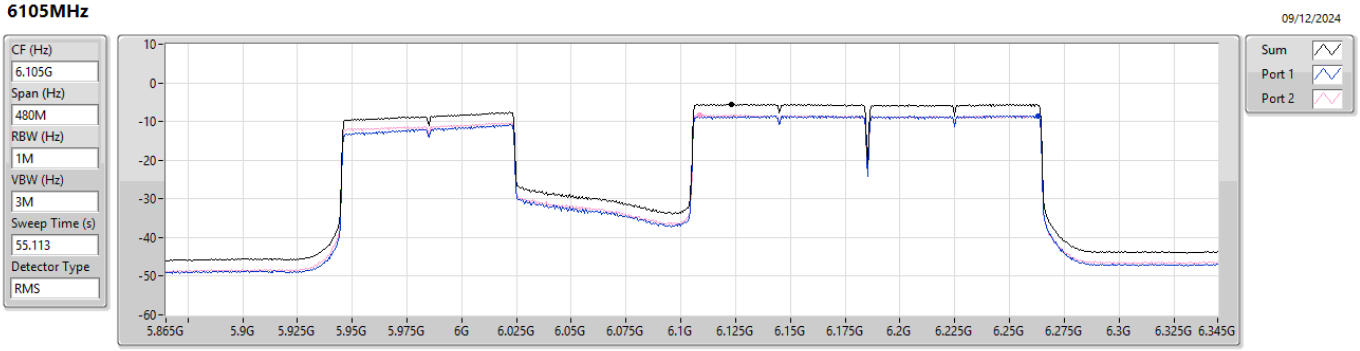

Sum	PD	Port 1	Port 2
(dBm/RBW)	(dBm/RBW)	(dBm/RBW)	(dBm/RBW)
-5.56	-5.56	-8.50	-8.39

5.925-6.425GHz_802.11be EHT320_Nss1,(MCS0),2xRU996+RU484 CP 6_2TX **PSD**

6105MHz

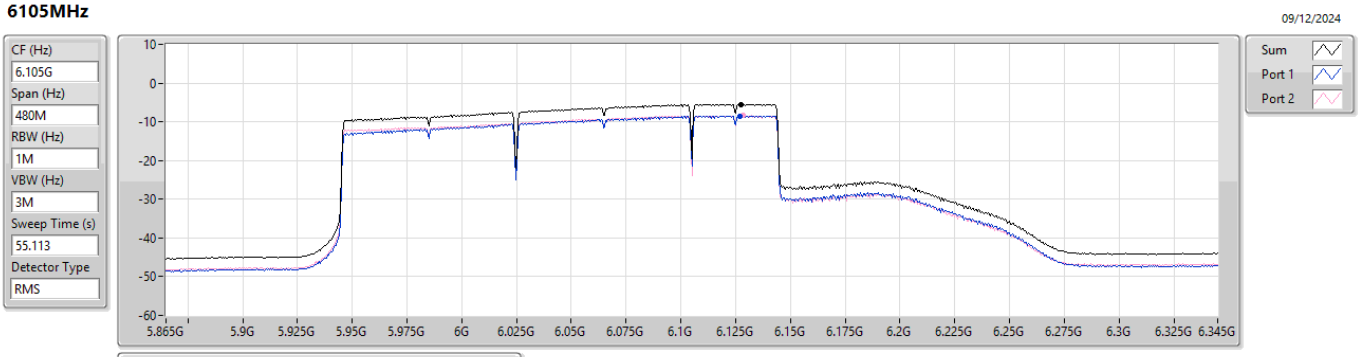

Sum	PD	Port 1	Port 2
(dBm/RBW)	(dBm/RBW)	(dBm/RBW)	(dBm/RBW)
-5.50	-5.50	-8.48	-8.44

6.525-6.875GHz_802.11be EHT320_Nss1,(MCS0),3xRU996+RU484 CP 5_2TX **PSD**

6905MHz

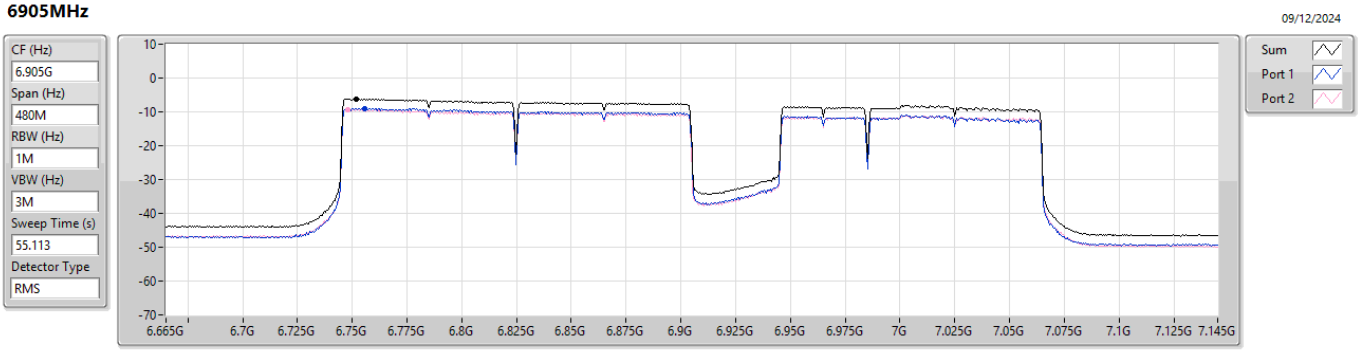

Sum	PD	Port 1	Port 2
(dBm/RBW)	(dBm/RBW)	(dBm/RBW)	(dBm/RBW)
-6.22	-6.22	-9.04	-9.33

6.525-6.875GHz_802.11be EHT320_Nss1,(MCS0),3xRU996 CP 2_2TX **PSD**

6905MHz

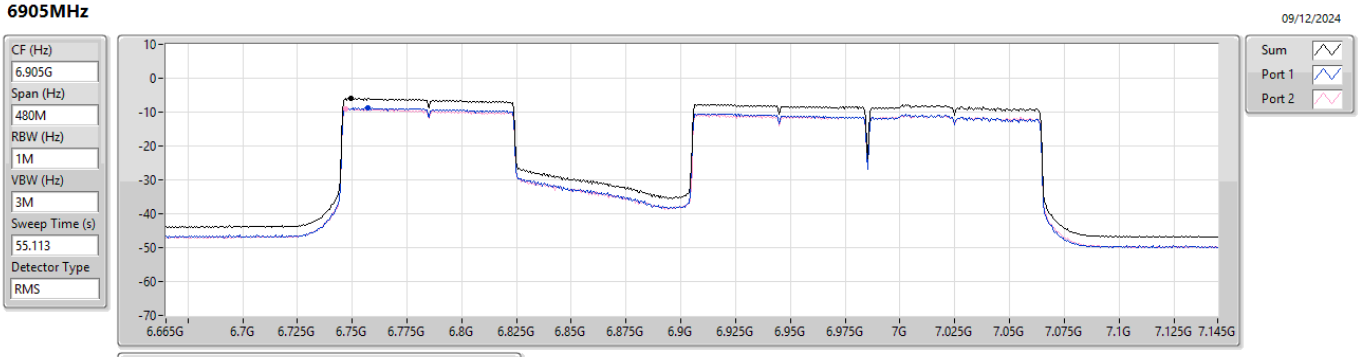

Sum	PD	Port 1	Port 2
(dBm/RBW)	(dBm/RBW)	(dBm/RBW)	(dBm/RBW)
-6.05	-6.05	-8.82	-9.14

6.525-6.875GHz_802.11be EHT320_Nss1,(MCS0),2xRU996+RU484 CP 10_2TX **PSD**

6905MHz

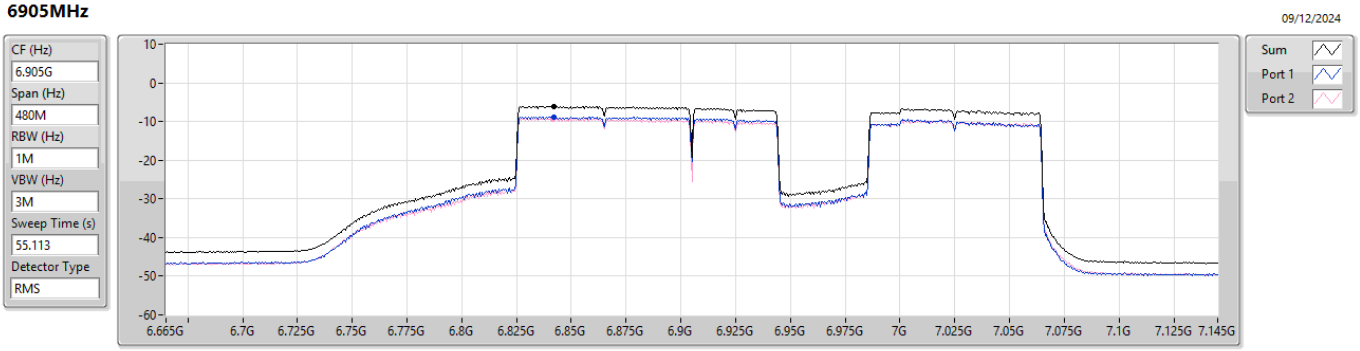

Sum	PD	Port 1	Port 2
(dBm/RBW)	(dBm/RBW)	(dBm/RBW)	(dBm/RBW)
-6.10	-6.10	-8.88	-9.28

Summary

Mode	Result	Type	Freq (Hz)	Level (dBuV/m)	Limit (dBuV/m)	Margin (dB)	Condition
Mode 2	Pass	PK	68.8M	36.70	40.00	-3.30	Vertical

Mode 2

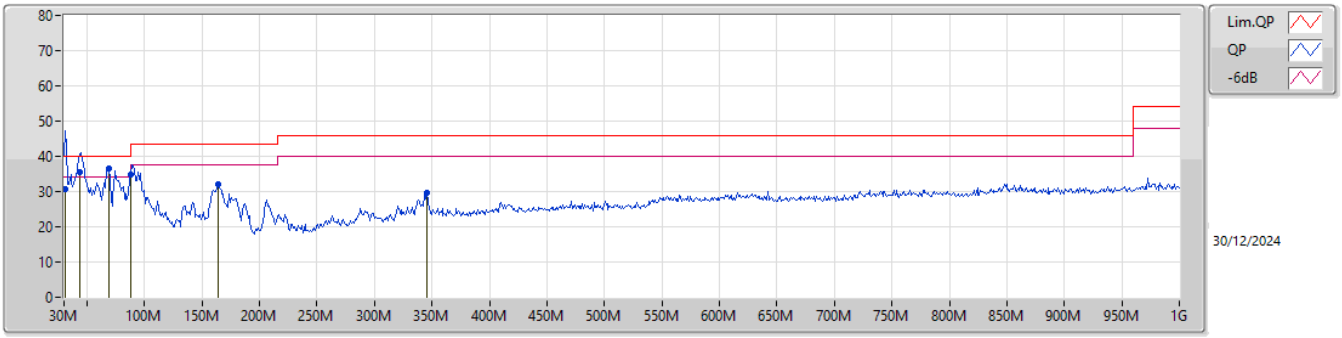

Type	Freq	Level	Limit	Margin	Factor	Dist	Condition	Azimuth	Height	Comment	Raw	AF	CL	PA
	(Hz)	(dBuV/m)	(dBuV/m)	(dB)	(dB/m)	(m)		(°)	(m)		(dBuV)	(dB/m)	(dB)	(dB)
QP	30.97M	30.68	40.00	-9.32	-8.06	3	Vertical	152	1.00	-	38.74	23.70	0.55	32.31
QP	43.58M	35.53	40.00	-4.47	-14.62	3	Vertical	181	1.25	-	50.15	16.98	0.65	32.25
PK	68.8M	36.70	40.00	-3.30	-19.43	3	Vertical	211	2.00	"Worst"	56.13	12.18	0.85	32.46
PK	88M	35.00	43.50	-8.50	-16.97	3	Vertical	222	1.50	-	51.97	14.35	0.97	32.29
PK	163.86M	32.11	43.50	-11.39	-15.21	3	Vertical	129	1.00	-	47.32	15.75	1.27	32.23
PK	345.25M	29.78	46.00	-16.22	-9.93	3	Vertical	179	1.00	-	39.71	20.02	1.84	31.79

Mode 2

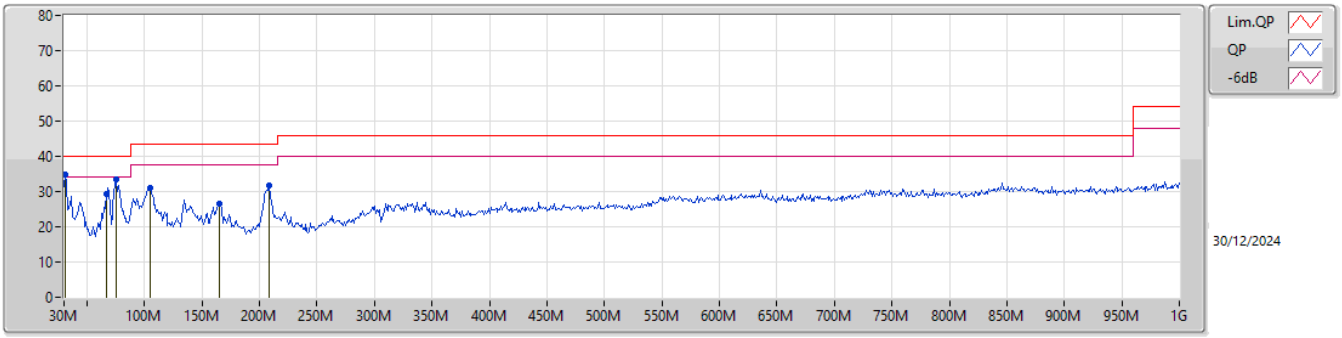

Type	Freq	Level	Limit	Margin	Factor	Dist	Condition	Azimuth	Height	Comment	Raw	AF	CL	PA
	(Hz)	(dBuV/m)	(dBuV/m)	(dB)	(dB/m)	(m)		(°)	(m)		(dBuV)	(dB/m)	(dB)	(dB)
PK	30.97M	34.69	40.00	-5.31	-8.06	3	Horizontal	33	1.25	"Worst"	42.75	23.70	0.55	32.31
PK	66.86M	29.47	40.00	-10.53	-19.57	3	Horizontal	212	2.00	-	49.04	12.08	0.80	32.45
PK	75.59M	33.34	40.00	-6.66	-19.06	3	Horizontal	114	2.00	-	52.40	12.54	0.88	32.48
PK	104.69M	31.08	43.50	-12.42	-14.08	3	Horizontal	89	3.00	-	45.16	17.02	1.02	32.12
PK	164.83M	26.45	43.50	-17.05	-15.21	3	Horizontal	251	1.50	-	41.66	15.73	1.28	32.22
PK	208.48M	31.65	43.50	-11.85	-15.58	3	Horizontal	139	1.50	-	47.23	15.16	1.42	32.16

Summary

Mode	Result	Type	Freq (Hz)	Level (dBuV/m)	Limit (dBuV/m)	Margin (dB)	Dist (m)	Condition	Azimuth (°)	Height (m)	Comments
6.875-7.125GHz	-	-	-	-	-	-	-	-	-	-	-
802.11be EHT160_Nss1,(MCS0)_2TX	Pass	AV	7.2522G	53.88	54.00	-0.12	3	Horizontal	290	1.06	-

5.925-6.425GHz_802.11be EHT20_Nss1,(MCS0)_2TX

5955MHz_TX

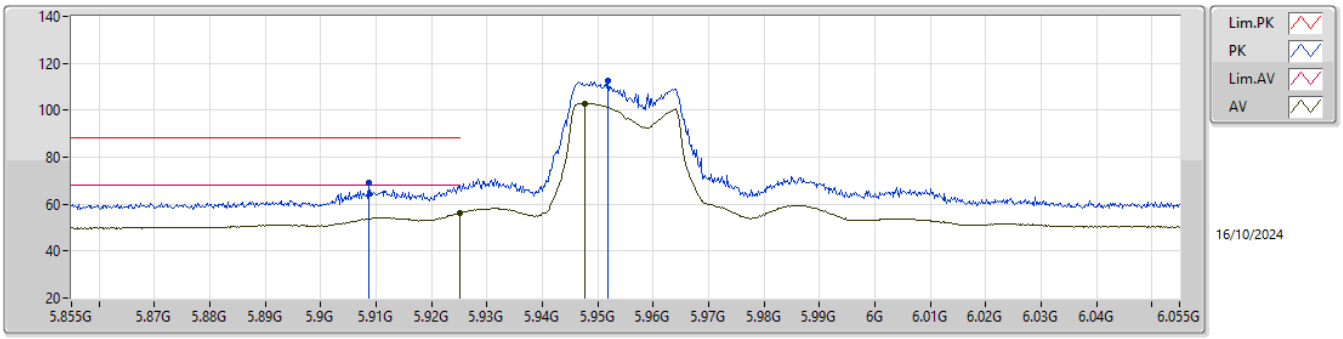

EUT X_2TX
Setting 22
01-D-J-10-10

Type	Freq	Level	Limit	Margin	Raw	Dist	Condition	Azimuth	Height	Comment	AF	CL	PA
	(Hz)	(dBuV/m)	(dBuV/m)	(dB)	(dBuV)	(m)		(°)	(m)		(dB)	(dB)	(dB)
PK	5.9086G	69.02	88.20	-19.18	59.93	3	Vertical	31	1.00	-	34.10	7.43	32.44
AV	5.925G	56.13	68.20	-12.07	47.03	3	Vertical	31	1.00	-	34.10	7.44	32.44
PK	5.9518G	112.37	Inf	-Inf	103.25	3	Vertical	31	1.00	-	34.10	7.46	32.44
AV	5.9476G	102.95	Inf	-Inf	93.83	3	Vertical	31	1.00	-	34.10	7.46	32.44

5.925-6.425GHz_802.11be EHT20_Nss1,(MCS0)_2TX

5955MHz_TX

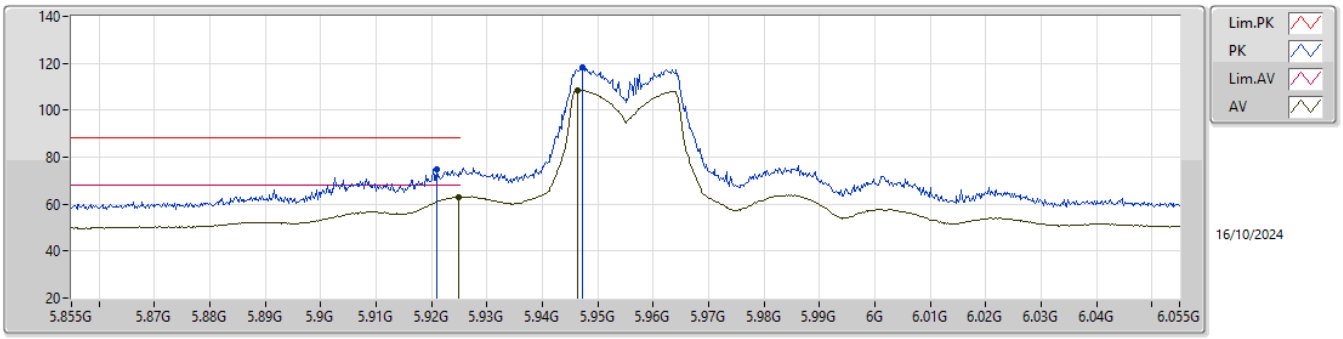

EUT X_2TX
Setting 22
01-D-J-10-10

Type	Freq	Level	Limit	Margin	Raw	Dist	Condition	Azimuth	Height	Comment	AF	CL	PA
	(Hz)	(dBuV/m)	(dBuV/m)	(dB)	(dBuV)	(m)		(°)	(m)		(dB)	(dB)	(dB)
PK	5.921G	74.85	88.20	-13.35	65.75	3	Horizontal	267	1.15	-	34.10	7.44	32.44
AV	5.9248G	63.04	68.20	-5.16	53.94	3	Horizontal	267	1.15	-	34.10	7.44	32.44
PK	5.9472G	118.21	Inf	-Inf	109.09	3	Horizontal	267	1.15	-	34.10	7.46	32.44
AV	5.9464G	108.58	Inf	-Inf	99.46	3	Horizontal	267	1.15	-	34.10	7.46	32.44

5.925-6.425GHz_802.11be EHT20_Nss1,(MCS0)_2TX

5955MHz_TX

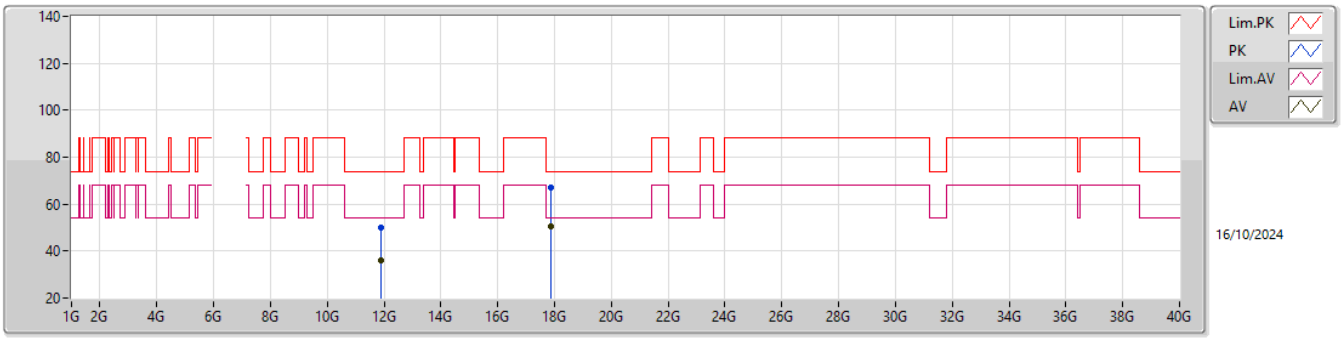

EUT Z_2TX
Setting 22
01-D-J-10

Type	Freq	Level	Limit	Margin	Raw	Dist	Condition	Azimuth	Height	Comment	AF	CL	PA
	(Hz)	(dBuV/m)	(dBuV/m)	(dB)	(dBuV)	(m)		(°)	(m)		(dB)	(dB)	(dB)
PK	11.90751G	50.08	74.00	-23.92	44.45	3	Vertical	59	1.80	-	38.70	12.27	45.34
AV	11.90904G	35.83	54.00	-18.17	30.20	3	Vertical	59	1.80	-	38.70	12.27	45.34
PK	17.87046G	67.09	74.00	-6.91	54.33	3	Vertical	0	1.90	-	42.89	14.19	44.32
AV	17.86947G	50.49	54.00	-3.51	37.75	3	Vertical	0	1.90	-	42.87	14.19	44.32

5.925-6.425GHz_802.11be EHT20_Nss1,(MCS0)_2TX

5955MHz_TX

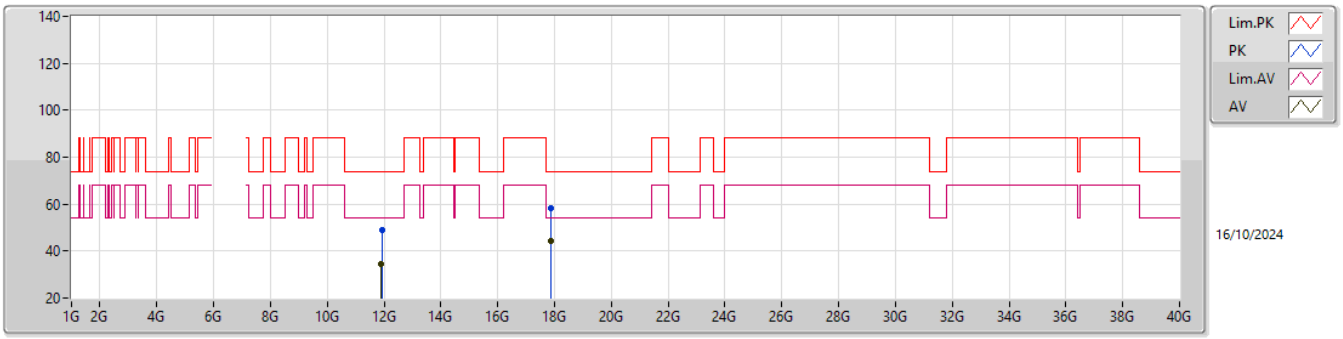

EUT Z_2TX
Setting 22
01-D-J-10

Type	Freq	Level	Limit	Margin	Raw	Dist	Condition	Azimuth	Height	Comment	AF	CL	PA
	(Hz)	(dBuV/m)	(dBuV/m)	(dB)	(dBuV)	(m)		(°)	(m)		(dB)	(dB)	(dB)
PK	11.92254G	48.90	74.00	-25.10	43.26	3	Horizontal	360	1.80	-	38.70	12.28	45.34
AV	11.91021G	34.57	54.00	-19.43	28.94	3	Horizontal	360	1.80	-	38.70	12.27	45.34
PK	17.87148G	58.43	74.00	-15.57	45.66	3	Horizontal	1	1.85	-	42.90	14.19	44.32
AV	17.8686G	44.27	54.00	-9.73	31.54	3	Horizontal	1	1.85	-	42.86	14.19	44.32

5.925-6.425GHz_802.11be EHT20_Nss1,(MCS0)_2TX

6195MHz_TX

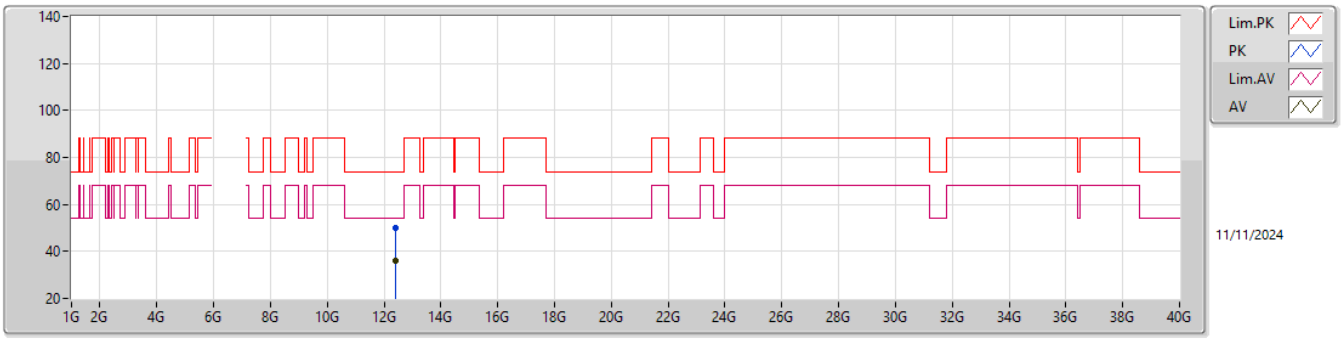

EUT Z_2TX
Setting 22
02-E-A-4

Type	Freq	Level	Limit	Margin	Raw	Dist	Condition	Azimuth	Height	Comment	AF	CL	PA
	(Hz)	(dBuV/m)	(dBuV/m)	(dB)	(dBuV)	(m)		(°)	(m)		(dB)	(dB)	(dB)
PK	12.38718G	50.01	74.00	-23.99	44.76	3	Vertical	56	1.80	-	38.80	12.02	45.57
AV	12.38763G	36.19	54.00	-17.81	30.94	3	Vertical	56	1.80	-	38.80	12.02	45.57

5.925-6.425GHz_802.11be EHT20_Nss1,(MCS0)_2TX

6195MHz_TX

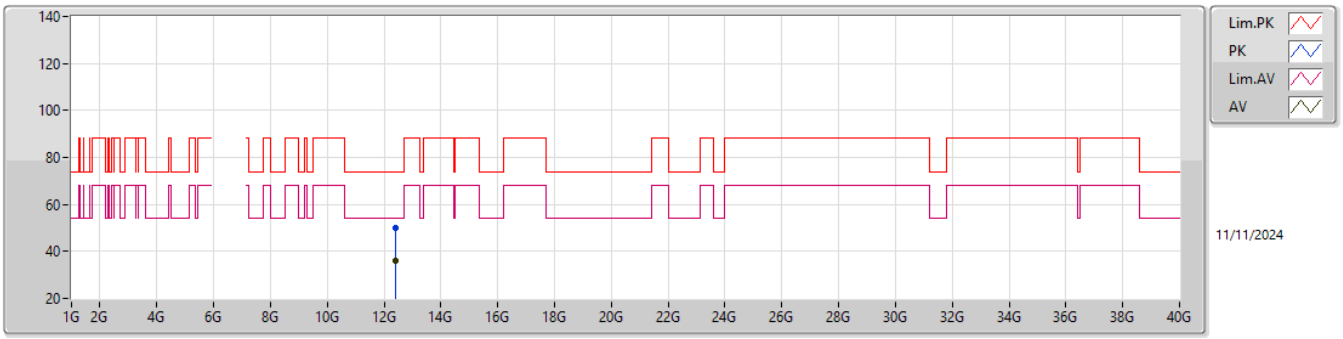

EUT Z_2TX
Setting 22
02-E-A-4

Type	Freq	Level	Limit	Margin	Raw	Dist	Condition	Azimuth	Height	Comment	AF	CL	PA
	(Hz)	(dBuV/m)	(dBuV/m)	(dB)	(dBuV)	(m)		(°)	(m)		(dB)	(dB)	(dB)
PK	12.40014G	50.14	74.00	-23.86	44.90	3	Horizontal	143	1.15	-	38.80	12.02	45.58
AV	12.38775G	36.14	54.00	-17.86	30.89	3	Horizontal	143	1.15	-	38.80	12.02	45.57

5.925-6.425GHz_802.11be EHT20_Nss1,(MCS0)_2TX

6195MHz_TX

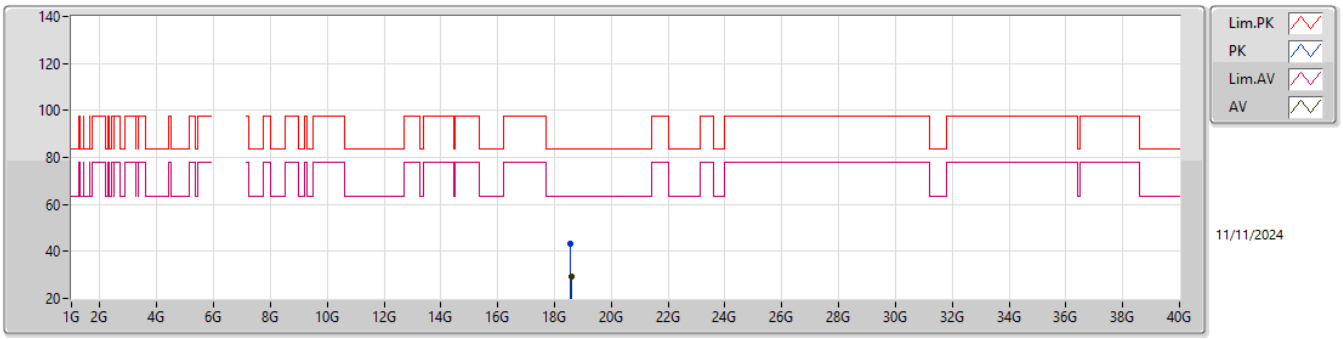

EUT Z_2TX
Setting 22
01-C-V-1

Type	Freq	Level	Limit	Margin	Raw	Dist	Condition	Azimuth	Height	Comment	AF	CL	PA
	(Hz)	(dBuV/m)	(dBuV/m)	(dB)	(dBuV)	(m)		(°)	(m)		(dB)	(dB)	(dB)
PK	18.57198G	43.36	83.54	-40.18	39.92	1	Vertical	96	1.48	-	37.80	15.27	49.63
AV	18.59772G	29.33	63.54	-34.21	25.87	1	Vertical	96	1.48	-	37.80	15.27	49.61

5.925-6.425GHz_802.11be EHT20_Nss1,(MCS0)_2TX

6195MHz_TX

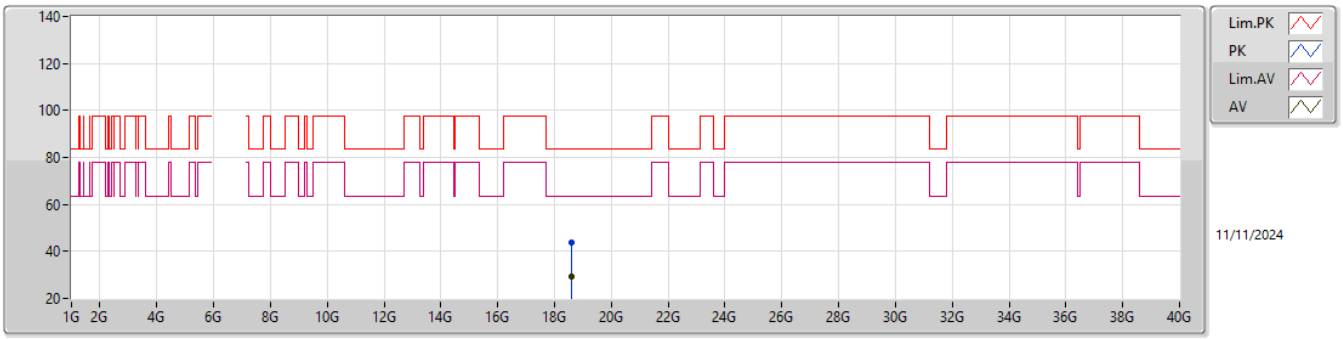

EUT Z_2TX
Setting 22
01-C-V-1

Type	Freq	Level	Limit	Margin	Raw	Dist	Condition	Azimuth	Height	Comment	AF	CL	PA
	(Hz)	(dBuV/m)	(dBuV/m)	(dB)	(dBuV)	(m)		(°)	(m)		(dB)	(dB)	(dB)
PK	18.5793G	43.75	83.54	-39.79	40.31	1	Horizontal	267	1.80	-	37.80	15.27	49.63
AV	18.5928G	29.34	63.54	-34.20	25.89	1	Horizontal	267	1.80	-	37.80	15.27	49.62

5.925-6.425GHz_802.11be EHT20_Nss1,(MCS0)_2TX

6415MHz_TX

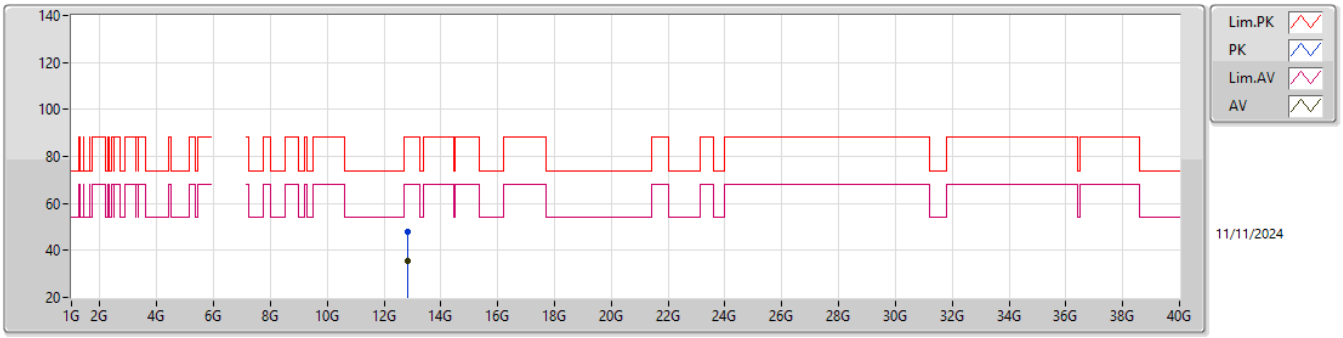

EUT Z_2TX
Setting 22
02-E-A-4

Type	Freq	Level	Limit	Margin	Raw	Dist	Condition	Azimuth	Height	Comment	AF	CL	PA
	(Hz)	(dBuV/m)	(dBuV/m)	(dB)	(dBuV)	(m)		(°)	(m)		(dB)	(dB)	(dB)
PK	12.82886G	47.75	88.20	-40.45	42.09	3	Vertical	63	2.12	-	38.96	11.96	45.26
RMS	12.82979G	35.61	68.20	-32.59	29.95	3	Vertical	63	2.12	-	38.96	11.96	45.26

5.925-6.425GHz_802.11be EHT20_Nss1,(MCS0)_2TX

6415MHz_TX

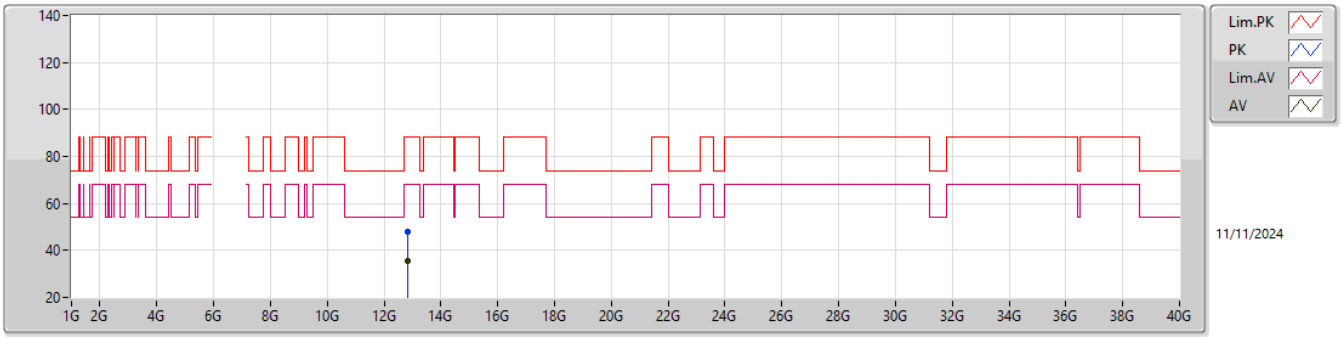

EUT Z_2TX
Setting 22
02-E-A-4

Type	Freq	Level	Limit	Margin	Raw	Dist	Condition	Azimuth	Height	Comment	AF	CL	PA
	(Hz)	(dBuV/m)	(dBuV/m)	(dB)	(dBuV)	(m)		(°)	(m)		(dB)	(dB)	(dB)
PK	12.82715G	48.17	88.20	-40.03	42.52	3	Horizontal	292	1.99	-	38.95	11.96	45.26
RMS	12.82991G	35.68	68.20	-32.52	30.02	3	Horizontal	292	1.99	-	38.96	11.96	45.26

5.925-6.425GHz_802.11be EHT20_Nss1,(MCS0)_2TX

6415MHz_TX

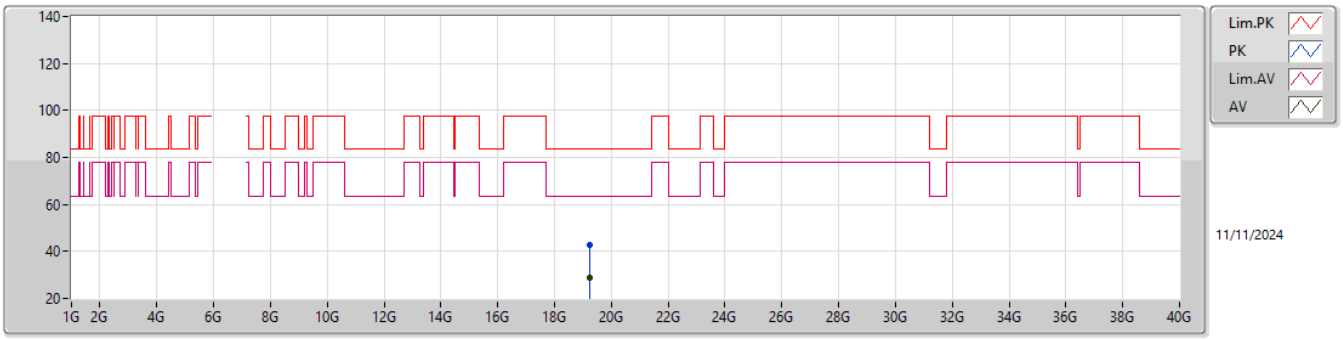

EUT Z_2TX
Setting 22
01-C-V-1

Type	Freq	Level	Limit	Margin	Raw	Dist	Condition	Azimuth	Height	Comment	AF	CL	PA
	(Hz)	(dBuV/m)	(dBuV/m)	(dB)	(dBuV)	(m)		(°)	(m)		(dB)	(dB)	(dB)
PK	19.25925G	42.63	83.54	-40.91	38.95	1	Vertical	52	2.16	-	37.96	15.24	49.52
AV	19.24683G	28.92	63.54	-34.62	25.20	1	Vertical	52	2.16	-	37.99	15.24	49.51

5.925-6.425GHz_802.11be EHT20_Nss1,(MCS0)_2TX

6415MHz_TX

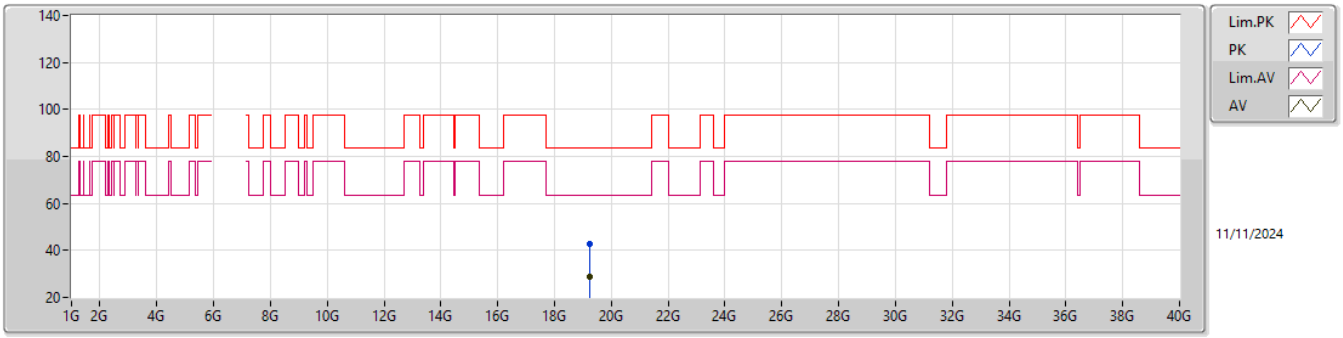

EUT Z_2TX
Setting 22
01-C-V-1

Type	Freq	Level	Limit	Margin	Raw	Dist	Condition	Azimuth	Height	Comment	AF	CL	PA
	(Hz)	(dBuV/m)	(dBuV/m)	(dB)	(dBuV)	(m)		(°)	(m)		(dB)	(dB)	(dB)
PK	19.2435G	42.77	83.54	-40.77	39.07	1	Horizontal	338	1.56	-	37.97	15.24	49.51
AV	19.24911G	28.92	63.54	-34.62	25.19	1	Horizontal	338	1.56	-	38.00	15.24	49.51

6.425-6.525GHz_802.11be EHT20_Nss1,(MCS0)_2TX

6435MHz_TX

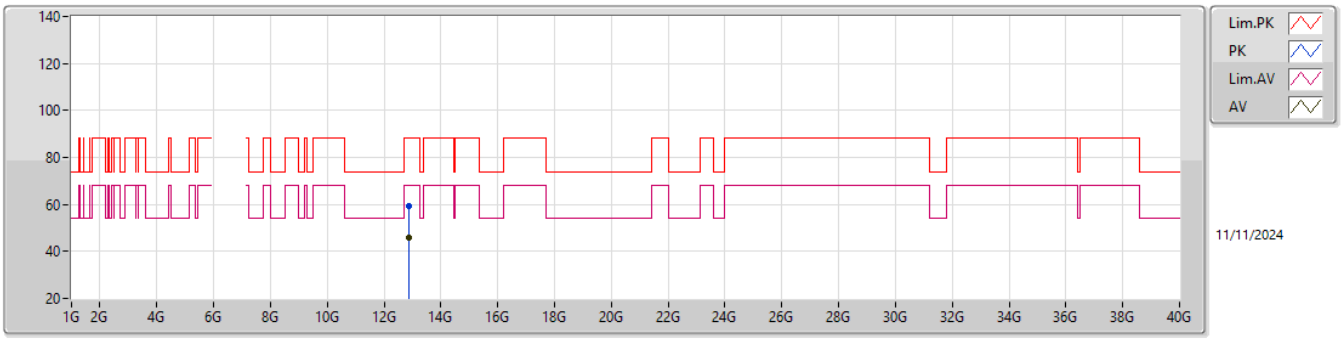

EUT Z_2TX
Setting 22
02-E-A-4

Type	Freq	Level	Limit	Margin	Raw	Dist	Condition	Azimuth	Height	Comment	AF	CL	PA
	(Hz)	(dBuV/m)	(dBuV/m)	(dB)	(dBuV)	(m)		(°)	(m)		(dB)	(dB)	(dB)
PK	12.85764G	59.18	88.20	-29.02	39.41	3	Vertical	119	1.19	-	39.02	11.95	31.20
RMS	12.8799G	45.78	68.20	-22.42	25.98	3	Vertical	119	1.19	-	39.06	11.95	31.21

6.425-6.525GHz_802.11be EHT20_Nss1,(MCS0)_2TX

6435MHz_TX

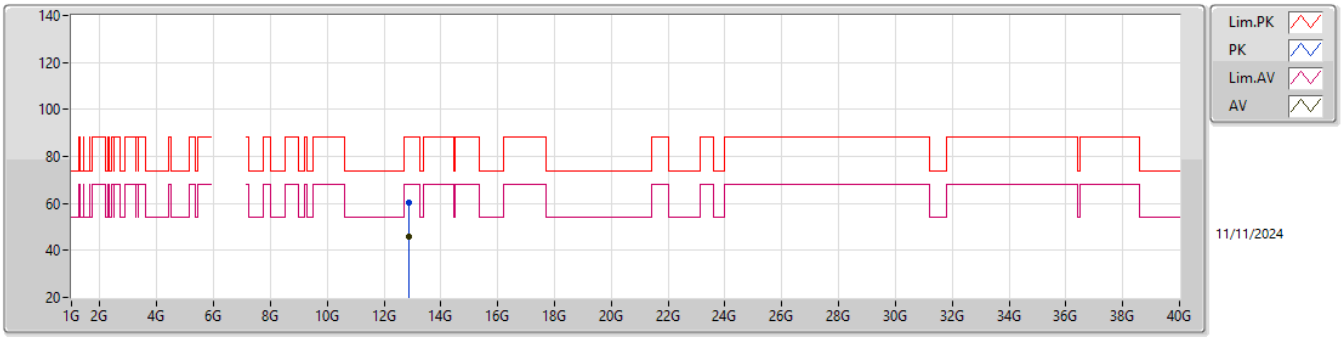

EUT Z_2TX
Setting 22
02-E-A-4

Type	Freq	Level	Limit	Margin	Raw	Dist	Condition	Azimuth	Height	Comment	AF	CL	PA
	(Hz)	(dBuV/m)	(dBuV/m)	(dB)	(dBuV)	(m)		(°)	(m)		(dB)	(dB)	(dB)
PK	12.85701G	60.32	88.20	-27.88	40.56	3	Horizontal	79	2.44	-	39.01	11.95	31.20
RMS	12.88374G	45.85	68.20	-22.35	26.04	3	Horizontal	79	2.44	-	39.07	11.95	31.21

6.425-6.525GHz_802.11be EHT20_Nss1,(MCS0)_2TX

6435MHz_TX

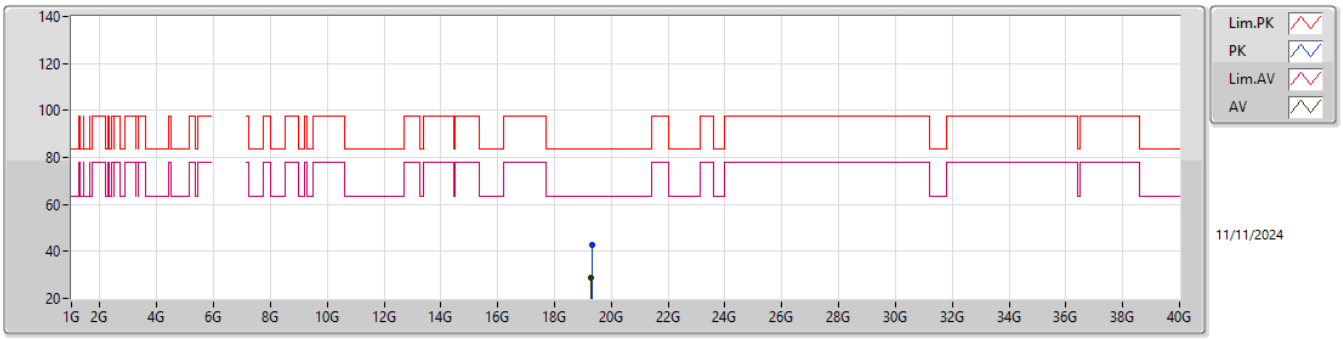

EUT Z_2TX
Setting 22
01-C-V-1

Type	Freq	Level	Limit	Margin	Raw	Dist	Condition	Azimuth	Height	Comment	AF	CL	PA
	(Hz)	(dBuV/m)	(dBuV/m)	(dB)	(dBuV)	(m)		(°)	(m)		(dB)	(dB)	(dB)
PK	19.31676G	42.79	83.54	-40.75	39.32	1	Vertical	12	1.80	-	37.80	15.23	49.56
AV	19.29696G	28.59	63.54	-34.95	25.08	1	Vertical	12	1.80	-	37.81	15.24	49.54

6.425-6.525GHz_802.11be EHT20_Nss1,(MCS0)_2TX

6435MHz_TX

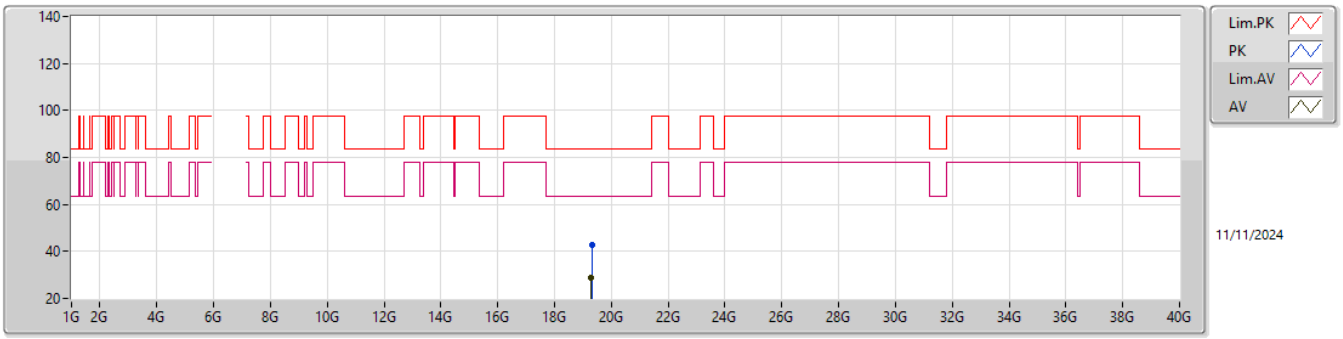

EUT Z_2TX
Setting 22
01-C-V-1

Type	Freq	Level	Limit	Margin	Raw	Dist	Condition	Azimuth	Height	Comment	AF	CL	PA
	(Hz)	(dBuV/m)	(dBuV/m)	(dB)	(dBuV)	(m)		(°)	(m)		(dB)	(dB)	(dB)
PK	19.31646G	42.62	83.54	-40.92	39.15	1	Horizontal	242	1.44	-	37.80	15.23	49.56
AV	19.2936G	28.63	63.54	-34.91	25.10	1	Horizontal	242	1.44	-	37.83	15.24	49.54

6.425-6.525GHz_802.11be EHT20_Nss1,(MCS0)_2TX

6475MHz_TX

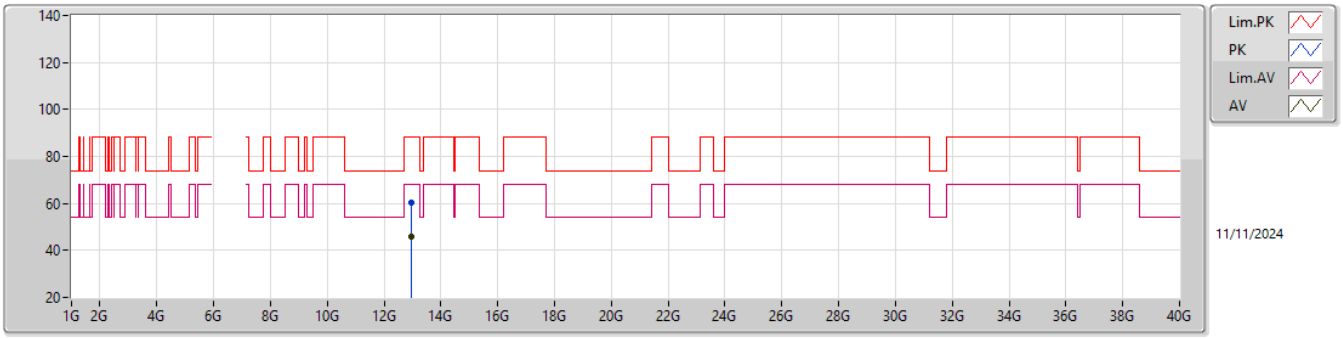

EUT Z_2TX
Setting 22
02-E-A-4

Type	Freq	Level	Limit	Margin	Raw	Dist	Condition	Azimuth	Height	Comment	AF	CL	PA
	(Hz)	(dBuV/m)	(dBuV/m)	(dB)	(dBuV)	(m)		(°)	(m)		(dB)	(dB)	(dB)
PK	12.94976G	60.47	88.20	-27.73	40.46	3	Vertical	174	2.50	-	39.30	11.94	31.23
RMS	12.95098G	46.09	68.20	-22.11	26.08	3	Vertical	174	2.50	-	39.30	11.94	31.23

6.425-6.525GHz_802.11be EHT20_Nss1,(MCS0)_2TX

6475MHz_TX

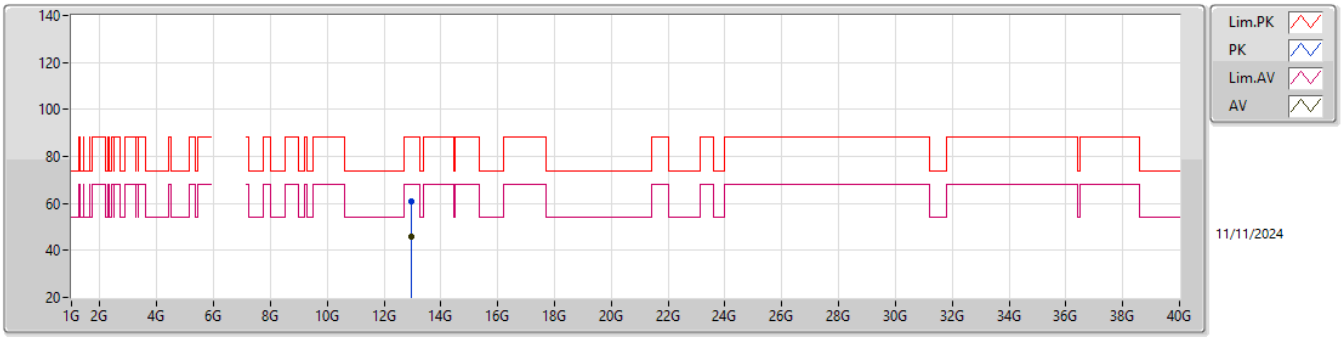

EUT Z_2TX
Setting 22
02-E-A-4

Type	Freq	Level	Limit	Margin	Raw	Dist	Condition	Azimuth	Height	Comment	AF	CL	PA
	(Hz)	(dBuV/m)	(dBuV/m)	(dB)	(dBuV)	(m)		(°)	(m)		(dB)	(dB)	(dB)
PK	12.94806G	60.71	88.20	-27.49	40.71	3	Horizontal	173	2.46	-	39.29	11.94	31.23
RMS	12.95092G	46.03	68.20	-22.17	26.02	3	Horizontal	173	2.46	-	39.30	11.94	31.23

6.425-6.525GHz_802.11be EHT20_Nss1,(MCS0)_2TX

6475MHz_TX

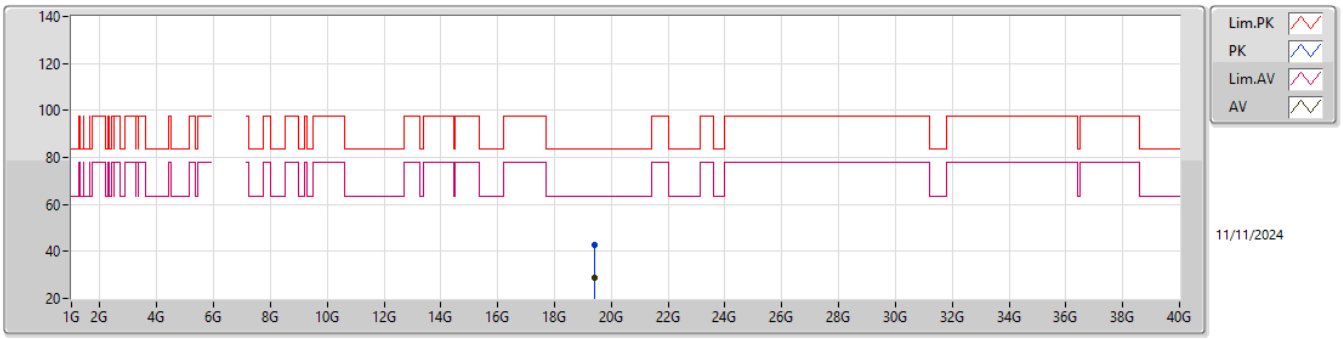

EUT Z_2TX
Setting 22
01-C-V-1

Type	Freq	Level	Limit	Margin	Raw	Dist	Condition	Azimuth	Height	Comment	AF	CL	PA
	(Hz)	(dBuV/m)	(dBuV/m)	(dB)	(dBuV)	(m)		(°)	(m)		(dB)	(dB)	(dB)
PK	19.4106G	42.73	83.54	-40.81	39.26	1	Vertical	225	1.80	-	37.86	15.23	49.62
AV	19.41066G	28.75	63.54	-34.79	25.28	1	Vertical	225	1.80	-	37.86	15.23	49.62

6.425-6.525GHz_802.11be EHT20_Nss1,(MCS0)_2TX

6475MHz_TX

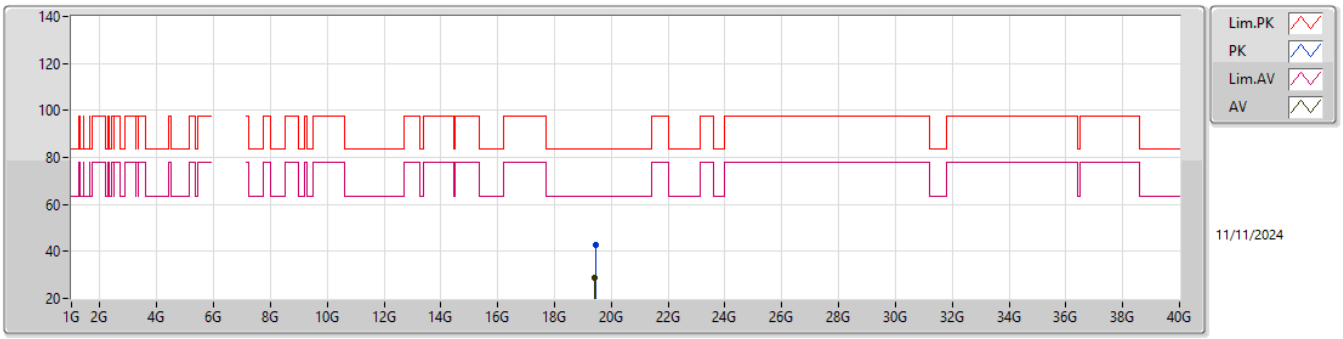

EUT Z_2TX
Setting 22
01-C-V-1

Type	Freq	Level	Limit	Margin	Raw	Dist	Condition	Azimuth	Height	Comment	AF	CL	PA
	(Hz)	(dBuV/m)	(dBuV/m)	(dB)	(dBuV)	(m)		(°)	(m)		(dB)	(dB)	(dB)
PK	19.43526G	42.51	83.54	-41.03	39.16	1	Horizontal	119	1.50	-	37.76	15.23	49.64
AV	19.42113G	28.65	63.54	-34.89	25.23	1	Horizontal	119	1.50	-	37.82	15.23	49.63

6.425-6.525GHz_802.11be EHT20_Nss1,(MCS0)_2TX

6515MHz_TX

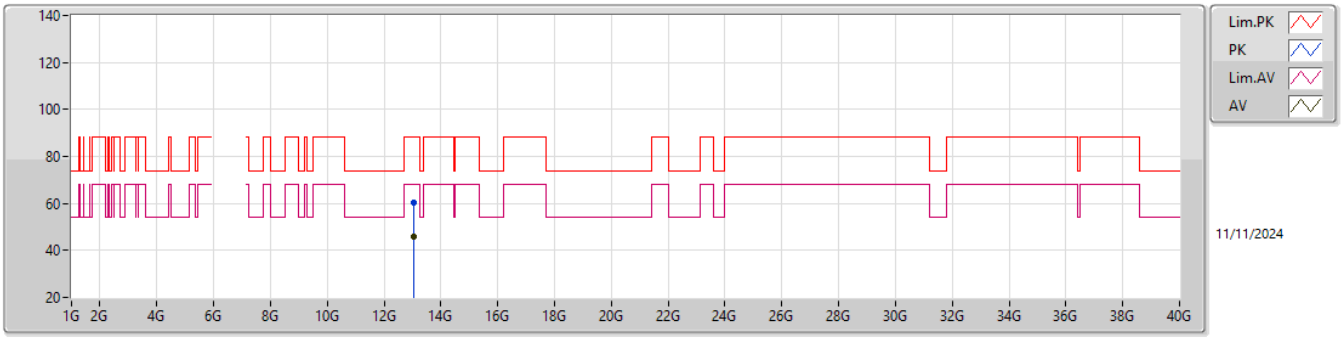

EUT Z_2TX
Setting 22
02-E-A-4

Type	Freq	Level	Limit	Margin	Raw	Dist	Condition	Azimuth	Height	Comment	AF	CL	PA
	(Hz)	(dBuV/m)	(dBuV/m)	(dB)	(dBuV)	(m)		(°)	(m)		(dB)	(dB)	(dB)
PK	13.02926G	60.13	88.20	-28.07	40.05	3	Vertical	337	1.93	-	39.40	11.93	31.25
RMS	13.02901G	46.02	68.20	-22.18	25.94	3	Vertical	337	1.93	-	39.40	11.93	31.25

6.425-6.525GHz_802.11be EHT20_Nss1,(MCS0)_2TX

6515MHz_TX

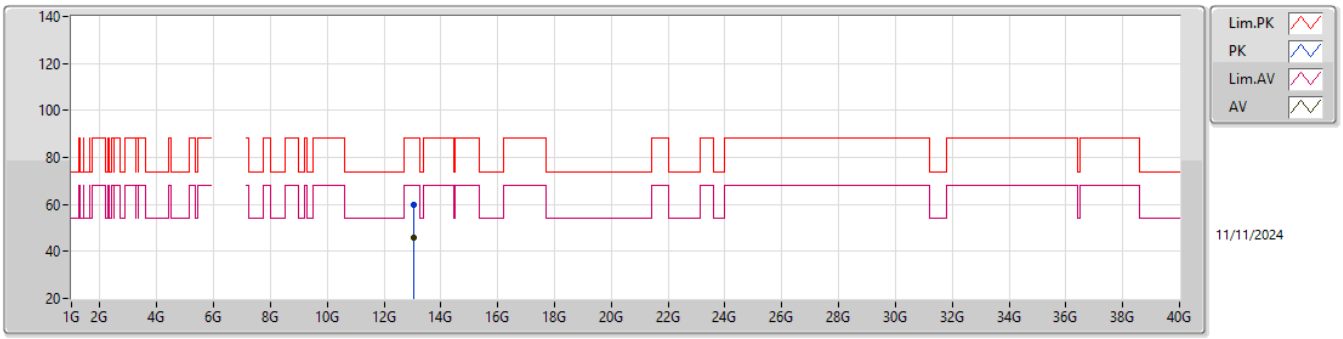

EUT Z_2TX
Setting 22
02-E-A-4

Type	Freq	Level	Limit	Margin	Raw	Dist	Condition	Azimuth	Height	Comment	AF	CL	PA
	(Hz)	(dBuV/m)	(dBuV/m)	(dB)	(dBuV)	(m)		(°)	(m)		(dB)	(dB)	(dB)
PK	13.032G	59.87	88.20	-28.33	39.80	3	Horizontal	118	1.66	-	39.40	11.93	31.26
RMS	13.02931G	45.88	68.20	-22.32	25.80	3	Horizontal	118	1.66	-	39.40	11.93	31.25

6.425-6.525GHz_802.11be EHT20_Nss1,(MCS0)_2TX

6515MHz_TX

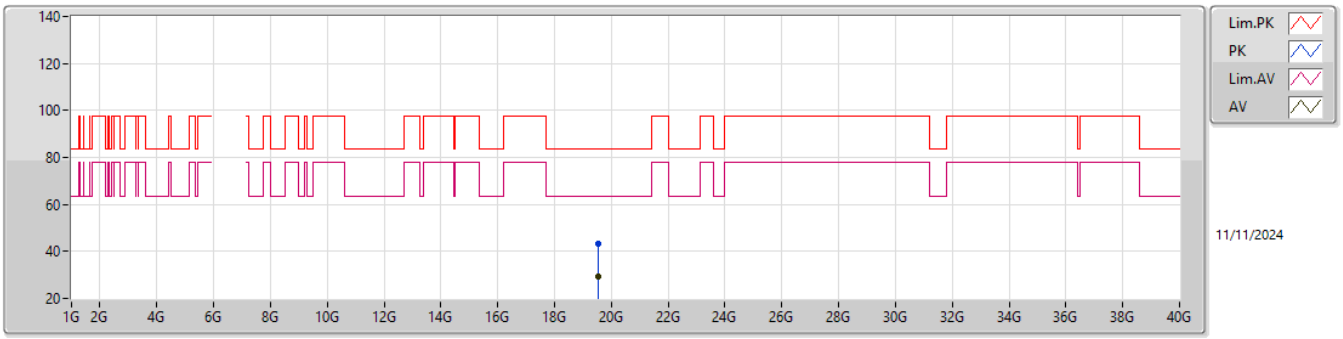

EUT Z_2TX
Setting 22
01-C-V-1

Type	Freq	Level	Limit	Margin	Raw	Dist	Condition	Azimuth	Height	Comment	AF	CL	PA
	(Hz)	(dBuV/m)	(dBuV/m)	(dB)	(dBuV)	(m)		(°)	(m)		(dB)	(dB)	(dB)
PK	19.55001G	43.36	83.54	-40.18	40.08	1	Vertical	98	2.10	-	37.70	15.22	49.64
AV	19.55244G	29.26	63.54	-34.28	25.98	1	Vertical	98	2.10	-	37.70	15.22	49.64

6.425-6.525GHz_802.11be EHT20_Nss1,(MCS0)_2TX

6515MHz_TX

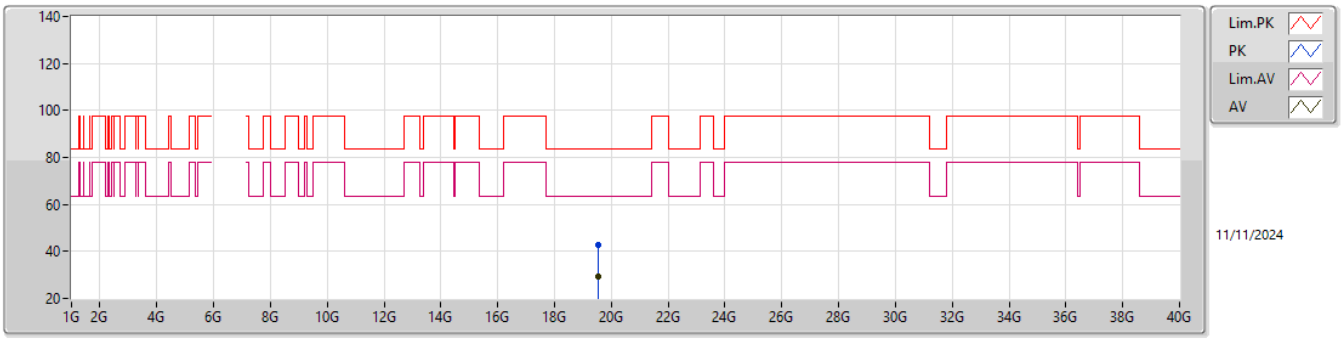

EUT Z_2TX
Setting 22
01-C-V-1

Type	Freq	Level	Limit	Margin	Raw	Dist	Condition	Azimuth	Height	Comment	AF	CL	PA
	(Hz)	(dBuV/m)	(dBuV/m)	(dB)	(dBuV)	(m)		(°)	(m)		(dB)	(dB)	(dB)
PK	19.5504G	42.51	83.54	-41.03	39.23	1	Horizontal	309	1.52	-	37.70	15.22	49.64
AV	19.55805G	29.19	63.54	-34.35	25.90	1	Horizontal	309	1.52	-	37.70	15.22	49.63

6.525-6.875GHz_802.11be EHT20_Nss1,(MCS0)_2TX

6535MHz_TX

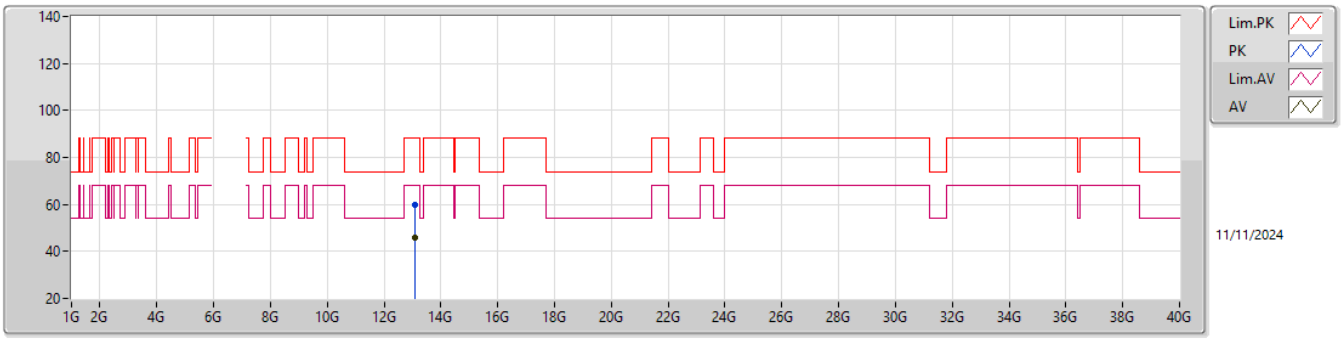

EUT Z_2TX
Setting 22
02-E-A-4

Type	Freq	Level	Limit	Margin	Raw	Dist	Condition	Azimuth	Height	Comment	AF	CL	PA
	(Hz)	(dBuV/m)	(dBuV/m)	(dB)	(dBuV)	(m)		(°)	(m)		(dB)	(dB)	(dB)
PK	13.06769G	59.99	88.20	-28.21	39.87	3	Vertical	65	2.58	-	39.47	11.92	31.27
RMS	13.07112G	45.92	68.20	-22.28	25.79	3	Vertical	65	2.58	-	39.48	11.92	31.27

6.525-6.875GHz_802.11be EHT20_Nss1,(MCS0)_2TX

6535MHz_TX

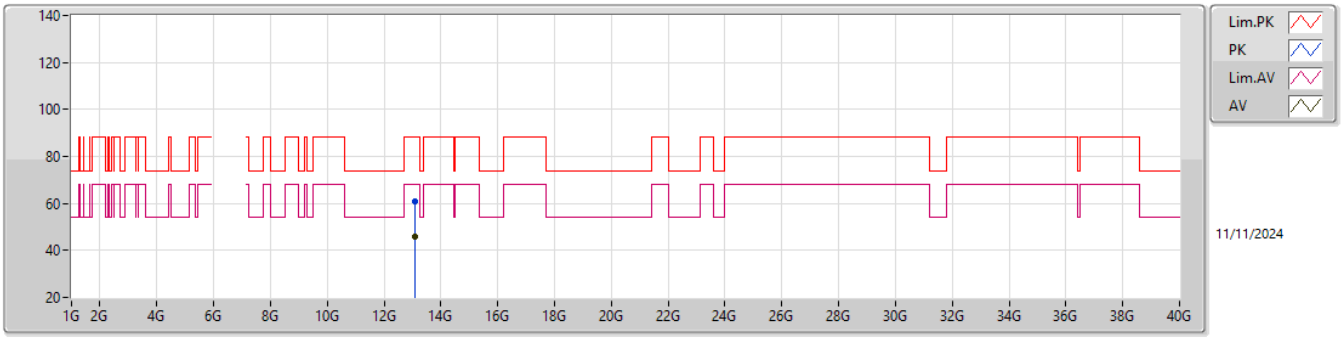

EUT Z_2TX
Setting 22
02-E-A-4

Type	Freq	Level	Limit	Margin	Raw	Dist	Condition	Azimuth	Height	Comment	AF	CL	PA
	(Hz)	(dBuV/m)	(dBuV/m)	(dB)	(dBuV)	(m)		(°)	(m)		(dB)	(dB)	(dB)
PK	13.07218G	60.73	88.20	-27.47	40.59	3	Horizontal	173	2.42	-	39.49	11.92	31.27
RMS	13.07127G	45.89	68.20	-22.31	25.75	3	Horizontal	173	2.42	-	39.49	11.92	31.27

6.525-6.875GHz_802.11be EHT20_Nss1,(MCS0)_2TX

6535MHz_TX

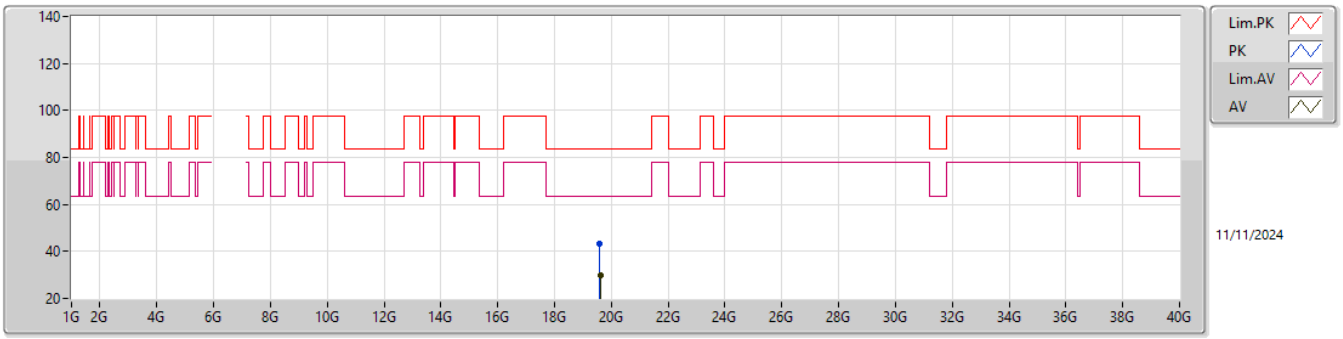

EUT Z_2TX
Setting 22
01-C-V-1

Type	Freq	Level	Limit	Margin	Raw	Dist	Condition	Azimuth	Height	Comment	AF	CL	PA
	(Hz)	(dBuV/m)	(dBuV/m)	(dB)	(dBuV)	(m)		(°)	(m)		(dB)	(dB)	(dB)
PK	19.59285G	43.47	83.54	-40.07	40.15	1	Vertical	46	1.73	-	37.70	15.22	49.60
AV	19.6197G	29.74	63.54	-33.80	26.40	1	Vertical	46	1.73	-	37.70	15.22	49.58

6.525-6.875GHz_802.11be EHT20_Nss1,(MCS0)_2TX

6535MHz_TX

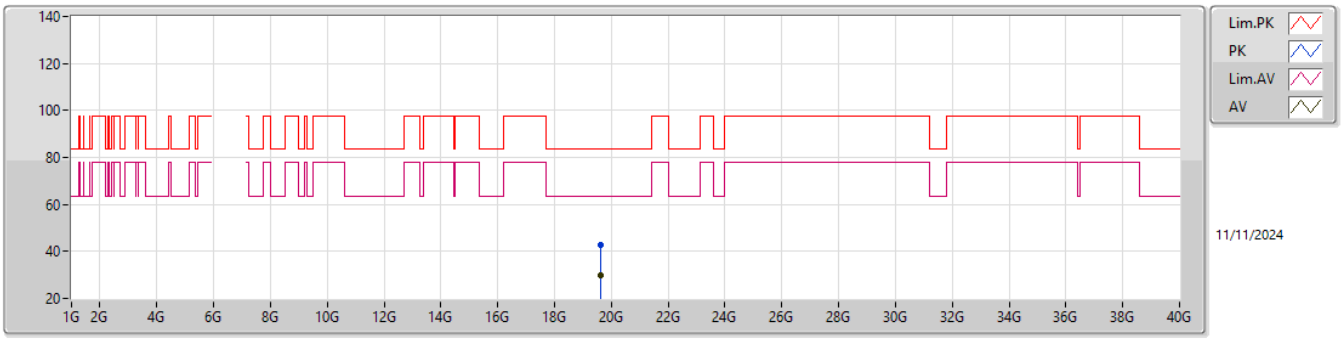

EUT Z_2TX
Setting 22
01-C-V-1

Type	Freq	Level	Limit	Margin	Raw	Dist	Condition	Azimuth	Height	Comment	AF	CL	PA
	(Hz)	(dBuV/m)	(dBuV/m)	(dB)	(dBuV)	(m)		(°)	(m)		(dB)	(dB)	(dB)
PK	19.61202G	42.77	83.54	-40.77	39.44	1	Horizontal	161	1.67	-	37.70	15.22	49.59
AV	19.61904G	29.70	63.54	-33.84	26.36	1	Horizontal	161	1.67	-	37.70	15.22	49.58

6.525-6.875GHz_802.11be EHT20_Nss1,(MCS0)_2TX

6695MHz_TX

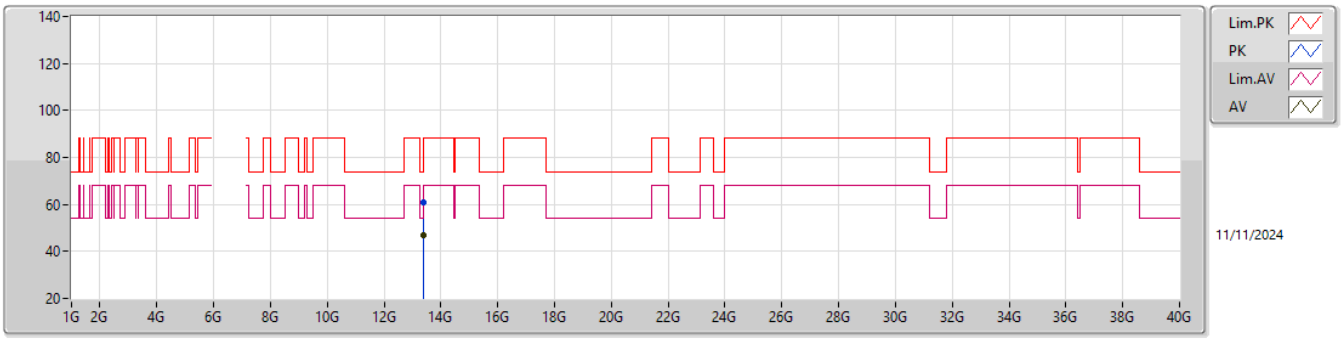

EUT Z_2TX
Setting 22
02-E-A-4

Type	Freq	Level	Limit	Margin	Raw	Dist	Condition	Azimuth	Height	Comment	AF	CL	PA
	(Hz)	(dBuV/m)	(dBuV/m)	(dB)	(dBuV)	(m)		(°)	(m)		(dB)	(dB)	(dB)
PK	13.39G	60.67	74.00	-13.33	39.95	3	Vertical	315	2.60	-	40.28	11.87	31.43
AV	13.3914G	46.67	54.00	-7.33	25.95	3	Vertical	315	2.60	-	40.28	11.87	31.43

6.525-6.875GHz_802.11be EHT20_Nss1,(MCS0)_2TX

6695MHz_TX

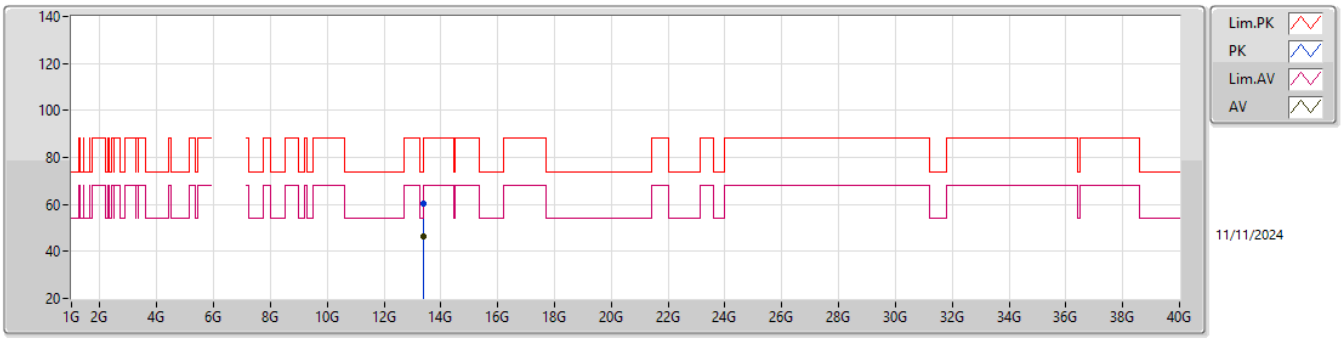

EUT Z_2TX
Setting 22
02-E-A-4

Type	Freq	Level	Limit	Margin	Raw	Dist	Condition	Azimuth	Height	Comment	AF	CL	PA
	(Hz)	(dBuV/m)	(dBuV/m)	(dB)	(dBuV)	(m)		(°)	(m)		(dB)	(dB)	(dB)
PK	13.39249G	60.57	74.00	-13.43	39.85	3	Horizontal	171	1.39	-	40.28	11.87	31.43
AV	13.38855G	46.58	54.00	-7.42	25.86	3	Horizontal	171	1.39	-	40.28	11.87	31.43

6.525-6.875GHz_802.11be EHT20_Nss1,(MCS0)_2TX

6695MHz_TX

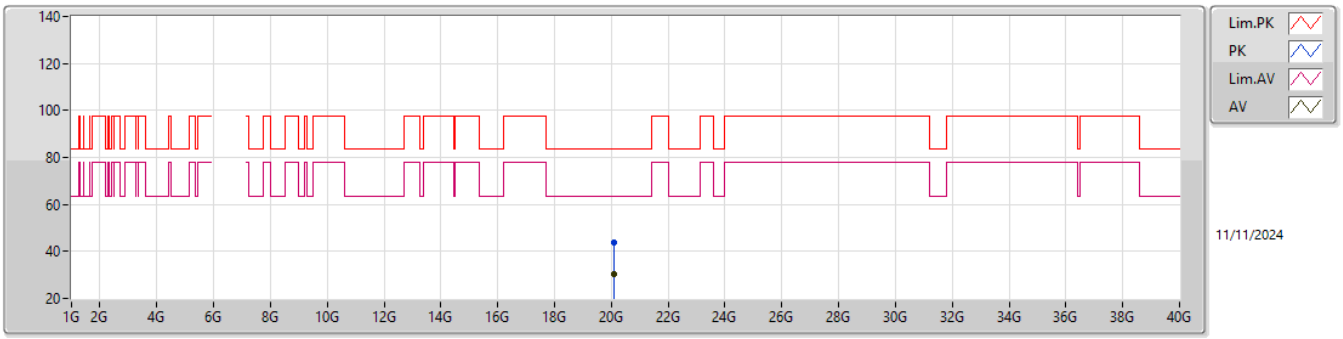

EUT Z_2TX
Setting 22
01-C-V-1

Type	Freq	Level	Limit	Margin	Raw	Dist	Condition	Azimuth	Height	Comment	AF	CL	PA
	(Hz)	(dBuV/m)	(dBuV/m)	(dB)	(dBuV)	(m)		(°)	(m)		(dB)	(dB)	(dB)
PK	20.09919G	43.89	83.54	-39.65	40.05	1	Vertical	287	1.50	-	37.80	15.28	49.24
AV	20.1G	30.16	63.54	-33.38	26.32	1	Vertical	287	1.50	-	37.80	15.28	49.24

6.525-6.875GHz_802.11be EHT20_Nss1,(MCS0)_2TX

6695MHz_TX

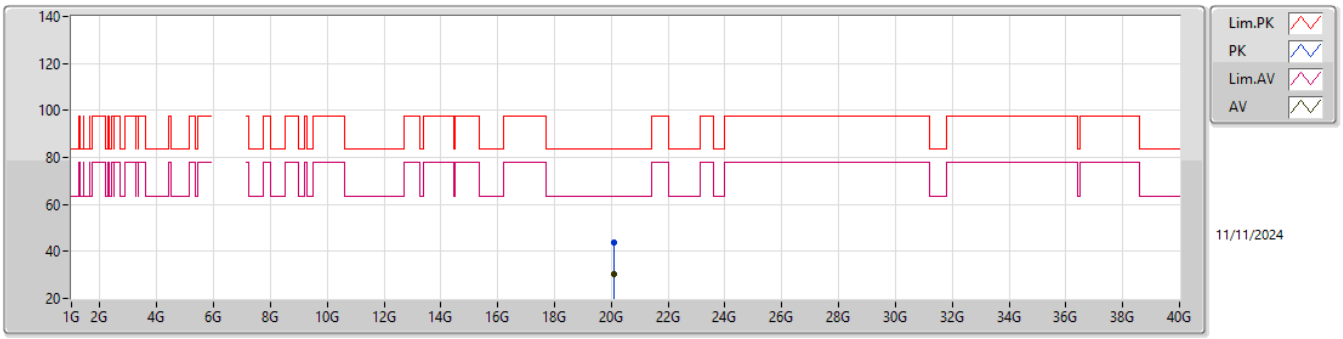

EUT Z_2TX
Setting 22
01-C-V-1

Type	Freq	Level	Limit	Margin	Raw	Dist	Condition	Azimuth	Height	Comment	AF	CL	PA
	(Hz)	(dBuV/m)	(dBuV/m)	(dB)	(dBuV)	(m)		(°)	(m)		(dB)	(dB)	(dB)
PK	20.07984G	43.76	83.54	-39.78	39.95	1	Horizontal	276	1.69	-	37.80	15.26	49.25
AV	20.1G	30.18	63.54	-33.36	26.34	1	Horizontal	276	1.69	-	37.80	15.28	49.24

6.525-6.875GHz_802.11be EHT20_Nss1,(MCS0)_2TX

6875MHz_TX

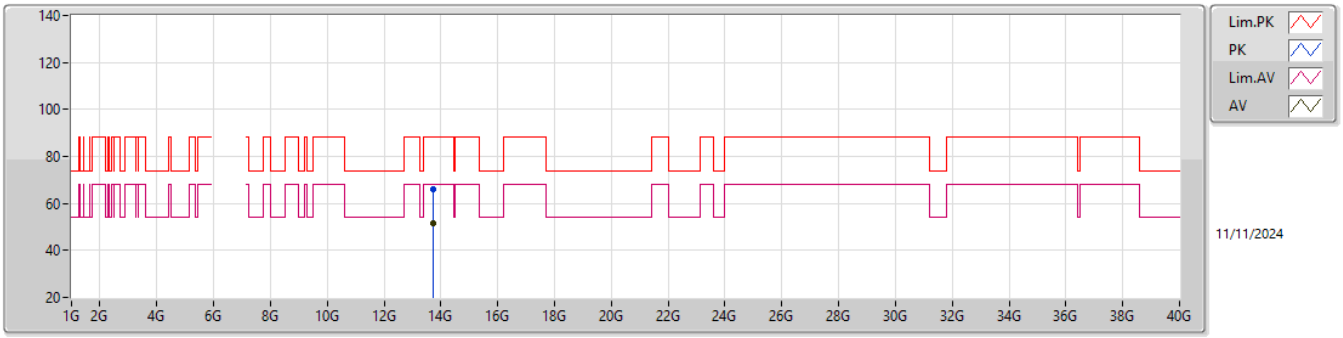

EUT Z_2TX
Setting 22
02-E-A-4

Type	Freq	Level	Limit	Margin	Raw	Dist	Condition	Azimuth	Height	Comment	AF	CL	PA
	(Hz)	(dBuV/m)	(dBuV/m)	(dB)	(dBuV)	(m)		(°)	(m)		(dB)	(dB)	(dB)
PK	13.7489G	66.02	88.20	-22.18	44.73	3	Vertical	92	1.04	-	41.10	11.82	31.63
RMS	13.74956G	51.66	68.20	-16.54	30.37	3	Vertical	92	1.04	-	41.10	11.82	31.63

6.525-6.875GHz_802.11be EHT20_Nss1,(MCS0)_2TX

6875MHz_TX

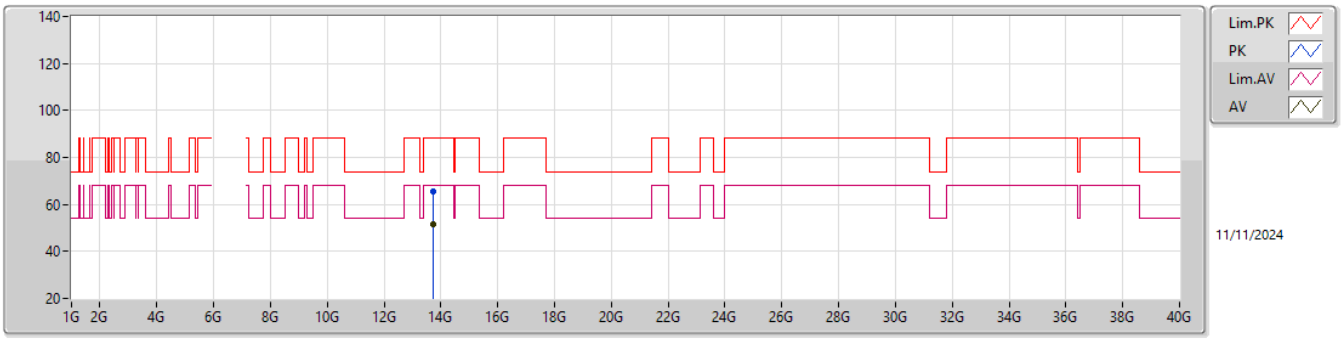

EUT Z_2TX
Setting 22
02-E-A-4

Type	Freq	Level	Limit	Margin	Raw	Dist	Condition	Azimuth	Height	Comment	AF	CL	PA
	(Hz)	(dBuV/m)	(dBuV/m)	(dB)	(dBuV)	(m)		(°)	(m)		(dB)	(dB)	(dB)
PK	13.74803G	65.62	88.20	-22.58	44.34	3	Horizontal	118	1.98	-	41.09	11.82	31.63
RMS	13.7495G	51.33	68.20	-16.87	30.04	3	Horizontal	118	1.98	-	41.10	11.82	31.63

6.525-6.875GHz_802.11be EHT20_Nss1,(MCS0)_2TX

6875MHz_TX

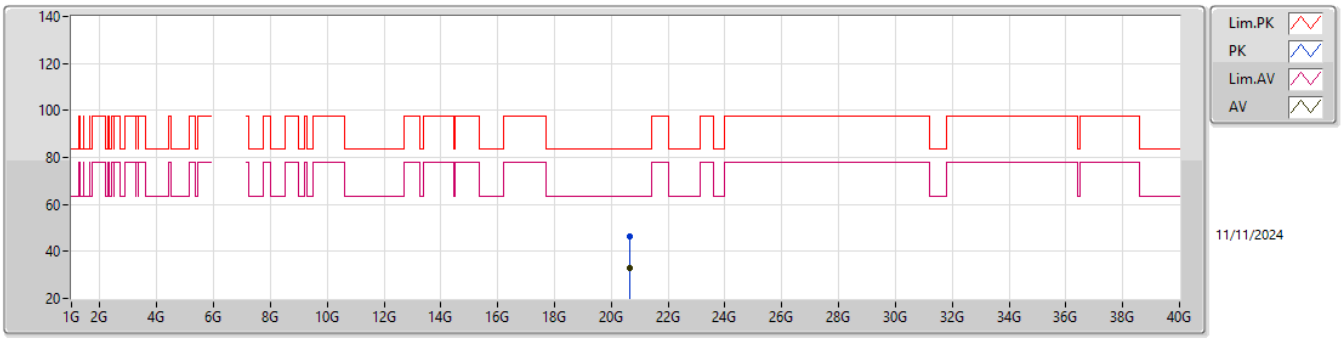

EUT Z_2TX
Setting 22
01-C-V-1

Type	Freq	Level	Limit	Margin	Raw	Dist	Condition	Azimuth	Height	Comment	AF	CL	PA
	(Hz)	(dBuV/m)	(dBuV/m)	(dB)	(dBuV)	(m)		(°)	(m)		(dB)	(dB)	(dB)
PK	20.63019G	46.35	83.54	-37.19	41.82	1	Vertical	187	1.80	-	37.90	15.70	49.07
AV	20.63577G	33.12	63.54	-30.42	28.58	1	Vertical	187	1.80	-	37.90	15.71	49.07

6.525-6.875GHz_802.11be EHT20_Nss1,(MCS0)_2TX

6875MHz_TX

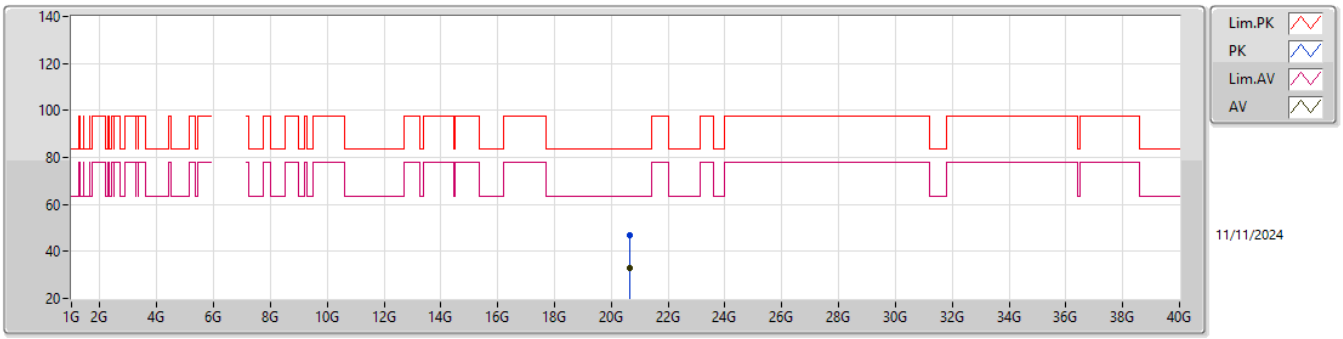

EUT Z_2TX
Setting 22
01-C-V-1

Type	Freq	Level	Limit	Margin	Raw	Dist	Condition	Azimuth	Height	Comment	AF	CL	PA
	(Hz)	(dBuV/m)	(dBuV/m)	(dB)	(dBuV)	(m)		(°)	(m)		(dB)	(dB)	(dB)
PK	20.6343G	46.89	83.54	-36.65	42.35	1	Horizontal	229	1.94	-	37.90	15.71	49.07
AV	20.6394G	33.04	63.54	-30.50	28.50	1	Horizontal	229	1.94	-	37.90	15.71	49.07

6.875-7.125GHz_802.11be EHT20_Nss1,(MCS0)_2TX

6895MHz_TX

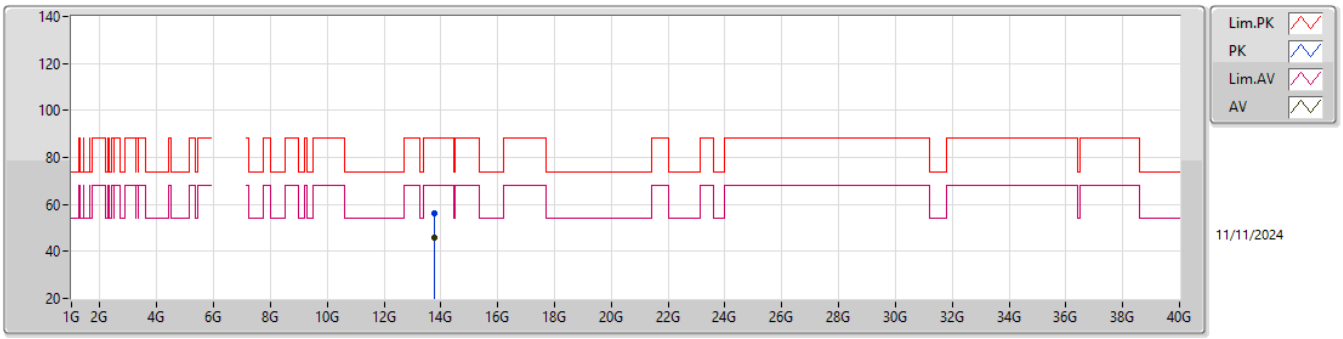

EUT Z_2TX
Setting 22
01-C-V-1

Type	Freq	Level	Limit	Margin	Raw	Dist	Condition	Azimuth	Height	Comment	AF	CL	PA
	(Hz)	(dBuV/m)	(dBuV/m)	(dB)	(dBuV)	(m)		(°)	(m)		(dB)	(dB)	(dB)
PK	13.78925G	56.00	88.20	-32.20	66.38	3	Vertical	99	2.10	-	40.66	13.34	64.38
RMS	13.78988G	45.86	68.20	-22.34	56.24	3	Vertical	99	2.10	-	40.66	13.34	64.38

6.875-7.125GHz_802.11be EHT20_Nss1,(MCS0)_2TX

6895MHz_TX

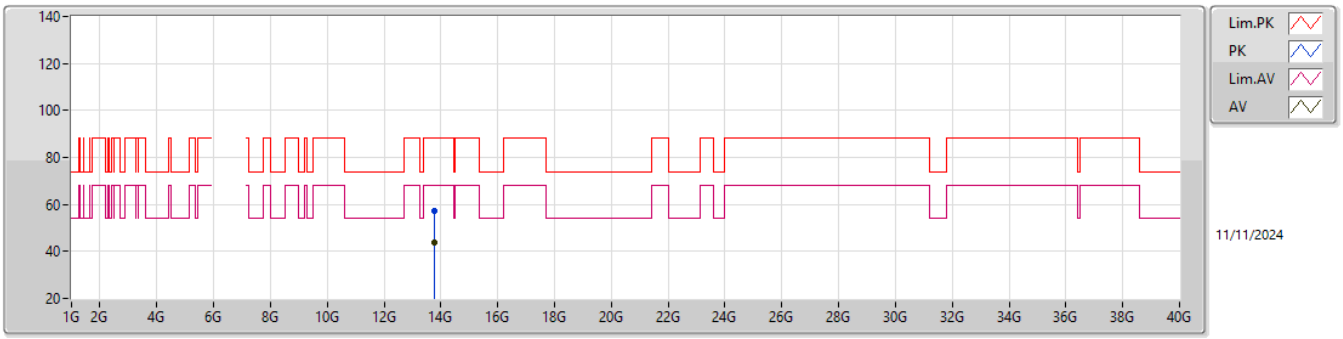

EUT Z_2TX
Setting 22
01-C-V-1

Type	Freq	Level	Limit	Margin	Raw	Dist	Condition	Azimuth	Height	Comment	AF	CL	PA
	(Hz)	(dBuV/m)	(dBuV/m)	(dB)	(dBuV)	(m)		(°)	(m)		(dB)	(dB)	(dB)
PK	13.78736G	57.09	88.20	-31.11	67.48	3	Horizontal	82	1.90	-	40.65	13.33	64.37
RMS	13.78997G	44.03	68.20	-24.17	54.41	3	Horizontal	82	1.90	-	40.66	13.34	64.38

6.875-7.125GHz_802.11be EHT20_Nss1,(MCS0)_2TX

6895MHz_TX

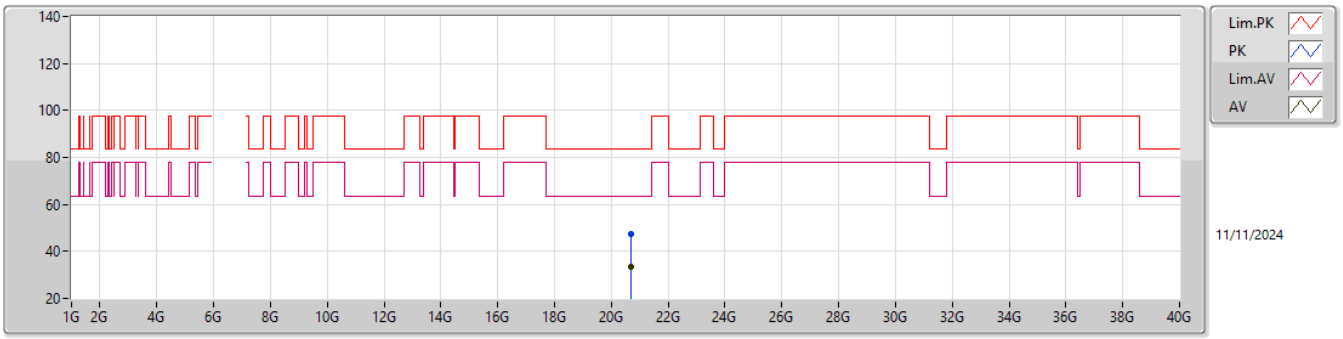

EUT Z_2TX
Setting 22
01-C-V-1

Type	Freq	Level	Limit	Margin	Raw	Dist	Condition	Azimuth	Height	Comment	AF	CL	PA
	(Hz)	(dBuV/m)	(dBuV/m)	(dB)	(dBuV)	(m)		(°)	(m)		(dB)	(dB)	(dB)
PK	20.6724G	47.66	83.54	-35.88	43.07	1	Vertical	42	1.73	-	37.90	15.74	49.05
AV	20.69928G	33.46	63.54	-30.08	28.84	1	Vertical	42	1.73	-	37.90	15.76	49.04

6.875-7.125GHz_802.11be EHT20_Nss1,(MCS0)_2TX

6895MHz_TX

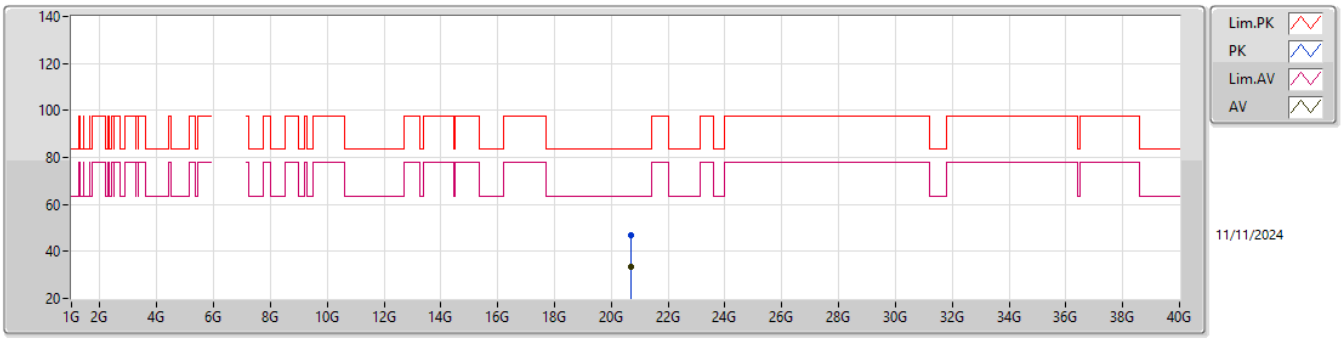

EUT Z_2TX
Setting 22
01-C-V-1

Type	Freq	Level	Limit	Margin	Raw	Dist	Condition	Azimuth	Height	Comment	AF	CL	PA
	(Hz)	(dBuV/m)	(dBuV/m)	(dB)	(dBuV)	(m)		(°)	(m)		(dB)	(dB)	(dB)
PK	20.67282G	46.85	83.54	-36.69	42.26	1	Horizontal	319	1.75	-	37.90	15.74	49.05
AV	20.69874G	33.50	63.54	-30.04	28.88	1	Horizontal	319	1.75	-	37.90	15.76	49.04

6.875-7.125GHz_802.11be EHT20_Nss1,(MCS0)_2TX

6995MHz_TX

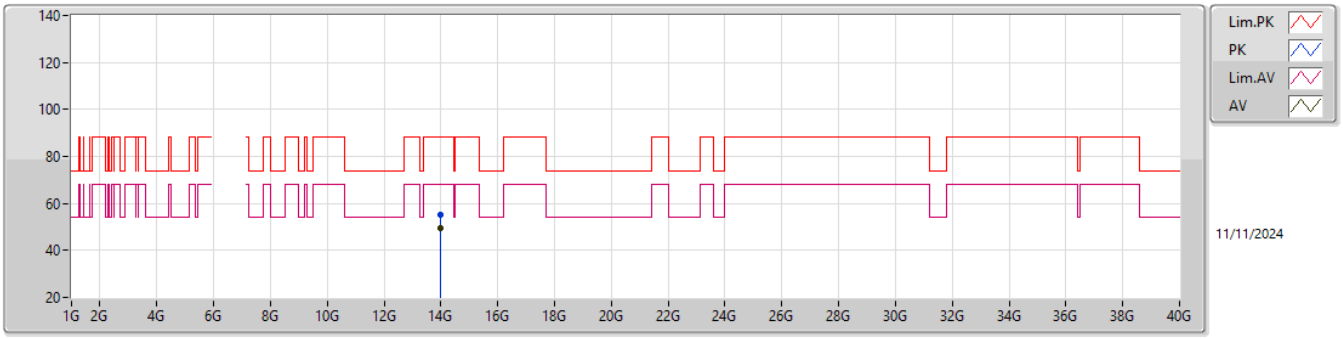

EUT Z_2TX
Setting 22
01-C-V-1

Type	Freq	Level	Limit	Margin	Raw	Dist	Condition	Azimuth	Height	Comment	AF	CL	PA
	(Hz)	(dBuV/m)	(dBuV/m)	(dB)	(dBuV)	(m)		(°)	(m)		(dB)	(dB)	(dB)
PK	13.99003G	55.03	88.20	-33.17	65.15	3	Vertical	85	2.13	-	40.90	13.44	64.46
RMS	13.98991G	49.70	68.20	-18.50	59.82	3	Vertical	85	2.13	-	40.90	13.44	64.46

6.875-7.125GHz_802.11be EHT20_Nss1,(MCS0)_2TX

6995MHz_TX

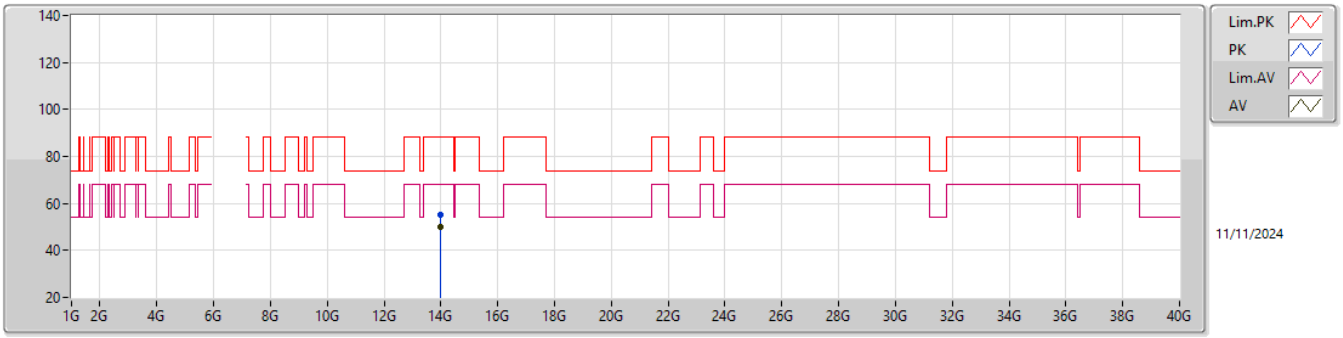

EUT Z_2TX
Setting 22
01-C-V-1

Type	Freq	Level	Limit	Margin	Raw	Dist	Condition	Azimuth	Height	Comment	AF	CL	PA
	(Hz)	(dBuV/m)	(dBuV/m)	(dB)	(dBuV)	(m)		(°)	(m)		(dB)	(dB)	(dB)
PK	13.98997G	55.17	88.20	-33.03	65.29	3	Horizontal	153	1.91	-	40.90	13.44	64.46
RMS	13.98991G	49.99	68.20	-18.21	60.11	3	Horizontal	153	1.91	-	40.90	13.44	64.46

6.875-7.125GHz_802.11be EHT20_Nss1,(MCS0)_2TX

6995MHz_TX

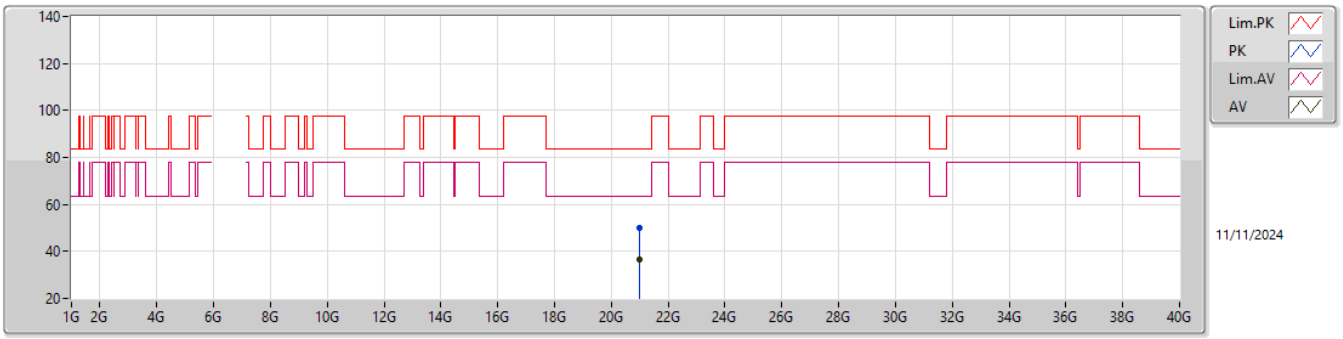

EUT Z_2TX
Setting 22
01-C-V-1

Type	Freq	Level	Limit	Margin	Raw	Dist	Condition	Azimuth	Height	Comment	AF	CL	PA
	(Hz)	(dBuV/m)	(dBuV/m)	(dB)	(dBuV)	(m)		(°)	(m)		(dB)	(dB)	(dB)
PK	20.9871G	50.12	83.54	-33.42	45.05	1	Vertical	273	1.84	-	37.97	15.99	48.89
AV	20.99904G	36.35	63.54	-27.19	31.23	1	Vertical	273	1.84	-	38.00	16.00	48.88

6.875-7.125GHz_802.11be EHT20_Nss1,(MCS0)_2TX

6995MHz_TX

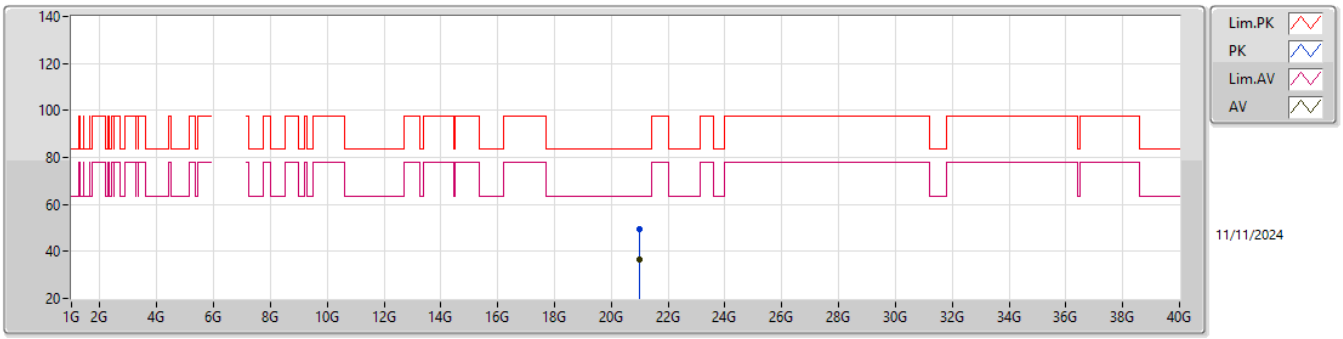

EUT Z_2TX
Setting 22
01-C-V-1

Type	Freq	Level	Limit	Margin	Raw	Dist	Condition	Azimuth	Height	Comment	AF	CL	PA
	(Hz)	(dBuV/m)	(dBuV/m)	(dB)	(dBuV)	(m)		(°)	(m)		(dB)	(dB)	(dB)
PK	20.98842G	49.54	83.54	-34.00	44.46	1	Horizontal	309	1.93	-	37.98	15.99	48.89
AV	20.99406G	36.31	63.54	-27.23	31.20	1	Horizontal	309	1.93	-	37.99	16.00	48.88

6.875-7.125GHz_802.11be EHT20_Nss1,(MCS0)_2TX

7095MHz_TX

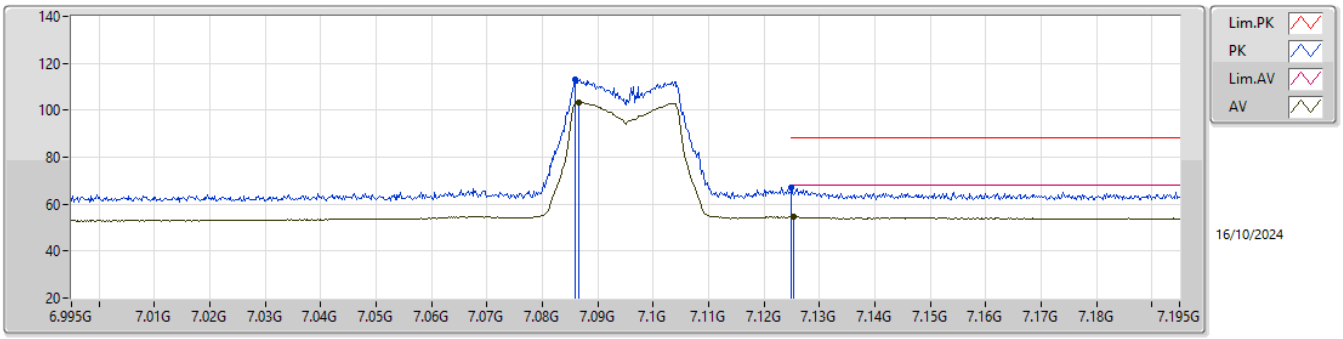

EUT X_2TX
Setting 22
01-D-J-10-10

Type	Freq	Level	Limit	Margin	Raw	Dist	Condition	Azimuth	Height	Comment	AF	CL	PA
	(Hz)	(dBuV/m)	(dBuV/m)	(dB)	(dBuV)	(m)		(°)	(m)		(dB)	(dB)	(dB)
PK	7.0858G	113.05	Inf	-Inf	101.38	3	Vertical	189	1.00	-	36.44	7.95	32.72
RMS	7.0866G	103.28	Inf	-Inf	91.60	3	Vertical	189	1.00	-	36.45	7.95	32.72
PK	7.125G	67.06	88.20	-21.14	55.16	3	Vertical	189	1.00	-	36.65	7.95	32.70
RMS	7.1254G	54.65	68.20	-13.55	42.75	3	Vertical	189	1.00	-	36.65	7.95	32.70

6.875-7.125GHz_802.11be EHT20_Nss1,(MCS0)_2TX

7095MHz_TX

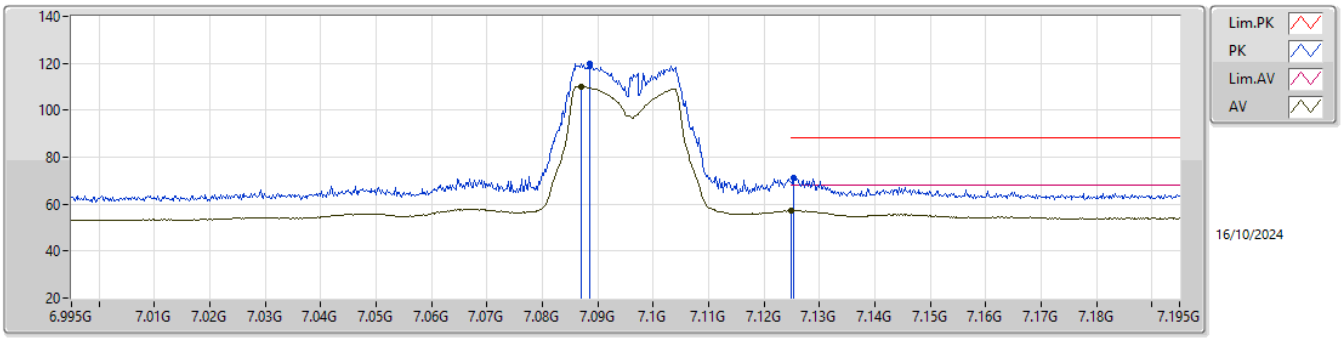

EUT X_2TX
Setting 22
01-D-J-10-10

Type	Freq	Level	Limit	Margin	Raw	Dist	Condition	Azimuth	Height	Comment	AF	CL	PA
	(Hz)	(dBuV/m)	(dBuV/m)	(dB)	(dBuV)	(m)		(°)	(m)		(dB)	(dB)	(dB)
PK	7.0886G	119.79	Inf	-Inf	108.11	3	Horizontal	298	1.35	-	36.45	7.95	32.72
RMS	7.087G	110.17	Inf	-Inf	98.49	3	Horizontal	298	1.35	-	36.45	7.95	32.72
PK	7.1254G	71.05	88.20	-17.15	59.15	3	Horizontal	298	1.35	-	36.65	7.95	32.70
RMS	7.125G	57.34	68.20	-10.86	45.44	3	Horizontal	298	1.35	-	36.65	7.95	32.70

6.875-7.125GHz_802.11be EHT20_Nss1,(MCS0)_2TX

7095MHz_TX

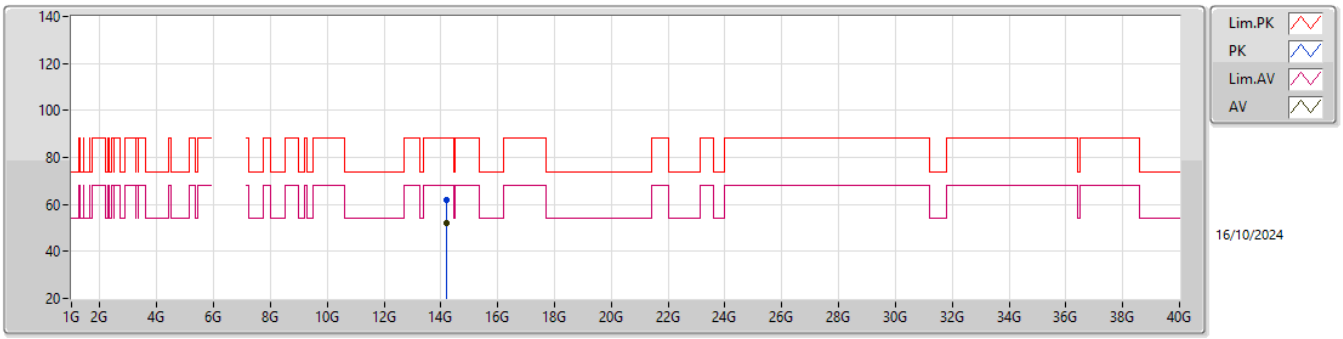

EUT Z_2TX
Setting 22
01-D-J-10

Type	Freq	Level	Limit	Margin	Raw	Dist	Condition	Azimuth	Height	Comment	AF	CL	PA
	(Hz)	(dBuV/m)	(dBuV/m)	(dB)	(dBuV)	(m)		(°)	(m)		(dB)	(dB)	(dB)
PK	14.18988G	62.09	88.20	-26.11	52.29	3	Vertical	142	1.00	-	40.90	13.47	44.57
AV	14.18988G	51.99	68.20	-16.21	42.19	3	Vertical	142	1.00	-	40.90	13.47	44.57

6.875-7.125GHz_802.11be EHT20_Nss1,(MCS0)_2TX

7095MHz_TX

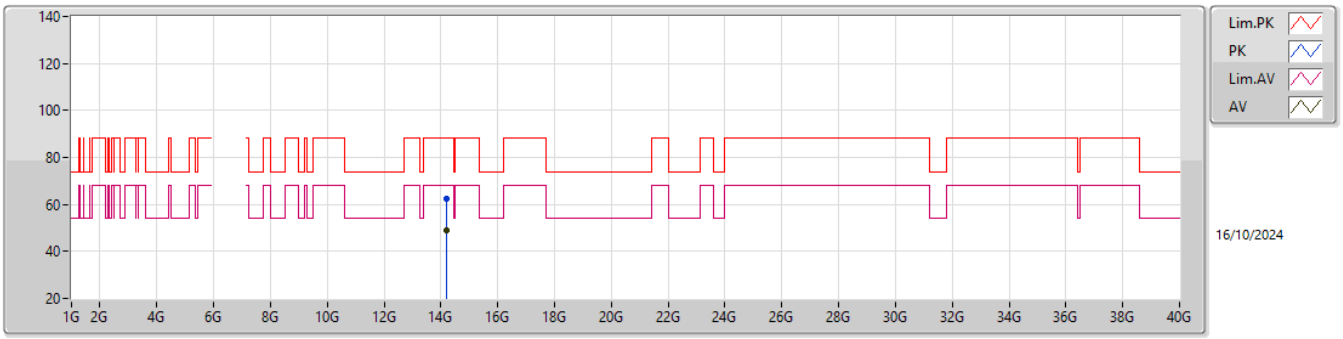

EUT Z_2TX
Setting 22
01-D-J-10

Type	Freq	Level	Limit	Margin	Raw	Dist	Condition	Azimuth	Height	Comment	AF	CL	PA
	(Hz)	(dBuV/m)	(dBuV/m)	(dB)	(dBuV)	(m)		(°)	(m)		(dB)	(dB)	(dB)
PK	14.19024G	62.40	88.20	-25.80	52.60	3	Horizontal	293	1.98	-	40.90	13.47	44.57
AV	14.1897G	49.04	68.20	-19.16	39.24	3	Horizontal	293	1.98	-	40.90	13.47	44.57

6.875-7.125GHz_802.11be EHT20_Nss1,(MCS0)_2TX

7095MHz_TX

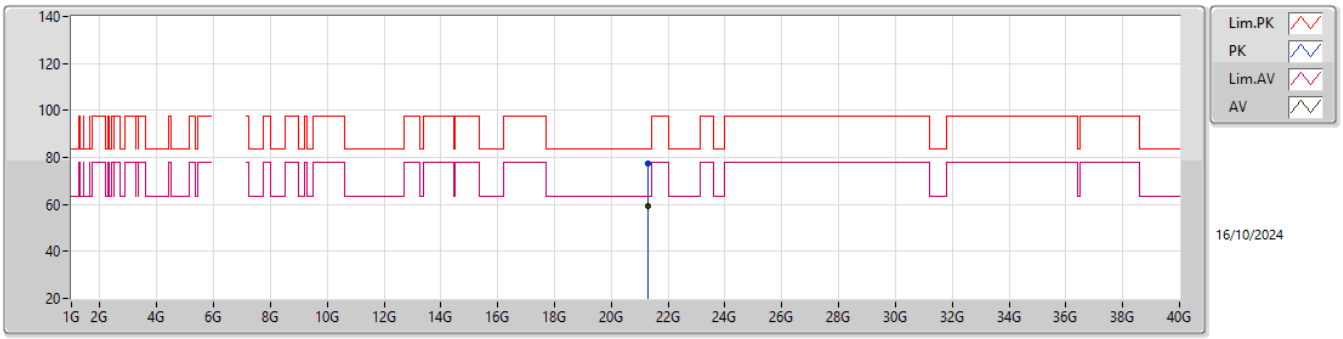

EUT Z_2TX
Setting 22
01-D-J-10

Type	Freq	Level	Limit	Margin	Raw	Dist	Condition	Azimuth	Height	Comment	AF	CL	PA
	(Hz)	(dBuV/m)	(dBuV/m)	(dB)	(dBuV)	(m)		(°)	(m)		(dB)	(dB)	(dB)
PK	21.29572G	77.23	83.54	-6.31	71.74	1	Vertical	320	1.64	-	38.09	16.24	48.84
AV	21.29228G	59.34	63.54	-4.20	53.87	1	Vertical	320	1.64	-	38.08	16.23	48.84

6.875-7.125GHz_802.11be EHT20_Nss1,(MCS0)_2TX

7095MHz_TX

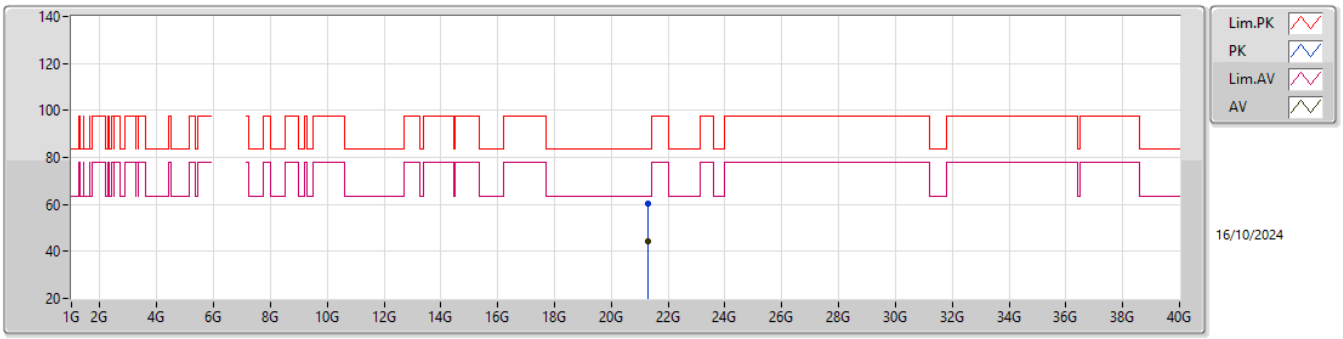

EUT Z_2TX
Setting 22
01-D-J-10

Type	Freq	Level	Limit	Margin	Raw	Dist	Condition	Azimuth	Height	Comment	AF	CL	PA
	(Hz)	(dBuV/m)	(dBuV/m)	(dB)	(dBuV)	(m)		(°)	(m)		(dB)	(dB)	(dB)
PK	21.293G	60.40	83.54	-23.14	54.92	1	Horizontal	35	1.50	-	38.09	16.23	48.84
AV	21.29148G	44.55	63.54	-18.99	39.09	1	Horizontal	35	1.50	-	38.08	16.23	48.85

6.875-7.125GHz_802.11be EHT20_Nss1,(MCS0)_2TX

7115MHz_TX

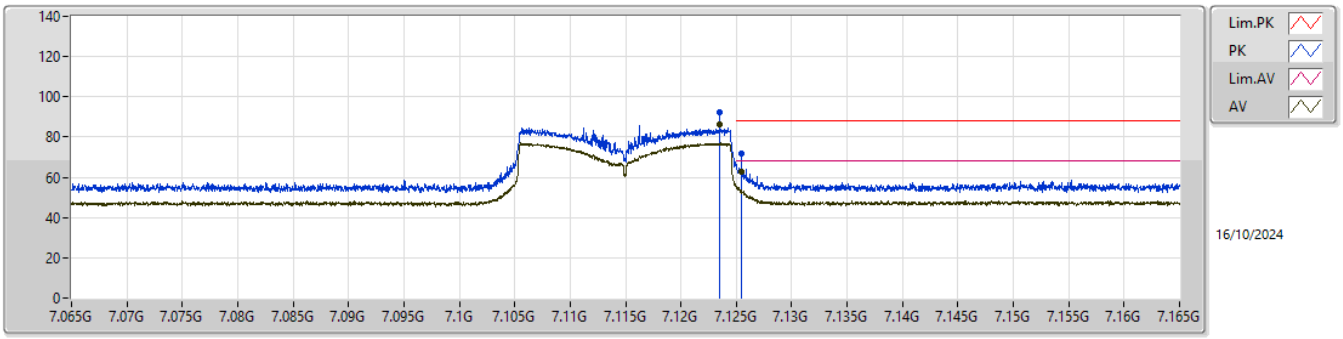

EUT X_2TX
Setting 2.5
01-D-J-10-10

Type	Freq	Level	Limit	Margin	Raw	Dist	Condition	Azimuth	Height	Comment	AF	CL	PA
	(Hz)	(dBuV/m)	(dBuV/m)	(dB)	(dBuV)	(m)		(°)	(m)		(dB)	(dB)	(dB)
PK	7.1235G	92.61	Inf	-Inf	80.72	3	Vertical	187	1.00	15_BP 1MH	36.64	7.95	32.70
RMS	7.1235G	86.12	Inf	-Inf	74.23	3	Vertical	187	1.00	15_BP 1MH	36.64	7.95	32.70
PK	7.1255G	72.09	88.20	-16.11	60.19	3	Vertical	187	1.00	15_BP 1MH	36.65	7.95	32.70
RMS	7.1255G	62.69	68.20	-5.51	50.79	3	Vertical	187	1.00	15_BP 1MH	36.65	7.95	32.70

6.875-7.125GHz_802.11be EHT20_Nss1,(MCS0)_2TX

7115MHz_TX

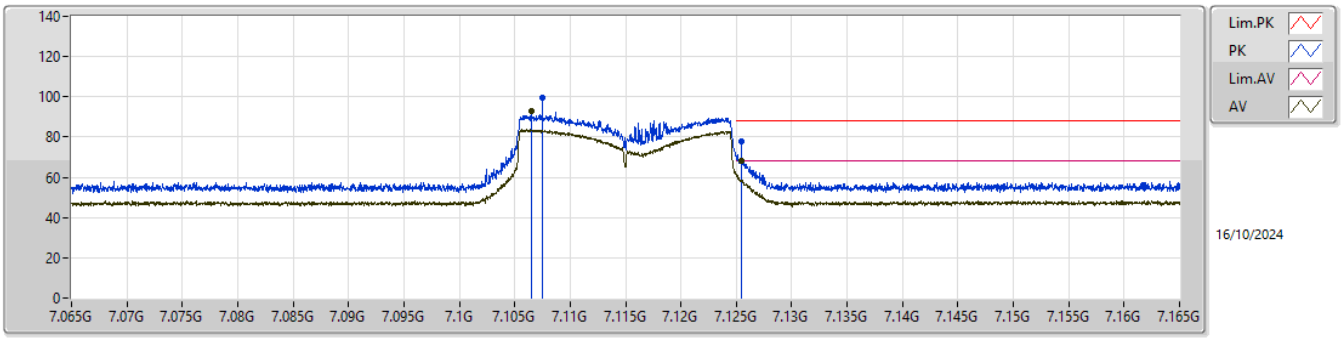

EUT X_2TX
Setting 2.5
01-D-J-10-10

Type	Freq	Level	Limit	Margin	Raw	Dist	Condition	Azimuth	Height	Comment	AF	CL	PA
	(Hz)	(dBuV/m)	(dBuV/m)	(dB)	(dBuV)	(m)		(°)	(m)		(dB)	(dB)	(dB)
PK	7.1075G	99.31	Inf	-Inf	87.53	3	Horizontal	294	1.31	15_BP 1MH	36.54	7.95	32.71
RMS	7.1065G	92.85	Inf	-Inf	81.07	3	Horizontal	294	1.31	15_BP 1MH	36.54	7.95	32.71
PK	7.1255G	77.78	88.20	-10.42	65.88	3	Horizontal	294	1.31	15_BP 1MH	36.65	7.95	32.70
RMS	7.1255G	67.98	68.20	-0.22	56.08	3	Horizontal	294	1.31	15_BP 1MH	36.65	7.95	32.70

6.875-7.125GHz_802.11be EHT20_Nss1,(MCS0)_2TX

7115MHz_TX

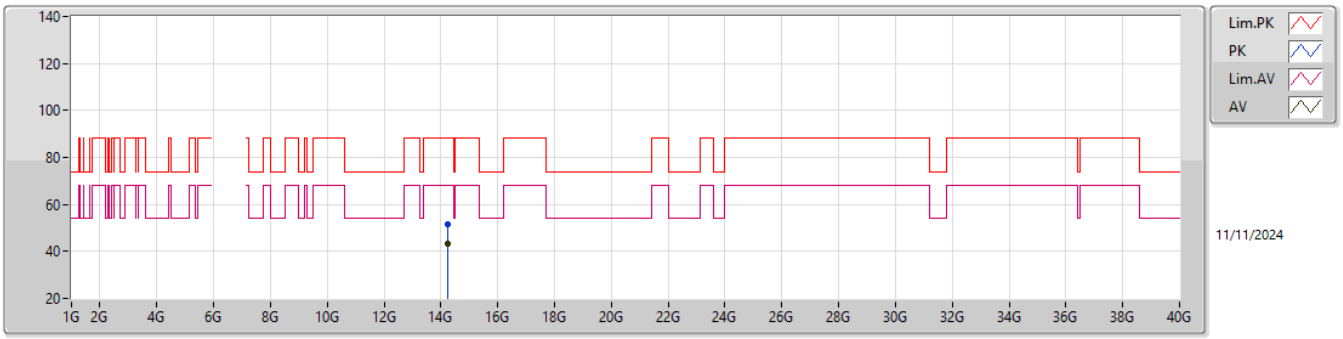

EUT Z_2TX
Setting 2.5
01-C-V-1

Type	Freq	Level	Limit	Margin	Raw	Dist	Condition	Azimuth	Height	Comment	AF	CL	PA
	(Hz)	(dBuV/m)	(dBuV/m)	(dB)	(dBuV)	(m)		(°)	(m)		(dB)	(dB)	(dB)
PK	14.2301G	51.67	88.20	-36.53	61.38	3	Vertical	327	1.80	-	40.78	13.47	63.96
RMS	14.22989G	43.38	68.20	-24.82	53.09	3	Vertical	327	1.80	-	40.78	13.47	63.96

6.875-7.125GHz_802.11be EHT20_Nss1,(MCS0)_2TX

7115MHz_TX

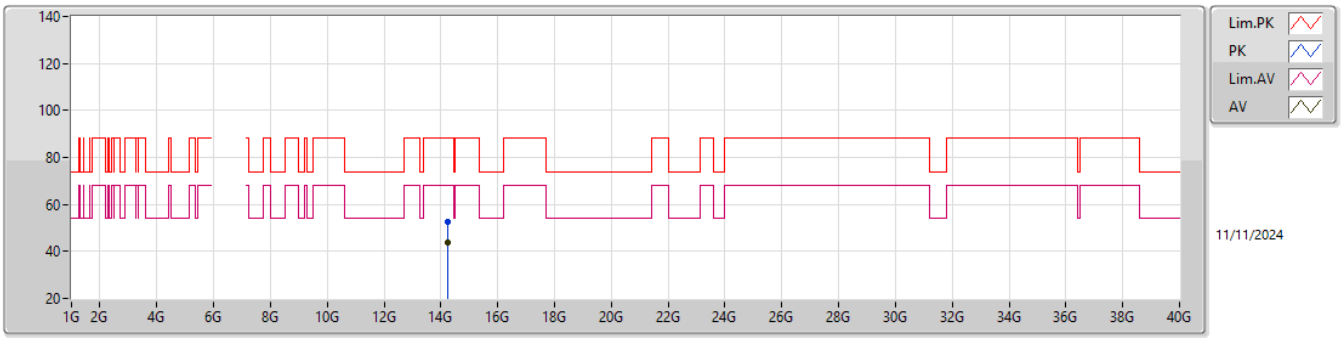

EUT Z_2TX
Setting 2.5
01-C-V-1

Type	Freq	Level	Limit	Margin	Raw	Dist	Condition	Azimuth	Height	Comment	AF	CL	PA
	(Hz)	(dBuV/m)	(dBuV/m)	(dB)	(dBuV)	(m)		(°)	(m)		(dB)	(dB)	(dB)
PK	14.22992G	52.74	88.20	-35.46	62.45	3	Horizontal	46	3.00	-	40.78	13.47	63.96
RMS	14.22987G	43.85	68.20	-24.35	53.56	3	Horizontal	46	3.00	-	40.78	13.47	63.96

6.875-7.125GHz_802.11be EHT20_Nss1,(MCS0)_2TX

7115MHz_TX

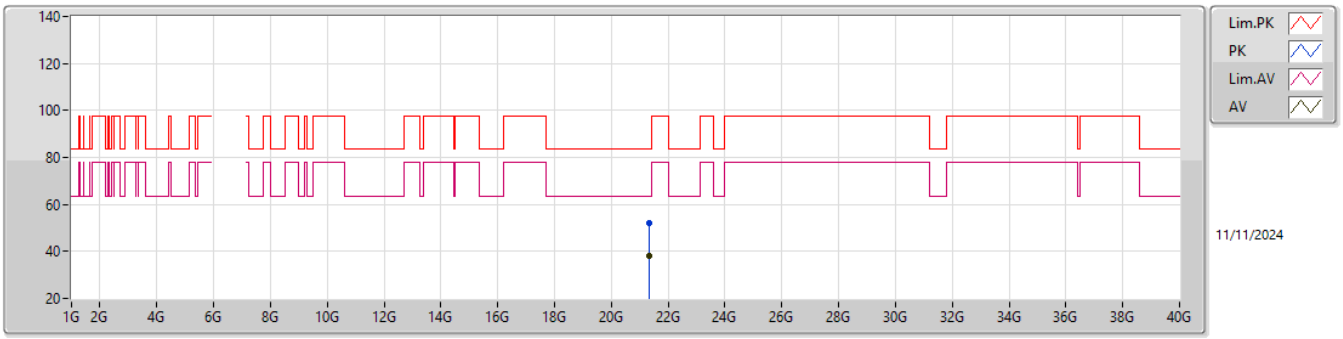

EUT Z_2TX
Setting 2.5
01-C-V-1

Type	Freq	Level	Limit	Margin	Raw	Dist	Condition	Azimuth	Height	Comment	AF	CL	PA
	(Hz)	(dBuV/m)	(dBuV/m)	(dB)	(dBuV)	(m)		(°)	(m)		(dB)	(dB)	(dB)
PK	21.3381G	51.96	83.54	-31.58	46.43	1	Vertical	358	1.35	-	38.10	16.27	48.84
AV	21.33318G	38.15	63.54	-25.39	32.62	1	Vertical	358	1.35	-	38.10	16.27	48.84

6.875-7.125GHz_802.11be EHT20_Nss1,(MCS0)_2TX

7115MHz_TX

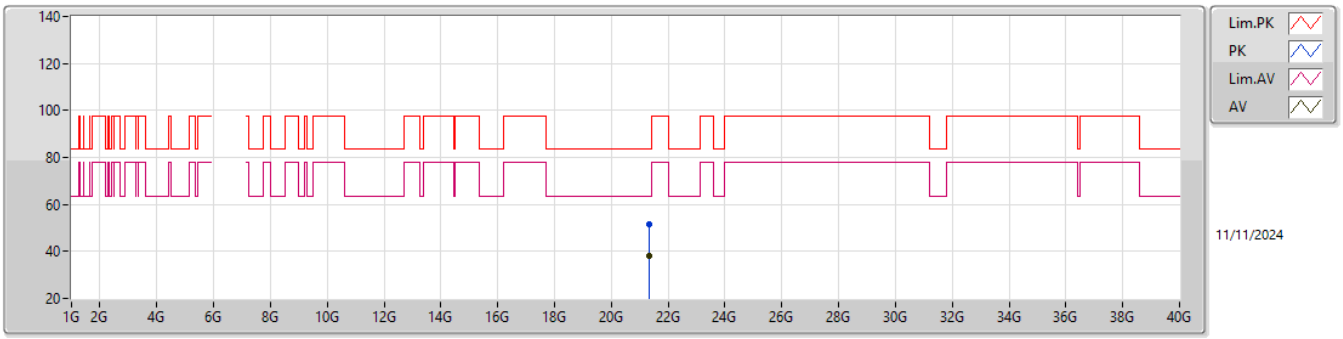

EUT Z_2TX
Setting 2.5
01-C-V-1

Type	Freq	Level	Limit	Margin	Raw	Dist	Condition	Azimuth	Height	Comment	AF	CL	PA
	(Hz)	(dBuV/m)	(dBuV/m)	(dB)	(dBuV)	(m)		(°)	(m)		(dB)	(dB)	(dB)
PK	21.34194G	51.48	83.54	-32.06	45.95	1	Horizontal	263	1.88	-	38.10	16.27	48.84
AV	21.33804G	38.11	63.54	-25.43	32.58	1	Horizontal	263	1.88	-	38.10	16.27	48.84

5.925-6.425GHz_802.11be EHT40_Nss1,(MCS0)_2TX

5965MHz_TX

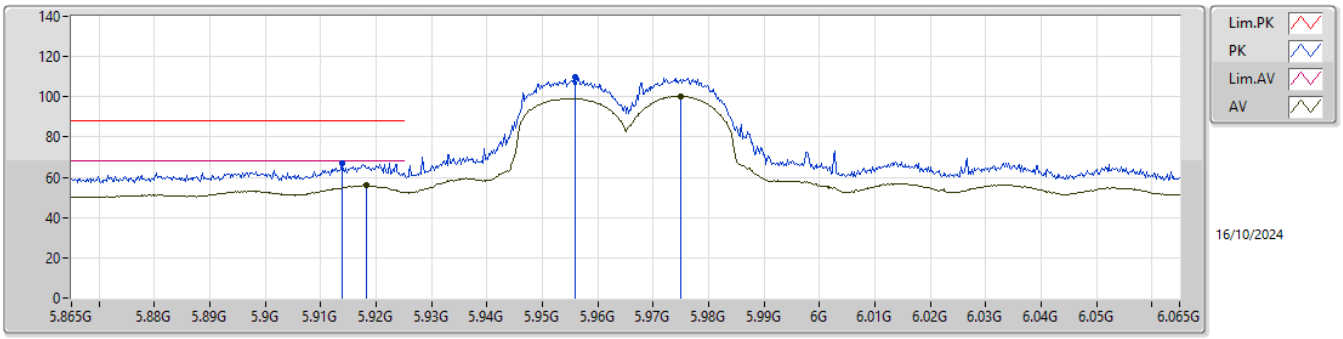

EUT X_2TX
Setting 22
01-D-J-10-10

Type	Freq	Level	Limit	Margin	Raw	Dist	Condition	Azimuth	Height	Comment	AF	CL	PA
	(Hz)	(dBuV/m)	(dBuV/m)	(dB)	(dBuV)	(m)		(°)	(m)		(dB)	(dB)	(dB)
PK	5.9138G	67.22	88.20	-20.98	58.12	3	Vertical	21	1.45	-	34.10	7.44	32.44
RMS	5.9182G	55.94	68.20	-12.26	46.84	3	Vertical	21	1.45	-	34.10	7.44	32.44
PK	5.9558G	109.56	Inf	-Inf	100.43	3	Vertical	21	1.45	-	34.10	7.47	32.44
RMS	5.975G	100.21	Inf	-Inf	91.07	3	Vertical	21	1.45	-	34.10	7.48	32.44

5.925-6.425GHz_802.11be EHT40_Nss1,(MCS0)_2TX

5965MHz_TX

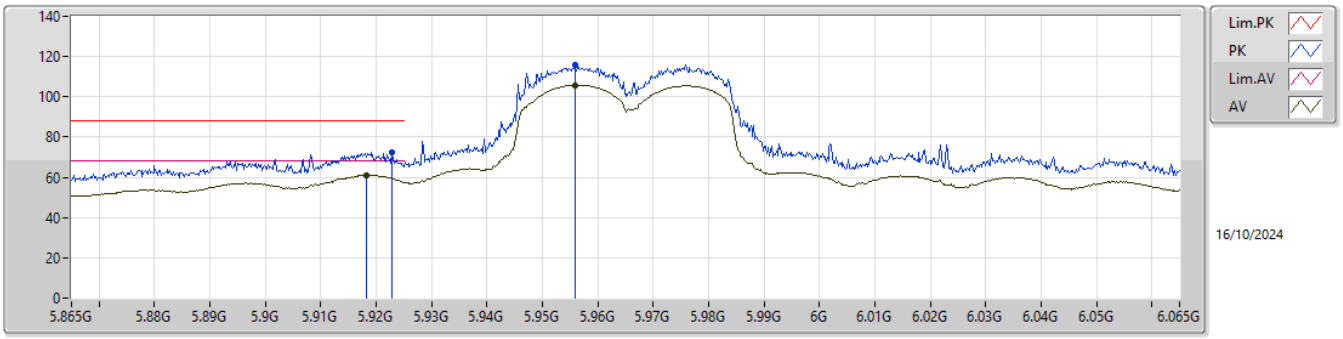

EUT X_2TX
Setting 22
01-D-J-10-10

Type	Freq	Level	Limit	Margin	Raw	Dist	Condition	Azimuth	Height	Comment	AF	CL	PA
	(Hz)	(dBuV/m)	(dBuV/m)	(dB)	(dBuV)	(m)		(°)	(m)		(dB)	(dB)	(dB)
PK	5.9228G	72.21	88.20	-15.99	63.11	3	Horizontal	268	1.20	-	34.10	7.44	32.44
RMS	5.9182G	60.95	68.20	-7.25	51.85	3	Horizontal	268	1.20	-	34.10	7.44	32.44
PK	5.9558G	115.92	Inf	-Inf	106.79	3	Horizontal	268	1.20	-	34.10	7.47	32.44
RMS	5.9558G	105.87	Inf	-Inf	96.74	3	Horizontal	268	1.20	-	34.10	7.47	32.44

5.925-6.425GHz_802.11be EHT40_Nss1,(MCS0)_2TX

5965MHz_TX

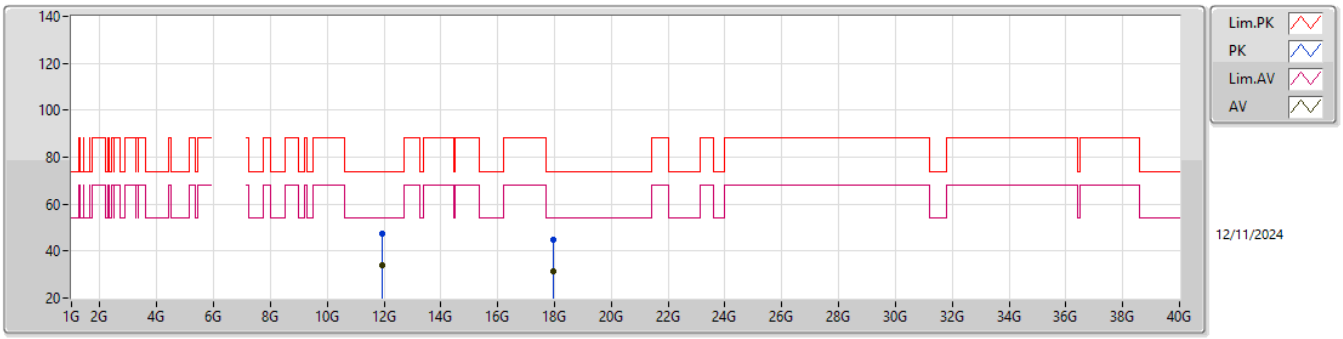

EUT Z_2TX
Setting 22
01-C-V-1

Type	Freq	Level	Limit	Margin	Raw	Dist	Condition	Azimuth	Height	Comment	AF	CL	PA
	(Hz)	(dBuV/m)	(dBuV/m)	(dB)	(dBuV)	(m)		(°)	(m)		(dB)	(dB)	(dB)
PK	11.91569G	47.19	74.00	-26.81	61.95	3	Vertical	331	1.69	-	38.77	12.27	65.80
AV	11.94371G	33.92	54.00	-20.08	48.69	3	Vertical	331	1.69	-	38.71	12.30	65.78
PK	17.9447G	44.60	74.00	-29.40	51.39	3	Vertical	357	1.80	-	41.39	14.21	62.39
AV	17.94389G	31.56	54.00	-22.44	38.35	3	Vertical	357	1.80	-	41.39	14.21	62.39

5.925-6.425GHz_802.11be EHT40_Nss1,(MCS0)_2TX

5965MHz_TX

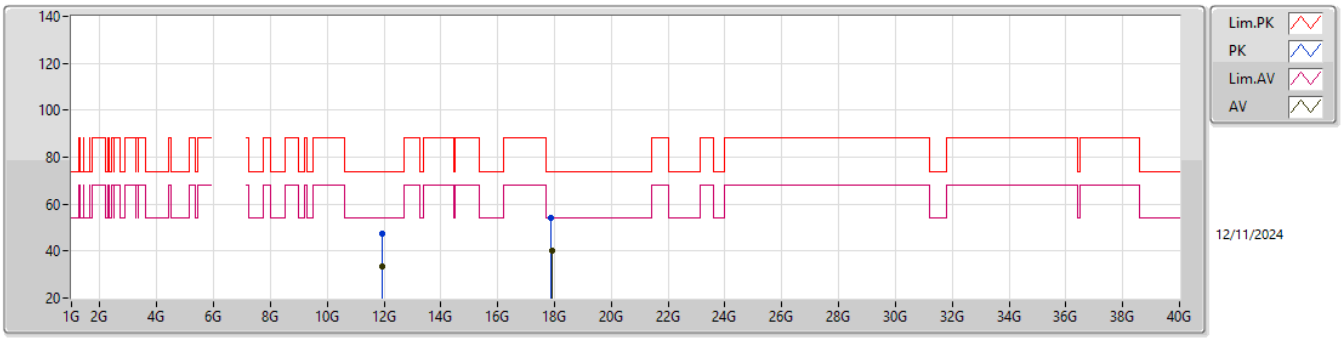

EUT Z_2TX
Setting 22
01-C-V-1

Type	Freq	Level	Limit	Margin	Raw	Dist	Condition	Azimuth	Height	Comment	AF	CL	PA
	(Hz)	(dBuV/m)	(dBuV/m)	(dB)	(dBuV)	(m)		(°)	(m)		(dB)	(dB)	(dB)
PK	11.93549G	47.50	74.00	-26.50	62.26	3	Horizontal	360	2.99	-	38.73	12.29	65.78
AV	11.91581G	33.69	54.00	-20.31	48.45	3	Horizontal	360	2.99	-	38.77	12.27	65.80
PK	17.88G	54.33	74.00	-19.67	61.43	3	Horizontal	18	1.80	-	41.22	14.20	62.52
AV	17.89932G	40.42	54.00	-13.58	47.40	3	Horizontal	18	1.80	-	41.30	14.20	62.48

5.925-6.425GHz_802.11be EHT40_Nss1,(MCS0)_2TX

6205MHz_TX

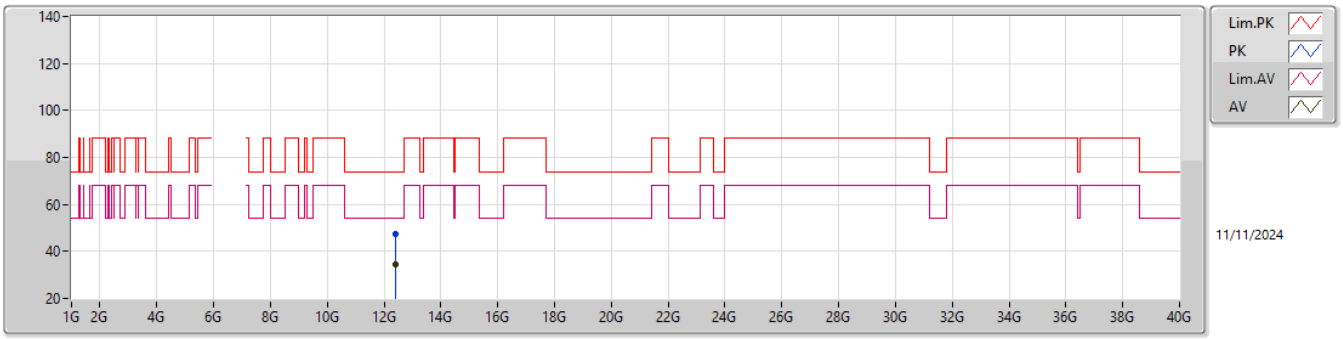

EUT Z_2TX
Setting 22
01-C-V-1

Type	Freq	Level	Limit	Margin	Raw	Dist	Condition	Azimuth	Height	Comment	AF	CL	PA
	(Hz)	(dBuV/m)	(dBuV/m)	(dB)	(dBuV)	(m)		(°)	(m)		(dB)	(dB)	(dB)
PK	12.40784G	47.29	74.00	-26.71	61.46	3	Vertical	337	1.49	-	38.62	12.58	65.37
AV	12.4058G	34.39	54.00	-19.61	48.57	3	Vertical	337	1.49	-	38.61	12.58	65.37

5.925-6.425GHz_802.11be EHT40_Nss1,(MCS0)_2TX

6205MHz_TX

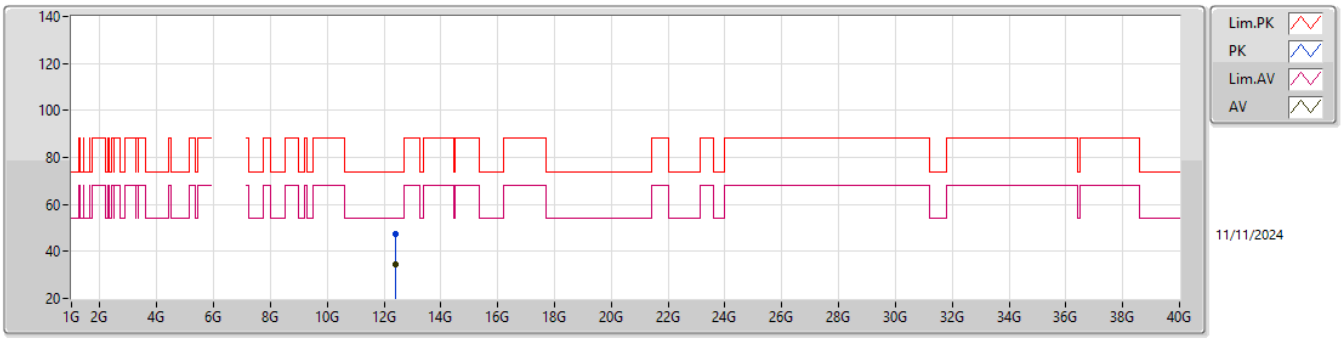

EUT Z_2TX
Setting 22
01-C-V-1

Type	Freq	Level	Limit	Margin	Raw	Dist	Condition	Azimuth	Height	Comment	AF	CL	PA
	(Hz)	(dBuV/m)	(dBuV/m)	(dB)	(dBuV)	(m)		(°)	(m)		(dB)	(dB)	(dB)
PK	12.425G	47.41	74.00	-26.59	61.53	3	Horizontal	213	1.73	-	38.65	12.59	65.36
AV	12.40889G	34.49	54.00	-19.51	48.66	3	Horizontal	213	1.73	-	38.62	12.58	65.37

5.925-6.425GHz_802.11be EHT40_Nss1,(MCS0)_2TX

6205MHz_TX

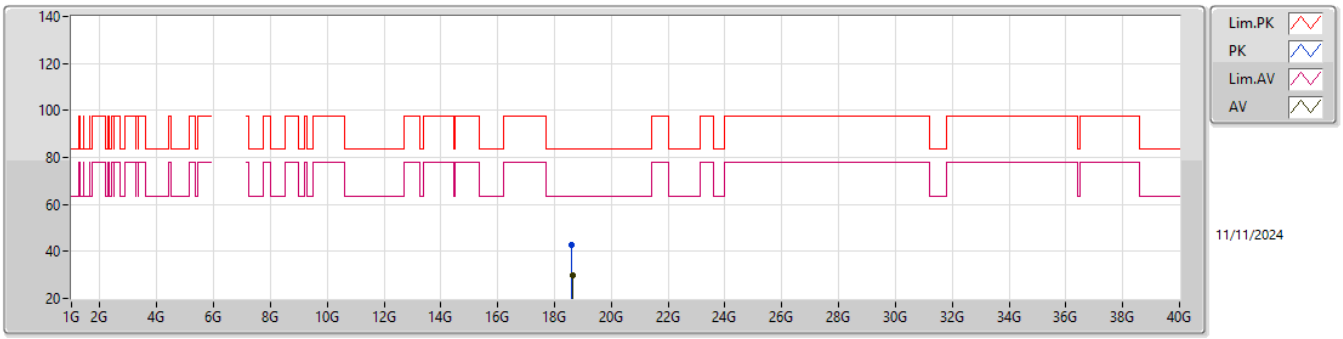

EUT Z_2TX
Setting 22
01-C-V-1

Type	Freq	Level	Limit	Margin	Raw	Dist	Condition	Azimuth	Height	Comment	AF	CL	PA
	(Hz)	(dBuV/m)	(dBuV/m)	(dB)	(dBuV)	(m)		(°)	(m)		(dB)	(dB)	(dB)
PK	18.61956G	42.78	83.54	-40.76	39.27	1	Vertical	244	1.58	-	37.84	15.27	49.60
AV	18.62628G	30.03	63.54	-33.51	26.50	1	Vertical	244	1.58	-	37.85	15.27	49.59

5.925-6.425GHz_802.11be EHT40_Nss1,(MCS0)_2TX

6205MHz_TX

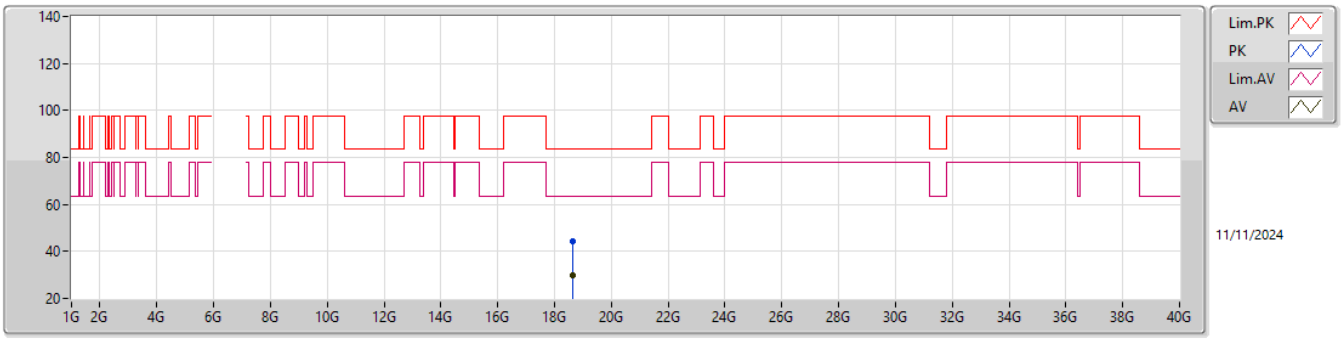

EUT Z_2TX
Setting 22
01-C-V-1

Type	Freq	Level	Limit	Margin	Raw	Dist	Condition	Azimuth	Height	Comment	AF	CL	PA
	(Hz)	(dBuV/m)	(dBuV/m)	(dB)	(dBuV)	(m)		(°)	(m)		(dB)	(dB)	(dB)
PK	18.62916G	44.09	83.54	-39.45	40.55	1	Horizontal	22	1.96	-	37.86	15.27	49.59
AV	18.62316G	30.06	63.54	-33.48	26.54	1	Horizontal	22	1.96	-	37.85	15.27	49.60

5.925-6.425GHz_802.11be EHT40_Nss1,(MCS0)_2TX

6405MHz_TX

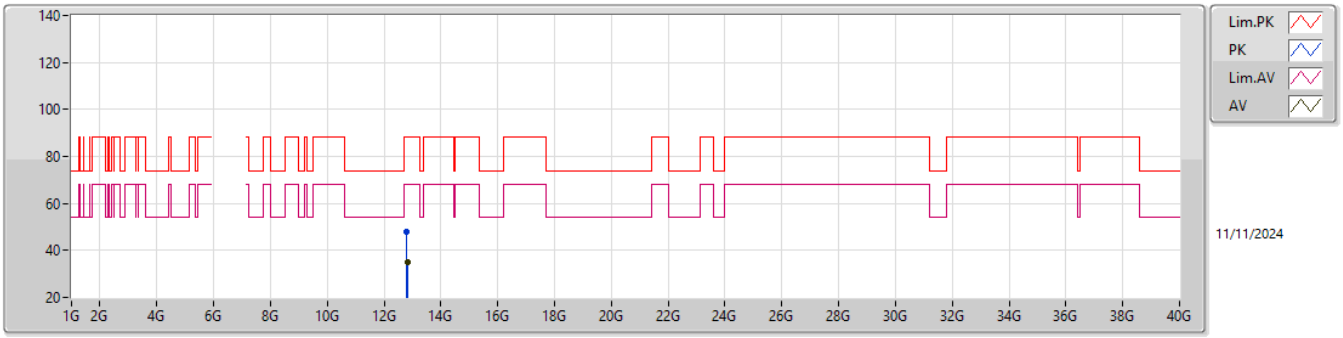

EUT Z_2TX
Setting 22
01-C-V-1

Type	Freq	Level	Limit	Margin	Raw	Dist	Condition	Azimuth	Height	Comment	AF	CL	PA
	(Hz)	(dBuV/m)	(dBuV/m)	(dB)	(dBuV)	(m)		(°)	(m)		(dB)	(dB)	(dB)
PK	12.80925G	48.14	88.20	-40.06	61.35	3	Vertical	322	1.95	-	39.24	12.80	65.25
RMS	12.81699G	35.10	68.20	-33.10	48.27	3	Vertical	322	1.95	-	39.27	12.81	65.25

5.925-6.425GHz_802.11be EHT40_Nss1,(MCS0)_2TX

6405MHz_TX

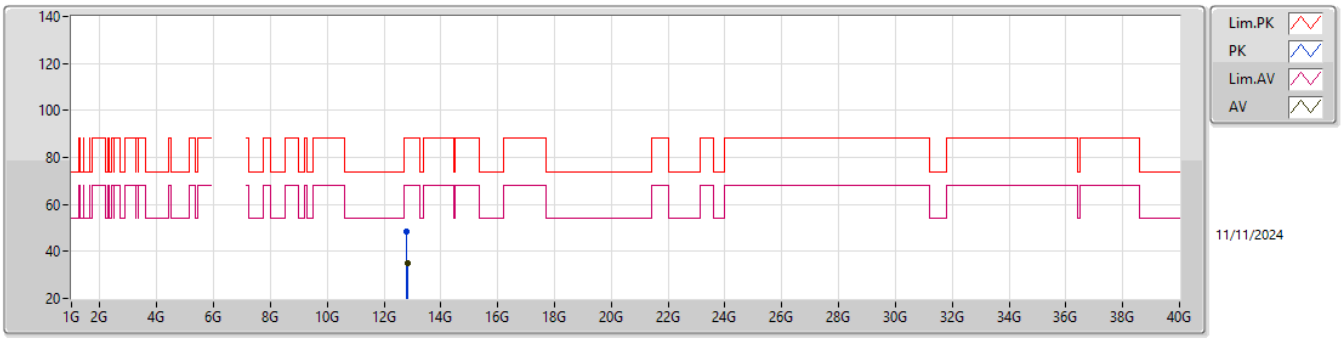

EUT Z_2TX
Setting 22
01-C-V-1

Type	Freq	Level	Limit	Margin	Raw	Dist	Condition	Azimuth	Height	Comment	AF	CL	PA
	(Hz)	(dBuV/m)	(dBuV/m)	(dB)	(dBuV)	(m)		(°)	(m)		(dB)	(dB)	(dB)
PK	12.80088G	48.31	88.20	-39.89	61.56	3	Horizontal	20	1.54	-	39.20	12.80	65.25
RMS	12.81231G	35.05	68.20	-33.15	48.25	3	Horizontal	20	1.54	-	39.25	12.80	65.25

5.925-6.425GHz_802.11be EHT40_Nss1,(MCS0)_2TX

6405MHz_TX

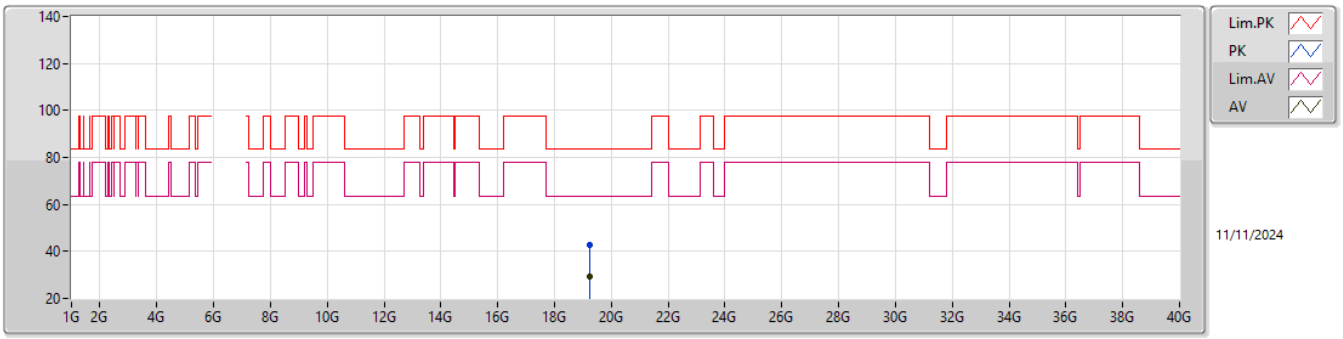

EUT Z_2TX
Setting 22
01-C-V-1

Type	Freq	Level	Limit	Margin	Raw	Dist	Condition	Azimuth	Height	Comment	AF	CL	PA
	(Hz)	(dBuV/m)	(dBuV/m)	(dB)	(dBuV)	(m)		(°)	(m)		(dB)	(dB)	(dB)
PK	19.22496G	42.61	83.54	-40.93	38.96	1	Vertical	115	1.92	-	37.90	15.24	49.49
AV	19.22274G	29.22	63.54	-34.32	25.58	1	Vertical	115	1.92	-	37.89	15.24	49.49

5.925-6.425GHz_802.11be EHT40_Nss1,(MCS0)_2TX

6405MHz_TX

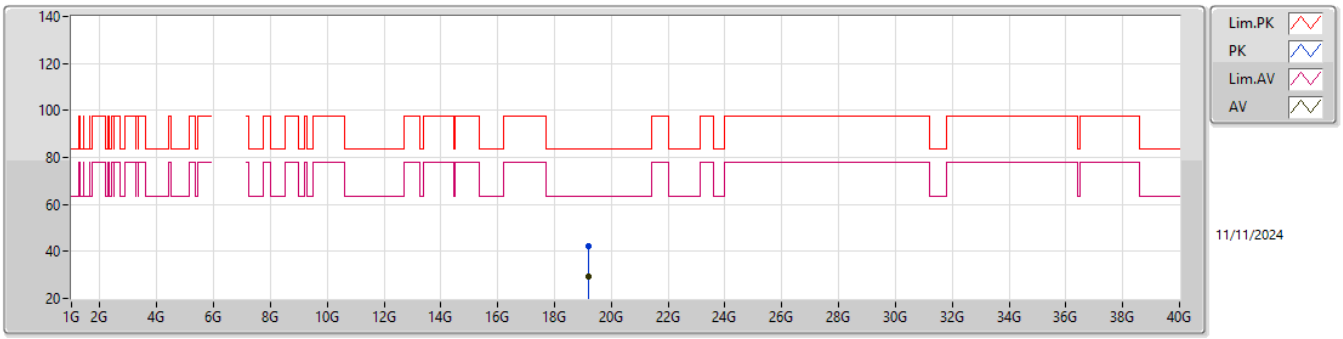

EUT Z_2TX
Setting 22
01-C-V-1

Type	Freq	Level	Limit	Margin	Raw	Dist	Condition	Azimuth	Height	Comment	AF	CL	PA
	(Hz)	(dBuV/m)	(dBuV/m)	(dB)	(dBuV)	(m)		(°)	(m)		(dB)	(dB)	(dB)
PK	19.2081G	42.04	83.54	-41.50	38.45	1	Horizontal	143	1.80	-	37.83	15.24	49.48
AV	19.20486G	29.19	63.54	-34.35	25.61	1	Horizontal	143	1.80	-	37.82	15.24	49.48

6.425-6.525GHz_802.11be EHT40_Nss1,(MCS0)_2TX

6445MHz_TX

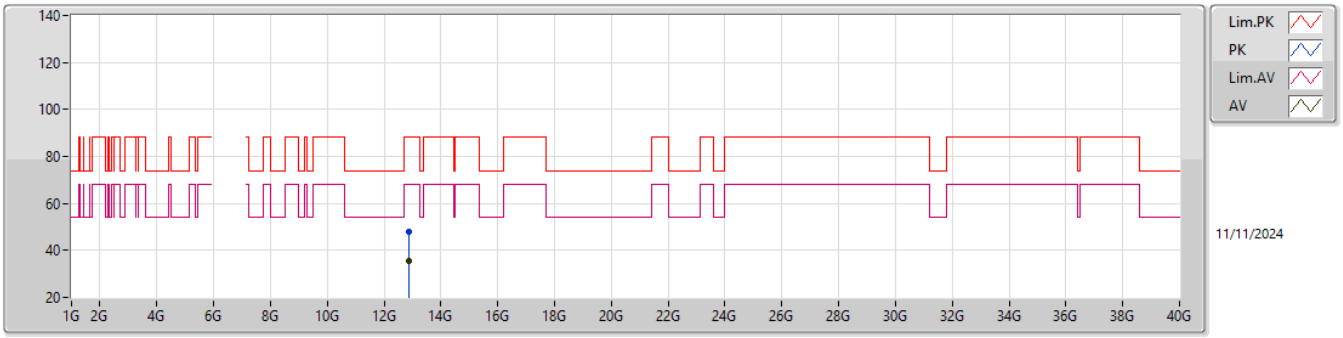

EUT Z_2TX
Setting 22
01-C-V-1

Type	Freq	Level	Limit	Margin	Raw	Dist	Condition	Azimuth	Height	Comment	AF	CL	PA
	(Hz)	(dBuV/m)	(dBuV/m)	(dB)	(dBuV)	(m)		(°)	(m)		(dB)	(dB)	(dB)
PK	12.8957G	48.11	88.20	-40.09	61.10	3	Vertical	292	1.58	-	39.40	12.85	65.24
RMS	12.87734G	35.26	68.20	-32.94	48.26	3	Vertical	292	1.58	-	39.40	12.84	65.24

6.425-6.525GHz_802.11be EHT40_Nss1,(MCS0)_2TX

6445MHz_TX

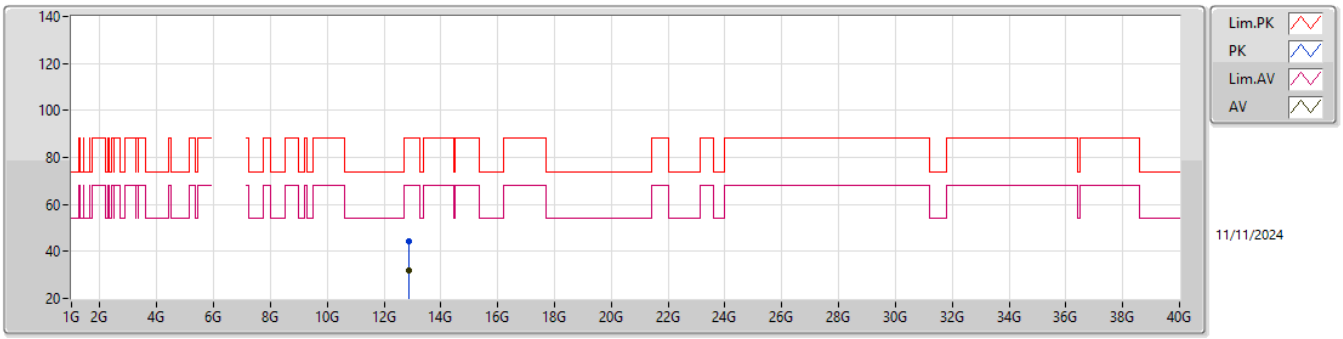

EUT Z_2TX
Setting 22
01-C-V-1

Type	Freq	Level	Limit	Margin	Raw	Dist	Condition	Azimuth	Height	Comment	AF	CL	PA
	(Hz)	(dBuV/m)	(dBuV/m)	(dB)	(dBuV)	(m)		(°)	(m)		(dB)	(dB)	(dB)
PK	12.88436G	44.11	88.20	-44.09	57.11	3	Horizontal	89	1.59	-	39.40	12.84	65.24
RMS	12.87938G	31.92	68.20	-36.28	44.92	3	Horizontal	89	1.59	-	39.40	12.84	65.24

6.425-6.525GHz_802.11be EHT40_Nss1,(MCS0)_2TX

6445MHz_TX

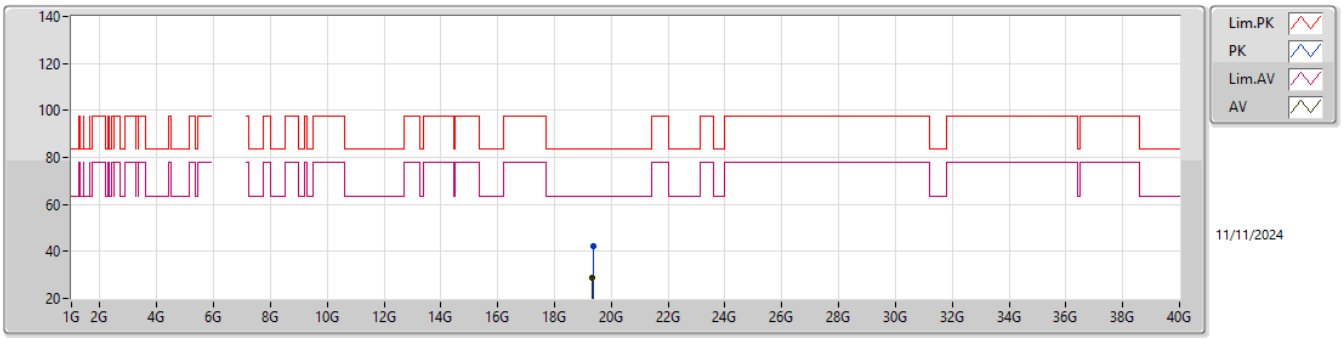

EUT Z_2TX
Setting 22
01-C-V-1

Type	Freq	Level	Limit	Margin	Raw	Dist	Condition	Azimuth	Height	Comment	AF	CL	PA
	(Hz)	(dBuV/m)	(dBuV/m)	(dB)	(dBuV)	(m)		(°)	(m)		(dB)	(dB)	(dB)
PK	19.34844G	42.24	83.54	-41.30	38.79	1	Vertical	337	1.81	-	37.80	15.23	49.58
AV	19.3452G	29.00	63.54	-34.54	25.54	1	Vertical	337	1.81	-	37.80	15.23	49.57

6.425-6.525GHz_802.11be EHT40_Nss1,(MCS0)_2TX

6445MHz_TX

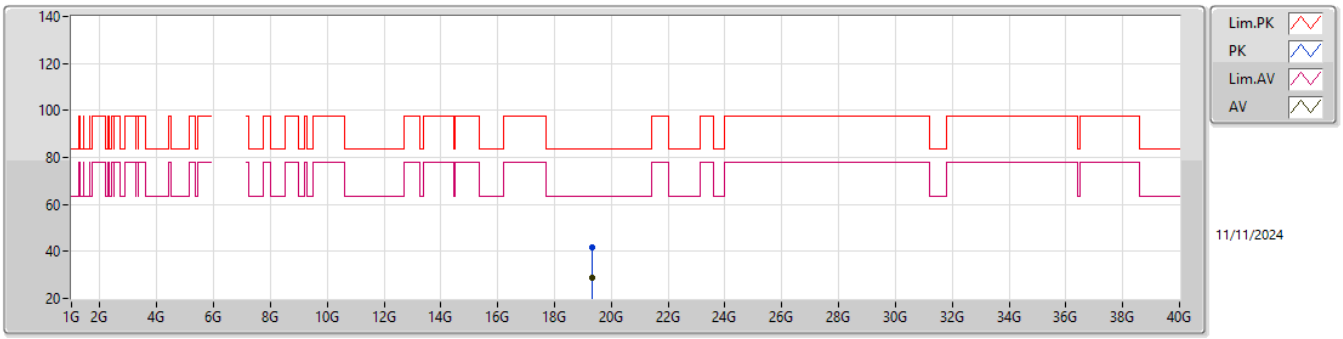

EUT Z_2TX
Setting 22
01-C-V-1

Type	Freq	Level	Limit	Margin	Raw	Dist	Condition	Azimuth	Height	Comment	AF	CL	PA
	(Hz)	(dBuV/m)	(dBuV/m)	(dB)	(dBuV)	(m)		(°)	(m)		(dB)	(dB)	(dB)
PK	19.3374G	41.59	83.54	-41.95	38.13	1	Horizontal	73	1.60	-	37.80	15.23	49.57
AV	19.34124G	28.96	63.54	-34.58	25.50	1	Horizontal	73	1.60	-	37.80	15.23	49.57

6.425-6.525GHz_802.11be EHT40_Nss1,(MCS0)_2TX

6485MHz_TX

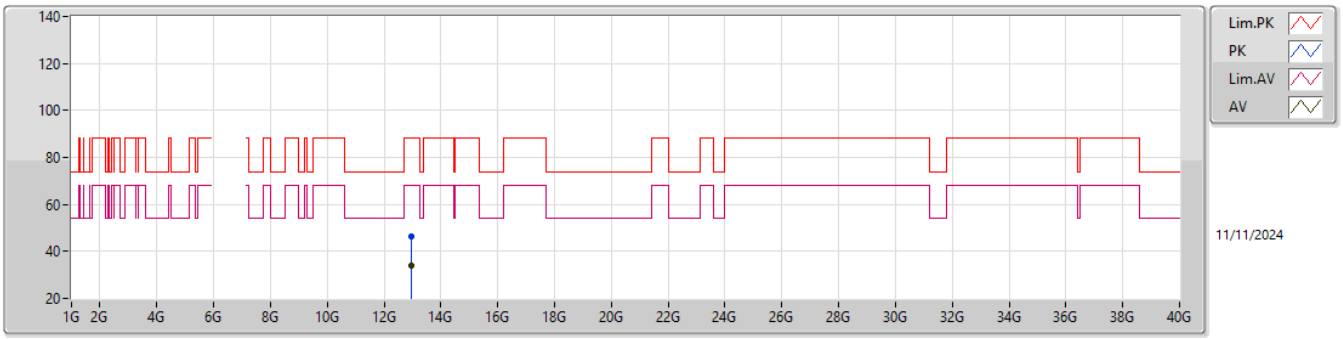

EUT Z_2TX
Setting 22
01-C-V-1

Type	Freq	Level	Limit	Margin	Raw	Dist	Condition	Azimuth	Height	Comment	AF	CL	PA
	(Hz)	(dBuV/m)	(dBuV/m)	(dB)	(dBuV)	(m)		(°)	(m)		(dB)	(dB)	(dB)
PK	12.95671G	46.51	88.20	-41.69	59.36	3	Vertical	136	1.41	-	39.51	12.88	65.24
RMS	12.95536G	33.78	68.20	-34.42	46.63	3	Vertical	136	1.41	-	39.51	12.88	65.24

6.425-6.525GHz_802.11be EHT40_Nss1,(MCS0)_2TX

6485MHz_TX

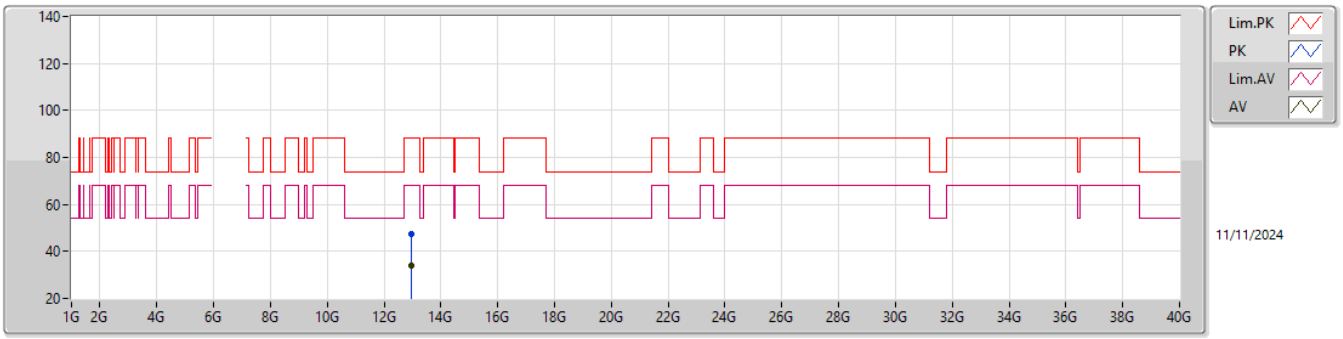

EUT Z_2TX
Setting 22
01-C-V-1

Type	Freq	Level	Limit	Margin	Raw	Dist	Condition	Azimuth	Height	Comment	AF	CL	PA
	(Hz)	(dBuV/m)	(dBuV/m)	(dB)	(dBuV)	(m)		(°)	(m)		(dB)	(dB)	(dB)
PK	12.9682G	47.19	88.20	-41.01	59.99	3	Horizontal	285	1.57	-	39.54	12.89	65.23
RMS	12.9784G	33.99	68.20	-34.21	46.77	3	Horizontal	285	1.57	-	39.56	12.89	65.23

6.425-6.525GHz_802.11be EHT40_Nss1,(MCS0)_2TX

6485MHz_TX

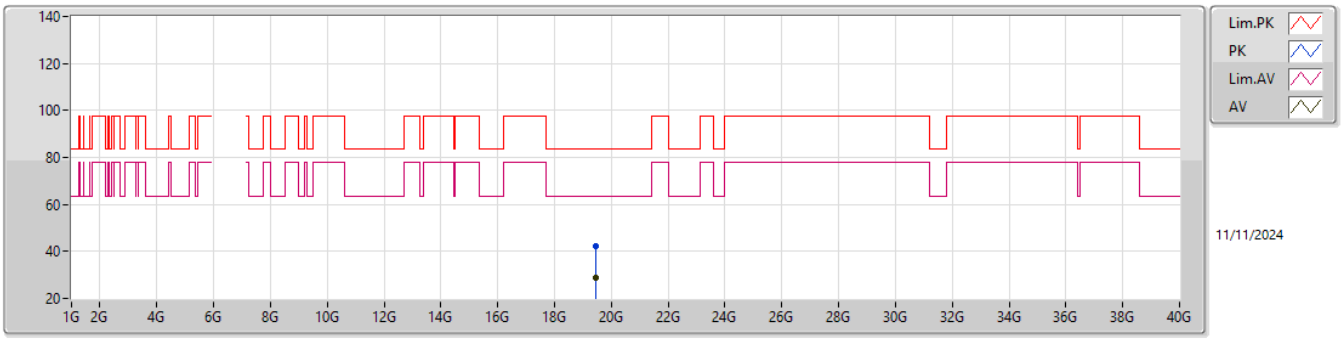

EUT Z_2TX
Setting 22
01-C-V-1

Type	Freq	Level	Limit	Margin	Raw	Dist	Condition	Azimuth	Height	Comment	AF	CL	PA
	(Hz)	(dBuV/m)	(dBuV/m)	(dB)	(dBuV)	(m)		(°)	(m)		(dB)	(dB)	(dB)
PK	19.44912G	42.19	83.54	-41.35	38.91	1	Vertical	132	1.51	-	37.70	15.23	49.65
AV	19.46736G	28.85	63.54	-34.69	25.55	1	Vertical	132	1.51	-	37.73	15.23	49.66

6.425-6.525GHz_802.11be EHT40_Nss1,(MCS0)_2TX

6485MHz_TX

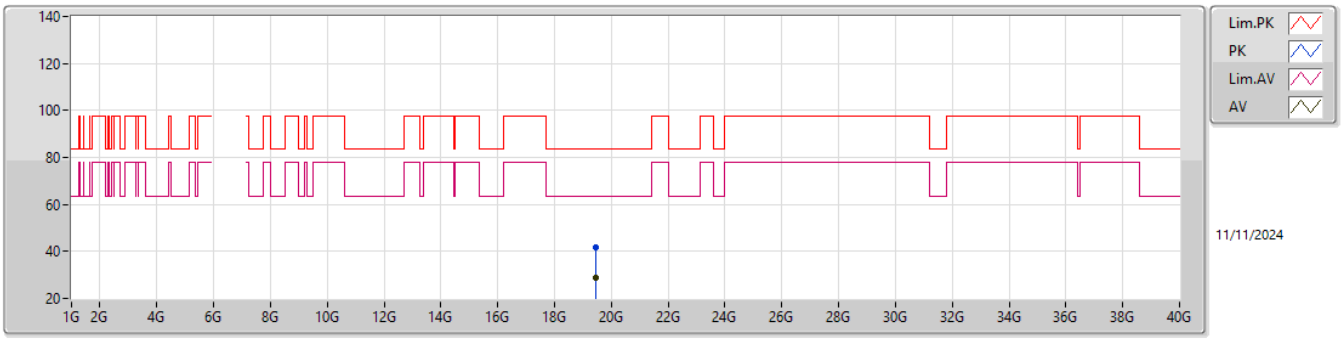

EUT Z_2TX
Setting 22
01-C-V-1

Type	Freq	Level	Limit	Margin	Raw	Dist	Condition	Azimuth	Height	Comment	AF	CL	PA
	(Hz)	(dBuV/m)	(dBuV/m)	(dB)	(dBuV)	(m)		(°)	(m)		(dB)	(dB)	(dB)
PK	19.46826G	41.98	83.54	-41.56	38.67	1	Horizontal	68	1.95	-	37.74	15.23	49.66
AV	19.46796G	28.84	63.54	-34.70	25.53	1	Horizontal	68	1.95	-	37.74	15.23	49.66

6.425-6.525GHz_802.11be EHT40_Nss1,(MCS0)_2TX

6525MHz_TX

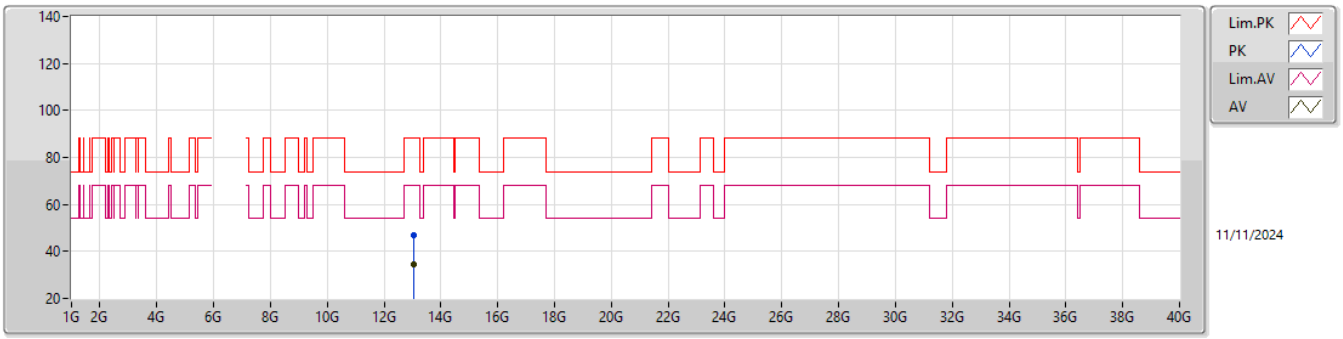

EUT Z_2TX
Setting 22
01-C-V-1

Type	Freq	Level	Limit	Margin	Raw	Dist	Condition	Azimuth	Height	Comment	AF	CL	PA
	(Hz)	(dBuV/m)	(dBuV/m)	(dB)	(dBuV)	(m)		(°)	(m)		(dB)	(dB)	(dB)
PK	13.03995G	47.00	88.20	-41.20	59.62	3	Vertical	234	1.84	-	39.60	12.93	65.15
RMS	13.04856G	34.23	68.20	-33.97	46.84	3	Vertical	234	1.84	-	39.60	12.93	65.14

6.425-6.525GHz_802.11be EHT40_Nss1,(MCS0)_2TX

6525MHz_TX

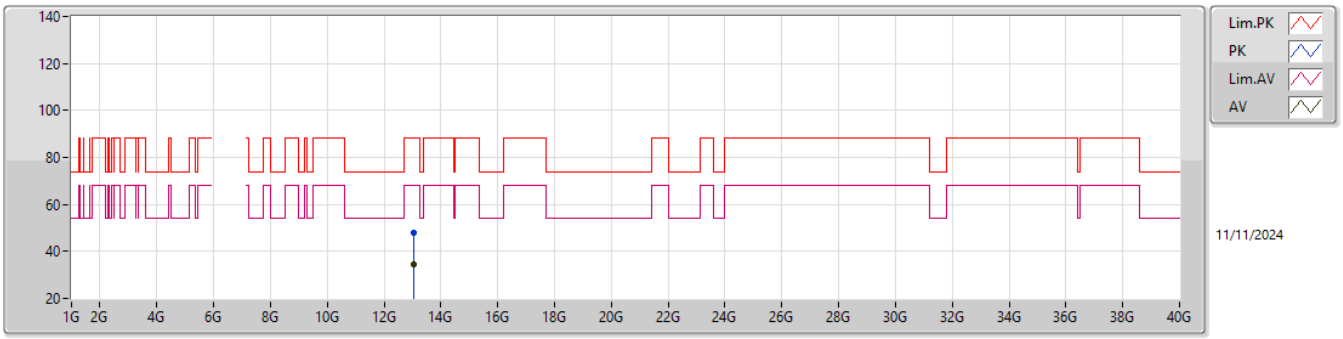

EUT Z_2TX
Setting 22
01-C-V-1

Type	Freq	Level	Limit	Margin	Raw	Dist	Condition	Azimuth	Height	Comment	AF	CL	PA
	(Hz)	(dBuV/m)	(dBuV/m)	(dB)	(dBuV)	(m)		(°)	(m)		(dB)	(dB)	(dB)
PK	13.06371G	47.80	88.20	-40.40	60.34	3	Horizontal	110	1.56	-	39.63	12.94	65.11
RMS	13.05156G	34.30	68.20	-33.90	46.90	3	Horizontal	110	1.56	-	39.60	12.93	65.13

6.425-6.525GHz_802.11be EHT40_Nss1,(MCS0)_2TX

6525MHz_TX

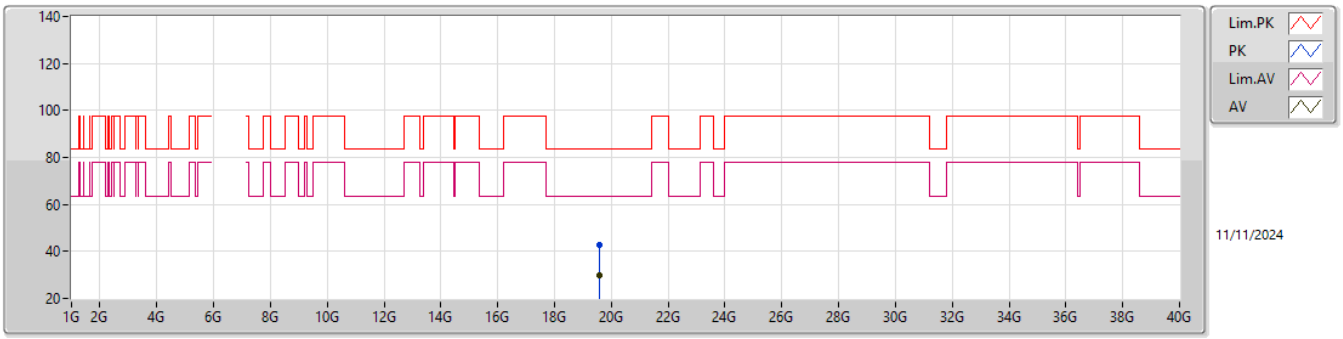

EUT Z_2TX
Setting 22
01-C-V-1

Type	Freq	Level	Limit	Margin	Raw	Dist	Condition	Azimuth	Height	Comment	AF	CL	PA
	(Hz)	(dBuV/m)	(dBuV/m)	(dB)	(dBuV)	(m)		(°)	(m)		(dB)	(dB)	(dB)
PK	19.57734G	42.99	83.54	-40.55	39.69	1	Vertical	291	1.93	-	37.70	15.22	49.62
AV	19.58178G	29.64	63.54	-33.90	26.33	1	Vertical	291	1.93	-	37.70	15.22	49.61

6.425-6.525GHz_802.11be EHT40_Nss1,(MCS0)_2TX

6525MHz_TX

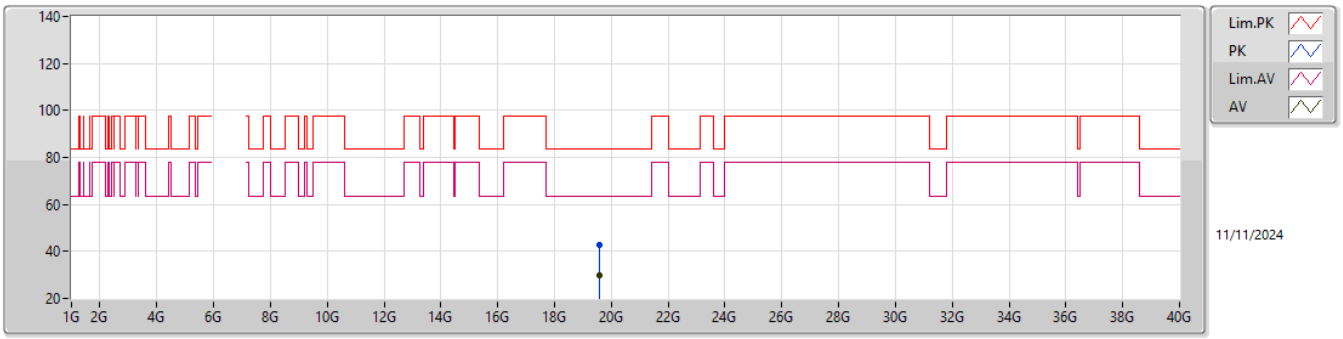

EUT Z_2TX
Setting 22
01-C-V-1

Type	Freq	Level	Limit	Margin	Raw	Dist	Condition	Azimuth	Height	Comment	AF	CL	PA
	(Hz)	(dBuV/m)	(dBuV/m)	(dB)	(dBuV)	(m)		(°)	(m)		(dB)	(dB)	(dB)
PK	19.56666G	42.60	83.54	-40.94	39.31	1	Horizontal	119	1.58	-	37.70	15.22	49.63
AV	19.58922G	29.65	63.54	-33.89	26.34	1	Horizontal	119	1.58	-	37.70	15.22	49.61

6.525-6.875GHz_802.11be EHT40_Nss1,(MCS0)_2TX

6565MHz_TX

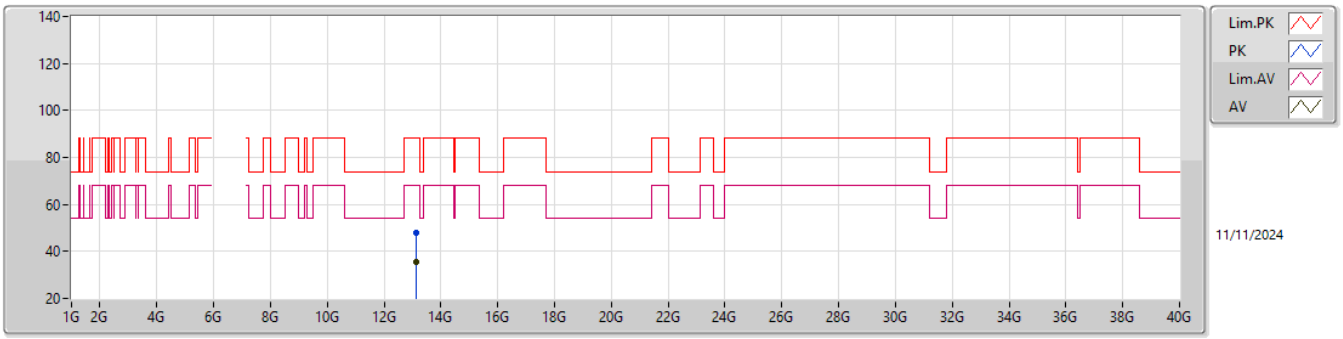

EUT Z_2TX
Setting 22
01-C-V-1

Type	Freq	Level	Limit	Margin	Raw	Dist	Condition	Azimuth	Height	Comment	AF	CL	PA
	(Hz)	(dBuV/m)	(dBuV/m)	(dB)	(dBuV)	(m)		(°)	(m)		(dB)	(dB)	(dB)
PK	13.14038G	48.03	88.20	-40.17	60.23	3	Vertical	319	1.99	-	39.78	12.98	64.96
RMS	13.14308G	35.68	68.20	-32.52	47.86	3	Vertical	319	1.99	-	39.79	12.98	64.95

6.525-6.875GHz_802.11be EHT40_Nss1,(MCS0)_2TX

6565MHz_TX

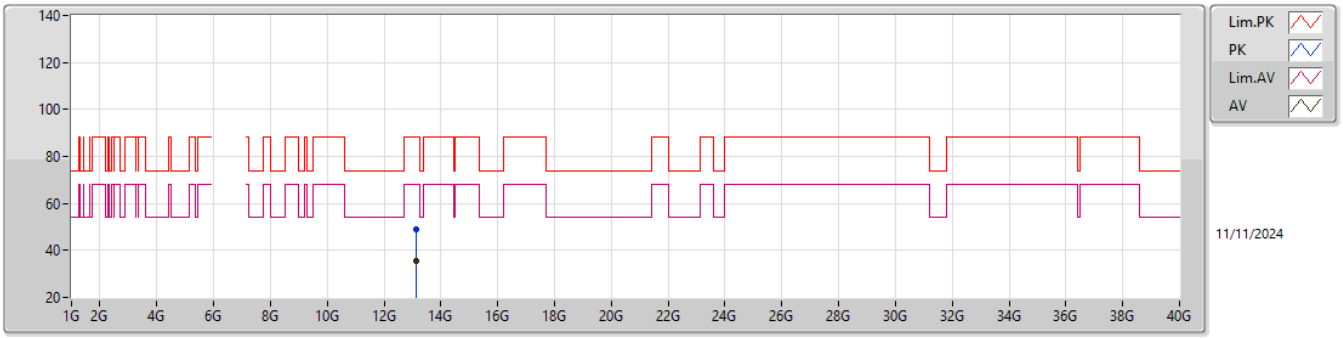

EUT Z_2TX
Setting 22
01-C-V-1

Type	Freq	Level	Limit	Margin	Raw	Dist	Condition	Azimuth	Height	Comment	AF	CL	PA
	(Hz)	(dBuV/m)	(dBuV/m)	(dB)	(dBuV)	(m)		(°)	(m)		(dB)	(dB)	(dB)
PK	13.12958G	48.91	88.20	-39.29	61.15	3	Horizontal	317	1.92	-	39.76	12.98	64.98
RMS	13.14287G	35.57	68.20	-32.63	47.75	3	Horizontal	317	1.92	-	39.79	12.98	64.95

6.525-6.875GHz_802.11be EHT40_Nss1,(MCS0)_2TX

6565MHz_TX

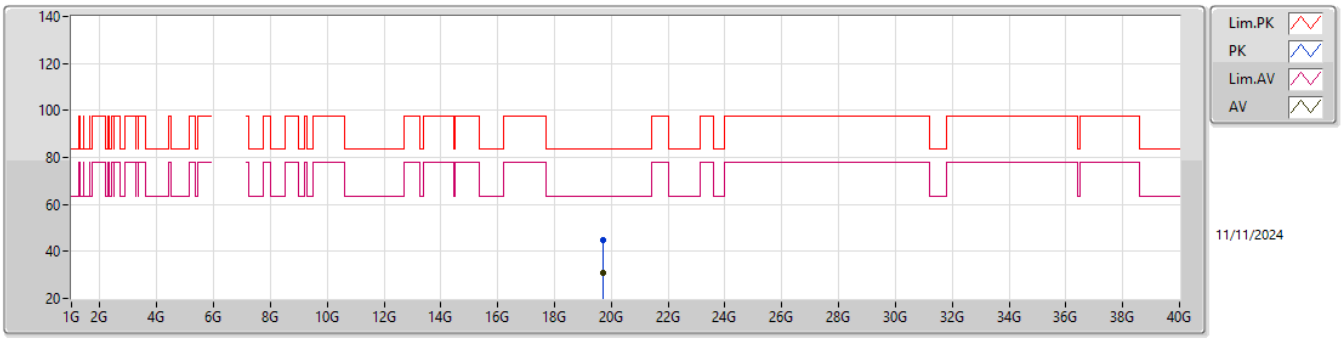

EUT Z_2TX
Setting 22
01-C-V-1

Type	Freq	Level	Limit	Margin	Raw	Dist	Condition	Azimuth	Height	Comment	AF	CL	PA
	(Hz)	(dBuV/m)	(dBuV/m)	(dB)	(dBuV)	(m)		(°)	(m)		(dB)	(dB)	(dB)
PK	19.70004G	44.65	83.54	-38.89	41.26	1	Vertical	169	1.83	-	37.70	15.21	49.52
AV	19.70784G	30.84	63.54	-32.70	27.44	1	Vertical	169	1.83	-	37.70	15.21	49.51

6.525-6.875GHz_802.11be EHT40_Nss1,(MCS0)_2TX

6565MHz_TX

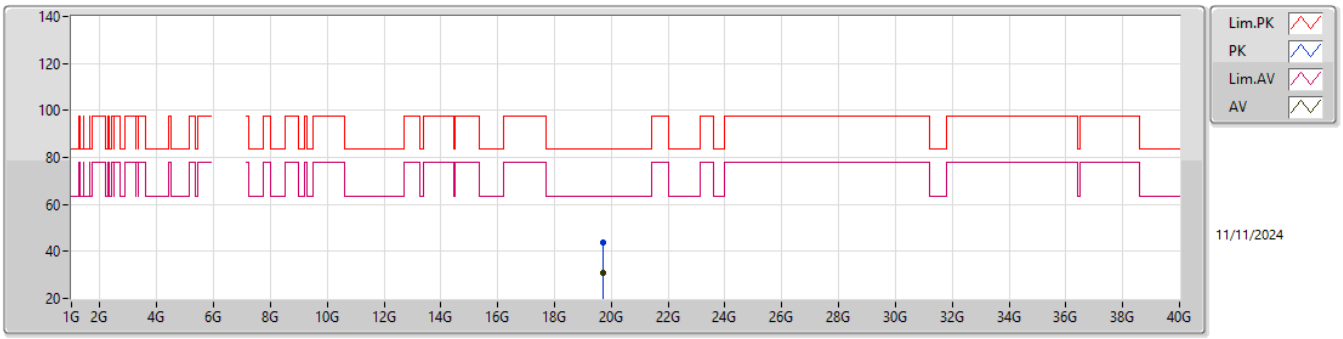

EUT Z_2TX
Setting 22
01-C-V-1

Type	Freq	Level	Limit	Margin	Raw	Dist	Condition	Azimuth	Height	Comment	AF	CL	PA
	(Hz)	(dBuV/m)	(dBuV/m)	(dB)	(dBuV)	(m)		(°)	(m)		(dB)	(dB)	(dB)
PK	19.70502G	43.94	83.54	-39.60	40.54	1	Horizontal	194	1.67	-	37.70	15.21	49.51
AV	19.70004G	30.81	63.54	-32.73	27.42	1	Horizontal	194	1.67	-	37.70	15.21	49.52

6.525-6.875GHz_802.11be EHT40_Nss1,(MCS0)_2TX

6685MHz_TX

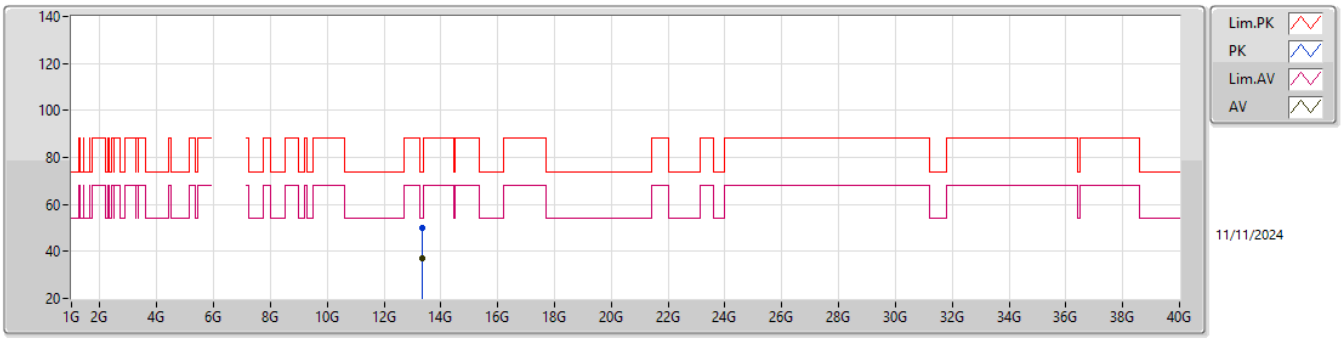

EUT Z_2TX
Setting 22
01-C-V-1

Type	Freq	Level	Limit	Margin	Raw	Dist	Condition	Azimuth	Height	Comment	AF	CL	PA
	(Hz)	(dBuV/m)	(dBuV/m)	(dB)	(dBuV)	(m)		(°)	(m)		(dB)	(dB)	(dB)
PK	13.3586G	50.00	74.00	-24.00	61.23	3	Vertical	187	1.46	-	40.20	13.10	64.53
AV	13.36544G	37.27	54.00	-16.73	48.49	3	Vertical	187	1.46	-	40.20	13.10	64.52

6.525-6.875GHz_802.11be EHT40_Nss1,(MCS0)_2TX

6685MHz_TX

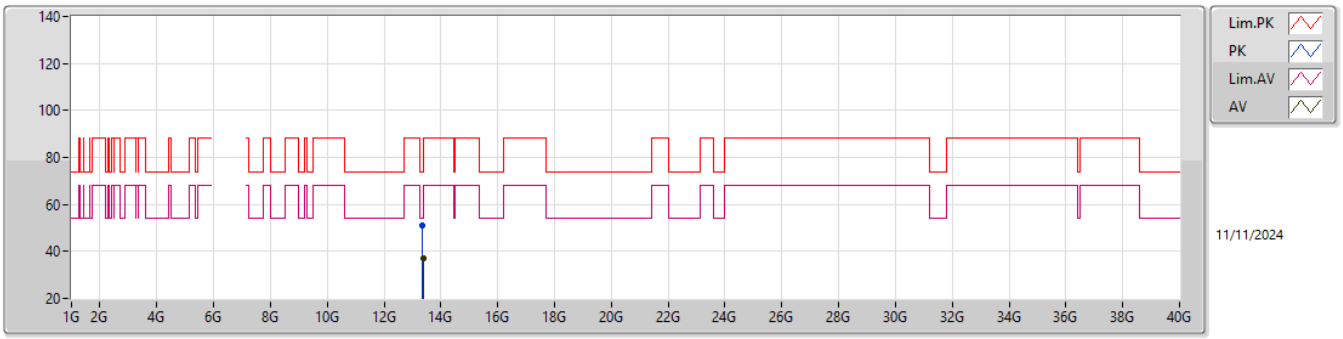

EUT Z_2TX
Setting 22
01-C-V-1

Type	Freq	Level	Limit	Margin	Raw	Dist	Condition	Azimuth	Height	Comment	AF	CL	PA
	(Hz)	(dBuV/m)	(dBuV/m)	(dB)	(dBuV)	(m)		(°)	(m)		(dB)	(dB)	(dB)
PK	13.35596G	50.98	74.00	-23.02	62.22	3	Horizontal	74	1.37	-	40.20	13.10	64.54
AV	13.37021G	37.29	54.00	-16.71	48.49	3	Horizontal	74	1.37	-	40.20	13.11	64.51

6.525-6.875GHz_802.11be EHT40_Nss1,(MCS0)_2TX

6685MHz_TX

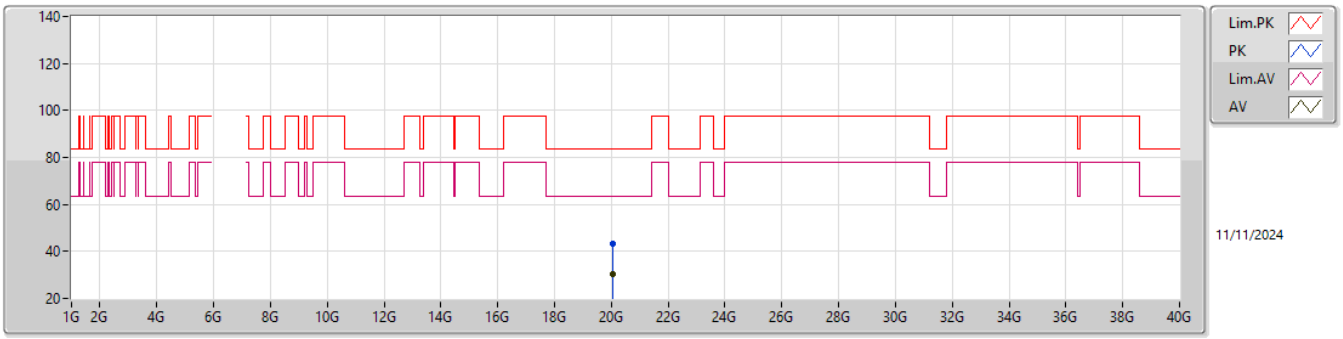

EUT Z_2TX
Setting 22
01-C-V-1

Type	Freq	Level	Limit	Margin	Raw	Dist	Condition	Azimuth	Height	Comment	AF	CL	PA
	(Hz)	(dBuV/m)	(dBuV/m)	(dB)	(dBuV)	(m)		(°)	(m)		(dB)	(dB)	(dB)
PK	20.067G	43.09	83.54	-40.45	39.29	1	Vertical	124	1.83	-	37.80	15.25	49.25
AV	20.05788G	30.25	63.54	-33.29	26.45	1	Vertical	124	1.83	-	37.80	15.25	49.25

6.525-6.875GHz_802.11be EHT40_Nss1,(MCS0)_2TX

6685MHz_TX

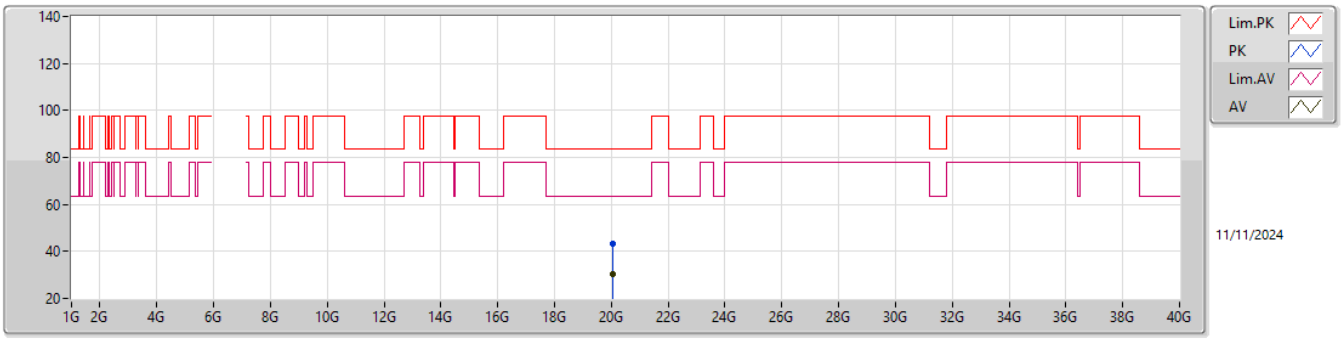

EUT Z_2TX
Setting 22
01-C-V-1

Type	Freq	Level	Limit	Margin	Raw	Dist	Condition	Azimuth	Height	Comment	AF	CL	PA
	(Hz)	(dBuV/m)	(dBuV/m)	(dB)	(dBuV)	(m)		(°)	(m)		(dB)	(dB)	(dB)
PK	20.04024G	43.44	83.54	-40.10	39.69	1	Horizontal	104	1.95	-	37.78	15.23	49.26
AV	20.06454G	30.33	63.54	-33.21	26.53	1	Horizontal	104	1.95	-	37.80	15.25	49.25

6.525-6.875GHz_802.11be EHT40_Nss1,(MCS0)_2TX

6885MHz_TX

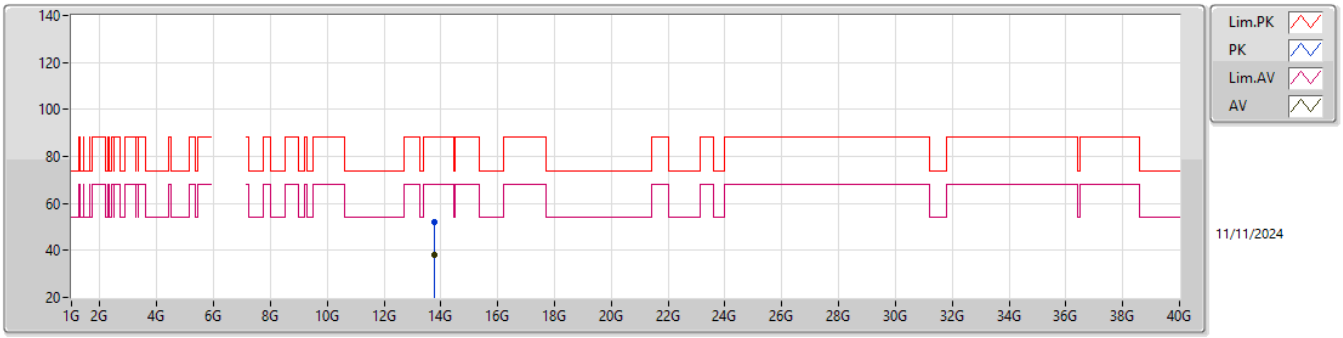

EUT Z_2TX
Setting 22
01-C-V-1

Type	Freq	Level	Limit	Margin	Raw	Dist	Condition	Azimuth	Height	Comment	AF	CL	PA
	(Hz)	(dBuV/m)	(dBuV/m)	(dB)	(dBuV)	(m)		(°)	(m)		(dB)	(dB)	(dB)
PK	13.77405G	52.10	88.20	-36.10	62.54	3	Vertical	186	1.62	-	40.60	13.33	64.37
RMS	13.77984G	37.89	68.20	-30.31	48.31	3	Vertical	186	1.62	-	40.62	13.33	64.37

6.525-6.875GHz_802.11be EHT40_Nss1,(MCS0)_2TX

6885MHz_TX

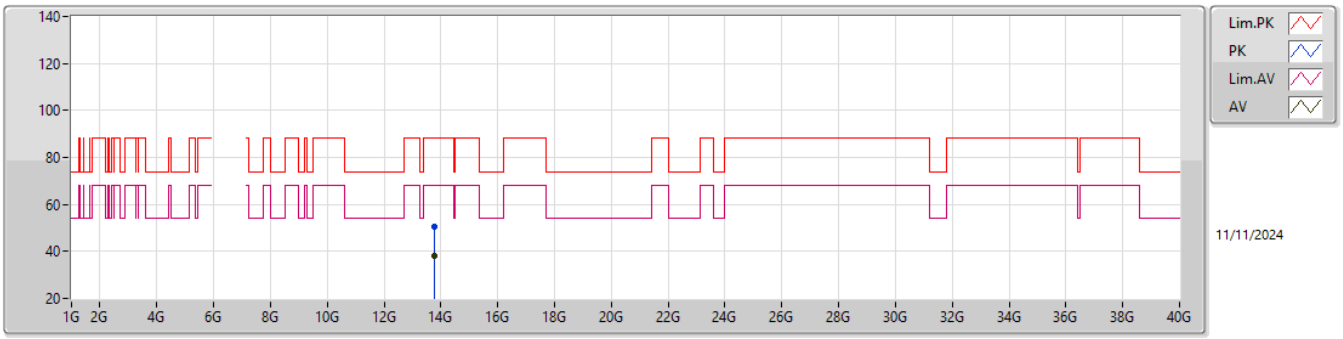

EUT Z_2TX
Setting 22
01-C-V-1

Type	Freq	Level	Limit	Margin	Raw	Dist	Condition	Azimuth	Height	Comment	AF	CL	PA
	(Hz)	(dBuV/m)	(dBuV/m)	(dB)	(dBuV)	(m)		(°)	(m)		(dB)	(dB)	(dB)
PK	13.78404G	50.77	88.20	-37.43	61.17	3	Horizontal	246	1.71	-	40.64	13.33	64.37
RMS	13.7799G	37.88	68.20	-30.32	48.30	3	Horizontal	246	1.71	-	40.62	13.33	64.37

6.525-6.875GHz_802.11be EHT40_Nss1,(MCS0)_2TX

6885MHz_TX

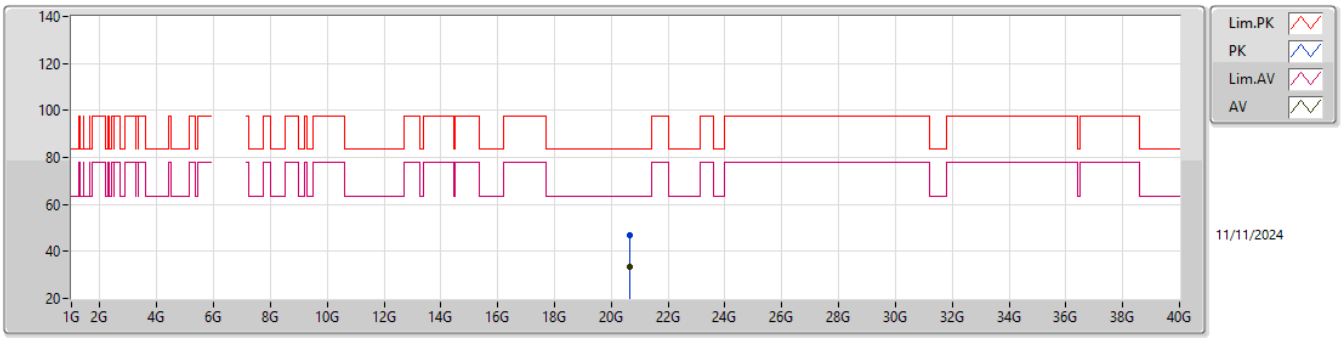

EUT Z_2TX
Setting 22
01-C-V-1

Type	Freq	Level	Limit	Margin	Raw	Dist	Condition	Azimuth	Height	Comment	AF	CL	PA
	(Hz)	(dBuV/m)	(dBuV/m)	(dB)	(dBuV)	(m)		(°)	(m)		(dB)	(dB)	(dB)
PK	20.64954G	46.65	83.54	-36.89	42.09	1	Vertical	182	1.87	-	37.90	15.72	49.06
AV	20.66262G	33.49	63.54	-30.05	28.92	1	Vertical	182	1.87	-	37.90	15.73	49.06

6.525-6.875GHz_802.11be EHT40_Nss1,(MCS0)_2TX

6885MHz_TX

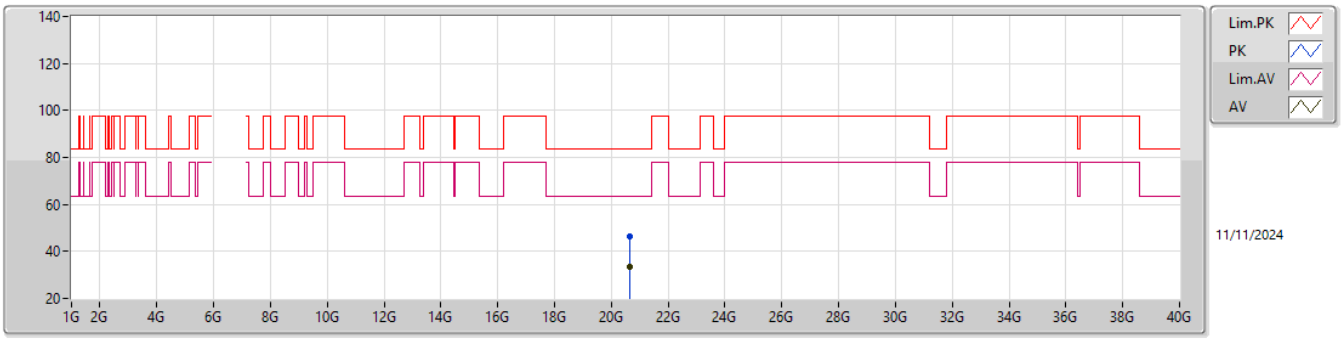

EUT Z_2TX
Setting 22
01-C-V-1

Type	Freq	Level	Limit	Margin	Raw	Dist	Condition	Azimuth	Height	Comment	AF	CL	PA
	(Hz)	(dBuV/m)	(dBuV/m)	(dB)	(dBuV)	(m)		(°)	(m)		(dB)	(dB)	(dB)
PK	20.66076G	46.26	83.54	-37.28	41.69	1	Horizontal	22	1.41	-	37.90	15.73	49.06
AV	20.6673G	33.46	63.54	-30.08	28.88	1	Horizontal	22	1.41	-	37.90	15.73	49.05

6.875-7.125GHz_802.11be EHT40_Nss1,(MCS0)_2TX

6925MHz_TX

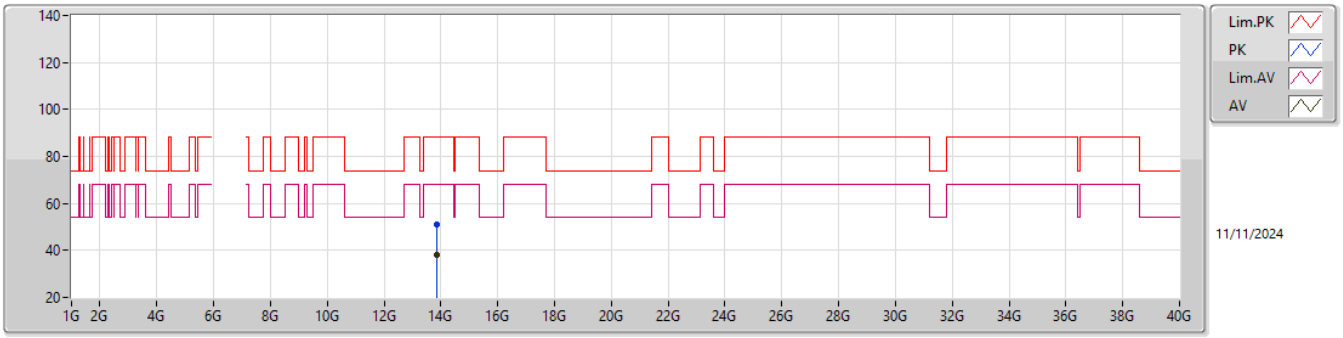

EUT Z_2TX
Setting 22
01-C-V-1

Type	Freq	Level	Limit	Margin	Raw	Dist	Condition	Azimuth	Height	Comment	AF	CL	PA
	(Hz)	(dBuV/m)	(dBuV/m)	(dB)	(dBuV)	(m)		(°)	(m)		(dB)	(dB)	(dB)
PK	13.86488G	50.84	88.20	-37.36	61.04	3	Vertical	250	1.71	-	40.83	13.38	64.41
RMS	13.86338G	38.04	68.20	-30.16	48.24	3	Vertical	250	1.71	-	40.83	13.38	64.41

6.875-7.125GHz_802.11be EHT40_Nss1,(MCS0)_2TX

6925MHz_TX

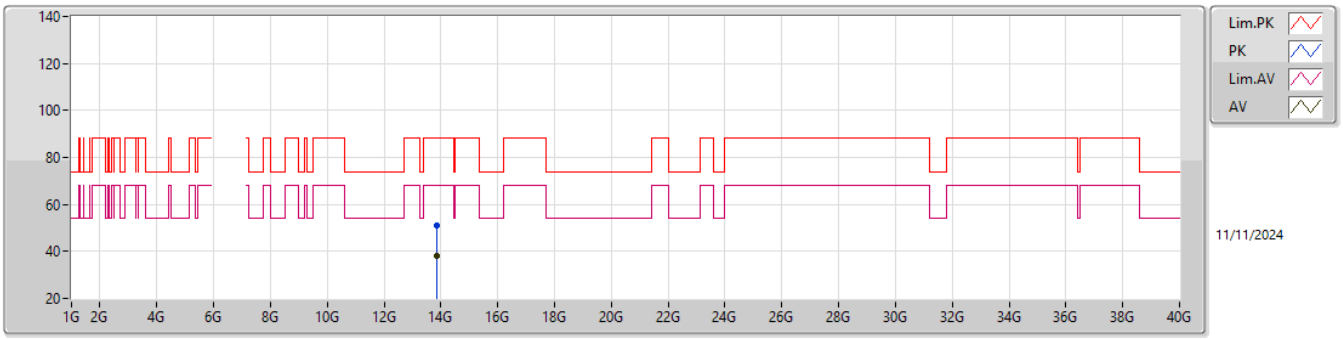

EUT Z_2TX
Setting 22
01-C-V-1

Type	Freq	Level	Limit	Margin	Raw	Dist	Condition	Azimuth	Height	Comment	AF	CL	PA
	(Hz)	(dBuV/m)	(dBuV/m)	(dB)	(dBuV)	(m)		(°)	(m)		(dB)	(dB)	(dB)
PK	13.85774G	50.89	88.20	-37.31	61.10	3	Horizontal	284	1.40	-	40.82	13.37	64.40
RMS	13.86323G	37.98	68.20	-30.22	48.18	3	Horizontal	284	1.40	-	40.83	13.38	64.41

6.875-7.125GHz_802.11be EHT40_Nss1,(MCS0)_2TX

6925MHz_TX

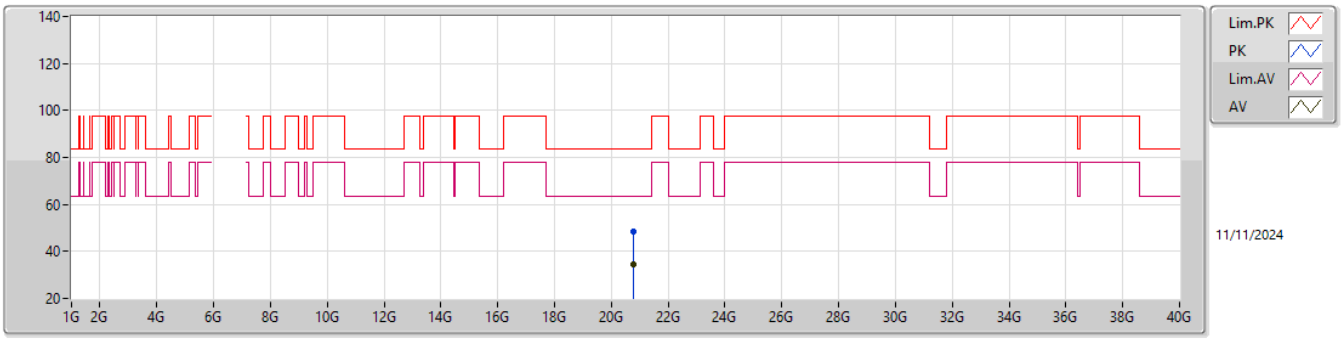

EUT Z_2TX
Setting 22
01-C-V-1

Type	Freq	Level	Limit	Margin	Raw	Dist	Condition	Azimuth	Height	Comment	AF	CL	PA
	(Hz)	(dBuV/m)	(dBuV/m)	(dB)	(dBuV)	(m)		(°)	(m)		(dB)	(dB)	(dB)
PK	20.76888G	48.44	83.54	-35.10	43.72	1	Vertical	32	1.99	-	37.90	15.82	49.00
AV	20.78334G	34.50	63.54	-29.04	29.76	1	Vertical	32	1.99	-	37.90	15.83	48.99

6.875-7.125GHz_802.11be EHT40_Nss1,(MCS0)_2TX

6925MHz_TX

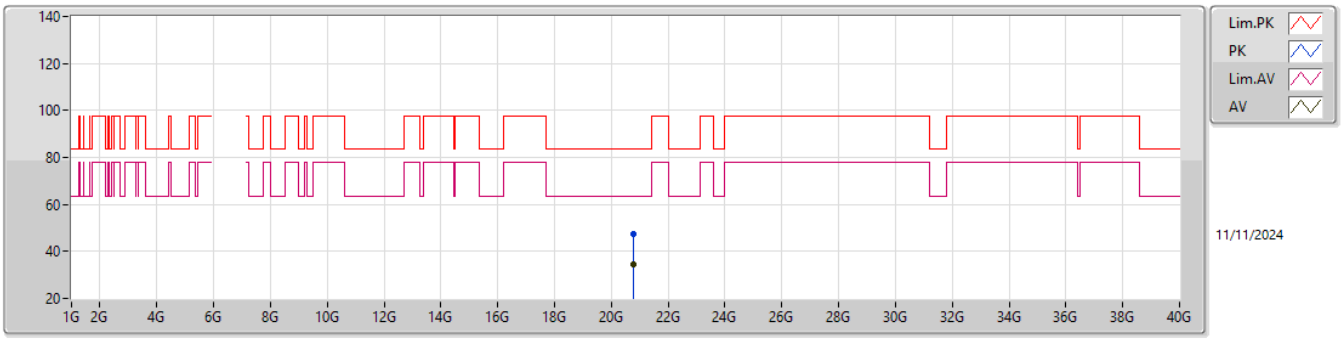

EUT Z_2TX
Setting 22
01-C-V-1

Type	Freq	Level	Limit	Margin	Raw	Dist	Condition	Azimuth	Height	Comment	AF	CL	PA
	(Hz)	(dBuV/m)	(dBuV/m)	(dB)	(dBuV)	(m)		(°)	(m)		(dB)	(dB)	(dB)
PK	20.78868G	47.44	83.54	-36.10	42.70	1	Horizontal	175	1.78	-	37.90	15.83	48.99
AV	20.7675G	34.38	63.54	-29.16	29.67	1	Horizontal	175	1.78	-	37.90	15.81	49.00

6.875-7.125GHz_802.11be EHT40_Nss1,(MCS0)_2TX

7005MHz_TX

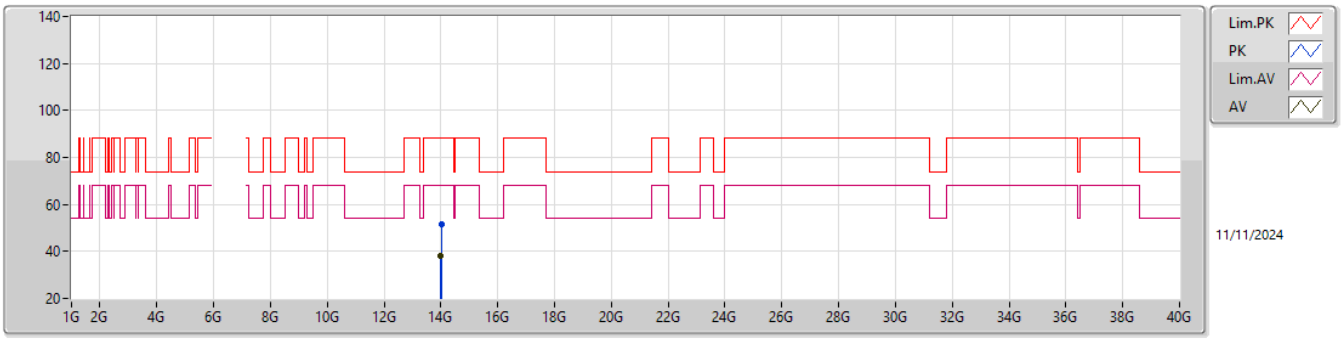

EUT Z_2TX
Setting 22
01-C-V-1

Type	Freq	Level	Limit	Margin	Raw	Dist	Condition	Azimuth	Height	Comment	AF	CL	PA
	(Hz)	(dBuV/m)	(dBuV/m)	(dB)	(dBuV)	(m)		(°)	(m)		(dB)	(dB)	(dB)
PK	14.01651G	51.80	88.20	-36.40	61.84	3	Vertical	360	1.80	-	40.93	13.45	64.42
RMS	14.00106G	38.15	68.20	-30.05	48.26	3	Vertical	360	1.80	-	40.90	13.45	64.46

6.875-7.125GHz_802.11be EHT40_Nss1,(MCS0)_2TX

7005MHz_TX

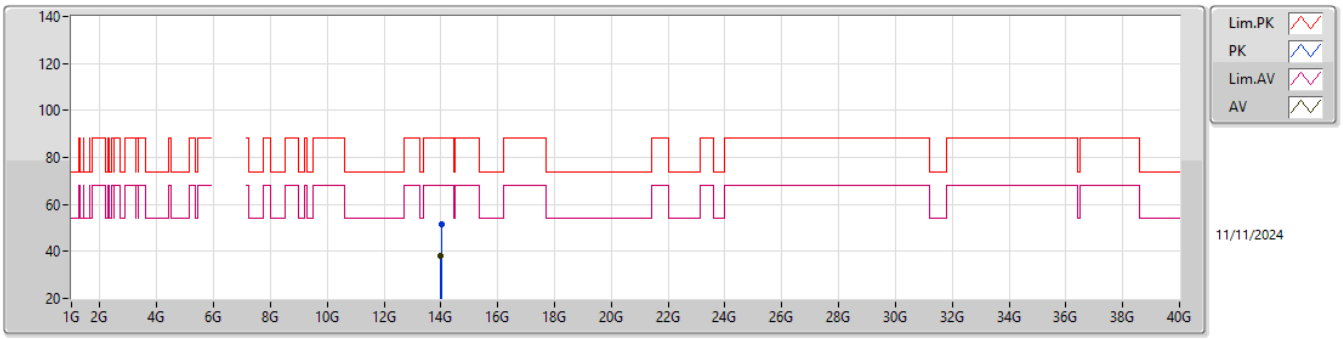

EUT Z_2TX
Setting 22
01-C-V-1

Type	Freq	Level	Limit	Margin	Raw	Dist	Condition	Azimuth	Height	Comment	AF	CL	PA
	(Hz)	(dBuV/m)	(dBuV/m)	(dB)	(dBuV)	(m)		(°)	(m)		(dB)	(dB)	(dB)
PK	14.02374G	51.35	88.20	-36.85	61.36	3	Horizontal	208	1.89	-	40.95	13.45	64.41
RMS	14.00076G	38.29	68.20	-29.91	48.40	3	Horizontal	208	1.89	-	40.90	13.45	64.46

6.875-7.125GHz_802.11be EHT40_Nss1,(MCS0)_2TX

7005MHz_TX

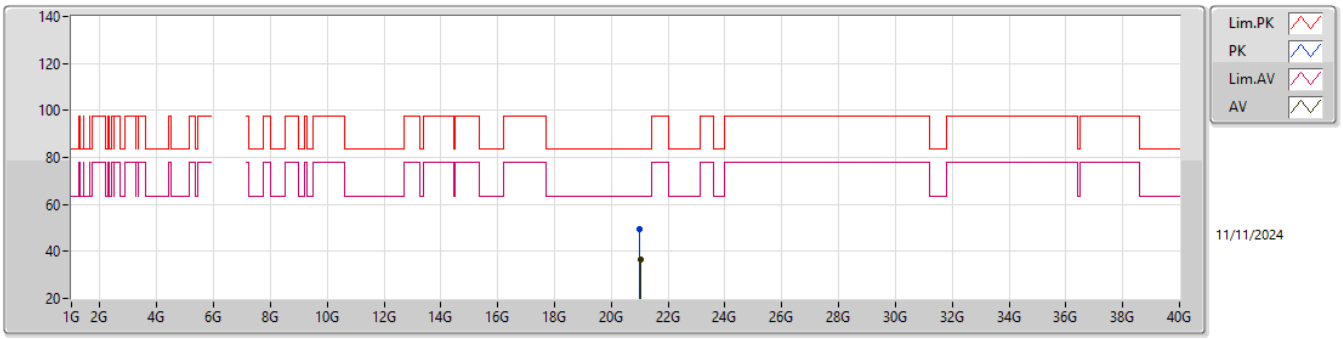

EUT Z_2TX
Setting 22
01-C-V-1

Type	Freq	Level	Limit	Margin	Raw	Dist	Condition	Azimuth	Height	Comment	AF	CL	PA
	(Hz)	(dBuV/m)	(dBuV/m)	(dB)	(dBuV)	(m)		(°)	(m)		(dB)	(dB)	(dB)
PK	21.006G	49.60	83.54	-33.94	44.48	1	Vertical	178	1.35	-	38.00	16.00	48.88
AV	21.01698G	36.67	63.54	-26.87	31.54	1	Vertical	178	1.35	-	38.00	16.01	48.88

6.875-7.125GHz_802.11be EHT40_Nss1,(MCS0)_2TX

7005MHz_TX

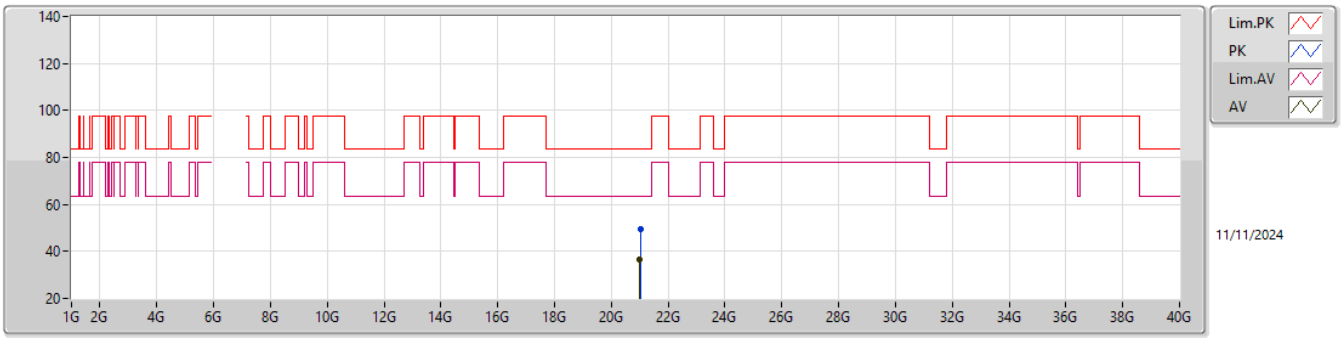

EUT Z_2TX
Setting 22
01-C-V-1

Type	Freq	Level	Limit	Margin	Raw	Dist	Condition	Azimuth	Height	Comment	AF	CL	PA
	(Hz)	(dBuV/m)	(dBuV/m)	(dB)	(dBuV)	(m)		(°)	(m)		(dB)	(dB)	(dB)
PK	21.0138G	49.43	83.54	-34.11	44.30	1	Horizontal	16	1.63	-	38.00	16.01	48.88
AV	21.00702G	36.80	63.54	-26.74	31.67	1	Horizontal	16	1.63	-	38.00	16.01	48.88

6.875-7.125GHz_802.11be EHT40_Nss1,(MCS0)_2TX

7085MHz_TX

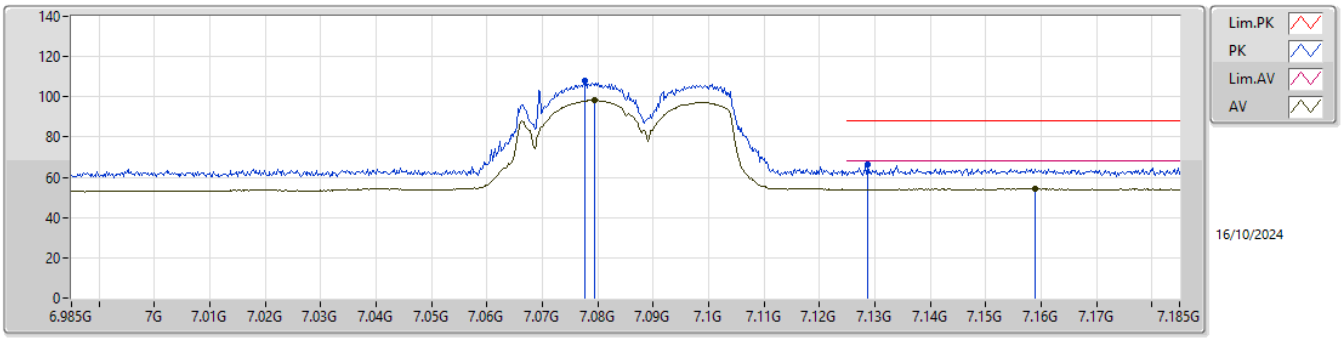

EUT X_2TX
Setting 22
01-D-J-10-10

Type	Freq	Level	Limit	Margin	Raw	Dist	Condition	Azimuth	Height	Comment	AF	CL	PA
	(Hz)	(dBuV/m)	(dBuV/m)	(dB)	(dBuV)	(m)		(°)	(m)		(dB)	(dB)	(dB)
PK	7.0776G	107.94	Inf	-Inf	96.30	3	Vertical	269	1.59	-	36.41	7.95	32.72
RMS	7.0794G	98.20	Inf	-Inf	86.55	3	Vertical	269	1.59	-	36.42	7.95	32.72
PK	7.1288G	66.19	88.20	-22.01	54.27	3	Vertical	269	1.59	-	36.67	7.95	32.70
RMS	7.159G	54.32	68.20	-13.88	42.23	3	Vertical	269	1.59	-	36.84	7.94	32.69

6.875-7.125GHz_802.11be EHT40_Nss1,(MCS0)_2TX

7085MHz_TX

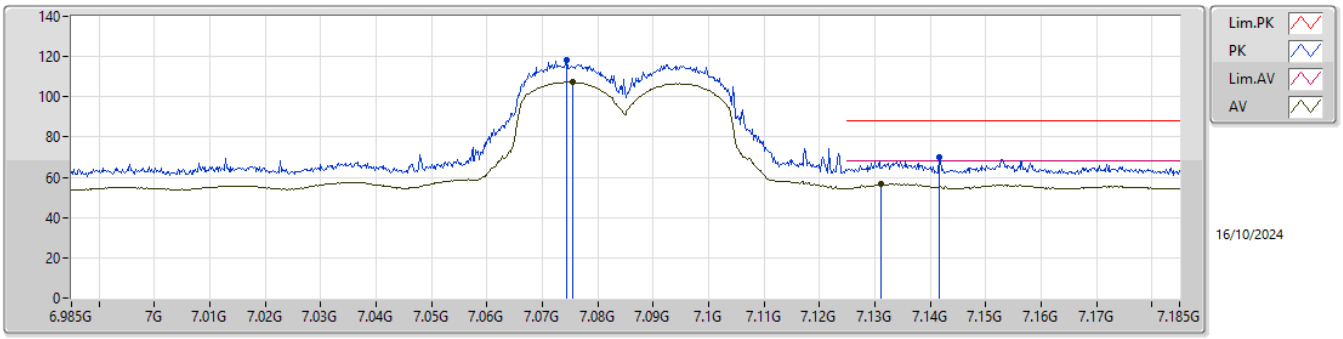

EUT X_2TX
Setting 22
01-D-J-10-10

Type	Freq	Level	Limit	Margin	Raw	Dist	Condition	Azimuth	Height	Comment	AF	CL	PA
	(Hz)	(dBuV/m)	(dBuV/m)	(dB)	(dBuV)	(m)		(°)	(m)		(dB)	(dB)	(dB)
PK	7.0744G	118.14	Inf	-Inf	106.51	3	Horizontal	292	1.19	-	36.40	7.95	32.72
RMS	7.0754G	107.22	Inf	-Inf	95.59	3	Horizontal	292	1.19	-	36.40	7.95	32.72
PK	7.1416G	70.06	88.20	-18.14	58.06	3	Horizontal	292	1.19	-	36.75	7.95	32.70
RMS	7.1312G	56.90	68.20	-11.30	44.96	3	Horizontal	292	1.19	-	36.69	7.95	32.70

6.875-7.125GHz_802.11be EHT40_Nss1,(MCS0)_2TX

7085MHz_TX

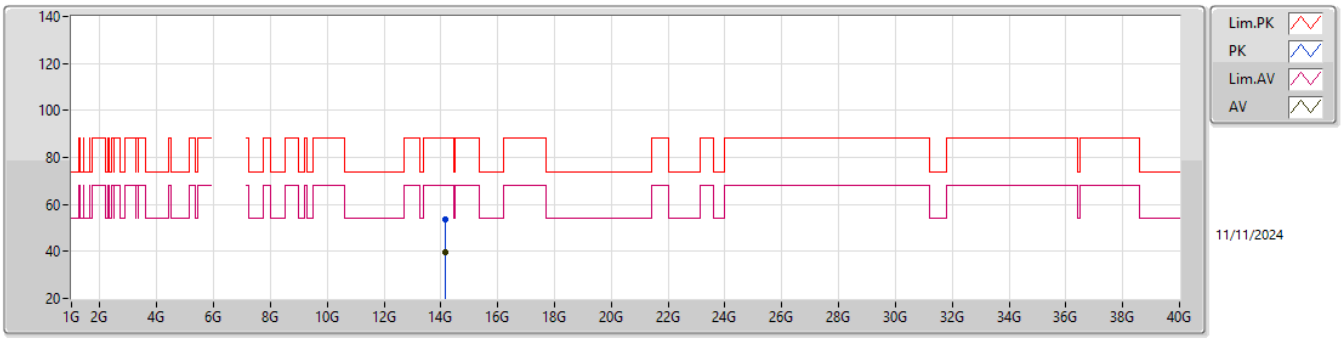

EUT Z_2TX
Setting 22
01-C-V-1

Type	Freq	Level	Limit	Margin	Raw	Dist	Condition	Azimuth	Height	Comment	AF	CL	PA
	(Hz)	(dBuV/m)	(dBuV/m)	(dB)	(dBuV)	(m)		(°)	(m)		(dB)	(dB)	(dB)
PK	14.16862G	53.80	88.20	-34.40	63.52	3	Vertical	211	1.38	-	40.90	13.47	64.09
RMS	14.16505G	39.81	68.20	-28.39	49.54	3	Vertical	211	1.38	-	40.90	13.47	64.10

6.875-7.125GHz_802.11be EHT40_Nss1,(MCS0)_2TX

7085MHz_TX

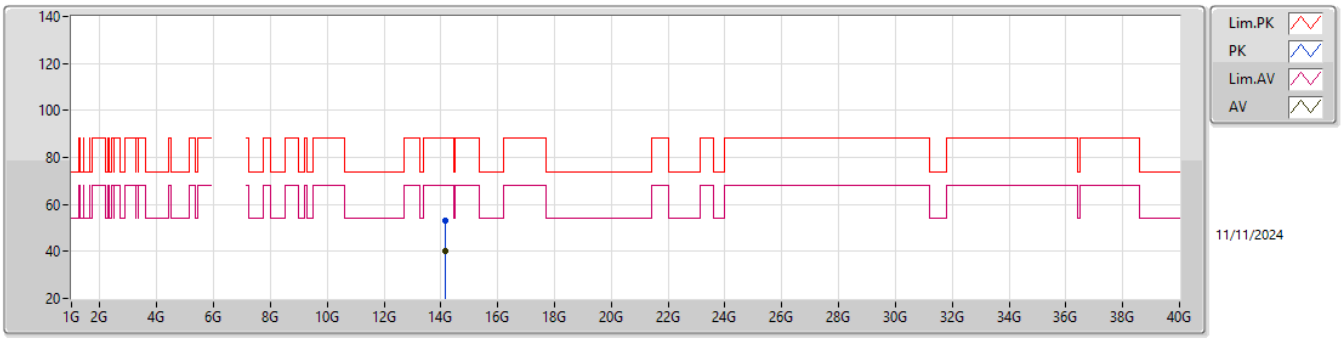

EUT Z_2TX
Setting 22
01-C-V-1

Type	Freq	Level	Limit	Margin	Raw	Dist	Condition	Azimuth	Height	Comment	AF	CL	PA
	(Hz)	(dBuV/m)	(dBuV/m)	(dB)	(dBuV)	(m)		(°)	(m)		(dB)	(dB)	(dB)
PK	14.16769G	52.86	88.20	-35.34	62.58	3	Horizontal	70	1.50	-	40.90	13.47	64.09
RMS	14.1649G	39.99	68.20	-28.21	49.72	3	Horizontal	70	1.50	-	40.90	13.47	64.10

6.875-7.125GHz_802.11be EHT40_Nss1,(MCS0)_2TX

7085MHz_TX

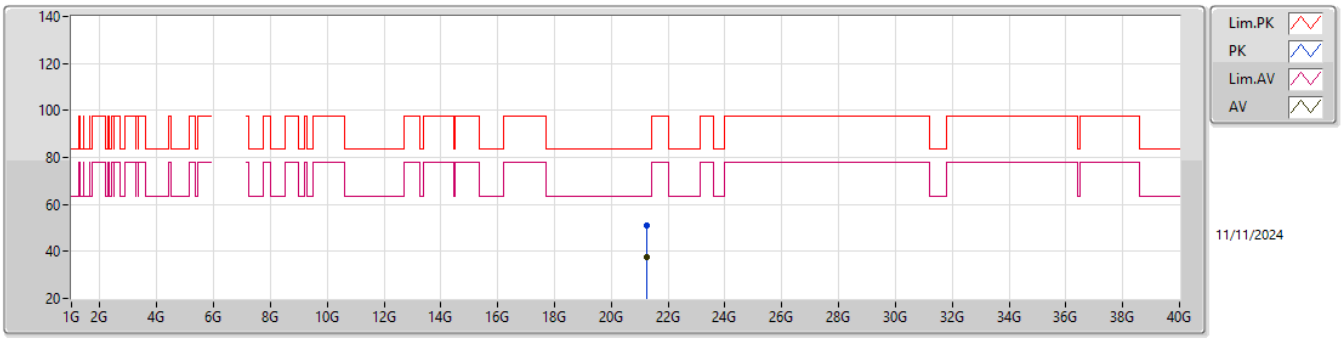

EUT Z_2TX
Setting 22
01-C-V-1

Type	Freq	Level	Limit	Margin	Raw	Dist	Condition	Azimuth	Height	Comment	AF	CL	PA
	(Hz)	(dBuV/m)	(dBuV/m)	(dB)	(dBuV)	(m)		(°)	(m)		(dB)	(dB)	(dB)
PK	21.25686G	51.16	83.54	-32.38	45.79	1	Vertical	14	1.41	-	38.01	16.21	48.85
AV	21.243G	37.80	63.54	-25.74	32.45	1	Vertical	14	1.41	-	38.01	16.19	48.85

6.875-7.125GHz_802.11be EHT40_Nss1,(MCS0)_2TX

7085MHz_TX

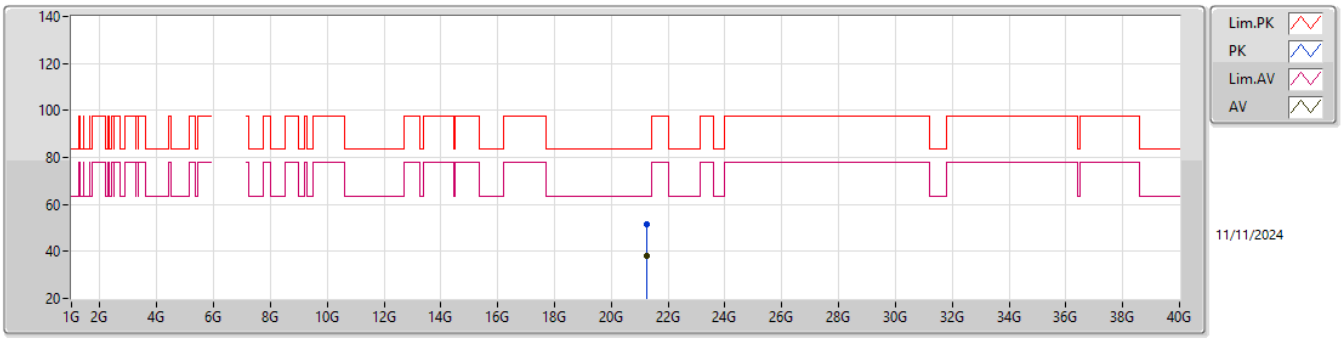

EUT Z_2TX
Setting 22
01-C-V-1

Type	Freq	Level	Limit	Margin	Raw	Dist	Condition	Azimuth	Height	Comment	AF	CL	PA
	(Hz)	(dBuV/m)	(dBuV/m)	(dB)	(dBuV)	(m)		(°)	(m)		(dB)	(dB)	(dB)
PK	21.24882G	51.60	83.54	-31.94	46.25	1	Horizontal	249	1.96	-	38.00	16.20	48.85
AV	21.24702G	37.85	63.54	-25.69	32.49	1	Horizontal	249	1.96	-	38.01	16.20	48.85

5.925-6.425GHz_802.11be EHT80_Nss1,(MCS0)_2TX

5985MHz_TX

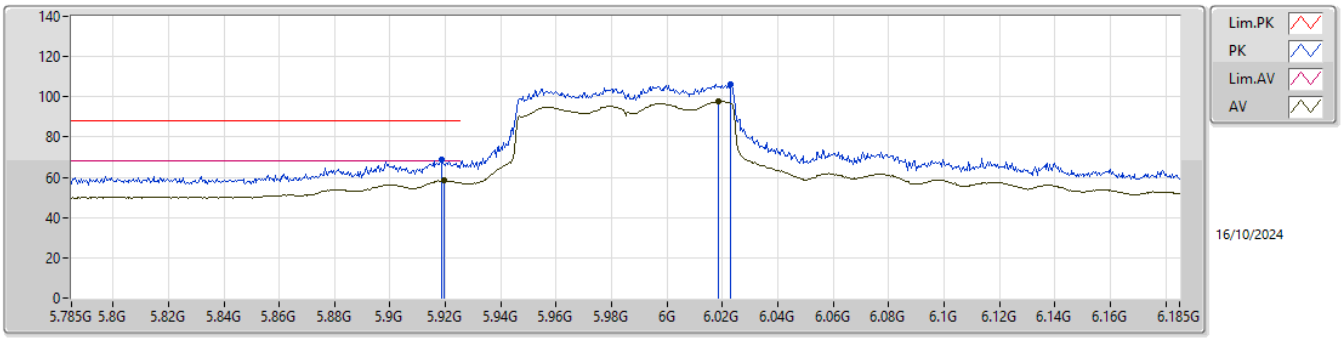

EUT X_2TX
Setting 22
01-D-J-10-10

Type	Freq	Level	Limit	Margin	Raw	Dist	Condition	Azimuth	Height	Comment	AF	CL	PA
	(Hz)	(dBuV/m)	(dBuV/m)	(dB)	(dBuV)	(m)		(°)	(m)		(dB)	(dB)	(dB)
PK	5.9186G	68.76	88.20	-19.44	59.66	3	Vertical	33	1.04	-	34.10	7.44	32.44
RMS	5.9194G	58.29	68.20	-9.91	49.19	3	Vertical	33	1.04	-	34.10	7.44	32.44
PK	6.023G	106.20	Inf	-Inf	96.98	3	Vertical	33	1.04	-	34.15	7.51	32.44
RMS	6.0186G	97.72	Inf	-Inf	88.51	3	Vertical	33	1.04	-	34.14	7.51	32.44

5.925-6.425GHz_802.11be EHT80_Nss1,(MCS0)_2TX

5985MHz_TX

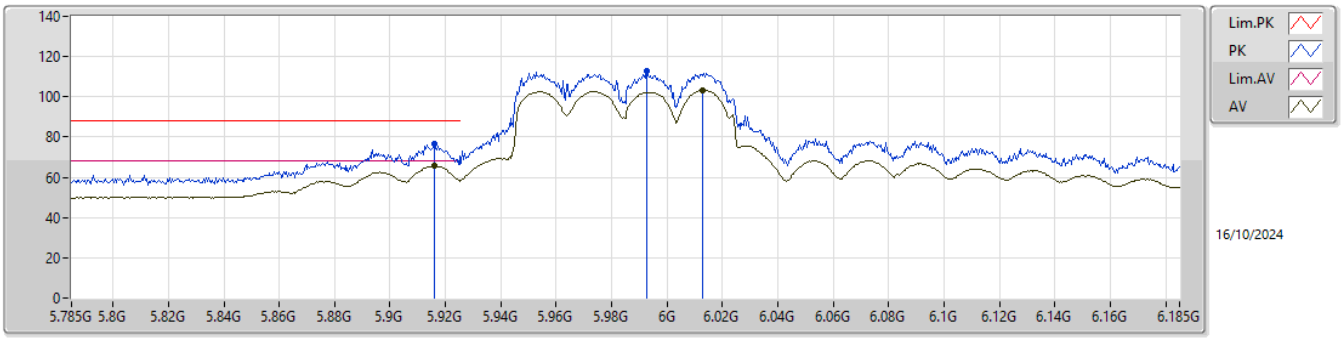

EUT X_2TX
Setting 22
01-D-J-10-10

Type	Freq	Level	Limit	Margin	Raw	Dist	Condition	Azimuth	Height	Comment	AF	CL	PA
	(Hz)	(dBuV/m)	(dBuV/m)	(dB)	(dBuV)	(m)		(°)	(m)		(dB)	(dB)	(dB)
PK	5.9162G	76.35	88.20	-11.85	67.25	3	Horizontal	266	1.07	-	34.10	7.44	32.44
RMS	5.9162G	65.49	68.20	-2.71	56.39	3	Horizontal	266	1.07	-	34.10	7.44	32.44
PK	5.9926G	112.67	Inf	-Inf	103.52	3	Horizontal	266	1.07	-	34.10	7.49	32.44
RMS	6.013G	103.29	Inf	-Inf	94.09	3	Horizontal	266	1.07	-	34.13	7.51	32.44

5.925-6.425GHz_802.11be EHT80_Nss1,(MCS0)_2TX

5985MHz_TX

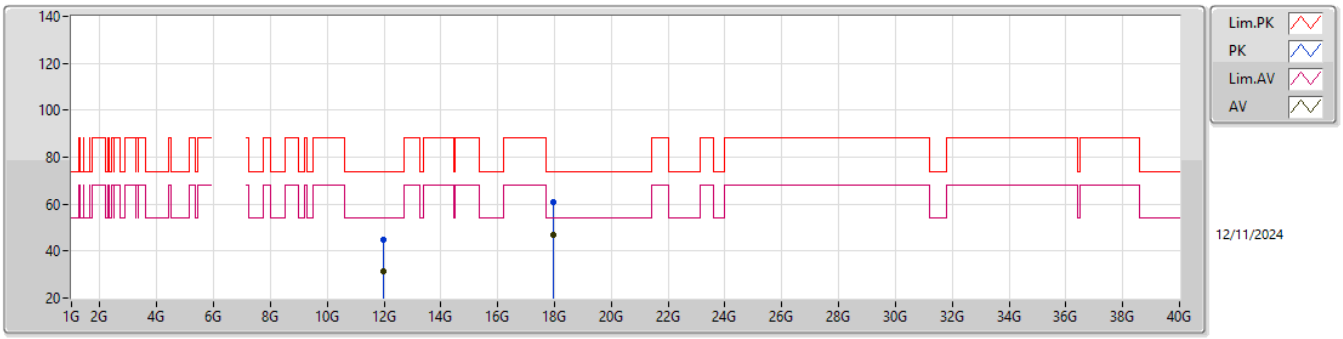

EUT Z_2TX
Setting 22
01-C-V-1

Type	Freq	Level	Limit	Margin	Raw	Dist	Condition	Azimuth	Height	Comment	AF	CL	PA
	(Hz)	(dBuV/m)	(dBuV/m)	(dB)	(dBuV)	(m)		(°)	(m)		(dB)	(dB)	(dB)
PK	11.98284G	44.89	74.00	-29.11	59.60	3	Vertical	349	1.80	-	38.70	12.34	65.75
AV	11.96982G	31.53	54.00	-22.47	46.26	3	Vertical	349	1.80	-	38.70	12.33	65.76
PK	17.95746G	61.01	74.00	-12.99	67.74	3	Vertical	0	1.80	-	41.41	14.22	62.36
AV	17.95812G	46.83	54.00	-7.17	53.55	3	Vertical	0	1.80	-	41.42	14.22	62.36

5.925-6.425GHz_802.11be EHT80_Nss1,(MCS0)_2TX

5985MHz_TX

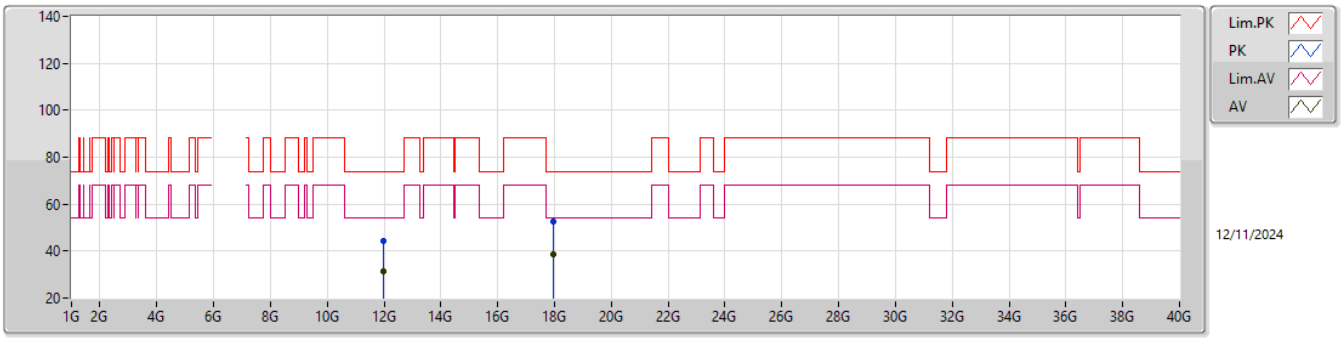

EUT Z_2TX
Setting 22
01-C-V-1

Type	Freq	Level	Limit	Margin	Raw	Dist	Condition	Azimuth	Height	Comment	AF	CL	PA
	(Hz)	(dBuV/m)	(dBuV/m)	(dB)	(dBuV)	(m)		(°)	(m)		(dB)	(dB)	(dB)
PK	11.95944G	44.24	74.00	-29.76	58.99	3	Horizontal	334	1.80	-	38.70	12.32	65.77
AV	11.97468G	31.37	54.00	-22.63	46.10	3	Horizontal	334	1.80	-	38.70	12.33	65.76
PK	17.95902G	52.51	74.00	-21.49	59.23	3	Horizontal	317	1.80	-	41.42	14.22	62.36
AV	17.95572G	38.54	54.00	-15.46	45.28	3	Horizontal	317	1.80	-	41.41	14.22	62.37

5.925-6.425GHz_802.11be EHT80_Nss1,(MCS0)_2TX

6225MHz_TX

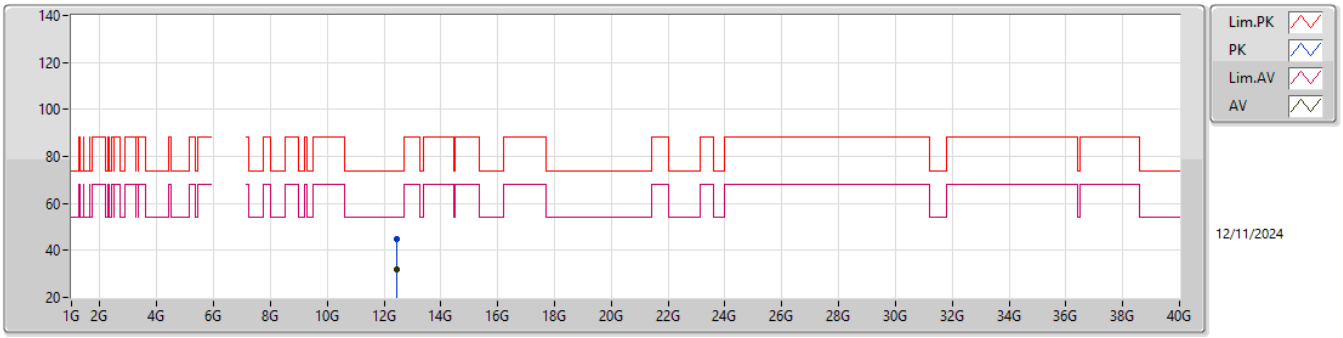

EUT Z_2TX
Setting 22
01-C-V-1

Type	Freq	Level	Limit	Margin	Raw	Dist	Condition	Azimuth	Height	Comment	AF	CL	PA
	(Hz)	(dBuV/m)	(dBuV/m)	(dB)	(dBuV)	(m)		(°)	(m)		(dB)	(dB)	(dB)
PK	12.45864G	44.85	74.00	-29.15	58.85	3	Vertical	77	1.80	-	38.72	12.61	65.33
AV	12.45003G	31.73	54.00	-22.27	45.75	3	Vertical	77	1.80	-	38.70	12.61	65.33

5.925-6.425GHz_802.11be EHT80_Nss1,(MCS0)_2TX

6225MHz_TX

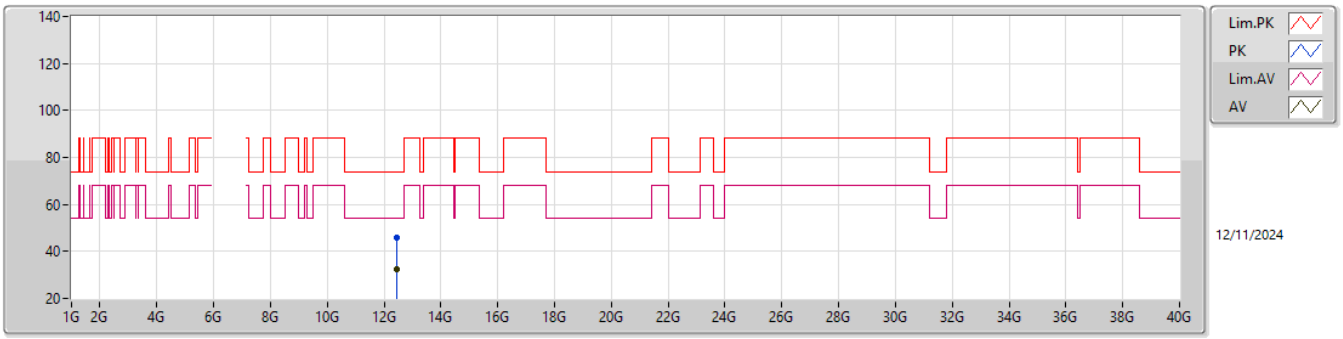

EUT Z_2TX
Setting 22
01-C-V-1

Type	Freq	Level	Limit	Margin	Raw	Dist	Condition	Azimuth	Height	Comment	AF	CL	PA
	(Hz)	(dBuV/m)	(dBuV/m)	(dB)	(dBuV)	(m)		(°)	(m)		(dB)	(dB)	(dB)
PK	12.45036G	45.62	74.00	-28.38	59.64	3	Horizontal	8	1.80	-	38.70	12.61	65.33
AV	12.453G	32.28	54.00	-21.72	46.29	3	Horizontal	8	1.80	-	38.71	12.61	65.33

5.925-6.425GHz_802.11be EHT80_Nss1,(MCS0)_2TX

6225MHz_TX

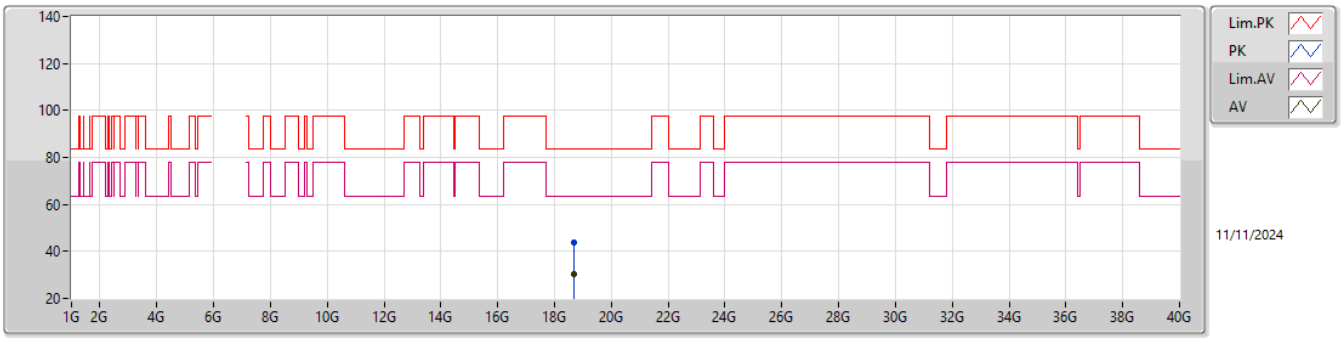

EUT Z_2TX
Setting 22
01-C-V-1

Type	Freq	Level	Limit	Margin	Raw	Dist	Condition	Azimuth	Height	Comment	AF	CL	PA
	(Hz)	(dBuV/m)	(dBuV/m)	(dB)	(dBuV)	(m)		(°)	(m)		(dB)	(dB)	(dB)
PK	18.68724G	43.81	83.54	-39.73	40.19	1	Vertical	336	1.94	-	37.90	15.27	49.55
AV	18.68274G	30.29	63.54	-33.25	26.68	1	Vertical	336	1.94	-	37.90	15.27	49.56

5.925-6.425GHz_802.11be EHT80_Nss1,(MCS0)_2TX

6225MHz_TX

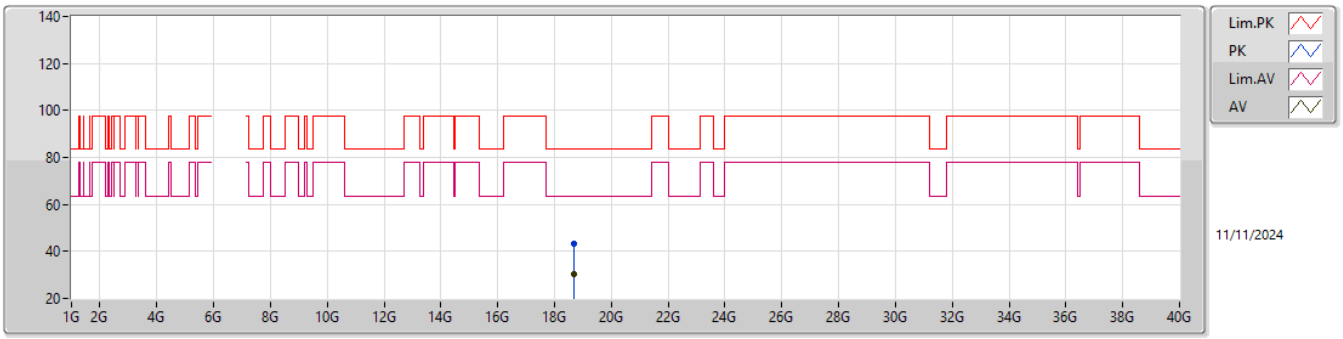

EUT Z_2TX
Setting 22
01-C-V-1

Type	Freq	Level	Limit	Margin	Raw	Dist	Condition	Azimuth	Height	Comment	AF	CL	PA
	(Hz)	(dBuV/m)	(dBuV/m)	(dB)	(dBuV)	(m)		(°)	(m)		(dB)	(dB)	(dB)
PK	18.67932G	43.30	83.54	-40.24	39.69	1	Horizontal	324	1.45	-	37.90	15.27	49.56
AV	18.68772G	30.23	63.54	-33.31	26.61	1	Horizontal	324	1.45	-	37.90	15.27	49.55

5.925-6.425GHz_802.11be EHT80_Nss1,(MCS0)_2TX

6385MHz_TX

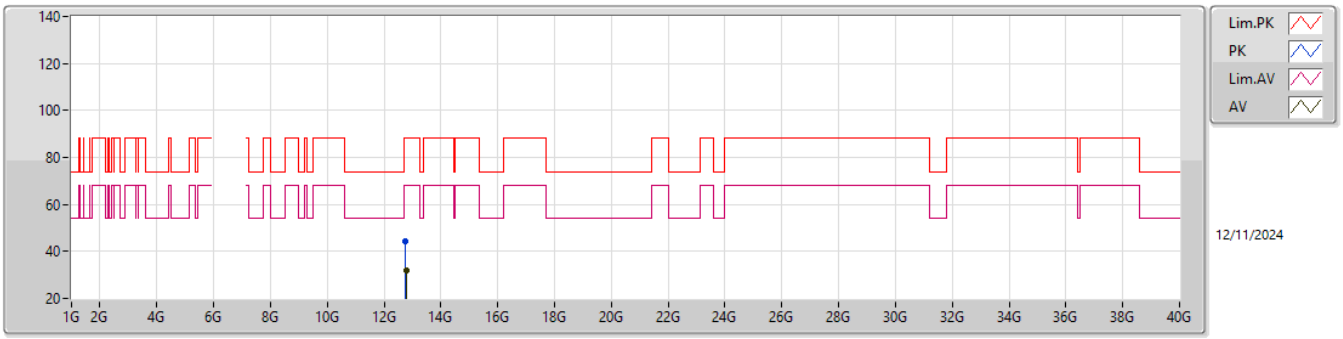

EUT Z_2TX
Setting 22
01-C-V-1

Type	Freq	Level	Limit	Margin	Raw	Dist	Condition	Azimuth	Height	Comment	AF	CL	PA
	(Hz)	(dBuV/m)	(dBuV/m)	(dB)	(dBuV)	(m)		(°)	(m)		(dB)	(dB)	(dB)
PK	12.76508G	44.48	88.20	-43.72	57.83	3	Vertical	68	1.80	-	39.13	12.78	65.26
AV	12.77003G	32.13	68.20	-36.07	45.47	3	Vertical	68	1.80	-	39.14	12.78	65.26

5.925-6.425GHz_802.11be EHT80_Nss1,(MCS0)_2TX

6385MHz_TX

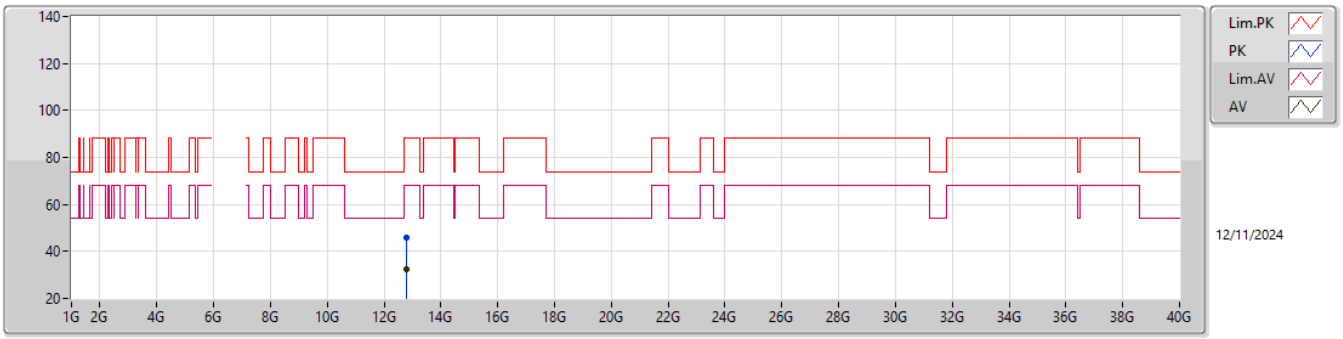

EUT Z_2TX
Setting 22
01-C-V-1

Type	Freq	Level	Limit	Margin	Raw	Dist	Condition	Azimuth	Height	Comment	AF	CL	PA
	(Hz)	(dBuV/m)	(dBuV/m)	(dB)	(dBuV)	(m)		(°)	(m)		(dB)	(dB)	(dB)
PK	12.78119G	45.91	88.20	-42.29	59.22	3	Horizontal	360	1.80	-	39.16	12.79	65.26
AV	12.77585G	32.43	68.20	-35.77	45.76	3	Horizontal	360	1.80	-	39.15	12.78	65.26

5.925-6.425GHz_802.11be EHT80_Nss1,(MCS0)_2TX

6385MHz_TX

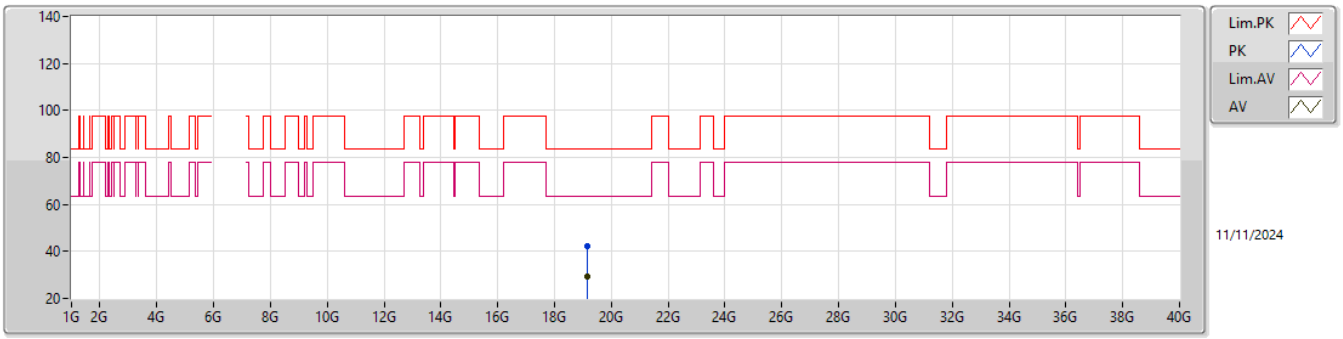

EUT Z_2TX
Setting 22
01-C-V-1

Type	Freq	Level	Limit	Margin	Raw	Dist	Condition	Azimuth	Height	Comment	AF	CL	PA
	(Hz)	(dBuV/m)	(dBuV/m)	(dB)	(dBuV)	(m)		(°)	(m)		(dB)	(dB)	(dB)
PK	19.15596G	42.47	83.54	-41.07	38.70	1	Vertical	75	1.54	-	37.98	15.24	49.45
AV	19.16574G	29.42	63.54	-34.12	25.69	1	Vertical	75	1.54	-	37.94	15.24	49.45

5.925-6.425GHz_802.11be EHT80_Nss1,(MCS0)_2TX

6385MHz_TX

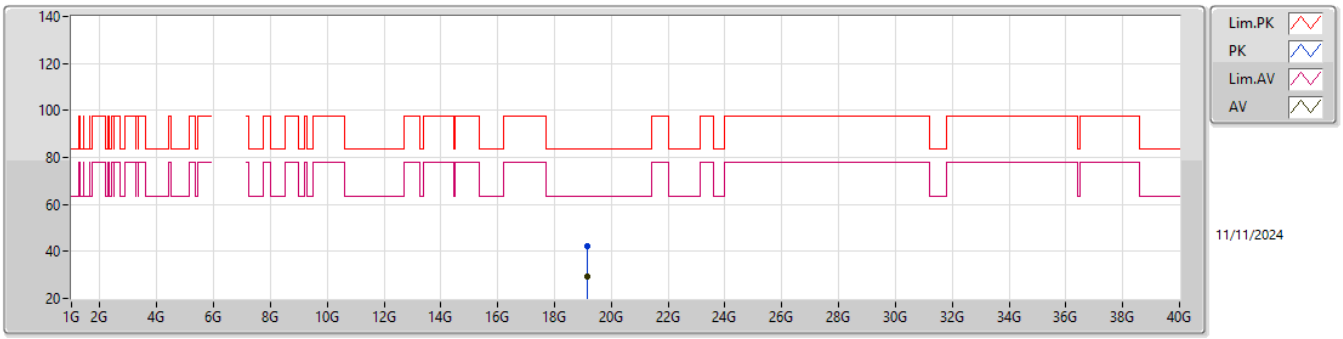

EUT Z_2TX
Setting 22
01-C-V-1

Type	Freq	Level	Limit	Margin	Raw	Dist	Condition	Azimuth	Height	Comment	AF	CL	PA
	(Hz)	(dBuV/m)	(dBuV/m)	(dB)	(dBuV)	(m)		(°)	(m)		(dB)	(dB)	(dB)
PK	19.16772G	42.36	83.54	-41.18	38.64	1	Horizontal	226	1.58	-	37.93	15.24	49.45
AV	19.16964G	29.41	63.54	-34.13	25.71	1	Horizontal	226	1.58	-	37.92	15.24	49.46