6.425-6.525GHz_802.11be EHT80_Nss1,(MCS0)_2TX

6465MHz_TX

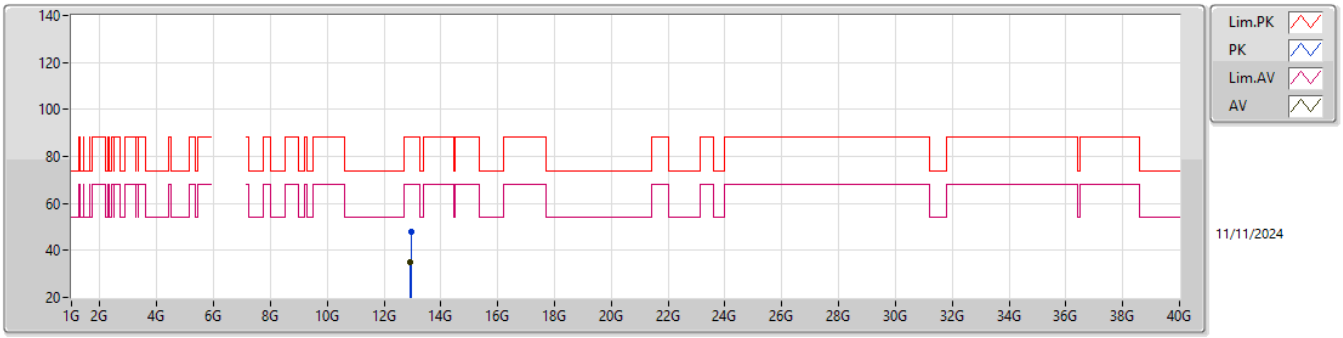

EUT Z_2TX
Setting 22
01-C-V-1

Type	Freq	Level	Limit	Margin	Raw	Dist	Condition	Azimuth	Height	Comment	AF	CL	PA
	(Hz)	(dBuV/m)	(dBuV/m)	(dB)	(dBuV)	(m)		(°)	(m)		(dB)	(dB)	(dB)
PK	12.94455G	48.06	88.20	-40.14	60.94	3	Vertical	182	1.42	-	39.49	12.87	65.24
RMS	12.93033G	34.86	68.20	-33.34	47.77	3	Vertical	182	1.42	-	39.46	12.87	65.24

6.425-6.525GHz_802.11be EHT80_Nss1,(MCS0)_2TX

6465MHz_TX

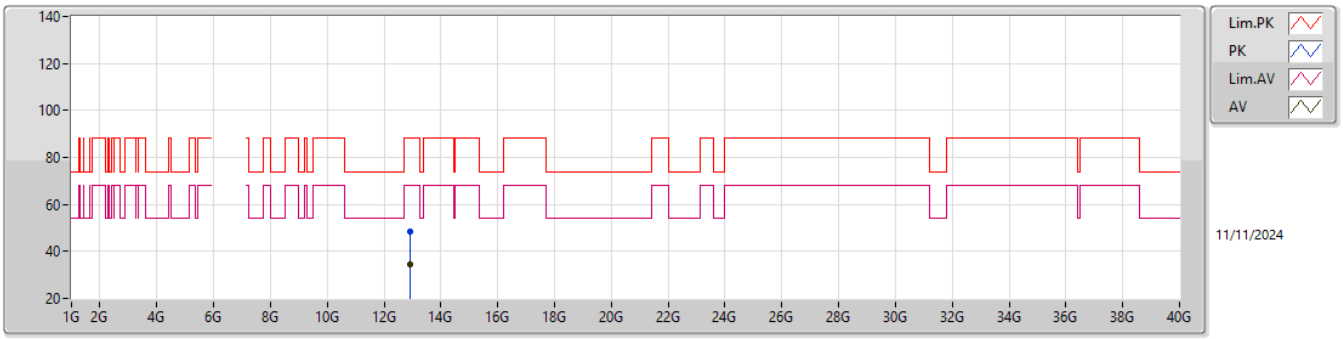

EUT Z_2TX
Setting 22
01-C-V-1

Type	Freq	Level	Limit	Margin	Raw	Dist	Condition	Azimuth	Height	Comment	AF	CL	PA
	(Hz)	(dBuV/m)	(dBuV/m)	(dB)	(dBuV)	(m)		(°)	(m)		(dB)	(dB)	(dB)
PK	12.93246G	48.30	88.20	-39.90	61.21	3	Horizontal	330	1.37	-	39.46	12.87	65.24
RMS	12.92781G	34.74	68.20	-33.46	47.65	3	Horizontal	330	1.37	-	39.46	12.87	65.24

6.425-6.525GHz_802.11be EHT80_Nss1,(MCS0)_2TX

6465MHz_TX

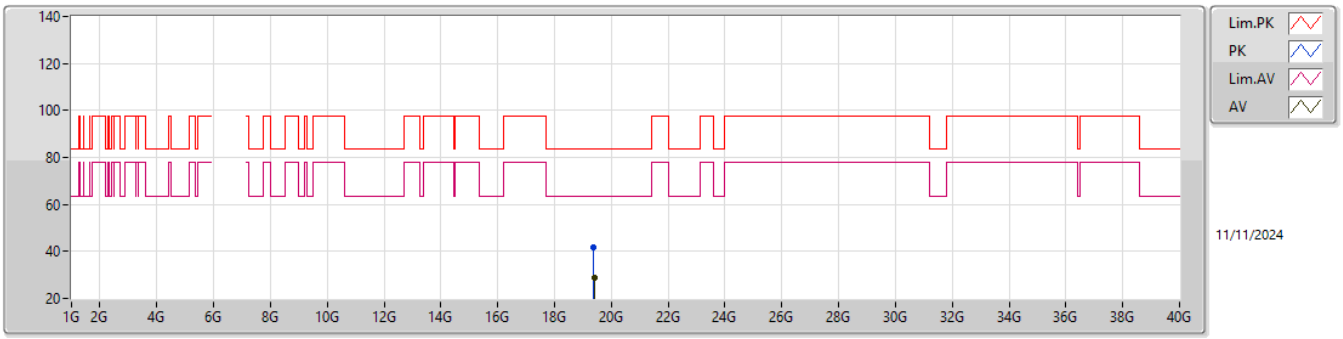

EUT Z_2TX
Setting 22
01-C-V-1

Type	Freq	Level	Limit	Margin	Raw	Dist	Condition	Azimuth	Height	Comment	AF	CL	PA
	(Hz)	(dBuV/m)	(dBuV/m)	(dB)	(dBuV)	(m)		(°)	(m)		(dB)	(dB)	(dB)
PK	19.38774G	41.84	83.54	-41.70	38.33	1	Vertical	239	1.74	-	37.88	15.23	49.60
AV	19.3971G	28.99	63.54	-34.55	25.48	1	Vertical	239	1.74	-	37.89	15.23	49.61

6.425-6.525GHz_802.11be EHT80_Nss1,(MCS0)_2TX

6465MHz_TX

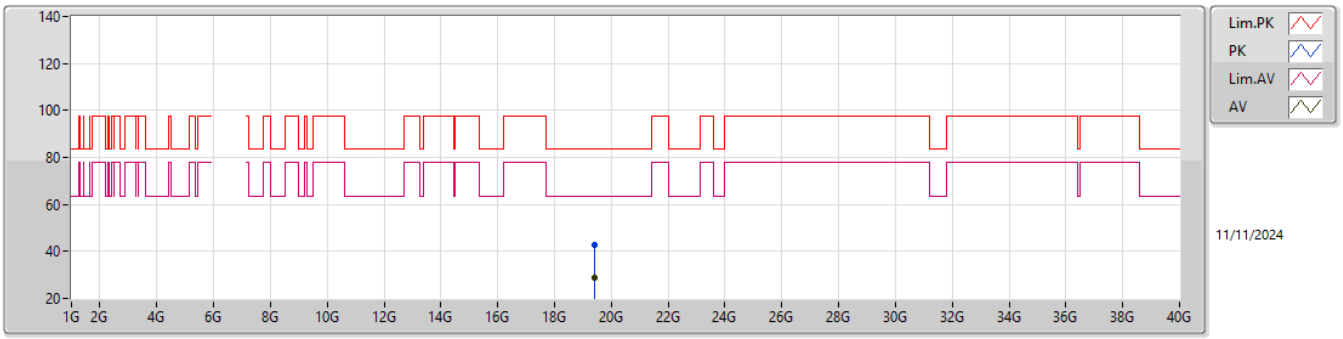

EUT Z_2TX
Setting 22
01-C-V-1

Type	Freq	Level	Limit	Margin	Raw	Dist	Condition	Azimuth	Height	Comment	AF	CL	PA
	(Hz)	(dBuV/m)	(dBuV/m)	(dB)	(dBuV)	(m)		(°)	(m)		(dB)	(dB)	(dB)
PK	19.39392G	42.85	83.54	-40.69	39.34	1	Horizontal	173	1.54	-	37.89	15.23	49.61
AV	19.39974G	29.04	63.54	-34.50	25.52	1	Horizontal	173	1.54	-	37.90	15.23	49.61

6.425-6.525GHz_802.11be EHT80_Nss1,(MCS0)_2TX

6545MHz_TX

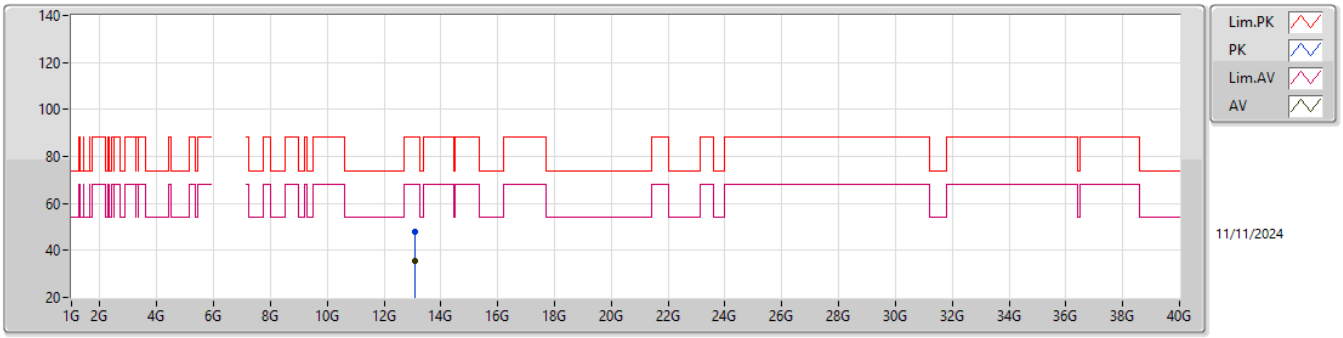

EUT Z_2TX
Setting 22
01-C-V-1

Type	Freq	Level	Limit	Margin	Raw	Dist	Condition	Azimuth	Height	Comment	AF	CL	PA
	(Hz)	(dBuV/m)	(dBuV/m)	(dB)	(dBuV)	(m)		(°)	(m)		(dB)	(dB)	(dB)
PK	13.08232G	48.08	88.20	-40.12	60.54	3	Vertical	50	1.38	-	39.66	12.95	65.07
RMS	13.08769G	35.39	68.20	-32.81	47.82	3	Vertical	50	1.38	-	39.68	12.95	65.06

6.425-6.525GHz_802.11be EHT80_Nss1,(MCS0)_2TX

6545MHz_TX

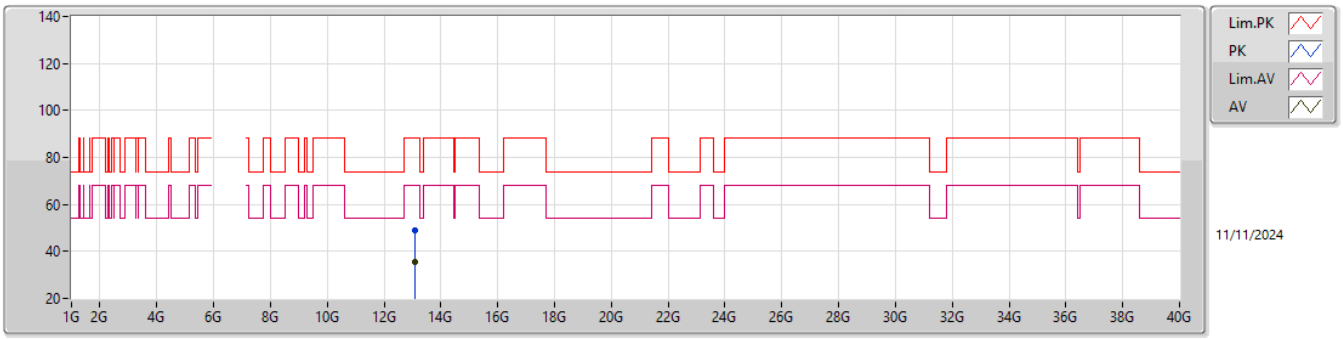

EUT Z_2TX
Setting 22
01-C-V-1

Type	Freq	Level	Limit	Margin	Raw	Dist	Condition	Azimuth	Height	Comment	AF	CL	PA
	(Hz)	(dBuV/m)	(dBuV/m)	(dB)	(dBuV)	(m)		(°)	(m)		(dB)	(dB)	(dB)
PK	13.08445G	48.90	88.20	-39.30	61.35	3	Horizontal	168	1.64	-	39.67	12.95	65.07
RMS	13.10206G	35.38	68.20	-32.82	47.75	3	Horizontal	168	1.64	-	39.70	12.96	65.03

6.425-6.525GHz_802.11be EHT80_Nss1,(MCS0)_2TX

6545MHz_TX

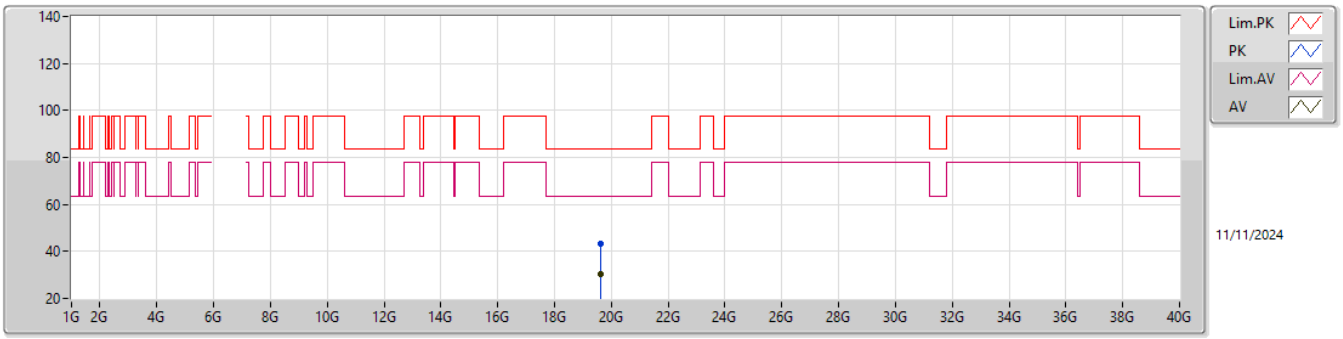

EUT Z_2TX
Setting 22
01-C-V-1

Type	Freq	Level	Limit	Margin	Raw	Dist	Condition	Azimuth	Height	Comment	AF	CL	PA
	(Hz)	(dBuV/m)	(dBuV/m)	(dB)	(dBuV)	(m)		(°)	(m)		(dB)	(dB)	(dB)
PK	19.64142G	43.41	83.54	-40.13	40.05	1	Vertical	201	1.89	-	37.70	15.22	49.56
AV	19.63092G	30.44	63.54	-33.10	27.09	1	Vertical	201	1.89	-	37.70	15.22	49.57

6.425-6.525GHz_802.11be EHT80_Nss1,(MCS0)_2TX

6545MHz_TX

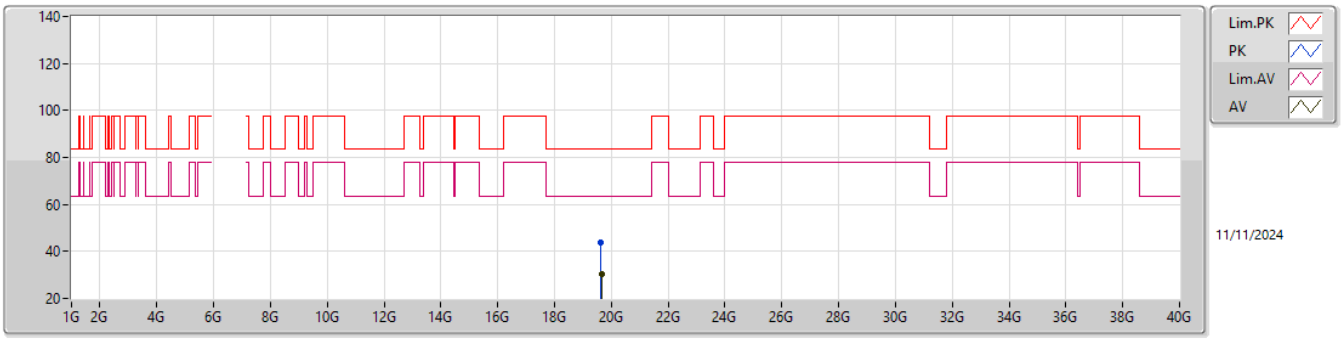

EUT Z_2TX
Setting 22
01-C-V-1

Type	Freq	Level	Limit	Margin	Raw	Dist	Condition	Azimuth	Height	Comment	AF	CL	PA
	(Hz)	(dBuV/m)	(dBuV/m)	(dB)	(dBuV)	(m)		(°)	(m)		(dB)	(dB)	(dB)
PK	19.63782G	43.94	83.54	-39.60	40.59	1	Horizontal	39	1.43	-	37.70	15.22	49.57
AV	19.6467G	30.34	63.54	-33.20	26.98	1	Horizontal	39	1.43	-	37.70	15.22	49.56

6.525-6.875GHz_802.11be EHT80_Nss1,(MCS0)_2TX

6625MHz_TX

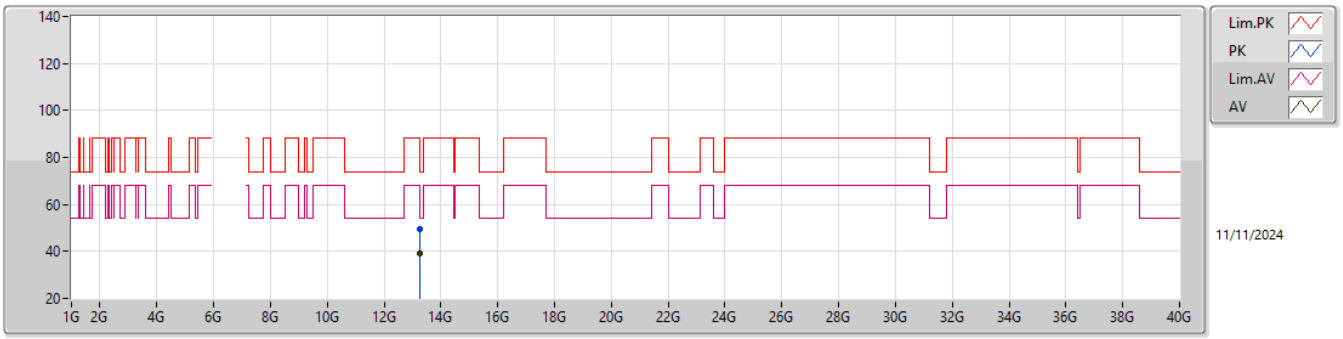

EUT Z_2TX
Setting 22
01-C-V-1

Type	Freq	Level	Limit	Margin	Raw	Dist	Condition	Azimuth	Height	Comment	AF	CL	PA
	(Hz)	(dBuV/m)	(dBuV/m)	(dB)	(dBuV)	(m)		(°)	(m)		(dB)	(dB)	(dB)
PK	13.24982G	49.68	88.20	-38.52	61.39	3	Vertical	26	1.73	-	40.00	13.04	64.75
RMS	13.24991G	39.22	68.20	-28.98	50.93	3	Vertical	26	1.73	-	40.00	13.04	64.75

6.525-6.875GHz_802.11be EHT80_Nss1,(MCS0)_2TX

6625MHz_TX

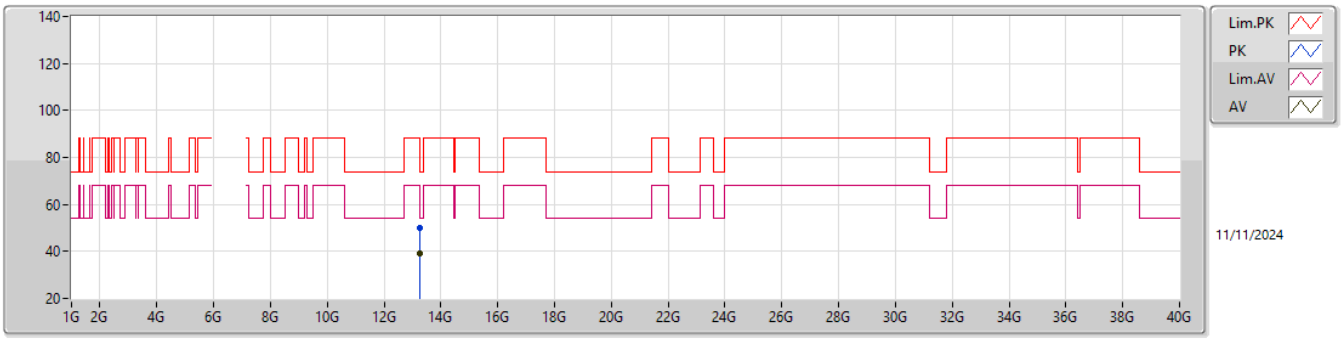

EUT Z_2TX
Setting 22
01-C-V-1

Type	Freq	Level	Limit	Margin	Raw	Dist	Condition	Azimuth	Height	Comment	AF	CL	PA
	(Hz)	(dBuV/m)	(dBuV/m)	(dB)	(dBuV)	(m)		(°)	(m)		(dB)	(dB)	(dB)
PK	13.24991G	50.20	88.20	-38.00	61.91	3	Horizontal	248	1.42	-	40.00	13.04	64.75
RMS	13.24997G	39.26	68.20	-28.94	50.97	3	Horizontal	248	1.42	-	40.00	13.04	64.75

6.525-6.875GHz_802.11be EHT80_Nss1,(MCS0)_2TX

6625MHz_TX

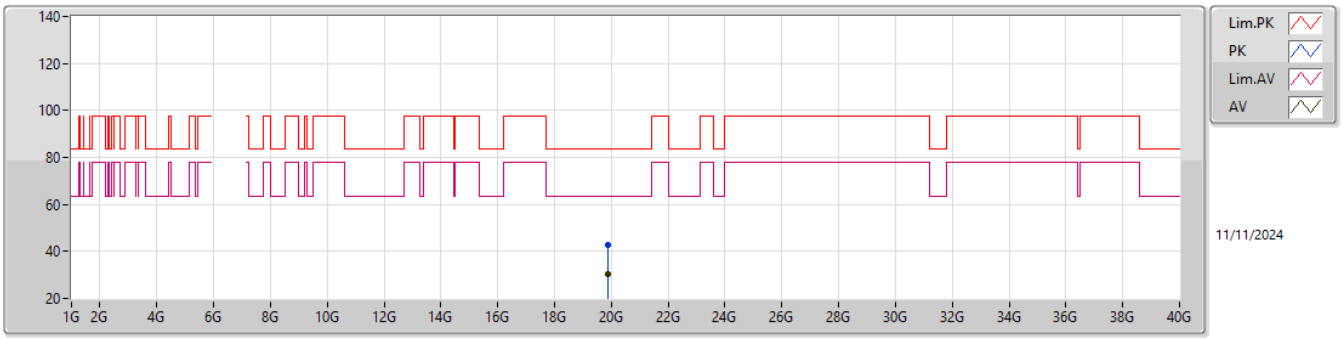

EUT Z_2TX
Setting 22
01-C-V-1

Type	Freq	Level	Limit	Margin	Raw	Dist	Condition	Azimuth	Height	Comment	AF	CL	PA
	(Hz)	(dBuV/m)	(dBuV/m)	(dB)	(dBuV)	(m)		(°)	(m)		(dB)	(dB)	(dB)
PK	19.8882G	42.75	83.54	-40.79	39.20	1	Vertical	88	2.00	-	37.70	15.21	49.36
AV	19.8615G	30.26	63.54	-33.28	26.73	1	Vertical	88	2.00	-	37.70	15.21	49.38

6.525-6.875GHz_802.11be EHT80_Nss1,(MCS0)_2TX

6625MHz_TX

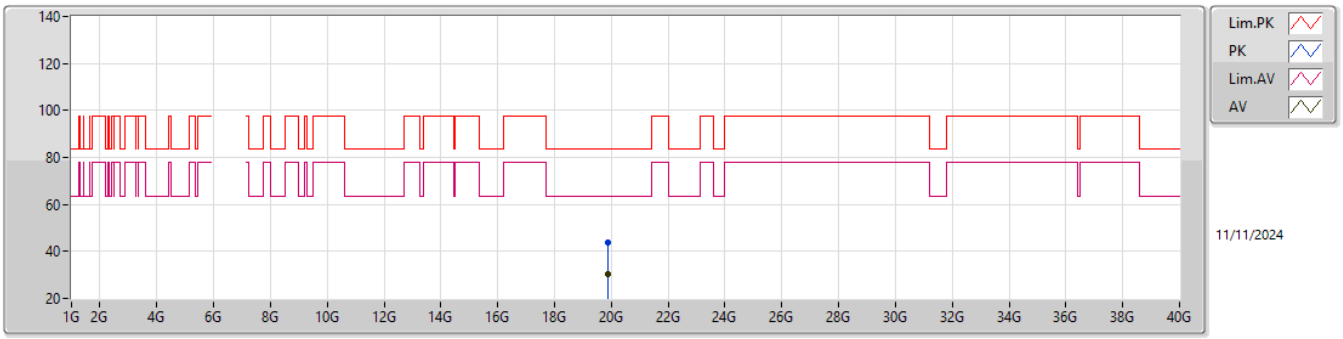

EUT Z_2TX
Setting 22
01-C-V-1

Type	Freq	Level	Limit	Margin	Raw	Dist	Condition	Azimuth	Height	Comment	AF	CL	PA
	(Hz)	(dBuV/m)	(dBuV/m)	(dB)	(dBuV)	(m)		(°)	(m)		(dB)	(dB)	(dB)
PK	19.8675G	43.87	83.54	-39.67	40.34	1	Horizontal	170	1.76	-	37.70	15.21	49.38
AV	19.86132G	30.28	63.54	-33.26	26.75	1	Horizontal	170	1.76	-	37.70	15.21	49.38

6.525-6.875GHz_802.11be EHT80_Nss1,(MCS0)_2TX

6705MHz_TX

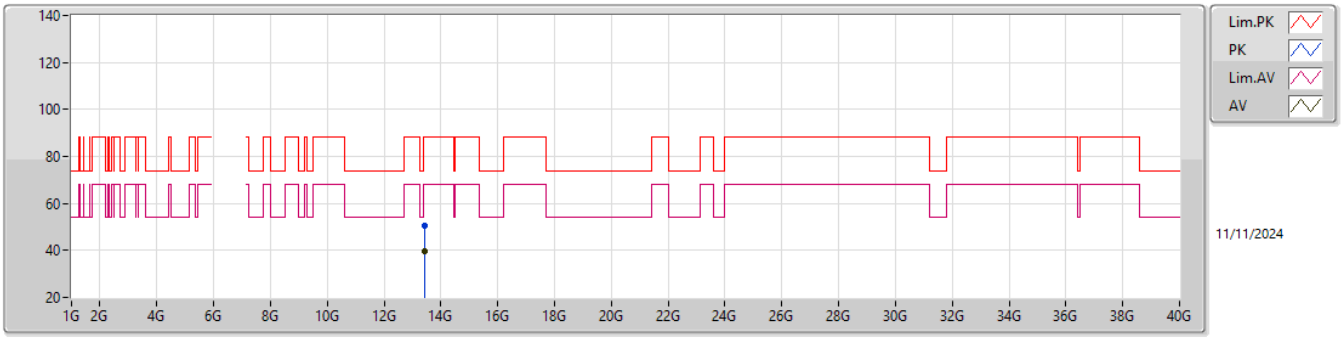

EUT Z_2TX
Setting 22
01-C-V-1

Type	Freq	Level	Limit	Margin	Raw	Dist	Condition	Azimuth	Height	Comment	AF	CL	PA
	(Hz)	(dBuV/m)	(dBuV/m)	(dB)	(dBuV)	(m)		(°)	(m)		(dB)	(dB)	(dB)
PK	13.40994G	50.32	88.20	-37.88	61.42	3	Vertical	196	1.80	-	40.20	13.13	64.43
RMS	13.40988G	39.58	68.20	-28.62	50.68	3	Vertical	196	1.80	-	40.20	13.13	64.43

6.525-6.875GHz_802.11be EHT80_Nss1,(MCS0)_2TX

6705MHz_TX

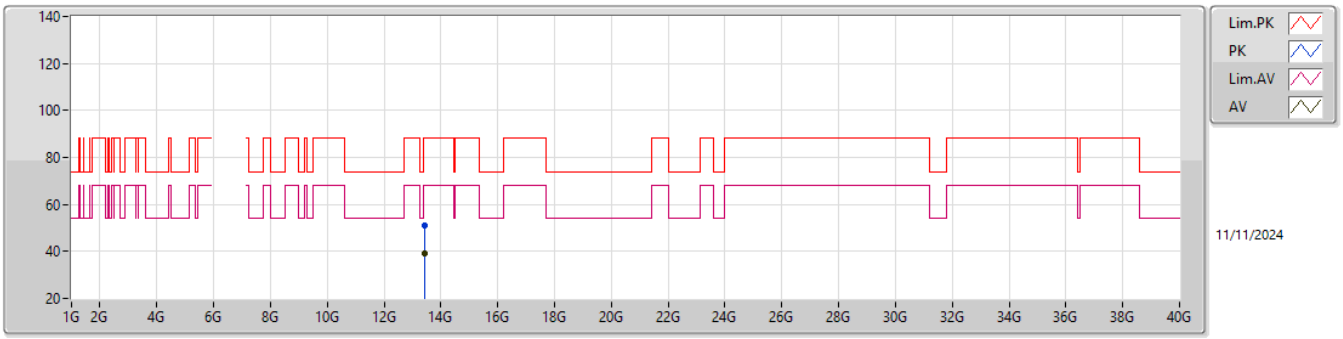

EUT Z_2TX
Setting 22
01-C-V-1

Type	Freq	Level	Limit	Margin	Raw	Dist	Condition	Azimuth	Height	Comment	AF	CL	PA
	(Hz)	(dBuV/m)	(dBuV/m)	(dB)	(dBuV)	(m)		(°)	(m)		(dB)	(dB)	(dB)
PK	13.40988G	50.98	88.20	-37.22	62.08	3	Horizontal	347	1.75	-	40.20	13.13	64.43
RMS	13.40991G	39.36	68.20	-28.84	50.46	3	Horizontal	347	1.75	-	40.20	13.13	64.43

6.525-6.875GHz_802.11be EHT80_Nss1,(MCS0)_2TX

6705MHz_TX

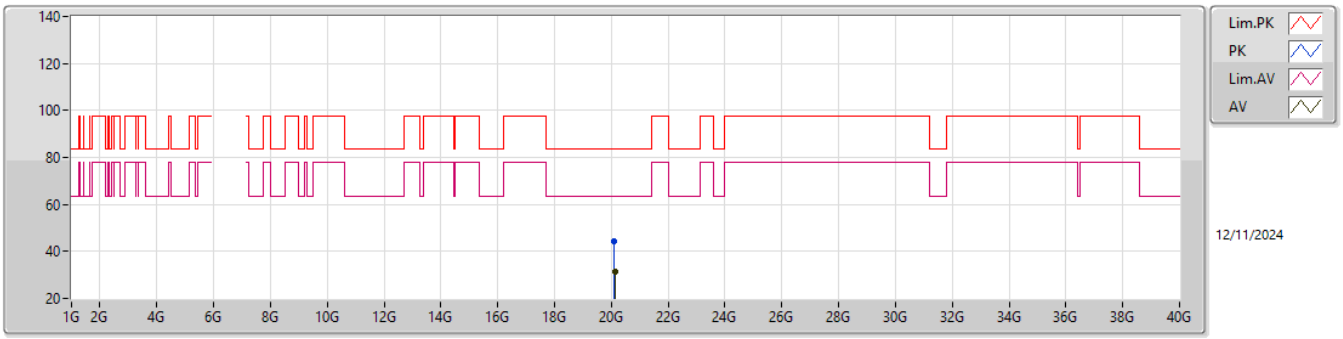

EUT Z_2TX
Setting 22
01-C-V-1

Type	Freq	Level	Limit	Margin	Raw	Dist	Condition	Azimuth	Height	Comment	AF	CL	PA
	(Hz)	(dBuV/m)	(dBuV/m)	(dB)	(dBuV)	(m)		(°)	(m)		(dB)	(dB)	(dB)
PK	20.10588G	44.50	83.54	-39.04	40.66	1	Vertical	169	1.94	-	37.80	15.28	49.24
AV	20.1297G	31.58	63.54	-31.96	27.72	1	Vertical	169	1.94	-	37.80	15.30	49.24

6.525-6.875GHz_802.11be EHT80_Nss1,(MCS0)_2TX

6705MHz_TX

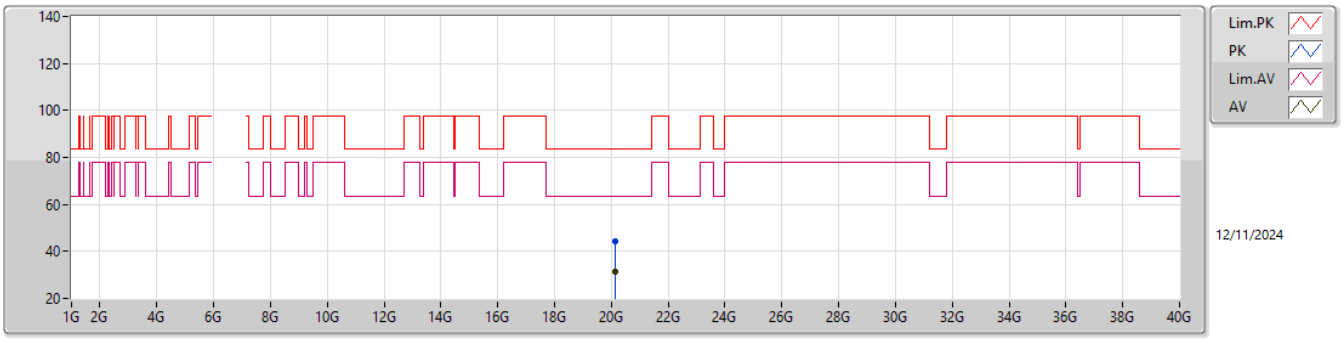

EUT Z_2TX
Setting 22
01-C-V-1

Type	Freq	Level	Limit	Margin	Raw	Dist	Condition	Azimuth	Height	Comment	AF	CL	PA
	(Hz)	(dBuV/m)	(dBuV/m)	(dB)	(dBuV)	(m)		(°)	(m)		(dB)	(dB)	(dB)
PK	20.1258G	44.47	83.54	-39.07	40.61	1	Horizontal	299	1.39	-	37.80	15.30	49.24
AV	20.12718G	31.55	63.54	-31.99	27.69	1	Horizontal	299	1.39	-	37.80	15.30	49.24

6.525-6.875GHz_802.11be EHT80_Nss1,(MCS0)_2TX

6785MHz_TX

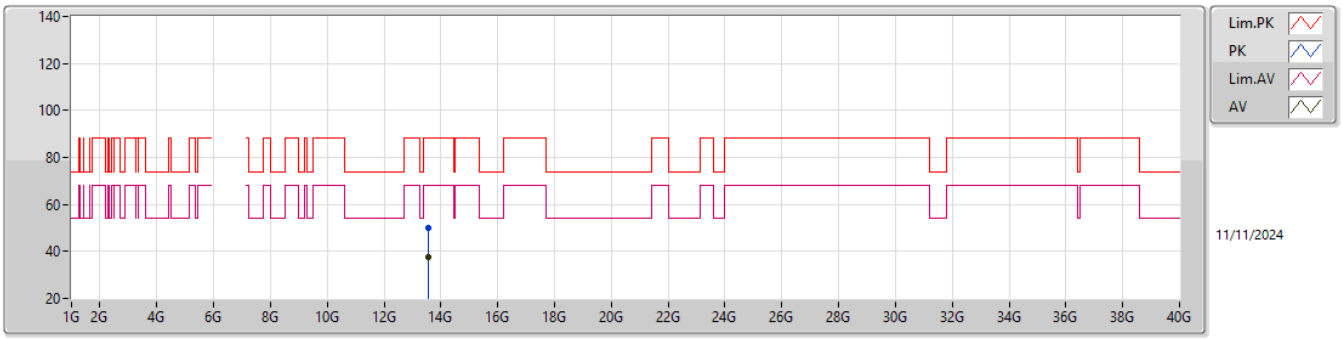

EUT Z_2TX
Setting 22
01-C-V-1

Type	Freq	Level	Limit	Margin	Raw	Dist	Condition	Azimuth	Height	Comment	AF	CL	PA
	(Hz)	(dBuV/m)	(dBuV/m)	(dB)	(dBuV)	(m)		(°)	(m)		(dB)	(dB)	(dB)
PK	13.55827G	50.22	88.20	-37.98	60.91	3	Vertical	318	1.65	-	40.38	13.21	64.28
RMS	13.56988G	37.72	68.20	-30.48	48.43	3	Vertical	318	1.65	-	40.36	13.22	64.29

6.525-6.875GHz_802.11be EHT80_Nss1,(MCS0)_2TX

6785MHz_TX

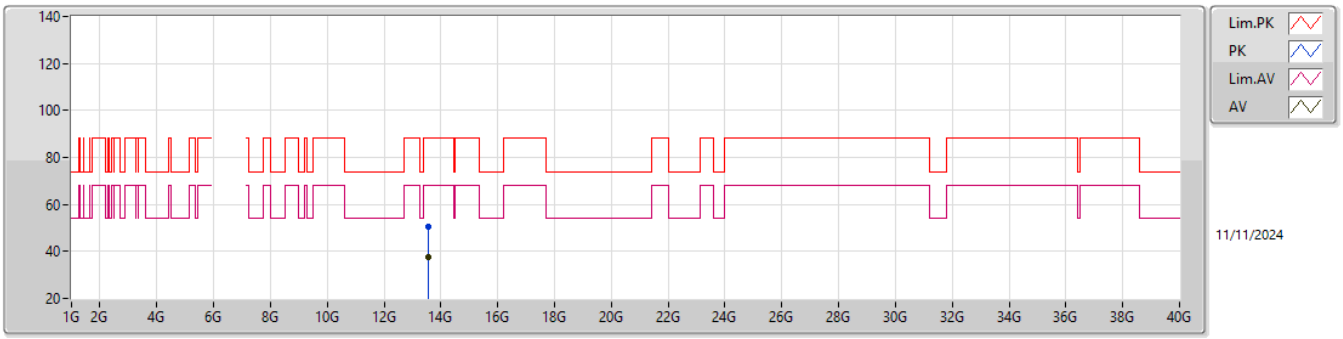

EUT Z_2TX
Setting 22
01-C-V-1

Type	Freq	Level	Limit	Margin	Raw	Dist	Condition	Azimuth	Height	Comment	AF	CL	PA
	(Hz)	(dBuV/m)	(dBuV/m)	(dB)	(dBuV)	(m)		(°)	(m)		(dB)	(dB)	(dB)
PK	13.56811G	50.77	88.20	-37.43	61.49	3	Horizontal	244	1.78	-	40.36	13.21	64.29
RMS	13.56976G	37.45	68.20	-30.75	48.16	3	Horizontal	244	1.78	-	40.36	13.22	64.29

6.525-6.875GHz_802.11be EHT80_Nss1,(MCS0)_2TX

6785MHz_TX

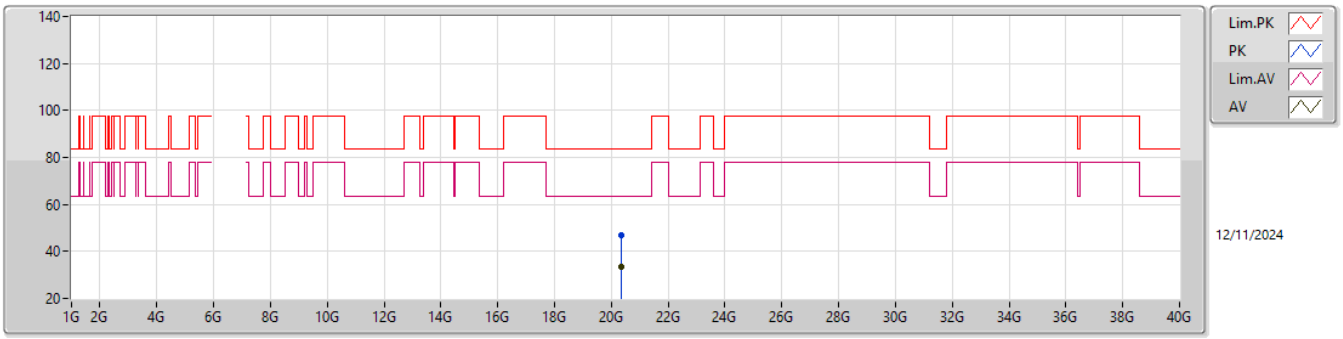

EUT Z_2TX
Setting 22
01-C-V-1

Type	Freq	Level	Limit	Margin	Raw	Dist	Condition	Azimuth	Height	Comment	AF	CL	PA
	(Hz)	(dBuV/m)	(dBuV/m)	(dB)	(dBuV)	(m)		(°)	(m)		(dB)	(dB)	(dB)
PK	20.36538G	46.69	83.54	-36.85	42.51	1	Vertical	244	1.64	-	37.87	15.49	49.18
AV	20.34768G	33.26	63.54	-30.28	29.06	1	Vertical	244	1.64	-	37.90	15.48	49.18

6.525-6.875GHz_802.11be EHT80_Nss1,(MCS0)_2TX

6785MHz_TX

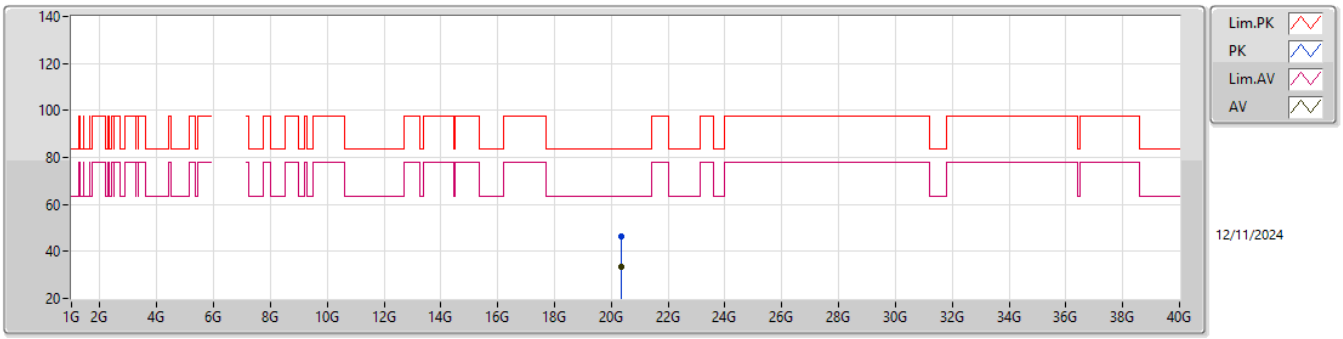

EUT Z_2TX
Setting 22
01-C-V-1

Type	Freq	Level	Limit	Margin	Raw	Dist	Condition	Azimuth	Height	Comment	AF	CL	PA
	(Hz)	(dBuV/m)	(dBuV/m)	(dB)	(dBuV)	(m)		(°)	(m)		(dB)	(dB)	(dB)
PK	20.34432G	46.46	83.54	-37.08	42.27	1	Horizontal	245	1.58	-	37.89	15.48	49.18
AV	20.34378G	33.25	63.54	-30.29	29.06	1	Horizontal	245	1.58	-	37.89	15.48	49.18

6.525-6.875GHz_802.11be EHT80_Nss1,(MCS0)_2TX

6865MHz_TX

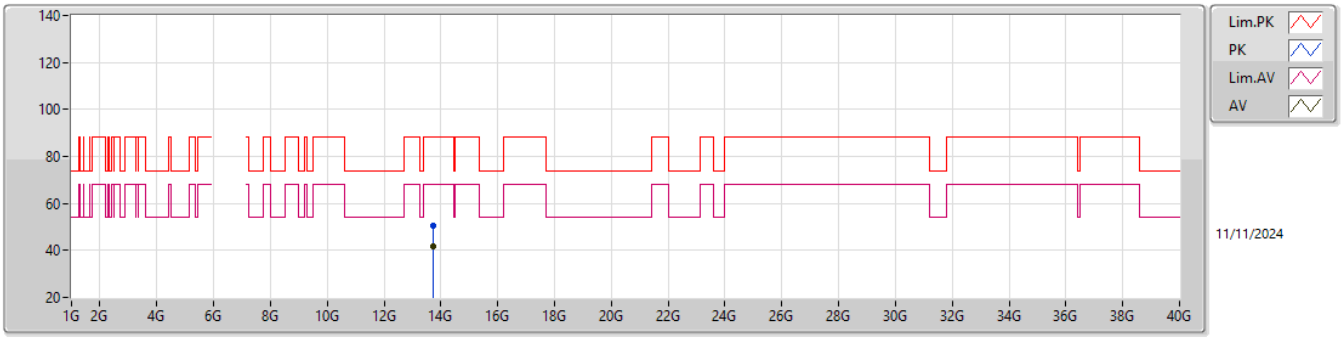

EUT Z_2TX
Setting 22
01-C-V-1

Type	Freq	Level	Limit	Margin	Raw	Dist	Condition	Azimuth	Height	Comment	AF	CL	PA
	(Hz)	(dBuV/m)	(dBuV/m)	(dB)	(dBuV)	(m)		(°)	(m)		(dB)	(dB)	(dB)
PK	13.74317G	50.31	88.20	-37.89	60.87	3	Vertical	22	1.51	-	40.49	13.31	64.36
RMS	13.72994G	41.51	68.20	-26.69	52.10	3	Vertical	22	1.51	-	40.46	13.30	64.35

6.525-6.875GHz_802.11be EHT80_Nss1,(MCS0)_2TX

6865MHz_TX

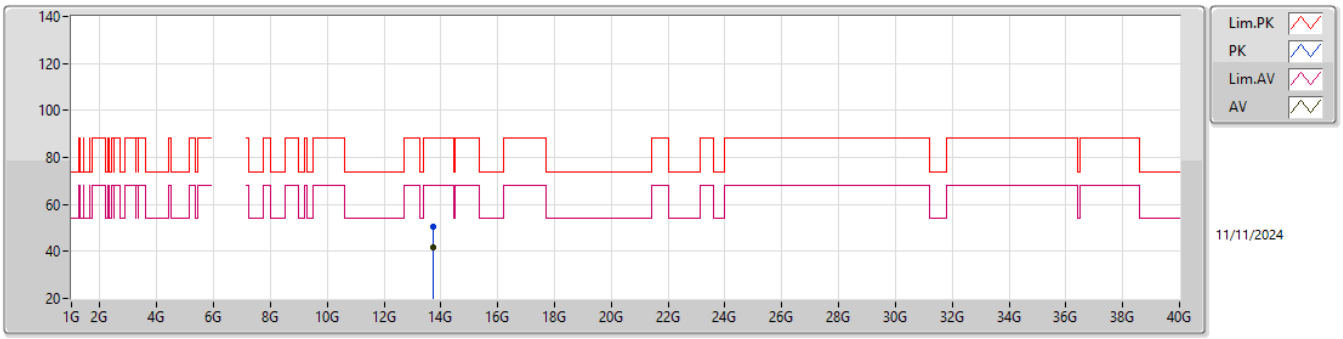

EUT Z_2TX
Setting 22
01-C-V-1

Type	Freq	Level	Limit	Margin	Raw	Dist	Condition	Azimuth	Height	Comment	AF	CL	PA
	(Hz)	(dBuV/m)	(dBuV/m)	(dB)	(dBuV)	(m)		(°)	(m)		(dB)	(dB)	(dB)
PK	13.72979G	50.28	88.20	-37.92	60.87	3	Horizontal	227	1.90	-	40.46	13.30	64.35
RMS	13.72991G	41.66	68.20	-26.54	52.25	3	Horizontal	227	1.90	-	40.46	13.30	64.35

6.525-6.875GHz_802.11be EHT80_Nss1,(MCS0)_2TX

6865MHz_TX

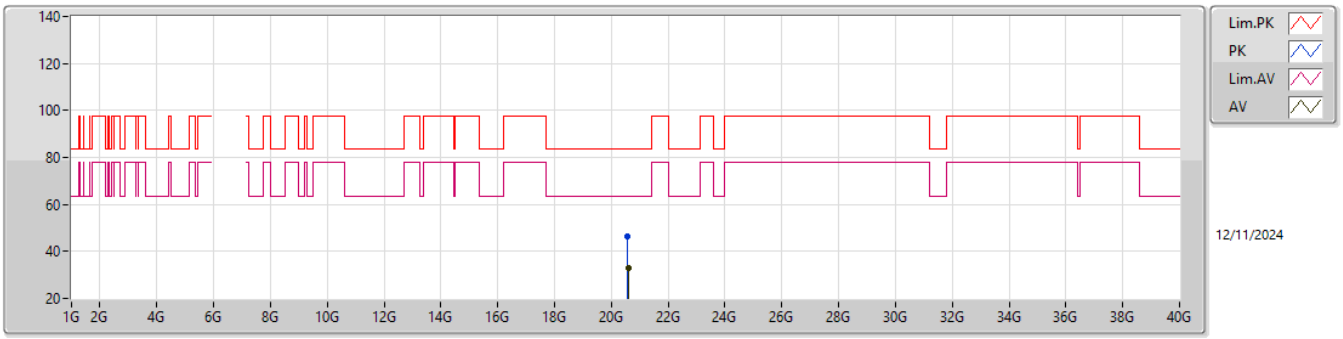

EUT Z_2TX
Setting 22
01-C-V-1

Type	Freq	Level	Limit	Margin	Raw	Dist	Condition	Azimuth	Height	Comment	AF	CL	PA
	(Hz)	(dBuV/m)	(dBuV/m)	(dB)	(dBuV)	(m)		(°)	(m)		(dB)	(dB)	(dB)
PK	20.58408G	46.23	83.54	-37.31	41.76	1	Vertical	173	1.96	-	37.90	15.67	49.10
AV	20.60544G	32.82	63.54	-30.72	28.33	1	Vertical	173	1.96	-	37.90	15.68	49.09

6.525-6.875GHz_802.11be EHT80_Nss1,(MCS0)_2TX

6865MHz_TX

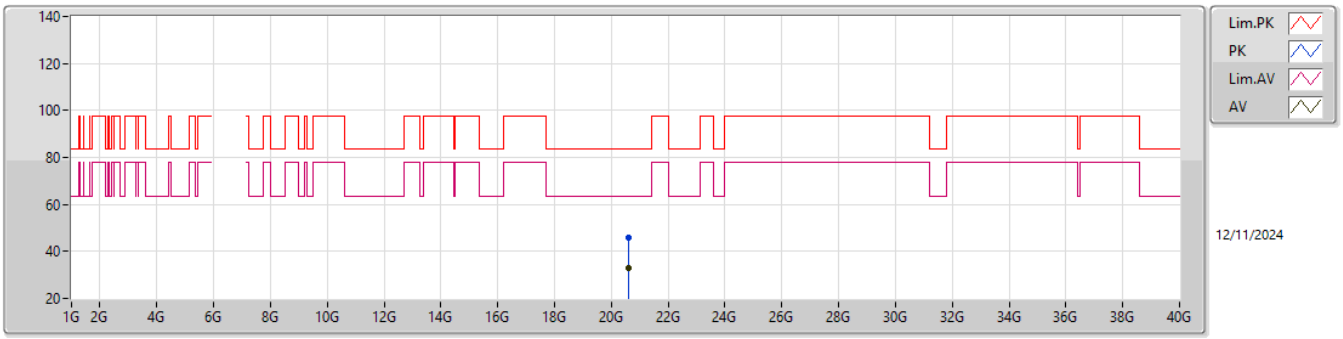

EUT Z_2TX
Setting 22
01-C-V-1

Type	Freq	Level	Limit	Margin	Raw	Dist	Condition	Azimuth	Height	Comment	AF	CL	PA
	(Hz)	(dBuV/m)	(dBuV/m)	(dB)	(dBuV)	(m)		(°)	(m)		(dB)	(dB)	(dB)
PK	20.60526G	45.96	83.54	-37.58	41.47	1	Horizontal	94	1.67	-	37.90	15.68	49.09
AV	20.60802G	33.04	63.54	-30.50	28.53	1	Horizontal	94	1.67	-	37.90	15.69	49.08

6.875-7.125GHz_802.11be EHT80_Nss1,(MCS0)_2TX

6945MHz_TX

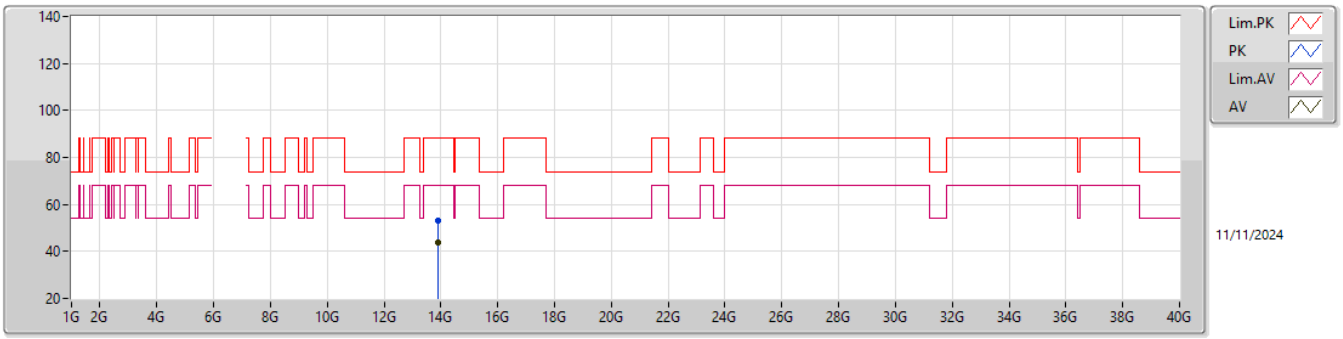

EUT Z_2TX
Setting 22
01-C-V-1

Type	Freq	Level	Limit	Margin	Raw	Dist	Condition	Azimuth	Height	Comment	AF	CL	PA
	(Hz)	(dBuV/m)	(dBuV/m)	(dB)	(dBuV)	(m)		(°)	(m)		(dB)	(dB)	(dB)
PK	13.88973G	52.97	88.20	-35.23	63.12	3	Vertical	212	1.47	-	40.88	13.39	64.42
RMS	13.88991G	43.77	68.20	-24.43	53.92	3	Vertical	212	1.47	-	40.88	13.39	64.42

6.875-7.125GHz_802.11be EHT80_Nss1,(MCS0)_2TX

6945MHz_TX

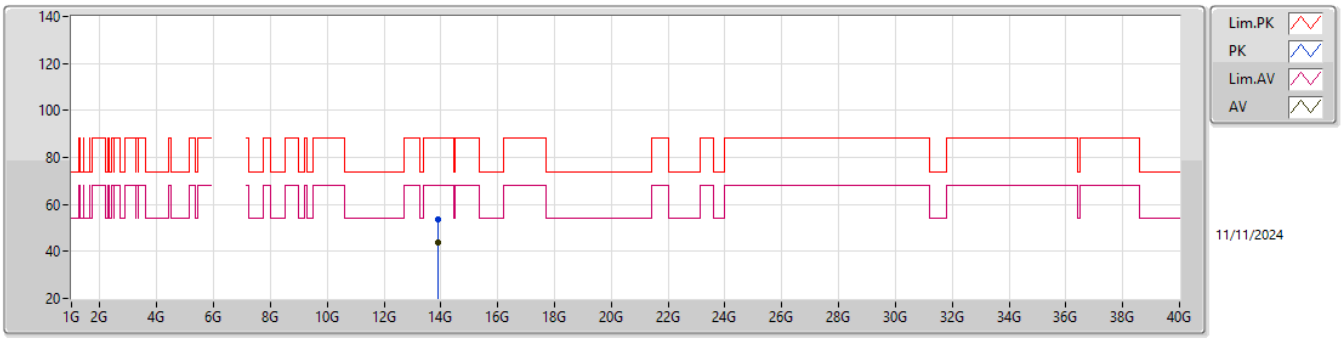

EUT Z_2TX
Setting 22
01-C-V-1

Type	Freq	Level	Limit	Margin	Raw	Dist	Condition	Azimuth	Height	Comment	AF	CL	PA
	(Hz)	(dBuV/m)	(dBuV/m)	(dB)	(dBuV)	(m)		(°)	(m)		(dB)	(dB)	(dB)
PK	13.88988G	53.87	88.20	-34.33	64.02	3	Horizontal	290	1.50	-	40.88	13.39	64.42
RMS	13.88988G	43.93	68.20	-24.27	54.08	3	Horizontal	290	1.50	-	40.88	13.39	64.42

6.875-7.125GHz_802.11be EHT80_Nss1,(MCS0)_2TX

6945MHz_TX

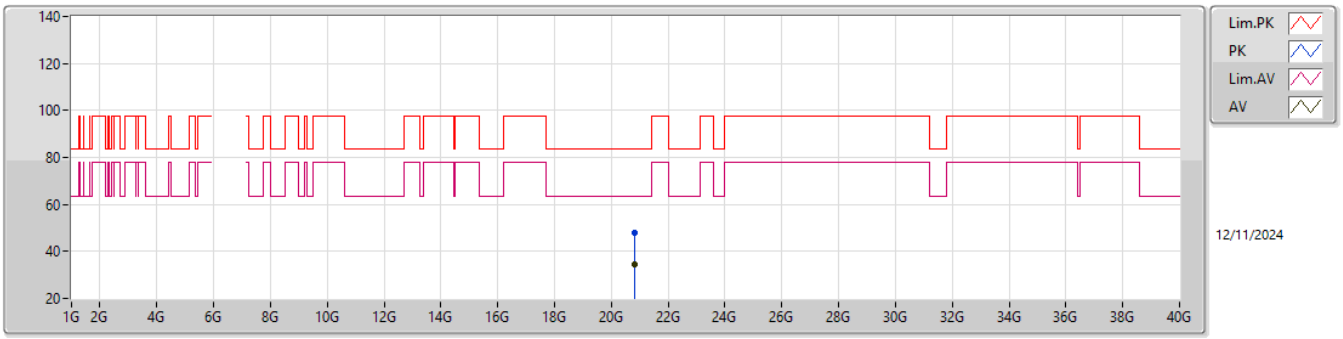

EUT Z_2TX
Setting 22
01-C-V-1

Type	Freq	Level	Limit	Margin	Raw	Dist	Condition	Azimuth	Height	Comment	AF	CL	PA
	(Hz)	(dBuV/m)	(dBuV/m)	(dB)	(dBuV)	(m)		(°)	(m)		(dB)	(dB)	(dB)
PK	20.83134G	47.87	83.54	-35.67	43.07	1	Vertical	77	1.88	-	37.90	15.87	48.97
AV	20.83296G	34.72	63.54	-28.82	29.92	1	Vertical	77	1.88	-	37.90	15.87	48.97

6.875-7.125GHz_802.11be EHT80_Nss1,(MCS0)_2TX

6945MHz_TX

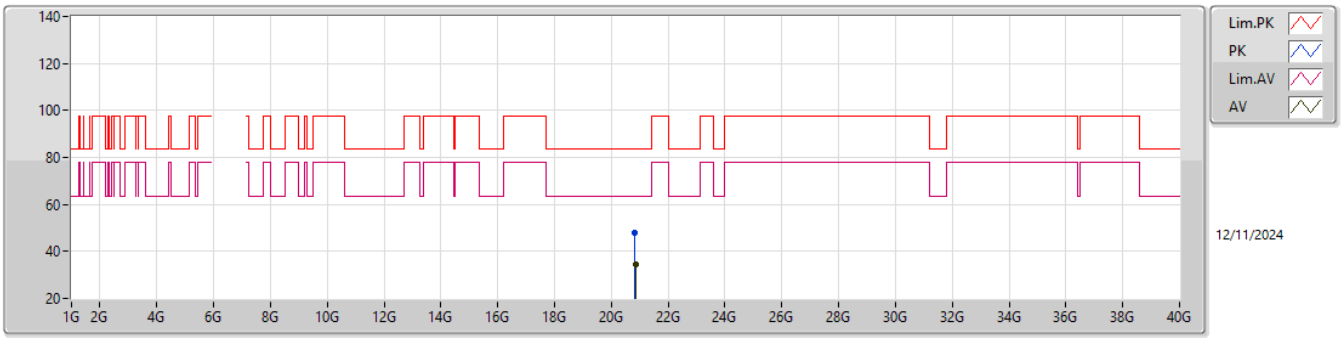

EUT Z_2TX
Setting 22
01-C-V-1

Type	Freq	Level	Limit	Margin	Raw	Dist	Condition	Azimuth	Height	Comment	AF	CL	PA
	(Hz)	(dBuV/m)	(dBuV/m)	(dB)	(dBuV)	(m)		(°)	(m)		(dB)	(dB)	(dB)
PK	20.83584G	47.97	83.54	-35.57	43.17	1	Horizontal	156	1.74	-	37.90	15.87	48.97
AV	20.84532G	34.69	63.54	-28.85	29.87	1	Horizontal	156	1.74	-	37.90	15.88	48.96

6.875-7.125GHz_802.11be EHT80_Nss1,(MCS0)_2TX

7025MHz_TX

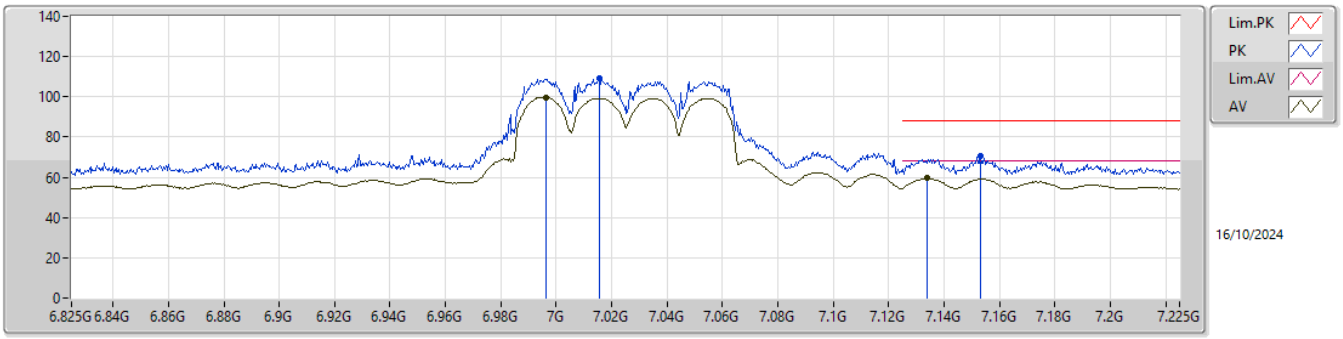

EUT X_2TX
Setting 22
01-D-J-10-10

Type	Freq	Level	Limit	Margin	Raw	Dist	Condition	Azimuth	Height	Comment	AF	CL	PA
	(Hz)	(dBuV/m)	(dBuV/m)	(dB)	(dBuV)	(m)		(°)	(m)		(dB)	(dB)	(dB)
PK	7.0154G	109.18	Inf	-Inf	97.80	3	Vertical	0	1.31	-	36.16	7.96	32.74
RMS	6.9962G	99.75	Inf	-Inf	88.46	3	Vertical	0	1.31	-	36.08	7.96	32.75
PK	7.153G	70.33	88.20	-17.87	58.27	3	Vertical	0	1.31	-	36.81	7.94	32.69
RMS	7.1338G	59.45	68.20	-8.75	47.50	3	Vertical	0	1.31	-	36.70	7.95	32.70

6.875-7.125GHz_802.11be EHT80_Nss1,(MCS0)_2TX

7025MHz_TX

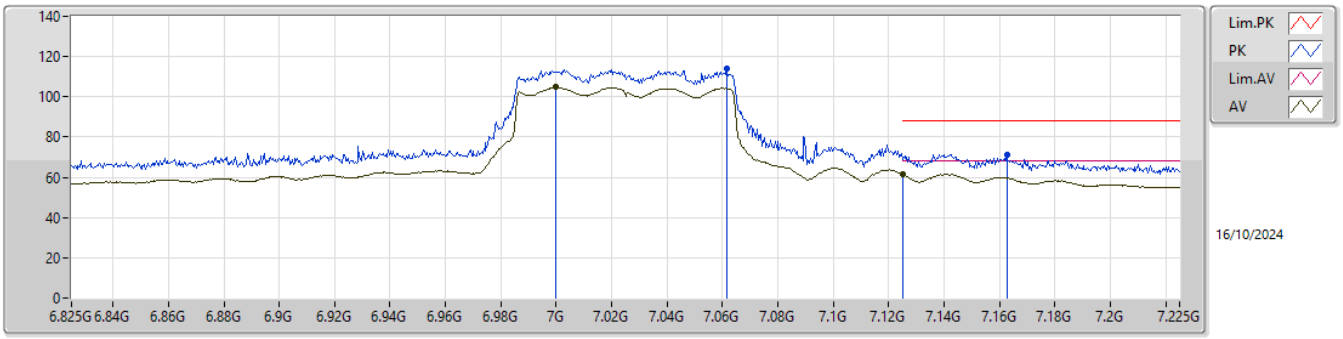

EUT X_2TX
Setting 22
01-D-J-10-10

Type	Freq	Level	Limit	Margin	Raw	Dist	Condition	Azimuth	Height	Comment	AF	CL	PA
	(Hz)	(dBuV/m)	(dBuV/m)	(dB)	(dBuV)	(m)		(°)	(m)		(dB)	(dB)	(dB)
PK	7.0614G	114.03	Inf	-Inf	102.46	3	Horizontal	299	1.89	-	36.35	7.95	32.73
RMS	6.9998G	104.72	Inf	-Inf	93.41	3	Horizontal	299	1.89	-	36.10	7.96	32.75
PK	7.1626G	71.38	88.20	-16.82	59.28	3	Horizontal	299	1.89	-	36.85	7.94	32.69
RMS	7.125G	61.66	68.20	-6.54	49.76	3	Horizontal	299	1.89	-	36.65	7.95	32.70

6.875-7.125GHz_802.11be EHT80_Nss1,(MCS0)_2TX

7025MHz_TX

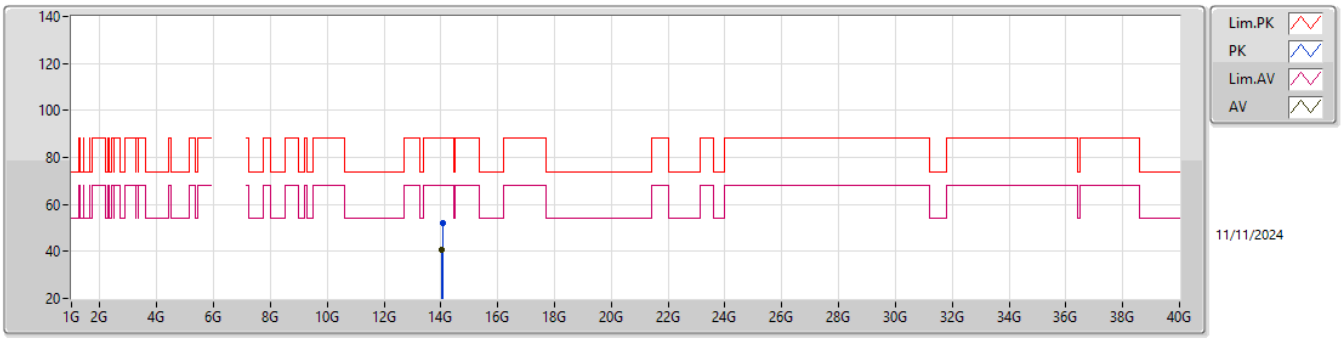

EUT Z_2TX
Setting 22
01-C-V-1

Type	Freq	Level	Limit	Margin	Raw	Dist	Condition	Azimuth	Height	Comment	AF	CL	PA
	(Hz)	(dBuV/m)	(dBuV/m)	(dB)	(dBuV)	(m)		(°)	(m)		(dB)	(dB)	(dB)
PK	14.05498G	52.07	88.20	-36.13	61.95	3	Vertical	321	1.40	-	41.00	13.46	64.34
RMS	14.04979G	40.93	68.20	-27.27	50.83	3	Vertical	321	1.40	-	41.00	13.45	64.35

6.875-7.125GHz_802.11be EHT80_Nss1,(MCS0)_2TX

7025MHz_TX

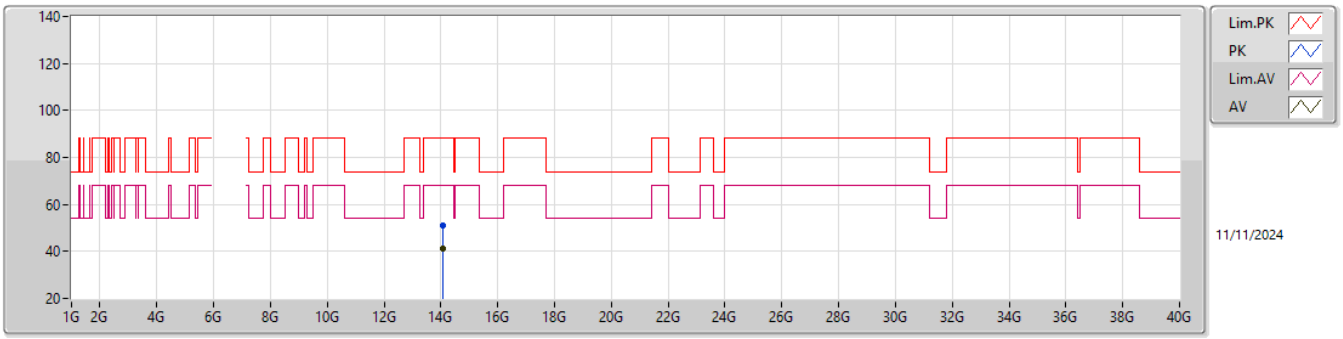

EUT Z_2TX
Setting 22
01-C-V-1

Type	Freq	Level	Limit	Margin	Raw	Dist	Condition	Azimuth	Height	Comment	AF	CL	PA
	(Hz)	(dBuV/m)	(dBuV/m)	(dB)	(dBuV)	(m)		(°)	(m)		(dB)	(dB)	(dB)
PK	14.05003G	50.81	88.20	-37.39	60.70	3	Horizontal	38	1.99	-	41.00	13.46	64.35
RMS	14.04997G	41.04	68.20	-27.16	50.94	3	Horizontal	38	1.99	-	41.00	13.45	64.35

6.875-7.125GHz_802.11be EHT80_Nss1,(MCS0)_2TX

7025MHz_TX

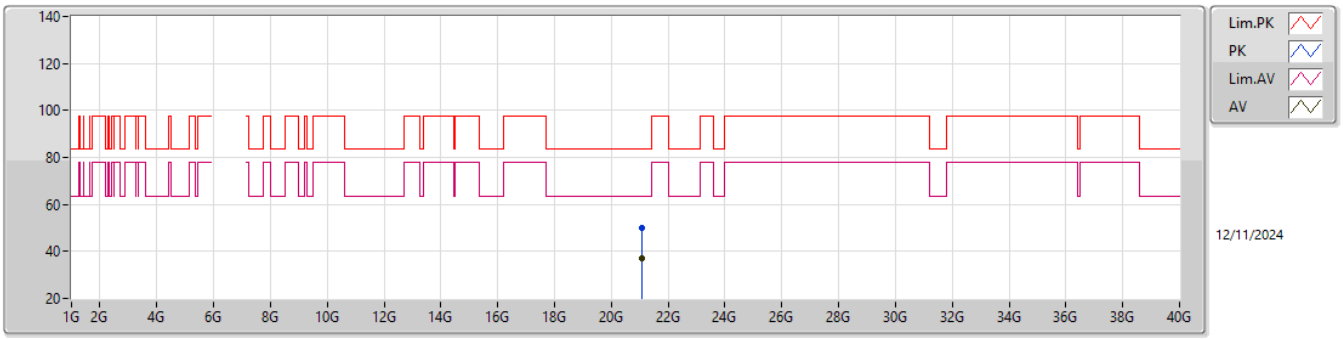

EUT Z_2TX
Setting 22
01-C-V-1

Type	Freq	Level	Limit	Margin	Raw	Dist	Condition	Azimuth	Height	Comment	AF	CL	PA
	(Hz)	(dBuV/m)	(dBuV/m)	(dB)	(dBuV)	(m)		(°)	(m)		(dB)	(dB)	(dB)
PK	21.07188G	50.16	83.54	-33.38	44.97	1	Vertical	344	1.88	-	38.00	16.06	48.87
AV	21.08502G	37.05	63.54	-26.49	31.85	1	Vertical	344	1.88	-	38.00	16.07	48.87

6.875-7.125GHz_802.11be EHT80_Nss1,(MCS0)_2TX

7025MHz_TX

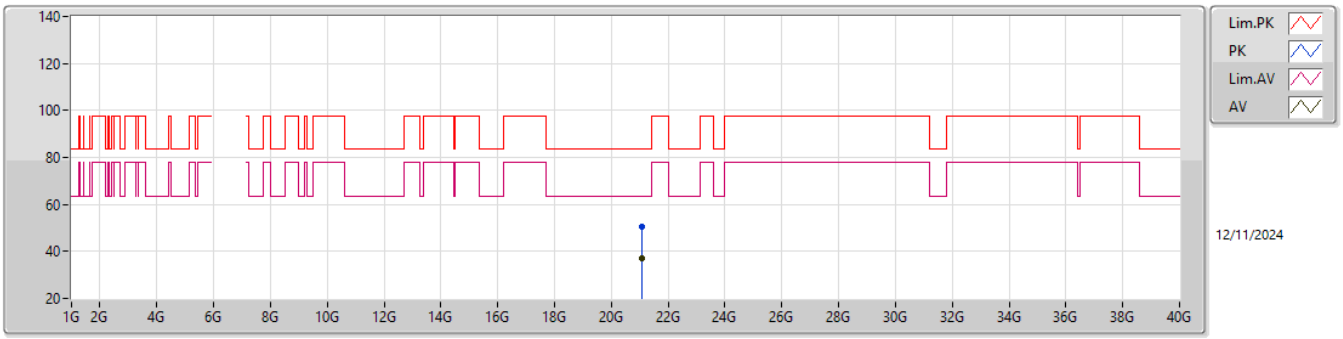

EUT Z_2TX
Setting 22
01-C-V-1

Type	Freq	Level	Limit	Margin	Raw	Dist	Condition	Azimuth	Height	Comment	AF	CL	PA
	(Hz)	(dBuV/m)	(dBuV/m)	(dB)	(dBuV)	(m)		(°)	(m)		(dB)	(dB)	(dB)
PK	21.06624G	50.36	83.54	-33.18	45.18	1	Horizontal	86	1.55	-	38.00	16.05	48.87
AV	21.0891G	37.02	63.54	-26.52	31.82	1	Horizontal	86	1.55	-	38.00	16.07	48.87

5.925-6.425GHz_802.11be EHT160_Nss1,(MCS0)_2TX

6025MHz_TX

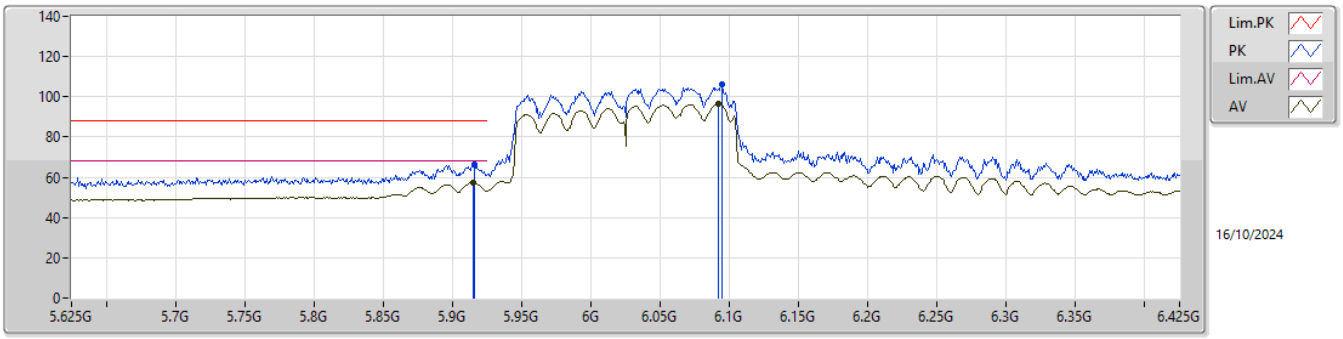

EUT X_2TX
Setting 22
01-D-J-10-10

Type	Freq	Level	Limit	Margin	Raw	Dist	Condition	Azimuth	Height	Comment	AF	CL	PA
	(Hz)	(dBuV/m)	(dBuV/m)	(dB)	(dBuV)	(m)		(°)	(m)		(dB)	(dB)	(dB)
PK	5.9162G	66.19	88.20	-22.01	57.09	3	Vertical	28	1.38	-	34.10	7.44	32.44
RMS	5.9146G	57.37	68.20	-10.83	48.27	3	Vertical	28	1.38	-	34.10	7.44	32.44
PK	6.0946G	106.28	Inf	-Inf	97.06	3	Vertical	28	1.38	-	34.11	7.54	32.43
RMS	6.0922G	96.81	Inf	-Inf	87.58	3	Vertical	28	1.38	-	34.12	7.54	32.43

5.925-6.425GHz_802.11be EHT160_Nss1,(MCS0)_2TX

6025MHz_TX

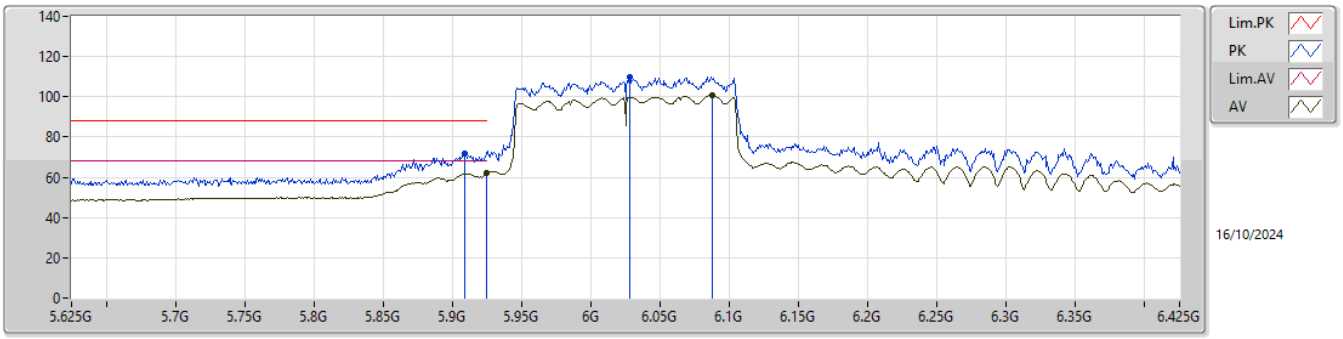

EUT X_2TX
Setting 22
01-D-J-10-10

Type	Freq	Level	Limit	Margin	Raw	Dist	Condition	Azimuth	Height	Comment	AF	CL	PA
	(Hz)	(dBuV/m)	(dBuV/m)	(dB)	(dBuV)	(m)		(°)	(m)		(dB)	(dB)	(dB)
PK	5.909G	71.78	88.20	-16.42	62.69	3	Horizontal	85	1.19	-	34.10	7.43	32.44
RMS	5.925G	61.89	68.20	-6.31	52.79	3	Horizontal	85	1.19	-	34.10	7.44	32.44
PK	6.0282G	109.83	Inf	-Inf	100.60	3	Horizontal	85	1.19	-	34.16	7.51	32.44
RMS	6.0874G	100.97	Inf	-Inf	91.73	3	Horizontal	85	1.19	-	34.13	7.54	32.43

5.925-6.425GHz_802.11be EHT160_Nss1,(MCS0)_2TX

6025MHz_TX

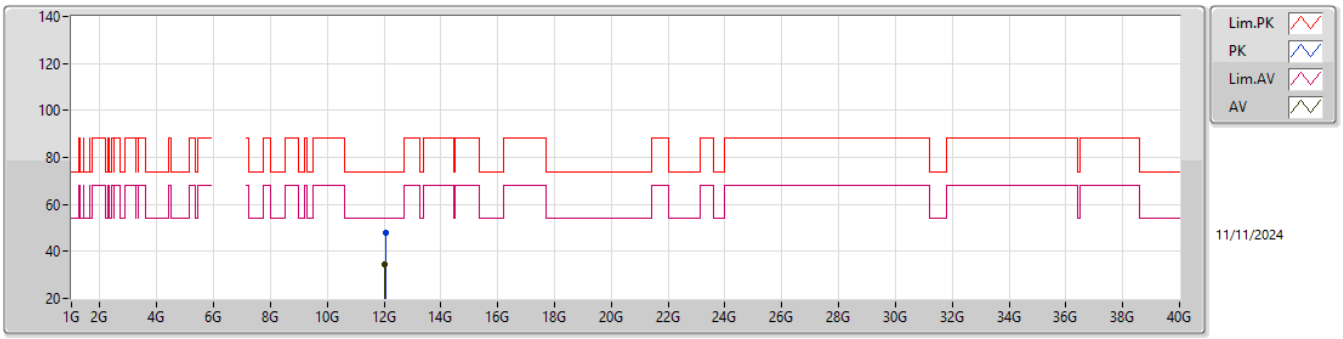

EUT Z_2TX
Setting 22
01-C-V-1

Type	Freq	Level	Limit	Margin	Raw	Dist	Condition	Azimuth	Height	Comment	AF	CL	PA
	(Hz)	(dBuV/m)	(dBuV/m)	(dB)	(dBuV)	(m)		(°)	(m)		(dB)	(dB)	(dB)
PK	12.0632G	47.82	74.00	-26.18	62.48	3	Vertical	173	1.39	-	38.63	12.39	65.68
AV	12.03692G	34.52	54.00	-19.48	49.22	3	Vertical	173	1.39	-	38.63	12.38	65.71

5.925-6.425GHz_802.11be EHT160_Nss1,(MCS0)_2TX

6025MHz_TX

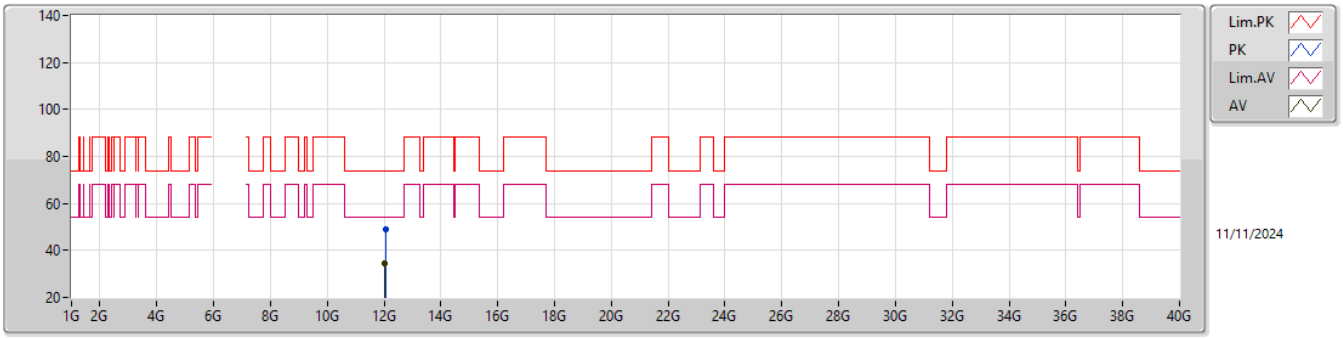

EUT Z_2TX
Setting 22
01-C-V-1

Type	Freq	Level	Limit	Margin	Raw	Dist	Condition	Azimuth	Height	Comment	AF	CL	PA
	(Hz)	(dBuV/m)	(dBuV/m)	(dB)	(dBuV)	(m)		(°)	(m)		(dB)	(dB)	(dB)
PK	12.06041G	48.92	74.00	-25.08	63.60	3	Horizontal	1	1.92	-	38.62	12.39	65.69
AV	12.03668G	34.69	54.00	-19.31	49.39	3	Horizontal	1	1.92	-	38.63	12.38	65.71

5.925-6.425GHz_802.11be EHT160_Nss1,(MCS0)_2TX

6025MHz_TX

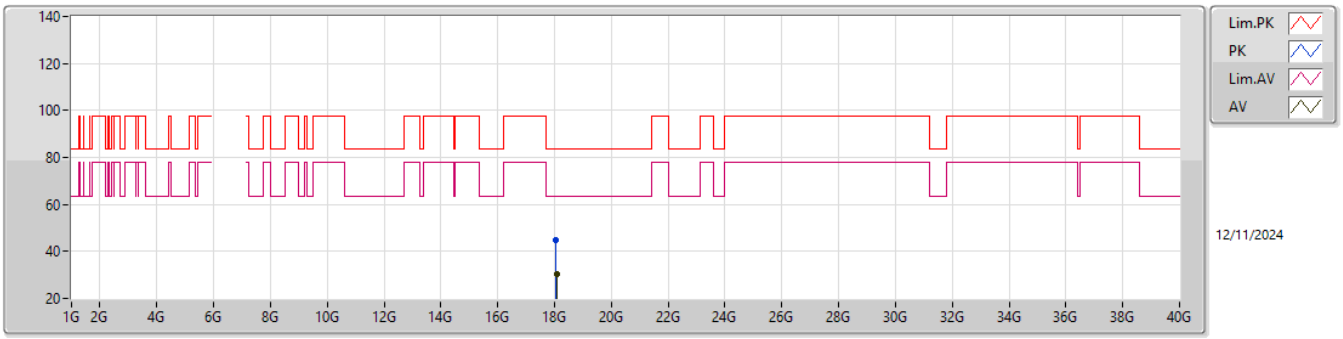

EUT Z_2TX
Setting 22
01-C-V-1

Type	Freq	Level	Limit	Margin	Raw	Dist	Condition	Azimuth	Height	Comment	AF	CL	PA
	(Hz)	(dBuV/m)	(dBuV/m)	(dB)	(dBuV)	(m)		(°)	(m)		(dB)	(dB)	(dB)
PK	18.06132G	44.64	83.54	-38.90	41.34	1	Vertical	83	1.75	-	37.47	15.30	49.47
AV	18.08982G	30.20	63.54	-33.34	26.74	1	Vertical	83	1.75	-	37.64	15.30	49.48

5.925-6.425GHz_802.11be EHT160_Nss1,(MCS0)_2TX

6025MHz_TX

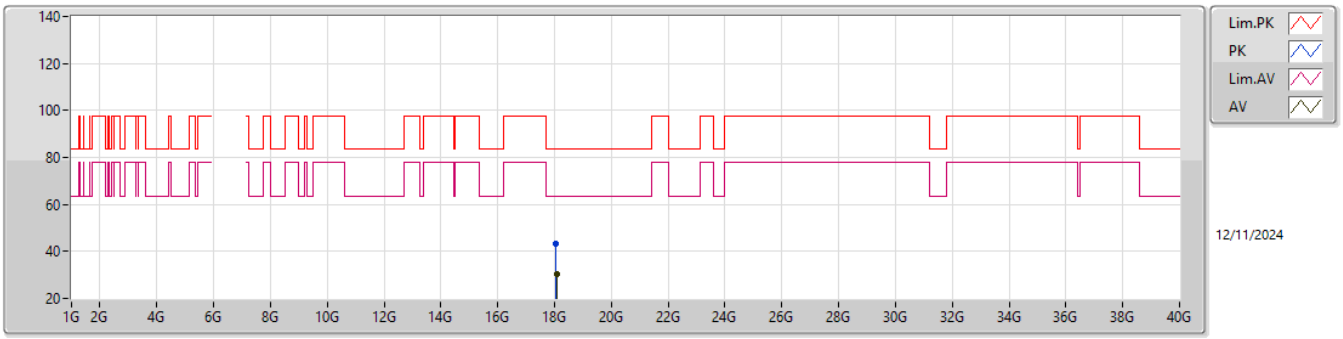

EUT Z_2TX
Setting 22
01-C-V-1

Type	Freq	Level	Limit	Margin	Raw	Dist	Condition	Azimuth	Height	Comment	AF	CL	PA
	(Hz)	(dBuV/m)	(dBuV/m)	(dB)	(dBuV)	(m)		(°)	(m)		(dB)	(dB)	(dB)
PK	18.06294G	43.21	83.54	-40.33	39.90	1	Horizontal	353	1.98	-	37.48	15.30	49.47
AV	18.08586G	30.33	63.54	-33.21	26.89	1	Horizontal	353	1.98	-	37.62	15.30	49.48

5.925-6.425GHz_802.11be EHT160_Nss1,(MCS0)_2TX

6185MHz_TX

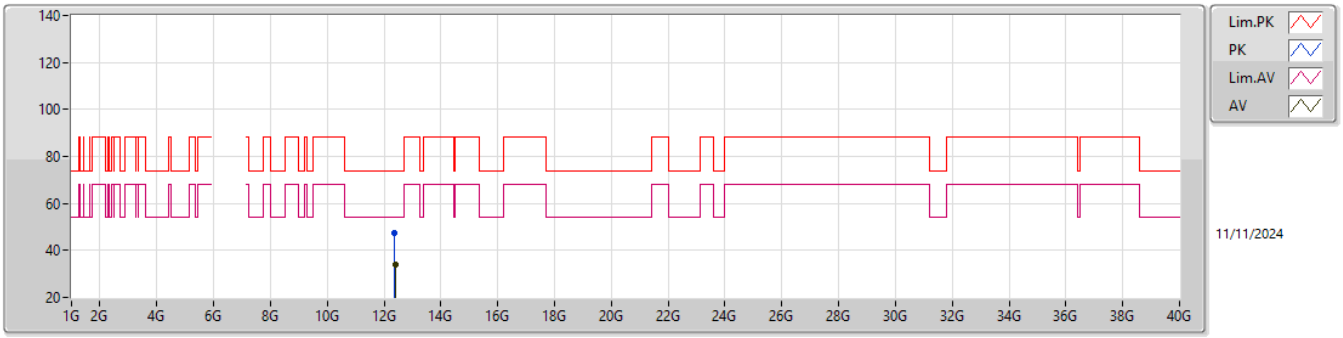

EUT Z_2TX
Setting 22
01-C-V-1

Type	Freq	Level	Limit	Margin	Raw	Dist	Condition	Azimuth	Height	Comment	AF	CL	PA
	(Hz)	(dBuV/m)	(dBuV/m)	(dB)	(dBuV)	(m)		(°)	(m)		(dB)	(dB)	(dB)
PK	12.3616G	47.48	74.00	-26.52	61.81	3	Vertical	302	1.74	-	38.52	12.56	65.41
AV	12.38398G	34.22	54.00	-19.78	48.47	3	Vertical	302	1.74	-	38.57	12.57	65.39

5.925-6.425GHz_802.11be EHT160_Nss1,(MCS0)_2TX

6185MHz_TX

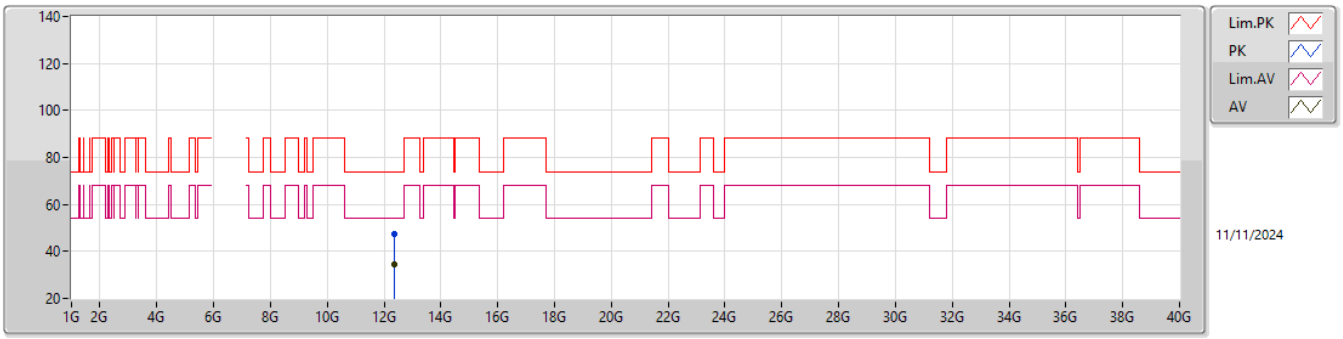

EUT Z_2TX
Setting 22
01-C-V-1

Type	Freq	Level	Limit	Margin	Raw	Dist	Condition	Azimuth	Height	Comment	AF	CL	PA
	(Hz)	(dBuV/m)	(dBuV/m)	(dB)	(dBuV)	(m)		(°)	(m)		(dB)	(dB)	(dB)
PK	12.3613G	47.44	74.00	-26.56	61.77	3	Horizontal	3	1.47	-	38.52	12.56	65.41
AV	12.364G	34.23	54.00	-19.77	48.55	3	Horizontal	3	1.47	-	38.53	12.56	65.41

5.925-6.425GHz_802.11be EHT160_Nss1,(MCS0)_2TX

6185MHz_TX

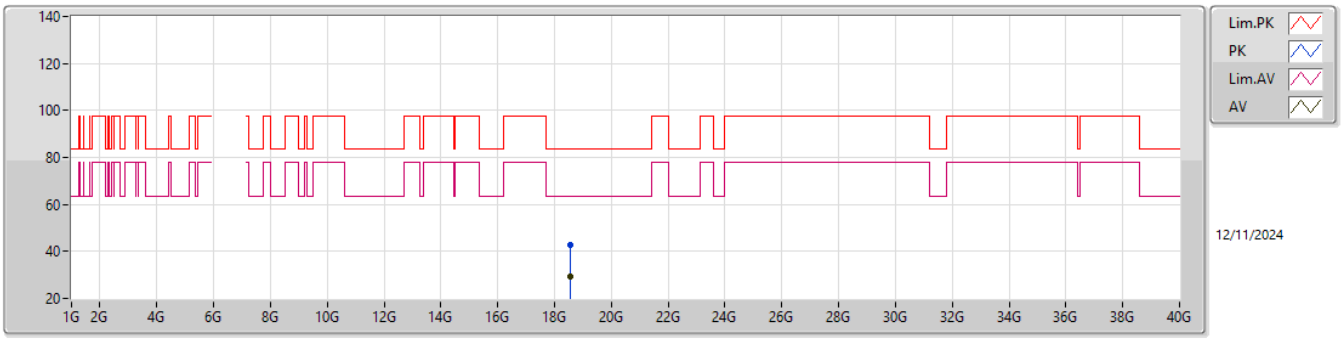

EUT Z_2TX
Setting 22
01-C-V-1

Type	Freq	Level	Limit	Margin	Raw	Dist	Condition	Azimuth	Height	Comment	AF	CL	PA
	(Hz)	(dBuV/m)	(dBuV/m)	(dB)	(dBuV)	(m)		(°)	(m)		(dB)	(dB)	(dB)
PK	18.5574G	42.97	83.54	-40.57	39.54	1	Vertical	287	1.58	-	37.80	15.27	49.64
AV	18.56898G	29.55	63.54	-33.99	26.11	1	Vertical	287	1.58	-	37.80	15.27	49.63

5.925-6.425GHz_802.11be EHT160_Nss1,(MCS0)_2TX

6185MHz_TX

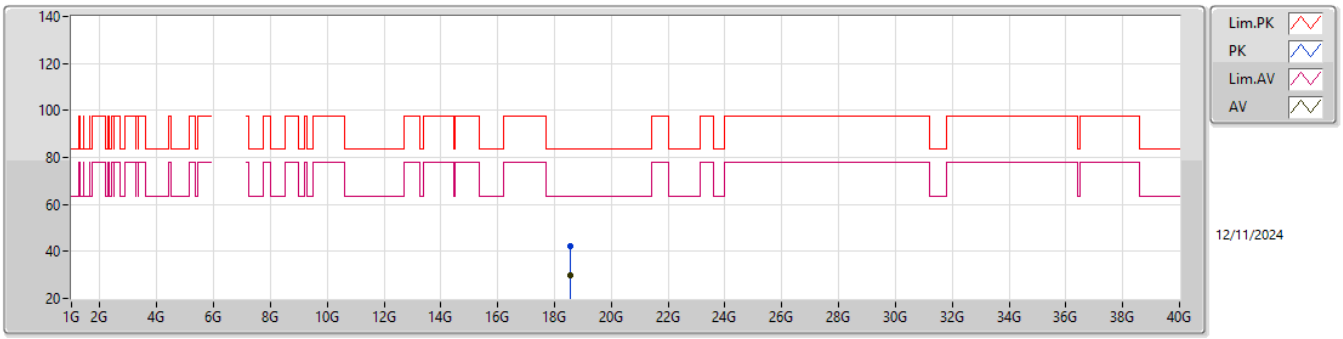

EUT Z_2TX
Setting 22
01-C-V-1

Type	Freq	Level	Limit	Margin	Raw	Dist	Condition	Azimuth	Height	Comment	AF	CL	PA
	(Hz)	(dBuV/m)	(dBuV/m)	(dB)	(dBuV)	(m)		(°)	(m)		(dB)	(dB)	(dB)
PK	18.54174G	42.38	83.54	-41.16	38.96	1	Horizontal	41	1.97	-	37.80	15.27	49.65
AV	18.55296G	29.59	63.54	-33.95	26.16	1	Horizontal	41	1.97	-	37.80	15.27	49.64

5.925-6.425GHz_802.11be EHT160_Nss1,(MCS0)_2TX

6345MHz_TX

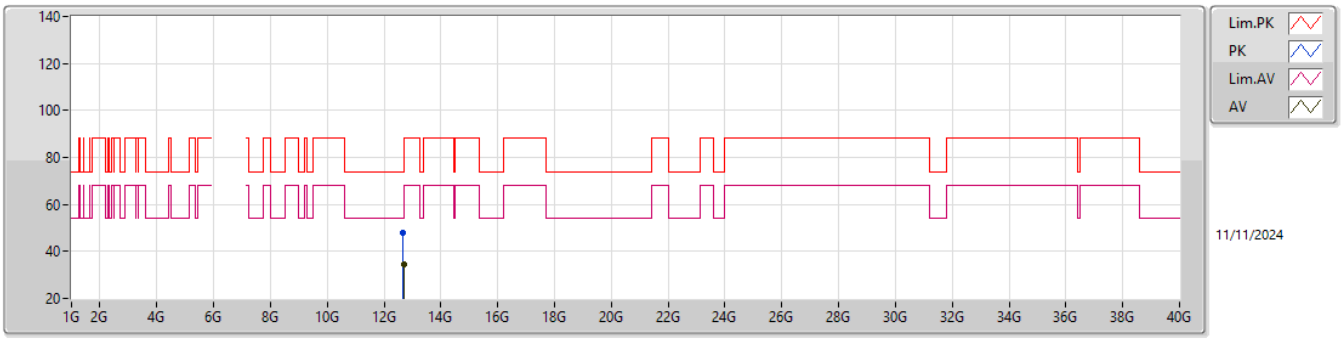

EUT Z_2TX
Setting 22
01-C-V-1

Type	Freq	Level	Limit	Margin	Raw	Dist	Condition	Azimuth	Height	Comment	AF	CL	PA
	(Hz)	(dBuV/m)	(dBuV/m)	(dB)	(dBuV)	(m)		(°)	(m)		(dB)	(dB)	(dB)
PK	12.67956G	47.79	74.00	-26.21	61.27	3	Vertical	264	1.85	-	39.06	12.73	65.27
AV	12.68988G	34.54	54.00	-19.46	47.99	3	Vertical	264	1.85	-	39.08	12.74	65.27

5.925-6.425GHz_802.11be EHT160_Nss1,(MCS0)_2TX

6345MHz_TX

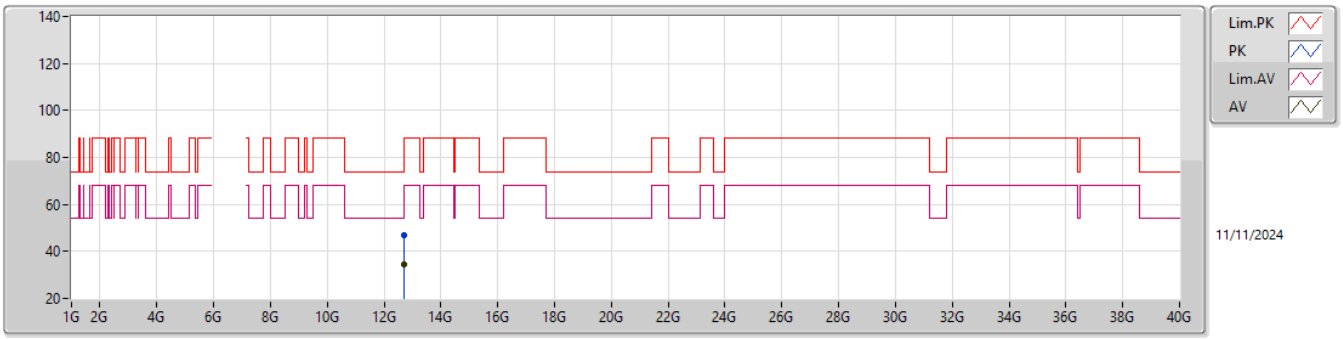

EUT Z_2TX
Setting 22
01-C-V-1

Type	Freq	Level	Limit	Margin	Raw	Dist	Condition	Azimuth	Height	Comment	AF	CL	PA
	(Hz)	(dBuV/m)	(dBuV/m)	(dB)	(dBuV)	(m)		(°)	(m)		(dB)	(dB)	(dB)
PK	12.68862G	47.03	74.00	-26.97	60.48	3	Horizontal	349	1.93	-	39.08	12.74	65.27
AV	12.68967G	34.48	54.00	-19.52	47.93	3	Horizontal	349	1.93	-	39.08	12.74	65.27

5.925-6.425GHz_802.11be EHT160_Nss1,(MCS0)_2TX

6345MHz_TX

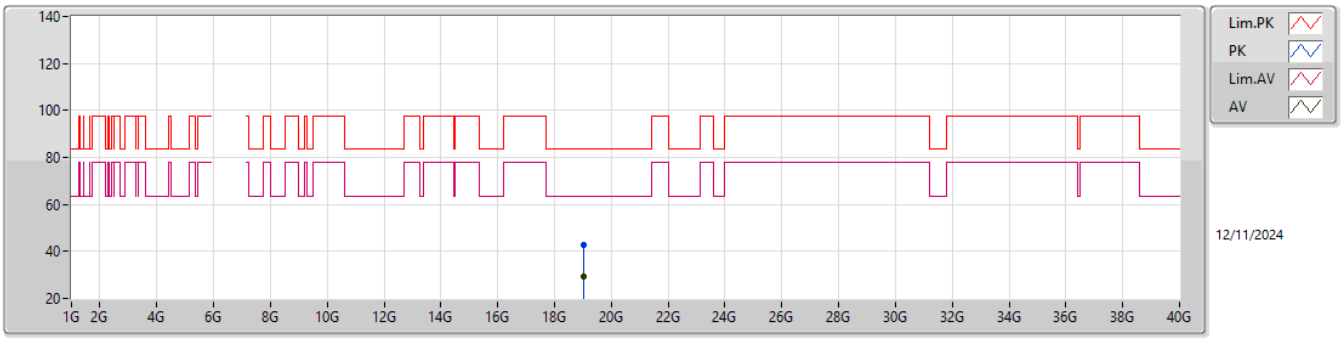

EUT Z_2TX
Setting 22
01-C-V-1

Type	Freq	Level	Limit	Margin	Raw	Dist	Condition	Azimuth	Height	Comment	AF	CL	PA
	(Hz)	(dBuV/m)	(dBuV/m)	(dB)	(dBuV)	(m)		(°)	(m)		(dB)	(dB)	(dB)
PK	19.02612G	42.98	83.54	-40.56	39.14	1	Vertical	331	1.99	-	37.95	15.25	49.36
AV	19.02096G	29.40	63.54	-34.14	25.54	1	Vertical	331	1.99	-	37.96	15.25	49.35

5.925-6.425GHz_802.11be EHT160_Nss1,(MCS0)_2TX

6345MHz_TX

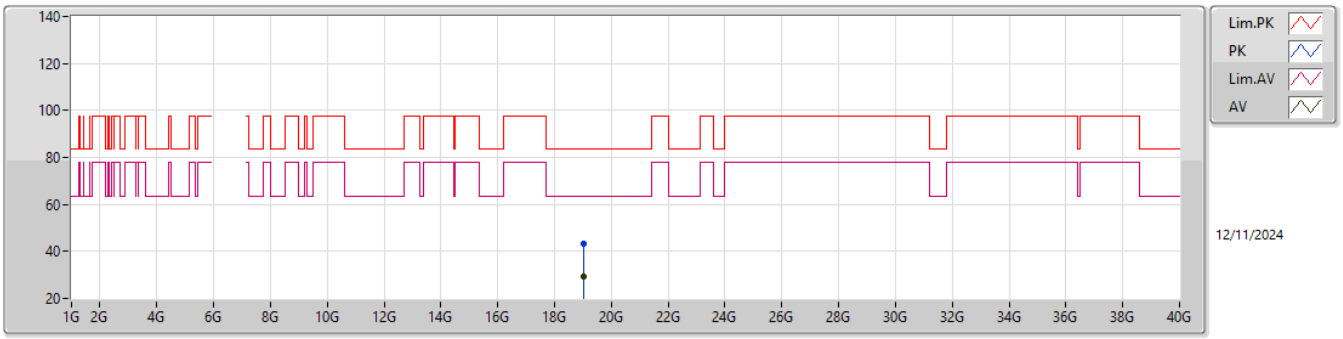

EUT Z_2TX
Setting 22
01-C-V-1

Type	Freq	Level	Limit	Margin	Raw	Dist	Condition	Azimuth	Height	Comment	AF	CL	PA
	(Hz)	(dBuV/m)	(dBuV/m)	(dB)	(dBuV)	(m)		(°)	(m)		(dB)	(dB)	(dB)
PK	19.04496G	43.06	83.54	-40.48	39.27	1	Horizontal	48	1.89	-	37.91	15.25	49.37
AV	19.0227G	29.19	63.54	-34.35	25.35	1	Horizontal	48	1.89	-	37.95	15.25	49.36

6.425-6.525GHz_802.11be EHT160_Nss1,(MCS0)_2TX

6505MHz_TX

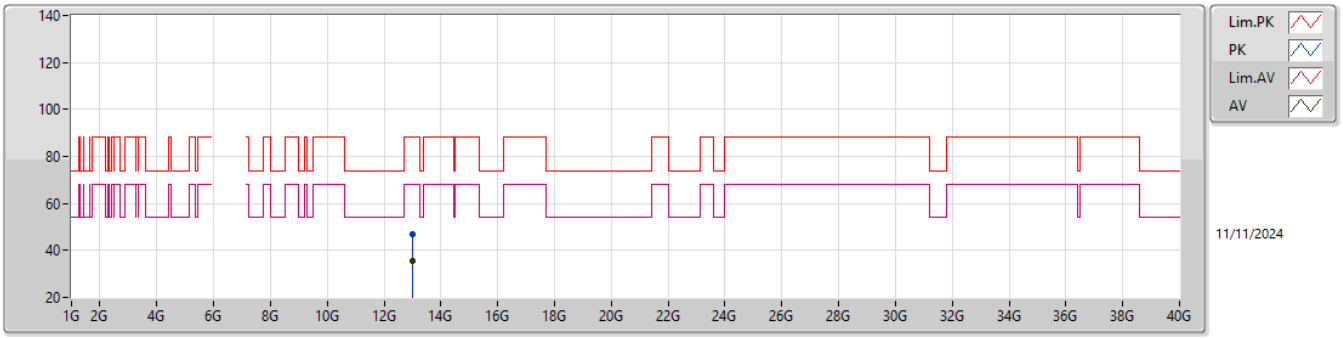

EUT Z_2TX
Setting 22
01-C-V-1

Type	Freq	Level	Limit	Margin	Raw	Dist	Condition	Azimuth	Height	Comment	AF	CL	PA
	(Hz)	(dBuV/m)	(dBuV/m)	(dB)	(dBuV)	(m)		(°)	(m)		(dB)	(dB)	(dB)
PK	13.00964G	47.12	88.20	-41.08	59.82	3	Vertical	281	1.94	-	39.60	12.91	65.21
RMS	13.00994G	35.77	68.20	-32.43	48.47	3	Vertical	281	1.94	-	39.60	12.91	65.21

6.425-6.525GHz_802.11be EHT160_Nss1,(MCS0)_2TX

6505MHz_TX

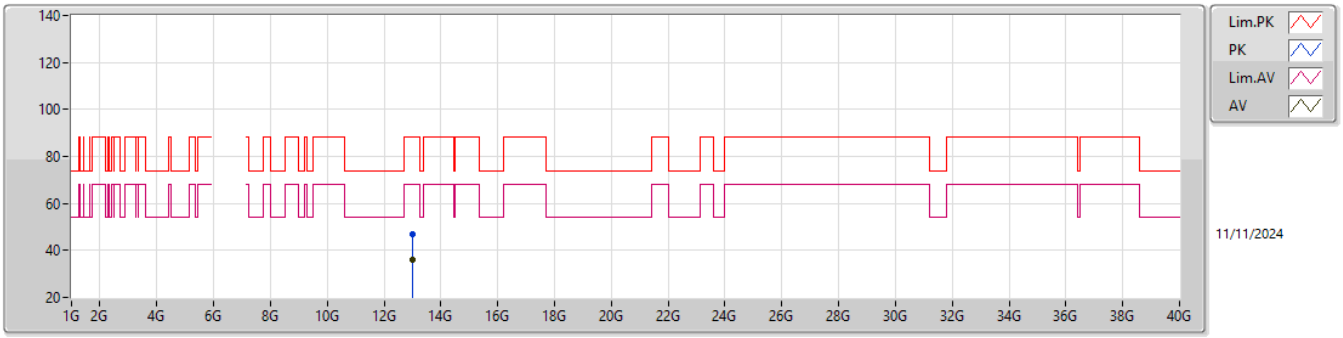

EUT Z_2TX
Setting 22
01-C-V-1

Type	Freq	Level	Limit	Margin	Raw	Dist	Condition	Azimuth	Height	Comment	AF	CL	PA
	(Hz)	(dBuV/m)	(dBuV/m)	(dB)	(dBuV)	(m)		(°)	(m)		(dB)	(dB)	(dB)
PK	12.99524G	46.96	88.20	-41.24	59.70	3	Horizontal	273	1.36	-	39.59	12.90	65.23
RMS	13.00991G	35.84	68.20	-32.36	48.54	3	Horizontal	273	1.36	-	39.60	12.91	65.21

6.425-6.525GHz_802.11be EHT160_Nss1,(MCS0)_2TX

6505MHz_TX

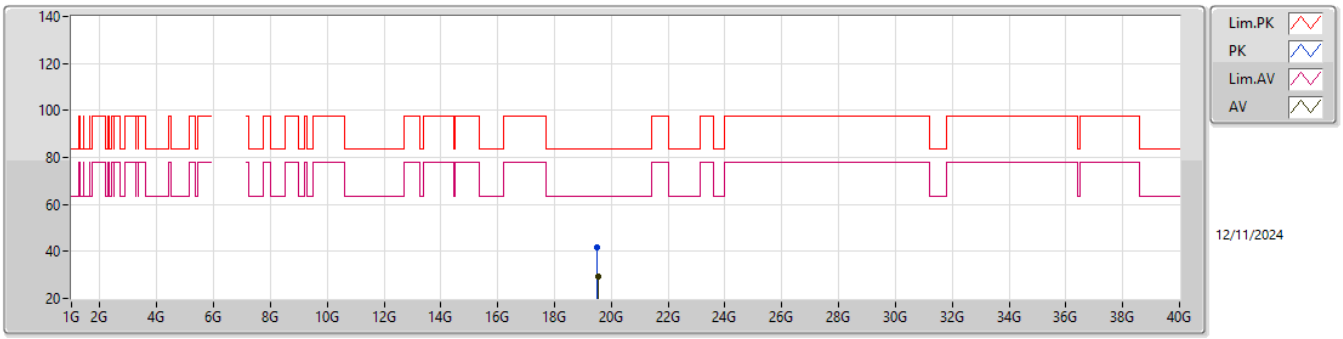

EUT Z_2TX
Setting 22
01-C-V-1

Type	Freq	Level	Limit	Margin	Raw	Dist	Condition	Azimuth	Height	Comment	AF	CL	PA
	(Hz)	(dBuV/m)	(dBuV/m)	(dB)	(dBuV)	(m)		(°)	(m)		(dB)	(dB)	(dB)
PK	19.503G	41.83	83.54	-41.71	38.50	1	Vertical	175	1.67	-	37.79	15.22	49.68
AV	19.52844G	29.26	63.54	-34.28	25.96	1	Vertical	175	1.67	-	37.74	15.22	49.66

6.425-6.525GHz_802.11be EHT160_Nss1,(MCS0)_2TX

6505MHz_TX

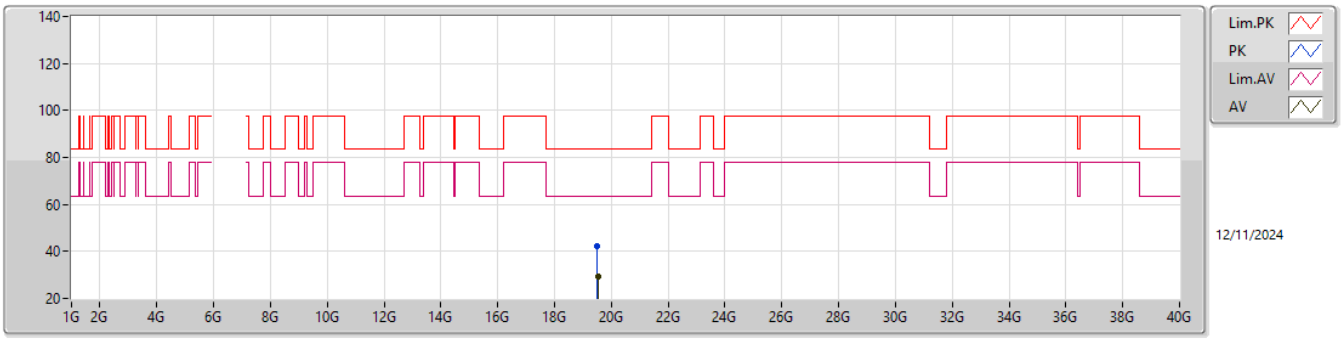

EUT Z_2TX
Setting 22
01-C-V-1

Type	Freq	Level	Limit	Margin	Raw	Dist	Condition	Azimuth	Height	Comment	AF	CL	PA
	(Hz)	(dBuV/m)	(dBuV/m)	(dB)	(dBuV)	(m)		(°)	(m)		(dB)	(dB)	(dB)
PK	19.50132G	42.48	83.54	-41.06	39.14	1	Horizontal	119	1.56	-	37.80	15.22	49.68
AV	19.5213G	29.29	63.54	-34.25	25.97	1	Horizontal	119	1.56	-	37.76	15.22	49.66

6.525-6.875GHz_802.11be EHT160_Nss1,(MCS0)_2TX

6665MHz_TX

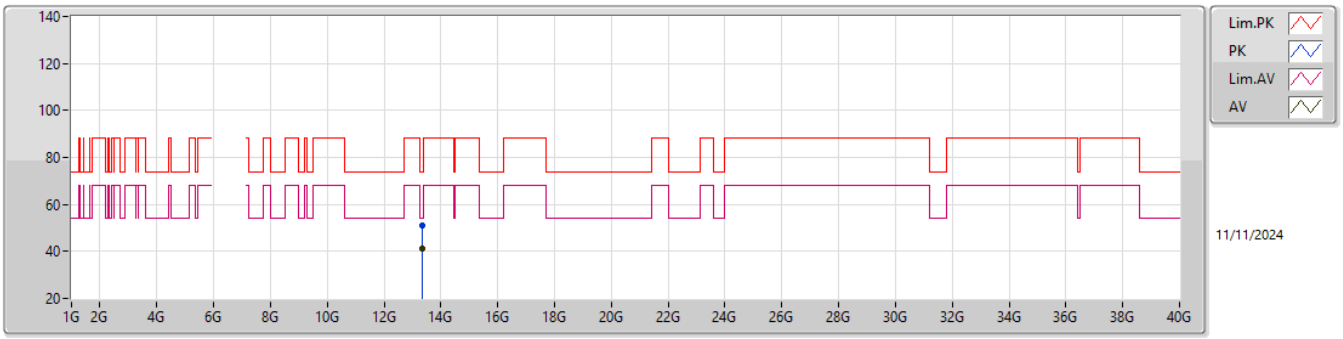

EUT Z_2TX
Setting 22
01-C-V-1

Type	Freq	Level	Limit	Margin	Raw	Dist	Condition	Azimuth	Height	Comment	AF	CL	PA
	(Hz)	(dBuV/m)	(dBuV/m)	(dB)	(dBuV)	(m)		(°)	(m)		(dB)	(dB)	(dB)
PK	13.33003G	51.11	74.00	-22.89	62.46	3	Vertical	35	1.84	-	40.16	13.08	64.59
AV	13.32997G	41.19	54.00	-12.81	52.54	3	Vertical	35	1.84	-	40.16	13.08	64.59

6.525-6.875GHz_802.11be EHT160_Nss1,(MCS0)_2TX

6665MHz_TX

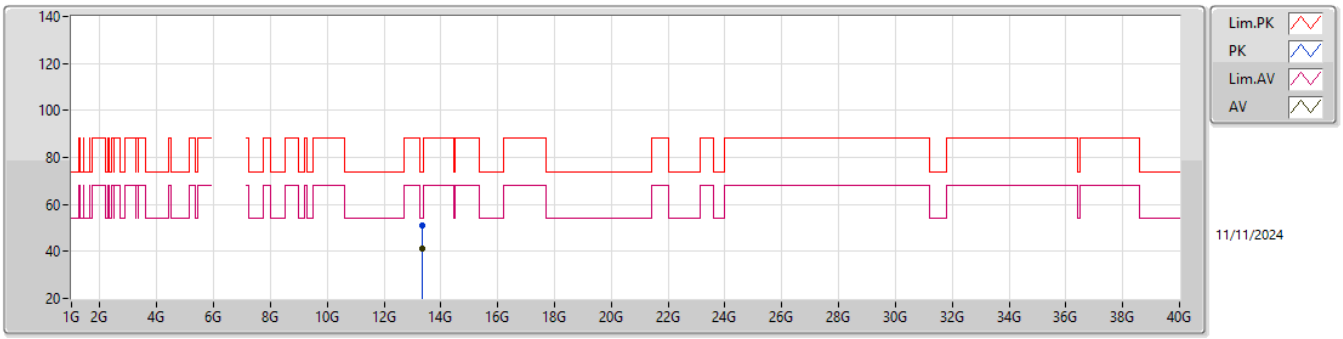

EUT Z_2TX
Setting 22
01-C-V-1

Type	Freq	Level	Limit	Margin	Raw	Dist	Condition	Azimuth	Height	Comment	AF	CL	PA
	(Hz)	(dBuV/m)	(dBuV/m)	(dB)	(dBuV)	(m)		(°)	(m)		(dB)	(dB)	(dB)
PK	13.32994G	50.85	74.00	-23.15	62.20	3	Horizontal	241	1.49	-	40.16	13.08	64.59
AV	13.32988G	41.14	54.00	-12.86	52.49	3	Horizontal	241	1.49	-	40.16	13.08	64.59

6.525-6.875GHz_802.11be EHT160_Nss1,(MCS0)_2TX

6665MHz_TX

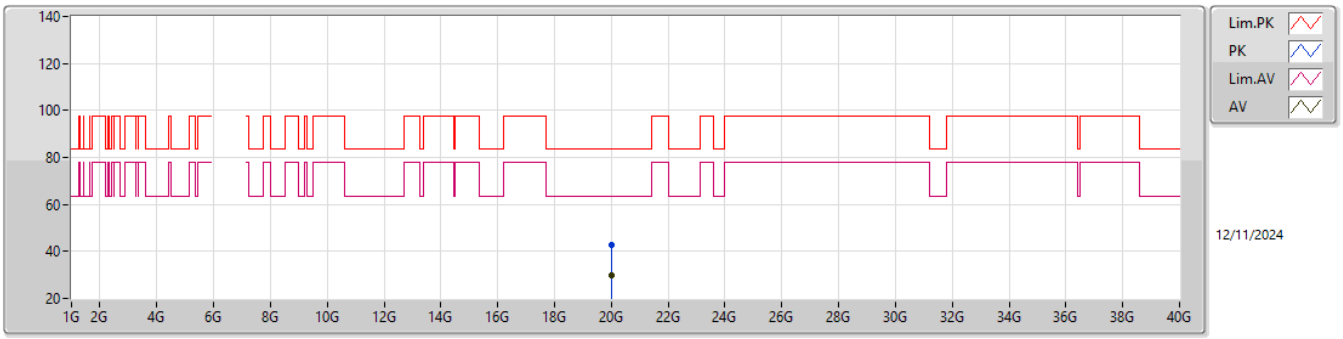

EUT Z_2TX
Setting 22
01-C-V-1

Type	Freq	Level	Limit	Margin	Raw	Dist	Condition	Azimuth	Height	Comment	AF	CL	PA
	(Hz)	(dBuV/m)	(dBuV/m)	(dB)	(dBuV)	(m)		(°)	(m)		(dB)	(dB)	(dB)
PK	19.99842G	42.72	83.54	-40.82	39.09	1	Vertical	348	1.46	-	37.70	15.20	49.27
AV	20.00484G	29.80	63.54	-33.74	26.16	1	Vertical	348	1.46	-	37.71	15.20	49.27

6.525-6.875GHz_802.11be EHT160_Nss1,(MCS0)_2TX

6665MHz_TX

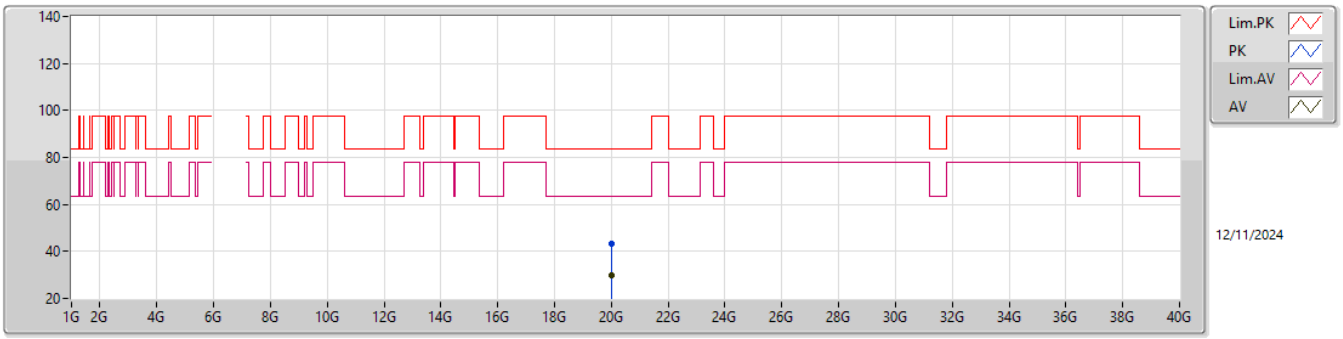

EUT Z_2TX
Setting 22
01-C-V-1

Type	Freq	Level	Limit	Margin	Raw	Dist	Condition	Azimuth	Height	Comment	AF	CL	PA
	(Hz)	(dBuV/m)	(dBuV/m)	(dB)	(dBuV)	(m)		(°)	(m)		(dB)	(dB)	(dB)
PK	20.00622G	43.04	83.54	-40.50	39.40	1	Horizontal	306	1.61	-	37.71	15.20	49.27
AV	19.99884G	29.83	63.54	-33.71	26.20	1	Horizontal	306	1.61	-	37.70	15.20	49.27

6.525-6.875GHz_802.11be EHT160_Nss1,(MCS0)_2TX

6825MHz_TX

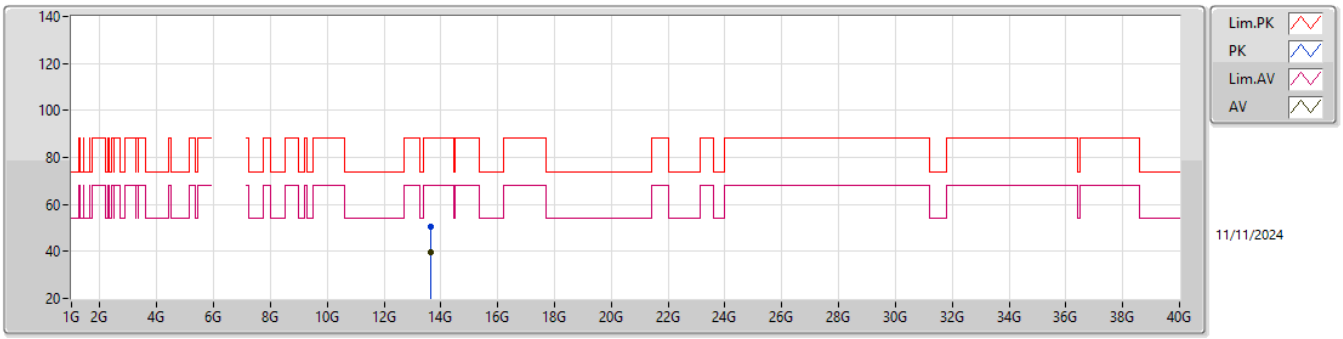

EUT Z_2TX
Setting 22
01-C-V-1

Type	Freq	Level	Limit	Margin	Raw	Dist	Condition	Azimuth	Height	Comment	AF	CL	PA
	(Hz)	(dBuV/m)	(dBuV/m)	(dB)	(dBuV)	(m)		(°)	(m)		(dB)	(dB)	(dB)
PK	13.64997G	50.70	88.20	-37.50	61.46	3	Vertical	218	1.86	-	40.30	13.26	64.32
RMS	13.64985G	39.74	68.20	-28.46	50.50	3	Vertical	218	1.86	-	40.30	13.26	64.32

6.525-6.875GHz_802.11be EHT160_Nss1,(MCS0)_2TX

6825MHz_TX

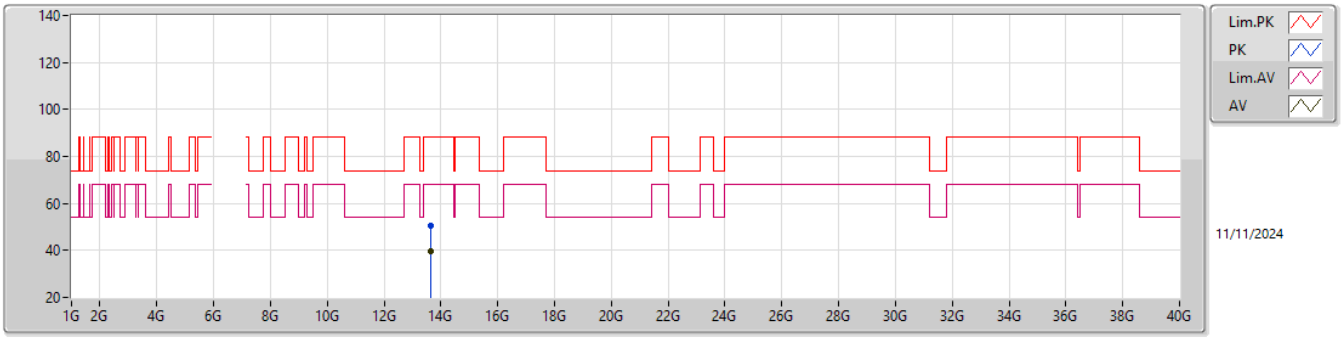

EUT Z_2TX
Setting 22
01-C-V-1

Type	Freq	Level	Limit	Margin	Raw	Dist	Condition	Azimuth	Height	Comment	AF	CL	PA
	(Hz)	(dBuV/m)	(dBuV/m)	(dB)	(dBuV)	(m)		(°)	(m)		(dB)	(dB)	(dB)
PK	13.64982G	50.62	88.20	-37.58	61.38	3	Horizontal	228	1.67	-	40.30	13.26	64.32
RMS	13.64991G	39.80	68.20	-28.40	50.56	3	Horizontal	228	1.67	-	40.30	13.26	64.32

6.525-6.875GHz_802.11be EHT160_Nss1,(MCS0)_2TX

6825MHz_TX

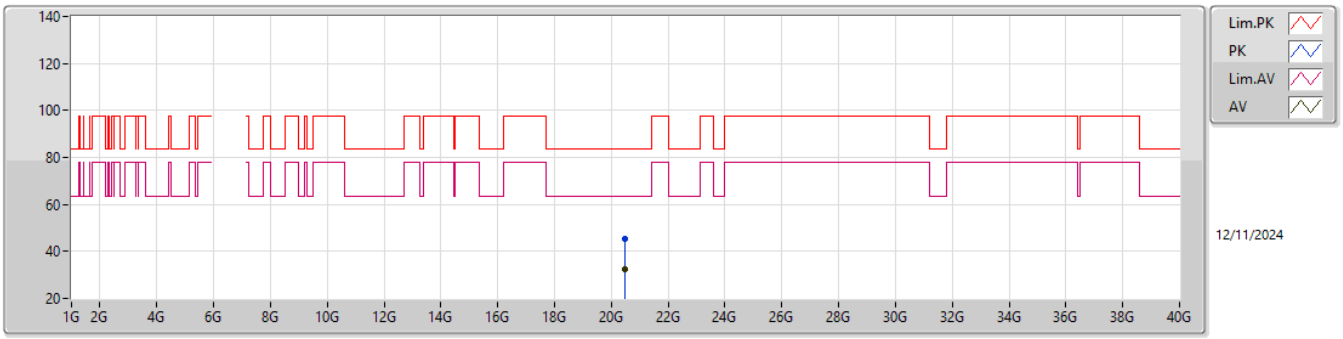

EUT Z_2TX
Setting 22
01-C-V-1

Type	Freq	Level	Limit	Margin	Raw	Dist	Condition	Azimuth	Height	Comment	AF	CL	PA
	(Hz)	(dBuV/m)	(dBuV/m)	(dB)	(dBuV)	(m)		(°)	(m)		(dB)	(dB)	(dB)
PK	20.466G	45.41	83.54	-38.13	41.09	1	Vertical	251	1.60	-	37.90	15.57	49.15
AV	20.4894G	32.56	63.54	-30.98	28.21	1	Vertical	251	1.60	-	37.90	15.59	49.14

6.525-6.875GHz_802.11be EHT160_Nss1,(MCS0)_2TX

6825MHz_TX

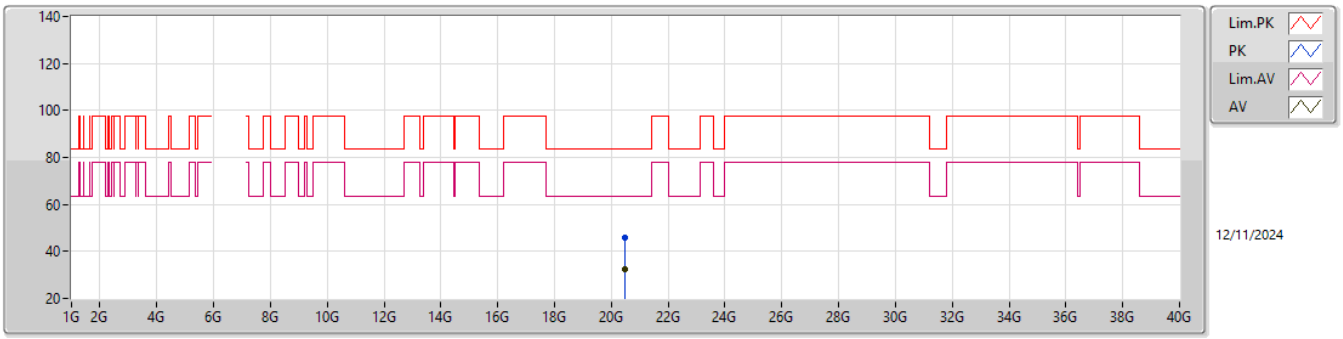

EUT Z_2TX
Setting 22
01-C-V-1

Type	Freq	Level	Limit	Margin	Raw	Dist	Condition	Azimuth	Height	Comment	AF	CL	PA
	(Hz)	(dBuV/m)	(dBuV/m)	(dB)	(dBuV)	(m)		(°)	(m)		(dB)	(dB)	(dB)
PK	20.4897G	45.83	83.54	-37.71	41.48	1	Horizontal	84	1.63	-	37.90	15.59	49.14
AV	20.46468G	32.49	63.54	-31.05	28.17	1	Horizontal	84	1.63	-	37.90	15.57	49.15

6.875-7.125GHz_802.11be EHT160_Nss1,(MCS0)_2TX

6985MHz_TX

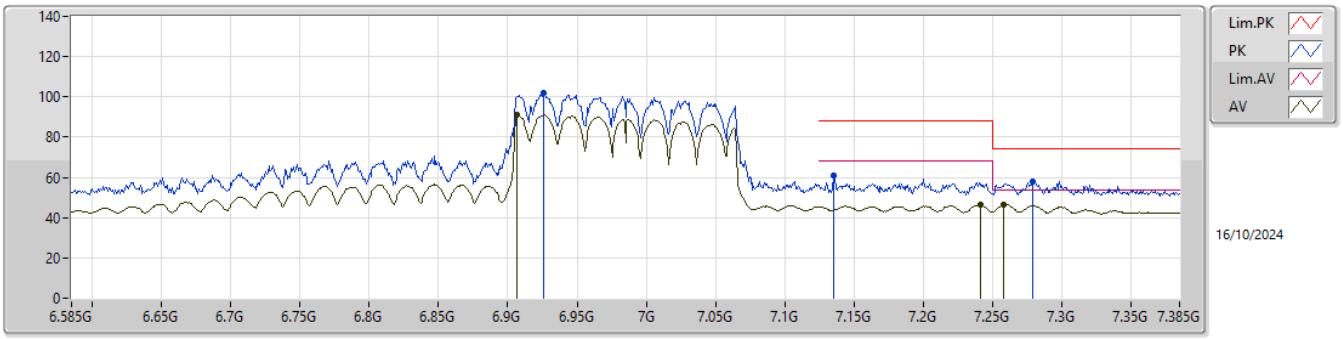

EUT X_2TX
Setting 21.5
01-D-J-10

Type	Freq	Level	Limit	Margin	Raw	Dist	Condition	Azimuth	Height	Comment	AF	CL	PA
	(Hz)	(dBuV/m)	(dBuV/m)	(dB)	(dBuV)	(m)		(°)	(m)		(dB)	(dB)	(dB)
PK	6.9258G	101.95	Inf	-Inf	90.78	3	Vertical	64	1.80	-	35.90	7.97	32.70
AV	6.9066G	90.88	Inf	-Inf	79.69	3	Vertical	64	1.80	-	35.90	7.97	32.68
PK	7.1354G	60.86	88.20	-27.34	48.90	3	Vertical	64	1.80	-	36.71	7.95	32.70
AV	7.241G	46.71	68.20	-21.49	34.34	3	Vertical	64	1.80	-	37.08	7.95	32.66
PK	7.2794G	58.18	74.00	-15.82	45.82	3	Vertical	64	1.80	-	37.04	7.96	32.64
AV	7.2578G	46.50	54.00	-7.50	34.11	3	Vertical	64	1.80	-	37.08	7.96	32.65

6.875-7.125GHz_802.11be EHT160_Nss1,(MCS0)_2TX

6985MHz_TX

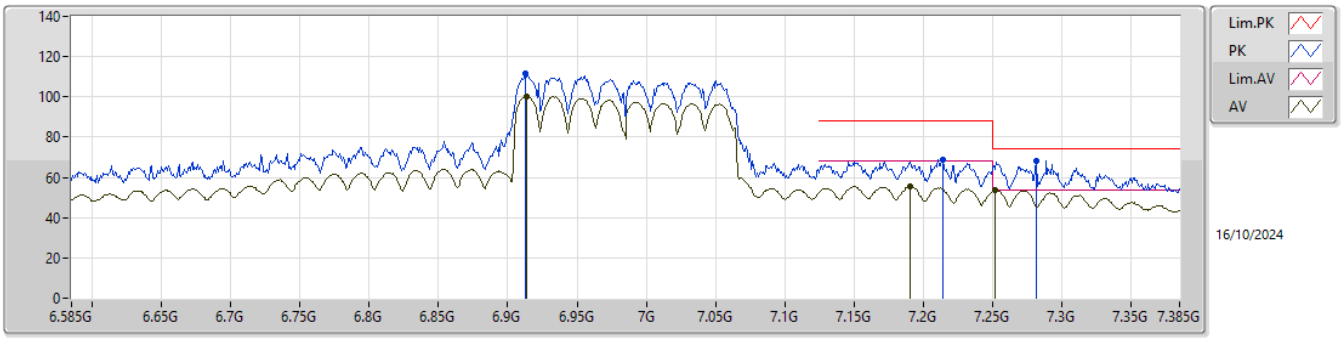

EUT X_2TX
Setting 21.5
01-D-J-10

Type	Freq	Level	Limit	Margin	Raw	Dist	Condition	Azimuth	Height	Comment	AF	CL	PA
	(Hz)	(dBuV/m)	(dBuV/m)	(dB)	(dBuV)	(m)		(°)	(m)		(dB)	(dB)	(dB)
PK	6.913G	111.68	Inf	-Inf	100.50	3	Horizontal	290	1.06	-	35.90	7.97	32.69
AV	6.9138G	100.45	Inf	-Inf	89.27	3	Horizontal	290	1.06	-	35.90	7.97	32.69
PK	7.2138G	68.92	88.20	-19.28	56.62	3	Horizontal	290	1.06	-	37.03	7.94	32.67
AV	7.1906G	55.56	68.20	-12.64	43.34	3	Horizontal	290	1.06	-	36.96	7.94	32.68
PK	7.2818G	68.39	74.00	-5.61	56.03	3	Horizontal	290	1.06	-	37.04	7.96	32.64
AV	7.2522G	53.88	54.00	-0.12	41.47	3	Horizontal	290	1.06	-	37.10	7.96	32.65

6.875-7.125GHz_802.11be EHT160_Nss1,(MCS0)_2TX

6985MHz_TX

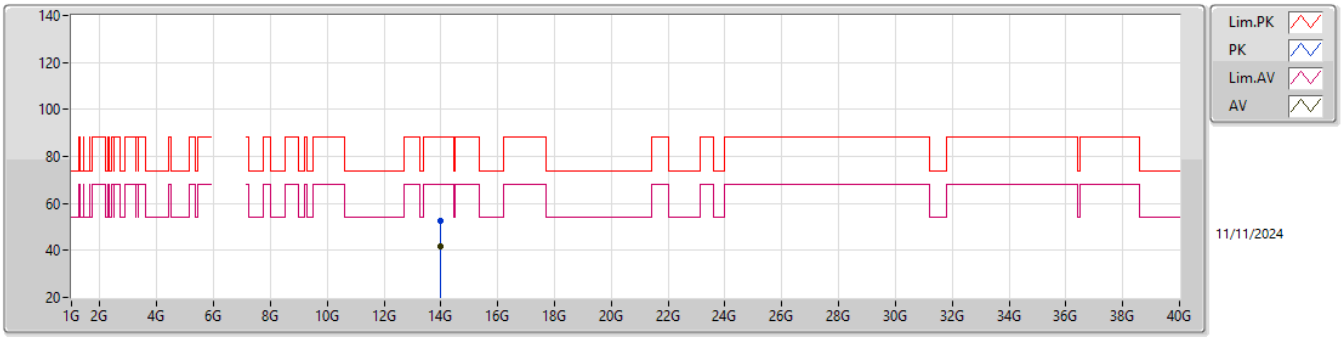

EUT Z_2TX
Setting 21.5
01-C-V-1

Type	Freq	Level	Limit	Margin	Raw	Dist	Condition	Azimuth	Height	Comment	AF	CL	PA
	(Hz)	(dBuV/m)	(dBuV/m)	(dB)	(dBuV)	(m)		(°)	(m)		(dB)	(dB)	(dB)
PK	13.96997G	52.49	88.20	-35.71	62.61	3	Vertical	84	1.50	-	40.90	13.43	64.45
RMS	13.96988G	41.47	68.20	-26.73	51.59	3	Vertical	84	1.50	-	40.90	13.43	64.45

6.875-7.125GHz_802.11be EHT160_Nss1,(MCS0)_2TX

6985MHz_TX

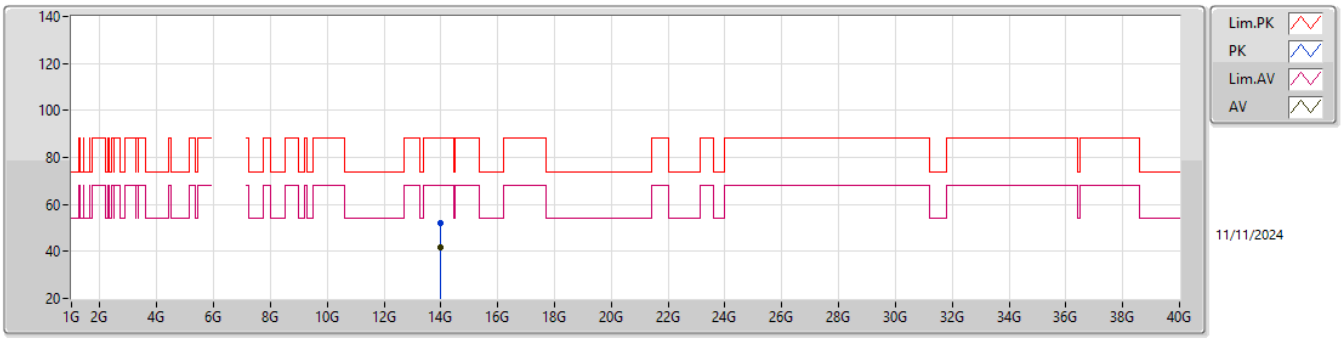

EUT Z_2TX
Setting 21.5
01-C-V-1

Type	Freq	Level	Limit	Margin	Raw	Dist	Condition	Azimuth	Height	Comment	AF	CL	PA
	(Hz)	(dBuV/m)	(dBuV/m)	(dB)	(dBuV)	(m)		(°)	(m)		(dB)	(dB)	(dB)
PK	13.97012G	52.05	88.20	-36.15	62.17	3	Horizontal	195	1.87	-	40.90	13.43	64.45
RMS	13.96994G	41.53	68.20	-26.67	51.65	3	Horizontal	195	1.87	-	40.90	13.43	64.45

6.875-7.125GHz_802.11be EHT160_Nss1,(MCS0)_2TX

6985MHz_TX

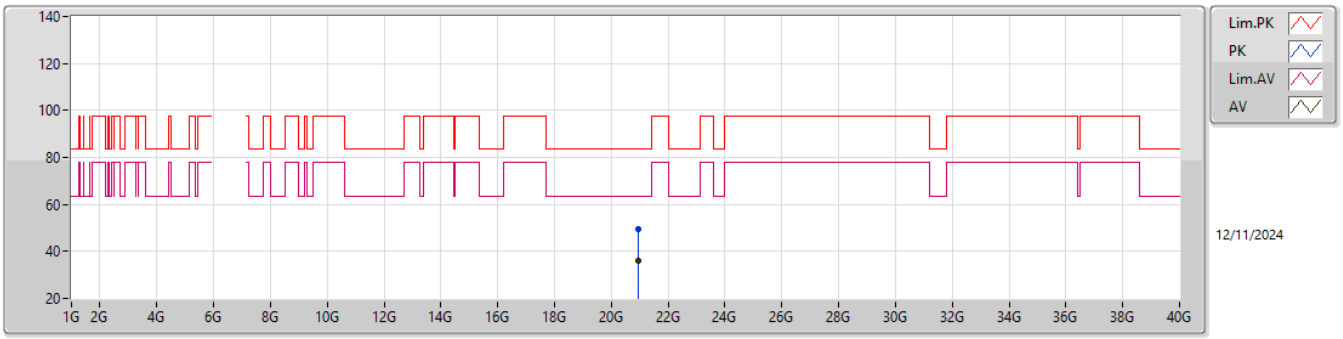

EUT Z_2TX
Setting 21.5
01-C-V-1

Type	Freq	Level	Limit	Margin	Raw	Dist	Condition	Azimuth	Height	Comment	AF	CL	PA
	(Hz)	(dBuV/m)	(dBuV/m)	(dB)	(dBuV)	(m)		(°)	(m)		(dB)	(dB)	(dB)
PK	20.96598G	49.36	83.54	-34.18	44.36	1	Vertical	240	1.69	-	37.93	15.97	48.90
AV	20.96652G	36.04	63.54	-27.50	31.04	1	Vertical	240	1.69	-	37.93	15.97	48.90

6.875-7.125GHz_802.11be EHT160_Nss1,(MCS0)_2TX

6985MHz_TX

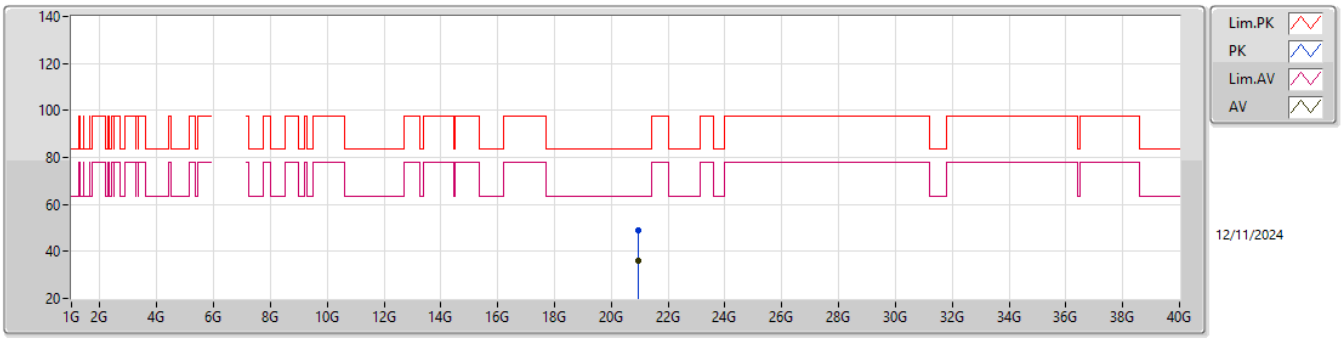

EUT Z_2TX
Setting 21.5
01-C-V-1

Type	Freq	Level	Limit	Margin	Raw	Dist	Condition	Azimuth	Height	Comment	AF	CL	PA
	(Hz)	(dBuV/m)	(dBuV/m)	(dB)	(dBuV)	(m)		(°)	(m)		(dB)	(dB)	(dB)
PK	20.94894G	49.16	83.54	-34.38	44.21	1	Horizontal	59	1.64	-	37.90	15.96	48.91
AV	20.96934G	35.99	63.54	-27.55	30.97	1	Horizontal	59	1.64	-	37.94	15.98	48.90

5.925-6.425GHz_802.11be EHT320_Nss1,(MCS0)_2TX

6105MHz_TX

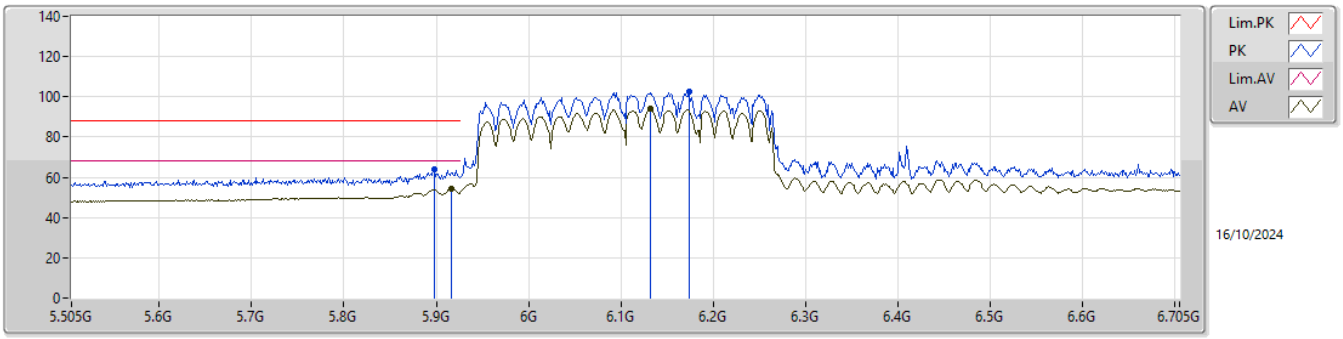

EUT X_2TX
Setting 22
01-D-J-10-10

Type	Freq	Level	Limit	Margin	Raw	Dist	Condition	Azimuth	Height	Comment	AF	CL	PA
	(Hz)	(dBuV/m)	(dBuV/m)	(dB)	(dBuV)	(m)		(°)	(m)		(dB)	(dB)	(dB)
PK	5.8974G	63.89	88.20	-24.31	54.82	3	Vertical	25	1.43	-	34.09	7.42	32.44
RMS	5.9166G	54.21	68.20	-13.99	45.11	3	Vertical	25	1.43	-	34.10	7.44	32.44
PK	6.1734G	102.59	Inf	-Inf	93.18	3	Vertical	25	1.43	-	34.25	7.58	32.42
RMS	6.1326G	94.00	Inf	-Inf	84.69	3	Vertical	25	1.43	-	34.17	7.56	32.42

5.925-6.425GHz_802.11be EHT320_Nss1,(MCS0)_2TX

6105MHz_TX

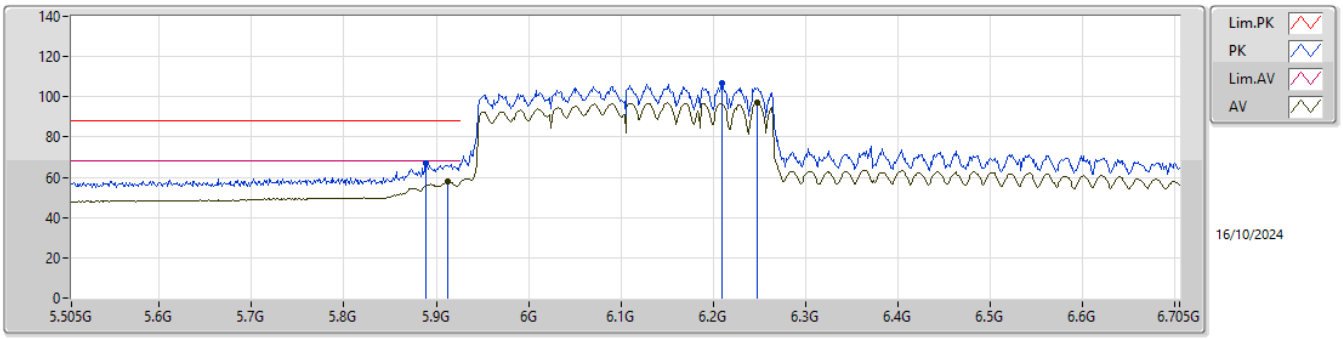

EUT X_2TX
Setting 22
01-D-J-10-10

Type	Freq	Level	Limit	Margin	Raw	Dist	Condition	Azimuth	Height	Comment	AF	CL	PA
	(Hz)	(dBuV/m)	(dBuV/m)	(dB)	(dBuV)	(m)		(°)	(m)		(dB)	(dB)	(dB)
PK	5.889G	66.84	88.20	-21.36	57.80	3	Horizontal	84	1.34	-	34.06	7.42	32.44
RMS	5.913G	57.73	68.20	-10.47	48.64	3	Horizontal	84	1.34	-	34.10	7.43	32.44
PK	6.2094G	106.86	Inf	-Inf	97.37	3	Horizontal	84	1.34	-	34.30	7.60	32.41
RMS	6.2478G	97.01	Inf	-Inf	87.48	3	Horizontal	84	1.34	-	34.30	7.64	32.41

5.925-6.425GHz_802.11be EHT320_Nss1,(MCS0)_2TX

6105MHz_TX

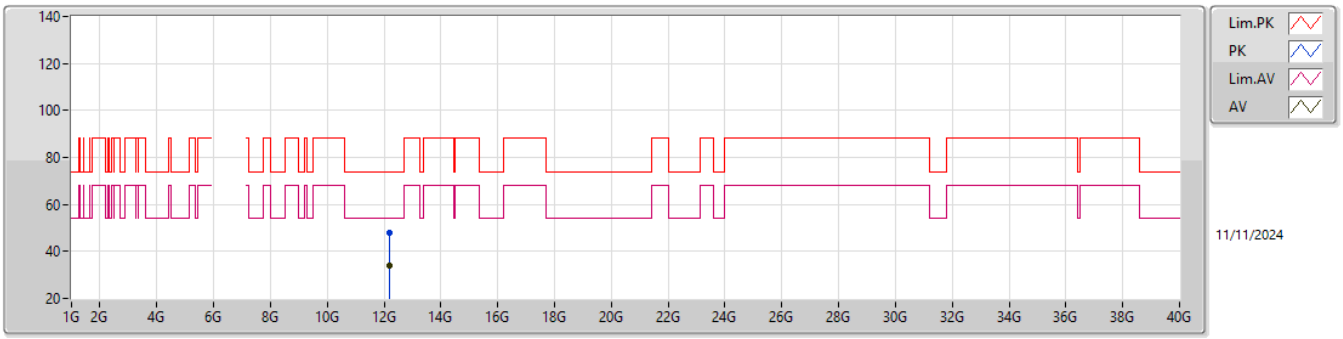

EUT Z_2TX
Setting 22
01-C-V-1

Type	Freq	Level	Limit	Margin	Raw	Dist	Condition	Azimuth	Height	Comment	AF	CL	PA
	(Hz)	(dBuV/m)	(dBuV/m)	(dB)	(dBuV)	(m)		(°)	(m)		(dB)	(dB)	(dB)
PK	12.20691G	48.08	74.00	-25.92	62.67	3	Vertical	207	1.35	-	38.49	12.47	65.55
AV	12.19521G	33.97	54.00	-20.03	48.55	3	Vertical	207	1.35	-	38.51	12.47	65.56

5.925-6.425GHz_802.11be EHT320_Nss1,(MCS0)_2TX

6105MHz_TX

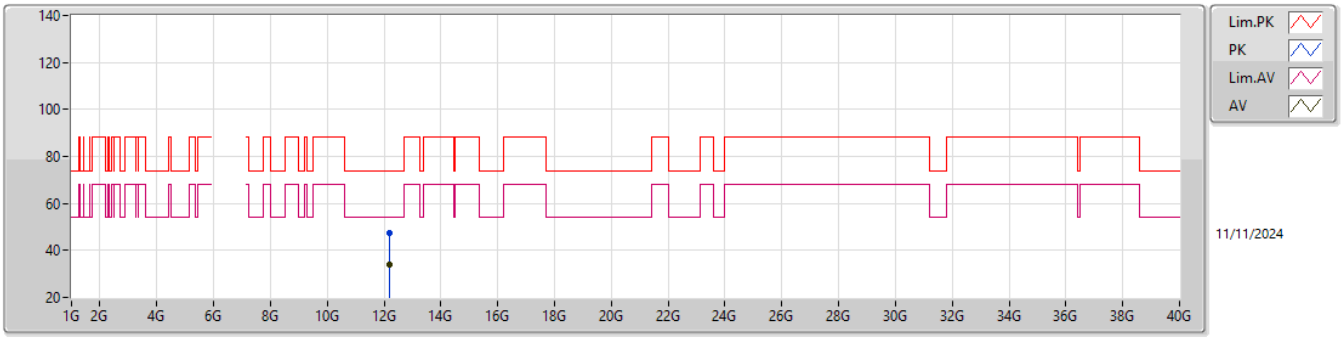

EUT Z_2TX
Setting 22
01-C-V-1

Type	Freq	Level	Limit	Margin	Raw	Dist	Condition	Azimuth	Height	Comment	AF	CL	PA
	(Hz)	(dBuV/m)	(dBuV/m)	(dB)	(dBuV)	(m)		(°)	(m)		(dB)	(dB)	(dB)
PK	12.2031G	47.53	74.00	-26.47	62.13	3	Horizontal	88	1.53	-	38.49	12.47	65.56
AV	12.19782G	34.15	54.00	-19.85	48.74	3	Horizontal	88	1.53	-	38.50	12.47	65.56

5.925-6.425GHz_802.11be EHT320_Nss1,(MCS0)_2TX

6105MHz_TX

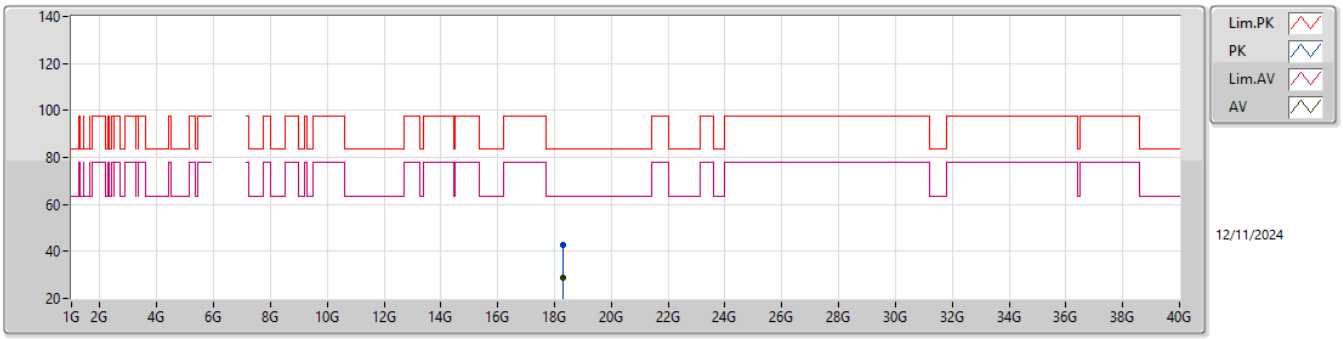

EUT Z_2TX
Setting 22
01-C-V-1

Type	Freq	Level	Limit	Margin	Raw	Dist	Condition	Azimuth	Height	Comment	AF	CL	PA
	(Hz)	(dBuV/m)	(dBuV/m)	(dB)	(dBuV)	(m)		(°)	(m)		(dB)	(dB)	(dB)
PK	18.31494G	42.52	83.54	-41.02	39.20	1	Vertical	251	1.48	-	37.63	15.28	49.59
AV	18.30744G	28.99	63.54	-34.55	25.69	1	Vertical	251	1.48	-	37.61	15.28	49.59

5.925-6.425GHz_802.11be EHT320_Nss1,(MCS0)_2TX

6105MHz_TX

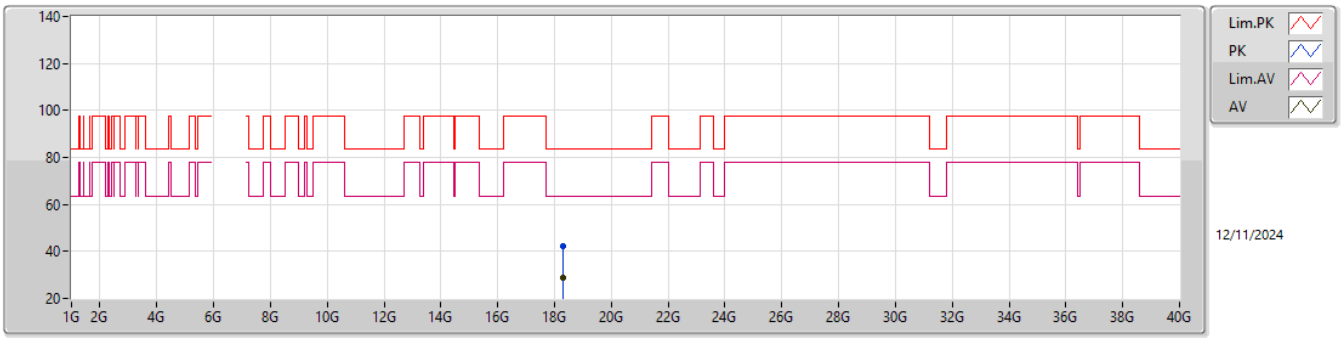

EUT Z_2TX
Setting 22
01-C-V-1

Type	Freq	Level	Limit	Margin	Raw	Dist	Condition	Azimuth	Height	Comment	AF	CL	PA
	(Hz)	(dBuV/m)	(dBuV/m)	(dB)	(dBuV)	(m)		(°)	(m)		(dB)	(dB)	(dB)
PK	18.3054G	42.42	83.54	-41.12	39.12	1	Horizontal	88	1.77	-	37.61	15.28	49.59
AV	18.3024G	28.98	63.54	-34.56	25.69	1	Horizontal	88	1.77	-	37.60	15.28	49.59

5.925-6.425GHz_802.11be EHT320_Nss1,(MCS0)_2TX

6265MHz_TX

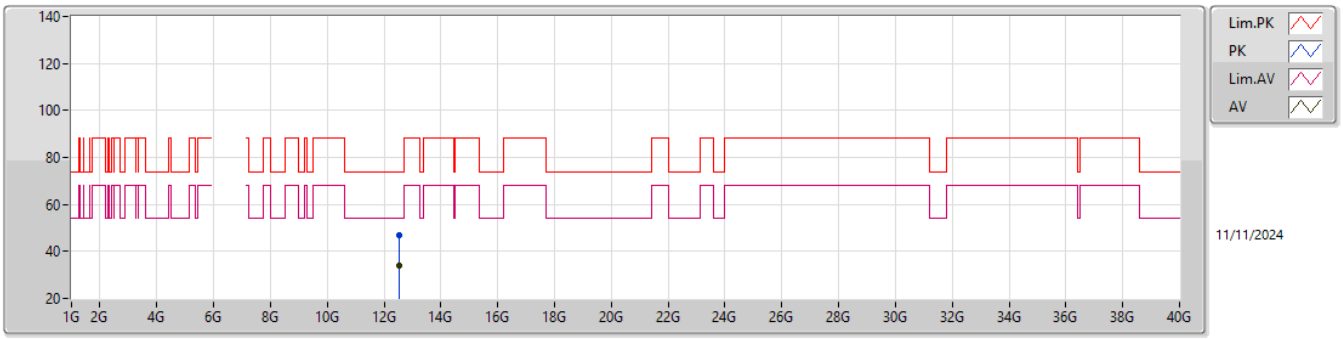

EUT Z_2TX
Setting 22
01-C-V-1

Type	Freq	Level	Limit	Margin	Raw	Dist	Condition	Azimuth	Height	Comment	AF	CL	PA
	(Hz)	(dBuV/m)	(dBuV/m)	(dB)	(dBuV)	(m)		(°)	(m)		(dB)	(dB)	(dB)
PK	12.5384G	47.08	74.00	-26.92	61.00	3	Vertical	77	1.59	-	38.72	12.65	65.29
AV	12.54302G	34.06	54.00	-19.94	47.97	3	Vertical	77	1.59	-	38.71	12.66	65.28

5.925-6.425GHz_802.11be EHT320_Nss1,(MCS0)_2TX

6265MHz_TX

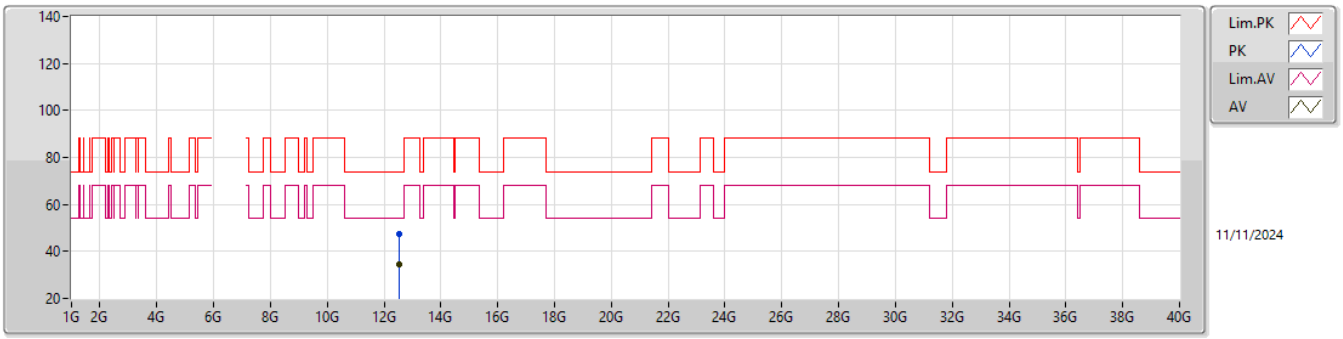

EUT Z_2TX
Setting 22
01-C-V-1

Type	Freq	Level	Limit	Margin	Raw	Dist	Condition	Azimuth	Height	Comment	AF	CL	PA
	(Hz)	(dBuV/m)	(dBuV/m)	(dB)	(dBuV)	(m)		(°)	(m)		(dB)	(dB)	(dB)
PK	12.51935G	47.23	74.00	-26.77	61.12	3	Horizontal	202	1.76	-	38.76	12.64	65.29
AV	12.54329G	34.28	54.00	-19.72	48.19	3	Horizontal	202	1.76	-	38.71	12.66	65.28

5.925-6.425GHz_802.11be EHT320_Nss1,(MCS0)_2TX

6265MHz_TX

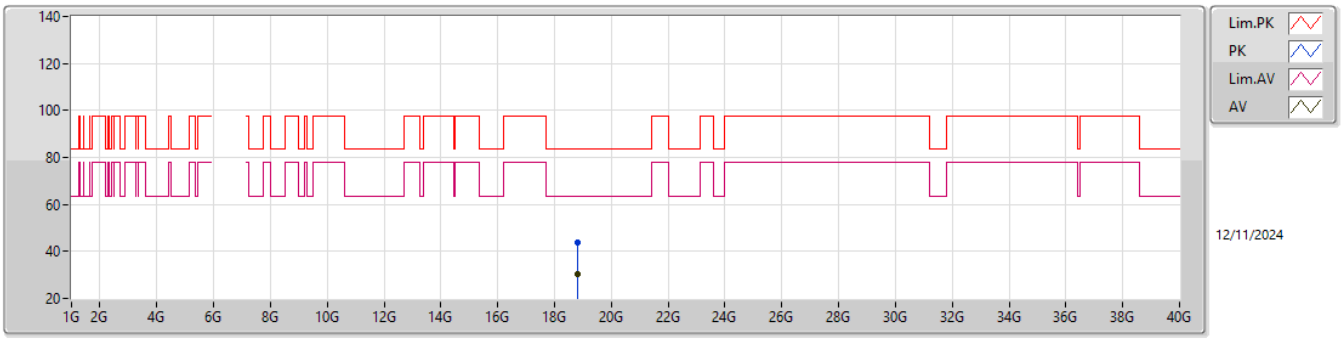

EUT Z_2TX
Setting 22
01-C-V-1

Type	Freq	Level	Limit	Margin	Raw	Dist	Condition	Azimuth	Height	Comment	AF	CL	PA
	(Hz)	(dBuV/m)	(dBuV/m)	(dB)	(dBuV)	(m)		(°)	(m)		(dB)	(dB)	(dB)
PK	18.79596G	43.59	83.54	-39.95	39.91	1	Vertical	12	1.92	-	37.90	15.26	49.48
AV	18.8088G	30.57	63.54	-32.97	26.86	1	Vertical	12	1.92	-	37.92	15.26	49.47

5.925-6.425GHz_802.11be EHT320_Nss1,(MCS0)_2TX

6265MHz_TX

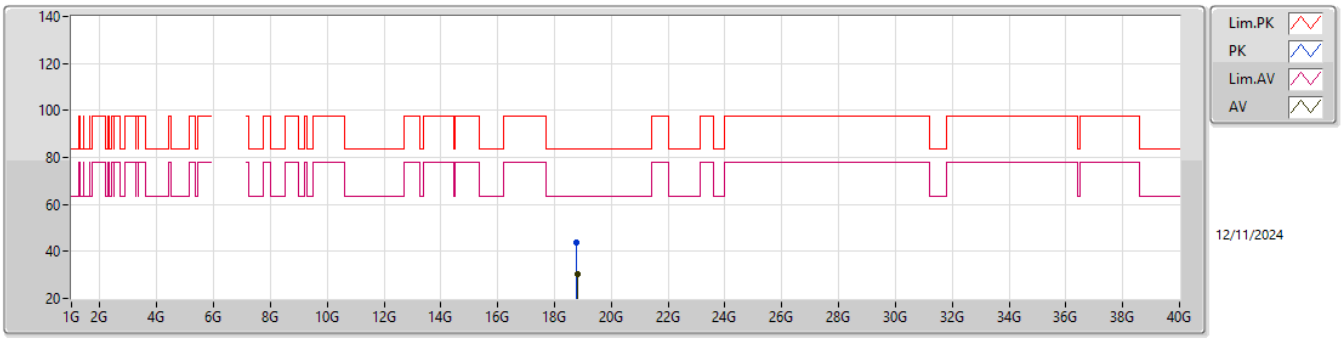

EUT Z_2TX
Setting 22
01-C-V-1

Type	Freq	Level	Limit	Margin	Raw	Dist	Condition	Azimuth	Height	Comment	AF	CL	PA
	(Hz)	(dBuV/m)	(dBuV/m)	(dB)	(dBuV)	(m)		(°)	(m)		(dB)	(dB)	(dB)
PK	18.79098G	43.61	83.54	-39.93	39.93	1	Horizontal	82	1.53	-	37.90	15.26	49.48
AV	18.80838G	30.56	63.54	-32.98	26.85	1	Horizontal	82	1.53	-	37.92	15.26	49.47

5.925-6.425GHz_802.11be EHT320_Nss1,(MCS0)_2TX

6425MHz_TX

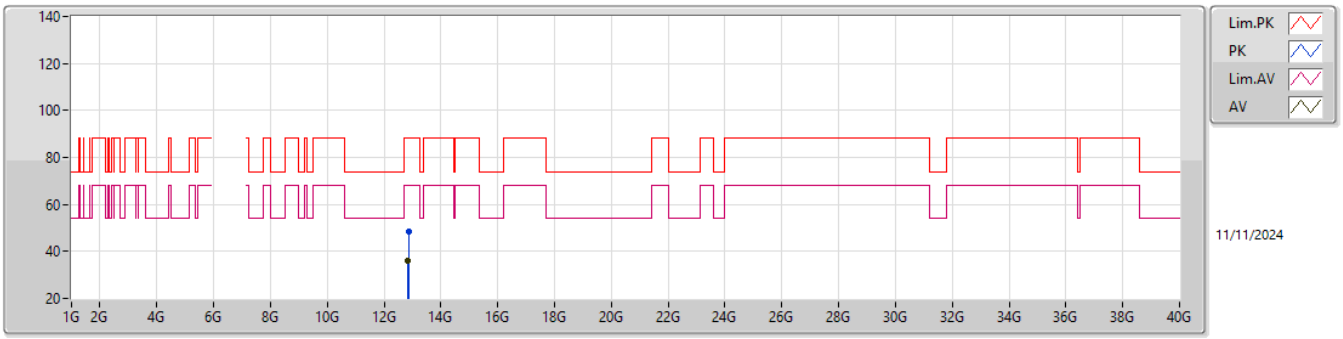

EUT Z_2TX
Setting 22
01-C-V-1

Type	Freq	Level	Limit	Margin	Raw	Dist	Condition	Azimuth	Height	Comment	AF	CL	PA
	(Hz)	(dBuV/m)	(dBuV/m)	(dB)	(dBuV)	(m)		(°)	(m)		(dB)	(dB)	(dB)
PK	12.85585G	48.47	88.20	-39.73	61.49	3	Vertical	224	1.69	-	39.40	12.83	65.25
RMS	12.84988G	35.79	68.20	-32.41	48.82	3	Vertical	224	1.69	-	39.40	12.82	65.25

5.925-6.425GHz_802.11be EHT320_Nss1,(MCS0)_2TX

6425MHz_TX

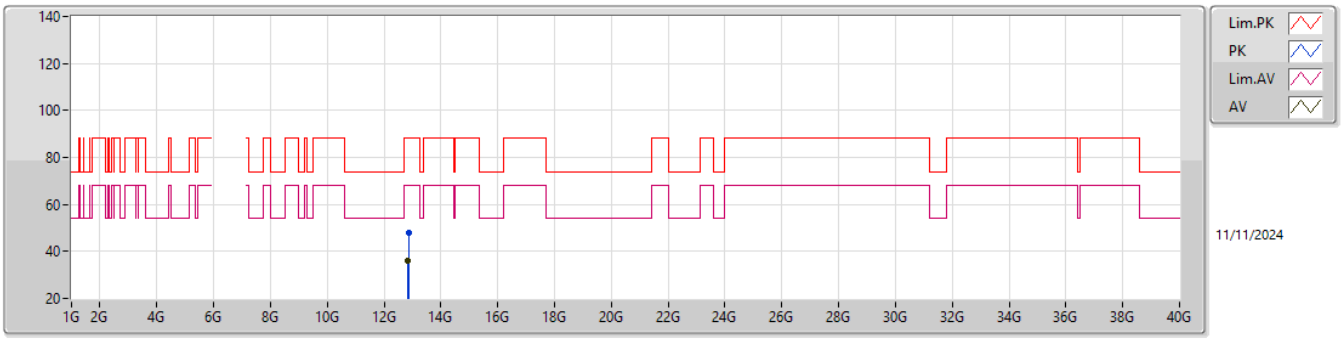

EUT Z_2TX
Setting 22
01-C-V-1

Type	Freq	Level	Limit	Margin	Raw	Dist	Condition	Azimuth	Height	Comment	AF	CL	PA
	(Hz)	(dBuV/m)	(dBuV/m)	(dB)	(dBuV)	(m)		(°)	(m)		(dB)	(dB)	(dB)
PK	12.85477G	48.17	88.20	-40.03	61.19	3	Horizontal	236	1.37	-	39.40	12.83	65.25
RMS	12.84997G	35.95	68.20	-32.25	48.98	3	Horizontal	236	1.37	-	39.40	12.82	65.25

5.925-6.425GHz_802.11be EHT320_Nss1,(MCS0)_2TX

6425MHz_TX

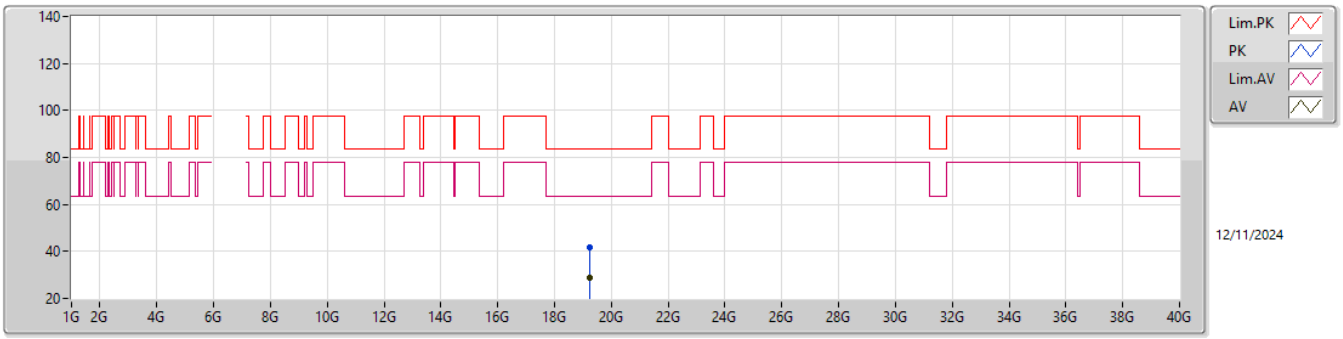

EUT Z_2TX
Setting 22
01-C-V-1

Type	Freq	Level	Limit	Margin	Raw	Dist	Condition	Azimuth	Height	Comment	AF	CL	PA
	(Hz)	(dBuV/m)	(dBuV/m)	(dB)	(dBuV)	(m)		(°)	(m)		(dB)	(dB)	(dB)
PK	19.26108G	41.96	83.54	-41.58	38.28	1	Vertical	23	1.50	-	37.96	15.24	49.52
AV	19.26084G	28.96	63.54	-34.58	25.28	1	Vertical	23	1.50	-	37.96	15.24	49.52

5.925-6.425GHz_802.11be EHT320_Nss1,(MCS0)_2TX

6425MHz_TX

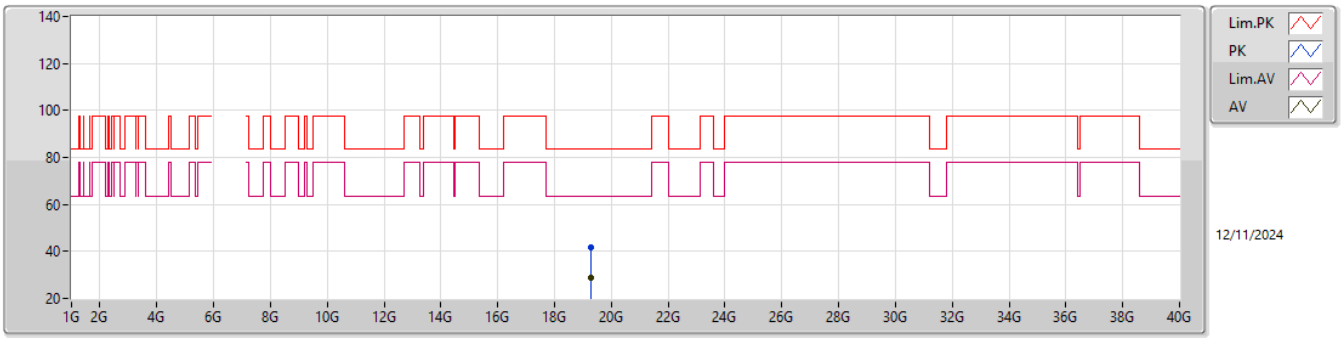

EUT Z_2TX
Setting 22
01-C-V-1

Type	Freq	Level	Limit	Margin	Raw	Dist	Condition	Azimuth	Height	Comment	AF	CL	PA
	(Hz)	(dBuV/m)	(dBuV/m)	(dB)	(dBuV)	(m)		(°)	(m)		(dB)	(dB)	(dB)
PK	19.27926G	41.58	83.54	-41.96	37.99	1	Horizontal	109	1.64	-	37.88	15.24	49.53
AV	19.26264G	28.97	63.54	-34.57	25.30	1	Horizontal	109	1.64	-	37.95	15.24	49.52

6.425-6.525GHz_802.11be EHT320_Nss1,(MCS0)_2TX

6585MHz_TX

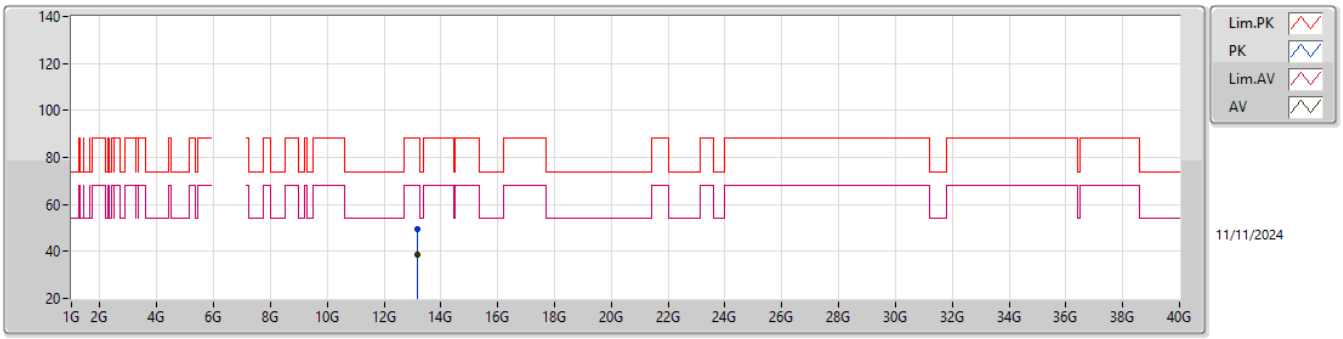

EUT Z_2TX
Setting 22
01-C-V-1

Type	Freq	Level	Limit	Margin	Raw	Dist	Condition	Azimuth	Height	Comment	AF	CL	PA
	(Hz)	(dBuV/m)	(dBuV/m)	(dB)	(dBuV)	(m)		(°)	(m)		(dB)	(dB)	(dB)
PK	13.17627G	49.41	88.20	-38.79	61.45	3	Vertical	28	1.45	-	39.85	13.00	64.89
RMS	13.16991G	38.50	68.20	-29.70	50.56	3	Vertical	28	1.45	-	39.84	13.00	64.90

6.425-6.525GHz_802.11be EHT320_Nss1,(MCS0)_2TX

6585MHz_TX

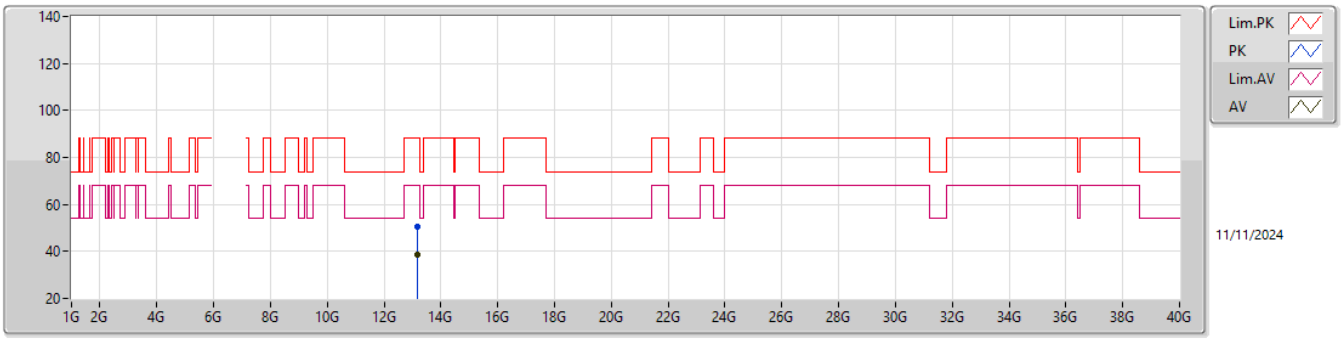

EUT Z_2TX
Setting 22
01-C-V-1

Type	Freq	Level	Limit	Margin	Raw	Dist	Condition	Azimuth	Height	Comment	AF	CL	PA
	(Hz)	(dBuV/m)	(dBuV/m)	(dB)	(dBuV)	(m)		(°)	(m)		(dB)	(dB)	(dB)
PK	13.16436G	50.26	88.20	-37.94	62.35	3	Horizontal	316	1.68	-	39.83	12.99	64.91
RMS	13.16988G	38.39	68.20	-29.81	50.45	3	Horizontal	316	1.68	-	39.84	13.00	64.90

6.425-6.525GHz_802.11be EHT320_Nss1,(MCS0)_2TX

6585MHz_TX

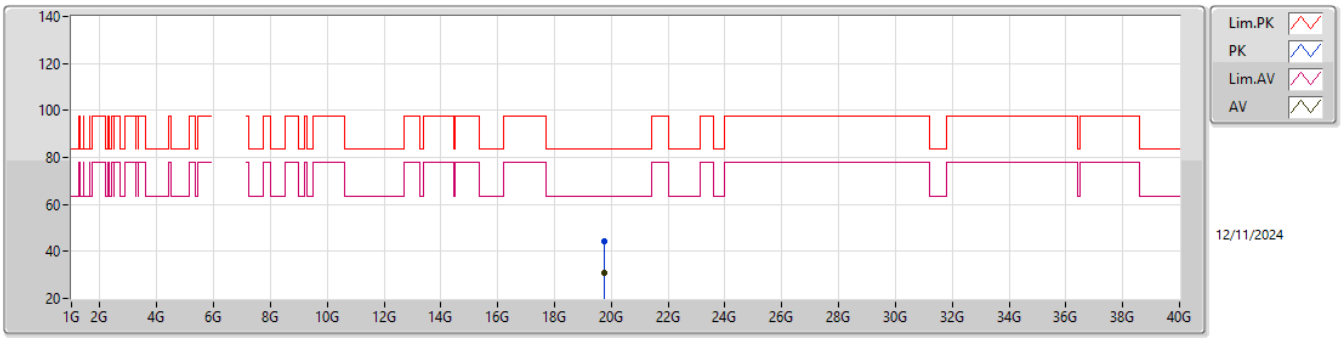

EUT Z_2TX
Setting 22
01-C-V-1

Type	Freq	Level	Limit	Margin	Raw	Dist	Condition	Azimuth	Height	Comment	AF	CL	PA
	(Hz)	(dBuV/m)	(dBuV/m)	(dB)	(dBuV)	(m)		(°)	(m)		(dB)	(dB)	(dB)
PK	19.7685G	44.11	83.54	-39.43	40.66	1	Vertical	54	1.71	-	37.70	15.21	49.46
AV	19.76298G	30.88	63.54	-32.66	27.43	1	Vertical	54	1.71	-	37.70	15.21	49.46

6.425-6.525GHz_802.11be EHT320_Nss1,(MCS0)_2TX

6585MHz_TX

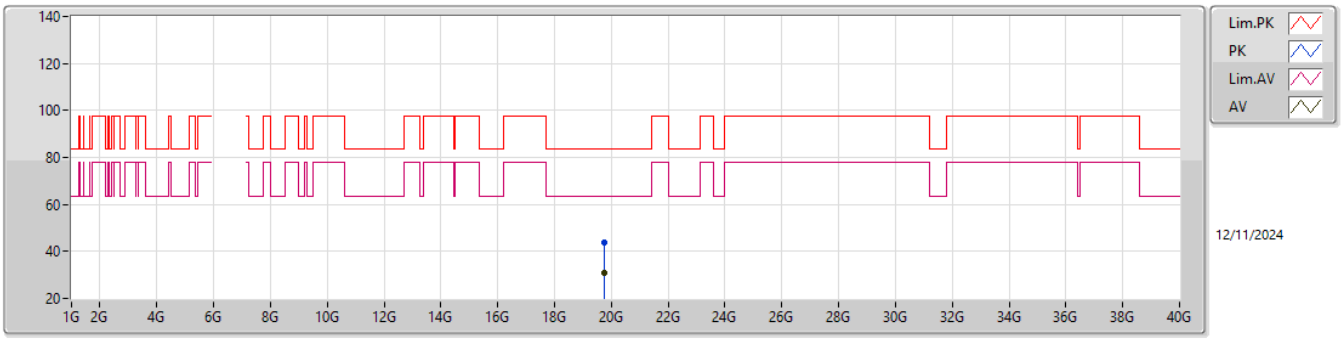

EUT Z_2TX
Setting 22
01-C-V-1

Type	Freq	Level	Limit	Margin	Raw	Dist	Condition	Azimuth	Height	Comment	AF	CL	PA
	(Hz)	(dBuV/m)	(dBuV/m)	(dB)	(dBuV)	(m)		(°)	(m)		(dB)	(dB)	(dB)
PK	19.76598G	43.98	83.54	-39.56	40.53	1	Horizontal	345	1.45	-	37.70	15.21	49.46
AV	19.75524G	30.86	63.54	-32.68	27.42	1	Horizontal	345	1.45	-	37.70	15.21	49.47

6.525-6.875GHz_802.11be EHT320_Nss1,(MCS0)_2TX

6745MHz_TX

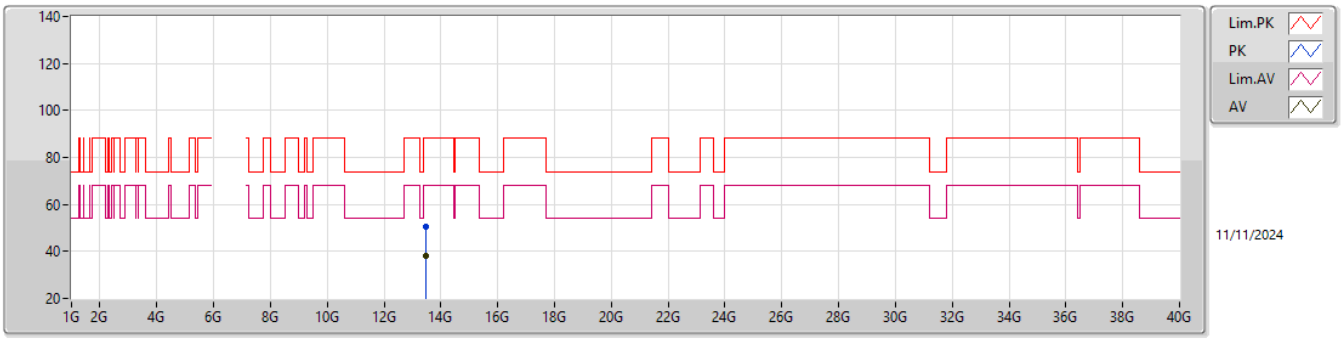

EUT Z_2TX
Setting 22
01-C-V-1

Type	Freq	Level	Limit	Margin	Raw	Dist	Condition	Azimuth	Height	Comment	AF	CL	PA
	(Hz)	(dBuV/m)	(dBuV/m)	(dB)	(dBuV)	(m)		(°)	(m)		(dB)	(dB)	(dB)
PK	13.47506G	50.42	88.20	-37.78	61.37	3	Vertical	58	1.37	-	40.20	13.16	64.31
RMS	13.48991G	37.90	68.20	-30.30	48.81	3	Vertical	58	1.37	-	40.20	13.17	64.28

6.525-6.875GHz_802.11be EHT320_Nss1,(MCS0)_2TX

6745MHz_TX

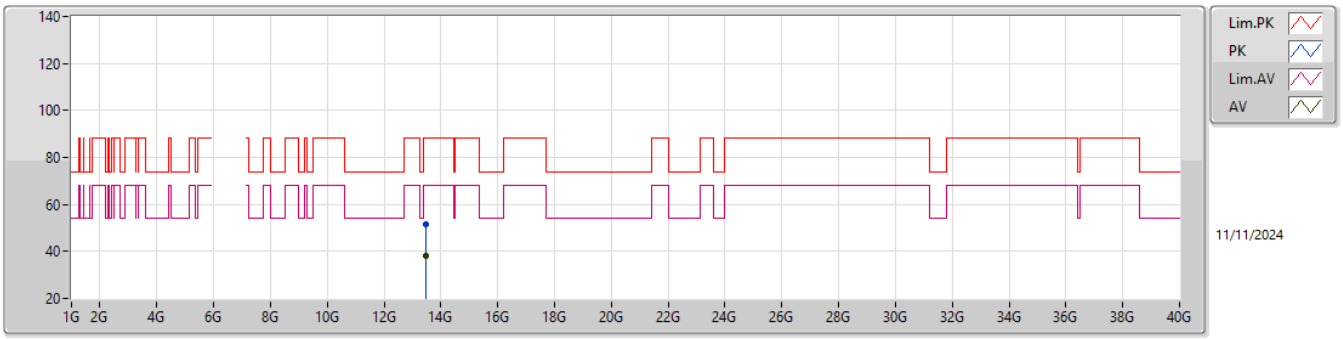

EUT Z_2TX
Setting 22
01-C-V-1

Type	Freq	Level	Limit	Margin	Raw	Dist	Condition	Azimuth	Height	Comment	AF	CL	PA
	(Hz)	(dBuV/m)	(dBuV/m)	(dB)	(dBuV)	(m)		(°)	(m)		(dB)	(dB)	(dB)
PK	13.47557G	51.42	88.20	-36.78	62.37	3	Horizontal	293	1.81	-	40.20	13.16	64.31
RMS	13.48988G	37.98	68.20	-30.22	48.89	3	Horizontal	293	1.81	-	40.20	13.17	64.28

6.525-6.875GHz_802.11be EHT320_Nss1,(MCS0)_2TX

6745MHz_TX

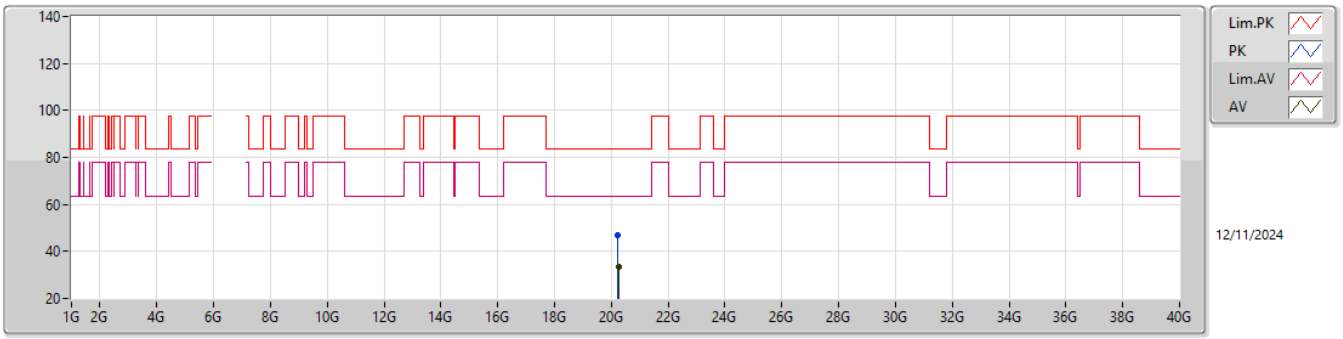

EUT Z_2TX
Setting 22
01-C-V-1

Type	Freq	Level	Limit	Margin	Raw	Dist	Condition	Azimuth	Height	Comment	AF	CL	PA
	(Hz)	(dBuV/m)	(dBuV/m)	(dB)	(dBuV)	(m)		(°)	(m)		(dB)	(dB)	(dB)
PK	20.23332G	46.83	83.54	-36.71	42.85	1	Vertical	21	1.85	-	37.80	15.39	49.21
AV	20.24982G	33.27	63.54	-30.27	29.28	1	Vertical	21	1.85	-	37.80	15.40	49.21

6.525-6.875GHz_802.11be EHT320_Nss1,(MCS0)_2TX

6745MHz_TX

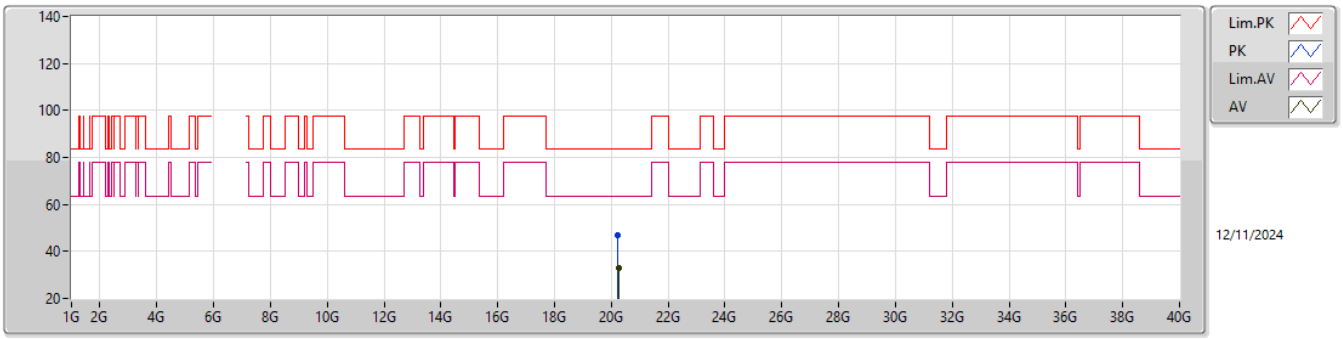

EUT Z_2TX
Setting 22
01-C-V-1

Type	Freq	Level	Limit	Margin	Raw	Dist	Condition	Azimuth	Height	Comment	AF	CL	PA
	(Hz)	(dBuV/m)	(dBuV/m)	(dB)	(dBuV)	(m)		(°)	(m)		(dB)	(dB)	(dB)
PK	20.23224G	46.94	83.54	-36.60	42.96	1	Horizontal	292	1.38	-	37.80	15.39	49.21
AV	20.24952G	33.18	63.54	-30.36	29.19	1	Horizontal	292	1.38	-	37.80	15.40	49.21

6.525-6.875GHz_802.11be EHT320_Nss1,(MCS0)_2TX

6905MHz Straddle 6.525-6.875GHz_TX

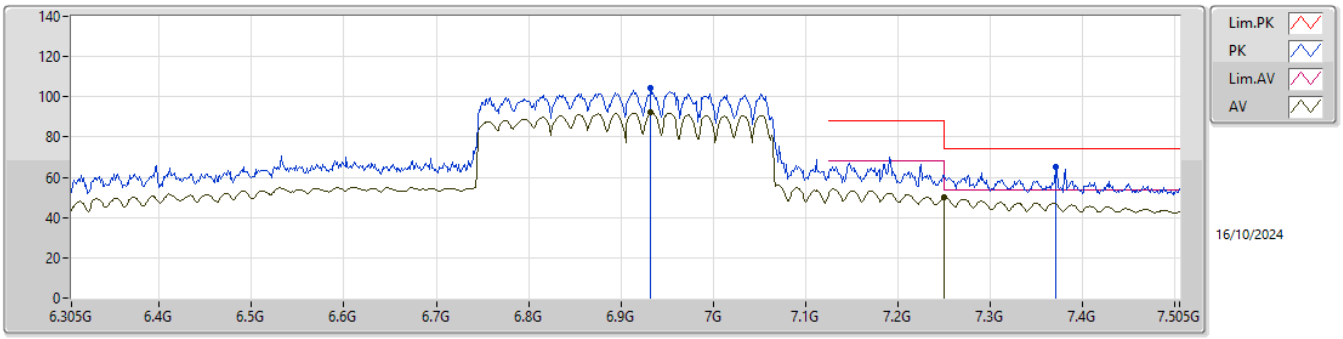

EUT X_2TX
Setting 22
01-D-J-10

Type	Freq	Level	Limit	Margin	Raw	Dist	Condition	Azimuth	Height	Comment	AF	CL	PA
	(Hz)	(dBuV/m)	(dBuV/m)	(dB)	(dBuV)	(m)		(°)	(m)		(dB)	(dB)	(dB)
PK	6.9326G	104.61	Inf	-Inf	93.44	3	Vertical	357	1.00	-	35.90	7.97	32.70
AV	6.9326G	92.22	Inf	-Inf	81.05	3	Vertical	357	1.00	-	35.90	7.97	32.70
PK	7.3706G	65.01	74.00	-8.99	53.01	3	Vertical	357	1.00	-	36.62	7.99	32.61
AV	7.2506G	49.92	54.00	-4.08	37.51	3	Vertical	357	1.00	-	37.10	7.96	32.65

6.525-6.875GHz_802.11be EHT320_Nss1,(MCS0)_2TX

6905MHz Straddle 6.525-6.875GHz_TX

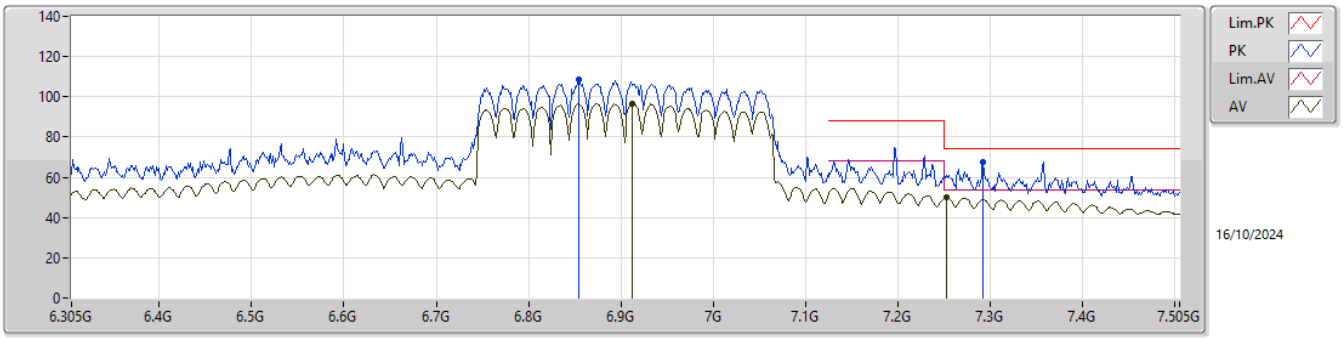

EUT X_2TX
Setting 22
01-D-J-10

Type	Freq	Level	Limit	Margin	Raw	Dist	Condition	Azimuth	Height	Comment	AF	CL	PA
	(Hz)	(dBuV/m)	(dBuV/m)	(dB)	(dBuV)	(m)		(°)	(m)		(dB)	(dB)	(dB)
PK	6.8546G	108.78	Inf	-Inf	97.55	3	Horizontal	291	1.06	-	35.90	7.97	32.64
AV	6.9122G	96.66	Inf	-Inf	85.48	3	Horizontal	291	1.06	-	35.90	7.97	32.69
PK	7.2926G	67.81	74.00	-6.19	55.47	3	Horizontal	291	1.06	-	37.01	7.97	32.64
AV	7.253G	50.01	54.00	-3.99	37.61	3	Horizontal	291	1.06	-	37.09	7.96	32.65

6.525-6.875GHz_802.11be EHT320_Nss1,(MCS0)_2TX

6905MHz_TX

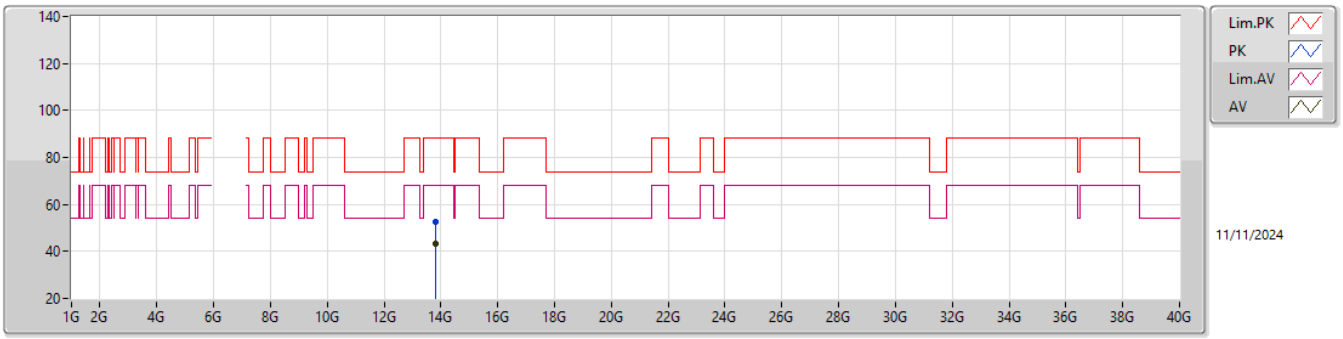

EUT Z_2TX
Setting 22
01-C-V-1

Type	Freq	Level	Limit	Margin	Raw	Dist	Condition	Azimuth	Height	Comment	AF	CL	PA
	(Hz)	(dBuV/m)	(dBuV/m)	(dB)	(dBuV)	(m)		(°)	(m)		(dB)	(dB)	(dB)
PK	13.81G	52.63	88.20	-35.57	62.94	3	Vertical	147	1.92	-	40.72	13.35	64.38
RMS	13.80991G	43.26	68.20	-24.94	53.57	3	Vertical	147	1.92	-	40.72	13.35	64.38

6.525-6.875GHz_802.11be EHT320_Nss1,(MCS0)_2TX

6905MHz_TX

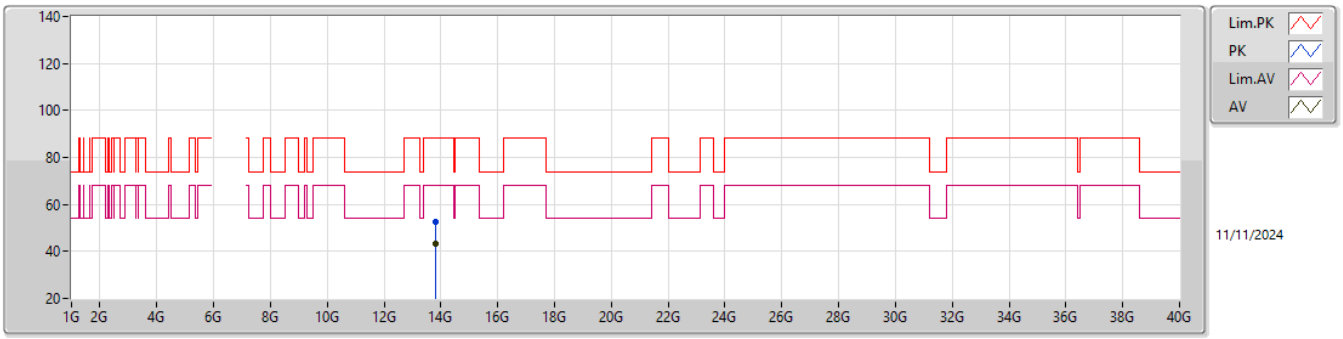

EUT Z_2TX
Setting 22
01-C-V-1

Type	Freq	Level	Limit	Margin	Raw	Dist	Condition	Azimuth	Height	Comment	AF	CL	PA
	(Hz)	(dBuV/m)	(dBuV/m)	(dB)	(dBuV)	(m)		(°)	(m)		(dB)	(dB)	(dB)
PK	13.80979G	52.54	88.20	-35.66	62.85	3	Horizontal	344	1.71	-	40.72	13.35	64.38
RMS	13.80991G	43.27	68.20	-24.93	53.58	3	Horizontal	344	1.71	-	40.72	13.35	64.38

6.525-6.875GHz_802.11be EHT320_Nss1,(MCS0)_2TX

6905MHz_TX

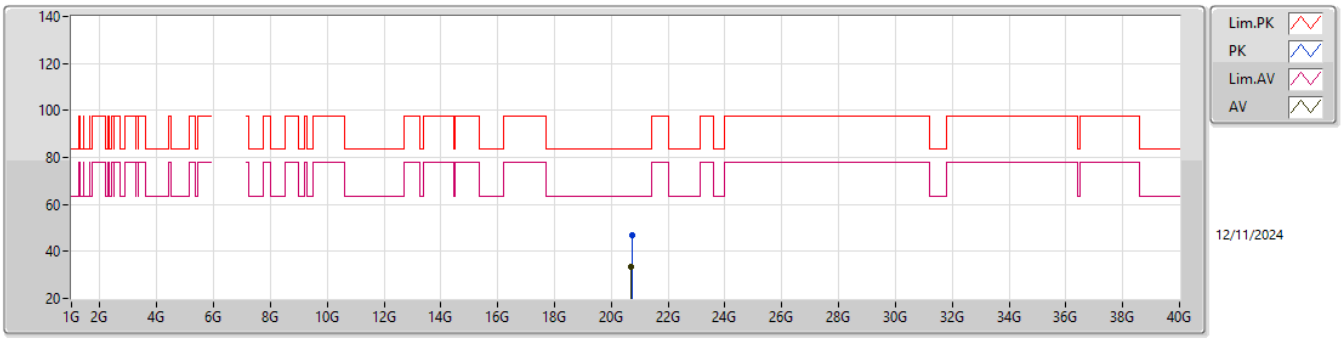

EUT Z_2TX
Setting 22
01-C-V-1

Type	Freq	Level	Limit	Margin	Raw	Dist	Condition	Azimuth	Height	Comment	AF	CL	PA
	(Hz)	(dBuV/m)	(dBuV/m)	(dB)	(dBuV)	(m)		(°)	(m)		(dB)	(dB)	(dB)
PK	20.72538G	46.65	83.54	-36.89	41.99	1	Vertical	64	1.63	-	37.90	15.78	49.02
AV	20.7018G	33.46	63.54	-30.08	28.84	1	Vertical	64	1.63	-	37.90	15.76	49.04

6.525-6.875GHz_802.11be EHT320_Nss1,(MCS0)_2TX

6905MHz_TX

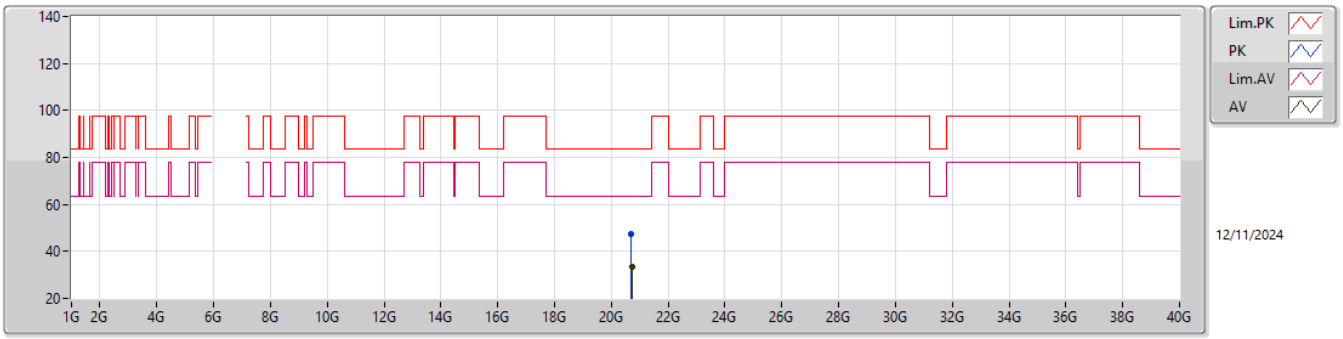

EUT Z_2TX
Setting 22
01-C-V-1

Type	Freq	Level	Limit	Margin	Raw	Dist	Condition	Azimuth	Height	Comment	AF	CL	PA
	(Hz)	(dBuV/m)	(dBuV/m)	(dB)	(dBuV)	(m)		(°)	(m)		(dB)	(dB)	(dB)
PK	20.71218G	47.21	83.54	-36.33	42.57	1	Horizontal	54	1.62	-	37.90	15.77	49.03
AV	20.72916G	33.52	63.54	-30.02	28.86	1	Horizontal	54	1.62	-	37.90	15.78	49.02

Summary

Mode	Result	Type	Freq	Level	Limit	Margin	Dist	Condition	Azimuth	Height	Comments
			(Hz)	(dBuV/m)	(dBuV/m)	(dB)	(m)		(°)	(m)	
5.925-6.425GHz	-	-	-	-	-	-	-	-	-	-	-
802.11be EHT80_Nss1,(MCS0)_2TX	Pass	RMS	5.8898G	68.18	68.20	-0.02	3	Horizontal	273	1.16	-

5.925-6.425GHz_802.11be EHT80_Nss1,(MCS0),RU484+RU242 MRU 3_2TX

5985MHz_TX

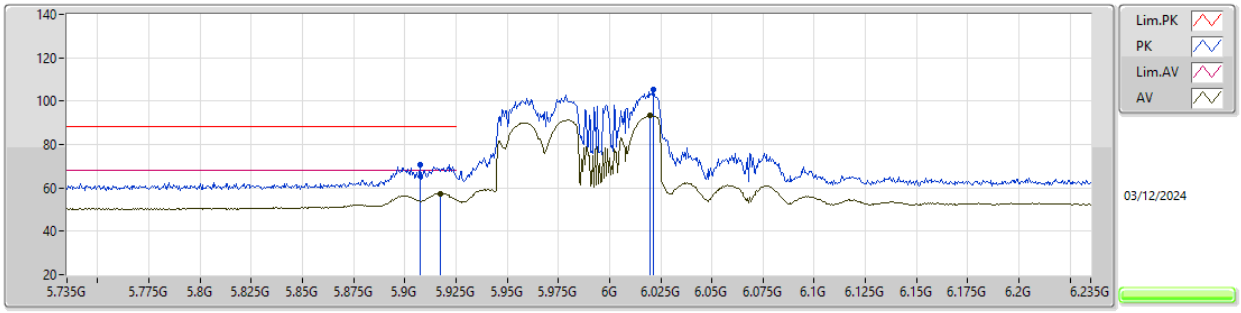

EUT X_2TX
Setting 20.5
01-K-J-8-10

Type	Freq	Level	Limit	Margin	Raw	Dist	Condition	Azimuth	Height	Comment	AF	CL	PA
	(Hz)	(dBuV/m)	(dBuV/m)	(dB)	(dBuV)	(m)		(°)	(m)		(dB)	(dB)	(dB)
PK	5.9075G	70.82	88.20	-17.38	60.99	3	Vertical	354	1.80	-	34.84	7.43	32.44
RMS	5.9175G	57.39	68.20	-10.81	47.48	3	Vertical	354	1.80	-	34.91	7.44	32.44
PK	6.0215G	105.25	Inf	-Inf	94.84	3	Vertical	354	1.80	-	35.34	7.51	32.44
RMS	6.02G	93.21	Inf	-Inf	82.80	3	Vertical	354	1.80	-	35.34	7.51	32.44

5.925-6.425GHz_802.11be EHT80_Nss1,(MCS0),RU484+RU242 MRU 3_2TX

5985MHz_TX

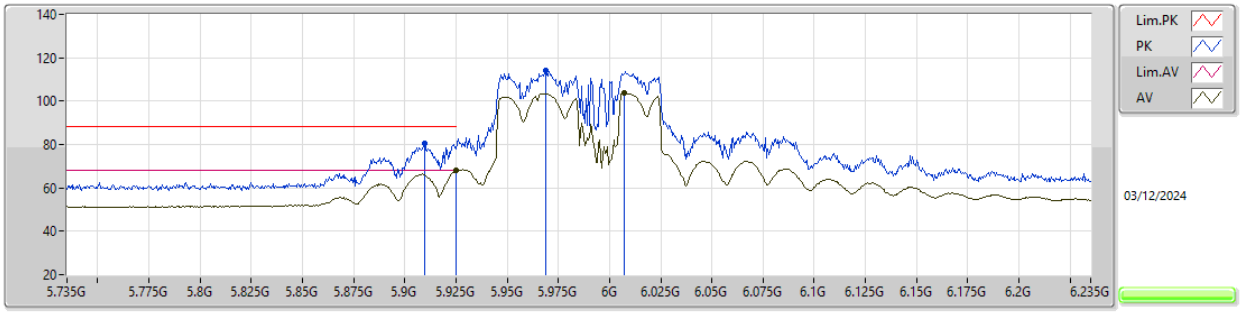

EUT X_2TX
Setting 20.5
01-K-J-8-10

Type	Freq	Level	Limit	Margin	Raw	Dist	Condition	Azimuth	Height	Comment	AF	CL	PA
	(Hz)	(dBuV/m)	(dBuV/m)	(dB)	(dBuV)	(m)		(°)	(m)		(dB)	(dB)	(dB)
PK	5.9095G	80.35	88.20	-7.85	70.50	3	Horizontal	268	1.05	-	34.86	7.43	32.44
RMS	5.925G	68.11	68.20	-0.09	58.16	3	Horizontal	268	1.05	-	34.95	7.44	32.44
PK	5.969G	114.15	Inf	-Inf	103.93	3	Horizontal	268	1.05	-	35.18	7.48	32.44
RMS	6.007G	103.73	Inf	-Inf	93.36	3	Horizontal	268	1.05	-	35.31	7.50	32.44

5.925-6.425GHz_802.11be EHT80_Nss1,(MCS0),RU484+RU242 MRU 3_2TX

5985MHz_TX

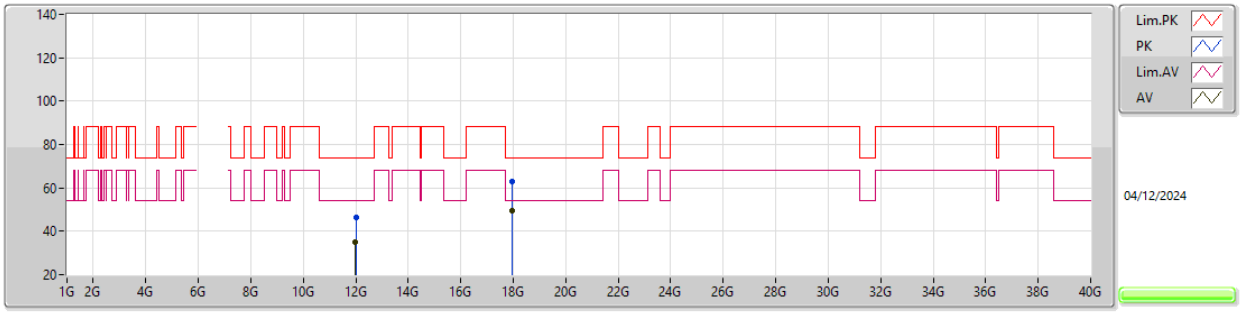

EUT Z_2TX
Setting 20.5
01-K-J-8

Type	Freq	Level	Limit	Margin	Raw	Dist	Condition	Azimuth	Height	Comment	AF	CL	PA
	(Hz)	(dBuV/m)	(dBuV/m)	(dB)	(dBuV)	(m)		(°)	(m)		(dB)	(dB)	(dB)
PK	12.0096G	46.21	74.00	-27.79	60.89	3	Vertical	26	1.35	-	38.68	12.37	65.73
AV	11.97012G	35.02	54.00	-18.98	49.75	3	Vertical	26	1.35	-	38.70	12.33	65.76
PK	17.95665G	62.87	74.00	-11.13	69.60	3	Vertical	340	1.80	-	41.41	14.22	62.36
AV	17.93805G	49.39	54.00	-4.61	56.20	3	Vertical	340	1.80	-	41.38	14.21	62.40

5.925-6.425GHz_802.11be EHT80_Nss1,(MCS0),RU484+RU242 MRU 3_2TX

5985MHz_TX

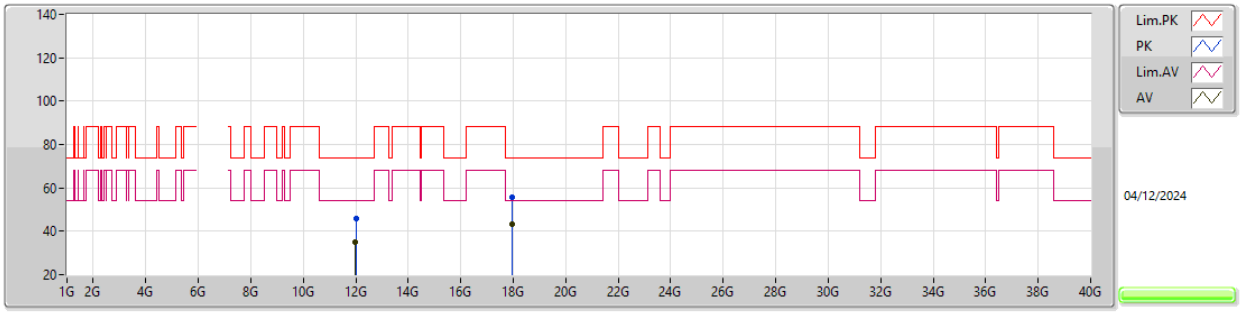

EUT Z_2TX
Setting 20.5
01-K-J-8

Type	Freq	Level	Limit	Margin	Raw	Dist	Condition	Azimuth	Height	Comment	AF	CL	PA
	(Hz)	(dBuV/m)	(dBuV/m)	(dB)	(dBuV)	(m)		(°)	(m)		(dB)	(dB)	(dB)
PK	12.02016G	45.98	74.00	-28.02	60.67	3	Horizontal	224	1.46	-	38.66	12.37	65.72
AV	11.9826G	34.96	54.00	-19.04	49.67	3	Horizontal	224	1.46	-	38.70	12.34	65.75
PK	17.93775G	55.47	74.00	-18.53	62.28	3	Horizontal	334	2.40	-	41.38	14.21	62.40
AV	17.93745G	43.35	54.00	-10.65	50.17	3	Horizontal	334	2.40	-	41.37	14.21	62.40

5.925-6.425GHz_802.11be EHT80_Nss1,(MCS0),RU242+RU242 MRU 1_2TX

5985MHz_TX

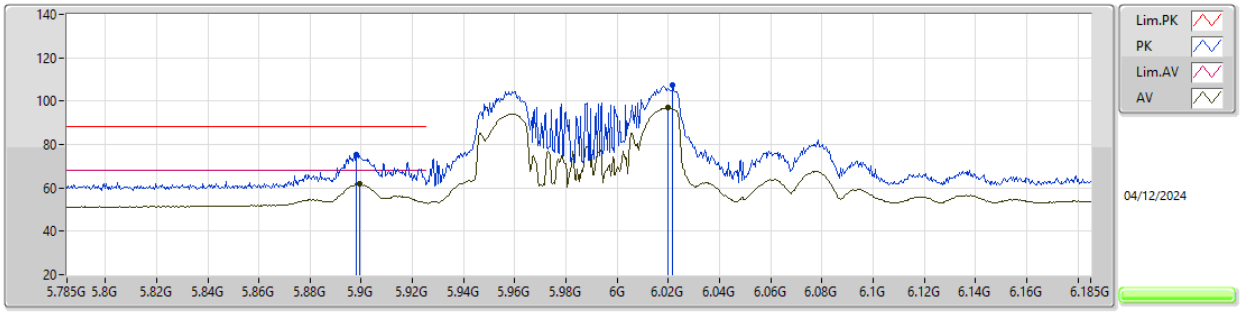

EUT X_2TX
Setting 21
01-K-J-8-10

Type	Freq	Level	Limit	Margin	Raw	Dist	Condition	Azimuth	Height	Comment	AF	CL	PA
	(Hz)	(dBuV/m)	(dBuV/m)	(dB)	(dBuV)	(m)		(°)	(m)		(dB)	(dB)	(dB)
PK	5.8982G	75.10	88.20	-13.10	65.33	3	Vertical	356	1.80	-	34.79	7.42	32.44
RMS	5.8994G	61.70	68.20	-6.50	51.92	3	Vertical	356	1.80	-	34.80	7.42	32.44
PK	6.0218G	107.23	Inf	-Inf	96.82	3	Vertical	356	1.80	-	35.34	7.51	32.44
RMS	6.0198G	96.87	Inf	-Inf	86.46	3	Vertical	356	1.80	-	35.34	7.51	32.44

5.925-6.425GHz_802.11be EHT80_Nss1,(MCS0),RU242+RU242 MRU 1_2TX

5985MHz_TX

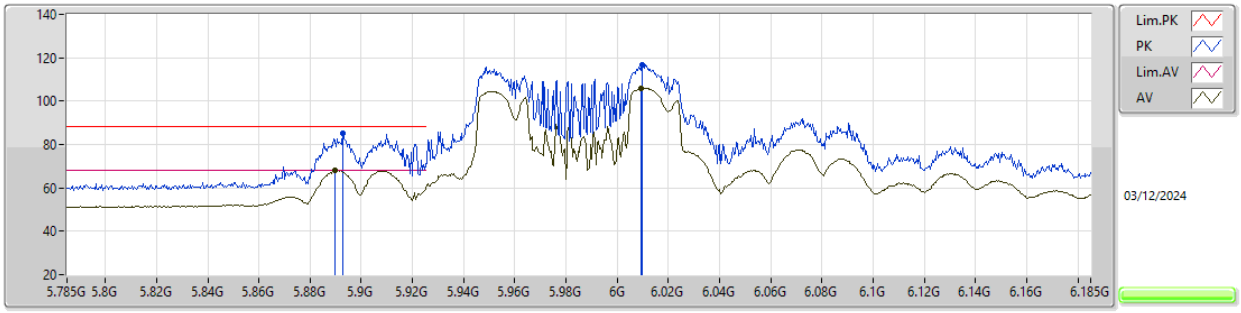

EUT X_2TX
Setting 21
01-K-J-8-10

Type	Freq	Level	Limit	Margin	Raw	Dist	Condition	Azimuth	Height	Comment	AF	CL	PA
	(Hz)	(dBuV/m)	(dBuV/m)	(dB)	(dBuV)	(m)		(°)	(m)		(dB)	(dB)	(dB)
PK	5.8926G	84.99	88.20	-3.21	75.25	3	Horizontal	273	1.16	-	34.76	7.42	32.44
RMS	5.8898G	68.18	68.20	-0.02	58.46	3	Horizontal	273	1.16	-	34.74	7.42	32.44
PK	6.0098G	116.83	Inf	-Inf	106.45	3	Horizontal	273	1.16	-	35.32	7.50	32.44
RMS	6.0094G	105.80	Inf	-Inf	95.42	3	Horizontal	273	1.16	-	35.32	7.50	32.44

5.925-6.425GHz_802.11be EHT80_Nss1,(MCS0),RU242+RU242 MRU 1_2TX

5985MHz_TX

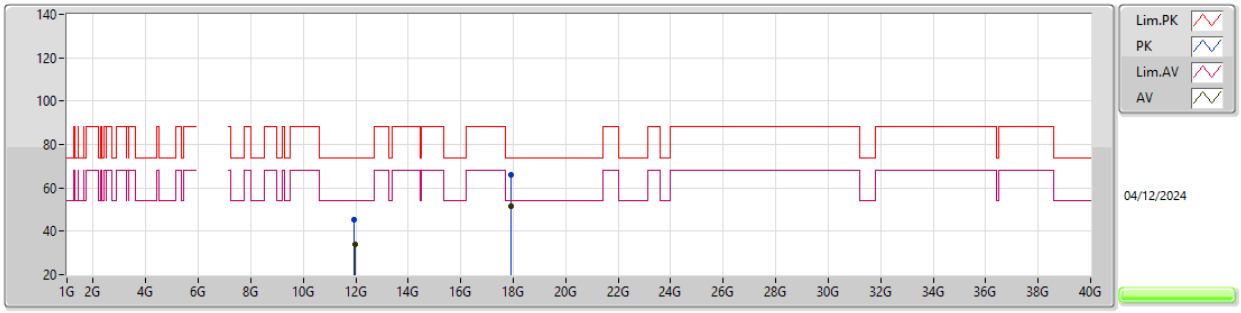

EUT Z_2TX
Setting 21
01-K-J-8

Type	Freq	Level	Limit	Margin	Raw	Dist	Condition	Azimuth	Height	Comment	AF	CL	PA
	(Hz)	(dBuV/m)	(dBuV/m)	(dB)	(dBuV)	(m)		(°)	(m)		(dB)	(dB)	(dB)
PK	11.9466G	45.33	74.00	-28.67	60.09	3	Vertical	124	1.84	-	38.71	12.31	65.78
AV	11.96492G	33.92	54.00	-20.08	48.66	3	Vertical	124	1.84	-	38.70	12.32	65.76
PK	17.91972G	66.14	74.00	-7.86	73.03	3	Vertical	343	1.80	-	41.34	14.21	62.44
AV	17.91792G	51.48	54.00	-2.52	58.37	3	Vertical	343	1.80	-	41.34	14.21	62.44

5.925-6.425GHz_802.11be EHT80_Nss1,(MCS0),RU242+RU242 MRU 1_2TX

5985MHz_TX

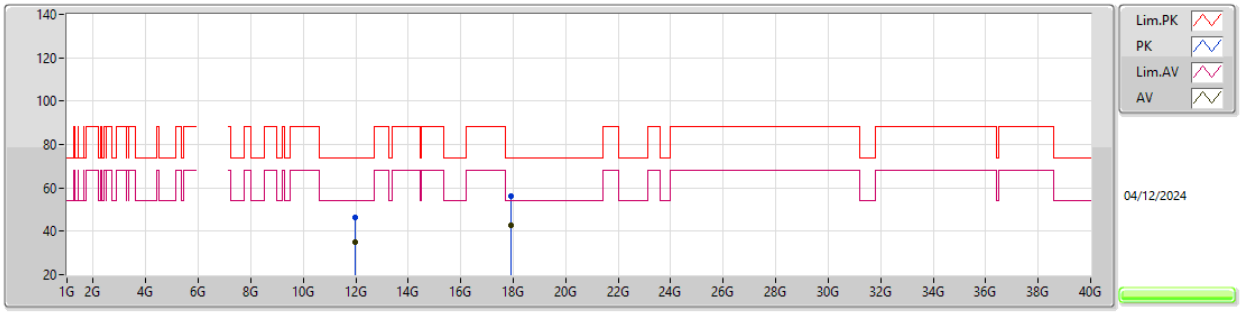

EUT Z_2TX
Setting 21
01-K-J-8

Type	Freq	Level	Limit	Margin	Raw	Dist	Condition	Azimuth	Height	Comment	AF	CL	PA
	(Hz)	(dBuV/m)	(dBuV/m)	(dB)	(dBuV)	(m)		(°)	(m)		(dB)	(dB)	(dB)
PK	11.97164G	46.44	74.00	-27.56	61.17	3	Horizontal	0	1.64	-	38.70	12.33	65.76
AV	11.96964G	35.20	54.00	-18.80	49.93	3	Horizontal	0	1.64	-	38.70	12.33	65.76
PK	17.919G	56.40	74.00	-17.60	63.29	3	Horizontal	18	1.80	-	41.34	14.21	62.44
AV	17.91888G	42.57	54.00	-11.43	49.46	3	Horizontal	18	1.80	-	41.34	14.21	62.44

6.875-7.125GHz_802.11be EHT80_Nss1,(MCS0),RU484+RU242 MRU 3_2TX

7025MHz_TX

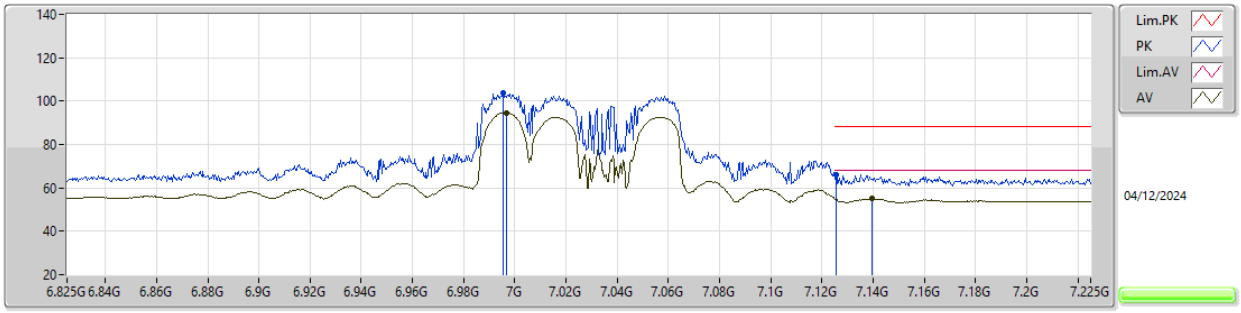

EUT X_2TX
Setting 22
01-K-J-8-10

Type	Freq	Level	Limit	Margin	Raw	Dist	Condition	Azimuth	Height	Comment	AF	CL	PA
	(Hz)	(dBuV/m)	(dBuV/m)	(dB)	(dBuV)	(m)		(°)	(m)		(dB)	(dB)	(dB)
PK	6.9954G	103.77	Inf	-Inf	91.78	3	Vertical	13	1.80	-	36.78	7.96	32.75
RMS	6.9966G	94.65	Inf	-Inf	82.65	3	Vertical	13	1.80	-	36.79	7.96	32.75
PK	7.1254G	66.14	88.20	-22.06	54.04	3	Vertical	13	1.80	-	36.85	7.95	32.70
RMS	7.1394G	55.00	68.20	-13.20	42.87	3	Vertical	13	1.80	-	36.88	7.95	32.70

6.875-7.125GHz_802.11be EHT80_Nss1,(MCS0),RU484+RU242 MRU 3_2TX

7025MHz_TX

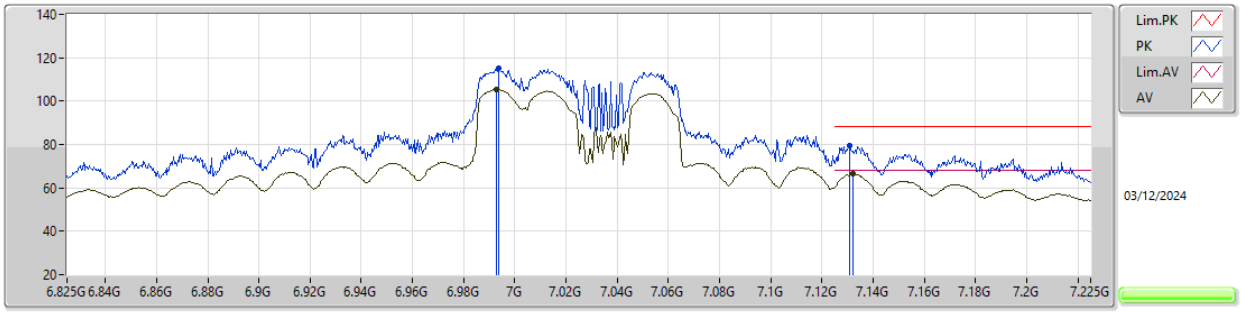

EUT X_2TX
Setting 22
01-K-J-8-10

Type	Freq	Level	Limit	Margin	Raw	Dist	Condition	Azimuth	Height	Comment	AF	CL	PA
	(Hz)	(dBuV/m)	(dBuV/m)	(dB)	(dBuV)	(m)		(°)	(m)		(dB)	(dB)	(dB)
PK	6.9938G	115.19	Inf	-Inf	103.20	3	Horizontal	269	1.05	-	36.78	7.96	32.75
RMS	6.9926G	105.31	Inf	-Inf	93.32	3	Horizontal	269	1.05	-	36.77	7.96	32.74
PK	7.131G	79.31	88.20	-8.89	67.20	3	Horizontal	269	1.05	-	36.86	7.95	32.70
RMS	7.1322G	66.62	68.20	-1.58	54.51	3	Horizontal	269	1.05	-	36.86	7.95	32.70

6.875-7.125GHz_802.11be EHT80_Nss1,(MCS0),RU484+RU242 MRU 3_2TX

7025MHz_TX

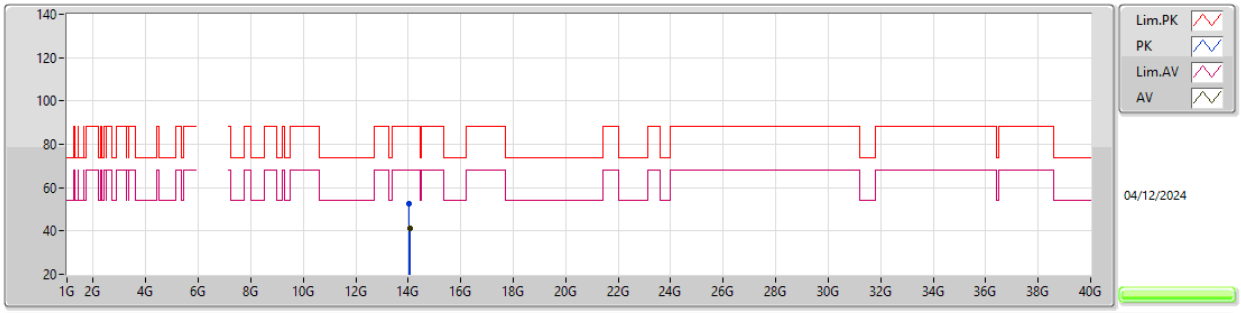

EUT Z_2TX
Setting 22
01-K-J-8

Type	Freq	Level	Limit	Margin	Raw	Dist	Condition	Azimuth	Height	Comment	AF	CL	PA
	(Hz)	(dBuV/m)	(dBuV/m)	(dB)	(dBuV)	(m)		(°)	(m)		(dB)	(dB)	(dB)
PK	14.0452G	52.77	88.20	-35.43	62.69	3	Vertical	323	1.44	-	40.99	13.45	64.36
RMS	14.08672G	40.96	68.20	-27.24	50.77	3	Vertical	323	1.44	-	41.00	13.46	64.27

6.875-7.125GHz_802.11be EHT80_Nss1,(MCS0),RU484+RU242 MRU 3_2TX

7025MHz_TX

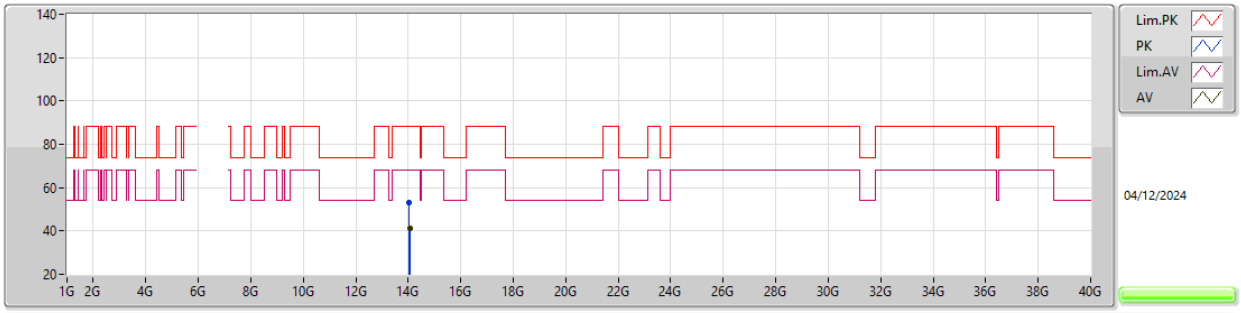

EUT Z_2TX
Setting 22
01-K-J-8

Type	Freq	Level	Limit	Margin	Raw	Dist	Condition	Azimuth	Height	Comment	AF	CL	PA
	(Hz)	(dBuV/m)	(dBuV/m)	(dB)	(dBuV)	(m)		(°)	(m)		(dB)	(dB)	(dB)
PK	14.04196G	53.20	88.20	-35.00	63.14	3	Horizontal	100	1.59	-	40.98	13.45	64.37
RMS	14.09104G	40.96	68.20	-27.24	50.76	3	Horizontal	100	1.59	-	41.00	13.46	64.26

6.875-7.125GHz_802.11be EHT80_Nss1,(MCS0),RU484+RU242 MRU 3_2TX

7025MHz_TX

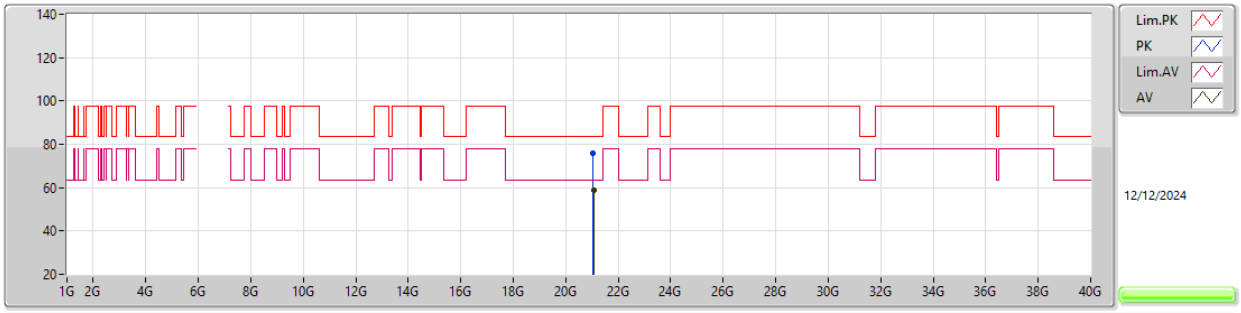

EUT Z_2TX
Setting 22
04-D-M-2

Type	Freq	Level	Limit	Margin	Raw	Dist	Condition	Azimuth	Height	Comment	AF	CL	PA
	(Hz)	(dBuV/m)	(dBuV/m)	(dB)	(dBuV)	(m)		(°)	(m)		(dB)	(dB)	(dB)
PK	21.039G	75.83	83.54	-7.71	70.50	1	Vertical	356	1.55	-	38.00	16.02	48.69
AV	21.059G	58.93	63.54	-4.61	53.59	1	Vertical	356	1.55	-	38.00	16.03	48.69

6.875-7.125GHz_802.11be EHT80_Nss1,(MCS0),RU484+RU242 MRU 3_2TX

7025MHz_TX

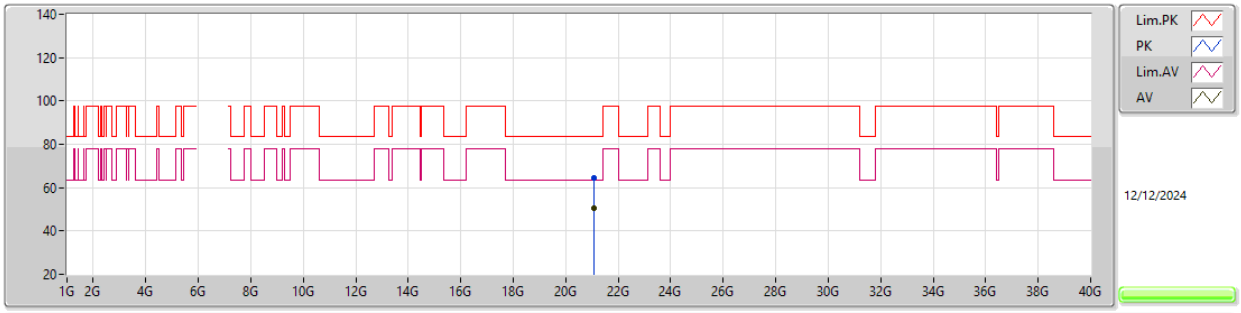

EUT Z_2TX
Setting 22
04-D-M-2

Type	Freq	Level	Limit	Margin	Raw	Dist	Condition	Azimuth	Height	Comment	AF	CL	PA
	(Hz)	(dBuV/m)	(dBuV/m)	(dB)	(dBuV)	(m)		(°)	(m)		(dB)	(dB)	(dB)
PK	21.0566G	64.48	83.54	-19.06	59.14	1	Horizontal	338	1.91	-	38.00	16.03	48.69
AV	21.059G	50.26	63.54	-13.28	44.92	1	Horizontal	338	1.91	-	38.00	16.03	48.69

6.875-7.125GHz_802.11be EHT80_Nss1,(MCS0),RU242+RU242 MRU 1_2TX

7025MHz_TX

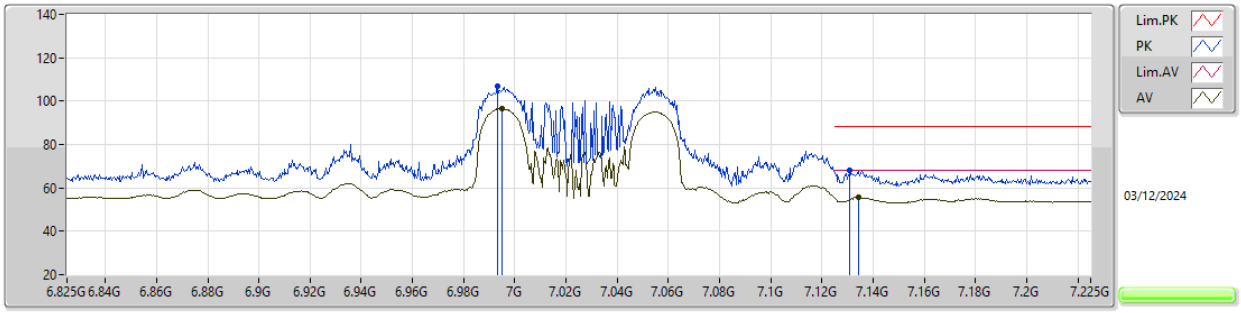

EUT X_2TX
Setting 21.5
01-K-J-8-10

Type	Freq	Level	Limit	Margin	Raw	Dist	Condition	Azimuth	Height	Comment	AF	CL	PA
	(Hz)	(dBuV/m)	(dBuV/m)	(dB)	(dBuV)	(m)		(°)	(m)		(dB)	(dB)	(dB)
PK	6.9934G	106.78	Inf	-Inf	94.80	3	Vertical	16	1.80	-	36.77	7.96	32.75
RMS	6.995G	96.71	Inf	-Inf	84.72	3	Vertical	16	1.80	-	36.78	7.96	32.75
PK	7.131G	68.31	88.20	-19.89	56.20	3	Vertical	16	1.80	-	36.86	7.95	32.70
RMS	7.1342G	55.58	68.20	-12.62	43.46	3	Vertical	16	1.80	-	36.87	7.95	32.70

6.875-7.125GHz_802.11be EHT80_Nss1,(MCS0),RU242+RU242 MRU 1_2TX

7025MHz_TX

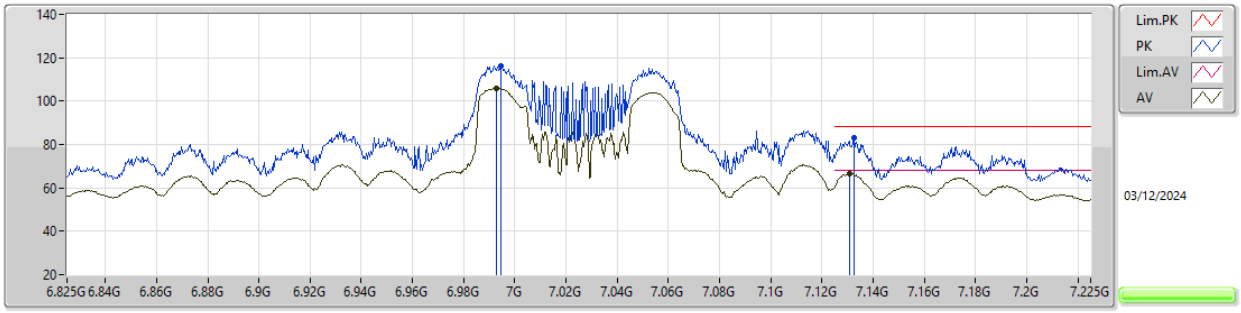

EUT X_2TX
Setting 21.5
01-K-J-8-10

Type	Freq	Level	Limit	Margin	Raw	Dist	Condition	Azimuth	Height	Comment	AF	CL	PA
	(Hz)	(dBuV/m)	(dBuV/m)	(dB)	(dBuV)	(m)		(°)	(m)		(dB)	(dB)	(dB)
PK	6.9946G	116.43	Inf	-Inf	104.44	3	Horizontal	270	1.05	-	36.78	7.96	32.75
RMS	6.9926G	106.04	Inf	-Inf	94.05	3	Horizontal	270	1.05	-	36.77	7.96	32.74
PK	7.1326G	82.95	88.20	-5.25	70.83	3	Horizontal	270	1.05	-	36.87	7.95	32.70
RMS	7.1306G	66.51	68.20	-1.69	54.40	3	Horizontal	270	1.05	-	36.86	7.95	32.70

6.875-7.125GHz_802.11be EHT80_Nss1,(MCS0),RU242+RU242 MRU 1_2TX

7025MHz_TX

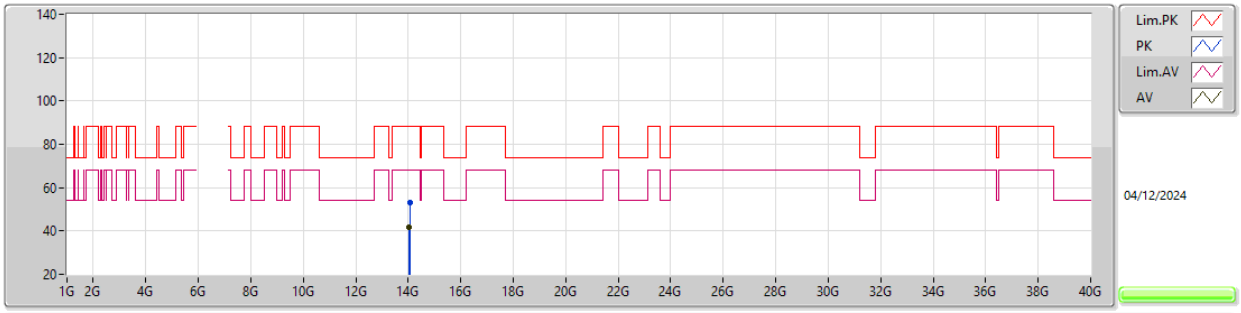

EUT Z_2TX
Setting 20.5
01-K-J-8

Type	Freq	Level	Limit	Margin	Raw	Dist	Condition	Azimuth	Height	Comment	AF	CL	PA
	(Hz)	(dBuV/m)	(dBuV/m)	(dB)	(dBuV)	(m)		(°)	(m)		(dB)	(dB)	(dB)
PK	14.07172G	53.24	88.20	-34.96	63.08	3	Vertical	196	1.93	-	41.00	13.46	64.30
RMS	14.04772G	41.66	68.20	-26.54	51.57	3	Vertical	196	1.93	-	41.00	13.45	64.36

6.875-7.125GHz_802.11be EHT80_Nss1,(MCS0),RU242+RU242 MRU 1_2TX

7025MHz_TX

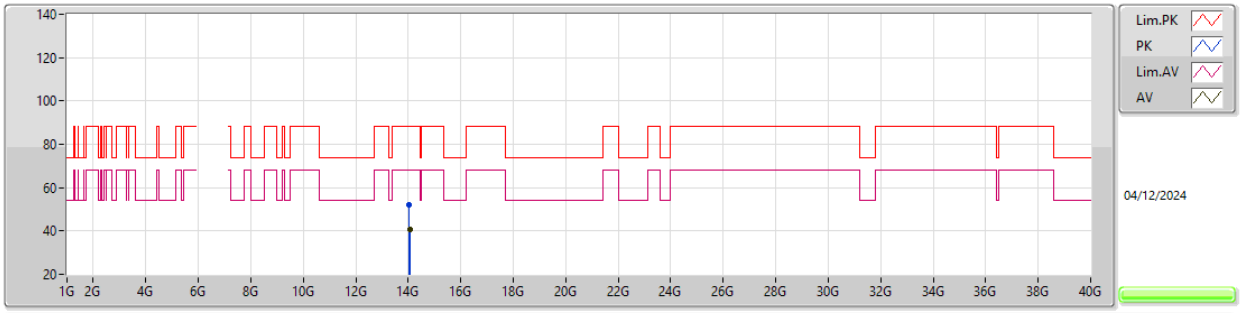

EUT Z_2TX
Setting 20.5
01-K-J-8

Type	Freq	Level	Limit	Margin	Raw	Dist	Condition	Azimuth	Height	Comment	AF	CL	PA
	(Hz)	(dBuV/m)	(dBuV/m)	(dB)	(dBuV)	(m)		(°)	(m)		(dB)	(dB)	(dB)
PK	14.04076G	51.94	88.20	-36.26	61.88	3	Horizontal	249	1.93	-	40.98	13.45	64.37
RMS	14.06272G	40.66	68.20	-27.54	50.52	3	Horizontal	249	1.93	-	41.00	13.46	64.32

6.875-7.125GHz_802.11be EHT80_Nss1,(MCS0),RU242+RU242 MRU 1_2TX

7025MHz_TX

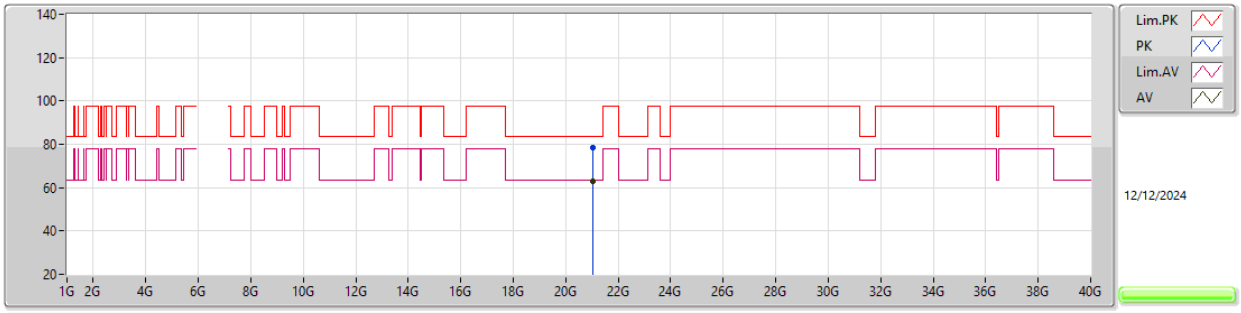

EUT Z_2TX
Setting 20.5
04-D-M-2

Type	Freq	Level	Limit	Margin	Raw	Dist	Condition	Azimuth	Height	Comment	AF	CL	PA
	(Hz)	(dBuV/m)	(dBuV/m)	(dB)	(dBuV)	(m)		(°)	(m)		(dB)	(dB)	(dB)
PK	21.0374G	78.68	83.54	-4.86	73.35	1	Vertical	324	1.66	-	38.00	16.02	48.69
AV	21.0382G	62.78	63.54	-0.76	57.45	1	Vertical	324	1.66	-	38.00	16.02	48.69

6.875-7.125GHz_802.11be EHT80_Nss1,(MCS0),RU242+RU242 MRU 1_2TX

7025MHz_TX

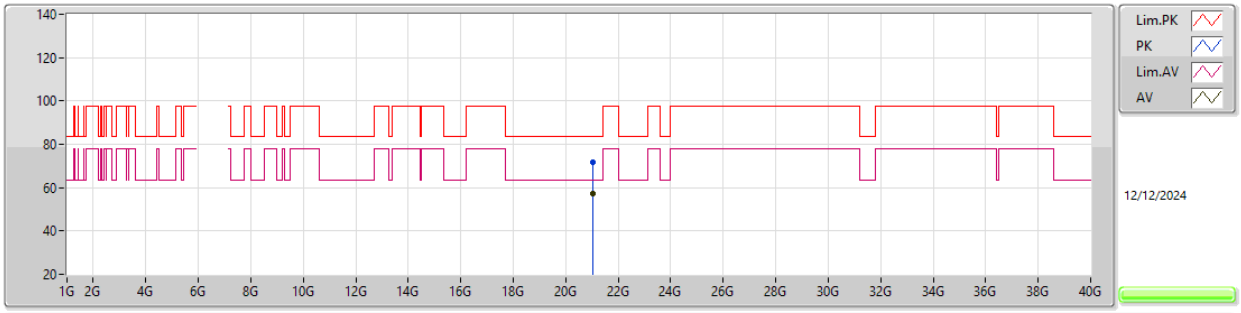

EUT Z_2TX
Setting 20.5
04-D-M-2

Type	Freq	Level	Limit	Margin	Raw	Dist	Condition	Azimuth	Height	Comment	AF	CL	PA
	(Hz)	(dBuV/m)	(dBuV/m)	(dB)	(dBuV)	(m)		(°)	(m)		(dB)	(dB)	(dB)
PK	21.0398G	71.98	83.54	-11.56	66.65	1	Horizontal	309	1.74	-	38.00	16.02	48.69
AV	21.0398G	57.39	63.54	-6.15	52.06	1	Horizontal	309	1.74	-	38.00	16.02	48.69

5.925-6.425GHz_802.11be EHT160_Nss1,(MCS0),RU996+RU484 MRU 2_2TX

6025MHz_TX

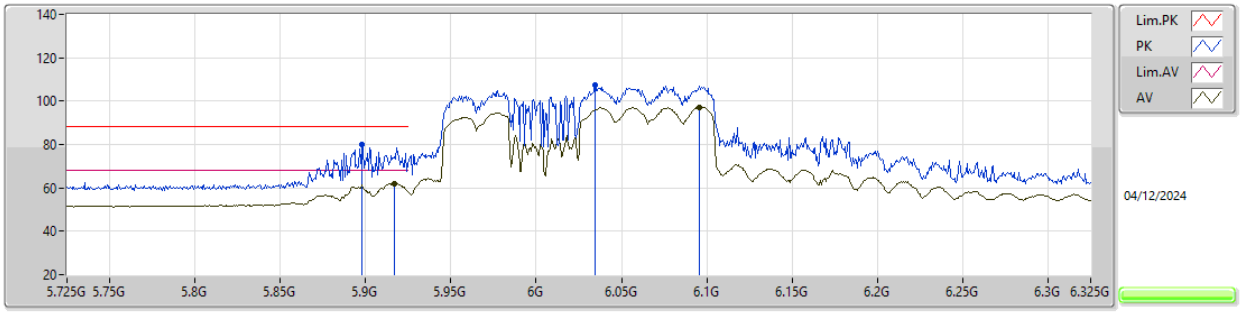

EUT X_2TX
Setting 22
01-K-J-8-10

Type	Freq	Level	Limit	Margin	Raw	Dist	Condition	Azimuth	Height	Comment	AF	CL	PA
	(Hz)	(dBuV/m)	(dBuV/m)	(dB)	(dBuV)	(m)		(°)	(m)		(dB)	(dB)	(dB)
PK	5.8978G	79.93	88.20	-8.27	70.16	3	Vertical	28	1.01	-	34.79	7.42	32.44
RMS	5.917G	62.07	68.20	-6.13	52.17	3	Vertical	28	1.01	-	34.90	7.44	32.44
PK	6.0346G	107.55	Inf	-Inf	97.10	3	Vertical	28	1.01	-	35.37	7.52	32.44
RMS	6.0958G	97.20	Inf	-Inf	86.69	3	Vertical	28	1.01	-	35.40	7.54	32.43

5.925-6.425GHz_802.11be EHT160_Nss1,(MCS0),RU996+RU484 MRU 2_2TX

6025MHz_TX

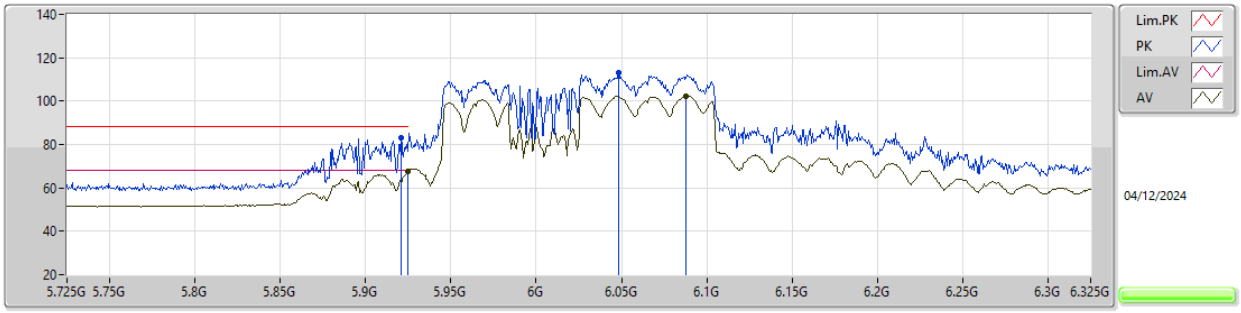

EUT X_2TX
Setting 22
01-K-J-8-10

Type	Freq	Level	Limit	Margin	Raw	Dist	Condition	Azimuth	Height	Comment	AF	CL	PA
	(Hz)	(dBuV/m)	(dBuV/m)	(dB)	(dBuV)	(m)		(°)	(m)		(dB)	(dB)	(dB)
PK	5.9206G	83.12	88.20	-5.08	73.20	3	Horizontal	274	1.00	-	34.92	7.44	32.44
RMS	5.9248G	67.68	68.20	-0.52	57.73	3	Horizontal	274	1.00	-	34.95	7.44	32.44
PK	6.0484G	113.09	Inf	-Inf	102.60	3	Horizontal	274	1.00	-	35.40	7.52	32.43
RMS	6.088G	102.50	Inf	-Inf	91.99	3	Horizontal	274	1.00	-	35.40	7.54	32.43

5.925-6.425GHz_802.11be EHT160_Nss1,(MCS0),RU996+RU484 MRU 2_2TX

6025MHz_TX

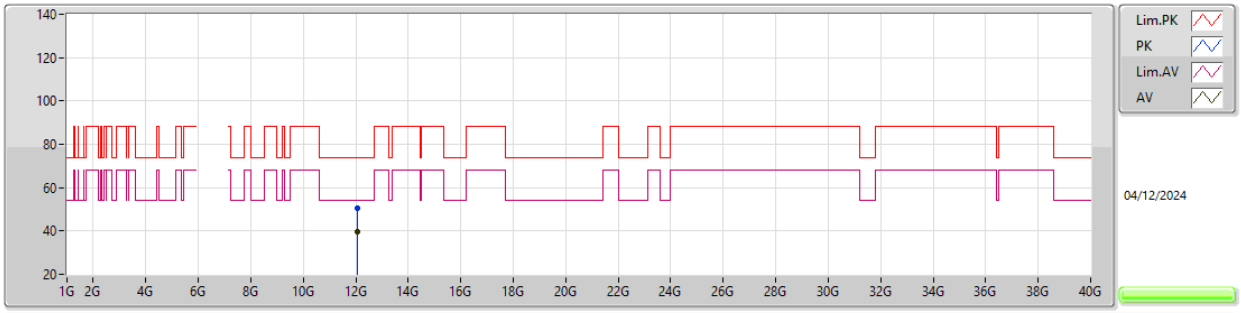

EUT Z_2TX
Setting 22
01-K-J-8

Type	Freq	Level	Limit	Margin	Raw	Dist	Condition	Azimuth	Height	Comment	AF	CL	PA
	(Hz)	(dBuV/m)	(dBuV/m)	(dB)	(dBuV)	(m)		(°)	(m)		(dB)	(dB)	(dB)
PK	12.0724G	50.66	74.00	-23.34	65.29	3	Vertical	11	1.35	-	38.64	12.40	65.67
AV	12.0699G	39.41	54.00	-14.59	54.05	3	Vertical	11	1.35	-	38.64	12.40	65.68

5.925-6.425GHz_802.11be EHT160_Nss1,(MCS0),RU996+RU484 MRU 2_2TX

6025MHz_TX

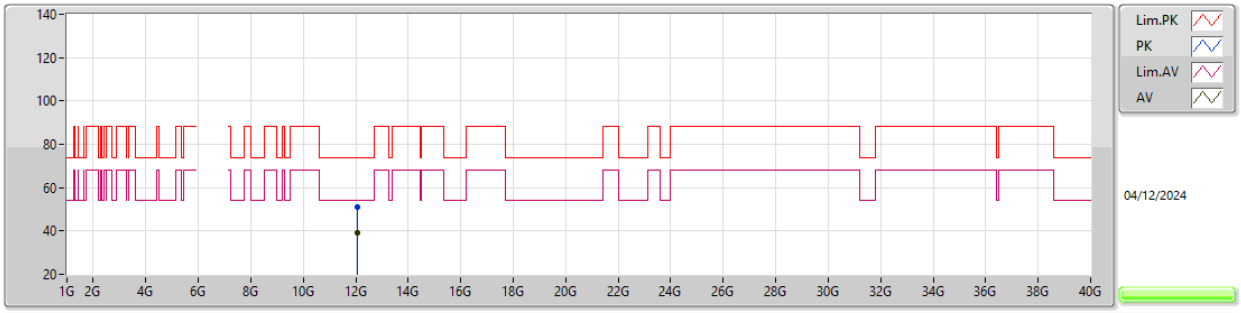

EUT Z_2TX
Setting 22
01-K-J-8

Type	Freq	Level	Limit	Margin	Raw	Dist	Condition	Azimuth	Height	Comment	AF	CL	PA
	(Hz)	(dBuV/m)	(dBuV/m)	(dB)	(dBuV)	(m)		(°)	(m)		(dB)	(dB)	(dB)
PK	12.05315G	50.85	74.00	-23.15	65.54	3	Horizontal	177	1.80	-	38.61	12.39	65.69
AV	12.07165G	39.25	54.00	-14.75	53.89	3	Horizontal	177	1.80	-	38.64	12.40	65.68

5.925-6.425GHz_802.11be EHT160_Nss1,(MCS0),RU996+RU484 MRU 2_2TX

6025MHz_TX

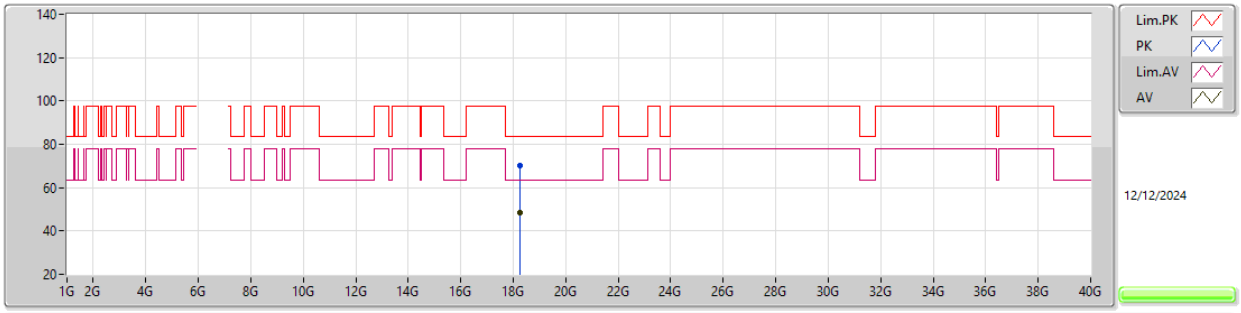

EUT Z_2TX
Setting 22
04-D-M-2

Type	Freq	Level	Limit	Margin	Raw	Dist	Condition	Azimuth	Height	Comment	AF	CL	PA
	(Hz)	(dBuV/m)	(dBuV/m)	(dB)	(dBuV)	(m)		(°)	(m)		(dB)	(dB)	(dB)
PK	18.2488G	70.36	83.54	-13.18	65.73	1	Vertical	97	1.59	-	37.60	15.28	48.25
AV	18.2518G	48.67	63.54	-14.87	44.05	1	Vertical	97	1.59	-	37.60	15.27	48.25

5.925-6.425GHz_802.11be EHT160_Nss1,(MCS0),RU996+RU484 MRU 2_2TX

6025MHz_TX

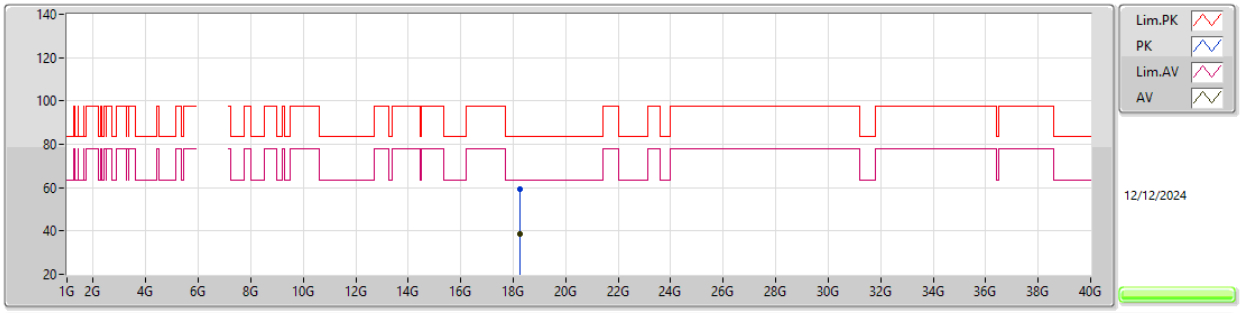

EUT Z_2TX
Setting 22
04-D-M-2

Type	Freq	Level	Limit	Margin	Raw	Dist	Condition	Azimuth	Height	Comment	AF	CL	PA
	(Hz)	(dBuV/m)	(dBuV/m)	(dB)	(dBuV)	(m)		(°)	(m)		(dB)	(dB)	(dB)
PK	18.253G	59.39	83.54	-24.15	54.77	1	Horizontal	95	1.73	-	37.60	15.27	48.25
AV	18.249G	38.75	63.54	-24.79	34.12	1	Horizontal	95	1.73	-	37.60	15.28	48.25

5.925-6.425GHz_802.11be EHT160_Nss1,(MCS0),RU726+RU242+RU242 MRU 1_2TX

6025MHz_TX

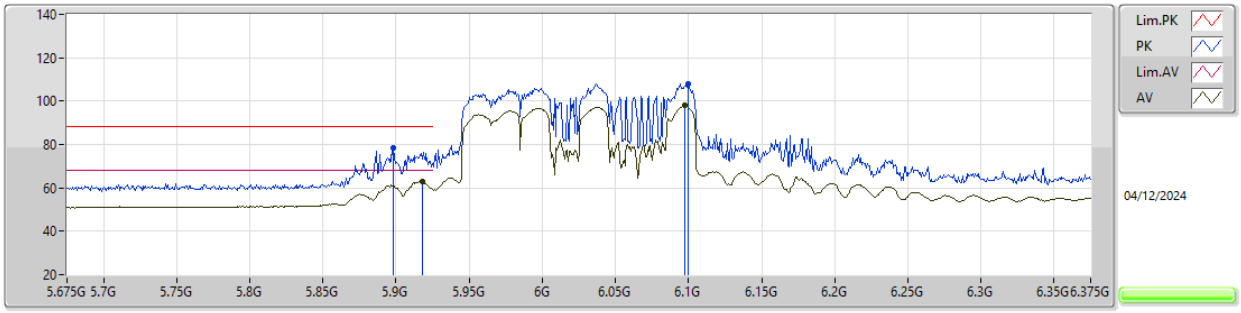

EUT X_2TX
Setting 21.5
01-K-J-8-10

Type	Freq	Level	Limit	Margin	Raw	Dist	Condition	Azimuth	Height	Comment	AF	CL	PA
	(Hz)	(dBuV/m)	(dBuV/m)	(dB)	(dBuV)	(m)		(°)	(m)		(dB)	(dB)	(dB)
PK	5.8983G	78.38	88.20	-9.82	68.61	3	Vertical	28	1.03	-	34.79	7.42	32.44
RMS	5.9179G	62.81	68.20	-5.39	52.90	3	Vertical	28	1.03	-	34.91	7.44	32.44
PK	6.0999G	107.97	Inf	-Inf	97.46	3	Vertical	28	1.03	-	35.40	7.54	32.43
RMS	6.0978G	98.01	Inf	-Inf	87.50	3	Vertical	28	1.03	-	35.40	7.54	32.43

5.925-6.425GHz_802.11be EHT160_Nss1,(MCS0),RU726+RU242+RU242 MRU 1_2TX

6025MHz_TX

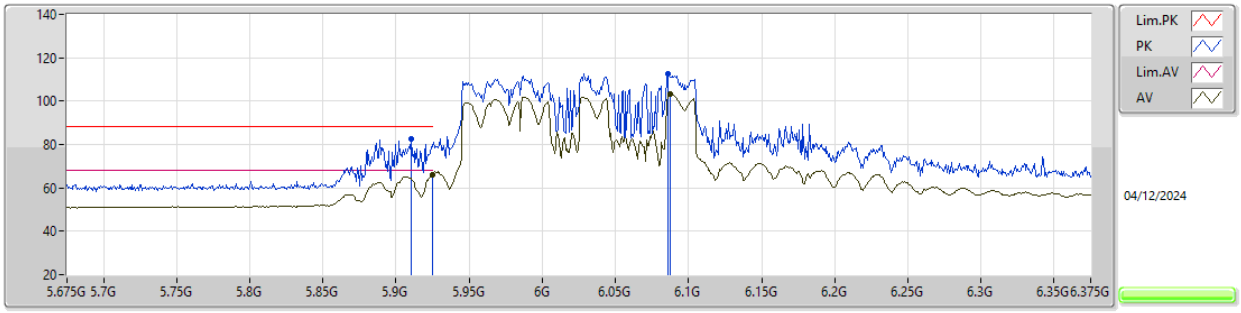

EUT X_2TX
Setting 21.5
01-K-J-8-10

Type	Freq	Level	Limit	Margin	Raw	Dist	Condition	Azimuth	Height	Comment	AF	CL	PA
	(Hz)	(dBuV/m)	(dBuV/m)	(dB)	(dBuV)	(m)		(°)	(m)		(dB)	(dB)	(dB)
PK	5.9102G	82.60	88.20	-5.60	72.75	3	Horizontal	270	1.01	-	34.86	7.43	32.44
RMS	5.9249G	66.15	68.20	-2.05	56.20	3	Horizontal	270	1.01	-	34.95	7.44	32.44
PK	6.0859G	112.77	Inf	-Inf	102.26	3	Horizontal	270	1.01	-	35.40	7.54	32.43
RMS	6.0873G	103.14	Inf	-Inf	92.63	3	Horizontal	270	1.01	-	35.40	7.54	32.43

5.925-6.425GHz_802.11be EHT160_Nss1,(MCS0),RU726+RU242+RU242 MRU 1_2TX

6025MHz_TX

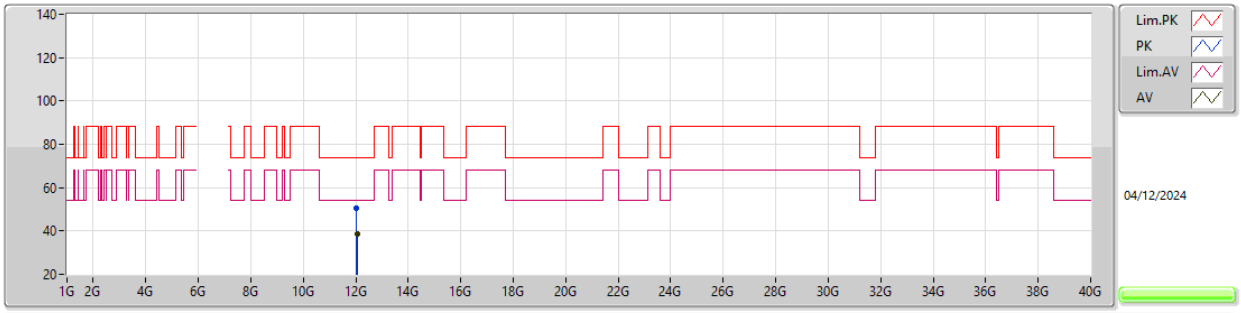

EUT Z_2TX
Setting 21.5
01-K-J-8

Type	Freq	Level	Limit	Margin	Raw	Dist	Condition	Azimuth	Height	Comment	AF	CL	PA
	(Hz)	(dBuV/m)	(dBuV/m)	(dB)	(dBuV)	(m)		(°)	(m)		(dB)	(dB)	(dB)
PK	12.0321G	50.35	74.00	-23.65	65.04	3	Vertical	6	1.87	-	38.64	12.38	65.71
AV	12.07225G	38.38	54.00	-15.62	53.01	3	Vertical	6	1.87	-	38.64	12.40	65.67

5.925-6.425GHz_802.11be EHT160_Nss1,(MCS0),RU726+RU242+RU242 MRU 1_2TX

6025MHz_TX

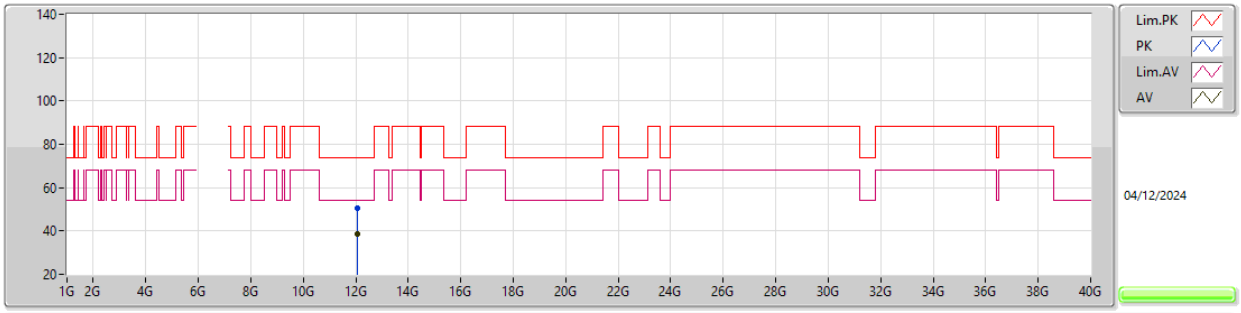

EUT Z_2TX
Setting 21.5
01-K-J-8

Type	Freq	Level	Limit	Margin	Raw	Dist	Condition	Azimuth	Height	Comment	AF	CL	PA
	(Hz)	(dBuV/m)	(dBuV/m)	(dB)	(dBuV)	(m)		(°)	(m)		(dB)	(dB)	(dB)
PK	12.06875G	50.38	74.00	-23.62	65.02	3	Horizontal	30	1.51	-	38.64	12.40	65.68
AV	12.06775G	38.43	54.00	-15.57	53.07	3	Horizontal	30	1.51	-	38.64	12.40	65.68

5.925-6.425GHz_802.11be EHT160_Nss1,(MCS0),RU726+RU242+RU242 MRU 1_2TX

6025MHz_TX

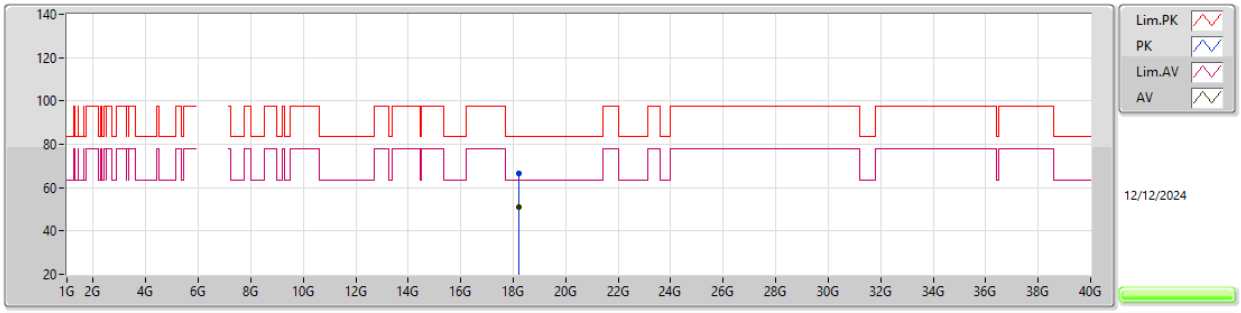

EUT Z_2TX
Setting 21.5
04-D-M-2

Type	Freq	Level	Limit	Margin	Raw	Dist	Condition	Azimuth	Height	Comment	AF	CL	PA
	(Hz)	(dBuV/m)	(dBuV/m)	(dB)	(dBuV)	(m)		(°)	(m)		(dB)	(dB)	(dB)
PK	18.232G	66.57	83.54	-16.97	61.94	1	Vertical	95	1.59	-	37.60	15.28	48.25
AV	18.231G	50.91	63.54	-12.63	46.28	1	Vertical	95	1.59	-	37.60	15.28	48.25

5.925-6.425GHz_802.11be EHT160_Nss1,(MCS0),RU726+RU242+RU242 MRU 1_2TX

6025MHz_TX

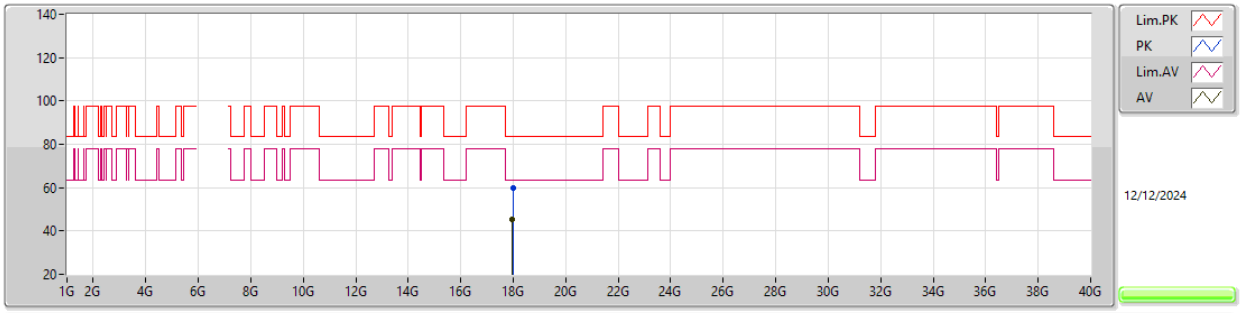

EUT Z_2TX
Setting 21.5
04-D-M-2

Type	Freq	Level	Limit	Margin	Raw	Dist	Condition	Azimuth	Height	Comment	AF	CL	PA
	(Hz)	(dBuV/m)	(dBuV/m)	(dB)	(dBuV)	(m)		(°)	(m)		(dB)	(dB)	(dB)
PK	18.006G	59.68	83.54	-23.86	54.93	1	Horizontal	76	1.60	-	37.66	15.29	48.20
AV	17.958G	45.51	63.54	-18.03	40.73	1	Horizontal	76	1.60	-	37.61	15.26	48.09

5.925-6.425GHz_802.11be EHT160_Nss1,(MCS0),RU484+RU484 MRU 1_2TX

6025MHz_TX

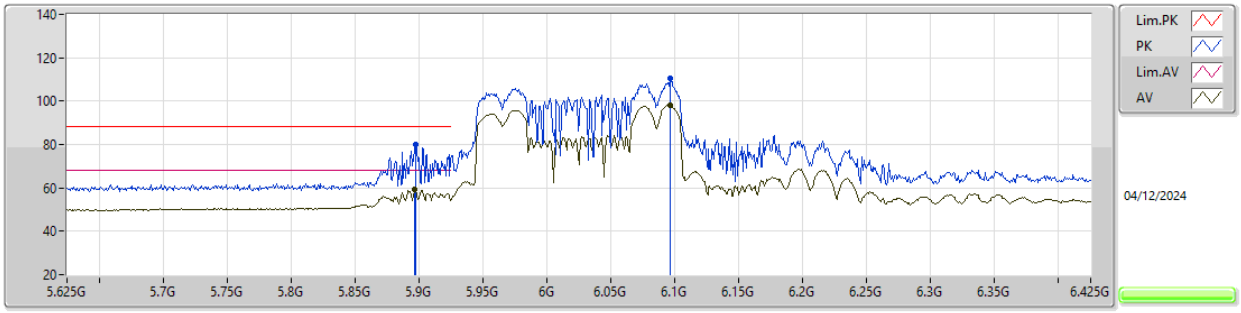

EUT X_2TX
Setting 22
01-K-J-8-10

Type	Freq	Level	Limit	Margin	Raw	Dist	Condition	Azimuth	Height	Comment	AF	CL	PA
	(Hz)	(dBuV/m)	(dBuV/m)	(dB)	(dBuV)	(m)		(°)	(m)		(dB)	(dB)	(dB)
PK	5.8978G	80.18	88.20	-8.02	70.41	3	Vertical	32	1.01	-	34.79	7.42	32.44
RMS	5.897G	59.30	68.20	-8.90	49.54	3	Vertical	32	1.01	-	34.78	7.42	32.44
PK	6.0962G	110.70	Inf	-Inf	100.19	3	Vertical	32	1.01	-	35.40	7.54	32.43
RMS	6.0962G	98.17	Inf	-Inf	87.66	3	Vertical	32	1.01	-	35.40	7.54	32.43

5.925-6.425GHz_802.11be EHT160_Nss1,(MCS0),RU484+RU484 MRU 1_2TX

6025MHz_TX

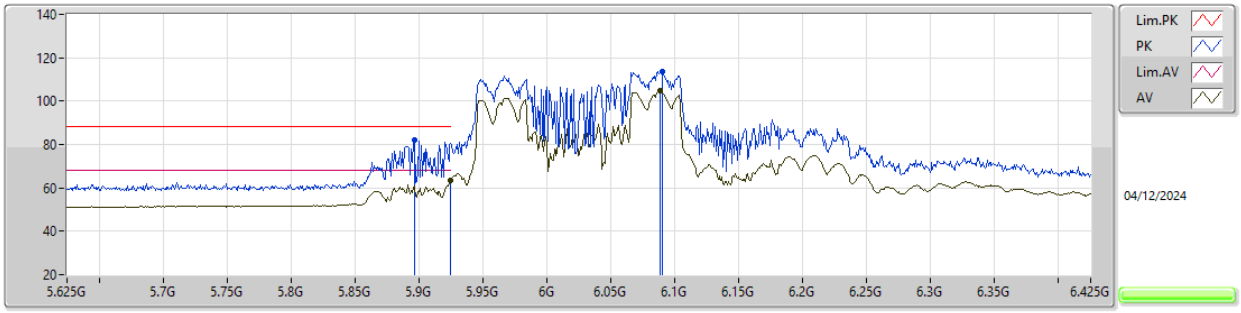

EUT X_2TX
Setting 22
01-K-J-8-10

Type	Freq	Level	Limit	Margin	Raw	Dist	Condition	Azimuth	Height	Comment	AF	CL	PA
	(Hz)	(dBuV/m)	(dBuV/m)	(dB)	(dBuV)	(m)		(°)	(m)		(dB)	(dB)	(dB)
PK	5.8962G	82.05	88.20	-6.15	72.29	3	Horizontal	267	1.01	-	34.78	7.42	32.44
RMS	5.925G	63.36	68.20	-4.84	53.41	3	Horizontal	267	1.01	-	34.95	7.44	32.44
PK	6.0906G	113.49	Inf	-Inf	102.98	3	Horizontal	267	1.01	-	35.40	7.54	32.43
RMS	6.0882G	104.57	Inf	-Inf	94.06	3	Horizontal	267	1.01	-	35.40	7.54	32.43

5.925-6.425GHz_802.11be EHT160_Nss1,(MCS0),RU484+RU484 MRU 1_2TX

6025MHz_TX

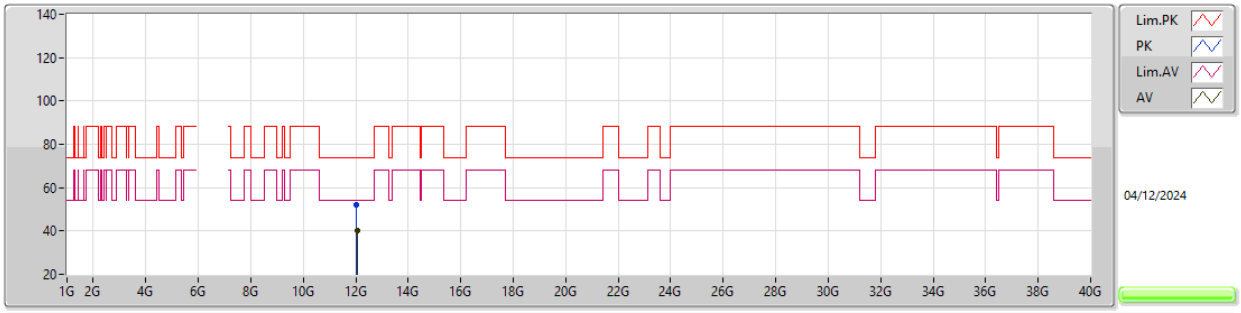

EUT Z_2TX
Setting 22
01-K-J-8

Type	Freq	Level	Limit	Margin	Raw	Dist	Condition	Azimuth	Height	Comment	AF	CL	PA
	(Hz)	(dBuV/m)	(dBuV/m)	(dB)	(dBuV)	(m)		(°)	(m)		(dB)	(dB)	(dB)
PK	12.03055G	51.93	74.00	-22.07	66.62	3	Vertical	75	1.67	-	38.64	12.38	65.71
AV	12.07155G	40.31	54.00	-13.69	54.95	3	Vertical	75	1.67	-	38.64	12.40	65.68

5.925-6.425GHz_802.11be EHT160_Nss1,(MCS0),RU484+RU484 MRU 1_2TX

6025MHz_TX

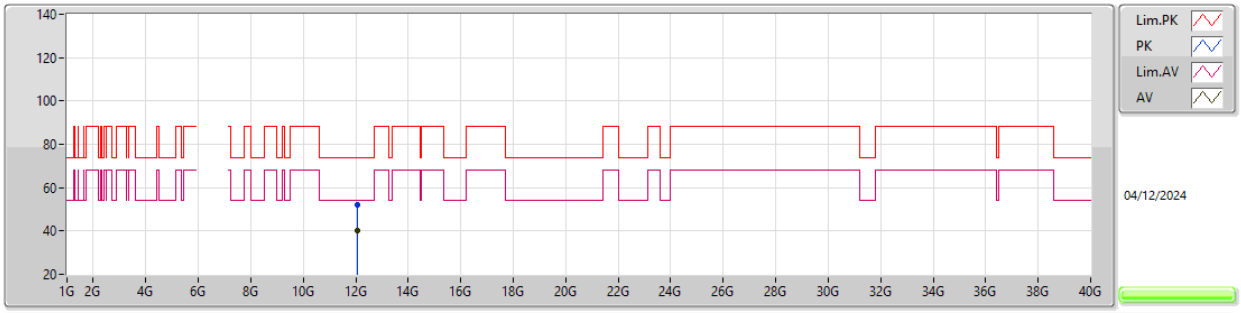

EUT Z_2TX
Setting 22
01-K-J-8

Type	Freq	Level	Limit	Margin	Raw	Dist	Condition	Azimuth	Height	Comment	AF	CL	PA
	(Hz)	(dBuV/m)	(dBuV/m)	(dB)	(dBuV)	(m)		(°)	(m)		(dB)	(dB)	(dB)
PK	12.07305G	52.27	74.00	-21.73	66.89	3	Horizontal	144	1.61	-	38.65	12.40	65.67
AV	12.0688G	40.34	54.00	-13.66	54.98	3	Horizontal	144	1.61	-	38.64	12.40	65.68

5.925-6.425GHz_802.11be EHT160_Nss1,(MCS0),RU484+RU484 MRU 1_2TX

6025MHz_TX

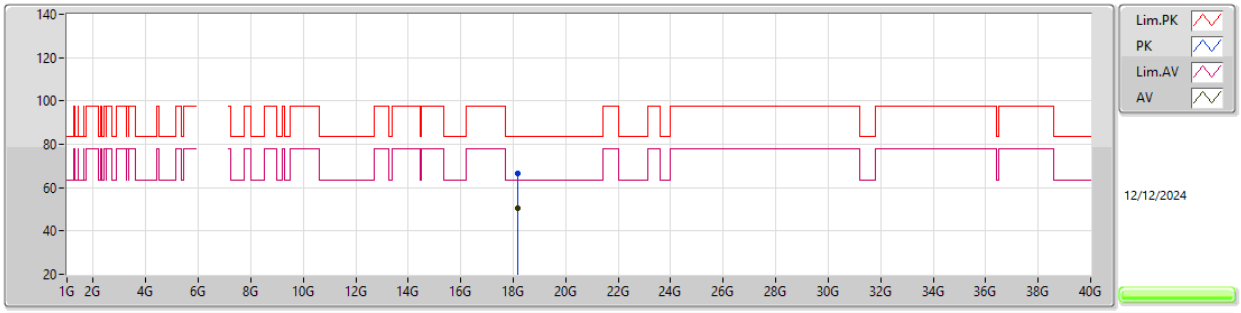

EUT Z_2TX
Setting 22
04-D-M-2

Type	Freq	Level	Limit	Margin	Raw	Dist	Condition	Azimuth	Height	Comment	AF	CL	PA
	(Hz)	(dBuV/m)	(dBuV/m)	(dB)	(dBuV)	(m)		(°)	(m)		(dB)	(dB)	(dB)
PK	18.188G	66.68	83.54	-16.86	62.06	1	Vertical	96	1.58	-	37.58	15.28	48.24
AV	18.182G	50.34	63.54	-13.20	45.74	1	Vertical	96	1.58	-	37.56	15.28	48.24

5.925-6.425GHz_802.11be EHT160_Nss1,(MCS0),RU484+RU484 MRU 1_2TX

6025MHz_TX

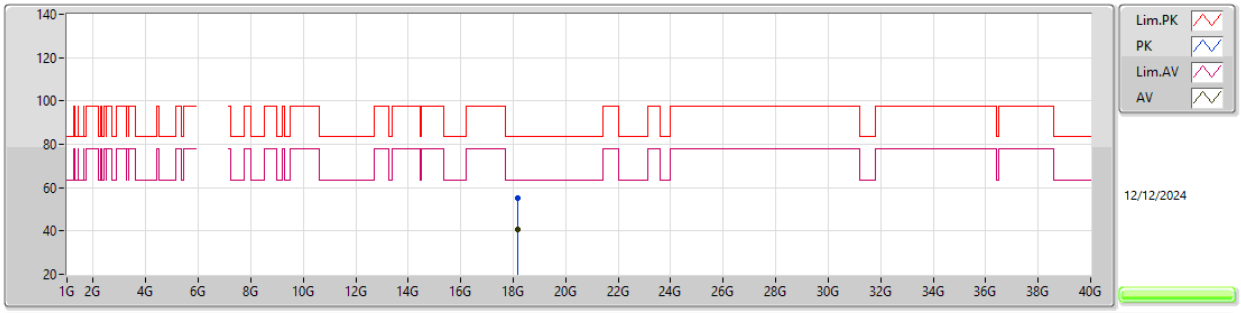

EUT Z_2TX
Setting 22
04-D-M-2

Type	Freq	Level	Limit	Margin	Raw	Dist	Condition	Azimuth	Height	Comment	AF	CL	PA
	(Hz)	(dBuV/m)	(dBuV/m)	(dB)	(dBuV)	(m)		(°)	(m)		(dB)	(dB)	(dB)
PK	18.159G	55.07	83.54	-28.47	50.50	1	Horizontal	246	1.86	-	37.52	15.28	48.23
AV	18.152G	40.62	63.54	-22.92	36.07	1	Horizontal	246	1.86	-	37.50	15.28	48.23

6.875-7.125GHz_802.11be EHT160_Nss1,(MCS0),RU996+RU484 MRU 2_2TX

6985MHz_TX

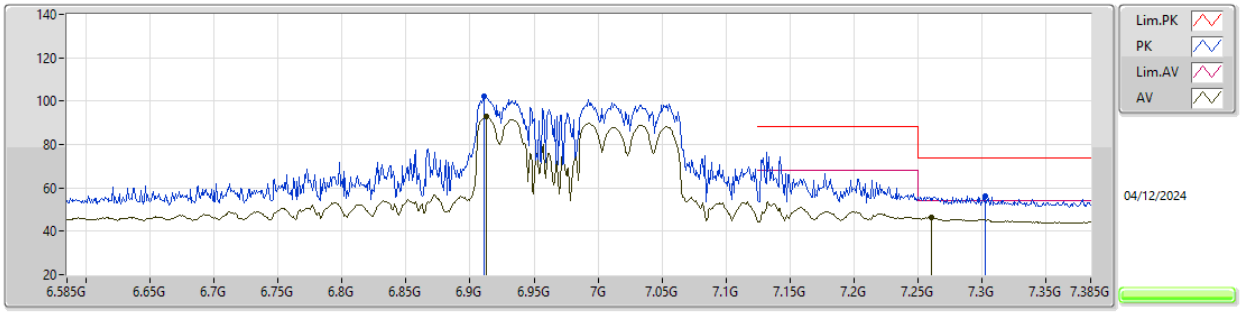

EUT X_2TX
Setting 20.5
01-K-J-8

Type	Freq	Level	Limit	Margin	Raw	Dist	Condition	Azimuth	Height	Comment	AF	CL	PA
	(Hz)	(dBuV/m)	(dBuV/m)	(dB)	(dBuV)	(m)		(°)	(m)		(dB)	(dB)	(dB)
PK	6.9106G	102.32	Inf	-Inf	90.51	3	Vertical	20	1.80	-	36.52	7.97	32.68
AV	6.913G	92.84	Inf	-Inf	81.03	3	Vertical	20	1.80	-	36.53	7.97	32.69
PK	7.3026G	56.02	74.00	-17.98	43.18	3	Vertical	20	1.80	-	37.51	7.97	32.64
AV	7.2602G	46.43	54.00	-7.57	33.78	3	Vertical	20	1.80	-	37.34	7.96	32.65

6.875-7.125GHz_802.11be EHT160_Nss1,(MCS0),RU996+RU484 MRU 2_2TX

6985MHz_TX

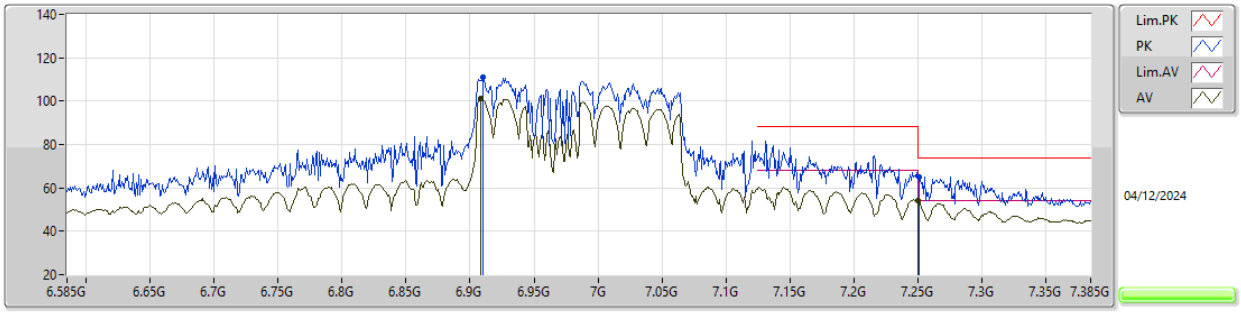

EUT X_2TX
Setting 20.5
01-K-J-8

Type	Freq	Level	Limit	Margin	Raw	Dist	Condition	Azimuth	Height	Comment	AF	CL	PA
	(Hz)	(dBuV/m)	(dBuV/m)	(dB)	(dBuV)	(m)		(°)	(m)		(dB)	(dB)	(dB)
PK	6.9098G	111.18	Inf	-Inf	99.37	3	Horizontal	296	1.01	-	36.52	7.97	32.68
AV	6.9082G	101.10	Inf	-Inf	89.29	3	Horizontal	296	1.01	-	36.52	7.97	32.68
PK	7.2506G	65.19	74.00	-8.81	52.58	3	Horizontal	296	1.01	-	37.30	7.96	32.65
AV	7.25G	53.94	54.00	-0.06	41.34	3	Horizontal	296	1.01	-	37.30	7.96	32.66

6.875-7.125GHz_802.11be EHT160_Nss1,(MCS0),RU996+RU484 MRU 2_2TX

6985MHz_TX

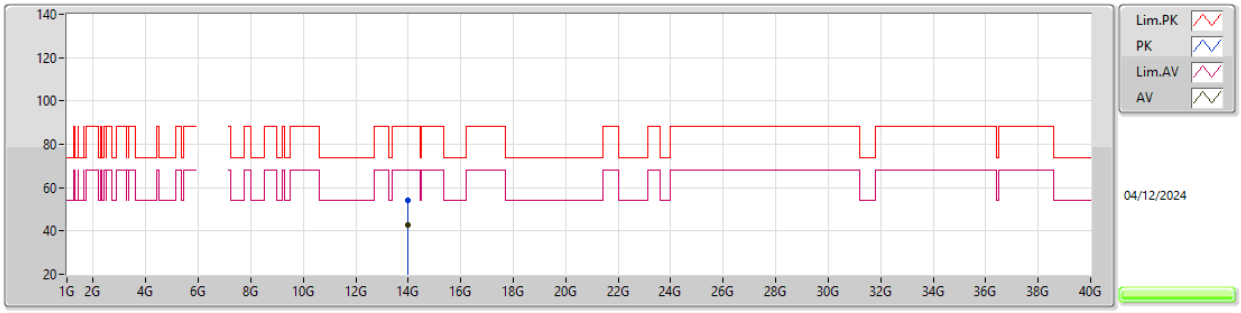

EUT Z_2TX
Setting 20.5
01-K-J-8

Type	Freq	Level	Limit	Margin	Raw	Dist	Condition	Azimuth	Height	Comment	AF	CL	PA
	(Hz)	(dBuV/m)	(dBuV/m)	(dB)	(dBuV)	(m)		(°)	(m)		(dB)	(dB)	(dB)
PK	13.9885G	54.10	88.20	-34.10	64.22	3	Vertical	346	1.54	-	40.90	13.44	64.46
RMS	13.9699G	42.89	68.20	-25.31	53.01	3	Vertical	346	1.54	-	40.90	13.43	64.45

6.875-7.125GHz_802.11be EHT160_Nss1,(MCS0),RU996+RU484 MRU 2_2TX

6985MHz_TX

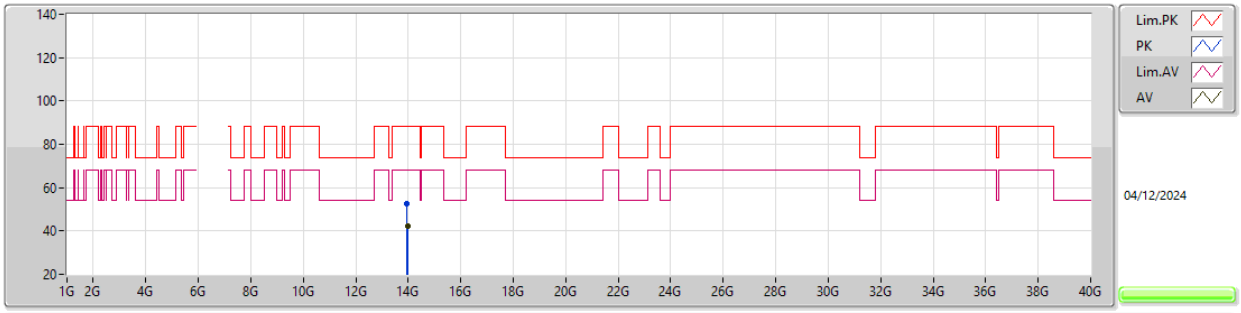

EUT Z_2TX
Setting 20.5
01-K-J-8

Type	Freq	Level	Limit	Margin	Raw	Dist	Condition	Azimuth	Height	Comment	AF	CL	PA
	(Hz)	(dBuV/m)	(dBuV/m)	(dB)	(dBuV)	(m)		(°)	(m)		(dB)	(dB)	(dB)
PK	13.9484G	52.81	88.20	-35.39	62.93	3	Horizontal	282	2.00	-	40.90	13.42	64.44
RMS	13.96985G	42.09	68.20	-26.11	52.21	3	Horizontal	282	2.00	-	40.90	13.43	64.45

6.875-7.125GHz_802.11be EHT160_Nss1,(MCS0),RU996+RU484 MRU 2_2TX

6985MHz_TX

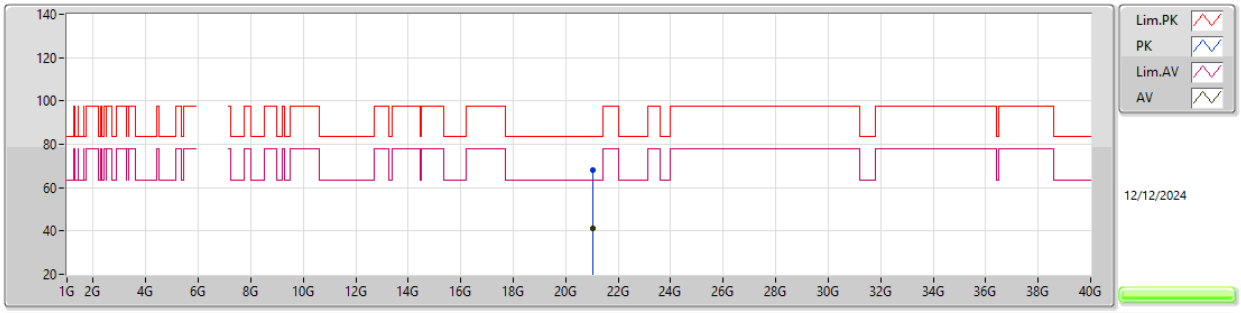

EUT Z_2TX
Setting 20.5
04-D-M-2

Type	Freq	Level	Limit	Margin	Raw	Dist	Condition	Azimuth	Height	Comment	AF	CL	PA
	(Hz)	(dBuV/m)	(dBuV/m)	(dB)	(dBuV)	(m)		(°)	(m)		(dB)	(dB)	(dB)
PK	21.0302G	68.17	83.54	-15.37	62.85	1	Vertical	323	1.67	-	38.00	16.01	48.69
AV	21.0402G	41.04	63.54	-22.50	35.71	1	Vertical	323	1.67	-	38.00	16.02	48.69

6.875-7.125GHz_802.11be EHT160_Nss1,(MCS0),RU996+RU484 MRU 2_2TX

6985MHz_TX

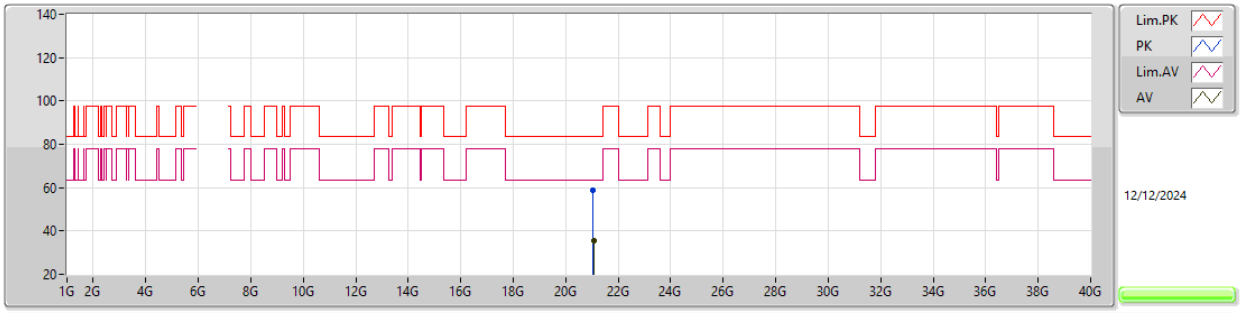

EUT Z_2TX
Setting 20.5
04-D-M-2

Type	Freq	Level	Limit	Margin	Raw	Dist	Condition	Azimuth	Height	Comment	AF	CL	PA
	(Hz)	(dBuV/m)	(dBuV/m)	(dB)	(dBuV)	(m)		(°)	(m)		(dB)	(dB)	(dB)
PK	21.0502G	58.98	83.54	-24.56	53.64	1	Horizontal	307	1.81	-	38.00	16.03	48.69
AV	21.0558G	35.55	63.54	-27.99	30.21	1	Horizontal	307	1.81	-	38.00	16.03	48.69

6.875-7.125GHz_802.11be EHT160_Nss1,(MCS0),RU726+RU242+RU242 MRU 1_2TX

6985MHz_TX

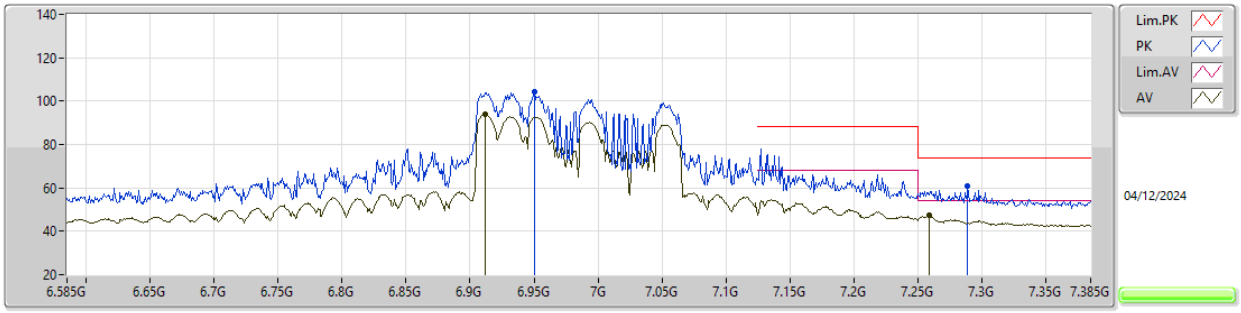

EUT X_2TX
Setting 21
01-K-J-8

Type	Freq	Level	Limit	Margin	Raw	Dist	Condition	Azimuth	Height	Comment	AF	CL	PA
	(Hz)	(dBuV/m)	(dBuV/m)	(dB)	(dBuV)	(m)		(°)	(m)		(dB)	(dB)	(dB)
PK	6.9506G	104.40	Inf	-Inf	92.55	3	Vertical	23	1.80	-	36.60	7.96	32.71
AV	6.9114G	93.92	Inf	-Inf	82.11	3	Vertical	23	1.80	-	36.52	7.97	32.68
PK	7.289G	61.04	74.00	-12.96	48.25	3	Vertical	23	1.80	-	37.46	7.97	32.64
AV	7.2586G	47.31	54.00	-6.69	34.67	3	Vertical	23	1.80	-	37.33	7.96	32.65

6.875-7.125GHz_802.11be EHT160_Nss1,(MCS0),RU726+RU242+RU242 MRU 1_2TX

6985MHz_TX

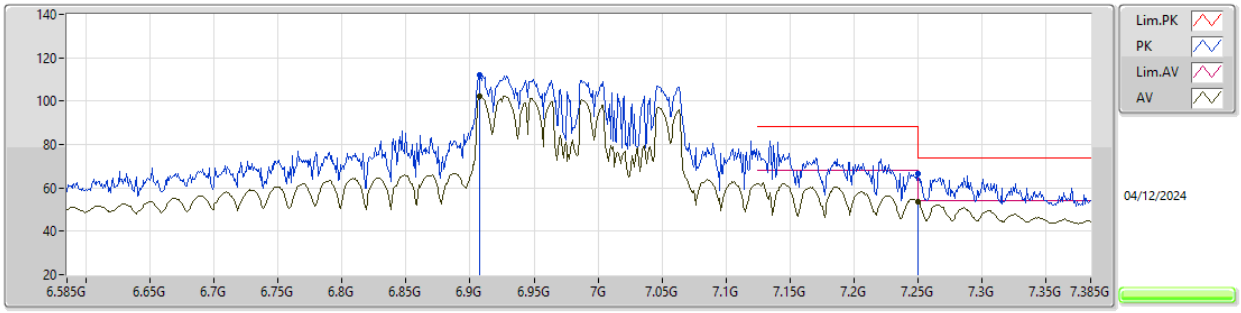

EUT X_2TX
Setting 21
01-K-J-8

Type	Freq	Level	Limit	Margin	Raw	Dist	Condition	Azimuth	Height	Comment	AF	CL	PA
	(Hz)	(dBuV/m)	(dBuV/m)	(dB)	(dBuV)	(m)		(°)	(m)		(dB)	(dB)	(dB)
PK	6.9074G	112.10	Inf	-Inf	100.30	3	Horizontal	298	1.01	-	36.51	7.97	32.68
AV	6.9074G	102.19	Inf	-Inf	90.39	3	Horizontal	298	1.01	-	36.51	7.97	32.68
PK	7.25G	66.48	74.00	-7.52	53.88	3	Horizontal	298	1.01	-	37.30	7.96	32.66
AV	7.25G	53.56	54.00	-0.44	40.96	3	Horizontal	298	1.01	-	37.30	7.96	32.66

6.875-7.125GHz_802.11be EHT160_Nss1,(MCS0),RU726+RU242+RU242 MRU 1_2TX

6985MHz_TX

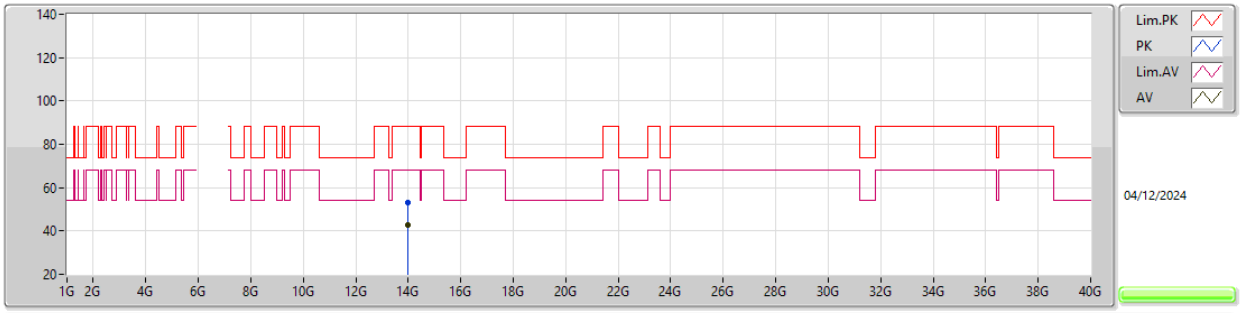

EUT Z_2TX
Setting 21
01-K-J-8

Type	Freq	Level	Limit	Margin	Raw	Dist	Condition	Azimuth	Height	Comment	AF	CL	PA
	(Hz)	(dBuV/m)	(dBuV/m)	(dB)	(dBuV)	(m)		(°)	(m)		(dB)	(dB)	(dB)
PK	13.97045G	53.35	88.20	-34.85	63.47	3	Vertical	188	1.78	-	40.90	13.43	64.45
RMS	13.96995G	42.72	68.20	-25.48	52.84	3	Vertical	188	1.78	-	40.90	13.43	64.45

6.875-7.125GHz_802.11be EHT160_Nss1,(MCS0),RU726+RU242+RU242 MRU 1_2TX

6985MHz_TX

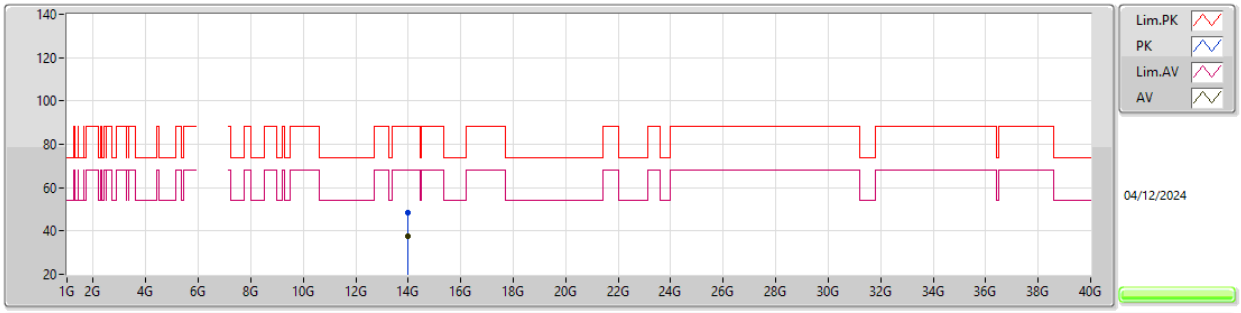

EUT Z_2TX
Setting 21
01-K-J-8

Type	Freq	Level	Limit	Margin	Raw	Dist	Condition	Azimuth	Height	Comment	AF	CL	PA
	(Hz)	(dBuV/m)	(dBuV/m)	(dB)	(dBuV)	(m)		(°)	(m)		(dB)	(dB)	(dB)
PK	13.982G	48.51	88.20	-39.69	58.62	3	Horizontal	119	1.85	-	40.90	13.44	64.45
RMS	13.97005G	37.78	68.20	-30.42	47.90	3	Horizontal	119	1.85	-	40.90	13.43	64.45

6.875-7.125GHz_802.11be EHT160_Nss1,(MCS0),RU726+RU242+RU242 MRU 1_2TX

6985MHz_TX

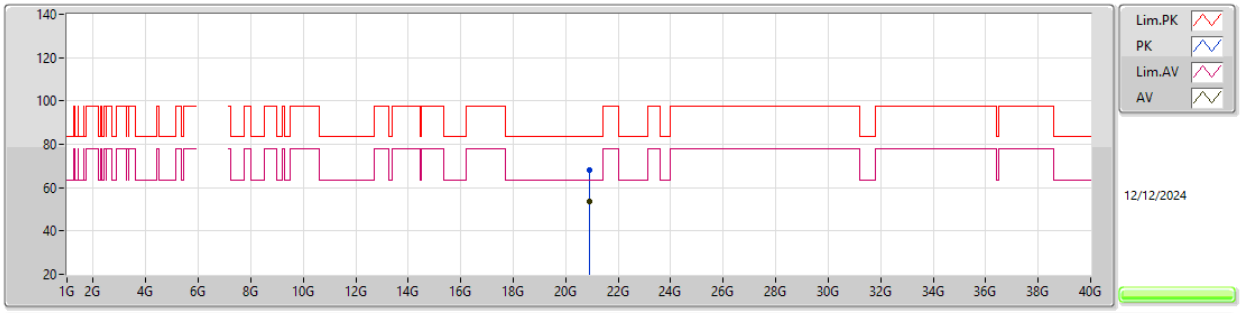

EUT Z_2TX
Setting 21
04-D-M-2

Type	Freq	Level	Limit	Margin	Raw	Dist	Condition	Azimuth	Height	Comment	AF	CL	PA
	(Hz)	(dBuV/m)	(dBuV/m)	(dB)	(dBuV)	(m)		(°)	(m)		(dB)	(dB)	(dB)
PK	20.886G	68.29	83.54	-15.25	63.20	1	Vertical	328	1.57	-	37.90	15.89	48.70
AV	20.92G	53.53	63.54	-10.01	48.41	1	Vertical	328	1.57	-	37.90	15.92	48.70

6.875-7.125GHz_802.11be EHT160_Nss1,(MCS0),RU726+RU242+RU242 MRU 1_2TX

6985MHz_TX

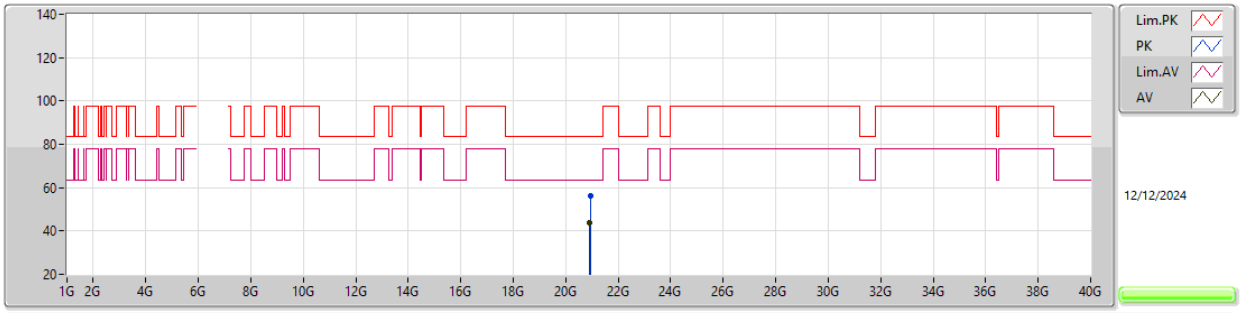

EUT Z_2TX
Setting 21
04-D-M-2

Type	Freq	Level	Limit	Margin	Raw	Dist	Condition	Azimuth	Height	Comment	AF	CL	PA
	(Hz)	(dBuV/m)	(dBuV/m)	(dB)	(dBuV)	(m)		(°)	(m)		(dB)	(dB)	(dB)
PK	20.939G	56.11	83.54	-27.43	50.97	1	Horizontal	307	1.72	-	37.90	15.94	48.70
AV	20.92G	43.60	63.54	-19.94	38.48	1	Horizontal	307	1.72	-	37.90	15.92	48.70

6.875-7.125GHz_802.11be EHT160_Nss1,(MCS0),RU484+RU484 MRU 1_2TX

6985MHz_TX

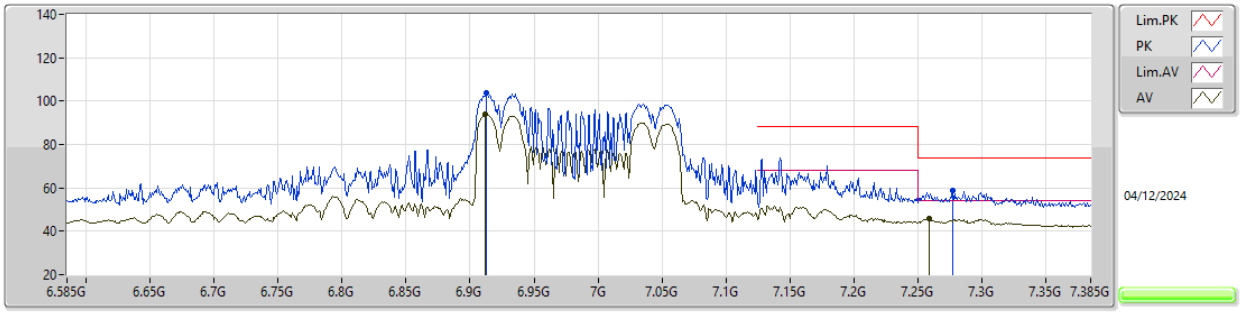

EUT X_2TX
Setting 20.5
01-K-J-8

Type	Freq	Level	Limit	Margin	Raw	Dist	Condition	Azimuth	Height	Comment	AF	CL	PA
	(Hz)	(dBuV/m)	(dBuV/m)	(dB)	(dBuV)	(m)		(°)	(m)		(dB)	(dB)	(dB)
PK	6.913G	103.87	Inf	-Inf	92.06	3	Vertical	19	1.80	-	36.53	7.97	32.69
AV	6.9122G	93.74	Inf	-Inf	81.94	3	Vertical	19	1.80	-	36.52	7.97	32.69
PK	7.277G	58.74	74.00	-15.26	46.01	3	Vertical	19	1.80	-	37.41	7.96	32.64
AV	7.2586G	45.61	54.00	-8.39	32.97	3	Vertical	19	1.80	-	37.33	7.96	32.65

6.875-7.125GHz_802.11be EHT160_Nss1,(MCS0),RU484+RU484 MRU 1_2TX

6985MHz_TX

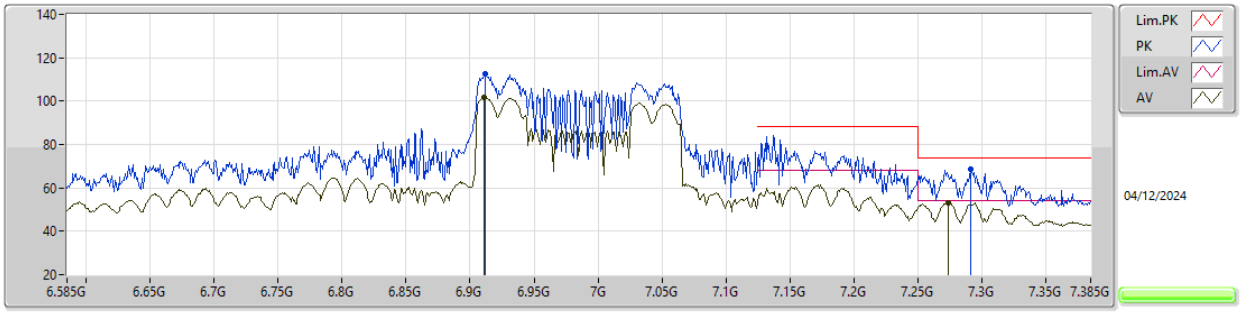

EUT X_2TX
Setting 20.5
01-K-J-8

Type	Freq	Level	Limit	Margin	Raw	Dist	Condition	Azimuth	Height	Comment	AF	CL	PA
	(Hz)	(dBuV/m)	(dBuV/m)	(dB)	(dBuV)	(m)		(°)	(m)		(dB)	(dB)	(dB)
PK	6.9122G	112.50	Inf	-Inf	100.70	3	Horizontal	273	1.00	-	36.52	7.97	32.69
AV	6.9106G	101.78	Inf	-Inf	89.97	3	Horizontal	273	1.00	-	36.52	7.97	32.68
PK	7.2914G	68.54	74.00	-5.46	55.74	3	Horizontal	273	1.00	-	37.47	7.97	32.64
AV	7.2738G	53.06	54.00	-0.94	40.35	3	Horizontal	273	1.00	-	37.40	7.96	32.65

6.875-7.125GHz_802.11be EHT160_Nss1,(MCS0),RU484+RU484 MRU 1_2TX

6985MHz_TX

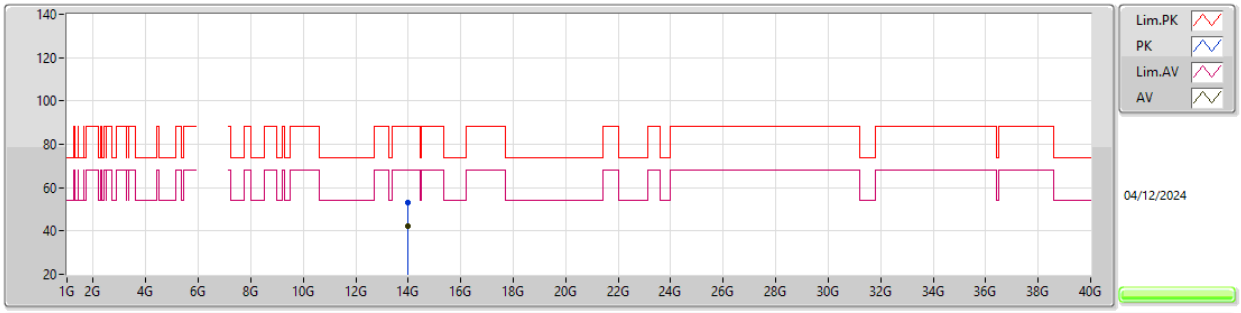

EUT Z_2TX
Setting 20.5
01-K-J-8

Type	Freq	Level	Limit	Margin	Raw	Dist	Condition	Azimuth	Height	Comment	AF	CL	PA
	(Hz)	(dBuV/m)	(dBuV/m)	(dB)	(dBuV)	(m)		(°)	(m)		(dB)	(dB)	(dB)
PK	13.96974G	53.32	88.20	-34.88	63.44	3	Vertical	287	1.85	-	40.90	13.43	64.45
RMS	13.96984G	42.50	68.20	-25.70	52.62	3	Vertical	287	1.85	-	40.90	13.43	64.45

6.875-7.125GHz_802.11be EHT160_Nss1,(MCS0),RU484+RU484 MRU 1_2TX

6985MHz_TX

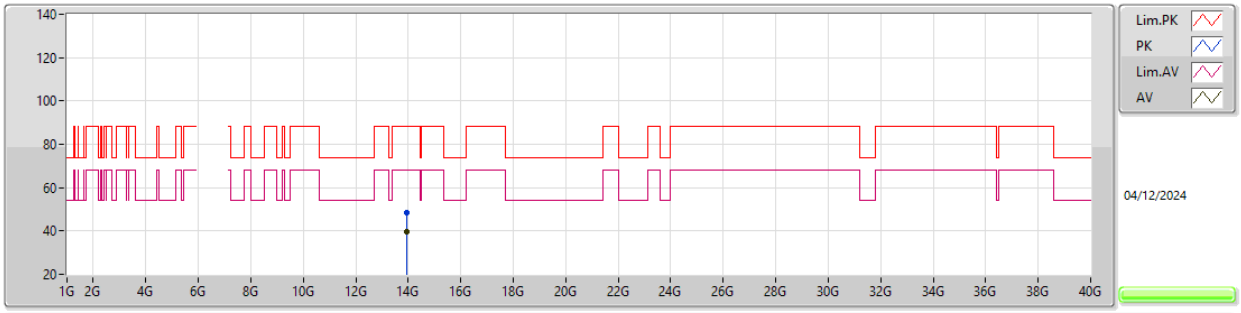

EUT Z_2TX
Setting 20.5
01-K-J-8

Type	Freq	Level	Limit	Margin	Raw	Dist	Condition	Azimuth	Height	Comment	AF	CL	PA
	(Hz)	(dBuV/m)	(dBuV/m)	(dB)	(dBuV)	(m)		(°)	(m)		(dB)	(dB)	(dB)
PK	13.9538G	48.42	88.20	-39.78	58.54	3	Horizontal	179	1.49	-	40.90	13.42	64.44
RMS	13.9564G	39.65	68.20	-28.55	49.76	3	Horizontal	179	1.49	-	40.90	13.43	64.44

6.875-7.125GHz_802.11be EHT160_Nss1,(MCS0),RU484+RU484 MRU 1_2TX

6985MHz_TX

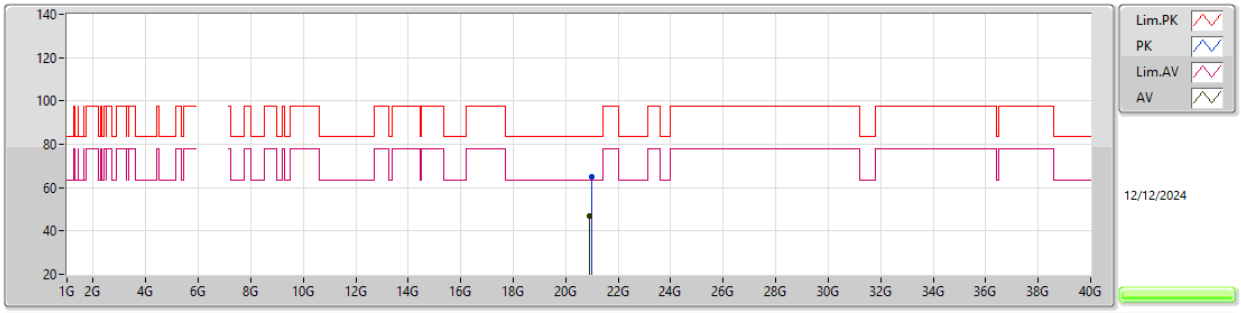

EUT Z_2TX
Setting 20.5
04-D-M-2

Type	Freq	Level	Limit	Margin	Raw	Dist	Condition	Azimuth	Height	Comment	AF	CL	PA
	(Hz)	(dBuV/m)	(dBuV/m)	(dB)	(dBuV)	(m)		(°)	(m)		(dB)	(dB)	(dB)
PK	20.9862G	64.98	83.54	-18.56	59.74	1	Vertical	327	1.66	-	37.97	15.97	48.70
AV	20.9198G	46.70	63.54	-16.84	41.58	1	Vertical	327	1.66	-	37.90	15.92	48.70

6.875-7.125GHz_802.11be EHT160_Nss1,(MCS0),RU484+RU484 MRU 1_2TX

6985MHz_TX

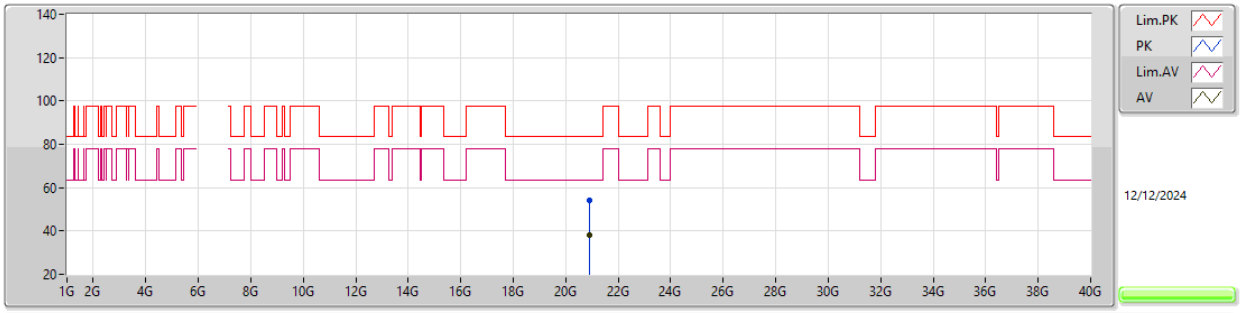

EUT Z_2TX
Setting 20.5
04-D-M-2

Type	Freq	Level	Limit	Margin	Raw	Dist	Condition	Azimuth	Height	Comment	AF	CL	PA
	(Hz)	(dBuV/m)	(dBuV/m)	(dB)	(dBuV)	(m)		(°)	(m)		(dB)	(dB)	(dB)
PK	20.9062G	54.16	83.54	-29.38	49.05	1	Horizontal	308	1.82	-	37.90	15.91	48.70
AV	20.9198G	38.29	63.54	-25.25	33.17	1	Horizontal	308	1.82	-	37.90	15.92	48.70

5.925-6.425GHz_802.11be EHT320_Nss1,(MCS0),3xRU996 MRU 4_2TX

6105MHz_TX

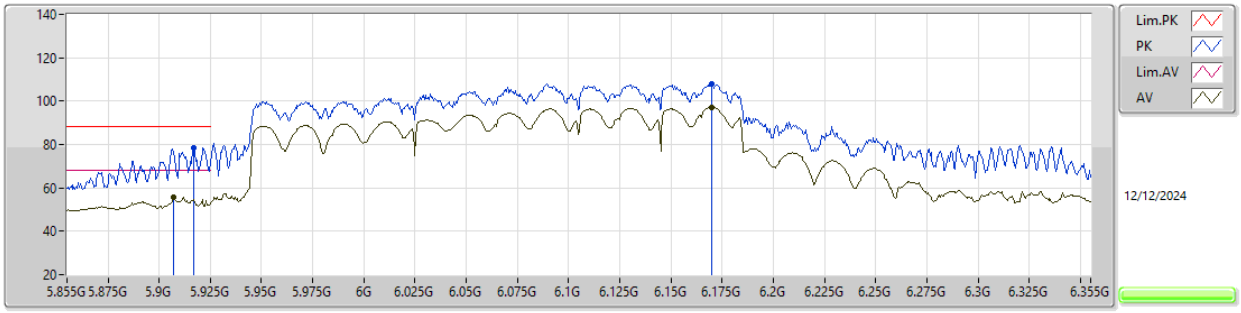

EUT X_2TX
Setting 22
05-L-M-2-10

Type	Freq	Level	Limit	Margin	Raw	Dist	Condition	Azimuth	Height	Comment	AF	CL	PA
	(Hz)	(dBuV/m)	(dBuV/m)	(dB)	(dBuV)	(m)		(°)	(m)		(dB)	(dB)	(dB)
PK	5.917G	78.37	88.20	-9.83	71.15	3	Vertical	336.6	1.62	-	34.30	8.50	35.58
RMS	5.907G	55.57	68.20	-12.63	48.34	3	Vertical	336.6	1.62	-	34.30	8.50	35.57
PK	6.17G	108.04	Inf	-Inf	100.37	3	Vertical	336.6	1.62	-	34.34	8.61	35.28
RMS	6.17G	97.28	Inf	-Inf	89.61	3	Vertical	336.6	1.62	-	34.34	8.61	35.28

5.925-6.425GHz_802.11be EHT320_Nss1,(MCS0),3xRU996 MRU 4_2TX

6105MHz_TX

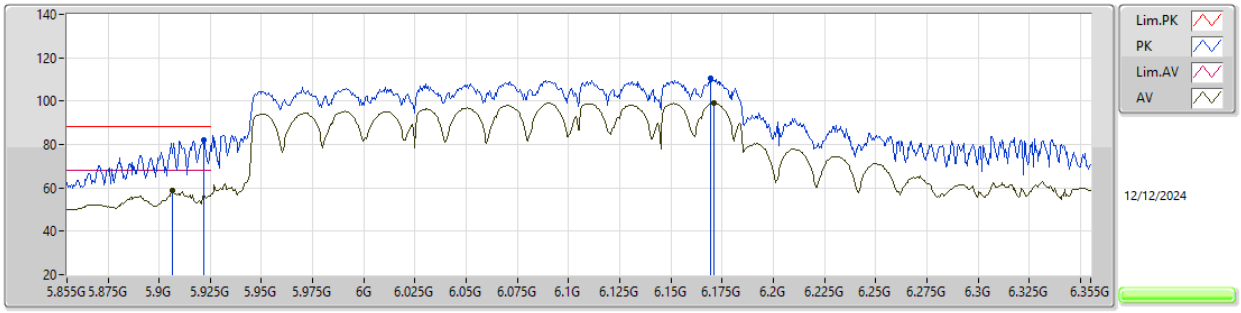

EUT X_2TX
Setting 22
05-L-M-2-10

Type	Freq	Level	Limit	Margin	Raw	Dist	Condition	Azimuth	Height	Comment	AF	CL	PA
	(Hz)	(dBuV/m)	(dBuV/m)	(dB)	(dBuV)	(m)		(°)	(m)		(dB)	(dB)	(dB)
PK	5.922G	82.02	88.20	-6.18	74.80	3	Horizontal	104	1.80	-	34.30	8.50	35.58
RMS	5.9065G	58.83	68.20	-9.37	51.60	3	Horizontal	104	1.80	-	34.30	8.50	35.57
PK	6.1695G	110.77	Inf	-Inf	103.10	3	Horizontal	104	1.80	-	34.34	8.61	35.28
RMS	6.171G	99.29	Inf	-Inf	91.61	3	Horizontal	104	1.80	-	34.34	8.61	35.27

5.925-6.425GHz_802.11be EHT320_Nss1,(MCS0),3xRU996 MRU 4_2TX

6105MHz_TX

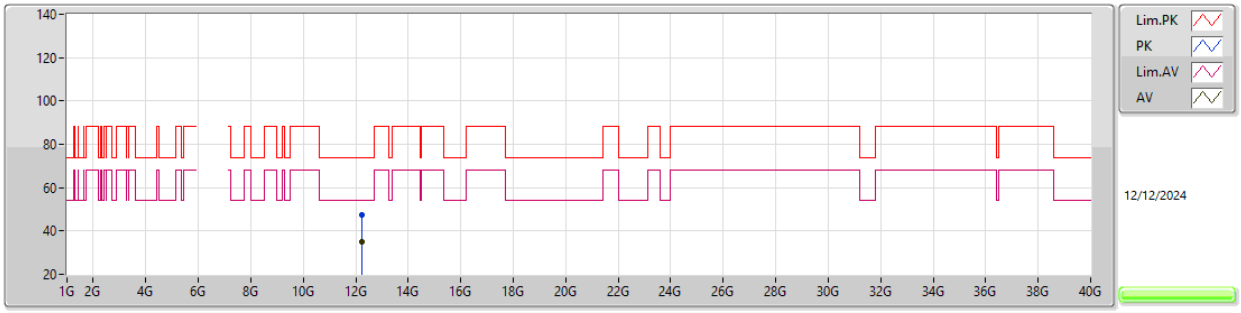

EUT Z_2TX
Setting 22
04-D-M-2

Type	Freq	Level	Limit	Margin	Raw	Dist	Condition	Azimuth	Height	Comment	AF	CL	PA
	(Hz)	(dBuV/m)	(dBuV/m)	(dB)	(dBuV)	(m)		(°)	(m)		(dB)	(dB)	(dB)
PK	12.2375G	47.56	74.00	-26.44	62.89	3	Vertical	192	2.10	-	39.10	11.10	65.53
AV	12.2391G	34.77	54.00	-19.23	50.09	3	Vertical	192	2.10	-	39.10	11.10	65.52

5.925-6.425GHz_802.11be EHT320_Nss1,(MCS0),3xRU996 MRU 4_2TX

6105MHz_TX

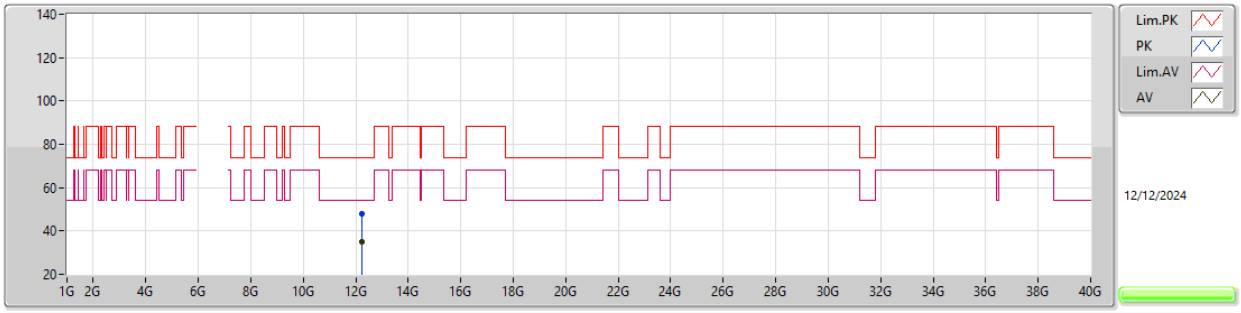

EUT Z_2TX
Setting 22
04-D-M-2

Type	Freq	Level	Limit	Margin	Raw	Dist	Condition	Azimuth	Height	Comment	AF	CL	PA
	(Hz)	(dBuV/m)	(dBuV/m)	(dB)	(dBuV)	(m)		(°)	(m)		(dB)	(dB)	(dB)
PK	12.2377G	48.11	74.00	-25.89	63.44	3	Horizontal	121	1.93	-	39.10	11.10	65.53
AV	12.2384G	34.88	54.00	-19.12	50.21	3	Horizontal	121	1.93	-	39.10	11.10	65.53

5.925-6.425GHz_802.11be EHT320_Nss1,(MCS0),3xRU996 MRU 4_2TX

6105MHz_TX

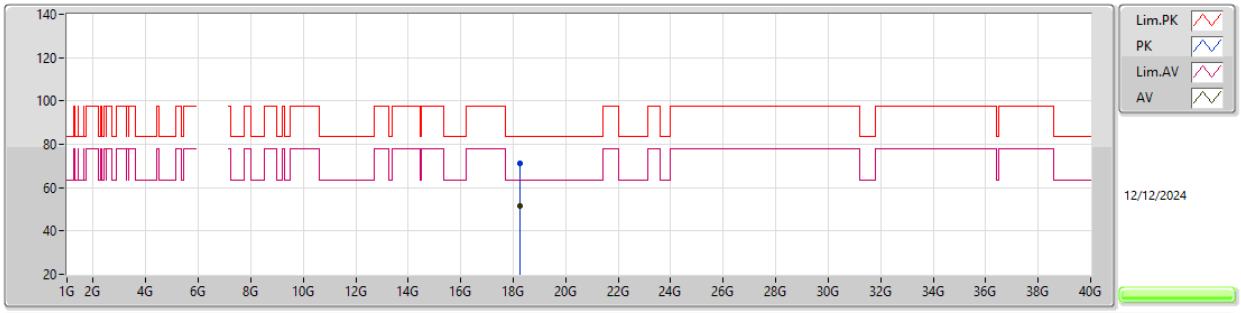

EUT Z_2TX
Setting 22
04-D-M-2

Type	Freq	Level	Limit	Margin	Raw	Dist	Condition	Azimuth	Height	Comment	AF	CL	PA
	(Hz)	(dBuV/m)	(dBuV/m)	(dB)	(dBuV)	(m)		(°)	(m)		(dB)	(dB)	(dB)
PK	18.245G	71.23	83.54	-12.31	66.60	1	Vertical	97	1.59	-	37.60	15.28	48.25
AV	18.2694G	51.39	63.54	-12.15	46.77	1	Vertical	97	1.59	-	37.60	15.27	48.25

5.925-6.425GHz_802.11be EHT320_Nss1,(MCS0),3xRU996 MRU 4_2TX

6105MHz_TX

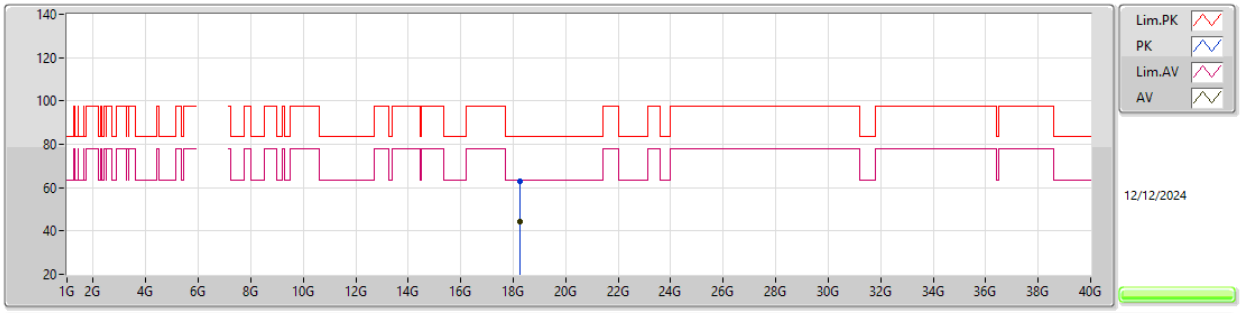

EUT Z_2TX
Setting 22
04-D-M-2

Type	Freq	Level	Limit	Margin	Raw	Dist	Condition	Azimuth	Height	Comment	AF	CL	PA
	(Hz)	(dBuV/m)	(dBuV/m)	(dB)	(dBuV)	(m)		(°)	(m)		(dB)	(dB)	(dB)
PK	18.248G	62.79	83.54	-20.75	58.16	1	Horizontal	84	1.67	-	37.60	15.28	48.25
AV	18.2698G	44.38	63.54	-19.16	39.76	1	Horizontal	84	1.67	-	37.60	15.27	48.25

5.925-6.425GHz_802.11be EHT320_Nss1,(MCS0),2xRU996+RU484 MRU 8_2TX

6105MHz_TX

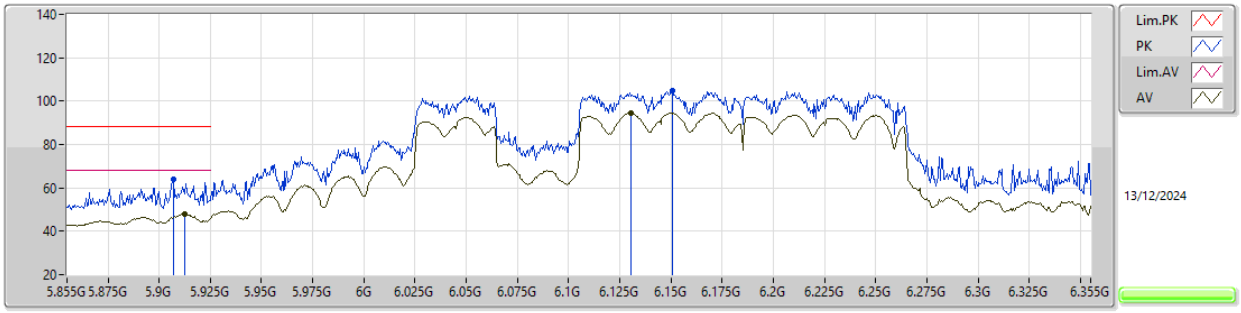

EUT X_2TX
Setting 22
04-D-M-2-10

Type	Freq	Level	Limit	Margin	Raw	Dist	Condition	Azimuth	Height	Comment	AF	CL	PA
	(Hz)	(dBuV/m)	(dBuV/m)	(dB)	(dBuV)	(m)		(°)	(m)		(dB)	(dB)	(dB)
PK	5.907G	63.74	88.20	-24.46	68.79	3	Vertical	337	1.64	-	32.40	5.63	43.08
RMS	5.9125G	48.02	68.20	-20.18	53.07	3	Vertical	337	1.64	-	32.40	5.63	43.08
PK	6.151G	105.07	Inf	-Inf	109.51	3	Vertical	337	1.64	-	32.70	5.84	42.98
RMS	6.1305G	94.56	Inf	-Inf	99.11	3	Vertical	337	1.64	-	32.62	5.82	42.99

5.925-6.425GHz_802.11be EHT320_Nss1,(MCS0),2xRU996+RU484 MRU 8_2TX

6105MHz_TX

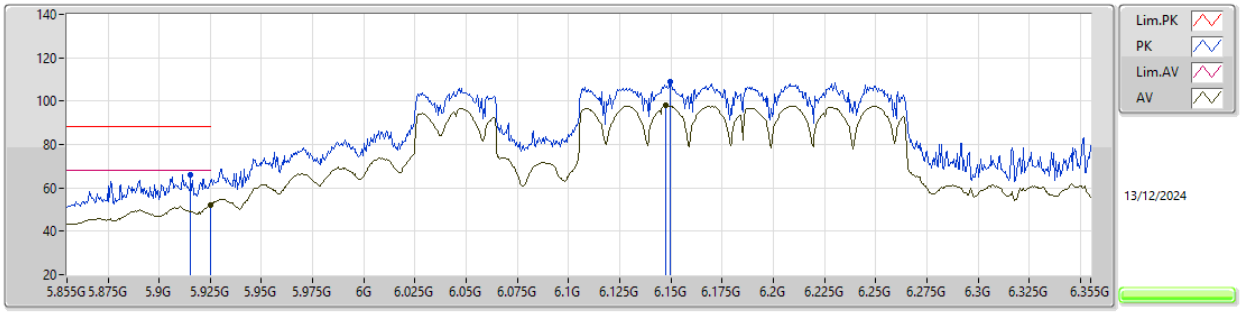

EUT X_2TX
Setting 22
04-D-M-2-10

Type	Freq	Level	Limit	Margin	Raw	Dist	Condition	Azimuth	Height	Comment	AF	CL	PA
	(Hz)	(dBuV/m)	(dBuV/m)	(dB)	(dBuV)	(m)		(°)	(m)		(dB)	(dB)	(dB)
PK	5.9155G	66.09	88.20	-22.11	71.13	3	Horizontal	63	1.77	-	32.40	5.64	43.08
RMS	5.925G	52.25	68.20	-15.95	57.28	3	Horizontal	63	1.77	-	32.40	5.64	43.07
PK	6.1495G	109.09	Inf	-Inf	113.53	3	Horizontal	63	1.77	-	32.70	5.84	42.98
RMS	6.1475G	97.90	Inf	-Inf	102.35	3	Horizontal	63	1.77	-	32.69	5.84	42.98

5.925-6.425GHz_802.11be EHT320_Nss1,(MCS0),2xRU996+RU484 MRU 8_2TX

6105MHz_TX

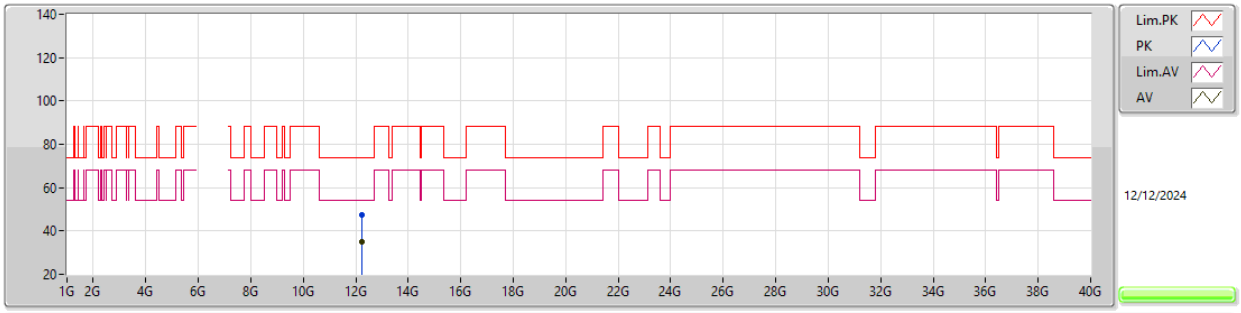

EUT Z_2TX
Setting 22
04-D-M-2

Type	Freq	Level	Limit	Margin	Raw	Dist	Condition	Azimuth	Height	Comment	AF	CL	PA
	(Hz)	(dBuV/m)	(dBuV/m)	(dB)	(dBuV)	(m)		(°)	(m)		(dB)	(dB)	(dB)
PK	12.2379G	47.62	74.00	-26.38	62.95	3	Vertical	179	2.26	-	39.10	11.10	65.53
AV	12.2375G	34.84	54.00	-19.16	50.17	3	Vertical	179	2.26	-	39.10	11.10	65.53

5.925-6.425GHz_802.11be EHT320_Nss1,(MCS0),2xRU996+RU484 MRU 8_2TX

6105MHz_TX

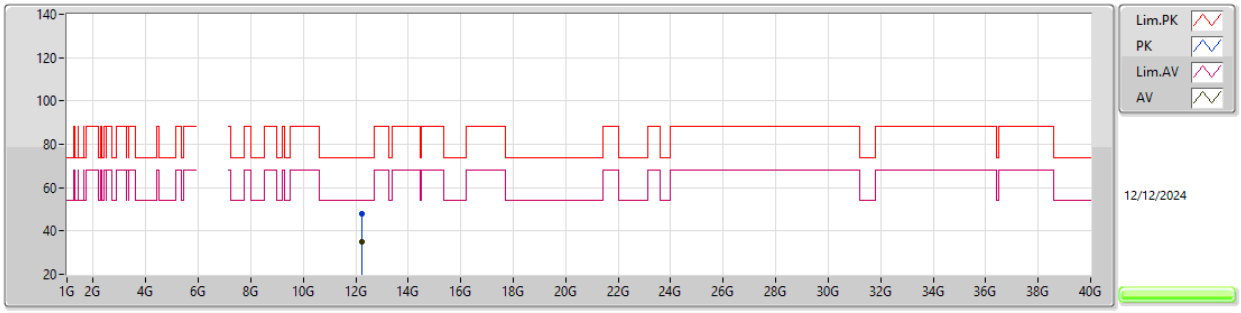

EUT Z_2TX
Setting 22
04-D-M-2

Type	Freq	Level	Limit	Margin	Raw	Dist	Condition	Azimuth	Height	Comment	AF	CL	PA
	(Hz)	(dBuV/m)	(dBuV/m)	(dB)	(dBuV)	(m)		(°)	(m)		(dB)	(dB)	(dB)
PK	12.237G	48.17	74.00	-25.83	63.50	3	Horizontal	208	1.56	-	39.10	11.10	65.53
AV	12.2401G	34.81	54.00	-19.19	50.13	3	Horizontal	208	1.56	-	39.10	11.10	65.52

5.925-6.425GHz_802.11be EHT320_Nss1,(MCS0),2xRU996+RU484 MRU 8_2TX

6105MHz_TX

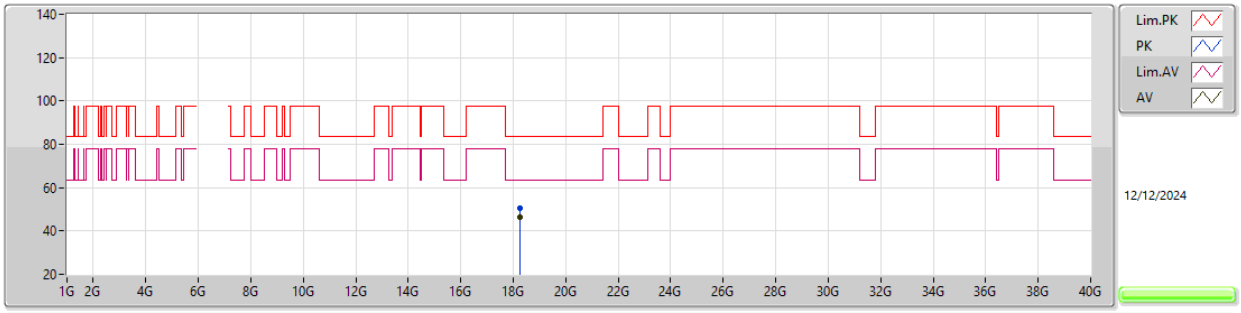

EUT Z_2TX
Setting 22
04-D-M-2

Type	Freq	Level	Limit	Margin	Raw	Dist	Condition	Azimuth	Height	Comment	AF	CL	PA
	(Hz)	(dBuV/m)	(dBuV/m)	(dB)	(dBuV)	(m)		(°)	(m)		(dB)	(dB)	(dB)
PK	18.2398G	50.69	83.54	-32.85	46.06	1	Vertical	4	1.59	-	37.60	15.28	48.25
AV	18.2398G	46.40	63.54	-17.14	41.77	1	Vertical	4	1.59	-	37.60	15.28	48.25

5.925-6.425GHz_802.11be EHT320_Nss1,(MCS0),2xRU996+RU484 MRU 8_2TX

6105MHz_TX

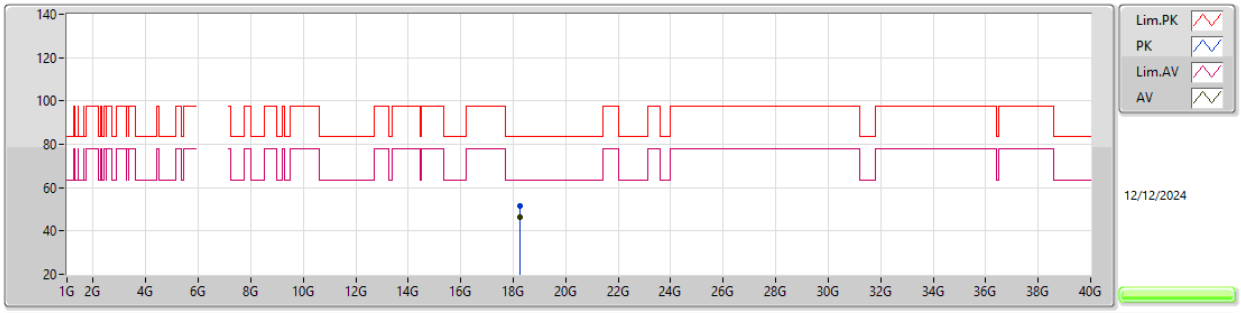

EUT Z_2TX
Setting 22
04-D-M-2

Type	Freq	Level	Limit	Margin	Raw	Dist	Condition	Azimuth	Height	Comment	AF	CL	PA
	(Hz)	(dBuV/m)	(dBuV/m)	(dB)	(dBuV)	(m)		(°)	(m)		(dB)	(dB)	(dB)
PK	18.24G	51.37	83.54	-32.17	46.74	1	Horizontal	75	1.08	-	37.60	15.28	48.25
AV	18.2398G	46.34	63.54	-17.20	41.71	1	Horizontal	75	1.08	-	37.60	15.28	48.25

5.925-6.425GHz_802.11be EHT320_Nss1,(MCS0),2xRU996+RU484 MRU 5_2TX

6105MHz_TX

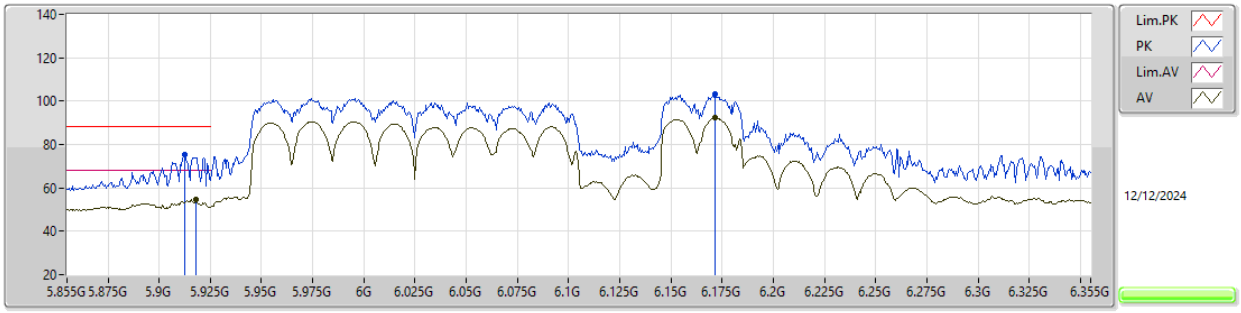

EUT X_2TX
Setting 22
05-L-M-2-10

Type	Freq	Level	Limit	Margin	Raw	Dist	Condition	Azimuth	Height	Comment	AF	CL	PA
	(Hz)	(dBuV/m)	(dBuV/m)	(dB)	(dBuV)	(m)		(°)	(m)		(dB)	(dB)	(dB)
PK	5.9125G	75.49	88.20	-12.71	68.27	3	Vertical	354	1.59	-	34.30	8.50	35.58
RMS	5.918G	54.53	68.20	-13.67	47.31	3	Vertical	354	1.59	-	34.30	8.50	35.58
PK	6.1715G	103.46	Inf	-Inf	95.78	3	Vertical	354	1.59	-	34.34	8.61	35.27
RMS	6.1715G	92.23	Inf	-Inf	84.55	3	Vertical	354	1.59	-	34.34	8.61	35.27

5.925-6.425GHz_802.11be EHT320_Nss1,(MCS0),2xRU996+RU484 MRU 5_2TX

6105MHz_TX

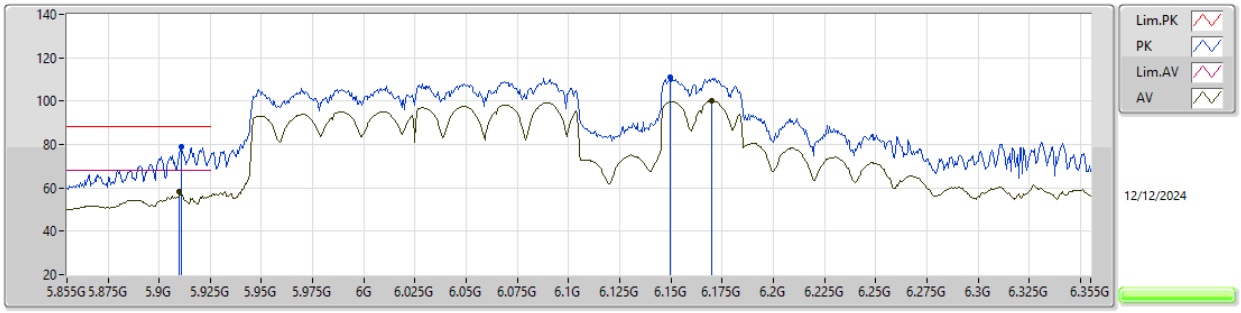

EUT X_2TX
Setting 22
05-L-M-2-10

Type	Freq	Level	Limit	Margin	Raw	Dist	Condition	Azimuth	Height	Comment	AF	CL	PA
	(Hz)	(dBuV/m)	(dBuV/m)	(dB)	(dBuV)	(m)		(°)	(m)		(dB)	(dB)	(dB)
PK	5.911G	78.83	88.20	-9.37	71.61	3	Horizontal	113	1.80	-	34.30	8.50	35.58
RMS	5.91G	58.23	68.20	-9.97	51.01	3	Horizontal	113	1.80	-	34.30	8.50	35.58
PK	6.1495G	111.24	Inf	-Inf	103.66	3	Horizontal	113	1.80	-	34.30	8.60	35.32
RMS	6.17G	99.98	Inf	-Inf	92.31	3	Horizontal	113	1.80	-	34.34	8.61	35.28

5.925-6.425GHz_802.11be EHT320_Nss1,(MCS0),2xRU996+RU484 MRU 5_2TX

6105MHz_TX

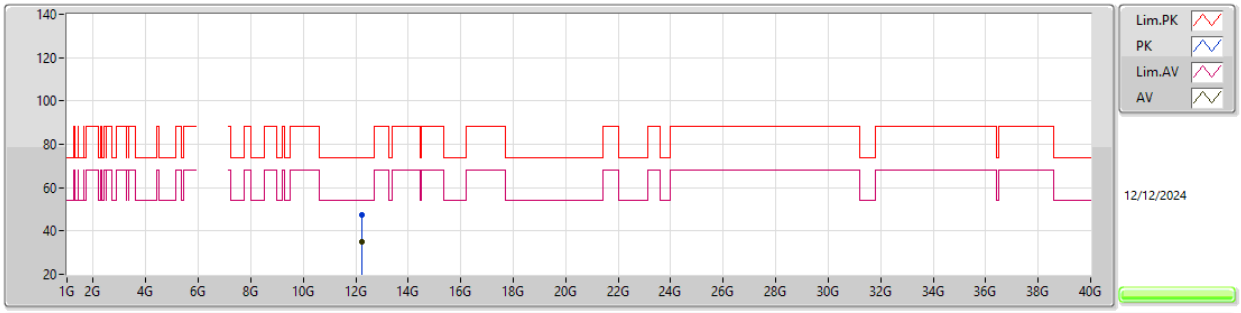

EUT Z_2TX
Setting 22
04-D-M-2

Type	Freq	Level	Limit	Margin	Raw	Dist	Condition	Azimuth	Height	Comment	AF	CL	PA
	(Hz)	(dBuV/m)	(dBuV/m)	(dB)	(dBuV)	(m)		(°)	(m)		(dB)	(dB)	(dB)
PK	12.2232G	47.42	74.00	-26.58	62.78	3	Vertical	314	2.28	-	39.10	11.08	65.54
AV	12.239G	34.79	54.00	-19.21	50.11	3	Vertical	314	2.28	-	39.10	11.10	65.52

5.925-6.425GHz_802.11be EHT320_Nss1,(MCS0),2xRU996+RU484 MRU 5_2TX

6105MHz_TX

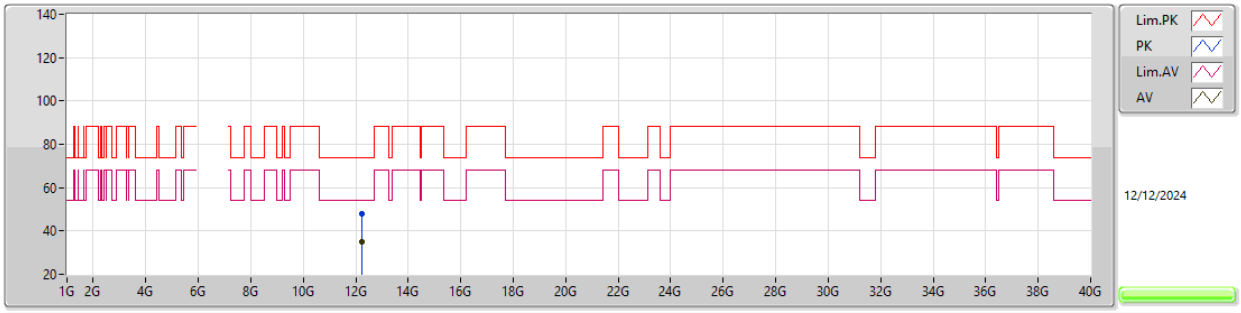

EUT Z_2TX
Setting 22
04-D-M-2

Type	Freq	Level	Limit	Margin	Raw	Dist	Condition	Azimuth	Height	Comment	AF	CL	PA
	(Hz)	(dBuV/m)	(dBuV/m)	(dB)	(dBuV)	(m)		(°)	(m)		(dB)	(dB)	(dB)
PK	12.2422G	47.85	74.00	-26.15	63.17	3	Horizontal	16	1.04	-	39.10	11.10	65.52
AV	12.2379G	34.84	54.00	-19.16	50.17	3	Horizontal	16	1.04	-	39.10	11.10	65.53

5.925-6.425GHz_802.11be EHT320_Nss1,(MCS0),2xRU996+RU484 MRU 5_2TX

6105MHz_TX

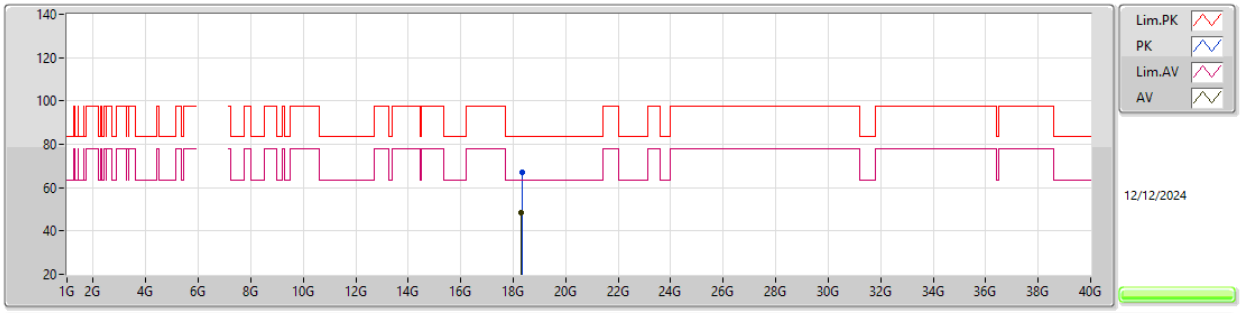

EUT Z_2TX
Setting 22
04-D-M-2

Type	Freq	Level	Limit	Margin	Raw	Dist	Condition	Azimuth	Height	Comment	AF	CL	PA
	(Hz)	(dBuV/m)	(dBuV/m)	(dB)	(dBuV)	(m)		(°)	(m)		(dB)	(dB)	(dB)
PK	18.3592G	67.03	83.54	-16.51	62.33	1	Vertical	96	1.60	-	37.70	15.27	48.27
AV	18.2902G	48.47	63.54	-15.07	43.86	1	Vertical	96	1.60	-	37.60	15.27	48.26

5.925-6.425GHz_802.11be EHT320_Nss1,(MCS0),2xRU996+RU484 MRU 5_2TX

6105MHz_TX

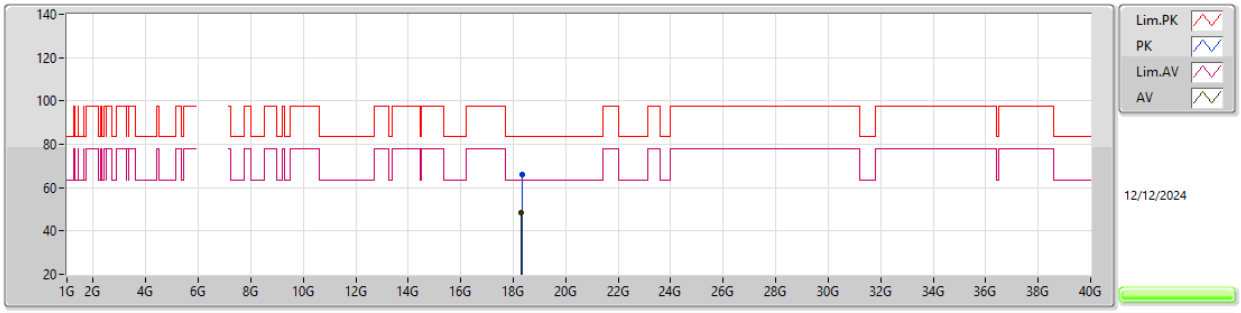

EUT Z_2TX
Setting 22
04-D-M-2

Type	Freq	Level	Limit	Margin	Raw	Dist	Condition	Azimuth	Height	Comment	AF	CL	PA
	(Hz)	(dBuV/m)	(dBuV/m)	(dB)	(dBuV)	(m)		(°)	(m)		(dB)	(dB)	(dB)
PK	18.358G	66.02	83.54	-17.52	61.32	1	Horizontal	288	1.17	-	37.70	15.27	48.27
AV	18.3108G	48.45	63.54	-15.09	43.82	1	Horizontal	288	1.17	-	37.62	15.27	48.26

5.925-6.425GHz_802.11be EHT320_Nss1,(MCS0),2xRU996 MRU 1_2TX

6105MHz_TX

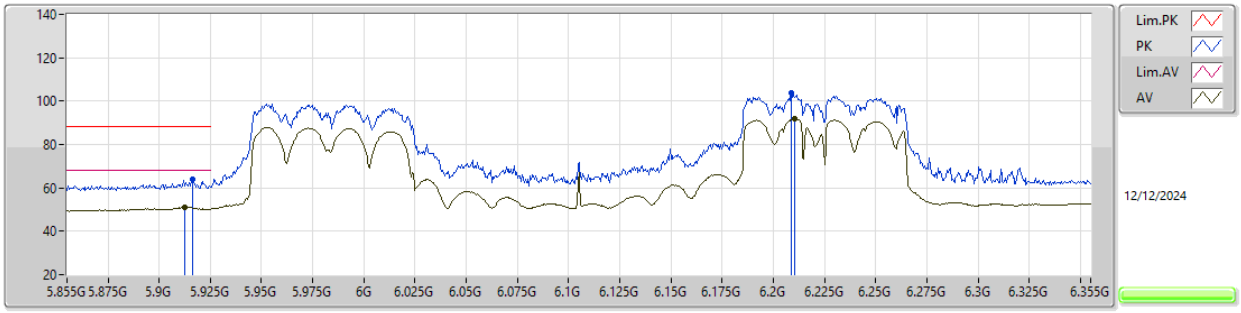

EUT X_2TX
Setting 22
05-L-M-2-10

Type	Freq	Level	Limit	Margin	Raw	Dist	Condition	Azimuth	Height	Comment	AF	CL	PA
	(Hz)	(dBuV/m)	(dBuV/m)	(dB)	(dBuV)	(m)		(°)	(m)		(dB)	(dB)	(dB)
PK	5.9165G	64.06	88.20	-24.14	56.84	3	Vertical	354	1.70	-	34.30	8.50	35.58
RMS	5.9125G	51.14	68.20	-17.06	43.92	3	Vertical	354	1.70	-	34.30	8.50	35.58
PK	6.209G	103.84	Inf	-Inf	96.00	3	Vertical	354	1.70	-	34.42	8.62	35.20
RMS	6.2105G	91.66	Inf	-Inf	83.81	3	Vertical	354	1.70	-	34.42	8.63	35.20

5.925-6.425GHz_802.11be EHT320_Nss1,(MCS0),2xRU996 MRU 1_2TX

6105MHz_TX

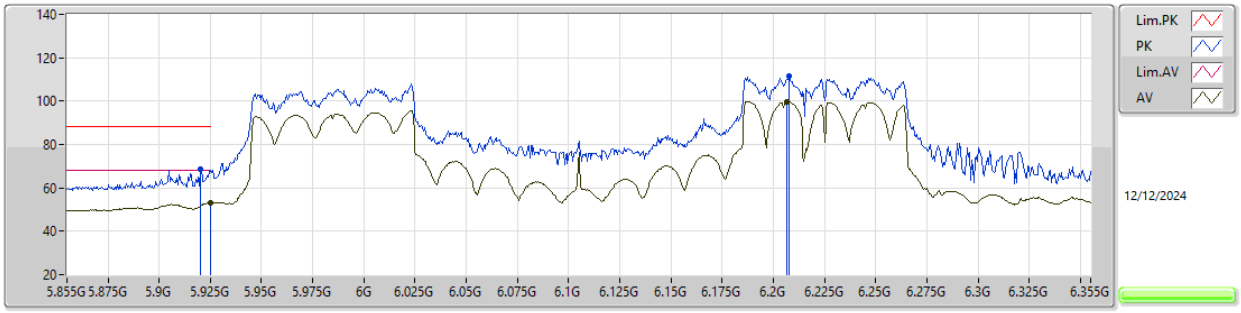

EUT X_2TX
Setting 22
05-L-M-2-10

Type	Freq	Level	Limit	Margin	Raw	Dist	Condition	Azimuth	Height	Comment	AF	CL	PA
	(Hz)	(dBuV/m)	(dBuV/m)	(dB)	(dBuV)	(m)		(°)	(m)		(dB)	(dB)	(dB)
PK	5.92G	68.71	88.20	-19.49	61.49	3	Horizontal	59	1.80	-	34.30	8.50	35.58
RMS	5.925G	53.28	68.20	-14.92	46.05	3	Horizontal	59	1.80	-	34.30	8.51	35.58
PK	6.2075G	111.30	Inf	-Inf	103.47	3	Horizontal	59	1.80	-	34.41	8.62	35.20
RMS	6.2065G	99.82	Inf	-Inf	92.00	3	Horizontal	59	1.80	-	34.41	8.62	35.21

5.925-6.425GHz_802.11be EHT320_Nss1,(MCS0),2xRU996 MRU 1_2TX

6105MHz_TX

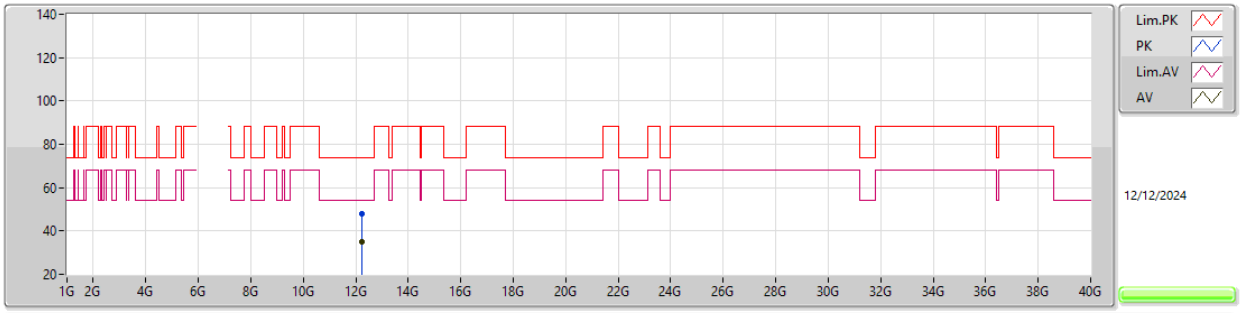

EUT Z_2TX
Setting 22
04-D-M-2

Type	Freq	Level	Limit	Margin	Raw	Dist	Condition	Azimuth	Height	Comment	AF	CL	PA
	(Hz)	(dBuV/m)	(dBuV/m)	(dB)	(dBuV)	(m)		(°)	(m)		(dB)	(dB)	(dB)
PK	12.2403G	47.69	74.00	-26.31	63.01	3	Vertical	70	2.95	-	39.10	11.10	65.52
AV	12.2382G	34.82	54.00	-19.18	50.15	3	Vertical	70	2.95	-	39.10	11.10	65.53

5.925-6.425GHz_802.11be EHT320_Nss1,(MCS0),2xRU996 MRU 1_2TX

6105MHz_TX

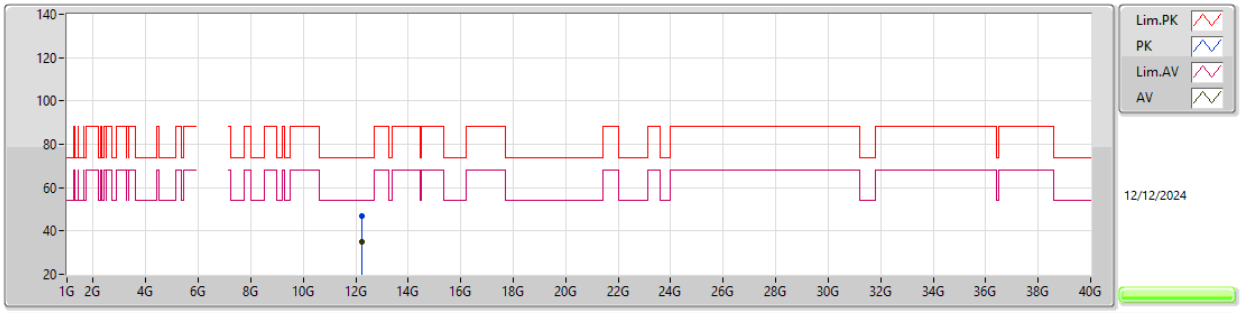

EUT Z_2TX
Setting 22
04-D-M-2

Type	Freq	Level	Limit	Margin	Raw	Dist	Condition	Azimuth	Height	Comment	AF	CL	PA
	(Hz)	(dBuV/m)	(dBuV/m)	(dB)	(dBuV)	(m)		(°)	(m)		(dB)	(dB)	(dB)
PK	12.2398G	47.08	74.00	-26.92	62.40	3	Horizontal	171	2.35	-	39.10	11.10	65.52
AV	12.237G	34.86	54.00	-19.14	50.19	3	Horizontal	171	2.35	-	39.10	11.10	65.53

5.925-6.425GHz_802.11be EHT320_Nss1,(MCS0),2xRU996 MRU 1_2TX

6105MHz_TX

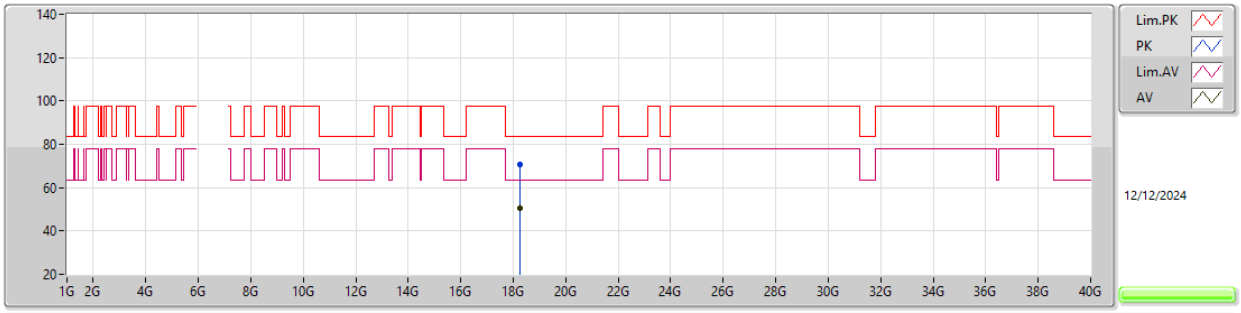

EUT Z_2TX
Setting 22
04-D-M-2

Type	Freq	Level	Limit	Margin	Raw	Dist	Condition	Azimuth	Height	Comment	AF	CL	PA
	(Hz)	(dBuV/m)	(dBuV/m)	(dB)	(dBuV)	(m)		(°)	(m)		(dB)	(dB)	(dB)
PK	18.2475G	70.50	83.54	-13.04	65.87	1	Vertical	96	1.59	-	37.60	15.28	48.25
AV	18.2505G	50.69	63.54	-12.85	46.07	1	Vertical	96	1.59	-	37.60	15.27	48.25

5.925-6.425GHz_802.11be EHT320_Nss1,(MCS0),2xRU996 MRU 1_2TX

6105MHz_TX

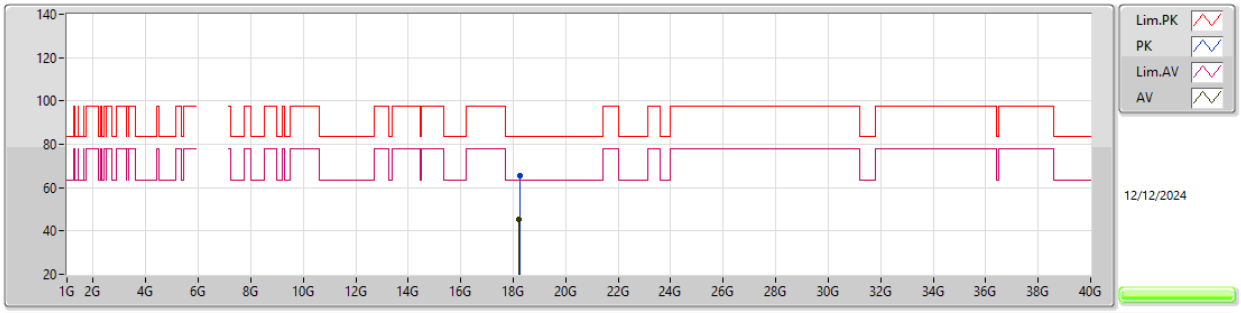

EUT Z_2TX
Setting 22
04-D-M-2

Type	Freq	Level	Limit	Margin	Raw	Dist	Condition	Azimuth	Height	Comment	AF	CL	PA
	(Hz)	(dBuV/m)	(dBuV/m)	(dB)	(dBuV)	(m)		(°)	(m)		(dB)	(dB)	(dB)
PK	18.2425G	65.39	83.54	-18.15	60.76	1	Horizontal	100	1.50	-	37.60	15.28	48.25
AV	18.228G	45.34	63.54	-18.20	40.71	1	Horizontal	100	1.50	-	37.60	15.28	48.25

6.875-7.125GHz_802.11be EHT320_Nss1,(MCS0),3xRU996 MRU 4_2TX

6905MHz_TX

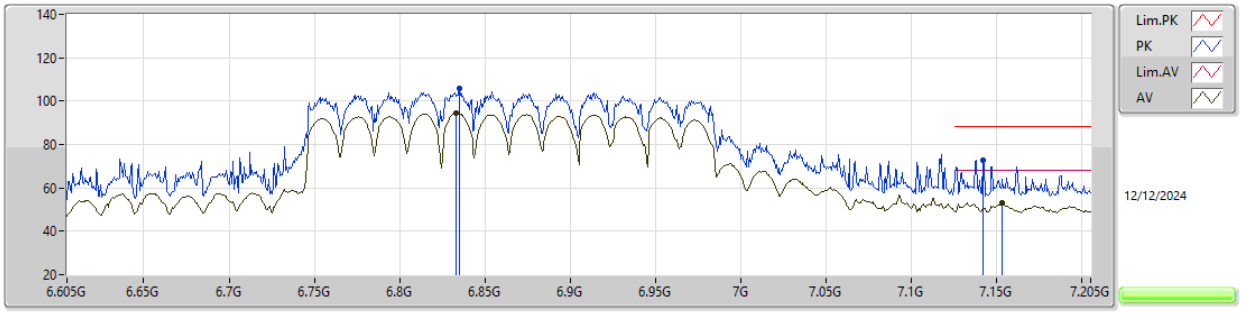

EUT X_2TX
Setting 22
04-D-M-2-10

Type	Freq	Level	Limit	Margin	Raw	Dist	Condition	Azimuth	Height	Comment	AF	CL	PA
	(Hz)	(dBuV/m)	(dBuV/m)	(dB)	(dBuV)	(m)		(°)	(m)		(dB)	(dB)	(dB)
PK	6.8348G	105.66	Inf	-Inf	106.84	3	Vertical	0	2.84	-	34.24	7.07	42.49
RMS	6.833G	94.66	Inf	-Inf	95.85	3	Vertical	0	2.84	-	34.23	7.07	42.49
PK	7.142G	72.73	88.20	-15.47	72.18	3	Vertical	0	2.84	-	35.85	7.22	42.52
RMS	7.1528G	53.34	68.20	-14.86	52.74	3	Vertical	0	2.84	-	35.91	7.22	42.53

6.875-7.125GHz_802.11be EHT320_Nss1,(MCS0),3xRU996 MRU 4_2TX

6905MHz_TX

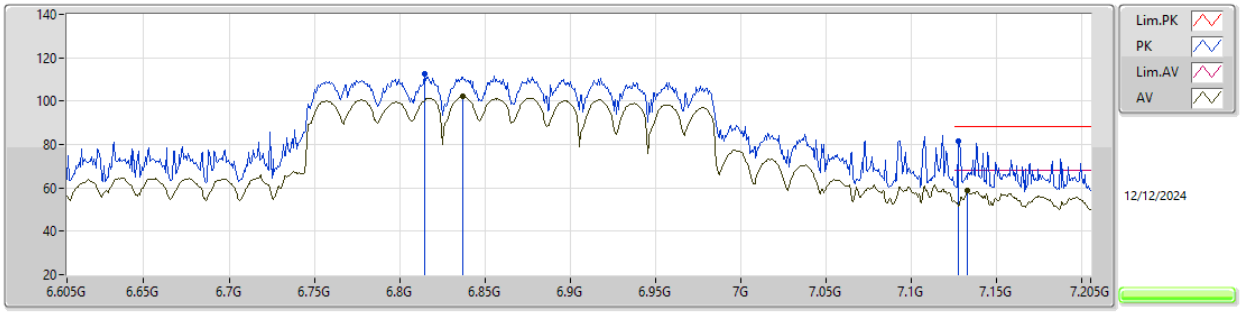

EUT X_2TX
Setting 22
04-D-M-2-10

Type	Freq	Level	Limit	Margin	Raw	Dist	Condition	Azimuth	Height	Comment	AF	CL	PA
	(Hz)	(dBuV/m)	(dBuV/m)	(dB)	(dBuV)	(m)		(°)	(m)		(dB)	(dB)	(dB)
PK	6.8144G	112.47	Inf	-Inf	113.77	3	Horizontal	65	1.47	-	34.16	7.05	42.51
RMS	6.8372G	101.99	Inf	-Inf	103.16	3	Horizontal	65	1.47	-	34.25	7.07	42.49
PK	7.1276G	81.56	88.20	-6.64	81.07	3	Horizontal	65	1.47	-	35.77	7.22	42.50
RMS	7.1324G	58.65	68.20	-9.55	58.14	3	Horizontal	65	1.47	-	35.79	7.22	42.50

6.875-7.125GHz_802.11be EHT320_Nss1,(MCS0),3xRU996 MRU 4_2TX

6905MHz_TX

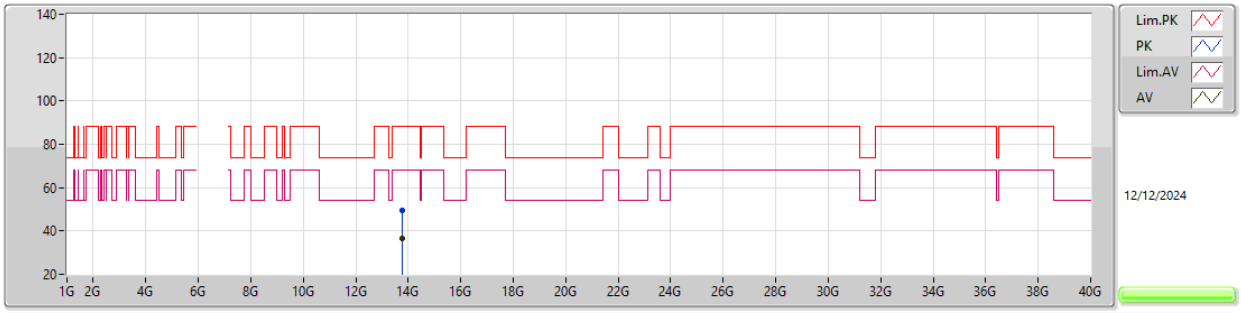

EUT Z_2TX
Setting 22
04-D-M-2

Type	Freq	Level	Limit	Margin	Raw	Dist	Condition	Azimuth	Height	Comment	AF	CL	PA
	(Hz)	(dBuV/m)	(dBuV/m)	(dB)	(dBuV)	(m)		(°)	(m)		(dB)	(dB)	(dB)
PK	13.7653G	49.66	88.20	-38.54	61.15	3	Vertical	168	2.30	-	40.20	12.68	64.37
RMS	13.7647G	36.50	68.20	-31.70	47.99	3	Vertical	168	2.30	-	40.20	12.68	64.37

6.875-7.125GHz_802.11be EHT320_Nss1,(MCS0),3xRU996 MRU 4_2TX

6905MHz_TX

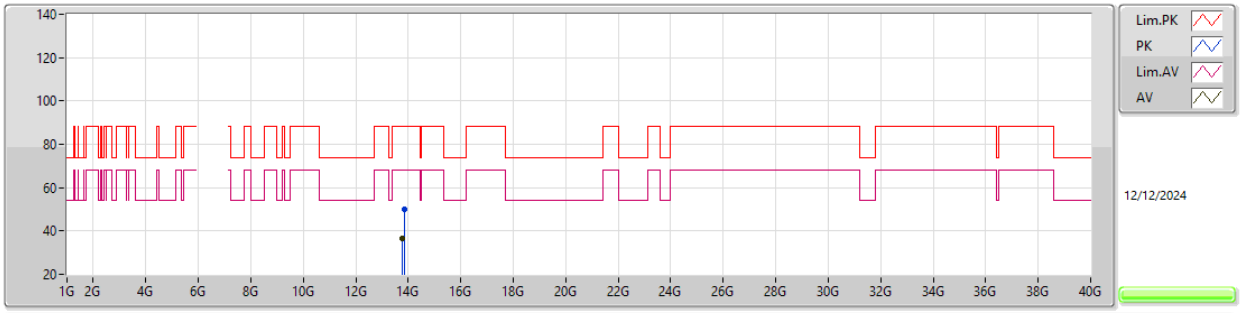

EUT Z_2TX
Setting 22
04-D-M-2

Type	Freq	Level	Limit	Margin	Raw	Dist	Condition	Azimuth	Height	Comment	AF	CL	PA
	(Hz)	(dBuV/m)	(dBuV/m)	(dB)	(dBuV)	(m)		(°)	(m)		(dB)	(dB)	(dB)
PK	13.8586G	50.25	88.20	-37.95	61.51	3	Horizontal	262	1.35	-	40.37	12.77	64.40
RMS	13.7682G	36.48	68.20	-31.72	47.97	3	Horizontal	262	1.35	-	40.20	12.68	64.37

6.875-7.125GHz_802.11be EHT320_Nss1,(MCS0),3xRU996 MRU 4_2TX

6905MHz_TX

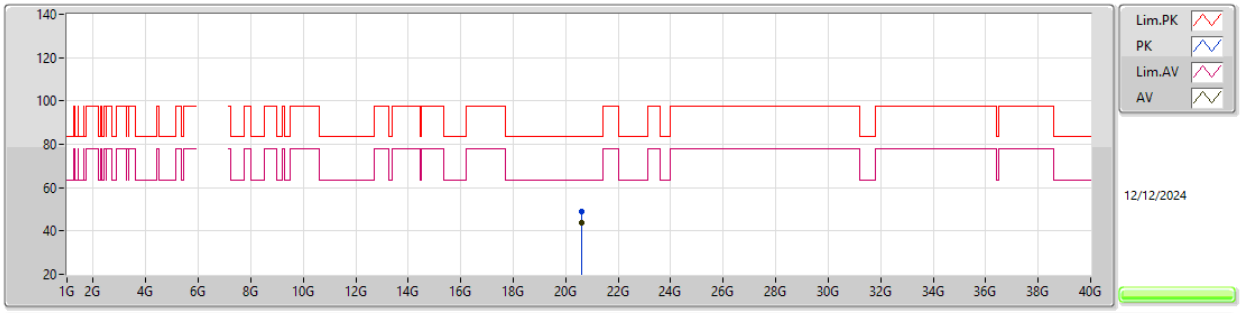

EUT Z_2TX
Setting 22
04-D-M-2

Type	Freq	Level	Limit	Margin	Raw	Dist	Condition	Azimuth	Height	Comment	AF	CL	PA
	(Hz)	(dBuV/m)	(dBuV/m)	(dB)	(dBuV)	(m)		(°)	(m)		(dB)	(dB)	(dB)
PK	20.6248G	48.75	83.54	-34.79	43.87	1	Vertical	172	1.58	-	37.90	15.68	48.70
AV	20.625G	43.63	63.54	-19.91	38.75	1	Vertical	172	1.58	-	37.90	15.68	48.70

6.875-7.125GHz_802.11be EHT320_Nss1,(MCS0),3xRU996 MRU 4_2TX

6905MHz_TX

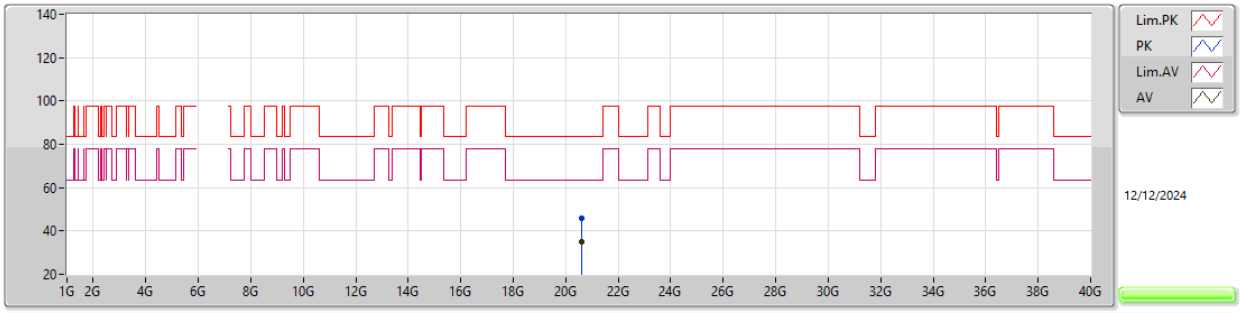

EUT Z_2TX
Setting 22
04-D-M-2

Type	Freq	Level	Limit	Margin	Raw	Dist	Condition	Azimuth	Height	Comment	AF	CL	PA
	(Hz)	(dBuV/m)	(dBuV/m)	(dB)	(dBuV)	(m)		(°)	(m)		(dB)	(dB)	(dB)
PK	20.6244G	46.10	83.54	-37.44	41.22	1	Horizontal	288	2.28	-	37.90	15.68	48.70
AV	20.625G	35.19	63.54	-28.35	30.31	1	Horizontal	288	2.28	-	37.90	15.68	48.70

6.875-7.125GHz_802.11be EHT320_Nss1,(MCS0),2xRU996+RU484 MRU 8_2TX

6905MHz_TX

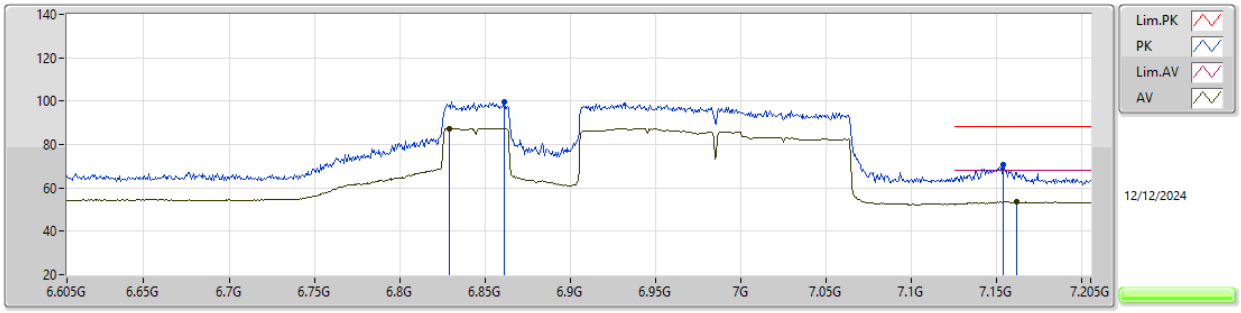

EUT X_2TX
Setting 22
05-L-M-2-10

Type	Freq	Level	Limit	Margin	Raw	Dist	Condition	Azimuth	Height	Comment	AF	CL	PA
	(Hz)	(dBuV/m)	(dBuV/m)	(dB)	(dBuV)	(m)		(°)	(m)		(dB)	(dB)	(dB)
PK	6.8612G	99.90	Inf	-Inf	89.99	3	Vertical	130.7	1.80	-	36.00	9.05	35.14
RMS	6.8288G	87.45	Inf	-Inf	77.51	3	Vertical	130.7	1.80	-	36.04	9.00	35.10
PK	7.154G	70.44	88.20	-17.76	59.29	3	Vertical	130.7	1.80	-	36.92	9.29	35.06
RMS	7.1618G	53.58	68.20	-14.62	42.39	3	Vertical	130.7	1.80	-	36.95	9.29	35.05

6.875-7.125GHz_802.11be EHT320_Nss1,(MCS0),2xRU996+RU484 MRU 8_2TX

6905MHz_TX

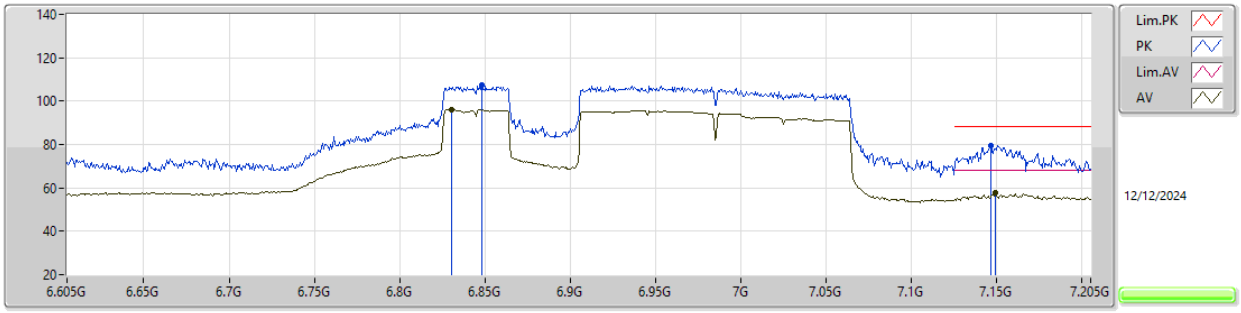

EUT X_2TX
Setting 22
05-L-M-2-10

Type	Freq	Level	Limit	Margin	Raw	Dist	Condition	Azimuth	Height	Comment	AF	CL	PA
	(Hz)	(dBuV/m)	(dBuV/m)	(dB)	(dBuV)	(m)		(°)	(m)		(dB)	(dB)	(dB)
PK	6.848G	107.25	Inf	-Inf	97.34	3	Horizontal	292	1.80	-	36.00	9.03	35.12
RMS	6.8306G	95.96	Inf	-Inf	86.02	3	Horizontal	292	1.80	-	36.04	9.00	35.10
PK	7.1468G	79.49	88.20	-8.71	68.39	3	Horizontal	292	1.80	-	36.88	9.29	35.07
RMS	7.1492G	57.53	68.20	-10.67	46.41	3	Horizontal	292	1.80	-	36.90	9.29	35.07

6.875-7.125GHz_802.11be EHT320_Nss1,(MCS0),2xRU996+RU484 MRU 8_2TX

6905MHz_TX

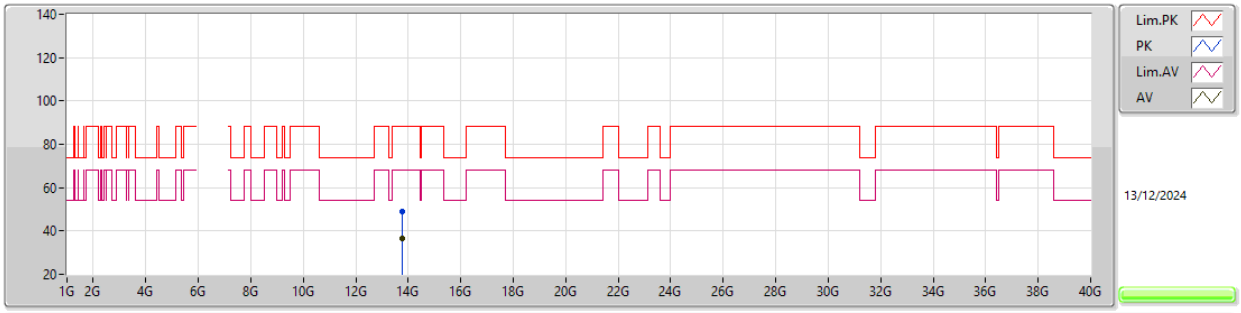

EUT Z_2TX
Setting 22
04-D-M-2

Type	Freq	Level	Limit	Margin	Raw	Dist	Condition	Azimuth	Height	Comment	AF	CL	PA
	(Hz)	(dBuV/m)	(dBuV/m)	(dB)	(dBuV)	(m)		(°)	(m)		(dB)	(dB)	(dB)
PK	13.764G	48.82	88.20	-39.38	60.31	3	Vertical	24	1.78	-	40.20	12.68	64.37
RMS	13.7657G	36.52	68.20	-31.68	48.01	3	Vertical	24	1.78	-	40.20	12.68	64.37

6.875-7.125GHz_802.11be EHT320_Nss1,(MCS0),2xRU996+RU484 MRU 8_2TX

6905MHz_TX

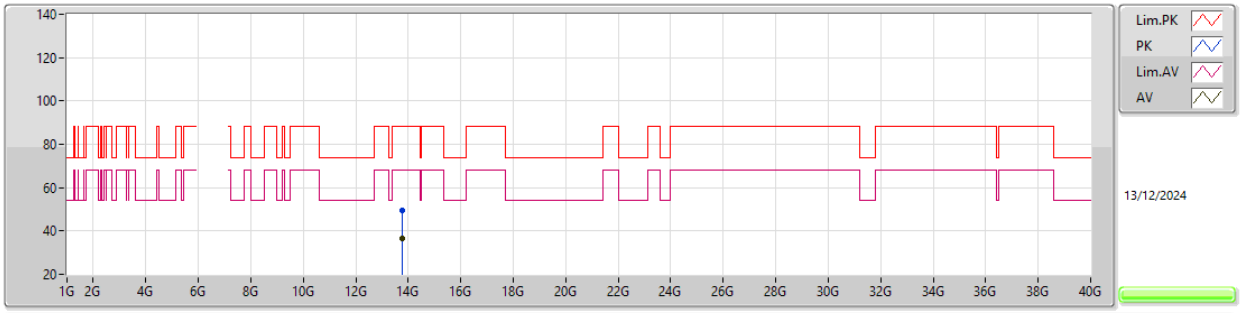

EUT Z_2TX
Setting 22
04-D-M-2

Type	Freq	Level	Limit	Margin	Raw	Dist	Condition	Azimuth	Height	Comment	AF	CL	PA
	(Hz)	(dBuV/m)	(dBuV/m)	(dB)	(dBuV)	(m)		(°)	(m)		(dB)	(dB)	(dB)
PK	13.7623G	49.69	88.20	-38.51	61.18	3	Horizontal	46	1.46	-	40.20	12.67	64.36
RMS	13.7664G	36.54	68.20	-31.66	48.03	3	Horizontal	46	1.46	-	40.20	12.68	64.37

6.875-7.125GHz_802.11be EHT320_Nss1,(MCS0),2xRU996+RU484 MRU 8_2TX

6905MHz_TX

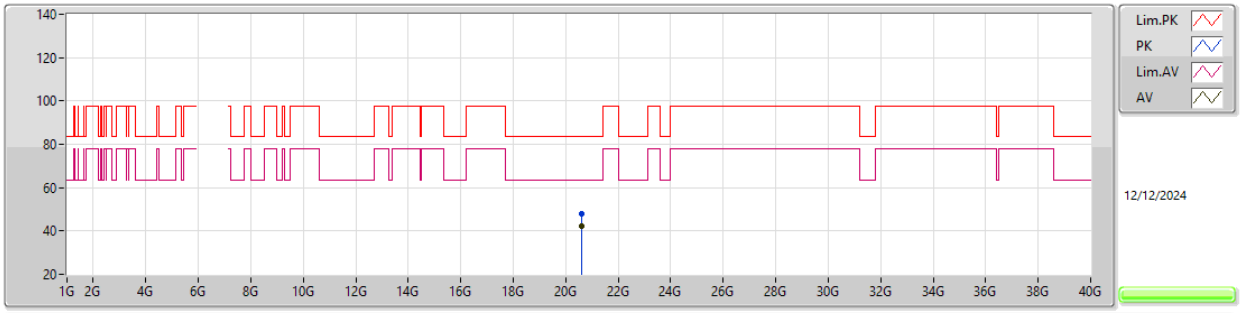

EUT Z_2TX
Setting 22
04-D-M-2

Type	Freq	Level	Limit	Margin	Raw	Dist	Condition	Azimuth	Height	Comment	AF	CL	PA
	(Hz)	(dBuV/m)	(dBuV/m)	(dB)	(dBuV)	(m)		(°)	(m)		(dB)	(dB)	(dB)
PK	20.6248G	48.00	83.54	-35.54	43.12	1	Vertical	170	1.73	-	37.90	15.68	48.70
AV	20.625G	42.42	63.54	-21.12	37.54	1	Vertical	170	1.73	-	37.90	15.68	48.70

6.875-7.125GHz_802.11be EHT320_Nss1,(MCS0),2xRU996+RU484 MRU 8_2TX

6905MHz_TX

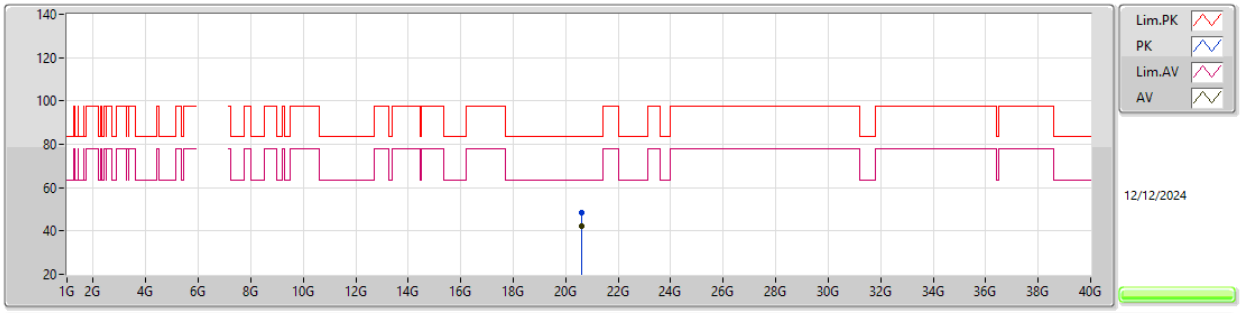

EUT Z_2TX
Setting 22
04-D-M-2

Type	Freq	Level	Limit	Margin	Raw	Dist	Condition	Azimuth	Height	Comment	AF	CL	PA
	(Hz)	(dBuV/m)	(dBuV/m)	(dB)	(dBuV)	(m)		(°)	(m)		(dB)	(dB)	(dB)
PK	20.6252G	48.53	83.54	-35.01	43.65	1	Horizontal	232	1.97	-	37.90	15.68	48.70
AV	20.625G	42.30	63.54	-21.24	37.42	1	Horizontal	232	1.97	-	37.90	15.68	48.70

6.875-7.125GHz_802.11be EHT320_Nss1,(MCS0),2xRU996+RU484 MRU 5_2TX

6905MHz_TX

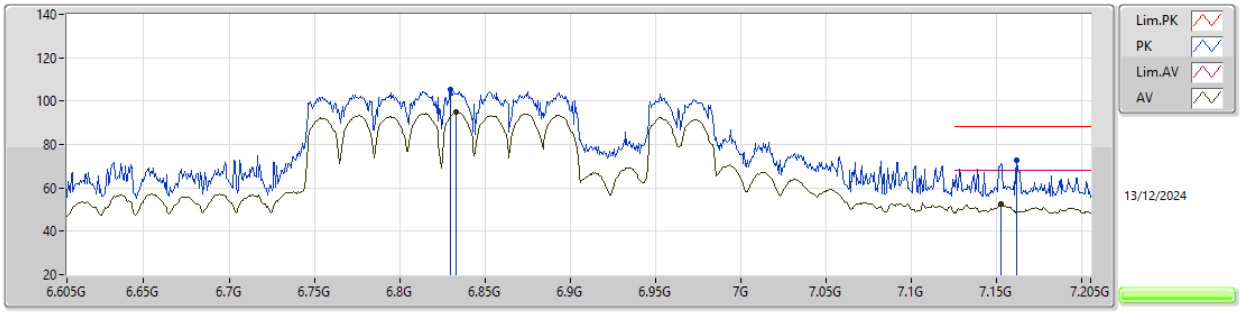

EUT X_2TX
Setting 22
04-D-M-2-10

Type	Freq	Level	Limit	Margin	Raw	Dist	Condition	Azimuth	Height	Comment	AF	CL	PA
	(Hz)	(dBuV/m)	(dBuV/m)	(dB)	(dBuV)	(m)		(°)	(m)		(dB)	(dB)	(dB)
PK	6.83G	105.16	Inf	-Inf	106.38	3	Vertical	0	2.84	-	34.22	7.06	42.50
RMS	6.833G	94.76	Inf	-Inf	95.95	3	Vertical	0	2.84	-	34.23	7.07	42.49
PK	7.1618G	72.64	88.20	-15.56	72.02	3	Vertical	0	2.84	-	35.95	7.22	42.55
RMS	7.1522G	52.39	68.20	-15.81	51.79	3	Vertical	0	2.84	-	35.91	7.22	42.53

6.875-7.125GHz_802.11be EHT320_Nss1,(MCS0),2xRU996+RU484 MRU 5_2TX

6905MHz_TX

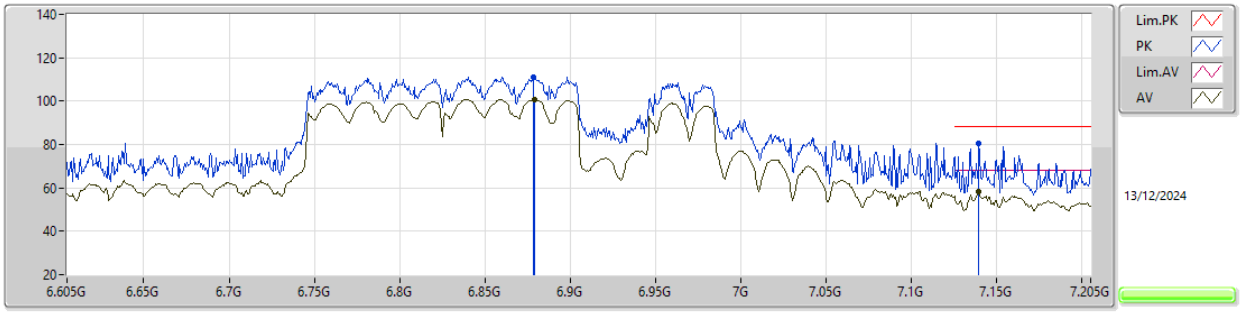

EUT X_2TX
Setting 22
04-D-M-2-10

Type	Freq	Level	Limit	Margin	Raw	Dist	Condition	Azimuth	Height	Comment	AF	CL	PA
	(Hz)	(dBuV/m)	(dBuV/m)	(dB)	(dBuV)	(m)		(°)	(m)		(dB)	(dB)	(dB)
PK	6.8786G	111.08	Inf	-Inf	111.87	3	Horizontal	62	1.22	-	34.53	7.12	42.44
RMS	6.8792G	100.93	Inf	-Inf	101.72	3	Horizontal	62	1.22	-	34.53	7.12	42.44
PK	7.1396G	80.65	88.20	-7.55	80.10	3	Horizontal	62	1.22	-	35.84	7.22	42.51
RMS	7.139G	58.20	68.20	-10.00	57.66	3	Horizontal	62	1.22	-	35.83	7.22	42.51

6.875-7.125GHz_802.11be EHT320_Nss1,(MCS0),2xRU996+RU484 MRU 5_2TX

6905MHz_TX

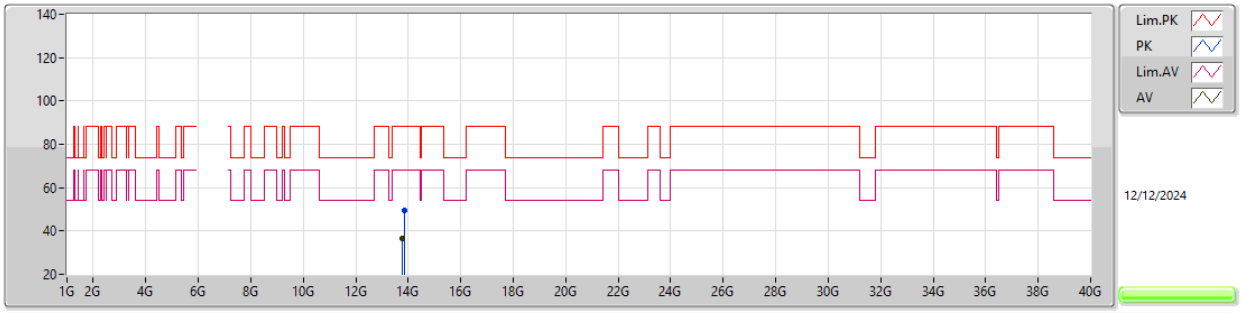

EUT Z_2TX
Setting 22
04-D-M-2

Type	Freq	Level	Limit	Margin	Raw	Dist	Condition	Azimuth	Height	Comment	AF	CL	PA
	(Hz)	(dBuV/m)	(dBuV/m)	(dB)	(dBuV)	(m)		(°)	(m)		(dB)	(dB)	(dB)
PK	13.8586G	49.59	88.20	-38.61	60.85	3	Vertical	130	1.87	-	40.37	12.77	64.40
RMS	13.7633G	36.59	68.20	-31.61	48.08	3	Vertical	130	1.87	-	40.20	12.68	64.37

6.875-7.125GHz_802.11be EHT320_Nss1,(MCS0),2xRU996+RU484 MRU 5_2TX

6905MHz_TX

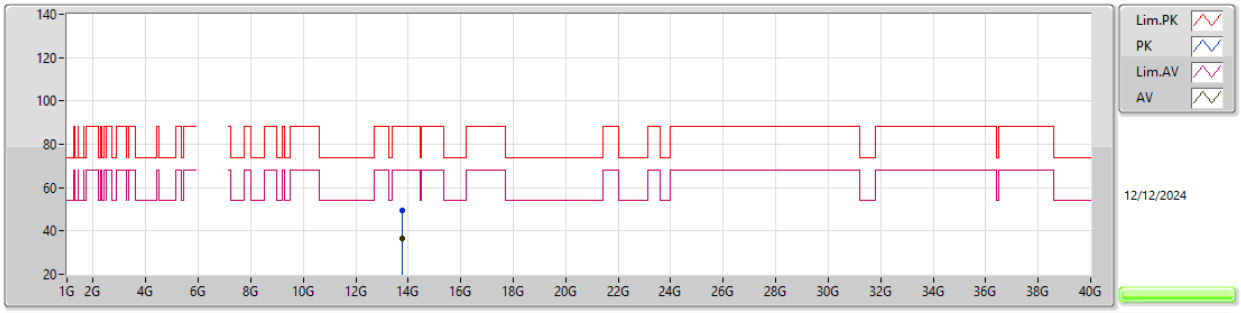

EUT Z_2TX
Setting 22
04-D-M-2

Type	Freq	Level	Limit	Margin	Raw	Dist	Condition	Azimuth	Height	Comment	AF	CL	PA
	(Hz)	(dBuV/m)	(dBuV/m)	(dB)	(dBuV)	(m)		(°)	(m)		(dB)	(dB)	(dB)
PK	13.761G	49.58	88.20	-38.62	61.07	3	Horizontal	278	1.55	-	40.20	12.67	64.36
RMS	13.7619G	36.46	68.20	-31.74	47.95	3	Horizontal	278	1.55	-	40.20	12.67	64.36

6.875-7.125GHz_802.11be EHT320_Nss1,(MCS0),2xRU996+RU484 MRU 5_2TX

6905MHz_TX

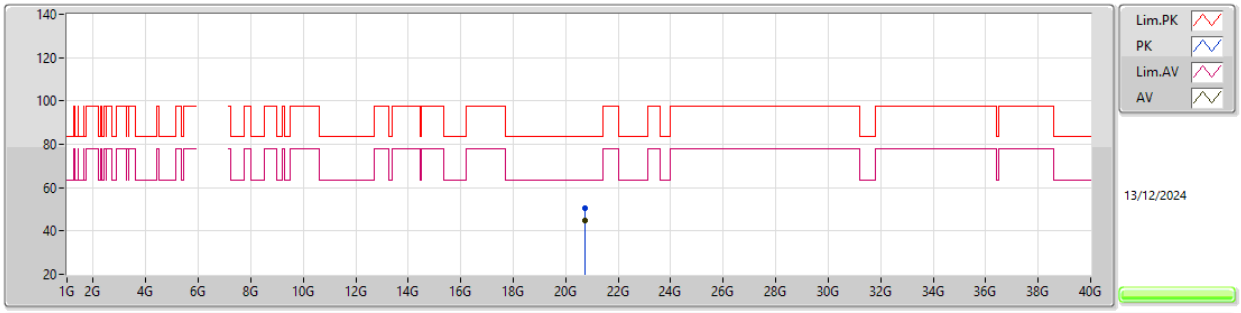

EUT Z_2TX
Setting 22
04-D-M-2

Type	Freq	Level	Limit	Margin	Raw	Dist	Condition	Azimuth	Height	Comment	AF	CL	PA
	(Hz)	(dBuV/m)	(dBuV/m)	(dB)	(dBuV)	(m)		(°)	(m)		(dB)	(dB)	(dB)
PK	20.7524G	50.62	83.54	-32.92	45.64	1	Vertical	170	1.56	-	37.90	15.78	48.70
AV	20.725G	44.86	63.54	-18.68	39.90	1	Vertical	170	1.56	-	37.90	15.76	48.70

6.875-7.125GHz_802.11be EHT320_Nss1,(MCS0),2xRU996+RU484 MRU 5_2TX

6905MHz_TX

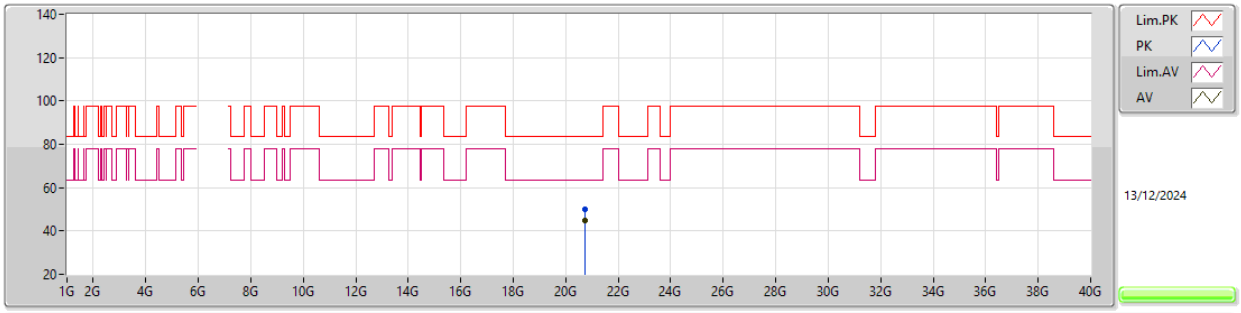

EUT Z_2TX
Setting 22
04-D-M-2

Type	Freq	Level	Limit	Margin	Raw	Dist	Condition	Azimuth	Height	Comment	AF	CL	PA
	(Hz)	(dBuV/m)	(dBuV/m)	(dB)	(dBuV)	(m)		(°)	(m)		(dB)	(dB)	(dB)
PK	20.7514G	50.18	83.54	-33.36	45.20	1	Horizontal	39	2.95	-	37.90	15.78	48.70
AV	20.7248G	44.95	63.54	-18.59	39.99	1	Horizontal	39	2.95	-	37.90	15.76	48.70

6.875-7.125GHz_802.11be EHT320_Nss1,(MCS0),2xRU996 MRU 1_2TX

6905MHz_TX

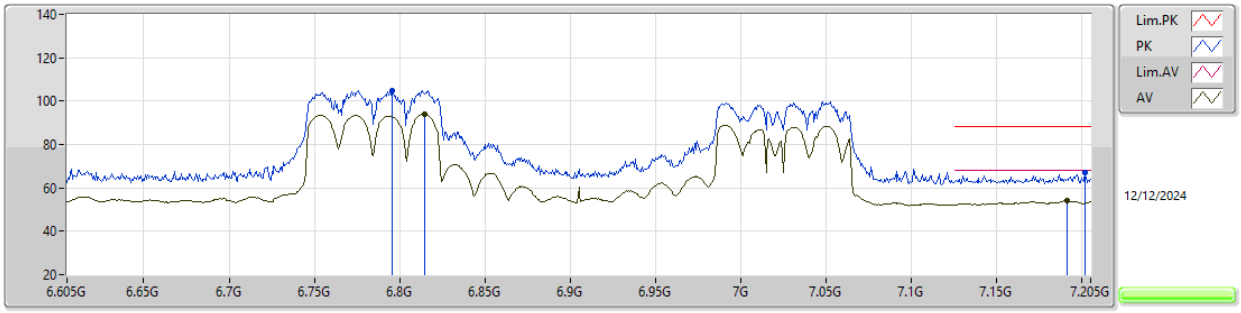

EUT X_2TX
Setting 22
05-L-M-2-10

Type	Freq	Level	Limit	Margin	Raw	Dist	Condition	Azimuth	Height	Comment	AF	CL	PA
	(Hz)	(dBuV/m)	(dBuV/m)	(dB)	(dBuV)	(m)		(°)	(m)		(dB)	(dB)	(dB)
PK	6.7958G	104.81	Inf	-Inf	94.79	3	Vertical	360	1.80	-	36.11	8.96	35.05
RMS	6.8144G	94.04	Inf	-Inf	84.07	3	Vertical	360	1.80	-	36.07	8.98	35.08
PK	7.2014G	67.05	88.20	-21.15	55.62	3	Vertical	360	1.80	-	37.10	9.30	34.97
RMS	7.1912G	54.09	68.20	-14.11	42.72	3	Vertical	360	1.80	-	37.06	9.30	34.99

6.875-7.125GHz_802.11be EHT320_Nss1,(MCS0),2xRU996 MRU 1_2TX

6905MHz_TX

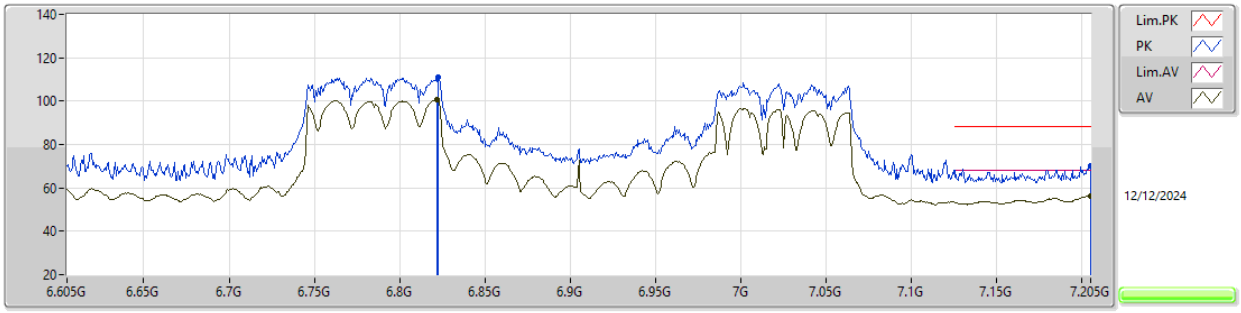

EUT X_2TX
Setting 22
05-L-M-2-10

Type	Freq	Level	Limit	Margin	Raw	Dist	Condition	Azimuth	Height	Comment	AF	CL	PA
	(Hz)	(dBuV/m)	(dBuV/m)	(dB)	(dBuV)	(m)		(°)	(m)		(dB)	(dB)	(dB)
PK	6.8222G	110.93	Inf	-Inf	100.97	3	Horizontal	77	1.33	-	36.06	8.99	35.09
RMS	6.8216G	100.63	Inf	-Inf	90.67	3	Horizontal	77	1.33	-	36.06	8.99	35.09
PK	7.205G	70.43	88.20	-17.77	59.00	3	Horizontal	77	1.33	-	37.10	9.30	34.97
RMS	7.205G	56.15	68.20	-12.05	44.72	3	Horizontal	77	1.33	-	37.10	9.30	34.97

6.875-7.125GHz_802.11be EHT320_Nss1,(MCS0),2xRU996 MRU 1_2TX

6905MHz_TX

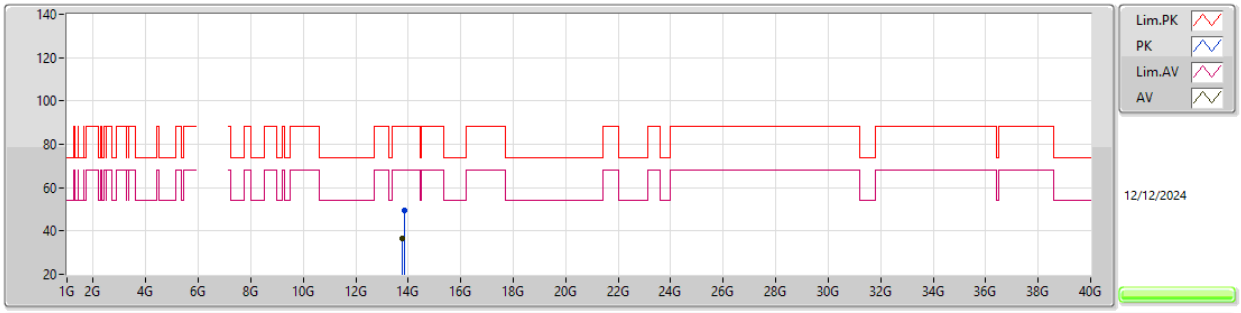

EUT Z_2TX
Setting 22
04-D-M-2

Type	Freq	Level	Limit	Margin	Raw	Dist	Condition	Azimuth	Height	Comment	AF	CL	PA
	(Hz)	(dBuV/m)	(dBuV/m)	(dB)	(dBuV)	(m)		(°)	(m)		(dB)	(dB)	(dB)
PK	13.8512G	49.27	88.20	-38.93	60.59	3	Vertical	138	2.66	-	40.31	12.77	64.40
RMS	13.7609G	36.46	68.20	-31.74	47.95	3	Vertical	138	2.66	-	40.20	12.67	64.36

6.875-7.125GHz_802.11be EHT320_Nss1,(MCS0),2xRU996 MRU 1_2TX

6905MHz_TX

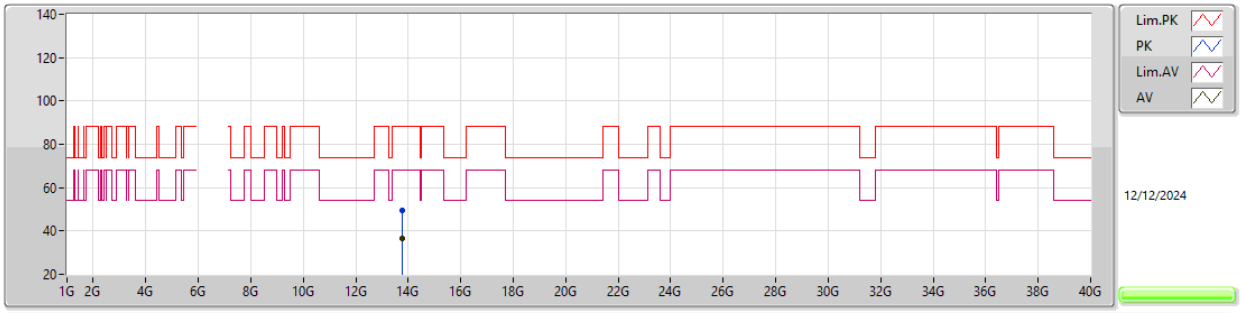

EUT Z_2TX
Setting 22
04-D-M-2

Type	Freq	Level	Limit	Margin	Raw	Dist	Condition	Azimuth	Height	Comment	AF	CL	PA
	(Hz)	(dBuV/m)	(dBuV/m)	(dB)	(dBuV)	(m)		(°)	(m)		(dB)	(dB)	(dB)
PK	13.7662G	49.58	88.20	-38.62	61.07	3	Horizontal	229	1.16	-	40.20	12.68	64.37
RMS	13.7684G	36.55	68.20	-31.65	48.04	3	Horizontal	229	1.16	-	40.20	12.68	64.37

6.875-7.125GHz_802.11be EHT320_Nss1,(MCS0),2xRU996 MRU 1_2TX

6905MHz_TX

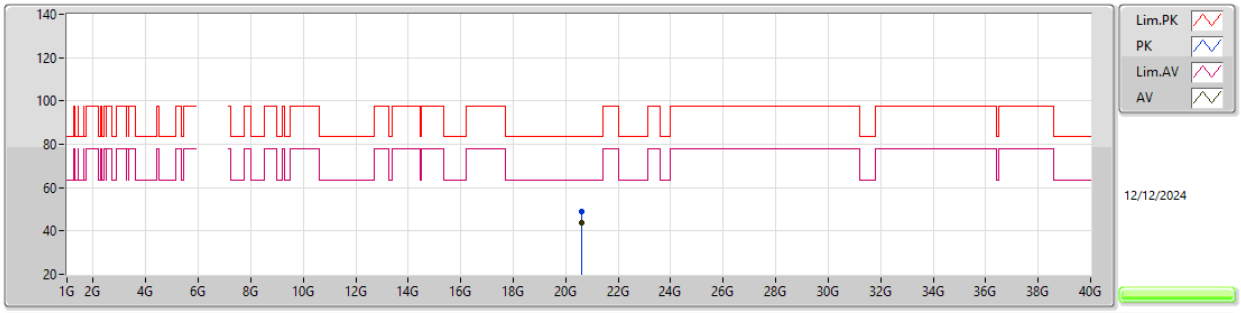

EUT Z_2TX
Setting 22
04-D-M-2

Type	Freq	Level	Limit	Margin	Raw	Dist	Condition	Azimuth	Height	Comment	AF	CL	PA
	(Hz)	(dBuV/m)	(dBuV/m)	(dB)	(dBuV)	(m)		(°)	(m)		(dB)	(dB)	(dB)
PK	20.625G	48.87	83.54	-34.67	43.99	1	Vertical	169	1.57	-	37.90	15.68	48.70
AV	20.625G	43.81	63.54	-19.73	38.93	1	Vertical	169	1.57	-	37.90	15.68	48.70

6.875-7.125GHz_802.11be EHT320_Nss1,(MCS0),2xRU996 MRU 1_2TX

6905MHz_TX

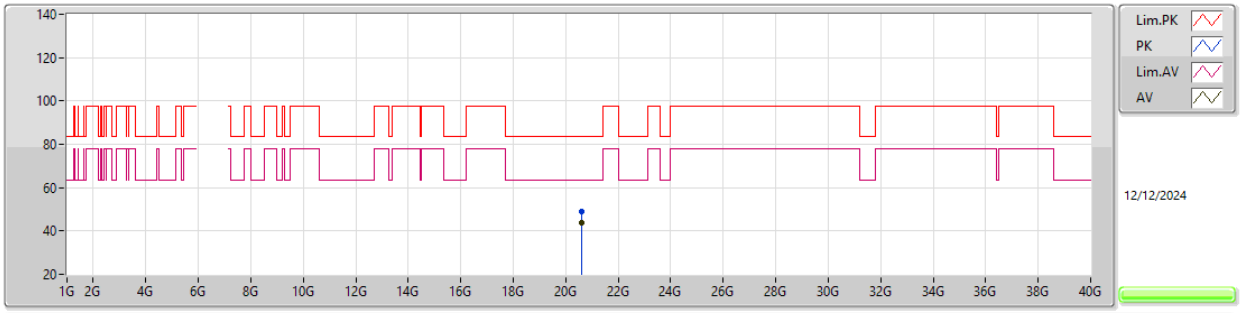

EUT Z_2TX
Setting 22
04-D-M-2

Type	Freq	Level	Limit	Margin	Raw	Dist	Condition	Azimuth	Height	Comment	AF	CL	PA
	(Hz)	(dBuV/m)	(dBuV/m)	(dB)	(dBuV)	(m)		(°)	(m)		(dB)	(dB)	(dB)
PK	20.6245G	48.79	83.54	-34.75	43.91	1	Horizontal	142	2.54	-	37.90	15.68	48.70
AV	20.625G	43.82	63.54	-19.72	38.94	1	Horizontal	142	2.54	-	37.90	15.68	48.70

Summary

Mode	Result	Type	Freq	Level	Limit	Margin	Dist	Condition	Azimuth	Height	Comments
			(Hz)	(dBuV/m)	(dBuV/m)	(dB)	(m)		(°)	(m)	
5.925-6.425GHz	-	-	-	-	-	-	-	-	-	-	-
802.11be EHT80_Nss1,(MCS0)_2TX	Pass	AV	17.95506G	39.95	54.00	-14.05	3	Vertical	209	1.80	-

5.925-6.425GHz_802.11be EHT80_Nss1,(MCS0),RU484+RU242 CP 2_2TX

5985MHz_TX

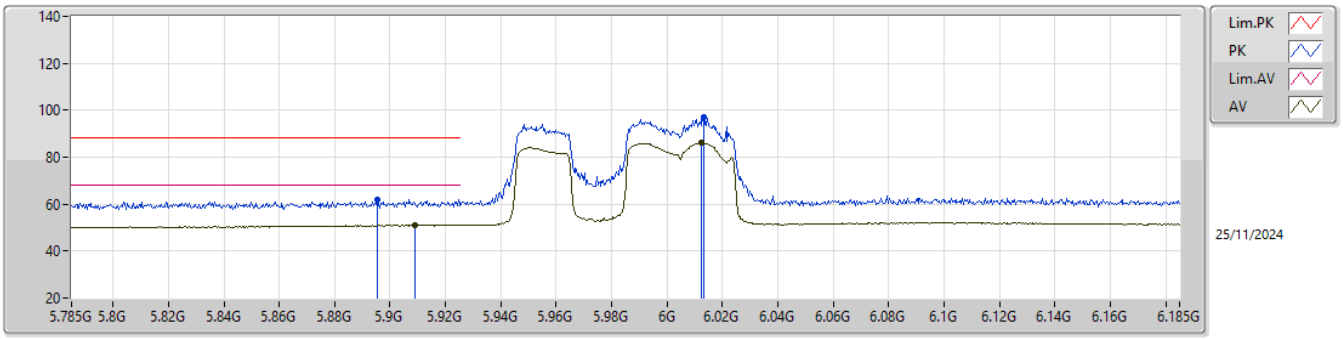

EUT X_2TX
Setting 8.5
01-C-V-1-10

Type	Freq	Level	Limit	Margin	Raw	Dist	Condition	Azimuth	Height	Comment	AF	CL	PA
	(Hz)	(dBuV/m)	(dBuV/m)	(dB)	(dBuV)	(m)		(°)	(m)		(dB)	(dB)	(dB)
PK	5.8954G	61.84	88.20	-26.36	52.09	3	Vertical	132	1.04	-	34.77	7.42	32.44
RMS	5.909G	51.08	68.20	-17.12	41.24	3	Vertical	132	1.04	-	34.85	7.43	32.44
PK	6.0134G	96.99	Inf	-Inf	86.59	3	Vertical	132	1.04	-	35.33	7.51	32.44
RMS	6.0122G	86.03	Inf	-Inf	75.64	3	Vertical	132	1.04	-	35.32	7.51	32.44

5.925-6.425GHz_802.11be EHT80_Nss1,(MCS0),RU484+RU242 CP 2_2TX

5985MHz_TX

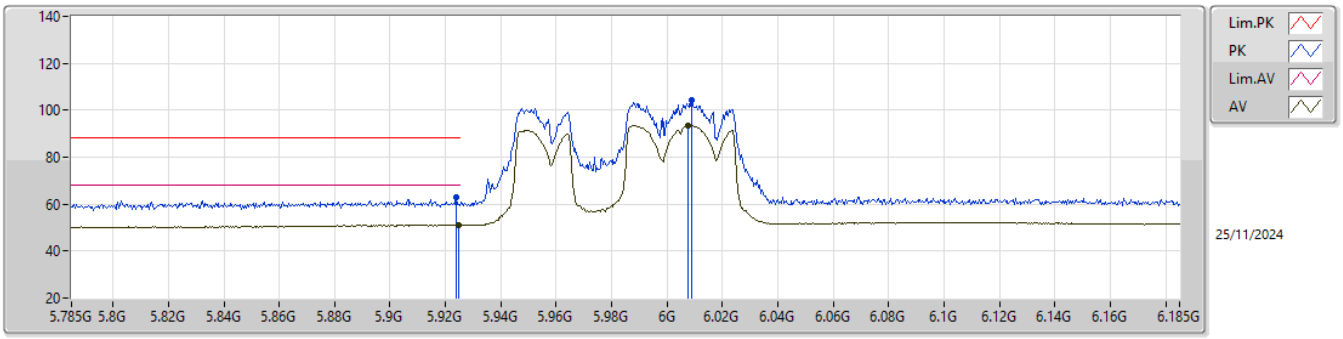

EUT X_2TX
Setting 8.5
01-C-V-1-10

Type	Freq	Level	Limit	Margin	Raw	Dist	Condition	Azimuth	Height	Comment	AF	CL	PA
	(Hz)	(dBuV/m)	(dBuV/m)	(dB)	(dBuV)	(m)		(°)	(m)		(dB)	(dB)	(dB)
PK	5.9238G	62.84	88.20	-25.36	52.90	3	Horizontal	360	1.00	-	34.94	7.44	32.44
RMS	5.9246G	51.10	68.20	-17.10	41.15	3	Horizontal	360	1.00	-	34.95	7.44	32.44
PK	6.009G	104.40	Inf	-Inf	94.02	3	Horizontal	360	1.00	-	35.32	7.50	32.44
RMS	6.0074G	93.51	Inf	-Inf	83.14	3	Horizontal	360	1.00	-	35.31	7.50	32.44

5.925-6.425GHz_802.11be EHT80_Nss1,(MCS0),RU484+RU242 CP 2_2TX

5985MHz_TX

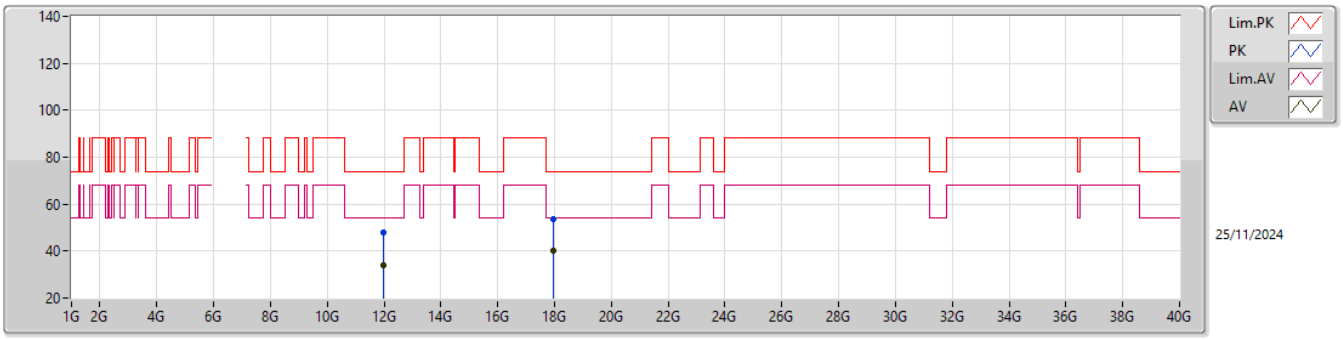

EUT Z_2TX
Setting 8.5
01-C-V-1

Type	Freq	Level	Limit	Margin	Raw	Dist	Condition	Azimuth	Height	Comment	AF	CL	PA
	(Hz)	(dBuV/m)	(dBuV/m)	(dB)	(dBuV)	(m)		(°)	(m)		(dB)	(dB)	(dB)
PK	11.97267G	48.11	74.00	-25.89	42.43	3	Vertical	350	1.80	-	38.70	12.33	45.35
AV	11.98413G	33.96	54.00	-20.04	28.28	3	Vertical	350	1.80	-	38.70	12.34	45.36
PK	17.95323G	53.68	74.00	-20.32	42.34	3	Vertical	209	1.80	-	41.41	14.22	44.29
AV	17.95506G	39.95	54.00	-14.05	28.61	3	Vertical	209	1.80	-	41.41	14.22	44.29

5.925-6.425GHz_802.11be EHT80_Nss1,(MCS0),RU484+RU242 CP 2_2TX

5985MHz_TX

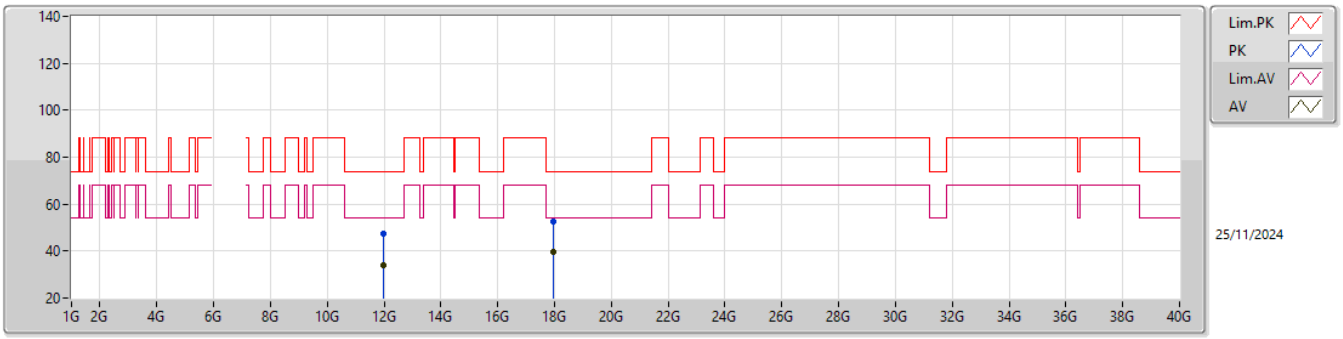

EUT Z_2TX
Setting 8.5
01-C-V-1

Type	Freq	Level	Limit	Margin	Raw	Dist	Condition	Azimuth	Height	Comment	AF	CL	PA
	(Hz)	(dBuV/m)	(dBuV/m)	(dB)	(dBuV)	(m)		(°)	(m)		(dB)	(dB)	(dB)
PK	11.98146G	47.20	74.00	-26.80	41.52	3	Horizontal	48	1.80	-	38.70	12.34	45.36
AV	11.98401G	34.02	54.00	-19.98	28.34	3	Horizontal	48	1.80	-	38.70	12.34	45.36
PK	17.96136G	52.81	74.00	-21.19	41.46	3	Horizontal	210	1.70	-	41.42	14.22	44.29
AV	17.95866G	39.90	54.00	-14.10	28.55	3	Horizontal	210	1.70	-	41.42	14.22	44.29

6.875-7.125GHz_802.11be EHT80_Nss1,(MCS0),RU484+RU242 CP 1_2TX

7025MHz_TX

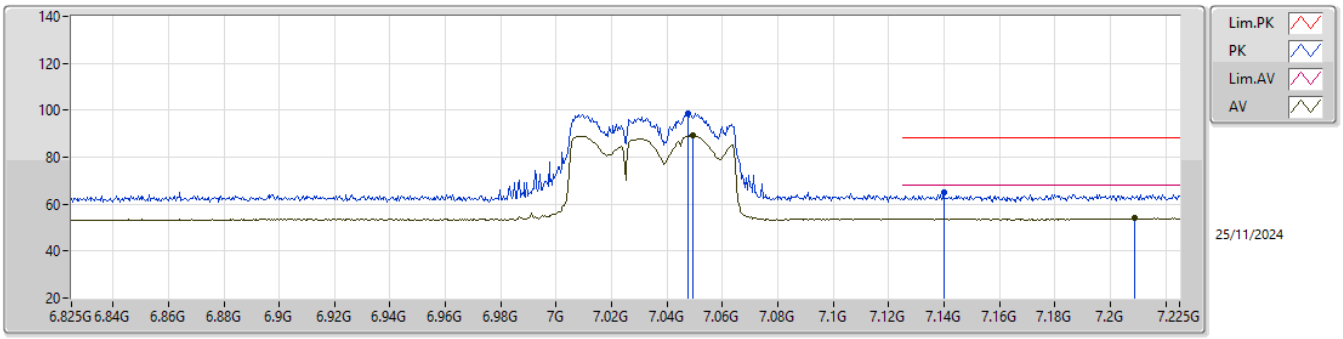

EUT X_2TX
Setting 9.5
01-C-V-1-10

Type	Freq	Level	Limit	Margin	Raw	Dist	Condition	Azimuth	Height	Comment	AF	CL	PA
	(Hz)	(dBuV/m)	(dBuV/m)	(dB)	(dBuV)	(m)		(°)	(m)		(dB)	(dB)	(dB)
PK	7.0474G	98.72	Inf	-Inf	86.78	3	Vertical	87	1.00	-	36.71	7.96	32.73
RMS	7.0494G	89.26	Inf	-Inf	77.33	3	Vertical	87	1.00	-	36.70	7.96	32.73
PK	7.1398G	64.92	88.20	-23.28	52.79	3	Vertical	87	1.00	-	36.88	7.95	32.70
RMS	7.2086G	53.99	68.20	-14.21	41.50	3	Vertical	87	1.00	-	37.22	7.94	32.67

6.875-7.125GHz_802.11be EHT80_Nss1,(MCS0),RU484+RU242 CP 1_2TX

7025MHz_TX

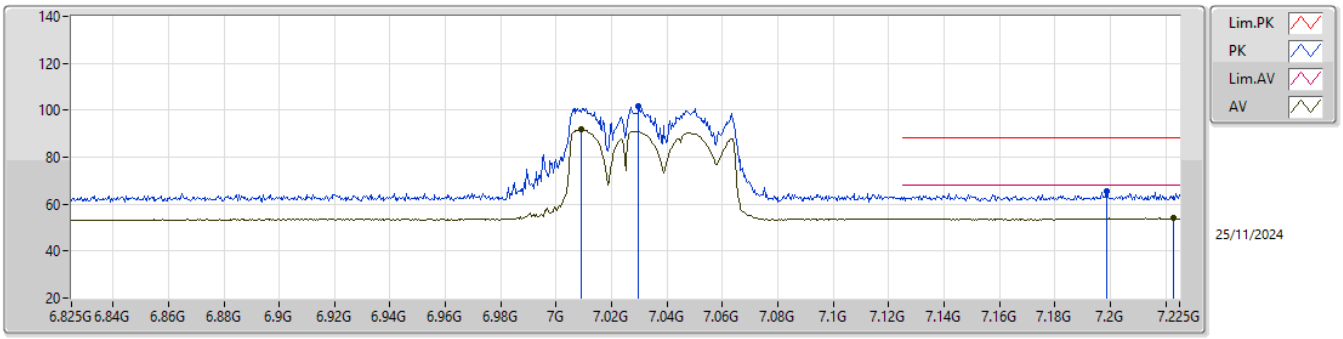

EUT X_2TX
Setting 9.5
01-C-V-1-10

Type	Freq	Level	Limit	Margin	Raw	Dist	Condition	Azimuth	Height	Comment	AF	CL	PA
	(Hz)	(dBuV/m)	(dBuV/m)	(dB)	(dBuV)	(m)		(°)	(m)		(dB)	(dB)	(dB)
PK	7.0298G	101.79	Inf	-Inf	89.83	3	Horizontal	153	1.80	-	36.74	7.96	32.74
RMS	7.009G	91.81	Inf	-Inf	79.82	3	Horizontal	153	1.80	-	36.78	7.96	32.75
PK	7.1986G	65.61	88.20	-22.59	53.15	3	Horizontal	153	1.80	-	37.19	7.94	32.67
RMS	7.2226G	54.06	68.20	-14.14	41.53	3	Horizontal	153	1.80	-	37.25	7.95	32.67

6.875-7.125GHz_802.11be EHT80_Nss1,(MCS0),RU484+RU242 CP 1_2TX

7025MHz_TX

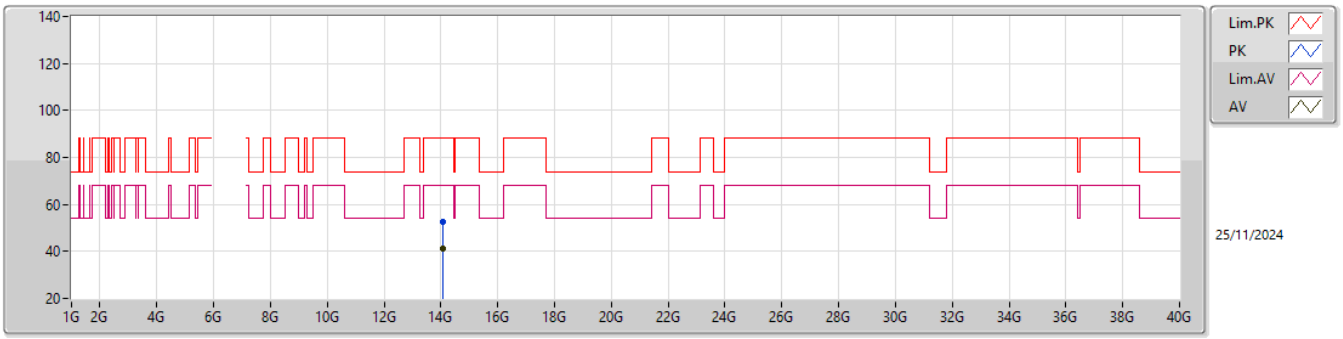

EUT Z_2TX
Setting 9.5
01-C-V-1

Type	Freq	Level	Limit	Margin	Raw	Dist	Condition	Azimuth	Height	Comment	AF	CL	PA
	(Hz)	(dBuV/m)	(dBuV/m)	(dB)	(dBuV)	(m)		(°)	(m)		(dB)	(dB)	(dB)
PK	14.04997G	52.66	88.20	-35.54	42.59	3	Vertical	44	1.99	-	41.00	13.45	44.38
RMS	14.04991G	41.06	68.20	-27.14	30.99	3	Vertical	44	1.99	-	41.00	13.45	44.38

6.875-7.125GHz_802.11be EHT80_Nss1,(MCS0),RU484+RU242 CP 1_2TX

7025MHz_TX

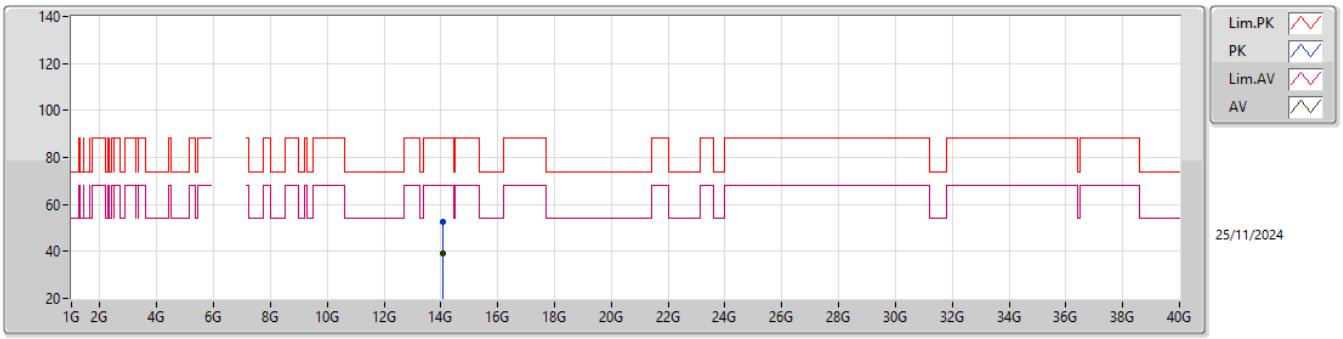

EUT Z_2TX
Setting 9.5
01-C-V-1

Type	Freq	Level	Limit	Margin	Raw	Dist	Condition	Azimuth	Height	Comment	AF	CL	PA
	(Hz)	(dBuV/m)	(dBuV/m)	(dB)	(dBuV)	(m)		(°)	(m)		(dB)	(dB)	(dB)
PK	14.05621G	52.69	88.20	-35.51	42.62	3	Horizontal	360	1.80	-	41.00	13.46	44.39
RMS	14.06053G	38.88	68.20	-29.32	28.81	3	Horizontal	360	1.80	-	41.00	13.46	44.39

6.875-7.125GHz_802.11be EHT80_Nss1,(MCS0),RU484+RU242 CP 1_2TX

7025MHz_TX

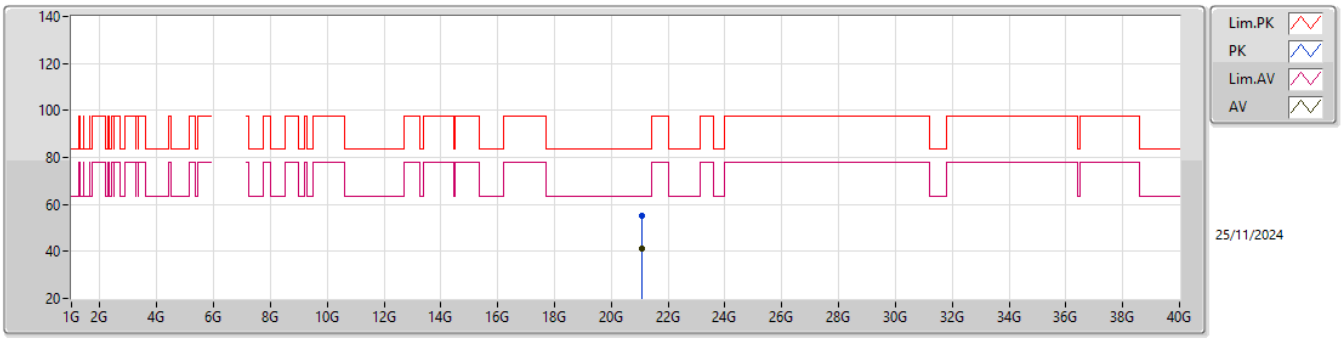

EUT Z_2TX
Setting 9.5
01-C-V-1

Type	Freq	Level	Limit	Margin	Raw	Dist	Condition	Azimuth	Height	Comment	AF	CL	PA
	(Hz)	(dBuV/m)	(dBuV/m)	(dB)	(dBuV)	(m)		(°)	(m)		(dB)	(dB)	(dB)
PK	21.07548G	55.21	83.54	-28.33	50.02	1	Vertical	355	1.80	-	38.00	16.06	48.87
AV	21.07776G	41.00	63.54	-22.54	35.81	1	Vertical	355	1.80	-	38.00	16.06	48.87

6.875-7.125GHz_802.11be EHT80_Nss1,(MCS0),RU484+RU242 CP 1_2TX

7025MHz_TX

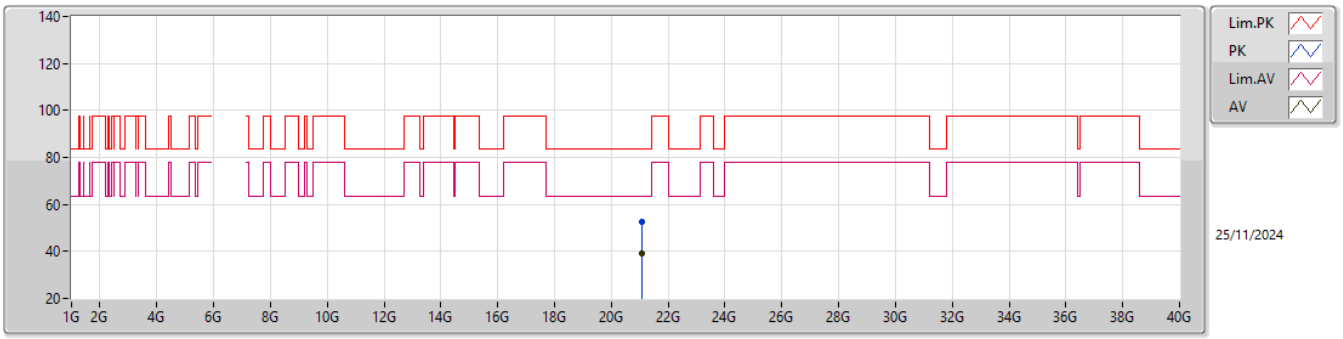

EUT Z_2TX
Setting 9.5
01-C-V-1

Type	Freq	Level	Limit	Margin	Raw	Dist	Condition	Azimuth	Height	Comment	AF	CL	PA
	(Hz)	(dBuV/m)	(dBuV/m)	(dB)	(dBuV)	(m)		(°)	(m)		(dB)	(dB)	(dB)
PK	21.08067G	52.67	83.54	-30.87	47.48	1	Horizontal	338	1.80	-	38.00	16.06	48.87
AV	21.08055G	39.29	63.54	-24.25	34.10	1	Horizontal	338	1.80	-	38.00	16.06	48.87

5.925-6.425GHz_802.11be EHT160_Nss1,(MCS0),RU996+RU484+RU242 CP8_2TX

6025MHz_TX

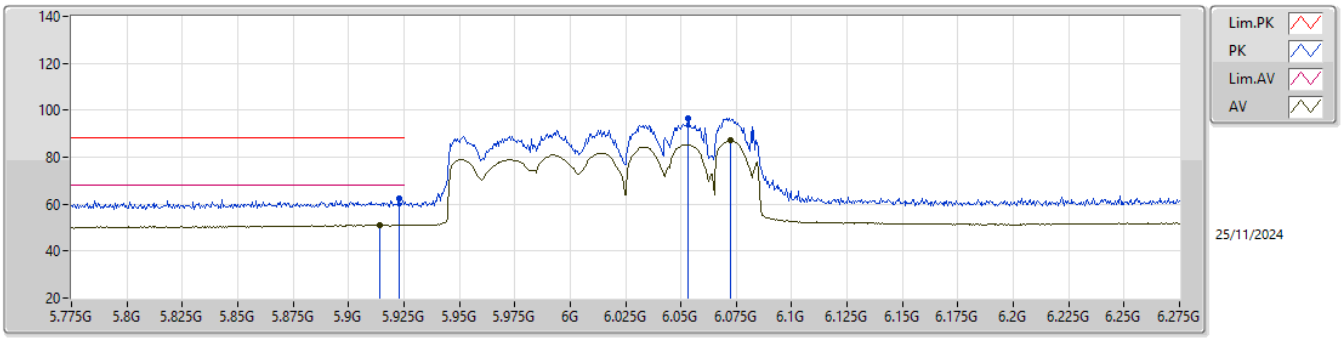

EUT X_2TX
Setting 12.5
01-C-V-1-10

Type	Freq	Level	Limit	Margin	Raw	Dist	Condition	Azimuth	Height	Comment	AF	CL	PA
	(Hz)	(dBuV/m)	(dBuV/m)	(dB)	(dBuV)	(m)		(°)	(m)		(dB)	(dB)	(dB)
PK	5.923G	62.33	88.20	-25.87	52.39	3	Vertical	120	1.80	-	34.94	7.44	32.44
RMS	5.914G	51.08	68.20	-17.12	41.20	3	Vertical	120	1.80	-	34.88	7.44	32.44
PK	6.053G	96.71	Inf	-Inf	86.22	3	Vertical	120	1.80	-	35.40	7.52	32.43
RMS	6.0725G	87.00	Inf	-Inf	76.50	3	Vertical	120	1.80	-	35.40	7.53	32.43

5.925-6.425GHz_802.11be EHT160_Nss1,(MCS0),RU996+RU484+RU242 CP8_2TX

6025MHz_TX

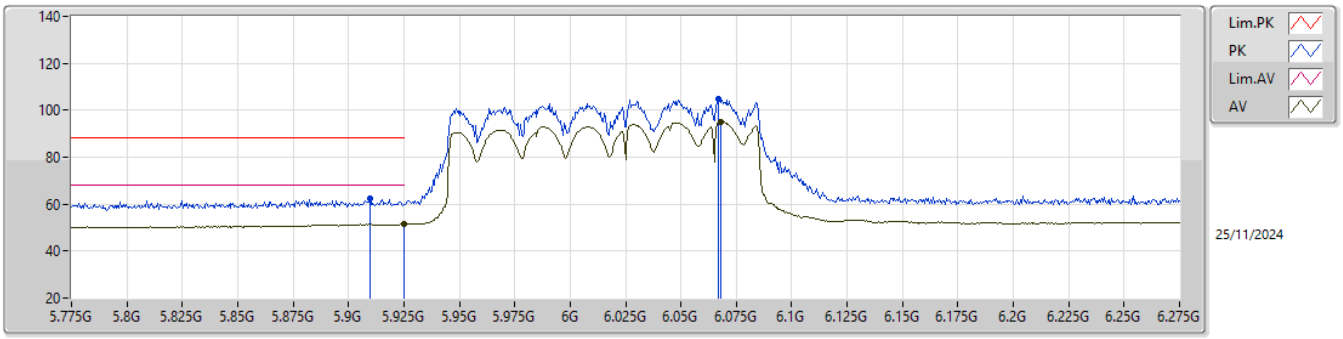

EUT X_2TX
Setting 12.5
01-C-V-1-10

Type	Freq	Level	Limit	Margin	Raw	Dist	Condition	Azimuth	Height	Comment	AF	CL	PA
	(Hz)	(dBuV/m)	(dBuV/m)	(dB)	(dBuV)	(m)		(°)	(m)		(dB)	(dB)	(dB)
PK	5.9095G	62.43	88.20	-25.77	52.58	3	Horizontal	356	1.00	-	34.86	7.43	32.44
RMS	5.925G	51.57	68.20	-16.63	41.62	3	Horizontal	356	1.00	-	34.95	7.44	32.44
PK	6.067G	104.58	Inf	-Inf	94.08	3	Horizontal	356	1.00	-	35.40	7.53	32.43
RMS	6.068G	95.02	Inf	-Inf	84.52	3	Horizontal	356	1.00	-	35.40	7.53	32.43

5.925-6.425GHz_802.11be EHT160_Nss1,(MCS0),RU996+RU484+RU242 CP8_2TX

6025MHz_TX

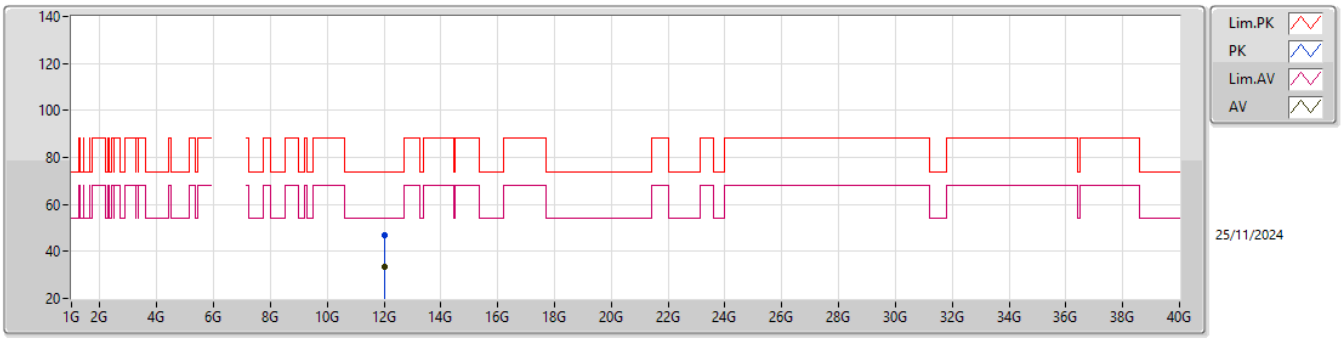

EUT Z_2TX
Setting 12.5
01-C-V-1

Type	Freq	Level	Limit	Margin	Raw	Dist	Condition	Azimuth	Height	Comment	AF	CL	PA
	(Hz)	(dBuV/m)	(dBuV/m)	(dB)	(dBuV)	(m)		(°)	(m)		(dB)	(dB)	(dB)
PK	12.03668G	46.78	74.00	-27.22	41.15	3	Vertical	358	1.80	-	38.63	12.38	45.38
AV	12.03689G	33.39	54.00	-20.61	27.76	3	Vertical	358	1.80	-	38.63	12.38	45.38

5.925-6.425GHz_802.11be EHT160_Nss1,(MCS0),RU996+RU484+RU242 CP8_2TX

6025MHz_TX

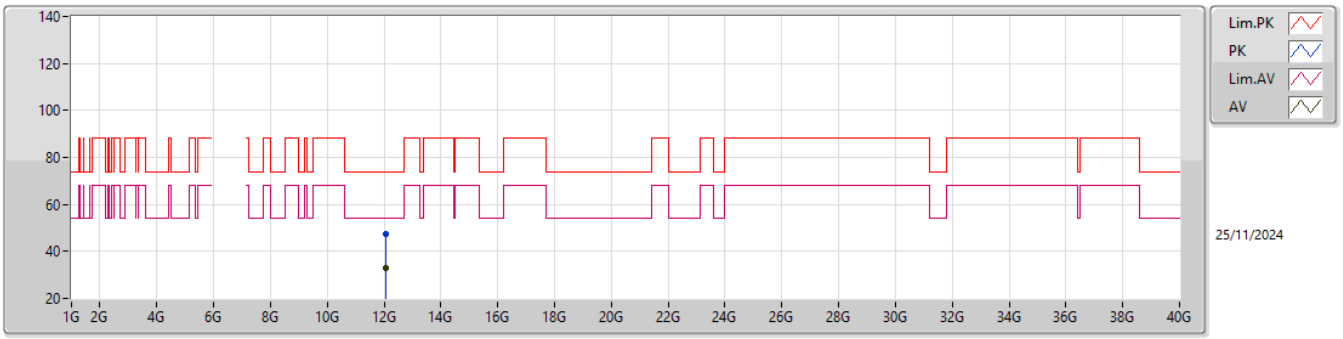

EUT Z_2TX
Setting 12.5
01-C-V-1

Type	Freq	Level	Limit	Margin	Raw	Dist	Condition	Azimuth	Height	Comment	AF	CL	PA
	(Hz)	(dBuV/m)	(dBuV/m)	(dB)	(dBuV)	(m)		(°)	(m)		(dB)	(dB)	(dB)
PK	12.04889G	47.53	74.00	-26.47	41.93	3	Horizontal	136	1.80	-	38.60	12.39	45.39
AV	12.0473G	33.05	54.00	-20.95	27.44	3	Horizontal	136	1.80	-	38.61	12.39	45.39

5.925-6.425GHz_802.11be EHT160_Nss1,(MCS0),RU996+RU484+RU242 CP8_2TX

6025MHz_TX

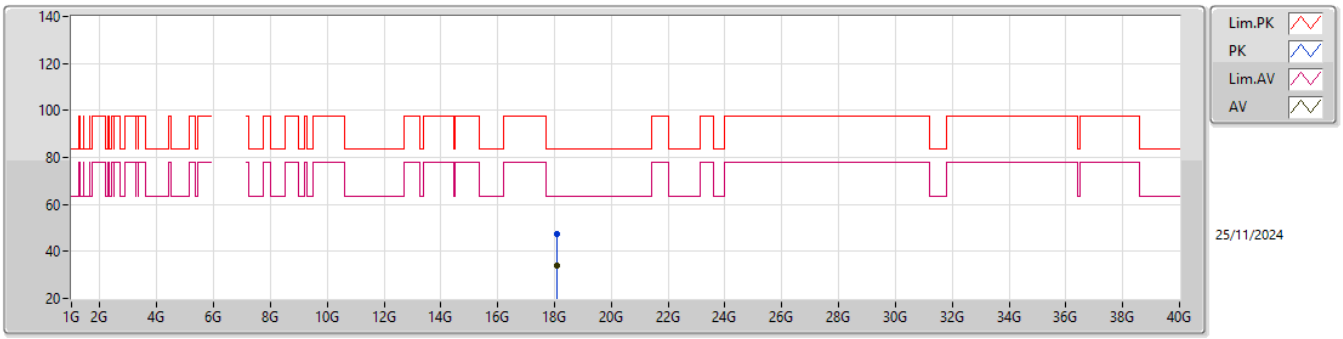

EUT Z_2TX
Setting 12.5
01-C-V-1

Type	Freq	Level	Limit	Margin	Raw	Dist	Condition	Azimuth	Height	Comment	AF	CL	PA
	(Hz)	(dBuV/m)	(dBuV/m)	(dB)	(dBuV)	(m)		(°)	(m)		(dB)	(dB)	(dB)
PK	18.07845G	47.62	83.54	-35.92	44.23	1	Vertical	10	1.30	-	37.57	15.30	49.48
AV	18.07497G	33.78	63.54	-29.76	30.41	1	Vertical	10	1.30	-	37.55	15.30	49.48

5.925-6.425GHz_802.11be EHT160_Nss1,(MCS0),RU996+RU484+RU242 CP8_2TX

6025MHz_TX

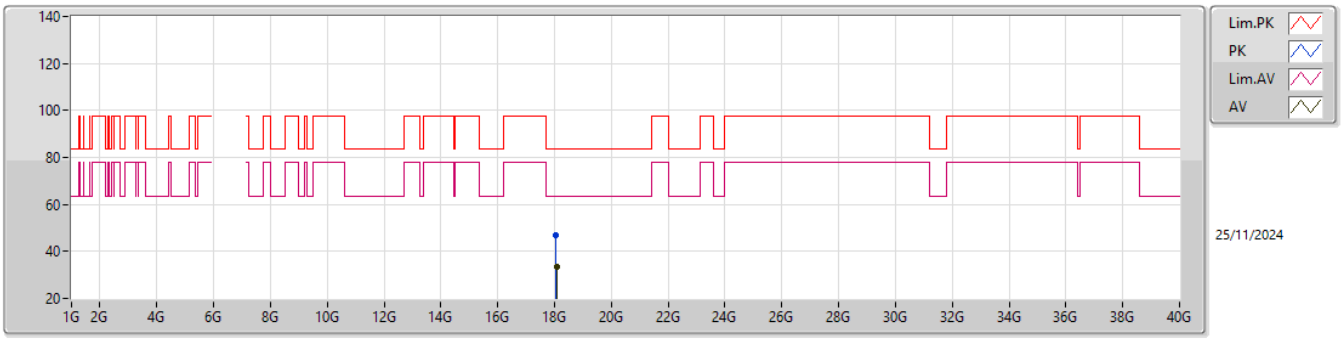

EUT Z_2TX
Setting 12.5
01-C-V-1

Type	Freq	Level	Limit	Margin	Raw	Dist	Condition	Azimuth	Height	Comment	AF	CL	PA
	(Hz)	(dBuV/m)	(dBuV/m)	(dB)	(dBuV)	(m)		(°)	(m)		(dB)	(dB)	(dB)
PK	18.06213G	47.02	83.54	-36.52	43.72	1	Horizontal	71	1.80	-	37.47	15.30	49.47
AV	18.08643G	33.30	63.54	-30.24	29.86	1	Horizontal	71	1.80	-	37.62	15.30	49.48

5.925-6.425GHz_802.11be EHT160_Nss1,(MCS0),RU996+RU484 CP 3_2TX

6025MHz_TX

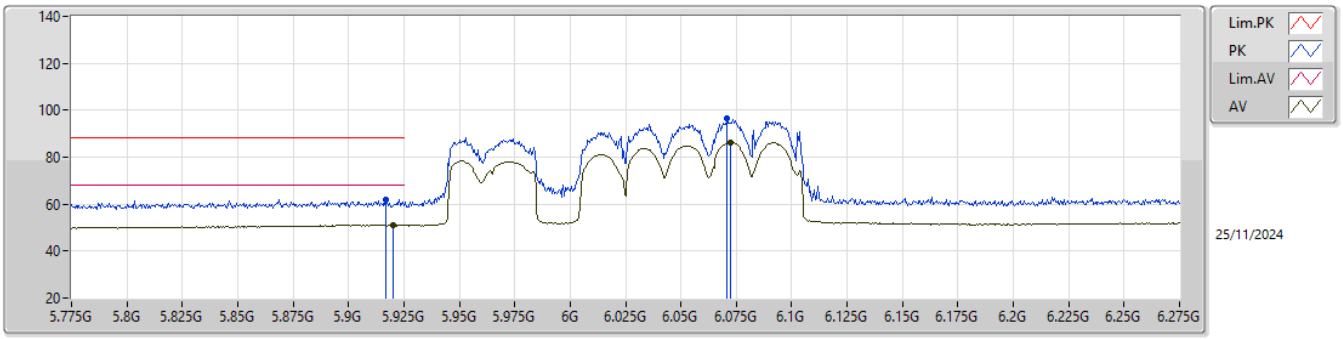

EUT X_2TX
Setting 12
01-C-V-1-10

Type	Freq	Level	Limit	Margin	Raw	Dist	Condition	Azimuth	Height	Comment	AF	CL	PA
	(Hz)	(dBuV/m)	(dBuV/m)	(dB)	(dBuV)	(m)		(°)	(m)		(dB)	(dB)	(dB)
PK	5.917G	62.11	88.20	-26.09	52.21	3	Vertical	120	1.80	-	34.90	7.44	32.44
RMS	5.92G	51.08	68.20	-17.12	41.16	3	Vertical	120	1.80	-	34.92	7.44	32.44
PK	6.071G	96.68	Inf	-Inf	86.18	3	Vertical	120	1.80	-	35.40	7.53	32.43
RMS	6.0725G	86.37	Inf	-Inf	75.87	3	Vertical	120	1.80	-	35.40	7.53	32.43

5.925-6.425GHz_802.11be EHT160_Nss1,(MCS0),RU996+RU484 CP 3_2TX

6025MHz_TX

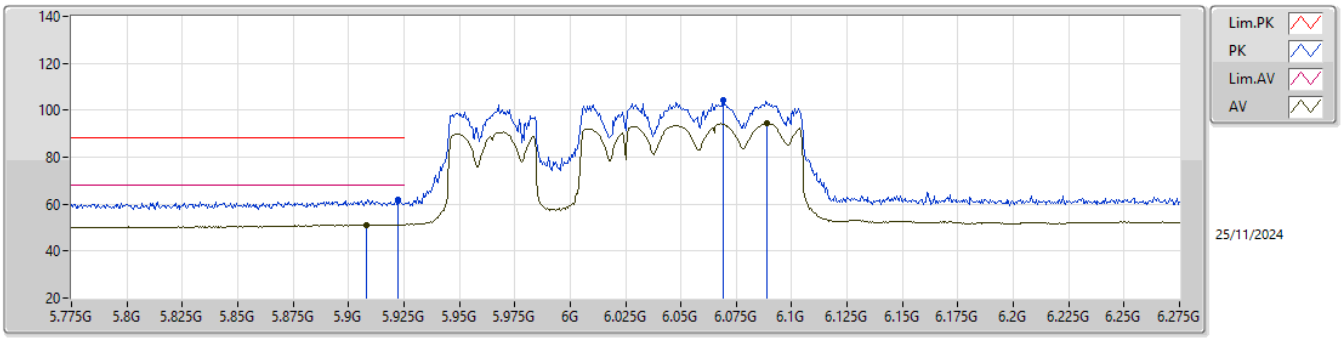

EUT X_2TX
Setting 12
01-C-V-1-10

Type	Freq	Level	Limit	Margin	Raw	Dist	Condition	Azimuth	Height	Comment	AF	CL	PA
	(Hz)	(dBuV/m)	(dBuV/m)	(dB)	(dBuV)	(m)		(°)	(m)		(dB)	(dB)	(dB)
PK	5.9225G	62.00	88.20	-26.20	52.07	3	Horizontal	0	1.00	-	34.93	7.44	32.44
RMS	5.908G	51.29	68.20	-16.91	41.45	3	Horizontal	0	1.00	-	34.85	7.43	32.44
PK	6.069G	104.12	Inf	-Inf	93.62	3	Horizontal	0	1.00	-	35.40	7.53	32.43
RMS	6.089G	94.53	Inf	-Inf	84.02	3	Horizontal	0	1.00	-	35.40	7.54	32.43

5.925-6.425GHz_802.11be EHT160_Nss1,(MCS0),RU996+RU484 CP 3_2TX

6025MHz_TX

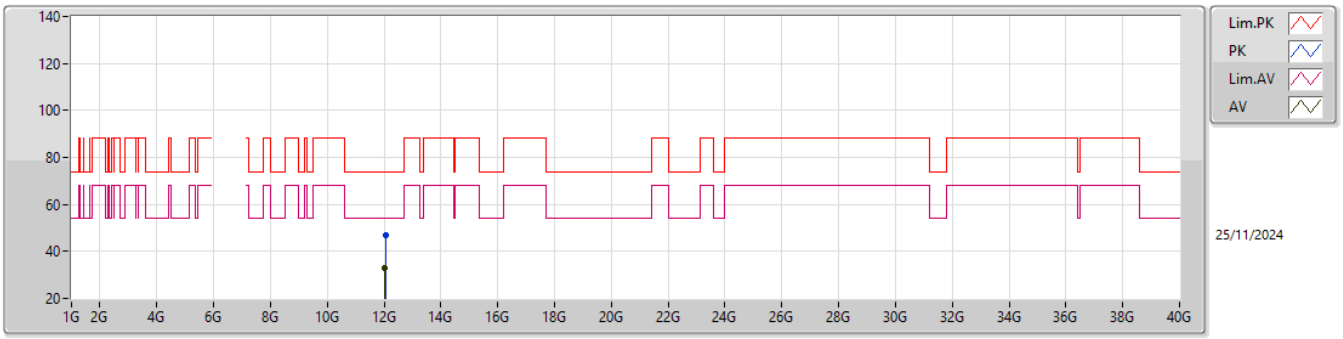

EUT Z_2TX
Setting 12
01-C-V-1

Type	Freq	Level	Limit	Margin	Raw	Dist	Condition	Azimuth	Height	Comment	AF	CL	PA
	(Hz)	(dBuV/m)	(dBuV/m)	(dB)	(dBuV)	(m)		(°)	(m)		(dB)	(dB)	(dB)
PK	12.05261G	47.01	74.00	-26.99	41.40	3	Vertical	275	1.20	-	38.61	12.39	45.39
AV	12.03956G	33.03	54.00	-20.97	27.41	3	Vertical	275	1.20	-	38.62	12.38	45.38

5.925-6.425GHz_802.11be EHT160_Nss1,(MCS0),RU996+RU484 CP 3_2TX

6025MHz_TX

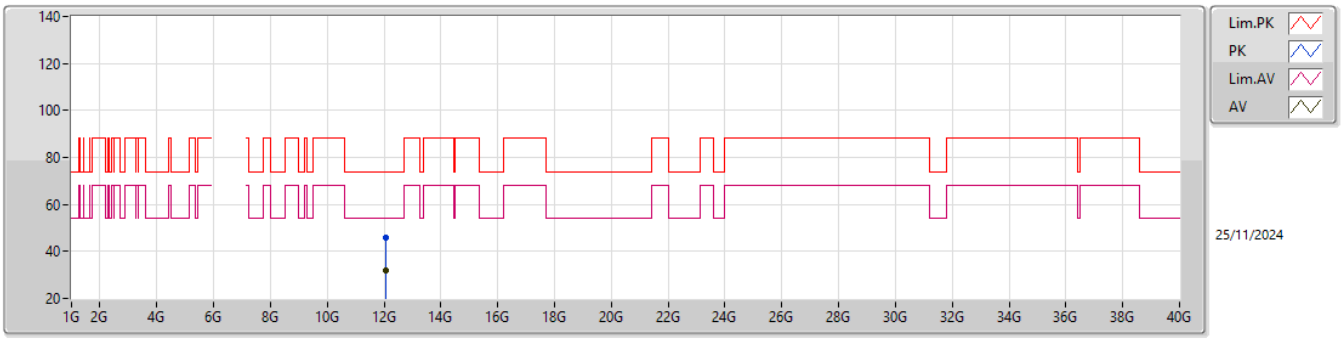

EUT Z_2TX
Setting 12
01-C-V-1

Type	Freq	Level	Limit	Margin	Raw	Dist	Condition	Azimuth	Height	Comment	AF	CL	PA
	(Hz)	(dBuV/m)	(dBuV/m)	(dB)	(dBuV)	(m)		(°)	(m)		(dB)	(dB)	(dB)
PK	12.06365G	45.89	74.00	-28.11	40.26	3	Horizontal	178	1.80	-	38.63	12.39	45.39
AV	12.05024G	31.95	54.00	-22.05	26.35	3	Horizontal	178	1.80	-	38.60	12.39	45.39

5.925-6.425GHz_802.11be EHT160_Nss1,(MCS0),RU996+RU484 CP 3_2TX

6025MHz_TX

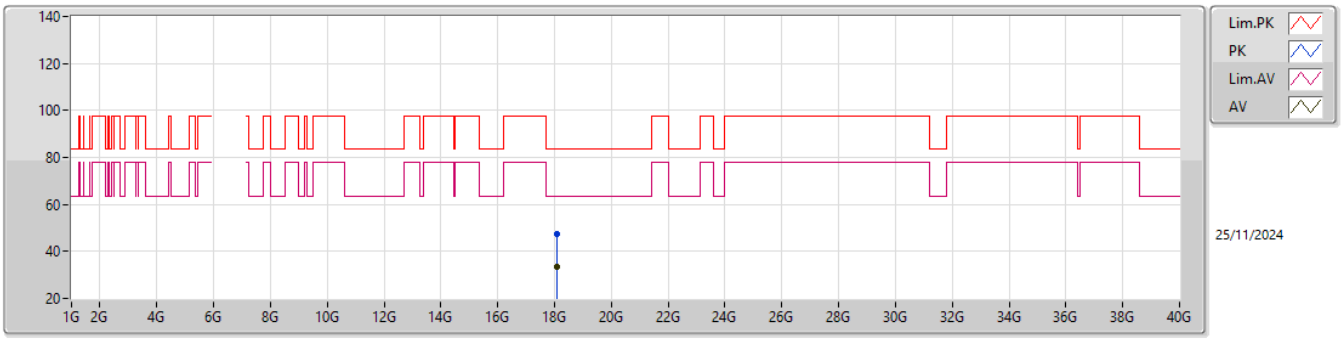

EUT Z_2TX
Setting 12
01-C-V-1

Type	Freq	Level	Limit	Margin	Raw	Dist	Condition	Azimuth	Height	Comment	AF	CL	PA
	(Hz)	(dBuV/m)	(dBuV/m)	(dB)	(dBuV)	(m)		(°)	(m)		(dB)	(dB)	(dB)
PK	18.075G	47.55	83.54	-35.99	44.18	1	Vertical	0	1.30	-	37.55	15.30	49.48
AV	18.08925G	33.26	63.54	-30.28	29.80	1	Vertical	0	1.30	-	37.64	15.30	49.48

5.925-6.425GHz_802.11be EHT160_Nss1,(MCS0),RU996+RU484 CP 3_2TX

6025MHz_TX

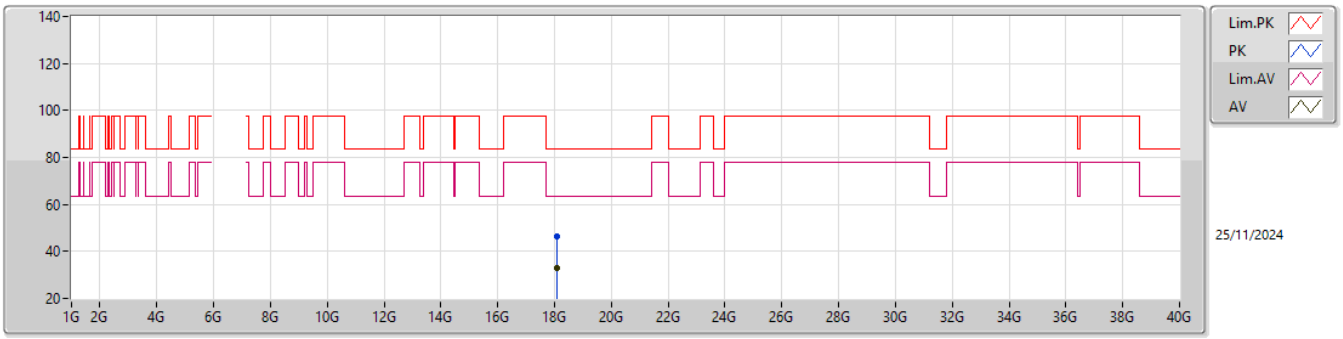

EUT Z_2TX
Setting 12
01-C-V-1

Type	Freq	Level	Limit	Margin	Raw	Dist	Condition	Azimuth	Height	Comment	AF	CL	PA
	(Hz)	(dBuV/m)	(dBuV/m)	(dB)	(dBuV)	(m)		(°)	(m)		(dB)	(dB)	(dB)
PK	18.08889G	46.54	83.54	-37.00	43.09	1	Horizontal	360	1.80	-	37.63	15.30	49.48
AV	18.08937G	32.91	63.54	-30.63	29.45	1	Horizontal	360	1.80	-	37.64	15.30	49.48

6.875-7.125GHz_802.11be EHT160_Nss1,(MCS0),RU996+RU484+RU242 CP5_2TX

6985MHz_TX

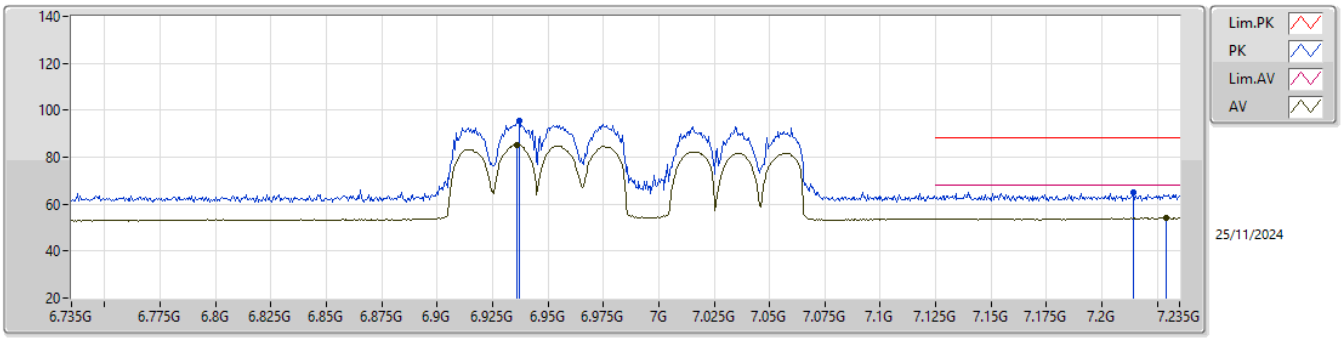

EUT X_2TX
Setting 13
01-C-V-1-10

Type	Freq	Level	Limit	Margin	Raw	Dist	Condition	Azimuth	Height	Comment	AF	CL	PA
	(Hz)	(dBuV/m)	(dBuV/m)	(dB)	(dBuV)	(m)		(°)	(m)		(dB)	(dB)	(dB)
PK	6.937G	95.56	Inf	-Inf	83.72	3	Vertical	96	1.80	-	36.57	7.97	32.70
RMS	6.936G	85.29	Inf	-Inf	73.45	3	Vertical	96	1.80	-	36.57	7.97	32.70
PK	7.214G	64.81	88.20	-23.39	52.31	3	Vertical	96	1.80	-	37.23	7.94	32.67
RMS	7.229G	54.09	68.20	-14.11	41.54	3	Vertical	96	1.80	-	37.26	7.95	32.66

6.875-7.125GHz_802.11be EHT160_Nss1,(MCS0),RU996+RU484+RU242 CP5_2TX

6985MHz_TX

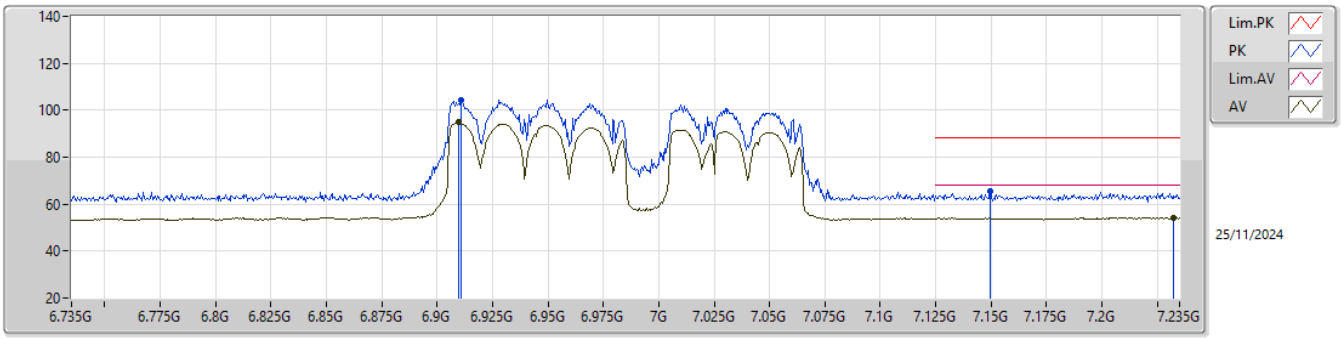

EUT X_2TX
Setting 13
01-C-V-1-10

Type	Freq	Level	Limit	Margin	Raw	Dist	Condition	Azimuth	Height	Comment	AF	CL	PA
	(Hz)	(dBuV/m)	(dBuV/m)	(dB)	(dBuV)	(m)		(°)	(m)		(dB)	(dB)	(dB)
PK	6.911G	104.54	Inf	-Inf	92.73	3	Horizontal	17	1.05	-	36.52	7.97	32.68
RMS	6.9095G	94.79	Inf	-Inf	82.98	3	Horizontal	17	1.05	-	36.52	7.97	32.68
PK	7.1495G	65.72	88.20	-22.48	53.56	3	Horizontal	17	1.05	-	36.90	7.95	32.69
RMS	7.232G	54.15	68.20	-14.05	41.60	3	Horizontal	17	1.05	-	37.26	7.95	32.66

6.875-7.125GHz_802.11be EHT160_Nss1,(MCS0),RU996+RU484+RU242 CP5_2TX

6985MHz_TX

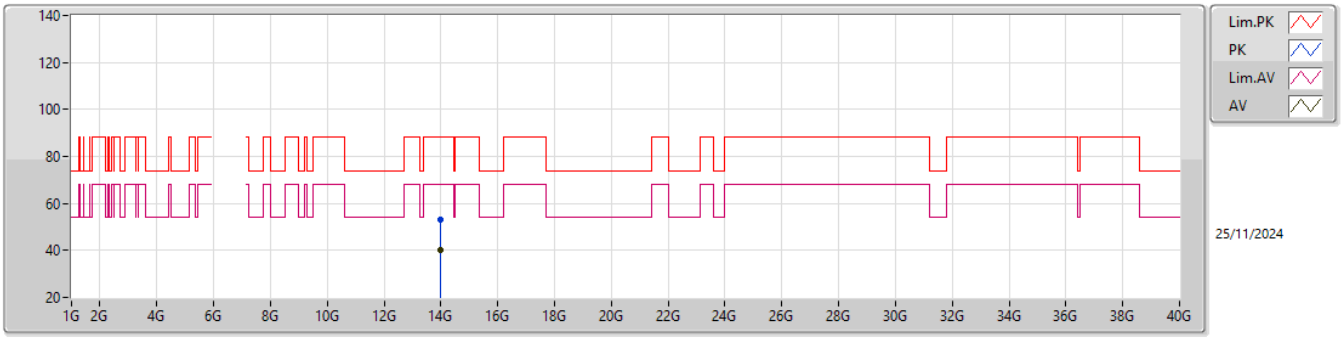

EUT Z_2TX
Setting 13
01-C-V-1

Type	Freq	Level	Limit	Margin	Raw	Dist	Condition	Azimuth	Height	Comment	AF	CL	PA
	(Hz)	(dBuV/m)	(dBuV/m)	(dB)	(dBuV)	(m)		(°)	(m)		(dB)	(dB)	(dB)
PK	13.97135G	53.01	88.20	-35.19	43.01	3	Vertical	22	1.80	-	40.90	13.43	44.33
RMS	13.97G	40.12	68.20	-28.08	30.12	3	Vertical	22	1.80	-	40.90	13.43	44.33

6.875-7.125GHz_802.11be EHT160_Nss1,(MCS0),RU996+RU484+RU242 CP5_2TX

6985MHz_TX

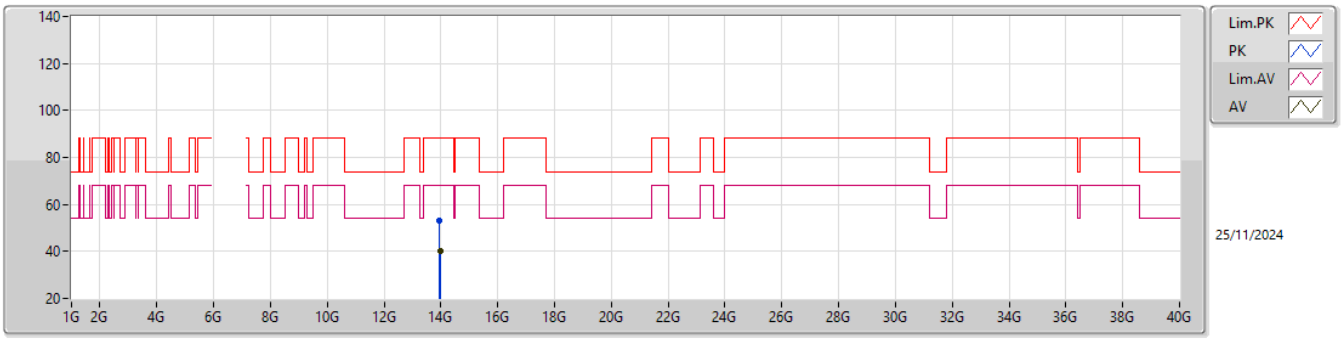

EUT Z_2TX
Setting 13
01-C-V-1

Type	Freq	Level	Limit	Margin	Raw	Dist	Condition	Azimuth	Height	Comment	AF	CL	PA
	(Hz)	(dBuV/m)	(dBuV/m)	(dB)	(dBuV)	(m)		(°)	(m)		(dB)	(dB)	(dB)
PK	13.96145G	52.92	88.20	-35.28	42.93	3	Horizontal	19	1.54	-	40.90	13.43	44.34
RMS	13.96997G	40.30	68.20	-27.90	30.30	3	Horizontal	19	1.54	-	40.90	13.43	44.33

6.875-7.125GHz_802.11be EHT160_Nss1,(MCS0),RU996+RU484+RU242 CP5_2TX

6985MHz_TX

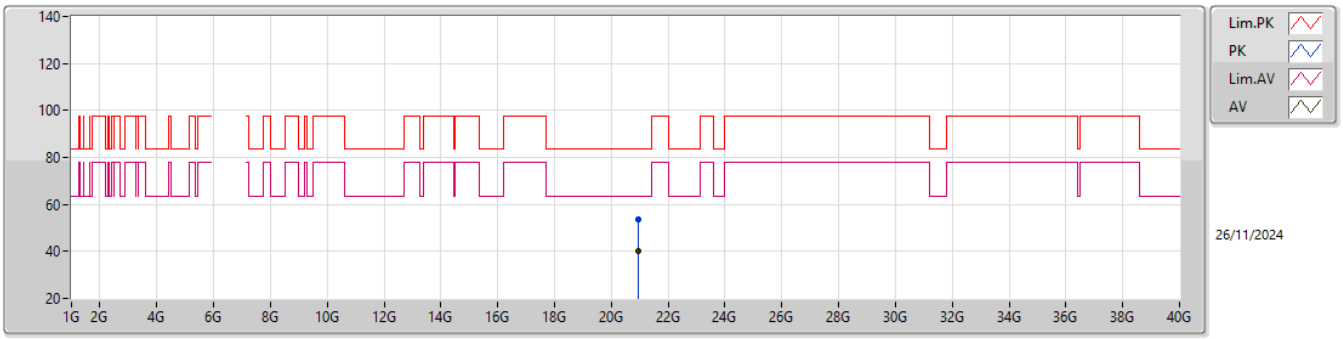

EUT Z_2TX
Setting 13
01-C-V-1

Type	Freq	Level	Limit	Margin	Raw	Dist	Condition	Azimuth	Height	Comment	AF	CL	PA
	(Hz)	(dBuV/m)	(dBuV/m)	(dB)	(dBuV)	(m)		(°)	(m)		(dB)	(dB)	(dB)
PK	20.95536G	53.61	83.54	-29.93	48.64	1	Vertical	357	1.80	-	37.91	15.96	48.90
AV	20.95656G	39.93	63.54	-23.61	34.95	1	Vertical	357	1.80	-	37.91	15.97	48.90

6.875-7.125GHz_802.11be EHT160_Nss1,(MCS0),RU996+RU484+RU242 CP5_2TX

6985MHz_TX

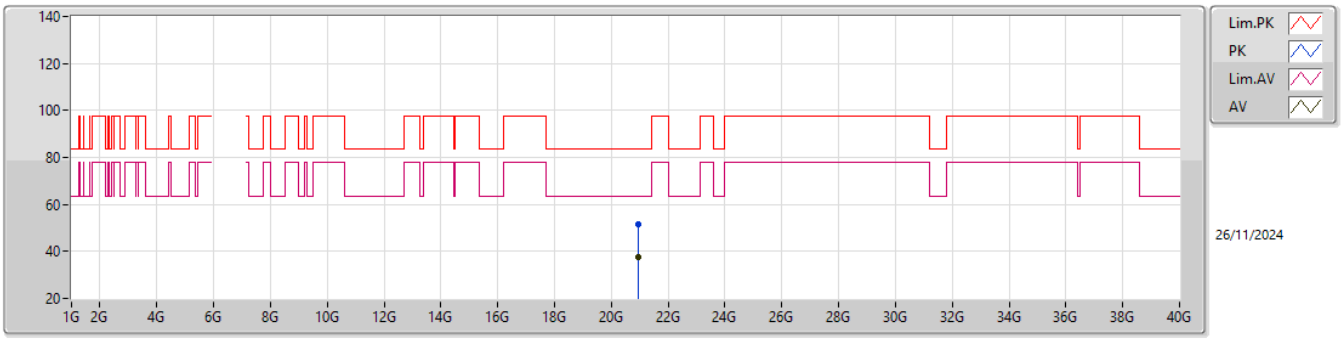

EUT Z_2TX
Setting 13
01-C-V-1

Type	Freq	Level	Limit	Margin	Raw	Dist	Condition	Azimuth	Height	Comment	AF	CL	PA
	(Hz)	(dBuV/m)	(dBuV/m)	(dB)	(dBuV)	(m)		(°)	(m)		(dB)	(dB)	(dB)
PK	20.96502G	51.70	83.54	-31.84	46.70	1	Horizontal	360	1.80	-	37.93	15.97	48.90
AV	20.96778G	37.80	63.54	-25.74	32.79	1	Horizontal	360	1.80	-	37.94	15.97	48.90

6.875-7.125GHz_802.11be EHT160_Nss1,(MCS0),RU996+RU484 CP 3_2TX

6985MHz_TX

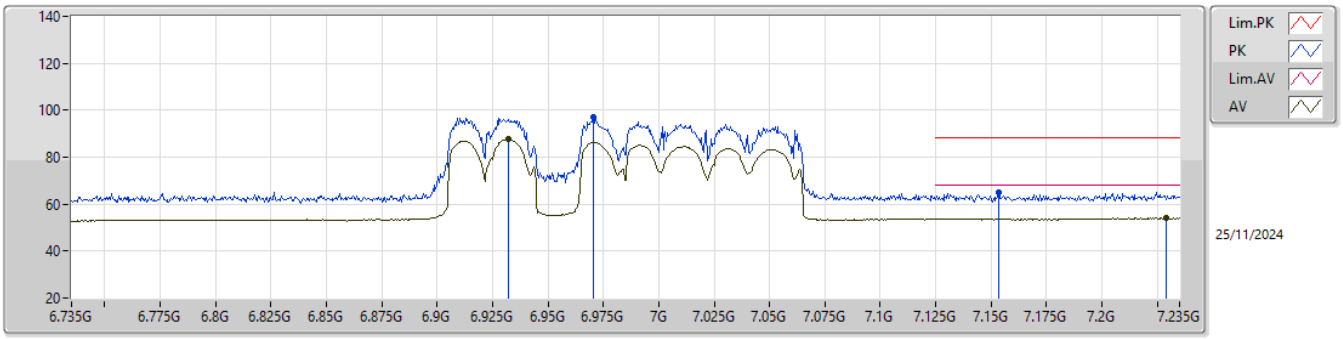

EUT X_2TX
Setting 12
01-C-V-1-10

Type	Freq	Level	Limit	Margin	Raw	Dist	Condition	Azimuth	Height	Comment	AF	CL	PA
	(Hz)	(dBuV/m)	(dBuV/m)	(dB)	(dBuV)	(m)		(°)	(m)		(dB)	(dB)	(dB)
PK	6.9705G	97.01	Inf	-Inf	85.10	3	Vertical	108	1.00	-	36.68	7.96	32.73
RMS	6.932G	87.70	Inf	-Inf	75.87	3	Vertical	108	1.00	-	36.56	7.97	32.70
PK	7.1535G	65.06	88.20	-23.14	52.89	3	Vertical	108	1.00	-	36.92	7.94	32.69
RMS	7.229G	54.15	68.20	-14.05	41.60	3	Vertical	108	1.00	-	37.26	7.95	32.66

6.875-7.125GHz_802.11be EHT160_Nss1,(MCS0),RU996+RU484 CP 3_2TX

6985MHz_TX

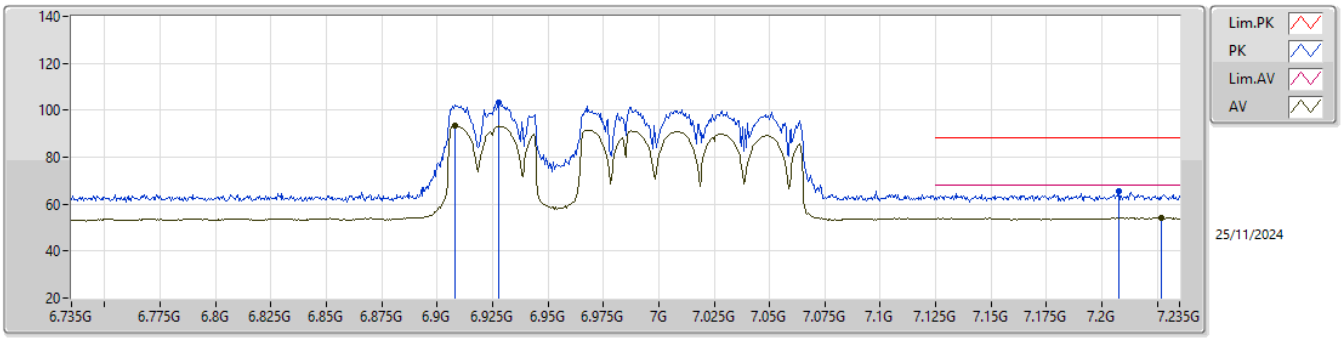

EUT X_2TX
Setting 12
01-C-V-1-10

Type	Freq	Level	Limit	Margin	Raw	Dist	Condition	Azimuth	Height	Comment	AF	CL	PA
	(Hz)	(dBuV/m)	(dBuV/m)	(dB)	(dBuV)	(m)		(°)	(m)		(dB)	(dB)	(dB)
PK	6.928G	103.32	Inf	-Inf	91.49	3	Horizontal	19	1.00	-	36.56	7.97	32.70
RMS	6.908G	93.25	Inf	-Inf	81.44	3	Horizontal	19	1.00	-	36.52	7.97	32.68
PK	7.2075G	65.26	88.20	-22.94	52.78	3	Horizontal	19	1.00	-	37.21	7.94	32.67
RMS	7.227G	54.13	68.20	-14.07	41.59	3	Horizontal	19	1.00	-	37.25	7.95	32.66

6.875-7.125GHz_802.11be EHT160_Nss1,(MCS0),RU996+RU484 CP 3_2TX

6985MHz_TX

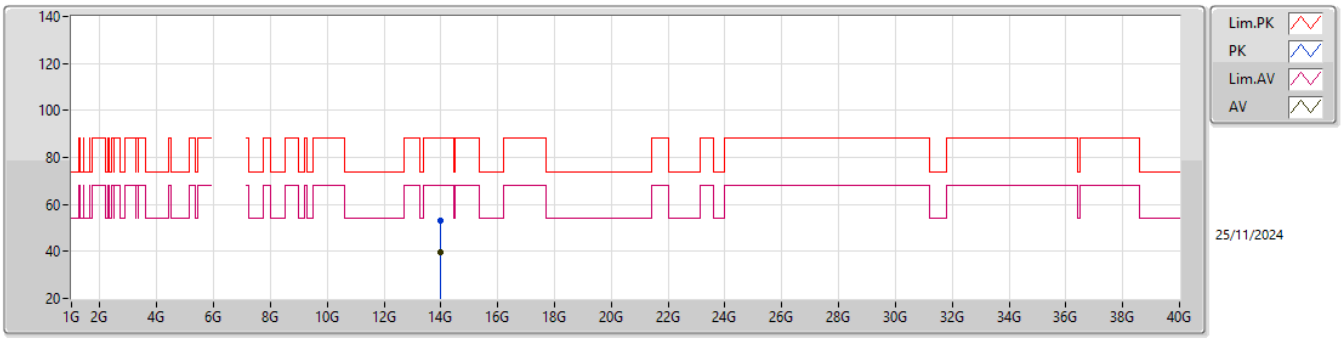

EUT Z_2TX
Setting 12
01-C-V-1

Type	Freq	Level	Limit	Margin	Raw	Dist	Condition	Azimuth	Height	Comment	AF	CL	PA
	(Hz)	(dBuV/m)	(dBuV/m)	(dB)	(dBuV)	(m)		(°)	(m)		(dB)	(dB)	(dB)
PK	13.97102G	53.08	88.20	-35.12	43.08	3	Vertical	26	1.80	-	40.90	13.43	44.33
RMS	13.96991G	39.57	68.20	-28.63	29.57	3	Vertical	26	1.80	-	40.90	13.43	44.33

6.875-7.125GHz_802.11be EHT160_Nss1,(MCS0),RU996+RU484 CP 3_2TX

6985MHz_TX

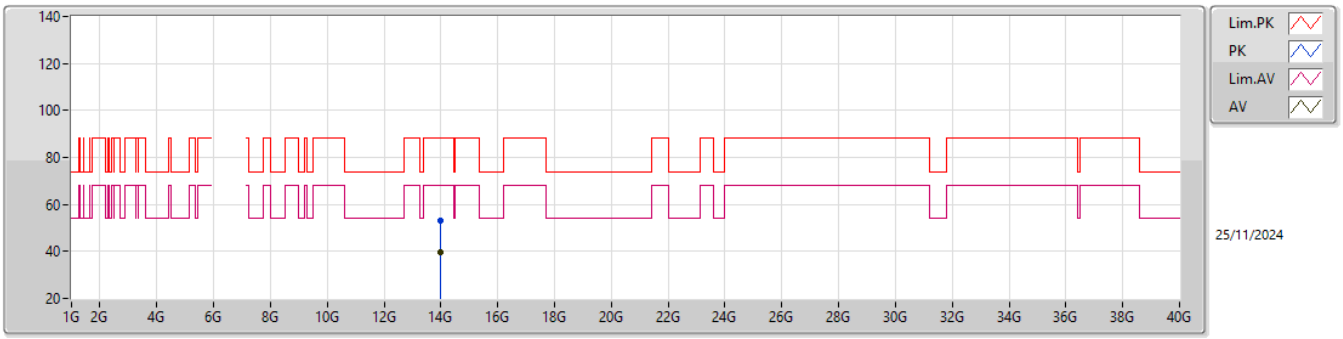

EUT Z_2TX
Setting 12
01-C-V-1

Type	Freq	Level	Limit	Margin	Raw	Dist	Condition	Azimuth	Height	Comment	AF	CL	PA
	(Hz)	(dBuV/m)	(dBuV/m)	(dB)	(dBuV)	(m)		(°)	(m)		(dB)	(dB)	(dB)
PK	13.96979G	53.05	88.20	-35.15	43.05	3	Horizontal	286	1.78	-	40.90	13.43	44.33
RMS	13.96994G	39.64	68.20	-28.56	29.64	3	Horizontal	286	1.78	-	40.90	13.43	44.33

6.875-7.125GHz_802.11be EHT160_Nss1,(MCS0),RU996+RU484 CP 3_2TX

6985MHz_TX

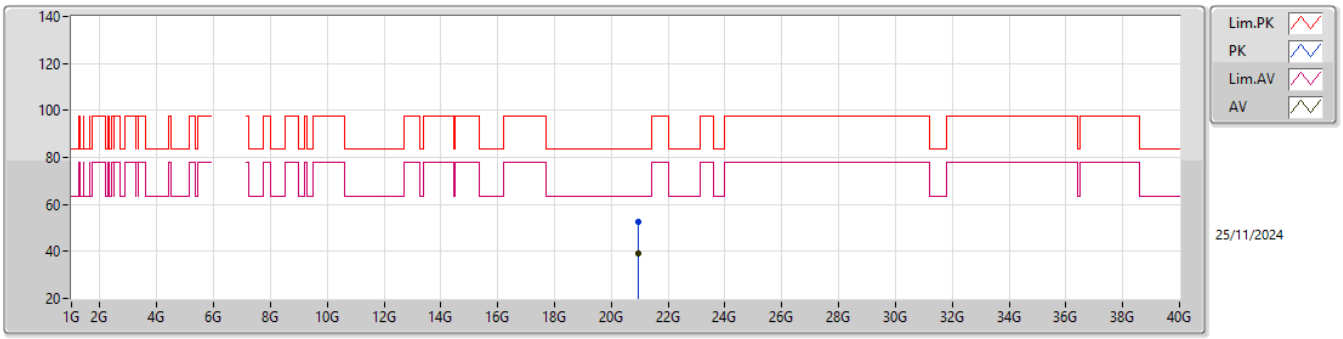

EUT Z_2TX
Setting 12
01-C-V-1

Type	Freq	Level	Limit	Margin	Raw	Dist	Condition	Azimuth	Height	Comment	AF	CL	PA
	(Hz)	(dBuV/m)	(dBuV/m)	(dB)	(dBuV)	(m)		(°)	(m)		(dB)	(dB)	(dB)
PK	20.94264G	52.63	83.54	-30.91	47.69	1	Vertical	9	1.56	-	37.90	15.95	48.91
AV	20.95869G	39.19	63.54	-24.35	34.20	1	Vertical	9	1.56	-	37.92	15.97	48.90

6.875-7.125GHz_802.11be EHT160_Nss1,(MCS0),RU996+RU484 CP 3_2TX

6985MHz_TX

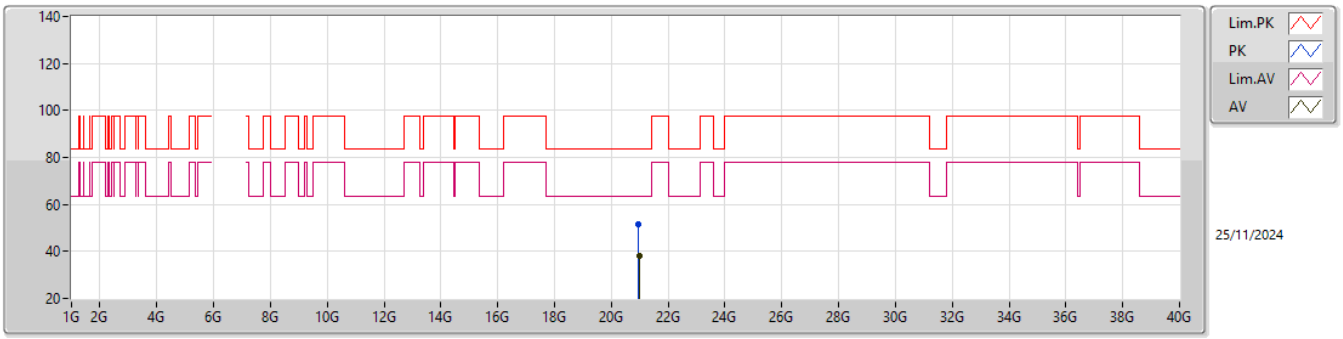

EUT Z_2TX
Setting 12
01-C-V-1

Type	Freq	Level	Limit	Margin	Raw	Dist	Condition	Azimuth	Height	Comment	AF	CL	PA
	(Hz)	(dBuV/m)	(dBuV/m)	(dB)	(dBuV)	(m)		(°)	(m)		(dB)	(dB)	(dB)
PK	20.9392G	51.68	83.54	-31.86	46.74	1	Horizontal	314	1.71	-	37.90	15.95	48.91
AV	20.9782G	38.12	63.54	-25.42	33.07	1	Horizontal	314	1.71	-	37.96	15.98	48.89

5.925-6.425GHz_802.11be EHT320_Nss1,(MCS0),3xRU996+RU484 CP 8_2TX

6105MHz_TX

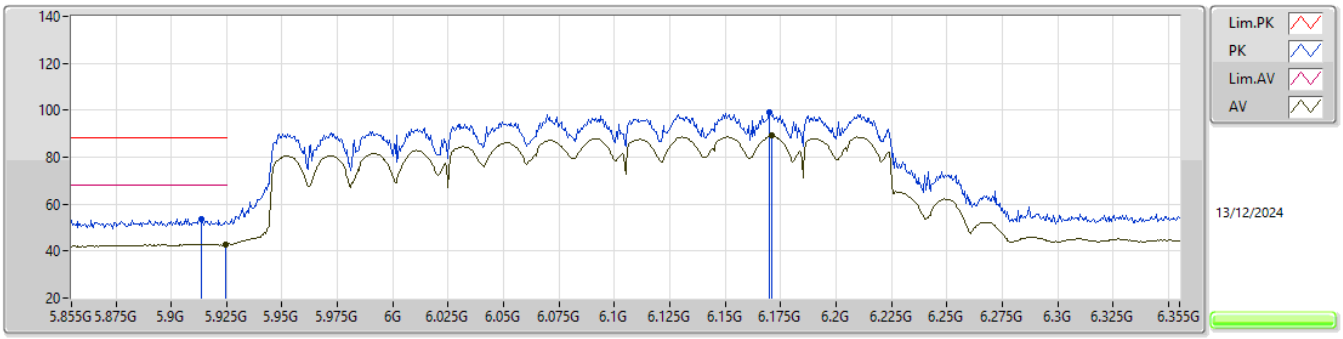

EUT X_2TX
Setting 17
04-D-M-2-10

Type	Freq	Level	Limit	Margin	Raw	Dist	Condition	Azimuth	Height	Comment	AF	CL	PA
	(Hz)	(dBuV/m)	(dBuV/m)	(dB)	(dBuV)	(m)		(°)	(m)		(dB)	(dB)	(dB)
PK	5.9135G	53.64	88.20	-34.56	58.69	3	Vertical	338	1.57	-	32.40	5.63	43.08
RMS	5.9245G	42.91	68.20	-25.29	47.94	3	Vertical	338	1.57	-	32.40	5.64	43.07
PK	6.17G	99.37	Inf	-Inf	103.74	3	Vertical	338	1.57	-	32.74	5.86	42.97
RMS	6.171G	89.07	Inf	-Inf	93.44	3	Vertical	338	1.57	-	32.74	5.86	42.97

5.925-6.425GHz_802.11be EHT320_Nss1,(MCS0),3xRU996+RU484 CP 8_2TX

6105MHz_TX

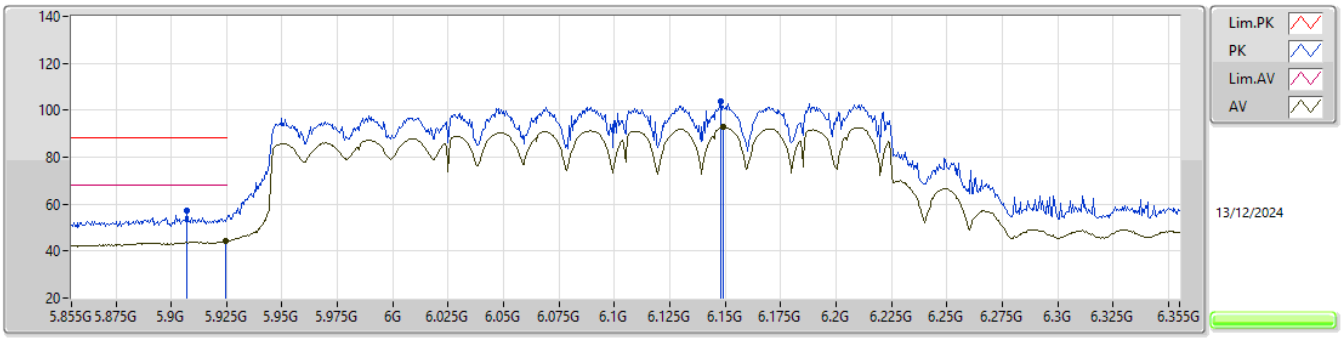

EUT X_2TX
Setting 17
04-D-M-2-10

Type	Freq	Level	Limit	Margin	Raw	Dist	Condition	Azimuth	Height	Comment	AF	CL	PA
	(Hz)	(dBuV/m)	(dBuV/m)	(dB)	(dBuV)	(m)		(°)	(m)		(dB)	(dB)	(dB)
PK	5.907G	57.20	88.20	-31.00	62.25	3	Horizontal	64	1.73	-	32.40	5.63	43.08
RMS	5.9245G	44.11	68.20	-24.09	49.14	3	Horizontal	64	1.73	-	32.40	5.64	43.07
PK	6.148G	103.62	Inf	-Inf	108.07	3	Horizontal	64	1.73	-	32.69	5.84	42.98
RMS	6.149G	92.80	Inf	-Inf	97.24	3	Horizontal	64	1.73	-	32.70	5.84	42.98

5.925-6.425GHz_802.11be EHT320_Nss1,(MCS0),3xRU996+RU484 CP 8_2TX

6105MHz_TX

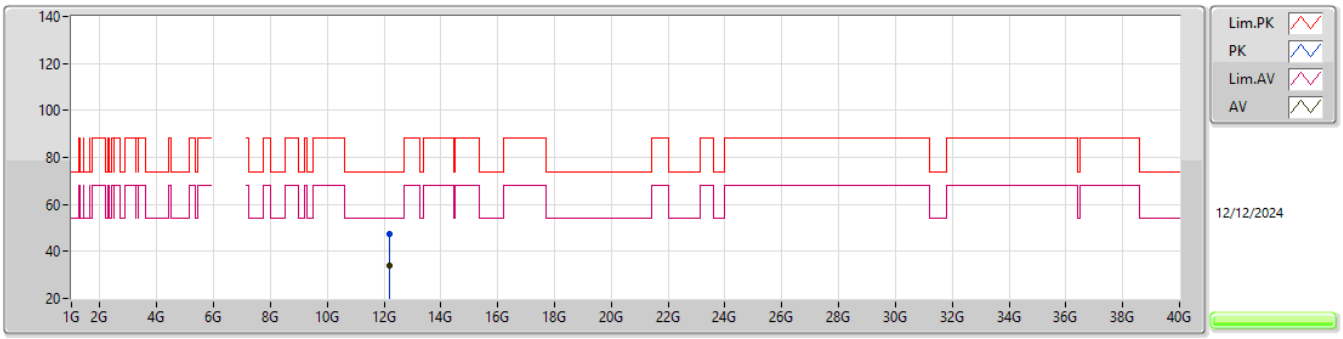

EUT Z_2TX
Setting 17
04-D-M-2

Type	Freq	Level	Limit	Margin	Raw	Dist	Condition	Azimuth	Height	Comment	AF	CL	PA
	(Hz)	(dBuV/m)	(dBuV/m)	(dB)	(dBuV)	(m)		(°)	(m)		(dB)	(dB)	(dB)
PK	12.201G	47.17	74.00	-26.83	62.57	3	Vertical	207	1.48	-	39.10	11.06	65.56
AV	12.1882G	33.89	54.00	-20.11	49.27	3	Vertical	207	1.48	-	39.15	11.04	65.57

5.925-6.425GHz_802.11be EHT320_Nss1,(MCS0),3xRU996+RU484 CP 8_2TX

6105MHz_TX

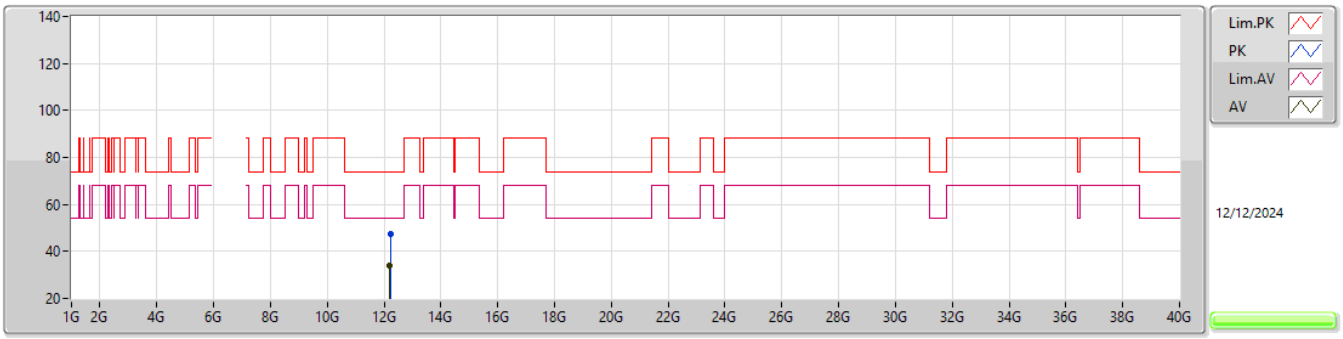

EUT Z_2TX
Setting 17
04-D-M-2

Type	Freq	Level	Limit	Margin	Raw	Dist	Condition	Azimuth	Height	Comment	AF	CL	PA
	(Hz)	(dBuV/m)	(dBuV/m)	(dB)	(dBuV)	(m)		(°)	(m)		(dB)	(dB)	(dB)
PK	12.2189G	47.67	74.00	-26.33	63.03	3	Horizontal	278	2.81	-	39.10	11.08	65.54
AV	12.1909G	33.91	54.00	-20.09	49.29	3	Horizontal	278	2.81	-	39.14	11.05	65.57

5.925-6.425GHz_802.11be EHT320_Nss1,(MCS0),3xRU996+RU484 CP 8_2TX

6105MHz_TX

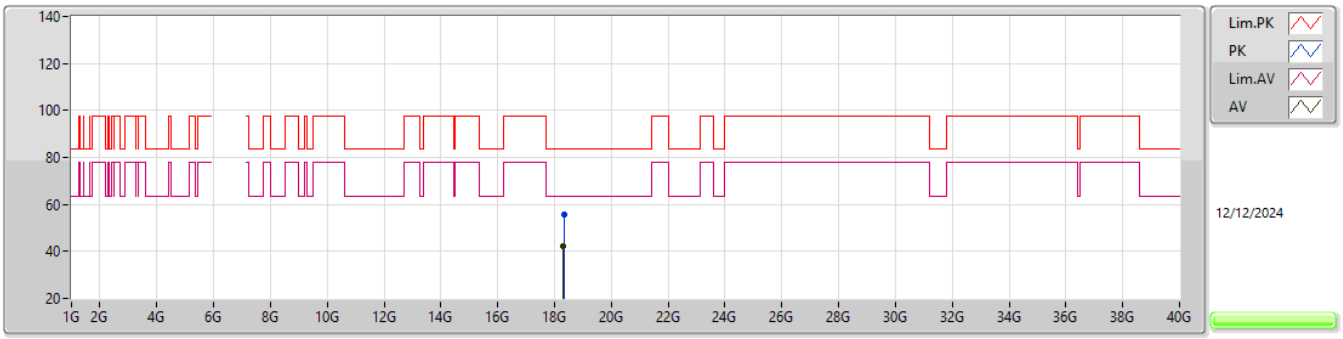

EUT Z_2TX
Setting 17
04-D-M-2

Type	Freq	Level	Limit	Margin	Raw	Dist	Condition	Azimuth	Height	Comment	AF	CL	PA
	(Hz)	(dBuV/m)	(dBuV/m)	(dB)	(dBuV)	(m)		(°)	(m)		(dB)	(dB)	(dB)
PK	18.344G	55.83	83.54	-27.71	51.14	1	Vertical	96	1.59	-	37.69	15.27	48.27
AV	18.291G	42.21	63.54	-21.33	37.60	1	Vertical	96	1.59	-	37.60	15.27	48.26

5.925-6.425GHz_802.11be EHT320_Nss1,(MCS0),3xRU996+RU484 CP 8_2TX

6105MHz_TX

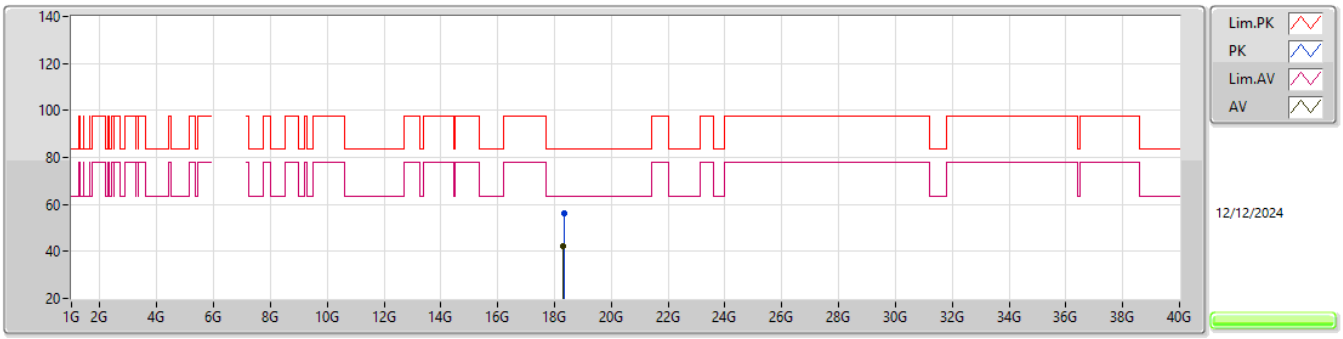

EUT Z_2TX
Setting 17
04-D-M-2

Type	Freq	Level	Limit	Margin	Raw	Dist	Condition	Azimuth	Height	Comment	AF	CL	PA
	(Hz)	(dBuV/m)	(dBuV/m)	(dB)	(dBuV)	(m)		(°)	(m)		(dB)	(dB)	(dB)
PK	18.353G	56.14	83.54	-27.40	51.44	1	Horizontal	64	1.83	-	37.70	15.27	48.27
AV	18.2915G	42.06	63.54	-21.48	37.45	1	Horizontal	64	1.83	-	37.60	15.27	48.26

5.925-6.425GHz_802.11be EHT320_Nss1,(MCS0),3xRU996 CP 2_2TX

6105MHz_TX

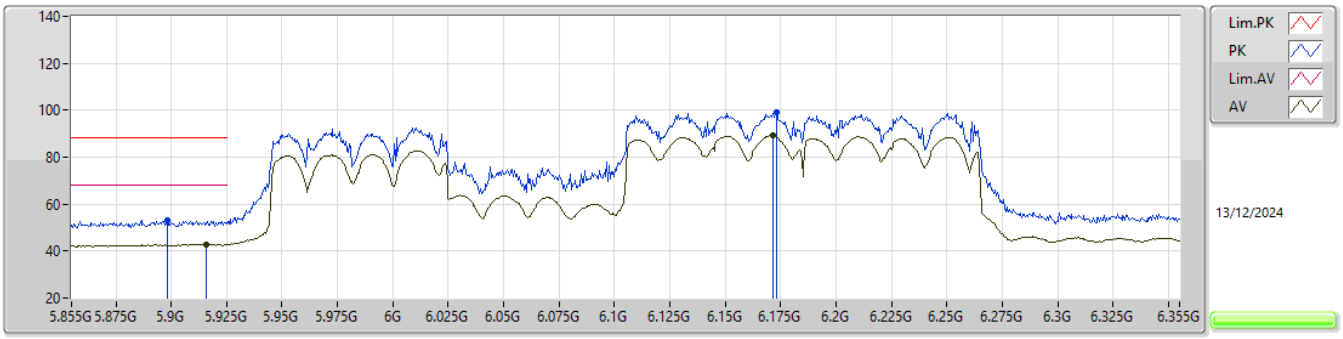

EUT X_2TX
Setting 16.5
04-D-M-2-10

Type	Freq	Level	Limit	Margin	Raw	Dist	Condition	Azimuth	Height	Comment	AF	CL	PA
	(Hz)	(dBuV/m)	(dBuV/m)	(dB)	(dBuV)	(m)		(°)	(m)		(dB)	(dB)	(dB)
PK	5.8985G	52.99	88.20	-35.21	58.07	3	Vertical	339	1.60	-	32.39	5.62	43.09
RMS	5.916G	42.89	68.20	-25.31	47.93	3	Vertical	339	1.60	-	32.40	5.64	43.08
PK	6.173G	98.96	Inf	-Inf	103.32	3	Vertical	339	1.60	-	32.75	5.86	42.97
RMS	6.1715G	89.17	Inf	-Inf	93.54	3	Vertical	339	1.60	-	32.74	5.86	42.97

5.925-6.425GHz_802.11be EHT320_Nss1,(MCS0),3xRU996 CP 2_2TX

6105MHz_TX

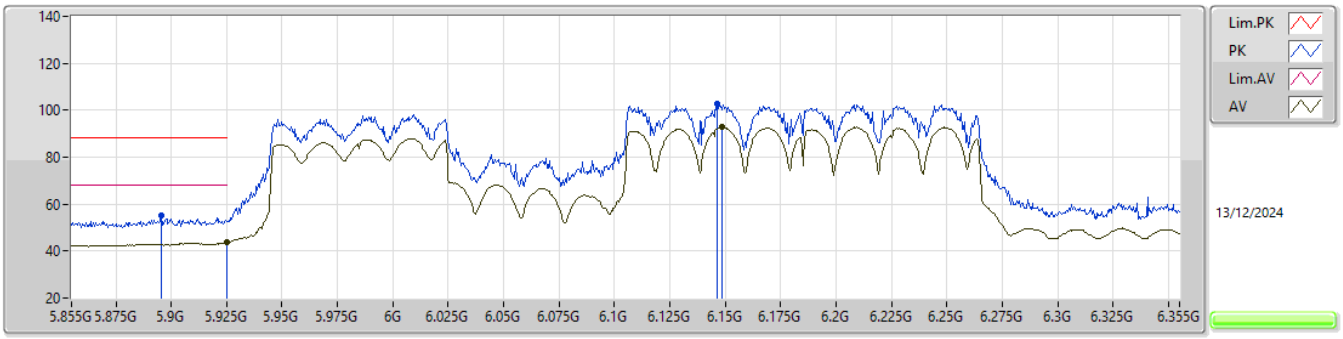

EUT X_2TX
Setting 16.5
04-D-M-2-10

Type	Freq	Level	Limit	Margin	Raw	Dist	Condition	Azimuth	Height	Comment	AF	CL	PA
	(Hz)	(dBuV/m)	(dBuV/m)	(dB)	(dBuV)	(m)		(°)	(m)		(dB)	(dB)	(dB)
PK	5.8955G	55.05	88.20	-33.15	60.14	3	Horizontal	62	1.75	-	32.38	5.62	43.09
RMS	5.925G	43.64	68.20	-24.56	48.67	3	Horizontal	62	1.75	-	32.40	5.64	43.07
PK	6.1465G	102.55	Inf	-Inf	107.00	3	Horizontal	62	1.75	-	32.69	5.84	42.98
RMS	6.1485G	92.75	Inf	-Inf	97.20	3	Horizontal	62	1.75	-	32.69	5.84	42.98

5.925-6.425GHz_802.11be EHT320_Nss1,(MCS0),3xRU996 CP 2_2TX

6105MHz_TX

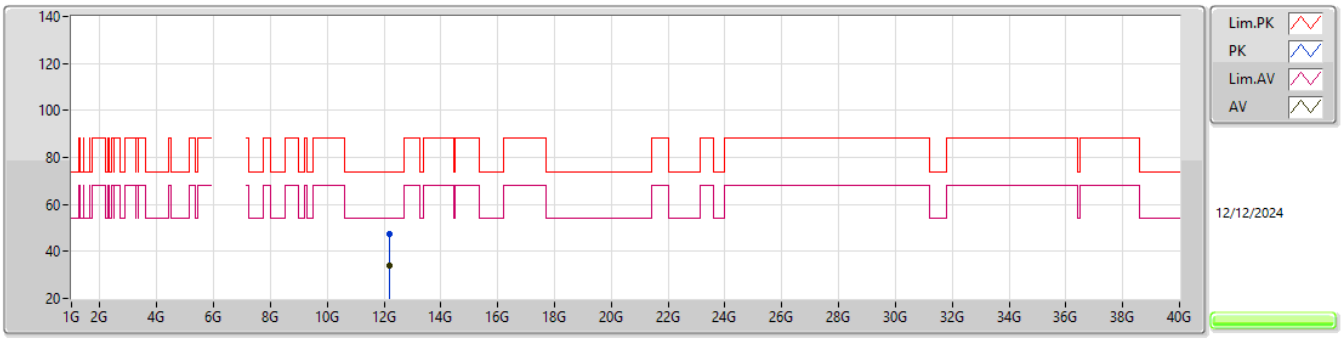

EUT Z_2TX
Setting 16.5
04-D-M-2

Type	Freq	Level	Limit	Margin	Raw	Dist	Condition	Azimuth	Height	Comment	AF	CL	PA
	(Hz)	(dBuV/m)	(dBuV/m)	(dB)	(dBuV)	(m)		(°)	(m)		(dB)	(dB)	(dB)
PK	12.1716G	47.37	74.00	-26.63	62.72	3	Vertical	295	1.37	-	39.21	11.03	65.59
AV	12.1887G	34.19	54.00	-19.81	49.56	3	Vertical	295	1.37	-	39.15	11.05	65.57

5.925-6.425GHz_802.11be EHT320_Nss1,(MCS0),3xRU996 CP 2_2TX

6105MHz_TX

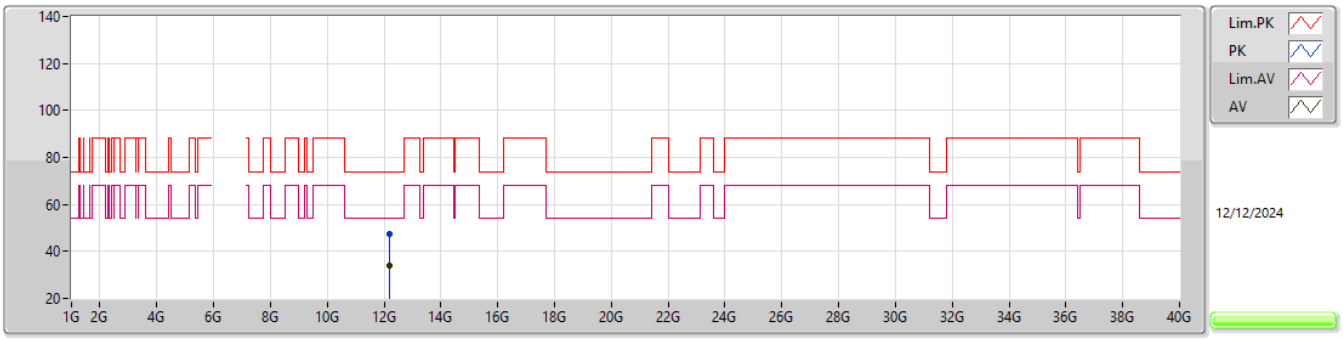

EUT Z_2TX
Setting 16.5
04-D-M-2

Type	Freq	Level	Limit	Margin	Raw	Dist	Condition	Azimuth	Height	Comment	AF	CL	PA
	(Hz)	(dBuV/m)	(dBuV/m)	(dB)	(dBuV)	(m)		(°)	(m)		(dB)	(dB)	(dB)
PK	12.2032G	47.36	74.00	-26.64	62.76	3	Horizontal	79	2.50	-	39.10	11.06	65.56
AV	12.189G	34.07	54.00	-19.93	49.45	3	Horizontal	79	2.50	-	39.14	11.05	65.57

5.925-6.425GHz_802.11be EHT320_Nss1,(MCS0),3xRU996 CP 2_2TX

6105MHz_TX

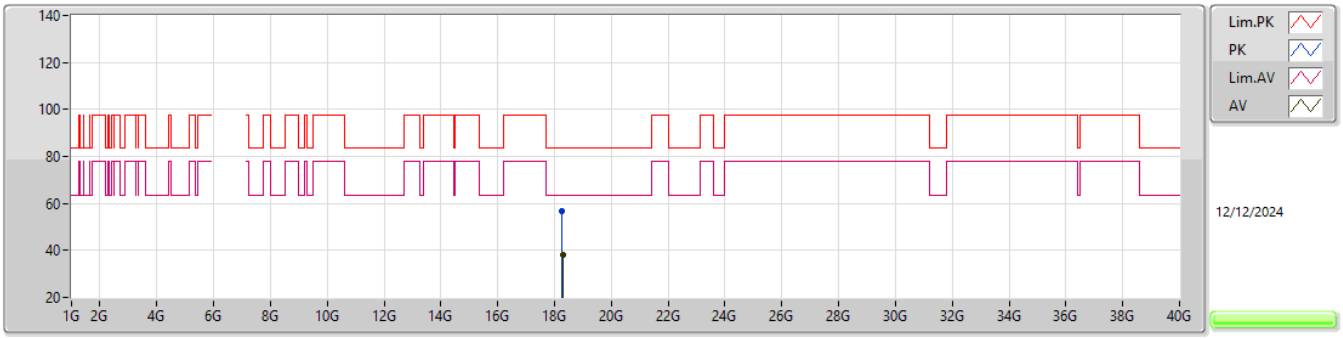

EUT Z_2TX
Setting 16.5
04-D-M-2

Type	Freq	Level	Limit	Margin	Raw	Dist	Condition	Azimuth	Height	Comment	AF	CL	PA
	(Hz)	(dBuV/m)	(dBuV/m)	(dB)	(dBuV)	(m)		(°)	(m)		(dB)	(dB)	(dB)
PK	18.2635G	56.77	83.54	-26.77	52.15	1	Vertical	100	1.58	-	37.60	15.27	48.25
AV	18.2915G	37.93	63.54	-25.61	33.32	1	Vertical	100	1.58	-	37.60	15.27	48.26

5.925-6.425GHz_802.11be EHT320_Nss1,(MCS0),3xRU996 CP 2_2TX

6105MHz_TX

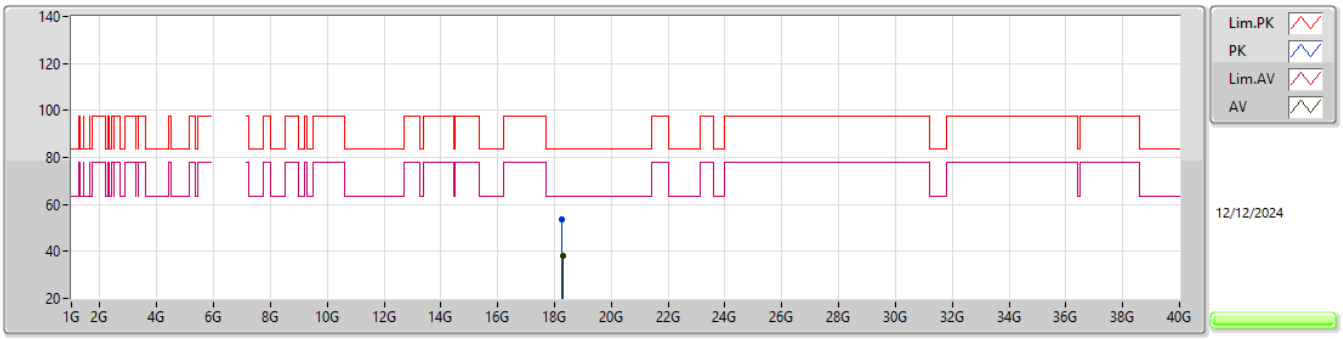

EUT Z_2TX
Setting 16.5
04-D-M-2

Type	Freq	Level	Limit	Margin	Raw	Dist	Condition	Azimuth	Height	Comment	AF	CL	PA
	(Hz)	(dBuV/m)	(dBuV/m)	(dB)	(dBuV)	(m)		(°)	(m)		(dB)	(dB)	(dB)
PK	18.254G	53.66	83.54	-29.88	49.04	1	Horizontal	238	1.91	-	37.60	15.27	48.25
AV	18.2915G	38.08	63.54	-25.46	33.47	1	Horizontal	238	1.91	-	37.60	15.27	48.26

5.925-6.425GHz_802.11be EHT320_Nss1,(MCS0),2xRU996+RU484 CP 6_2TX

6105MHz_TX

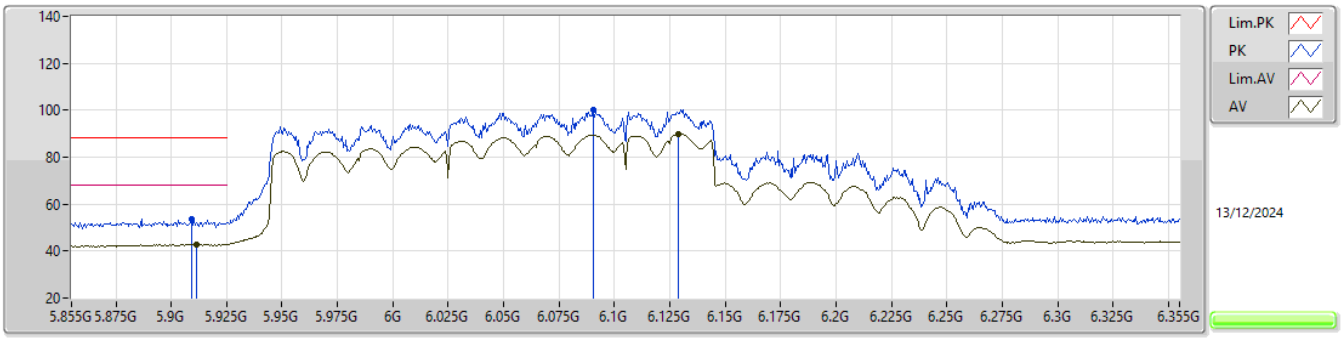

EUT X_2TX
Setting 14.5
04-D-M-2-10

Type	Freq	Level	Limit	Margin	Raw	Dist	Condition	Azimuth	Height	Comment	AF	CL	PA
	(Hz)	(dBuV/m)	(dBuV/m)	(dB)	(dBuV)	(m)		(°)	(m)		(dB)	(dB)	(dB)
PK	5.909G	53.65	88.20	-34.55	58.70	3	Vertical	337.9	1.68	-	32.40	5.63	43.08
RMS	5.9115G	42.90	68.20	-25.30	47.95	3	Vertical	337.9	1.68	-	32.40	5.63	43.08
PK	6.0905G	100.09	Inf	-Inf	104.79	3	Vertical	337.9	1.68	-	32.52	5.78	43.00
RMS	6.129G	90.08	Inf	-Inf	94.63	3	Vertical	337.9	1.68	-	32.62	5.82	42.99

5.925-6.425GHz_802.11be EHT320_Nss1,(MCS0),2xRU996+RU484 CP 6_2TX

6105MHz_TX

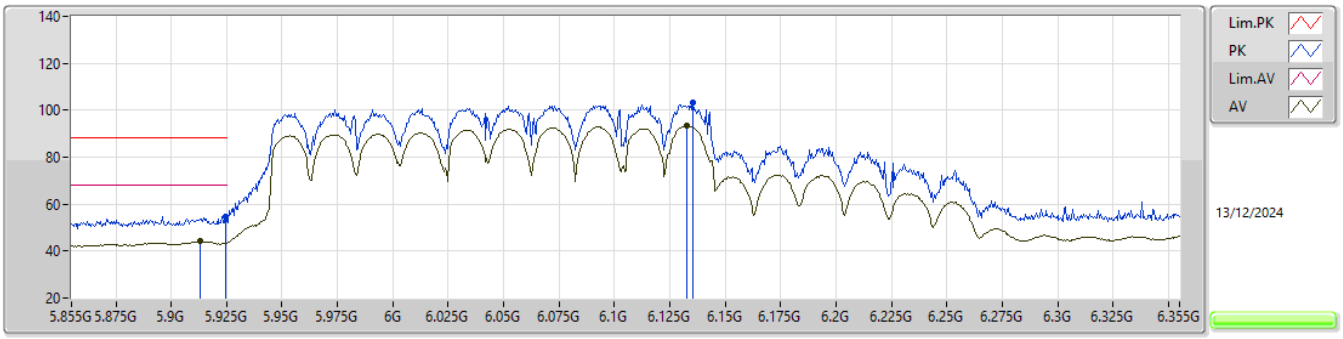

EUT X_2TX
Setting 14.5
04-D-M-2-10

Type	Freq	Level	Limit	Margin	Raw	Dist	Condition	Azimuth	Height	Comment	AF	CL	PA
	(Hz)	(dBuV/m)	(dBuV/m)	(dB)	(dBuV)	(m)		(°)	(m)		(dB)	(dB)	(dB)
PK	5.9245G	54.51	88.20	-33.69	59.54	3	Horizontal	92	1.78	-	32.40	5.64	43.07
RMS	5.913G	44.18	68.20	-24.02	49.23	3	Horizontal	92	1.78	-	32.40	5.63	43.08
PK	6.1355G	103.17	Inf	-Inf	107.68	3	Horizontal	92	1.78	-	32.64	5.83	42.98
RMS	6.1325G	93.48	Inf	-Inf	98.01	3	Horizontal	92	1.78	-	32.63	5.82	42.98

5.925-6.425GHz_802.11be EHT320_Nss1,(MCS0),2xRU996+RU484 CP 6_2TX

6105MHz_TX

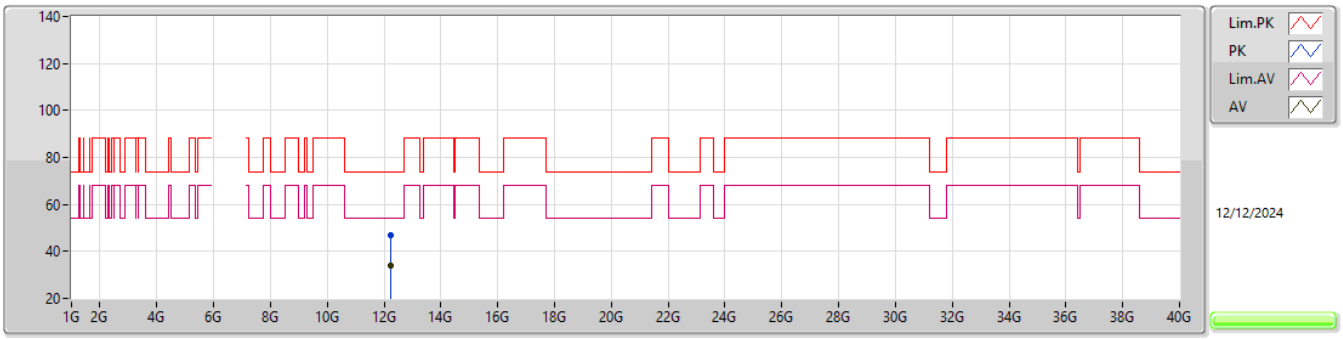

EUT Z_2TX
Setting 14.5
04-D-M-2

Type	Freq	Level	Limit	Margin	Raw	Dist	Condition	Azimuth	Height	Comment	AF	CL	PA
	(Hz)	(dBuV/m)	(dBuV/m)	(dB)	(dBuV)	(m)		(°)	(m)		(dB)	(dB)	(dB)
PK	12.2252G	47.02	74.00	-26.98	62.38	3	Vertical	134	2.08	-	39.10	11.08	65.54
AV	12.2164G	34.10	54.00	-19.90	49.48	3	Vertical	134	2.08	-	39.10	11.07	65.55

5.925-6.425GHz_802.11be EHT320_Nss1,(MCS0),2xRU996+RU484 CP 6_2TX

6105MHz_TX

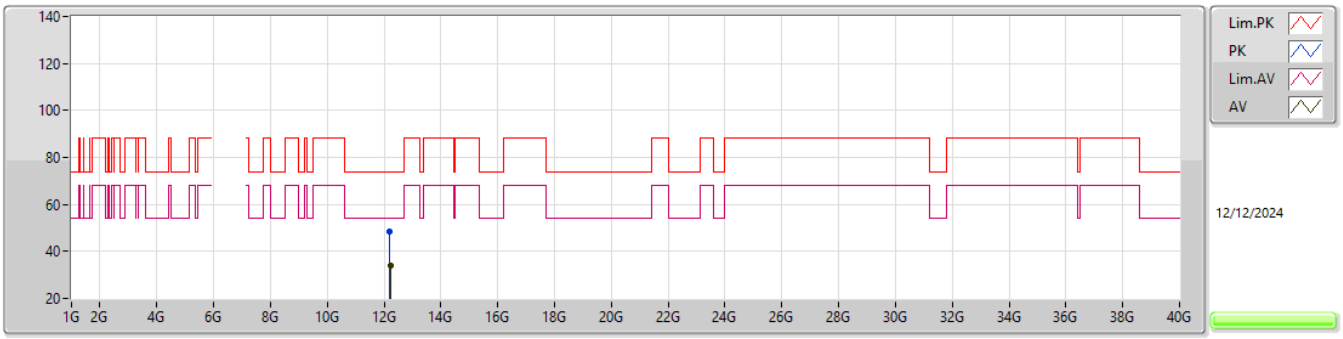

EUT Z_2TX
Setting 14.5
04-D-M-2

Type	Freq	Level	Limit	Margin	Raw	Dist	Condition	Azimuth	Height	Comment	AF	CL	PA
	(Hz)	(dBuV/m)	(dBuV/m)	(dB)	(dBuV)	(m)		(°)	(m)		(dB)	(dB)	(dB)
PK	12.1957G	48.25	74.00	-25.75	63.64	3	Horizontal	174	1.26	-	39.12	11.05	65.56
AV	12.2177G	34.08	54.00	-19.92	49.44	3	Horizontal	174	1.26	-	39.10	11.08	65.54

5.925-6.425GHz_802.11be EHT320_Nss1,(MCS0),2xRU996+RU484 CP 6_2TX

6105MHz_TX

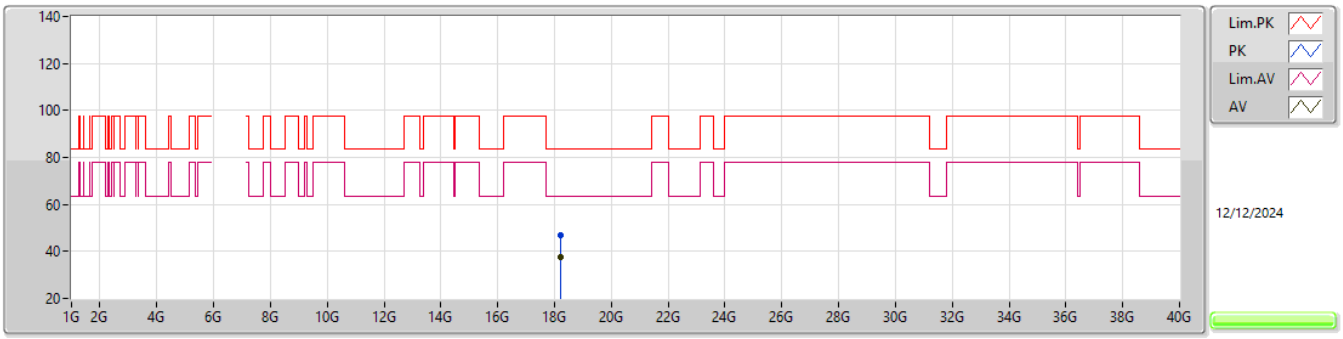

EUT Z_2TX
Setting 14.5
04-D-M-2

Type	Freq	Level	Limit	Margin	Raw	Dist	Condition	Azimuth	Height	Comment	AF	CL	PA
	(Hz)	(dBuV/m)	(dBuV/m)	(dB)	(dBuV)	(m)		(°)	(m)		(dB)	(dB)	(dB)
PK	18.2345G	46.70	83.54	-36.84	42.07	1	Vertical	52	2.62	-	37.60	15.28	48.25
AV	18.2135G	37.53	63.54	-26.01	32.89	1	Vertical	52	2.62	-	37.60	15.28	48.24

5.925-6.425GHz_802.11be EHT320_Nss1,(MCS0),2xRU996+RU484 CP 6_2TX

6105MHz_TX

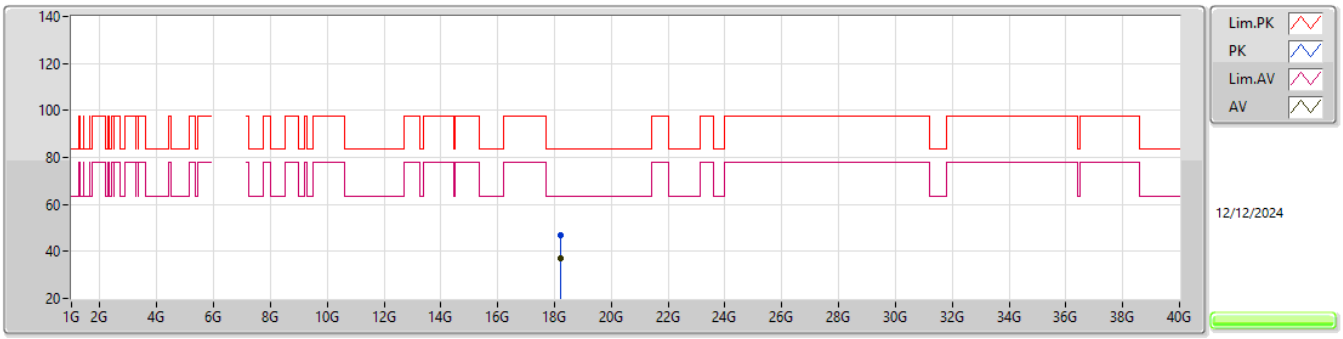

EUT Z_2TX
Setting 16.5
04-D-M-2

Type	Freq	Level	Limit	Margin	Raw	Dist	Condition	Azimuth	Height	Comment	AF	CL	PA
	(Hz)	(dBuV/m)	(dBuV/m)	(dB)	(dBuV)	(m)		(°)	(m)		(dB)	(dB)	(dB)
PK	18.215G	46.97	83.54	-36.57	42.33	1	Horizontal	65	2.91	-	37.60	15.28	48.24
AV	18.2135G	37.11	63.54	-26.43	32.47	1	Horizontal	65	2.91	-	37.60	15.28	48.24

6.525-6.875GHz_802.11be EHT320_Nss1,(MCS0),3xRU996+RU484 CP 5_2TX

6905MHz Straddle 6.525-6.875GHz_TX

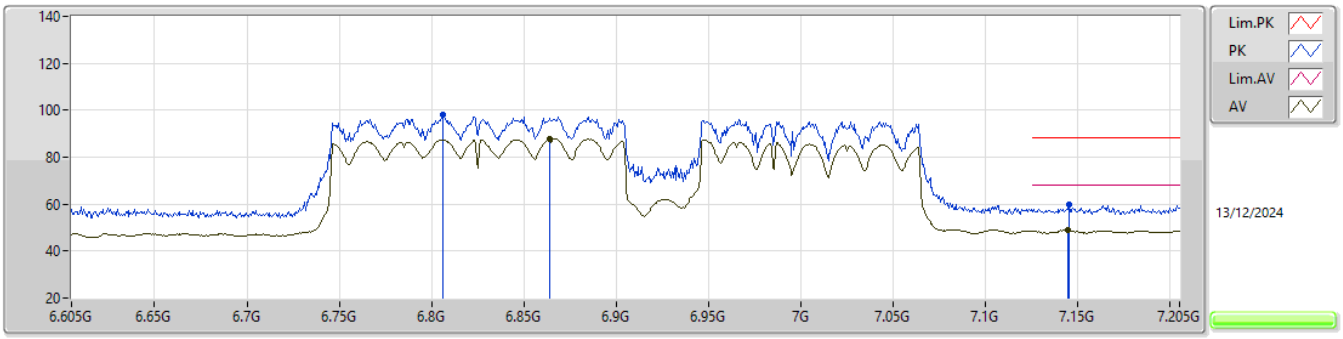

EUT X_2TX
Setting 15.5
04-D-M-2-10

Type	Freq	Level	Limit	Margin	Raw	Dist	Condition	Azimuth	Height	Comment	AF	CL	PA
	(Hz)	(dBuV/m)	(dBuV/m)	(dB)	(dBuV)	(m)		(°)	(m)		(dB)	(dB)	(dB)
PK	6.806G	98.26	Inf	-Inf	99.62	3	Vertical	16	2.83	-	34.12	7.04	42.52
RMS	6.8636G	87.92	Inf	-Inf	88.87	3	Vertical	16	2.83	-	34.41	7.10	42.46
PK	7.145G	59.98	88.20	-28.22	59.41	3	Vertical	16	2.83	-	35.87	7.22	42.52
RMS	7.1444G	48.85	68.20	-19.35	48.28	3	Vertical	16	2.83	-	35.87	7.22	42.52

6.525-6.875GHz_802.11be EHT320_Nss1,(MCS0),3xRU996+RU484 CP 5_2TX

6905MHz Straddle 6.525-6.875GHz_TX

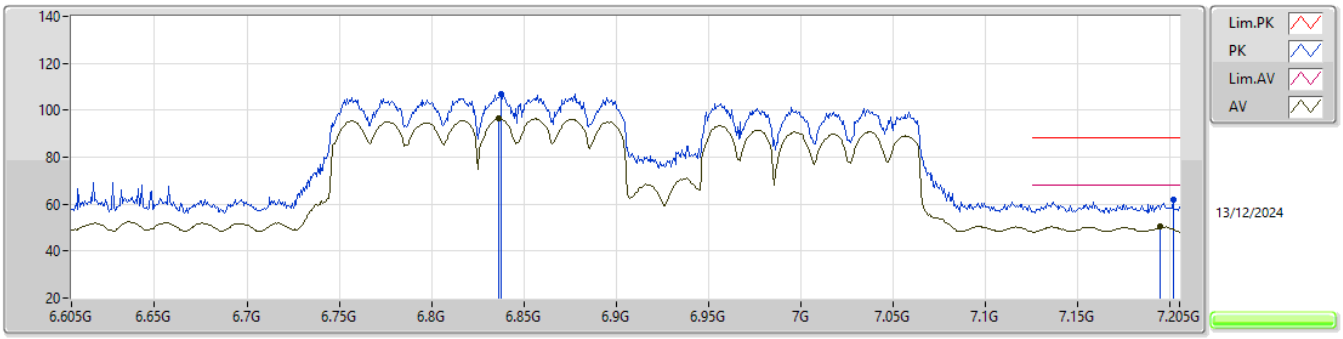

EUT X_2TX
Setting 15.5
04-D-M-2-10

Type	Freq	Level	Limit	Margin	Raw	Dist	Condition	Azimuth	Height	Comment	AF	CL	PA
	(Hz)	(dBuV/m)	(dBuV/m)	(dB)	(dBuV)	(m)		(°)	(m)		(dB)	(dB)	(dB)
PK	6.8378G	106.96	Inf	-Inf	108.13	3	Horizontal	62	1.44	-	34.25	7.07	42.49
RMS	6.836G	96.50	Inf	-Inf	97.68	3	Horizontal	62	1.44	-	34.24	7.07	42.49
PK	7.2014G	61.83	88.20	-26.37	61.12	3	Horizontal	62	1.44	-	36.10	7.21	42.60
RMS	7.1948G	50.41	68.20	-17.79	49.71	3	Horizontal	62	1.44	-	36.08	7.21	42.59

6.525-6.875GHz_802.11be EHT320_Nss1,(MCS0),3xRU996+RU484 CP 5_2TX

6905MHz Straddle 6.525-6.875GHz_TX

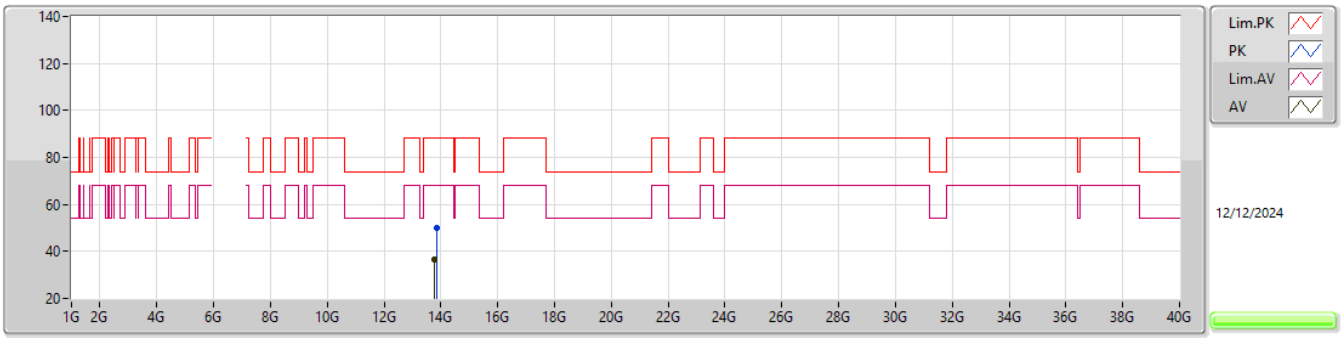

EUT Z_2TX
Setting 15.5
04-D-M-2

Type	Freq	Level	Limit	Margin	Raw	Dist	Condition	Azimuth	Height	Comment	AF	CL	PA
	(Hz)	(dBuV/m)	(dBuV/m)	(dB)	(dBuV)	(m)		(°)	(m)		(dB)	(dB)	(dB)
PK	13.8428G	50.00	88.20	-38.20	61.35	3	Vertical	246	2.33	-	40.29	12.76	64.40
AV	13.7659G	36.68	68.20	-31.52	48.17	3	Vertical	246	2.33	-	40.20	12.68	64.37

6.525-6.875GHz_802.11be EHT320_Nss1,(MCS0),3xRU996+RU484 CP 5_2TX

6905MHz Straddle 6.525-6.875GHz_TX

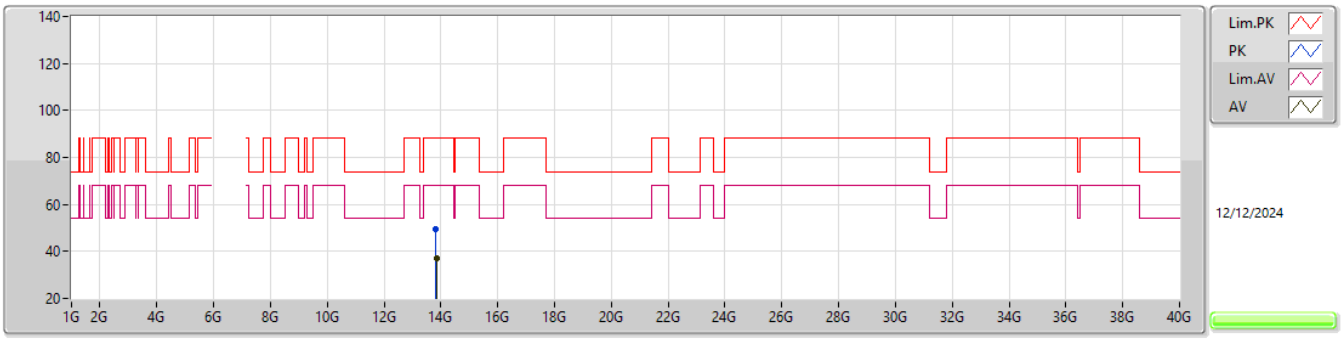

EUT Z_2TX
Setting 15.5
04-D-M-2

Type	Freq	Level	Limit	Margin	Raw	Dist	Condition	Azimuth	Height	Comment	AF	CL	PA
	(Hz)	(dBuV/m)	(dBuV/m)	(dB)	(dBuV)	(m)		(°)	(m)		(dB)	(dB)	(dB)
PK	13.8173G	49.68	88.20	-38.52	61.11	3	Horizontal	234	2.70	-	40.23	12.73	64.39
AV	13.8597G	36.85	68.20	-31.35	48.10	3	Horizontal	234	2.70	-	40.38	12.77	64.40

6.525-6.875GHz_802.11be EHT320_Nss1,(MCS0),3xRU996+RU484 CP 5_2TX

6905MHz Straddle 6.525-6.875GHz_TX

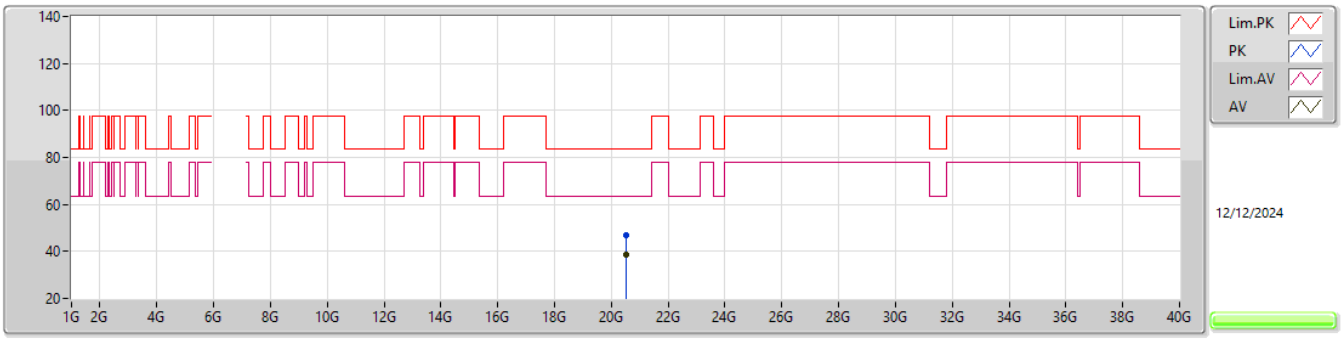

EUT Z_2TX
Setting 15.5
04-D-M-2

Type	Freq	Level	Limit	Margin	Raw	Dist	Condition	Azimuth	Height	Comment	AF	CL	PA
	(Hz)	(dBuV/m)	(dBuV/m)	(dB)	(dBuV)	(m)		(°)	(m)		(dB)	(dB)	(dB)
PK	20.52G	47.14	83.54	-36.40	42.35	1	Vertical	227	2.96	-	37.90	15.59	48.70
AV	20.525G	38.52	63.54	-25.02	33.72	1	Vertical	227	2.96	-	37.90	15.60	48.70

6.525-6.875GHz_802.11be EHT320_Nss1,(MCS0),3xRU996+RU484 CP 5_2TX

6905MHz Straddle 6.525-6.875GHz_TX

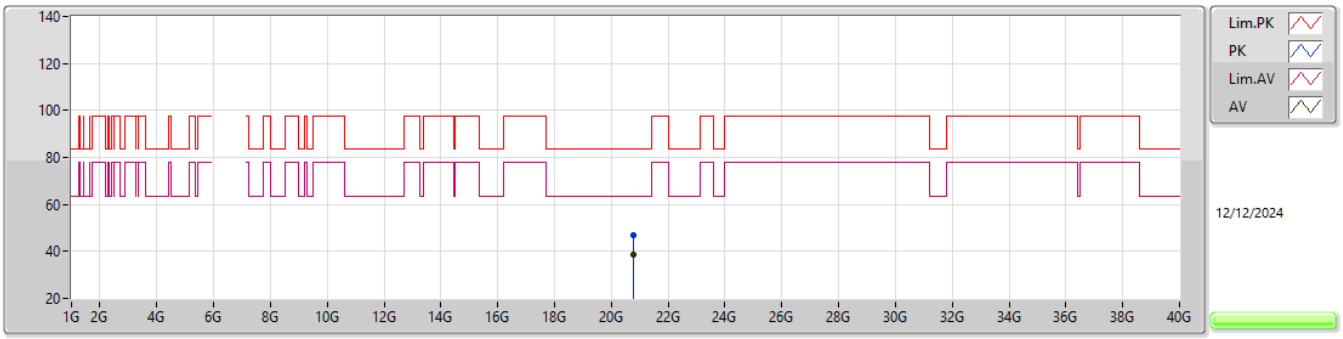

EUT Z_2TX
Setting 15.5
04-D-M-2

Type	Freq	Level	Limit	Margin	Raw	Dist	Condition	Azimuth	Height	Comment	AF	CL	PA
	(Hz)	(dBuV/m)	(dBuV/m)	(dB)	(dBuV)	(m)		(°)	(m)		(dB)	(dB)	(dB)
PK	20.7915G	46.89	83.54	-36.65	41.87	1	Horizontal	225	2.21	-	37.90	15.82	48.70
AV	20.795G	38.80	63.54	-24.74	33.78	1	Horizontal	225	2.21	-	37.90	15.82	48.70

6.525-6.875GHz_802.11be EHT320_Nss1,(MCS0),3xRU996 CP 2_2TX

6905MHz Straddle 6.525-6.875GHz_TX

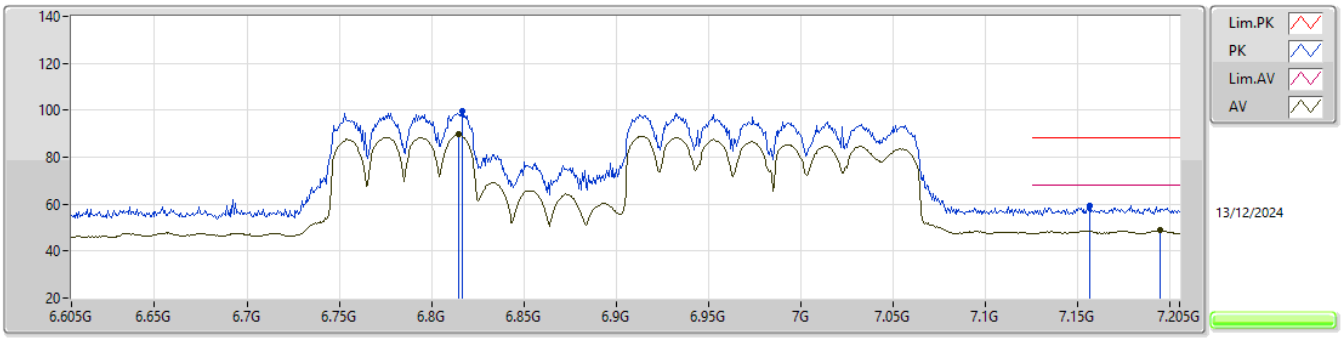

EUT X_2TX
Setting 15
04-D-M-2-10

Type	Freq	Level	Limit	Margin	Raw	Dist	Condition	Azimuth	Height	Comment	AF	CL	PA
	(Hz)	(dBuV/m)	(dBuV/m)	(dB)	(dBuV)	(m)		(°)	(m)		(dB)	(dB)	(dB)
PK	6.8168G	99.43	Inf	-Inf	100.72	3	Vertical	-0	2.84	-	34.17	7.05	42.51
RMS	6.8144G	89.58	Inf	-Inf	90.88	3	Vertical	-0	2.84	-	34.16	7.05	42.51
PK	7.1564G	59.27	88.20	-28.93	58.66	3	Vertical	-0	2.84	-	35.93	7.22	42.54
RMS	7.1942G	48.83	68.20	-19.37	48.13	3	Vertical	-0	2.84	-	36.08	7.21	42.59

6.525-6.875GHz_802.11be EHT320_Nss1,(MCS0),3xRU996 CP 2_2TX

6905MHz Straddle 6.525-6.875GHz_TX

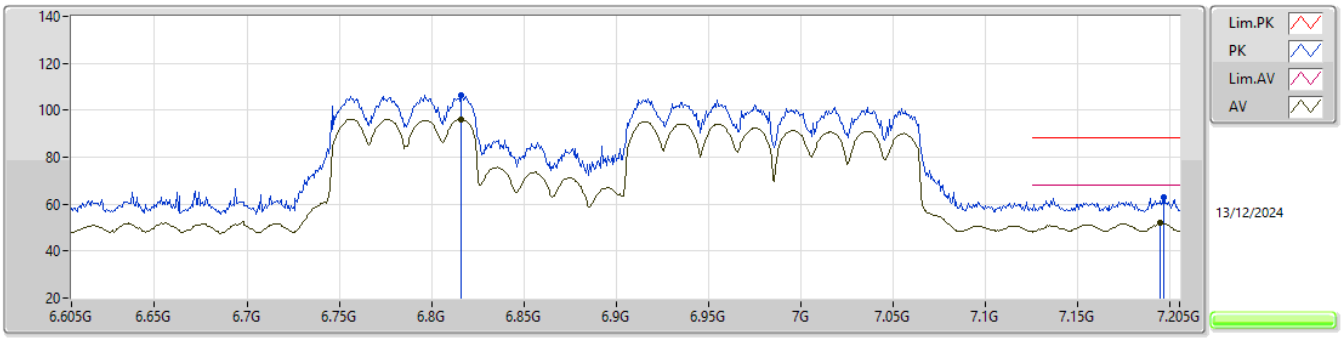

EUT X_2TX
Setting 15
04-D-M-2-10

Type	Freq	Level	Limit	Margin	Raw	Dist	Condition	Azimuth	Height	Comment	AF	CL	PA
	(Hz)	(dBuV/m)	(dBuV/m)	(dB)	(dBuV)	(m)		(°)	(m)		(dB)	(dB)	(dB)
PK	6.8162G	106.30	Inf	-Inf	107.60	3	Horizontal	66	1.57	-	34.16	7.05	42.51
RMS	6.8162G	96.27	Inf	-Inf	97.57	3	Horizontal	66	1.57	-	34.16	7.05	42.51
PK	7.1966G	62.69	88.20	-25.51	61.99	3	Horizontal	66	1.57	-	36.09	7.21	42.60
RMS	7.1948G	51.87	68.20	-16.33	51.17	3	Horizontal	66	1.57	-	36.08	7.21	42.59

6.525-6.875GHz_802.11be EHT320_Nss1,(MCS0),3xRU996 CP 2_2TX

6905MHz Straddle 6.525-6.875GHz_TX

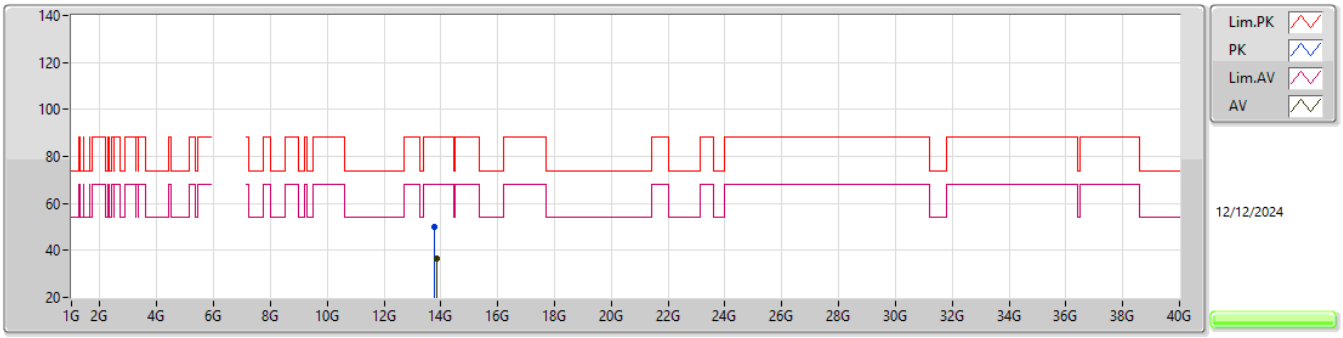

EUT Z_2TX
Setting 15
04-D-M-2

Type	Freq	Level	Limit	Margin	Raw	Dist	Condition	Azimuth	Height	Comment	AF	CL	PA
	(Hz)	(dBuV/m)	(dBuV/m)	(dB)	(dBuV)	(m)		(°)	(m)		(dB)	(dB)	(dB)
PK	13.7685G	49.95	88.20	-38.25	61.44	3	Vertical	210	1.32	-	40.20	12.68	64.37
AV	13.8568G	36.61	68.20	-31.59	47.89	3	Vertical	210	1.32	-	40.35	12.77	64.40

6.525-6.875GHz_802.11be EHT320_Nss1,(MCS0),3xRU996 CP 2_2TX

6905MHz Straddle 6.525-6.875GHz_TX

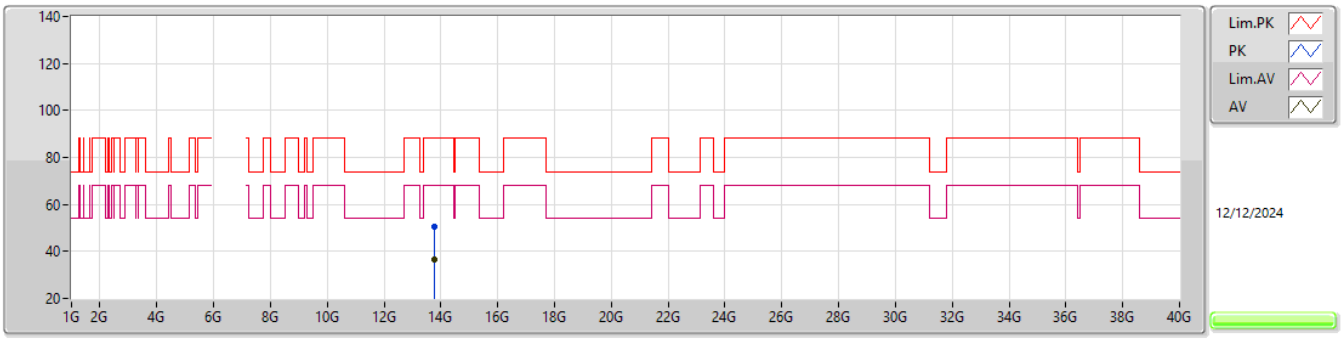

EUT Z_2TX
Setting 15
04-D-M-2

Type	Freq	Level	Limit	Margin	Raw	Dist	Condition	Azimuth	Height	Comment	AF	CL	PA
	(Hz)	(dBuV/m)	(dBuV/m)	(dB)	(dBuV)	(m)		(°)	(m)		(dB)	(dB)	(dB)
PK	13.768G	50.69	88.20	-37.51	62.18	3	Horizontal	303	2.74	-	40.20	12.68	64.37
AV	13.7682G	36.71	68.20	-31.49	48.20	3	Horizontal	303	2.74	-	40.20	12.68	64.37

6.525-6.875GHz_802.11be EHT320_Nss1,(MCS0),3xRU996 CP 2_2TX

6905MHz Straddle 6.525-6.875GHz_TX

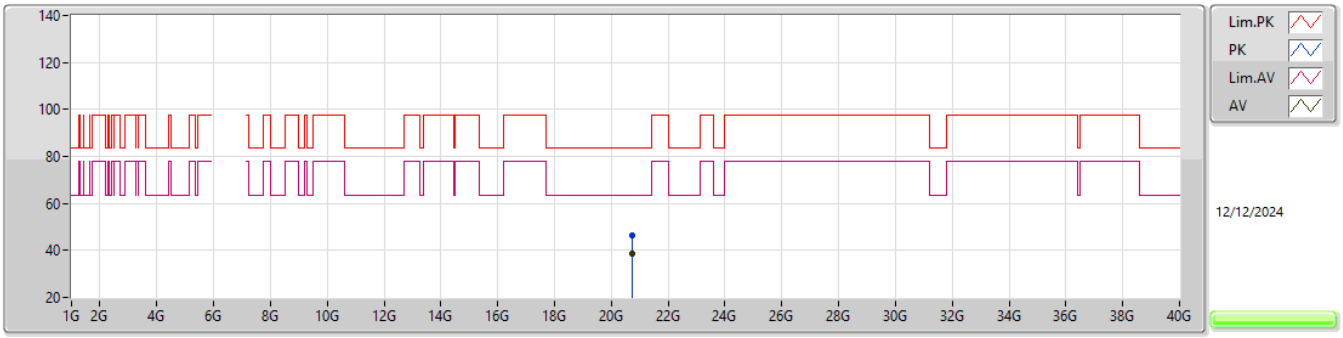

EUT Z_2TX
Setting 15
04-D-M-2

Type	Freq	Level	Limit	Margin	Raw	Dist	Condition	Azimuth	Height	Comment	AF	CL	PA
	(Hz)	(dBuV/m)	(dBuV/m)	(dB)	(dBuV)	(m)		(°)	(m)		(dB)	(dB)	(dB)
PK	20.7185G	46.56	83.54	-36.98	41.60	1	Vertical	358	2.64	-	37.90	15.76	48.70
AV	20.725G	38.48	63.54	-25.06	33.52	1	Vertical	358	2.64	-	37.90	15.76	48.70

6.525-6.875GHz_802.11be EHT320_Nss1,(MCS0),3xRU996 CP 2_2TX

6905MHz Straddle 6.525-6.875GHz_TX

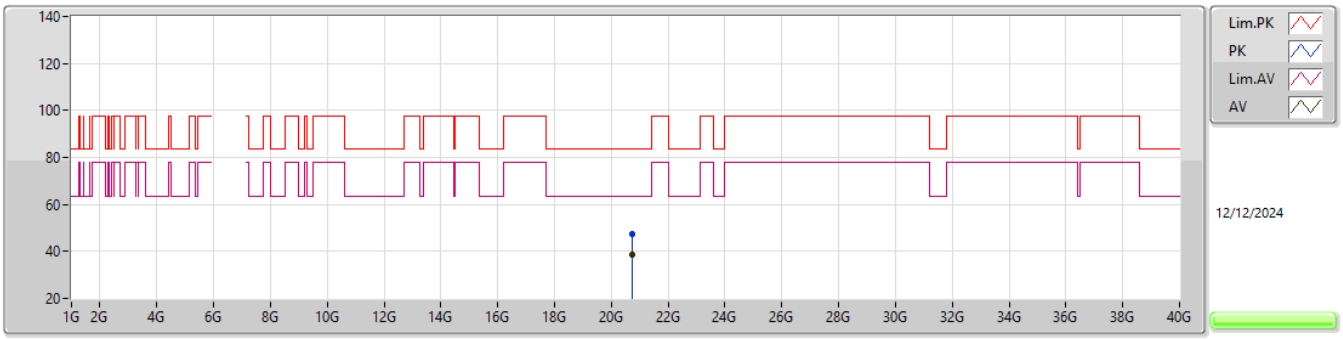

EUT Z_2TX
Setting 15
04-D-M-2

Type	Freq	Level	Limit	Margin	Raw	Dist	Condition	Azimuth	Height	Comment	AF	CL	PA
	(Hz)	(dBuV/m)	(dBuV/m)	(dB)	(dBuV)	(m)		(°)	(m)		(dB)	(dB)	(dB)
PK	20.737G	47.32	83.54	-36.22	42.35	1	Horizontal	151	2.10	-	37.90	15.77	48.70
AV	20.735G	38.38	63.54	-25.16	33.41	1	Horizontal	151	2.10	-	37.90	15.77	48.70

6.525-6.875GHz_802.11be EHT320_Nss1,(MCS0),2xRU996+RU484 CP 10_2TX

6905MHz Straddle 6.525-6.875GHz_TX

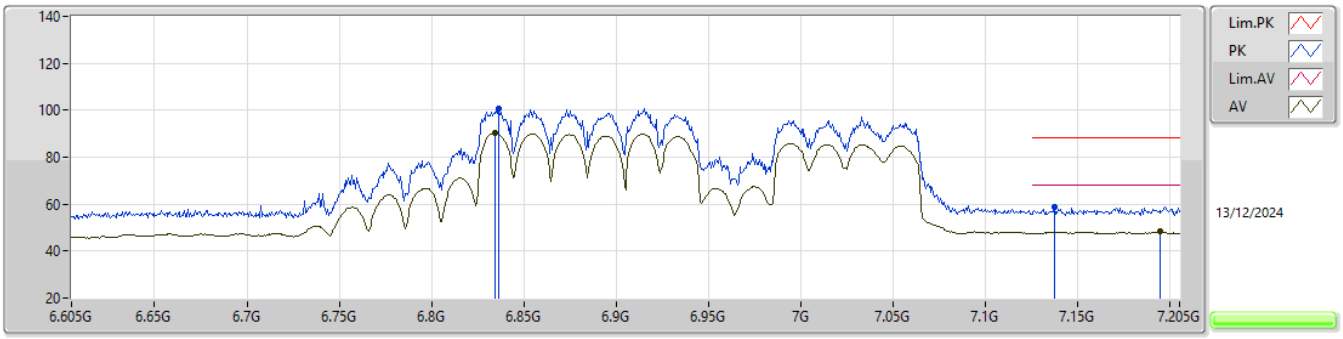

EUT X_2TX
Setting 14.5
04-D-M-2-10

Type	Freq	Level	Limit	Margin	Raw	Dist	Condition	Azimuth	Height	Comment	AF	CL	PA
	(Hz)	(dBuV/m)	(dBuV/m)	(dB)	(dBuV)	(m)		(°)	(m)		(dB)	(dB)	(dB)
PK	6.836G	100.89	Inf	-Inf	102.07	3	Vertical	1	2.83	-	34.24	7.07	42.49
RMS	6.8342G	90.40	Inf	-Inf	91.58	3	Vertical	1	2.83	-	34.24	7.07	42.49
PK	7.1372G	59.02	88.20	-29.18	58.49	3	Vertical	1	2.83	-	35.82	7.22	42.51
RMS	7.1942G	48.28	68.20	-19.92	47.58	3	Vertical	1	2.83	-	36.08	7.21	42.59

6.525-6.875GHz_802.11be EHT320_Nss1,(MCS0),2xRU996+RU484 CP 10_2TX

6905MHz Straddle 6.525-6.875GHz_TX

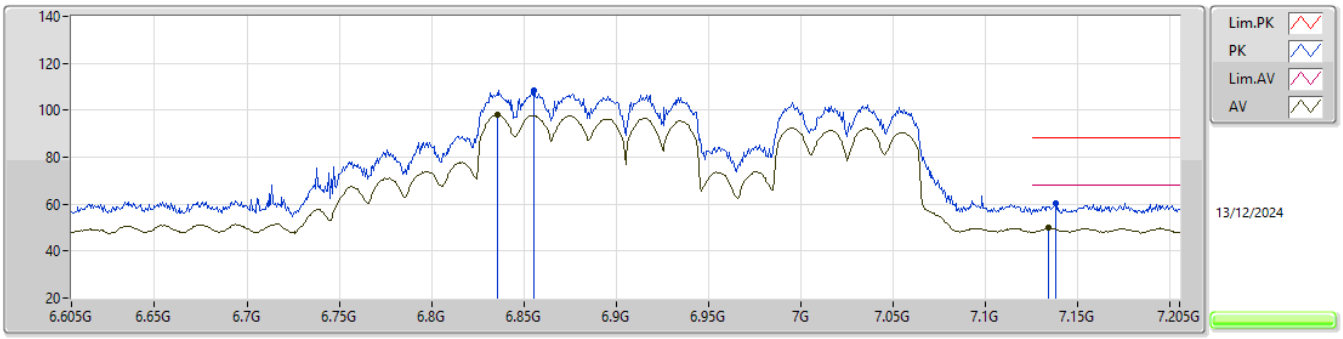

EUT X_2TX
Setting 14.5
04-D-M-2-10

Type	Freq	Level	Limit	Margin	Raw	Dist	Condition	Azimuth	Height	Comment	AF	CL	PA
	(Hz)	(dBuV/m)	(dBuV/m)	(dB)	(dBuV)	(m)		(°)	(m)		(dB)	(dB)	(dB)
PK	6.8552G	108.59	Inf	-Inf	109.63	3	Horizontal	59	1.45	-	34.34	7.09	42.47
RMS	6.8354G	97.92	Inf	-Inf	99.10	3	Horizontal	59	1.45	-	34.24	7.07	42.49
PK	7.1378G	60.21	88.20	-27.99	59.67	3	Horizontal	59	1.45	-	35.83	7.22	42.51
RMS	7.1342G	49.78	68.20	-18.42	49.26	3	Horizontal	59	1.45	-	35.81	7.22	42.51

6.525-6.875GHz_802.11be EHT320_Nss1,(MCS0),2xRU996+RU484 CP 10_2TX

6905MHz Straddle 6.525-6.875GHz_TX

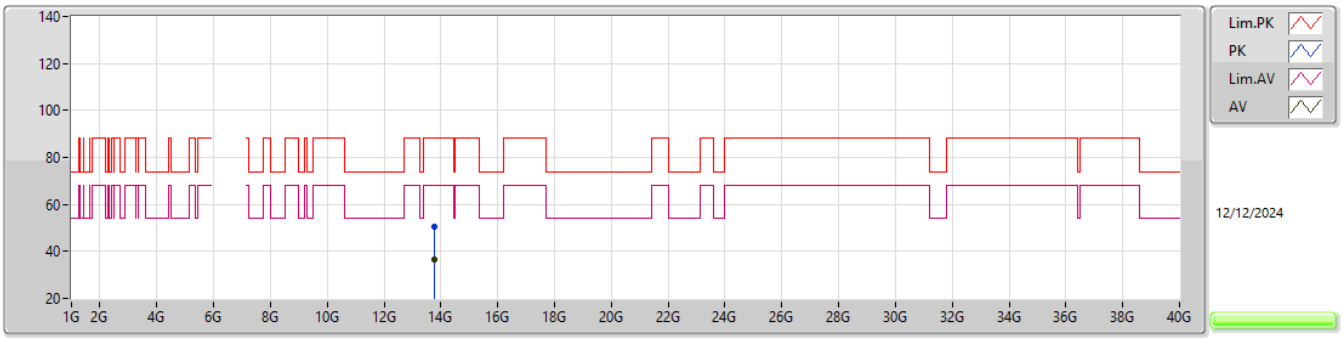

EUT Z_2TX
Setting 14.5
04-D-M-2

Type	Freq	Level	Limit	Margin	Raw	Dist	Condition	Azimuth	Height	Comment	AF	CL	PA
	(Hz)	(dBuV/m)	(dBuV/m)	(dB)	(dBuV)	(m)		(°)	(m)		(dB)	(dB)	(dB)
PK	13.7872G	50.45	88.20	-37.75	61.92	3	Vertical	17	2.97	-	40.20	12.70	64.37
AV	13.7664G	36.73	68.20	-31.47	48.22	3	Vertical	17	2.97	-	40.20	12.68	64.37

6.525-6.875GHz_802.11be EHT320_Nss1,(MCS0),2xRU996+RU484 CP 10_2TX

6905MHz Straddle 6.525-6.875GHz_TX

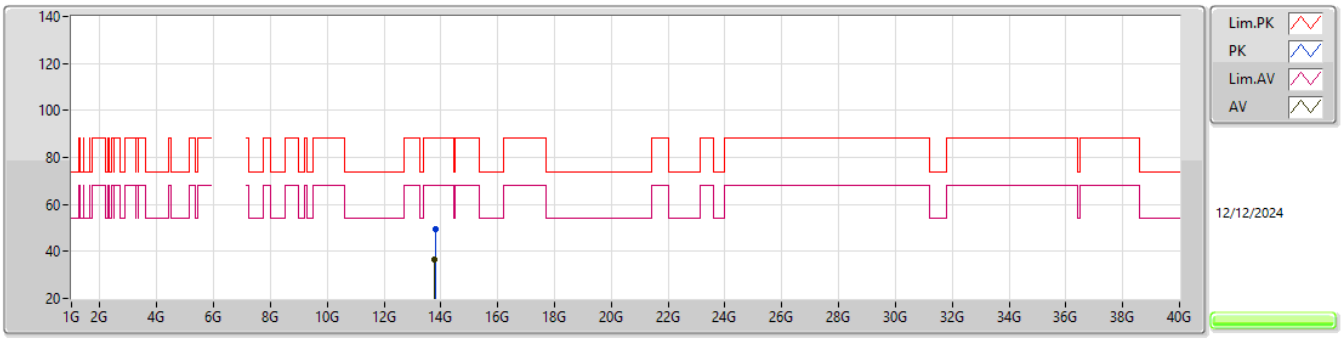

EUT Z_2TX
Setting 14.5
04-D-M-2

Type	Freq	Level	Limit	Margin	Raw	Dist	Condition	Azimuth	Height	Comment	AF	CL	PA
	(Hz)	(dBuV/m)	(dBuV/m)	(dB)	(dBuV)	(m)		(°)	(m)		(dB)	(dB)	(dB)
PK	13.8112G	49.34	88.20	-38.86	60.78	3	Horizontal	150	1.02	-	40.22	12.72	64.38
AV	13.7633G	36.74	68.20	-31.46	48.23	3	Horizontal	150	1.02	-	40.20	12.68	64.37

6.525-6.875GHz_802.11be EHT320_Nss1,(MCS0),2xRU996+RU484 CP 10_2TX

6905MHz Straddle 6.525-6.875GHz_TX

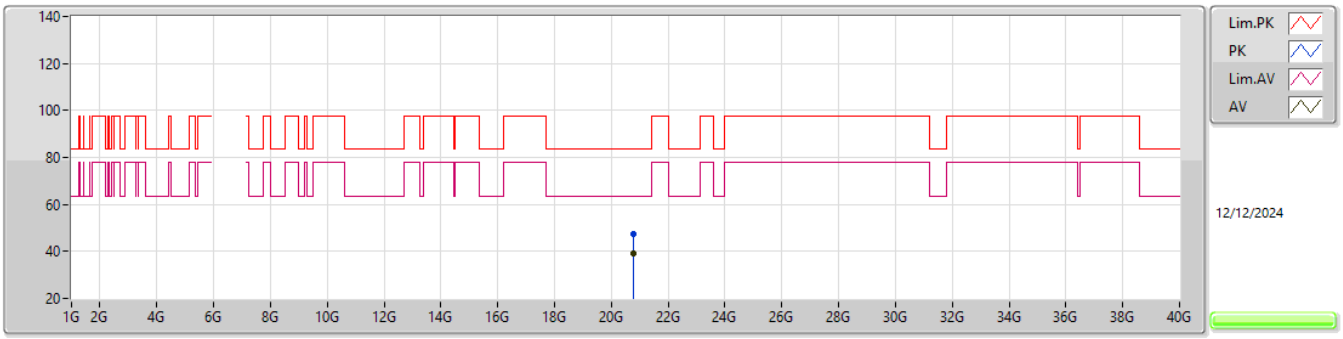

EUT Z_2TX
Setting 14.5
04-D-M-2

Type	Freq	Level	Limit	Margin	Raw	Dist	Condition	Azimuth	Height	Comment	AF	CL	PA
	(Hz)	(dBuV/m)	(dBuV/m)	(dB)	(dBuV)	(m)		(°)	(m)		(dB)	(dB)	(dB)
PK	20.783G	47.41	83.54	-36.13	42.40	1	Vertical	115	2.90	-	37.90	15.81	48.70
AV	20.785G	39.11	63.54	-24.43	34.10	1	Vertical	115	2.90	-	37.90	15.81	48.70

6.525-6.875GHz_802.11be EHT320_Nss1,(MCS0),2xRU996+RU484 CP 10_2TX

6905MHz Straddle 6.525-6.875GHz_TX

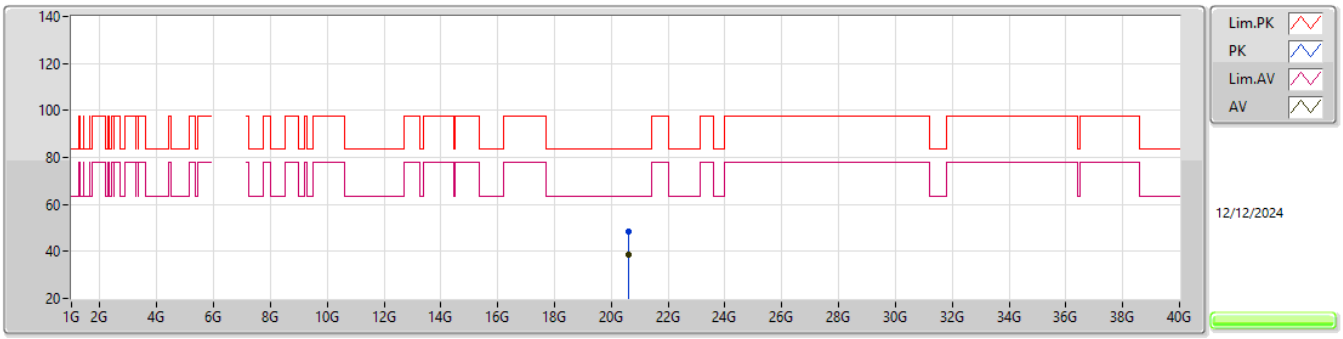

EUT Z_2TX
Setting 16.5
04-D-M-2

Type	Freq	Level	Limit	Margin	Raw	Dist	Condition	Azimuth	Height	Comment	AF	CL	PA
	(Hz)	(dBuV/m)	(dBuV/m)	(dB)	(dBuV)	(m)		(°)	(m)		(dB)	(dB)	(dB)
PK	20.625G	48.33	83.54	-35.21	43.45	1	Horizontal	36	1.16	-	37.90	15.68	48.70
AV	20.625G	38.78	63.54	-24.76	33.90	1	Horizontal	36	1.16	-	37.90	15.68	48.70

5.925-6.425GHz_802.11be EHT20_Nss1,(MCS0)_2TX **MASK**

5955MHz_TX

12/11/2024

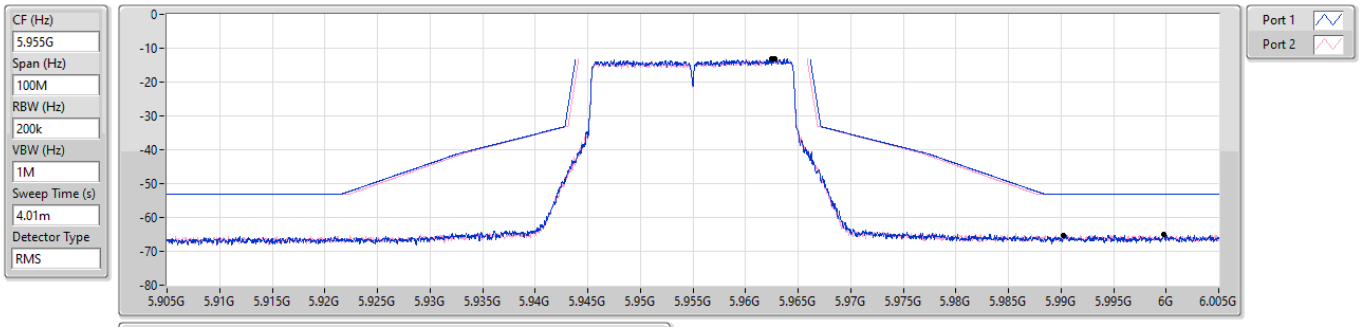

Ref(Hz)	Ref(dBm)	Freq(Hz)	Level(dBm)	Limit(dBm)	Margin(dB)	Port
5.962798G	-13.18	5.99025G	-65.16	-53.18	-11.98	1
5.962498G	-13.01	5.999775G	-65.13	-53.01	-12.12	2

5.925-6.425GHz_802.11be EHT20_Nss1,(MCS0)_2TX **MASK**

6195MHz_TX

12/11/2024

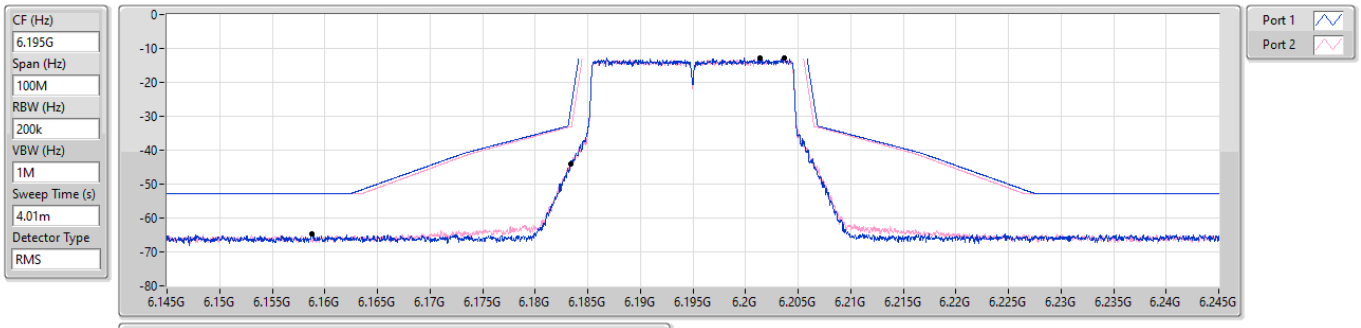

Ref(Hz)	Ref(dBm)	Freq(Hz)	Level(dBm)	Limit(dBm)	Margin(dB)	Port
6.203698G	-12.88	6.15875G	-64.62	-52.88	-11.74	1
6.201373G	-12.96	6.1834G	-44.05	-33.01	-11.04	2

5.925-6.425GHz_802.11be EHT20_Nss1,(MCS0)_2TX **MASK**

6415MHz_TX

12/11/2024

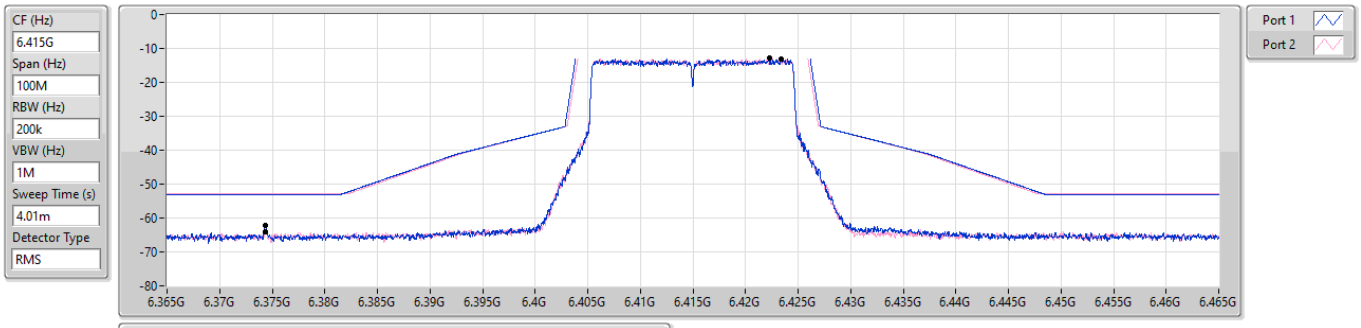

Ref(Hz)	Ref(dBm)	Freq(Hz)	Level(dBm)	Limit(dBm)	Margin(dB)	Port
6.423398G	-13.06	6.374325G	-62.32	-53.06	-9.26	1
6.422323G	-12.88	6.37435G	-63.99	-52.88	-11.11	2

6.425-6.525GHz_802.11be EHT20_Nss1,(MCS0)_2TX **MASK**

6435MHz_TX

12/11/2024

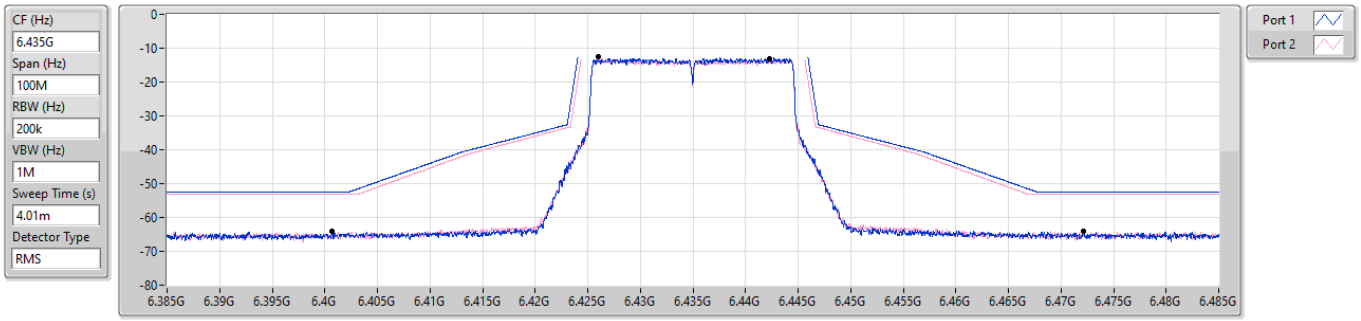

Ref(Hz)	Ref(dBm)	Freq(Hz)	Level(dBm)	Limit(dBm)	Margin(dB)	Port
6.426002G	-12.61	6.4007G	-63.97	-52.61	-11.36	1
6.442273G	-13.21	6.4721G	-63.99	-53.21	-10.78	2

6.425-6.525GHz_802.11be EHT20_Nss1,(MCS0)_2TX **MASK**

6475MHz_TX

12/11/2024

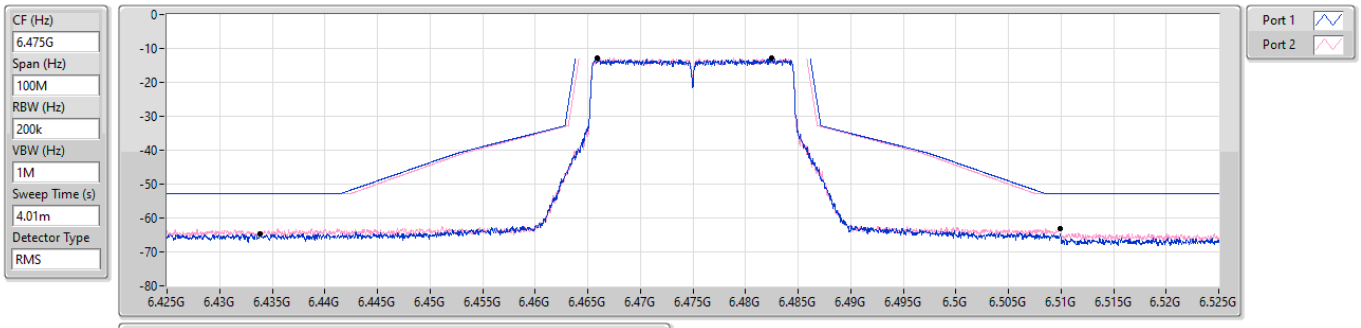

Ref(Hz)	Ref(dBm)	Freq(Hz)	Level(dBm)	Limit(dBm)	Margin(dB)	Port
6.482498G	-12.81	6.4338G	-64.57	-52.81	-11.76	1
6.465877G	-12.75	6.5099G	-63.20	-52.75	-10.45	2

6.425-6.525GHz_802.11be EHT20_Nss1,(MCS0)_2TX **MASK**

6515MHz_TX

12/11/2024

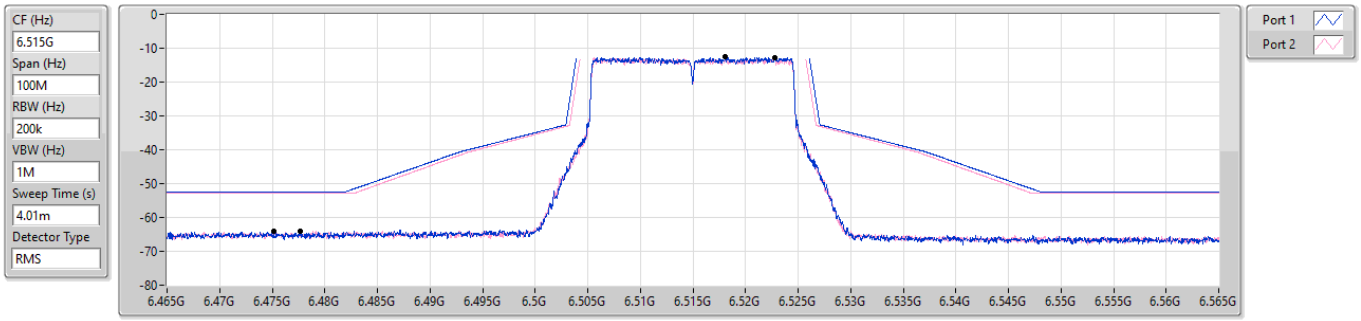

Ref(Hz)	Ref(dBm)	Freq(Hz)	Level(dBm)	Limit(dBm)	Margin(dB)	Port
6.518074G	-12.65	6.477675G	-64.18	-52.65	-11.53	1
6.522798G	-12.80	6.4752G	-64.08	-52.80	-11.28	2

6.525-6.875GHz_802.11be EHT20_Nss1,(MCS0)_2TX **MASK**

6535MHz_TX

12/11/2024

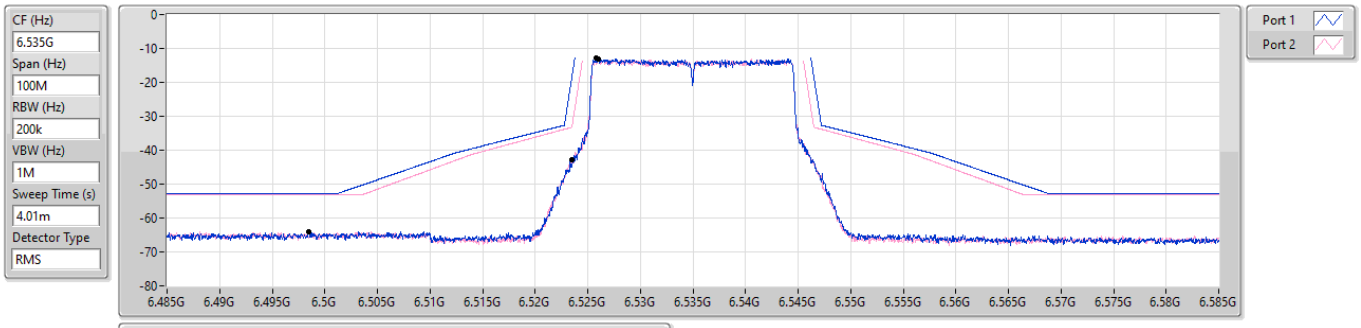

Ref(Hz)	Ref(dBm)	Freq(Hz)	Level(dBm)	Limit(dBm)	Margin(dB)	Port
6.525777G	-12.66	6.498475G	-64.10	-52.66	-11.44	1
6.526027G	-13.23	6.523525G	-42.71	-32.63	-10.08	2

6.525-6.875GHz_802.11be EHT20_Nss1,(MCS0)_2TX **MASK**

6695MHz_TX

12/11/2024

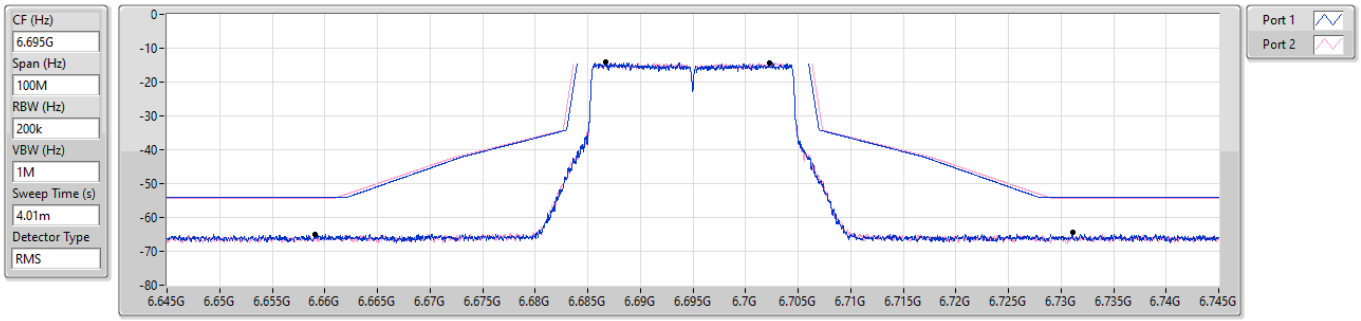

Ref(Hz)	Ref(dBm)	Freq(Hz)	Level(dBm)	Limit(dBm)	Margin(dB)	Port
6.686752G	-14.17	6.7311G	-64.32	-54.17	-10.15	1
6.702298G	-14.22	6.659075G	-64.85	-54.22	-10.63	2

6.525-6.875GHz_802.11be EHT20_Nss1,(MCS0)_2TX **MASK**

6875MHz_TX

12/11/2024

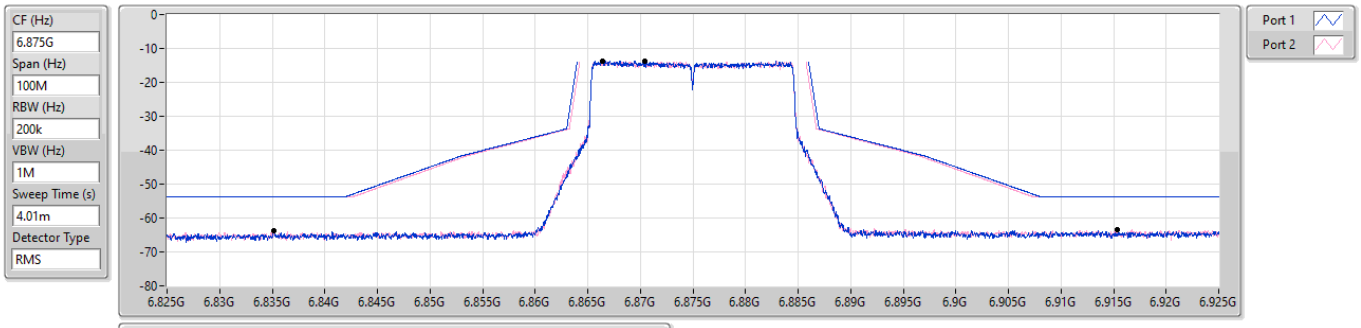

Ref(Hz)	Ref(dBm)	Freq(Hz)	Level(dBm)	Limit(dBm)	Margin(dB)	Port
6.866427G	-13.68	6.83515G	-63.78	-53.68	-10.10	1
6.870401G	-13.67	6.915375G	-63.43	-53.67	-9.76	2

6.875-7.125GHz_802.11be EHT20_Nss1,(MCS0)_2TX **MASK**

6895MHz_TX

12/11/2024

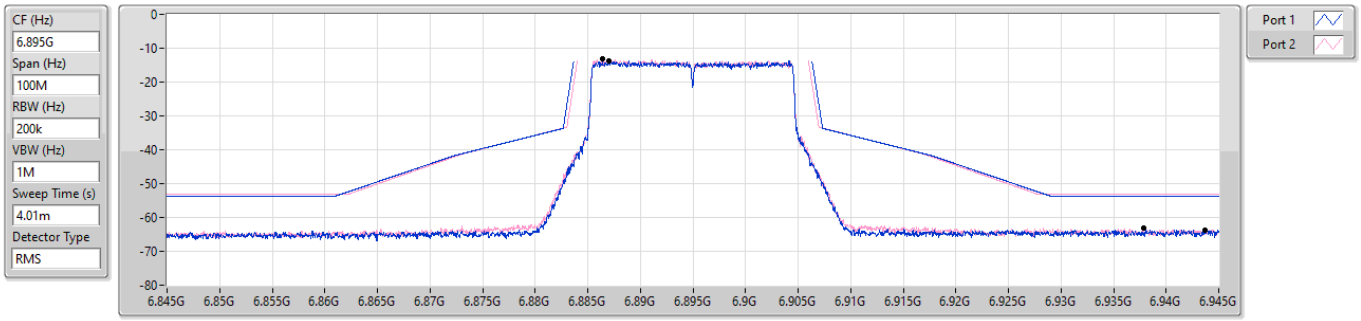

Ref(Hz)	Ref(dBm)	Freq(Hz)	Level(dBm)	Limit(dBm)	Margin(dB)	Port
6.887002G	-13.69	6.94365G	-63.65	-53.69	-9.96	1
6.886377G	-13.28	6.937825G	-63.21	-53.28	-9.93	2

6.875-7.125GHz_802.11be EHT20_Nss1,(MCS0)_2TX **MASK**

6995MHz_TX

12/11/2024

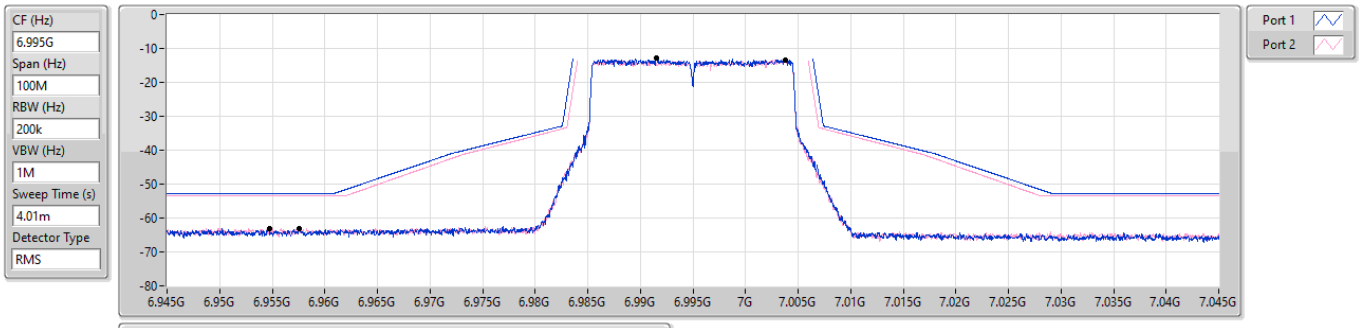

Ref(Hz)	Ref(dBm)	Freq(Hz)	Level(dBm)	Limit(dBm)	Margin(dB)	Port
6.991551G	-12.87	6.957575G	-63.26	-52.87	-10.39	1
7.003748G	-13.35	6.95475G	-63.09	-53.35	-9.74	2

6.875-7.125GHz_802.11be EHT20_Nss1,(MCS0)_2TX **MASK**

7095MHz_TX

12/11/2024

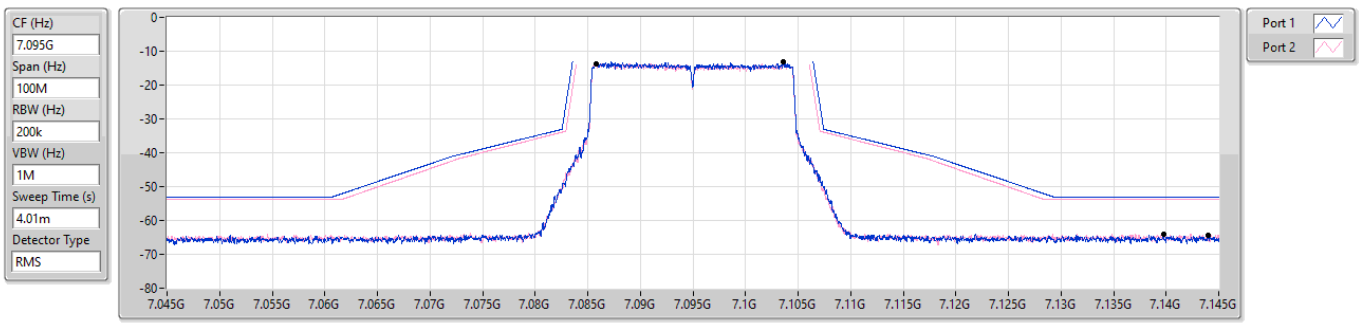

Ref(Hz)	Ref(dBm)	Freq(Hz)	Level(dBm)	Limit(dBm)	Margin(dB)	Port
7.103573G	-13.06	7.144G	-64.39	-53.06	-11.33	1
7.085777G	-13.63	7.1398G	-64.05	-53.63	-10.42	2

6.875-7.125GHz_802.11be EHT20_Nss1,(MCS0)_2TX **MASK**

7115MHz_TX

12/11/2024

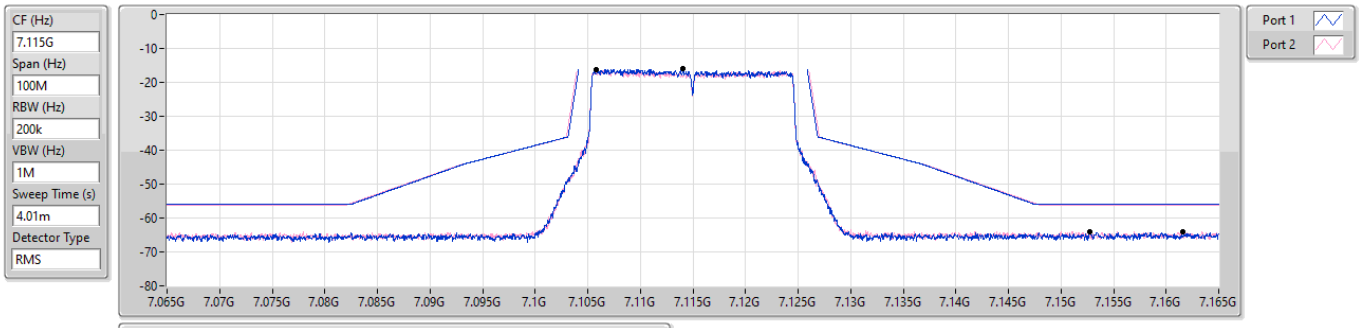

Ref(Hz)	Ref(dBm)	Freq(Hz)	Level(dBm)	Limit(dBm)	Margin(dB)	Port
7.11405G	-16.06	7.15275G	-63.92	-56.06	-7.86	1
7.105777G	-16.28	7.161575G	-63.96	-56.28	-7.68	2

5.925-6.425GHz_802.11be EHT40_Nss1,(MCS0)_2TX **MASK**

5965MHz_TX

12/11/2024

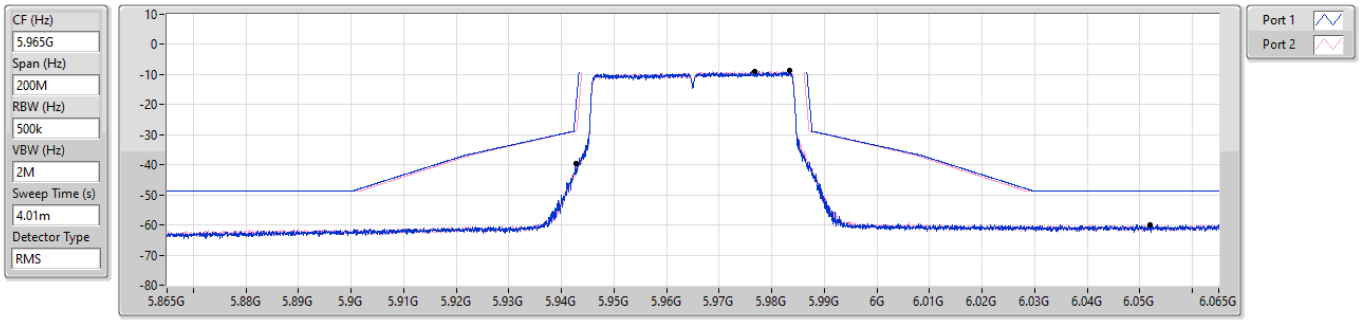

Ref(Hz)	Ref(dBm)	Freq(Hz)	Level(dBm)	Limit(dBm)	Margin(dB)	Port
5.976847G	-8.85	6.05185G	-59.89	-48.85	-11.04	1
5.983295G	-8.74	5.94285G	-39.74	-28.75	-10.99	2

5.925-6.425GHz_802.11be EHT40_Nss1,(MCS0)_2TX **MASK**

6205MHz_TX

12/11/2024

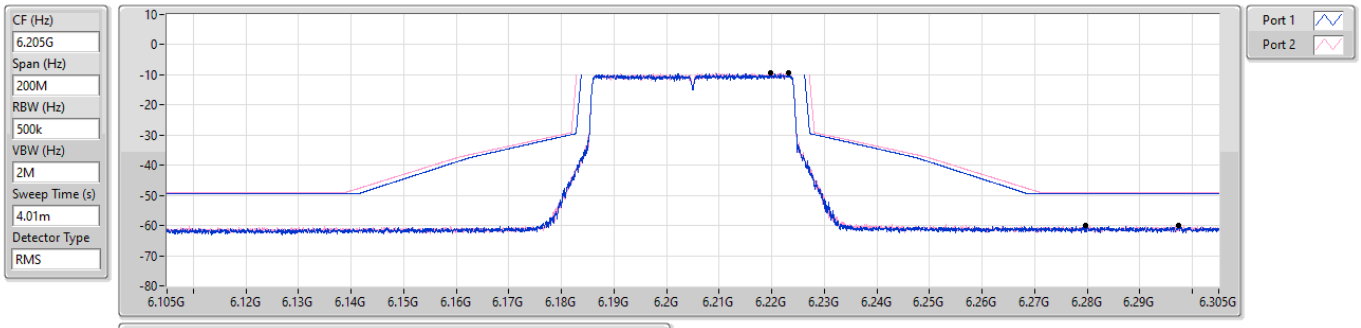

Ref(Hz)	Ref(dBm)	Freq(Hz)	Level(dBm)	Limit(dBm)	Margin(dB)	Port
6.223245G	-9.47	6.29745G	-59.99	-49.47	-10.52	1
6.219746G	-9.17	6.2797G	-59.99	-49.17	-10.82	2

5.925-6.425GHz_802.11be EHT40_Nss1,(MCS0)_2TX **MASK**

6405MHz_TX

12/11/2024

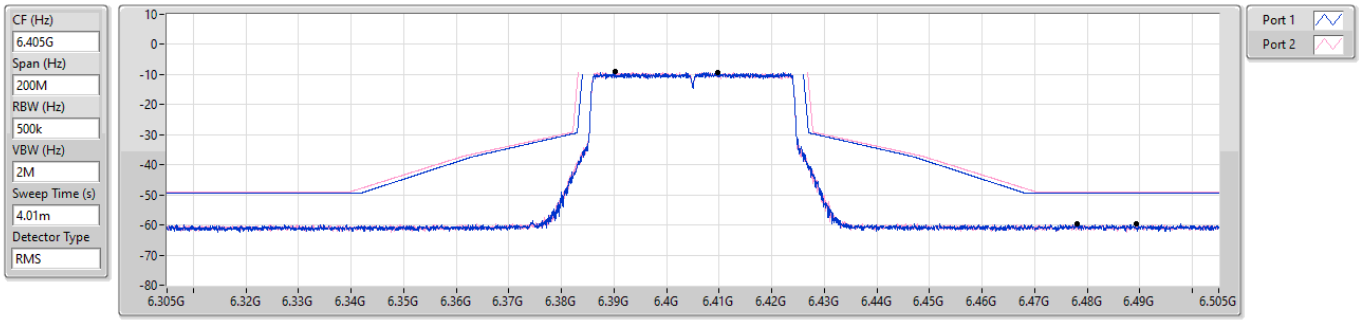

Ref(Hz)	Ref(dBm)	Freq(Hz)	Level(dBm)	Limit(dBm)	Margin(dB)	Port
6.409799G	-9.36	6.47805G	-59.72	-49.36	-10.36	1
6.390204G	-9.15	6.48925G	-59.72	-49.15	-10.57	2

6.425-6.525GHz_802.11be EHT40_Nss1,(MCS0)_2TX **MASK**

6445MHz_TX

12/11/2024

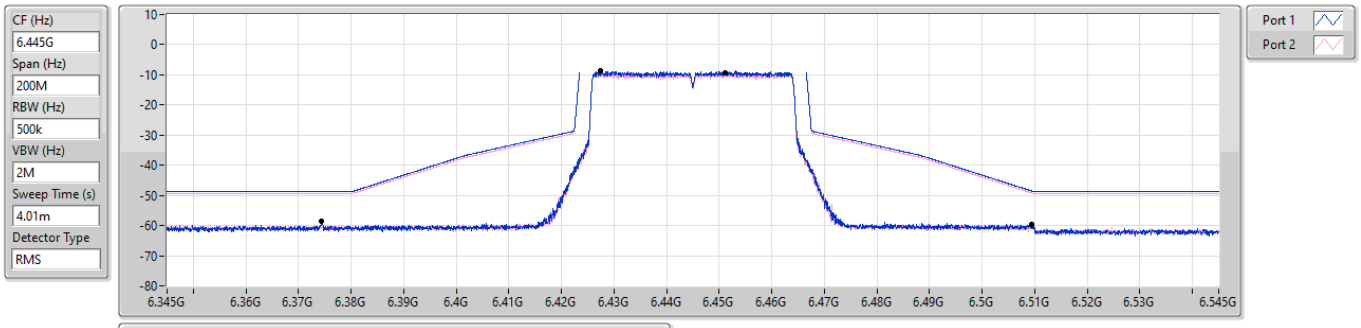

Ref(Hz)	Ref(dBm)	Freq(Hz)	Level(dBm)	Limit(dBm)	Margin(dB)	Port
6.427504G	-8.67	6.3744G	-58.53	-48.67	-9.86	1
6.451198G	-9.42	6.50945G	-59.62	-49.20	-10.42	2

6.425-6.525GHz_802.11be EHT40_Nss1,(MCS0)_2TX **MASK**

6485MHz_TX

12/11/2024

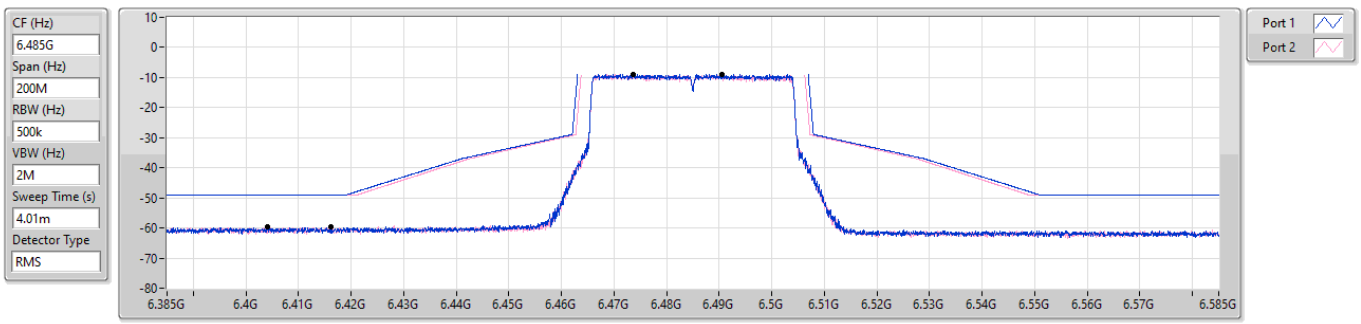

Ref(Hz)	Ref(dBm)	Freq(Hz)	Level(dBm)	Limit(dBm)	Margin(dB)	Port
6.473553G	-8.94	6.41625G	-59.62	-48.94	-10.68	1
6.490599G	-9.00	6.404G	-59.76	-49.00	-10.76	2

6.425-6.525GHz_802.11be EHT40_Nss1,(MCS0)_2TX **MASK**

6525MHz_TX

12/11/2024

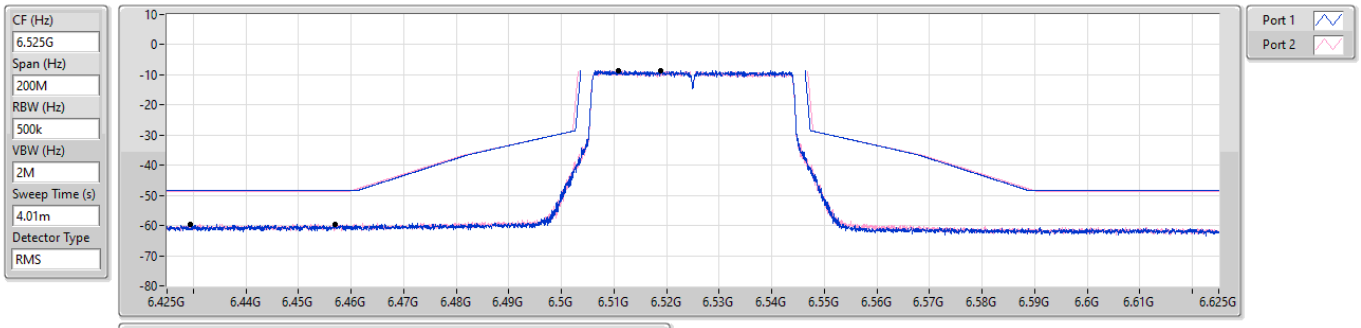

Ref(Hz)	Ref(dBm)	Freq(Hz)	Level(dBm)	Limit(dBm)	Margin(dB)	Port
6.518902G	-8.49	6.457G	-59.63	-48.49	-11.14	1
6.510804G	-8.72	6.4295G	-59.45	-48.72	-10.73	2

6.525-6.875GHz_802.11be EHT40_Nss1,(MCS0)_2TX **MASK**

6565MHz_TX

12/11/2024

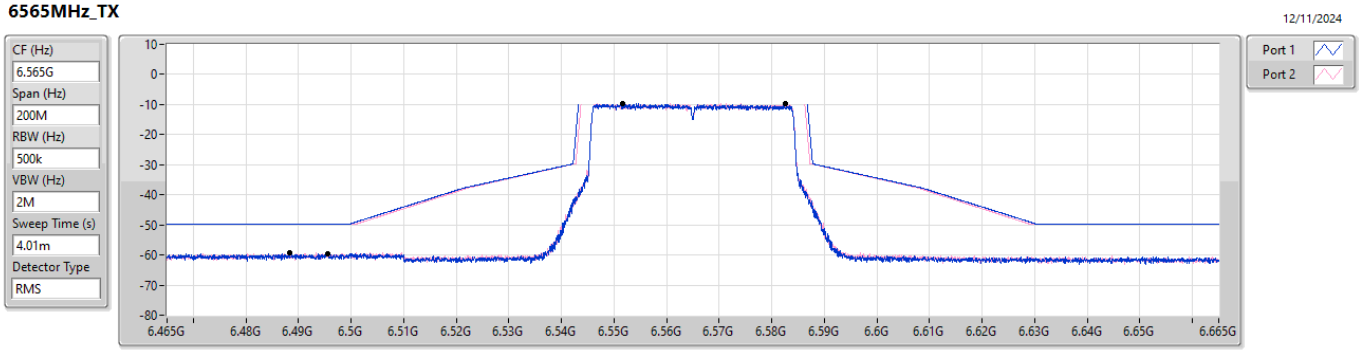

Ref(Hz)	Ref(dBm)	Freq(Hz)	Level(dBm)	Limit(dBm)	Margin(dB)	Port
6.551603G	-9.73	6.49555G	-59.44	-49.73	-9.71	1
6.582596G	-9.61	6.4883G	-59.21	-49.61	-9.60	2

6.525-6.875GHz_802.11be EHT40_Nss1,(MCS0)_2TX **MASK**

6685MHz_TX

12/11/2024

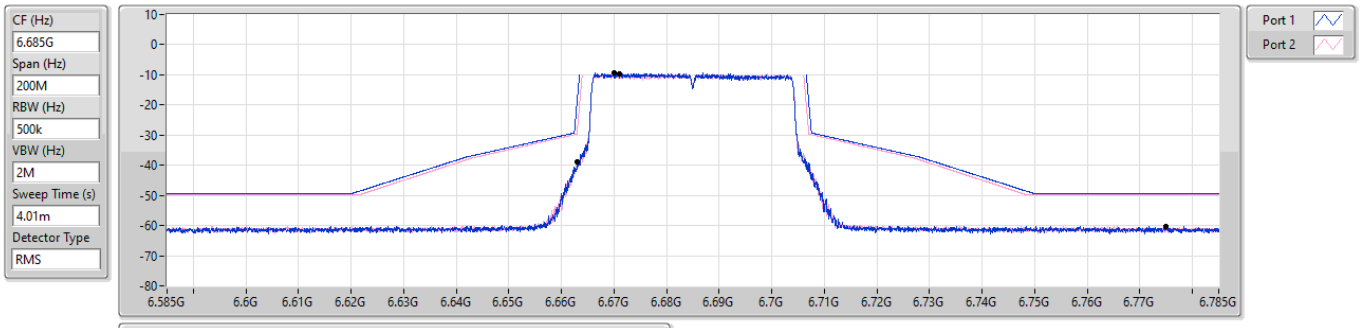

Ref(Hz)	Ref(dBm)	Freq(Hz)	Level(dBm)	Limit(dBm)	Margin(dB)	Port
6.670004G	-9.29	6.7749G	-60.19	-49.29	-10.90	1
6.671053G	-9.64	6.6629G	-38.80	-29.65	-9.15	2

6.525-6.875GHz_802.11be EHT40_Nss1,(MCS0)_2TX **MASK**

6885MHz_TX

12/11/2024

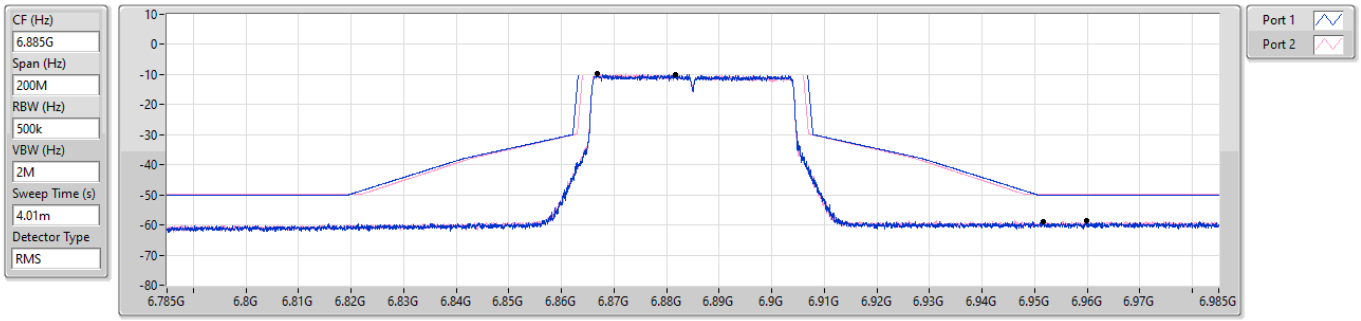

Ref(Hz)	Ref(dBm)	Freq(Hz)	Level(dBm)	Limit(dBm)	Margin(dB)	Port
6.881701G	-9.96	6.9516G	-58.95	-49.96	-8.99	1
6.866755G	-9.76	6.95985G	-58.55	-49.76	-8.79	2

6.875-7.125GHz_802.11be EHT40_Nss1,(MCS0)_2TX **MASK**

6925MHz_TX

12/11/2024

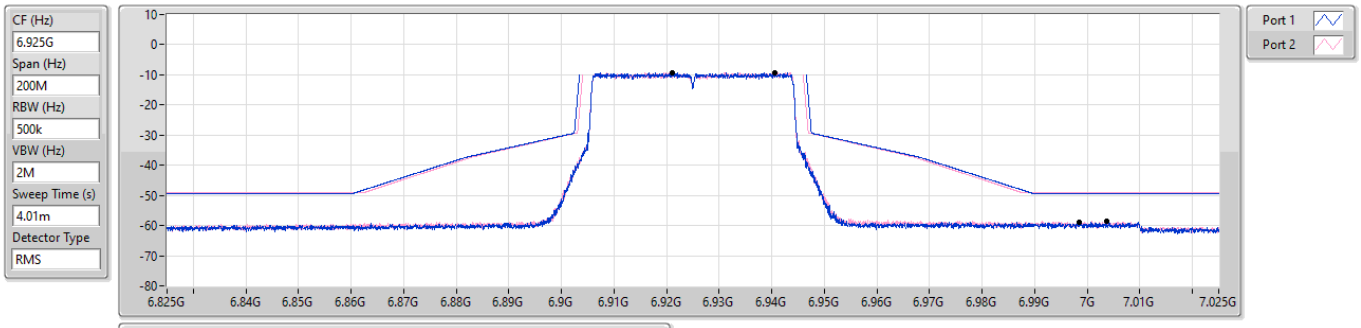

Ref(Hz)	Ref(dBm)	Freq(Hz)	Level(dBm)	Limit(dBm)	Margin(dB)	Port
6.921151G	-9.35	6.99845G	-58.80	-49.35	-9.45	1
6.940496G	-9.22	7.00375G	-58.63	-49.22	-9.41	2

6.875-7.125GHz_802.11be EHT40_Nss1,(MCS0)_2TX **MASK**

7005MHz_TX

12/11/2024

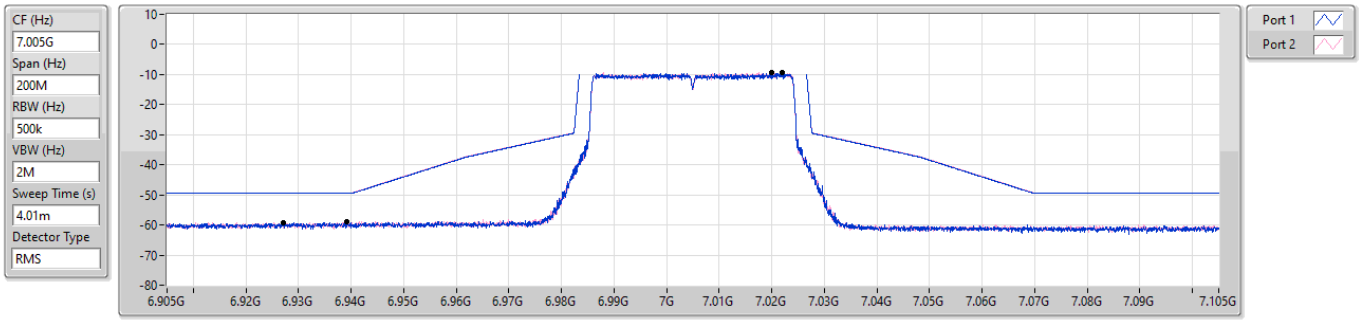

Ref(Hz)	Ref(dBm)	Freq(Hz)	Level(dBm)	Limit(dBm)	Margin(dB)	Port
7.022046G	-9.50	6.9272G	-59.22	-49.50	-9.72	1
7.020046G	-9.35	6.93915G	-58.99	-49.35	-9.64	2

6.875-7.125GHz_802.11be EHT40_Nss1,(MCS0)_2TX **MASK**

7085MHz_TX

12/11/2024

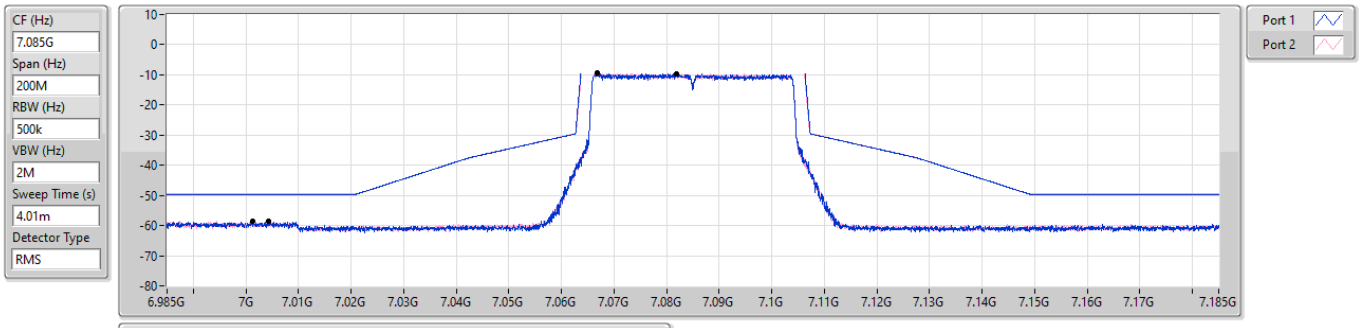

Ref(Hz)	Ref(dBm)	Freq(Hz)	Level(dBm)	Limit(dBm)	Margin(dB)	Port
7.081951G	-9.59	7.00435G	-58.60	-49.59	-9.01	1
7.066805G	-9.44	7.00125G	-58.43	-49.44	-8.99	2

5.925-6.425GHz_802.11be EHT80_Nss1,(MCS0)_2TX **MASK**

5985MHz_TX

12/11/2024

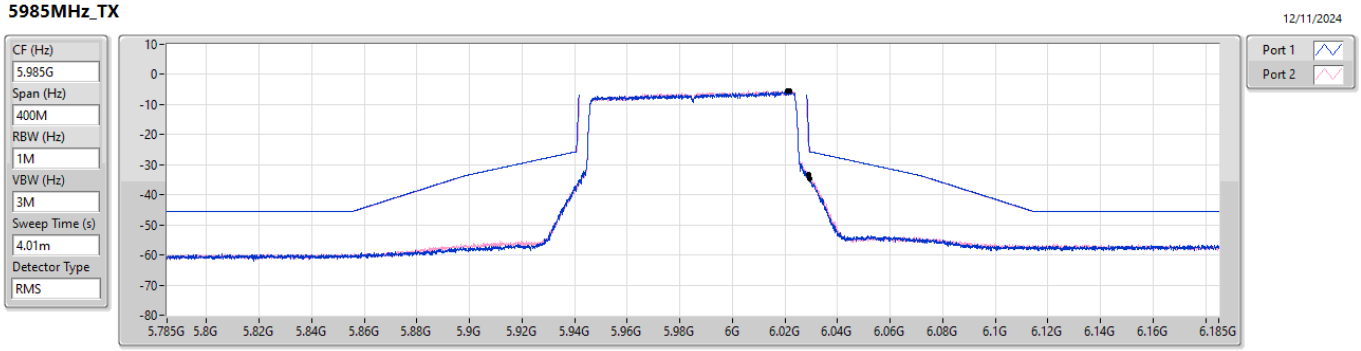

Ref(Hz)	Ref(dBm)	Freq(Hz)	Level(dBm)	Limit(dBm)	Margin(dB)	Port
6.02159G	-5.64	6.0295G	-34.67	-25.67	-9.00	1
6.02099G	-5.54	6.0291G	-33.29	-25.56	-7.73	2

5.925-6.425GHz_802.11be EHT80_Nss1,(MCS0)_2TX **MASK**

6225MHz_TX

12/11/2024

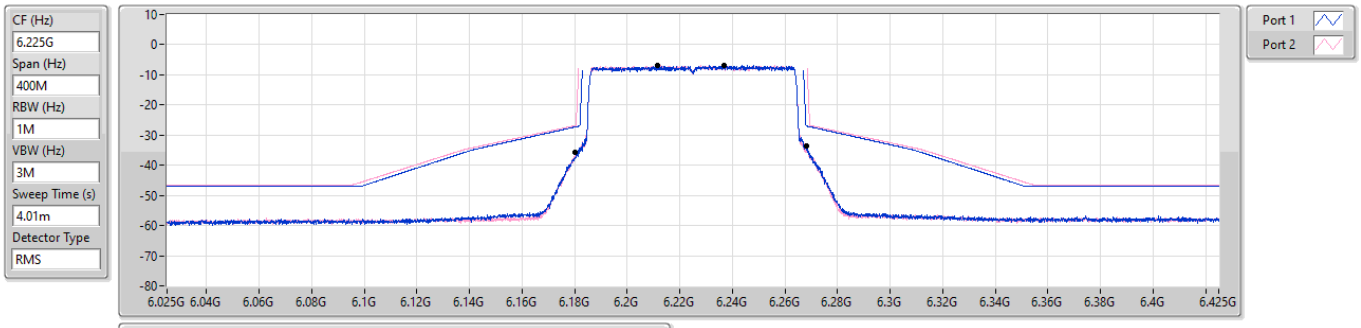

Ref(Hz)	Ref(dBm)	Freq(Hz)	Level(dBm)	Limit(dBm)	Margin(dB)	Port
6.2369G	-6.94	6.2684G	-33.73	-27.01	-6.72	1
6.2116G	-6.77	6.1802G	-35.87	-26.84	-9.03	2

5.925-6.425GHz_802.11be EHT80_Nss1,(MCS0)_2TX **MASK**

6385MHz_TX

12/11/2024

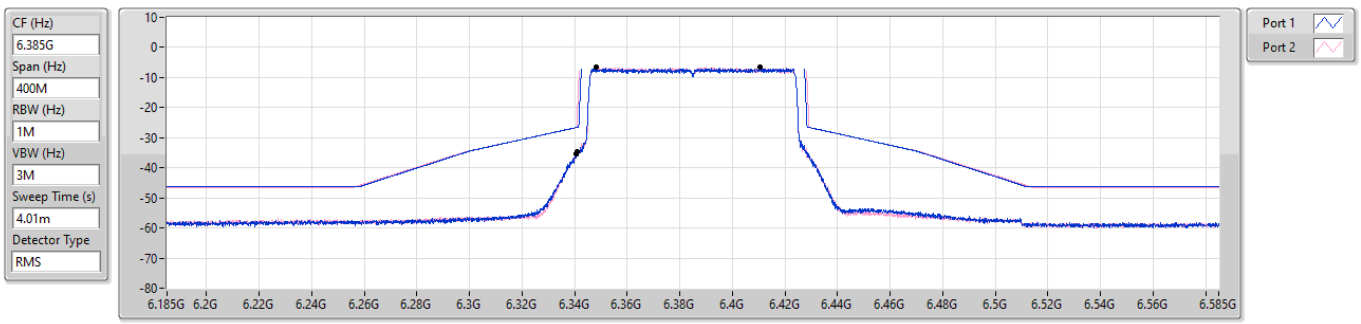

Ref(Hz)	Ref(dBm)	Freq(Hz)	Level(dBm)	Limit(dBm)	Margin(dB)	Port
6.34831G	-6.42	6.341G	-34.69	-26.52	-8.17	1
6.41039G	-6.64	6.3406G	-35.42	-26.67	-8.75	2

6.425-6.525GHz_802.11be EHT80_Nss1,(MCS0)_2TX **MASK**

6465MHz_TX

12/11/2024

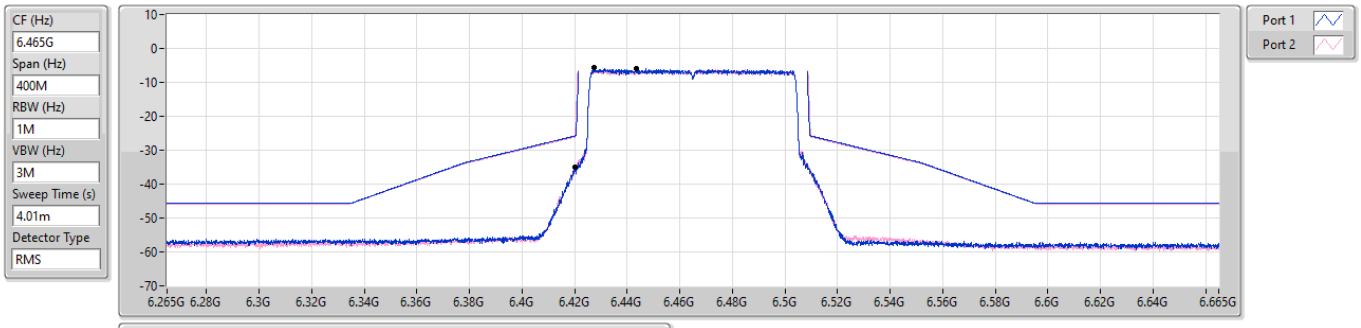

Ref(Hz)	Ref(dBm)	Freq(Hz)	Level(dBm)	Limit(dBm)	Margin(dB)	Port
6.42741G	-5.73	6.4202G	-35.10	-25.80	-9.30	1
6.44341G	-6.09	6.4202G	-35.15	-26.09	-9.06	2

6.425-6.525GHz_802.11be EHT80_Nss1,(MCS0)_2TX **MASK**

6545MHz_TX

12/11/2024

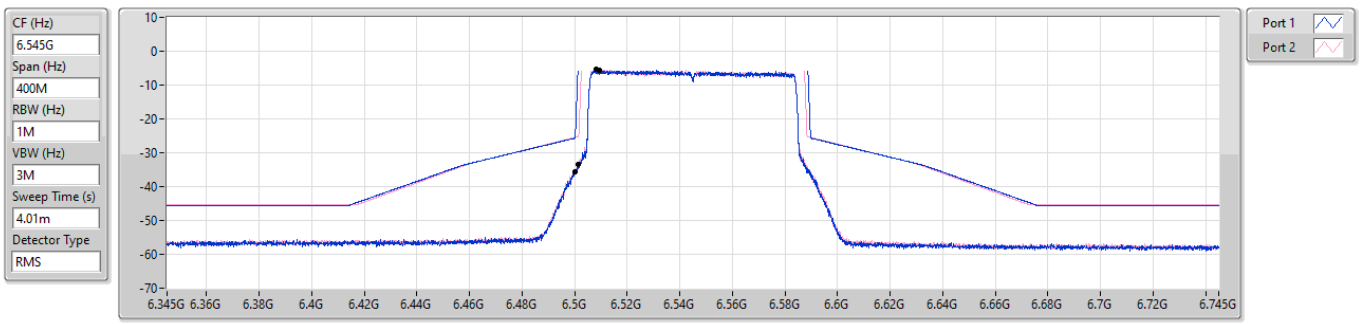

Ref(Hz)	Ref(dBm)	Freq(Hz)	Level(dBm)	Limit(dBm)	Margin(dB)	Port
6.50931G	-5.67	6.5001G	-35.49	-25.69	-9.80	1
6.50821G	-5.21	6.5012G	-33.41	-25.28	-8.13	2

6.525-6.875GHz_802.11be EHT80_Nss1,(MCS0)_2TX **MASK**

6625MHz_TX

12/11/2024

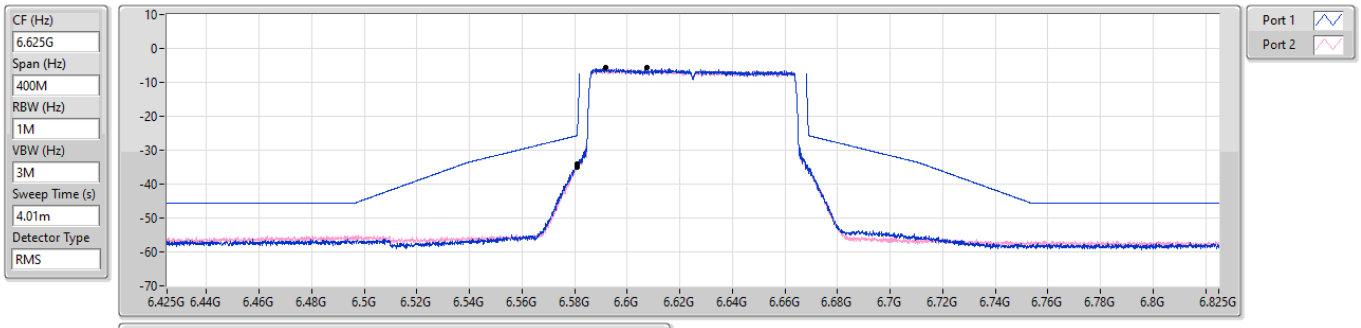

Ref(Hz)	Ref(dBm)	Freq(Hz)	Level(dBm)	Limit(dBm)	Margin(dB)	Port
6.59191G	-5.71	6.5809G	-33.95	-25.73	-8.22	1
6.6075G	-5.71	6.5808G	-35.14	-25.75	-9.39	2

6.525-6.875GHz_802.11be EHT80_Nss1,(MCS0)_2TX **MASK**

6705MHz_TX

12/11/2024

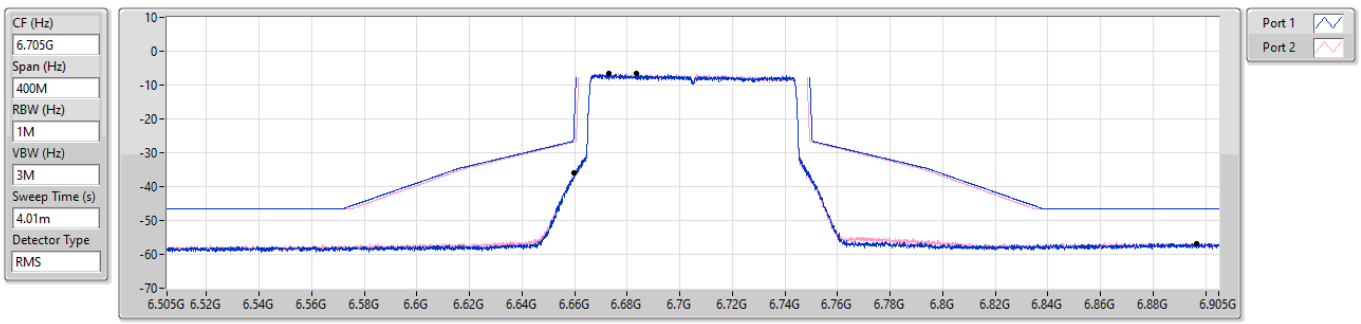

Ref(Hz)	Ref(dBm)	Freq(Hz)	Level(dBm)	Limit(dBm)	Margin(dB)	Port
6.67291G	-6.60	6.8966G	-56.72	-46.60	-10.12	1
6.68351G	-6.68	6.6598G	-35.97	-26.82	-9.15	2