FCC RADIO TEST REPORT

FCC ID	:	**UZ7-RTL10C1**
Equipment	:	**Tablet PC with Windows OS**
Brand Name	:	**Zebra**
Model Name	:	**RTL10C1**
Applicant	:	**Zebra Technologies Corporation 1 Zebra Plaza, Holtsville, NY 11742**
Manufacturer	:	**Zebra Technologies Corporation 1 Zebra Plaza, Holtsville, NY 11742**
Standard	:	**FCC 47 CFR Part 2, 22(H), 24(E), 27**

The product was received on Dec. 09, 2021 and testing was performed from Dec. 24, 2021 to Feb. 16, 2022. We, Sporton International Inc. EMC & Wireless Communications Laboratory, would like to declare that the tested sample has been evaluated in accordance with the test procedures given in ANSI / TIA-603-E and has been in compliance with the applicable technical standards.

The test results in this partial report apply exclusively to the tested model / sample. Without written approval of Sporton International Inc. EMC & Wireless Communications Laboratory, the test report shall not be reproduced except in full.

Louis Wu

Approved by: Louis Wu

Sporton International Inc. EMC & Wireless Communications Laboratory
No. 52, Huaya 1st Rd., Guishan Dist., Taoyuan City 333, Taiwan (R.O.C.)

Table of Contents

History of this test report **3**
Summary of Test Result **4**
1 General Description **6**
1.1 Product Feature of Equipment Under Test 6
1.2 Product Specification of Equipment Under Test 7
1.3 Modification of EUT 8
1.4 Emission Designator 9
1.5 Testing Location 11
1.6 Applicable Standards 12
2 Test Configuration of Equipment Under Test **13**
2.1 Test Mode 13
2.2 Connection Diagram of Test System 15
2.3 Support Unit used in test configuration and system 15
2.4 Frequency List of Low/Middle/High Channels 16
3 Conducted Test Items **27**
3.1 Measuring Instruments 27
3.2 Conducted Output Power and ERP/EIRP 28
4 Radiated Test Items **29**
4.1 Measuring Instruments 29
4.2 Radiated Spurious Emission Measurement 31
5 List of Measuring Equipment **32**
6 Uncertainty of Evaluation **34**
Appendix A. Test Results of Conducted Test
Appendix B. Test Results of Radiated Test
Appendix C. Test Setup Photographs

History of this test report

Report No.	Version	Description	Issued Date
FG181117B	01	Initial issue of report	Mar. 09, 2022

Summary of Test Result

Report Clause	Ref Std. Clause	Test Items	Result (PASS/FAIL)	Remark
3.2	§2.1046	Conducted Output Power	Reporting only	-
	§22.913 (a)(5)	Effective Radiated Power (Band 5) (Band 26)	Pass	
	§27.50 (b)(10) §27.50 (c)(10)	Effective Radiated Power (Band 12) (Band 13) (Band 71)		
	§24.232 (c) §27.50 (h)(2)	Equivalent Isotropic Radiated Power (Band 2) (Band 25) (Band 7) (Band 38) (Band 41)		
	§27.50 (d)(4)	Equivalent Isotropic Radiated Power (Band 4) (Band 66)		
-	§24.232 (d) §27.50 (d)(5)	Peak-to-Average Ratio	-	See Note
-	§2.1049	Occupied Bandwidth	-	See Note
-	§2.1051 §22.917 (a) §24.238 (a) §27.53 (c)(2)(4) §27.53 (g) §27.53 (h)	Conducted Band Edge Measurement (Band 2) (Band 4) (Band 5) (Band 12) (Band 13) (Band 25) (Band 26) (Band 66) (Band 71)	-	See Note
	§2.1051 §27.53 (m)(4)	Conducted Band Edge Measurement (Band 7) (Band 38) (Band 41)		
-	§2.1051 §22.917 (a) §24.238 (a) §27.53 (c)(2) §27.53 (g) §27.53 (h)	Conducted Spurious Emission (Band 2) (Band 4) (Band 5) (Band 12) (Band 13) (Band 25) (Band 26) (Band 66) (Band 71)	-	See Note
	§2.1051 §27.53 (m)(4)	Conducted Spurious Emission (Band 7) (Band 38) (Band 41)		
-	§2.1055 §22.355 §24.235 §27.54	Frequency Stability Temperature & Voltage	-	See Note

Report Clause	Ref Std. Clause	Test Items	Result (PASS/FAIL)	Remark
4.2	§2.1053 §22.917 (a) §24.238 (a) §27.53 (c)(2) §27.53 (f) §27.53 (g) §27.53 (h)	Radiated Spurious Emission (Band 2) (Band 4) (Band 5) (Band 12) (Band 13) (Band 25) (Band 26) (Band 66) (Band 71)	Pass	Under limit 8.57 dB at 7578.000 MHz
	§2.1051 §27.53 (m)(4)	Radiated Spurious Emission (Band 7) (Band 38) (Band 41)		
Remark: The module (Model: RM505Q-AE) makes no difference after verifying output power, this report reuses test data from the module report.				

Declaration of Conformity:
1. The test results (PASS/FAIL) with all measurement uncertainty excluded are presented in accordance with the regulation limits or requirements declared by manufacturers. It's means measurement values may risk exceeding the limit of regulation standards, if measurement uncertainty is include in test results. 2. The measurement uncertainty please refer to this report "Uncertainty of Evaluation".
Comments and Explanations:
The product specifications of the EUT presented in the report are declared by the manufacturer who shall take full responsibility for the authenticity.

Reviewed by: Wei Chen

Report Producer: Celery Wei

1 General Description

1.1 Product Feature of Equipment Under Test

Product Feature	
Equipment	Tablet PC with Windows OS
Brand Name	Zebra
Model Name	RTL10C1
FCC ID	UZ7-RTL10C1
Sample 1	Xpad
Sample 2	XSLATE
EUT supports Radios application	WCDMA/HSPA/LTE/5G NR/NFC/GNSS WLAN 11a/b/g/n HT20/HT40 WLAN 11ac VHT20/VHT40/VHT80/VHT160 WLAN 11ax HE20/HE40/HE80/HE160 Bluetooth BR/EDR/LE
HW Version	EV
SW Version	Windows 10 Pro
MFD	18OCT21
EUT Stage	Identical Prototype

Remark: The above EUT's information was declared by manufacturer.

Specification of Accessories				
Adaptor with CLA cable	**Brand Name**	Zebra	**Model Number**	ADP-65JH HB
Battery	**Brand Name**	ZEBRA	**Model Number**	XLBM1
Power cord	**Brand Name**	Zebra	**Model Number**	450040

Supported Unit Used in Test Configuration and System				
Keyboard	**Brand Name**	Zebra	**Model Number**	L10-KB
98 Whr Extended Battery (Certified)	**Brand Name**	Zebra	**Model Number**	XLBE1
AEI LONG RANGE RFID MODULE	**Brand Name**	Zebra	**Model Number**	M6E-MICRO
PASSIVE SHORT STYLUS	**Brand Name**	Zebra	**Model Number**	440007
ET8X MPP 2.0 ACTIVE STYLUS WITH 5 REPLACEMENT TIPS. AAAA BATTERY INCLUDED	**Brand Name**	Zebra	**Model Number**	SG-ET8X-STYLUS1-01

1.2 Product Specification of Equipment Under Test

Product Specification is subject to this standard	
Tx Frequency	LTE Band 2: 1850.7 MHz ~ 1909.3 MHz LTE Band 4: 1710.7 MHz ~ 1754.3 MHz LTE Band 5: 824.7 MHz ~ 848.3 MHz LTE Band 7: 2502.5 MHz ~ 2567.5 MHz LTE Band 12: 699.7 MHz ~ 715.3 MHz LTE Band 13: 779.5 MHz ~ 784.5 MHz LTE Band 25: 1850.7MHz ~ 1914.3 MHz LTE Band 26: 824.7MHz ~ 848.3 MHz LTE Band 38: 2572.5MHz ~ 2617.5MHz LTE Band 41: 2498.5 MHz ~ 2687.5 MHz LTE Band 41 (HPUE): 2498.5 MHz ~ 2687.5 MHz LTE Band 66: 1710.7 MHz ~ 1779.3 MHz LTE Band 71: 665.5 MHz ~ 695.5 MHz
Rx Frequency	LTE Band 2: 1930.7 MHz ~ 1989.3 MHz LTE Band 4: 2110.7 MHz ~ 2154.3 MHz LTE Band 5: 869.7 MHz ~ 893.3 MHz LTE Band 7: 2622.5MHz ~ 2687.5 MHz LTE Band 12: 729.7 MHz ~ 745.3 MHz LTE Band 13: 748.5 MHz ~ 753.5 MHz LTE Band 25: 1930.7MHz ~ 1994.3 MHz LTE Band 26: 869.7MHz ~ 893.3MHz LTE Band 38: 2572.5MHz ~ 2617.5MHz LTE Band 41: 2498.5 MHz ~ 2687.5 MHz LTE Band 41 (HPUE): 2498.5 MHz ~ 2687.5 MHz LTE Band 66: 2110.7 MHz ~ 2199.3 MHz LTE Band 71: 619.5 MHz ~ 649.5 MHz
Bandwidth	LTE Band 2: 1.4MHz / 3MHz / 5MHz / 10MHz / 15MHz / 20MHz LTE Band 4: 1.4MHz / 3MHz / 5MHz / 10MHz / 15MHz / 20MHz LTE Band 5: 1.4MHz / 3MHz / 5MHz / 10MHz / 15MHz LTE Band 7: 5MHz / 10MHz / 15MHz / 20MHz LTE Band 12: 1.4MHz / 3MHz / 5MHz / 10MHz LTE Band 13: 5MHz / 10MHz LTE Band 25: 1.4MHz / 3MHz / 5MHz / 10MHz / 15MHz / 20MHz LTE Band 26: 1.4MHz / 3MHz / 5MHz / 10MHz / 15MHz LTE Band 38: 5MHz / 10MHz / 15MHz / 20MHz LTE Band 41: 5MHz / 10MHz / 15MHz / 20MHz LTE Band 66: 1.4MHz / 3MHz / 5MHz / 10MHz / 15MHz / 20MHz LTE Band 71: 5MHz / 10MHz / 15MHz / 20MHz

Product Specification is subject to this standard	
Maximum Output Power to Antenna	LTE Band 2 : 23.37 dBm LTE Band 4 : 23.32 dBm LTE Band 5 : 23.17 dBm LTE Band 7 : 23.45 dBm LTE Band 12 : 23.17 dBm LTE Band 13 : 23.18 dBm LTE Band 25 : 23.71 dBm LTE Band 26 : 23.24 dBm LTE Band 38 : 23.28 dBm LTE Band 41 : 23.81 dBm LTE Band 66 : 23.58 dBm LTE Band 71 : 23.40 dBm
Antenna Type	Fixed Internal Antenna
Antenna Gain	**<Main>:** LTE Band 5: 1.65 dBi LTE Band 12: 2.13 dBi LTE Band 13: 2.75 dBi LTE Band 26: 1.65 dBi LTE Band 71: 1.91 dBi **<MIMO 1>:** LTE Band 2: 2.04 dBi LTE Band 4: 2.86 dBi LTE Band 7: 2.58 dBi LTE Band 25: 2.04 dBi LTE Band 38: 3.58 dBi LTE Band 41: 3.58 dBi LTE Band 66: 2.86 dBi
Type of Modulation	QPSK / 16QAM / 64QAM / 256QAM

Remark: The above EUT's information was declared by manufacturer. Please refer to Comments and Explanations in report summary.

1.3 Modification of EUT

No modifications are made to the EUT during all test items.

1.4 Emission Designator

LTE Band 2		QPSK	16QAM	64QAM	256QAM
BW (MHz)	Frequency Range (MHz)	Maximum EIRP (W)	Maximum EIRP (W)	Maximum EIRP (W)	Maximum EIRP (W)
1.4	1850.7 ~ 1909.3	0.3467	0.2812	0.2259	0.1138
3	1851.5 ~ 1908.5	0.3404	0.2805	0.2128	0.1138
5	1852.5 ~ 1907.5	0.3459	0.2799	0.2138	0.1109
10	1855.0 ~ 1905.0	0.3420	0.2812	0.2084	0.1104
15	1857.5 ~ 1902.5	0.3381	0.2825	0.2104	0.1109
20	1860.0 ~ 1900.0	0.3475	0.2851	0.2138	0.1138
LTE Band 4		QPSK	16QAM	64QAM	256QAM
BW (MHz)	Frequency Range (MHz)	Maximum EIRP (W)	Maximum EIRP (W)	Maximum EIRP (W)	Maximum EIRP (W)
1.4	1710.7 ~ 1754.3	0.4140	0.3357	0.2679	0.1340
3	1711.5 ~ 1753.5	0.4121	0.3508	0.2661	0.1368
5	1712.5 ~ 1752.5	0.4121	0.3451	0.2704	0.1349
10	1715.0 ~ 1750.0	0.4093	0.3516	0.2655	0.1358
15	1717.5 ~ 1747.5	0.4102	0.3508	0.2704	0.1355
20	1720.0 ~ 1745.0	0.4150	0.3573	0.2735	0.1337
LTE Band 5		QPSK	16QAM	64QAM	256QAM
BW (MHz)	Frequency Range (MHz)	Maximum ERP (W)	Maximum ERP (W)	Maximum ERP (W)	Maximum ERP (W)
1.4	824.7 ~ 848.3	0.1841	0.1545	0.1172	0.0612
3	825.5 ~ 847.5	0.1828	0.1552	0.1219	0.0615
5	826.5 ~ 846.5	0.1820	0.1556	0.1197	0.0615
10	829.0 ~ 844.0	0.1849	0.1574	0.1242	0.0622
LTE Band 7		QPSK	16QAM	64QAM	256QAM
BW (MHz)	Frequency Range (MHz)	Maximum EIRP (W)	Maximum EIRP (W)	Maximum EIRP (W)	Maximum EIRP (W)
5	2502.5 ~ 2567.5	0.3917	0.3404	0.2698	0.1268
10	2505.0 ~ 2565.0	0.3873	0.3412	0.2698	0.1282
15	2507.5 ~ 2562.5	0.3990	0.3412	0.2636	0.1276
20	2510.0 ~ 2560.0	0.4009	0.3467	0.2704	0.1276
LTE Band 12		QPSK	16QAM	64QAM	256QAM
BW (MHz)	Frequency Range (MHz)	Maximum ERP (W)	Maximum ERP (W)	Maximum ERP (W)	Maximum ERP (W)
1.4	699.7 ~ 715.3	0.2032	0.1648	0.1309	0.0698
3	700.5 ~ 714.5	0.2032	0.1722	0.1318	0.0676
5	701.5 ~ 713.5	0.2042	0.1726	0.1321	0.0698
10	704.0 ~ 711.0	0.2065	0.1738	0.1358	0.0703
LTE Band 13		QPSK	16QAM	64QAM	256QAM
BW (MHz)	Frequency Range (MHz)	Maximum ERP (W)	Maximum ERP (W)	Maximum ERP (W)	Maximum ERP (W)
5	779.5 ~ 784.5	0.2366	0.2028	0.1549	0.0804
10	782.0	0.2388	0.2042	0.1596	0.0800

LTE Band 25		QPSK	16QAM	64QAM	256QAM
BW (MHz)	Frequency Range (MHz)	Maximum EIRP (W)	Maximum EIRP (W)	Maximum EIRP (W)	Maximum EIRP (W)
1.4	1850.7 ~ 1914.3	0.3750	0.3013	0.2410	0.1135
3	1851.5 ~ 1913.5	0.3724	0.3148	0.2421	0.1119
5	1852.5 ~ 1912.5	0.3664	0.3141	0.2410	0.1119
10	1855.0 ~ 1910.0	0.3664	0.3126	0.2438	0.1109
15	1857.5 ~ 1907.5	0.3664	0.3126	0.2366	0.1104
20	1860.0 ~ 1905.0	0.3758	0.3214	0.2449	0.1114
LTE Band 26		**QPSK**	**16QAM**	**64QAM**	**256QAM**
BW (MHz)	**Frequency Range (MHz)**	**Maximum ERP (W)**	**Maximum ERP (W)**	**Maximum ERP (W)**	**Maximum ERP (W)**
1.4	824.7 ~ 848.3	0.1879	0.1507	0.1172	0.0619
3	825.5 ~ 847.5	0.1854	0.1538	0.1199	0.0600
5	826.5 ~ 846.5	0.1862	0.1510	0.1202	0.0611
10	829.0 ~ 844.0	0.1858	0.1542	0.1183	0.0615
15	831.5 ~ 841.5	0.1866	0.1545	0.1191	0.0628
LTE Band 38		**QPSK**	**16QAM**	**64QAM**	**256QAM**
BW (MHz)	**Frequency Range (MHz)**	**Maximum EIRP (W)**	**Maximum EIRP (W)**	**Maximum EIRP (W)**	**Maximum EIRP (W)**
5	2572.5 ~ 2617.5	0.4753	0.4198	0.3133	0.1622
10	2575.0 ~ 2615.0	0.4742	0.4159	0.3199	0.1585
15	2577.5 ~ 2612.5	0.4710	0.4169	0.3206	0.1614
20	2580.0 ~ 2610.0	0.4853	0.4236	0.3221	0.1592
LTE Band 41		**QPSK**	**16QAM**	**64QAM**	**256QAM**
BW (MHz)	**Frequency Range (MHz)**	**Maximum EIRP (W)**	**Maximum EIRP (W)**	**Maximum EIRP (W)**	**Maximum EIRP (W)**
5	2498.5 ~ 2687.5	0.5284	0.4375	0.3404	0.1596
10	2501.0 ~ 2685.0	0.5458	0.4375	0.3319	0.1596
15	2503.5 ~ 2682.5	0.5272	0.4406	0.3319	0.1592
20	2506.0 ~ 2680.0	0.5483	0.4467	0.3420	0.1603
LTE Band 66		**QPSK**	**16QAM**	**64QAM**	**256QAM**
BW (MHz)	**Frequency Range (MHz)**	**Maximum EIRP (W)**	**Maximum EIRP (W)**	**Maximum EIRP (W)**	**Maximum EIRP (W)**
1.4	1710.7 ~ 1779.3	0.4325	0.3475	0.2812	0.1374
3	1711.5 ~ 1778.5	0.4375	0.3673	0.2864	0.1340
5	1712.5 ~ 1777.5	0.4295	0.3648	0.2812	0.1346
10	1715.0 ~ 1775.0	0.4305	0.3639	0.2884	0.1343
15	1717.5 ~ 1772.5	0.4375	0.3656	0.2825	0.1343
20	1720.0 ~ 1770.0	0.4406	0.3724	0.2884	0.1371
LTE Band 71		**QPSK**	**16QAM**	**64QAM**	**256QAM**
BW (MHz)	**Frequency Range (MHz)**	**Maximum ERP (W)**	**Maximum ERP (W)**	**Maximum ERP (W)**	**Maximum ERP (W)**
5	665.5 ~ 695.5	0.2051	0.1734	0.1324	0.0729
10	668.0 ~ 693.0	0.2037	0.1766	0.1340	0.0705
15	670.5 ~ 690.5	0.2032	0.1762	0.1337	0.0706
20	673.0 ~ 688.0	0.2070	0.1782	0.1365	0.0735

1.5 Testing Location

Test Site	Sporton International Inc. EMC & Wireless Communications Laboratory
Test Site Location	No.52, Huaya 1st Rd., Guishan Dist., Taoyuan City 333, Taiwan (R.O.C.) TEL: +886-3-327-3456 FAX: +886-3-328-4978
Test Site No.	**Sporton Site No.**
	TH03-HY
Test Engineer	George Chen
Temperature (℃)	21.8~24.5
Relative Humidity (%)	52.4~58.6

Test Site	Sporton International Inc. Wensan Laboratory
Test Site Location	No.58, Aly. 75, Ln. 564, Wenhua 3rd, Rd., Guishan Dist., Taoyuan City 333010, Taiwan (R.O.C.) TEL: +886-3-327-0868 FAX: +886-3-327-0855
Test Site No.	**Sporton Site No.**
	03CH12-HY (TAF Code: 3786)
Test Engineer	Jack Cheng, Lance Chiang and Chuan Chu
Temperature (℃)	22.3~26.4
Relative Humidity (%)	58~66
Remark	The Radiated Spurious Emission test item subcontracted to Sporton International Inc. Wensan Laboratory

Note: The test site complies with ANSI C63.4 2014 requirement.

FCC Designation No.: TW1190 and TW3786

1.6 Applicable Standards

According to the specifications of the manufacturer, the EUT must comply with the requirements of the following standards:

- ANSI C63.26-2015
- ANSI / TIA-603-E
- FCC 47 CFR Part 2, 22(H), 24(E), 27
- FCC KDB 971168 D01 Power Meas. License Digital Systems v03r01
- FCC KDB 412172 D01 Determining ERP and EIRP v01r01
- FCC KDB 414788 D01 Radiated Test Site v01r01.

Remark:

1. All test items were verified and recorded according to the standards and without any deviation during the test.
2. This EUT has also been tested and complied with the requirements of FCC Part 15, Subpart B, recorded in a separate test report.
3. The TAF code is not including all the FCC KDB listed without accreditation.

2 Test Configuration of Equipment Under Test

2.1 Test Mode

Antenna port conducted and radiated test items listed below are performed according to KDB 971168 D01 Power Meas. License Digital Systems v03r01 with maximum output power.

For radiated measurement, the measured emission level of the EUT was maximized by rotating the EUT on a turntable, adjusting the orientation of the EUT and EUT antenna in three orthogonal axis (X: flat, Y: portrait, Z: landscape), and adjusting the measurement antenna orientation, following C63.26 exploratory test procedures and find (**<Sample 1>:** X Plane with Accessory for LTE Band 4, 12, 13, 26, 41; Y Plane with Accessory for LTE Band 2, 7, 25, 38, 66, 71; Y Plane without Accessory for LTE Band 5; **<Sample 2>:** X Plane with Accessory for LTE Band 26; Z Plane with Accessory for LTE Band 2) as worst plane.

Test Items	Band	Bandwidth (MHz)						Modulation				RB #			Test Channel		
		1.4	3	5	10	15	20	QPSK	16QAM	64QAM	256QAM	1	Half	Full	L	M	H
Max. Output Power	2	v	v	v	v	v	v	v	v	v	v	v	v	v	v	v	v
	4	v	v	v	v	v	v	v	v	v	v	v	v	v	v	v	v
	5	v	v	v	v	-	-	v	v	v	v	v	v	v	v	v	v
	7	-	-	v	v	v	v	v	v	v	v	v	v	v	v	v	v
	12	v	v	v	v	-	-	v	v	v	v	v	v	v	v	v	v
	13	-	-	v	v	-	-	v	v	v	v	v	v	v	v	v	v
	25	v	v	v	v	v	v	v	v	v	v	v	v	v	v	v	v
	26	v	v	v	v	v	-	v	v	v	v	v	v	v	v	v	v
	38	-	-	v	v	v	v	v	v	v	v	v	v	v	v	v	v
	41	-	-	v	v	v	v	v	v	v	v	v	v	v	v	v	v
	66	v	v	v	v	v	v	v	v	v	v	v	v	v	v	v	v
	71	-	-	v	v	v	v	v	v	v	v	v	v	v	v	v	v

Test Items	Band	Bandwidth (MHz)						Modulation				RB #			Test Channel		
		1.4	3	5	10	15	20	QPSK	16QAM	64QAM	256QAM	1	Half	Full	L	M	H
E.R.P / E.I.R.P	2	v	v	v	v	v	v	v	v	v	v	Max. Power					
	4	v	v	v	v	v	v	v	v	v	v						
	5	v	v	v	v	-	-	v	v	v	v						
	7	-	-	v	v	v	v	v	v	v	v						
	12	v	v	v	v	-	-	v	v	v	v						
	13	-	-	v	v	-	-	v	v	v	v						
	25	v	v	v	v	v	v	v	v	v	v						
	26	v	v	v	v	v	-	v	v	v	v						
	38	-	-	v	v	v	v	v	v	v	v						
	41	-	-	v	v	v	v	v	v	v	v						
	66	v	v	v	v	v	v	v	v	v	v						
	71	-	-	v	v	v	v	v	v	v	v						
Radiated Spurious Emission	2						v	v				v			v	v	v
	4						v	v				v			v	v	v
	5				v	-	-	v				v			v	v	v
	7	-	-				v	v				v			v	v	v
	12				v	-	-	v				v			v	v	v
	13	-	-	v	v	-	-	v				v			v	v	v
	25						v	v				v			v	v	v
	26					v	-	v				v			v	v	v
	38	-	-				v	v				v			v	v	v
	41	-	-				v	v				v			v	v	v
	66						v	v				v			v	v	v
	71	-	-				v	v				v			v	v	v
Remark	1. The mark "**v** " means that this configuration is chosen for testing 2. The mark "-" means that this bandwidth is not supported. 3. The device is investigated from 30MHz to 10 times of fundamental signal for radiated spurious emission test under different RB size/offset and modulations in exploratory test. Subsequently, only the worst case emissions are reported.																

2.2 Connection Diagram of Test System

<EUT with Accessory>

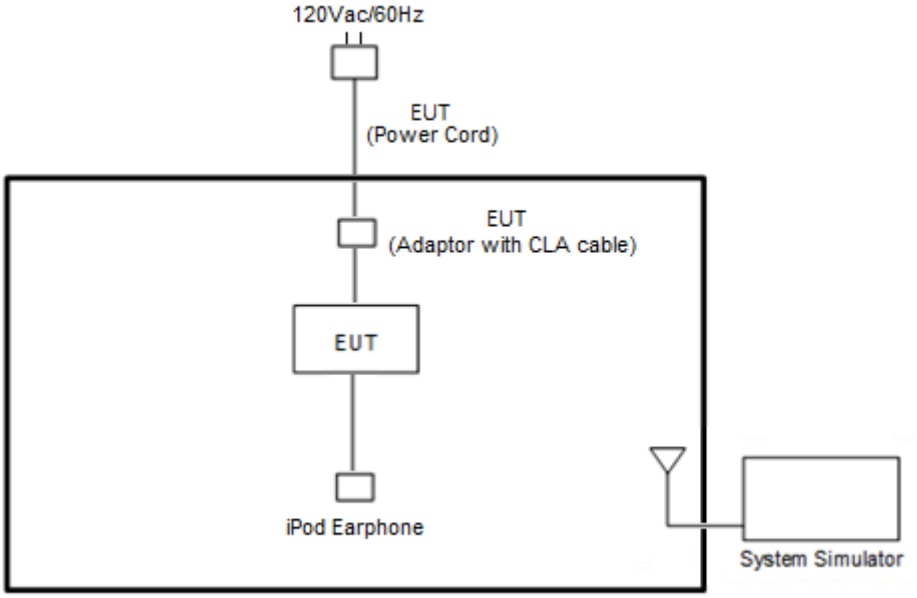

<EUT without Accessory>

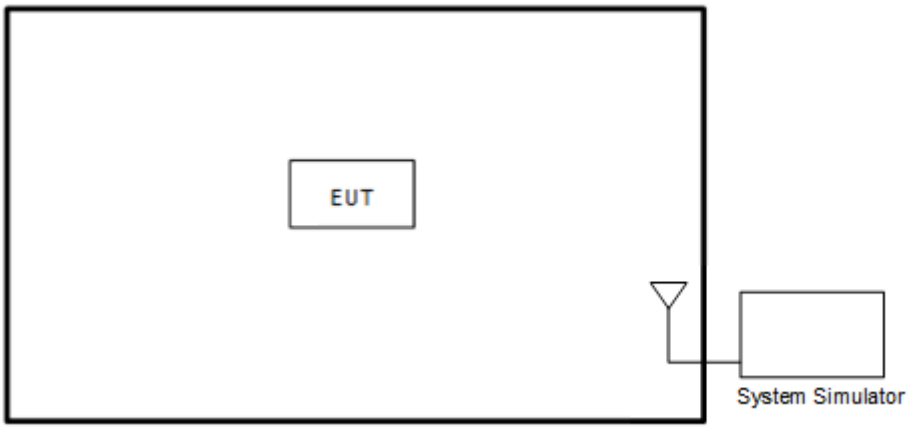

2.3 Support Unit used in test configuration and system

Item	Equipment	Brand Name	Model No.	FCC ID	Data Cable	Power Cord
1.	System Simulator	Anritsu	MT8821C	N/A	N/A	Unshielded, 1.8 m
2.	iPod Earphone	Apple	N/A	Verification	Unshielded, 1.0 m	N/A

2.4 Frequency List of Low/Middle/High Channels

LTE Band 2 Channel and Frequency List				
BW [MHz]	**Channel/Frequency(MHz)**	**Lowest**	**Middle**	**Highest**
20	Channel	18700	18900	19100
	Frequency	1860	1880	1900
15	Channel	18675	18900	19125
	Frequency	1857.5	1880	1902.5
10	Channel	18650	18900	19150
	Frequency	1855	1880	1905
5	Channel	18625	18900	19175
	Frequency	1852.5	1880	1907.5
3	Channel	18615	18900	19185
	Frequency	1851.5	1880	1908.5
1.4	Channel	18607	18900	19193
	Frequency	1850.7	1880	1909.3

LTE Band 4 Channel and Frequency List				
BW [MHz]	**Channel/Frequency(MHz)**	**Lowest**	**Middle**	**Highest**
20	Channel	20050	20175	20300
	Frequency	1720	1732.5	1745
15	Channel	20025	20175	20325
	Frequency	1717.5	1732.5	1747.5
10	Channel	20000	20175	20350
	Frequency	1715	1732.5	1750
5	Channel	19975	20175	20375
	Frequency	1712.5	1732.5	1752.5
3	Channel	19965	20175	20385
	Frequency	1711.5	1732.5	1753.5
1.4	Channel	19957	20175	20393
	Frequency	1710.7	1732.5	1754.3

LTE Band 5 Channel and Frequency List				
BW [MHz]	Channel/Frequency(MHz)	Lowest	Middle	Highest
10	Channel	20450	20525	20600
	Frequency	829	836.5	844
5	Channel	20425	20525	20625
	Frequency	826.5	836.5	846.5
3	Channel	20415	20525	20635
	Frequency	825.5	836.5	847.5
1.4	Channel	20407	20525	20643
	Frequency	824.7	836.5	848.3

LTE Band 7 Channel and Frequency List				
BW [MHz]	Channel/Frequency(MHz)	Lowest	Middle	Highest
20	Channel	20850	21100	21350
	Frequency	2510	2535	2560
15	Channel	20825	21100	21375
	Frequency	2507.5	2535	2562.5
10	Channel	20800	21100	21400
	Frequency	2505	2535	2565
5	Channel	20775	21100	21425
	Frequency	2502.5	2535	2567.5

LTE Band 12 Channel and Frequency List				
BW [MHz]	Channel/Frequency(MHz)	Lowest	Middle	Highest
10	Channel	23060	23095	23130
	Frequency	704	707.5	711
5	Channel	23035	23095	23155
	Frequency	701.5	707.5	713.5
3	Channel	23025	23095	23165
	Frequency	700.5	707.5	714.5
1.4	Channel	23017	23095	23173
	Frequency	699.7	707.5	715.3

LTE Band 13 Channel and Frequency List				
BW [MHz]	Channel/Frequency(MHz)	Lowest	Middle	Highest
10	Channel	-	23230	-
	Frequency	-	782	-
5	Channel	23205	23230	23255
	Frequency	779.5	782	784.5

LTE Band 25 Channel and Frequency List				
BW [MHz]	Channel/Frequency(MHz)	Lowest	Middle	Highest
20	Channel	26140	26340	26590
	Frequency	1860	1880	1905
15	Channel	26115	26340	26615
	Frequency	1857.5	1880	1907.5
10	Channel	26090	26340	26640
	Frequency	1855	1880	1910
5	Channel	26065	26340	26665
	Frequency	1852.5	1880	1912.5
3	Channel	26055	26340	26675
	Frequency	1851.5	1880	1913.5
1.4	Channel	26047	26340	26683
	Frequency	1850.7	1880	1914.3

LTE Band 26 Channel and Frequency List				
BW [MHz]	Channel/Frequency(MHz)	Lowest	Middle	Highest
15	Channel	26865	26915	26965
	Frequency	831.5	836.5	841.5
10	Channel	26840	26915	26990
	Frequency	829.0	836.5	844.0
5	Channel	26815	26915	27015
	Frequency	826.5	836.5	846.5
3	Channel	26805	26915	27025
	Frequency	825.5	836.5	847.5
1.4	Channel	26797	26915	27033
	Frequency	824.7	836.5	848.3

LTE Band 38 Channel and Frequency List				
BW [MHz]	Channel/Frequency(MHz)	Lowest	Middle	Highest
20	Channel	37850	38000	38150
	Frequency	2580.0	2595.0	2610.0
15	Channel	37825	38000	38175
	Frequency	2577.5	2595.0	2612.5
10	Channel	37800	38000	38200
	Frequency	2575.0	2595.0	2615.0
5	Channel	37775	38000	38225
	Frequency	2572.5	2595.0	2617.5

LTE Band 41 Channel and Frequency List				
BW [MHz]	Channel/Frequency(MHz)	Lowest	Middle	Highest
20	Channel	39750	40620	41490
	Frequency	2506.0	2593.0	2680.0
15	Channel	39725	40620	41515
	Frequency	2503.5	2593.0	2682.5
10	Channel	39700	40620	41540
	Frequency	2501.0	2593.0	2685.0
5	Channel	39675	40620	41565
	Frequency	2498.5	2593.0	2687.5

LTE Band 66 Channel and Frequency List				
BW [MHz]	Channel/Frequency(MHz)	Lowest	Middle	Highest
20	Channel	132072	132322	132572
	Frequency	1720	1745	1770
15	Channel	132047	132322	132597
	Frequency	1717.5	1745	1772.5
10	Channel	132022	132322	132622
	Frequency	1715	1745	1775
5	Channel	131997	132322	132647
	Frequency	1712.5	1745	1777.5
3	Channel	131987	132322	132657
	Frequency	1711.5	1745	1778.5
1.4	Channel	131979	132322	132665
	Frequency	1710.7	1745	1779.3

LTE Band 71 Channel and Frequency List				
BW [MHz]	Channel/Frequency(MHz)	Lowest	Middle	Highest
20	Channel	133222	133297	133372
	Frequency	673.0	680.5	688.0
15	Channel	133197	133297	133397
	Frequency	670.5	680.5	690.5
10	Channel	133172	133297	133422
	Frequency	668.0	680.5	693.0
5	Channel	133147	133297	133447
	Frequency	665.5	680.5	695.5

LTE Band 2C Channel and Frequency List_CA					
BW [MHz]	Channel/Frequency(MHz)		Lowest	Middle	Highest
5 + 20	PCC	Channel	18633	18808	18983
		Frequency	1853.3	1870.8	1888.3
	SCC	Channel	18750	18925	19100
		Frequency	1865	1882.5	1900
20 + 5	PCC	Channel	18700	18875	19050
		Frequency	1860	1877.5	1895
	SCC	Channel	18817	18992	19167
		Frequency	1871.7	1889.2	1906.7
10 + 15	PCC	Channel	18653	18829	19005
		Frequency	1855.3	1872.9	1890.5
	SCC	Channel	18773	18949	19100
		Frequency	1867.3	1884.9	1900
15 + 10	PCC	Channel	18675	18851	19027
		Frequency	1857.5	1875.1	1892.7
	SCC	Channel	18795	18971	19147
		Frequency	1869.5	1887.1	1904.7
10 + 20	PCC	Channel	18655	18806	18956
		Frequency	1855.5	1870.6	1885.6
	SCC	Channel	18799	18950	19100
		Frequency	1869.9	1885	1900

LTE Band 2C Channel and Frequency List_CA					
BW [MHz]	Channel/Frequency(MHz)		Lowest	Middle	Highest
20 + 10	PCC	Channel	18700	18851	19001
		Frequency	1860	1875.1	1890.1
	SCC	Channel	18844	18995	19145
		Frequency	1874.4	1889.5	1904.5
15 + 15	PCC	Channel	18675	18825	18975
		Frequency	1857.5	1872.5	1887.5
	SCC	Channel	18825	18975	19125
		Frequency	1872.5	1887.5	1902.5
15 + 20	PCC	Channel	18678	18803	18929
		Frequency	1857.8	1870.3	1882.9
	SCC	Channel	18849	18974	19100
		Frequency	1874.9	1887.4	1900
20 + 15	PCC	Channel	18700	18826	18951
		Frequency	1860	1872.6	1885.1
	SCC	Channel	18871	18997	19122
		Frequency	1877.1	1889.7	1902.2
20 + 20	PCC	Channel	18700	18801	18902
		Frequency	1860	1870.1	1880.2
	SCC	Channel	18898	18999	19100
		Frequency	1879.8	1889.9	1900

LTE Band 5B Channel and Frequency List_CA					
BW [MHz]	Channel/Frequency(MHz)		Lowest	Middle	Highest
5 + 10	PCC	Channel	20428	20478	20528
		Frequency	826.8	831.8	836.8
	SCC	Channel	20500	20550	20600
		Frequency	834.0	839.0	844.0
10 + 5	PCC	Channel	20450	20500	20550
		Frequency	829.0	834.0	839.0
	SCC	Channel	20522	20572	20622
		Frequency	836.2	841.2	846.2
10 + 10	PCC	Channel	20450	20476	20501
		Frequency	829.0	831.6	834.1
	SCC	Channel	20549	20575	20600
		Frequency	838.9	841.5	844.0

LTE Band 7C Channel and Frequency List_CA					
BW [MHz]	Channel/Frequency(MHz)		Lowest	Middle	Highest
20 + 20	PCC	Channel	20850	21001	21152
		Frequency	2510.0	2525.1	2540.2
	SCC	Channel	21048	21199	21350
		Frequency	2529.8	2544.9	2560.0
20 + 15	PCC	Channel	20850	21026	21201
		Frequency	2510.0	2527.6	2545.1
	SCC	Channel	21021	21197	21372
		Frequency	2527.1	2544.7	2562.2
15 + 20	PCC	Channel	20828	21003	21179
		Frequency	2507.8	2525.3	2542.9
	SCC	Channel	20999	21174	21350
		Frequency	2524.9	2542.4	2560.0
20 + 10	PCC	Channel	20850	21051	21251
		Frequency	2510.0	2530.1	2550.1
	SCC	Channel	20994	21195	21395
		Frequency	2524.4	2544.5	2564.5

LTE Band 7C Channel and Frequency List_CA					
BW [MHz]	Channel/Frequency(MHz)		Lowest	Middle	Highest
10 + 20	PCC	Channel	20805	21006	21206
		Frequency	2505.5	2525.6	2545.6
	SCC	Channel	20949	21150	21350
		Frequency	2519.9	2540.0	2560.0
15 + 15	PCC	Channel	20825	21025	21225
		Frequency	2507.5	2527.5	2547.5
	SCC	Channel	20975	21175	21375
		Frequency	2522.5	2542.5	2562.5
15 + 10	PCC	Channel	20825	21051	21277
		Frequency	2507.5	2530.1	2552.7
	SCC	Channel	20945	21171	21397
		Frequency	2519.5	2542.1	2564.7

LTE Band 38C Channel and Frequency List_CA					
BW [MHz]	Channel/Frequency(MHz)		Lowest	Middle	Highest
15 + 15	PCC	Channel	37825	37925	38025
		Frequency	2577.5	2587.5	2597.5
	SCC	Channel	37975	38075	38175
		Frequency	2592.5	2602.5	2612.5
20 + 20	PCC	Channel	37850	37901	37952
		Frequency	2580.0	2585.1	2590.2
	SCC	Channel	38048	38099	38150
		Frequency	2599.8	2604.9	2610

LTE Band 41C Channel and Frequency List_CA					
BW [MHz]	Channel/Frequency(MHz)		Lowest	Middle	Highest
20 + 20	PCC	Channel	39750	40521	41292
		Frequency	2506.0	2583.1	2660.2
	SCC	Channel	39948	40719	41490
		Frequency	2525.8	2602.9	2680.0
20 + 15	PCC	Channel	39750	40546	41341
		Frequency	2506.0	2585.6	2665.1
	SCC	Channel	39921	40717	41512
		Frequency	2523.1	2602.7	2682.2
15 + 20	PCC	Channel	39728	40523	41319
		Frequency	2503.8	2593.3	2662.9
	SCC	Channel	39899	40694	41490
		Frequency	2520.9	2600.4	2680.0
20 + 10	PCC	Channel	39750	40571	41391
		Frequency	2506.0	2588.1	2670.1
	SCC	Channel	39894	40715	41535
		Frequency	2520.4	2602.5	2684.5
10 + 20	PCC	Channel	39705	40526	41346
		Frequency	2501.5	2583.6	2665.6
	SCC	Channel	39849	40670	41490
		Frequency	2515.9	2598.0	2680.0
20 + 5	PCC	Channel	39750	40595	41440
		Frequency	2506.0	2590.5	2675.0
	SCC	Channel	39867	40712	41557
		Frequency	2517.7	2602.2	2686.7
5 + 20	PCC	Channel	39683	40528	41373
		Frequency	2499.3	2583.8	2668.3
	SCC	Channel	39800	40645	41490
		Frequency	2511.0	2595.5	2680.0
15 + 15	PCC	Channel	39725	40545	41365
		Frequency	2503.5	2585.5	2667.5
	SCC	Channel	39875	40695	41515
		Frequency	2518.5	2600.5	2682.5

LTE Band 41C Channel and Frequency List_CA					
BW [MHz]	Channel/Frequency(MHz)		Lowest	Middle	Highest
10 + 15	PCC	Channel	39703	40549	41395
		Frequency	2501.3	2585.9	2670.5
	SCC	Channel	39823	40669	41515
		Frequency	2513.3	2597.9	2682.5
15 + 10	PCC	Channel	39725	40571	41417
		Frequency	2503.5	2588.1	2672.7
	SCC	Channel	39845	40691	41537
		Frequency	2515.5	2600.1	2684.7

LTE Band 66C Channel and Frequency List_CA					
BW [MHz]	Channel/Frequency(MHz)		Lowest	Middle	Highest
10 + 15	PCC	Channel	132025	132351	132477
		Frequency	1715.3	1747.9	1760.5
	SCC	Channel	132145	133371	132597
		Frequency	1727.3	1759.9	1772.5
15 + 10	PCC	Channel	132047	132373	132499
		Frequency	1717.5	1750.1	1762.7
	SCC	Channel	132167	133393	132619
		Frequency	1729.5	1761.1	1774.7
10 + 20	PCC	Channel	132027	132328	132428
		Frequency	1715.5	1745.6	1755.6
	SCC	Channel	131171	133372	132572
		Frequency	1729.9	1760.0	1770.0
20 + 10	PCC	Channel	132072	132373	132473
		Frequency	1720.0	1750.1	1760.1
	SCC	Channel	132216	133417	132617
		Frequency	1734.4	1764.5	1774.5
15 + 15	PCC	Channel	132047	132347	132447
		Frequency	1717.5	1747.5	1757.5
	SCC	Channel	132197	133397	132597
		Frequency	1732.5	1762.5	1772.5

LTE Band 66C Channel and Frequency List_CA					
BW [MHz]	Channel/Frequency(MHz)		Lowest	Middle	Highest
15 + 20	PCC	Channel	132050	132325	132401
		Frequency	1717.8	1745.3	1752.9
	SCC	Channel	132221	133396	132572
		Frequency	1734.9	1762.4	1770.0
20 + 15	PCC	Channel	132072	132348	132423
		Frequency	1720.0	1747.6	1755.1
	SCC	Channel	132243	133419	132594
		Frequency	1737.1	1764.7	1772.2
20 + 5	PCC	Channel	132072	132397	132522
		Frequency	1720.0	1752.5	1765.0
	SCC	Channel	132189	133414	132639
		Frequency	1731.7	1764.2	1776.7
5 + 20	PCC	Channel	132005	132330	132455
		Frequency	1713.3	1745.8	1758.3
	SCC	Channel	132122	132447	132572
		Frequency	1725.0	1757.5	1770.0
20 + 20	PCC	Channel	132072	132323	132374
		Frequency	1720.0	1745.1	1750.2
	SCC	Channel	132270	133421	132572
		Frequency	1739.8	1764.9	1770.0

3 Conducted Test Items

3.1 Measuring Instruments

See list of measuring instruments of this test report.

3.1.1 Test Setup

3.1.2 Conducted Output Power



3.1.3 Test Result of Conducted Test

Please refer to Appendix A.

3.2 Conducted Output Power and ERP/EIRP

3.2.1 Description of the Conducted Output Power Measurement and ERP/EIRP Measurement

A system simulator was used to establish communication with the EUT. Its parameters were set to force the EUT transmitting at maximum output power. The measured power in the radio frequency on the transmitter output terminals shall be reported.

The ERP of mobile transmitters must not exceed 7 Watts for LTE Band 5 and Band 26

The ERP of mobile transmitters must not exceed 3 Watts for LTE Band 12 and Band 13 and Band 71

The EIRP of mobile transmitters must not exceed 2 Watts for LTE Band 2 and Band 25 and Band 7 and Band 38 and Band 41

The EIRP of mobile transmitters must not exceed 1 Watts for LTE Band 4 and Band 66

According to KDB 412172 D01 Power Approach,

EIRP = $P_T + G_T – L_C$, ERP = EIRP -2.15, where

P_T = transmitter output power in dBm

G_T = gain of the transmitting antenna in dBi

L_C = signal attenuation in the connecting cable between the transmitter and antenna in dB

3.2.2 Test Procedures

1. The transmitter output port was connected to the system simulator.
2. Set EUT at maximum power through the system simulator.
3. Select lowest, middle, and highest channels for each band and different modulation.
4. Measure and record the power level from the system simulator.

4 Radiated Test Items

4.1 Measuring Instruments

See list of measuring instruments of this test report.

4.1.1 Test Setup

For radiated test below 30MHz

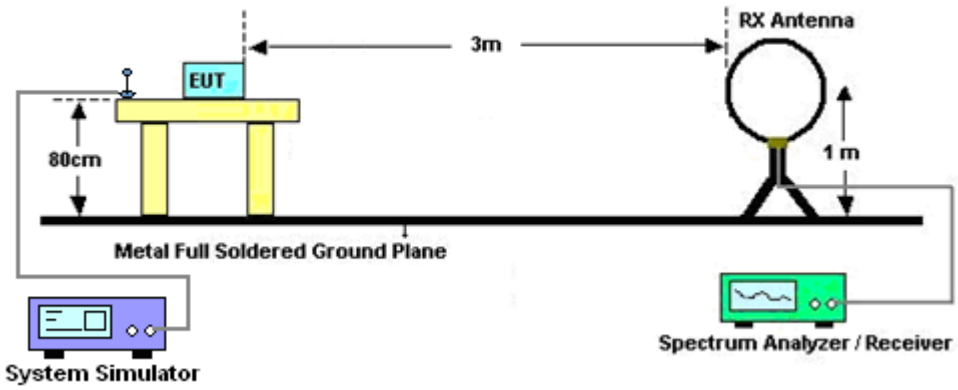

For radiated test from 30MHz to 1GHz

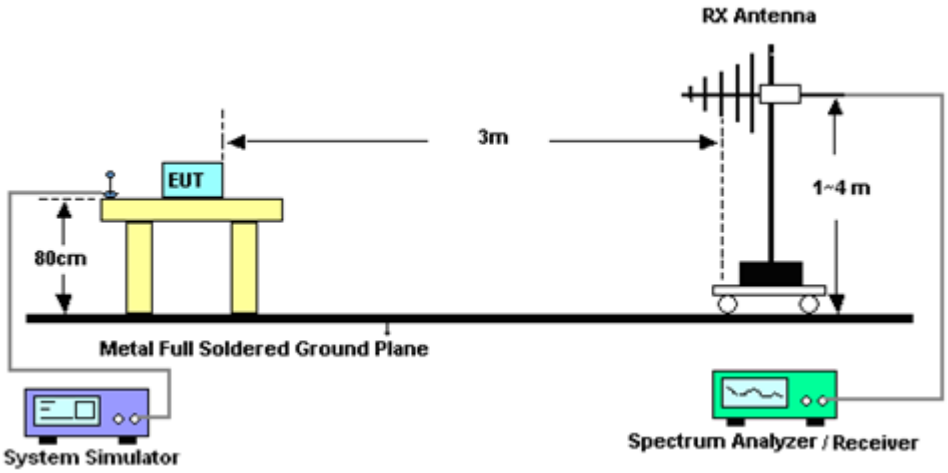

For radiated test from 1GHz to 18GHz

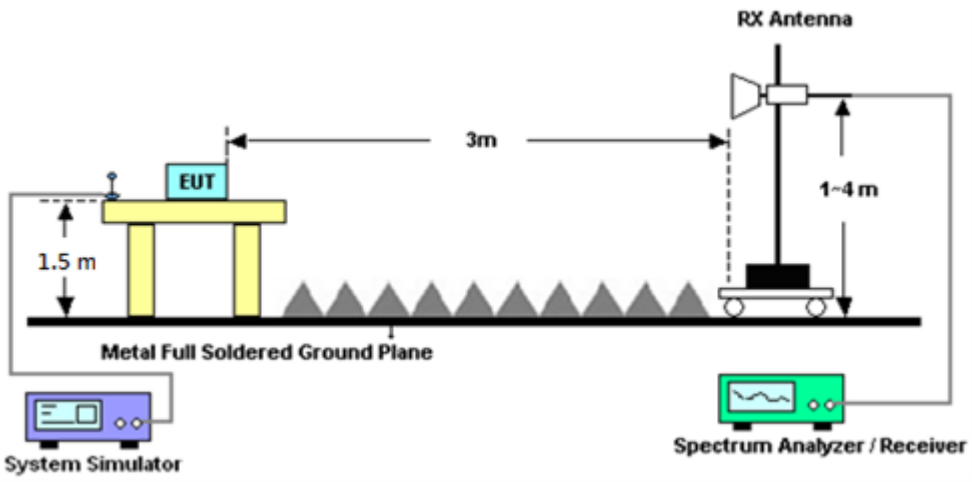

For radiated test above 18GHz

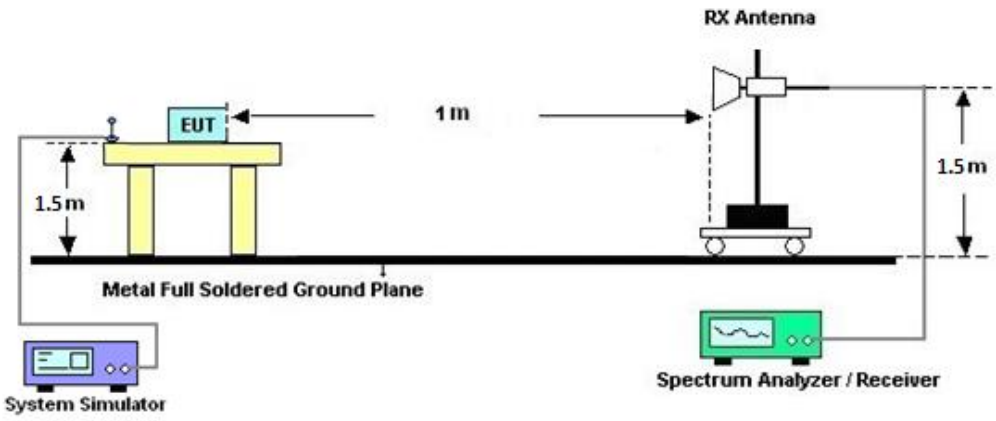

4.1.2 Test Result of Radiated Test

Please refer to Appendix B.

Note:

The low frequency, which started from 9 kHz to 30MHz, was pre-scanned and the result which was 20dB lower than the limit line was not reported.

There is adequate comparison measurement of both open-field test site and alternative test site - semi-Anechoic chamber according to 414788 D01 Radiated Test Site v01r01, and the result came out very similar.

4.2 Radiated Spurious Emission Measurement

4.2.1 Description of Radiated Spurious Emission Measurement

The radiated spurious emission was measured by substitution method according to ANSI / TIA-603-E. The power of any emission outside of the authorized operating frequency ranges must be attenuated below the transmitter power (P) by a factor of at least 43 + 10 log (P) dB.

For LTE Band 7, 38, 41

The power of any emission outside of the authorized operating frequency ranges must be attenuated below the transmitter power (P) by a factor of at least 55 + 10 log (P) dB.

For LTE Band 13

For operations in the 746-758 MHz, 775-788 MHz, and 805-806 MHz bands, emissions in the band 1559-1610 MHz shall be limited to −70 dBW/MHz equivalent isotropically radiated power (EIRP) for wideband signals, and −80 dBW EIRP for discrete emissions of less than 700 Hz bandwidth.

The spectrum is scanned from 30 MHz up to a frequency including its 10th harmonic.

4.2.2 Test Procedures

The testing follows FCC KDB 971168 D01 v03r01 Section 7 and ANSI / TIA-603-E Section 2.2.12.

1. The EUT was placed on a turntable with 0.8 meter for frequency below 1GHz and 1.5 meter for frequency above 1GHz respectively above ground.
2. The EUT was set 3 meters from the receiving antenna, which was mounted on the antenna tower.
3. The table was rotated 360 degrees to determine the position of the highest spurious emission.
4. The height of the receiving antenna is varied between one meter and four meters to search the maximum spurious emission for both horizontal and vertical polarizations.
5. Make the measurement with the spectrum analyzer's RBW = 1MHz, VBW = 3MHz, taking the record of maximum spurious emission.
6. A horn antenna was substituted in place of the EUT and was driven by a signal generator.
7. Tune the output power of signal generator to the same emission level with EUT maximum spurious emission.
8. Taking the record of output power at antenna port.
9. Repeat step 7 to step 8 for another polarization.
10. The RF fundamental frequency should be excluded against the limit line in the operating frequency band.

    The limit line is derived from 43 + 10log(P)dB below the transmitter power P(Watts)

    For LTE Band 7, 38, 41

    The limit line is derived from 55 + 10log(P)dB below the transmitter power P(Watts)

    EIRP (dBm) = S.G. Power – Tx Cable Loss + Tx Antenna Gain

    ERP (dBm) = EIRP - 2.15

5 List of Measuring Equipment

Instrument	Brand Name	Model No.	Serial No.	Characteristics	Calibration Date	Test Date	Due Date	Remark
Loop Antenna	Rohde & Schwarz	HFH2-Z2	100315	9 kHz~30 MHz	Jan. 07, 2022	Jan. 13, 2022~ Jan. 29, 2022	Jan. 06, 2023	Radiation (03CH12-HY)
Bilog Antenna	TESEQ	CBL 6111D & 00800N1D01N -06	37059 & 01	30MHz~1GHz	Oct. 09, 2021	Jan. 13, 2022~ Jan. 29, 2022	Oct. 08, 2022	Radiation (03CH12-HY)
Bilog Antenna	TESEQ	CBL 6111D & N-6-06	35414 & AT-N0602	30MHz~1GHz	Oct. 09, 2021	Jan. 13, 2022~ Jan. 29, 2022	Oct. 08, 2022	Radiation (03CH12-HY)
Horn Antenna	SCHWARZBECK	BBHA 9120 D	9120D-1326	1GHz~18GHz	Oct. 25, 2021	Jan. 13, 2022~ Jan. 29, 2022	Oct. 24, 2022	Radiation (03CH12-HY)
Horn Antenna	SCHWARZBECK	BBHA 9120 D	9120D-1212	1GHz~18GHz	May 18, 2021	Jan. 13, 2022~ Jan. 29, 2022	May 17, 2022	Radiation (03CH12-HY)
SHF-EHF Horn Antenna	SCHWARZBECK	BBHA 9170	BBHA917025 1	18GHz~40GHz	Nov. 30, 2021	Jan. 13, 2022~ Jan. 29, 2022	Nov. 29, 2022	Radiation (03CH12-HY)
SHF-EHF Horn Antenna	SCHWARZBECK	BBHA 9170	BBHA917057 6	18GHz~40GHz	May 21, 2021	Jan. 13, 2022~ Jan. 29, 2022	May 20, 2022	Radiation (03CH12-HY)
Preamplifier	COM-POWER	PA-103	161075	10MHz~1GHz	Mar. 24, 2021	Jan. 13, 2022~ Jan. 29, 2022	Mar. 23, 2022	Radiation (03CH12-HY)
Preamplifier	Aglient	8449B	3008A02375	1GHz~26.5GHz	May 25, 2021	Jan. 13, 2022~ Jan. 29, 2022	May 24, 2022	Radiation (03CH12-HY)
Preamplifier	E-INSTRUMENT TECH LTD.	ERA-100M-18 G-56-01-A70	EC1900249	1GHz~18GHz	Dec. 22, 2021	Jan. 13, 2022~ Jan. 29, 2022	Dec. 21, 2022	Radiation (03CH12-HY)
Preamplifier	EMEC	EM18G40G	060801	18GHz~40GHz	Jun. 22, 2021	Jan. 13, 2022~ Jan. 29, 2022	Jun. 21, 2022	Radiation (03CH12-HY)
Spectrum Analyzer	Agilent	N9010B	MY60240520	10Hz~44GHz	Dec. 23, 2021	Jan. 13, 2022~ Jan. 29, 2022	Dec. 22, 2022	Radiation (03CH12-HY)
RF Cable	HUBER + SUHNER	SUCOFLEX 104	MY9837/4PE	9 kHz~30 MHz	Mar. 11, 2021	Jan. 13, 2022~ Jan. 29, 2022	Mar. 10, 2022	Radiation (03CH12-HY)
RF Cable	HUBER + SUHNER	SUCOFLEX 102	505134/2	30MHz~40GHz	Feb. 22, 2021	Jan. 13, 2022~ Jan. 29, 2022	Feb. 21, 2022	Radiation (03CH12-HY)
RF Cable	HUBER + SUHNER	SUCOFLEX 102	800740/2	30MHz~40GHz	Feb. 22, 2021	Jan. 13, 2022~ Jan. 29, 2022	Feb. 21, 2022	Radiation (03CH12-HY)
Filter	Wainwright	WLKS1200-12 SS	SN2	1.2GHz Low Pass Filter	Mar. 17, 2021	Jan. 13, 2022~ Jan. 29, 2022	Mar. 16, 2022	Radiation (03CH12-HY)
Filter	Wainwright	WHKX12-1080 -1200-15000-6 0SS	SN1	1.2GHz High Pass Filter	Mar. 17, 2021	Jan. 13, 2022~ Jan. 29, 2022	Mar. 16, 2022	Radiation (03CH12-HY)
Filter	Wainwright	WHKX12-2700 -3000-18000-6 0ST	SN2	3GHz High Pass Filter	Jul. 12, 2021	Jan. 13, 2022~ Jan. 29, 2022	Jul. 11, 2022	Radiation (03CH12-HY)
Filter	Wainwright	WHKX8-5872. 5-6750-18000- 40ST	SN2	6.75GHz High Pass Filter	Mar. 17, 2021	Jan. 13, 2022~ Jan. 29, 2022	Mar. 16, 2022	Radiation (03CH12-HY)
Hygrometer	TECPEL	DTM-303B	TP140349	N/A	Sep. 30, 2021	Jan. 13, 2022~ Jan. 29, 2022	Sep. 29, 2022	Radiation (03CH12-HY)
Controller	EMEC	EM1000	N/A	Control Turn table & Ant Mast	N/A	Jan. 13, 2022~ Jan. 29, 2022	N/A	Radiation (03CH12-HY)
Antenna Mast	EMEC	AM-BS-4500-B	N/A	1m~4m	N/A	Jan. 13, 2022~ Jan. 29, 2022	N/A	Radiation (03CH12-HY)
Turn Table	EMEC	TT2000	N/A	0~360 Degree	N/A	Jan. 13, 2022~ Jan. 29, 2022	N/A	Radiation (03CH12-HY)
Software	Audix	E3 6.2009-8-24	RK-000989	N/A	N/A	Jan. 13, 2022~ Jan. 29, 2022	N/A	Radiation (03CH12-HY)

Instrument	Brand Name	Model No.	Serial No.	Characteristics	Calibration Date	Test Date	Due Date	Remark
Radio Communication Analyzer	Anritsu	MT8821C	6201664755	2/3/4G/LTE FDD/TDD with44)/LTE-3CC DLCA/2CC ULCA, CatM1/NB1/NB2	Jul. 21, 2021	Dec. 24, 2021~ Feb. 16, 2022	Jul. 20, 2022	Conducted (TH03-HY)

6 Uncertainty of Evaluation

Uncertainty of Radiated Emission Measurement (30 MHz ~ 1000 MHz)

Measuring Uncertainty for a Level of Confidence of 95% (U = 2Uc(y))	3.10 dB

Uncertainty of Radiated Emission Measurement (1 GHz ~ 18 GHz)

Measuring Uncertainty for a Level of Confidence of 95% (U = 2Uc(y))	3.39 dB

Uncertainty of Radiated Emission Measurement (18 GHz ~ 40 GHz)

Measuring Uncertainty for a Level of Confidence of 95% (U = 2Uc(y))	4.34 dB

Appendix A. Test Results of Conducted Test

Conducted Output Power(Average power & ERP/EIRP)

LTE Band 2 Maximum Average Power [dBm] (GT - LC = 2.04 dB)								
BW [MHz]	RB Size	RB Offset	Mod	Lowest	Middle	Highest	EIRP (dBm)	EIRP (W)
20	1	0	QPSK	23.37	23.36	23.35	25.41	0.3475
20	1	49		23.32	23.32	23.28		
20	1	99		23.33	23.33	23.26		
20	50	0		22.44	22.44	22.40		
20	50	24		22.53	22.42	22.40		
20	50	50		22.50	22.47	22.43		
20	100	0		22.51	22.48	22.38		
20	1	0	16-QAM	22.51	22.47	22.45	24.55	0.2851
20	1	49		22.45	22.44	22.38		
20	1	99		22.46	22.43	22.40		
20	50	0		21.49	21.48	21.43		
20	50	24		21.55	21.44	21.40		
20	50	50		21.54	21.52	21.46		
20	100	0		21.54	21.53	21.40		
20	1	0	64-QAM	21.21	21.18	21.14	23.30	0.2138
20	1	49		21.19	21.15	21.05		
20	1	99		21.21	21.26	21.19		
20	50	0		20.50	20.48	20.44		
20	50	24		20.58	20.47	20.42		
20	50	50		20.54	20.51	20.47		
20	100	0		20.55	20.54	20.40		
20	1	0	256-QAM	18.35	18.35	18.19	20.56	0.1138
20	1	49		18.47	18.47	18.14		
20	1	99		18.41	18.52	18.33		
20	50	0		18.14	18.31	18.03		
20	50	24		18.33	18.42	18.17		
20	50	50		18.41	18.46	18.19		
20	100	0		18.33	18.41	18.09		
Limit	EIRP < 2W			Result			Pass	

LTE Band 2 Maximum Average Power [dBm] (GT - LC = 2.04 dB)								
BW [MHz]	RB Size	RB Offset	Mod	Lowest	Middle	Highest	EIRP (dBm)	EIRP (W)
15	1	0	QPSK	23.25	23.11	23.11	25.29	0.3381
15	1	37		23.02	23.14	23.25		
15	1	74		23.24	23.04	23.08		
15	36	0		22.22	22.16	22.32		
15	36	20		22.50	22.33	22.20		
15	36	39		22.49	22.26	22.20		
15	75	0		22.30	22.29	22.38		
15	1	0	16-QAM	22.47	22.24	22.24	24.51	0.2825
15	1	37		22.24	22.14	22.30		
15	1	74		22.18	22.23	22.33		
15	36	0		21.22	21.48	21.27		
15	36	20		21.38	21.17	21.40		
15	36	39		21.48	21.38	21.35		
15	75	0		21.32	21.49	21.11		
15	1	0	64-QAM	21.14	21.07	21.11	23.23	0.2104
15	1	37		21.16	21.11	21.06		
15	1	74		21.12	21.03	21.19		
15	36	0		20.33	20.43	20.14		
15	36	20		20.29	20.21	20.22		
15	36	39		20.48	20.49	20.18		
15	75	0		20.48	20.53	20.15		
15	1	0	256-QAM	18.22	18.23	18.19	20.45	0.1109
15	1	37		18.36	18.41	18.14		
15	1	74		18.25	18.34	18.22		
15	36	0		18.03	18.14	18.06		
15	36	20		18.27	18.28	18.15		
15	36	39		18.38	18.30	18.16		
15	75	0		18.17	18.41	18.06		
Limit	EIRP < 2W			Result			Pass	

LTE Band 2 Maximum Average Power [dBm] (GT - LC = 2.04 dB)								
BW [MHz]	RB Size	RB Offset	Mod	Lowest	Middle	Highest	EIRP (dBm)	EIRP (W)
10	1	0	QPSK	23.15	23.27	23.13	25.34	0.3420
10	1	25		23.30	23.26	23.20		
10	1	49		23.08	23.11	23.08		
10	25	0		22.31	22.39	22.37		
10	25	12		22.49	22.16	22.15		
10	25	25		22.36	22.39	22.17		
10	50	0		22.26	22.37	22.24		
10	1	0	16-QAM	22.44	22.41	22.45	24.49	0.2812
10	1	25		22.19	22.28	22.26		
10	1	49		22.34	22.32	22.30		
10	25	0		21.35	21.33	21.27		
10	25	12		21.51	21.17	21.28		
10	25	25		21.27	21.33	21.26		
10	50	0		21.26	21.39	21.32		
10	1	0	64-QAM	21.11	21.09	21.11	23.19	0.2084
10	1	25		21.06	21.04	21.07		
10	1	49		21.03	21.01	21.15		
10	25	0		20.20	20.20	20.25		
10	25	12		20.58	20.21	20.30		
10	25	25		20.39	20.29	20.19		
10	50	0		20.55	20.52	20.26		
10	1	0	256-QAM	18.18	18.34	18.05	20.43	0.1104
10	1	25		18.36	18.30	18.13		
10	1	49		18.39	18.36	18.30		
10	25	0		18.07	18.19	18.29		
10	25	12		18.23	18.37	18.08		
10	25	25		18.23	18.36	18.10		
10	50	0		18.22	18.39	18.25		
Limit	EIRP < 2W			Result			Pass	

LTE Band 2 Maximum Average Power [dBm] (GT - LC = 2.04 dB)								
BW [MHz]	RB Size	RB Offset	Mod	Lowest	Middle	Highest	EIRP (dBm)	EIRP (W)
5	1	0	QPSK	23.17	23.32	23.35	25.39	0.3459
5	1	12		23.20	23.20	23.13		
5	1	24		23.11	23.30	23.13		
5	12	0		22.40	22.21	22.38		
5	12	7		22.33	22.29	22.14		
5	12	13		22.37	22.38	22.25		
5	25	0		22.48	22.38	22.34		
5	1	0	16-QAM	22.27	22.34	22.41	24.47	0.2799
5	1	12		22.26	22.34	22.23		
5	1	24		22.43	22.27	22.28		
5	12	0		21.43	21.42	21.13		
5	12	7		21.51	21.17	21.39		
5	12	13		21.32	21.31	21.20		
5	25	0		21.39	21.39	21.40		
5	1	0	64-QAM	21.03	21.05	21.04	23.30	0.2138
5	1	12		21.17	21.19	21.07		
5	1	24		21.26	21.08	21.15		
5	12	0		20.27	20.44	20.35		
5	12	7		20.38	20.36	20.34		
5	12	13		20.26	20.49	20.40		
5	25	0		20.48	20.35	20.24		
5	1	0	256-QAM	18.24	18.35	18.15	20.45	0.1109
5	1	12		18.41	18.30	18.11		
5	1	24		18.33	18.40	18.32		
5	12	0		18.27	18.30	18.36		
5	12	7		18.22	18.27	18.00		
5	12	13		18.24	18.31	18.10		
5	25	0		18.32	18.24	18.00		
Limit	EIRP < 2W			Result			Pass	

LTE Band 2 Maximum Average Power [dBm] (GT - LC = 2.04 dB)								
BW [MHz]	RB Size	RB Offset	Mod	Lowest	Middle	Highest	EIRP (dBm)	EIRP (W)
3	1	0	QPSK	23.22	23.06	23.16	25.32	0.3404
3	1	8		23.28	23.22	23.12		
3	1	14		23.24	23.08	23.16		
3	8	0		22.35	22.24	22.18		
3	8	4		22.41	22.15	22.32		
3	8	7		22.34	22.32	22.39		
3	15	0		22.47	22.18	22.21		
3	1	0	16-QAM	22.44	22.30	22.38	24.48	0.2805
3	1	8		22.22	22.22	22.28		
3	1	14		22.42	22.39	22.34		
3	8	0		21.39	21.48	21.28		
3	8	4		21.26	21.19	21.14		
3	8	7		21.47	21.49	21.44		
3	15	0		21.54	21.33	21.35		
3	1	0	64-QAM	21.06	21.18	21.07	23.28	0.2128
3	1	8		21.05	21.24	21.05		
3	1	14		21.17	21.10	21.04		
3	8	0		20.38	20.31	20.19		
3	8	4		20.39	20.24	20.31		
3	8	7		20.45	20.33	20.26		
3	15	0		20.40	20.25	20.15		
3	1	0	256-QAM	18.22	18.19	18.01	20.56	0.1138
3	1	8		18.36	18.40	18.27		
3	1	14		18.40	18.52	18.30		
3	8	0		18.03	18.27	18.16		
3	8	4		18.33	18.25	18.27		
3	8	7		18.39	18.29	18.03		
3	15	0		18.25	18.26	18.08		
Limit	EIRP < 2W			Result			Pass	

LTE Band 2 Maximum Average Power [dBm] (GT - LC = 2.04 dB)								
BW [MHz]	RB Size	RB Offset	Mod	Lowest	Middle	Highest	EIRP (dBm)	EIRP (W)
1.4	1	0	QPSK	23.30	23.22	23.25	25.40	0.3467
1.4	1	3		23.13	23.15	23.14		
1.4	1	5		23.26	23.31	23.09		
1.4	3	0		23.36	23.20	23.29		
1.4	3	1		23.22	23.31	23.18		
1.4	3	3		23.14	23.16	23.09		
1.4	6	0		22.32	22.33	22.30		
1.4	1	0	16-QAM	22.39	22.41	22.22	24.49	0.2812
1.4	1	3		22.45	22.29	22.27		
1.4	1	5		22.32	22.41	22.37		
1.4	3	0		22.44	22.39	22.39		
1.4	3	1		22.45	22.34	22.27		
1.4	3	3		22.40	22.42	22.30		
1.4	6	0		21.35	21.43	21.33		
1.4	1	0	64-QAM	21.36	21.29	21.33	23.54	0.2259
1.4	1	3		21.36	21.48	21.44		
1.4	1	5		21.40	21.41	21.39		
1.4	3	0		21.29	21.37	21.39		
1.4	3	1		21.50	21.29	21.29		
1.4	3	3		21.38	21.48	21.26		
1.4	6	0		20.37	20.35	20.34		
1.4	1	0	256-QAM	18.22	18.19	18.01	20.56	0.1138
1.4	1	3		18.36	18.40	18.27		
1.4	1	5		18.40	18.52	18.30		
1.4	3	0		18.28	18.19	18.29		
1.4	3	1		18.33	18.33	18.01		
1.4	3	3		18.25	18.38	18.15		
1.4	6	0		18.27	18.21	18.03		
Limit	EIRP < 2W			Result			Pass	

LTE Band 25 Maximum Average Power [dBm] (GT - LC = 2.04 dB)								
BW [MHz]	RB Size	RB Offset	Mod	Lowest	Middle	Highest	EIRP (dBm)	EIRP (W)
20	1	0	QPSK	23.71	23.61	23.51	25.75	0.3758
20	1	49		23.64	23.52	23.48		
20	1	99		23.59	23.55	23.51		
20	50	0		22.68	22.63	22.57		
20	50	24		22.76	22.71	22.67		
20	50	50		22.72	22.67	22.66		
20	100	0		22.78	22.68	22.69		
20	1	0	16-QAM	23.03	22.95	22.90	25.07	0.3214
20	1	49		22.94	22.86	22.85		
20	1	99		22.88	22.89	22.83		
20	50	0		21.73	21.63	21.62		
20	50	24		21.78	21.71	21.68		
20	50	50		21.74	21.70	21.66		
20	100	0		21.75	21.68	21.67		
20	1	0	64-QAM	21.85	21.81	21.76	23.89	0.2449
20	1	49		21.85	21.80	21.77		
20	1	99		21.81	21.80	21.17		
20	50	0		20.76	20.64	20.63		
20	50	24		20.79	20.72	20.71		
20	50	50		20.75	20.70	20.67		
20	100	0		20.79	20.73	20.58		
20	1	0	256-QAM	18.23	18.35	18.19	20.47	0.1114
20	1	49		18.31	18.28	18.13		
20	1	99		18.32	18.34	18.15		
20	50	0		18.11	18.30	18.13		
20	50	24		18.31	18.41	18.03		
20	50	50		18.21	18.43	18.08		
20	100	0		18.29	18.31	18.19		
Limit	EIRP < 2W			Result			Pass	

LTE Band 25 Maximum Average Power [dBm] (GT - LC = 2.04 dB)								
BW [MHz]	RB Size	RB Offset	Mod	Lowest	Middle	Highest	EIRP (dBm)	EIRP (W)
15	1	0	QPSK	23.52	23.55	23.22	25.64	0.3664
15	1	37		23.60	23.32	23.39		
15	1	74		23.57	23.41	23.26		
15	36	0		22.65	22.38	22.37		
15	36	20		22.51	22.64	22.48		
15	36	39		22.64	22.45	22.42		
15	75	0		22.54	22.47	22.54		
15	1	0	16-QAM	22.91	22.86	22.75	24.95	0.3126
15	1	37		22.81	22.76	22.74		
15	1	74		22.62	22.71	22.71		
15	36	0		21.49	21.63	21.60		
15	36	20		21.63	21.59	21.66		
15	36	39		21.56	21.59	21.62		
15	75	0		21.53	21.68	21.44		
15	1	0	64-QAM	21.60	21.70	21.70	23.74	0.2366
15	1	37		21.60	21.59	21.50		
15	1	74		21.57	21.52	21.07		
15	36	0		20.53	20.58	20.57		
15	36	20		20.70	20.53	20.45		
15	36	39		20.69	20.58	20.65		
15	75	0		20.60	20.51	20.43		
15	1	0	256-QAM	18.31	18.30	18.11	20.43	0.1104
15	1	37		18.34	18.37	18.18		
15	1	74		18.27	18.39	18.16		
15	36	0		18.01	18.29	18.02		
15	36	20		18.13	18.39	18.17		
15	36	39		18.32	18.31	18.06		
15	75	0		18.21	18.26	18.10		
Limit	EIRP < 2W			Result			Pass	

LTE Band 25 Maximum Average Power [dBm] (GT - LC = 2.04 dB)								
BW [MHz]	RB Size	RB Offset	Mod	Lowest	Middle	Highest	EIRP (dBm)	EIRP (W)
10	1	0	QPSK	23.60	23.36	23.28	25.64	0.3664
10	1	25		23.54	23.36	23.37		
10	1	49		23.31	23.54	23.38		
10	25	0		22.56	22.43	22.27		
10	25	12		22.76	22.53	22.66		
10	25	25		22.46	22.52	22.43		
10	50	0		22.51	22.65	22.66		
10	1	0	16-QAM	22.75	22.82	22.80	24.95	0.3126
10	1	25		22.91	22.76	22.71		
10	1	49		22.76	22.65	22.82		
10	25	0		21.55	21.54	21.33		
10	25	12		21.61	21.63	21.43		
10	25	25		21.59	21.44	21.48		
10	50	0		21.50	21.44	21.63		
10	1	0	64-QAM	21.83	21.64	21.68	23.87	0.2438
10	1	25		21.67	21.70	21.67		
10	1	49		21.77	21.79	21.16		
10	25	0		20.46	20.64	20.45		
10	25	12		20.71	20.43	20.49		
10	25	25		20.67	20.67	20.43		
10	50	0		20.67	20.63	20.38		
10	1	0	256-QAM	18.24	18.15	18.18	20.45	0.1109
10	1	25		18.32	18.35	18.10		
10	1	49		18.26	18.34	18.28		
10	25	0		18.14	18.12	18.09		
10	25	12		18.33	18.41	18.07		
10	25	25		18.31	18.27	18.00		
10	50	0		18.22	18.31	18.13		
Limit	EIRP < 2W			Result			Pass	

LTE Band 25 Maximum Average Power [dBm] (GT - LC = 2.04 dB)								
BW [MHz]	RB Size	RB Offset	Mod	Lowest	Middle	Highest	EIRP (dBm)	EIRP (W)
5	1	0	QPSK	23.60	23.32	23.37	25.64	0.3664
5	1	12		23.58	23.45	23.28		
5	1	24		23.40	23.54	23.30		
5	12	0		22.45	22.50	22.27		
5	12	7		22.57	22.42	22.66		
5	12	13		22.42	22.54	22.63		
5	25	0		22.60	22.47	22.51		
5	1	0	16-QAM	22.79	22.86	22.80	24.97	0.3141
5	1	12		22.93	22.73	22.58		
5	1	24		22.59	22.70	22.61		
5	12	0		21.55	21.58	21.51		
5	12	7		21.61	21.66	21.42		
5	12	13		21.73	21.53	21.50		
5	25	0		21.50	21.68	21.53		
5	1	0	64-QAM	21.63	21.62	21.55	23.82	0.2410
5	1	12		21.74	21.72	21.48		
5	1	24		21.51	21.78	21.17		
5	12	0		20.74	20.56	20.59		
5	12	7		20.68	20.72	20.56		
5	12	13		20.59	20.66	20.63		
5	25	0		20.51	20.72	20.39		
5	1	0	256-QAM	18.30	18.20	18.02	20.49	0.1119
5	1	12		18.43	18.28	18.09		
5	1	24		18.30	18.45	18.25		
5	12	0		18.03	18.19	18.03		
5	12	7		18.13	18.38	18.12		
5	12	13		18.28	18.34	18.16		
5	25	0		18.25	18.36	18.00		
Limit	EIRP < 2W			Result			Pass	

LTE Band 25 Maximum Average Power [dBm] (GT - LC = 2.04 dB)								
BW [MHz]	RB Size	RB Offset	Mod	Lowest	Middle	Highest	EIRP (dBm)	EIRP (W)
3	1	0	QPSK	23.67	23.61	23.28	25.71	0.3724
3	1	8		23.40	23.47	23.42		
3	1	14		23.34	23.47	23.34		
3	8	0		22.40	22.57	22.53		
3	8	4		22.71	22.42	22.63		
3	8	7		22.47	22.60	22.61		
3	15	0		22.78	22.57	22.60		
3	1	0	16-QAM	22.74	22.94	22.79	24.98	0.3148
3	1	8		22.86	22.82	22.72		
3	1	14		22.86	22.68	22.77		
3	8	0		21.45	21.38	21.45		
3	8	4		21.66	21.48	21.46		
3	8	7		21.44	21.69	21.47		
3	15	0		21.63	21.57	21.56		
3	1	0	64-QAM	21.62	21.51	21.56	23.84	0.2421
3	1	8		21.77	21.80	21.65		
3	1	14		21.71	21.66	21.15		
3	8	0		20.63	20.60	20.33		
3	8	4		20.68	20.59	20.60		
3	8	7		20.58	20.64	20.65		
3	15	0		20.66	20.61	20.50		
3	1	0	256-QAM	18.29	18.26	18.15	20.49	0.1119
3	1	8		18.33	18.29	18.14		
3	1	14		18.21	18.45	18.29		
3	8	0		18.04	18.17	18.14		
3	8	4		18.19	18.35	18.04		
3	8	7		18.28	18.30	18.03		
3	15	0		18.26	18.23	18.16		
Limit	EIRP < 2W			Result			Pass	

LTE Band 25 Maximum Average Power [dBm] (GT - LC = 2.04 dB)								
BW [MHz]	RB Size	RB Offset	Mod	Lowest	Middle	Highest	EIRP (dBm)	EIRP (W)
1.4	1	0	QPSK	23.58	23.42	23.44	25.74	0.3750
1.4	1	3		23.64	23.46	23.45		
1.4	1	5		23.55	23.50	23.43		
1.4	3	0		23.70	23.60	23.37		
1.4	3	1		23.62	23.46	23.35		
1.4	3	3		23.49	23.36	23.33		
1.4	6	0		22.67	22.59	22.45		
1.4	1	0	16-QAM	22.75	22.60	22.58	24.79	0.3013
1.4	1	3		22.60	22.49	22.49		
1.4	1	5		22.67	22.54	22.66		
1.4	3	0		22.48	22.46	22.52		
1.4	3	1		22.65	22.51	22.50		
1.4	3	3		22.66	22.58	22.64		
1.4	6	0		21.63	21.47	21.54		
1.4	1	0	64-QAM	21.78	21.67	21.57	23.82	0.2410
1.4	1	3		21.57	21.66	21.63		
1.4	1	5		21.63	21.49	21.60		
1.4	3	0		21.57	21.62	21.48		
1.4	3	1		21.77	21.56	21.65		
1.4	3	3		21.67	21.69	21.46		
1.4	6	0		20.73	20.47	20.56		
1.4	1	0	256-QAM	18.35	18.33	18.19	20.55	0.1135
1.4	1	3		18.31	18.44	18.16		
1.4	1	5		18.27	18.51	18.21		
1.4	3	0		18.31	18.23	18.09		
1.4	3	1		18.45	18.46	18.11		
1.4	3	3		18.40	18.37	18.22		
1.4	6	0		18.25	18.27	18.01		
Limit	EIRP < 2W			Result			Pass	

LTE Band 4 Maximum Average Power [dBm] (GT - LC = 2.86 dB)								
BW [MHz]	RB Size	RB Offset	Mod	Lowest	Middle	Highest	EIRP (dBm)	EIRP (W)
20	1	0	QPSK	23.26	23.32	23.27	26.18	0.4150
20	1	49		23.12	23.15	23.21		
20	1	99		23.17	23.25	23.31		
20	50	0		22.35	22.36	22.44		
20	50	24		22.37	22.38	22.49		
20	50	50		22.29	22.32	22.44		
20	100	0		22.37	22.42	22.37		
20	1	0	16-QAM	22.60	22.67	22.61	25.53	0.3573
20	1	49		22.51	22.51	22.57		
20	1	99		22.52	22.54	22.64		
20	50	0		21.34	21.38	21.43		
20	50	24		21.39	21.40	21.47		
20	50	50		21.33	21.33	21.43		
20	100	0		21.36	21.42	21.38		
20	1	0	64-QAM	21.40	21.50	21.14	24.37	0.2735
20	1	49		21.34	21.21	21.47		
20	1	99		21.31	21.05	21.51		
20	50	0		20.38	20.08	20.46		
20	50	24		20.40	20.14	20.50		
20	50	50		20.36	20.18	20.46		
20	100	0		20.38	20.15	20.42		
20	1	0	256-QAM	18.23	18.32	18.01	21.26	0.1337
20	1	49		18.34	18.29	18.13		
20	1	99		18.24	18.36	18.17		
20	50	0		18.26	18.26	18.36		
20	50	24		18.30	18.35	18.01		
20	50	50		18.38	18.30	18.03		
20	100	0		18.20	18.40	18.06		
Limit	EIRP < 1W			Result			Pass	

LTE Band 4 Maximum Average Power [dBm] (GT - LC = 2.86 dB)								
BW [MHz]	RB Size	RB Offset	Mod	Lowest	Middle	Highest	EIRP (dBm)	EIRP (W)
15	1	0	QPSK	23.16	23.16	23.22	26.13	0.4102
15	1	37		23.06	23.00	23.07		
15	1	74		23.25	23.27	23.06		
15	36	0		22.16	22.24	22.22		
15	36	20		22.12	22.17	22.31		
15	36	39		22.28	22.07	22.15		
15	75	0		22.30	22.38	22.36		
15	1	0	16-QAM	22.35	22.59	22.48	25.45	0.3508
15	1	37		22.25	22.48	22.52		
15	1	74		22.28	22.35	22.42		
15	36	0		21.21	21.35	21.19		
15	36	20		21.22	21.35	21.26		
15	36	39		21.13	21.06	21.24		
15	75	0		21.08	21.26	21.23		
15	1	0	64-QAM	21.10	21.34	21.26	24.32	0.2704
15	1	37		21.20	21.21	21.46		
15	1	74		21.31	21.08	21.41		
15	36	0		20.29	20.19	20.28		
15	36	20		20.15	20.14	20.32		
15	36	39		20.36	20.23	20.30		
15	75	0		20.21	20.13	20.41		
15	1	0	256-QAM	18.29	18.23	18.05	21.32	0.1355
15	1	37		18.46	18.45	18.00		
15	1	74		18.26	18.46	18.13		
15	36	0		18.24	18.20	18.16		
15	36	20		18.13	18.40	18.00		
15	36	39		18.32	18.27	18.12		
15	75	0		18.31	18.31	18.14		
Limit	EIRP < 1W			Result			Pass	

LTE Band 4 Maximum Average Power [dBm] (GT - LC = 2.86 dB)								
BW [MHz]	RB Size	RB Offset	Mod	Lowest	Middle	Highest	EIRP (dBm)	EIRP (W)
10	1	0	QPSK	23.15	23.02	23.21	26.12	0.4093
10	1	25		23.03	23.19	23.10		
10	1	49		23.17	23.00	23.26		
10	25	0		22.29	22.11	22.40		
10	25	12		22.07	22.27	22.36		
10	25	25		22.14	22.21	22.44		
10	50	0		22.14	22.20	22.22		
10	1	0	16-QAM	22.54	22.60	22.39	25.46	0.3516
10	1	25		22.46	22.25	22.54		
10	1	49		22.22	22.42	22.58		
10	25	0		21.31	21.08	21.36		
10	25	12		21.12	21.35	21.34		
10	25	25		21.11	21.09	21.32		
10	50	0		21.06	21.19	21.26		
10	1	0	64-QAM	21.38	21.33	21.23	24.24	0.2655
10	1	25		21.11	21.03	21.22		
10	1	49		21.03	21.05	21.37		
10	25	0		20.21	20.00	20.25		
10	25	12		20.32	20.10	20.37		
10	25	25		20.21	20.25	20.18		
10	50	0		20.20	20.01	20.42		
10	1	0	256-QAM	18.34	18.29	18.19	21.33	0.1358
10	1	25		18.43	18.39	18.04		
10	1	49		18.38	18.47	18.22		
10	25	0		18.11	18.29	18.15		
10	25	12		18.30	18.41	18.05		
10	25	25		18.24	18.44	18.19		
10	50	0		18.14	18.25	18.20		
Limit	EIRP < 1W			Result			Pass	

LTE Band 4 Maximum Average Power [dBm] (GT - LC = 2.86 dB)								
BW [MHz]	RB Size	RB Offset	Mod	Lowest	Middle	Highest	EIRP (dBm)	EIRP (W)
5	1	0	QPSK	23.29	23.22	23.27	26.15	0.4121
5	1	12		23.11	23.15	23.12		
5	1	24		23.05	23.16	23.13		
5	12	0		22.22	22.33	22.41		
5	12	7		22.14	22.20	22.31		
5	12	13		22.05	22.02	22.22		
5	25	0		22.08	22.36	22.37		
5	1	0	16-QAM	22.32	22.48	22.46	25.38	0.3451
5	1	12		22.40	22.21	22.41		
5	1	24		22.48	22.41	22.52		
5	12	0		21.34	21.26	21.16		
5	12	7		21.11	21.32	21.45		
5	12	13		21.32	21.24	21.29		
5	25	0		21.23	21.30	21.11		
5	1	0	64-QAM	21.19	21.46	21.10	24.32	0.2704
5	1	12		21.20	21.13	21.21		
5	1	24		21.03	21.14	21.39		
5	12	0		20.18	20.11	20.29		
5	12	7		20.14	20.12	20.48		
5	12	13		20.07	20.17	20.36		
5	25	0		20.11	20.01	20.31		
5	1	0	256-QAM	18.15	18.20	18.18	21.30	0.1349
5	1	12		18.44	18.43	18.12		
5	1	24		18.39	18.35	18.25		
5	12	0		18.24	18.31	18.20		
5	12	7		18.17	18.34	18.16		
5	12	13		18.21	18.40	18.05		
5	25	0		18.22	18.29	18.23		
Limit	EIRP < 1W			Result			Pass	

LTE Band 4 Maximum Average Power [dBm] (GT - LC = 2.86 dB)								
BW [MHz]	RB Size	RB Offset	Mod	Lowest	Middle	Highest	EIRP (dBm)	EIRP (W)
3	1	0	QPSK	23.29	23.09	23.17	26.15	0.4121
3	1	8		23.15	23.18	23.12		
3	1	14		23.16	23.11	23.22		
3	8	0		22.14	22.30	22.23		
3	8	4		22.09	22.36	22.21		
3	8	7		22.27	22.08	22.32		
3	15	0		22.12	22.16	22.17		
3	1	0	16-QAM	22.59	22.38	22.32	25.45	0.3508
3	1	8		22.50	22.48	22.43		
3	1	14		22.42	22.46	22.56		
3	8	0		21.04	21.31	21.43		
3	8	4		21.09	21.27	21.24		
3	8	7		21.11	21.29	21.43		
3	15	0		21.13	21.25	21.13		
3	1	0	64-QAM	21.23	21.39	21.14	24.25	0.2661
3	1	8		21.32	21.11	21.35		
3	1	14		21.03	21.19	21.31		
3	8	0		20.16	20.05	20.20		
3	8	4		20.38	20.06	20.40		
3	8	7		20.19	20.18	20.19		
3	15	0		20.25	20.05	20.28		
3	1	0	256-QAM	18.33	18.16	18.09	21.36	0.1368
3	1	8		18.46	18.32	18.09		
3	1	14		18.36	18.50	18.15		
3	8	0		18.04	18.30	18.00		
3	8	4		18.31	18.24	18.16		
3	8	7		18.29	18.41	18.02		
3	15	0		18.32	18.41	18.03		
Limit	EIRP < 1W			Result			Pass	

LTE Band 4 Maximum Average Power [dBm] (GT - LC = 2.86 dB)								
BW [MHz]	RB Size	RB Offset	Mod	Lowest	Middle	Highest	EIRP (dBm)	EIRP (W)
1.4	1	0	QPSK	23.12	23.25	23.16	26.17	0.4140
1.4	1	3		23.08	23.19	23.03		
1.4	1	5		23.03	23.16	23.31		
1.4	3	0		23.12	23.31	23.16		
1.4	3	1		23.10	23.04	23.16		
1.4	3	3		23.09	23.10	23.12		
1.4	6	0		22.16	22.28	22.34		
1.4	1	0	16-QAM	22.25	22.27	22.38	25.26	0.3357
1.4	1	3		22.12	22.25	22.25		
1.4	1	5		22.18	22.37	22.25		
1.4	3	0		22.27	22.34	22.24		
1.4	3	1		22.28	22.32	22.40		
1.4	3	3		22.14	22.12	22.35		
1.4	6	0		21.17	21.36	21.23		
1.4	1	0	64-QAM	21.31	21.30	21.40	24.28	0.2679
1.4	1	3		21.14	21.21	21.35		
1.4	1	5		21.29	21.35	21.18		
1.4	3	0		21.34	21.18	21.42		
1.4	3	1		21.20	21.36	21.40		
1.4	3	3		21.30	21.26	21.40		
1.4	6	0		20.37	20.04	20.28		
1.4	1	0	256-QAM	18.35	18.26	18.18	21.27	0.1340
1.4	1	3		18.41	18.36	18.05		
1.4	1	5		18.22	18.40	18.19		
1.4	3	0		18.32	18.32	18.11		
1.4	3	1		18.27	18.30	18.08		
1.4	3	3		18.23	18.40	18.21		
1.4	6	0		18.21	18.31	18.15		
Limit	EIRP < 1W			Result			Pass	

LTE Band 5 Maximum Average Power [dBm] (GT - LC = 1.65 dB)								
BW [MHz]	RB Size	RB Offset	Mod	Lowest	Middle	Highest	ERP (dBm)	ERP (W)
10	1	0	QPSK	23.17	23.15	23.13	22.67	0.1849
10	1	25		23.16	23.02	23.15		
10	1	49		23.03	23.04	23.00		
10	25	0		22.08	22.14	22.07		
10	25	12		22.17	22.18	22.05		
10	25	25		22.15	22.19	22.09		
10	50	0		22.18	22.17	22.05		
10	1	0	16-QAM	22.44	22.41	22.41	21.97	0.1574
10	1	25		22.35	22.43	22.33		
10	1	49		22.47	22.43	22.28		
10	25	0		21.08	21.14	21.06		
10	25	12		21.20	21.17	21.06		
10	25	25		21.17	21.17	21.04		
10	50	0		21.19	21.16	21.08		
10	1	0	64-QAM	21.21	21.40	21.04	20.94	0.1242
10	1	25		21.18	21.11	21.44		
10	1	49		21.26	21.05	21.29		
10	25	0		20.38	20.03	20.18		
10	25	12		20.39	20.05	20.29		
10	25	25		20.07	20.15	20.30		
10	50	0		20.31	20.10	20.24		
10	1	0	256-QAM	18.24	18.22	18.19	17.94	0.0622
10	1	25		18.39	18.28	18.01		
10	1	49		18.30	18.44	18.21		
10	25	0		18.13	18.17	18.01		
10	25	12		18.19	18.26	18.05		
10	25	25		18.36	18.37	18.13		
10	50	0		18.22	18.29	18.11		
Limit	ERP < 7W			Result			Pass	

LTE Band 5 Maximum Average Power [dBm] (GT - LC = 1.65 dB)								
BW [MHz]	RB Size	RB Offset	Mod	Lowest	Middle	Highest	ERP (dBm)	ERP (W)
5	1	0	QPSK	23.05	23.01	23.00	22.60	0.1820
5	1	12		23.10	23.03	23.06		
5	1	24		23.04	23.04	23.01		
5	12	0		22.16	22.11	22.05		
5	12	7		22.15	22.16	22.06		
5	12	13		22.19	22.15	22.00		
5	25	0		22.14	22.01	22.12		
5	1	0	16-QAM	22.35	22.15	22.24	21.92	0.1556
5	1	12		22.32	22.42	22.25		
5	1	24		22.24	22.18	22.18		
5	12	0		21.08	21.08	21.05		
5	12	7		21.19	21.06	21.06		
5	12	13		21.13	21.08	21.16		
5	25	0		21.16	21.02	21.08		
5	1	0	64-QAM	21.15	21.19	21.06	20.78	0.1197
5	1	12		21.14	21.02	21.28		
5	1	24		21.05	21.04	21.03		
5	12	0		20.30	20.17	20.10		
5	12	7		20.18	20.07	20.00		
5	12	13		20.18	20.17	20.22		
5	25	0		20.17	20.09	20.12		
5	1	0	256-QAM	18.21	18.18	18.00	17.89	0.0615
5	1	12		18.28	18.35	18.09		
5	1	24		18.38	18.35	18.14		
5	12	0		18.08	18.16	18.19		
5	12	7		18.15	18.35	18.11		
5	12	13		18.39	18.34	18.11		
5	25	0		18.33	18.33	18.05		
Limit	ERP < 7W			Result			Pass	

LTE Band 5 Maximum Average Power [dBm] (GT - LC = 1.65 dB)								
BW [MHz]	RB Size	RB Offset	Mod	Lowest	Middle	Highest	ERP (dBm)	ERP (W)
3	1	0	QPSK	23.06	23.09	23.05	22.62	0.1828
3	1	8		23.04	23.12	23.02		
3	1	14		23.00	23.06	23.05		
3	8	0		22.05	22.00	22.07		
3	8	4		22.05	22.09	22.01		
3	8	7		22.10	22.18	22.00		
3	15	0		22.17	22.14	22.17		
3	1	0	16-QAM	22.32	22.17	22.12	21.91	0.1552
3	1	8		22.27	22.41	22.21		
3	1	14		22.24	22.29	22.06		
3	8	0		21.15	21.14	21.09		
3	8	4		21.15	21.05	21.05		
3	8	7		21.08	21.13	21.07		
3	15	0		21.17	21.06	21.15		
3	1	0	64-QAM	21.11	21.28	21.04	20.86	0.1219
3	1	8		21.15	21.08	21.36		
3	1	14		21.14	21.10	21.23		
3	8	0		20.23	20.03	20.12		
3	8	4		20.11	20.02	20.03		
3	8	7		20.03	20.07	20.20		
3	15	0		20.26	20.04	20.05		
3	1	0	256-QAM	18.23	18.33	18.02	17.89	0.0615
3	1	8		18.31	18.36	18.00		
3	1	14		18.30	18.39	18.21		
3	8	0		18.13	18.22	18.20		
3	8	4		18.20	18.31	18.06		
3	8	7		18.24	18.27	18.16		
3	15	0		18.19	18.26	18.14		
Limit	ERP < 7W			Result			Pass	

LTE Band 5 Maximum Average Power [dBm] (GT - LC = 1.65 dB)								
BW [MHz]	RB Size	RB Offset	Mod	Lowest	Middle	Highest	ERP (dBm)	ERP (W)
1.4	1	0	QPSK	23.06	23.10	23.03	22.65	0.1841
1.4	1	3		23.14	23.02	23.15		
1.4	1	5		23.02	23.03	23.01		
1.4	3	0		23.01	23.15	23.06		
1.4	3	1		23.05	23.05	23.11		
1.4	3	3		23.07	23.04	23.07		
1.4	6	0		22.08	22.17	22.02		
1.4	1	0	16-QAM	22.32	22.34	22.22	21.89	0.1545
1.4	1	3		22.23	22.39	22.26		
1.4	1	5		22.36	22.31	22.12		
1.4	3	0		22.17	22.07	22.19		
1.4	3	1		22.17	22.19	22.14		
1.4	3	3		22.12	22.07	22.01		
1.4	6	0		21.09	21.10	21.01		
1.4	1	0	64-QAM	21.18	21.06	21.09	20.69	0.1172
1.4	1	3		21.03	21.10	21.07		
1.4	1	5		21.04	21.00	21.08		
1.4	3	0		21.05	21.07	21.03		
1.4	3	1		21.06	21.08	21.19		
1.4	3	3		21.03	21.02	21.02		
1.4	6	0		20.34	20.02	20.12		
1.4	1	0	256-QAM	18.08	18.07	18.18	17.87	0.0612
1.4	1	3		18.37	18.20	18.05		
1.4	1	5		18.22	18.36	18.06		
1.4	3	0		18.24	18.16	18.05		
1.4	3	1		18.19	18.13	18.14		
1.4	3	3		18.28	18.33	18.18		
1.4	6	0		18.11	18.16	18.12		
Limit	ERP < 7W			Result			Pass	

LTE Band 7 Maximum Average Power [dBm] (GT - LC = 2.58 dB)								
BW [MHz]	RB Size	RB Offset	Mod	Lowest	Middle	Highest	EIRP (dBm)	EIRP (W)
20	1	0	QPSK	23.38	23.45	23.39	26.03	0.4009
20	1	49		23.31	23.37	23.32		
20	1	99		23.43	23.43	23.40		
20	50	0		22.39	22.42	22.40		
20	50	24		22.51	22.45	22.47		
20	50	50		22.55	22.55	22.50		
20	100	0		22.51	22.46	22.49		
20	1	0	16-QAM	22.64	22.68	22.72	25.40	0.3467
20	1	49		22.72	22.75	22.79		
20	1	99		22.82	22.80	22.79		
20	50	0		21.43	21.45	21.39		
20	50	24		21.56	21.48	21.53		
20	50	50		21.58	21.57	21.52		
20	100	0		21.53	21.46	21.51		
20	1	0	64-QAM	21.54	21.55	21.56	24.32	0.2704
20	1	49		21.66	21.61	21.61		
20	1	99		21.74	21.73	21.68		
20	50	0		20.47	20.48	20.41		
20	50	24		20.59	20.49	20.52		
20	50	50		20.63	20.60	20.55		
20	100	0		20.58	20.47	20.51		
20	1	0	256-QAM	18.24	18.21	18.06	21.06	0.1276
20	1	49		18.31	18.37	18.02		
20	1	99		18.39	18.48	18.25		
20	50	0		18.05	18.22	18.11		
20	50	24		18.25	18.36	18.12		
20	50	50		18.32	18.44	18.19		
20	100	0		18.31	18.37	18.02		
Limit	EIRP < 2W			Result			Pass	

LTE Band 7 Maximum Average Power [dBm] (GT - LC = 2.58 dB)								
BW [MHz]	RB Size	RB Offset	Mod	Lowest	Middle	Highest	EIRP (dBm)	EIRP (W)
15	1	0	QPSK	23.33	23.43	23.37	26.01	0.3990
15	1	37		23.02	23.24	23.21		
15	1	74		23.29	23.26	23.32		
15	36	0		22.15	22.20	22.13		
15	36	20		22.32	22.34	22.17		
15	36	39		22.25	22.32	22.43		
15	75	0		22.39	22.17	22.23		
15	1	0	16-QAM	22.48	22.58	22.59	25.33	0.3412
15	1	37		22.62	22.49	22.49		
15	1	74		22.75	22.67	22.64		
15	36	0		21.13	21.28	21.30		
15	36	20		21.38	21.33	21.36		
15	36	39		21.41	21.51	21.36		
15	75	0		21.53	21.16	21.23		
15	1	0	64-QAM	21.42	21.54	21.35	24.21	0.2636
15	1	37		21.58	21.48	21.53		
15	1	74		21.63	21.51	21.63		
15	36	0		20.34	20.29	20.13		
15	36	20		20.43	20.32	20.37		
15	36	39		20.53	20.50	20.25		
15	75	0		20.43	20.26	20.47		
15	1	0	256-QAM	18.31	18.19	18.18	21.06	0.1276
15	1	37		18.45	18.37	18.14		
15	1	74		18.41	18.48	18.30		
15	36	0		18.10	18.30	18.17		
15	36	20		18.29	18.23	18.00		
15	36	39		18.21	18.44	18.12		
15	75	0		18.17	18.41	18.18		
Limit	EIRP < 2W			Result			Pass	

LTE Band 7 Maximum Average Power [dBm] (GT - LC = 2.58 dB)								
BW [MHz]	RB Size	RB Offset	Mod	Lowest	Middle	Highest	EIRP (dBm)	EIRP (W)
10	1	0	QPSK	23.19	23.30	23.11	25.88	0.3873
10	1	25		23.12	23.25	23.24		
10	1	49		23.22	23.23	23.20		
10	25	0		22.21	22.18	22.17		
10	25	12		22.30	22.19	22.34		
10	25	25		22.32	22.47	22.36		
10	50	0		22.47	22.25	22.38		
10	1	0	16-QAM	22.36	22.45	22.55	25.33	0.3412
10	1	25		22.60	22.75	22.66		
10	1	49		22.63	22.61	22.54		
10	25	0		21.26	21.40	21.12		
10	25	12		21.55	21.32	21.29		
10	25	25		21.33	21.57	21.39		
10	50	0		21.42	21.40	21.31		
10	1	0	64-QAM	21.32	21.48	21.26	24.31	0.2698
10	1	25		21.42	21.43	21.59		
10	1	49		21.73	21.64	21.49		
10	25	0		20.25	20.19	20.30		
10	25	12		20.44	20.39	20.35		
10	25	25		20.34	20.41	20.49		
10	50	0		20.53	20.26	20.36		
10	1	0	256-QAM	18.33	18.23	18.00	21.08	0.1282
10	1	25		18.37	18.44	18.05		
10	1	49		18.27	18.50	18.18		
10	25	0		18.05	18.30	18.02		
10	25	12		18.24	18.40	18.06		
10	25	25		18.36	18.42	18.16		
10	50	0		18.25	18.29	18.03		
Limit	EIRP < 2W			Result			Pass	

LTE Band 7 Maximum Average Power [dBm] (GT - LC = 2.58 dB)								
BW [MHz]	RB Size	RB Offset	Mod	Lowest	Middle	Highest	EIRP (dBm)	EIRP (W)
5	1	0	QPSK	23.14	23.17	23.20	25.93	0.3917
5	1	12		23.18	23.32	23.27		
5	1	24		23.16	23.20	23.35		
5	12	0		22.17	22.19	22.19		
5	12	7		22.41	22.16	22.37		
5	12	13		22.48	22.38	22.28		
5	25	0		22.37	22.29	22.33		
5	1	0	16-QAM	22.56	22.59	22.56	25.32	0.3404
5	1	12		22.67	22.62	22.74		
5	1	24		22.64	22.63	22.66		
5	12	0		21.42	21.44	21.35		
5	12	7		21.38	21.33	21.42		
5	12	13		21.50	21.40	21.28		
5	25	0		21.27	21.28	21.48		
5	1	0	64-QAM	21.41	21.51	21.54	24.31	0.2698
5	1	12		21.57	21.33	21.51		
5	1	24		21.73	21.65	21.43		
5	12	0		20.45	20.20	20.16		
5	12	7		20.55	20.35	20.25		
5	12	13		20.58	20.54	20.49		
5	25	0		20.54	20.17	20.43		
5	1	0	256-QAM	18.15	18.28	18.19	21.03	0.1268
5	1	12		18.45	18.36	18.07		
5	1	24		18.39	18.44	18.14		
5	12	0		18.09	18.24	18.05		
5	12	7		18.19	18.27	18.08		
5	12	13		18.24	18.34	18.19		
5	25	0		18.23	18.33	18.00		
Limit	EIRP < 2W			Result			Pass	

LTE Band 12 Maximum Average Power [dBm] (GT - LC = 2.13 dB)								
BW [MHz]	RB Size	RB Offset	Mod	Lowest	Middle	Highest	ERP (dBm)	ERP (W)
10	1	0	QPSK	23.08	23.10	23.17	23.15	0.2065
10	1	25		23.01	23.07	23.03		
10	1	49		23.02	23.02	23.01		
10	25	0		22.03	22.06	22.05		
10	25	12		22.11	22.07	22.06		
10	25	25		22.09	22.12	22.11		
10	50	0		22.11	22.06	22.07		
10	1	0	16-QAM	22.26	22.32	22.35	22.40	0.1738
10	1	25		22.29	22.38	22.34		
10	1	49		22.42	22.39	22.37		
10	25	0		21.04	21.09	21.07		
10	25	12		21.12	21.08	21.08		
10	25	25		21.08	21.09	21.07		
10	50	0		21.12	21.08	21.08		
10	1	0	64-QAM	21.14	21.13	21.23	21.33	0.1358
10	1	25		21.25	21.28	21.27		
10	1	49		21.35	21.26	21.27		
10	25	0		20.04	20.11	20.09		
10	25	12		20.15	20.12	20.10		
10	25	25		20.14	20.16	20.12		
10	50	0		20.15	20.12	20.06		
10	1	0	256-QAM	18.26	18.35	18.19	18.47	0.0703
10	1	25		18.30	18.45	18.18		
10	1	49		18.35	18.49	18.32		
10	25	0		18.14	18.18	18.07		
10	25	12		18.25	18.41	18.07		
10	25	25		18.31	18.32	18.02		
10	50	0		18.28	18.40	18.05		
Limit	ERP < 3W			Result			Pass	

LTE Band 12 Maximum Average Power [dBm] (GT - LC = 2.13 dB)								
BW [MHz]	RB Size	RB Offset	Mod	Lowest	Middle	Highest	ERP (dBm)	ERP (W)
5	1	0	QPSK	23.09	23.05	23.12	23.10	0.2042
5	1	12		23.02	23.01	23.03		
5	1	24		23.03	23.04	23.02		
5	12	0		22.02	22.05	22.05		
5	12	7		22.01	22.16	22.06		
5	12	13		22.00	22.09	22.12		
5	25	0		22.14	22.11	22.07		
5	1	0	16-QAM	22.12	22.14	22.18	22.37	0.1726
5	1	12		22.28	22.21	22.26		
5	1	24		22.39	22.39	22.28		
5	12	0		21.00	21.13	21.07		
5	12	7		21.03	21.12	21.08		
5	12	13		21.01	21.09	21.01		
5	25	0		21.09	21.11	21.10		
5	1	0	64-QAM	21.01	21.16	21.10	21.21	0.1321
5	1	12		21.23	21.14	21.11		
5	1	24		21.18	21.14	21.14		
5	12	0		20.11	20.12	20.09		
5	12	7		20.12	20.19	20.19		
5	12	13		20.00	20.11	20.06		
5	25	0		20.02	20.03	20.01		
5	1	0	256-QAM	18.10	18.15	18.17	18.44	0.0698
5	1	12		18.28	18.29	18.17		
5	1	24		18.33	18.46	18.15		
5	12	0		18.11	18.14	18.04		
5	12	7		18.07	18.36	18.16		
5	12	13		18.15	18.24	18.03		
5	25	0		18.15	18.40	18.19		
Limit	ERP < 3W			Result			Pass	

LTE Band 12 Maximum Average Power [dBm] (GT - LC = 2.13 dB)								
BW [MHz]	RB Size	RB Offset	Mod	Lowest	Middle	Highest	ERP (dBm)	ERP (W)
3	1	0	QPSK	23.04	23.09	23.05	23.08	0.2032
3	1	8		23.10	23.00	23.06		
3	1	14		23.05	23.09	23.01		
3	8	0		22.04	22.05	22.00		
3	8	4		22.06	22.09	22.08		
3	8	7		22.06	22.05	22.00		
3	15	0		22.07	22.09	22.16		
3	1	0	16-QAM	22.24	22.28	22.16	22.36	0.1722
3	1	8		22.20	22.20	22.19		
3	1	14		22.38	22.26	22.35		
3	8	0		21.17	21.03	21.07		
3	8	4		21.16	21.00	21.19		
3	8	7		21.05	21.02	21.11		
3	15	0		21.08	21.18	21.10		
3	1	0	64-QAM	21.04	21.03	21.19	21.20	0.1318
3	1	8		21.22	21.09	21.10		
3	1	14		21.21	21.14	21.17		
3	8	0		20.02	20.18	20.07		
3	8	4		20.15	20.03	20.19		
3	8	7		20.09	20.00	20.03		
3	15	0		20.19	20.15	20.08		
3	1	0	256-QAM	18.12	18.32	18.00	18.30	0.0676
3	1	8		18.25	18.26	18.09		
3	1	14		18.18	18.31	18.13		
3	8	0		18.18	18.16	18.17		
3	8	4		18.18	18.26	18.18		
3	8	7		18.18	18.27	18.01		
3	15	0		18.10	18.28	18.12		
Limit	ERP < 3W			Result			Pass	

LTE Band 12 Maximum Average Power [dBm] (GT - LC = 2.13 dB)								
BW [MHz]	RB Size	RB Offset	Mod	Lowest	Middle	Highest	ERP (dBm)	ERP (W)
1.4	1	0	QPSK	23.10	23.04	23.04	23.08	0.2032
1.4	1	3		23.09	23.05	23.07		
1.4	1	5		23.00	23.08	23.09		
1.4	3	0		23.05	23.04	23.09		
1.4	3	1		23.06	23.07	23.09		
1.4	3	3		23.03	23.03	23.01		
1.4	6	0		22.16	22.06	22.09		
1.4	1	0	16-QAM	22.11	22.08	22.17	22.17	0.1648
1.4	1	3		22.02	22.07	22.01		
1.4	1	5		22.14	22.04	22.19		
1.4	3	0		22.14	22.12	22.08		
1.4	3	1		22.04	22.03	22.06		
1.4	3	3		22.15	22.05	22.13		
1.4	6	0		21.05	21.19	21.10		
1.4	1	0	64-QAM	21.07	21.04	21.08	21.17	0.1309
1.4	1	3		21.05	21.09	21.07		
1.4	1	5		21.01	21.01	21.06		
1.4	3	0		21.13	21.06	21.07		
1.4	3	1		21.07	21.19	21.13		
1.4	3	3		21.18	21.15	21.12		
1.4	6	0		20.10	20.09	20.04		
1.4	1	0	256-QAM	18.31	18.25	18.09	18.44	0.0698
1.4	1	3		18.33	18.33	18.03		
1.4	1	5		18.32	18.43	18.24		
1.4	3	0		18.11	18.29	18.16		
1.4	3	1		18.13	18.23	18.08		
1.4	3	3		18.37	18.46	18.01		
1.4	6	0		18.32	18.24	18.16		
Limit	ERP < 3W			Result			Pass	

LTE Band 13 Maximum Average Power [dBm] (GT - LC = 2.75 dB)								
BW [MHz]	RB Size	RB Offset	Mod	Lowest	Middle	Highest	ERP (dBm)	ERP (W)
10	1	0	QPSK	-	23.18	-	23.78	0.2388
10	1	25			23.12			
10	1	49			23.15			
10	25	0			22.19			
10	25	12			22.22			
10	25	25			22.27			
10	50	0			22.26			
10	1	0	16-QAM		22.49		23.10	0.2042
10	1	25			22.50			
10	1	49			22.44			
10	25	0			21.22			
10	25	12			21.22			
10	25	25			21.26			
10	50	0			21.25			
10	1	0	64-QAM		21.12		22.03	0.1596
10	1	25			21.17			
10	1	49			21.43			
10	25	0			20.09			
10	25	12			20.28			
10	25	25			20.30			
10	50	0			20.03			
10	1	0	256-QAM		18.29		19.03	0.0800
10	1	25			18.31			
10	1	49			18.43			
10	25	0			18.27			
10	25	12			18.24			
10	25	25			18.42			
10	50	0			18.36			
Limit	ERP < 3W			Result			Pass	

LTE Band 13 Maximum Average Power [dBm] (GT - LC = 2.75 dB)								
BW [MHz]	RB Size	RB Offset	Mod	Lowest	Middle	Highest	ERP (dBm)	ERP (W)
5	1	0	QPSK	23.04	23.14	23.03	23.74	0.2366
5	1	12		23.05	23.07	23.00		
5	1	24		23.13	23.08	23.09		
5	12	0		22.17	22.10	22.18		
5	12	7		22.21	22.14	22.15		
5	12	13		22.18	22.09	22.04		
5	25	0		22.04	22.09	22.12		
5	1	0	16-QAM	22.34	22.37	22.31	23.07	0.2028
5	1	12		22.47	22.28	22.46		
5	1	24		22.38	22.30	22.16		
5	12	0		21.09	21.22	21.06		
5	12	7		21.04	21.14	21.16		
5	12	13		21.22	21.23	21.18		
5	25	0		21.01	21.19	21.05		
5	1	0	64-QAM	21.00	21.03	21.00	21.90	0.1549
5	1	12		21.07	21.16	21.09		
5	1	24		21.19	21.13	21.30		
5	12	0		20.05	20.05	20.00		
5	12	7		20.18	20.28	20.07		
5	12	13		20.09	20.29	20.11		
5	25	0		20.30	20.01	20.00		
5	1	0	256-QAM	18.31	18.17	18.04	19.05	0.0804
5	1	12		18.45	18.32	18.16		
5	1	24		18.39	18.45	18.15		
5	12	0		18.00	18.21	18.15		
5	12	7		18.14	18.24	18.00		
5	12	13		18.33	18.45	18.07		
5	25	0		18.25	18.40	18.05		
Limit	ERP < 3W			Result			Pass	

LTE Band 26 Maximum Average Power [dBm] (GT - LC = 1.65 dB)								
BW [MHz]	RB Size	RB Offset	Mod	Lowest	Middle	Highest	ERP (dBm)	ERP (W)
15	1	0	QPSK	23.21	23.02	23.20	22.71	0.1866
15	1	37		23.00	22.86	23.07		
15	1	74		23.14	22.95	23.04		
15	36	0		22.10	22.11	22.05		
15	36	20		22.09	21.98	22.00		
15	36	39		22.11	22.19	22.02		
15	75	0		22.06	22.03	22.00		
15	1	0	16-QAM	22.30	22.34	22.33	21.89	0.1545
15	1	37		22.31	22.01	22.22		
15	1	74		22.30	22.39	22.15		
15	36	0		21.09	21.16	21.03		
15	36	20		21.08	21.23	21.01		
15	36	39		21.12	20.98	21.03		
15	75	0		21.08	20.97	21.02		
15	1	0	64-QAM	21.16	20.95	21.18	20.76	0.1191
15	1	37		21.26	21.14	21.16		
15	1	74		21.16	21.05	21.04		
15	36	0		20.15	20.04	20.12		
15	36	20		20.12	20.25	20.04		
15	36	39		20.15	20.27	20.09		
15	75	0		20.08	19.94	20.06		
15	1	0	256-QAM	18.32	18.14	18.04	17.98	0.0628
15	1	37		18.39	18.26	18.06		
15	1	74		18.40	18.32	18.25		
15	36	0		18.31	18.16	18.06		
15	36	20		18.26	18.35	18.10		
15	36	39		18.33	18.39	18.10		
15	75	0		18.23	18.48	18.20		
Limit	ERP < 7W			Result			Pass	

LTE Band 26 Maximum Average Power [dBm] (GT - LC = 1.65 dB)								
BW [MHz]	RB Size	RB Offset	Mod	Lowest	Middle	Highest	ERP (dBm)	ERP (W)
10	1	0	QPSK	23.05	23.03	23.13	22.69	0.1858
10	1	25		23.03	23.07	23.02		
10	1	49		23.19	23.06	23.09		
10	25	0		22.11	21.95	22.19		
10	25	12		22.10	22.21	22.08		
10	25	25		22.10	22.01	22.00		
10	50	0		22.15	22.09	22.19		
10	1	0	16-QAM	22.24	22.38	22.24	21.88	0.1542
10	1	25		22.00	22.30	22.12		
10	1	49		22.01	22.05	22.14		
10	25	0		20.96	21.15	21.20		
10	25	12		20.99	21.16	21.21		
10	25	25		21.21	21.07	21.11		
10	50	0		21.23	21.10	21.03		
10	1	0	64-QAM	21.15	21.10	21.17	20.73	0.1183
10	1	25		21.17	21.23	21.18		
10	1	49		20.97	21.23	21.04		
10	25	0		20.16	20.13	20.07		
10	25	12		20.04	20.15	20.16		
10	25	25		20.03	19.98	20.10		
10	50	0		20.21	20.18	20.12		
10	1	0	256-QAM	18.24	18.37	18.06	17.89	0.0615
10	1	25		18.39	18.33	18.06		
10	1	49		18.13	18.28	18.17		
10	25	0		18.06	18.20	18.14		
10	25	12		18.05	18.12	18.18		
10	25	25		18.10	18.26	18.19		
10	50	0		18.24	18.00	18.00		
Limit	ERP < 7W			Result			Pass	

LTE Band 26 Maximum Average Power [dBm] (GT - LC = 1.65 dB)								
BW [MHz]	RB Size	RB Offset	Mod	Lowest	Middle	Highest	ERP (dBm)	ERP (W)
5	1	0	QPSK	23.11	23.18	23.01	22.70	0.1862
5	1	12		23.20	23.10	23.02		
5	1	24		23.09	23.05	23.04		
5	12	0		22.09	22.16	22.05		
5	12	7		22.07	22.26	22.11		
5	12	13		22.06	22.14	22.14		
5	25	0		22.09	22.13	22.10		
5	1	0	16-QAM	22.19	22.15	22.26	21.79	0.1510
5	1	12		22.06	22.23	22.16		
5	1	24		22.26	22.11	22.29		
5	12	0		21.02	21.19	21.29		
5	12	7		21.03	21.02	21.12		
5	12	13		20.99	21.15	21.25		
5	25	0		21.24	21.25	21.16		
5	1	0	64-QAM	21.01	21.15	21.11	20.80	0.1202
5	1	12		21.11	21.30	21.00		
5	1	24		21.24	21.10	21.00		
5	12	0		20.21	20.04	20.06		
5	12	7		20.07	20.06	20.02		
5	12	13		20.11	20.09	20.05		
5	25	0		20.18	19.99	20.18		
5	1	0	256-QAM	18.35	18.27	18.18	17.86	0.0611
5	1	12		18.36	18.21	18.23		
5	1	24		18.31	18.20	18.11		
5	12	0		18.25	18.17	18.28		
5	12	7		18.05	18.07	18.28		
5	12	13		18.24	18.33	18.22		
5	25	0		18.19	18.06	18.08		
Limit	ERP < 7W			Result			Pass	

LTE Band 26 Maximum Average Power [dBm] (GT - LC = 1.65 dB)								
BW [MHz]	RB Size	RB Offset	Mod	Lowest	Middle	Highest	ERP (dBm)	ERP (W)
3	1	0	QPSK	23.09	23.00	23.18	22.68	0.1854
3	1	8		23.10	23.08	23.05		
3	1	14		23.03	23.10	23.10		
3	8	0		22.25	22.29	22.25		
3	8	4		22.16	22.13	22.13		
3	8	7		22.33	22.12	22.01		
3	15	0		22.05	22.31	22.20		
3	1	0	16-QAM	21.97	22.17	22.19	21.87	0.1538
3	1	8		22.09	22.37	22.14		
3	1	14		22.28	22.14	22.25		
3	8	0		21.17	20.96	21.13		
3	8	4		21.03	20.98	21.27		
3	8	7		20.98	21.27	21.28		
3	15	0		21.04	20.99	21.20		
3	1	0	64-QAM	21.10	21.25	21.17	20.79	0.1199
3	1	8		21.29	21.25	21.27		
3	1	14		21.15	21.05	21.20		
3	8	0		20.21	20.27	20.28		
3	8	4		20.15	20.01	20.16		
3	8	7		20.04	20.01	20.04		
3	15	0		20.19	20.00	20.16		
3	1	0	256-QAM	18.19	18.27	18.19	17.78	0.0600
3	1	8		18.16	18.28	18.10		
3	1	14		18.25	18.18	18.07		
3	8	0		18.04	18.18	18.00		
3	8	4		18.09	18.04	18.22		
3	8	7		18.02	18.18	18.03		
3	15	0		18.20	18.15	18.17		
Limit	ERP < 7W			Result			Pass	

LTE Band 26 Maximum Average Power [dBm] (GT - LC = 1.65 dB)								
BW [MHz]	RB Size	RB Offset	Mod	Lowest	Middle	Highest	ERP (dBm)	ERP (W)
1.4	1	0	QPSK	23.16	23.24	23.15	22.74	0.1879
1.4	1	3		23.10	23.12	23.05		
1.4	1	5		23.08	23.19	23.01		
1.4	3	0		23.07	23.13	23.06		
1.4	3	1		22.98	23.22	23.04		
1.4	3	3		23.23	23.06	23.04		
1.4	6	0		22.14	22.12	22.13		
1.4	1	0	16-QAM	22.20	22.12	22.17	21.78	0.1507
1.4	1	3		22.28	22.11	22.17		
1.4	1	5		21.91	22.19	22.11		
1.4	3	0		22.11	22.21	22.04		
1.4	3	1		22.01	22.13	22.00		
1.4	3	3		22.14	22.04	22.02		
1.4	6	0		20.92	21.18	21.17		
1.4	1	0	64-QAM	21.15	21.19	21.13	20.69	0.1172
1.4	1	3		21.19	21.13	21.04		
1.4	1	5		21.06	21.15	21.04		
1.4	3	0		21.00	21.15	21.03		
1.4	3	1		21.14	21.04	21.06		
1.4	3	3		21.04	21.10	21.02		
1.4	6	0		20.20	20.14	20.07		
1.4	1	0	256-QAM	18.23	18.20	18.04	17.92	0.0619
1.4	1	3		18.34	18.35	18.00		
1.4	1	5		18.17	18.24	18.18		
1.4	3	0		18.17	18.08	18.14		
1.4	3	1		18.28	18.36	18.13		
1.4	3	3		18.42	18.39	18.29		
1.4	6	0		18.30	18.20	18.09		
Limit	ERP < 7W			Result			Pass	

LTE Band 38 Maximum Average Power [dBm] (GT - LC = 3.58 dB)								
BW [MHz]	RB Size	RB Offset	Mod	Lowest	Middle	Highest	EIRP (dBm)	EIRP (W)
20	1	0	QPSK	23.28	23.25	23.24	26.86	0.4853
20	1	49		23.24	23.20	23.14		
20	1	99		23.25	23.22	23.16		
20	50	0		22.47	22.48	22.41		
20	50	24		22.53	22.45	22.40		
20	50	50		22.51	22.50	22.45		
20	100	0		22.54	22.53	22.42		
20	1	0	16-QAM	22.69	22.61	22.63	26.27	0.4236
20	1	49		22.65	22.63	22.50		
20	1	99		22.65	22.67	22.60		
20	50	0		21.53	21.51	21.46		
20	50	24		21.58	21.48	21.45		
20	50	50		21.57	21.53	21.50		
20	100	0		21.58	21.58	21.43		
20	1	0	64-QAM	21.49	21.44	21.39	25.08	0.3221
20	1	49		21.47	21.43	21.35		
20	1	99		21.48	21.50	21.44		
20	50	0		20.53	20.51	20.46		
20	50	24		20.58	20.49	20.45		
20	50	50		20.58	20.55	20.50		
20	100	0		20.60	20.57	20.43		
20	1	0	256-QAM	18.15	18.18	18.03	22.02	0.1592
20	1	49		18.44	18.27	18.03		
20	1	99		18.31	18.43	18.26		
20	50	0		17.96	18.30	17.85		
20	50	24		18.29	18.37	18.14		
20	50	50		18.37	18.39	18.16		
20	100	0		18.23	18.22	17.91		
Limit	EIRP < 2W			Result			Pass	

LTE Band 38 Maximum Average Power [dBm] (GT - LC = 3.58 dB)								
BW [MHz]	RB Size	RB Offset	Mod	Lowest	Middle	Highest	EIRP (dBm)	EIRP (W)
15	1	0	QPSK	22.98	22.97	22.97	26.73	0.4710
15	1	37		23.12	22.93	23.01		
15	1	74		22.97	22.96	23.15		
15	36	0		22.37	22.44	22.34		
15	36	20		22.26	22.24	22.30		
15	36	39		22.51	22.23	22.27		
15	75	0		22.43	22.25	22.34		
15	1	0	16-QAM	22.42	22.41	22.62	26.20	0.4169
15	1	37		22.44	22.38	22.34		
15	1	74		22.61	22.42	22.39		
15	36	0		21.24	21.23	21.28		
15	36	20		21.48	21.29	21.30		
15	36	39		21.50	21.24	21.34		
15	75	0		21.37	21.29	21.39		
15	1	0	64-QAM	21.20	21.16	21.21	25.06	0.3206
15	1	37		21.36	21.38	21.22		
15	1	74		21.28	21.48	21.35		
15	36	0		20.51	20.21	20.32		
15	36	20		20.40	20.34	20.29		
15	36	39		20.52	20.55	20.44		
15	75	0		20.45	20.36	20.19		
15	1	0	256-QAM	18.15	18.18	18.09	22.08	0.1614
15	1	37		18.42	18.31	18.08		
15	1	74		18.22	18.50	18.28		
15	36	0		18.08	18.22	18.02		
15	36	20		18.32	18.38	18.13		
15	36	39		18.26	18.27	18.16		
15	75	0		18.15	18.40	18.00		
Limit	EIRP < 2W			Result			Pass	

LTE Band 38 Maximum Average Power [dBm] (GT - LC = 3.58 dB)								
BW [MHz]	RB Size	RB Offset	Mod	Lowest	Middle	Highest	EIRP (dBm)	EIRP (W)
10	1	0	QPSK	23.17	23.18	23.14	26.76	0.4742
10	1	25		23.01	22.96	22.95		
10	1	49		23.09	23.07	22.93		
10	25	0		22.18	22.41	22.13		
10	25	12		22.43	22.16	22.21		
10	25	25		22.21	22.28	22.33		
10	50	0		22.30	22.32	22.36		
10	1	0	16-QAM	22.58	22.61	22.56	26.19	0.4159
10	1	25		22.45	22.54	22.49		
10	1	49		22.53	22.61	22.34		
10	25	0		21.48	21.46	21.28		
10	25	12		21.44	21.20	21.16		
10	25	25		21.56	21.38	21.30		
10	50	0		21.42	21.32	21.23		
10	1	0	64-QAM	21.47	21.23	21.24	25.05	0.3199
10	1	25		21.25	21.17	21.05		
10	1	49		21.41	21.26	21.24		
10	25	0		20.25	20.45	20.36		
10	25	12		20.38	20.21	20.24		
10	25	25		20.32	20.39	20.38		
10	50	0		20.33	20.34	20.42		
10	1	0	256-QAM	18.15	18.33	18.01	22.00	0.1585
10	1	25		18.33	18.32	18.08		
10	1	49		18.37	18.37	18.31		
10	25	0		17.94	18.12	17.88		
10	25	12		18.30	18.42	18.14		
10	25	25		18.25	18.34	18.10		
10	50	0		18.15	18.36	17.99		
Limit	EIRP < 2W			Result			Pass	

LTE Band 38 Maximum Average Power [dBm] (GT - LC = 3.58 dB)								
BW [MHz]	RB Size	RB Offset	Mod	Lowest	Middle	Highest	EIRP (dBm)	EIRP (W)
5	1	0	QPSK	23.03	23.19	23.05	26.77	0.4753
5	1	12		23.10	23.19	22.91		
5	1	24		22.96	22.93	23.01		
5	12	0		22.36	22.25	22.38		
5	12	7		22.36	22.40	22.20		
5	12	13		22.50	22.36	22.37		
5	25	0		22.33	22.29	22.29		
5	1	0	16-QAM	22.65	22.59	22.57	26.23	0.4198
5	1	12		22.49	22.52	22.32		
5	1	24		22.42	22.59	22.35		
5	12	0		21.30	21.40	21.35		
5	12	7		21.29	21.21	21.20		
5	12	13		21.38	21.29	21.22		
5	25	0		21.58	21.37	21.24		
5	1	0	64-QAM	21.35	21.38	21.32	24.96	0.3133
5	1	12		21.21	21.20	21.29		
5	1	24		21.24	21.21	21.31		
5	12	0		20.41	20.38	20.40		
5	12	7		20.37	20.31	20.30		
5	12	13		20.32	20.45	20.36		
5	25	0		20.49	20.47	20.25		
5	1	0	256-QAM	18.15	18.34	17.99	22.10	0.1622
5	1	12		18.35	18.43	18.12		
5	1	24		18.30	18.52	18.20		
5	12	0		17.99	18.18	17.92		
5	12	7		18.29	18.23	18.17		
5	12	13		18.29	18.28	18.11		
5	25	0		18.28	18.29	17.94		
Limit	EIRP < 2W			Result			Pass	

LTE Band 41 Maximum Average Power [dBm] (GT - LC = 3.58 dB)								
BW [MHz]	RB Size	RB Offset	Mod	Lowest	Middle	Highest	EIRP (dBm)	EIRP (W)
20	1	0	QPSK	23.76	23.81	23.41	27.39	0.5483
20	1	49		23.75	23.70	23.23		
20	1	99		23.73	23.78	23.19		
20	50	0		22.94	22.80	22.35		
20	50	24		22.91	22.86	22.30		
20	50	50		22.88	22.85	22.32		
20	100	0		22.91	22.88	22.30		
20	1	0	16-QAM	22.90	22.92	22.52	26.50	0.4467
20	1	49		22.87	22.79	22.31		
20	1	99		22.91	22.89	22.28		
20	50	0		21.98	21.85	21.37		
20	50	24		21.94	21.89	21.32		
20	50	50		21.93	21.88	21.35		
20	100	0		21.94	21.89	21.33		
20	1	0	64-QAM	21.54	21.60	21.20	25.34	0.3420
20	1	49		21.63	21.55	21.02		
20	1	99		21.73	21.76	21.23		
20	50	0		21.00	20.85	20.40		
20	50	24		20.95	20.89	20.33		
20	50	50		20.94	20.87	20.36		
20	100	0		20.96	20.88	20.33		
20	1	0	256-QAM	18.32	18.15	18.07	22.05	0.1603
20	1	49		18.37	18.28	18.13		
20	1	99		18.47	18.34	18.16		
20	50	0		18.31	18.28	18.00		
20	50	24		18.36	18.32	18.00		
20	50	50		18.41	18.34	18.04		
20	100	0		18.23	18.21	18.00		
Limit	EIRP < 2W			Result			Pass	

LTE Band 41 Maximum Average Power [dBm] (GT - LC = 3.58 dB)								
BW [MHz]	RB Size	RB Offset	Mod	Lowest	Middle	Highest	EIRP (dBm)	EIRP (W)
15	1	0	QPSK	23.52	23.64	23.39	27.22	0.5272
15	1	37		23.55	23.57	23.27		
15	1	74		23.56	23.56	23.19		
15	36	0		22.64	22.74	22.09		
15	36	20		22.74	22.63	22.09		
15	36	39		22.80	22.65	22.24		
15	75	0		22.69	22.83	22.12		
15	1	0	16-QAM	22.65	22.63	22.38	26.44	0.4406
15	1	37		22.86	22.59	22.02		
15	1	74		22.76	22.83	22.26		
15	36	0		21.97	21.71	21.10		
15	36	20		21.65	21.82	21.15		
15	36	39		21.68	21.86	21.18		
15	75	0		21.76	21.73	21.07		
15	1	0	64-QAM	21.42	21.42	21.00	25.21	0.3319
15	1	37		21.37	21.54	21.28		
15	1	74		21.57	21.63	21.29		
15	36	0		20.81	20.77	20.36		
15	36	20		20.75	20.80	20.08		
15	36	39		20.68	20.74	20.20		
15	75	0		20.89	20.76	20.15		
15	1	0	256-QAM	18.25	18.15	18.07	22.02	0.1592
15	1	37		18.39	18.44	18.08		
15	1	74		18.35	18.24	18.17		
15	36	0		18.20	18.29	18.24		
15	36	20		18.33	18.28	18.10		
15	36	39		18.36	18.30	18.14		
15	75	0		18.28	18.21	18.00		
Limit	EIRP < 2W			Result			Pass	

LTE Band 41 Maximum Average Power [dBm] (GT - LC = 3.58 dB)								
BW [MHz]	RB Size	RB Offset	Mod	Lowest	Middle	Highest	EIRP (dBm)	EIRP (W)
10	1	0	QPSK	23.49	23.79	23.32	27.37	0.5458
10	1	25		23.66	23.53	23.03		
10	1	49		23.43	23.70	23.39		
10	25	0		22.68	22.66	22.17		
10	25	12		22.89	22.84	22.01		
10	25	25		22.83	22.61	22.08		
10	50	0		22.81	22.82	22.11		
10	1	0	16-QAM	22.83	22.79	22.37	26.41	0.4375
10	1	25		22.76	22.58	22.21		
10	1	49		22.80	22.64	22.23		
10	25	0		21.93	21.64	21.20		
10	25	12		21.68	21.65	21.04		
10	25	25		21.75	21.86	21.17		
10	50	0		21.81	21.59	21.29		
10	1	0	64-QAM	21.32	21.38	21.35	25.21	0.3319
10	1	25		21.63	21.40	21.15		
10	1	49		21.63	21.58	21.42		
10	25	0		20.96	20.77	20.16		
10	25	12		20.74	20.86	20.05		
10	25	25		20.79	20.70	20.23		
10	50	0		20.92	20.70	20.22		
10	1	0	256-QAM	18.20	18.15	18.08	22.03	0.1596
10	1	25		18.27	18.45	18.06		
10	1	49		18.44	18.36	18.13		
10	25	0		18.12	18.10	18.24		
10	25	12		18.31	18.22	18.14		
10	25	25		18.39	18.40	18.00		
10	50	0		18.29	18.18	18.09		
Limit	EIRP < 2W			Result			Pass	

LTE Band 41 Maximum Average Power [dBm] (GT - LC = 3.58 dB)								
BW [MHz]	RB Size	RB Offset	Mod	Lowest	Middle	Highest	EIRP (dBm)	EIRP (W)
5	1	0	QPSK	23.64	23.51	23.30	27.23	0.5284
5	1	12		23.45	23.49	23.28		
5	1	24		23.44	23.65	23.25		
5	12	0		22.68	22.51	22.12		
5	12	7		22.85	22.56	22.27		
5	12	13		22.63	22.60	22.16		
5	25	0		22.78	22.76	22.24		
5	1	0	16-QAM	22.83	22.80	22.37	26.41	0.4375
5	1	12		22.59	22.53	22.22		
5	1	24		22.81	22.61	22.00		
5	12	0		21.77	21.68	21.37		
5	12	7		21.79	21.84	21.17		
5	12	13		21.76	21.62	21.32		
5	25	0		21.86	21.62	21.16		
5	1	0	64-QAM	21.34	21.39	21.18	25.32	0.3404
5	1	12		21.34	21.28	21.22		
5	1	24		21.46	21.74	21.23		
5	12	0		20.71	20.75	20.25		
5	12	7		20.65	20.88	20.27		
5	12	13		20.85	20.78	20.18		
5	25	0		20.66	20.84	20.32		
5	1	0	256-QAM	18.15	18.15	18.17	22.03	0.1596
5	1	12		18.40	18.40	18.12		
5	1	24		18.42	18.28	18.33		
5	12	0		18.16	18.06	18.28		
5	12	7		18.41	18.22	18.27		
5	12	13		18.45	18.39	18.12		
5	25	0		18.33	18.17	18.29		
Limit	EIRP < 2W			Result			Pass	

LTE Band 66 Maximum Average Power [dBm] (GT - LC = 2.86 dB)								
BW [MHz]	RB Size	RB Offset	Mod	Lowest	Middle	Highest	EIRP (dBm)	EIRP (W)
20	1	0	QPSK	23.48	23.58	23.56	26.44	0.4406
20	1	49		23.30	23.50	23.34		
20	1	99		23.39	23.48	23.33		
20	50	0		22.42	22.59	22.47		
20	50	24		22.49	22.57	22.47		
20	50	50		22.46	22.63	22.52		
20	100	0		22.48	22.57	22.45		
20	1	0	16-QAM	22.72	22.82	22.81	25.71	0.3724
20	1	49		22.67	22.85	22.68		
20	1	99		22.71	22.83	22.65		
20	50	0		21.41	21.60	21.49		
20	50	24		21.51	21.59	21.47		
20	50	50		21.48	21.63	21.52		
20	100	0		21.50	21.56	21.45		
20	1	0	64-QAM	21.59	21.63	21.69	24.60	0.2884
20	1	49		21.62	21.74	21.60		
20	1	99		21.68	21.72	21.61		
20	50	0		20.44	20.63	20.51		
20	50	24		20.55	20.62	20.48		
20	50	50		20.50	20.67	20.53		
20	100	0		20.51	20.60	20.48		
20	1	0	256-QAM	18.17	18.19	18.06	21.37	0.1371
20	1	49		18.47	18.39	18.01		
20	1	99		18.34	18.51	18.15		
20	50	0		18.26	18.16	18.19		
20	50	24		18.24	18.27	18.01		
20	50	50		18.28	18.28	18.14		
20	100	0		18.22	18.31	18.03		
Limit	EIRP < 1W			Result			Pass	

LTE Band 66 Maximum Average Power [dBm] (GT - LC = 2.86 dB)								
BW [MHz]	RB Size	RB Offset	Mod	Lowest	Middle	Highest	EIRP (dBm)	EIRP (W)
15	1	0	QPSK	23.26	23.48	23.55	26.41	0.4375
15	1	37		23.20	23.40	23.21		
15	1	74		23.19	23.43	23.11		
15	36	0		22.37	22.44	22.33		
15	36	20		22.25	22.34	22.23		
15	36	39		22.37	22.50	22.32		
15	75	0		22.46	22.47	22.26		
15	1	0	16-QAM	22.61	22.62	22.60	25.63	0.3656
15	1	37		22.46	22.77	22.58		
15	1	74		22.54	22.64	22.53		
15	36	0		21.33	21.50	21.44		
15	36	20		21.32	21.56	21.32		
15	36	39		21.41	21.54	21.42		
15	75	0		21.25	21.28	21.25		
15	1	0	64-QAM	21.40	21.40	21.54	24.51	0.2825
15	1	37		21.39	21.44	21.36		
15	1	74		21.39	21.65	21.51		
15	36	0		20.42	20.42	20.33		
15	36	20		20.50	20.39	20.41		
15	36	39		20.24	20.65	20.27		
15	75	0		20.34	20.52	20.28		
15	1	0	256-QAM	18.33	18.28	18.14	21.28	0.1343
15	1	37		18.42	18.32	18.13		
15	1	74		18.36	18.34	18.17		
15	36	0		18.15	18.29	18.02		
15	36	20		18.33	18.31	18.11		
15	36	39		18.36	18.31	18.17		
15	75	0		18.29	18.36	18.09		
Limit	EIRP < 1W			Result			Pass	

LTE Band 66 Maximum Average Power [dBm] (GT - LC = 2.86 dB)								
BW [MHz]	RB Size	RB Offset	Mod	Lowest	Middle	Highest	EIRP (dBm)	EIRP (W)
10	1	0	QPSK	23.48	23.29	23.29	26.34	0.4305
10	1	25		23.04	23.29	23.15		
10	1	49		23.15	23.43	23.25		
10	25	0		22.38	22.52	22.42		
10	25	12		22.39	22.49	22.42		
10	25	25		22.30	22.35	22.25		
10	50	0		22.46	22.49	22.17		
10	1	0	16-QAM	22.42	22.75	22.69	25.61	0.3639
10	1	25		22.65	22.75	22.60		
10	1	49		22.45	22.72	22.58		
10	25	0		21.23	21.46	21.28		
10	25	12		21.39	21.45	21.20		
10	25	25		21.39	21.37	21.25		
10	50	0		21.41	21.34	21.37		
10	1	0	64-QAM	21.59	21.38	21.39	24.60	0.2884
10	1	25		21.57	21.74	21.32		
10	1	49		21.54	21.47	21.58		
10	25	0		20.29	20.45	20.39		
10	25	12		20.31	20.52	20.31		
10	25	25		20.50	20.38	20.45		
10	50	0		20.41	20.41	20.30		
10	1	0	256-QAM	18.24	18.24	18.04	21.28	0.1343
10	1	25		18.31	18.27	18.15		
10	1	49		18.33	18.42	18.23		
10	25	0		18.16	18.22	18.20		
10	25	12		18.28	18.32	18.17		
10	25	25		18.36	18.31	18.08		
10	50	0		18.13	18.40	18.16		
Limit	EIRP < 1W			Result			Pass	

LTE Band 66 Maximum Average Power [dBm] (GT - LC = 2.86 dB)								
BW [MHz]	RB Size	RB Offset	Mod	Lowest	Middle	Highest	EIRP (dBm)	EIRP (W)
5	1	0	QPSK	23.28	23.43	23.47	26.33	0.4295
5	1	12		23.23	23.29	23.34		
5	1	24		23.24	23.45	23.14		
5	12	0		22.15	22.55	22.37		
5	12	7		22.29	22.36	22.19		
5	12	13		22.43	22.53	22.50		
5	25	0		22.27	22.36	22.43		
5	1	0	16-QAM	22.48	22.67	22.66	25.62	0.3648
5	1	12		22.46	22.76	22.43		
5	1	24		22.58	22.55	22.62		
5	12	0		21.29	21.57	21.22		
5	12	7		21.33	21.58	21.19		
5	12	13		21.25	21.42	21.28		
5	25	0		21.38	21.28	21.43		
5	1	0	64-QAM	21.43	21.63	21.58	24.49	0.2812
5	1	12		21.42	21.59	21.58		
5	1	24		21.46	21.50	21.51		
5	12	0		20.22	20.34	20.31		
5	12	7		20.33	20.49	20.30		
5	12	13		20.30	20.38	20.46		
5	25	0		20.23	20.34	20.37		
5	1	0	256-QAM	18.29	18.33	18.02	21.29	0.1346
5	1	12		18.39	18.32	18.19		
5	1	24		18.41	18.39	18.21		
5	12	0		18.07	18.13	18.08		
5	12	7		18.17	18.32	18.12		
5	12	13		18.38	18.43	18.11		
5	25	0		18.32	18.29	18.05		
Limit	EIRP < 1W			Result			Pass	

LTE Band 66 Maximum Average Power [dBm] (GT - LC = 2.86 dB)								
BW [MHz]	RB Size	RB Offset	Mod	Lowest	Middle	Highest	EIRP (dBm)	EIRP (W)
3	1	0	QPSK	23.29	23.52	23.55	26.41	0.4375
3	1	8		23.11	23.30	23.32		
3	1	14		23.37	23.36	23.29		
3	8	0		22.30	22.35	22.23		
3	8	4		22.33	22.40	22.17		
3	8	7		22.33	22.38	22.50		
3	15	0		22.31	22.48	22.28		
3	1	0	16-QAM	22.53	22.58	22.79	25.65	0.3673
3	1	8		22.67	22.66	22.47		
3	1	14		22.49	22.71	22.44		
3	8	0		21.38	21.38	21.36		
3	8	4		21.38	21.55	21.25		
3	8	7		21.22	21.35	21.39		
3	15	0		21.37	21.36	21.18		
3	1	0	64-QAM	21.58	21.43	21.48	24.57	0.2864
3	1	8		21.43	21.71	21.35		
3	1	14		21.49	21.47	21.38		
3	8	0		20.25	20.40	20.24		
3	8	4		20.50	20.44	20.48		
3	8	7		20.30	20.37	20.47		
3	15	0		20.37	20.37	20.27		
3	1	0	256-QAM	18.25	18.15	18.11	21.27	0.1340
3	1	8		18.27	18.30	18.25		
3	1	14		18.41	18.35	18.23		
3	8	0		18.24	18.27	18.15		
3	8	4		18.28	18.37	18.13		
3	8	7		18.26	18.29	18.17		
3	15	0		18.33	18.27	18.25		
Limit	EIRP < 1W			Result			Pass	

LTE Band 66 Maximum Average Power [dBm] (GT - LC = 2.86 dB)								
BW [MHz]	RB Size	RB Offset	Mod	Lowest	Middle	Highest	EIRP (dBm)	EIRP (W)
1.4	1	0	QPSK	23.41	23.40	23.38	26.36	0.4325
1.4	1	3		23.17	23.50	23.18		
1.4	1	5		23.21	23.30	23.24		
1.4	3	0		23.41	23.40	23.38		
1.4	3	1		23.17	23.50	23.18		
1.4	3	3		23.21	23.30	23.24		
1.4	6	0		22.42	22.47	22.39		
1.4	1	0	16-QAM	22.38	22.55	22.29	25.41	0.3475
1.4	1	3		22.31	22.52	22.39		
1.4	1	5		22.48	22.45	22.30		
1.4	3	0		22.42	22.47	22.39		
1.4	3	1		22.38	22.55	22.29		
1.4	3	3		22.31	22.52	22.39		
1.4	6	0		21.33	21.45	21.36		
1.4	1	0	64-QAM	21.40	21.44	21.31	24.49	0.2812
1.4	1	3		21.32	21.63	21.48		
1.4	1	5		21.31	21.49	21.37		
1.4	3	0		21.33	21.45	21.36		
1.4	3	1		21.40	21.44	21.31		
1.4	3	3		21.32	21.63	21.48		
1.4	6	0		20.35	20.44	20.51		
1.4	1	0	256-QAM	18.28	18.33	18.12	21.38	0.1374
1.4	1	3		18.34	18.43	18.07		
1.4	1	5		18.37	18.33	18.17		
1.4	3	0		18.18	18.27	18.01		
1.4	3	1		18.40	18.32	18.00		
1.4	3	3		18.28	18.52	18.14		
1.4	6	0		18.25	18.23	18.09		
Limit	EIRP < 1W			Result			Pass	

LTE Band 71 Maximum Average Power [dBm] (GT - LC = 1.91 dB)								
BW [MHz]	RB Size	RB Offset	Mod	Lowest	Middle	Highest	ERP (dBm)	ERP (W)
20	1	0	QPSK	23.40	23.28	23.28	23.16	0.2070
20	1	49		23.25	23.25	23.24		
20	1	99		23.27	23.24	23.20		
20	50	0		22.44	22.39	22.37		
20	50	24		22.42	22.36	22.39		
20	50	50		22.43	22.90	22.38		
20	100	0		22.41	22.36	22.36		
20	1	0	16-QAM	22.75	22.61	22.60	22.51	0.1782
20	1	49		22.61	22.70	22.61		
20	1	99		22.58	22.58	22.56		
20	50	0		21.44	21.37	21.39		
20	50	24		21.45	21.39	21.39		
20	50	50		21.42	21.39	21.41		
20	100	0		21.44	21.35	21.37		
20	1	0	64-QAM	21.59	21.48	21.51	21.35	0.1365
20	1	49		21.49	21.42	21.44		
20	1	99		21.52	21.47	21.48		
20	50	0		20.47	20.40	20.40		
20	50	24		20.47	20.43	20.41		
20	50	50		20.44	20.41	20.41		
20	100	0		20.47	20.41	20.39		
20	1	0	256-QAM	18.73	18.78	18.68	18.66	0.0735
20	1	49		18.84	18.81	18.46		
20	1	99		18.74	18.90	18.74		
20	50	0		18.47	18.68	18.53		
20	50	24		18.74	18.72	18.52		
20	50	50		18.72	18.76	18.51		
20	100	0		18.72	18.87	18.57		
Limit	ERP < 3W			Result			Pass	

LTE Band 71 Maximum Average Power [dBm] (GT - LC = 1.91 dB)								
BW [MHz]	RB Size	RB Offset	Mod	Lowest	Middle	Highest	ERP (dBm)	ERP (W)
15	1	0	QPSK	23.32	23.24	23.11	23.08	0.2032
15	1	37		23.20	23.15	23.16		
15	1	74		23.08	23.13	23.10		
15	36	0		22.44	22.19	22.29		
15	36	20		22.38	22.25	22.24		
15	36	39		22.26	22.88	22.36		
15	75	0		22.27	22.30	22.25		
15	1	0	16-QAM	22.59	22.57	22.59	22.46	0.1762
15	1	37		22.42	22.70	22.55		
15	1	74		22.51	22.48	22.50		
15	36	0		21.34	21.29	21.39		
15	36	20		21.29	21.37	21.28		
15	36	39		21.25	21.19	21.41		
15	75	0		21.39	21.22	21.23		
15	1	0	64-QAM	21.50	21.43	21.33	21.26	0.1337
15	1	37		21.44	21.22	21.26		
15	1	74		21.44	21.40	21.42		
15	36	0		20.42	20.28	20.24		
15	36	20		20.30	20.27	20.36		
15	36	39		20.26	20.37	20.37		
15	75	0		20.43	20.23	20.23		
15	1	0	256-QAM	18.60	18.62	18.60	18.49	0.0706
15	1	37		18.67	18.73	18.29		
15	1	74		18.55	18.70	18.72		
15	36	0		18.30	18.64	18.47		
15	36	20		18.62	18.54	18.37		
15	36	39		18.70	18.70	18.41		
15	75	0		18.58	18.72	18.51		
Limit	ERP < 3W			Result			Pass	

LTE Band 71 Maximum Average Power [dBm] (GT - LC = 1.91 dB)								
BW [MHz]	RB Size	RB Offset	Mod	Lowest	Middle	Highest	ERP (dBm)	ERP (W)
10	1	0	QPSK	23.33	23.26	23.11	23.09	0.2037
10	1	25		23.09	23.17	23.15		
10	1	49		23.26	23.13	23.20		
10	25	0		22.43	22.38	22.28		
10	25	12		22.30	22.23	22.28		
10	25	25		22.27	22.74	22.25		
10	50	0		22.40	22.35	22.33		
10	1	0	16-QAM	22.71	22.49	22.53	22.47	0.1766
10	1	25		22.57	22.53	22.45		
10	1	49		22.42	22.45	22.36		
10	25	0		21.26	21.25	21.30		
10	25	12		21.41	21.29	21.37		
10	25	25		21.35	21.33	21.23		
10	50	0		21.32	21.26	21.33		
10	1	0	64-QAM	21.51	21.43	21.46	21.27	0.1340
10	1	25		21.45	21.25	21.33		
10	1	49		21.38	21.28	21.37		
10	25	0		20.32	20.20	20.31		
10	25	12		20.40	20.28	20.21		
10	25	25		20.36	20.24	20.24		
10	50	0		20.44	20.33	20.31		
10	1	0	256-QAM	18.60	18.69	18.48	18.48	0.0705
10	1	25		18.72	18.62	18.37		
10	1	49		18.72	18.72	18.58		
10	25	0		18.35	18.56	18.42		
10	25	12		18.58	18.67	18.52		
10	25	25		18.69	18.67	18.46		
10	50	0		18.59	18.68	18.57		
Limit	ERP < 3W			Result			Pass	

LTE Band 71 Maximum Average Power [dBm] (GT - LC = 1.91 dB)								
BW [MHz]	RB Size	RB Offset	Mod	Lowest	Middle	Highest	ERP (dBm)	ERP (W)
5	1	0	QPSK	23.36	23.28	23.21	23.12	0.2051
5	1	12		23.15	23.20	23.04		
5	1	24		23.24	23.11	23.20		
5	12	0		22.41	22.37	22.33		
5	12	7		22.33	22.35	22.22		
5	12	13		22.35	22.84	22.26		
5	25	0		22.37	22.28	22.35		
5	1	0	16-QAM	22.62	22.60	22.48	22.39	0.1734
5	1	12		22.50	22.63	22.48		
5	1	24		22.44	22.44	22.43		
5	12	0		21.29	21.31	21.26		
5	12	7		21.44	21.36	21.39		
5	12	13		21.39	21.28	21.25		
5	25	0		21.41	21.28	21.26		
5	1	0	64-QAM	21.46	21.45	21.33	21.22	0.1324
5	1	12		21.31	21.22	21.28		
5	1	24		21.45	21.31	21.41		
5	12	0		20.32	20.28	20.21		
5	12	7		20.44	20.36	20.40		
5	12	13		20.33	20.41	20.31		
5	25	0		20.37	20.35	20.31		
5	1	0	256-QAM	18.67	18.59	18.49	18.63	0.0729
5	1	12		18.84	18.81	18.46		
5	1	24		18.67	18.87	18.73		
5	12	0		18.30	18.50	18.34		
5	12	7		18.72	18.55	18.40		
5	12	13		18.70	18.64	18.42		
5	25	0		18.52	18.82	18.56		
Limit	ERP < 3W			Result			Pass	

Appendix B. Test Results of Radiated Test

<Sample 1>

LTE Band 5

LTE Band 5 / 10MHz / QPSK									
Channel	Frequency (MHz)	ERP (dBm)	Limit (dBm)	Over Limit (dB)	SPA Reading (dBm)	S.G. Power (dBm)	TX Cable loss (dB)	TX Antenna Gain (dBi)	Polarization (H/V)
Lowest	1648	-57.43	-13	-44.43	-67.08	-63.03	0.92	8.66	H
	2473	-50.46	-13	-37.46	-64.41	-57.83	1.14	10.66	H
	3298	-55.46	-13	-42.46	-71.52	-64.00	1.32	12.02	H
									H
									H
									H
	1648	-56.57	-13	-43.57	-65.69	-62.16	0.92	8.66	V
	2473	-46.75	-13	-33.75	-60.85	-54.12	1.14	10.66	V
	3296	-54.99	-13	-41.99	-71.52	-63.53	1.32	12.01	V
									V
									V
									V
Middle	1664	-57.11	-13	-44.11	-66.8	-62.76	0.93	8.72	H
	2496	-49.07	-13	-36.07	-63.02	-56.47	1.15	10.69	H
	3328	-55.20	-13	-42.20	-71.21	-63.81	1.33	12.09	H
									H
									H
									H
	1664	-56.18	-13	-43.18	-65.28	-61.83	0.93	8.72	V
	2496	-47.73	-13	-34.73	-61.89	-55.13	1.15	10.69	V
	3328	-54.80	-13	-41.80	-71.27	-63.41	1.33	12.09	V
									V
									V
									V

Highest	1679	-54.57	-13	-41.57	-64.29	-60.27	0.93	8.78	H
	2518	-50.21	-13	-37.21	-64.18	-57.63	1.15	10.72	H
	3358	-55.33	-13	-42.33	-71.28	-64.00	1.33	12.16	H
									H
									H
									H
	1679	-52.87	-13	-39.87	-61.94	-58.57	0.93	8.78	V
	2518	-46.31	-13	-33.31	-60.44	-53.73	1.15	10.72	V
	3360	-54.75	-13	-41.75	-71.14	-63.43	1.33	12.16	V
									V
									V
									V

Remark: Spurious emissions within 30-1000MHz were found more than 20dB below limit line.

LTE Band 26

LTE Band 26 / 15MHz / QPSK									
Channel	Frequency (MHz)	ERP (dBm)	Limit (dBm)	Over Limit (dB)	SPA Reading (dBm)	S.G. Power (dBm)	TX Cable loss (dB)	TX Antenna Gain (dBi)	Polarization (H/V)
Lowest	1648	-54.32	-13	-41.32	-63.97	-59.91	0.92	8.66	H
	2474	-50.58	-13	-37.58	64.53	-57.95	1.14	10.66	H
	3296	-55.04	-13	-42.04	-71.1	-63.58	1.32	12.01	H
									H
									H
									H
									H
	1648	-57.19	-13	-44.19	-66.31	-62.78	0.92	8.66	V
	2474	-48.78	-13	-35.78	-62.88	-56.15	1.14	10.66	V
	3296	-54.78	-13	-41.78	-71.31	-63.32	1.32	12.01	V
									V
									V
									V
									V
Middle	1656	-54.61	-13	-41.61	-64.28	-60.23	0.92	8.69	H
	2489	-51.34	-13	-38.34	-65.3	-58.73	1.15	10.68	H
	3320	-54.97	-13	-41.97	-70.99	-63.56	1.33	12.07	H
									H
									H
									H
									H
	1656	-56.30	-13	-43.30	-65.4	-61.92	0.92	8.69	V
	2489	-49.26	-13	-36.26	-63.41	-56.65	1.15	10.68	V
	3320	-54.26	-13	-41.26	-70.74	-62.85	1.33	12.07	V
									V
									V
									V
									V

Highest	1672	-55.35	-13	-42.35	-65.07	-61.03	0.93	8.75	H
	2504	-36.41	-13	-23.41	-50.37	-43.81	1.15	10.70	H
	3339	-54.74	-13	-41.74	-70.72	-63.37	1.33	12.11	H
									H
									H
									H
									H
	1672	-59.74	-13	-46.74	-68.83	-65.42	0.93	8.75	V
	2504	-48.71	-13	-35.71	-62.88	-56.11	1.15	10.70	V
	3339	-54.78	-13	-41.78	-71.22	-63.41	1.33	12.11	V
									V
									V
									V
									V

Remark: Spurious emissions within 30-1000MHz were found more than 20dB below limit line.

LTE Band 2

LTE Band 2 / 20MHz / QPSK									
Channel	Frequency (MHz)	EIRP (dBm)	Limit (dBm)	Over Limit (dB)	SPA Reading (dBm)	S.G. Power (dBm)	TX Cable loss (dB)	TX Antenna Gain (dBi)	Polarization (H/V)
Lowest	3702	-50.48	-13	-37.48	-69.04	-61.69	1.41	12.62	H
	5553	-44.13	-13	-31.13	-67.03	-55.69	1.74	13.30	H
	7404	-45.27	-13	-32.27	-72.25	-54.59	1.94	11.25	H
									H
									H
									H
									H
	3702	-51.75	-13	-38.75	-70.46	-62.96	1.41	12.62	V
	5553	-35.87	-13	-22.87	-58.3	-47.43	1.74	13.30	V
	7404	-45.06	-13	-32.06	-71.89	-54.38	1.94	11.25	V
									V
									V
									V
									V
Middle	3742	-48.73	-13	-35.73	-67.38	-59.95	1.42	12.65	H
	5613	-45.45	-13	-32.45	-68.28	-57.01	1.74	13.30	H
	7484	-45.70	-13	-32.70	-72.34	-54.84	1.98	11.13	H
									H
									H
									H
									H
	3742	-49.51	-13	-36.51	-68.36	-60.73	1.42	12.65	V
	5613	-46.25	-13	-33.25	-68.74	-57.81	1.74	13.30	V
	7484	-45.57	-13	-32.57	-72.16	-54.71	1.98	11.13	V
									V
									V
									V
									V

Highest	3782	-49.58	-13	-36.58	-68.32	-59.79	2.02	12.23	H
	5673	-31.46	-13	-18.46	-54.57	-41.79	2.12	12.44	H
	7564	-45.99	-13	-32.99	-72.24	-54.11	2.11	10.23	H
									H
									H
									H
									H
	3782	-51.03	-13	-38.03	-70.02	-61.24	2.02	12.23	V
	5673	-39.92	-13	-26.92	-62.54	-50.25	2.12	12.44	V
	7564	-46.15	-13	-33.15	-72.35	-54.27	2.11	10.23	V
									V
									V
									V
									V

Remark: Spurious emissions within 30-1000MHz were found more than 20dB below limit line.

LTE Band 25

LTE Band 25 / 20MHz / QPSK									
Channel	Frequency (MHz)	EIRP (dBm)	Limit (dBm)	Over Limit (dB)	SPA Reading (dBm)	S.G. Power (dBm)	TX Cable loss (dB)	TX Antenna Gain (dBi)	Polarization (H/V)
Lowest	3702	-49.63	-13	-36.63	-68.19	-60.84	1.41	12.62	H
	5553	-47.92	-13	-34.92	-70.81	-59.48	1.74	13.30	H
	7404	-44.92	-13	-31.92	-71.9	-54.24	1.94	11.25	H
									H
									H
									H
									H
	3702	-50.83	-13	-37.83	-69.54	-62.04	1.41	12.62	V
	5553	-44.99	-13	-31.99	-67.42	-56.55	1.74	13.30	V
	7404	-44.92	-13	-31.92	-71.75	-54.24	1.94	11.25	V
									V
									V
									V
									V
Middle	3742	-48.65	-13	-35.65	-67.31	-59.87	1.42	12.65	H
	5613	-48.06	-13	-35.06	-70.9	-59.62	1.74	13.30	H
	7484	-45.56	-13	-32.56	-72.4	-54.70	1.98	11.13	H
									H
									H
									H
									H
	3744	-50.60	-13	-37.60	-69.46	-61.82	1.42	12.65	V
	5613	-46.49	-13	-33.49	-68.98	-58.05	1.74	13.30	V
	7484	-45.34	-13	-32.34	-71.93	-54.49	1.98	11.13	V
									V
									V
									V
									V

Highest	3792	-49.41	-13	-36.41	-68.18	-60.65	1.44	12.68	H
	5688	-47.66	-13	-34.66	-70.84	-59.23	1.73	13.30	H
	7584	-45.90	-13	-32.90	-72.04	-55.02	2.00	11.12	H
									H
									H
									H
									H
	3792	-50.21	-13	-37.21	-69.24	-61.45	1.44	12.68	V
	5688	-47.11	-13	-34.11	-69.76	-58.68	1.73	13.30	V
	7584	-45.95	-13	-32.95	-72.05	-55.07	2.00	11.12	V
									V
									V
									V
									V

Remark: Spurious emissions within 30-1000MHz were found more than 20dB below limit line.

LTE Band 4

LTE Band 4 / 20MHz / QPSK									
Channel	Frequency (MHz)	EIRP (dBm)	Limit (dBm)	Over Limit (dB)	SPA Reading (dBm)	S.G. Power (dBm)	TX Cable loss (dB)	TX Antenna Gain (dBi)	Polarization (H/V)
Lowest	3422	-52.54	-13	-39.54	-69.35	-63.51	1.35	12.31	H
	5133	-47.07	-13	-34.07	-68.64	-58.21	1.64	12.79	H
	6844	-46.54	-13	-33.54	-71.96	-56.92	1.74	12.12	H
									H
									H
									H
									H
	3422	-52.73	-13	-39.73	-69.97	-63.70	1.35	12.31	V
	5133	-38.97	-13	-25.97	-60.29	-50.11	1.64	12.79	V
	6844	-47.00	-13	-34.00	-72.02	-57.38	1.74	12.12	V
									V
									V
									V
									V
Middle	3447	-54.18	-13	-41.18	-71.27	-65.20	1.35	12.37	H
	5171	-48.65	-13	-35.65	-70.24	-59.83	1.65	12.84	H
	6894	-45.99	-13	-32.99	-71.67	-56.30	1.73	12.05	H
									H
									H
									H
									H
	3447	-52.15	-13	-39.15	-69.63	-63.17	1.35	12.37	V
	5171	-35.59	-13	-22.59	-56.98	-46.77	1.65	12.84	V
	6894	-46.89	-13	-33.89	-72.14	-57.20	1.73	12.05	V
									V
									V
									V
									V

Highest	3472	-50.22	-13	-37.22	-67.57	-61.30	1.35	12.43	H
	5208	-45.66	-13	-32.66	-67.3	-56.89	1.66	12.89	H
	6944	-46.08	-13	-33.08	-72.01	-56.33	1.73	11.98	H
									H
									H
									H
									H
	3472	-52.88	-13	-39.88	-70.61	-63.96	1.35	12.43	V
	5208	-37.54	-13	-24.54	-59.01	-48.77	1.66	12.89	V
	6944	-46.36	-13	-33.36	-71.83	-56.61	1.73	11.98	V
									V
									V
									V
									V

Remark: Spurious emissions within 30-1000MHz were found more than 20dB below limit line.

LTE Band 66

LTE Band 66 / 20MHz / QPSK									
Channel	Frequency (MHz)	EIRP (dBm)	Limit (dBm)	Over Limit (dB)	SPA Reading (dBm)	S.G. Power (dBm)	TX Cable loss (dB)	TX Antenna Gain (dBi)	Polarization (H/V)
Lowest	3422	-54.32	-13	-41.32	-71.14	-65.29	1.35	12.31	H
	5133	-40.35	-13	-27.35	-61.92	-51.49	1.64	12.79	H
	6844	-46.74	-13	-33.74	-72.16	-57.12	1.74	12.12	H
									H
									H
									H
									H
	3422	-54.04	-13	-41.04	-71.28	-65.01	1.35	12.31	V
	5133	-28.86	-13	-15.86	-50.18	-40.00	1.64	12.79	V
	6844	-46.53	-13	-33.53	-71.56	-56.91	1.74	12.12	V
									V
									V
									V
									V
Middle	3472	-54.29	-13	-41.29	-71.64	-65.37	1.35	12.43	H
	5208	-40.54	-13	-27.54	-62.18	-51.77	1.66	12.89	H
	6944	-46.22	-13	-33.22	-72.15	-56.47	1.73	11.98	H
									H
									H
									H
									H
	3472	-53.31	-13	-40.31	-71.04	-64.39	1.35	12.43	V
	5208	-38.89	-13	-25.89	-60.36	-50.12	1.66	12.89	V
	6944	-46.81	-13	-33.81	-72.28	-57.06	1.73	11.98	V
									V
									V
									V
									V

Highest	3522	-53.24	-13	-40.24	-71.03	-64.39	1.37	12.51	H
	5283	-43.23	-13	-30.23	-65.16	-54.54	1.68	13.00	H
	7044	-45.49	-13	-32.49	-71.87	-55.58	1.74	11.83	H
									H
									H
									H
									H
	3522	-53.43	-13	-40.43	-71.5	-64.58	1.37	12.51	V
	5283	-48.88	-13	-35.88	-70.54	-60.19	1.68	13.00	V
	7044	-45.99	-13	-32.99	-71.92	-56.08	1.74	11.83	V
									V
									V
									V
									V

Remark: Spurious emissions within 30-1000MHz were found more than 20dB below limit line.

LTE Band 12

LTE Band 12 / 10MHz / QPSK									
Channel	Frequency (MHz)	ERP (dBm)	Limit (dBm)	Over Limit (dB)	SPA Reading (dBm)	S.G. Power (dBm)	TX Cable loss (dB)	TX Antenna Gain (dBi)	Polarization (H/V)
Lowest	1400	-54.47	-13.00	-41.47	-65.40	-59.12	0.84	7.64	H
	2096	-45.66	-13.00	-32.66	-59.14	-52.58	1.06	10.13	H
	2800	-55.37	-13.00	-42.37	-70.19	-63.06	1.22	11.06	H
	3496	-54.20	-13.00	-41.20	-71.04	-63.18	1.36	12.49	H
									H
									H
									H
	1400	-56.16	-13.00	-43.16	-65.86	-60.81	0.84	7.64	V
	2096	-45.86	-13.00	-32.86	-58.24	-52.78	1.06	10.13	V
	2800	-55.92	-13.00	-42.92	-70.68	-63.61	1.22	11.06	V
	3496	-50.23	-13.00	-37.23	-67.43	-59.21	1.36	12.49	V
									V
									V
									V
Middle	1408	-52.58	-13.00	-39.58	-63.46	-57.26	0.85	7.68	H
	2112	-48.39	-13.00	-35.39	-62.14	-55.33	1.06	10.16	H
	2816	-54.87	-13.00	-41.87	-69.75	-62.57	1.23	11.08	H
									H
									H
									H
									H
	1408	-53.87	-13.00	-40.87	-63.53	-58.55	0.85	7.68	V
	2112	-44.74	-13.00	-31.74	-57.37	-51.68	1.06	10.16	V
	2816	-55.54	-13.00	-42.54	-70.38	-63.24	1.23	11.08	V
									V
									V
									V
									V

Highest	1416	-54.00	-13.00	-41.00	-64.84	-58.72	0.85	7.71	H
	2120	-50.66	-13.00	-37.66	-64.53	-57.61	1.07	10.17	H
	2824	-55.78	-13.00	-42.78	-70.71	-63.49	1.23	11.09	H
									H
									H
									H
									H
	1416	-56.32	-13.00	-43.32	-65.95	-61.04	0.85	7.71	V
	2120	-52.08	-13.00	-39.08	-64.82	-59.03	1.07	10.17	V
	2824	-55.72	-13.00	-42.72	-70.62	-63.43	1.23	11.09	V
									V
									V
									V
									V

Remark: Spurious emissions within 30-1000MHz were found more than 20dB below limit line.

LTE Band 13

LTE Band 13 / 5MHz / QPSK									
Channel	Frequency (MHz)	ERP (dBm)	Limit (dBm)	Over Limit (dB)	SPA Reading (dBm)	S.G. Power (dBm)	TX Cable loss (dB)	TX Antenna Gain (dBi)	Polarization (H/V)
Lowest	1552	-55.69	-13	-42.69	-65.62	-60.95	0.89	8.30	H
	2336	-55.35	-13	-42.35	-69.69	-62.56	1.11	10.47	H
	3112	-54.99	-13	-41.99	-71.01	-63.12	1.29	11.57	H
									H
									H
									H
									H
	1552	-56.69	-13.00	-43.69	-65.91	-61.95	0.89	8.30	V
	2336	-53.87	-13	-40.87	-67.78	-61.08	1.11	10.47	V
	3112	-54.55	-13	-41.55	-70.91	-62.68	1.29	11.57	V
									V
									V
									V
									V
Middle	1560	-53.35	-42.15	-11.20	-63.21	-58.64	0.89	8.33	H
	2336	-35.34	-13	-22.34	-49.68	-42.55	1.11	10.47	H
	3120	-54.65	-13	-41.65	-70.68	-62.80	1.29	11.59	H
	3896	-49.67	-13	-36.67	-68.10	-58.79	1.46	12.74	H
									H
									H
									H
	1560	-55.55	-42.15	-13.40	-64.77	-60.84	0.89	8.33	V
	2336	-35.37	-13	-22.37	-49.28	-42.58	1.11	10.47	V
	3120	-53.97	-13	-40.97	-70.36	-62.12	1.29	11.59	V
	3896	-44.23	-13	-31.23	-62.76	-53.35	1.46	12.74	V
									V
									V
									V

Highest	1568	-57.02	-42.15	-14.87	-66.82	-62.34	0.89	8.36	H
	2344	-53.36	-13	-40.36	-67.64	-60.58	1.12	10.48	H
	3128	-54.41	-13	-41.41	-70.46	-62.57	1.29	11.61	H
									H
									H
									H
									H
	1568	-55.17	-42.15	-13.02	-64.38	-60.49	0.89	8.36	V
	2344	-34.42	-13	-21.42	-48.33	-41.64	1.12	10.48	V
	3128	-54.04	-13	-41.04	-70.47	-62.20	1.29	11.61	V
									V
									V
									V
									V

Remark: Spurious emissions within 30-1000MHz were found more than 20dB below limit line.

LTE Band 13 / 10MHz / QPSK									
Channel	Frequency (MHz)	ERP (dBm)	Limit (dBm)	Over Limit (dB)	SPA Reading (dBm)	S.G. Power (dBm)	TX Cable loss (dB)	TX Antenna Gain (dBi)	Polarization (H/V)
Middle	1552	-55.60	-13	-42.60	-65.53	-60.86	0.89	8.30	H
	2336	-46.76	-13	-33.76	-61.1	-53.97	1.11	10.47	H
	3112	-54.96	-13	-41.96	-70.98	-63.09	1.29	11.57	H
									H
									H
									H
									H
	1552	-55.94	-13	-42.94	-65.16	-61.20	0.89	8.30	V
	2336	-45.03	-13	-32.03	-58.94	-52.24	1.11	10.47	V
	3112	-54.28	-13	-41.28	-70.64	-62.41	1.29	11.57	V
									V
									V
									V
									V

Remark: Spurious emissions within 30-1000MHz were found more than 20dB below limit line.

LTE Band 7

LTE Band 7 / 20MHz / QPSK									
Channel	Frequency (MHz)	EIRP (dBm)	Limit (dBm)	Over Limit (dB)	SPA Reading (dBm)	S.G. Power (dBm)	TX Cable loss (dB)	TX Antenna Gain (dBi)	Polarization (H/V)
Lowest	5002	-49.82	-25	-24.82	-71.33	-60.81	1.61	12.60	H
	7503	-44.66	-25	-19.66	-71.22	-53.77	1.99	11.10	H
	10004	-41.81	-25	-16.81	-70.76	-50.71	2.40	11.30	H
									H
									H
									H
									H
	5002	-47.65	-25	-22.65	-68.71	-58.64	1.61	12.60	V
	7503	-40.82	-25	-15.82	-67.35	-49.93	1.99	11.10	V
	10004	-41.10	-25	-16.10	-70.84	-50.00	2.40	11.30	V
									V
									V
									V
									V
Middle	5052	-48.00	-25	-23.00	-69.53	-59.05	1.62	12.67	H
	7578	-33.57	-25	-8.57	-59.74	-42.68	2.00	11.12	H
	10104	-41.62	-25	-16.62	-70.88	-50.44	2.40	11.22	H
									H
									H
									H
									H
	5052	-50.99	-25	-25.99	-72.15	-62.04	1.62	12.67	V
	7578	-45.58	-25	-20.58	-71.71	-54.69	2.00	11.12	V
	10104	-41.02	-25	-16.02	-70.86	-49.84	2.40	11.22	V
									V
									V
									V
									V

Highest	5102	-48.66	-25	-23.66	-70.22	-59.77	1.64	12.74	H
	7653	-35.36	-25	-10.36	-61.44	-44.48	2.01	11.13	H
	10204	-41.66	-25	-16.66	-71.24	-50.40	2.40	11.14	H
									H
									H
									H
									H
	5102	-50.16	-25	-25.16	-71.42	-61.27	1.64	12.74	V
	7653	-45.55	-25	-20.55	-71.51	-54.67	2.01	11.13	V
	10204	-41.58	-25	-16.58	-71.51	-50.32	2.40	11.14	V
									V
									V
									V
									V

Remark: Spurious emissions within 30-1000MHz were found more than 20dB below limit line.

LTE Band 38

LTE Band 38 / 20MHz / QPSK									
Channel	Frequency (MHz)	EIRP (dBm)	Limit (dBm)	Over Limit (dB)	SPA Reading (dBm)	S.G. Power (dBm)	TX Cable loss (dB)	TX Antenna Gain (dBi)	Polarization (H/V)
Lowest	5142	-50.25	-25	-25.25	-71.84	-61.40	1.65	12.80	H
	7716	-45.10	-25	-20.10	-71.18	-54.22	2.02	11.14	H
	10287	-42.13	-25	-17.13	-71.97	-50.81	2.39	11.07	H
									H
									H
									H
									H
	5142	-50.67	-25	-25.67	-72.01	-61.82	1.65	12.80	V
	7716	-46.01	-25	-21.01	-71.9	-55.13	2.02	11.14	V
	10287	-42.08	-25	-17.08	-72.09	-50.76	2.39	11.07	V
									V
									V
									V
									V
Middle	5172	-50.63	-25	-25.63	-72.22	-61.82	1.65	12.84	H
	7758	-45.52	-25	-20.52	-71.62	-54.65	2.03	11.15	H
	10341	-42.11	-25	-17.11	-72.12	-50.74	2.39	11.03	H
									H
									H
									H
									H
	5172	-50.27	-25	-25.27	-71.66	-61.46	1.65	12.84	V
	7758	-46.14	-25	-21.14	-71.99	-55.27	2.03	11.15	V
	10341	-41.96	-25	-16.96	-72.02	-50.59	2.39	11.03	V
									V
									V
									V
									V

Highest	5202	-49.92	-25	-24.92	-71.54	-61.14	1.66	12.88	H
	7806	-45.87	-25	-20.87	-72	-55.00	2.03	11.16	H
	10404	-41.51	-25	-16.51	-71.71	-50.09	2.39	10.98	H
									H
									H
									H
									H
	5202	-50.18	-25	-25.18	-71.63	-61.40	1.66	12.88	V
	7806	-45.99	-25	-20.99	-71.82	-55.12	2.03	11.16	V
	10404	-41.69	-25	-16.69	-71.81	-50.27	2.39	10.98	V
									V
									V
									V
									V

Remark: Spurious emissions within 30-1000MHz were found more than 20dB below limit line.

LTE Band 41

LTE Band 41 / 20MHz / QPSK									
Channel	Frequency (MHz)	EIRP (dBm)	Limit (dBm)	Over Limit (dB)	SPA Reading (dBm)	S.G. Power (dBm)	TX Cable loss (dB)	TX Antenna Gain (dBi)	Polarization (H/V)
Lowest	4992	-49.99	-25	-24.99	-71.48	-60.98	1.61	12.60	H
	7494	-44.76	-25	-19.76	-71.37	-53.88	1.99	11.11	H
	9990	-42.05	-25	-17.05	-71.03	-50.96	2.40	11.30	H
									H
									H
									H
									H
	4992	-48.66	-25	-23.66	-69.69	-59.65	1.61	12.60	V
	7494	-45.04	-25	-20.04	-71.61	-54.16	1.99	11.11	V
	9990	-41.18	-25	-16.18	-70.93	-50.09	2.40	11.30	V
									V
									V
									V
									V
Middle	5166	-49.87	-25	-24.87	-71.46	-61.05	1.65	12.83	H
	7752	-45.40	-25	-20.40	-71.5	-54.53	2.03	11.15	H
	10332	-41.71	-25	-16.71	-71.68	-50.35	2.39	11.03	H
									H
									H
									H
									H
	5166	-49.72	-25	-24.72	-71.1	-60.90	1.65	12.83	V
	7752	-45.65	-25	-20.65	-71.51	-54.78	2.03	11.15	V
	10332	-41.44	-25	-16.44	-71.49	-50.08	2.39	11.03	V
									V
									V
									V
									V

Highest	5342	-49.91	-25	-24.91	-72.07	-61.29	1.70	13.08	H
	8013	-43.99	-25	-18.99	-71.46	-53.16	2.06	11.23	H
	10683	-41.11	-25	-16.11	-71.95	-49.52	2.49	10.90	H
									H
									H
									H
									H
	5342	-43.30	-25	-18.30	-65.11	-54.68	1.70	13.08	V
	8013	-44.11	-25	-19.11	-71.47	-53.28	2.06	11.23	V
	10683	-41.44	-25	-16.44	-72.04	-49.85	2.49	10.90	V
									V
									V
									V
									V

Remark: Spurious emissions within 30-1000MHz were found more than 20dB below limit line.

LTE Band 71

LTE Band 71 / 20MHz / QPSK									
Channel	Frequency (MHz)	ERP (dBm)	Limit (dBm)	Over Limit (dB)	SPA Reading (dBm)	S.G. Power (dBm)	TX Cable loss (dB)	TX Antenna Gain (dBi)	Polarization (H/V)
Lowest	1328	-53.78	-13	-40.78	-64.41	-60.26	0.83	7.31	H
	1992	-48.47	-13	-35.47	-60.29	-57.40	1.04	9.97	H
	2656	-56.35	-13	-43.35	-70.57	-66.05	1.19	10.89	H
									H
									H
									H
									H
	1328	-53.44	-13	-40.44	-64.07	-59.92	0.83	7.31	V
	1992	-47.86	-13	-34.86	-59.68	-56.79	1.04	9.97	V
	2656	-56.34	-13	-43.34	-70.56	-66.04	1.19	10.89	V
									V
									V
									V
									V
Middle	1352	-55.14	-13	-42.14	-65.86	-61.73	0.83	7.42	H
	2024	-49.27	-13	-36.27	-61.57	-58.26	1.05	10.03	H
	2696	-56.04	-13	-43.04	-70.42	-65.78	1.20	10.94	H
									H
									H
									H
									H
	1352	-55.69	-13	-42.69	-65.45	-62.28	0.83	7.42	V
	2024	-49.20	-13	-36.20	-60.5	-58.19	1.05	10.03	V
	2696	-55.74	-13	-42.74	-70.07	-65.48	1.20	10.94	V
									V
									V
									V
									V

Highest	1360	-56.78	-13	-43.78	-67.54	-63.40	0.83	7.46	H
	2040	-49.73	-13	-36.73	-62.29	-58.74	1.05	10.06	H
	2712	-56.29	-13	-43.29	-70.74	-66.04	1.20	10.95	H
									H
									H
									H
									H
	1360	-56.86	-13	-43.86	-66.61	-63.48	0.83	7.46	V
	2040	-51.17	-13	-38.17	-62.7	-60.18	1.05	10.06	V
	2712	-56.18	-13	-43.18	-70.58	-65.93	1.20	10.95	V
									V
									V
									V
									V

Remark: Spurious emissions within 30-1000MHz were found more than 20dB below limit line.

<Sample 2>

LTE Band 26

LTE Band 26 / 15MHz / QPSK									
Channel	Frequency (MHz)	ERP (dBm)	Limit (dBm)	Over Limit (dB)	SPA Reading (dBm)	S.G. Power (dBm)	TX Cable loss (dB)	TX Antenna Gain (dBi)	Polarization (H/V)
Lowest	1648	-54.22	-13	-41.22	-63.87	-59.81	0.92	8.66	H
	2474	-55.57	-13	-42.57	-69.51	-62.94	1.14	10.66	H
	3296	-55.06	-13	-42.06	-71.12	-63.60	1.32	12.01	H
									H
									H
									H
	1648	-53.54	-13	-40.54	-62.66	-59.13	0.92	8.66	V
	2474	-55.87	-13	-42.87	-69.97	-63.24	1.14	10.66	V
	3296	-54.96	-13	-41.96	-71.49	-63.50	1.32	12.01	V
									V
									V
									V
Middle	1656	-53.79	-13	-40.79	-63.46	-59.41	0.92	8.69	H
	2489	-56.69	-13	-43.69	-70.65	-64.08	1.15	10.68	H
	3320	-54.96	-13	-41.96	-70.98	-63.55	1.33	12.07	H
									H
									H
									H
	1656	-54.59	-13	-41.59	-63.69	-60.21	0.92	8.69	V
	2489	-56.69	-13	-43.69	-70.84	-64.08	1.15	10.68	V
	3320	-54.45	-13	-41.45	-70.93	-63.04	1.33	12.07	V
									V
									V
									V

Highest	1672	-59.32	-13	-46.32	-69.03	-65.00	0.93	8.75	H
	2504	-56.83	-13	-43.83	-70.79	-64.23	1.15	10.70	H
	3339	-55.27	-13	-42.27	-71.26	-63.90	1.33	12.11	H
									H
									H
									H
	1672	-60.70	-13	-47.70	-69.79	-66.38	0.93	8.75	V
	2504	-56.53	-13	-43.53	-70.69	-63.93	1.15	10.70	V
	3339	-54.57	-13	-41.57	-71.01	-63.20	1.33	12.11	V
									V
									V
									V

Remark: Spurious emissions within 30-1000MHz were found more than 20dB below limit line.

LTE Band 2

LTE Band 2 / 20MHz / QPSK									
Channel	Frequency (MHz)	EIRP (dBm)	Limit (dBm)	Over Limit (dB)	SPA Reading (dBm)	S.G. Power (dBm)	TX Cable loss (dB)	TX Antenna Gain (dBi)	Polarization (H/V)
Lowest	3702	-51.45	-13	-38.45	-70.01	-62.66	1.41	12.62	H
	5553	-48.69	-13	-35.69	-71.59	-60.25	1.74	13.30	H
	7404	-44.35	-13	-31.35	-71.33	-53.67	1.94	11.25	H
									H
									H
									H
									H
	3702	-51.93	-13	-38.93	-70.64	-63.14	1.41	12.62	V
	5553	-49.19	-13	-36.19	-71.62	-60.75	1.74	13.30	V
	7404	-44.53	-13	-31.53	-71.36	-53.85	1.94	11.25	V
									V
									V
									V
									V
Middle	3742	-52.45	-13	-39.45	-71.1	-63.67	1.42	12.65	H
	5613	-48.93	-13	-35.93	-71.76	-60.49	1.74	13.30	H
	7484	-44.68	-13	-31.68	-71.32	-53.82	1.98	11.13	H
									H
									H
									H
									H
	3742	-51.94	-13	-38.94	-70.79	-63.16	1.42	12.65	V
	5613	-49.34	-13	-36.34	-71.83	-60.90	1.74	13.30	V
	7484	-45.29	-13	-32.29	-71.88	-54.43	1.98	11.13	V
									V
									V
									V
									V

Highest	3782	-51.91	-13	-38.91	-70.65	-62.12	2.02	12.23	H
	5673	-48.02	-13	-35.02	-71.13	-58.35	2.12	12.44	H
	7564	-44.89	-13	-31.89	-71.14	-53.01	2.11	10.23	H
									H
									H
									H
									H
	3782	-51.58	-13	-38.58	-70.57	-61.79	2.02	12.23	V
	5673	-48.55	-13	-35.55	-71.17	-58.88	2.12	12.44	V
	7564	-45.43	-13	-32.43	-71.63	-53.55	2.11	10.23	V
									V
									V
									V
									V

Remark: Spurious emissions within 30-1000MHz were found more than 20dB below limit line.