FCC RADIO TEST REPORT

FCC ID	:	**UZ7CC600**
Equipment	:	**Customer Concierge**
Brand Name	:	**ZEBRA**
Model Name	:	**CC600**
Applicant	:	**Zebra Technologies Corporation** **1 Zebra Plaza, Holtsville, NY 11742**
Manufacturer	:	**Zebra Technologies Corporation** **1 Zebra Plaza, Holtsville, NY 11742**
Standard	:	**FCC Part 15 Subpart C §15.247**

The product was received on Jul. 31, 2019 and testing was started from Aug. 21, 2019 and completed on Oct. 23, 2019. We, SPORTON INTERNATIONAL INC., EMC & Wireless Communications Laboratory, would like to declare that the tested sample has been evaluated in accordance with the test procedures and has been in compliance with the applicable technical standards.

The report must not be used by the client to claim product certification, approval, or endorsement by TAF or any agency of government.

The test results in this variant report apply exclusively to the tested model / sample. Without written approval of SPORTON INTERNATIONAL INC. EMC & Wireless Communications Laboratory, the test report shall not be reproduced except in full.

Louis Wu

Approved by: Louis Wu

SPORTON INTERNATIONAL INC. EMC & Wireless Communications Laboratory
No. 52, Huaya 1st Rd., Guishan Dist., Taoyuan City, Taiwan (R.O.C.)

Table of Contents

History of this test report **3**
Summary of Test Result **4**
1 General Description **5**
1.1 Product Feature of Equipment Under Test 5
1.2 Product Specification of Equipment Under Test 6
1.3 Modification of EUT 7
1.4 Testing Location 7
1.5 Applicable Standards 7
2 Test Configuration of Equipment Under Test **8**
2.1 Carrier Frequency and Channel 8
2.2 Test Mode 9
2.3 Connection Diagram of Test System 10
2.4 Support Unit used in test configuration and system 10
2.5 EUT Operation Test Setup 10
2.6 Measurement Results Explanation Example 11
3 Test Result **12**
3.1 Output Power Measurement 12
3.2 Power Spectral Density Measurement 16
3.3 Radiated Band Edges and Spurious Emission Measurement 21
3.4 Antenna Requirements 26
4 List of Measuring Equipment **28**
5 Uncertainty of Evaluation **30**
Appendix A. Radiated Spurious Emission
Appendix B. Radiated Spurious Emission Plots
Appendix C. Duty Cycle Plots
Appendix D. Setup Photographs

History of this test report

Report No.	Version	Description	Issued Date
FR911110-03C	01	Initial issue of report	Nov. 14, 2019

Summary of Test Result

Report Clause	Ref Std. Clause	Test Items	Result (PASS/FAIL)	Remark
-	15.247(a)(2)	6dB Bandwidth	Not Required	-
-	2.1049	99% Occupied Bandwidth	Not Required	-
3.1	15.247(b)	Power Output Measurement	Pass	-
3.2	15.247(e)	Power Spectral Density	Pass	-
-	15.247(d)	Conducted Band Edges	Not Required	-
		Conducted Spurious Emission	Not Required	-
3.3	15.247(d)	Radiated Band Edges and Radiated Spurious Emission	Pass	Under limit 1.14 dB at 2389.940 MHz
-	15.207	AC Conducted Emission	Not Required	-
3.4	15.203 & 15.247(b)	Antenna Requirement	Pass	-

Remark:

1. Not required means after assessing, test items are not necessary to carry out.
2. This is a variant report by changing antenna to external dipole antenna. All the test cases were performed on original report which can be referred to Sporton Report Number FR911110C. Based on the original report, the test cases were verified.

Declaration of Conformity:
The test results with all measurement uncertainty excluded are presented in accordance with the regulation limits or requirements declared by manufacturers.
Comments and Explanations:
The declared of product specification for EUT presented in the report are provided by the manufacturer, and the manufacturer takes all the responsibilities for the accuracy of product specification.

Reviewed by: Wii Chang

Report Producer: Tina Chuang

1 General Description

1.1 Product Feature of Equipment Under Test

Product Feature	
Equipment	Customer Concierge
Brand Name	ZEBRA
Model Name	CC600
FCC ID	UZ7CC600
EUT supports Radios application	WLAN 11a/b/g/n HT20/HT40 WLAN 11ac VHT20/VHT40/VHT80 Bluetooth BR/EDR/LE
HW Version	DV
SW Version	01-18-02.00-OG-U00-STD
FW Version	FUSION_QA_2_1.4.0.002_O
MFD	30JUL19
EUT Stage	Engineering sample

Remark: The above EUT's information was declared by manufacturer.

Specification of Accessories				
AC Adaptor	**Brand Name**	ZEBRA	**Part Number**	PWR-BUA5V16W0WW
DC Cable	**Brand Name**	ZEBRA	**Part Number**	CBL-DC-383A1-01
AC Cable	**Brand Name**	ZEBRA	**Part Number**	50-16000-182R

Support Unit Used in Test Configuration and System				
POE	**Brand Name**	Microsemi	**Part Number**	PD-9501GR/AC

1.2 Product Specification of Equipment Under Test

Standards-related Product Specification	
Tx/Rx Channel Frequency Range	2412 MHz ~ 2462 MHz
Maximum (Average) Output Power to antenna <CDD Mode>	**<Ant. 1>** 802.11b : 20.60 dBm (0.1148 W) 802.11g : 18.30 dBm (0.0676 W) 802.11n HT20 : 17.60 dBm (0.575 W) 802.11n HT40 : 15.20 dBm (0.0331 W) 802.11ac VHT20 : 17.50 dBm (0.0562 W) 802.11ac VHT40 : 15.10 dBm (0.0324 W) **<Ant. 2>** 802.11b : 20.60 dBm (0.1148 W) 802.11g : 18.30 dBm (0.0676 W) 802.11n HT20 : 18.10 dBm (0.646 W) 802.11n HT40 : 15.80 dBm (0.0380 W) 802.11ac VHT20 : 18.00 dBm (0.0631 W) 802.11ac VHT40 : 15.70 dBm (0.0372 W) **<MIMO Ant. 1 + 2>** 802.11b : 22.55 dBm (0.1799 W) 802.11g : 21.07 dBm (0.1279 W) 802.11n HT20 : 20.92 dBm (0.1236 W) 802.11n HT40 : 17.47 dBm (0.0558 W) 802.11ac VHT20 : 20.82 dBm (0.1208 W) 802.11ac VHT40 : 17.37 dBm (0.0546 W)
Maximum (Average) Output Power to antenna <TXBF Mode>	**<MIMO Ant. 1 + 2>** 802.11ac VHT20 : 20.77 dBm (0.1194 W) 802.11ac VHT40 : 18.31 dBm (0.0678 W)
Antenna Type / Gain	<Ant. 1>: External Dipole Antenna with gain 2.30 dBi <Ant. 2>: External Dipole Antenna with gain 2.30 dBi
Type of Modulation	802.11b : DSSS (DBPSK / DQPSK / CCK) 802.11g/n : OFDM (BPSK / QPSK / 16QAM / 64QAM) 802.11ac: OFDM (BPSK / QPSK / 16QAM / 64QAM / 256QAM)
Antenna Function Description	

	Ant. 1	Ant. 2
802.11 b/g/n/ac	V	V
802.11 b/g/n/ac MIMO	V	V
802.11 ac TXBF	V	V

Note: MIMO Ant. 1+2 is a calculated result from sum of the power MIMO Ant. 1 and MIMO Ant. 2

1.3 Modification of EUT

No modifications are made to the EUT during all test items.

1.4 Testing Location

Test Site	SPORTON INTERNATIONAL INC. EMC & Wireless Communications Laboratory
Test Site Location	No.52, Huaya 1st Rd., Guishan Dist., Taoyuan City, Taiwan (R.O.C.) TEL: +886-3-327-3456 FAX: +886-3-328-4978
Test Site No.	**Sporton Site No.**
	TH05-HY

Note: The test site complies with ANSI C63.4 2014 requirement.

Test Site	SPORTON INTERNATIONAL INC. EMC & Wireless Communications Laboratory
Test Site Location	No.58, Aly. 75, Ln. 564, Wenhua 3rd, Rd., Guishan Dist., Taoyuan City, Taiwan (R.O.C.) TEL: +886-3-327-0868 FAX: +886-3-327-0855
Test Site No.	**Sporton Site No.**
	03CH13-HY

Note: The test site complies with ANSI C63.4 2014 requirement.

FCC designation No.: TW1190 and TW0007

1.5 Applicable Standards

According to the specifications of the manufacturer, the EUT must comply with the requirements of the following standards:

- FCC Part 15 Subpart C §15.247
- FCC KDB Publication No. 558074 D01 DTS Meas. Guidance v05r02
- FCC KDB 414788 D01 Radiated Test Site v01r01.
- FCC KDB 662911 D01 Multiple Transmitter Output v02r01.
- ANSI C63.10-2013

Remark:

1. All test items were verified and recorded according to the standards and without any deviation during the test.
2. This EUT has also been tested and complied with the requirements of FCC Part 15, Subpart B, recorded in a separate test report.

2 Test Configuration of Equipment Under Test

The EUT has been associated with peripherals and configuration operated in a manner tended to maximize its emission characteristics in a typical application. Frequency range investigated:, radiation emission (9 kHz to the 10th harmonic of the highest fundamental frequency or to 40 GHz, whichever is lower). For radiated measurement, pre-scanned in two configuration of External Antenna (Antenna lying 40 degree and upstanding tilt 40 degree). The worst cases (Antenna lying 40 degree) were recorded in this report.

2.1 Carrier Frequency and Channel

Frequency Band	Channel	Freq. (MHz)	Channel	Freq. (MHz)
2400-2483.5 MHz	1	2412	7	2442
	2	2417	8	2447
	3	2422	9	2452
	4	2427	10	2457
	5	2432	11	2462
	6	2437		

2.2 Test Mode

Final test modes are considering the modulation and worse data rates as below table.

Single Mode

Modulation	Data Rate
802.11b	1 Mbps
802.11g	6 Mbps
802.11n HT20	MCS0
802.11n HT40	MCS0
802.11ac VHT20 (Covered by HT20)	MCS0
802.11ac VHT40 (Covered by HT40)	MCS0

MIMO Mode

Modulation	Data Rate
802.11b	1 Mbps
802.11g	6 Mbps
802.11n HT20	MCS0
802.11n HT40	MCS0
802.11ac VHT20 (Covered by HT20)	MCS0
802.11ac VHT40 (Covered by HT40)	MCS0

TXBF Mode

Modulation	Data Rate
802.11ac VHT20	MCS0
802.11ac VHT40	MCS0

2.3 Connection Diagram of Test System

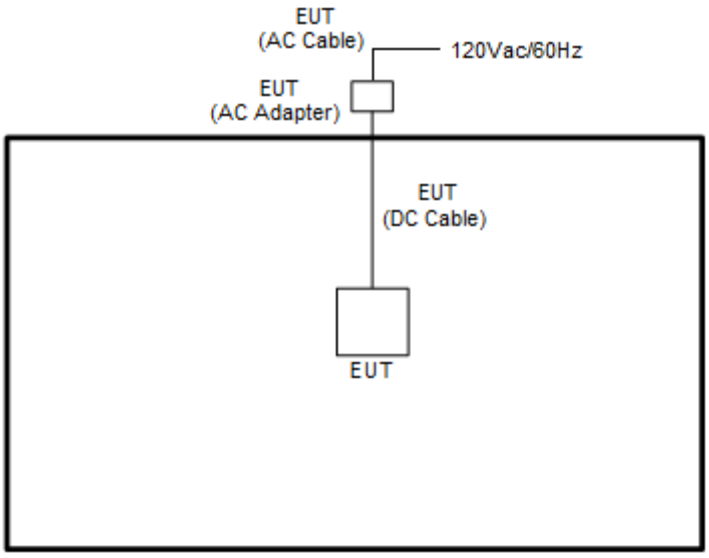

2.4 Support Unit used in test configuration and system

Item	Equipment	Trade Name	Model Name	FCC ID	Data Cable	Power Cord
1.	Notebook	DELL	Latitude E3340	FCC DoC/ Contains FCC ID: PD97260NGU	N/A	AC I/P: Unshielded, 1.2 m DC O/P: Shielded, 1.8 m
2.	Notebook	Lenovo	E335	N/A	N/A	AC I/P: Unshielded, 1.2 m DC O/P: Shielded, 1.8 m
3.	Bluetooth Base Station	R&S	CBT32	N/A	N/A	Unshielded, 1.8 m

2.5 EUT Operation Test Setup

The RF test items, utility “QRCT v3.0.271.0” was installed in Notebook which was programmed in order to make the EUT get into the engineering modes to provide channel selection, power level, data rate and the application type and for continuous transmitting signals.

For TXBF mode, the modulation modes and data rates manipulated by the command lines in the engineering program made the EUT link to another EUT by power under the normal operation. The “adb” software tool was used to enable the EUT to transmit signals continuously.

2.6 Measurement Results Explanation Example

For all conducted test items:

The offset level is set in the spectrum analyzer to compensate the RF cable loss and attenuator factor between EUT conducted output port and spectrum analyzer. With the offset compensation, the spectrum analyzer reading level is exactly the EUT RF output level.

Example:
The spectrum analyzer offset is derived from RF cable loss and attenuator factor.
Offset = RF cable loss + attenuator factor.
Following shows an offset computation example with cable loss 4.2 dB and 10dB attenuator.

Offset(dB) = RF cable loss(dB) + attenuator factor(dB).
= 4.2 + 10 = 14.2 (dB)

3 Test Result

3.1 Output Power Measurement

3.1.1 Limit of Output Power

For systems using digital modulation in the 2400-2483.5MHz, the limit for output power is 30dBm. If transmitting antenna with directional gain greater than 6dBi is used, the output power from the intentional radiator shall be reduced below the above stated value by the amount in dB that the directional gain of the antenna exceeds 6 dBi. In case of point-to-point operation, the limit has to be reduced by 1dB for every 3dB that the directional gain of the antenna exceeds 6dBi.

3.1.2 Measuring Instruments

See list of measuring equipment of this test report.

3.1.3 Test Procedures

<CDD Modes>

1. For Peak Power, the testing follows ANSI C63.10 Section 11.9.1.3 PKPM1
2. For Average Power, the testing follows ANSI C63.10 Section 11.9.2.3.2 Method AVGPM-G
3. The RF output of EUT was connected to the power meter by RF cable and attenuator. The path loss was compensated to the results for each measurement.
4. Set to the maximum power setting and enable the EUT transmit continuously.
5. Measure the conducted output power and record the results in the test report.
6. For MIMO mode, calculation method follows FCC KDB 662911 D01 Multiple Transmitter Output v02r01.

<TXBF Modes>

1. For Average Power, the testing follows ANSI C63.10 Section 11.9.2.3.2 Method AVGPM-G
2. The RF output of EUT was connected to the power meter by RF cable and attenuator. The path loss was compensated to the results for each measurement.
3. Set to the maximum power setting and enable the EUT transmit continuously.
4. Measure the conducted output power and record the results in the test report.
5. For MIMO mode, calculation method follows FCC KDB 662911 D01 Multiple Transmitter Output v02r01.

3.1.4 Test Setup

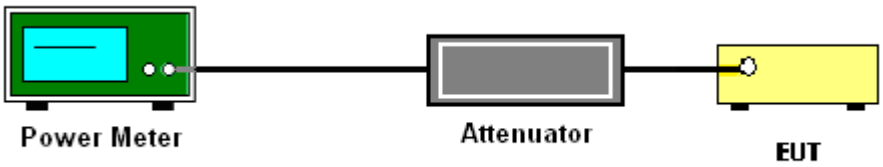

3.1.5 Test Result of Average Output Power

Test Engineer :	Nick Yu and Shiming Liu	Temperature :	21~25℃
		Relative Humidity :	51~54%

<CDD Modes>

2.4GHz Band																	
Mod.	Data Rate	NTX	CH.	Freq. (MHz)	Average Conducted Power (dBm)			Conducted Power Limit (dBm)		DG (dBi)		EIRP Power (dBm)		EIRP Power Limit (dBm)		Pass /Fail
					Ant 1	Ant 2	SUM	Ant 1	Ant 2	Ant 1	Ant 2	Ant 1	Ant 2	Ant 1	Ant 2	
11b	1Mbps	1	1	2412	20.60	20.60	-	30.00	30.00	2.30	2.30	22.90	22.90	36.00	36.00	Pass
11b	1Mbps	1	6	2437	20.60	20.50		30.00	30.00	2.30	2.30	22.90	22.80	36.00	36.00	Pass
11b	1Mbps	1	11	2462	20.00	20.00		30.00	30.00	2.30	2.30	22.30	22.30	36.00	36.00	Pass
11g	6Mbps	1	1	2412	18.30	17.50		30.00	30.00	2.30	2.30	20.60	19.80	36.00	36.00	Pass
11g	6Mbps	1	6	2437	17.70	18.30		30.00	30.00	2.30	2.30	20.00	20.60	36.00	36.00	Pass
11g	6Mbps	1	11	2462	16.30	16.80		30.00	30.00	2.30	2.30	18.60	19.10	36.00	36.00	Pass
HT20	MCS0	1	1	2412	17.00	16.80		30.00	30.00	2.30	2.30	19.30	19.10	36.00	36.00	Pass
HT20	MCS0	1	6	2437	17.60	18.10		30.00	30.00	2.30	2.30	19.90	20.40	36.00	36.00	Pass
HT20	MCS0	1	11	2462	15.60	15.60		30.00	30.00	2.30	2.30	17.90	17.90	36.00	36.00	Pass
HT40	MCS0	1	3	2422	15.20	14.40		30.00	30.00	2.30	2.30	17.50	16.70	36.00	36.00	Pass
HT40	MCS0	1	6	2437	14.60	15.80		30.00	30.00	2.30	2.30	16.90	18.10	36.00	36.00	Pass
HT40	MCS0	1	9	2452	13.50	14.60		30.00	30.00	2.30	2.30	15.80	16.90	36.00	36.00	Pass
VHT20	MCS0	1	1	2412	16.90	16.70		30.00	30.00	2.30	2.30	19.20	19.00	36.00	36.00	Pass
VHT20	MCS0	1	6	2437	17.50	18.00		30.00	30.00	2.30	2.30	19.80	20.30	36.00	36.00	Pass
VHT20	MCS0	1	11	2462	15.50	16.20		30.00	30.00	2.30	2.30	17.80	18.50	36.00	36.00	Pass
VHT40	MCS0	1	3	2422	15.10	14.30		30.00	30.00	2.30	2.30	17.40	16.60	36.00	36.00	Pass
VHT40	MCS0	1	6	2437	14.50	15.70		30.00	30.00	2.30	2.30	16.80	18.00	36.00	36.00	Pass
VHT40	MCS0	1	9	2452	13.40	14.50		30.00	30.00	2.30	2.30	15.70	16.80	36.00	36.00	Pass

2.4GHz Band																	
Mod.	Data Rate	NTX	CH.	Freq. (MHz)	Average Conducted Power (dBm)			Conducted Power Limit (dBm)		DG (dBi)		EIRP Power (dBm)		EIRP Power Limit (dBm)		Pass /Fail
					Ant 1	Ant 2	SUM	Ant 1	Ant 2	Ant 1	Ant 2	Ant 1	Ant 2	Ant 1	Ant 2	
11b	1Mbps	2	1	2412	18.90	20.10	22.55	30.00		2.30		24.85		36.00		Pass
11b	1Mbps	2	6	2437	17.90	18.20	21.06	30.00		2.30		23.36		36.00		Pass
11b	1Mbps	2	11	2462	17.80	18.70	21.28	30.00		2.30		23.58		36.00		Pass
11g	6Mbps	2	1	2412	16.30	16.90	19.62	30.00		2.30		21.92		36.00		Pass
11g	6Mbps	2	6	2437	17.70	18.40	21.07	30.00		2.30		23.37		36.00		Pass
11g	6Mbps	2	11	2462	15.30	15.80	18.57	30.00		2.30		20.87		36.00		Pass
HT20	MCS0	2	1	2412	15.60	16.20	18.92	30.00		2.30		21.22		36.00		Pass
HT20	MCS0	2	6	2437	17.60	18.20	20.92	30.00		2.30		23.22		36.00		Pass
HT20	MCS0	2	11	2462	14.70	15.00	17.86	30.00		2.30		20.16		36.00		Pass
HT40	MCS0	2	3	2422	13.30	13.80	16.57	30.00		2.30		18.87		36.00		Pass
HT40	MCS0	2	6	2437	14.10	14.80	17.47	30.00		2.30		19.77		36.00		Pass
HT40	MCS0	2	9	2452	12.60	13.10	15.87	30.00		2.30		18.17		36.00		Pass
VHT20	MCS0	2	1	2412	15.50	16.10	18.82	30.00		2.30		21.12		36.00		Pass
VHT20	MCS0	2	6	2437	17.50	18.10	20.82	30.00		2.30		23.12		36.00		Pass
VHT20	MCS0	2	11	2462	14.60	14.90	17.76	30.00		2.30		20.06		36.00		Pass
VHT40	MCS0	2	3	2422	13.20	13.70	16.47	30.00		2.30		18.77		36.00		Pass
VHT40	MCS0	2	6	2437	14.00	14.70	17.37	30.00		2.30		19.67		36.00		Pass
VHT40	MCS0	2	9	2452	12.50	13.00	15.77	30.00		2.30		18.07		36.00		Pass

<TXBF Modes>

2.4GHz Band																	
Mod.	Data Rate	NTX	CH.	Freq. (MHz)	Average Conducted Power (dBm)			Conducted Power Limit (dBm)		DG (dBi)		EIRP Power (dBm)		EIRP Power Limit (dBm)		Pass /Fail
					Ant 1	Ant 2	SUM	Ant 1	Ant 2	Ant 1	Ant 2	Ant 1	Ant 2	Ant 1	Ant 2	
VHT20	MCS0	2	1	2412	17.50	18.00	20.77	30.00		5.31		26.08		36.00		Pass
VHT20	MCS0	2	6	2437	17.40	17.70	20.56	30.00		5.31		25.87		36.00		Pass
VHT20	MCS0	2	11	2462	16.70	17.20	19.97	30.00		5.31		25.28		36.00		Pass
VHT40	MCS0	2	3	2422	12.60	13.00	15.81	30.00		5.31		21.13		36.00		Pass
VHT40	MCS0	2	6	2437	15.10	15.50	18.31	30.00		5.31		23.63		36.00		Pass
VHT40	MCS0	2	9	2452	13.50	13.80	16.66	30.00		5.31		21.97		36.00		Pass

3.2 Power Spectral Density Measurement

3.2.1 Limit of Power Spectral Density

The peak power spectral density shall not be greater than 8dBm in any 3kHz band at any time interval of continuous transmission.

3.2.2 Measuring Instruments

See list of measuring equipment of this test report.

3.2.3 Test Procedures

1. The testing follows the ANSI C63.10 Section 11.10.2 Method PKPSD.
2. The RF output of EUT was connected to the spectrum analyzer by RF cable and attenuator. The path loss was compensated to the results for each measurement.
3. Set to the maximum power setting and enable the EUT transmit continuously.
4. Make the measurement with the spectrum analyzer's resolution bandwidth (RBW) = 3 kHz. Video bandwidth VBW = 10 kHz In order to make an accurate measurement, set the span to 1.5 times DTS Channel Bandwidth. (6dB BW)
5. Detector = peak, Sweep time = auto couple, Trace mode = max hold, Allow trace to fully stabilize. Use the peak marker function to determine the maximum power level.
6. Measure and record the results in the test report.
7. For MIMO mode, calculation method follows FCC KDB 662911 D01 Multiple Transmitter Output v02r01.

   Method (c): Measure and add 10 log(N_{ANT}) dB.

   With this technique, spectrum measurements are performed at each output of the device, but rather than summing the spectra or the spectral peaks across the outputs, the quantity 10 log(N_{ANT}) dB is added to each spectrum value before comparing to the emission limit. The addition of 10 log(N_{ANT}) dB serves to apportion the emission limit among the N_{ANT} outputs so that each output is permitted to contribute no more than $1/N_{ANT}$ th of the PSD limit .

3.2.4 Test Setup

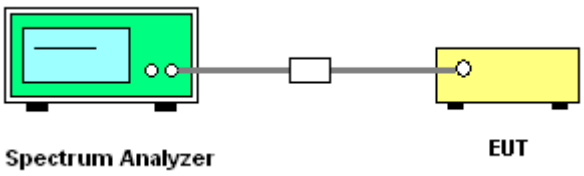

3.2.5 Test Result of Power Spectral Density

Test Engineer :	Nick Yu and Shiming Liu	Temperature :	21~25℃
		Relative Humidity :	51~54%

<CDD Modes>

2.4GHz Band												
Mod.	Data Rate	NTX	CH.	Freq. (MHz)	Peak PSD (dBm/3kHz)			DG (dBi)		Peak PSD Limit (dBm/3kHz)		Pass/Fail
					Ant 1	Ant 2	Worse + 3.01	Ant 1	Ant 2	Ant 1	Ant 2	
11b	1Mbps	1	1	2412	-1.70	-2.12	-	2.30	2.30	8.00	8.00	Pass
11b	1Mbps	1	6	2437	-1.62	-1.67	-	2.30	2.30	8.00	8.00	Pass
11b	1Mbps	1	11	2462	-2.28	-2.62	-	2.30	2.30	8.00	8.00	Pass
11g	6Mbps	1	1	2412	-7.21	-7.96	-	2.30	2.30	8.00	8.00	Pass
11g	6Mbps	1	6	2437	-7.97	-7.13	-	2.30	2.30	8.00	8.00	Pass
11g	6Mbps	1	11	2462	-9.28	-8.37	-	2.30	2.30	8.00	8.00	Pass
HT20	MCS0	1	1	2412	-8.86	-8.85	-	2.30	2.30	8.00	8.00	Pass
HT20	MCS0	1	6	2437	-8.50	-7.38	-	2.30	2.30	8.00	8.00	Pass
HT20	MCS0	1	11	2462	-10.71	-9.91	-	2.30	2.30	8.00	8.00	Pass
HT40	MCS0	1	3	2422	-13.61	-14.01	-	2.30	2.30	8.00	8.00	Pass
HT40	MCS0	1	6	2437	-14.51	-12.74	-	2.30	2.30	8.00	8.00	Pass
HT40	MCS0	1	9	2452	-15.34	-14.21	-	2.30	2.30	8.00	8.00	Pass
11b	1Mbps	2	1	2412	-3.63	-2.40	0.61	5.31		8.00		Pass
11b	1Mbps	2	6	2437	-4.92	-3.99	-0.98	5.31		8.00		Pass
11b	1Mbps	2	11	2462	-4.47	-4.26	-1.25	5.31		8.00		Pass
11g	6Mbps	2	1	2412	-9.25	-9.13	-6.12	5.31		8.00		Pass
11g	6Mbps	2	6	2437	-7.91	-7.30	-4.29	5.31		8.00		Pass
11g	6Mbps	2	11	2462	-10.54	-9.88	-6.87	5.31		8.00		Pass
HT20	MCS0	2	1	2412	-10.55	-9.98	-6.97	5.31		8.00		Pass
HT20	MCS0	2	6	2437	-8.88	-8.15	-5.14	5.31		8.00		Pass
HT20	MCS0	2	11	2462	-11.50	-11.07	-8.06	5.31		8.00		Pass
HT40	MCS0	2	3	2422	-16.21	-15.66	-12.65	5.31		8.00		Pass
HT40	MCS0	2	6	2437	-15.25	-14.70	-11.69	5.31		8.00		Pass
HT40	MCS0	2	9	2452	-16.48	-16.33	-13.32	5.31		8.00		Pass

Worst Case Power Density (dBm/3kHz) for MIMO Ant. 1

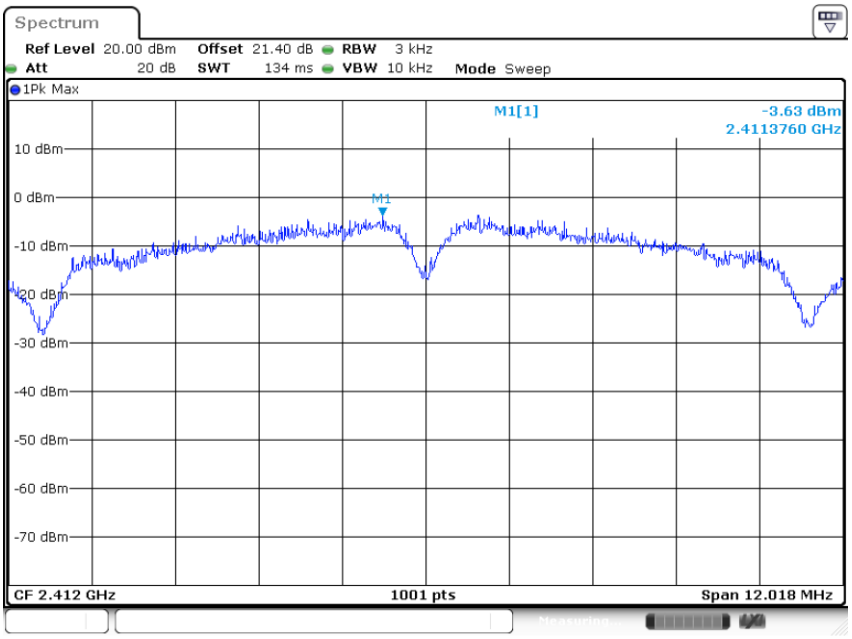

Date: 18.OCT.2019 16:08:29

Worst Case Power Density (dBm/3kHz) for MIMO Ant. 2

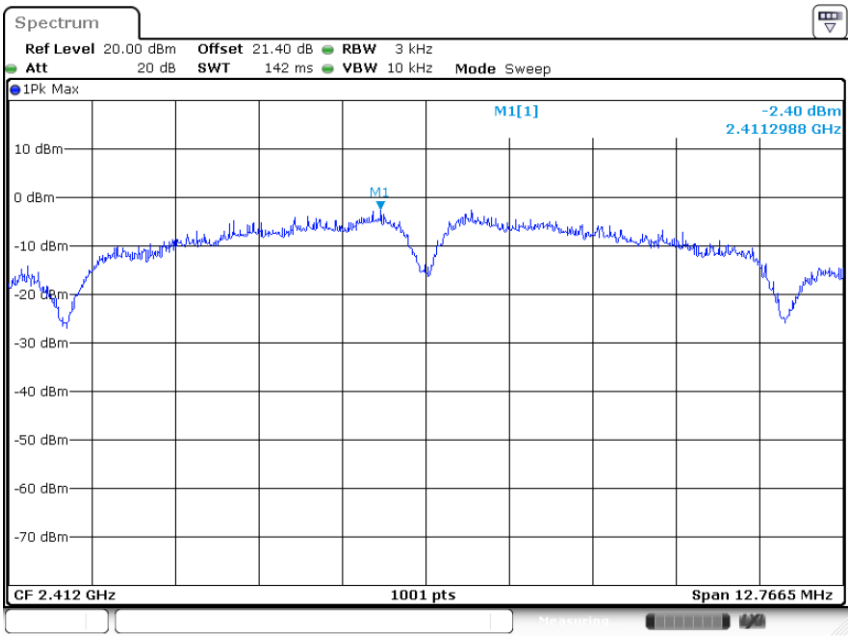

Date: 18.OCT.2019 16:14:24

<TXBF Modes>

2.4GHz Band												
Mod.	Data Rate	NTX	CH.	Freq. (MHz)	Peak PSD (dBm/3kHz)			DG (dBi)		Peak PSD Limit (dBm/3kHz)		Pass/Fail
					Ant 1	Ant 2	Worse + 3.01	Ant 1	Ant 2	Ant 1	Ant 2	
VHT20	MCS0	2	1	2412	-8.03	-7.61	-4.60	5.31		8.00		Pass
VHT20	MCS0	2	6	2437	-8.27	-7.93	-4.92	5.31		8.00		Pass
VHT20	MCS0	2	11	2462	-8.64	-8.45	-5.44	5.31		8.00		Pass
VHT40	MCS0	2	3	2422	-15.72	-16.04	-12.71	5.31		8.00		Pass
VHT40	MCS0	2	6	2437	-13.18	-13.52	-10.17	5.31		8.00		Pass
VHT40	MCS0	2	9	2452	-14.93	-15.03	-11.92	5.31		8.00		Pass

Worst Case Power Density (dBm/3kHz) for MIMO Ant. 1

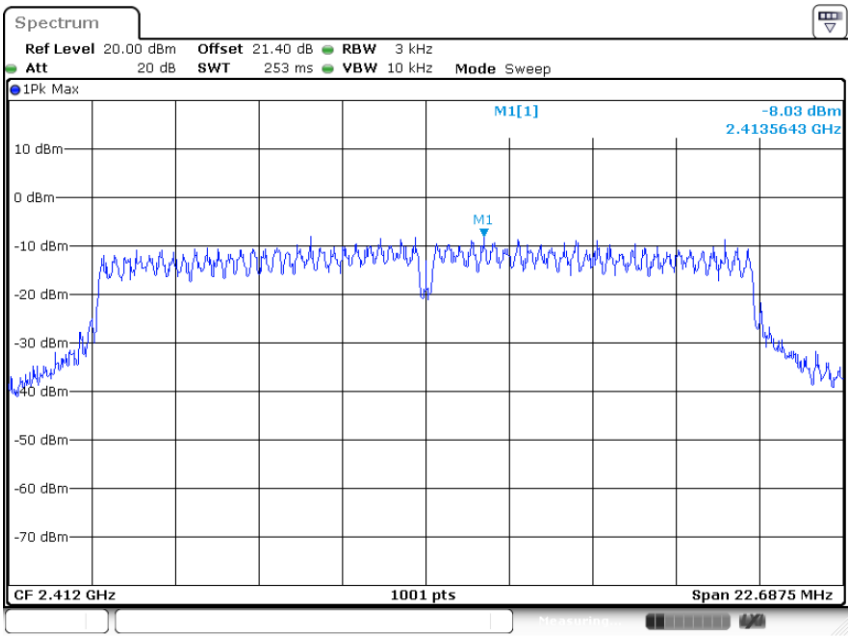

Date: 8.OCT.2019 00:02:41

Worst Case Power Density (dBm/3kHz) for MIMO Ant. 2

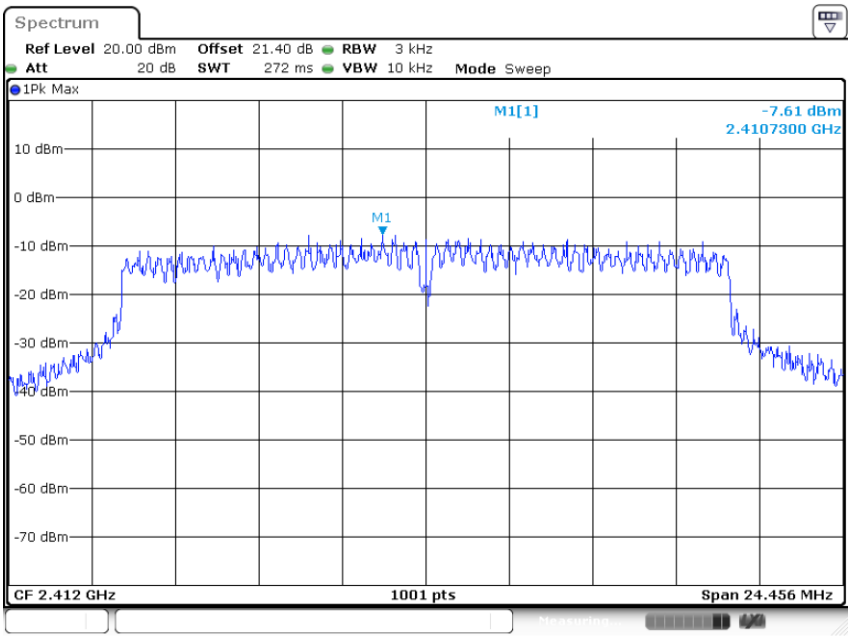

Date: 8.OCT.2019 00:09:23

3.3 Radiated Band Edges and Spurious Emission Measurement

3.3.1 Limit of Radiated band edge and Spurious Emission Measurement

In any 100 kHz bandwidth outside the intentional radiator frequency band, all harmonics/spurious must be at least 20 dB below the highest emission level within the authorized band. If the output power of this device was measured by spectrum analyzer, the attenuation under this paragraph shall be 30 dB instead of 20 dB. In addition, radiated emissions which fall in the restricted bands must also comply with the limits as below.

Frequency (MHz)	Field Strength (microvolts/meter)	Measurement Distance (meters)
0.009 – 0.490	2400/F(kHz)	300
0.490 – 1.705	24000/F(kHz)	30
1.705 – 30.0	30	30
30 – 88	100	3
88 – 216	150	3
216 - 960	200	3
Above 960	500	3

3.3.2 Measuring Instruments

See list of measuring equipment of this test report.

3.3.3 Test Procedures

1. The testing follows the ANSI C63.10 Section 11.12.1 Radiated emission measurements
2. The EUT was arranged to its worst case and then tune the antenna tower (from 1 m to 4 m) and turntable (from 0 degree to 360 degrees) to find the maximum reading. A pre-amp and a high pass filter are used for the test in order to get better signal level.
3. The EUT was placed on a turntable with 0.8 meter for frequency below 1GHz and 1.5 meter for frequency above 1GHz respectively above ground.
4. The EUT was set 3 meters from the interference receiving antenna, which was mounted on the top of a variable height antenna tower.
5. Corrected Reading: Antenna Factor + Cable Loss + Read Level - Preamp Factor = Level
6. For testing below 1GHz, if the emission level of the EUT in peak mode was 3 dB lower than the limit specified, then peak values of EUT will be reported, otherwise, the emissions will be repeated one by one using the CISPR quasi-peak method and reported.
7. For testing above 1GHz, the emission level of the EUT in peak mode was 20dB lower than average limit (that means the emission level in average mode also complies with the limit in average mode), then peak values of EUT will be reported, otherwise, the emissions will be measured in average mode again and reported.
8. Use the following spectrum analyzer settings:
   (1) Span shall wide enough to fully capture the emission being measured;
   (2) Set RBW=100 kHz for f < 1 GHz; VBW ≥ RBW; Sweep = auto; Detector function = peak; Trace = max hold;
   (3) Set RBW = 1 MHz, VBW= 3MHz for f ≥ 1 GHz for peak measurement.
   For average measurement:
   - VBW = 10 Hz, when duty cycle is no less than 98 percent.
   - VBW ≥ 1/T, when duty cycle is less than 98 percent where T is the minimum transmission duration over which the transmitter is on and is transmitting at its maximum power control level for the tested mode of operation.

3.3.4 Test Setup

For radiated emissions below 30MHz

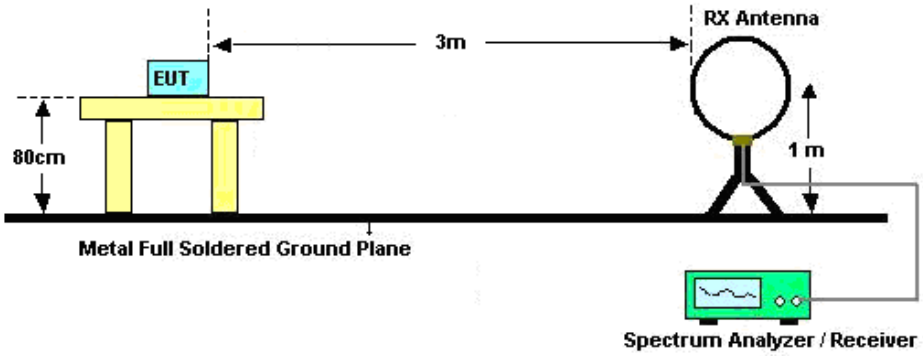

For radiated emissions from 30MHz to 1GHz

<CDD Mode>

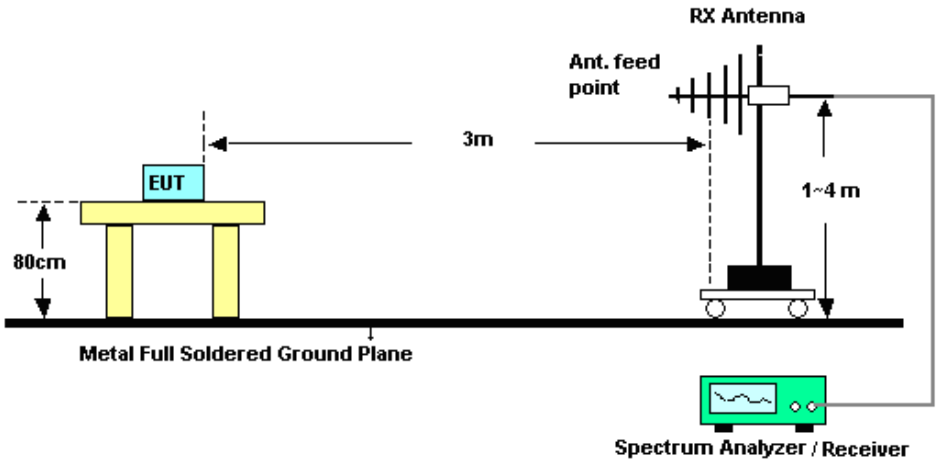

<TXBF Modes>

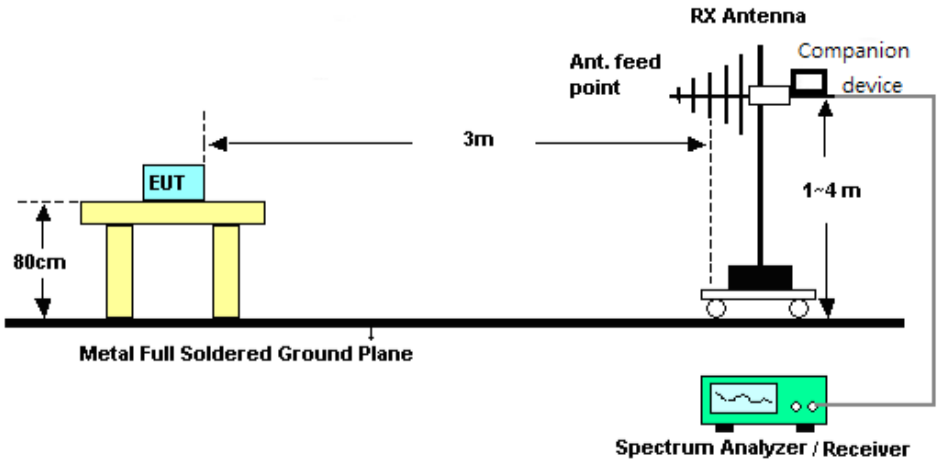

For radiated emissions above 1GHz

<CDD Mode>

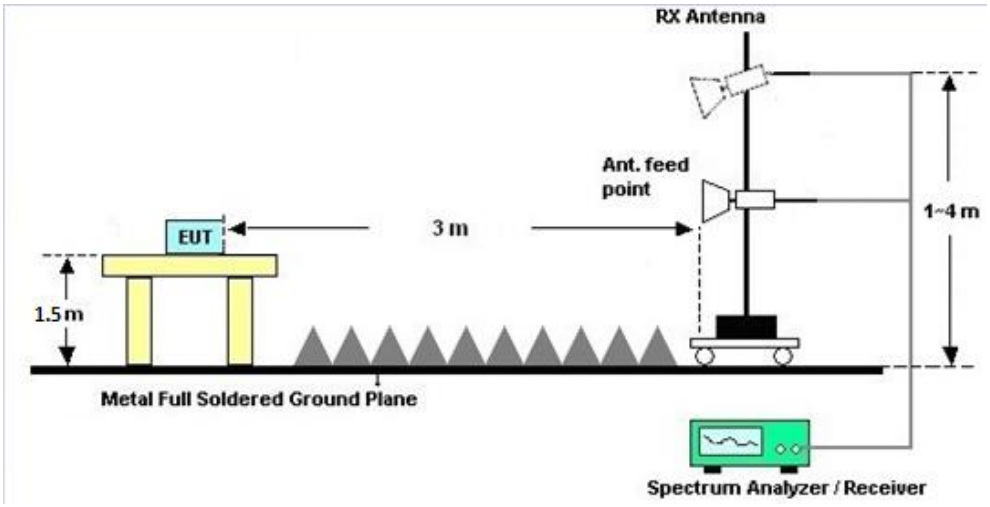

<TXBF Modes>

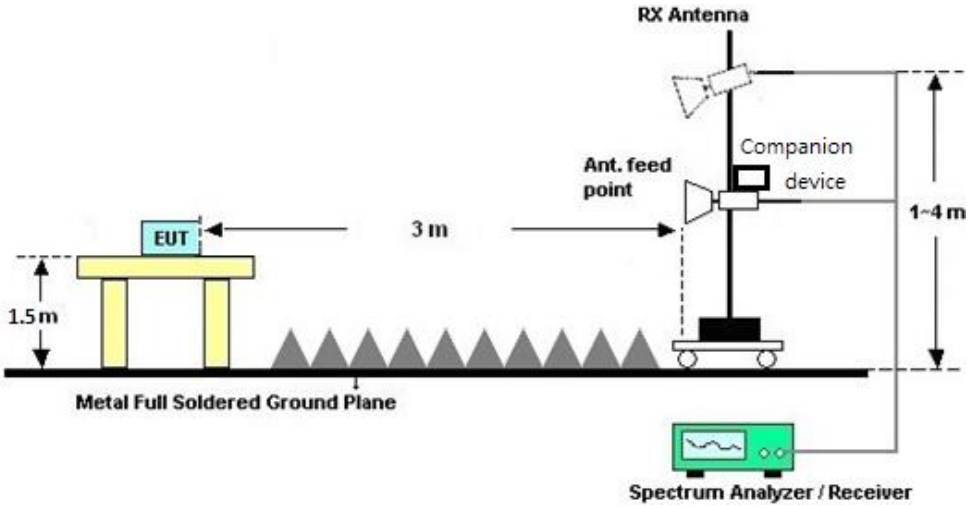

3.3.5 Test Results of Radiated Spurious Emissions (9kHz ~ 30MHz)

The low frequency, which started from 9 kHz to 30MHz, was pre-scanned and the result which was 20dB lower than the limit line was not reported.

There is a comparison data of both open-field test site and alternative test site - semi-Anechoic chamber according to 414788 D01 Radiated Test Site v01r01, and the result came out very similar.

3.3.6 Test Result of Radiated Spurious at Band Edges

Please refer to Appendix A and B.

3.3.7 Duty Cycle

Please refer to Appendix C.

3.3.8 Test Result of Radiated Spurious Emission (30MHz ~ 10th Harmonic)

Please refer to Appendix A and B.

3.4 Antenna Requirements

3.4.1 Standard Applicable

If directional gain of transmitting Antennas is greater than 6dBi, the power shall be reduced by the same level in dB comparing to gain minus 6dBi. The use of a permanently attached Antenna or of an Antenna that uses a unique coupling to the intentional radiator shall be considered sufficient to comply with the rule.

3.4.2 Antenna Anti-Replacement Construction

An embedded-in antenna design is used.

3.4.3 Antenna Gain

<CDD Modes >

FCC KDB 662911 D01 Multiple Transmitter Output v02r01

For CDD transmissions, directional gain is calculated as

Directional gain = G_{ANT} + Array Gain, where Array Gain is as follows.

For power spectral density (PSD) measurements on all devices,

Array Gain = 10 log(N_{ANT}/N_{SS}=1) dB.

For power measurements on IEEE 802.11 devices,

Array Gain = 0 dB (i.e., no array gain) for $N_{ANT} \leq 4$.

Directional gain may be calculated by using the formulas applicable to equal gain antennas with G_{ANT} set equal to the gain of the antenna having the highest gain;

The EUT supports CDD mode.

For power, the directional gain G_{ANT} is set equal to the antenna having the highest gain, i.e., F)2)f)i).

For PSD, the directional gain calculation is following F)2)f)ii) of KDB 662911 D01 v02r01.

The power and PSD limit should be modified if the directional gain of EUT is over 6 dBi,

The directional gain “DG” is calculated as following table.

<CDD Modes>						
	Ant. 1 (dBi)	Ant. 2 (dBi)	DG for Power (dBi)	DG for PSD (dBi)	Power Limit Reduction (dB)	PSD Limit Reduction (dB)
2.4 GHz	2.30	2.30	2.30	5.31	0.00	0.00

Power Limit Reduction = DG(Power) – 6dBi, (min = 0)

PSD Limit Reduction = DG(PSD) – 6dBi, (min = 0)

TXBF modes

FCC KDB 662911 D01 Multiple Transmitter Output v02r01

For CDD transmissions, directional gain is calculated as

$$DirectionalGain = 10 \cdot \log \left[\frac{\sum_{j=1}^{N_{SS}} \left\{ \sum_{k=1}^{N_{ANT}} g_{j,k} \right\}^2}{N_{ANT}} \right]$$

where

Each antenna is driven by no more than one spatial stream;

N_{SS} = the number of independent spatial streams of data;

N_{ANT} = the total number of antennas

$g_{j,k} = 10^{G_k/20}$ if the kth antenna is being fed by spatial stream j, or zero if it is not;

G_k is the gain in dBi of the kth antenna.

The EUT supports beamforming for 802.11ac modes.

The directional gain calculation is following F)2)e)ii) of KDB 662911 D01 v02r01.

The power and PSD limit should be modified if the directional gain of EUT is over 6 dBi,

The directional gain "DG" is calculated as following table.

	Ant. 1 (dBi)	Ant. 2 (dBi)	DG for Power (dBi)	DG for PSD (dBi)	Power Limit Reduction (dB)	PSD Limit Reduction (dB)
2.4 GHz	2.30	2.30	5.31	5.31	0.00	0.00

Power Limit Reduction = DG(Power) – 6dBi, (min = 0)

PSD Limit Reduction = DG(PSD) – 6dBi, (min = 0)

4 List of Measuring Equipment

Instrument	Manufacturer	Model No.	Serial No.	Characteristics	Calibration Date	Test Date	Due Date	Remark
Loop Antenna	Rohde & Schwarz	HFH2-Z2	100488	9 kHz~30 MHz	Jan. 07, 2019	Sep. 22, 2019~ Oct. 23, 2019	Jan. 06, 2020	Radiation (03CH13-HY)
Bilog Antenna	TESEQ	CBL 6111D& 00800N1D01 N-06	40103 & 07	30MHz~1GHz	Apr. 30, 2019	Sep. 22, 2019~ Oct. 23, 2019	Apr. 29, 2020	Radiation (03CH13-HY)
Horn Antenna	SCHWARZBE CK	BBHA 9120 D	9120D-124 1	1GHz~18GHz	Jul. 02, 2019	Sep. 22, 2019~ Oct. 23, 2019	Jul. 01, 2020	Radiation (03CH13-HY)
Preamplifier	MITEQ	AMF-7D-0010 1800-30-10P	1590074	1GHz~18GHz	May 20, 2019	Sep. 22, 2019~ Oct. 23, 2019	May 19, 2020	Radiation (03CH13-HY)
Preamplifier	Keysight	83017A	MY532701 47	1GHz~26.5GHz	Mar. 15, 2019	Sep. 22, 2019~ Oct. 23, 2019	Mar. 14, 2020	Radiation (03CH13-HY)
Amplifier	SONOMA	310N	187282	9kHz~1GHz	Dec. 18, 2018	Sep. 22, 2019~ Oct. 23, 2019	Dec. 17, 2019	Radiation (03CH13-HY)
Preamplifier	EMEC	EM18G40G	060715	18GHz~40GHz	Dec. 06, 2018	Sep. 22, 2019~ Oct. 23, 2019	Dec. 05, 2019	Radiation (03CH13-HY)
Spectrum Analyzer	Keysight	N9010A	MY553705 26	10Hz~44GHz	Mar. 19, 2019	Sep. 22, 2019~ Oct. 23, 2019	Mar. 18, 2020	Radiation (03CH13-HY)
RF Cable	HUBER + SUHNER	SUCOFLEX 126E	0030/126E	30M-18G	Feb. 13, 2019	Sep. 22, 2019~ Oct. 23, 2019	Feb. 12, 2020	Radiation (03CH13-HY)
RF Cable	HUBER + SUHNER	SUCOFLEX 104	804793/4	30M-18G	Feb. 13, 2019	Sep. 22, 2019~ Oct. 23, 2019	Feb. 12, 2020	Radiation (03CH13-HY)
RF Cable	HUBER + SUHNER	SUCOFLEX 104	MY24961/ 4	30M-18G	Feb. 13, 2019	Sep. 22, 2019~ Oct. 23, 2019	Feb. 12, 2020	Radiation (03CH13-HY)
Spectrum Analyzer	Keysight	N9010A	MY553705 26	10Hz~44GHz	Mar. 19, 2019	Sep. 22, 2019~ Oct. 23, 2019	Mar. 18, 2020	Radiation (03CH13-HY)
Antenna Mast	EMEC	AM-BS-4500-B	N/A	1m~4m	N/A	Sep. 22, 2019~ Oct. 23, 2019	N/A	Radiation (03CH13-HY)
Software	AUDIX	E3 6.2009-8-24c	RK-001124	N/A	N/A	Sep. 22, 2019~ Oct. 23, 2019	N/A	Radiation (03CH13-HY)
Turn Table	EMEC	TT2000	N/A	0~360 Degree	N/A	Sep. 22, 2019~ Oct. 23, 2019	N/A	Radiation (03CH13-HY)
EMI Test Receiver	Keysight	N9038A(MXE)	MY541300 85	20Hz ~ 8.4GHz	Nov. 01, 2018	Sep. 22, 2019~ Oct. 23, 2019	Oct. 31, 2019	Radiation (03CH13-HY)
Filter	Wainwright	WLKS1200-1 2SS	SN2	1.2GHz Low Pass Filter	Mar. 22, 2019	Sep. 22, 2019~ Oct. 23, 2019	Mar. 21, 2020	Radiation (03CH13-HY)
Filter	Wainwright	WHKX12-270 0-3000-18000 -60SS	SN2	3GHz High Pass Filter	Jul. 14, 2019	Sep. 22, 2019~ Oct. 23, 2019	Jul. 13, 2020	Radiation (03CH13-HY)
Filter	Woken	WHKX8-5272. 5-6750-18000 -40ST	SN5	6.75G Highpass	Mar.13, 2019	Sep. 22, 2019~ Oct. 23, 2019	Mar. 12, 2020	Radiation (03CH13-HY)

Instrument	Manufacturer	Model No.	Serial No.	Characteristics	Calibration Date	Test Date	Due Date	Remark
<CDD Mode>								
Power Sensor	DARE	RPR3006W	16I00054SNO10	10MHz~6GHz	Dec. 19, 2018	Aug. 21, 2019~ Oct. 18, 2019	Dec. 18, 2019	Conducted (TH05-HY)
Spectrum Analyzer	Rohde & Schwarz	FSP40	100057	9kHz-40GHz	Nov. 21, 2018	Aug. 21, 2019~ Oct. 18, 2019	Nov. 20, 2019	Conducted (TH05-HY)
Spectrum Analyzer	Rohde & Schwarz	FSV40	101397	10Hz~40GHz	Nov. 13, 2018	Aug. 21, 2019~ Oct. 18, 2019	Nov. 12, 2019	Conducted (TH05-HY)
Switch Box & RF Cable	EM	EMSW18	SW1070903	N/A	Dec. 19, 2018	Aug. 21, 2019~ Oct. 18, 2019	Dec. 18, 2019	Conducted (TH05-HY)
<TXBF Mode>								
Power Sensor	DARE	RPR3006W	16I00054SNO10	10MHz~6GHz	Dec. 19, 2018	Oct. 03, 2019~ Oct. 23, 2019	Dec. 18, 2019	Conducted (TH05-HY)
Spectrum Analyzer	Rohde & Schwarz	FSV40	101397	10Hz~40GHz	Nov. 13, 2018	Oct. 03, 2019~ Oct. 23, 2019	Nov. 12, 2019	Conducted (TH05-HY)
Switch Box & RF Cable	EM	EMSW18	SW1070903	N/A	Dec. 19, 2018	Oct. 03, 2019~ Oct. 23, 2019	Dec. 18, 2019	Conducted (TH05-HY)

5 Uncertainty of Evaluation

Uncertainty of Radiated Emission Measurement (30 MHz ~ 1000 MHz)

Measuring Uncertainty for a Level of Confidence of 95% (U = 2Uc(y))	4.90

Uncertainty of Radiated Emission Measurement (1000 MHz ~ 18000 MHz)

Measuring Uncertainty for a Level of Confidence of 95% (U = 2Uc(y))	5.40

Uncertainty of Radiated Emission Measurement (18000 MHz ~ 40000 MHz)

Measuring Uncertainty for a Level of Confidence of 95% (U = 2Uc(y))	4.30

Appendix A. Radiated Spurious Emission

Test Engineer :	Ryan Lin, JC Liang, Wilson Wu	Temperature :	21.5~23.5°C
		Relative Humidity :	46.5~49.5%

<CDD Mode>

2.4GHz 2400~2483.5MHz

WIFI 802.11b (Band Edge @ 3m)

WIFI Ant. 1	Note	Frequency (MHz)	Level (dBμV/m)	Over Limit (dB)	Limit Line (dBμV/m)	Read Level (dBμV)	Antenna Factor (dB/m)	Path Loss (dB)	Preamp Factor (dB)	Ant Pos (cm)	Table Pos (deg)	Peak Avg. (P/A)	Pol. (H/V)
802.11b CH 01 2412MHz		2388.96	53.24	-20.76	74	41.26	27.64	13.92	29.58	146	113	P	H
		2388.855	43.1	-10.9	54	31.12	27.64	13.92	29.58	146	113	A	H
	*	2412	108.57	-	-	96.63	27.58	13.94	29.58	146	113	P	H
	*	2412	105.58	-	-	93.64	27.58	13.94	29.58	146	113	A	H
													H
													H
		2389.485	53.46	-20.54	74	41.48	27.64	13.92	29.58	303	181	P	V
		2388.96	43.81	-10.19	54	31.83	27.64	13.92	29.58	303	181	A	V
	*	2412	111.03	-	-	99.09	27.58	13.94	29.58	303	181	P	V
	*	2412	108	-	-	96.06	27.58	13.94	29.58	303	181	A	V
													V
													V
802.11b CH 06 2437MHz		2374.96	53.2	-20.8	74	41.18	27.7	13.91	29.59	143	113	P	H
		2330.02	41.62	-12.38	54	29.5	27.84	13.87	29.59	143	113	A	H
	*	2437	109.66	-	-	97.75	27.53	13.96	29.58	143	113	P	H
	*	2437	106.62	-	-	94.71	27.53	13.96	29.58	143	113	A	H
		2484.25	53.73	-20.27	74	41.8	27.5	14	29.57	143	113	P	H
		2483.9	41.98	-12.02	54	30.05	27.5	14	29.57	143	113	A	H
		2326.38	52.92	-21.08	74	40.79	27.85	13.87	29.59	295	178	P	V
		2389.94	41.69	-12.31	54	29.71	27.64	13.92	29.58	295	178	A	V
	*	2437	111.9	-	-	99.99	27.53	13.96	29.58	295	178	P	V
	*	2437	108.94	-	-	97.03	27.53	13.96	29.58	295	178	A	V
		2485.3	57.39	-16.61	74	45.46	27.5	14	29.57	295	178	P	V
		2483.9	42.27	-11.73	54	30.34	27.5	14	29.57	295	178	A	V

802.11b CH 11 2462MHz	*	2462	109.33	-	-	97.42	27.5	13.98	29.57	143	114	P	H
	*	2462	106.12	-	-	94.21	27.5	13.98	29.57	143	114	A	H
		2483.96	57.73	-16.27	74	45.8	27.5	14	29.57	143	114	P	H
		2488.6	42.92	-11.08	54	30.98	27.5	14.01	29.57	143	114	A	H
													H
													H
	*	2462	111.56	-	-	99.65	27.5	13.98	29.57	288	178	P	V
	*	2462	108.37	-	-	96.46	27.5	13.98	29.57	288	178	A	V
		2484.64	59.76	-14.24	74	47.83	27.5	14	29.57	288	178	P	V
		2486.92	44.16	-9.84	54	32.23	27.5	14	29.57	288	178	A	V
													V
													V
Remark	1. No other spurious found. 2. All results are PASS against Peak and Average limit line.												

2.4GHz 2400~2483.5MHz

WIFI 802.11b (Harmonic @ 3m)

WIFI Ant. 1	Note	Frequency (MHz)	Level (dBμV/m)	Over Limit (dB)	Limit Line (dBμV/m)	Read Level (dBμV)	Antenna Factor (dB/m)	Path Loss (dB)	Preamp Factor (dB)	Ant Pos (cm)	Table Pos (deg)	Peak Avg. (P/A)	Pol. (H/V)
802.11b CH 01 2412MHz		4824	43.59	-30.41	74	63.55	31.15	6.44	57.55	100	0	P	H
													H
													H
													H
		4824	41.72	-32.28	74	61.68	31.15	6.44	57.55	100	0	P	V
													V
													V
													V
802.11b CH 06 2437MHz		4874	51.07	-22.93	74	70.74	31.2	6.58	57.45	100	63	P	H
		4874	49.07	-4.93	54	68.74	31.2	6.58	57.45	100	63	A	H
		7311	43.18	-30.82	74	55.42	36.78	8.25	57.27	100	0	P	H
													H
		4874	46.4	-27.6	74	66.07	31.2	6.58	57.45	100	0	P	V
		7311	42.82	-31.18	74	55.06	36.78	8.25	57.27	100	0	P	V
													V
													V
802.11b CH 11 2462MHz		4924	46.36	-27.64	74	65.74	31.25	6.72	57.35	100	0	P	H
		7386	44.28	-29.72	74	56.85	36.63	8.16	57.36	100	0	P	H
													H
													H
		4924	42.59	-31.41	74	61.97	31.25	6.72	57.35	100	0	P	V
		7386	42.91	-31.09	74	55.48	36.63	8.16	57.36	100	0	P	V
													V
													V
Remark	1. No other spurious found. 2. All results are PASS against Peak and Average limit line.												

2.4GHz 2400~2483.5MHz

WIFI 802.11g (Band Edge @ 3m)

WIFI Ant. 1	Note	Frequency (MHz)	Level (dBμV/m)	Over Limit (dB)	Limit Line (dBμV/m)	Read Level (dBμV)	Antenna Factor (dB/m)	Path Loss (dB)	Preamp Factor (dB)	Ant Pos (cm)	Table Pos (deg)	Peak Avg. (P/A)	Pol. (H/V)
802.11g CH 01 2412MHz		2390	57.25	-16.75	74	45.27	27.64	13.92	29.58	146	113	P	H
		2390	48.42	-5.58	54	36.44	27.64	13.92	29.58	146	113	A	H
	*	2412	108.41	-	-	96.47	27.58	13.94	29.58	146	113	P	H
	*	2412	100.58	-	-	88.64	27.58	13.94	29.58	146	113	A	H
													H
													H
		2390	58.36	-15.64	74	46.38	27.64	13.92	29.58	299	183	P	V
		2390	49.45	-4.55	54	37.47	27.64	13.92	29.58	299	183	A	V
	*	2412	110.37	-	-	98.43	27.58	13.94	29.58	299	183	P	V
	*	2412	102.75	-	-	90.81	27.58	13.94	29.58	299	183	A	V
													V
													V
802.11g CH 06 2437MHz		2322.18	53.5	-20.5	74	41.36	27.86	13.87	29.59	143	114	P	H
		2388.54	42.84	-11.16	54	30.85	27.65	13.92	29.58	143	114	A	H
	*	2437	109.09	-	-	97.18	27.53	13.96	29.58	143	114	P	H
	*	2437	101.06	-	-	89.15	27.53	13.96	29.58	143	114	A	H
		2483.83	60.21	-13.79	74	48.28	27.5	14	29.57	143	114	P	H
		2483.76	44.89	-9.11	54	32.96	27.5	14	29.57	143	114	A	H
		2364.46	52.75	-21.25	74	40.7	27.74	13.9	29.59	297	182	P	V
		2389.24	42.89	-11.11	54	30.91	27.64	13.92	29.58	297	182	A	V
	*	2437	111.02	-	-	99.11	27.53	13.96	29.58	297	182	P	V
	*	2437	102.87	-	-	90.96	27.53	13.96	29.58	297	182	A	V
		2484.25	62.24	-11.76	74	50.31	27.5	14	29.57	297	182	P	V
		2483.55	45.91	-8.09	54	33.98	27.5	14	29.57	297	182	A	V

802.11g CH 11 2462MHz	*	2462	107.84	-	-	95.93	27.5	13.98	29.57	120	114	P	H
	*	2462	100.1	-	-	88.19	27.5	13.98	29.57	120	114	A	H
		2484.6	61.01	-12.99	74	49.08	27.5	14	29.57	120	114	P	H
		2483.52	49.72	-4.28	54	37.79	27.5	14	29.57	120	114	A	H
													H
													H
	*	2462	109.93	-	-	98.02	27.5	13.98	29.57	291	185	P	V
	*	2462	102.03	-	-	90.12	27.5	13.98	29.57	291	185	A	V
		2486.2	61.08	-12.92	74	49.15	27.5	14	29.57	291	185	P	V
		2483.52	50.45	-3.55	54	38.52	27.5	14	29.57	291	185	A	V
													V
													V
Remark	1. No other spurious found. 2. All results are PASS against Peak and Average limit line.												

2.4GHz 2400~2483.5MHz

WIFI 802.11g (Harmonic @ 3m)

WIFI Ant. 1	Note	Frequency (MHz)	Level (dBμV/m)	Over Limit (dB)	Limit Line (dBμV/m)	Read Level (dBμV)	Antenna Factor (dB/m)	Path Loss (dB)	Preamp Factor (dB)	Ant Pos (cm)	Table Pos (deg)	Peak Avg. (P/A)	Pol. (H/V)
802.11g CH 01 2412MHz		4824	43	-31	74	62.96	31.15	6.44	57.55	100	0	P	H
													H
													H
													H
		4824	40.81	-33.19	74	60.77	31.15	6.44	57.55	100	0	P	V
													V
													V
													V
802.11g CH 06 2437MHz		4874	44.83	-29.17	74	64.5	31.2	6.58	57.45	100	0	P	H
		7311	43.01	-30.99	74	55.25	36.78	8.25	57.27	100	0	P	H
													H
													H
		4874	40.52	-33.48	74	60.19	31.2	6.58	57.45	100	0	P	V
		7311	43.65	-30.35	74	55.89	36.78	8.25	57.27	100	0	P	V
													V
													V
802.11g CH 11 2462MHz		4924	40.52	-33.48	74	59.9	31.25	6.72	57.35	100	0	P	H
		7386	43.4	-30.6	74	55.97	36.63	8.16	57.36	100	0	P	H
													H
													H
		4924	37.68	-36.32	74	57.06	31.25	6.72	57.35	100	0	P	V
		7386	43.24	-30.76	74	55.81	36.63	8.16	57.36	100	0	P	V
													V
													V
Remark	1. No other spurious found. 2. All results are PASS against Peak and Average limit line.												

2.4GHz 2400~2483.5MHz

WIFI 802.11n HT20 (Band Edge @ 3m)

WIFI Ant. 1	Note	Frequency (MHz)	Level (dBμV/m)	Over Limit (dB)	Limit Line (dBμV/m)	Read Level (dBμV)	Antenna Factor (dB/m)	Path Loss (dB)	Preamp Factor (dB)	Ant Pos (cm)	Table Pos (deg)	Peak Avg. (P/A)	Pol. (H/V)
802.11n HT20 CH 01 2412MHz		2390	57.62	-16.38	74	45.64	27.64	13.92	29.58	300	265	P	H
		2390	48.59	-5.41	54	36.61	27.64	13.92	29.58	300	265	A	H
	*	2412	108.86	-	-	96.92	27.58	13.94	29.58	300	265	P	H
	*	2412	100.83	-	-	88.89	27.58	13.94	29.58	300	265	A	H
													H
													H
		2390	54.62	-19.38	74	42.64	27.64	13.92	29.58	300	177	P	V
		2390	46.03	-7.97	54	34.05	27.64	13.92	29.58	300	177	A	V
	*	2412	108.03	-	-	96.09	27.58	13.94	29.58	300	177	P	V
	*	2412	100.07	-	-	88.13	27.58	13.94	29.58	300	177	A	V
													V
													V
802.11n HT20 CH 06 2437MHz		2389.66	55.87	-18.13	74	43.89	27.64	13.92	29.58	254	266	P	H
		2389.38	43.13	-10.87	54	31.15	27.64	13.92	29.58	254	266	A	H
	*	2437	107.85	-	-	95.94	27.53	13.96	29.58	254	266	P	H
	*	2437	100.12	-	-	88.21	27.53	13.96	29.58	254	266	A	H
		2486.07	58.72	-15.28	74	46.79	27.5	14	29.57	254	266	P	H
		2484.18	44.2	-9.8	54	32.27	27.5	14	29.57	254	266	A	H
		2388.26	53.4	-20.6	74	41.41	27.65	13.92	29.58	295	178	P	V
		2389.8	42.92	-11.08	54	30.94	27.64	13.92	29.58	295	178	A	V
	*	2437	109.46	-	-	97.55	27.53	13.96	29.58	295	178	P	V
	*	2437	101.36	-	-	89.45	27.53	13.96	29.58	295	178	A	V
		2484.11	61.06	-12.94	74	49.13	27.5	14	29.57	295	178	P	V
		2484.25	45.75	-8.25	54	33.82	27.5	14	29.57	295	178	A	V

	*	2462	107.28	-	-	95.37	27.5	13.98	29.57	110	245	P	H
	*	2462	98.98	-	-	87.07	27.5	13.98	29.57	110	245	A	H
		2484.64	59.44	-14.56	74	47.51	27.5	14	29.57	110	245	P	H
		2483.68	48.39	-5.61	54	36.46	27.5	14	29.57	110	245	A	H
802.11n													H
HT20													H
CH 11	*	2462	107.41	-	-	95.5	27.5	13.98	29.57	286	176	P	V
2462MHz	*	2462	99.94	-	-	88.03	27.5	13.98	29.57	286	176	A	V
		2483.64	60.08	-13.92	74	48.15	27.5	14	29.57	286	176	P	V
		2483.52	48.4	-5.6	54	36.47	27.5	14	29.57	286	176	A	V
													V
													V
Remark	1. No other spurious found. 2. All results are PASS against Peak and Average limit line.												

2.4GHz 2400~2483.5MHz

WIFI 802.11n HT20 (Harmonic @ 3m)

WIFI Ant. 1	Note	Frequency (MHz)	Level (dBμV/m)	Over Limit (dB)	Limit Line (dBμV/m)	Read Level (dBμV)	Antenna Factor (dB/m)	Path Loss (dB)	Preamp Factor (dB)	Ant Pos (cm)	Table Pos (deg)	Peak Avg. (P/A)	Pol. (H/V)
802.11n HT20 CH 01 2412MHz		4824	38.4	-35.6	74	58.36	31.15	6.44	57.55	100	0	P	H
													H
													H
													H
		4824	37.08	-36.92	74	57.04	31.15	6.44	57.55	100	0	P	V
													V
													V
													V
802.11n HT20 CH 06 2437MHz		4874	42.79	-31.21	74	62.46	31.2	6.58	57.45	100	0	P	H
		7311	42.79	-31.21	74	55.03	36.78	8.25	57.27	100	0	P	H
													H
													H
		4874	38.89	-35.11	74	58.56	31.2	6.58	57.45	100	0	P	V
		7311	43.58	-30.42	74	55.82	36.78	8.25	57.27	100	0	P	V
													V
													V
802.11n HT20 CH 11 2462MHz		4924	37.85	-36.15	74	57.23	31.25	6.72	57.35	100	0	P	H
		7386	43.5	-30.5	74	56.07	36.63	8.16	57.36	100	0	P	H
													H
													H
		4924	37.71	-36.29	74	57.09	31.25	6.72	57.35	100	0	P	V
		7386	43.8	-30.2	74	56.37	36.63	8.16	57.36	100	0	P	V
													V
													V
Remark	1. No other spurious found. 2. All results are PASS against Peak and Average limit line.												

2.4GHz 2400~2483.5MHz

WIFI 802.11n HT40 (Band Edge @ 3m)

WIFI Ant. 1	Note	Frequency (MHz)	Level (dBμV/m)	Over Limit (dB)	Limit Line (dBμV/m)	Read Level (dBμV)	Antenna Factor (dB/m)	Path Loss (dB)	Preamp Factor (dB)	Ant Pos (cm)	Table Pos (deg)	Peak Avg. (P/A)	Pol. (H/V)
802.11n HT40 CH 03 2422MHz		2389.94	59.5	-14.5	74	47.52	27.64	13.92	29.58	331	267	P	H
		2389.52	51.94	-2.06	54	39.96	27.64	13.92	29.58	331	267	A	H
	*	2422	105.48	-	-	93.55	27.56	13.95	29.58	331	267	P	H
	*	2422	97.36	-	-	85.43	27.56	13.95	29.58	331	267	A	H
		2486.07	55.79	-18.21	74	43.86	27.5	14	29.57	331	267	P	H
		2483.76	44.19	-9.81	54	32.26	27.5	14	29.57	331	267	A	H
		2389.94	59.36	-14.64	74	47.38	27.64	13.92	29.58	301	175	P	V
		2389.66	50.57	-3.43	54	38.59	27.64	13.92	29.58	301	175	A	V
	*	2422	104.13	-	-	92.2	27.56	13.95	29.58	301	175	P	V
	*	2422	96.62	-	-	84.69	27.56	13.95	29.58	301	175	A	V
		2485.44	59.12	-14.88	74	47.19	27.5	14	29.57	301	175	P	V
		2484.32	45.28	-8.72	54	33.35	27.5	14	29.57	301	175	A	V
802.11n HT40 CH 06 2437MHz		2326.8	53.11	-20.89	74	40.98	27.85	3.94	29.59	106	302	P	9
		2330.3	43.73	-10.27	54	31.61	27.84	3.94	29.59	106	302	A	9
	*	2437	102.15	-	-	90.24	27.53	4.03	29.58	106	302	P	9
	*	2437	94.53	-	-	82.62	27.53	4.03	29.58	106	302	A	9
		2485.3	63.06	-10.94	74	51.13	27.5	4.07	29.57	106	302	P	9
		2483.62	51.96	-2.04	54	40.03	27.5	4.07	29.57	106	302	A	9
		2314.9	53.21	-20.79	74	41.07	27.87	3.93	29.59	294	169	P	9
		2389.66	44.68	-9.32	54	32.7	27.64	3.99	29.58	294	169	A	9
	*	2437	104.72	-	-	92.81	27.53	4.03	29.58	294	169	P	9
	*	2437	96.65	-	-	84.74	27.53	4.03	29.58	294	169	A	9
		2484.32	62.39	-11.61	74	50.46	27.5	4.07	29.57	294	169	P	9
		2484.04	52.06	-1.94	54	40.13	27.5	4.07	29.57	294	169	A	9

802.11n HT40 CH 09 2452MHz		2379.02	52.91	-21.09	74	40.9	27.68	13.91	29.58	327	262	P	H
		2333.94	43.44	-10.56	54	31.32	27.83	13.88	29.59	327	262	A	H
	*	2452	102	-	-	90.11	27.5	13.97	29.58	327	262	P	H
	*	2452	94.73	-	-	82.84	27.5	13.97	29.58	327	262	A	H
		2483.97	56.93	-17.07	74	45	27.5	14	29.57	327	262	P	H
		2484.39	47.68	-6.32	54	35.75	27.5	14	29.57	327	262	A	H
		2319.94	52.73	-21.27	74	40.59	27.86	13.87	29.59	282	172	P	V
		2350.88	43.48	-10.52	54	31.38	27.8	13.89	29.59	282	172	A	V
	*	2452	103.19	-	-	91.3	27.5	13.97	29.58	282	172	P	V
	*	2452	95.18	-	-	83.29	27.5	13.97	29.58	282	172	A	V
		2486.14	59.15	-14.85	74	47.22	27.5	14	29.57	282	172	P	V
		2483.62	50.27	-3.73	54	38.34	27.5	14	29.57	282	172	A	V
Remark	1. No other spurious found. 2. All results are PASS against Peak and Average limit line.												

2.4GHz 2400~2483.5MHz

WIFI 802.11n HT40 (Harmonic @ 3m)

WIFI Ant. 1	Note	Frequency (MHz)	Level (dBμV/m)	Over Limit (dB)	Limit Line (dBμV/m)	Read Level (dBμV)	Antenna Factor (dB/m)	Path Loss (dB)	Preamp Factor (dB)	Ant Pos (cm)	Table Pos (deg)	Peak Avg. (P/A)	Pol. (H/V)
802.11n HT40 CH 03 2422MHz		4844	37.01	-36.99	74	56.84	31.19	6.49	57.51	100	0	P	H
		7266	43.81	-30.19	74	56.07	36.66	8.3	57.22	100	0	P	H
													H
													H
		4844	36.94	-37.06	74	56.77	31.19	6.49	57.51	100	0	P	V
		7266	43.33	-30.67	74	55.59	36.66	8.3	57.22	100	0	P	V
													V
													V
802.11n HT40 CH 06 2437MHz		4874	38.34	-35.66	74	58.01	31.2	6.08	57.45	100	0	P	0
		7311	43.59	-30.41	74	55.83	36.78	7.79	57.27	100	0	P	0
													H
													H
		4874	37.94	-36.06	74	57.61	31.2	6.08	57.45	100	0	P	0
		7311	43.37	-30.63	74	55.61	36.78	7.79	57.27	100	0	P	0
													V
													V
802.11n HT40 CH 09 2452MHz		4904	36.72	-37.28	74	56.24	31.21	6.66	57.39	100	0	P	H
		7356	43.08	-30.92	74	55.52	36.69	8.2	57.33	100	0	P	H
													H
													H
		4904	37.06	-36.94	74	56.58	31.21	6.66	57.39	100	0	P	V
		7356	43.47	-30.53	74	55.91	36.69	8.2	57.33	100	0	P	V
													V
													V
Remark	1. No other spurious found. 2. All results are PASS against Peak and Average limit line.												

Emission below 1GHz

2.4GHz WIFI 802.11n HT40 (LF)

WIFI Ant. 1	Note	Frequency (MHz)	Level (dBμV/m)	Over Limit (dB)	Limit Line (dBμV/m)	Read Level (dBμV)	Antenna Factor (dB/m)	Path Loss (dB)	Preamp Factor (dB)	Ant Pos (cm)	Table Pos (deg)	Peak Avg. (P/A)	Pol. (H/V)
2.4GHz 802.11n HT40 LF		67.83	32.37	-7.63	40	51.91	12.07	0.65	32.26	-	-	P	H
		122.15	36.61	-6.89	43.5	50.65	17.19	0.96	32.19	100	0	P	H
		136.7	35.91	-7.59	43.5	49.88	17.2	1.01	32.18	-	-	P	H
		212.36	34	-9.5	43.5	50.21	14.66	1.27	32.14	-	-	P	H
		721.61	31.78	-14.22	46	34.64	26.9	2.29	32.05	-	-	P	H
		956.35	33.58	-12.42	46	31.2	30.63	2.68	30.93	-	-	P	H
													H
													H
													H
													H
													H
													H
		36.79	33.06	-6.94	40	43.73	21.13	0.49	32.29	-	-	P	V
		66.86	33.4	-6.6	40	53.15	11.86	0.65	32.26	100	0	P	V
		122.15	28.63	-14.87	43.5	42.67	17.19	0.96	32.19	-	-	P	V
		165.8	29.84	-13.66	43.5	45.28	15.62	1.1	32.16	-	-	P	V
		224	28.1	-17.9	46	43.71	15.24	1.29	32.14	-	-	P	V
		952.47	34.54	-11.46	46	32.29	30.55	2.66	30.96	-	-	P	V
													V
													V
													V
													V
													V
													V
Remark	1. No other spurious found. 2. All results are PASS against limit line.												

2.4GHz 2400~2483.5MHz

WIFI 802.11b (Band Edge @ 3m)

WIFI Ant. 2	Note	Frequency (MHz)	Level (dBμV/m)	Over Limit (dB)	Limit Line (dBμV/m)	Read Level (dBμV)	Antenna Factor (dB/m)	Path Loss (dB)	Preamp Factor (dB)	Ant Pos (cm)	Table Pos (deg)	Peak Avg. (P/A)	Pol. (H/V)
802.11b CH 01 2412MHz		2388.96	55.64	-18.36	74	43.66	27.64	13.92	29.58	146	31	P	H
		2388.855	45.76	-8.24	54	33.78	27.64	13.92	29.58	146	31	A	H
	*	2412	110.66	-	-	98.72	27.58	13.94	29.58	146	31	P	H
	*	2412	107.41	-	-	95.47	27.58	13.94	29.58	146	31	A	H
													H
													H
		2389.065	55	-19	74	43.02	27.64	13.92	29.58	289	184	P	V
		2388.855	46.94	-7.06	54	34.96	27.64	13.92	29.58	289	184	A	V
	*	2412	110.95	-	-	99.01	27.58	13.94	29.58	289	184	P	V
	*	2412	107.72	-	-	95.78	27.58	13.94	29.58	289	184	A	V
													V
													V
802.11b CH 06 2437MHz		2389.52	54.03	-19.97	74	42.05	27.64	13.92	29.58	137	30	P	H
		2389.94	42.27	-11.73	54	30.29	27.64	13.92	29.58	137	30	A	H
	*	2437	109.86	-	-	97.95	27.53	13.96	29.58	137	30	P	H
	*	2437	106.73	-	-	94.82	27.53	13.96	29.58	137	30	A	H
		2500	52.63	-21.37	74	40.68	27.5	14.02	29.57	137	30	P	H
		2483.5	41.87	-12.13	54	29.94	27.5	14	29.57	137	30	A	H
		2389.66	53.58	-20.42	74	41.6	27.64	13.92	29.58	278	181	P	V
		2389.94	42.43	-11.57	54	30.45	27.64	13.92	29.58	278	181	A	V
	*	2437	111.73	-	-	99.82	27.53	13.96	29.58	278	181	P	V
	*	2437	108.55	-	-	96.64	27.53	13.96	29.58	278	181	A	V
		2484.6	55.06	-18.94	74	43.13	27.5	14	29.57	278	181	P	V
		2483.5	42.61	-11.39	54	30.68	27.5	14	29.57	278	181	A	V

802.11b CH 11 2462MHz	*	2462	107.21	-	-	95.3	27.5	13.98	29.57	169	29	P	H
	*	2462	104.06	-	-	92.15	27.5	13.98	29.57	169	29	A	H
		2486.12	54.09	-19.91	74	42.16	27.5	14	29.57	169	29	P	H
		2484.76	45.33	-8.67	54	33.4	27.5	14	29.57	169	29	A	H
													H
													H
	*	2462	108.62	-	-	96.71	27.5	13.98	29.57	270	180	P	V
	*	2462	105.46	-	-	93.55	27.5	13.98	29.57	270	180	A	V
		2484.04	55.81	-18.19	74	43.88	27.5	14	29.57	270	180	P	V
		2484.68	48.32	-5.68	54	36.39	27.5	14	29.57	270	180	A	V
													V
													V
Remark	1. No other spurious found. 2. All results are PASS against Peak and Average limit line.												

2.4GHz 2400~2483.5MHz

WIFI 802.11b (Harmonic @ 3m)

WIFI Ant. 2	Note	Frequency (MHz)	Level (dBμV/m)	Over Limit (dB)	Limit Line (dBμV/m)	Read Level (dBμV)	Antenna Factor (dB/m)	Path Loss (dB)	Preamp Factor (dB)	Ant Pos (cm)	Table Pos (deg)	Peak Avg. (P/A)	Pol. (H/V)
802.11b CH 01 2412MHz		4824	48.11	-25.89	74	68.07	31.15	6.44	57.55	100	0	P	H
													H
													H
													H
		4824	41.36	-32.64	74	61.32	31.15	6.44	57.55	100	0	P	V
													V
													V
													V
802.11b CH 06 2437MHz		4874	52.57	-21.43	74	72.24	31.2	6.58	57.45	100	97	P	H
		4874	50.17	-3.83	54	69.84	31.2	6.58	57.45	100	97	A	H
		7311	44.69	-29.31	74	56.93	36.78	8.25	57.27	100	0	P	H
													H
		4874	48.26	-25.74	74	67.93	31.2	6.58	57.45	100	0	P	V
		7311	44.48	-29.52	74	56.72	36.78	8.25	57.27	100	0	P	V
													V
													V
802.11b CH 11 2462MHz		4924	53.17	-20.83	74	72.55	31.25	6.72	57.35	100	98	P	H
		4924	50.94	-3.06	54	70.32	31.25	6.72	57.35	100	98	A	H
		7386	45	-29	74	57.57	36.63	8.16	57.36	100	0	P	H
													H
		4924	47.21	-26.79	74	66.59	31.25	6.72	57.35	100	0	P	V
		7386	44.17	-29.83	74	56.74	36.63	8.16	57.36	100	0	P	V
													V
													V
Remark	1. No other spurious found. 2. All results are PASS against Peak and Average limit line.												

2.4GHz 2400~2483.5MHz

WIFI 802.11g (Band Edge @ 3m)

WIFI Ant. 2	Note	Frequency (MHz)	Level (dBμV/m)	Over Limit (dB)	Limit Line (dBμV/m)	Read Level (dBμV)	Antenna Factor (dB/m)	Path Loss (dB)	Preamp Factor (dB)	Ant Pos (cm)	Table Pos (deg)	Peak Avg. (P/A)	Pol. (H/V)
802.11g CH 01 2412MHz		2389.905	59.5	-14.5	74	47.52	27.64	13.92	29.58	307	333	P	H
		2390	50.23	-3.77	54	38.25	27.64	13.92	29.58	307	333	A	H
	*	2412	109.47	-	-	97.53	27.58	13.94	29.58	307	333	P	H
	*	2412	101.92	-	-	89.98	27.58	13.94	29.58	307	333	A	H
													H
													H
		2389.905	60.12	-13.88	74	48.14	27.64	13.92	29.58	301	184	P	V
		2389.905	51.37	-2.63	54	39.39	27.64	13.92	29.58	301	184	A	V
	*	2412	109.65	-	-	97.71	27.58	13.94	29.58	301	184	P	V
	*	2412	102.08	-	-	90.14	27.58	13.94	29.58	301	184	A	V
													V
													V
802.11g CH 06 2437MHz		2389.94	57.94	-16.06	74	45.96	27.64	13.92	29.58	299	335	P	H
		2389.8	44.12	-9.88	54	32.14	27.64	13.92	29.58	299	335	A	H
	*	2437	110.79	-	-	98.88	27.53	13.96	29.58	299	335	P	H
	*	2437	103.12	-	-	91.21	27.53	13.96	29.58	299	335	A	H
		2484.39	57.13	-16.87	74	45.2	27.5	14	29.57	299	335	P	H
		2483.5	43.07	-10.93	54	31.14	27.5	14	29.57	299	335	A	H
		2389.24	58.49	-15.51	74	46.51	27.64	13.92	29.58	302	183	P	V
		2389.94	45.16	-8.84	54	33.18	27.64	13.92	29.58	302	183	A	V
	*	2437	110.7	-	-	98.79	27.53	13.96	29.58	302	183	P	V
	*	2437	103.1	-	-	91.19	27.53	13.96	29.58	302	183	A	V
		2484.67	57.93	-16.07	74	46	27.5	14	29.57	302	183	P	V
		2483.76	43.7	-10.3	54	31.77	27.5	14	29.57	302	183	A	V

802.11g CH 11 2462MHz	*	2462	108.67	-	-	96.76	27.5	13.98	29.57	196	333	P	H
	*	2462	101.02	-	-	89.11	27.5	13.98	29.57	196	333	A	H
		2483.68	61.26	-12.74	74	49.33	27.5	14	29.57	196	333	P	H
		2483.64	50.93	-3.07	54	39	27.5	14	29.57	196	333	A	H
													H
													H
	*	2462	108.61	-	-	96.7	27.5	13.98	29.57	257	179	P	V
	*	2462	101	-	-	89.09	27.5	13.98	29.57	257	179	A	V
		2484.36	61.7	-12.3	74	49.77	27.5	14	29.57	257	179	P	V
		2483.56	50.65	-3.35	54	38.72	27.5	14	29.57	257	179	A	V
													V
													V
Remark	1. No other spurious found. 2. All results are PASS against Peak and Average limit line.												

2.4GHz 2400~2483.5MHz

WIFI 802.11g (Harmonic @ 3m)

WIFI Ant. 2	Note	Frequency (MHz)	Level (dBμV/m)	Over Limit (dB)	Limit Line (dBμV/m)	Read Level (dBμV)	Antenna Factor (dB/m)	Path Loss (dB)	Preamp Factor (dB)	Ant Pos (cm)	Table Pos (deg)	Peak Avg. (P/A)	Pol. (H/V)
802.11g CH 01 2412MHz		4824	38.93	-35.07	74	58.89	31.15	6.44	57.55	100	0	P	H
													H
													H
													H
		4824	37.04	-36.96	74	57	31.15	6.44	57.55	100	0	P	V
													V
													V
													V
802.11g CH 06 2437MHz		4874	42.32	-31.68	74	61.99	31.2	6.58	57.45	100	0	P	H
		7311	43.38	-30.62	74	55.62	36.78	8.25	57.27	100	0	P	H
													H
													H
		4874	38.91	-35.09	74	58.58	31.2	6.58	57.45	100	0	P	V
		7311	43.07	-30.93	74	55.31	36.78	8.25	57.27	100	0	P	V
													V
													V
802.11g CH 11 2462MHz		4924	41.29	-32.71	74	60.67	31.25	6.72	57.35	100	0	P	H
		7386	43.25	-30.75	74	55.82	36.63	8.16	57.36	100	0	P	H
													H
													H
		4924	38.13	-35.87	74	57.51	31.25	6.72	57.35	100	0	P	V
		7386	43.77	-30.23	74	56.34	36.63	8.16	57.36	100	0	P	V
													V
													V
Remark	1. No other spurious found. 2. All results are PASS against Peak and Average limit line.												

2.4GHz 2400~2483.5MHz

WIFI 802.11n HT20 (Band Edge @ 3m)

WIFI Ant. 2	Note	Frequency (MHz)	Level (dBμV/m)	Over Limit (dB)	Limit Line (dBμV/m)	Read Level (dBμV)	Antenna Factor (dB/m)	Path Loss (dB)	Preamp Factor (dB)	Ant Pos (cm)	Table Pos (deg)	Peak Avg. (P/A)	Pol. (H/V)
802.11n HT20 CH 01 2412MHz		2389.38	60.71	-13.29	74	48.73	27.64	13.92	29.58	145	31	P	H
		2390	49.62	-4.38	54	37.64	27.64	13.92	29.58	145	31	A	H
	*	2412	109.64	-	-	97.7	27.58	13.94	29.58	145	31	P	H
	*	2412	101.64	-	-	89.7	27.58	13.94	29.58	145	31	A	H
													H
													H
		2390	61.22	-12.78	74	49.24	27.64	13.92	29.58	287	182	P	V
		2390	50.26	-3.74	54	38.28	27.64	13.92	29.58	287	182	A	V
	*	2412	109.32	-	-	97.38	27.58	13.94	29.58	287	182	P	V
	*	2412	101.87	-	-	89.93	27.58	13.94	29.58	287	182	A	V
													V
													V
802.11n HT20 CH 06 2437MHz		2387.84	55.64	-18.36	74	43.65	27.65	13.92	29.58	140	30	P	H
		2389.94	44.8	-9.2	54	32.82	27.64	13.92	29.58	140	30	A	H
	*	2437	109.04	-	-	97.13	27.53	13.96	29.58	140	30	P	H
	*	2437	100.89	-	-	88.98	27.53	13.96	29.58	140	30	A	H
		2483.5	54.56	-19.44	74	42.63	27.5	14	29.57	140	30	P	H
		2483.5	43.14	-10.86	54	31.21	27.5	14	29.57	140	30	A	H
		2389.66	57.47	-16.53	74	45.49	27.64	13.92	29.58	282	181	P	V
		2389.94	45.47	-8.53	54	33.49	27.64	13.92	29.58	282	181	A	V
	*	2437	111.61	-	-	99.7	27.53	13.96	29.58	282	181	P	V
	*	2437	102.97	-	-	91.06	27.53	13.96	29.58	282	181	A	V
		2483.76	57.14	-16.86	74	45.21	27.5	14	29.57	282	181	P	V
		2483.62	43.73	-10.27	54	31.8	27.5	14	29.57	282	181	A	V

	*	2462	104.43	-	-	92.52	27.5	13.98	29.57	169	28	P	H
	*	2462	96.84	-	-	84.93	27.5	13.98	29.57	169	28	A	H
		2485.6	56.13	-17.87	74	44.2	27.5	14	29.57	169	28	P	H
		2483.56	46.29	-7.71	54	34.36	27.5	14	29.57	169	28	A	H
802.11n													H
HT20													H
CH 11	*	2462	106.54	-	-	94.63	27.5	13.98	29.57	273	181	P	V
2462MHz	*	2462	98.56	-	-	86.65	27.5	13.98	29.57	273	181	A	V
		2483.72	59.24	-14.76	74	47.31	27.5	14	29.57	273	181	P	V
		2483.84	47.89	-6.11	54	35.96	27.5	14	29.57	273	181	A	V
													V
													V
Remark	1. No other spurious found. 2. All results are PASS against Peak and Average limit line.												

2.4GHz 2400~2483.5MHz

WIFI 802.11n HT20 (Harmonic @ 3m)

WIFI Ant. 2	Note	Frequency (MHz)	Level (dBμV/m)	Over Limit (dB)	Limit Line (dBμV/m)	Read Level (dBμV)	Antenna Factor (dB/m)	Path Loss (dB)	Preamp Factor (dB)	Ant Pos (cm)	Table Pos (deg)	Peak Avg. (P/A)	Pol. (H/V)
802.11n HT20 CH 01 2412MHz		4824	37.85	-36.15	74	57.81	31.15	6.44	57.55	100	0	P	H
													H
													H
													H
		4824	37.24	-36.76	74	57.2	31.15	6.44	57.55	100	0	P	V
													V
													V
													V
802.11n HT20 CH 06 2437MHz		4874	42.55	-31.45	74	62.22	31.2	6.58	57.45	100	0	P	H
		7311	43.78	-30.22	74	56.02	36.78	8.25	57.27	100	0	P	H
													H
													H
		4874	40.41	-33.59	74	60.08	31.2	6.58	57.45	100	0	P	V
		7311	43.47	-30.53	74	55.71	36.78	8.25	57.27	100	0	P	V
													V
													V
802.11n HT20 CH 11 2462MHz		4924	41.12	-32.88	74	60.5	31.25	6.72	57.35	100	0	P	H
		7386	43.7	-30.3	74	56.27	36.63	8.16	57.36	100	0	P	H
													H
													H
		4924	38.09	-35.91	74	57.47	31.25	6.72	57.35	100	0	P	V
		7386	42.75	-31.25	74	55.32	36.63	8.16	57.36	100	0	P	V
													V
													V
Remark	1. No other spurious found. 2. All results are PASS against Peak and Average limit line.												

2.4GHz 2400~2483.5MHz

WIFI 802.11n HT40 (Band Edge @ 3m)

WIFI Ant. 2	Note	Frequency (MHz)	Level (dBμV/m)	Over Limit (dB)	Limit Line (dBμV/m)	Read Level (dBμV)	Antenna Factor (dB/m)	Path Loss (dB)	Preamp Factor (dB)	Ant Pos (cm)	Table Pos (deg)	Peak Avg. (P/A)	Pol. (H/V)
802.11n HT40 CH 03 2422MHz		2389.94	60.96	-13.04	74	48.98	27.64	3.99	29.58	123	335	P	9
		2389.94	52.86	-1.14	54	40.88	27.64	3.99	29.58	123	335	A	9
	*	2422	102.4	-	-	90.47	27.56	4.02	29.58	123	335	P	9
	*	2422	94.4	-	-	82.47	27.56	4.02	29.58	123	335	A	9
		2483.76	53.72	-20.28	74	41.79	27.5	4.07	29.57	123	335	P	9
		2485.09	43.67	-10.33	54	31.74	27.5	4.07	29.57	123	335	A	9
		2389.94	60.43	-13.57	74	48.45	27.64	3.99	29.58	301	187	P	9
		2389.94	50.53	-3.47	54	38.55	27.64	3.99	29.58	301	187	A	9
	*	2422	102.35	-	-	90.42	27.56	4.02	29.58	301	187	P	9
	*	2422	94.46	-	-	82.53	27.56	4.02	29.58	301	187	A	9
		2484.25	57.28	-16.72	74	45.35	27.5	4.07	29.57	301	187	P	9
		2483.83	44.51	-9.49	54	32.58	27.5	4.07	29.57	301	187	A	9
802.11n HT40 CH 06 2437MHz		2389.8	57.11	-16.89	74	45.13	27.64	13.92	29.58	176	29	P	H
		2389.94	48.97	-5.03	54	36.99	27.64	13.92	29.58	176	29	A	H
	*	2437	103.87	-	-	91.96	27.53	13.96	29.58	176	29	P	H
	*	2437	96.23	-	-	84.32	27.53	13.96	29.58	176	29	A	H
		2483.55	55.65	-18.35	74	43.72	27.5	14	29.57	176	29	P	H
		2483.62	45.6	-8.4	54	33.67	27.5	14	29.57	176	29	A	H
		2389.66	59.17	-14.83	74	47.19	27.64	13.92	29.58	279	179	P	V
		2389.94	49.73	-4.27	54	37.75	27.64	13.92	29.58	279	179	A	V
	*	2437	105.77	-	-	93.86	27.53	13.96	29.58	279	179	P	V
	*	2437	97.91	-	-	86	27.53	13.96	29.58	279	179	A	V
		2484.67	59.51	-14.49	74	47.58	27.5	14	29.57	279	179	P	V
		2483.83	48.77	-5.23	54	36.84	27.5	14	29.57	279	179	A	V

802.11n HT40 CH 09 2452MHz		2389.1	54.18	-19.82	74	42.2	27.64	13.92	29.58	171	30	P	H
		2389.8	43.93	-10.07	54	31.95	27.64	13.92	29.58	171	30	A	H
	*	2452	102.12	-	-	90.23	27.5	13.97	29.58	171	30	P	H
	*	2452	94.33	-	-	82.44	27.5	13.97	29.58	171	30	A	H
		2483.76	55.51	-18.49	74	43.58	27.5	14	29.57	171	30	P	H
		2483.62	46.62	-7.38	54	34.69	27.5	14	29.57	171	30	A	H
		2387.84	55.57	-18.43	74	43.58	27.65	13.92	29.58	277	181	P	V
		2389.52	44.3	-9.7	54	32.32	27.64	13.92	29.58	277	181	A	V
	*	2452	103.64	-	-	91.75	27.5	13.97	29.58	277	181	P	V
	*	2452	95.82	-	-	83.93	27.5	13.97	29.58	277	181	A	V
		2484.18	58.75	-15.25	74	46.82	27.5	14	29.57	277	181	P	V
		2484.25	48.58	-5.42	54	36.65	27.5	14	29.57	277	181	A	V
Remark	1. No other spurious found. 2. All results are PASS against Peak and Average limit line.												

2.4GHz 2400~2483.5MHz

WIFI 802.11n HT40 (Harmonic @ 3m)

WIFI Ant. 2	Note	Frequency (MHz)	Level (dBμV/m)	Over Limit (dB)	Limit Line (dBμV/m)	Read Level (dBμV)	Antenna Factor (dB/m)	Path Loss (dB)	Preamp Factor (dB)	Ant Pos (cm)	Table Pos (deg)	Peak Avg. (P/A)	Pol. (H/V)
802.11n HT40 CH 03 2422MHz		4844	37.14	-36.86	74	56.97	31.19	5.99	57.51	100	0	P	0
		7266	44.6	-29.4	74	56.86	36.66	7.8	57.22	100	0	P	0
													H
													H
		4844	38.28	-35.72	74	58.11	31.19	5.99	57.51	100	0	P	0
		7266	44.48	-29.52	74	56.74	36.66	7.8	57.22	100	0	P	0
													V
													V
802.11n HT40 CH 06 2437MHz		4874	38.37	-35.63	74	58.04	31.2	6.58	57.45	100	0	P	H
		7311	43.22	-30.78	74	55.46	36.78	8.25	57.27	100	0	P	H
													H
													H
		4874	37.86	-36.14	74	57.53	31.2	6.58	57.45	100	0	P	V
		7311	43.8	-30.2	74	56.04	36.78	8.25	57.27	100	0	P	V
													V
													V
802.11n HT40 CH 09 2452MHz		4904	37.7	-36.3	74	57.22	31.21	6.66	57.39	100	0	P	H
		7356	43.4	-30.6	74	55.84	36.69	8.2	57.33	100	0	P	H
													H
													H
		4904	37.74	-36.26	74	57.26	31.21	6.66	57.39	100	0	P	V
		7356	43.31	-30.69	74	55.75	36.69	8.2	57.33	100	0	P	V
													V
													V
Remark	1. No other spurious found. 2. All results are PASS against Peak and Average limit line.												

Emission below 1GHz

2.4GHz WIFI 802.11n HT40 (LF)

WIFI Ant. 2	Note	Frequency (MHz)	Level (dBμV/m)	Over Limit (dB)	Limit Line (dBμV/m)	Read Level (dBμV)	Antenna Factor (dB/m)	Path Loss (dB)	Preamp Factor (dB)	Ant Pos (cm)	Table Pos (deg)	Peak Avg. (P/A)	Pol. (H/V)
2.4GHz 802.11n HT40 LF		67.83	31.35	-8.65	40	50.89	12.07	0.65	32.26	-	-	P	H
		123.12	36.97	-6.53	43.5	51.09	17.11	0.96	32.19	100	0	P	H
		135.73	35.85	-7.65	43.5	49.79	17.23	1.01	32.18	-	-	P	H
		212.36	36.09	-7.41	43.5	52.3	14.66	1.27	32.14	-	-	P	H
		872.93	32.11	-13.89	46	32.34	28.7	2.61	31.54	-	-	P	H
		956.35	33.47	-12.53	46	31.09	30.63	2.68	30.93	-	-	P	H
													H
													H
													H
													H
													H
													H
		38.73	33.45	-6.55	40	45.03	20.21	0.5	32.29	-	-	P	V
		67.83	33.81	-6.19	40	53.35	12.07	0.65	32.26	100	0	P	V
		122.15	28.84	-14.66	43.5	42.88	17.19	0.96	32.19	-	-	P	V
		166.77	30.69	-12.81	43.5	46.22	15.52	1.11	32.16	-	-	P	V
		222.06	28.99	-17.01	46	44.73	15.12	1.28	32.14	-	-	P	V
		954.41	33.35	-12.65	46	31.04	30.59	2.67	30.95	-	-	P	V
													V
													V
													V
													V
													V
													V
Remark	1. No other spurious found. 2. All results are PASS against limit line.												

2.4GHz 2400~2483.5MHz

WIFI 802.11b (Band Edge @ 3m)

WIFI Ant. 1+2	Note	Frequency (MHz)	Level (dBμV/m)	Over Limit (dB)	Limit Line (dBμV/m)	Read Level (dBμV)	Antenna Factor (dB/m)	Path Loss (dB)	Preamp Factor (dB)	Ant Pos (cm)	Table Pos (deg)	Peak Avg. (P/A)	Pol. (H/V)
802.11b CH 01 2412MHz		2363.34	53.32	-20.68	74	41.26	27.75	13.9	29.59	115	109	P	H
		2388.645	42.32	-11.68	54	30.33	27.65	13.92	29.58	115	109	A	H
	*	2412	111.42	-	-	99.48	27.58	13.94	29.58	115	109	P	H
	*	2412	108.5	-	-	96.56	27.58	13.94	29.58	115	109	A	H
													H
													H
		2388.96	54.22	-19.78	74	42.24	27.64	13.92	29.58	280	179	P	V
		2388.75	44.25	-9.75	54	32.26	27.65	13.92	29.58	280	179	A	V
	*	2412	109.01	-	-	97.07	27.58	13.94	29.58	280	179	P	V
	*	2412	106.33	-	-	94.39	27.58	13.94	29.58	280	179	A	V
													V
													V
802.11b CH 06 2437MHz		2384.2	53.37	-20.63	74	41.37	27.66	3.99	29.58	174	334	P	H
		2389.94	42.03	-11.97	54	30.05	27.64	3.99	29.58	174	334	A	H
	*	2437	111.87	-	-	99.96	27.53	4.03	29.58	174	334	P	H
	*	2437	108.75	-	-	96.84	27.53	4.03	29.58	174	334	A	H
		2484.11	54.23	-19.77	74	42.3	27.5	4.07	29.57	174	334	P	H
		2484.25	42.03	-11.97	54	30.1	27.5	4.07	29.57	174	334	A	H
		2338.7	53.12	-20.88	74	41.01	27.82	3.95	29.59	387	133	P	V
		2320.92	41.85	-12.15	54	29.71	27.86	3.94	29.59	387	133	A	V
	*	2437	108.44	-	-	96.53	27.53	4.03	29.58	387	133	P	V
	*	2437	105.32	-	-	93.41	27.53	4.03	29.58	387	133	A	V
		2494.54	52.67	-21.33	74	40.73	27.5	4.08	29.57	387	133	P	V
		2484.18	42.03	-11.97	54	30.1	27.5	4.07	29.57	387	133	A	V

802.11b CH 11 2462MHz	*	2462	110.72	-	-	98.81	27.5	13.98	29.57	111	159	P	H
	*	2462	107.63	-	-	95.72	27.5	13.98	29.57	111	159	A	H
		2484.88	56.05	-17.95	74	44.12	27.5	14	29.57	111	159	P	H
		2484.68	47.46	-6.54	54	35.53	27.5	14	29.57	111	159	A	H
													H
													H
	*	2462	115.03	-	-	103.12	27.5	13.98	29.57	270	178	P	V
	*	2462	111.99	-	-	100.08	27.5	13.98	29.57	270	178	A	V
		2483.52	58.81	-15.19	74	46.88	27.5	14	29.57	270	178	P	V
		2484.68	50.43	-3.57	54	38.5	27.5	14	29.57	270	178	A	V
													V
													V
Remark	1. No other spurious found. 2. All results are PASS against Peak and Average limit line.												

2.4GHz 2400~2483.5MHz

WIFI 802.11b (Harmonic @ 3m)

WIFI Ant. 1+2	Note	Frequency (MHz)	Level (dBμV/m)	Over Limit (dB)	Limit Line (dBμV/m)	Read Level (dBμV)	Antenna Factor (dB/m)	Path Loss (dB)	Preamp Factor (dB)	Ant Pos (cm)	Table Pos (deg)	Peak Avg. (P/A)	Pol. (H/V)
802.11b CH 01 2412MHz		4824	48.82	-25.18	74	68.78	31.15	6.44	57.55	100	0	P	H
													H
													H
													H
		4824	42.13	-31.87	74	62.09	31.15	6.44	57.55	100	0	P	V
													V
													V
													V
802.11b CH 06 2437MHz		4874	51.42	-22.58	74	71.09	31.2	6.08	57.45	110	248	P	H
		4874	49.78	-4.22	54	69.45	31.2	6.08	57.45	110	248	A	H
		7311	43.47	-30.53	74	55.71	36.78	7.79	57.27	100	0	P	H
													H
		4874	47.98	-26.02	74	67.65	31.2	6.08	57.45	100	0	P	V
		7311	43.78	-30.22	74	56.02	36.78	7.79	57.27	100	0	P	V
													V
													V
802.11b CH 11 2462MHz		4924	52.48	-21.52	74	71.86	31.25	6.72	57.35	100	97	P	H
		4924	49.94	-4.06	54	69.32	31.25	6.72	57.35	100	97	A	H
		7386	43.63	-30.37	74	56.2	36.63	8.16	57.36	100	0	P	H
													H
		4924	45.97	-28.03	74	65.35	31.25	6.72	57.35	100	0	P	V
		7386	45.66	-28.34	74	58.23	36.63	8.16	57.36	100	0	P	V
													V
													V
Remark	1. No other spurious found. 2. All results are PASS against Peak and Average limit line.												

2.4GHz 2400~2483.5MHz

WIFI 802.11g (Band Edge @ 3m)

WIFI Ant. 1+2	Note	Frequency (MHz)	Level (dBμV/m)	Over Limit (dB)	Limit Line (dBμV/m)	Read Level (dBμV)	Antenna Factor (dB/m)	Path Loss (dB)	Preamp Factor (dB)	Ant Pos (cm)	Table Pos (deg)	Peak Avg. (P/A)	Pol. (H/V)
802.11g CH 01 2412MHz		2389.695	63.83	-10.17	74	51.85	27.64	3.99	29.58	100	303	P	H
		2390	52.21	-1.79	54	40.23	27.64	3.99	29.58	100	303	A	H
	*	2412	109.9	-	-	97.96	27.58	4.01	29.58	100	303	P	H
	*	2412	101.66	-	-	89.72	27.58	4.01	29.58	100	303	A	H
													H
													H
		2390	63.76	-10.24	74	51.78	27.64	3.99	29.58	304	176	P	V
		2390	51.64	-2.36	54	39.66	27.64	3.99	29.58	304	176	A	V
	*	2412	112.48	-	-	100.54	27.58	4.01	29.58	304	176	P	V
	*	2412	104.1	-	-	92.16	27.58	4.01	29.58	304	176	A	V
													V
													V
802.11g CH 06 2437MHz		2389.8	57.48	-16.52	74	45.5	27.64	13.92	29.58	166	337	P	H
		2389.8	45.39	-8.61	54	33.41	27.64	13.92	29.58	166	337	A	H
	*	2437	111.77	-	-	99.86	27.53	13.96	29.58	166	337	P	H
	*	2437	104.65	-	-	92.74	27.53	13.96	29.58	166	337	A	H
		2483.5	58.14	-15.86	74	46.21	27.5	14	29.57	166	337	P	H
		2483.5	46.73	-7.27	54	34.8	27.5	14	29.57	166	337	A	H
		2389.94	63.92	-10.08	74	51.94	27.64	13.92	29.58	278	178	P	V
		2389.8	48.41	-5.59	54	36.43	27.64	13.92	29.58	278	178	A	V
	*	2437	114.8	-	-	102.89	27.53	13.96	29.58	278	178	P	V
	*	2437	107.9	-	-	95.99	27.53	13.96	29.58	278	178	A	V
		2484.6	66.11	-7.89	74	54.18	27.5	14	29.57	278	178	P	V
		2484.46	48.34	-5.66	54	36.41	27.5	14	29.57	278	178	A	V

802.11g CH 11 2462MHz	*	2462	110.27	-	-	98.36	27.5	4.05	29.57	100	300	P	H
	*	2462	101.69	-	-	89.78	27.5	4.05	29.57	100	300	A	H
		2484.44	58.96	-15.04	74	47.03	27.5	4.07	29.57	100	300	P	H
		2484.4	47.96	-6.04	54	36.03	27.5	4.07	29.57	100	300	A	H
													H
													H
	*	2462	112.5	-	-	100.59	27.5	4.05	29.57	294	172	P	V
	*	2462	104.26	-	-	92.35	27.5	4.05	29.57	294	172	A	V
		2483.6	63.79	-10.21	74	51.86	27.5	4.07	29.57	294	172	P	V
		2483.56	52.41	-1.59	54	40.48	27.5	4.07	29.57	294	172	A	V
													V
													V
Remark	1. No other spurious found. 2. All results are PASS against Peak and Average limit line.												

2.4GHz 2400~2483.5MHz

WIFI 802.11g (Harmonic @ 3m)

WIFI Ant. 1+2	Note	Frequency (MHz)	Level (dBμV/m)	Over Limit (dB)	Limit Line (dBμV/m)	Read Level (dBμV)	Antenna Factor (dB/m)	Path Loss (dB)	Preamp Factor (dB)	Ant Pos (cm)	Table Pos (deg)	Peak Avg. (P/A)	Pol. (H/V)
802.11g CH 01 2412MHz		4824	42.89	-31.11	74	62.85	31.15	5.93	57.55	100	0	P	H
													H
													H
													H
		4824	37.94	-36.06	74	57.9	31.15	5.93	57.55	100	0	P	V
													V
													V
													V
802.11g CH 06 2437MHz		4874	44.86	-29.14	74	64.53	31.2	6.58	57.45	100	0	P	H
		7311	43.53	-30.47	74	55.77	36.78	8.25	57.27	100	0	P	H
													H
													H
		4874	41.84	-32.16	74	61.51	31.2	6.58	57.45	100	0	P	V
		7311	44.69	-29.31	74	56.93	36.78	8.25	57.27	100	0	P	V
													V
													V
802.11g CH 11 2462MHz		4924	44.41	-29.59	74	63.79	31.25	6.23	57.35	100	0	P	H
		7386	43.85	-30.15	74	56.42	36.63	7.76	57.36	100	0	P	H
													H
													H
		4924	40.83	-33.17	74	60.21	31.25	6.23	57.35	100	0	P	V
		7386	44.58	-29.42	74	57.15	36.63	7.76	57.36	100	0	P	V
													V
													V
Remark	1. No other spurious found. 2. All results are PASS against Peak and Average limit line.												

2.4GHz 2400~2483.5MHz

WIFI 802.11n HT20 (Band Edge @ 3m)

WIFI Ant. 1+2	Note	Frequency (MHz)	Level (dBμV/m)	Over Limit (dB)	Limit Line (dBμV/m)	Read Level (dBμV)	Antenna Factor (dB/m)	Path Loss (dB)	Preamp Factor (dB)	Ant Pos (cm)	Table Pos (deg)	Peak Avg. (P/A)	Pol. (H/V)
802.11n HT20 CH 01 2412MHz		2389.695	58	-16	74	46.02	27.64	13.92	29.58	115	109	P	H
		2389.905	45.91	-8.09	54	33.93	27.64	13.92	29.58	115	109	A	H
	*	2412	110.15	-	-	98.21	27.58	13.94	29.58	115	109	P	H
	*	2412	102.48	-	-	90.54	27.58	13.94	29.58	115	109	A	H
													H
													H
		2389.905	57.74	-16.26	74	45.76	27.64	13.92	29.58	272	181	P	V
		2389.905	48.49	-5.51	54	36.51	27.64	13.92	29.58	272	181	A	V
	*	2412	111.57	-	-	99.63	27.58	13.94	29.58	272	181	P	V
	*	2412	104.37	-	-	92.43	27.58	13.94	29.58	272	181	A	V
													V
													V
802.11n HT20 CH 06 2437MHz		2389.1	59.37	-14.63	74	47.39	27.64	13.92	29.58	120	157	P	H
		2389.94	46.62	-7.38	54	34.64	27.64	13.92	29.58	120	157	A	H
	*	2437	112.24	-	-	100.33	27.53	13.96	29.58	120	157	P	H
	*	2437	104.59	-	-	92.68	27.53	13.96	29.58	120	157	A	H
		2484.67	61.15	-12.85	74	49.22	27.5	14	29.57	120	157	P	H
		2483.55	45.57	-8.43	54	33.64	27.5	14	29.57	120	157	A	H
		2389.94	63.15	-10.85	74	51.17	27.64	13.92	29.58	275	179	P	V
		2389.94	49.13	-4.87	54	37.15	27.64	13.92	29.58	275	179	A	V
	*	2437	116.87	-	-	104.96	27.53	13.96	29.58	275	179	P	V
	*	2437	108.51	-	-	96.6	27.53	13.96	29.58	275	179	A	V
		2483.97	65.2	-8.8	74	53.27	27.5	14	29.57	275	179	P	V
		2483.97	48.58	-5.42	54	36.65	27.5	14	29.57	275	179	A	V

802.11n HT20 CH 11 2462MHz	*	2462	108.65	-	-	96.74	27.5	4.05	29.57	109	206	P	H
	*	2462	100.23	-	-	88.32	27.5	4.05	29.57	109	206	A	H
		2486.08	59.57	-14.43	74	47.64	27.5	4.07	29.57	109	206	P	H
		2483.52	48.73	-5.27	54	36.8	27.5	4.07	29.57	109	206	A	H
													H
													H
	*	2462	112.19	-	-	100.28	27.5	4.05	29.57	295	175	P	V
	*	2462	104.14	-	-	92.23	27.5	4.05	29.57	295	175	A	V
		2483.72	63.7	-10.3	74	51.77	27.5	4.07	29.57	295	175	P	V
		2483.56	52.69	-1.31	54	40.76	27.5	4.07	29.57	295	175	A	V
													V
													V
Remark	1. No other spurious found. 2. All results are PASS against Peak and Average limit line.												

2.4GHz 2400~2483.5MHz

WIFI 802.11n HT20 (Harmonic @ 3m)

WIFI Ant. 1+2	Note	Frequency (MHz)	Level (dBμV/m)	Over Limit (dB)	Limit Line (dBμV/m)	Read Level (dBμV)	Antenna Factor (dB/m)	Path Loss (dB)	Preamp Factor (dB)	Ant Pos (cm)	Table Pos (deg)	Peak Avg. (P/A)	Pol. (H/V)
802.11n HT20 CH 01 2412MHz		4824	38.74	-35.26	74	58.7	31.15	6.44	57.55	100	0	P	H
													H
													H
													H
		4824	39.33	-34.67	74	59.29	31.15	6.44	57.55	100	0	P	V
													V
													V
													V
802.11n HT20 CH 06 2437MHz		4874	47.66	-26.34	74	67.33	31.2	6.58	57.45	100	0	P	H
		7311	44.23	-29.77	74	56.47	36.78	8.25	57.27	100	0	P	H
													H
													H
		4874	41.5	-32.5	74	61.17	31.2	6.58	57.45	100	0	P	V
		7311	43.6	-30.4	74	55.84	36.78	8.25	57.27	100	0	P	V
													V
													V
802.11n HT20 CH 11 2462MHz		4924	41.7	-32.3	74	61.08	31.25	6.23	57.35	100	0	P	H
		7386	43.44	-30.56	74	56.01	36.63	7.76	57.36	100	0	P	H
													H
													H
		4924	39.32	-34.68	74	58.7	31.25	6.23	57.35	100	0	P	V
		7386	43.55	-30.45	74	56.12	36.63	7.76	57.36	100	0	P	V
													V
													V
Remark	1. No other spurious found. 2. All results are PASS against Peak and Average limit line.												

2.4GHz 2400~2483.5MHz

WIFI 802.11n HT40 (Band Edge @ 3m)

WIFI Ant. 1+2	Note	Frequency (MHz)	Level (dBμV/m)	Over Limit (dB)	Limit Line (dBμV/m)	Read Level (dBμV)	Antenna Factor (dB/m)	Path Loss (dB)	Preamp Factor (dB)	Ant Pos (cm)	Table Pos (deg)	Peak Avg. (P/A)	Pol. (H/V)
802.11n HT40 CH 03 2422MHz		2389.66	60.16	-13.84	74	48.18	27.64	13.92	29.58	172	339	P	H
		2389.52	52.35	-1.65	54	40.37	27.64	13.92	29.58	172	339	A	H
	*	2422	106.65	-	-	94.72	27.56	13.95	29.58	172	339	P	H
	*	2422	98.06	-	-	86.13	27.56	13.95	29.58	172	339	A	H
		2485.58	52.95	-21.05	74	41.02	27.5	14	29.57	172	339	P	H
		2486.63	43.62	-10.38	54	31.69	27.5	14	29.57	172	339	A	H
		2389.66	60.94	-13.06	74	48.96	27.64	13.92	29.58	305	178	P	V
		2389.94	52.25	-1.75	54	40.27	27.64	13.92	29.58	305	178	A	V
	*	2422	107.09	-	-	95.16	27.56	13.95	29.58	305	178	P	V
	*	2422	99.73	-	-	87.8	27.56	13.95	29.58	305	178	P	V
		2484.81	52.74	-21.26	74	40.81	27.5	14	29.57	305	178	P	V
		2484.32	44.26	-9.74	54	32.33	27.5	14	29.57	305	178	A	V
802.11n HT40 CH 06 2437MHz		2389.24	56.07	-17.93	74	44.09	27.64	3.99	29.58	113	327	P	H
		2388.4	46.02	-7.98	54	34.03	27.65	3.99	29.58	113	327	A	H
	*	2437	106.95	-	-	95.04	27.53	4.03	29.58	113	327	P	H
	*	2437	98.82	-	-	86.91	27.53	4.03	29.58	113	327	A	H
		2483.5	60.8	-13.2	74	48.87	27.5	4.07	29.57	113	327	P	H
		2483.5	49.6	-4.4	54	37.67	27.5	4.07	29.57	113	327	A	H
		2389.94	56.3	-17.7	74	44.32	27.64	3.99	29.58	301	177	P	V
		2389.94	46.7	-7.3	54	34.72	27.64	3.99	29.58	301	177	A	V
	*	2437	107.74	-	-	95.83	27.53	4.03	29.58	301	177	P	V
	*	2437	100.13	-	-	88.22	27.53	4.03	29.58	301	177	P	V
		2484.25	61.72	-12.28	74	49.79	27.5	4.07	29.57	301	177	P	V
		2484.25	51.8	-2.2	54	39.87	27.5	4.07	29.57	301	177	A	V

802.11n HT40 CH 09 2452MHz		2351.16	53.11	-20.89	74	41.01	27.8	3.96	29.59	149	207	P	H
		2350.18	43.77	-10.23	54	31.67	27.8	3.96	29.59	149	207	A	H
	*	2452	104.49	-	-	92.6	27.5	4.04	29.58	149	207	P	H
	*	2452	96.57	-	-	84.68	27.5	4.04	29.58	149	207	A	H
		2485.37	60.33	-13.67	74	48.4	27.5	4.07	29.57	149	207	P	H
		2483.5	49.35	-4.65	54	37.42	27.5	4.07	29.57	149	207	A	H
		2389.38	53.91	-20.09	74	41.93	27.64	3.99	29.58	293	174	P	V
		2389.94	43.94	-10.06	54	31.96	27.64	3.99	29.58	293	174	A	V
	*	2452	108.48	-	-	96.59	27.5	4.04	29.58	293	174	P	V
	*	2452	100.4	-	-	88.51	27.5	4.04	29.58	293	174	A	V
		2484.32	62.97	-11.03	74	51.04	27.5	4.07	29.57	293	174	P	V
		2483.97	52.54	-1.46	54	40.61	27.5	4.07	29.57	293	174	A	V
Remark	1. No other spurious found. 2. All results are PASS against Peak and Average limit line.												

2.4GHz 2400~2483.5MHz

WIFI 802.11n HT40 (Harmonic @ 3m)

WIFI Ant. 1+2	Note	Frequency (MHz)	Level (dBμV/m)	Over Limit (dB)	Limit Line (dBμV/m)	Read Level (dBμV)	Antenna Factor (dB/m)	Path Loss (dB)	Preamp Factor (dB)	Ant Pos (cm)	Table Pos (deg)	Peak Avg. (P/A)	Pol. (H/V)
802.11n HT40 CH 03 2422MHz		4844	40.01	-33.99	74	59.84	31.19	5.99	57.51	100	0	P	H
		7266	43.83	-30.17	74	56.09	36.66	7.8	57.22	100	0	P	H
													H
													H
		4844	37.76	-36.24	74	57.59	31.19	5.99	57.51	100	0	P	V
		7266	44.16	-29.84	74	56.42	36.66	7.8	57.22	100	0	P	V
													V
													V
802.11n HT40 CH 06 2437MHz		4874	39.41	-34.59	74	59.08	31.2	6.08	57.45	100	0	P	H
		7311	44.79	-29.21	74	57.03	36.78	7.79	57.27	100	0	P	H
													H
													H
		4874	38.35	-35.65	74	58.02	31.2	6.08	57.45	100	0	P	V
		7311	43.22	-30.78	74	55.46	36.78	7.79	57.27	100	0	P	V
													V
													V
802.11n HT40 CH 09 2452MHz		4904	38.27	-35.73	74	57.79	31.21	6.17	57.39	100	0	P	H
		7356	44.48	-29.52	74	56.92	36.69	7.77	57.33	100	0	P	H
													H
													H
		4904	37.1	-36.9	74	56.62	31.21	6.17	57.39	100	0	P	V
		7356	43.39	-30.61	74	55.83	36.69	7.77	57.33	100	0	P	V
													V
													V
Remark	1. No other spurious found. 2. All results are PASS against Peak and Average limit line.												

2.4GHz 2400~2483.5MHz

Emission below 1GHz

2.4GHz WIFI 802.11n HT20 (LF)

WIFI Ant.	Note	Frequency	Level	Over Limit	Limit Line	Read Level	Antenna Factor	Path Loss	Preamp Factor	Ant Pos	Table Pos	Peak Avg.	Pol.
1+2		(MHz)	(dBμV/m)	(dB)	(dBμV/m)	(dBμV)	(dB/m)	(dB)	(dB)	(cm)	(deg)	(P/A)	(H/V)
2.4GHz 802.11n HT20 LF		67.83	31.52	-8.48	40	51.06	12.07	0.65	32.26	-	-	P	H
		124.09	36.8	-6.7	43.5	50.83	17.2	0.96	32.19	100	0	P	H
		137.67	35.84	-7.66	43.5	49.81	17.2	1.01	32.18	-	-	P	H
		213.33	35.89	-7.61	43.5	52.17	14.6	1.26	32.14	-	-	P	H
		885.54	31.94	-14.06	46	32.2	28.6	2.62	31.48	-	-	P	H
		959.26	33.64	-12.36	46	31.18	30.69	2.68	30.91	-	-	P	H
													H
													H
													H
													H
													H
													H
		38.73	33.55	-6.45	40	45.13	20.21	0.5	32.29	100	0	P	V
		68.8	34	-6.55	40	53.67	11.94	0.65	32.26	-	-	P	V
		123.12	28.95	-14.55	43.5	43.07	17.11	0.96	32.19	-	-	P	V
		163.86	30.33	-13.17	43.5	45.59	15.81	1.1	32.17	-	-	P	V
		887.48	32.72	-13.28	46	32.97	28.6	2.62	31.47	-	-	P	V
		955.38	33.77	-12.23	46	31.43	30.61	2.67	30.94	-	-	P	V
													V
													V
													V
													V
													V
													V
Remark	1. No other spurious found. 2. All results are PASS against limit line.												

<TXBF Mode>

2.4GHz 2400~2483.5MHz

WIFI 802.11ac VHT20 (Band Edge @ 3m)

WIFI Ant.	Note	Frequency	Level	Over Limit	Limit Line	Read Level	Antenna Factor	Path Loss	Preamp Factor	Ant Pos	Table Pos	Peak Avg.	Pol.
1+2		(MHz)	(dBµV/m)	(dB)	(dBµV/m)	(dBµV)	(dB/m)	(dB)	(dB)	(cm)	(deg)	(P/A)	(H/V)
802.11ac VHT20 CH 01 2412MHz		2390	60.33	-13.67	74	48.35	27.64	13.92	29.58	143	336	P	H
		2390	47.11	-6.89	54	35.13	27.64	13.92	29.58	143	336	A	H
	*	2412	109.61	-	-	97.67	27.58	13.94	29.58	143	336	P	H
	*	2412	101.27	-	-	89.33	27.58	13.94	29.58	143	336	A	H
													H
													H
		2390	62.93	-11.07	74	50.95	27.64	13.92	29.58	303	186	P	V
		2390	48.02	-5.98	54	36.04	27.64	13.92	29.58	303	186	A	V
	*	2412	113.76	-	-	101.82	27.58	13.94	29.58	303	186	P	V
	*	2412	103.93	-	-	91.99	27.58	13.94	29.58	303	186	A	V
													V
													V
802.11ac VHT20 CH 06 2437MHz		2389.66	58.63	-15.37	74	46.65	27.64	13.92	29.58	121	177	P	H
		2389.94	43.7	-10.3	54	31.72	27.64	13.92	29.58	121	177	A	H
	*	2437	111.08	-	-	99.17	27.53	13.96	29.58	121	177	P	H
	*	2437	101.93	-	-	90.02	27.53	13.96	29.58	121	177	A	H
		2484.53	62.88	-11.12	74	50.95	27.5	14	29.57	121	177	P	H
		2483.83	44.18	-9.82	54	32.25	27.5	14	29.57	121	177	A	H
		2389.8	56.33	-17.67	74	44.35	27.64	13.92	29.58	306	184	P	V
		2389.94	44.29	-9.71	54	32.31	27.64	13.92	29.58	306	184	A	V
	*	2437	112.83	-	-	100.92	27.53	13.96	29.58	306	184	P	V
	*	2437	104.13	-	-	92.22	27.53	13.96	29.58	306	184	A	V
		2485.02	55.43	-18.57	74	43.5	27.5	14	29.57	306	184	P	V
		2483.5	43.68	-10.32	54	31.75	27.5	14	29.57	306	184	A	V

	*	2462	111.43	-	-	99.52	27.5	13.98	29.57	139	178	P	H
	*	2462	108.13	-	-	96.22	27.5	13.98	29.57	139	178	A	H
		2485.64	64.33	-9.67	74	52.4	27.5	14	29.57	139	178	P	H
		2484.12	50	-4	54	38.07	27.5	14	29.57	139	178	A	H
802.11ac													H
VHT20													H
CH 11	*	2462	112.4	-	-	100.49	27.5	13.98	29.57	275	193	P	V
2462MHz	*	2462	103.62	-	-	91.71	27.5	13.98	29.57	275	193	A	V
		2484.36	66.47	-7.53	74	54.54	27.5	14	29.57	275	193	P	V
		2483.52	51.41	-2.59	54	39.48	27.5	14	29.57	275	193	A	V
													V
													V
Remark	1. No other spurious found. 2. All results are PASS against Peak and Average limit line.												

2.4GHz 2400~2483.5MHz

WIFI 802.11ac VHT20 (Harmonic @ 3m)

WIFI Ant. 1+2	Note	Frequency (MHz)	Level (dBμV/m)	Over Limit (dB)	Limit Line (dBμV/m)	Read Level (dBμV)	Antenna Factor (dB/m)	Path Loss (dB)	Preamp Factor (dB)	Ant Pos (cm)	Table Pos (deg)	Peak Avg. (P/A)	Pol. (H/V)
802.11ac VHT20 CH 01 2412MHz		4824	42.02	-31.98	74	61.98	31.15	6.44	57.55	100	0	P	H
													H
													H
													H
		4824	39.25	-34.75	74	59.21	31.15	6.44	57.55	100	0	P	V
													V
													V
													V
802.11ac VHT20 CH 06 2437MHz		4874	48.83	-25.17	74	68.5	31.2	6.58	57.45	100	0	P	H
		7311	43.33	-30.67	74	55.57	36.78	8.25	57.27	100	0	P	H
													H
													H
		4874	43.62	-30.38	74	63.29	31.2	6.58	57.45	100	0	P	V
		7311	43.28	-30.72	74	55.52	36.78	8.25	57.27	100	0	P	V
													V
													V
802.11ac VHT20 CH 11 2462MHz		4924	49.4	-24.6	74	68.78	31.25	6.72	57.35	100	0	P	H
		7386	43.96	-30.04	74	56.53	36.63	8.16	57.36	100	0	P	H
													H
													H
		4924	44.81	-29.19	74	64.19	31.25	6.72	57.35	100	0	P	V
		7386	43.64	-30.36	74	56.21	36.63	8.16	57.36	100	0	P	V
													V
													V
Remark	1. No other spurious found. 2. All results are PASS against Peak and Average limit line.												

2.4GHz 2400~2483.5MHz

WIFI 802.11ac VHT40 (Band Edge @ 3m)

WIFI Ant. 1+2	Note	Frequency (MHz)	Level (dBμV/m)	Over Limit (dB)	Limit Line (dBμV/m)	Read Level (dBμV)	Antenna Factor (dB/m)	Path Loss (dB)	Preamp Factor (dB)	Ant Pos (cm)	Table Pos (deg)	Peak Avg. (P/A)	Pol. (H/V)
802.11ac VHT40 CH 03 2422MHz		2389.66	59.17	-14.83	74	47.19	27.64	13.92	29.58	120	177	P	H
		2389.94	46.23	-7.77	54	34.25	27.64	13.92	29.58	120	177	A	H
	*	2422	104.6	-	-	92.67	27.56	13.95	29.58	120	177	P	H
	*	2422	94.78	-	-	82.85	27.56	13.95	29.58	120	177	A	H
		2484.11	58.5	-15.5	74	46.57	27.5	14	29.57	120	177	P	H
		2483.5	43.05	-10.95	54	31.12	27.5	14	29.57	120	177	A	H
		2389.94	57.67	-16.33	74	45.69	27.64	13.92	29.58	306	187	P	V
		2389.94	47.35	-6.65	54	35.37	27.64	13.92	29.58	306	187	A	V
	*	2422	106.86	-	-	94.93	27.56	13.95	29.58	306	187	P	V
	*	2422	97.23	-	-	85.3	27.56	13.95	29.58	306	187	A	V
		2485.65	53.92	-20.08	74	41.99	27.5	14	29.57	306	187	P	V
		2484.18	42.83	-11.17	54	30.9	27.5	14	29.57	306	187	A	V
802.11ac VHT40 CH 06 2437MHz		2389.1	57.06	-16.94	74	45.08	27.64	13.92	29.58	116	330	P	H
		2389.8	46.63	-7.37	54	34.65	27.64	13.92	29.58	116	330	A	H
	*	2437	104.63	-	-	92.72	27.53	13.96	29.58	116	330	P	H
	*	2437	96.56	-	-	84.65	27.53	13.96	29.58	116	330	A	H
		2484.88	58.57	-15.43	74	46.64	27.5	14	29.57	116	330	P	H
		2483.55	46.26	-7.74	54	34.33	27.5	14	29.57	116	330	A	H
		2389.8	55.57	-18.43	74	43.59	27.64	13.92	29.58	267	186	P	V
		2389.94	45.36	-8.64	54	33.38	27.64	13.92	29.58	267	186	A	V
	*	2437	106.37	-	-	94.46	27.53	13.96	29.58	267	186	P	V
	*	2437	97.93	-	-	86.02	27.53	13.96	29.58	267	186	A	V
		2485.02	60.27	-13.73	74	48.34	27.5	14	29.57	267	186	P	V
		2483.5	49.28	-4.72	54	37.35	27.5	14	29.57	267	186	A	V

802.11ac VHT40 CH 09 2452MHz		2366	53.11	-20.89	74	41.06	27.74	13.9	29.59	114	326	P	H
		2389.94	42.47	-11.53	54	30.49	27.64	13.92	29.58	114	326	A	H
	*	2452	102.85	-	-	90.96	27.5	13.97	29.58	114	326	P	H
	*	2452	94.84	-	-	82.95	27.5	13.97	29.58	114	326	A	H
		2483.5	60.44	-13.56	74	48.51	27.5	14	29.57	114	326	P	H
		2483.5	49.7	-4.3	54	37.77	27.5	14	29.57	114	326	A	H
		2310.14	53.73	-20.27	74	41.58	27.88	13.86	29.59	264	186	P	V
		2389.94	42.5	-11.5	54	30.52	27.64	13.92	29.58	264	186	A	V
	*	2452	104.64	-	-	92.75	27.5	13.97	29.58	264	186	P	V
	*	2452	96.37	-	-	84.48	27.5	13.97	29.58	264	186	A	V
		2483.97	61.35	-12.65	74	49.42	27.5	14	29.57	264	186	P	V
		2483.55	50.24	-3.76	54	38.31	27.5	14	29.57	264	186	A	V
Remark	1. No other spurious found. 2. All results are PASS against Peak and Average limit line.												

2.4GHz 2400~2483.5MHz

WIFI 802.11ac VHT40 (Harmonic @ 3m)

WIFI Ant. 1+2	Note	Frequency (MHz)	Level (dBμV/m)	Over Limit (dB)	Limit Line (dBμV/m)	Read Level (dBμV)	Antenna Factor (dB/m)	Path Loss (dB)	Preamp Factor (dB)	Ant Pos (cm)	Table Pos (deg)	Peak Avg. (P/A)	Pol. (H/V)
802.11ac VHT40 CH 03 2422MHz		4844	39.96	-34.04	74	59.79	31.19	6.49	57.51	100	0	P	H
		7266	43.37	-30.63	74	55.63	36.66	8.3	57.22	100	0	P	H
													H
													H
		4844	38.98	-35.02	74	58.81	31.19	6.49	57.51	100	0	P	V
		7266	44.11	-29.89	74	56.37	36.66	8.3	57.22	100	0	P	V
													V
													V
802.11ac VHT40 CH 06 2437MHz		4874	41.98	-32.02	74	61.65	31.2	6.58	57.45	100	0	P	H
		7311	43.06	-30.94	74	55.3	36.78	8.25	57.27	100	0	P	H
													H
													H
		4874	39.43	-34.57	74	59.1	31.2	6.58	57.45	100	0	P	V
		7311	43.42	-30.58	74	55.66	36.78	8.25	57.27	100	0	P	V
													V
													V
802.11ac VHT40 CH 09 2452MHz		4904	40.58	-33.42	74	60.1	31.21	6.66	57.39	100	0	P	H
		7356	44.03	-29.97	74	56.47	36.69	8.2	57.33	100	0	P	H
													H
													H
		4904	38.61	-35.39	74	58.13	31.21	6.66	57.39	100	0	P	V
		7356	43.48	-30.52	74	55.92	36.69	8.2	57.33	100	0	P	V
													V
													V
Remark	1. No other spurious found. 2. All results are PASS against Peak and Average limit line.												

Emission below 1GHz

2.4GHz WIFI 802.11ac VHT20 (LF)

WIFI Ant. 1+2	Note	Frequency (MHz)	Level (dBμV/m)	Over Limit (dB)	Limit Line (dBμV/m)	Read Level (dBμV)	Antenna Factor (dB/m)	Path Loss (dB)	Preamp Factor (dB)	Ant Pos (cm)	Table Pos (deg)	Peak Avg. (P/A)	Pol. (H/V)
2.4GHz 802.11ac VHT20 LF		66.86	30.62	-9.38	40	50.37	11.86	0.65	32.26	-	-	P	H
		122.15	35.58	-7.92	43.5	49.62	17.19	0.96	32.19	100	0	P	H
		135.73	34.96	-8.54	43.5	48.9	17.23	1.01	32.18	-	-	P	H
		211.39	35.44	-8.06	43.5	51.59	14.72	1.27	32.14	-	-	P	H
		739.07	34.9	-11.1	46	36.93	27.66	2.32	32.01	-	-	P	H
		957.32	34.11	-11.89	46	31.7	30.65	2.68	30.92	-	-	P	H
													H
													H
													H
													H
													H
													H
		37.76	32.99	-7.01	40	44.16	20.62	0.50	32.29	-	-	P	V
		65.89	33.45	-6.55	40	53.45	11.61	0.65	32.26	100	0	P	V
		123.12	28.71	-14.79	43.5	42.83	17.11	0.96	32.19	-	-	P	V
		165.8	30.53	-12.97	43.5	45.97	15.62	1.10	32.16	-	-	P	V
		223.03	28.04	-17.96	46	43.71	15.18	1.29	32.14	-	-	P	V
		946.65	33.2	-12.8	46	31.25	30.3	2.66	31.01	-	-	P	V
													V
													V
													V
													V
													V
													V
Remark	1. No other spurious found. 2. All results are PASS against limit line.												

Note symbol

*	**Fundamental Frequency** which can be ignored. However, the level of any unwanted emissions shall not exceed the level of the fundamental frequency.
!	Test result is **over limit** line.
P/A	**P**eak or **A**verage
H/V	**H**orizontal or **V**ertical

A calculation example for radiated spurious emission is shown as below:

WIFI	Note	Frequency	Level	Over	Limit	Read	Antenna	Path	Preamp	Ant	Table	Peak	Pol.
Ant.				Limit	Line	Level	Factor	Loss	Factor	Pos	Pos	Avg.	
1+2		(MHz)	(dBμV/m)	(dB)	(dBμV/m)	(dBμV)	(dB/m)	(dB)	(dB)	(cm)	(deg)	(P/A)	(H/V)
802.11b CH 01 2412MHz		2390	55.45	-18.55	74	54.51	32.22	4.58	35.86	103	308	P	H
		2390	43.54	-10.46	54	42.6	32.22	4.58	35.86	103	308	A	H

1. Path Loss(dB) = Cable loss(dB) + Filter loss(dB) + Attenuator loss(dB)
2. Level(dBμV/m) =

Antenna Factor(dB/m) + Path Loss(dB) + Read Level(dBμV) - Preamp Factor(dB)

3. Over Limit(dB) = Level(dBμV/m) – Limit Line(dBμV/m)

For Peak Limit @ 2390MHz:

1. Level(dBμV/m)

= Antenna Factor(dB/m) + Path Loss(dB) + Read Level(dBμV) - Preamp Factor(dB)

= 32.22(dB/m) + 4.58(dB) + 54.51(dBμV) – 35.86 (dB)

= 55.45 (dBμV/m)

2. Over Limit(dB)

= Level(dBμV/m) – Limit Line(dBμV/m)

= 55.45(dBμV/m) – 74(dBμV/m)

= -18.55(dB)

For Average Limit @ 2390MHz:

1. Level(dBμV/m)

= Antenna Factor(dB/m) + Path Loss(dB) + Read Level(dBμV) - Preamp Factor(dB)

= 32.22(dB/m) + 4.58(dB) + 42.6(dBμV) – 35.86 (dB)

= 43.54 (dBμV/m)

2. Over Limit(dB)

= Level(dBμV/m) – Limit Line(dBμV/m)

= 43.54(dBμV/m) – 54(dBμV/m)

= -10.46(dB)

Both peak and average measured complies with the limit line, so test result is “PASS”.

Appendix B. Radiated Spurious Emission Plots

Test Engineer :	Ryan Lin, JC Liang, Wilson Wu	**Temperature :**	21.5~23.5°C
		Relative Humidity :	46.5~49.5%

Note symbol

-L	**Low channel location**
-R	**High channel location**

<CDD Mode>

2.4GHz 2400~2483.5MHz

WIFI 802.11b (Band Edge @ 3m)

WIFI	2.4GHz 2400~2483.5MHz Band Edge @ 3m	
ANT	802.11b CH01 2412MHz	
1	Horizontal	Fundamental
Peak	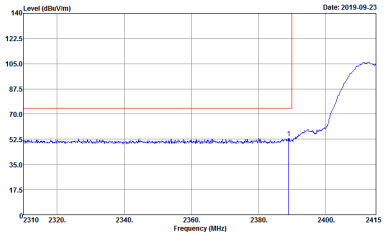 Site : 03CH13-HY Condition : PEAK_BE_74 3m HORN_9120D_1241 HORIZONTAL : RBW:1000.000KHz VBW:3000.000KHz SWT:Auto Detector : Peak Project : 911110-03 Mode : 10 Power : 22	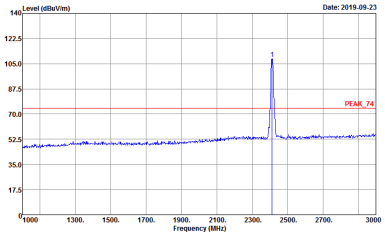 Site : 03CH13-HY Condition : PEAK_74 3m HORN_9120D_1241 HORIZONTAL : RBW:1000.000KHz VBW:3000.000KHz SWT:Auto Detector : Peak Project : 911110-03 Mode : 10 Power : 22
Avg.	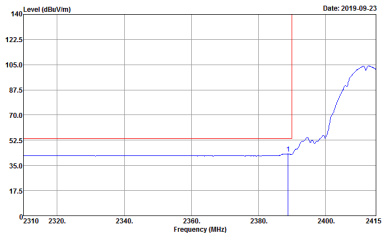 Site : 03CH13-HY Condition : AVG_BE_54 3m HORN_9120D_1241 HORIZONTAL : RBW:1000.000KHz VBW:0.010KHz SWT:Auto Detector : Peak Project : 911110-03 Mode : 10 Power : 22	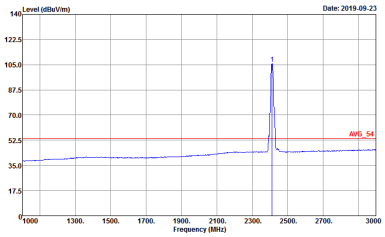 Site : 03CH13-HY Condition : AVG_54 3m HORN_9120D_1241 HORIZONTAL : RBW:1000.000KHz VBW:0.010KHz SWT:Auto Detector : Peak Project : 911110-03 Mode : 10 Power : 22

WIFI	2.4GHz 2400~2483.5MHz Band Edge @ 3m	
ANT	802.11b CH01 2412MHz	
1	Vertical	Fundamental
Peak	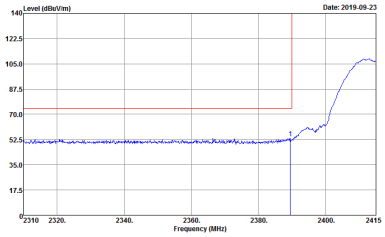 Site : 03CH13-HY Condition : PEAK_BE_74 3m HORN_9120D_1241 VERTICAL : RBW:1000.000KHz VBW:3000.000KHz SWT:Auto Detector : Peak Project : 911110-03 Mode : 10 Power : 22	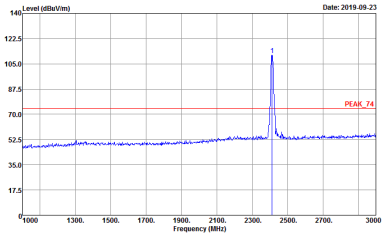 Site : 03CH13-HY Condition : PEAK_74 3m HORN_9120D_1241 VERTICAL : RBW:1000.000KHz VBW:3000.000KHz SWT:Auto Detector : Peak Project : 911110-03 Mode : 10 Power : 22
Avg.	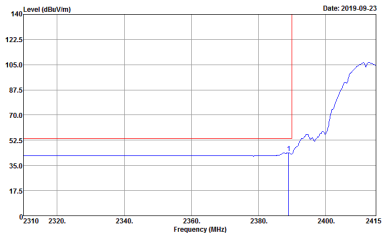 Site : 03CH13-HY Condition : AVG_BE_54 3m HORN_9120D_1241 VERTICAL : RBW:1000.000KHz VBW:0.010KHz SWT:Auto Detector : Peak Project : 911110-03 Mode : 10 Power : 22	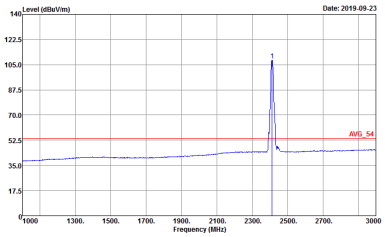 Site : 03CH13-HY Condition : AVG_54 3m HORN_9120D_1241 VERTICAL : RBW:1000.000KHz VBW:0.010KHz SWT:Auto Detector : Peak Project : 911110-03 Mode : 10 Power : 22

WIFI	2.4GHz 2400~2483.5MHz Band Edge @ 3m	
ANT	802.11b CH06 2437MHz - L	
1	Horizontal	Fundamental
Peak	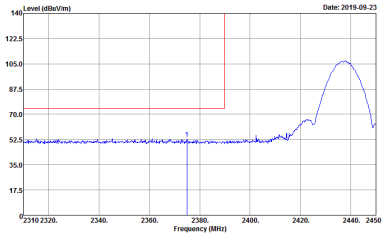 Site : 03CH13-HY Condition : PEAK_BE_74 3m HORN_9120D_1241 HORIZONTAL : RBW:1000.000KHz VBW:3000.000KHz SWT:Auto Detector : Peak Project : 911110-03 Mode : 11 Power : 22	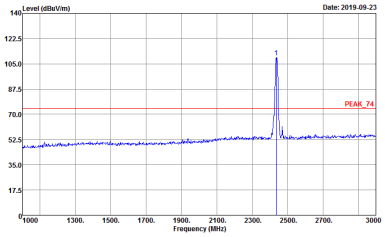 Site : 03CH13-HY Condition : PEAK_74 3m HORN_9120D_1241 HORIZONTAL : RBW:1000.000KHz VBW:3000.000KHz SWT:Auto Detector : Peak Project : 911110-03 Mode : 11 Power : 22
Avg.	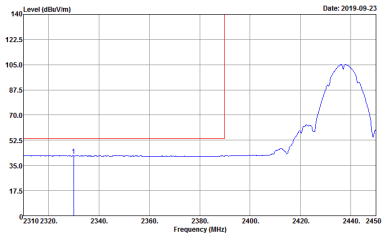 Site : 03CH13-HY Condition : AVG_BE_54 3m HORN_9120D_1241 HORIZONTAL : RBW:1000.000KHz VBW:0.010KHz SWT:Auto Detector : Peak Project : 911110-03 Mode : 11 Power : 22	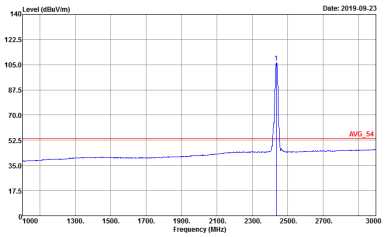 Site : 03CH13-HY Condition : AVG_54 3m HORN_9120D_1241 HORIZONTAL : RBW:1000.000KHz VBW:0.010KHz SWT:Auto Detector : Peak Project : 911110-03 Mode : 11 Power : 22

WIFI	2.4GHz 2400~2483.5MHz Band Edge @ 3m	
ANT	802.11b CH06 2437MHz - R	
1	Horizontal	Fundamental
Peak	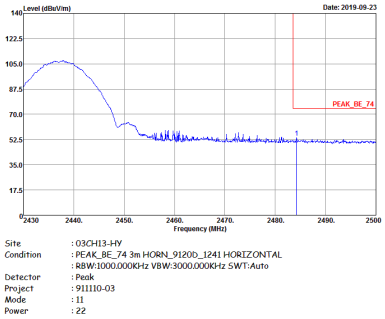	Left blank
Avg.	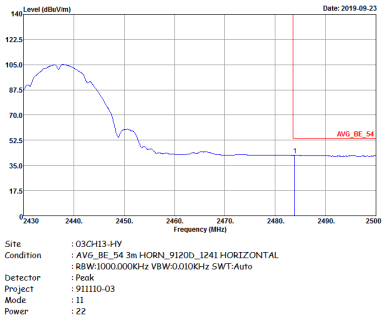	Left blank

WIFI	2.4GHz 2400~2483.5MHz Band Edge @ 3m	
ANT	802.11b CH06 2437MHz - L	
1	Vertical	Fundamental
Peak	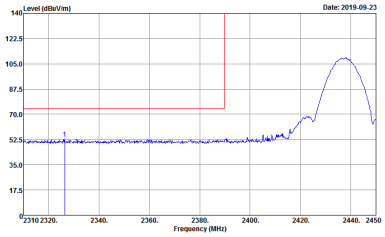 Site : 03CH13-HY Condition : PEAK_BE_74 3m HORN_9120D_1241 VERTICAL : RBW:1000.000KHz VBW:3000.000KHz SWT:Auto Detector : Peak Project : 911110-03 Mode : 11 Power : 22	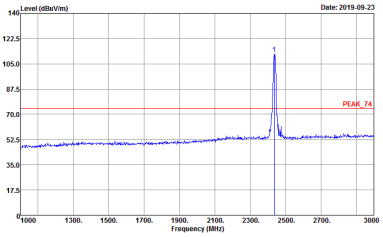 Site : 03CH13-HY Condition : PEAK_74 3m HORN_9120D_1241 VERTICAL : RBW:1000.000KHz VBW:3000.000KHz SWT:Auto Detector : Peak Project : 911110-03 Mode : 11 Power : 22
Avg.	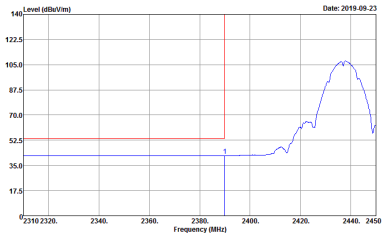 Site : 03CH13-HY Condition : AVG_BE_54 3m HORN_9120D_1241 VERTICAL : RBW:1000.000KHz VBW:0.010KHz SWT:Auto Detector : Peak Project : 911110-03 Mode : 11 Power : 22	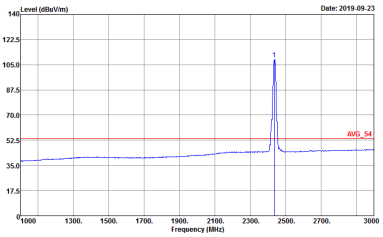 Site : 03CH13-HY Condition : AVG_54 3m HORN_9120D_1241 VERTICAL : RBW:1000.000KHz VBW:0.010KHz SWT:Auto Detector : Peak Project : 911110-03 Mode : 11 Power : 22

WIFI	2.4GHz 2400~2483.5MHz Band Edge @ 3m	
ANT	802.11b CH06 2437MHz - R	
1	Vertical	Fundamental
Peak	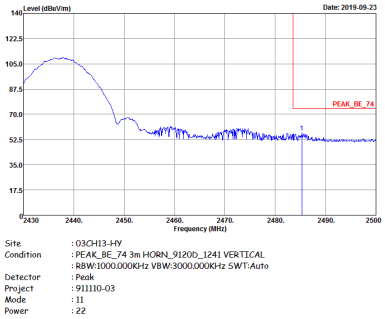	Left blank
Avg.	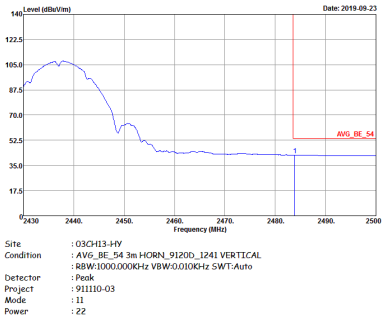	Left blank

WIFI	2.4GHz 2400~2483.5MHz Band Edge @ 3m	
ANT	802.11b CH11 2462MHz	
1	Horizontal	Fundamental
Peak	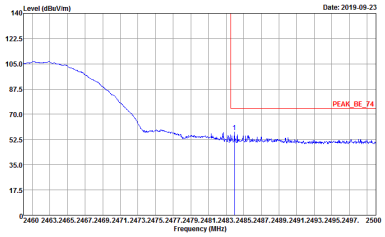 Site : 03CH13-HY Condition : PEAK_BE_74 3m HORN_9120D_1241 HORIZONTAL : RBW:1000.000KHz VBW:3000.000KHz SWT:Auto Detector : Peak Project : 911110-03 Mode : 12 Power : 21	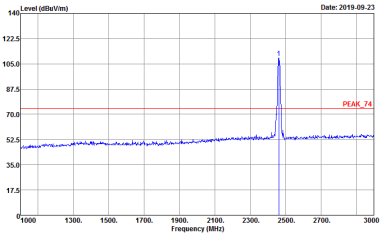 Site : 03CH13-HY Condition : PEAK_74 3m HORN_9120D_1241 HORIZONTAL : RBW:1000.000KHz VBW:3000.000KHz SWT:Auto Detector : Peak Project : 911110-03 Mode : 12 Power : 21
Avg.	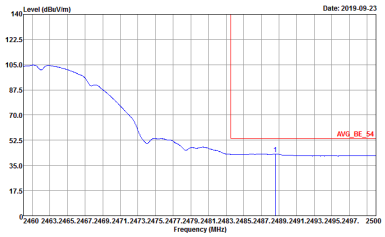 Site : 03CH13-HY Condition : AVG_BE_54 3m HORN_9120D_1241 HORIZONTAL : RBW:1000.000KHz VBW:0.010KHz SWT:Auto Detector : Peak Project : 911110-03 Mode : 12 Power : 21	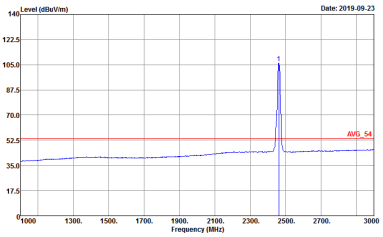 Site : 03CH13-HY Condition : AVG_54 3m HORN_9120D_1241 HORIZONTAL : RBW:1000.000KHz VBW:0.010KHz SWT:Auto Detector : Peak Project : 911110-03 Mode : 12 Power : 21

WIFI	2.4GHz 2400~2483.5MHz Band Edge @ 3m	
ANT	802.11b CH11 2462MHz	
1	Vertical	Fundamental
Peak	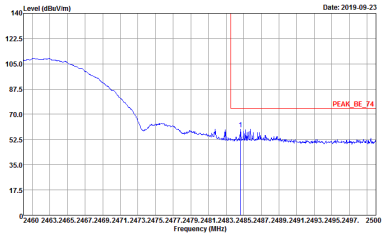 Site : 03CH13-HY Condition : PEAK_BE_74 3m HORN_9120D_1241 VERTICAL : RBW:1000.000KHz VBW:3000.000KHz SWT:Auto Detector : Peak Project : 911110-03 Mode : 12 Power : 21	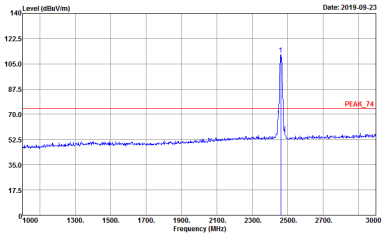 Site : 03CH13-HY Condition : PEAK_74 3m HORN_9120D_1241 VERTICAL : RBW:1000.000KHz VBW:3000.000KHz SWT:Auto Detector : Peak Project : 911110-03 Mode : 12 Power : 21
Avg.	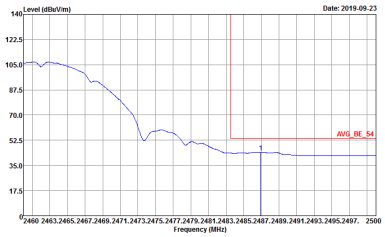 Site : 03CH13-HY Condition : AVG_BE_54 3m HORN_9120D_1241 VERTICAL : RBW:1000.000KHz VBW:0.010KHz SWT:Auto Detector : Peak Project : 911110-03 Mode : 12 Power : 21	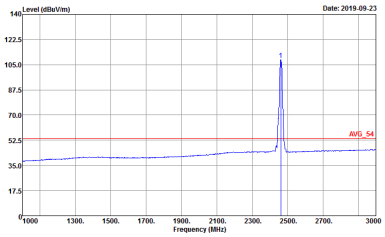 Site : 03CH13-HY Condition : AVG_54 3m HORN_9120D_1241 VERTICAL : RBW:1000.000KHz VBW:0.010KHz SWT:Auto Detector : Peak Project : 911110-03 Mode : 12 Power : 21

2.4GHz 2400~2483.5MHz

WIFI 802.11g (Band Edge @ 3m)

WIFI	2.4GHz 2400~2483.5MHz Band Edge @ 3m	
ANT	802.11g CH01 2412MHz	
1	Horizontal	Fundamental
Peak	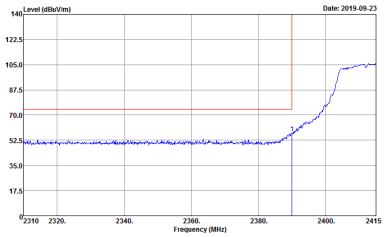 Site : 03CH13-HY Condition : PEAK_BE_74 3m HORN_9120D_1241 HORIZONTAL : RBW:1000.000KHz VBW:3000.000KHz SWT:Auto Detector : Peak Project : 911110-03 Mode : 13 Power : 19	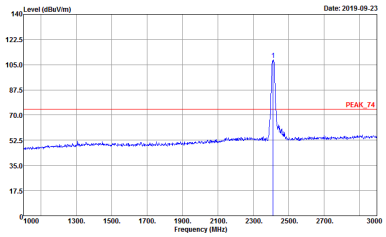 Site : 03CH13-HY Condition : PEAK_74 3m HORN_9120D_1241 HORIZONTAL : RBW:1000.000KHz VBW:3000.000KHz SWT:Auto Detector : Peak Project : 911110-03 Mode : 13 Power : 19
Avg.	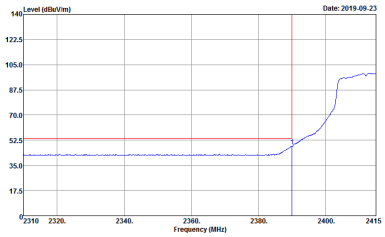 Site : 03CH13-HY Condition : AVG_BE_54 3m HORN_9120D_1241 HORIZONTAL : RBW:1000.000KHz VBW:1.000KHz SWT:Auto Detector : Peak Project : 911110-03 Mode : 13 Power : 19	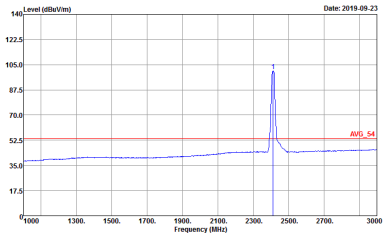 Site : 03CH13-HY Condition : AVG_54 3m HORN_9120D_1241 HORIZONTAL : RBW:1000.000KHz VBW:1.000KHz SWT:Auto Detector : Peak Project : 911110-03 Mode : 13 Power : 19

WIFI	2.4GHz 2400~2483.5MHz Band Edge @ 3m	
ANT	802.11g CH01 2412MHz	
1	Vertical	Fundamental
Peak	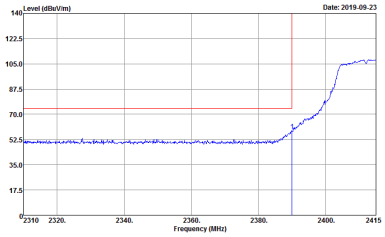 Site : 03CH13-HY Condition : PEAK_BE_74 3m HORN_9120D_1241 VERTICAL : RBW:1000.000KHz VBW:3000.000KHz SWT:Auto Detector : Peak Project : 911110-03 Mode : 13 Power : 19	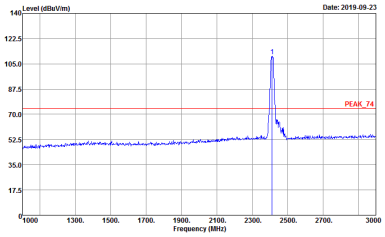 Site : 03CH13-HY Condition : PEAK_74 3m HORN_9120D_1241 VERTICAL : RBW:1000.000KHz VBW:3000.000KHz SWT:Auto Detector : Peak Project : 911110-03 Mode : 13 Power : 19
Avg.	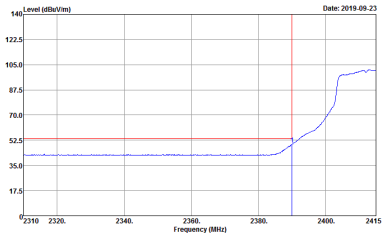 Site : 03CH13-HY Condition : AVG_BE_54 3m HORN_9120D_1241 VERTICAL : RBW:1000.000KHz VBW:1.000KHz SWT:Auto Detector : Peak Project : 911110-03 Mode : 13 Power : 19	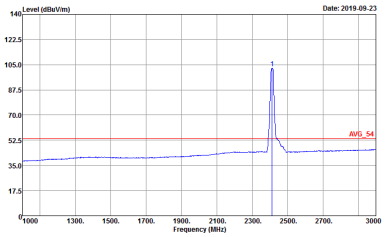 Site : 03CH13-HY Condition : AVG_54 3m HORN_9120D_1241 VERTICAL : RBW:1000.000KHz VBW:1.000KHz SWT:Auto Detector : Peak Project : 911110-03 Mode : 13 Power : 19

WIFI	2.4GHz 2400~2483.5MHz Band Edge @ 3m	
ANT	802.11g CH06 2437MHz - L	
1	Horizontal	Fundamental
Peak	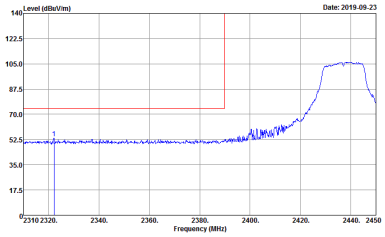 Site : 03CH13-HY Condition : PEAK_BE_74 3m HORN_9120D_1241 HORIZONTAL : RBW:1000.000KHz VBW:3000.000KHz SWT:Auto Detector : Peak Project : 911110-03 Mode : 14 Power : 18.5	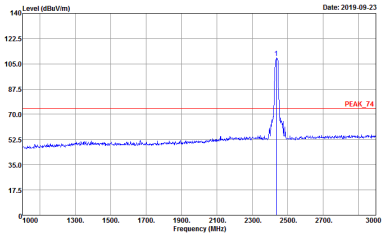 Site : 03CH13-HY Condition : PEAK_74 3m HORN_9120D_1241 HORIZONTAL : RBW:1000.000KHz VBW:3000.000KHz SWT:Auto Detector : Peak Project : 911110-03 Mode : 14 Power : 18.5
Avg.	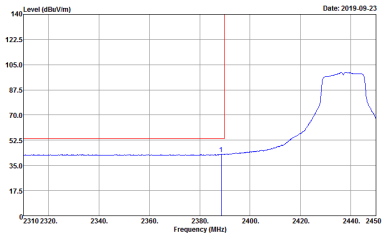 Site : 03CH13-HY Condition : AVG_BE_54 3m HORN_9120D_1241 HORIZONTAL : RBW:1000.000KHz VBW:1.000KHz SWT:Auto Detector : Peak Project : 911110-03 Mode : 14 Power : 18.5	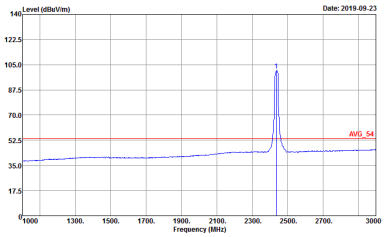 Site : 03CH13-HY Condition : AVG_54 3m HORN_9120D_1241 HORIZONTAL : RBW:1000.000KHz VBW:1.000KHz SWT:Auto Detector : Peak Project : 911110-03 Mode : 14 Power : 18.5

WIFI	2.4GHz 2400~2483.5MHz Band Edge @ 3m	
ANT	802.11g CH06 2437MHz - R	
1	Horizontal	Fundamental
Peak	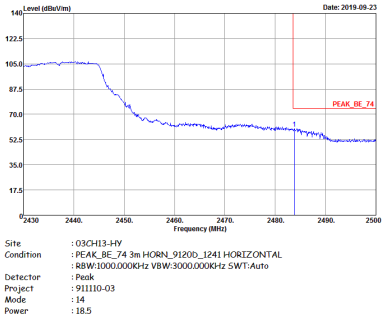	Left blank
Avg.	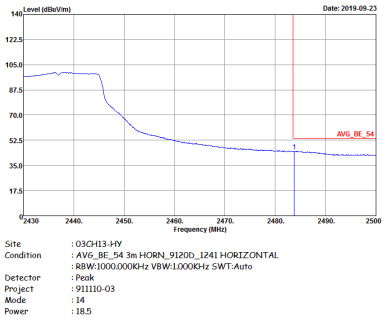	Left blank

WIFI	2.4GHz 2400~2483.5MHz Band Edge @ 3m	
ANT	802.11g CH06 2437MHz - L	
1	Vertical	Fundamental
Peak	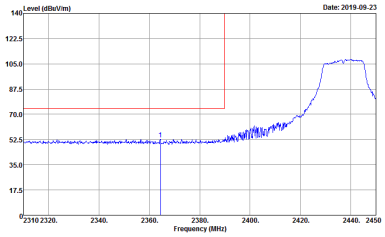 Site : 03CH13-HY Condition : PEAK_BE_74 3m HORN_9120D_1241 VERTICAL : RBW:1000.000KHz VBW:3000.000KHz SWT:Auto Detector : Peak Project : 911110-03 Mode : 14 Power : 18.5	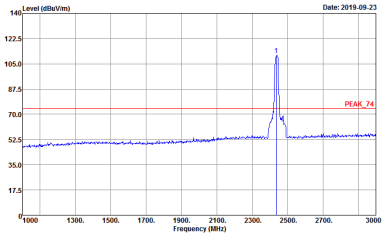 Site : 03CH13-HY Condition : PEAK_74 3m HORN_9120D_1241 VERTICAL : RBW:1000.000KHz VBW:3000.000KHz SWT:Auto Detector : Peak Project : 911110-03 Mode : 14 Power : 18.5
Avg.	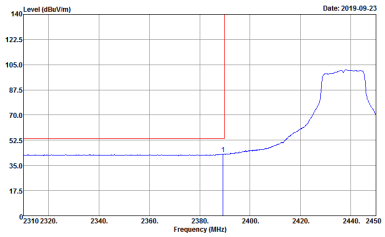 Site : 03CH13-HY Condition : AVG_BE_54 3m HORN_9120D_1241 VERTICAL : RBW:1000.000KHz VBW:1.000KHz SWT:Auto Detector : Peak Project : 911110-03 Mode : 14 Power : 18.5	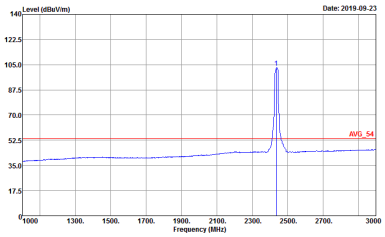 Site : 03CH13-HY Condition : AVG_54 3m HORN_9120D_1241 VERTICAL : RBW:1000.000KHz VBW:1.000KHz SWT:Auto Detector : Peak Project : 911110-03 Mode : 14 Power : 18.5

WIFI	2.4GHz 2400~2483.5MHz Band Edge @ 3m	
ANT	802.11g CH06 2437MHz - R	
1	Vertical	Fundamental
Peak	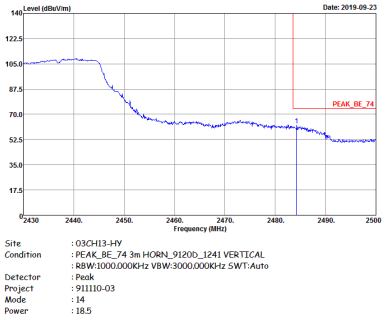	Left Blank
Avg.	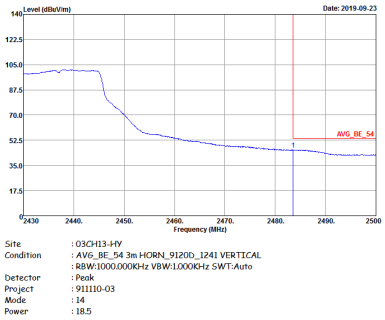	Left Blank

WIFI	2.4GHz 2400~2483.5MHz Band Edge @ 3m	
ANT	802.11g CH11 2462MHz	
1	Horizontal	Fundamental
Peak	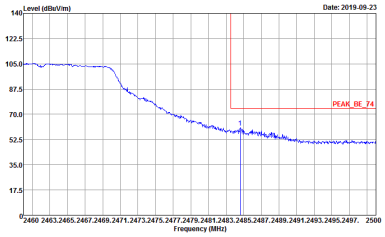 Site : 03CH13-HY Condition : PEAK_BE_74 3m HORN_9120D_1241 HORIZONTAL : RBW:1000.000KHz VBW:3000.000KHz SWT:Auto Detector : Peak Project : 911110-03 Mode : 15 Power : 17	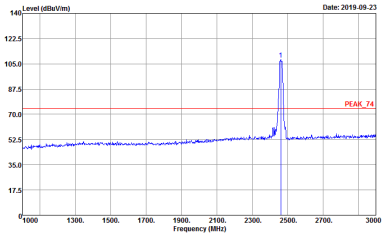 Site : 03CH13-HY Condition : PEAK_74 3m HORN_9120D_1241 HORIZONTAL : RBW:1000.000KHz VBW:3000.000KHz SWT:Auto Detector : Peak Project : 911110-03 Mode : 15 Power : 17
Avg.	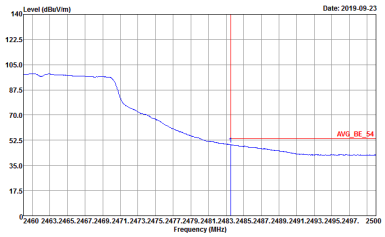 Site : 03CH13-HY Condition : AVG_BE_54 3m HORN_9120D_1241 HORIZONTAL : RBW:1000.000KHz VBW:1.000KHz SWT:Auto Detector : Peak Project : 911110-03 Mode : 15 Power : 17	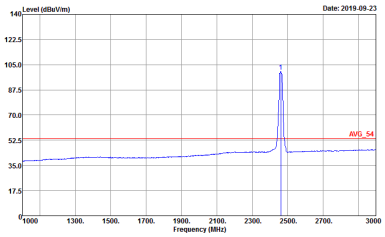 Site : 03CH13-HY Condition : AVG_54 3m HORN_9120D_1241 HORIZONTAL : RBW:1000.000KHz VBW:1.000KHz SWT:Auto Detector : Peak Project : 911110-03 Mode : 15 Power : 17

WIFI	2.4GHz 2400~2483.5MHz Band Edge @ 3m	
ANT	802.11g CH11 2462MHz	
1	Vertical	Fundamental
Peak	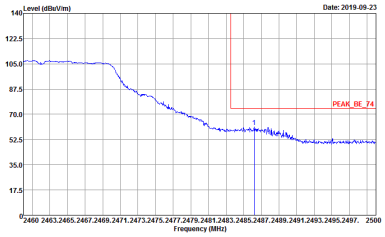 Site : 03CH13-HY Condition : PEAK_BE_74 3m HORN_9120D_1241 VERTICAL : RBW:1000.000KHz VBW:3000.000KHz SWT:Auto Detector : Peak Project : 911110-03 Mode : 15 Power : 17	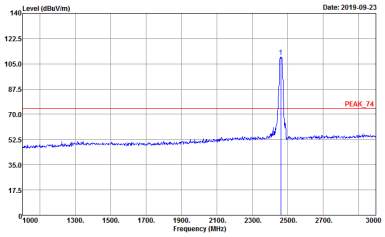 Site : 03CH13-HY Condition : PEAK_74 3m HORN_9120D_1241 VERTICAL : RBW:1000.000KHz VBW:3000.000KHz SWT:Auto Detector : Peak Project : 911110-03 Mode : 15 Power : 17
Avg.	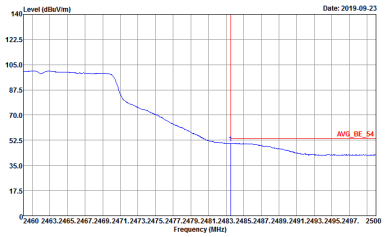 Site : 03CH13-HY Condition : AVG_BE_54 3m HORN_9120D_1241 VERTICAL : RBW:1000.000KHz VBW:1.000KHz SWT:Auto Detector : Peak Project : 911110-03 Mode : 15 Power : 17	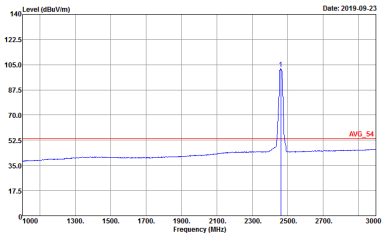 Site : 03CH13-HY Condition : AVG_54 3m HORN_9120D_1241 VERTICAL : RBW:1000.000KHz VBW:1.000KHz SWT:Auto Detector : Peak Project : 911110-03 Mode : 15 Power : 17

2.4GHz 2400~2483.5MHz

WIFI 802.11n HT20 (Band Edge @ 3m)

WIFI	2.4GHz 2400~2483.5MHz Band Edge @ 3m	
ANT	802.11n HT20 CH01 2412MHz	
1	Horizontal	Fundamental
Peak	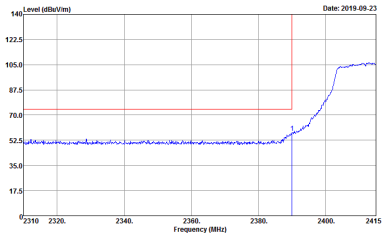 Site : 03CH13-HY Condition : PEAK_BE_74 3m HORN_9120D_1241 HORIZONTAL : RBW:1000.000KHz VBW:3000.000KHz SWT:Auto Detector : Peak Project : 980514 Mode : 16 Power : 17.5	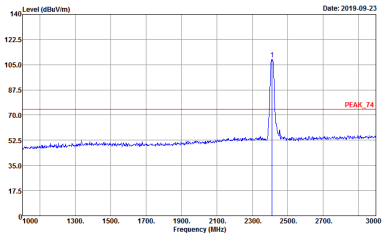 Site : 03CH13-HY Condition : PEAK_74 3m HORN_9120D_1241 HORIZONTAL : RBW:1000.000KHz VBW:3000.000KHz SWT:Auto Detector : Peak Project : 980514 Mode : 16 Power : 17.5
Avg.	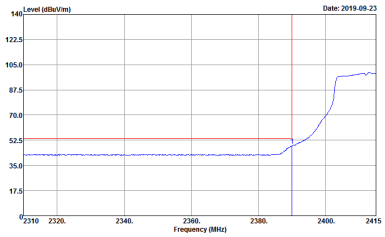 Site : 03CH13-HY Condition : AVG_BE_54 3m HORN_9120D_1241 HORIZONTAL : RBW:1000.000KHz VBW:1.000KHz SWT:Auto Detector : Peak Project : 980514 Mode : 16 Power : 17.5	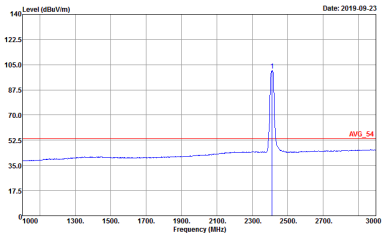 Site : 03CH13-HY Condition : AVG_54 3m HORN_9120D_1241 HORIZONTAL : RBW:1000.000KHz VBW:1.000KHz SWT:Auto Detector : Peak Project : 980514 Mode : 16 Power : 17.5

WIFI	2.4GHz 2400~2483.5MHz Band Edge @ 3m	
ANT	802.11n HT20 CH01 2412MHz	
1	Vertical	Fundamental
Peak	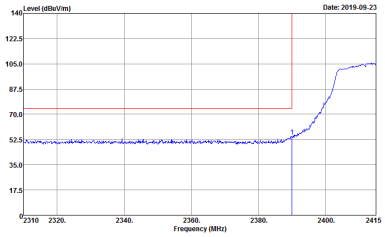 Site : 03CH13-HY Condition : PEAK_BE_74 3m HORN_9120D_1241 VERTICAL : RBW:1000.000KHz VBW:3000.000KHz SWT:Auto Detector : Peak Project : 980514 Mode : 16 Power : 17.5	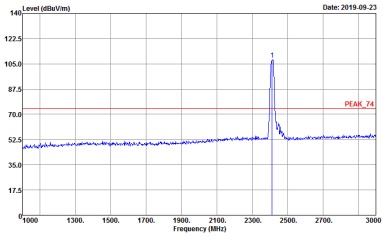 Site : 03CH13-HY Condition : PEAK_74 3m HORN_9120D_1241 VERTICAL : RBW:1000.000KHz VBW:3000.000KHz SWT:Auto Detector : Peak Project : 980514 Mode : 16 Power : 17.5
Avg.	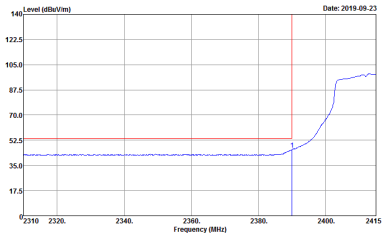 Site : 03CH13-HY Condition : AVG_BE_54 3m HORN_9120D_1241 VERTICAL : RBW:1000.000KHz VBW:1.000KHz SWT:Auto Detector : Peak Project : 980514 Mode : 16 Power : 17.5	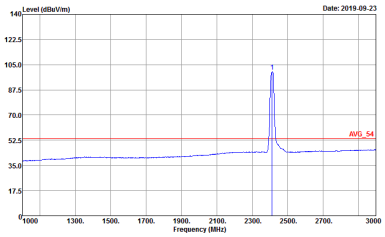 Site : 03CH13-HY Condition : AVG_54 3m HORN_9120D_1241 VERTICAL : RBW:1000.000KHz VBW:1.000KHz SWT:Auto Detector : Peak Project : 980514 Mode : 16 Power : 17.5

WIFI	2.4GHz 2400~2483.5MHz Band Edge @ 3m	
ANT	802.11n HT20 CH06 2437MHz - L	
1	Horizontal	Fundamental
Peak	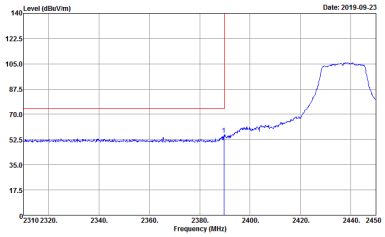 Site : 03CH13-HY Condition : PEAK_BE_74 3m HORN_9120D_1241 HORIZONTAL : RBW:1000.000KHz VBW:3000.000KHz SWT:Auto Detector : Peak Project : 980514 Mode : 17 Power : 18.5	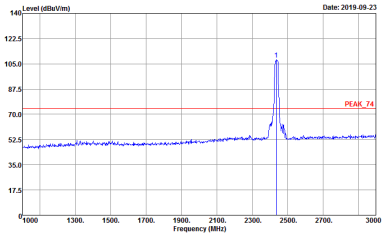 Site : 03CH13-HY Condition : PEAK_74 3m HORN_9120D_1241 HORIZONTAL : RBW:1000.000KHz VBW:3000.000KHz SWT:Auto Detector : Peak Project : 980514 Mode : 17 Power : 18.5
Avg.	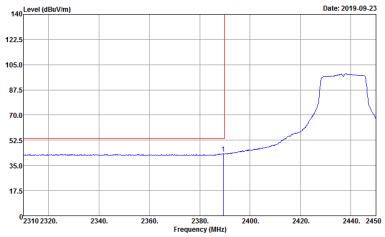 Site : 03CH13-HY Condition : AVG_BE_54 3m HORN_9120D_1241 HORIZONTAL : RBW:1000.000KHz VBW:1.000KHz SWT:Auto Detector : Peak Project : 980514 Mode : 17 Power : 18.5	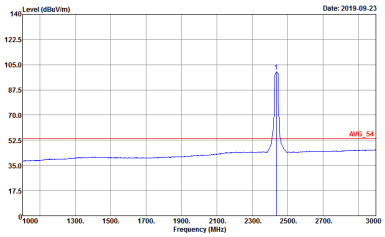 Site : 03CH13-HY Condition : AVG_54 3m HORN_9120D_1241 HORIZONTAL : RBW:1000.000KHz VBW:1.000KHz SWT:Auto Detector : Peak Project : 980514 Mode : 17 Power : 18.5

WIFI	2.4GHz 2400~2483.5MHz Band Edge @ 3m	
ANT	802.11n HT20 CH06 2437MHz - R	
1	Horizontal	Fundamental
Peak	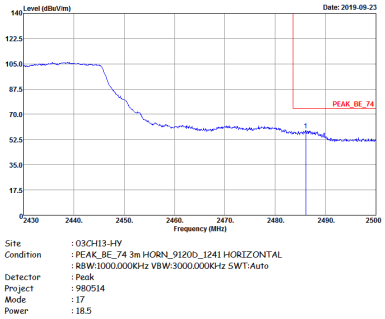	Left blank
Avg.	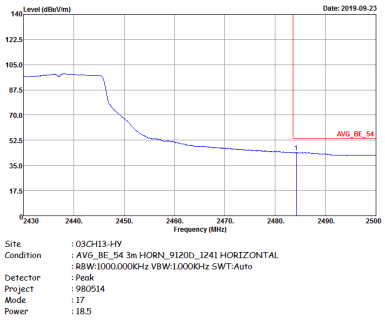	Left blank

WIFI	2.4GHz 2400~2483.5MHz Band Edge @ 3m	
ANT	802.11n HT20 CH06 2437MHz - L	
1	Vertical	Fundamental
Peak	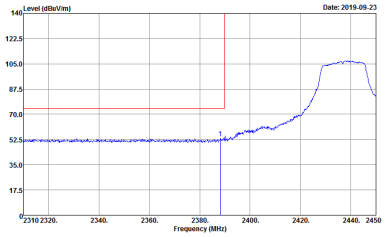 Site : 03CH13-HY Condition : PEAK_BE_74 3m HORN_9120D_1241 VERTICAL : RBW:1000.000KHz VBW:3000.000KHz SWT:Auto Detector : Peak Project : 980514 Mode : 17 Power : 18.5	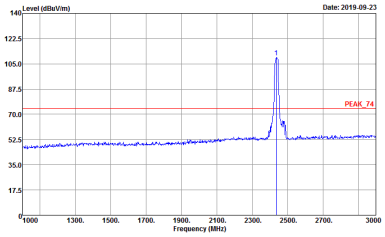 Site : 03CH13-HY Condition : PEAK_74 3m HORN_9120D_1241 VERTICAL : RBW:1000.000KHz VBW:3000.000KHz SWT:Auto Detector : Peak Project : 980514 Mode : 17 Power : 18.5
Avg.	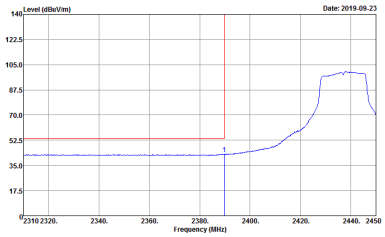 Site : 03CH13-HY Condition : AVG_BE_54 3m HORN_9120D_1241 VERTICAL : RBW:1000.000KHz VBW:1.000KHz SWT:Auto Detector : Peak Project : 980514 Mode : 17 Power : 18.5	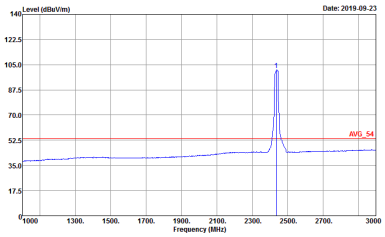 Site : 03CH13-HY Condition : AVG_54 3m HORN_9120D_1241 VERTICAL : RBW:1000.000KHz VBW:1.000KHz SWT:Auto Detector : Peak Project : 980514 Mode : 17 Power : 18.5

WIFI	2.4GHz 2400~2483.5MHz Band Edge @ 3m	
ANT	802.11n HT20 CH06 2437MHz - R	
1	Vertical	Fundamental
Peak	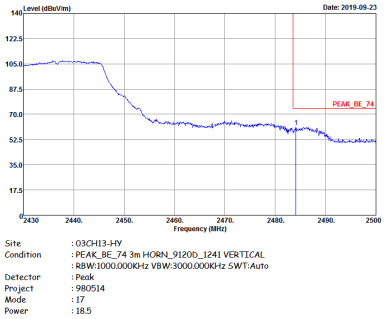	Left Blank
Avg.	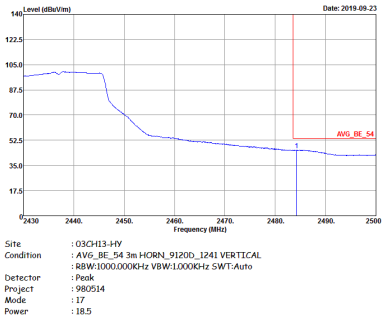	Left Blank

WIFI	2.4GHz 2400~2483.5MHz Band Edge @ 3m	
ANT	802.11n HT20 CH11 2462MHz	
1	Horizontal	Fundamental
Peak	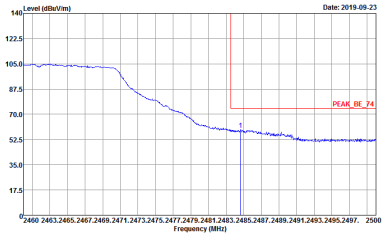 Site : 03CH13-HY Condition : PEAK_BE_74 3m HORN_9120D_1241 HORIZONTAL : RBW:1000.000KHz VBW:3000.000KHz SWT:Auto Detector : Peak Project : 980514 Mode : 18 Power : 16.5	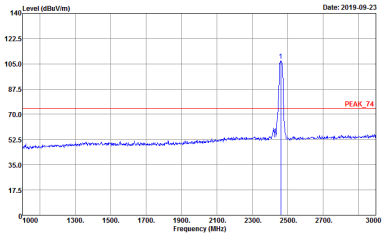 Site : 03CH13-HY Condition : PEAK_74 3m HORN_9120D_1241 HORIZONTAL : RBW:1000.000KHz VBW:3000.000KHz SWT:Auto Detector : Peak Project : 980514 Mode : 18 Power : 16.5
Avg.	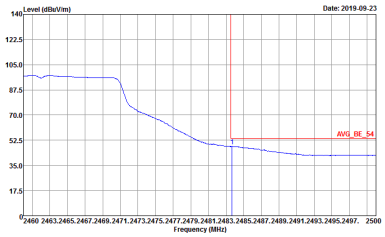 Site : 03CH13-HY Condition : AVG_BE_54 3m HORN_9120D_1241 HORIZONTAL : RBW:1000.000KHz VBW:1.000KHz SWT:Auto Detector : Peak Project : 980514 Mode : 18 Power : 16.5	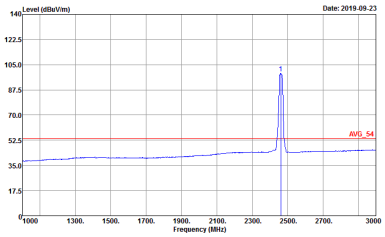 Site : 03CH13-HY Condition : AVG_54 3m HORN_9120D_1241 HORIZONTAL : RBW:1000.000KHz VBW:1.000KHz SWT:Auto Detector : Peak Project : 980514 Mode : 18 Power : 16.5

WIFI	2.4GHz 2400~2483.5MHz Fundamental @ 3m	
ANT	802.11n HT20 CH11 2462MHz	
1	Vertical	Fundamental
Peak	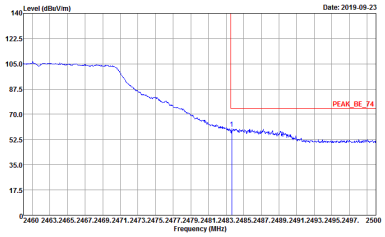 Site : 03CH13-HY Condition : PEAK_BE_74 3m HORN_9120D_1241 VERTICAL : RBW:1000.000KHz VBW:3000.000KHz SWT:Auto Detector : Peak Project : 980514 Mode : 18 Power : 16.5	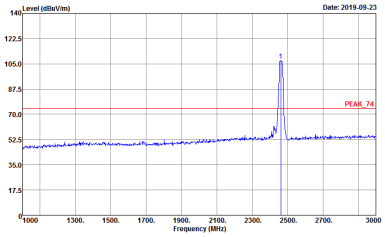 Site : 03CH13-HY Condition : PEAK_74 3m HORN_9120D_1241 VERTICAL : RBW:1000.000KHz VBW:3000.000KHz SWT:Auto Detector : Peak Project : 980514 Mode : 18 Power : 16.5
Avg.	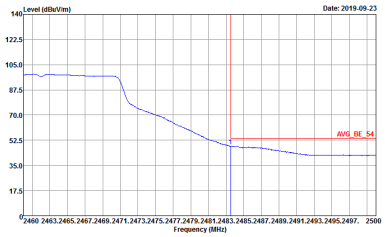 Site : 03CH13-HY Condition : AVG_BE_54 3m HORN_9120D_1241 VERTICAL : RBW:1000.000KHz VBW:1.000KHz SWT:Auto Detector : Peak Project : 980514 Mode : 18 Power : 16.5	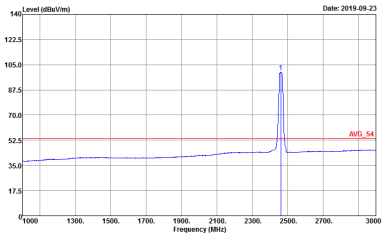 Site : 03CH13-HY Condition : AVG_54 3m HORN_9120D_1241 VERTICAL : RBW:1000.000KHz VBW:1.000KHz SWT:Auto Detector : Peak Project : 980514 Mode : 18 Power : 16.5

2.4GHz 2400~2483.5MHz

WIFI 802.11n HT40 (Band Edge @ 3m)

WIFI	2.4GHz 2400~2483.5MHz Band Edge @ 3m	
ANT	802.11n HT40 CH03 2422MHz - L	
1	Horizontal	Fundamental
Peak	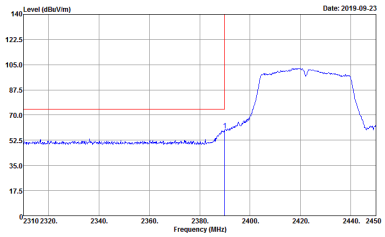 Site : 03CH13-HY Condition : PEAK_BE_74 3m HORN_9120D_1241 HORIZONTAL : RBW:1000.000KHz VBW:3000.000KHz SWT:Auto Detector : Peak Project : 980514 Mode : 19 Power : 15.5	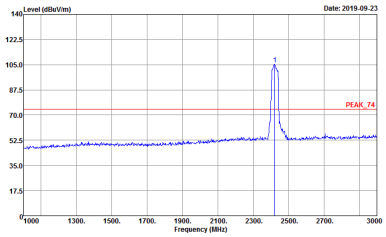 Site : 03CH13-HY Condition : PEAK_74 3m HORN_9120D_1241 HORIZONTAL : RBW:1000.000KHz VBW:3000.000KHz SWT:Auto Detector : Peak Project : 980514 Mode : 19 Power : 15.5
Avg.	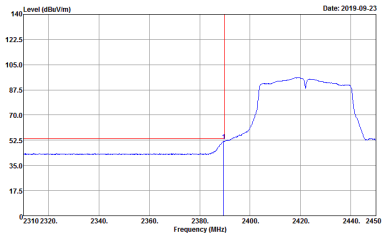 Site : 03CH13-HY Condition : AVG_BE_54 3m HORN_9120D_1241 HORIZONTAL : RBW:1000.000KHz VBW:3.000KHz SWT:Auto Detector : Peak Project : 980514 Mode : 19 Power : 15.5	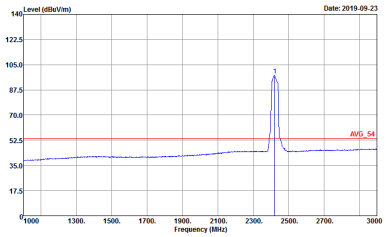 Site : 03CH13-HY Condition : AVG_54 3m HORN_9120D_1241 HORIZONTAL : RBW:1000.000KHz VBW:3.000KHz SWT:Auto Detector : Peak Project : 980514 Mode : 19 Power : 15.5

WIFI	2.4GHz 2400~2483.5MHz Band Edge @ 3m	
ANT	802.11n HT40 CH03 2422MHz - R	
1	Horizontal	Fundamental
Peak	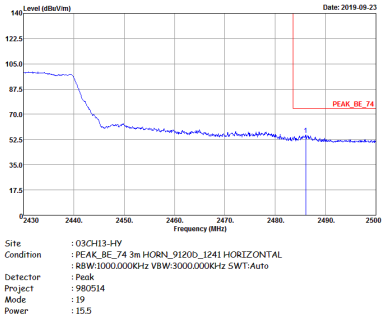	Left Blank
Avg.	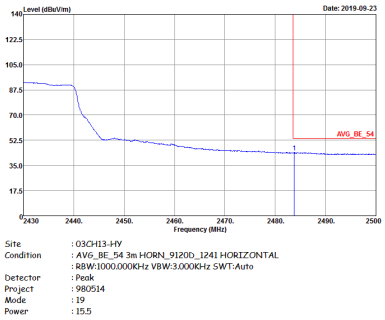	Left Blank

WIFI	2.4GHz 2400~2483.5MHz Band Edge @ 3m	
ANT	802.11n HT40 CH03 2422MHz - L	
1	Vertical	Fundamental
Peak	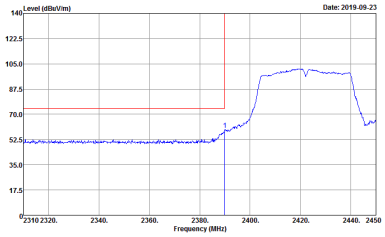 Site : 03CH13-HY Condition : PEAK_BE_74 3m HORN_9120D_1241 VERTICAL : RBW:1000.000KHz VBW:3000.000KHz SWT:Auto Detector : Peak Project : 980514 Mode : 19 Power : 15.5	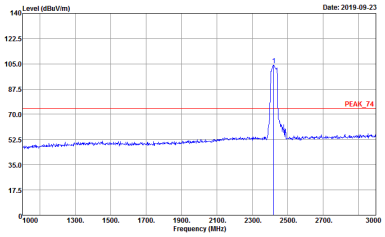 Site : 03CH13-HY Condition : PEAK_74 3m HORN_9120D_1241 VERTICAL : RBW:1000.000KHz VBW:3000.000KHz SWT:Auto Detector : Peak Project : 980514 Mode : 19 Power : 15.5
Avg.	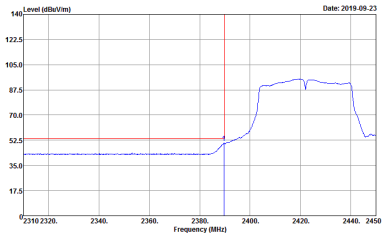 Site : 03CH13-HY Condition : AVG_BE_54 3m HORN_9120D_1241 VERTICAL : RBW:1000.000KHz VBW:3.000KHz SWT:Auto Detector : Peak Project : 980514 Mode : 19 Power : 15.5	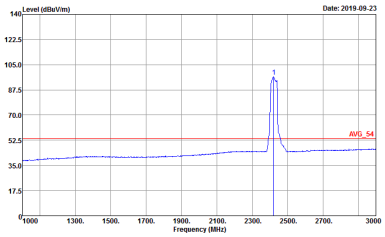 Site : 03CH13-HY Condition : AVG_54 3m HORN_9120D_1241 VERTICAL : RBW:1000.000KHz VBW:3.000KHz SWT:Auto Detector : Peak Project : 980514 Mode : 19 Power : 15.5

WIFI	2.4GHz 2400~2483.5MHz Band Edge @ 3m	
ANT	802.11n HT40 CH03 2422MHz - R	
1	Vertical	Fundamental
Peak	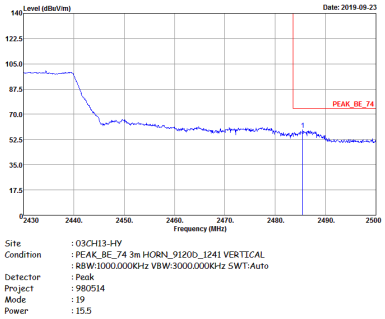	Left blank
Avg.	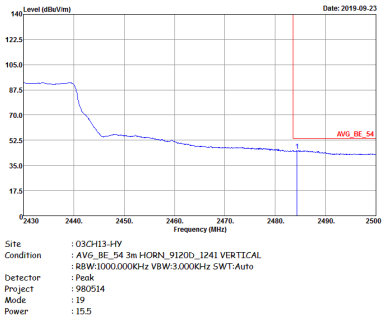	Left blank

WIFI	2.4GHz 2400~2483.5MHz Band Edge @ 3m	
ANT	802.11n HT40 CH06 2437MHz - L	
1	Horizontal	Fundamental
Peak	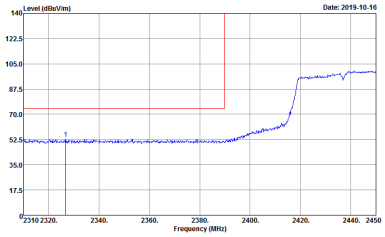 Site : 03CH13-HY Condition : PEAK_BE_74 3m HORN_9120D_1241 HORIZONTAL : RBW:1000.000KHz VBW:3000.000KHz SWT:Auto Detector : Peak Project : 911110-03 Mode : 20 Power : 16	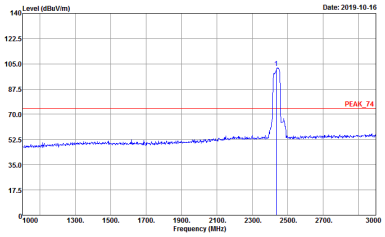 Site : 03CH13-HY Condition : PEAK_74 3m HORN_9120D_1241 HORIZONTAL : RBW:1000.000KHz VBW:3000.000KHz SWT:Auto Detector : Peak Project : 911110-03 Mode : 20 Power : 16
Avg.	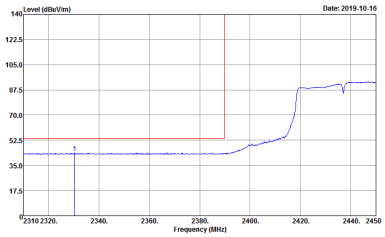 Site : 03CH13-HY Condition : AVG_BE_54 3m HORN_9120D_1241 HORIZONTAL : RBW:1000.000KHz VBW:3.000KHz SWT:Auto Detector : Peak Project : 911110-03 Mode : 20 Power : 16	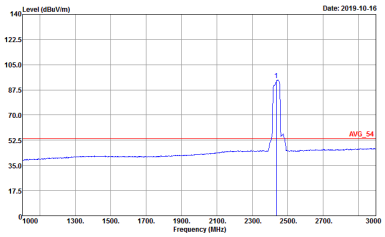 Site : 03CH13-HY Condition : AVG_54 3m HORN_9120D_1241 HORIZONTAL : RBW:1000.000KHz VBW:3.000KHz SWT:Auto Detector : Peak Project : 911110-03 Mode : 20 Power : 16

WIFI	2.4GHz 2400~2483.5MHz Band Edge @ 3m	
ANT	802.11n HT40 CH06 2437MHz - R	
1	Horizontal	Fundamental
Peak	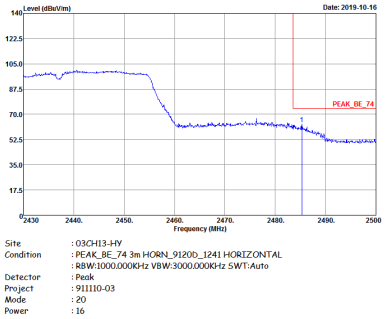	Left blank
Avg.	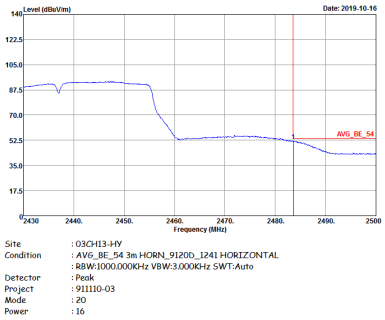	Left blank

WIFI	2.4GHz 2400~2483.5MHz Band Edge @ 3m	
ANT	802.11n HT40 CH06 2437MHz - L	
1	Vertical	Fundamental
Peak	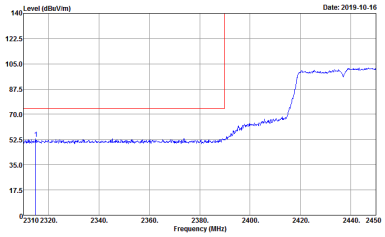 Site : 03CH13-HY Condition : PEAK_BE_74 3m HORN_9120D_1241 VERTICAL : RBW:1000.000KHz VBW:3000.000KHz SWT:Auto Detector : Peak Project : 911110-03 Mode : 20 Power : 16	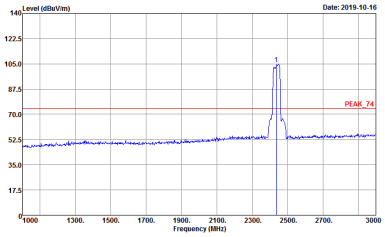 Site : 03CH13-HY Condition : PEAK_74 3m HORN_9120D_1241 VERTICAL : RBW:1000.000KHz VBW:3000.000KHz SWT:Auto Detector : Peak Project : 911110-03 Mode : 20 Power : 16
Avg.	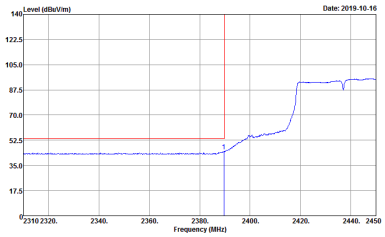 Site : 03CH13-HY Condition : AVG_BE_54 3m HORN_9120D_1241 VERTICAL : RBW:1000.000KHz VBW:3.000KHz SWT:Auto Detector : Peak Project : 911110-03 Mode : 20 Power : 16	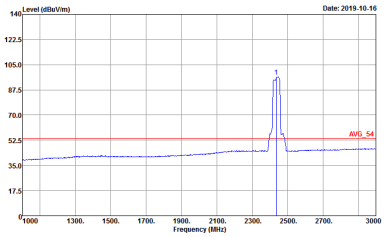 Site : 03CH13-HY Condition : AVG_54 3m HORN_9120D_1241 VERTICAL : RBW:1000.000KHz VBW:3.000KHz SWT:Auto Detector : Peak Project : 911110-03 Mode : 20 Power : 16

WIFI	2.4GHz 2400~2483.5MHz Band Edge @ 3m	
ANT	802.11n HT40 CH06 2437MHz - R	
1	Horizontal	Fundamental
Peak	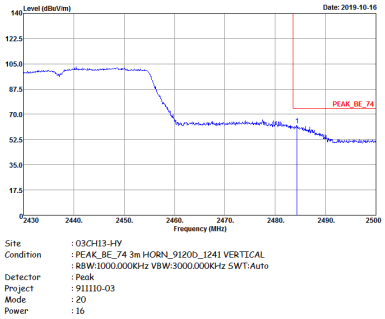	Left blank
Avg.	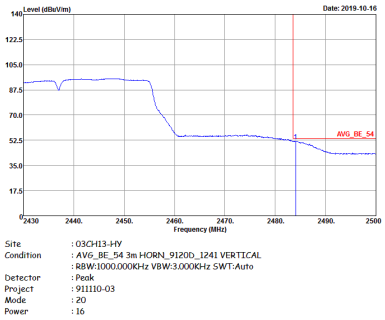	Left blank

WIFI	2.4GHz 2400~2483.5MHz Band Edge @ 3m	
ANT	802.11n HT40 CH09 2452MHz - L	
1	Horizontal	Fundamental
Peak	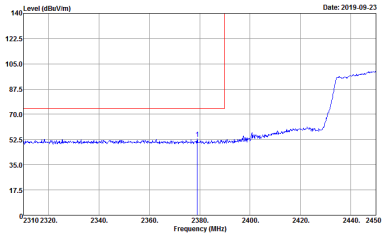 Site : 03CH13-HY Condition : PEAK_BE_74 3m HORN_9120D_1241 HORIZONTAL : RBW:1000.000KHz VBW:3000.000KHz SWT:Auto Detector : Peak Project : 980514 Mode : 21 Power : 13.5	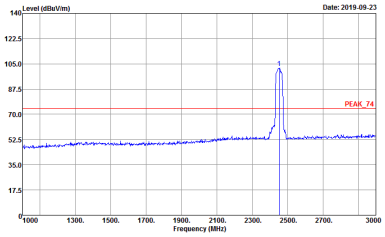 Site : 03CH13-HY Condition : PEAK_74 3m HORN_9120D_1241 HORIZONTAL : RBW:1000.000KHz VBW:3000.000KHz SWT:Auto Detector : Peak Project : 980514 Mode : 21 Power : 13.5
Avg.	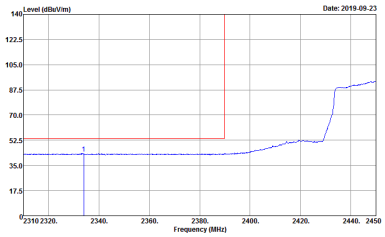 Site : 03CH13-HY Condition : AVG_BE_54 3m HORN_9120D_1241 HORIZONTAL : RBW:1000.000KHz VBW:3.000KHz SWT:Auto Detector : Peak Project : 980514 Mode : 21 Power : 13.5	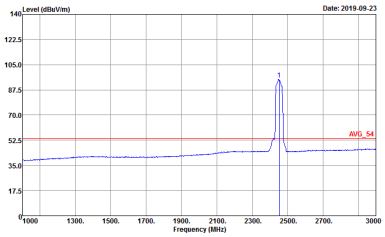 Site : 03CH13-HY Condition : AVG_54 3m HORN_9120D_1241 HORIZONTAL : RBW:1000.000KHz VBW:3.000KHz SWT:Auto Detector : Peak Project : 980514 Mode : 21 Power : 13.5

WIFI	2.4GHz 2400~2483.5MHz Band Edge @ 3m	
ANT	802.11n HT40 CH09 2452MHz - R	
1	Horizontal	Fundamental
Peak	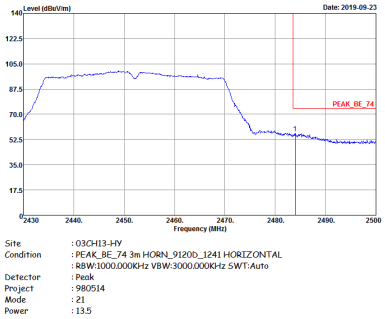	Left blank
Avg.	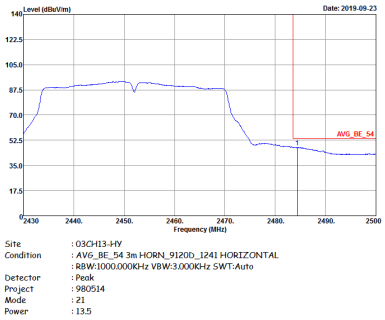	Left blank

WIFI	2.4GHz 2400~2483.5MHz Band Edge @ 3m	
ANT	802.11n HT40 CH09 2452MHz - L	
1	Vertical	Fundamental
Peak	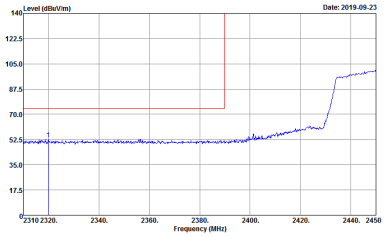 Site : 03CH13-HY Condition : PEAK_BE_74 3m HORN_9120D_1241 VERTICAL : RBW:1000.000KHz VBW:3000.000KHz SWT:Auto Detector : Peak Project : 980514 Mode : 21 Power : 13.5	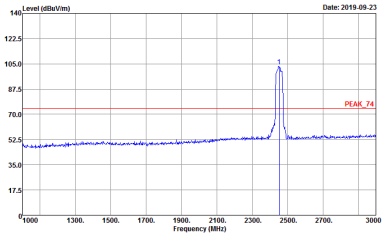 Site : 03CH13-HY Condition : PEAK_74 3m HORN_9120D_1241 VERTICAL : RBW:1000.000KHz VBW:3000.000KHz SWT:Auto Detector : Peak Project : 980514 Mode : 21 Power : 13.5
Avg.	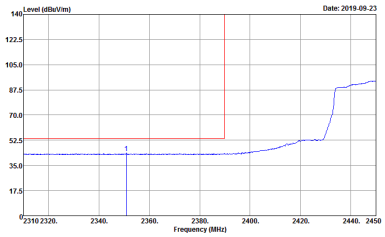 Site : 03CH13-HY Condition : AVG_BE_54 3m HORN_9120D_1241 VERTICAL : RBW:1000.000KHz VBW:3.000KHz SWT:Auto Detector : Peak Project : 980514 Mode : 21 Power : 13.5	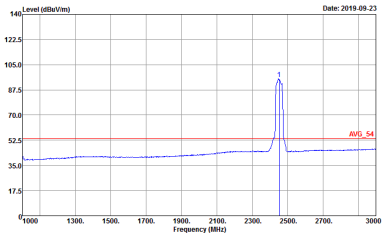 Site : 03CH13-HY Condition : AVG_54 3m HORN_9120D_1241 VERTICAL : RBW:1000.000KHz VBW:3.000KHz SWT:Auto Detector : Peak Project : 980514 Mode : 21 Power : 13.5

WIFI	2.4GHz 2400~2483.5MHz Band Edge @ 3m	
ANT	802.11n HT40 CH09 2452MHz - R	
1	Vertical	Fundamental
Peak	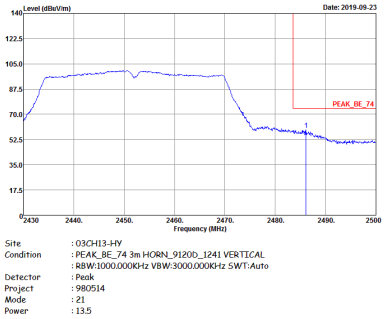	Left blank
Avg.	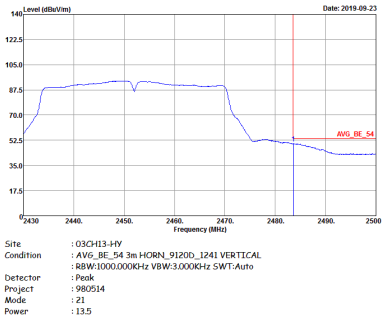	Left blank

2.4GHz 2400~2483.5MHz

WIFI 802.11b (Harmonic @ 3m)

WIFI	2.4GHz 2400~2483.5MHz Harmonic @ 3m	
ANT	802.11b CH01 2412MHz	
1	Horizontal	Vertical
Peak Avg.	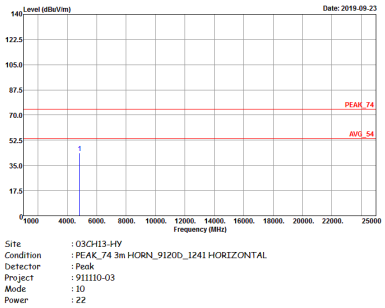 	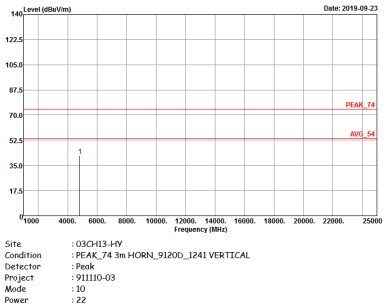

WIFI	2.4GHz 2400~2483.5MHz Harmonic @ 3m	
ANT	802.11b CH06 2437MHz	
1	Horizontal	Vertical
Peak Avg.	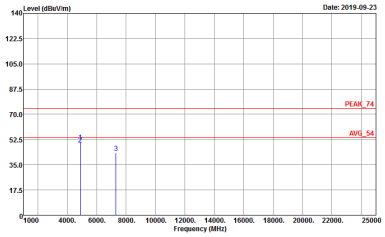 Site : 03CH13-HY Condition : PEAK_74 3m HORN_9120D_1241 HORIZONTAL Detector : Peak Project : 911110-03 Mode : 11 Power : 22	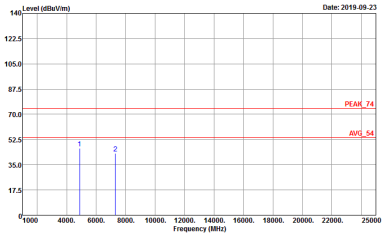 Site : 03CH13-HY Condition : PEAK_74 3m HORN_9120D_1241 VERTICAL Detector : Peak Project : 911110-03 Mode : 11 Power : 22

WIFI	2.4GHz 2400~2483.5MHz Harmonic @ 3m	
ANT	802.11b CH11 2462MHz	
1	Horizontal	Vertical
Peak Avg.	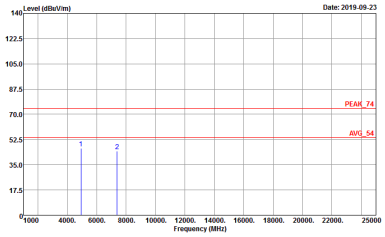 Site : 03CH13-HY Condition : PEAK_74 3m HORN_9120D_1241 HORIZONTAL Detector : Peak Project : 911110-03 Mode : 12 Power : 21	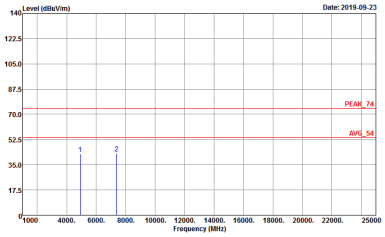 Site : 03CH13-HY Condition : PEAK_74 3m HORN_9120D_1241 VERTICAL Detector : Peak Project : 911110-03 Mode : 12 Power : 21

2.4GHz 2400~2483.5MHz

WIFI 802.11g (Harmonic @ 3m)

WIFI	2.4GHz 2400~2483.5MHz Harmonic @ 3m	
ANT	802.11g CH01 2412MHz	
1	Horizontal	Vertical
Peak Avg.	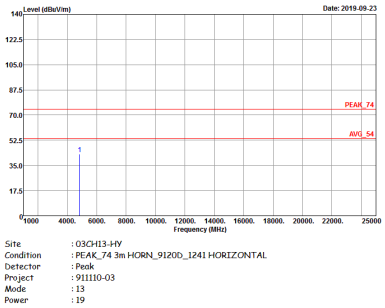 	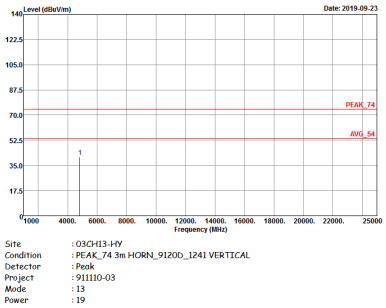

WIFI	2.4GHz 2400~2483.5MHz Harmonic @ 3m	
ANT	802.11g CH06 2437MHz	
1	Horizontal	Vertical
Peak Avg.	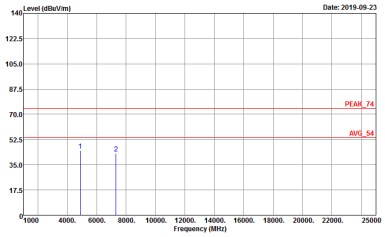 Site : 03CH13-HY Condition : PEAK_74 3m HORN_9120D_1241 HORIZONTAL Detector : Peak Project : 911110-03 Mode : 14 Power : 18.5	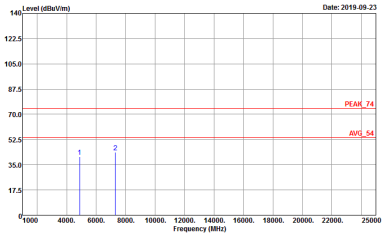 Site : 03CH13-HY Condition : PEAK_74 3m HORN_9120D_1241 VERTICAL Detector : Peak Project : 911110-03 Mode : 14 Power : 18.5

WIFI	2.4GHz 2400~2483.5MHz Harmonic @ 3m	
ANT	802.11g CH11 2462MHz	
1	Horizontal	Vertical
Peak Avg.	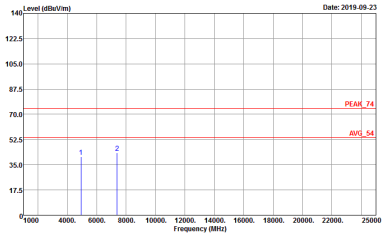 Site : 03CH13-HY Condition : PEAK_74 3m HORN_9120D_1241 HORIZONTAL Detector : Peak Project : 911110-03 Mode : 15 Power : 17	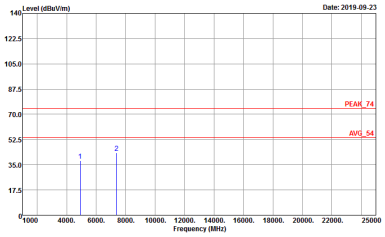 Site : 03CH13-HY Condition : PEAK_74 3m HORN_9120D_1241 VERTICAL Detector : Peak Project : 911110-03 Mode : 15 Power : 17

2.4GHz 2400~2483.5MHz

WIFI 802.11n HT20 (Harmonic @ 3m)

WIFI	2.4GHz 2400~2483.5MHz Harmonic @ 3m	
ANT	802.11n HT20 CH01 2412MHz	
1	Horizontal	Vertical
Peak Avg.	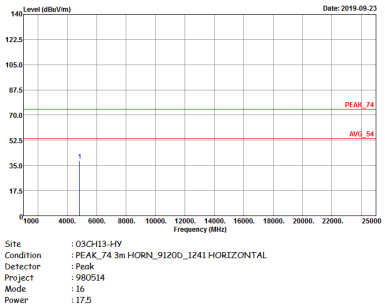 Site : 03CH13-HY Condition : PEAK_74 3m HORN_9120D_1241 HORIZONTAL Detector : Peak Project : 980514 Mode : 16 Power : 17.5	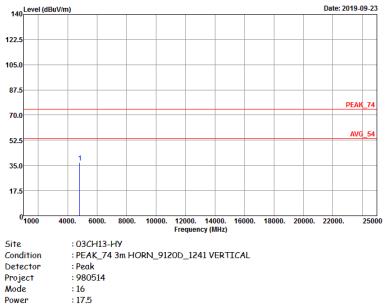 Site : 03CH13-HY Condition : PEAK_74 3m HORN_9120D_1241 VERTICAL Detector : Peak Project : 980514 Mode : 16 Power : 17.5

WIFI	2.4GHz 2400~2483.5MHz Harmonic @ 3m	
ANT	802.11n HT20 CH06 2437MHz	
1	Horizontal	Vertical
Peak Avg.	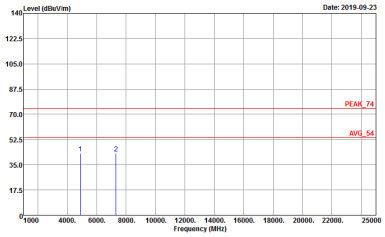 Site : 03CH13-HY Condition : PEAK_74 3m HORN_9120D_1241 HORIZONTAL Detector : Peak Project : 980514 Mode : 17 Power : 18.5	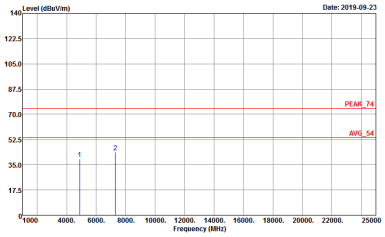 Site : 03CH13-HY Condition : PEAK_74 3m HORN_9120D_1241 VERTICAL Detector : Peak Project : 980514 Mode : 17 Power : 18.5

WIFI	2.4GHz 2400~2483.5MHz Harmonic @ 3m	
ANT	802.11n HT20 CH11 2462MHz	
1	Horizontal	Vertical
Peak Avg.	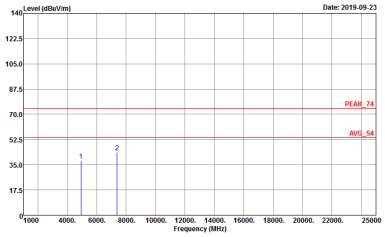 Site : 03CH13-HY Condition : PEAK_74 3m HORN_9120D_1241 HORIZONTAL Detector : Peak Project : 980514 Mode : 18 Power : 16.5	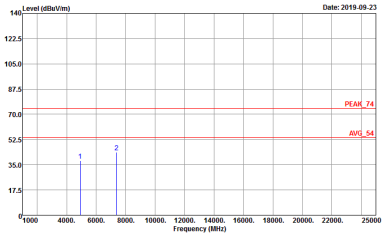 Site : 03CH13-HY Condition : PEAK_74 3m HORN_9120D_1241 VERTICAL Detector : Peak Project : 980514 Mode : 18 Power : 16.5

2.4GHz 2400~2483.5MHz

WIFI 802.11n HT40 (Harmonic @ 3m)

WIFI	2.4GHz 2400~2483.5MHz Harmonic @ 3m	
ANT	802.11n HT40 CH03 2422MHz	
1	Horizontal	Vertical
Peak Avg.	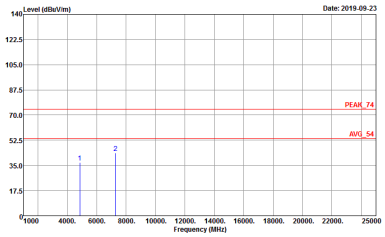 Site : 03CH13-HY Condition : PEAK_74 3m HORN_9120D_1241 HORIZONTAL Detector : Peak Project : 980514 Mode : 19 Power : 15.5	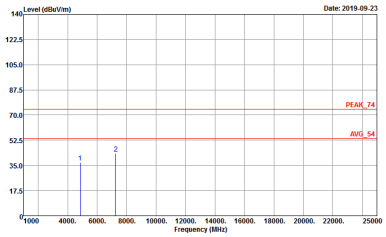 Site : 03CH13-HY Condition : PEAK_74 3m HORN_9120D_1241 VERTICAL Detector : Peak Project : 980514 Mode : 19 Power : 15.5

WIFI	2.4GHz 2400~2483.5MHz Harmonic @ 3m	
ANT	802.11n HT40 CH06 2437MHz	
1	Horizontal	Vertical
Peak Avg.	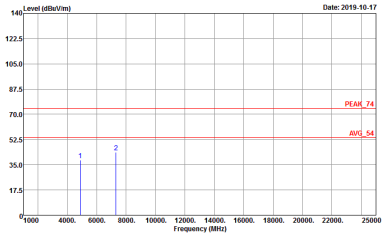 Site : 03CH13-HY Condition : PEAK_74 3m HORN_9120D_1241 HORIZONTAL Detector : Peak Project : 911110-03 Mode : 20 Power : 16	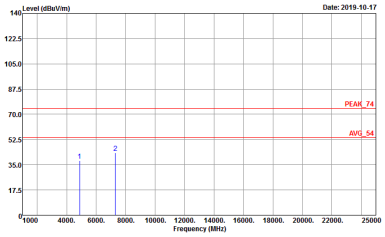 Site : 03CH13-HY Condition : PEAK_74 3m HORN_9120D_1241 VERTICAL Detector : Peak Project : 911110-03 Mode : 20 Power : 16

WIFI	2.4GHz 2400~2483.5MHz Harmonic @ 3m	
ANT	802.11n HT40 CH09 2452MHz	
1	Horizontal	Vertical
Peak Avg.	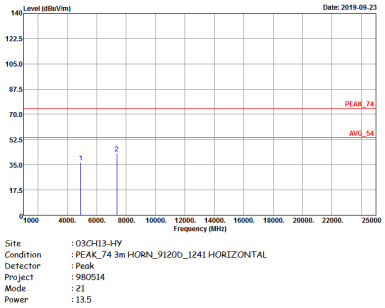	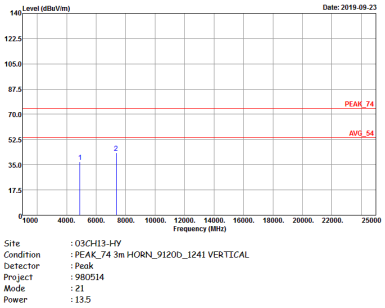

Emission below 1GHz

2.4GHz WIFI 802.11n HT40 (LF)

WIFI	2.4GHz 2400~2483.5MHz	
ANT	802.11n HT40 LF	
1	Horizontal	Vertical
QP / Peak	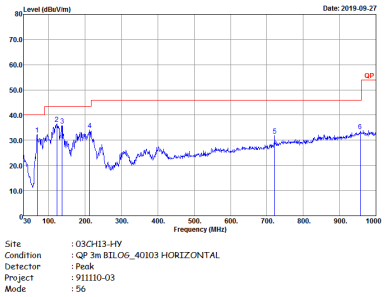	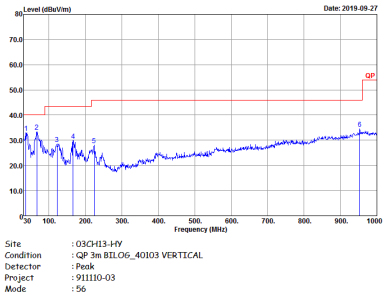

2.4GHz 2400~2483.5MHz

WIFI 802.11b (Band Edge @ 3m)

WIFI	2.4GHz 2400~2483.5MHz Band Edge @ 3m	
ANT	802.11b CH01 2412MHz	
2	Horizontal	Fundamental
Peak	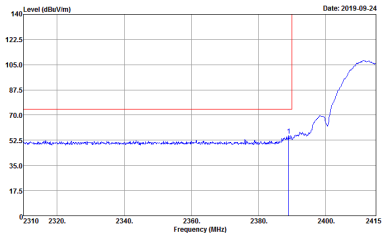 Site : 03CH13-HY Condition : PEAK_BE_74 3m HORN_9120D_1241 HORIZONTAL : RBW:1000.000KHz VBW:3000.000KHz SWT:Auto Detector : Peak Project : 911110-03 Mode : 22 Power : 20.5	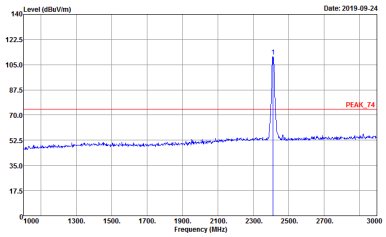 Site : 03CH13-HY Condition : PEAK_74 3m HORN_9120D_1241 HORIZONTAL : RBW:1000.000KHz VBW:3000.000KHz SWT:Auto Detector : Peak Project : 911110-03 Mode : 22 Power : 20.5
Avg.	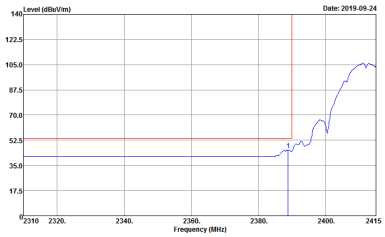 Site : 03CH13-HY Condition : AVG_BE_54 3m HORN_9120D_1241 HORIZONTAL : RBW:1000.000KHz VBW:0.010KHz SWT:Auto Detector : Peak Project : 911110-03 Mode : 22 Power : 20.5	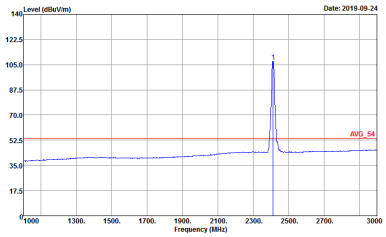 Site : 03CH13-HY Condition : AVG_54 3m HORN_9120D_1241 HORIZONTAL : RBW:1000.000KHz VBW:0.010KHz SWT:Auto Detector : Peak Project : 911110-03 Mode : 22 Power : 20.5

WIFI	2.4GHz 2400~2483.5MHz Band Edge @ 3m	
ANT	802.11b CH01 2412MHz	
2	Vertical	Fundamental
Peak	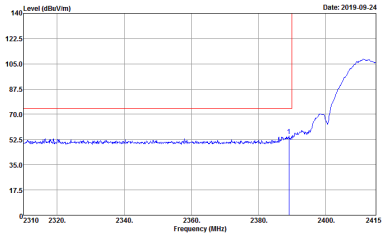 Site : 03CH13-HY Condition : PEAK_BE_74 3m HORN_9120D_1241 VERTICAL : RBW:1000.000KHz VBW:3000.000KHz SWT:Auto Detector : Peak Project : 911110-03 Mode : 22 Power : 20.5	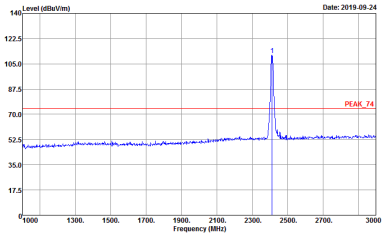 Site : 03CH13-HY Condition : PEAK_74 3m HORN_9120D_1241 VERTICAL : RBW:1000.000KHz VBW:3000.000KHz SWT:Auto Detector : Peak Project : 911110-03 Mode : 22 Power : 20.5
Avg.	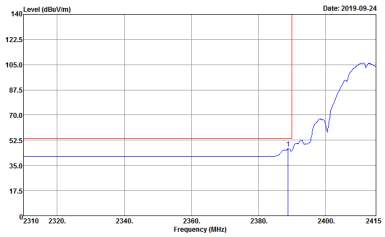 Site : 03CH13-HY Condition : AVG_BE_54 3m HORN_9120D_1241 VERTICAL : RBW:1000.000KHz VBW:0.010KHz SWT:Auto Detector : Peak Project : 911110-03 Mode : 22 Power : 20.5	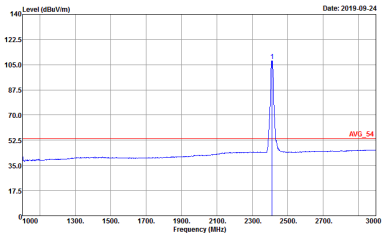 Site : 03CH13-HY Condition : AVG_54 3m HORN_9120D_1241 VERTICAL : RBW:1000.000KHz VBW:0.010KHz SWT:Auto Detector : Peak Project : 911110-03 Mode : 22 Power : 20.5

WIFI	2.4GHz 2400~2483.5MHz Band Edge @ 3m	
ANT	802.11b CH06 2437MHz - L	
2	Horizontal	Fundamental
Peak	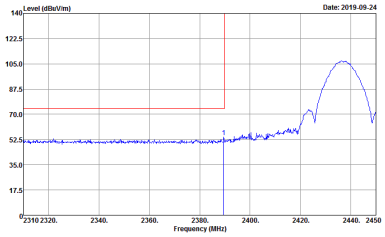 Site : 03CH13-HY Condition : PEAK_BE_74 3m HORN_9120D_1241 HORIZONTAL : RBW:1000.000KHz VBW:3000.000KHz SWT:Auto Detector : Peak Project : 911110-03 Mode : 23 Power : 21.5	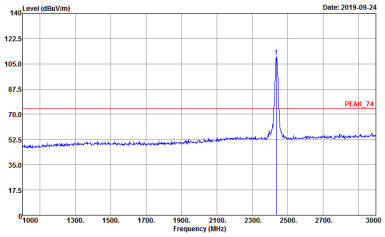 Site : 03CH13-HY Condition : PEAK_74 3m HORN_9120D_1241 HORIZONTAL : RBW:1000.000KHz VBW:3000.000KHz SWT:Auto Detector : Peak Project : 911110-03 Mode : 23 Power : 21.5
Avg.	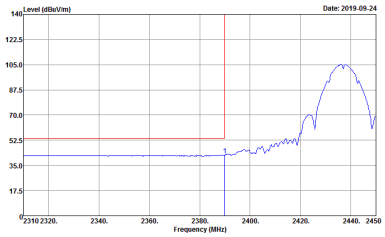 Site : 03CH13-HY Condition : AVG_BE_54 3m HORN_9120D_1241 HORIZONTAL : RBW:1000.000KHz VBW:0.010KHz SWT:Auto Detector : Peak Project : 911110-03 Mode : 23 Power : 21.5	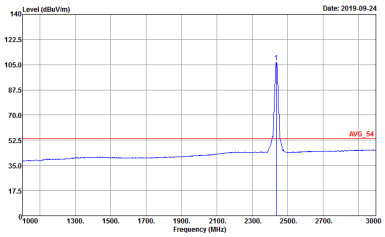 Site : 03CH13-HY Condition : AVG_54 3m HORN_9120D_1241 HORIZONTAL : RBW:1000.000KHz VBW:0.010KHz SWT:Auto Detector : Peak Project : 911110-03 Mode : 23 Power : 21.5

WIFI	2.4GHz 2400~2483.5MHz Band Edge @ 3m	
ANT	802.11b CH06 2437MHz - R	
2	Horizontal	Fundamental
Peak	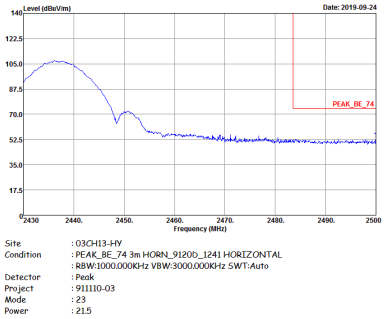	Left blank
Avg.	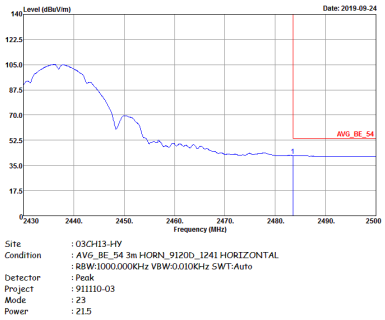	Left blank

WIFI	2.4GHz 2400~2483.5MHz Band Edge @ 3m	
ANT	802.11b CH06 2437MHz - L	
2	Vertical	Fundamental
Peak	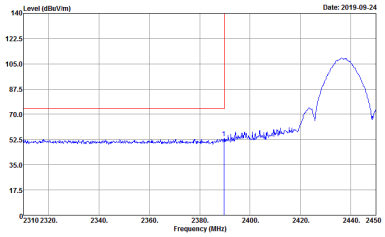 Site : 03CH13-HY Condition : PEAK_BE_74 3m HORN_9120D_1241 VERTICAL : RBW:1000.000KHz VBW:3000.000KHz SWT:Auto Detector : Peak Project : 911110-03 Mode : 23 Power : 21.5	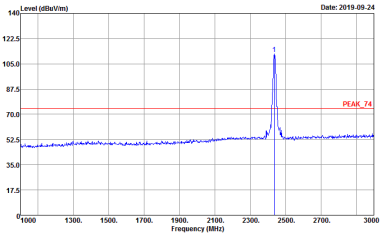 Site : 03CH13-HY Condition : PEAK_74 3m HORN_9120D_1241 VERTICAL : RBW:1000.000KHz VBW:3000.000KHz SWT:Auto Detector : Peak Project : 911110-03 Mode : 23 Power : 21.5
Avg.	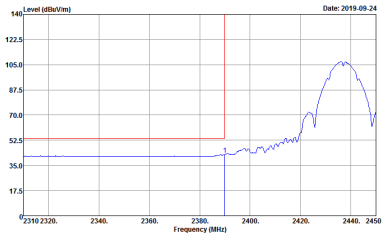 Site : 03CH13-HY Condition : AVG_BE_54 3m HORN_9120D_1241 VERTICAL : RBW:1000.000KHz VBW:0.010KHz SWT:Auto Detector : Peak Project : 911110-03 Mode : 23 Power : 21.5	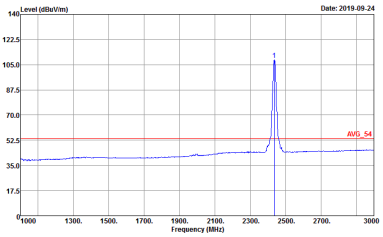 Site : 03CH13-HY Condition : AVG_54 3m HORN_9120D_1241 VERTICAL : RBW:1000.000KHz VBW:0.010KHz SWT:Auto Detector : Peak Project : 911110-03 Mode : 23 Power : 21.5

WIFI	2.4GHz 2400~2483.5MHz Band Edge @ 3m	
ANT	802.11b CH06 2437MHz - R	
2	Vertical	Fundamental
Peak	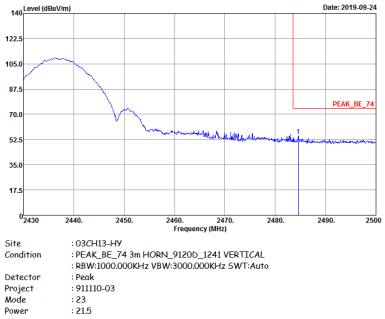	Left blank
Avg.	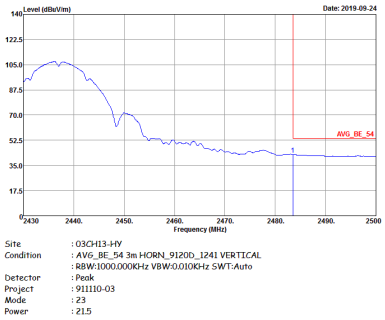	Left blank

WIFI	2.4GHz 2400~2483.5MHz Band Edge @ 3m	
ANT	802.11b CH11 2462MHz	
2	Horizontal	Fundamental
Peak	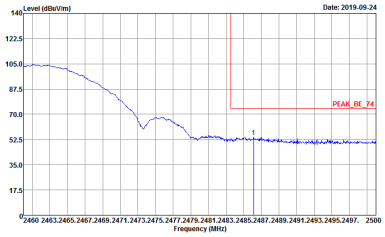 Site : 03CH13-HY Condition : PEAK_BE_74 3m HORN_9120D_1241 HORIZONTAL : RBW:1000.000KHz VBW:3000.000KHz SWT:Auto Detector : Peak Project : 911110-03 Mode : 24 Power : 20	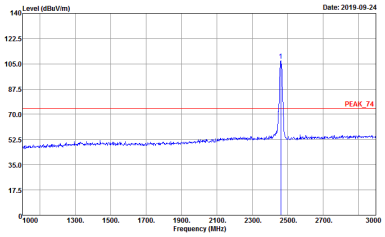 Site : 03CH13-HY Condition : PEAK_74 3m HORN_9120D_1241 HORIZONTAL : RBW:1000.000KHz VBW:3000.000KHz SWT:Auto Detector : Peak Project : 911110-03 Mode : 24 Power : 20
Avg.	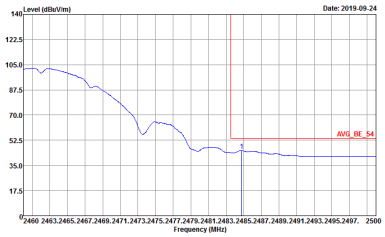 Site : 03CH13-HY Condition : AVG_BE_54 3m HORN_9120D_1241 HORIZONTAL : RBW:1000.000KHz VBW:0.010KHz SWT:Auto Detector : Peak Project : 911110-03 Mode : 24 Power : 20	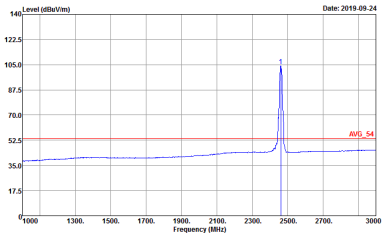 Site : 03CH13-HY Condition : AVG_54 3m HORN_9120D_1241 HORIZONTAL : RBW:1000.000KHz VBW:0.010KHz SWT:Auto Detector : Peak Project : 911110-03 Mode : 24 Power : 20

WIFI	2.4GHz 2400~2483.5MHz Band Edge @ 3m	
ANT	802.11b CH11 2462MHz	
2	Vertical	Fundamental
Peak	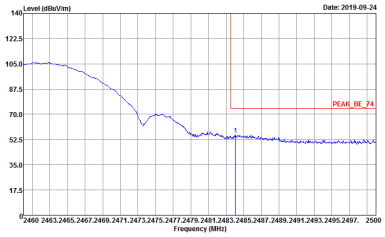 Site : 03CH13-HY Condition : PEAK_BE_74 3m HORN_9120D_1241 VERTICAL : RBW:1000.000KHz VBW:3000.000KHz SWT:Auto Detector : Peak Project : 911110-03 Mode : 24 Power : 20	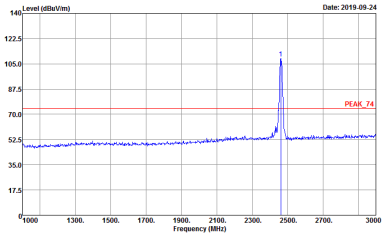 Site : 03CH13-HY Condition : PEAK_74 3m HORN_9120D_1241 VERTICAL : RBW:1000.000KHz VBW:3000.000KHz SWT:Auto Detector : Peak Project : 911110-03 Mode : 24 Power : 20
Avg.	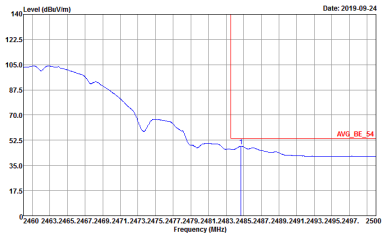 Site : 03CH13-HY Condition : AVG_BE_54 3m HORN_9120D_1241 VERTICAL : RBW:1000.000KHz VBW:0.010KHz SWT:Auto Detector : Peak Project : 911110-03 Mode : 24 Power : 20	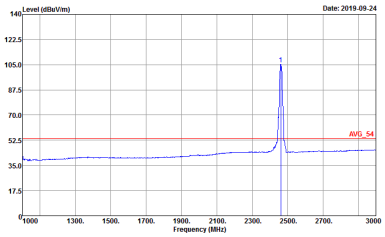 Site : 03CH13-HY Condition : AVG_54 3m HORN_9120D_1241 VERTICAL : RBW:1000.000KHz VBW:0.010KHz SWT:Auto Detector : Peak Project : 911110-03 Mode : 24 Power : 20

2.4GHz 2400~2483.5MHz

WIFI 802.11g (Band Edge @ 3m)

WIFI	2.4GHz 2400~2483.5MHz Band Edge @ 3m	
ANT	802.11g CH01 2412MHz	
2	Horizontal	Fundamental
Peak	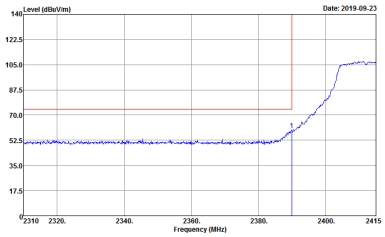 Site : 03CH13-HY Condition : PEAK_BE_74 3m HORN_9120D_1241 HORIZONTAL : RBW:1000.000KHz VBW:3000.000KHz SWT:Auto Detector : Peak Project : 911110-03 Mode : 25 Power : 17.5	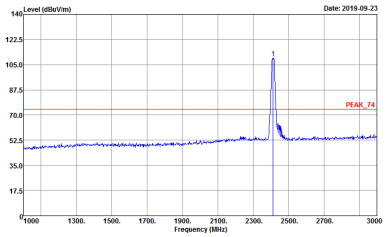 Site : 03CH13-HY Condition : PEAK_74 3m HORN_9120D_1241 HORIZONTAL : RBW:1000.000KHz VBW:3000.000KHz SWT:Auto Detector : Peak Project : 911110-03 Mode : 25 Power : 17.5
Avg.	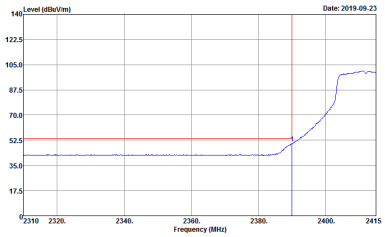 Site : 03CH13-HY Condition : AVG_BE_54 3m HORN_9120D_1241 HORIZONTAL : RBW:1000.000KHz VBW:1.000KHz SWT:Auto Detector : Peak Project : 911110-03 Mode : 25 Power : 17.5	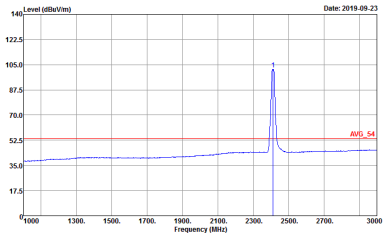 Site : 03CH13-HY Condition : AVG_54 3m HORN_9120D_1241 HORIZONTAL : RBW:1000.000KHz VBW:1.000KHz SWT:Auto Detector : Peak Project : 911110-03 Mode : 25 Power : 17.5

WIFI	2.4GHz 2400~2483.5MHz Band Edge @ 3m	
ANT	802.11g CH01 2412MHz	
2	Vertical	Fundamental
Peak	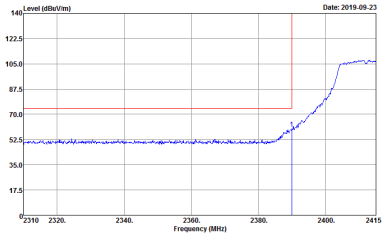 Site : 03CH13-HY Condition : PEAK_BE_74 3m HORN_9120D_1241 VERTICAL : RBW:1000.000KHz VBW:3000.000KHz SWT:Auto Detector : Peak Project : 911110-03 Mode : 25 Power : 17.5	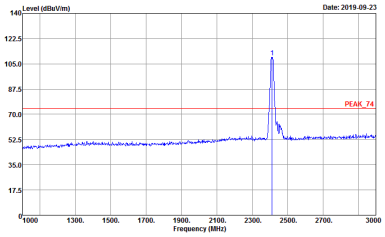 Site : 03CH13-HY Condition : PEAK_74 3m HORN_9120D_1241 VERTICAL : RBW:1000.000KHz VBW:3000.000KHz SWT:Auto Detector : Peak Project : 911110-03 Mode : 25 Power : 17.5
Avg.	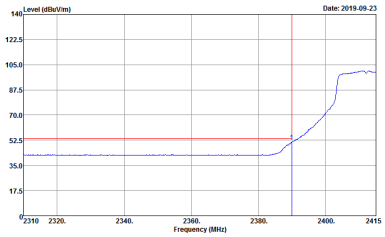 Site : 03CH13-HY Condition : AVG_BE_54 3m HORN_9120D_1241 VERTICAL : RBW:1000.000KHz VBW:1.000KHz SWT:Auto Detector : Peak Project : 911110-03 Mode : 25 Power : 17.5	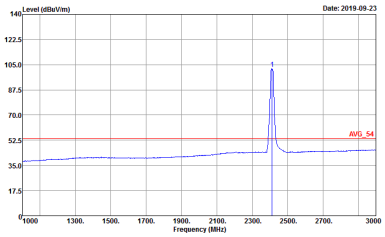 Site : 03CH13-HY Condition : AVG_54 3m HORN_9120D_1241 VERTICAL : RBW:1000.000KHz VBW:1.000KHz SWT:Auto Detector : Peak Project : 911110-03 Mode : 25 Power : 17.5

WIFI	2.4GHz 2400~2483.5MHz Band Edge @ 3m	
ANT	802.11g CH06 2437MHz - L	
2	Horizontal	Fundamental
Peak	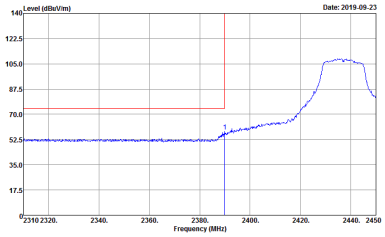 Site : 03CH13-HY Condition : PEAK_BE_74 3m HORN_9120D_1241 HORIZONTAL : RBW:1000.000KHz VBW:3000.000KHz SWT:Auto Detector : Peak Project : 911110-03 Mode : 26 Power : 18.5	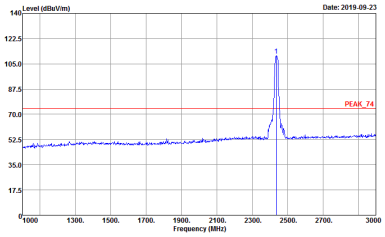 Site : 03CH13-HY Condition : PEAK_74 3m HORN_9120D_1241 HORIZONTAL : RBW:1000.000KHz VBW:3000.000KHz SWT:Auto Detector : Peak Project : 911110-03 Mode : 26 Power : 18.5
Avg.	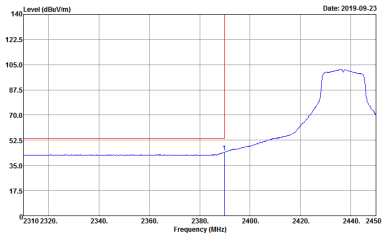 Site : 03CH13-HY Condition : AVG_BE_54 3m HORN_9120D_1241 HORIZONTAL : RBW:1000.000KHz VBW:1.000KHz SWT:Auto Detector : Peak Project : 911110-03 Mode : 26 Power : 18.5	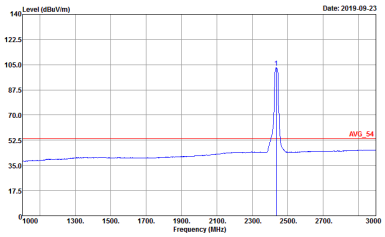 Site : 03CH13-HY Condition : AVG_54 3m HORN_9120D_1241 HORIZONTAL : RBW:1000.000KHz VBW:1.000KHz SWT:Auto Detector : Peak Project : 911110-03 Mode : 26 Power : 18.5

WIFI	2.4GHz 2400~2483.5MHz Band Edge @ 3m	
ANT	802.11g CH06 2437MHz - R	
2	Horizontal	Fundamental
Peak	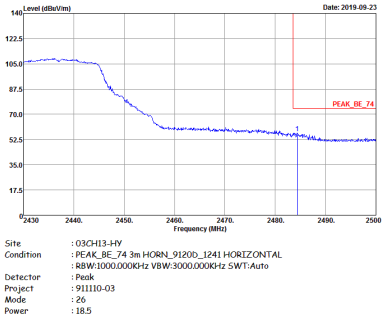	Left blank
Avg.	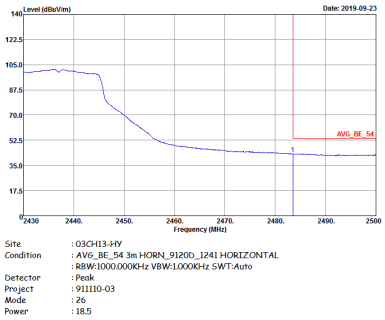	Left blank

WIFI	2.4GHz 2400~2483.5MHz Band Edge @ 3m	
ANT	802.11g CH06 2437MHz - L	
2	Vertical	Fundamental
Peak	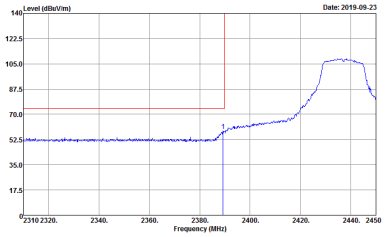 Site : 03CH13-HY Condition : PEAK_BE_74 3m HORN_9120D_1241 VERTICAL : RBW:1000.000KHz VBW:3000.000KHz SWT:Auto Detector : Peak Project : 911110-03 Mode : 26 Power : 18.5	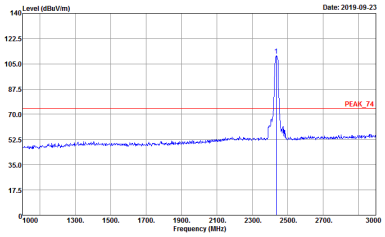 Site : 03CH13-HY Condition : PEAK_74 3m HORN_9120D_1241 VERTICAL : RBW:1000.000KHz VBW:3000.000KHz SWT:Auto Detector : Peak Project : 911110-03 Mode : 26 Power : 18.5
Avg.	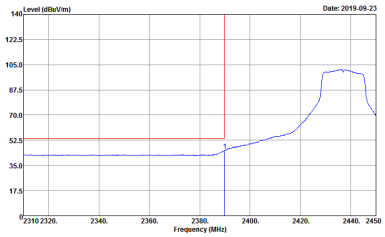 Site : 03CH13-HY Condition : AVG_BE_54 3m HORN_9120D_1241 VERTICAL : RBW:1000.000KHz VBW:1.000KHz SWT:Auto Detector : Peak Project : 911110-03 Mode : 26 Power : 18.5	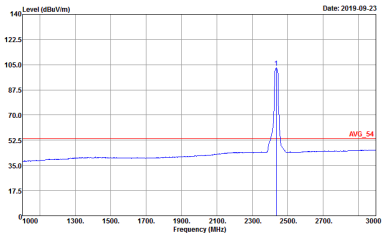 Site : 03CH13-HY Condition : AVG_54 3m HORN_9120D_1241 VERTICAL : RBW:1000.000KHz VBW:1.000KHz SWT:Auto Detector : Peak Project : 911110-03 Mode : 26 Power : 18.5

WIFI	2.4GHz 2400~2483.5MHz Band Edge @ 3m	
ANT	802.11g CH06 2437MHz - R	
2	Vertical	Fundamental
Peak	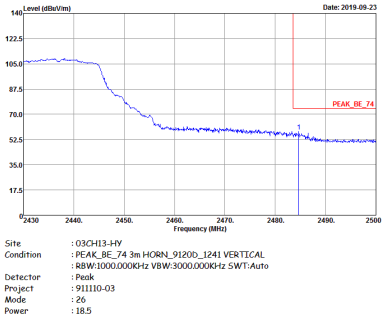	Left Blank
Avg.	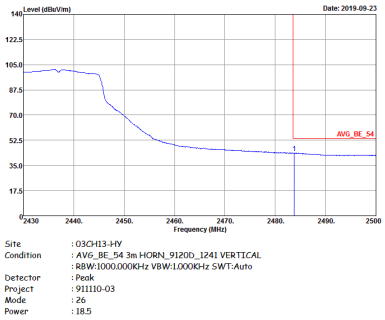	Left Blank

WIFI	2.4GHz 2400~2483.5MHz Band Edge @ 3m	
ANT	802.11g CH11 2462MHz	
2	Horizontal	Fundamental
Peak	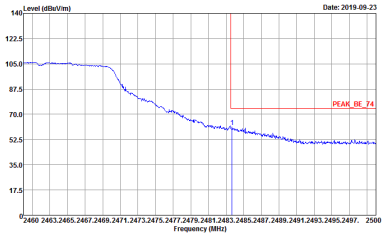 Site : 03CH13-HY Condition : PEAK_BE_74 3m HORN_9120D_1241 HORIZONTAL : RBW:1000.000KHz VBW:3000.000KHz SWT:Auto Detector : Peak Project : 911110-03 Mode : 27 Power : 17	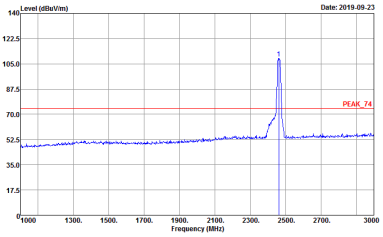 Site : 03CH13-HY Condition : PEAK_74 3m HORN_9120D_1241 HORIZONTAL : RBW:1000.000KHz VBW:3000.000KHz SWT:Auto Detector : Peak Project : 911110-03 Mode : 27 Power : 17
Avg.	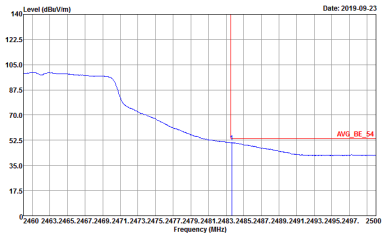 Site : 03CH13-HY Condition : AVG_BE_54 3m HORN_9120D_1241 HORIZONTAL : RBW:1000.000KHz VBW:1.000KHz SWT:Auto Detector : Peak Project : 911110-03 Mode : 27 Power : 17	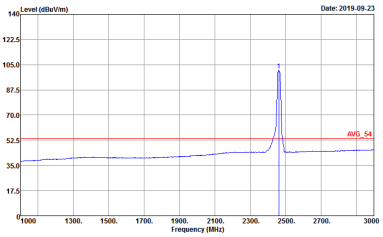 Site : 03CH13-HY Condition : AVG_54 3m HORN_9120D_1241 HORIZONTAL : RBW:1000.000KHz VBW:1.000KHz SWT:Auto Detector : Peak Project : 911110-03 Mode : 27 Power : 17

WIFI	2.4GHz 2400~2483.5MHz Band Edge @ 3m	
ANT	802.11g CH11 2462MHz	
2	Vertical	Fundamental
Peak	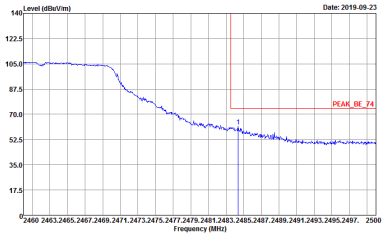 Site : 03CH13-HY Condition : PEAK_BE_74 3m HORN_9120D_1241 VERTICAL : RBW:1000.000KHz VBW:3000.000KHz SWT:Auto Detector : Peak Project : 911110-03 Mode : 27 Power : 17	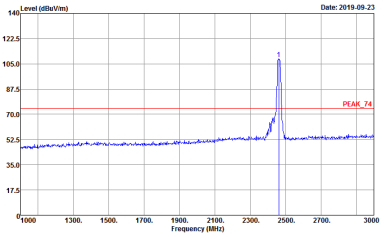 Site : 03CH13-HY Condition : PEAK_74 3m HORN_9120D_1241 VERTICAL : RBW:1000.000KHz VBW:3000.000KHz SWT:Auto Detector : Peak Project : 911110-03 Mode : 27 Power : 17
Avg.	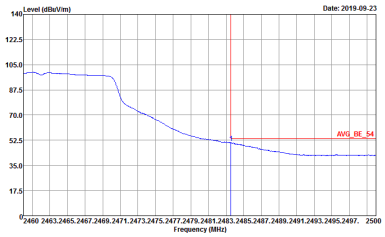 Site : 03CH13-HY Condition : AVG_BE_54 3m HORN_9120D_1241 VERTICAL : RBW:1000.000KHz VBW:1.000KHz SWT:Auto Detector : Peak Project : 911110-03 Mode : 27 Power : 17	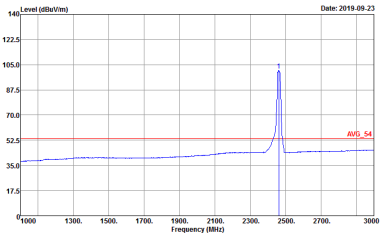 Site : 03CH13-HY Condition : AVG_54 3m HORN_9120D_1241 VERTICAL : RBW:1000.000KHz VBW:1.000KHz SWT:Auto Detector : Peak Project : 911110-03 Mode : 27 Power : 17

2.4GHz 2400~2483.5MHz

WIFI 802.11n HT20 (Band Edge @ 3m)

WIFI	2.4GHz 2400~2483.5MHz Band Edge @ 3m	
ANT	802.11n HT20 CH01 2412MHz	
2	Horizontal	Fundamental
Peak	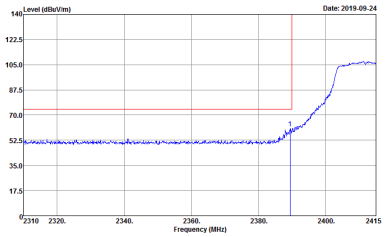 Site : 03CH13-HY Condition : PEAK_BE_74 3m HORN_9120D_1241 HORIZONTAL : RBW:1000.000KHz VBW:3000.000KHz SWT:Auto Detector : Peak Project : 911110-03 Mode : 28 Power : 17	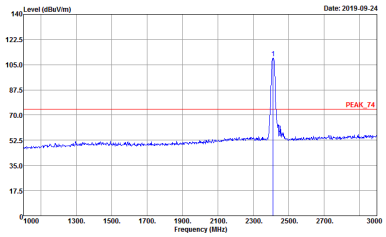 Site : 03CH13-HY Condition : PEAK_74 3m HORN_9120D_1241 HORIZONTAL : RBW:1000.000KHz VBW:3000.000KHz SWT:Auto Detector : Peak Project : 911110-03 Mode : 28 Power : 17
Avg.	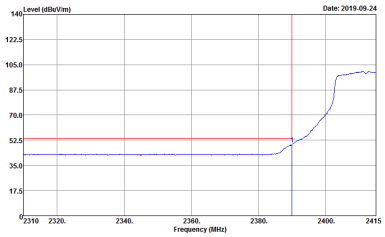 Site : 03CH13-HY Condition : AVG_BE_54 3m HORN_9120D_1241 HORIZONTAL : RBW:1000.000KHz VBW:1.000KHz SWT:Auto Detector : Peak Project : 911110-03 Mode : 28 Power : 17	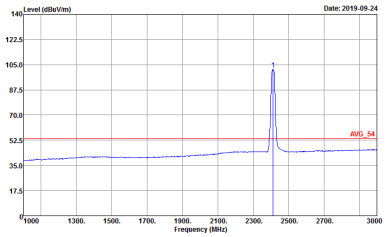 Site : 03CH13-HY Condition : AVG_54 3m HORN_9120D_1241 HORIZONTAL : RBW:1000.000KHz VBW:1.000KHz SWT:Auto Detector : Peak Project : 911110-03 Mode : 28 Power : 17

WIFI	2.4GHz 2400~2483.5MHz Band Edge @ 3m	
ANT	802.11n HT20 CH01 2412MHz	
2	Vertical	Fundamental
Peak	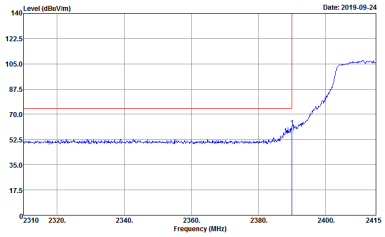 Site : 03CH13-HY Condition : PEAK_BE_74 3m HORN_9120D_1241 VERTICAL : RBW:1000.000KHz VBW:3000.000KHz SWT:Auto Detector : Peak Project : 911110-03 Mode : 28 Power : 17	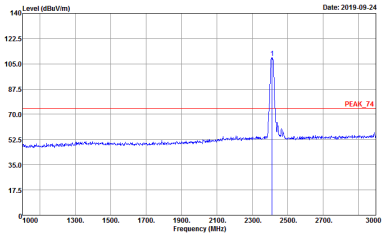 Site : 03CH13-HY Condition : PEAK_74 3m HORN_9120D_1241 VERTICAL : RBW:1000.000KHz VBW:3000.000KHz SWT:Auto Detector : Peak Project : 911110-03 Mode : 28 Power : 17
Avg.	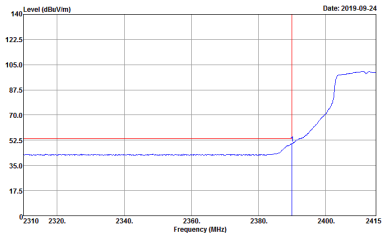 Site : 03CH13-HY Condition : AVG_BE_54 3m HORN_9120D_1241 VERTICAL : RBW:1000.000KHz VBW:1.000KHz SWT:Auto Detector : Peak Project : 911110-03 Mode : 28 Power : 17	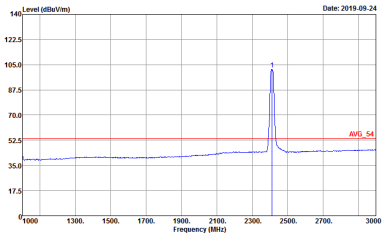 Site : 03CH13-HY Condition : AVG_54 3m HORN_9120D_1241 VERTICAL : RBW:1000.000KHz VBW:1.000KHz SWT:Auto Detector : Peak Project : 911110-03 Mode : 28 Power : 17

WIFI	2.4GHz 2400~2483.5MHz Band Edge @ 3m	
ANT	802.11n HT20 CH06 2437MHz - L	
2	Horizontal	Fundamental
Peak	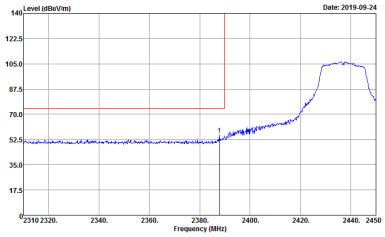 Site : 03CH13-HY Condition : PEAK_BE_74 3m HORN_9120D_1241 HORIZONTAL : RBW:1000.000KHz VBW:3000.000KHz SWT:Auto Detector : Peak Project : 911110-03 Mode : 29 Power : 18.5	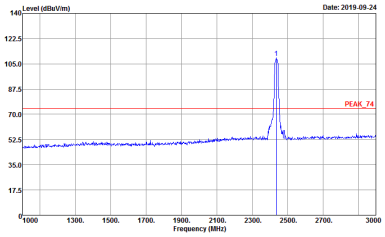 Site : 03CH13-HY Condition : PEAK_74 3m HORN_9120D_1241 HORIZONTAL : RBW:1000.000KHz VBW:3000.000KHz SWT:Auto Detector : Peak Project : 911110-03 Mode : 29 Power : 18.5
Avg.	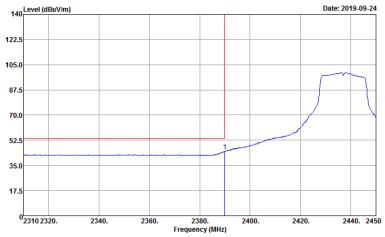 Site : 03CH13-HY Condition : AVG_BE_54 3m HORN_9120D_1241 HORIZONTAL : RBW:1000.000KHz VBW:1.000KHz SWT:Auto Detector : Peak Project : 911110-03 Mode : 29 Power : 18.5	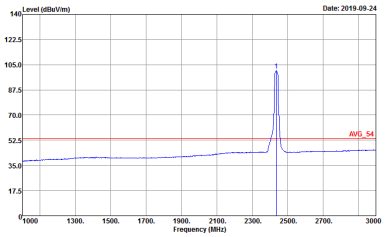 Site : 03CH13-HY Condition : AVG_54 3m HORN_9120D_1241 HORIZONTAL : RBW:1000.000KHz VBW:1.000KHz SWT:Auto Detector : Peak Project : 911110-03 Mode : 29 Power : 18.5

WIFI	2.4GHz 2400~2483.5MHz Band Edge @ 3m	
ANT	802.11n HT20 CH06 2437MHz - R	
2	Horizontal	Fundamental
Peak	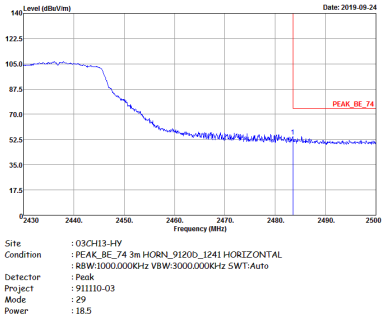	Left blank
Avg.	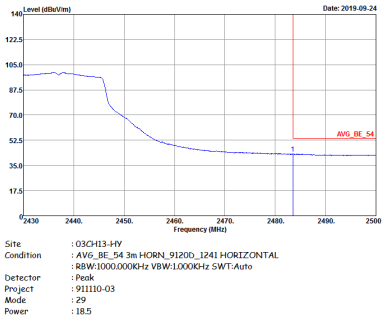	Left blank

WIFI	2.4GHz 2400~2483.5MHz Band Edge @ 3m	
ANT	802.11n HT20 CH06 2437MHz - L	
2	Vertical	Fundamental
Peak	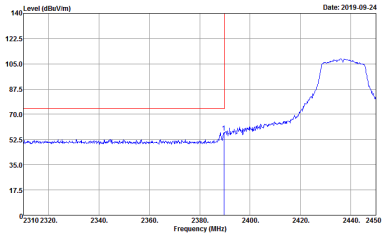 Site : 03CH13-HY Condition : PEAK_BE_74 3m HORN_9120D_1241 VERTICAL : RBW:1000.000KHz VBW:3000.000KHz SWT:Auto Detector : Peak Project : 911110-03 Mode : 29 Power : 18.5	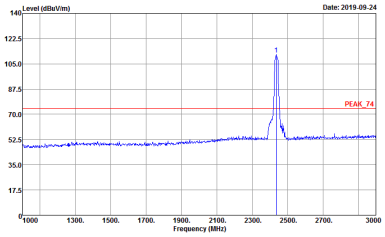 Site : 03CH13-HY Condition : PEAK_74 3m HORN_9120D_1241 VERTICAL : RBW:1000.000KHz VBW:3000.000KHz SWT:Auto Detector : Peak Project : 911110-03 Mode : 29 Power : 18.5
Avg.	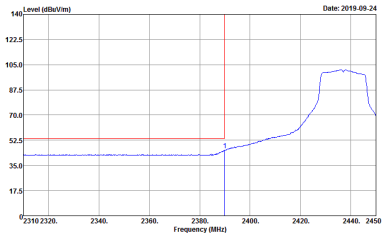 Site : 03CH13-HY Condition : AVG_BE_54 3m HORN_9120D_1241 VERTICAL : RBW:1000.000KHz VBW:1.000KHz SWT:Auto Detector : Peak Project : 911110-03 Mode : 29 Power : 18.5	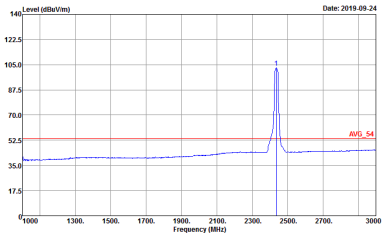 Site : 03CH13-HY Condition : AVG_54 3m HORN_9120D_1241 VERTICAL : RBW:1000.000KHz VBW:1.000KHz SWT:Auto Detector : Peak Project : 911110-03 Mode : 29 Power : 18.5

WIFI	2.4GHz 2400~2483.5MHz Band Edge @ 3m	
ANT	802.11n HT20 CH06 2437MHz - R	
2	Vertical	Fundamental
Peak	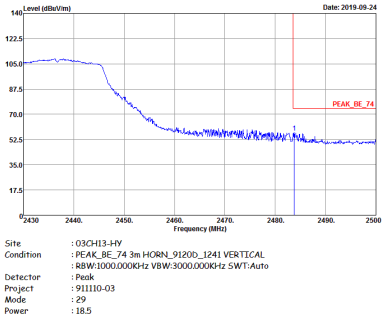	Left Blank
Avg.	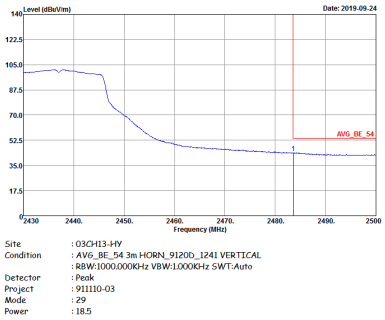	Left Blank

WIFI	2.4GHz 2400~2483.5MHz Band Edge @ 3m	
ANT	802.11n HT20 CH11 2462MHz	
2	Horizontal	Fundamental
Peak	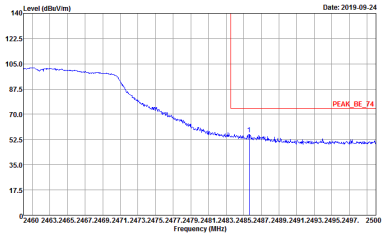 Site : 03CH13-HY Condition : PEAK_BE_74 3m HORN_9120D_1241 HORIZONTAL : RBW:1000.000KHz VBW:3000.000KHz SWT:Auto Detector : Peak Project : 911110-03 Mode : 30 Power : 16	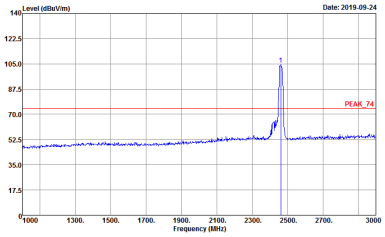 Site : 03CH13-HY Condition : PEAK_74 3m HORN_9120D_1241 HORIZONTAL : RBW:1000.000KHz VBW:3000.000KHz SWT:Auto Detector : Peak Project : 911110-03 Mode : 30 Power : 16
Avg.	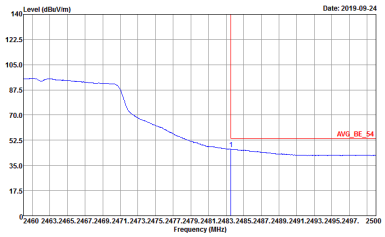 Site : 03CH13-HY Condition : AVG_BE_54 3m HORN_9120D_1241 HORIZONTAL : RBW:1000.000KHz VBW:1.000KHz SWT:Auto Detector : Peak Project : 911110-03 Mode : 30 Power : 16	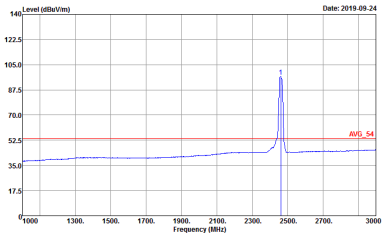 Site : 03CH13-HY Condition : AVG_54 3m HORN_9120D_1241 HORIZONTAL : RBW:1000.000KHz VBW:1.000KHz SWT:Auto Detector : Peak Project : 911110-03 Mode : 30 Power : 16

WIFI	2.4GHz 2400~2483.5MHz Fundamental @ 3m	
ANT	802.11n HT20 CH11 2462MHz	
2	Vertical	Fundamental
Peak	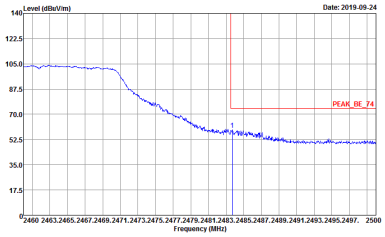 Site : 03CH13-HY Condition : PEAK_BE_74 3m HORN_9120D_1241 VERTICAL : RBW:1000.000KHz VBW:3000.000KHz SWT:Auto Detector : Peak Project : 911110-03 Mode : 30 Power : 16	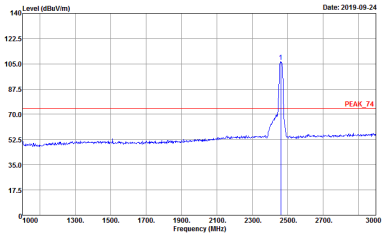 Site : 03CH13-HY Condition : PEAK_74 3m HORN_9120D_1241 VERTICAL : RBW:1000.000KHz VBW:3000.000KHz SWT:Auto Detector : Peak Project : 911110-03 Mode : 30 Power : 16
Avg.	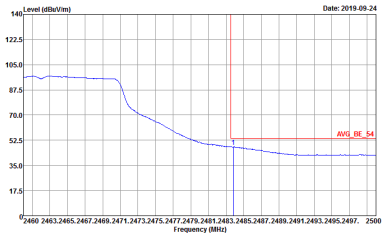 Site : 03CH13-HY Condition : AVG_BE_54 3m HORN_9120D_1241 VERTICAL : RBW:1000.000KHz VBW:1.000KHz SWT:Auto Detector : Peak Project : 911110-03 Mode : 30 Power : 16	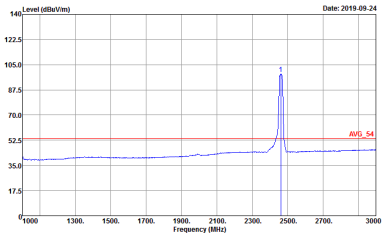 Site : 03CH13-HY Condition : AVG_54 3m HORN_9120D_1241 VERTICAL : RBW:1000.000KHz VBW:1.000KHz SWT:Auto Detector : Peak Project : 911110-03 Mode : 30 Power : 16

2.4GHz 2400~2483.5MHz

WIFI 802.11n HT40 (Band Edge @ 3m)

WIFI	2.4GHz 2400~2483.5MHz Band Edge @ 3m	
ANT	802.11n HT40 CH03 2422MHz - L	
2	Horizontal	Fundamental
Peak	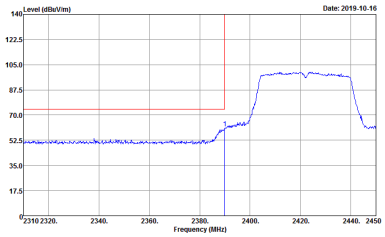 Site : 03CH13-HY Condition : PEAK_BE_74 3m HORN_9120D_1241 HORIZONTAL : RBW:1000.000KHz VBW:3000.000KHz SWT:Auto Detector : Peak Project : 911110-03 Mode : 31 Power : 15	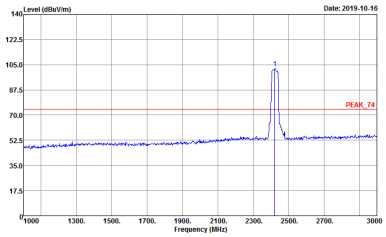 Site : 03CH13-HY Condition : PEAK_74 3m HORN_9120D_1241 HORIZONTAL : RBW:1000.000KHz VBW:3000.000KHz SWT:Auto Detector : Peak Project : 911110-03 Mode : 31 Power : 15
Avg.	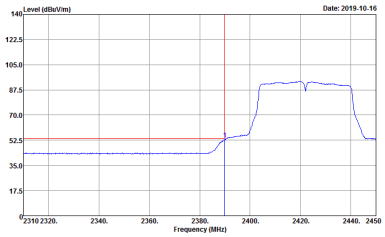 Site : 03CH13-HY Condition : AVG_BE_54 3m HORN_9120D_1241 HORIZONTAL : RBW:1000.000KHz VBW:3.000KHz SWT:Auto Detector : Peak Project : 911110-03 Mode : 31 Power : 15	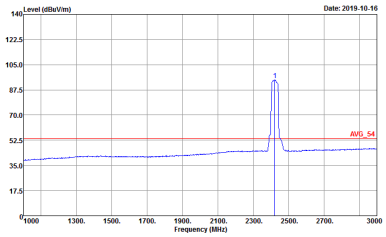 Site : 03CH13-HY Condition : AVG_54 3m HORN_9120D_1241 HORIZONTAL : RBW:1000.000KHz VBW:3.000KHz SWT:Auto Detector : Peak Project : 911110-03 Mode : 31 Power : 15

WIFI	2.4GHz 2400~2483.5MHz Band Edge @ 3m	
ANT	802.11n HT40 CH03 2422MHz - R	
2	Horizontal	Fundamental
Peak	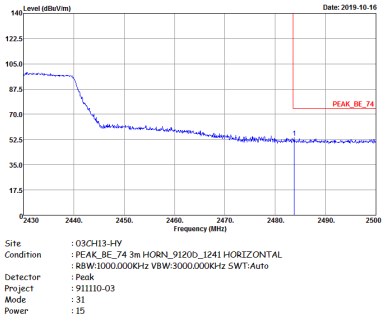	Left Blank
Avg.	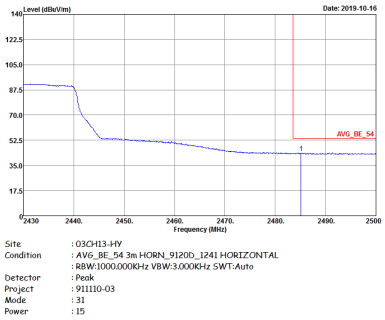	Left Blank

WIFI	2.4GHz 2400~2483.5MHz Band Edge @ 3m	
ANT	802.11n HT40 CH03 2422MHz - L	
2	Vertical	Fundamental
Peak	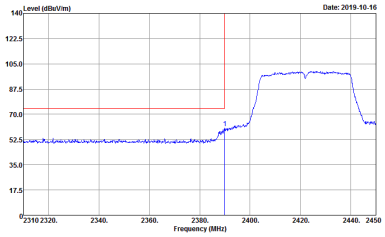 Site : 03CH13-HY Condition : PEAK_BE_74 3m HORN_9120D_1241 VERTICAL : RBW:1000.000KHz VBW:3000.000KHz SWT:Auto Detector : Peak Project : 911110-03 Mode : 31 Power : 15	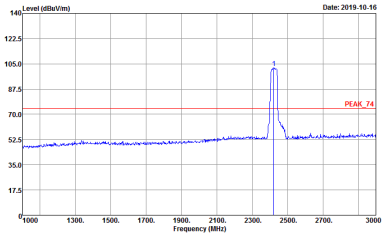 Site : 03CH13-HY Condition : PEAK_74 3m HORN_9120D_1241 VERTICAL : RBW:1000.000KHz VBW:3000.000KHz SWT:Auto Detector : Peak Project : 911110-03 Mode : 31 Power : 15
Avg.	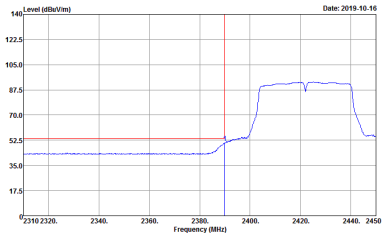 Site : 03CH13-HY Condition : AVG_BE_54 3m HORN_9120D_1241 VERTICAL : RBW:1000.000KHz VBW:3.000KHz SWT:Auto Detector : Peak Project : 911110-03 Mode : 31 Power : 15	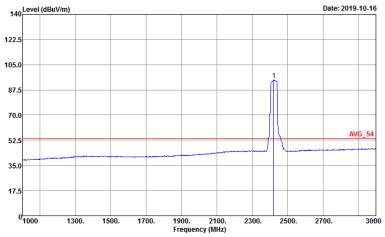 Site : 03CH13-HY Condition : AVG_54 3m HORN_9120D_1241 VERTICAL : RBW:1000.000KHz VBW:3.000KHz SWT:Auto Detector : Peak Project : 911110-03 Mode : 31 Power : 15

WIFI	2.4GHz 2400~2483.5MHz Band Edge @ 3m	
ANT	802.11n HT40 CH03 2422MHz - R	
2	Vertical	Fundamental
Peak	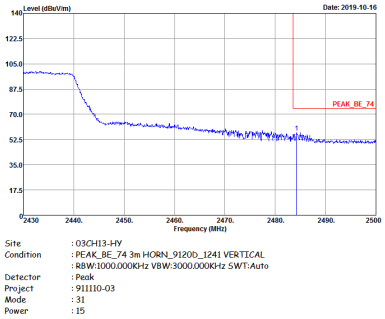	Left blank
Avg.	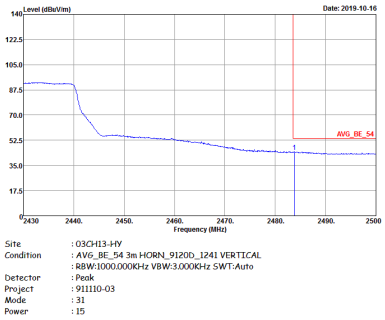	Left blank

WIFI	2.4GHz 2400~2483.5MHz Band Edge @ 3m	
ANT	802.11n HT40 CH06 2437MHz - L	
2	Horizontal	Fundamental
Peak	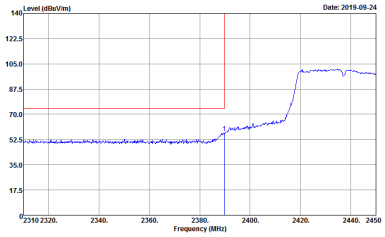 Site : 03CH13-HY Condition : PEAK_BE_74 3m HORN_9120D_1241 HORIZONTAL : RBW:1000.000KHz VBW:3000.000KHz SWT:Auto Detector : Peak Project : 911110-03 Mode : 32 Power : 15.5	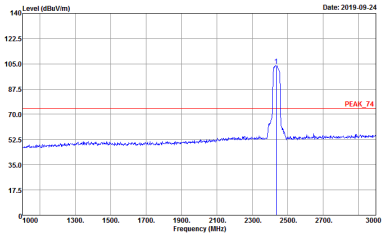 Site : 03CH13-HY Condition : PEAK_74 3m HORN_9120D_1241 HORIZONTAL : RBW:1000.000KHz VBW:3000.000KHz SWT:Auto Detector : Peak Project : 911110-03 Mode : 32 Power : 15.5
Avg.	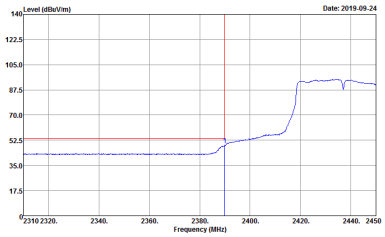 Site : 03CH13-HY Condition : AVG_BE_54 3m HORN_9120D_1241 HORIZONTAL : RBW:1000.000KHz VBW:3.000KHz SWT:Auto Detector : Peak Project : 911110-03 Mode : 32 Power : 15.5	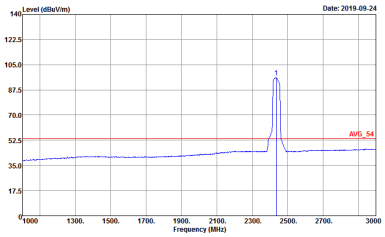 Site : 03CH13-HY Condition : AVG_54 3m HORN_9120D_1241 HORIZONTAL : RBW:1000.000KHz VBW:3.000KHz SWT:Auto Detector : Peak Project : 911110-03 Mode : 32 Power : 15.5

WIFI	2.4GHz 2400~2483.5MHz Band Edge @ 3m	
ANT	802.11n HT40 CH06 2437MHz - R	
2	Horizontal	Fundamental
Peak	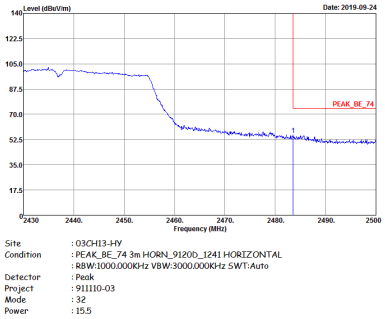	Left blank
Avg.	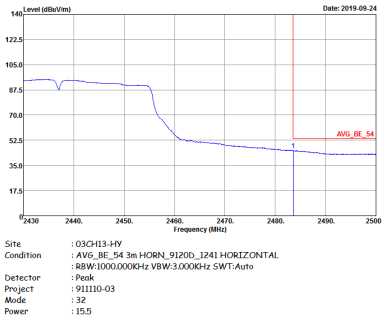	Left blank

WIFI	2.4GHz 2400~2483.5MHz Band Edge @ 3m	
ANT	802.11n HT40 CH06 2437MHz - L	
2	Vertical	Fundamental
Peak	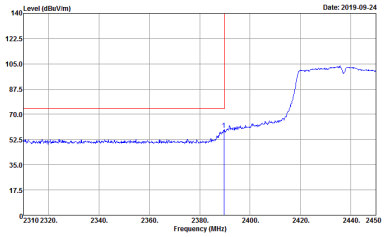 Site : 03CH13-HY Condition : PEAK_BE_74 3m HORN_9120D_1241 VERTICAL : RBW:1000.000KHz VBW:3000.000KHz SWT:Auto Detector : Peak Project : 911110-03 Mode : 32 Power : 15.5	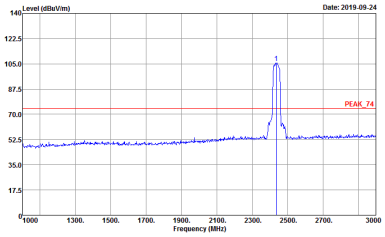 Site : 03CH13-HY Condition : PEAK_74 3m HORN_9120D_1241 VERTICAL : RBW:1000.000KHz VBW:3000.000KHz SWT:Auto Detector : Peak Project : 911110-03 Mode : 32 Power : 15.5
Avg.	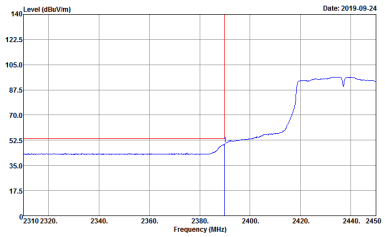 Site : 03CH13-HY Condition : AVG_BE_54 3m HORN_9120D_1241 VERTICAL : RBW:1000.000KHz VBW:3.000KHz SWT:Auto Detector : Peak Project : 911110-03 Mode : 32 Power : 15.5	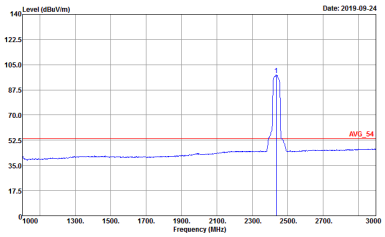 Site : 03CH13-HY Condition : AVG_54 3m HORN_9120D_1241 VERTICAL : RBW:1000.000KHz VBW:3.000KHz SWT:Auto Detector : Peak Project : 911110-03 Mode : 32 Power : 15.5

WIFI	2.4GHz 2400~2483.5MHz Band Edge @ 3m	
ANT	802.11n HT40 CH06 2437MHz - R	
2	Horizontal	Fundamental
Peak	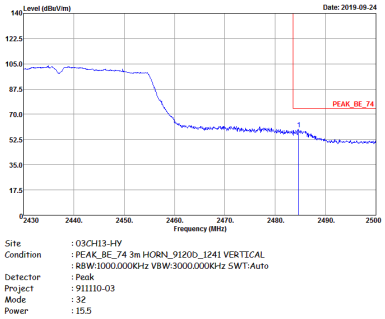	Left blank
Avg.	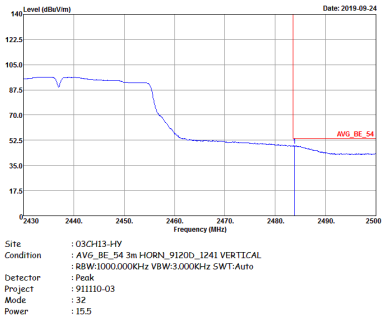	Left blank

WIFI	2.4GHz 2400~2483.5MHz Band Edge @ 3m	
ANT	802.11n HT40 CH09 2452MHz - L	
2	Horizontal	Fundamental
Peak	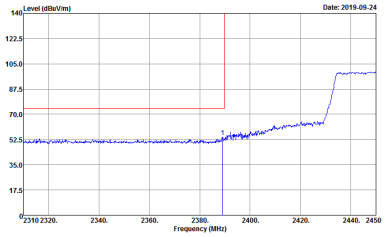 Site : 03CH13-HY Condition : PEAK_BE_74 3m HORN_9120D_1241 HORIZONTAL : RBW:1000.000KHz VBW:3000.000KHz SWT:Auto Detector : Peak Project : 911110-03 Mode : 33 Power : 14.5	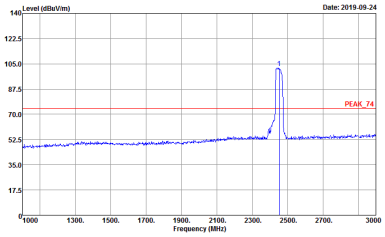 Site : 03CH13-HY Condition : PEAK_74 3m HORN_9120D_1241 HORIZONTAL : RBW:1000.000KHz VBW:3000.000KHz SWT:Auto Detector : Peak Project : 911110-03 Mode : 33 Power : 14.5
Avg.	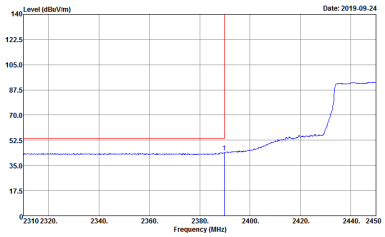 Site : 03CH13-HY Condition : AVG_BE_54 3m HORN_9120D_1241 HORIZONTAL : RBW:1000.000KHz VBW:3.000KHz SWT:Auto Detector : Peak Project : 911110-03 Mode : 33 Power : 14.5	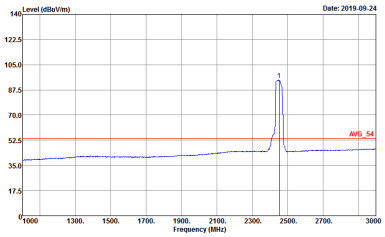 Site : 03CH13-HY Condition : AVG_54 3m HORN_9120D_1241 HORIZONTAL : RBW:1000.000KHz VBW:3.000KHz SWT:Auto Detector : Peak Project : 911110-03 Mode : 33 Power : 14.5

WIFI	2.4GHz 2400~2483.5MHz Band Edge @ 3m	
ANT	802.11n HT40 CH09 2452MHz - R	
2	Horizontal	Fundamental
Peak	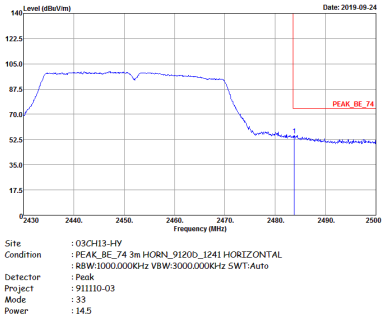	Left blank
Avg.	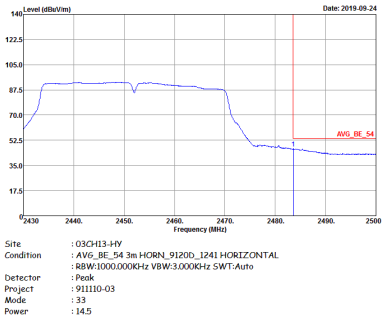	Left blank

WIFI	2.4GHz 2400~2483.5MHz Band Edge @ 3m	
ANT	802.11n HT40 CH09 2452MHz - L	
2	Vertical	Fundamental
Peak	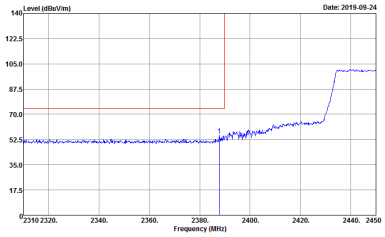 Site : 03CH13-HY Condition : PEAK_BE_74 3m HORN_9120D_1241 VERTICAL : RBW:1000.000KHz VBW:3000.000KHz SWT:Auto Detector : Peak Project : 911110-03 Mode : 33 Power : 14.5	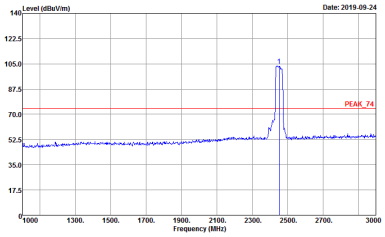 Site : 03CH13-HY Condition : PEAK_74 3m HORN_9120D_1241 VERTICAL : RBW:1000.000KHz VBW:3000.000KHz SWT:Auto Detector : Peak Project : 911110-03 Mode : 33 Power : 14.5
Avg.	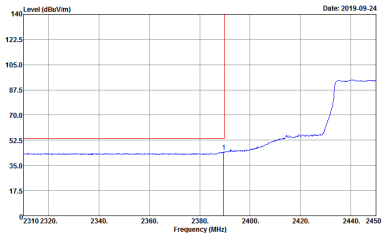 Site : 03CH13-HY Condition : AVG_BE_54 3m HORN_9120D_1241 VERTICAL : RBW:1000.000KHz VBW:3.000KHz SWT:Auto Detector : Peak Project : 911110-03 Mode : 33 Power : 14.5	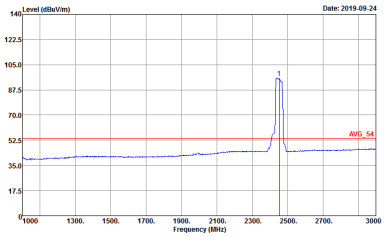 Site : 03CH13-HY Condition : AVG_54 3m HORN_9120D_1241 VERTICAL : RBW:1000.000KHz VBW:3.000KHz SWT:Auto Detector : Peak Project : 911110-03 Mode : 33 Power : 14.5

WIFI	2.4GHz 2400~2483.5MHz Band Edge @ 3m	
ANT	802.11n HT40 CH09 2452MHz - R	
2	Vertical	Fundamental
Peak	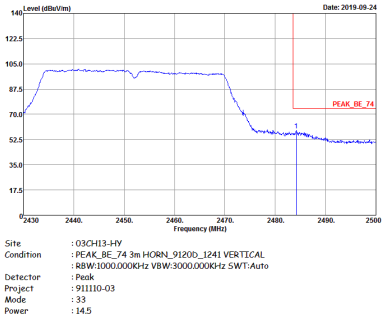	Left blank
Avg.	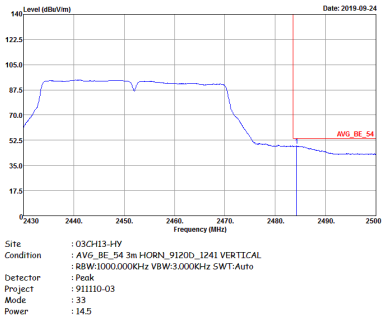	Left blank

2.4GHz 2400~2483.5MHz

WIFI 802.11b (Harmonic @ 3m)

WIFI	2.4GHz 2400~2483.5MHz Harmonic @ 3m	
ANT	802.11b CH01 2412MHz	
2	Horizontal	Vertical
Peak Avg.	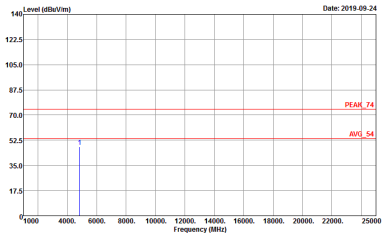 Site : 03CH13-HY Condition : PEAK_74 3m HORN_9120D_1241 HORIZONTAL Detector : Peak Project : 911110-03 Mode : 22 Power : 20.5	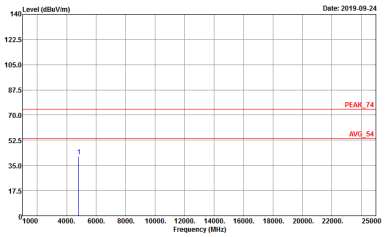 Site : 03CH13-HY Condition : PEAK_74 3m HORN_9120D_1241 VERTICAL Detector : Peak Project : 911110-03 Mode : 22 Power : 20.5

WIFI	2.4GHz 2400~2483.5MHz Harmonic @ 3m	
ANT	802.11b CH06 2437MHz	
2	Horizontal	Vertical
Peak Avg.	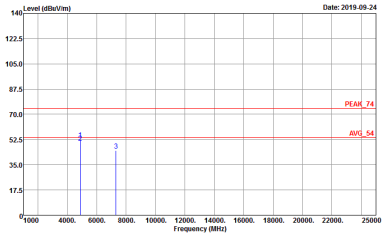 Site : 03CH13-HY Condition : PEAK_74 3m HORN_9120D_1241 HORIZONTAL Detector : Peak Project : 911110-03 Mode : 23 Power : 21.5	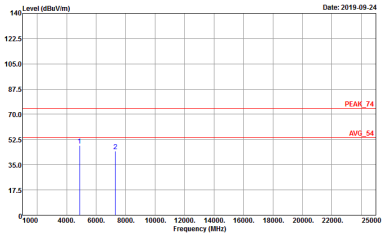 Site : 03CH13-HY Condition : PEAK_74 3m HORN_9120D_1241 VERTICAL Detector : Peak Project : 911110-03 Mode : 23 Power : 21.5

WIFI	2.4GHz 2400~2483.5MHz Harmonic @ 3m	
ANT	802.11b CH11 2462MHz	
2	Horizontal	Vertical
Peak Avg.	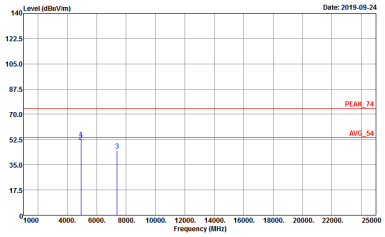 Site : 03CH13-HY Condition : PEAK_74 3m HORN_9120D_1241 HORIZONTAL Detector : Peak Project : 911110-03 Mode : 24 Power : 20	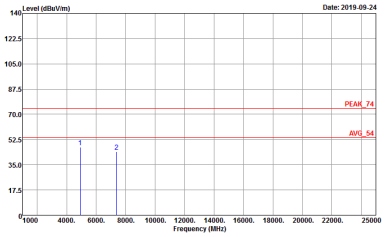 Site : 03CH13-HY Condition : PEAK_74 3m HORN_9120D_1241 VERTICAL Detector : Peak Project : 911110-03 Mode : 24 Power : 20

2.4GHz 2400~2483.5MHz

WIFI 802.11g (Harmonic @ 3m)

WIFI	2.4GHz 2400~2483.5MHz Harmonic @ 3m	
ANT	802.11g CH01 2412MHz	
2	Horizontal	Vertical
Peak Avg.	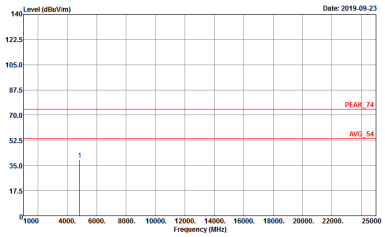 Site : 03CH13-HY Condition : PEAK_74 3m HORN_9120D_1241 HORIZONTAL Detector : Peak Project : 911110-03 Mode : 25 Power : 17.5	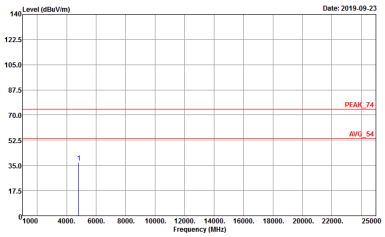 Site : 03CH13-HY Condition : PEAK_74 3m HORN_9120D_1241 VERTICAL Detector : Peak Project : 911110-03 Mode : 25 Power : 17.5

WIFI	2.4GHz 2400~2483.5MHz Harmonic @ 3m	
ANT	802.11g CH06 2437MHz	
2	Horizontal	Vertical
Peak Avg.	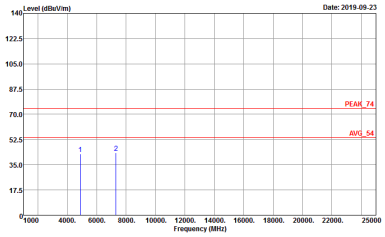 Site : 03CH13-HY Condition : PEAK_74 3m HORN_9120D_1241 HORIZONTAL Detector : Peak Project : 911110-03 Mode : 26 Power : 18.5	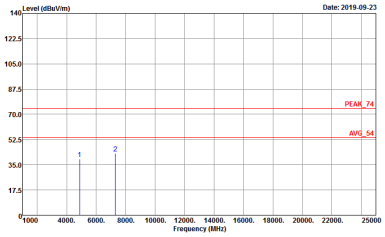 Site : 03CH13-HY Condition : PEAK_74 3m HORN_9120D_1241 VERTICAL Detector : Peak Project : 911110-03 Mode : 26 Power : 18.5

WIFI	2.4GHz 2400~2483.5MHz Harmonic @ 3m	
ANT	802.11g CH11 2462MHz	
2	Horizontal	Vertical
Peak Avg.	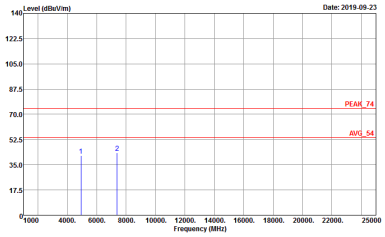 Site : 03CH13-HY Condition : PEAK_74 3m HORN_9120D_1241 HORIZONTAL Detector : Peak Project : 911110-03 Mode : 27 Power : 17	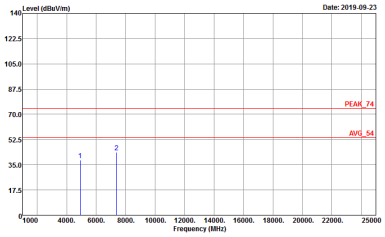 Site : 03CH13-HY Condition : PEAK_74 3m HORN_9120D_1241 VERTICAL Detector : Peak Project : 911110-03 Mode : 27 Power : 17

2.4GHz 2400~2483.5MHz

WIFI 802.11n HT20 (Harmonic @ 3m)

WIFI	2.4GHz 2400~2483.5MHz Harmonic @ 3m	
ANT	802.11n HT20 CH01 2412MHz	
2	Horizontal	Vertical
Peak Avg.	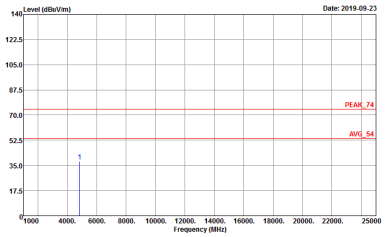 Site : 03CH13-HY Condition : PEAK_74 3m HORN_9120D_1241 HORIZONTAL Detector : Peak Project : 911110-03 Mode : 27 Power : 17	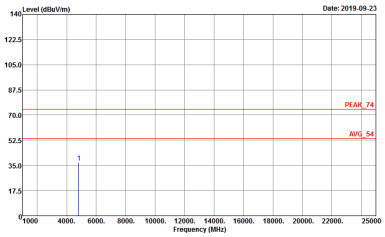 Site : 03CH13-HY Condition : PEAK_74 3m HORN_9120D_1241 VERTICAL Detector : Peak Project : 911110-03 Mode : 27 Power : 17
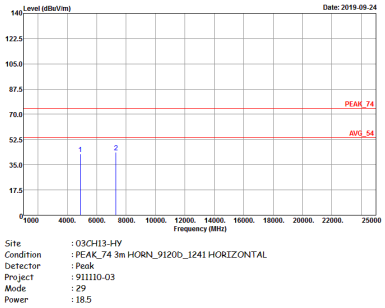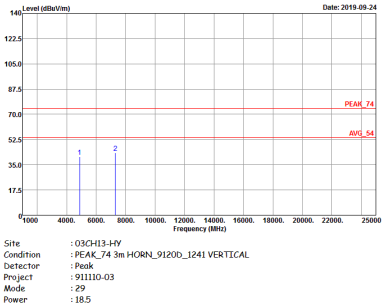
WIFI	2.4GHz 2400~2483.5MHz Harmonic @ 3m	
ANT	802.11n HT20 CH06 2437MHz	
2	Horizontal	Vertical
Peak Avg.