Appendix C. Radiated Spurious Emission Test Data

Test Engineer :	Jesse Wang, Stan Hsieh, and Ken Wu	**Temperature :**	18.2~21.3°C
		Relative Humidity :	56.4~68.6%

Note symbol

-L	**Low channel location**
-R	**High channel location**

C1.Radiated Spurious Emission Test Modes

Mode	Band (MHz)	Antenna	Modulation	Channel	Frequency	Data Rate	RU	Remark
Mode 6	2400-2483.5	0	Bluetooth-LE GSFK	00	2402	1Mbps	-	-
Mode 7	2400-2483.5	0	Bluetooth-LE GSFK	19	2440	1Mbps	-	-
Mode 8	2400-2483.5	0	Bluetooth-LE GSFK	39	2480	1Mbps	-	-
Mode 9	2400-2483.5	0	Bluetooth-LE GSFK	19	2440	1Mbps	-	LF
Mode 10	2400-2483.5	0	Bluetooth-LE GSFK	19	2440	1Mbps	-	SHF

C2.Summary of each worse mode

Mode	Modulation	Ch.	Freq. (MHz)	Level (dBuV/m)	Limit (dBuV/m)	Margin (dB)	Pol.	Peak Avg.	Result	RU	Remark
6	Bluetooth-LE GSFK	00	4804.00	44.44	74.00	-29.56	V	Peak	Pass	-	Harmonic
7	Bluetooth-LE GSFK	19	2498.08	48.41	54.00	-5.59	V	Avg.	Pass	-	Band Edge
	Bluetooth-LE GSFK	19	7320.00	43.65	74.00	-30.35	V	Peak	Pass	-	Harmonic
8	Bluetooth-LE GSFK	39	2484.32	48.08	54.00	-5.92	H	Avg.	Pass	-	Band Edge
	Bluetooth-LE GSFK	39	4960.00	43.77	74.00	-30.23	H	Peak	Pass	-	Harmonic
9	LF	19	30.97	30.50	40.00	-9.50	V	Peak	Pass	-	LF
10	SHF	19	24977.79	38.22	74.00	-35.78	V	Peak	Pass	-	SHF

Mode	6	
	Band Edge	
	2400-2483.5_Bluetooth-LE GSFK_CH00_2402MHz	
ANT	0	
Pol.	Horizontal	Fundamental
Peak	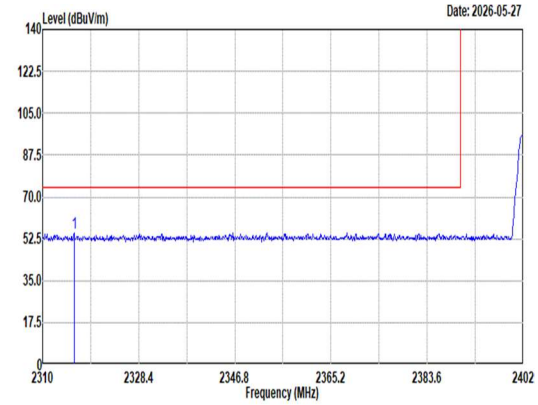 Site : 03CH07-HY Condition: PEAK_BE_74 3m HF_ANT_00075962 HORIZONTAL : RBW:1000.000kHz VBW:3000.000kHz SWT:Auto Freq Level Limit Line Margin Read Level Ant Factor Cable Loss Preamp Factor Aux Factor APos TPos Remark MHz dBuV/m dBuV/m dB dBuV dB/m dB dB dB cm deg 1 2316.07 55.17 74.00 -18.83 39.06 32.10 8.54 34.54 10.01 308 237 Peak	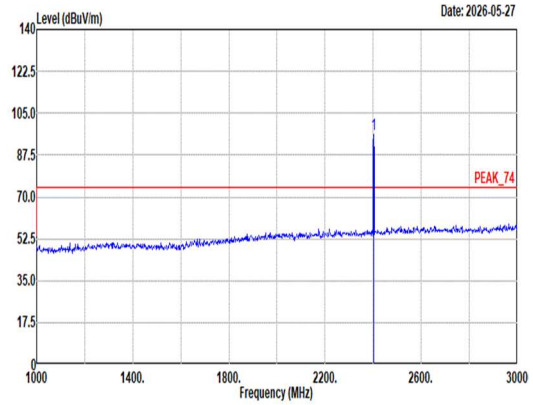 Site : 03CH07-HY Condition: PEAK_74 3m HF_ANT_00075962 HORIZONTAL : RBW:1000.000kHz VBW:3000.000kHz SWT:Auto Freq Level Limit Line Margin Read Level Ant Factor Cable Loss Preamp Factor Aux Factor APos TPos Remark MHz dBuV/m dBuV/m dB dBuV dB/m dB dB dB cm deg 1 2402.00 96.06 ------ ------ 79.81 32.12 8.69 34.60 10.04 308 237 Peak
Avg	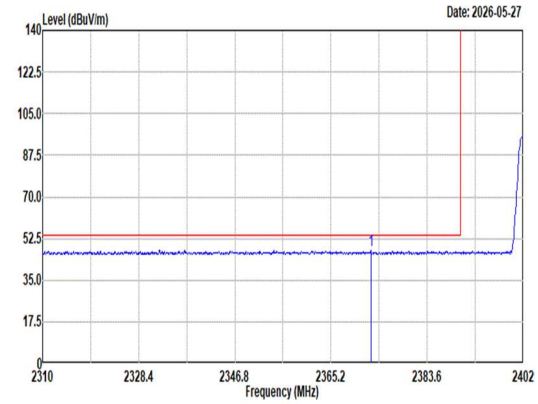 Site : 03CH07-HY Condition: AVG_BE_54 3m HF_ANT_00075962 HORIZONTAL : RBW:1000.000kHz VBW:11.000kHz SWT:Auto Freq Level Limit Line Margin Read Level Ant Factor Cable Loss Preamp Factor Aux Factor APos TPos Remark MHz dBuV/m dBuV/m dB dBuV dB/m dB dB dB cm deg 1 2372.84 47.73 54.00 -6.27 31.54 32.10 8.64 34.58 10.03 308 237 Average	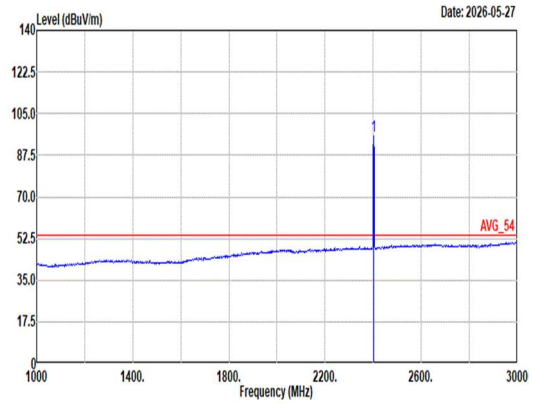 Site : 03CH07-HY Condition: AVG_54 3m HF_ANT_00075962 HORIZONTAL : RBW:1000.000kHz VBW:11.000kHz SWT:Auto Freq Level Limit Line Margin Read Level Ant Factor Cable Loss Preamp Factor Aux Factor APos TPos Remark MHz dBuV/m dBuV/m dB dBuV dB/m dB dB dB cm deg 1 2402.00 95.57 ------ ------ 79.32 32.12 8.69 34.60 10.04 308 237 Average

Mode	6	
	Band Edge	
	2400-2483.5_Bluetooth-LE GSFK_CH00_2402MHz	
ANT	0	
Pol.	Vertical	Fundamental
Peak	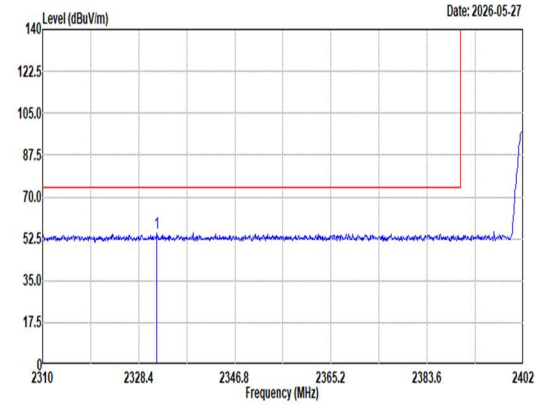 Site : 03CH07-HY Condition: PEAK_BE_74 3m HF_ANT_00075962 VERTICAL : RBW:1000.000kHz VBW:3000.000kHz SWT:Auto Freq Level Limit Line Margin Read Level Ant Factor Cable Loss Preamp Factor Aux Factor APos TPos Remark MHz dBuV/m dBuV/m dB dBuV dB/m dB dB dB cm deg 1 2331.90 55.10 74.00 -18.90 38.97 32.10 8.57 34.55 10.01 372 0 Peak	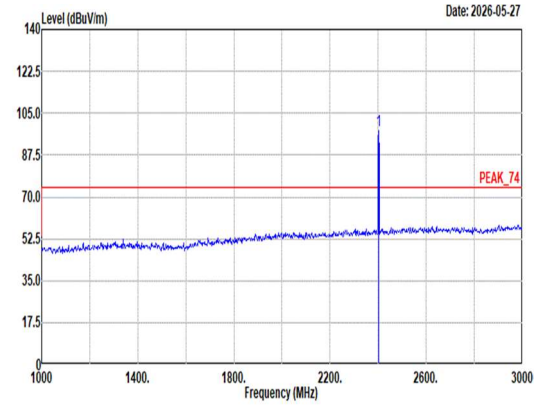 Site : 03CH07-HY Condition: PEAK_74 3m HF_ANT_00075962 VERTICAL : RBW:1000.000kHz VBW:3000.000kHz SWT:Auto Freq Level Limit Line Margin Read Level Ant Factor Cable Loss Preamp Factor Aux Factor APos TPos Remark MHz dBuV/m dBuV/m dB dBuV dB/m dB dB dB cm deg 1 2402.00 97.67 ------ ------ 81.42 32.12 8.69 34.60 10.04 372 0 Peak
Avg	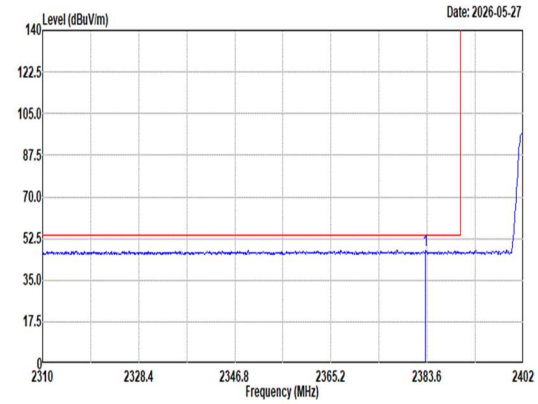 Site : 03CH07-HY Condition: AVG_BE_54 3m HF_ANT_00075962 VERTICAL : RBW:1000.000kHz VBW:11.000kHz SWT:Auto Freq Level Limit Line Margin Read Level Ant Factor Cable Loss Preamp Factor Aux Factor APos TPos Remark MHz dBuV/m dBuV/m dB dBuV dB/m dB dB dB cm deg 1 2383.32 47.50 54.00 -6.50 31.30 32.10 8.66 34.59 10.03 372 0 Average	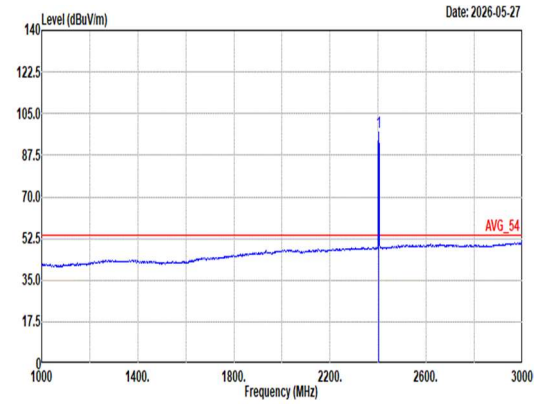 Site : 03CH07-HY Condition: AVG_54 3m HF_ANT_00075962 VERTICAL : RBW:1000.000kHz VBW:11.000kHz SWT:Auto Freq Level Limit Line Margin Read Level Ant Factor Cable Loss Preamp Factor Aux Factor APos TPos Remark MHz dBuV/m dBuV/m dB dBuV dB/m dB dB dB cm deg 1 2402.00 97.23 ------ ------ 80.98 32.12 8.69 34.60 10.04 372 0 Average

Mode	6	
	Harmonic	
	2400-2483.5_Bluetooth-LE GSFK_CH00_2402MHz	
ANT	0	
Pol.	Horizontal	Vertical
Peak Avg	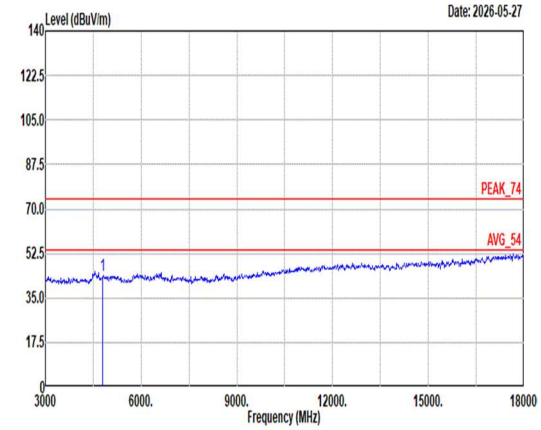 Site : 03CH07-HY Condition: PEAK_74 3m HF_ANT_00075962 HORIZONTAL Freq Level Limit Line Margin Read Level Ant Factor Cable Loss Preamp Factor Aux Factor APos TPos Remark MHz dBuV/m dBuV/m dB dBuV dB/m dB dB dB cm deg 1 4804.00 43.97 74.00 -30.03 54.36 34.50 12.31 58.10 0.90 -- -- Peak	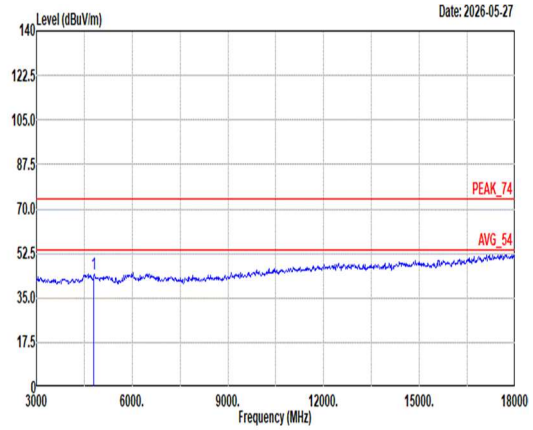 Site : 03CH07-HY Condition: PEAK_74 3m HF_ANT_00075962 VERTICAL Freq Level Limit Line Margin Read Level Ant Factor Cable Loss Preamp Factor Aux Factor APos TPos Remark MHz dBuV/m dBuV/m dB dBuV dB/m dB dB dB cm deg 1 4804.00 44.44 74.00 -29.56 54.83 34.50 12.31 58.10 0.90 -- -- Peak

Mode	6	
	Harmonic	
	2400-2483.5_Bluetooth-LE GSFK_CH00_2402MHz	
ANT	0	
Pol.	Horizontal	Vertical
14.47G ~14.5G Avg	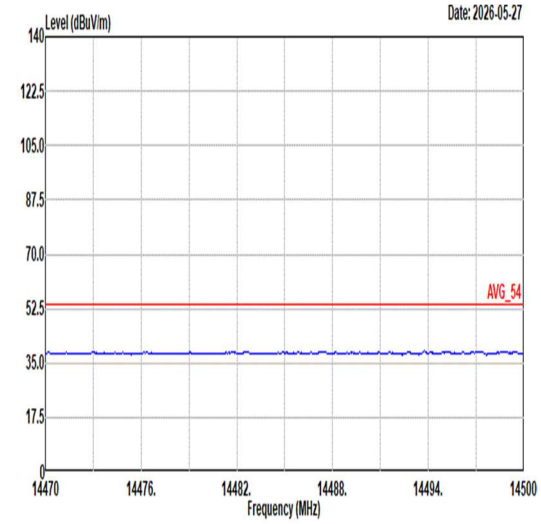 Site : 03CH07-HY Condition: AVG_54 3m HF_ANT_00075962 HORIZONTAL	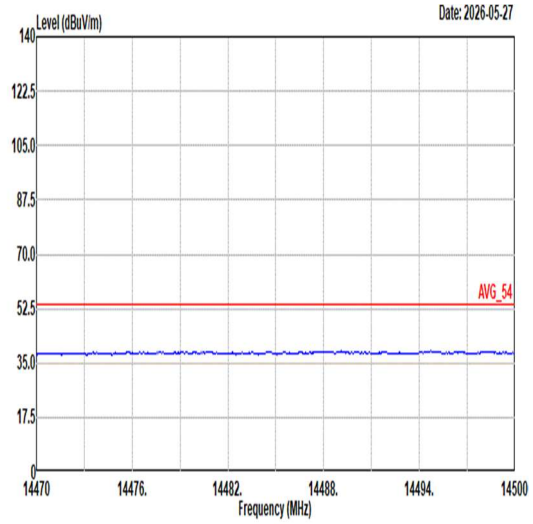 Site : 03CH07-HY Condition: AVG_54 3m HF_ANT_00075962 VERTICAL
17.7G ~18G Avg	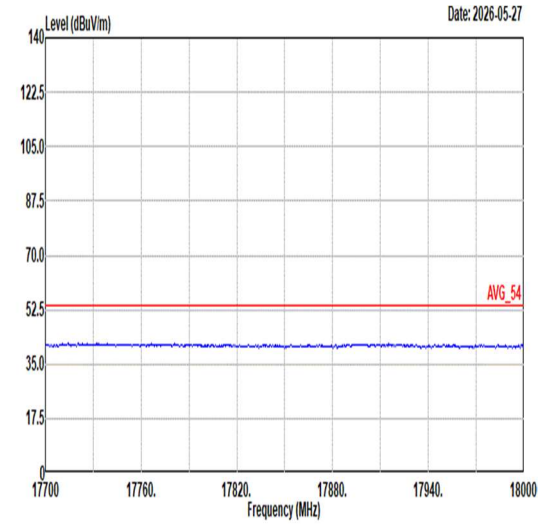 Site : 03CH07-HY Condition: AVG_54 3m HF_ANT_00075962 HORIZONTAL	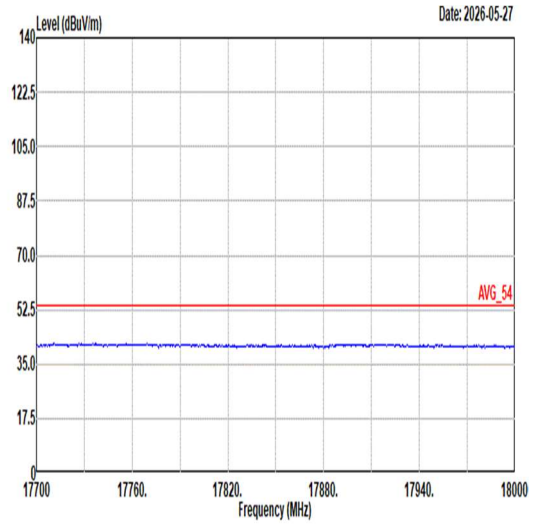 Site : 03CH07-HY Condition: AVG_54 3m HF_ANT_00075962 VERTICAL

Mode	7	
	Band Edge - L	
	2400-2483.5_Bluetooth-LE GSFK_CH19_2440MHz	
ANT	0	
Pol.	Horizontal	Fundamental
Peak	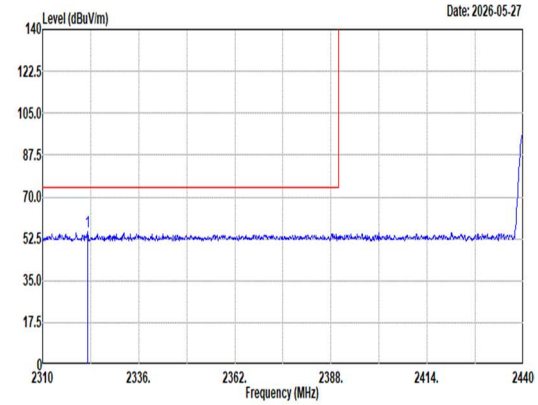 Site : 03CH07-HY Condition: PEAK_BE_74 3m HF_ANT_00075962 HORIZONTAL : RBW:1000.000kHz VBW:3000.000kHz SWT:Auto Freq Level Limit Line Margin Read Level Ant Factor Cable Loss Preamp Factor Aux Factor APos TPos Remark MHz dBuV/m dBuV/m dB dBuV dB/m dB dB dB cm deg 1 2322.22 55.72 74.00 -18.28 39.61 32.10 8.55 34.55 10.01 333 117 Peak	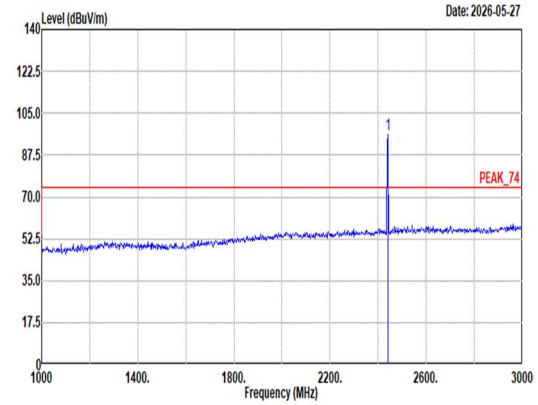 Site : 03CH07-HY Condition: PEAK_74 3m HF_ANT_00075962 HORIZONTAL : RBW:1000.000kHz VBW:3000.000kHz SWT:Auto Freq Level Limit Line Margin Read Level Ant Factor Cable Loss Preamp Factor Aux Factor APos TPos Remark MHz dBuV/m dBuV/m dB dBuV dB/m dB dB dB cm deg 1 2440.00 96.22 ------ ------ 79.67 32.40 8.76 34.62 10.01 333 117 Peak
Avg	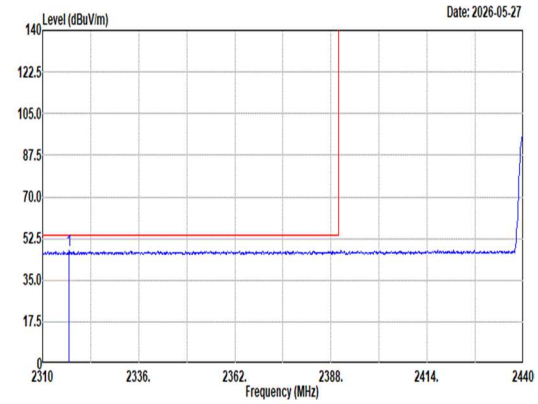 Site : 03CH07-HY Condition: AVG_BE_54 3m HF_ANT_00075962 HORIZONTAL : RBW:1000.000kHz VBW:11.000kHz SWT:Auto Freq Level Limit Line Margin Read Level Ant Factor Cable Loss Preamp Factor Aux Factor APos TPos Remark MHz dBuV/m dBuV/m dB dBuV dB/m dB dB dB cm deg 1 2317.15 47.45 54.00 -6.55 31.33 32.10 8.55 34.54 10.01 333 117 Average	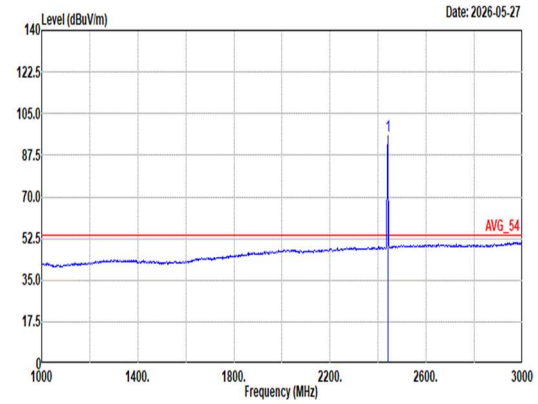 Site : 03CH07-HY Condition: AVG_54 3m HF_ANT_00075962 HORIZONTAL : RBW:1000.000kHz VBW:11.000kHz SWT:Auto Freq Level Limit Line Margin Read Level Ant Factor Cable Loss Preamp Factor Aux Factor APos TPos Remark MHz dBuV/m dBuV/m dB dBuV dB/m dB dB dB cm deg 1 2440.00 95.81 ------ ------ 79.26 32.40 8.76 34.62 10.01 333 117 Average

Mode	7	
	Band Edge - R	
	2400-2483.5_Bluetooth-LE GSFK_CH19_2440MHz	
ANT	0	
Pol.	Horizontal	Fundamental
Peak	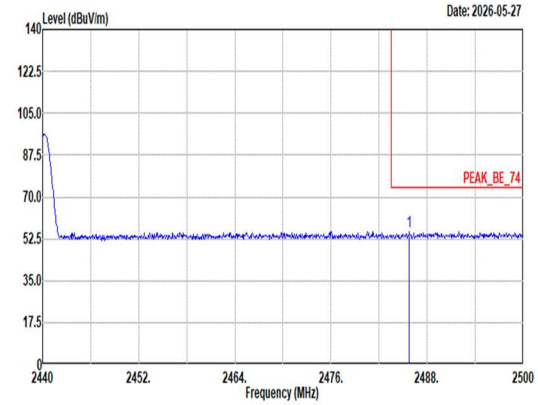 Site : 03CH07-HY Condition: PEAK_BE_74 3m HF_ANT_00075962 HORIZONTAL : RBW:1000.000kHz VBW:3000.000kHz SWT:Auto Limit Read Ant Cable Preamp Aux APos TPos Freq Level Line Margin Level Factor Loss Factor Factor Remark MHz dBuV/m dBuV/m dB dBuV dB/m dB dB dB cm deg 1 2485.78 55.47 74.00 -18.53 38.54 32.76 8.85 34.65 9.97 333 117 Peak	Blank
Avg	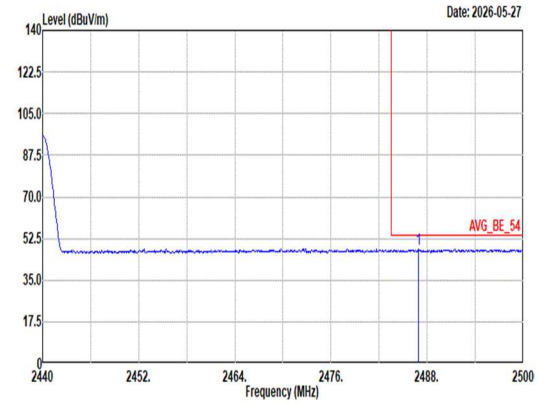 Site : 03CH07-HY Condition: AVG_BE_54 3m HF_ANT_00075962 HORIZONTAL : RBW:1000.000kHz VBW:11.000kHz SWT:Auto Limit Read Ant Cable Preamp Aux APos TPos Freq Level Line Margin Level Factor Loss Factor Factor Remark MHz dBuV/m dBuV/m dB dBuV dB/m dB dB dB cm deg 1 2486.92 48.10 54.00 -5.90 31.16 32.77 8.85 34.65 9.97 333 117 Average	Blank

Mode	7	
	Band Edge - L	
	2400-2483.5_Bluetooth-LE GSFK_CH19_2440MHz	
ANT	0	
Pol.	Vertical	Fundamental
Peak	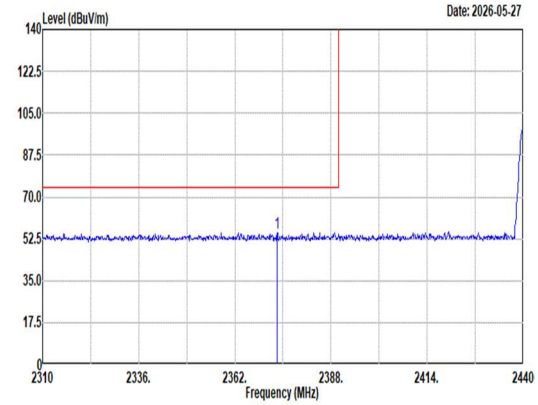 Site : 03CH07-HY Condition: PEAK_BE_74 3m HF_ANT_00075962 VERTICAL : RBW:1000.000kHz VBW:3000.000kHz SWT:Auto Freq Level Limit Line Margin Read Level Ant Factor Cable Loss Preamp Factor Aux Factor APos TPos Remark MHz dBuV/m dBuV/m dB dBuV dB/m dB dB dB cm deg 1 2373.44 55.12 74.00 -18.88 38.93 32.10 8.64 34.58 10.03 397 352 Peak	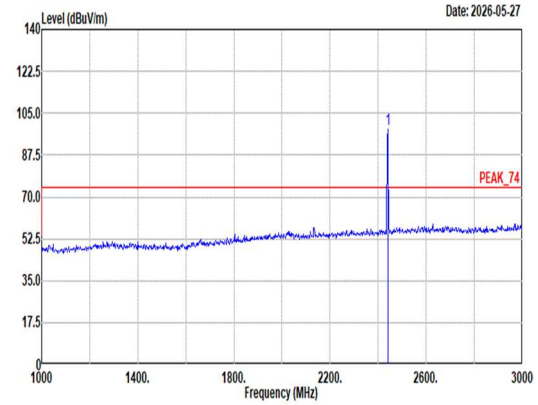 Site : 03CH07-HY Condition: PEAK_74 3m HF_ANT_00075962 VERTICAL : RBW:1000.000kHz VBW:3000.000kHz SWT:Auto Freq Level Limit Line Margin Read Level Ant Factor Cable Loss Preamp Factor Aux Factor APos TPos Remark MHz dBuV/m dBuV/m dB dBuV dB/m dB dB dB cm deg 1 2440.00 98.19 ------ ------ 81.64 32.40 8.76 34.62 10.01 397 352 Peak
Avg	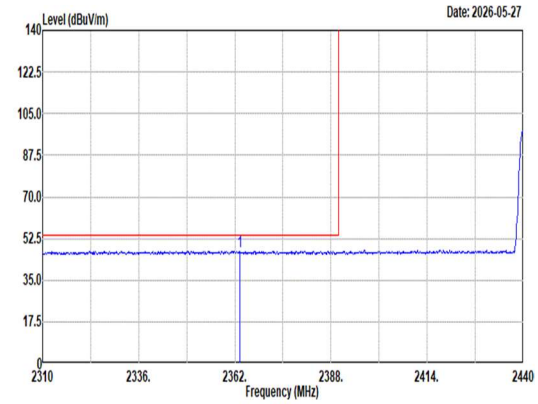 Site : 03CH07-HY Condition: AVG_BE_54 3m HF_ANT_00075962 VERTICAL : RBW:1000.000kHz VBW:11.000kHz SWT:Auto Freq Level Limit Line Margin Read Level Ant Factor Cable Loss Preamp Factor Aux Factor APos TPos Remark MHz dBuV/m dBuV/m dB dBuV dB/m dB dB dB cm deg 1 2363.30 47.26 54.00 -6.74 31.00 32.17 8.63 34.57 10.03 397 352 Average	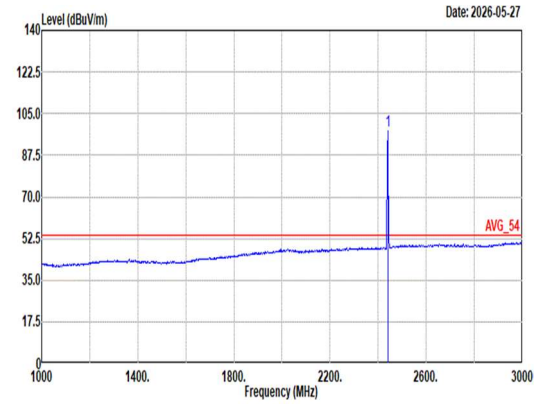 Site : 03CH07-HY Condition: AVG_54 3m HF_ANT_00075962 VERTICAL : RBW:1000.000kHz VBW:11.000kHz SWT:Auto Freq Level Limit Line Margin Read Level Ant Factor Cable Loss Preamp Factor Aux Factor APos TPos Remark MHz dBuV/m dBuV/m dB dBuV dB/m dB dB dB cm deg 1 2440.00 97.80 ------ ------ 81.25 32.40 8.76 34.62 10.01 397 352 Average

Mode	7	
	Band Edge - R	
	2400-2483.5_Bluetooth-LE GSFK_CH19_2440MHz	
ANT	0	
Pol.	Vertical	Fundamental
Peak	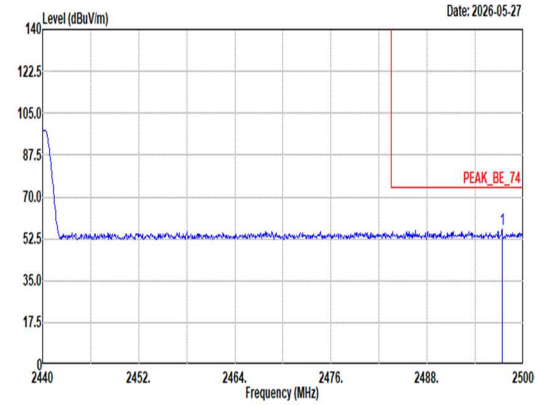 Site : 03CH07-HY Condition: PEAK_BE_74 3m HF_ANT_00075962 VERTICAL : RBW:1000.000kHz VBW:3000.000kHz SWT:Auto Freq Level Limit Line Margin Read Level Ant Factor Cable Loss Preamp Factor Aux Factor APos TPos Remark MHz dBuV/m dBuV/m dB dBuV dB/m dB dB dB cm deg 1 2497.36 56.33 74.00 -17.67 39.29 32.87 8.87 34.66 9.96 397 352 Peak	Blank
Avg	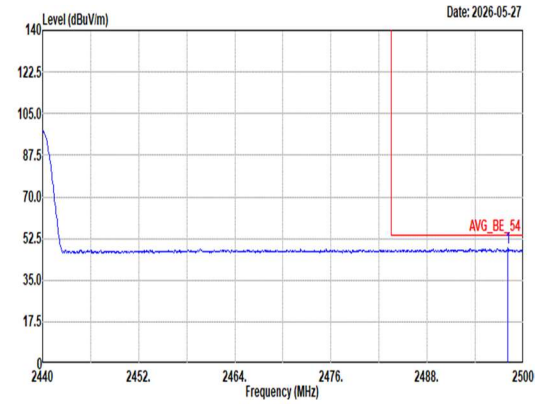 Site : 03CH07-HY Condition: AVG_BE_54 3m HF_ANT_00075962 VERTICAL : RBW:1000.000kHz VBW:11.000kHz SWT:Auto Freq Level Limit Line Margin Read Level Ant Factor Cable Loss Preamp Factor Aux Factor APos TPos Remark MHz dBuV/m dBuV/m dB dBuV dB/m dB dB dB cm deg 1 2498.08 48.41 54.00 -5.59 31.36 32.88 8.87 34.66 9.96 397 352 Average	Blank

Mode	7	
	Harmonic	
	2400-2483.5_Bluetooth-LE GSFK_CH19_2440MHz	
ANT	0	
Pol.	Horizontal	Vertical
Peak Avg	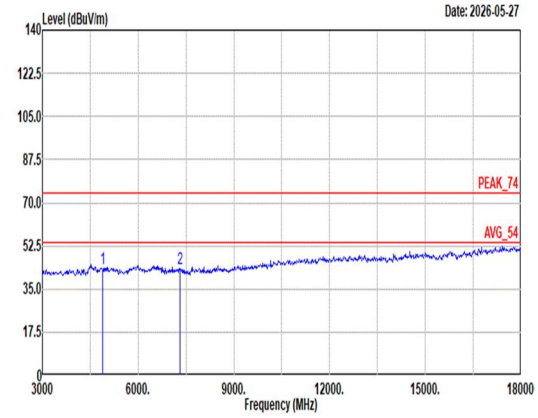 Site : 03CH07-HY Condition: PEAK_74 3m HF_ANT_00075962 HORIZONTAL Freq Level Limit Line Margin Read Level Ant Factor Cable Loss Preamp Factor Aux Factor APos TPos Remark MHz dBuV/m dBuV/m dB dBuV dB/m dB dB dB cm deg 1 4880.00 43.37 74.00 -30.63 53.62 34.44 12.41 57.99 0.89 -- -- Peak 2 7320.00 43.23 74.00 -30.77 49.21 36.00 14.94 57.87 0.95 -- -- Peak	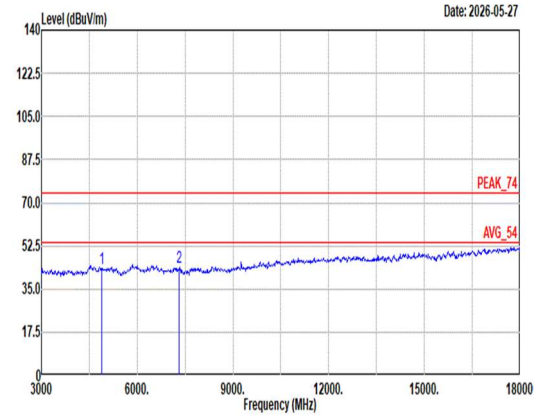 Site : 03CH07-HY Condition: PEAK_74 3m HF_ANT_00075962 VERTICAL Freq Level Limit Line Margin Read Level Ant Factor Cable Loss Preamp Factor Aux Factor APos TPos Remark MHz dBuV/m dBuV/m dB dBuV dB/m dB dB dB cm deg 1 4880.00 43.58 74.00 -30.42 53.83 34.44 12.41 57.99 0.89 -- -- Peak 2 7320.00 43.65 74.00 -30.35 49.63 36.00 14.94 57.87 0.95 -- -- Peak

Mode	7	
	Harmonic	
	2400-2483.5_Bluetooth-LE GSFK_CH19_2440MHz	
ANT	0	
Pol.	Horizontal	Vertical
14.47G ~14.5G Avg	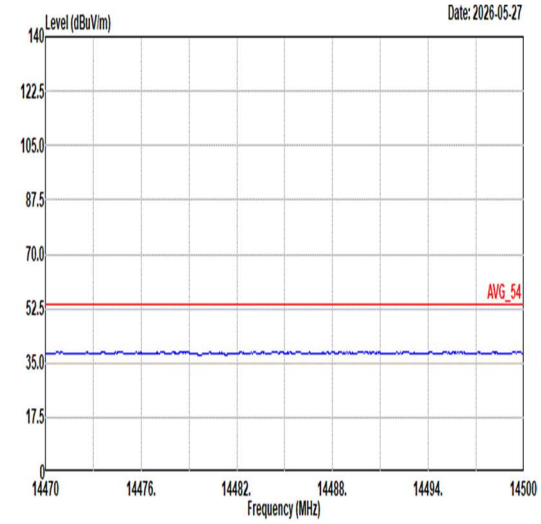 Site : 03CH07-HY Condition: AVG_54 3m HF_ANT_00075962 HORIZONTAL	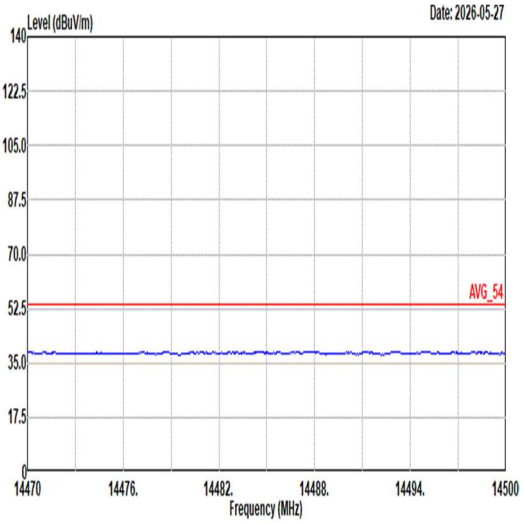 Site : 03CH07-HY Condition: AVG_54 3m HF_ANT_00075962 VERTICAL
17.7G ~18G Avg	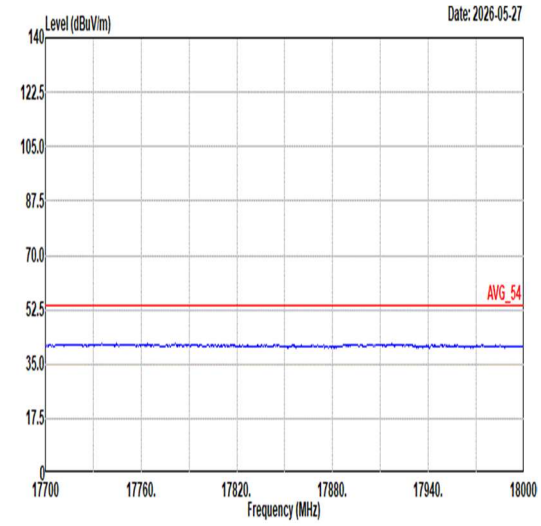 Site : 03CH07-HY Condition: AVG_54 3m HF_ANT_00075962 HORIZONTAL	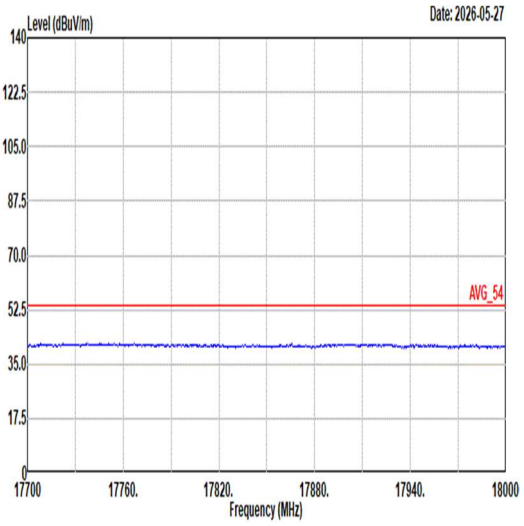 Site : 03CH07-HY Condition: AVG_54 3m HF_ANT_00075962 VERTICAL

Mode	8	
	Band Edge	
	2400-2483.5_Bluetooth-LE GSFK_CH39_2480MHz	
ANT	0	
Pol.	Horizontal	Fundamental
Peak	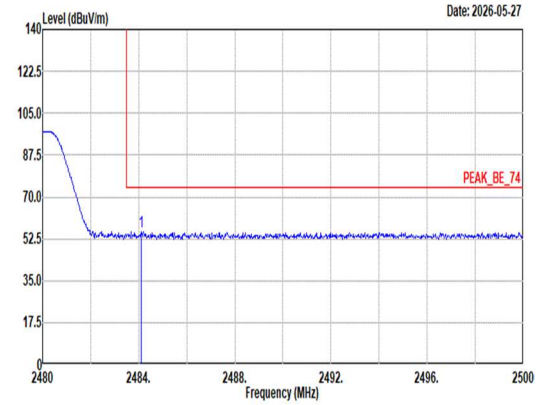 Site : 03CH07-HY Condition: PEAK_BE_74 3m HF_ANT_00075962 HORIZONTAL : RBW:1000.000kHz VBW:3000.000kHz SWT:Auto Freq Level Limit Line Margin Read Level Ant Factor Cable Loss Preamp Factor Aux Factor APos TPos Remark MHz dBuV/m dBuV/m dB dBuV dB/m dB dB dB cm deg 1 2484.10 55.53 74.00 -18.47 38.62 32.74 8.85 34.65 9.97 357 122 Peak	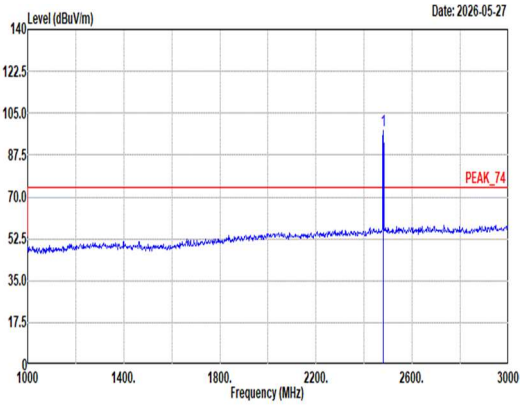 Site : 03CH07-HY Condition: PEAK_74 3m HF_ANT_00075962 HORIZONTAL : RBW:1000.000kHz VBW:3000.000kHz SWT:Auto Freq Level Limit Line Margin Read Level Ant Factor Cable Loss Preamp Factor Aux Factor APos TPos Remark MHz dBuV/m dBuV/m dB dBuV dB/m dB dB dB cm deg 1 2480.00 97.52 ------ ------ 80.65 32.70 8.84 34.65 9.98 357 122 Peak
Avg	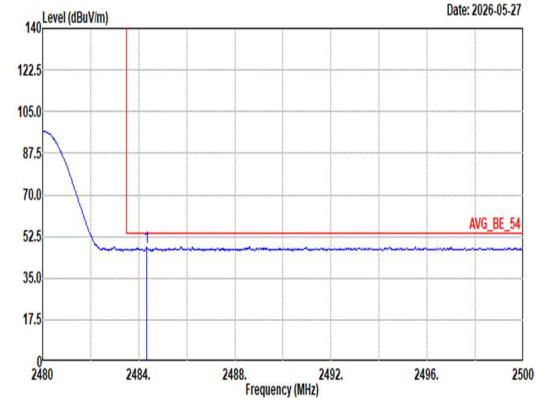 Site : 03CH07-HY Condition: AVG_BE_54 3m HF_ANT_00075962 HORIZONTAL : RBW:1000.000kHz VBW:11.000kHz SWT:Auto Freq Level Limit Line Margin Read Level Ant Factor Cable Loss Preamp Factor Aux Factor APos TPos Remark MHz dBuV/m dBuV/m dB dBuV dB/m dB dB dB cm deg 1 2484.32 48.08 54.00 -5.92 31.17 32.74 8.85 34.65 9.97 357 122 Average	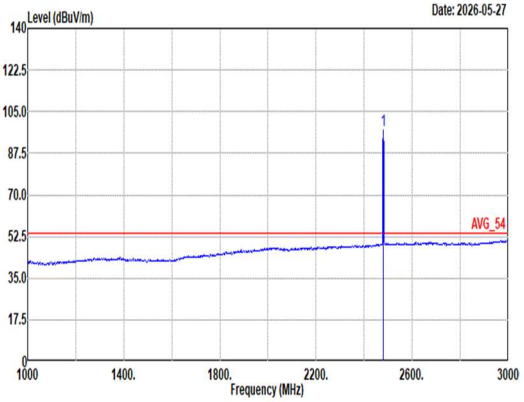 Site : 03CH07-HY Condition: AVG_54 3m HF_ANT_00075962 HORIZONTAL : RBW:1000.000kHz VBW:11.000kHz SWT:Auto Freq Level Limit Line Margin Read Level Ant Factor Cable Loss Preamp Factor Aux Factor APos TPos Remark MHz dBuV/m dBuV/m dB dBuV dB/m dB dB dB cm deg 1 2480.00 97.17 ------ ------ 80.30 32.70 8.84 34.65 9.98 357 122 Average

Mode	8	
	Band Edge	
	2400-2483.5_Bluetooth-LE GSFK_CH39_2480MHz	
ANT	0	
Pol.	Vertical	Fundamental
Peak	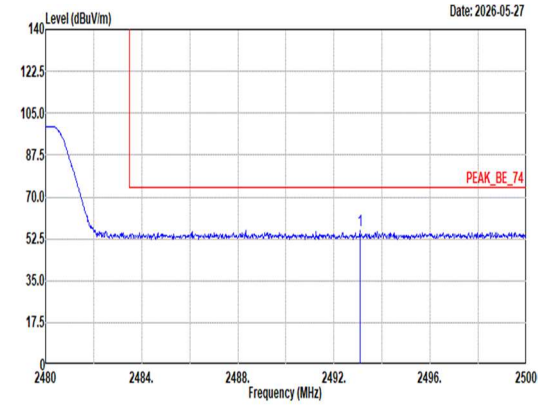 Site : 03CH07-HY Condition: PEAK_BE_74 3m HF_ANT_00075962 VERTICAL : RBW:1000.000kHz VBW:3000.000kHz SWT:Auto Freq Level Limit Line Margin Read Level Ant Factor Cable Loss Preamp Factor Aux Factor APos TPos Remark MHz dBuV/m dBuV/m dB dBuV dB/m dB dB dB cm deg 1 2493.08 56.21 74.00 -17.79 39.21 32.83 8.86 34.66 9.97 309 360 Peak	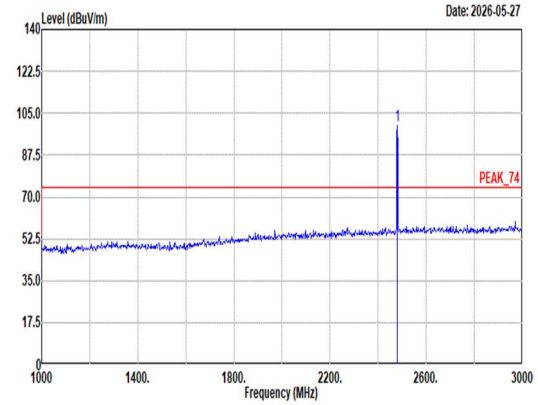 Site : 03CH07-HY Condition: PEAK_74 3m HF_ANT_00075962 VERTICAL : RBW:1000.000kHz VBW:3000.000kHz SWT:Auto Freq Level Limit Line Margin Read Level Ant Factor Cable Loss Preamp Factor Aux Factor APos TPos Remark MHz dBuV/m dBuV/m dB dBuV dB/m dB dB dB cm deg 1 2480.00 99.71 ------ ------ 82.84 32.70 8.84 34.65 9.98 309 360 Peak
Avg	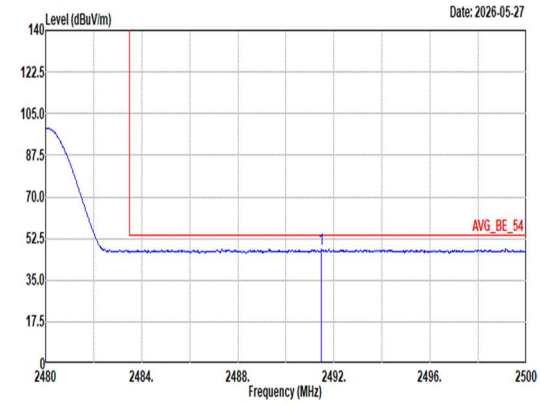 Site : 03CH07-HY Condition: AVG_BE_54 3m HF_ANT_00075962 VERTICAL : RBW:1000.000kHz VBW:11.000kHz SWT:Auto Freq Level Limit Line Margin Read Level Ant Factor Cable Loss Preamp Factor Aux Factor APos TPos Remark MHz dBuV/m dBuV/m dB dBuV dB/m dB dB dB cm deg 1 2491.48 47.98 54.00 -6.02 30.99 32.81 8.86 34.65 9.97 309 360 Average	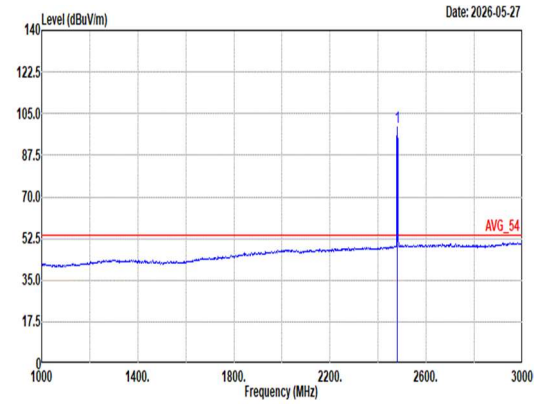 Site : 03CH07-HY Condition: AVG_54 3m HF_ANT_00075962 VERTICAL : RBW:1000.000kHz VBW:11.000kHz SWT:Auto Freq Level Limit Line Margin Read Level Ant Factor Cable Loss Preamp Factor Aux Factor APos TPos Remark MHz dBuV/m dBuV/m dB dBuV dB/m dB dB dB cm deg 1 2480.00 99.34 ------ ------ 82.47 32.70 8.84 34.65 9.98 309 360 Average

Mode	8	
	Harmonic	
	2400-2483.5_Bluetooth-LE GSFK_CH39_2480MHz	
ANT	0	
Pol.	Horizontal	Vertical
Peak Avg	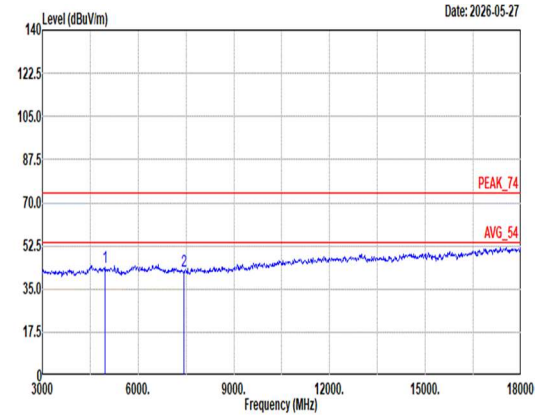 Site : 03CH07-HY Condition: PEAK_74 3m HF_ANT_00075962 HORIZONTAL Freq Level Limit Line Margin Read Level Ant Factor Cable Loss Preamp Factor Aux Factor APos TPos Remark MHz dBuV/m dBuV/m dB dBuV dB/m dB dB dB cm deg 1 4960.00 43.77 74.00 -30.23 53.73 34.54 12.50 57.88 0.88 -- -- Peak 2 7440.00 42.21 74.00 -31.79 48.33 36.00 15.03 58.07 0.92 -- -- Peak	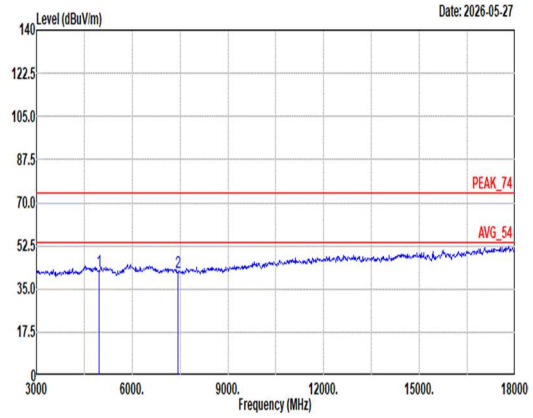 Site : 03CH07-HY Condition: PEAK_74 3m HF_ANT_00075962 VERTICAL Freq Level Limit Line Margin Read Level Ant Factor Cable Loss Preamp Factor Aux Factor APos TPos Remark MHz dBuV/m dBuV/m dB dBuV dB/m dB dB dB cm deg 1 4960.00 42.42 74.00 -31.58 52.38 34.54 12.50 57.88 0.88 -- -- Peak 2 7440.00 41.88 74.00 -32.12 48.00 36.00 15.03 58.07 0.92 -- -- Peak

Mode	8	
	Harmonic	
	2400-2483.5_Bluetooth-LE GSFK_CH39_2480MHz	
ANT	0	
Pol.	Horizontal	Vertical
14.47G ~14.5G Avg	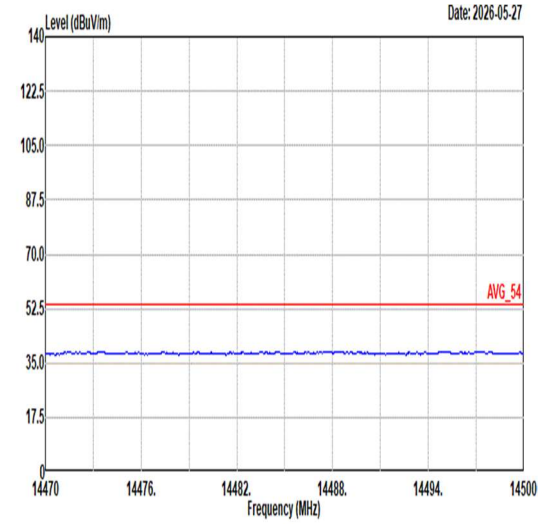 Site : 03CH07-HY Condition: AVG_54 3m HF_ANT_00075962 HORIZONTAL	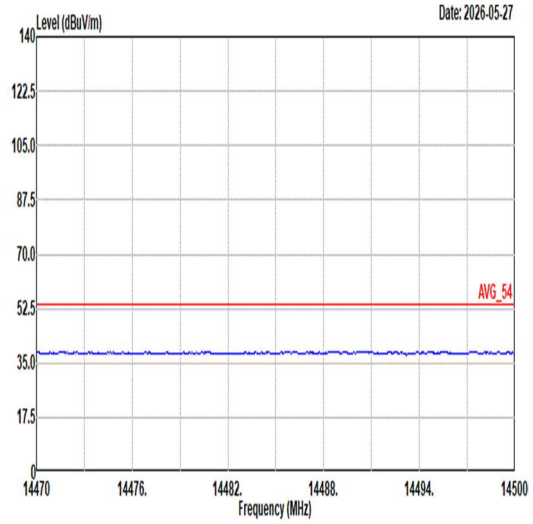 Site : 03CH07-HY Condition: AVG_54 3m HF_ANT_00075962 VERTICAL
17.7G ~18G Avg	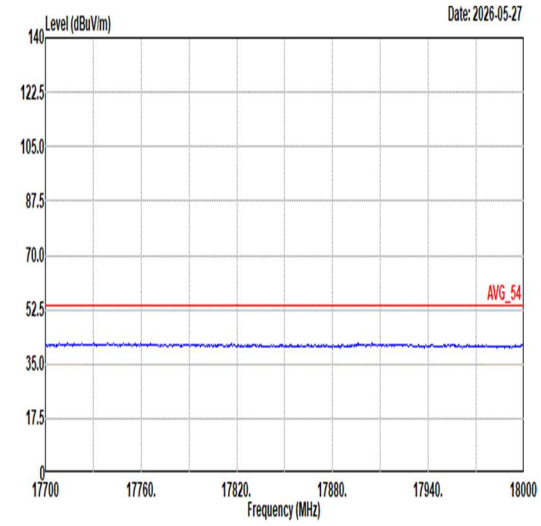 Site : 03CH07-HY Condition: AVG_54 3m HF_ANT_00075962 HORIZONTAL	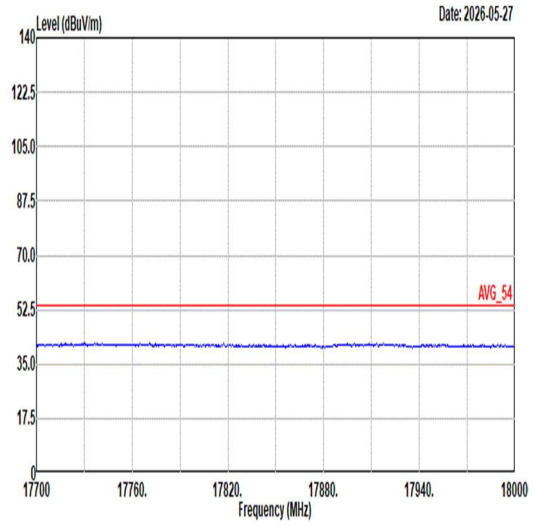 Site : 03CH07-HY Condition: AVG_54 3m HF_ANT_00075962 VERTICAL

Mode	9	
	LF	
	2400-2483.5_Bluetooth-LE GSFK_CH19_2440MHz	
ANT	0	
Pol.	Horizontal	Vertical
QP/ Peak	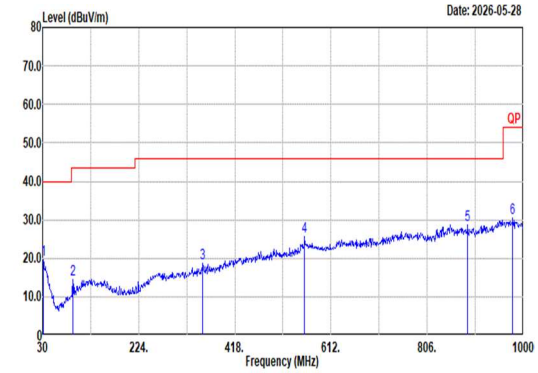 Site : 03CH07-HY Condition: QP 3m Bilog_35419 HORIZONTAL Freq Level Limit Line Margin Read Level Ant Factor Cable Loss Preamp Factor Aux Factor APos TPos Remark MHz dBuV/m dBuV/m dB dBuV dB/m dB dB dB cm deg 1 30.97 19.55 40.00 -20.45 24.83 23.74 0.97 29.99 0.00 -- -- Peak 2 91.11 14.36 43.50 -29.14 27.94 14.67 1.69 29.94 0.00 -- -- Peak 3 353.01 18.66 46.00 -27.34 24.89 20.38 3.30 29.91 0.00 -- -- Peak 4 558.65 25.55 46.00 -20.45 25.12 26.05 4.15 29.77 0.00 -- -- Peak 5 887.48 28.82 46.00 -17.18 23.95 28.75 5.25 29.13 0.00 -- -- Peak 6 978.66 30.41 54.00 -23.59 22.78 30.67 5.54 28.58 0.00 -- -- Peak	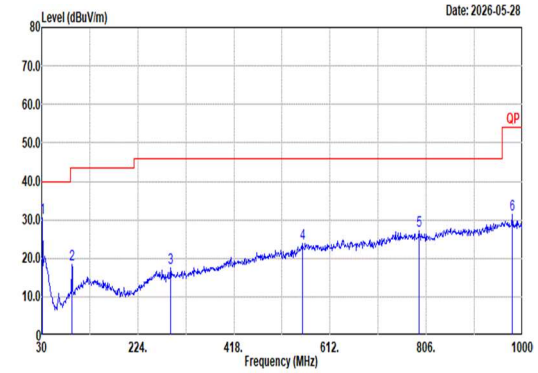 Site : 03CH07-HY Condition: QP 3m Bilog_35419 VERTICAL Freq Level Limit Line Margin Read Level Ant Factor Cable Loss Preamp Factor Aux Factor APos TPos Remark MHz dBuV/m dBuV/m dB dBuV dB/m dB dB dB cm deg 1 30.97 30.50 40.00 -9.50 35.78 23.74 0.97 29.99 0.00 -- -- Peak 2 91.11 18.40 43.50 -25.10 31.98 14.67 1.69 29.94 0.00 -- -- Peak 3 289.96 17.38 46.00 -28.62 25.33 18.86 3.01 29.82 0.00 -- -- Peak 4 556.71 23.79 46.00 -22.21 23.48 25.93 4.15 29.77 0.00 -- -- Peak 5 791.45 27.24 46.00 -18.76 23.94 27.75 5.01 29.46 0.00 -- -- Peak 6 979.63 31.38 54.00 -22.62 23.79 30.61 5.55 28.57 0.00 -- -- Peak

Mode	10	
	SHF	
	2400-2483.5_Bluetooth-LE GSFK_CH19_2440MHz	
ANT	0	
Pol.	Horizontal	Vertical
Peak	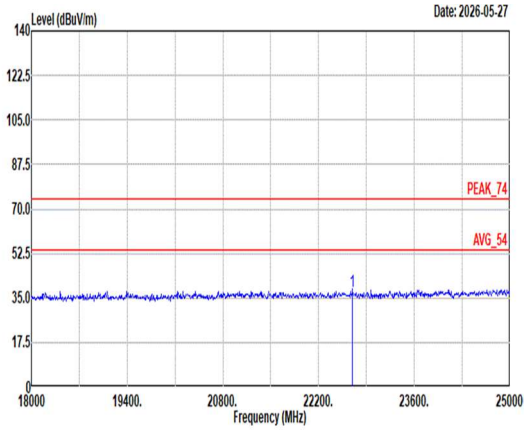 Site : 03CH07-HY Condition: PEAK_74 1m SHF-EHF_9170251 HORIZONTAL Freq Level Limit Line Margin Read Level Ant Factor Cable Loss Preamp Factor Aux Factor APos TPos Remark MHz dBuV/m dBuV/m dB dBuV dB/m dB dB dB cm deg 1 22690.24 37.35 74.00 -36.65 49.72 38.30 18.09 59.22 -9.54 -- -- PEAK	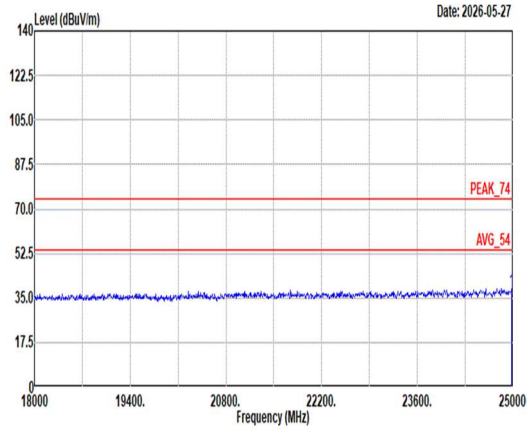 Site : 03CH07-HY Condition: PEAK_74 1m SHF-EHF_9170251 VERTICAL Freq Level Limit Line Margin Read Level Ant Factor Cable Loss Preamp Factor Aux Factor APos TPos Remark MHz dBuV/m dBuV/m dB dBuV dB/m dB dB dB cm deg 1 24977.79 38.22 74.00 -35.78 46.93 39.24 18.91 57.32 -9.54 -- -- PEAK

Appendix D. Duty Cycle Plots

Antenna	Band	Duty Cycle (%)	T(us)	1/T(kHz)	VBW Setting
0	Bluetooth - LE for 1Mbps	15.04	94	10.64	11kHz

<Ant. 0>
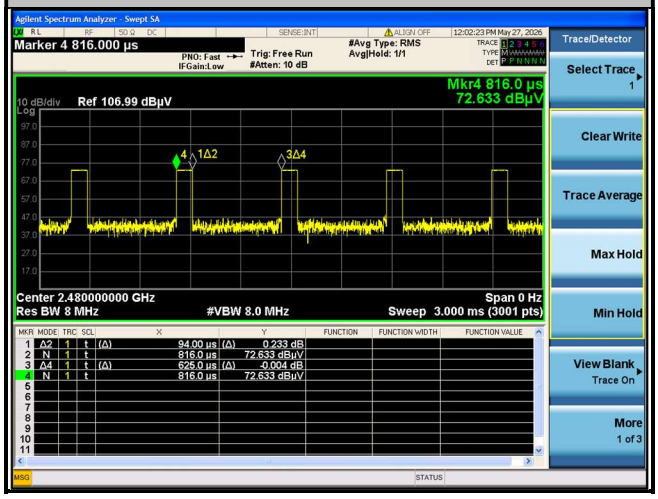
Bluetooth - LE for 1Mbps