FCC RADIO TEST REPORT

FCC ID	:	**UZ7EC300K**
Equipment	:	**EC30 Enterprise Companion**
Brand Name	:	**Zebra**
Model Name	:	**EC300K**
Applicant	:	**Zebra Technologies Corporation 1 Zebra Plaza, Holtsville, NY 11742**
Manufacturer	:	**Zebra Technologies Corporation 1 Zebra Plaza, Holtsville, NY 11742**
Standard	:	**FCC Part 15 Subpart E §15.407**

The product was received on Mar. 04, 2019 and testing was started from May 05, 2019 and completed on Jun. 21, 2019. We, SPORTON INTERNATIONAL INC., EMC & Wireless Communications Laboratory, would like to declare that the tested sample has been evaluated in accordance with the test procedures and has been in compliance with the applicable technical standards.

The report must not be used by the client to claim product certification, approval, or endorsement by TAF or any agency of government.

The test results in this report apply exclusively to the tested model / sample. Without written approval of SPORTON INTERNATIONAL INC. EMC & Wireless Communications Laboratory, the test report shall not be reproduced except in full.

Approved by: Jones Tsai

SPORTON INTERNATIONAL INC. EMC & Wireless Communications Laboratory
No. 52, Huaya 1st Rd., Guishan Dist., Taoyuan City, Taiwan (R.O.C.)

Table of Contents

History of this test report **3**
Summary of Test Result **4**
1 General Description **5**
1.1 Product Feature of Equipment Under Test 5
1.2 Product Specification of Equipment Under Test 6
1.3 Modification of EUT 9
1.4 Testing Location 9
1.5 Applicable Standards 9
2 Test Configuration of Equipment Under Test **10**
2.1 Carrier Frequency and Channel 10
2.2 Test Mode 12
2.3 Connection Diagram of Test System 22
2.4 Support Unit used in test configuration and system 24
2.5 EUT Operation Test Setup 24
2.6 Measurement Results Explanation Example 24
3 Test Result **25**
3.1 26dB & 99% Occupied Bandwidth Measurement 25
3.2 Maximum Conducted Output Power Measurement 34
3.3 Power Spectral Density Measurement 42
3.4 Unwanted Emissions Measurement 51
3.5 AC Conducted Emission Measurement 57
3.6 Automatically Discontinue Transmission 59
3.7 Antenna Requirements 60
4 List of Measuring Equipment **62**
5 Uncertainty of Evaluation **64**
Appendix A. AC Conducted Emission Test Result
Appendix B. Radiated Spurious Emission
Appendix C. Radiated Spurious Emission Plots
Appendix D. Duty Cycle Plots
Appendix E. Setup Photographs

History of this test report

Report No.	Version	Description	Issued Date
FR930401D	01	Initial issue of report	Jun. 26, 2019

Summary of Test Result

Report Clause	Ref Std. Clause	Test Items	Result (PASS/FAIL)	Remark
3.1	15.403(i)	26dB Bandwidth	Pass	-
3.1	2.1049	99% Occupied Bandwidth	Reporting only	-
3.2	15.407(a)	Maximum Conducted Output Power	Pass	-
3.3	15.407(a)	Power Spectral Density	Pass	-
3.4	15.407(b)	Unwanted Emissions	Pass	Under limit 1.07 dB at 5469.760 MHz
3.5	15.207	AC Conducted Emission	Pass	Under limit 12.69 dB at 0.384 MHz
3.6	15.407(c)	Automatically Discontinue Transmission	Pass	-
3.7	15.203 15.407(a)	Antenna Requirement	Pass	-

Declaration of Conformity:
The test results with all measurement uncertainty excluded are presented in accordance with the regulation limits or requirements declared by manufacturers.
Comments and Explanations:
The declared of product specification for EUT presented in the report are provided by the manufacturer, and the manufacturer takes all the responsibilities for the accuracy of product specification.

Reviewed by: Wii Chang

Report Producer: Aileen Huang

1 General Description

1.1 Product Feature of Equipment Under Test

Product Feature	
Equipment	EC30 Enterprise Companion
Brand Name	Zebra
Model Name	EC300K
FCC ID	UZ7EC300K
EUT supports Radios application	WLAN 11a/b/g/n HT20/HT40 WLAN 11ac VHT20/VHT40/VHT80 Bluetooth BR/EDR/LE
HW Version	EC30 MB EV2 V12
SW Version	Zebra/EC30PR/EC30RT:8.1.0/01-17-19.00-ON-U00-PRD/365: eng/relaese-keys
SW Version for TXBF	Zebra/EC30PR/EC30RT:8.1.0/01-14-06.00-OG-U00-PRD/261: eng/release-keys
FW Version	01-17-19.00-ON-U00-PRD
FW Version for TXBF	01-14-06.00-OG-U00-PRD
MFD	28APR19
EUT Stage	Identical Prototype

Remark: The above EUT's information was declared by manufacturer.

Specification of Accessories				
AC Adapter - EU	**Brand Name**	ZEBRA	**Part Number**	PWR-WUA5V12W0EU
AC Adapter - US	**Brand Name**	ZEBRA	**Part Number**	PWR-WUA5V12W0US
TC2X USB-C Cable	**Brand Name**	ZEBRA	**Part Number**	CBL-TC2X-USBC01
TC5X USB-C Cable	**Brand Name**	ZEBRA	**Part Number**	CBL-TC5X-USBC2A-01
3.5MM headset adapter cable	**Brand Name**	ZEBRA	**Model Name**	CBL-TC51-HDST35-01
3.5MM PTT/VOIP headset	**Brand Name**	ZEBRA	**Model Name**	HDST-35MM-PTVP-01
3.5MM PTT headset	**Brand Name**	ZEBRA	**Model Name**	HDST-35MM-PTT1-01
Body Holster (EC30 Soft Holster)	**Brand Name**	ZEBRA	**Part Number**	SG-EC30-HLSTR1-01
Wrist Holster (EC30 Arm Mount (standard strap))	**Brand Name**	ZEBRA	**Part Number**	SG-EC30-ARM1-01
Body Holster (EC30 Rigid holster with snap-in design. Rotating Belt Clip with ability to insert in either direction.)	**Brand Name**	ZEBRA	**Part Number**	SG-EC30-RHLSTR1-01
Lanyard Adapter with a Vest/Garment clip with coiled tether	**Brand Name**	ZEBRA	**Part Number**	SG-EC30-CLIP1-01
Lanyard Adapter (EC30 RETRACTABLE LANYARD WITH MAGNETIC RECOIL, ADJUSTABLE NECK STRAP AND ADAPTER (1 PACK))	**Brand Name**	ZEBRA	**Part Number**	SG-EC30-RLYD1-01
Lanyard Adapter (EC30 BASIC LANYARD WITH ADJUSTABLE NECK STRAP AND ADAPTER)	**Brand Name**	ZEBRA	**Part Number**	SG-EC30-BLYD1-01
Lanyard Adapter (EC30 RETRACTOR WITH MAGNETIC RECOIL, CARABINER AND ADAPTER)	**Brand Name**	ZEBRA	**Part Number**	SG-EC30-RCB1-01

1.2 Product Specification of Equipment Under Test

Standards-related Product Specification	
Tx/Rx Frequency Range	5180 MHz ~ 5240 MHz 5260 MHz ~ 5320 MHz 5500 MHz ~ 5720 MHz
Maximum Output Power to Antenna <CDD Modes>	**<5180 MHz ~ 5240 MHz>** **<Ant. 1>** 802.11a : 17.70 dBm / 0.0589 W 802.11n HT20 : 17.60 dBm / 0.0575 W 802.11n HT40 : 17.80 dBm / 0.0603 W 802.11ac VHT20: 17.70 dBm / 0.0589 W 802.11ac VHT40: 17.90 dBm / 0.0617 W 802.11ac VHT80: 16.60 dBm / 0.0457 W **<Ant. 2>** 802.11a : 17.80 dBm / 0.0603 W 802.11n HT20 : 17.60 dBm / 0.0575 W 802.11n HT40 : 17.60 dBm / 0.0575 W 802.11ac VHT20: 17.70 dBm / 0.0589 W 802.11ac VHT40: 17.70 dBm / 0.0589 W 802.11ac VHT80: 16.60 dBm / 0.0457 W **MIMO <Ant. 1+2>** 802.11a : 20.86 dBm / 0.1219 W 802.11n HT20 : 20.76 dBm / 0.1191 W 802.11n HT40 : 20.86 dBm / 0.1219 W 802.11ac VHT20: 20.81 dBm / 0.1205 W 802.11ac VHT40: 20.91 dBm / 0.1233 W 802.11ac VHT80: 15.36 dBm / 0.0344 W
	<5260 MHz ~ 5320 MHz> **<Ant. 1>** 802.11a : 17.70 dBm / 0.0589 W 802.11n HT20 : 17.80 dBm / 0.0603 W 802.11n HT40 : 17.60 dBm / 0.0575 W 802.11ac VHT20: 17.90 dBm / 0.0617 W 802.11ac VHT40: 17.70 dBm / 0.0589 W 802.11ac VHT80: 13.40 dBm / 0.0219 W **<Ant. 2>** 802.11a : 17.70 dBm / 0.0589 W 802.11n HT20 : 17.80 dBm / 0.0603 W 802.11n HT40 : 17.60 dBm / 0.0575 W 802.11ac VHT20: 17.90 dBm / 0.0617 W 802.11ac VHT40: 17.70 dBm / 0.0589 W 802.11ac VHT80: 13.30 dBm / 0.0214 W **MIMO <Ant. 1+2>** 802.11a : 20.71 dBm / 0.1177 W 802.11n HT20 : 20.71 dBm / 0.1177 W 802.11n HT40 : 20.66 dBm / 0.1164 W 802.11ac VHT20: 20.71 dBm / 0.1177 W 802.11ac VHT40: 20.71 dBm / 0.1177 W 802.11ac VHT80: 16.51 dBm / 0.0448 W

Standards-related Product Specification	
Maximum Output Power to Antenna <CDD Modes>	**<5500 MHz ~ 5720 MHz>** **<Ant. 1>** 802.11a : 17.40 dBm / 0.0550 W 802.11n HT20 : 17.30 dBm / 0.0537 W 802.11n HT40 : 17.30 dBm / 0.0537 W 802.11ac VHT20: 17.40 dBm / 0.0550 W 802.11ac VHT40: 17.40 dBm / 0.0550 W 802.11ac VHT80: 17.40 dBm / 0.0550 W **<Ant. 2>** 802.11a : 17.40 dBm / 0.0550 W 802.11n HT20 : 17.30 dBm / 0.0537 W 802.11n HT40 : 17.30 dBm / 0.0537 W 802.11ac VHT20: 17.40 dBm / 0.0550 W 802.11ac VHT40: 17.40 dBm / 0.0550 W 802.11ac VHT80: 17.40 dBm / 0.0550 W **MIMO <Ant. 1+2>** 802.11a : 19.46 dBm / 0.0883 W 802.11n HT20 : 19.36 dBm / 0.0863 W 802.11n HT40 : 19.41 dBm / 0.0873 W 802.11ac VHT20: 19.41 dBm / 0.0873 W 802.11ac VHT40: 19.46 dBm / 0.0883 W 802.11ac VHT80: 19.46 dBm / 0.0883 W
Maximum Output Power to Antenna <TXBF Modes>	**<5180 MHz ~ 5240 MHz>** **MIMO <Ant. 1+2>** 802.11ac VHT20 : 19.99 dBm / 0.0998 W 802.11ac VHT40 : 20.10 dBm / 0.1023 W 802.11ac VHT80 : 20.21 dBm / 0.1050 W
	<5260 MHz ~ 5320 MHz> **MIMO <Ant. 1+2>** 802.11ac VHT20 : 19.92 dBm / 0.0982 W 802.11ac VHT40 : 20.08 dBm / 0.1019 W 802.11ac VHT80 : 19.20 dBm / 0.0832 W
	<5500 MHz ~ 5720 MHz> **MIMO <Ant. 1+2>** 802.11ac VHT20 : 18.72 dBm / 0.0745 W 802.11ac VHT40 : 18.77 dBm / 0.0753 W 802.11ac VHT80 : 18.94 dBm / 0.0783 W

Standards-related Product Specification	
99% Occupied Bandwidth <CDD Modes>	**<Ant. 1>** 802.11a : 16.80 MHz 802.11ac VHT20 : 17.95 MHz 802.11ac VHT40 : 36.60 MHz 802.11ac VHT80 : 76.92 MHz **<Ant. 2>** 802.11a : 16.80 MHz 802.11ac VHT20 : 17.95 MHz 802.11ac VHT40 : 36.60 MHz 802.11ac VHT80 : 76.92 MHz **MIMO <Ant. 1>** 802.11a : 16.80 MHz 802.11ac VHT20 : 18.00 MHz 802.11ac VHT40 : 36.50 MHz 802.11ac VHT80 : 76.92 MHz **MIMO <Ant. 2>** 802.11a : 16.85 MHz 802.11ac VHT20 : 17.95 MHz 802.11ac VHT40 : 36.60 MHz 802.11ac VHT80 : 77.04 MHz
99% Occupied Bandwidth <TXBF Modes>	**MIMO <Ant. 1>** 802.11ac VHT20 : 17.85 MHz 802.11ac VHT40 : 36.80 MHz 802.11ac VHT80 : 76.92 MHz **MIMO <Ant. 2>** 802.11ac VHT20 : 18.80 MHz 802.11ac VHT40 : 36.70 MHz 802.11ac VHT80 : 77.04 MHz
Antenna Type / Gain	**<5180 MHz ~ 5240 MHz>** **Ant. 1 :** PCB Antenna with gain 1.83 dBi **Ant. 2 :** PCB Antenna with gain 2.75 dBi **<5260 MHz ~ 5320 MHz>** **Ant. 1 :** PCB Antenna with gain 2.28 dBi **Ant. 2 :** PCB Antenna with gain 2.28 dBi **<5500 MHz ~ 5720 MHz>** **Ant. 1 :** PCB Antenna with gain 2.81 dBi **Ant. 2 :** PCB Antenna with gain 2.04 dBi
Type of Modulation	802.11a/n : OFDM (BPSK/QPSK/16QAM/64QAM) 802.11ac : OFDM (BPSK/QPSK/16QAM/64QAM/256QAM)
Antenna Function Description	

	Ant. 1	Ant. 2
802.11 a/n/ac	V	V
802.11 a/n/ac MIMO	V	V
802.11 ac TXBF	V	V

Note: MIMO Ant. 1+2 is a calculated result from sum of the power MIMO Ant. 1 and MIMO Ant. 2.

1.3 Modification of EUT

No modifications are made to the EUT during all test items.

1.4 Testing Location

Test Site	SPORTON INTERNATIONAL INC.	
Test Site Location	No.52, Huaya 1st Rd., Guishan Dist., Taoyuan City, Taiwan (R.O.C.) TEL: +886-3-327-3456 FAX: +886-3-328-4978	
Test Site No.	**Sporton Site No.**	
	TH05-HY	CO05-HY

Note: The test site complies with ANSI C63.4 2014 requirement.

Test Site	SPORTON INTERNATIONAL INC.
Test Site Location	No.58, Aly. 75, Ln. 564, Wenhua 3rd, Rd., Guishan Dist., Taoyuan City, Taiwan (R.O.C.) TEL: +886-3-327-0868 FAX: +886-3-327-0855
Test Site No.	**Sporton Site No.**
	03CH13-HY

Note: The test site complies with ANSI C63.4 2014 requirement.

FCC designation No.: TW1190 and TW0007

1.5 Applicable Standards

According to the specifications of the manufacturer, the EUT must comply with the requirements of the following standards:

- FCC Part 15 Subpart E
- FCC KDB 789033 D02 General UNII Test Procedures New Rules v02r01.
- FCC KDB 414788 D01 Radiated Test Site v01r01.
- FCC KDB 662911 D01 Multiple Transmitter Output v02r01.
- ANSI C63.10-2013

Remark:

1. All test items were verified and recorded according to the standards and without any deviation during the test.
2. This EUT has also been tested and complied with the requirements of FCC Part 15, Subpart B, recorded in a separate test report.

2 Test Configuration of Equipment Under Test

a. The EUT has been associated with peripherals and configuration operated in a manner tended to maximize its emission characteristics in a typical application. Frequency range investigated: conduction emission (150 kHz to 30 MHz), radiation emission (9 kHz to the 10th harmonic of the highest fundamental frequency or to 40 GHz, whichever is lower). For radiated measurement, pre-scanned in three orthogonal panels, X, Y, Z. The worst cases (X plane) were recorded in this report.

b. AC power line Conducted Emission was tested under maximum output power.

2.1 Carrier Frequency and Channel

Frequency Band	Channel	Freq. (MHz)	Channel	Freq. (MHz)
5150-5250 MHz Band 1 (U-NII-1)	36	5180	44	5220
	38*	5190	46*	5230
	40	5200	48	5240
	42#	5210		

Frequency Band	Channel	Freq. (MHz)	Channel	Freq. (MHz)
5250-5350 MHz Band 2 (U-NII-2A)	52	5260	60	5300
	54*	5270	62*	5310
	56	5280	64	5320
	58#	5290		

Frequency Band	Channel	Freq. (MHz)	Channel	Freq. (MHz)
5470-5725 MHz Band 3 (U-NII-2C)	100	5500	112	5560
	102*	5510	116	5580
	104	5520	132	5660
	106#	5530	134*	5670
	108	5540	136	5680
	110*	5550	140	5700

Frequency Band	Channel	Freq. (MHz)	Channel	Freq. (MHz)
TDWR Channel	118*	5590	124	5620
	120	5600	126*	5630
	122#	5610	128	5640

Frequency Band	Channel	Freq. (MHz)	Channel	Freq. (MHz)
Straddle Channel	138#	5690	144	5720
	142*	5710		

Note:

1. The above Frequency and Channel in "*" were 802.11n HT40 and 802.11ac VHT40.
2. The above Frequency and Channel in "#" were 802.11ac VHT80.

2.2 Test Mode

Final test modes are considering the modulation and worse data rates as below table.

Single Mode

Modulation	Data Rate
802.11a	6 Mbps
802.11n HT20 (Covered by VHT20)	MCS0
802.11n HT40 (Covered by VHT40)	MCS0
802.11ac VHT20	MCS0
802.11ac VHT40	MCS0
802.11ac VHT80	MCS0

MIMO Mode

Modulation	Data Rate
802.11a	6 Mbps
802.11n HT20 (Covered by VHT20)	MCS0
802.11n HT40 (Covered by VHT40)	MCS0
802.11ac VHT20	MCS0
802.11ac VHT40	MCS0
802.11ac VHT80	MCS0

TXBF Mode

Modulation	Data Rate
802.11ac VHT20	MCS0
802.11ac VHT40	MCS0
802.11ac VHT80	MCS0

Test Cases	
AC Conducted Emission	Mode 1 : WLAN (5GHz) Link + Bluetooth Link + Scanner Scan Bar Code + Play MP3 + 3.5MM headset adapter cable + 3.5MM PTT/VOIP headset + TC5X USB-C Cable (Charging with AC Adapter)
Remark: For Radiated Test Cases, the tests were performed with 3.5MM headset adapter cable, 3.5MM PTT/VOIP headset and TC2X USB-C Cable.	

<CDD Mode>

Ch. #		Band I：5150-5250 MHz	Band II：5250-5350 MHz	Band III：5470-5725MHz
		802.11a	802.11a	802.11a
L	Low	36	52	100
M	Middle	44	60	116
H	High	48	64	140
Straddle		-	-	144

Ch. #		Band I：5150-5250 MHz	Band II：5250-5350 MHz	Band III：5470-5725MHz
		802.11ac VHT20	802.11ac VHT20	802.11ac VHT20
L	Low	36	52	100
M	Middle	44	60	116
H	High	48	64	140
Straddle		-	-	144

Ch. #		Band I：5150-5250 MHz	Band II：5250-5350 MHz	Band III：5470-5725MHz
		802.11ac VHT40	802.11ac VHT40	802.11ac VHT40
L	Low	38	54	102
M	Middle	-	-	110
H	High	46	62	134
Straddle		-	-	142

Ch. #		Band I：5150-5250 MHz	Band II：5250-5350 MHz	Band III：5470-5725MHz
		802.11ac VHT80	802.11ac VHT80	802.11ac VHT80
L	Low	-	-	106
M	Middle	42	58	122
H	High	-	-	-
Straddle		-	-	138

<TXBF Mode>

Ch. #		Band I：5150-5250 MHz	Band II：5250-5350 MHz	Band III：5470-5725MHz
		802.11ac VHT20	802.11ac VHT20	802.11ac VHT20
L	Low	36	52	100
M	Middle	44	60	116
H	High	48	64	140
Straddle		-	-	144

Ch. #		Band I：5150-5250 MHz	Band II：5250-5350 MHz	Band III：5470-5725MHz
		802.11ac VHT40	802.11ac VHT40	802.11ac VHT40
L	Low	38	54	102
M	Middle	-	-	110
H	High	46	62	134
Straddle		-	-	142

Ch. #		Band I：5150-5250 MHz	Band II：5250-5350 MHz	Band III：5470-5725MHz
		802.11ac VHT80	802.11ac VHT80	802.11ac VHT80
L	Low	-	-	106
M	Middle	42	58	122
H	High	-	-	-
Straddle		-	-	138

<CDD Mode>

<Ant. 1>

802.11a RF Output Power (dBm)											
Power vs. Channel			Power vs Data Rate								
Channel	Frequency (MHz)	Data Rate (bps)	Channel	Data Rate (bps)							
		6M		9M	12M	18M	24M	36M	48M	54M	
Duty Cycle (%)		94.84		94.20	92.40	89.40	86.60	81.50	77.30	75.40	
CH 036	5180	**17.70**	CH 036	17.60	17.60	17.40	17.40	17.30	17.30	17.30	
CH 044	5220	**17.70**									
CH 048	5240	**17.70**									
CH 052	5260	17.60	CH 064	17.60	17.60	17.40	17.40	17.40	17.40	17.50	
CH 060	5300	17.60									
CH 064	5320	**17.70**									
CH 100	5500	17.30	CH 116	17.30	17.30	17.10	17.10	17.20	17.20	17.20	
CH 116	5580	**17.40**									
CH 140	5700	**17.40**									
CH 144	5720	**17.40**									

802.11n HT20 RF Output Power (dBm)											
Power vs. Channel			Power vs Data Rate								
Channel	Frequency (MHz)	MCS Index	Channel	MCS Index							
		MCS0		MCS1	MCS2	MCS3	MCS4	MCS5	MCS6	MCS7	
Duty Cycle (%)		94.95		91.90	88.90	86.00	81.00	76.90	75.30	73.70	
CH 036	5180	**17.60**	CH 036	17.50	17.30	17.30	17.30	17.30	17.30	17.30	
CH 044	5220	**17.60**									
CH 048	5240	**17.60**									
CH 052	5260	**17.80**	CH 052	17.70	17.60	17.70	17.70	17.70	17.70	17.70	
CH 060	5300	**17.80**									
CH 064	5320	17.50									
CH 100	5500	17.10	CH 144	17.20	17.20	17.20	17.20	17.20	17.20	17.20	
CH 116	5580	17.10									
CH 140	5700	17.20									
CH 144	5720	**17.30**									

802.11n HT40 RF Output Power (dBm)											
Power vs. Channel			Power vs Data Rate								
Channel	Frequency (MHz)	MCS Index	Channel	MCS Index							
		MCS0		MCS1	MCS2	MCS3	MCS4	MCS5	MCS6	MCS7
Duty Cycle (%)		91.18		91.60	80.60	76.50	70.30	65.20	63.20	61.80
CH 038	5190	16.00	CH 046	17.60	17.70	17.70	17.70	17.70	17.70	17.70
CH 046	5230	**17.80**								
CH 054	5270	**17.60**	CH 054	17.50	17.50	17.50	17.30	17.30	17.30	17.30
CH 062	5310	15.00								
CH 102	5510	**17.30**	CH 102	17.20	17.20	17.20	17.00	17.00	17.00	17.00
CH 110	5550	17.10								
CH 134	5670	**17.30**								
CH 142	5710	17.10								

802.11ac VHT20 RF Output Power (dBm)											
Power vs. Channel			Power vs Data Rate								
Channel	Frequency (MHz)	MCS Index	Channel	MCS Index							
		MCS0		MCS1	MCS2	MCS3	MCS4	MCS5	MCS6	MCS7	MCS8
Duty Cycle (%)		95.70		92.00	88.90	86.20	81.20	77.50	75.60	74.10	71.10
CH 036	5180	**17.70**	CH 036	17.60	17.40	17.40	17.40	17.40	17.40	17.40	17.40
CH 044	5220	**17.70**									
CH 048	5240	**17.70**									
CH 052	5260	**17.90**	CH 052	17.80	17.70	17.80	17.80	17.80	17.80	17.80	17.80
CH 060	5300	**17.90**									
CH 064	5320	17.60									
CH 100	5500	17.20	CH 144	17.30	17.30	17.30	17.30	17.30	17.30	17.30	17.30
CH 116	5580	17.20									
CH 140	5700	17.30									
CH 144	5720	**17.40**									

802.11ac VHT40 RF Output Power (dBm)												
Power vs. Channel			Power vs Data Rate									
Channel	Frequency (MHz)	MCS Index	Channel	MCS Index								
		MCS0		MCS1	MCS2	MCS3	MCS4	MCS5	MCS6	MCS7	MCS8	MCS9
Duty Cycle (%)		90.34		85.90	81.20	77.30	71.20	66.40	64.60	63.20	60.10	58.40
CH 038	5190	16.10	CH 046	17.7	17.8	17.8	17.8	17.8	17.8	17.8	17.8	17.8
CH 046	5230	**17.90**										
CH 054	5270	**17.70**	CH 054	17.6	17.6	17.6	17.4	17.4	17.4	17.4	17.4	17.4
CH 062	5310	15.10										
CH 102	5510	**17.40**	CH 102	17.3	17.3	17.3	17.1	17.1	17.1	17.1	17.1	17.1
CH 110	5550	17.20										
CH 134	5670	**17.40**										
CH 142	5710	17.20										

802.11ac VHT80 RF Output Power (dBm)													
Power vs. Channel			Power vs Data Rate										
Channel	Frequency (MHz)	MCS Index	Channel	MCS Index									
		MCS0		MCS1	MCS2	MCS3	MCS4	MCS5	MCS6	MCS7	MCS8	MCS9
Duty Cycle (%)		89.33		83.10	77.60	73.30	66.70	62.30	60.80	59.20	56.50	54.50
CH 042	5210	**16.60**	CH 042	16.40	16.50	16.50	16.40	16.40	16.40	16.40	16.40	16.40
CH 058	5290	**13.40**	CH 058	13.30	13.30	13.30	13.30	13.30	13.30	13.30	13.30	13.30
CH 106	5530	17.10	CH 122	17.30	17.30	17.30	17.30	17.30	17.30	17.30	17.30	17.30
CH 122	5610	**17.40**										
CH 138	5690	**17.40**										

<Ant. 2>

802.11a RF Output Power (dBm)											
Power vs. Channel			Power vs Data Rate								
Channel	Frequency (MHz)	Data Rate (bps)	Channel	Data Rate (bps)							
		6M		9M	12M	18M	24M	36M	48M	54M
Duty Cycle (%)		95.51		94.20	92.40	89.40	86.50	81.60	77.30	75.40
CH 036	5180	**17.80**	CH 036	17.70	17.70	17.70	17.70	17.70	17.70	17.70
CH 044	5220	17.70								
CH 048	5240	17.70								
CH 052	5260	17.60	CH 060	17.60	17.60	17.60	17.60	17.60	17.60	17.60
CH 060	5300	**17.70**								
CH 064	5320	17.60								
CH 100	5500	17.20	CH 116	17.30	17.30	17.10	17.20	17.30	17.30	17.30
CH 116	5580	**17.40**								
CH 140	5700	17.10								
CH 144	5720	17.10								

802.11n HT20 RF Output Power (dBm)										
Power vs. Channel			Power vs Data Rate							
Channel	Frequency (MHz)	MCS Index	Channel	MCS Index						
		MCS0		MCS1	MCS2	MCS3	MCS4	MCS5	MCS6	MCS7
Duty Cycle (%)		94.70		92.00	88.90	86.00	81.20	77.00	75.30	73.70
CH 036	5180	**17.60**	CH 036	17.50	17.20	17.20	17.20	17.30	17.30	17.30
CH 044	5220	**17.60**								
CH 048	5240	**17.60**								
CH 052	5260	**17.80**	CH 052	17.70	17.60	17.60	17.60	17.70	17.70	17.70
CH 060	5300	**17.80**								
CH 064	5320	17.50								
CH 100	5500	17.10	CH 116	17.20	17.10	17.10	17.20	17.20	17.20	17.20
CH 116	5580	**17.30**								
CH 140	5700	**17.30**								
CH 144	5720	**17.30**								

802.11n HT40 RF Output Power (dBm)											
Power vs. Channel			Power vs Data Rate								
Channel	Frequency (MHz)	MCS Index	Channel	MCS Index							
		MCS0		MCS1	MCS2	MCS3	MCS4	MCS5	MCS6	MCS7
Duty Cycle (%)		91.18		85.90	81.10	77.00	70.80	65.70	63.90	62.60
CH 038	5190	16.10	CH 046	17.40	17.50	17.50	17.20	17.20	17.20	17.20
CH 046	5230	**17.60**								
CH 054	5270	**17.60**	CH 054	17.50	17.50	17.50	17.20	17.20	17.20	17.20
CH 062	5310	14.90								
CH 102	5510	17.20	CH 134	16.7	16.7	16.7	16.9	16.9	16.9	16.9
CH 110	5550	17.20								
CH 134	5670	**17.30**								
CH 142	5710	17.10								

802.11ac VHT20 RF Output Power (dBm)											
Power vs. Channel			Power vs Data Rate								
Channel	Frequency (MHz)	MCS Index	Channel	MCS Index							
		MCS0		MCS1	MCS2	MCS3	MCS4	MCS5	MCS6	MCS7	MCS8
Duty Cycle (%)		95.98		92.00	88.90	86.20	81.40	77.50	75.50	74.10	71.10
CH 036	5180	**17.70**	CH 036	17.60	17.30	17.30	17.40	17.40	17.40	17.40	17.40
CH 044	5220	**17.70**									
CH 048	5240	**17.70**									
CH 052	5260	**17.90**	CH 052	17.80	17.70	17.70	17.70	17.80	17.80	17.80	17.80
CH 060	5300	**17.90**									
CH 064	5320	17.60									
CH 100	5500	17.20	CH 116	17.30	17.20	17.20	17.30	17.30	17.30	17.30	17.30
CH 116	5580	**17.40**									
CH 140	5700	**17.40**									
CH 144	5720	**17.40**									

802.11ac VHT40 RF Output Power (dBm)												
Power vs. Channel			Power vs Data Rate									
Channel	Frequency (MHz)	MCS Index	Channel	MCS Index								
		MCS0		MCS1	MCS2	MCS3	MCS4	MCS5	MCS6	MCS7	MCS8	MCS9
Duty Cycle (%)		91.26		85.90	81.20	77.20	71.30	66.40	64.50	63.20	60.30	58.60
CH 038	5190	16.20	CH 046	17.5	17.6	17.6	17.3	17.3	17.3	17.3	17.3	17.3
CH 046	5230	**17.70**										
CH 054	5270	**17.70**	CH 054	17.6	17.6	17.6	17.3	17.3	17.3	17.3	17.3	17.3
CH 062	5310	15.00										
CH 102	5510	17.30	CH 134	17.1	17.1	17.1	17.3	17.3	17.3	17.3	17.3	17.3
CH 110	5550	17.30										
CH 134	5670	**17.40**										
CH 142	5710	17.20										

802.11ac VHT80 RF Output Power (dBm)													
Power vs. Channel			Power vs Data Rate										
Channel	Frequency (MHz)	MCS Index	Channel	MCS Index									
		MCS0		MCS1	MCS2	MCS3	MCS4	MCS5	MCS6	MCS7	MCS8	MCS9
Duty Cycle (%)		89.05		83.10	77.60	73.50	66.80	62.30	60.80	59.10	56.30	54.40
CH 042	5210	**16.60**	CH 042	16.40	16.40	16.40	16.40	16.40	16.40	16.40	16.40	16.40
CH 058	5290	**13.30**	CH 058	13.20	13.20	13.20	13.20	13.20	13.20	13.20	13.20	13.20
CH 106	5530	**17.40**	CH 106	17.00	17.10	17.10	17.10	17.10	17.10	17.10	17.10	17.10
CH 122	5610	**17.40**										
CH 138	5690	**17.40**										

MIMO <Ant. 1+2>

802.11a RF Output Power (dBm)										
Power vs. Channel			Power vs Data Rate							
Channel	Frequency (MHz)	Data Rate (bps)	Channel	Data Rate (bps)						
		6M		9M	12M	18M	24M	36M	48M	54M
CH 036	5180	20.51	CH 048	20.81	20.81	20.41	20.46	20.81	20.81	20.81
CH 044	5220	20.46								
CH 048	5240	**20.86**								
CH 052	5260	20.36	CH 064	20.66	20.61	20.31	20.41	20.36	20.36	20.36
CH 060	5300	20.66								
CH 064	5320	**20.71**								
CH 100	5500	**19.46**	CH 100	19.41	19.41	19.26	19.31	19.36	19.36	19.41
CH 116	5580	19.26								
CH 140	5700	19.21								
CH 144	5720	19.16								

802.11n HT20 RF Output Power (dBm)										
Power vs. Channel			Power vs Data Rate							
Channel	Frequency (MHz)	MCS Index	Channel	MCS Index						
		MCS0		MCS1	MCS2	MCS3	MCS4	MCS5	MCS6	MCS7
CH 036	5180	20.71	CH 044	20.71	20.46	20.46	20.51	20.51	20.51	20.46
CH 044	5220	**20.76**								
CH 048	5240	20.71								
CH 052	5260	**20.71**	CH 052	20.51	20.41	20.41	20.41	20.41	20.41	20.31
CH 060	5300	20.61								
CH 064	5320	20.66								
CH 100	5500	**19.36**	CH 100	19.16	19.06	19.06	19.16	19.16	19.16	19.16
CH 116	5580	19.06								
CH 140	5700	19.11								
CH 144	5720	19.16								

802.11n HT40 RF Output Power (dBm)											
Power vs. Channel			Power vs Data Rate								
Channel	Frequency (MHz)	MCS Index	Channel	MCS Index							
		MCS0		MCS1	MCS2	MCS3	MCS4	MCS5	MCS6	MCS7
CH 038	5190	18.86	CH 046	20.76	20.76	20.81	20.46	20.51	20.51	20.51
CH 046	5230	**20.86**								
CH 054	5270	**20.66**	CH 054	20.61	20.61	20.61	20.41	20.36	20.36	20.41
CH 062	5310	16.21								
CH 102	5510	**19.41**	CH 102	19.11	19.16	19.21	19.36	19.36	19.36	19.36
CH 110	5550	19.36								
CH 134	5670	19.21								
CH 142	5710	19.21								

802.11ac VHT20 RF Output Power (dBm)											
Power vs. Channel			Power vs Data Rate								
Channel	Frequency (MHz)	MCS Index	Channel	MCS Index							
		MCS0		MCS1	MCS2	MCS3	MCS4	MCS5	MCS6	MCS7	MCS8
CH 036	5180	20.76	CH 044	20.71	20.56	20.56	20.56	20.56	20.56	20.56	20.56
CH 044	5220	**20.81**									
CH 048	5240	20.76									
CH 052	5260	20.66	CH 064	20.66	20.66	20.66	20.66	20.66	20.66	20.66	20.66
CH 060	5300	20.66									
CH 064	5320	**20.71**									
CH 100	5500	**19.41**	CH 100	19.41	19.31	19.31	19.41	19.41	19.41	19.41	19.41
CH 116	5580	19.11									
CH 140	5700	19.16									
CH 144	5720	19.21									

802.11ac VHT40 RF Output Power (dBm)												
Power vs. Channel			Power vs Data Rate									
Channel	Frequency (MHz)	MCS Index	Channel	MCS Index								
		MCS0		MCS1	MCS2	MCS3	MCS4	MCS5	MCS6	MCS7	MCS8	MCS9
CH 038	5190	18.91	CH 046	20.86	20.81	20.86	20.56	20.56	20.56	20.56	20.56	20.56
CH 046	5230	**20.91**										
CH 054	5270	**20.71**	CH 054	20.66	20.66	20.66	20.51	20.41	20.41	20.46	20.41	20.41
CH 062	5310	16.26										
CH 102	5510	**19.46**	CH 102	19.16	19.21	19.26	19.41	19.41	19.41	19.41	19.41	19.41
CH 110	5550	19.41										
CH 134	5670	19.26										
CH 142	5710	19.26										

802.11ac VHT80 RF Output Power (dBm)													
Power vs. Channel			Power vs Data Rate										
Channel	Frequency (MHz)	MCS Index	Channel	MCS Index									
		MCS0		MCS1	MCS2	MCS3	MCS4	MCS5	MCS6	MCS7	MCS8	MCS9
CH 042	5210	**15.36**	CH 042	15.16	15.21	15.21	15.16	15.16	15.21	15.16	15.16	15.16
CH 058	5290	**16.51**	CH 058	16.36	16.41	16.41	16.41	16.41	16.41	16.41	16.41	16.41
CH 106	5530	**19.46**	CH 106	19.26	19.36	19.36	19.41	19.41	19.36	19.41	19.31	19.41
CH 122	5610	19.26										
CH 138	5690	19.31										

<TXBF Mode>

<Ant. 1+2>

802.11ac VHT20 RF Output Power (dBm)												
Power vs. Channel			Power vs Data Rate									
Channel	Frequency (MHz)	MCS Index	Channel	MCS Index								
		MCS0		MCS1	MCS2	MCS3	MCS4	MCS5	MCS6	MCS7	MCS8
Duty Cycle (%)												
CH 036	5180	19.89	CH 044	19.92	19.63	19.66	19.87	19.85	19.87	19.85	19.75
CH 044	5220	**19.99**										
CH 048	5240	19.92										
CH 052	5260	19.82	CH 064	19.86	19.63	19.60	19.89	19.82	19.89	19.87	19.87
CH 060	5300	19.89										
CH 064	5320	**19.92**										
CH 100	5500	18.21	CH 144	18.67	18.36	18.36	18.68	18.68	18.68	18.68	18.68
CH 116	5580	18.42										
CH 140	5700	18.40										
CH 144	5720	**18.72**										

802.11ac VHT40 RF Output Power (dBm)													
Power vs. Channel			Power vs Data Rate										
Channel	Frequency (MHz)	MCS Index	Channel	MCS Index									
		MCS0		MCS1	MCS2	MCS3	MCS4	MCS5	MCS6	MCS7	MCS8	MCS9
CH 038	5190	19.94	CH 046	20.01	20.00	19.91	19.77	19.60	19.63	19.77	19.90	19.73
CH 046	5230	**20.10**										
CH 054	5270	**20.08**	CH 054	20.05	19.87	19.87	19.73	19.70	19.87	19.77	19.73	19.67
CH 062	5310	20.00										
CH 102	5510	18.39	CH 142	18.65	18.45	18.40	18.42	18.38	18.56	18.42	18.30	18.52
CH 110	5550	18.57										
CH 134	5670	18.57										
CH 142	5710	**18.77**										

802.11ac VHT80 RF Output Power (dBm)													
Power vs. Channel			Power vs Data Rate										
Channel	Frequency (MHz)	MCS Index	Channel	MCS Index									
		MCS0		MCS1	MCS2	MCS3	MCS4	MCS5	MCS6	MCS7	MCS8	MCS9
CH 042	5210	**20.21**	CH 042	20.15	20.15	20.15	20.01	20.05	20.00	20.01	19.85	19.85
CH 058	5290	**19.20**	CH 058	19.14	19.14	19.14	18.74	18.81	18.87	18.87	18.97	18.87
CH 106	5530	18.78	CH 138	18.88	18.83	18.88	18.58	18.54	18.54	18.60	18.61	18.50
CH 122	5610	18.68										
CH 138	5690	**18.94**										

2.3 Connection Diagram of Test System

<AC Conducted Emission Mode>

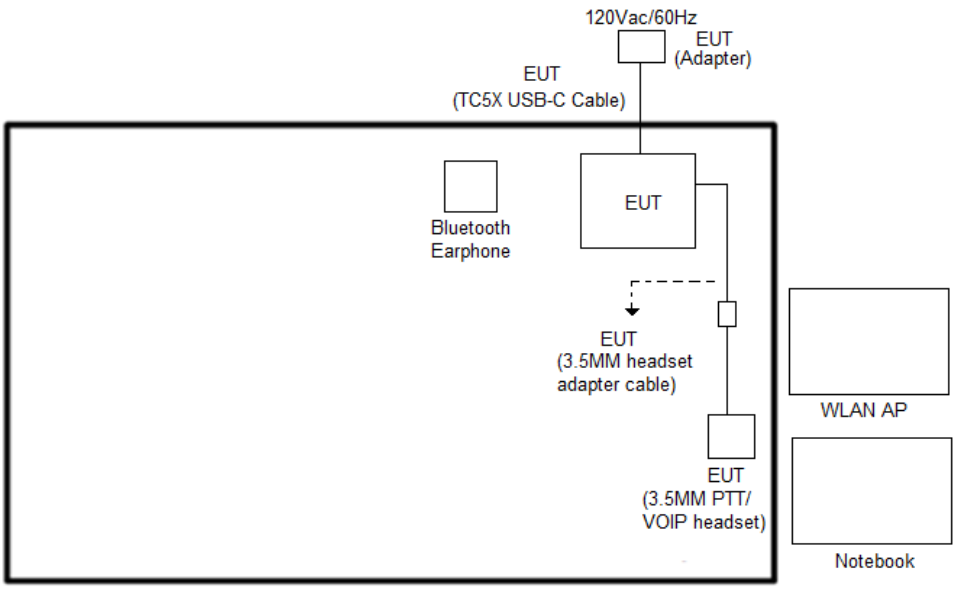

<WLAN CDD Tx Mode>

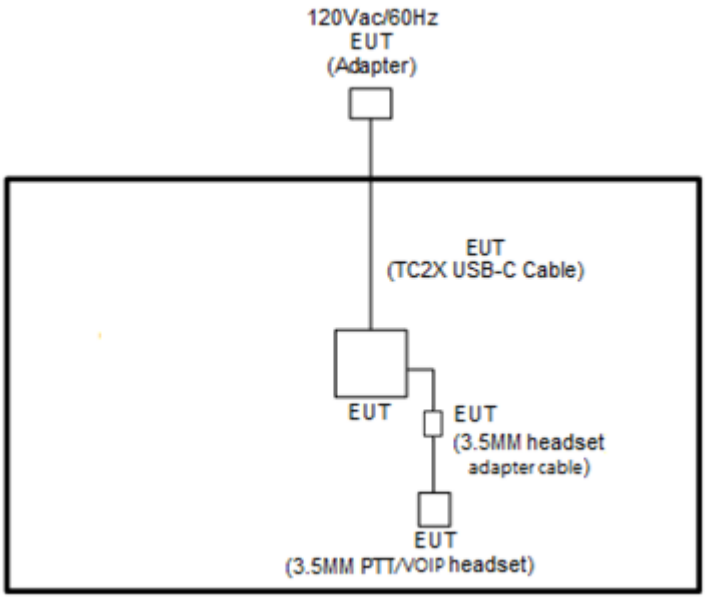

<WLAN TXBF Mode>

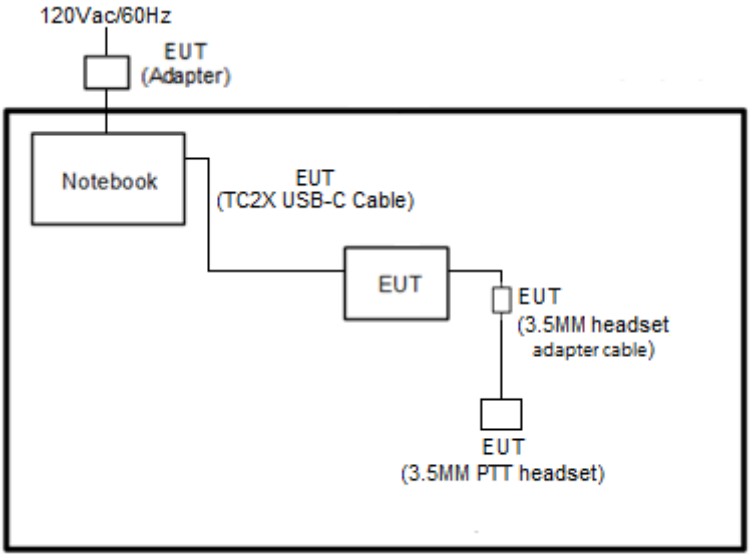

2.4 Support Unit used in test configuration and system

Item	Equipment	Trade Name	Model Name	FCC ID	Data Cable	Power Cord
1.	WLAN AP	ASUS	RT-AC66U	MSQ-RTAC66U	N/A	Unshielded,1.8m
2.	Bluetooth Earphone	Sony Ericsson	MW600	PY7DDA-2029	N/A	N/A
3.	Notebook	DELL	PP42L	FCC DoC	N/A	AC I/P: Unshielded, 0.8 m DC O/P: Shielded, 1.77 m
4.	Notebook	DELL	Latitude E3340	FCC DoC/ Contains FCC ID: PD97260NGU	N/A	AC I/P: Unshielded, 1.2 m DC O/P: Shielded, 1.8 m
5.	Barcode	N/A	N/A	N/A	N/A	N/A

2.5 EUT Operation Test Setup

The RF test items, utility "Qualcomm Radio Control Toolkit V3.0.303.0" was installed in Notebook which was programmed in order to make the EUT get into the engineering modes to provide channel selection, power level, data rate and the application type and for continuous transmitting signals.

For TXBF mode, the modulation modes and data rates manipulated by the command lines in the engineering program made the EUT link to another EUT by power under the normal operation. The "adb" software tool was used to enable the EUT to transmit signals continuously.

2.6 Measurement Results Explanation Example

For all conducted test items:

The offset level is set in the spectrum analyzer to compensate the RF cable loss and attenuator factor between EUT conducted output port and spectrum analyzer. With the offset compensation, the spectrum analyzer reading level is exactly the EUT RF output level.

Example :

The spectrum analyzer offset is derived from RF cable loss and attenuator factor.

Offset = RF cable loss + attenuator factor.

Following shows an offset computation example with cable loss 4.2 dB and 10dB attenuator.

Offset(dB) = RF cable loss(dB) + attenuator factor(dB).

= 4.2 + 10 = 14.2 (dB)

3 Test Result

3.1 26dB & 99% Occupied Bandwidth Measurement

3.1.1 Description of 26dB & 99% Occupied Bandwidth

This section is for reporting purpose only.

There is no restriction limits for bandwidth.

For Straddle Channel, according to KDB 789033 D02 General UNII Test Procedures New Rules v02r01, if the power and PSD of the devices are uniform and comply with the lower limits specified for the U-NII-2 bands, a single measurement over the entire emission bandwidth can be performed to show compliance.

3.1.2 Measuring Instruments

See list of measuring equipment of this test report.

3.1.3 Test Procedures

1. The testing follows FCC KDB 789033 D02 General UNII Test Procedures New Rules v02r01. Section C) Emission bandwidth
2. Set RBW = approximately 1% of the emission bandwidth.
3. Set the VBW > RBW.
4. Detector = Peak.
5. Trace mode = max hold
6. Measure the maximum width of the emission that is 26 dB down from the peak of the emission. Compare this with the RBW setting of the analyzer. Readjust RBW and repeat measurement as needed until the RBW/EBW ratio is approximately 1%.
7. For 99% Bandwidth Measurement, the spectrum analyzer's resolution bandwidth (RBW) is set 1-5% of the emission bandwidth and set the Video bandwidth (VBW) ≥ 3 * RBW.
8. Measure and record the results in the test report.

3.1.4 Test Setup

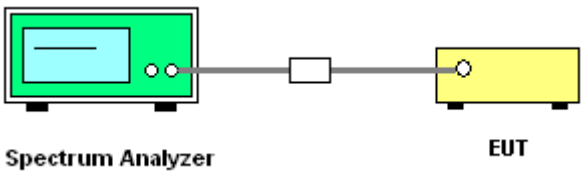

3.1.5 Test Result of 26dB & 99% Occupied Bandwidth

Test Engineer :	Luffy Lin	Temperature :	21~25℃
		Relative Humidity :	51~54%

<CDD Mode>

Band I												
Mod.	Data Rate	NTX	CH.	Freq. (MHz)	99% Bandwidth (MHz)		26 dB Bandwidth (MHz)		IC 99% Bandwidth Power Limit (dBm)		IC 99% Bandwidth EIRP Limit (dBm)	
					Ant 1	Ant 2	Ant 1	Ant 2	Ant 1	Ant 2	Ant 1	Ant 2
11a	6Mbps	1	36	5180	16.80	16.80	24.70	25.50	-		22.25	22.25
11a	6Mbps	1	44	5220	16.70	16.75	24.80	25.10	-		22.23	22.24
11a	6Mbps	1	48	5240	16.80	16.75	24.90	25.30	-		22.25	22.24
VHT20	MCS0	1	36	5180	17.95	17.95	25.90	25.70	-		22.54	22.54
VHT20	MCS0	1	44	5220	17.85	17.90	25.20	25.60	-		22.52	22.53
VHT20	MCS0	1	48	5240	17.95	17.85	26.10	25.70	-		22.54	22.52
VHT40	MCS0	1	38	5190	36.50	36.50	42.12	42.12	-		23.01	23.01
VHT40	MCS0	1	46	5230	36.50	36.50	41.94	41.94	-		23.01	23.01
VHT80	MCS0	1	42	5210	76.68	76.92	83.84	83.84	-		23.01	23.01
11a	6Mbps	2	36	5180	16.75	16.80	24.40	24.30	-		22.24	
11a	6Mbps	2	44	5220	16.65	16.80	24.40	24.10	-		22.21	
11a	6Mbps	2	48	5240	16.80	16.70	24.70	24.70	-		22.23	
VHT20	MCS0	2	36	5180	18.00	17.95	25.50	26.00	-		22.54	
VHT20	MCS0	2	44	5220	17.95	17.95	25.10	26.10	-		22.54	
VHT20	MCS0	2	48	5240	17.90	17.90	26.60	25.90	-		22.53	
VHT40	MCS0	2	38	5190	36.50	36.50	42.66	42.30	-		23.01	
VHT40	MCS0	2	46	5230	36.50	36.50	42.12	41.94	-		23.01	
VHT80	MCS0	2	42	5210	76.80	77.04	83.52	84.16	-		23.01	

Band II														
Mod.	Data Rate	NTX	CH.	Freq. (MHz)	99% Bandwidth (MHz)		26 dB Bandwidth (MHz)		IC 99% Bandwidth Power Limit (dBm)		IC 99% Bandwidth EIRP Limit (dBm)		FCC 26dB Bandwidth Power Limit (dBm)	
					Ant 1	Ant 2	Ant 1	Ant 2	Ant 1	Ant 2	Ant 1	Ant 2	Ant 1	Ant 2
11a	6Mbps	1	52	5260	16.75	16.75	24.20	25.10	23.24	23.24	29.24	29.24	23.98	23.98
11a	6Mbps	1	60	5300	16.80	16.80	24.90	24.30	23.25	23.25	29.25	29.25	23.98	23.98
11a	6Mbps	1	64	5320	16.80	16.75	24.20	24.40	23.25	23.24	29.25	29.24	23.98	23.98
VHT20	MCS0	1	52	5260	17.95	17.95	25.50	26.00	23.54	23.54	29.54	29.54	23.98	23.98
VHT20	MCS0	1	60	5300	17.90	17.85	27.30	26.40	23.53	23.52	29.53	29.52	23.98	23.98
VHT20	MCS0	1	64	5320	17.90	17.90	25.80	25.90	23.53	23.53	29.53	29.53	23.98	23.98
VHT40	MCS0	1	54	5270	36.60	36.60	42.48	42.30	23.98	23.98	30.00	30.00	23.98	23.98
VHT40	MCS0	1	62	5310	36.60	36.60	42.30	42.48	23.98	23.98	30.00	30.00	23.98	23.98
VHT80	MCS0	1	58	5290	76.92	76.92	83.20	83.84	23.98	23.98	30.00	30.00	23.98	23.98
11a	6Mbps	2	52	5260	16.80	16.75	25.00	25.10	23.24		29.24		23.98	
11a	6Mbps	2	60	5300	16.75	16.75	24.30	25.30	23.24		29.24		23.98	
11a	6Mbps	2	64	5320	16.80	16.85	25.10	24.60	23.25		29.25		23.98	
VHT20	MCS0	2	52	5260	17.90	17.95	25.70	25.30	23.53		29.53		23.98	
VHT20	MCS0	2	60	5300	17.85	17.90	26.70	25.80	23.52		29.52		23.98	
VHT20	MCS0	2	64	5320	17.85	17.90	25.20	27.10	23.52		29.52		23.98	
VHT40	MCS0	2	54	5270	36.50	36.60	42.30	42.48	23.98		30.00		23.98	
VHT40	MCS0	2	62	5310	36.60	36.60	42.30	42.66	23.98		30.00		23.98	
VHT80	MCS0	2	58	5290	76.80	76.92	84.48	83.52	23.98		30.00		23.98	

Band III																
Mod.	Data Rate	NTX	CH.	Freq. (MHz)	99% Bandwidth In U-NII 2C (MHz)		26 dB Bandwidth In U-NII 2C (MHz)		IC 99% Bandwidth Power Limit (dBm)		IC 99% Bandwidth EIRP Limit (dBm)		FCC 26dB Bandwidth Power Limit (dBm)		6 dB Bandwidth for Straddle Channel (MHz)	
					Ant 1	Ant 2	Ant 1	Ant 2	Ant 1	Ant 2	Ant 1	Ant 2	Ant 1	Ant 2	Ant 1	Ant 2
11a	6Mbps	1	100	5500	16.75	16.70	24.50	24.60	23.24	23.23	29.24	29.23	23.98	23.98	----	----
11a	6Mbps	1	116	5580	16.65	16.70	24.40	24.00	23.21	23.23	29.21	29.23	23.98	23.98	----	----
11a	6Mbps	1	140	5700	16.75	16.70	24.80	24.80	23.24	23.23	29.24	29.23	23.98	23.98	----	----
11a	6Mbps	1	144	5720	13.40	13.35	17.00	17.00	22.27	22.25	28.27	28.25	23.30	23.30	2.9	3.2
VHT20	MCS0	1	100	5500	17.85	17.90	25.40	25.30	23.52	23.53	29.52	29.53	23.98	23.98	----	----
VHT20	MCS0	1	116	5580	17.90	17.90	25.80	26.30	23.53	23.53	29.53	29.53	23.98	23.98	----	----
VHT20	MCS0	1	140	5700	17.90	17.90	25.50	26.40	23.53	23.53	29.53	29.53	23.98	23.98	----	----
VHT20	MCS0	1	144	5720	13.90	13.95	17.70	17.80	22.43	22.45	28.43	28.45	23.48	23.50	2.6	3.5
VHT40	MCS0	1	102	5510	36.60	36.50	42.12	42.12	23.98	23.98	30.00	30.00	23.98	23.98	----	----
VHT40	MCS0	1	110	5550	36.50	36.60	42.30	42.48	23.98	23.98	30.00	30.00	23.98	23.98	----	----
VHT40	MCS0	1	134	5670	36.50	36.60	42.12	42.30	23.98	23.98	30.00	30.00	23.98	23.98	----	----
VHT40	MCS0	1	142	5710	33.30	33.20	36.06	35.88	23.98	23.98	30.00	30.00	23.98	23.98	2.64	3
VHT80	MCS0	1	106	5530	76.92	76.92	83.52	83.84	23.98	23.98	30.00	30.00	23.98	23.98	----	----
VHT80	MCS0	1	122	5610	76.68	76.80	84.16	83.52	23.98	23.98	30.00	30.00	23.98	23.98	----	----
VHT80	MCS0	1	138	5690	73.28	73.28	75.96	76.92	23.98	23.98	30.00	30.00	23.98	23.98	2.76	2.76

Band III																
Mod.	Data Rate	NTX	CH.	Freq. (MHz)	99% Bandwidth In U-NII 2C (MHz)		26 dB Bandwidth In U-NII 2C (MHz)		IC 99% Bandwidth Power Limit (dBm)		IC 99% Bandwidth EIRP Limit (dBm)		FCC 26dB Bandwidth Power Limit (dBm)		6 dB Bandwidth for Straddle Channel (MHz)	
					Ant 1	Ant 2	Ant 1	Ant 2	Ant 1	Ant 2	Ant 1	Ant 2	Ant 1	Ant 2	Ant 1	Ant 2
11a	6Mbps	2	100	5500	16.70	16.70	24.60	25.10	23.23		29.23		23.98		----	----
11a	6Mbps	2	116	5580	16.70	16.70	24.10	24.80	23.23		29.23		23.98		----	----
11a	6Mbps	2	140	5700	16.70	16.75	24.60	24.30	23.23		29.23		23.98		----	----
11a	6Mbps	2	144	5720	13.35	13.35	17.00	17.40	22.25		28.25		23.30		3.2	2.9
VHT20	MCS0	2	100	5500	18.00	17.90	25.70	24.60	23.53		29.53		23.98		----	----
VHT20	MCS0	2	116	5580	17.85	17.85	25.70	25.20	23.52		29.52		23.98		----	----
VHT20	MCS0	2	140	5700	17.95	17.85	25.60	25.40	23.52		29.52		23.98		----	----
VHT20	MCS0	2	144	5720	13.95	13.90	18.00	17.30	22.43		28.43		23.38		3.6	2.6
VHT40	MCS0	2	102	5510	36.50	36.60	42.12	42.12	23.98		30.00		23.98		----	----
VHT40	MCS0	2	110	5550	36.50	36.60	42.30	42.30	23.98		30.00		23.98		----	----
VHT40	MCS0	2	134	5670	36.60	36.60	42.30	42.30	23.98		30.00		23.98		----	----
VHT40	MCS0	2	142	5710	33.20	33.30	35.70	36.06	23.98		30.00		23.98		3.18	2.64
VHT80	MCS0	2	106	5530	76.80	76.92	83.84	83.52	23.98		30.00		23.98		----	----
VHT80	MCS0	2	122	5610	76.92	76.80	83.20	83.20	23.98		30.00		23.98		----	----
VHT80	MCS0	2	138	5690	73.28	73.40	76.60	76.60	23.98		30.00		23.98		2.76	2.76

Maximum 26dB Bandwidth

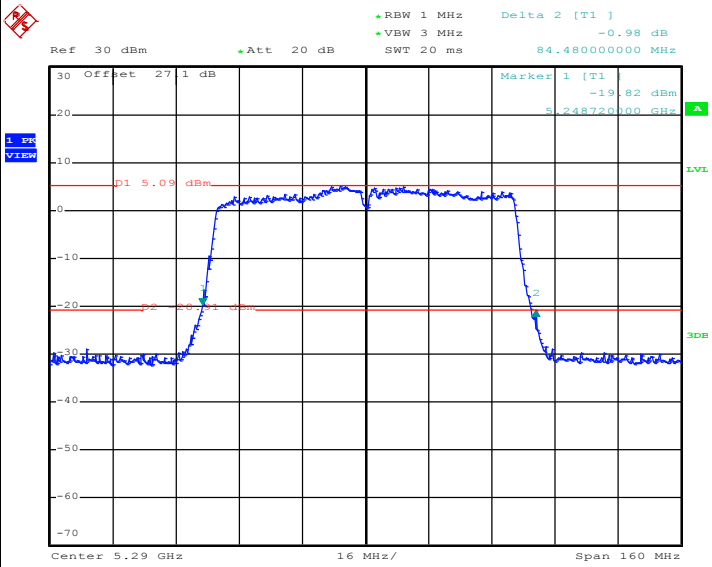

Date: 31.MAY.2019 06:29:01

Maximum 99% Occupied Bandwidth

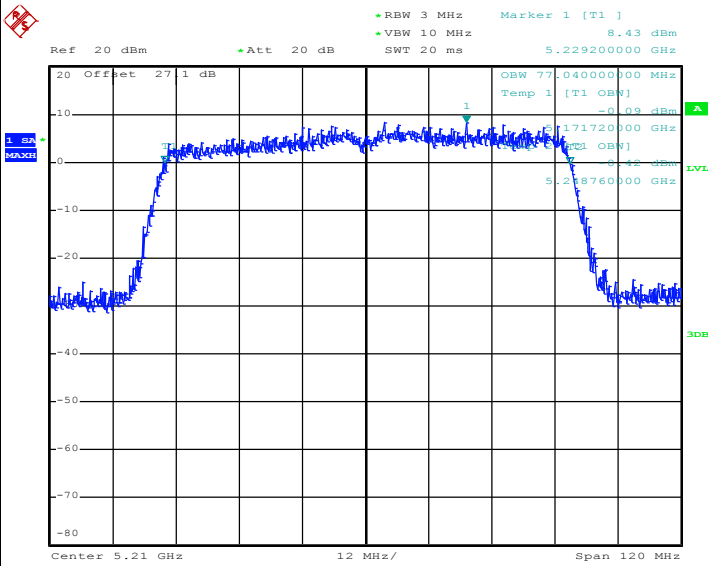

Date: 30.MAY.2019 03:13:28

Note: The occupied channel bandwidth is maintained within the band of operation for all of the modulations.

Test Engineer :	Richard Qiu	Temperature :	21~25℃
		Relative Humidity :	51~54%

<TXBF Modes>

Band I												
Mod.	Data Rate	NTX	CH.	Freq. (MHz)	99% Bandwidth (MHz)		26 dB Bandwidth (MHz)		IC 99% Bandwidth Power Limit (dBm)		IC 99% Bandwidth EIRP Limit (dBm)	
					Ant 1	Ant 2	Ant 1	Ant 2	Ant 1	Ant 2	Ant 1	Ant 2
VHT20	MCS0	2	36	5180	17.80	18.55	24.15	27.60	-		22.50	
VHT20	MCS0	2	44	5220	17.85	18.20	24.40	26.55	-		22.52	
VHT20	MCS0	2	48	5240	17.80	18.10	24.80	26.10	-		22.50	
VHT40	MCS0	2	38	5190	36.60	36.70	41.63	42.30	-		23.01	
VHT40	MCS0	2	46	5230	36.70	36.60	41.22	42.25	-		23.01	
VHT80	MCS0	2	42	5210	76.68	76.92	82.56	83.44	-		23.01	

Band II														
Mod.	Data Rate	NTX	CH.	Freq. (MHz)	99% Bandwidth (MHz)		26 dB Bandwidth (MHz)		IC 99% Bandwidth Power Limit (dBm)		IC 99% Bandwidth EIRP Limit (dBm)		FCC 26dB Bandwidth Power Limit (dBm)	
					Ant 1	Ant 2	Ant 1	Ant 2	Ant 1	Ant 2	Ant 1	Ant 2	Ant 1	Ant 2
VHT20	MCS0	2	52	5260	17.80	18.50	23.35	27.20	23.50		29.50		23.98	
VHT20	MCS0	2	60	5300	17.80	18.70	23.30	28.15	23.50		29.50		23.98	
VHT20	MCS0	2	64	5320	17.80	18.50	23.45	28.65	23.50		29.50		23.98	
VHT40	MCS0	2	54	5270	36.70	36.60	42.30	42.66	23.98		30.00		23.98	
VHT40	MCS0	2	62	5310	36.60	36.70	41.67	42.30	23.98		30.00		23.98	
VHT80	MCS0	2	58	5290	76.92	77.04	82.93	83.32	23.98		30.00		23.98	

Band III																
Mod.	Data Rate	NTX	CH.	Freq. (MHz)	99% Bandwidth In U-NII 2C (MHz)		26 dB Bandwidth In U-NII 2C (MHz)		IC 99% Bandwidth Power Limit (dBm)		IC 99% Bandwidth EIRP Limit (dBm)		FCC 26dB Bandwidth Power Limit (dBm)		6 dB Bandwidth for Straddle Channel (MHz)	
					Ant 1	Ant 2	Ant 1	Ant 2	Ant 1	Ant 2	Ant 1	Ant 2	Ant 1	Ant 2	Ant 1	Ant 2
VHT20	MCS0	2	100	5500	17.75	18.60	23.75	27.60	23.49		29.49		23.98		----	----
VHT20	MCS0	2	116	5580	17.70	18.80	23.60	27.65	23.48		29.48		23.98		----	----
VHT20	MCS0	2	140	5700	17.80	18.75	23.70	28.00	23.50		29.50		23.98		----	----
VHT20	MCS0	2	144	5720	13.95	14.30	16.80	18.70	22.45		28.45		23.25		2.55	3.75
VHT40	MCS0	2	102	5510	36.80	36.70	40.93	42.46	23.98		30.00		23.98		----	----
VHT40	MCS0	2	110	5550	36.50	36.70	41.57	42.48	23.98		30.00		23.98		----	----
VHT40	MCS0	2	134	5670	36.60	36.70	41.70	42.42	23.98		30.00		23.98		----	----
VHT40	MCS0	2	142	5710	33.30	33.40	35.88	36.42	23.98		30.00		23.98		3.09	3.18
VHT80	MCS0	2	106	5530	76.92	77.04	83.84	83.08	23.98		30.00		23.98		----	----
VHT80	MCS0	2	122	5610	76.80	77.04	83.52	83.82	23.98		30.00		23.98		----	----
VHT80	MCS0	2	138	5690	73.40	73.40	76.10	76.92	23.98		30.00		23.98		2.59	2.83

Maximum 26dB Bandwidth

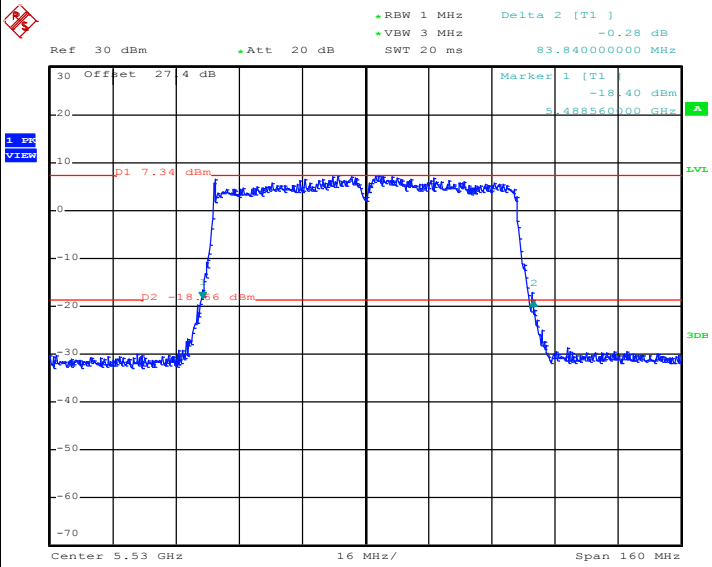

Date: 18.JUN.2019 16:50:43

Maximum 99% Occupied Bandwidth

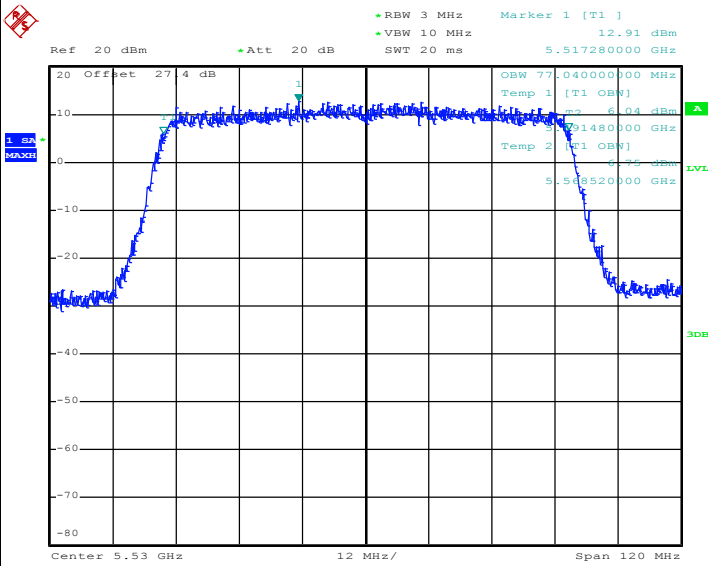

Date: 18.JUN.2019 16:49:54

Note: The occupied channel bandwidth is maintained within the band of operation for all of the modulations.

3.2 Maximum Conducted Output Power Measurement

3.2.1 Limit of Maximum Conducted Output Power

<FCC 14-30 CFR 15.407>

For the 5.15–5.25 GHz bands:

- For mobile and portable client devices in the 5.15–5.25 GHz band, the maximum conducted output power over the frequency band of operation shall not exceed 250 mW. For an indoor access point operating in the band 5.15-5.25 GHz, the maximum conducted output power over the frequency band of operation shall not exceed 1 W.

For the 5.25–5.725 GHz bands:

- The maximum conducted output power over the frequency bands of operation shall not exceed the lesser of 250 mW or 11 dBm 10 log B, where B is the 26 dB emission bandwidth in megahertz.

For Straddle Channel, according to KDB 789033 D02 General UNII Test Procedures New Rules v02r01, if the power and PSD of the devices are uniform and comply with the lower limits specified for the U-NII-2 bands, a single measurement over the entire emission bandwidth can be performed to show compliance.

If transmitting antennas of directional gain greater than 6 dBi are used, the peak output power shall be reduced by the amount in dB that the directional gain of the antenna exceeds 6 dBi.

Note that U-NII-2 band, devices with a maximum e.i.r.p. greater than 500 mW shall implement TPC in order to have the capability to operate at least 6 dB below the maximum permitted e.i.r.p. of 1 W.

3.2.2 Measuring Instruments

See list of measuring equipment of this test report.

3.2.3 Test Procedures

<CDD Modes>

The testing follows Method PM-G of FCC KDB 789033 D02 General UNII Test Procedures New Rules v02r01.

Method PM-G (Measurement using a gated RF average power meter):

1. Measurement is performed using a wideband RF power meter.
2. The EUT is configured to transmit at its maximum power control level.
3. Measure the average power of the transmitter
4. Since the measurement is made only during the ON time of the transmitter, no duty cycle correction factor is required.

<TXBF Modes>

The testing follows Method PM-G of FCC KDB 789033 D02 General UNII Test Procedures New Rules v02r01 for TXBF modes.

Method PM-G (Measurement using a gated RF average power meter):

1. Measurement is performed using a wideband RF power meter.
2. The EUT is configured to transmit at its maximum power control level.
3. Measure the average power of the transmitter
4. Since the measurement is made only during the ON time of the transmitter, no duty cycle correction factor is required.

For Straddle Channel, according to KDB 789033 D02 General UNII Test Procedures New Rules v02r01, if the power and PSD of the devices are uniform and comply with the lower limits specified for the U-NII-2 bands, a single measurement over the entire emission bandwidth can be performed to show compliance.

3.2.4 Test Setup

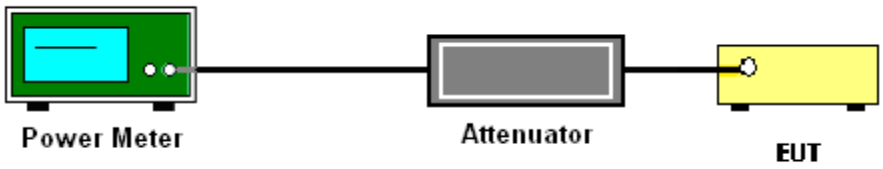

3.2.5 Test Result of Maximum Conducted Output Power

Test Engineer :	Luffy Lin	Temperature :	21~25℃
		Relative Humidity :	51~54%

<CDD Mode>

FCC Band I												
Mod.	Data Rate	NTX	CH.	Freq. (MHz)	Average Conducted Power (dBm)			FCC Conducted Power Limit (dBm)		DG (dBi)		Pass/Fail
					Ant 1	Ant 2	SUM	Ant 1	Ant 2	Ant 1	Ant 2	
11a	6Mbps	1	36	5180	17.70	17.80		24.00	24.00	1.83	2.75	Pass
11a	6Mbps	1	44	5220	17.70	17.70		24.00	24.00	1.83	2.75	Pass
11a	6Mbps	1	48	5240	17.70	17.70		24.00	24.00	1.83	2.75	Pass
HT20	MCS0	1	36	5180	17.60	17.60		24.00	24.00	1.83	2.75	Pass
HT20	MCS0	1	44	5220	17.60	17.60		24.00	24.00	1.83	2.75	Pass
HT20	MCS0	1	48	5240	17.60	17.60		24.00	24.00	1.83	2.75	Pass
HT40	MCS0	1	38	5190	16.00	16.10		24.00	24.00	1.83	2.75	Pass
HT40	MCS0	1	46	5230	17.80	17.60		24.00	24.00	1.83	2.75	Pass
VHT20	MCS0	1	36	5180	17.70	17.70		24.00	24.00	1.83	2.75	Pass
VHT20	MCS0	1	44	5220	17.70	17.70		24.00	24.00	1.83	2.75	Pass
VHT20	MCS0	1	48	5240	17.70	17.70		24.00	24.00	1.83	2.75	Pass
VHT40	MCS0	1	38	5190	16.10	16.20		24.00	24.00	1.83	2.75	Pass
VHT40	MCS0	1	46	5230	17.90	17.70		24.00	24.00	1.83	2.75	Pass
VHT80	MCS0	1	42	5210	16.60	16.60		24.00	24.00	1.83	2.75	Pass
11a	6Mbps	2	36	5180	17.50	17.50	20.51	24.00		2.75		Pass
11a	6Mbps	2	44	5220	17.40	17.50	20.46	24.00		2.75		Pass
11a	6Mbps	2	48	5240	17.80	17.90	20.86	24.00		2.75		Pass
HT20	MCS0	2	36	5180	17.70	17.70	20.71	24.00		2.75		Pass
HT20	MCS0	2	44	5220	17.70	17.80	20.76	24.00		2.75		Pass
HT20	MCS0	2	48	5240	17.70	17.70	20.71	24.00		2.75		Pass
HT40	MCS0	2	38	5190	15.80	15.90	18.86	24.00		2.75		Pass
HT40	MCS0	2	46	5230	17.90	17.80	20.86	24.00		2.75		Pass
VHT20	MCS0	2	36	5180	17.70	17.80	20.76	24.00		2.75		Pass
VHT20	MCS0	2	44	5220	17.80	17.80	20.81	24.00		2.75		Pass
VHT20	MCS0	2	48	5240	17.70	17.80	20.76	24.00		2.75		Pass
VHT40	MCS0	2	38	5190	15.80	16.00	18.91	24.00		2.75		Pass
VHT40	MCS0	2	46	5230	17.90	17.90	20.91	24.00		2.75		Pass
VHT80	MCS0	2	42	5210	12.20	12.50	15.36	24.00		2.75		Pass

FCC Band II													
Mod.	Data Rate	NTX	CH.	Freq. (MHz)	Average Conducted Power (dBm)			FCC Conducted Power Limit (dBm)		DG (dBi)		EIRP Power Limit (dBm)	Pass/Fail
					Ant 1	Ant 2	SUM	Ant 1	Ant 2	Ant 1	Ant 2		
11a	6Mbps	1	52	5260	17.60	17.60		23.98	23.98	2.28	2.28	30	Pass
11a	6Mbps	1	60	5300	17.60	17.70		23.98	23.98	2.28	2.28	30	Pass
11a	6Mbps	1	64	5320	17.70	17.60		23.98	23.98	2.28	2.28	30	Pass
HT20	MCS0	1	52	5260	17.80	17.80		23.98	23.98	2.28	2.28	30	Pass
HT20	MCS0	1	60	5300	17.80	17.80		23.98	23.98	2.28	2.28	30	Pass
HT20	MCS0	1	64	5320	17.50	17.50		23.98	23.98	2.28	2.28	30	Pass
HT40	MCS0	1	54	5270	17.60	17.60		23.98	23.98	2.28	2.28	30	Pass
HT40	MCS0	1	62	5310	15.00	14.90		23.98	23.98	2.28	2.28	30	Pass
VHT20	MCS0	1	52	5260	17.90	17.90		23.98	23.98	2.28	2.28	30	Pass
VHT20	MCS0	1	60	5300	17.90	17.90		23.98	23.98	2.28	2.28	30	Pass
VHT20	MCS0	1	64	5320	17.60	17.60		23.98	23.98	2.28	2.28	30	Pass
VHT40	MCS0	1	54	5270	17.70	17.70		23.98	23.98	2.28	2.28	30	Pass
VHT40	MCS0	1	62	5310	15.10	15.00		23.98	23.98	2.28	2.28	30	Pass
VHT80	MCS0	1	58	5290	13.40	13.30		23.98	23.98	2.28	2.28	30	Pass
11a	6Mbps	2	52	5260	17.30	17.40	20.36	23.98		2.28		30	Pass
11a	6Mbps	2	60	5300	17.60	17.70	20.66	23.98		2.28		30	Pass
11a	6Mbps	2	64	5320	17.70	17.70	20.71	23.98		2.28		30	Pass
HT20	MCS0	2	52	5260	17.70	17.70	20.71	23.98		2.28		30	Pass
HT20	MCS0	2	60	5300	17.60	17.60	20.61	23.98		2.28		30	Pass
HT20	MCS0	2	64	5320	17.70	17.60	20.66	23.98		2.28		30	Pass
HT40	MCS0	2	54	5270	17.60	17.70	20.66	23.98		2.28		30	Pass
HT40	MCS0	2	62	5310	13.20	13.20	16.21	23.98		2.28		30	Pass
VHT20	MCS0	2	52	5260	17.60	17.70	20.66	23.98		2.28		30	Pass
VHT20	MCS0	2	60	5300	17.60	17.70	20.66	23.98		2.28		30	Pass
VHT20	MCS0	2	64	5320	17.70	17.70	20.71	23.98		2.28		30	Pass
VHT40	MCS0	2	54	5270	17.60	17.80	20.71	23.98		2.28		30	Pass
VHT40	MCS0	2	62	5310	13.20	13.30	16.26	23.98		2.28		30	Pass
VHT80	MCS0	2	58	5290	13.50	13.50	16.51	23.98		2.28		30	Pass

FCC Band III													
Mod.	Data Rate	NTX	CH.	Freq. (MHz)	Average Conducted Power (dBm)			FCC Conducted Power Limit (dBm)		DG (dBi)		EIRP Power Limit (dBm)	Pass/Fail
					Ant 1	Ant 2	SUM	Ant 1	Ant 2	Ant 1	Ant 2		
11a	6Mbps	1	100	5500	17.30	17.20		23.98	23.98	2.81	2.04	30	Pass
11a	6Mbps	1	116	5580	17.40	17.40		23.98	23.98	2.81	2.04	30	Pass
11a	6Mbps	1	140	5700	17.40	17.10		23.98	23.98	2.81	2.04	30	Pass
11a	6Mbps	1	144	5720	17.40	17.10		23.30	23.30	2.81	2.04	30	Pass
HT20	MCS0	1	100	5500	17.10	17.10		23.98	23.98	2.81	2.04	30	Pass
HT20	MCS0	1	116	5580	17.10	17.30		23.98	23.98	2.81	2.04	30	Pass
HT20	MCS0	1	140	5700	17.20	17.30		23.98	23.98	2.81	2.04	30	Pass
HT20	MCS0	1	144	5720	17.30	17.30		23.48	23.50	2.81	2.04	30	Pass
HT40	MCS0	1	102	5510	17.30	17.20		23.98	23.98	2.81	2.04	30	Pass
HT40	MCS0	1	110	5550	17.10	17.20		23.98	23.98	2.81	2.04	30	Pass
HT40	MCS0	1	134	5670	17.30	17.30		23.98	23.98	2.81	2.04	30	Pass
HT40	MCS0	1	142	5710	17.10	17.10		23.98	23.98	2.81	2.04	30	Pass
VHT20	MCS0	1	100	5500	17.20	17.20		23.98	23.98	2.81	2.04	30	Pass
VHT20	MCS0	1	116	5580	17.20	17.40		23.98	23.98	2.81	2.04	30	Pass
VHT20	MCS0	1	140	5700	17.30	17.40		23.98	23.98	2.81	2.04	30	Pass
VHT20	MCS0	1	144	5720	17.40	17.40		23.48	23.50	2.81	2.04	30	Pass
VHT40	MCS0	1	102	5510	17.40	17.30		23.98	23.98	2.81	2.04	30	Pass
VHT40	MCS0	1	110	5550	17.20	17.30		23.98	23.98	2.81	2.04	30	Pass
VHT40	MCS0	1	134	5670	17.40	17.40		23.98	23.98	2.81	2.04	30	Pass
VHT40	MCS0	1	142	5710	17.20	17.20		23.98	23.98	2.81	2.04	30	Pass
VHT80	MCS0	1	106	5530	17.10	17.40		23.98	23.98	2.81	2.04	30	Pass
VHT80	MCS0	1	122	5610	17.40	17.40		23.98	23.98	2.81	2.04	30	Pass
VHT80	MCS0	1	138	5690	17.40	17.40		23.98	23.98	2.81	2.04	30	Pass

FCC Band III													
Mod.	Data Rate	NTX	CH.	Freq. (MHz)	Average Conducted Power (dBm)			FCC Conducted Power Limit (dBm)		DG (dBi)		EIRP Power Limit (dBm)	Pass/Fail
					Ant 1	Ant 2	SUM	Ant 1	Ant 2	Ant 1	Ant 2		
11a	6Mbps	2	100	5500	16.40	16.50	19.46	23.98		2.81		30	Pass
11a	6Mbps	2	116	5580	16.20	16.30	19.26	23.98		2.81		30	Pass
11a	6Mbps	2	140	5700	16.10	16.30	19.21	23.98		2.81		30	Pass
11a	6Mbps	2	144	5720	16.10	16.20	19.16	23.30		2.81		30	Pass
HT20	MCS0	2	100	5500	16.30	16.40	19.36	23.98		2.81		30	Pass
HT20	MCS0	2	116	5580	16.10	16.00	19.06	23.98		2.81		30	Pass
HT20	MCS0	2	140	5700	16.10	16.10	19.11	23.98		2.81		30	Pass
HT20	MCS0	2	144	5720	16.20	16.10	19.16	23.38		2.81		30	Pass
HT40	MCS0	2	102	5510	16.40	16.40	19.41	23.98		2.81		30	Pass
HT40	MCS0	2	110	5550	16.30	16.40	19.36	23.98		2.81		30	Pass
HT40	MCS0	2	134	5670	16.20	16.20	19.21	23.98		2.81		30	Pass
HT40	MCS0	2	142	5710	16.20	16.20	19.21	23.98		2.81		30	Pass
VHT20	MCS0	2	100	5500	16.40	16.40	19.41	23.98		2.81		30	Pass
VHT20	MCS0	2	116	5580	16.10	16.10	19.11	23.98		2.81		30	Pass
VHT20	MCS0	2	140	5700	16.20	16.10	19.16	23.98		2.81		30	Pass
VHT20	MCS0	2	144	5720	16.30	16.10	19.21	23.38		2.81		30	Pass
VHT40	MCS0	2	102	5510	16.40	16.50	19.46	23.98		2.81		30	Pass
VHT40	MCS0	2	110	5550	16.40	16.40	19.41	23.98		2.81		30	Pass
VHT40	MCS0	2	134	5670	16.20	16.30	19.26	23.98		2.81		30	Pass
VHT40	MCS0	2	142	5710	16.20	16.30	19.26	23.98		2.81		30	Pass
VHT80	MCS0	2	106	5530	16.40	16.50	19.46	23.98		2.81		30	Pass
VHT80	MCS0	2	122	5610	16.30	16.20	19.26	23.98		2.81		30	Pass
VHT80	MCS0	2	138	5690	16.30	16.30	19.31	23.98		2.81		30	Pass

Test Engineer :	Richard Qiu	Temperature :	21~25℃
		Relative Humidity :	51~54%

<TXBF>

FCC Band I													
Mod.	Data Rate	NTX	CH.	Freq. (MHz)	Average Conducted Power (dBm)			FCC Conducted Power Limit (dBm)		DG (dBi)		Pass/Fail
					Ant 1	Ant 2	SUM	Ant 1	Ant 2	Ant 1	Ant 2	
VHT20	MCS0	2	36	5180	15.70	17.80	19.89	24.00		5.31		Pass
VHT20	MCS0	2	44	5220	15.80	17.90	19.99	24.00		5.31		Pass
VHT20	MCS0	2	48	5240	15.80	17.80	19.92	24.00		5.31		Pass
VHT40	MCS0	2	38	5190	16.00	17.70	19.94	24.00		5.31		Pass
VHT40	MCS0	2	46	5230	16.10	17.90	20.10	24.00		5.31		Pass
VHT80	MCS0	2	42	5210	16.50	17.80	20.21	24.00		5.31		Pass

FCC Band II													
Mod.	Data Rate	NTX	CH.	Freq. (MHz)	Average Conducted Power (dBm)			FCC Conducted Power Limit (dBm)		DG (dBi)		EIRP Power Limit (dBm)	Pass/Fail
					Ant 1	Ant 2	SUM	Ant 1	Ant 2	Ant 1	Ant 2		
VHT20	MCS0	2	52	5260	15.70	17.70	19.82	23.98		5.29		30	Pass
VHT20	MCS0	2	60	5300	15.70	17.80	19.89	23.98		5.29		30	Pass
VHT20	MCS0	2	64	5320	15.80	17.80	19.92	23.98		5.29		30	Pass
VHT40	MCS0	2	54	5270	16.20	17.80	20.08	23.98		5.29		30	Pass
VHT40	MCS0	2	62	5310	16.00	17.80	20.00	23.98		5.29		30	Pass
VHT80	MCS0	2	58	5290	15.60	16.70	19.20	23.98		5.29		30	Pass

FCC Band III													
Mod.	Data Rate	NTX	CH.	Freq. (MHz)	Average Conducted Power (dBm)			FCC Conducted Power Limit (dBm)		DG (dBi)		EIRP Power Limit (dBm)	Pass/Fail
					Ant 1	Ant 2	SUM	Ant 1	Ant 2	Ant 1	Ant 2		
VHT20	MCS0	2	100	5500	13.90	16.20	18.21	23.98		5.44		30	Pass
VHT20	MCS0	2	116	5580	14.30	16.30	18.42	23.98		5.44		30	Pass
VHT20	MCS0	2	140	5700	14.40	16.20	18.40	23.98		5.44		30	Pass
VHT20	MCS0	2	144	5720	14.90	16.40	18.72	23.25		5.44		30	Pass
VHT40	MCS0	2	102	5510	14.20	16.30	18.39	23.98		5.44		30	Pass
VHT40	MCS0	2	110	5550	14.80	16.20	18.57	23.98		5.44		30	Pass
VHT40	MCS0	2	134	5670	14.80	16.20	18.57	23.98		5.44		30	Pass
VHT40	MCS0	2	142	5710	15.00	16.40	18.77	23.98		5.44		30	Pass
VHT80	MCS0	2	106	5530	15.30	16.20	18.78	23.98		5.44		30	Pass
VHT80	MCS0	2	122	5610	15.20	16.10	18.68	23.98		5.44		30	Pass
VHT80	MCS0	2	138	5690	15.40	16.40	18.94	23.98		5.44		30	Pass

3.3 Power Spectral Density Measurement

3.3.1 Limit of Power Spectral Density

<FCC 14-30 CFR 15.407>

For the 5.15–5.25 GHz bands:

For mobile and portable client devices in the 5.15–5.25 GHz band, the maximum power spectral density shall not exceed 11 dBm in any 1.0 MHz band. For an indoor access point operating in the band 5.15-5.25 GHz, the maximum power spectral density shall not exceed 17 dBm in any 1.0 MHz band.

For the 5.25–5.725 GHz bands:

The maximum power spectral density shall not exceed 11 dBm in any 1.0 MHz band.

For Straddle Channel, according to KDB 789033 D02 General UNII Test Procedures New Rules v02r01, if the power and PSD of the devices are uniform and comply with the lower limits specified for the U-NII-2 bands, a single measurement over the entire emission bandwidth can be performed to show compliance.

If transmitting antennas of directional gain greater than 6 dBi are used, the peak output power shall be reduced by the amount in dB that the directional gain of the antenna exceeds 6 dBi.

3.3.2 Measuring Instruments

See list of measuring equipment of this test report.

3.3.3 Test Procedures

The testing follows FCC KDB 789033 D02 General UNII Test Procedures New Rules v02r01. Section F) Maximum power spectral density.

<CDD Modes>

 # Method SA-2 #

(trace averaging across on and off times of the EUT transmissions, followed by duty cycle correction).

- Measure the duty cycle.
- Set span to encompass the entire emission bandwidth (EBW) of the signal.
- Set RBW = 1 MHz.
- Set VBW ≥ 3 MHz.
- Number of points in sweep ≥ 2 Span / RBW.
- Sweep time = auto.
- Detector = RMS
- Trace average at least 100 traces in power averaging mode.
- Add 10 log(1/x), where x is the duty cycle, to the measured power in order to compute the average power during the actual transmission times. For example, add 10 log(1/0.25) = 6 dB if the duty cycle is 25 percent.

<TXBF Modes>

 # Method SA-3 #

(power averaging (rms) detection with max hold):

- Set span to encompass the entire emission bandwidth (EBW) of the signal.
- Set RBW = 1 MHz.
- Set VBW ≥ 3 MHz
- Number of points in sweep ≥ 2 Span / RBW.
- Sweep time ≤ (number of points in sweep) × T, when duty cycle is less than 98 percent where T is the minimum transmission duration over which the transmitter is on and is transmitting at its maximum power control level for the tested mode of operation.
- Detector = power averaging (rms).
- Trace mode = max hold.
- Allow max hold to run for at least 60 seconds, or longer as needed to allow the trace to stabilize.

1. The RF output of EUT was connected to the spectrum analyzer by a low loss cable.
2. Each plot has already offset with cable loss, and attenuator loss. Measure the PPSD and record it.
3. For MIMO mode, calculation method follows FCC KDB 662911 D01 Multiple Transmitter Output v02r01.

   Method (a): Measure and sum the spectra across the outputs.

   The total final Power Spectral Density is from a device with 2 transmitter outputs. The spectrum measurements of the individual outputs are all performed with the same span and number of points; the spectrum value in the first spectral bin of output 1 is summed with that in the first spectral bin of output 2 to obtain the value for the first frequency bin of the summed spectrum.

3.3.4 Test Setup

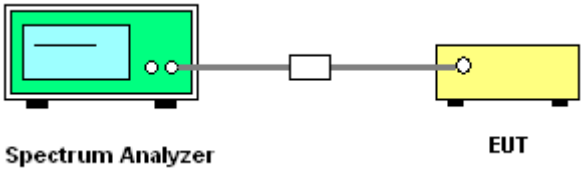

3.3.5 Test Result of Power Spectral Density

Test Engineer :	Aking Chang, Howard Lin	Temperature :	21~25℃
		Relative Humidity :	51~54%

<CDD Modes>

FCC Band I															
Mod.	Data Rate	NTX	CH.	Freq. (MHz)	Duty Factor (dB)		Average Power Density (dBm/MHz)			Average PSD Limit (dBm/MHz)		DG (dBi)		Pass /Fail
					Ant 1	Ant 2	Ant 1	Ant 2	SUM	Ant 1	Ant 2	Ant 1	Ant 2	
11a	6Mbps	1	36	5180	0.00	0.00	8.54	8.13		11.00	11.00	1.83	2.75	Pass
11a	6Mbps	1	44	5220	0.00	0.00	8.44	7.95		11.00	11.00	1.83	2.75	Pass
11a	6Mbps	1	48	5240	0.00	0.00	8.41	8.14		11.00	11.00	1.83	2.75	Pass
VHT20	MCS0	1	36	5180	0.00	0.00	8.02	8.14		11.00	11.00	1.83	2.75	Pass
VHT20	MCS0	1	44	5220	0.00	0.00	7.89	7.84		11.00	11.00	1.83	2.75	Pass
VHT20	MCS0	1	48	5240	0.00	0.00	7.89	7.91		11.00	11.00	1.83	2.75	Pass
VHT40	MCS0	1	38	5190	0.00	0.00	3.31	1.61		11.00	11.00	1.83	2.75	Pass
VHT40	MCS0	1	46	5230	0.00	0.00	4.46	4.50		11.00	11.00	1.83	2.75	Pass
VHT80	MCS0	1	42	5210	0.00	0.00	0.63	0.58		11.00	11.00	1.83	2.75	Pass
11a	6Mbps	2	36	5180	0.00	0.00			10.73	11.00		5.31		Pass
11a	6Mbps	2	44	5220	0.00	0.00			10.64	11.00		5.31		Pass
11a	6Mbps	2	48	5240	0.00	0.00			10.79	11.00		5.31		Pass
VHT20	MCS0	2	36	5180	0.00	0.00			10.67	11.00		5.31		Pass
VHT20	MCS0	2	44	5220	0.00	0.00			10.97	11.00		5.31		Pass
VHT20	MCS0	2	48	5240	0.00	0.00			10.87	11.00		5.31		Pass
VHT40	MCS0	2	38	5190	0.00	0.00			5.54	11.00		5.31		Pass
VHT40	MCS0	2	46	5230	0.00	0.00			7.65	11.00		5.31		Pass
VHT80	MCS0	2	42	5210	0.00	0.00			-0.67	11.00		5.31		Pass

Band II														
Mod.	Data Rate	NTX	CH.	Freq. (MHz)	Duty Factor (dB)		Average Power Density (dBm/MHz)			Average PSD Limit (dBm/MHz)		DG (dBi)		Pass /Fail
					Ant 1	Ant 2	Ant 1	Ant 2	SUM	Ant 1	Ant 2	Ant 1	Ant 2	
11a	6Mbps	1	52	5260	0.00	0.00	8.04	7.92		11.00	11.00	2.28	2.28	Pass
11a	6Mbps	1	60	5300	0.00	0.00	7.83	8.08		11.00	11.00	2.28	2.28	Pass
11a	6Mbps	1	64	5320	0.00	0.00	7.80	7.73		11.00	11.00	2.28	2.28	Pass
VHT20	MCS0	1	52	5260	0.00	0.00	8.62	8.24		11.00	11.00	2.28	2.28	Pass
VHT20	MCS0	1	60	5300	0.00	0.00	7.91	8.15		11.00	11.00	2.28	2.28	Pass
VHT20	MCS0	1	64	5320	0.00	0.00	7.78	7.71		11.00	11.00	2.28	2.28	Pass
VHT40	MCS0	1	54	5270	0.00	0.00	4.36	4.49		11.00	11.00	2.28	2.28	Pass
VHT40	MCS0	1	62	5310	0.00	0.00	1.61	1.44		11.00	11.00	2.28	2.28	Pass
VHT80	MCS0	1	58	5290	0.00	0.00	-2.45	-2.74		11.00	11.00	2.28	2.28	Pass
11a	6Mbps	2	52	5260	0.00	0.00			10.50	11.00		5.29		Pass
11a	6Mbps	2	60	5300	0.00	0.00			10.82	11.00		5.29		Pass
11a	6Mbps	2	64	5320	0.00	0.00			10.84	11.00		5.29		Pass
VHT20	MCS0	2	52	5260	0.00	0.00			10.76	11.00		5.29		Pass
VHT20	MCS0	2	60	5300	0.00	0.00			10.72	11.00		5.29		Pass
VHT20	MCS0	2	64	5320	0.00	0.00			10.81	11.00		5.29		Pass
VHT40	MCS0	2	54	5270	0.00	0.00			7.34	11.00		5.29		Pass
VHT40	MCS0	2	62	5310	0.00	0.00			2.56	11.00		5.29		Pass
VHT80	MCS0	2	58	5290	0.00	0.00			0.87	11.00		5.29		Pass

Band III														
Mod.	Data Rate	NTX	CH.	Freq. (MHz)	Duty Factor (dB)		Average Power Density (dBm/MHz)			Average PSD Limit (dBm/MHz)		DG (dBi)		Pass /Fail
					Ant 1	Ant 2	Ant 1	Ant 2	SUM	Ant 1	Ant 2	Ant 1	Ant 2	
11a	6Mbps	1	100	5500	0.00	0.00	7.97	7.69		11.00	11.00	2.81	2.04	Pass
11a	6Mbps	1	116	5580	0.00	0.00	7.89	8.26		11.00	11.00	2.81	2.04	Pass
11a	6Mbps	1	140	5700	0.00	0.00	8.05	7.87		11.00	11.00	2.81	2.04	Pass
11a	6Mbps	1	144	5720	0.00	0.00	8.25	7.65		11.00	11.00	2.81	2.04	Pass
VHT20	MCS0	1	100	5500	0.00	0.00	7.96	7.94		11.00	11.00	2.81	2.04	Pass
VHT20	MCS0	1	116	5580	0.00	0.00	7.97	8.09		11.00	11.00	2.81	2.04	Pass
VHT20	MCS0	1	140	5700	0.00	0.00	7.93	7.87		11.00	11.00	2.81	2.04	Pass
VHT20	MCS0	1	144	5720	0.00	0.00	8.05	8.13		11.00	11.00	2.81	2.04	Pass
VHT40	MCS0	1	102	5510	0.00	0.00	4.26	4.42		11.00	11.00	2.81	2.04	Pass
VHT40	MCS0	1	110	5550	0.00	0.00	4.22	4.00		11.00	11.00	2.81	2.04	Pass
VHT40	MCS0	1	134	5670	0.00	0.00	4.33	4.52		11.00	11.00	2.81	2.04	Pass
VHT40	MCS0	1	142	5710	0.00	0.00	3.83	4.33		11.00	11.00	2.81	2.04	Pass
VHT80	MCS0	1	106	5530	0.00	0.00	1.44	2.01		11.00	11.00	2.81	2.04	Pass
VHT80	MCS0	1	122	5610	0.00	0.00	1.87	2.06		11.00	11.00	2.81	2.04	Pass
VHT80	MCS0	1	138	5690	0.00	0.00	1.50	1.77		11.00	11.00	2.81	2.04	Pass
11a	6Mbps	2	100	5500	0.00	0.00			9.88	11.00		5.44		Pass
11a	6Mbps	2	116	5580	0.00	0.00			9.67	11.00		5.44		Pass
11a	6Mbps	2	140	5700	0.00	0.00			9.56	11.00		5.44		Pass
11a	6Mbps	2	144	5720	0.00	0.00			9.47	11.00		5.44		Pass
VHT20	MCS0	2	100	5500	0.00	0.00			9.95	11.00		5.44		Pass
VHT20	MCS0	2	116	5580	0.00	0.00			9.79	11.00		5.44		Pass
VHT20	MCS0	2	140	5700	0.00	0.00			9.28	11.00		5.44		Pass
VHT20	MCS0	2	144	5720	0.00	0.00			9.05	11.00		5.44		Pass
VHT40	MCS0	2	102	5510	0.00	0.00			6.45	11.00		5.44		Pass
VHT40	MCS0	2	110	5550	0.00	0.00			6.53	11.00		5.44		Pass
VHT40	MCS0	2	134	5670	0.00	0.00			6.11	11.00		5.44		Pass
VHT40	MCS0	2	142	5710	0.00	0.00			6.01	11.00		5.44		Pass
VHT80	MCS0	2	106	5530	0.00	0.00			3.98	11.00		5.44		Pass
VHT80	MCS0	2	122	5610	0.00	0.00			3.62	11.00		5.44		Pass
VHT80	MCS0	2	138	5690	0.00	0.00			3.40	11.00		5.44		Pass

Worst Case Power Density (dBm/MHz)

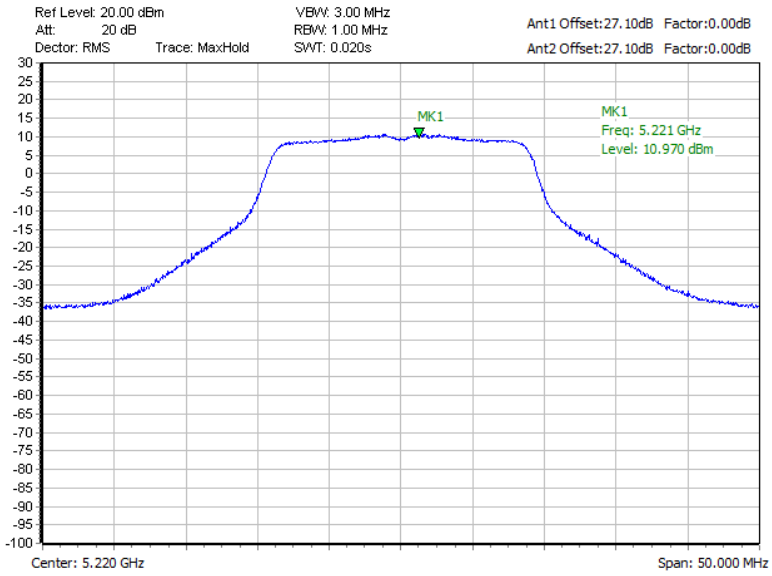

Note: Average Power Density (dB) = Measured value+ Duty Factor

<TXBF Modes>

Test Engineer :	Richard Qiu	Temperature :	21~25℃
		Relative Humidity :	51~54%

FCC Band I														
Mod.	Data Rate	NTX	CH.	Freq. (MHz)	Duty Factor (dB)		Average Power Density (dBm/MHz)			Average PSD Limit (dBm/MHz)		DG (dBi)		Pass /Fail
					Ant 1	Ant 2	Ant 1	Ant 2	SUM	Ant 1	Ant 2	Ant 1	Ant 2	
VHT20	MCS0	2	36	5180	0.00	0.00			10.43	11.00		5.31		Pass
VHT20	MCS0	2	44	5220	0.00	0.00			10.84	11.00		5.31		Pass
VHT20	MCS0	2	48	5240	0.00	0.00			10.33	11.00		5.31		Pass
VHT40	MCS0	2	38	5190	0.00	0.00			7.45	11.00		5.31		Pass
VHT40	MCS0	2	46	5230	0.00	0.00			7.36	11.00		5.31		Pass
VHT80	MCS0	2	42	5210	0.00	0.00			4.40	11.00		5.31		Pass

Band II														
Mod.	Data Rate	NTX	CH.	Freq. (MHz)	Duty Factor (dB)		Average Power Density (dBm/MHz)			Average PSD Limit (dBm/MHz)		DG (dBi)		Pass /Fail
					Ant 1	Ant 2	Ant 1	Ant 2	SUM	Ant 1	Ant 2	Ant 1	Ant 2	
VHT20	MCS0	2	52	5260	0.00	0.00			10.29	11.00		5.29		Pass
VHT20	MCS0	2	60	5300	0.00	0.00			10.29	11.00		5.29		Pass
VHT20	MCS0	2	64	5320	0.00	0.00			10.00	11.00		5.29		Pass
VHT40	MCS0	2	54	5270	0.00	0.00			8.14	11.00		5.29		Pass
VHT40	MCS0	2	62	5310	0.00	0.00			7.28	11.00		5.29		Pass
VHT80	MCS0	2	58	5290	0.00	0.00			5.06	11.00		5.29		Pass

Band III													
Mod.	Data Rate	NTX	CH.	Freq. (MHz)	Duty Factor (dB)		Average Power Density (dBm/MHz)			Average PSD Limit (dBm/MHz)		DG (dBi)	Pass /Fail
					Ant 1	Ant 2	Ant 1	Ant 2	SUM	Ant 1	Ant 2	Ant 1	
VHT20	MCS0	2	100	5500	0.00	0.00			9.10	11.00		5.44	Pass
VHT20	MCS0	2	116	5580	0.00	0.00			9.23	11.00		5.44	Pass
VHT20	MCS0	2	140	5700	0.00	0.00			8.83	11.00		5.44	Pass
VHT20	MCS0	2	144	5720	0.00	0.00			9.60	11.00		5.44	Pass
VHT40	MCS0	2	102	5510	0.00	0.00			6.00	11.00		5.44	Pass
VHT40	MCS0	2	110	5550	0.00	0.00			7.00	11.00		5.44	Pass
VHT40	MCS0	2	134	5670	0.00	0.00			6.82	11.00		5.44	Pass
VHT40	MCS0	2	142	5710	0.00	0.00			6.70	11.00		5.44	Pass
VHT80	MCS0	2	106	5530	0.00	0.00			4.16	11.00		5.44	Pass
VHT80	MCS0	2	122	5610	0.00	0.00			3.35	11.00		5.44	Pass
VHT80	MCS0	2	138	5690	0.00	0.00			4.91	11.00		5.44	Pass

Worst Case Power Density (dBm/MHz)

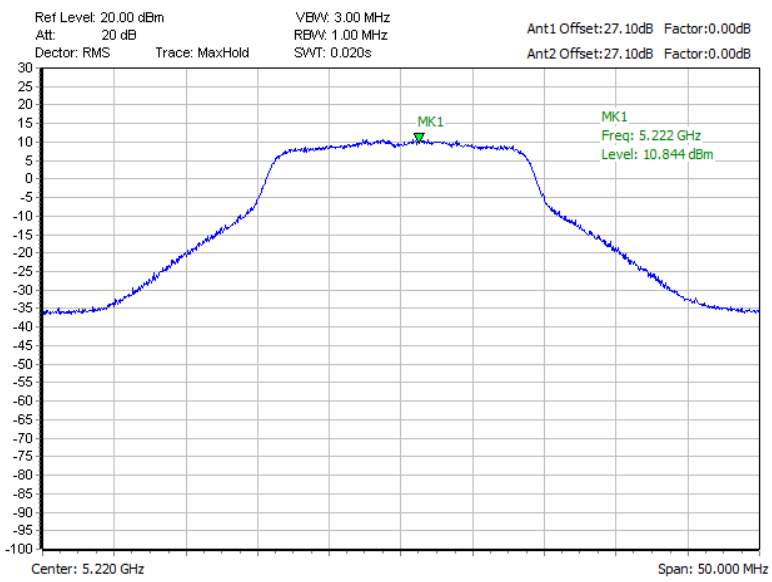

3.4 Unwanted Emissions Measurement

This section is to measure unwanted emissions through radiated measurement for band edge spurious emissions and out of band emissions measurement.

3.4.1 Limit of Unwanted Emissions

(1) For transmitters operating in the 5150-5250 MHz band: all emissions outside of the 5150-5350 MHz band shall not exceed an EIRP of –27dBm/MHz.

For transmitters operating in the 5250-5350 MHz band: all emissions outside of the 5150-5350 MHz band shall not exceed an EIRP of -27 dBm/MHz. Devices operating in the 5250-5350 MHz band that generate emissions in the 5150-5250 MHz band must meet all applicable technical requirements for operation in the 5150-5250 MHz band (including indoor use) or alternatively meet an out-of-band emission EIRP limit of -27 dBm/MHz in the 5150-5250 MHz band.

For transmitters operating in the 5470-5600 MHz and 5650-5725MHz band: all emissions outside of the 5470-5600 MHz and 5650-5725MHz band shall not exceed an EIRP of -27 dBm/MHz.

(2) Unwanted spurious emissions fallen in restricted bands shall comply with the general field strength limits as below table:

Frequency (MHz)	Field Strength (microvolts/meter)	Measurement Distance (meters)
0.009 – 0.490	2400/F(kHz)	300
0.490 – 1.705	24000/F(kHz)	30
1.705 – 30.0	30	30
30 – 88	100	3
88 – 216	150	3
216 - 960	200	3
Above 960	500	3

Note: The following formula is used to convert the EIRP to field strength.

$$E=\frac{1000000\sqrt{30P}}{3}$$ μV/m, where P is the eirp (Watts)

EIRP (dBm)	Field Strength at 3m (dBμV/m)
- 27	68.3

(3) KDB789033 D02 v02r01 G)2)c)

(i) Section 15.407(b)(1) to (b)(3) specify the unwanted emission limits for the U-NII-1 and U-NII-2 bands. As specified, emissions above 1000 MHz that are outside of the restricted bands are subject to a peak emission limit of -27 dBm/MHz.3

(ii) Section 15.407(b)(4) specifies the unwanted emission limit for the U-NII-3 band. A band emissions mask is specified in Section 15.407(b)(4)(i). The emission limits are in terms of a Peak detector. An alternative to the band emissions mask is specified in Section 15.407(b)(4)(ii). The alternative limits are based on the highest antenna gain specified in the filing. There are also marketing and importation restrictions for the devices using the alternative limit.[4]

Note 3: An out-of-band emission that complies with both the average and peak limits of Section 15.209 is not required to satisfy the -27 dBm/MHz peak emission limit.

Note 4: Only devices with antenna gains of 10 dBi or less may be approved using the emission limits specified in Section 15.247(d) till March 2, 2018; all other devices operating in this band must use the mask specified in Section 15.407(b)(4)(i).

3.4.2 Measuring Instruments

See list of measuring equipment of this test report.

3.4.3 Test Procedures

1. The testing follows FCC KDB 789033 D02 General UNII Test Procedures New Rules v02r01.

   Section G) Unwanted emissions measurement.

   (1) Procedure for Unwanted Emissions Measurements Below 1000MHz

   - RBW = 120 kHz
   - VBW = 300 kHz
   - Detector = Peak
   - Trace mode = max hold

   (2) Procedure for Peak Unwanted Emissions Measurements Above 1000 MHz

   - RBW = 1 MHz
   - VBW ≥ 3 MHz
   - Detector = Peak
   - Sweep time = auto
   - Trace mode = max hold

(3) Procedures for Average Unwanted Emissions Measurements Above 1000MHz

- RBW = 1 MHz
- VBW = 10 Hz, when duty cycle is no less than 98 percent.
- VBW ≥ 1/T, when duty cycle is less than 98 percent where T is the minimum transmission duration over which the transmitter is on and is transmitting at its maximum power control level for the tested mode of operation.

2. The EUT was placed on a turntable with 0.8 meter for frequency below 1GHz and 1.5 meter for frequency above 1GHz respectively above ground.
3. The EUT was set 3 meters from the interference receiving antenna which was mounted on the top of a variable height antenna tower.
4. The antenna is a broadband antenna and its height is adjusted between one meter and four meters above ground to find the maximum value of the field strength for both horizontal polarization and vertical polarization of the antenna.
5. For each suspected emission, the EUT was arranged to its worst case and then adjust the antenna tower (from 1 m to 4 m) and turntable (from 0 degree to 360 degrees) to find the maximum reading.
6. For testing below 1GHz, if the emission level of the EUT in peak mode was 3 dB lower than the limit specified, then peak values of EUT will be reported, otherwise, the emissions will be repeated one by one using the CISPR quasi-peak method and reported.
7. For testing above 1GHz, the emission level of the EUT in peak mode was 20dB lower than average limit (that means the emission level in average mode also complies with the limit in average mode), then peak values of EUT will be reported, otherwise, the emissions will be measured in average mode again and reported.

3.4.4 Test Setup

For radiated emissions below 30MHz

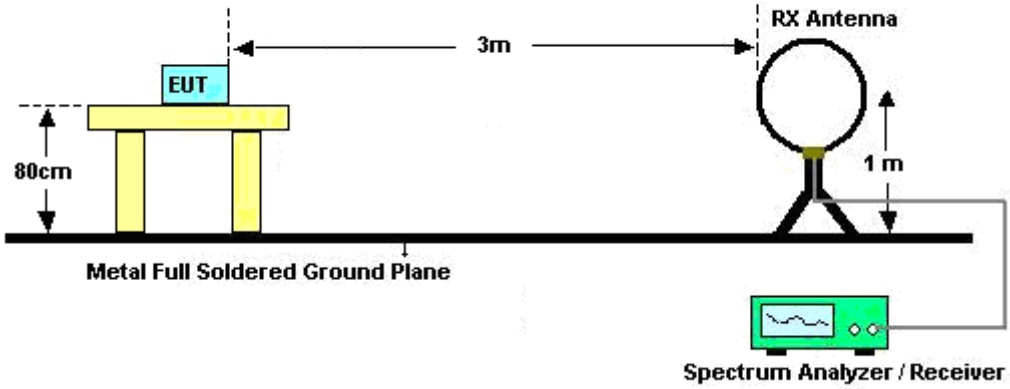

For radiated emissions from 30MHz to 1GHz

<CDD Mode>

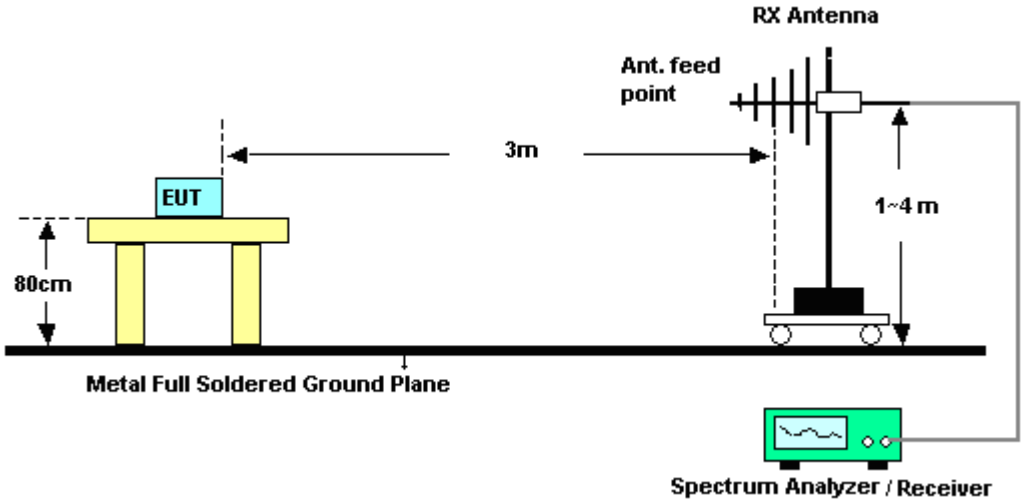

<TXBF Modes>

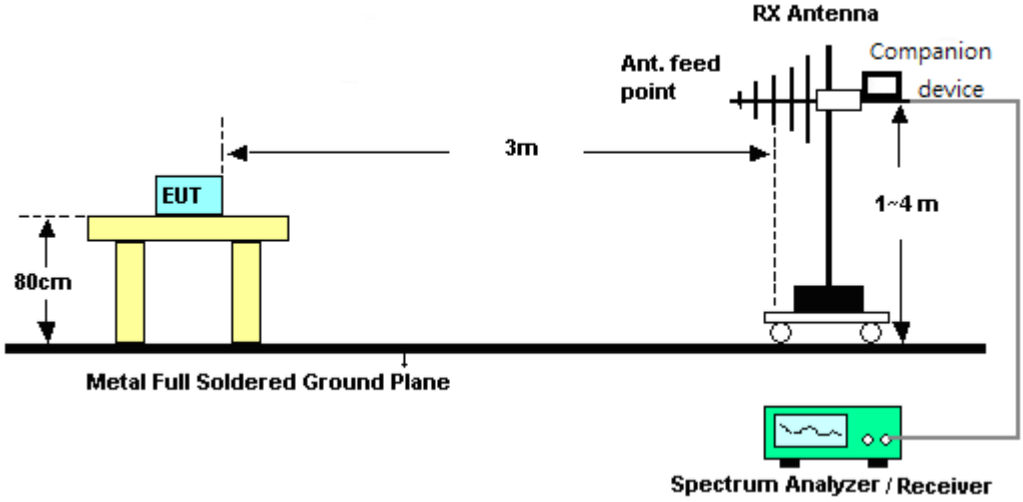

For radiated emissions above 1GHz

<CDD Mode>

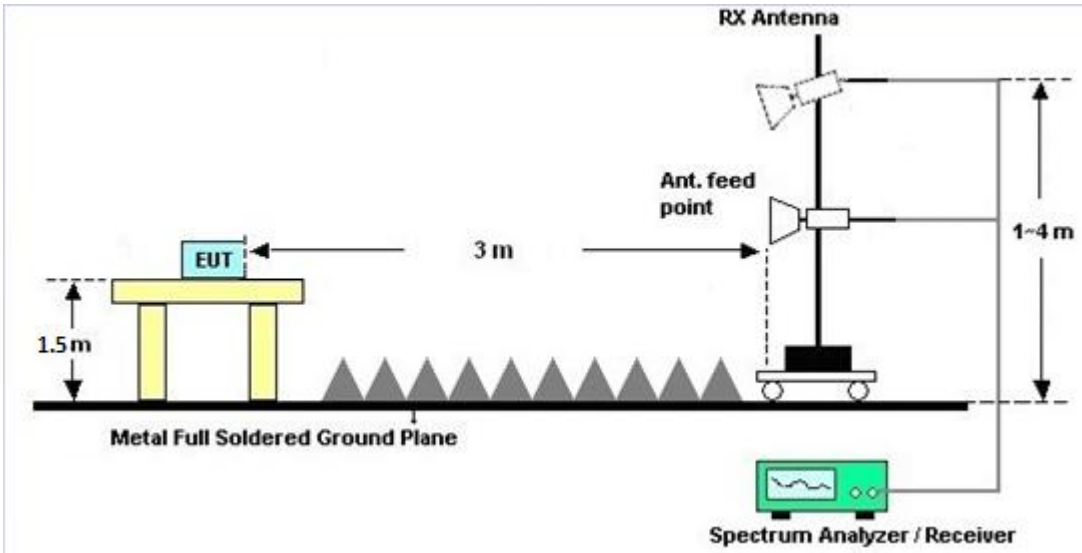

<TXBF Modes>

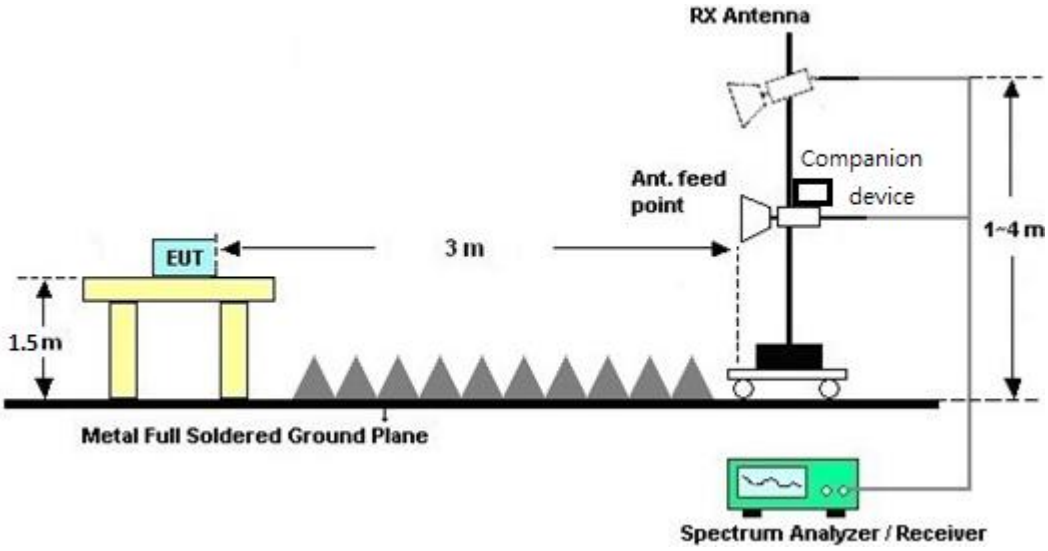

3.4.5 Test Results of Radiated Spurious Emissions (9 kHz ~ 30 MHz)

The low frequency, which started from 9 kHz to 30MHz, was pre-scanned and the result which was 20dB lower than the limit line was not reported.

There is a comparison data of both open-field test site and alternative test site - semi-Anechoic chamber according to 414788 D01 Radiated Test Site v01r01, and the result came out very similar.

3.4.6 Test Result of Radiated Spurious at Band Edges

Please refer to Appendix B and C.

3.4.7 Duty Cycle

Please refer to Appendix D.

3.4.8 Test Result of Radiated Spurious Emissions (30MHz ~ 10th Harmonic)

Please refer to Appendix B and C.

3.5 AC Conducted Emission Measurement

3.5.1 Limit of AC Conducted Emission

For equipment that is designed to be connected to the public utility (AC) power line, the radio frequency voltage that is conducted back onto the AC power line on any frequency or frequencies within the band 150 kHz to 30 MHz shall not exceed the limits in the following table.

Frequency of emission (MHz)	Conducted limit (dBμV)	
	Quasi-peak	Average
0.15-0.5	66 to 56*	56 to 46*
0.5-5	56	46
5-30	60	50

*Decreases with the logarithm of the frequency.

3.5.2 Measuring Instruments

See list of measuring equipment of this test report.

3.5.3 Test Procedures

1. The EUT was placed 0.4 meter from the conducting wall of the shielding room was kept at least 80 centimeters from any other grounded conducting surface.
2. Connect EUT to the power mains through a line impedance stabilization network (LISN).
3. All the support units are connecting to the other LISN.
4. The LISN provides 50 ohm coupling impedance for the measuring instrument.
5. The FCC states that a 50 ohm, 50 microhenry LISN should be used.
6. Both sides of AC line were checked for maximum conducted interference.
7. The frequency range from 150 kHz to 30 MHz was searched.
8. Set the test-receiver system to Peak Detect Function and specified bandwidth with Maximum Hold Mode.

3.5.4 Test Setup

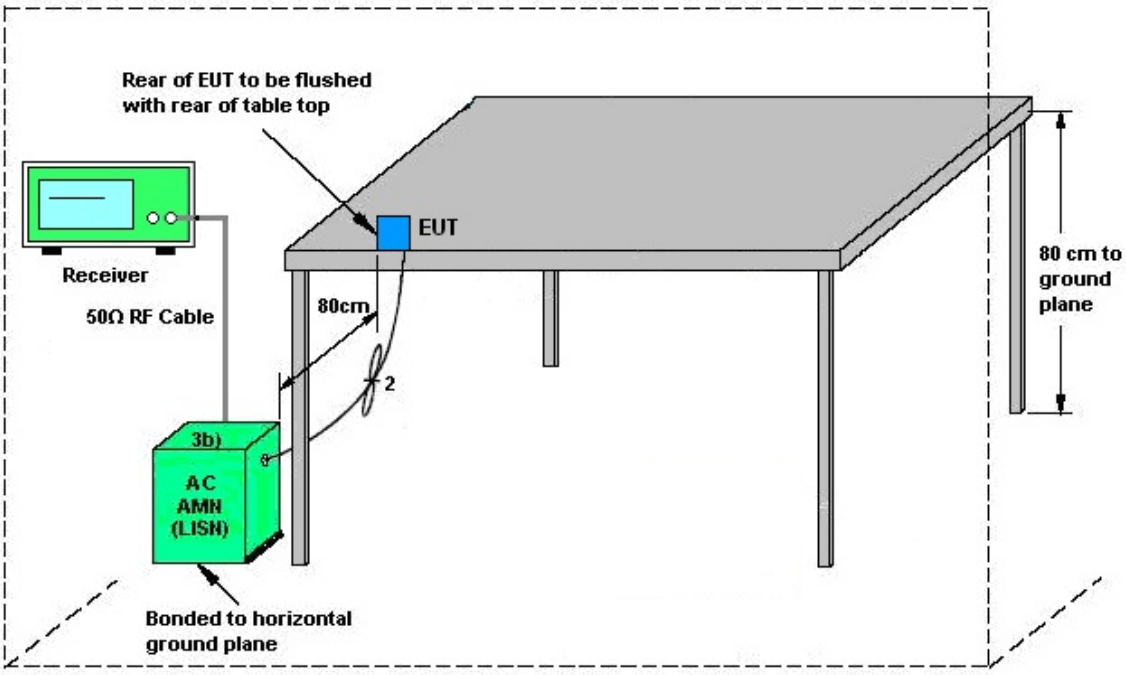

AMN = Artificial mains network (LISN)
AE = Associated equipment
EUT = Equipment under test
ISN = Impedance stabilization network

3.5.5 Test Result of AC Conducted Emission

Please refer to Appendix A.

3.6 Automatically Discontinue Transmission

3.6.1 Limit of Automatically Discontinue Transmission

The device shall automatically discontinue transmission in case of either absence of information to transmit or operational failure. These provisions are not intended to preclude the transmission of control or signaling information or the use of repetitive codes used by certain digital technologies to complete frame or burst intervals. Applicants shall include in their application for equipment authorization to describe how this requirement is met.

3.6.2 Measuring Instruments

See list of measuring equipment of this test report.

3.6.3 Test Result of Automatically Discontinue Transmission

While the EUT is not transmitting any information, the EUT can automatically discontinue transmission and become standby mode for power saving. The EUT can detect the controlling signal of ACK message transmitting from remote device and verify whether it shall resend or discontinue transmission.

3.7 Antenna Requirements

3.7.1 Standard Applicable

If transmitting antenna directional gain is greater than 6 dBi, both the peak transmit power and the peak power spectral density shall be reduced by the amount in dB that the directional gain of the antenna exceeds 6 dBi.

3.7.2 Antenna Anti-Replacement Construction

An embedded-in antenna design is used.

3.7.3 Antenna Gain

<CDD Modes >

FCC KDB 662911 D01 Multiple Transmitter Output v02r01

For CDD transmissions, directional gain is calculated as

Directional gain = GANT + Array Gain, where Array Gain is as follows.

For power spectral density (PSD) measurements on all devices,

Array Gain = 10 log(NANT/NSS=1) dB.

For power measurements on IEEE 802.11 devices,

Array Gain = 0 dB (i.e., no array gain) for NANT ≤ 4.

Directional gain may be calculated by using the formulas applicable to equal gain antennas with GANT set equal to the gain of the antenna having the highest gain;

The EUT supports CDD mode.

For power, the directional gain GANT is set equal to the antenna having the highest gain, i.e., F)2)f)i).

For PSD, the directional gain calculation is following F)2)f)ii) of KDB 662911 D01 v02r01.

The power and PSD limit should be modified if the directional gain of EUT is over 6 dBi,

The directional gain “DG” is calculated as following table.

<CDD Modes>

	Ant. 1 (dBi)	Ant. 2 (dBi)	DG for Power (dBi)	DG for PSD (dBi)	Power Limit Reduction (dB)	PSD Limit Reduction (dB)
Band I	1.83	2.75	2.75	5.31	0.00	0.00
Band II	2.28	2.28	2.28	5.29	0.00	0.00
Band III	2.81	2.04	2.81	5.44	0.00	0.00

Power limit reduction = Composite gain – 6dBi, (min = 0)

PSD limit reduction = Composite gain + PSD Array gain – 6dBi, (min = 0)

TXBF modes

FCC KDB 662911 D01 Multiple Transmitter Output v02r01

For CDD transmissions, directional gain is calculated as

$$DirectionalGain = 10 \cdot \log \left[\frac{\sum_{j=1}^{N_{SS}} \left\{ \sum_{k=1}^{N_{ANT}} g_{j,k} \right\}^2}{N_{ANT}} \right]$$

where

Each antenna is driven by no more than one spatial stream;

N_{SS} = the number of independent spatial streams of data;

N_{ANT} = the total number of antennas

$g_{j,k} = 10^{G_k/20}$ if the kth antenna is being fed by spatial stream j, or zero if it is not;

G_k is the gain in dBi of the kth antenna.

The EUT supports beamforming for 802.11ac modes.

The directional gain calculation is following F)2)e)ii) of KDB 662911 D01 v02r01.

The power and PSD limit should be modified if the directional gain of EUT is over 6 dBi,

The directional gain "DG" is calculated as following table.

	Ant 1 (dBi)	Ant 2 (dBi)	DG for Power (dBi)	DG for PSD (dBi)	Power Limit Reduction (dB)	PSD Limit Reduction (dB)
Band I	1.83	2.75	5.31	5.31	0.00	0.00
Band II	2.28	2.28	5.29	5.29	0.00	0.00
Band III	2.81	2.04	5.44	5.44	0.00	0.00

Power Limit Reduction = DG(Power) – 6dBi, (min = 0)

PSD Limit Reduction = DG(PSD) – 6dBi, (min = 0)

4 List of Measuring Equipment

Instrument	Manufacturer	Model No.	Serial No.	Characteristics	Calibration Date	Test Date	Due Date	Remark
AC Power Source	ChainTek	APC-1000W	N/A	N/A	N/A	May 14, 2019	N/A	Conduction (CO05-HY)
EMI Test Receiver	Rohde & Schwarz	ESR3	102388	9KHz~3.6GHz	Nov. 12, 2018	May 14, 2019	Nov. 11, 2019	Conduction (CO05-HY)
LISN	Rohde & Schwarz	ENV216	100080	9kHz~30MHz	Nov. 14, 2018	May 14, 2019	Nov. 13, 2019	Conduction (CO05-HY)
LISN	Rohde & Schwarz	ENV216	100081	9kHz~30MHz	Nov. 09, 2018	May 14, 2019	Nov. 08, 2019	Conduction (CO05-HY)
Software	Rohde & Schwarz	EMC32 V10.30	N/A	N/A	N/A	May 14, 2019	N/A	Conduction (CO05-HY)
LF Cable	HUBER + SUHNER	RG-214/U	LF01	N/A	Dec. 31, 2018	May 14, 2019	Dec. 30, 2019	Conduction (CO05-HY)
Pulse Limiter	Rohde & Schwarz	ESH3-Z2	100851	N/A	Dec. 31, 2018	May 14, 2019	Dec. 30, 2019	Conduction (CO05-HY)
Horn Antenna	SCHWARZBECK	BBHA 9120 D	9120D-1241	1GHz ~ 18GHz	Jun. 29, 2018	May 14, 2019~ Jun.14, 2019	Jun. 28, 2019	Radiation (03CH13-HY)
SHF-EHF Horn Antenna	SCHWARZBECK	BBHA 9170	BBHA9170584	18GHz- 40GHz	Dec. 05, 2018	May 14, 2019~ Jun.14, 2019	Dec. 04, 2019	Radiation (03CH13-HY)
Preamplifier	Keysight	83017A	MY53270080	1GHz~26.5GHz	Nov. 14, 2018	May 14, 2019~ Jun.14, 2019	Nov. 13, 2020	Radiation (03CH13-HY)
Preamplifier	MITEQ	AMF-7D-00101800-30-10P	1590074	1GHz~18GHz	May 21, 2018	May 14, 2019~ May 19, 2019	May 20, 2019	Radiation (03CH13-HY)
Preamplifier	MITEQ	AMF-7D-00101800-30-10P	1590074	1GHz~18GHz	May 20, 2019	May 21, 2019~ Jun.14, 2019	May 19, 2020	Radiation (03CH13-HY)
Preamplifier	EMEC	EM18G40G	060715	18GHz~40GHz	Dec. 06, 2018	May 14, 2019~ Jun.14, 2019	Dec. 05, 2019	Radiation (03CH13-HY)
RF Cable	HUBER + SUHNER	SUCOFLEX 126E	0030/126E	30M-18G	Feb. 13, 2019	May 14, 2019~ Jun.14, 2019	Feb. 12, 2020	Radiation (03CH13-HY)
RF Cable	HUBER + SUHNER	SUCOFLEX 104	804793/4	30M-18G	Feb. 13, 2019	May 14, 2019~ Jun.14, 2019	Feb. 12, 2020	Radiation (03CH13-HY)
RF Cable	HUBER + SUHNER	SUCOFLEX 104	MY24961/4	30M-18G	Feb. 13, 2019	May 14, 2019~ Jun.14, 2019	Feb. 12, 2020	Radiation (03CH13-HY)
RF Cable	HUBER + SUHNER	SUCOFLEX 102	MY2859/2	30M~40GHz	Mar. 13, 2019	May 14, 2019~ Jun.14, 2019	Mar. 12, 2020	Radiation (03CH13-HY)
RF Cable	HUBER + SUHNER	SUCOFLEX 102	MY4274/2	30M~40GHz	Mar. 13, 2019	May 14, 2019~ Jun.14, 2019	Mar. 12, 2020	Radiation (03CH13-HY)
Spectrum Analyzer	Agilent	N9010A	MY55370526	10Hz~44GHz	Mar. 19, 2019	May 14, 2019~ Jun.14, 2019	Mar. 18, 2020	Radiation (03CH13-HY)
Antenna Mast	EMEC	AM-BS-4500-B	N/A	1m~4m	N/A	May 14, 2019~ Jun.14, 2019	N/A	Radiation (03CH13-HY)
Turn Table	EMEC	TT2000	N/A	0~360 Degree	N/A	May 14, 2019~ Jun.14, 2019	N/A	Radiation (03CH13-HY)
Software	AUDIX	E3 6.2009-8-24c	RK-001124	N/A	N/A	May 14, 2019~ Jun.14, 2019	N/A	Radiation (03CH13-HY)
EMI Test Receiver	Keysight	N9038A(MXE)	MY54130085	20Hz ~ 8.4GHz	Nov. 01, 2018	May 14, 2019~ Jun.14, 2019	Oct. 31, 2019	Radiation (03CH13-HY)
Filter	Woken	WHKX8-5272.5-6750-18000-40ST	SN5	6.75G Highpass	Mar. 13, 2019	May 14, 2019~ Jun.14, 2019	Mar. 12, 2020	Radiation (03CH13-HY)

Instrument	Manufacturer	Model No.	Serial No.	Characteristics	Calibration Date	Test Date	Due Date	Remark
<CDD Mode>								
Power Sensor	DARE	RPR3006W	16I00054SNO10	10MHz~6GHz	Dec. 19, 2018	May 05, 2019~ Jun. 21, 2019	Dec. 18, 2019	Conducted (TH05-HY)
Spectrum Analyzer	Rohde & Schwarz	FSP40	100057	9kHz-40GHz	Nov. 21, 2018	May 05, 2019~ Jun. 21, 2019	Nov. 20, 2019	Conducted (TH05-HY)
Programmable Power Supply	GW Instek	PSS-2005	GEO821763	N/A	Oct. 08, 2018	May 05, 2019~ Jun. 21, 2019	Oct. 07, 2020	Conducted (TH05-HY)
Switch Box & RF Cable	EM	EMSW18	SW1070903	N/A	Dec. 19, 2018	May 05, 2019~ Jun. 21, 2019	Dec. 18, 2019	Conducted (TH05-HY)
<TXBF Mode>								
Power Sensor	DARE	RPR3006W	13I00030SNO32	9kHz~6GHz	Dec. 03, 2018	Jun. 10, 2019~ Jun. 20, 2019	Dec. 02, 2019	Conducted (TH05-HY)
Spectrum Analyzer	Rohde & Schwarz	FSP40	100057	9kHz-40GHz	Nov. 21, 2018	Jun. 10, 2019~ Jun. 20, 2019	Nov. 20, 2019	Conducted (TH05-HY)
Switch Box & RF Cable	Burgeon	ETF-058	EC1208382	N/A	Mar. 27, 2019	Jun. 10, 2019~ Jun. 20, 2019	Mar. 26, 2020	Conducted (TH05-HY)

5 Uncertainty of Evaluation

Uncertainty of Conducted Emission Measurement (150kHz ~ 30MHz)

Measuring Uncertainty for a Level of Confidence of 95% (U = 2Uc(y))	2.20

Uncertainty of Radiated Emission Measurement (30 MHz ~ 1000 MHz)

Measuring Uncertainty for a Level of Confidence of 95% (U = 2Uc(y))	4.9

Uncertainty of Radiated Emission Measurement (1000 MHz ~ 18000 MHz)

Measuring Uncertainty for a Level of Confidence of 95% (U = 2Uc(y))	5.4

Uncertainty of Radiated Emission Measurement (18000 MHz ~ 40000 MHz)

Measuring Uncertainty for a Level of Confidence of 95% (U = 2Uc(y))	4.3

Appendix A. AC Conducted Emission Test Results

Test Engineer :	Jimmy Chang	**Temperature :**	24~26℃
		Relative Humidity :	52~54%
Test Voltage :	120Vac / 60Hz	**Phase :**	Line

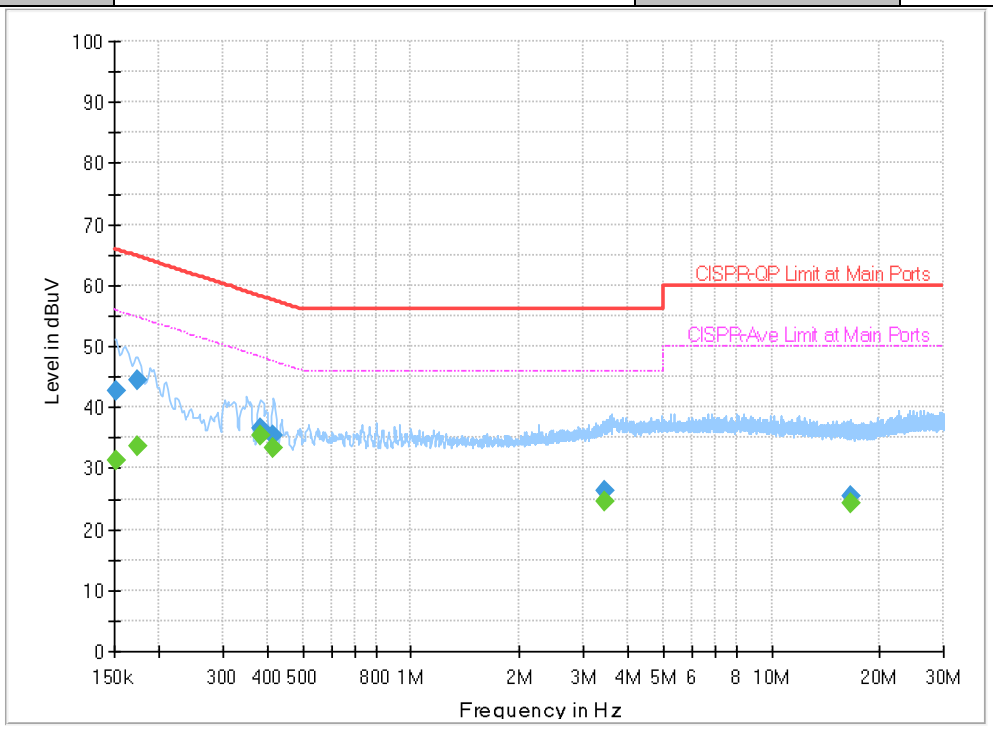

Final Result

Frequency (MHz)	QuasiPeak (dBuV)	CAverage (dBuV)	Limit (dBuV)	Margin (dB)	Line	Filter	Corr. (dB)
0.152250	---	31.33	55.88	24.55	L1	OFF	19.5
0.152250	42.55	---	65.88	23.33	L1	OFF	19.5
0.174750	---	33.73	54.73	21.00	L1	OFF	19.5
0.174750	44.51	---	64.73	20.22	L1	OFF	19.5
0.384000	---	35.50	48.19	12.69	L1	OFF	19.5
0.384000	36.69	---	58.19	21.50	L1	OFF	19.5
0.413250	---	33.31	47.58	14.27	L1	OFF	19.5
0.413250	35.50	---	57.58	22.08	L1	OFF	19.5
3.462000	---	24.63	46.00	21.37	L1	OFF	19.7
3.462000	26.45	---	56.00	29.55	L1	OFF	19.7
16.642500	---	24.37	50.00	25.63	L1	OFF	20.1
16.642500	25.48	---	60.00	34.52	L1	OFF	20.1

Test Engineer :	Jimmy Chang	**Temperature :**	24~26℃
		Relative Humidity :	52~54%
Test Voltage :	120Vac / 60Hz	**Phase :**	Neutral

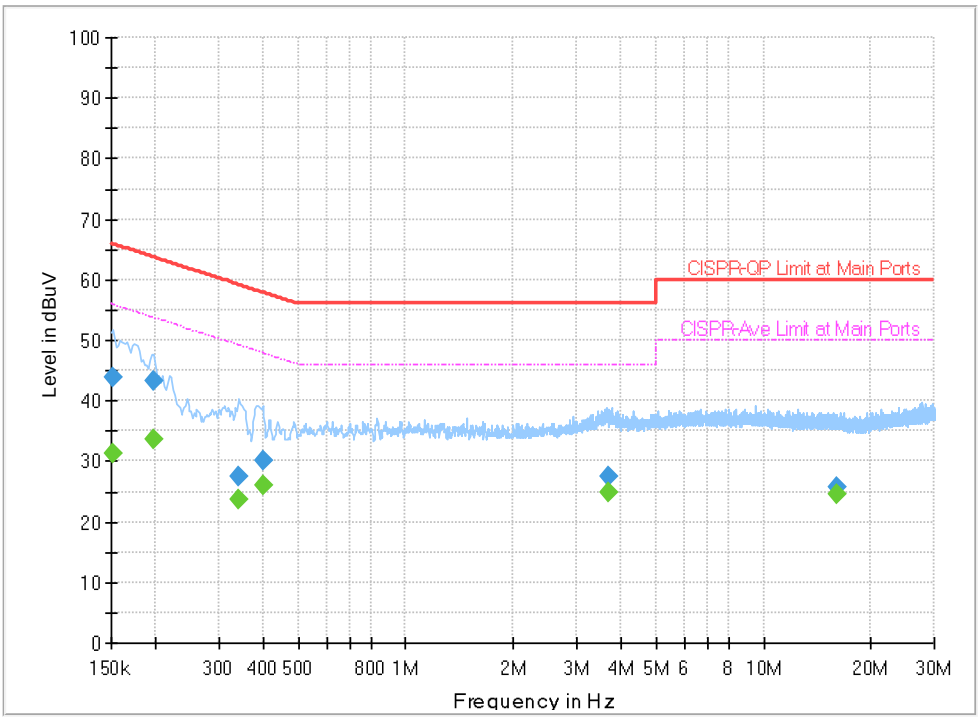

Final Result

Frequency (MHz)	QuasiPeak (dBuV)	CAverage (dBuV)	Limit (dBuV)	Margin (dB)	Line	Filter	Corr. (dB)
0.152250	---	31.27	55.88	24.61	N	OFF	19.5
0.152250	43.77	---	65.88	22.11	N	OFF	19.5
0.197250	---	33.75	53.73	19.98	N	OFF	19.5
0.197250	43.27	---	63.73	20.46	N	OFF	19.5
0.339000	---	23.58	49.23	25.65	N	OFF	19.5
0.339000	27.53	---	59.23	31.70	N	OFF	19.5
0.397500	---	26.08	47.91	21.83	N	OFF	19.5
0.397500	30.08	---	57.91	27.83	N	OFF	19.5
3.682500	---	24.81	46.00	21.19	N	OFF	19.7
3.682500	27.59	---	56.00	28.41	N	OFF	19.7
16.010250	---	24.66	50.00	25.34	N	OFF	20.2
16.010250	25.84	---	60.00	34.16	N	OFF	20.2

Appendix B. Radiated Spurious Emission

Test Engineer :	Andy Yang, JC Liang and Wilson Wu	Temperature :	24.5~25.0°C
		Relative Humidity :	50~51%

<CDD Mode>

Band 1 - 5150~5250MHz
WIFI 802.11a (Band Edge @ 3m)

WIFI Ant.	Note	Frequency	Level	Over Limit	Limit Line	Read Level	Antenna Factor	Path Loss	Preamp Factor	Ant Pos	Table Pos	Peak Avg.	Pol.
1		(MHz)	(dBμV/m)	(dB)	(dBμV/m)	(dBμV)	(dB/m)	(dB)	(dB)	(cm)	(deg)	(P/A)	(H/V)
802.11a CH 36 5180MHz		5130.78	55	-19	74	46.73	31.68	6.07	29.48	100	23	P	H
		5149.76	45.84	-8.16	54	37.56	31.69	6.08	29.49	100	23	A	H
	*	5180	111.64	-	-	103.32	31.71	6.1	29.49	100	23	P	H
	*	5180	104.2	-	-	95.88	31.71	6.1	29.49	100	23	A	H
													H
													H
		5149.5	51.34	-22.66	74	43.06	31.69	6.08	29.49	100	244	P	V
		5149.24	42.19	-11.81	54	33.91	31.69	6.08	29.49	100	244	A	V
	*	5180	107.05	-	-	98.73	31.71	6.1	29.49	100	244	P	V
	*	5180	99.06	-	-	90.74	31.71	6.1	29.49	100	244	A	V
													V
													V
802.11a CH 44 5220MHz		5020.02	49.98	-24.02	74	41.82	31.61	6.01	29.46	100	26	P	H
		5150	41.24	-12.76	54	32.96	31.69	6.08	29.49	100	26	A	H
	*	5220	111.46	-	-	103.12	31.73	6.11	29.5	100	26	P	H
	*	5220	104.08	-	-	95.74	31.73	6.11	29.5	100	26	A	H
		5421.36	50.03	-23.97	74	41.58	31.85	6.14	29.54	100	26	P	H
		5452.72	40.82	-13.18	54	32.32	31.87	6.17	29.54	100	26	A	H
		5035.62	49.14	-24.86	74	40.97	31.62	6.02	29.47	100	250	P	V
		5104.78	40.36	-13.64	54	32.12	31.66	6.06	29.48	100	250	A	V
	*	5220	107.21	-	-	98.87	31.73	6.11	29.5	100	250	P	V
	*	5220	99.91	-	-	91.57	31.73	6.11	29.5	100	250	A	V
		5388.6	49.48	-24.52	74	41.06	31.83	6.12	29.53	100	250	P	V
		5453	39.78	-14.22	54	31.28	31.87	6.17	29.54	100	250	A	V

802.11a CH 48 5240MHz		5009.1	49.39	-24.61	74	41.23	31.61	6.01	29.46	100	26	P	H
		5149.76	40.57	-13.43	54	32.29	31.69	6.08	29.49	100	26	A	H
	*	5240	111.98	-	-	103.63	31.74	6.11	29.5	100	26	P	H
	*	5240	104.47	-	-	96.12	31.74	6.11	29.5	100	26	A	H
		5355.28	50.02	-23.98	74	41.61	31.81	6.12	29.52	100	26	P	H
		5350.24	41.05	-12.95	54	32.64	31.81	6.12	29.52	100	26	A	H
		5013.52	49.94	-24.06	74	41.78	31.61	6.01	29.46	100	238	P	V
		5104.78	40.2	-13.8	54	31.96	31.66	6.06	29.48	100	238	A	V
	*	5240	108.25	-	-	99.9	31.74	6.11	29.5	100	238	P	V
	*	5240	100.94	-	-	92.59	31.74	6.11	29.5	100	238	A	V
		5351.92	50.51	-23.49	74	42.1	31.81	6.12	29.52	100	238	P	V
		5452.72	40.09	-13.91	54	31.59	31.87	6.17	29.54	100	238	A	V
Remark	1. No other spurious found. 2. All results are PASS against Peak and Average limit line.												

Band 1 5150~5250MHz

WIFI 802.11a (Harmonic @ 3m)

WIFI Ant. 1	Note	Frequency (MHz)	Level (dBμV/m)	Over Limit (dB)	Limit Line (dBμV/m)	Read Level (dBμV)	Antenna Factor (dB/m)	Path Loss (dB)	Preamp Factor (dB)	Ant Pos (cm)	Table Pos (deg)	Peak Avg. (P/A)	Pol. (H/V)
802.11a CH 36 5180MHz		10360	48.18	-20.02	68.2	55.47	39.76	9.91	56.96	100	0	P	H
		15540	45.21	-28.79	74	50.59	38.62	12.65	56.65	100	0	P	H
													H
													H
		10360	51.4	-16.8	68.2	58.69	39.76	9.91	56.96	100	0	P	V
		15540	45.04	-28.96	74	50.42	38.62	12.65	56.65	100	0	P	V
													V
													V
802.11a CH 44 5220MHz		10440	50.15	-18.05	68.2	57.24	39.88	9.95	56.92	100	0	P	H
		15660	44.47	-29.53	74	49.93	38.33	12.72	56.51	100	0	P	H
													H
													H
		10440	51.85	-16.35	68.2	58.94	39.88	9.95	56.92	100	0	P	V
		15660	44.88	-29.12	74	50.34	38.33	12.72	56.51	100	0	P	V
													V
													V
802.11a CH 48 5240MHz		10480	50.94	-17.26	68.2	57.91	39.97	9.97	56.91	100	0	P	H
		15720	44.76	-29.24	74	50.3	38.16	12.74	56.44	100	0	P	H
													H
													H
		10480	50.53	-17.67	68.2	57.5	39.97	9.97	56.91	100	0	P	V
		15720	44.9	-29.1	74	50.44	38.16	12.74	56.44	100	0	P	V
													V
													V
Remark	1. No other spurious found. 2. All results are PASS against Peak and Average limit line.												

Band 1 5150~5250MHz

WIFI 802.11ac VHT20 (Band Edge @ 3m)

WIFI Ant. 1	Note	Frequency (MHz)	Level (dBμV/m)	Over Limit (dB)	Limit Line (dBμV/m)	Read Level (dBμV)	Antenna Factor (dB/m)	Path Loss (dB)	Preamp Factor (dB)	Ant Pos (cm)	Table Pos (deg)	Peak Avg. (P/A)	Pol. (H/V)
802.11ac VHT20 CH 36 5180MHz		5145.6	53.82	-20.18	74	45.54	31.69	6.08	29.49	100	31	P	H
		5150	45.47	-8.53	54	37.19	31.69	6.08	29.49	100	31	A	H
	*	5180	111	-	-	102.68	31.71	6.1	29.49	100	31	P	H
	*	5180	103.24	-	-	94.92	31.71	6.1	29.49	100	31	A	H
													H
													H
		5150	51.75	-22.25	74	43.47	31.69	6.08	29.49	100	251	P	V
		5150	42.94	-11.06	54	34.66	31.69	6.08	29.49	100	251	A	V
	*	5180	107.26	-	-	98.94	31.71	6.1	29.49	100	251	P	V
	*	5180	99.47	-	-	91.15	31.71	6.1	29.49	100	251	A	V
													V
													V
802.11ac VHT20 CH 44 5220MHz		5014.82	50.8	-23.2	74	42.64	31.61	6.01	29.46	116	31	P	H
		5143.26	41.55	-12.45	54	33.27	31.69	6.08	29.49	116	31	A	H
	*	5220	111.26	-	-	102.92	31.73	6.11	29.5	116	31	P	H
	*	5220	103.59	-	-	95.25	31.73	6.11	29.5	116	31	A	H
		5413.24	49.56	-24.44	74	41.11	31.85	6.13	29.53	116	31	P	H
		5354.44	41.44	-12.56	54	33.03	31.81	6.12	29.52	116	31	A	H
		5050.7	49.56	-24.44	74	41.37	31.63	6.03	29.47	100	249	P	V
		5149.76	40.48	-13.52	54	32.2	31.69	6.08	29.49	100	249	A	V
	*	5220	109.03	-	-	100.69	31.73	6.11	29.5	100	249	P	V
	*	5220	100.09	-	-	91.75	31.73	6.11	29.5	100	249	A	V
		5357.52	49.48	-24.52	74	41.07	31.81	6.12	29.52	100	249	P	V
		5354.72	40.49	-13.51	54	32.08	31.81	6.12	29.52	100	249	A	V

802.11ac VHT20 CH 48 5240MHz		5133.38	50.28	-23.72	74	42.01	31.68	6.07	29.48	100	36	P	H
		5145.34	40.92	-13.08	54	32.64	31.69	6.08	29.49	100	36	A	H
	*	5240	111.58	-	-	103.23	31.74	6.11	29.5	100	36	P	H
	*	5240	104.08	-	-	95.73	31.74	6.11	29.5	100	36	A	H
		5404.84	50.13	-23.87	74	41.7	31.84	6.12	29.53	100	36	P	H
		5353.88	42.07	-11.93	54	33.66	31.81	6.12	29.52	100	36	A	H
		5034.58	50	-24	74	41.83	31.62	6.02	29.47	100	249	P	V
		5121.16	40.15	-13.85	54	31.89	31.67	6.07	29.48	100	249	A	V
	*	5240	108.53	-	-	100.18	31.74	6.11	29.5	100	249	P	V
	*	5240	100.81	-	-	92.46	31.74	6.11	29.5	100	249	A	V
		5376.84	50.98	-23.02	74	42.57	31.82	6.12	29.53	100	249	P	V
		5352.48	40.78	-13.22	54	32.37	31.81	6.12	29.52	100	249	A	V
Remark	1. No other spurious found. 2. All results are PASS against Peak and Average limit line.												

Band 1 5150~5250MHz

WIFI 802.11ac VHT20 (Harmonic @ 3m)

WIFI Ant. 1	Note	Frequency (MHz)	Level (dBμV/m)	Over Limit (dB)	Limit Line (dBμV/m)	Read Level (dBμV)	Antenna Factor (dB/m)	Path Loss (dB)	Preamp Factor (dB)	Ant Pos (cm)	Table Pos (deg)	Peak Avg. (P/A)	Pol. (H/V)
802.11ac VHT20 CH 36 5180MHz		10360	48	-20.2	68.2	55.29	39.76	9.91	56.96	100	0	P	H
		15540	44.52	-29.48	74	49.9	38.62	12.65	56.65	100	0	P	H
													H
													H
		10360	50.39	-17.81	68.2	57.68	39.76	9.91	56.96	100	0	P	V
		15540	45	-29	74	50.38	38.62	12.65	56.65	100	0	P	V
													V
													V
802.11ac VHT20 CH 44 5220MHz		10440	49.13	-19.07	68.2	56.22	39.88	9.95	56.92	100	0	P	H
		15660	44.71	-29.29	74	50.17	38.33	12.72	56.51	100	0	P	H
													H
													H
		10440	50.78	-17.42	68.2	57.87	39.88	9.95	56.92	100	0	P	V
		15660	44.45	-29.55	74	49.91	38.33	12.72	56.51	100	0	P	V
													V
													V
802.11ac VHT20 CH 48 5240MHz		10480	50.16	-18.04	68.2	57.13	39.97	9.97	56.91	100	0	P	H
		15720	45.12	-28.88	74	50.66	38.16	12.74	56.44	100	0	P	H
													H
													H
		10480	51.87	-16.33	68.2	58.84	39.97	9.97	56.91	100	0	P	V
		15720	44.64	-29.36	74	50.18	38.16	12.74	56.44	100	0	P	V
													V
													V
Remark	1. No other spurious found. 2. All results are PASS against Peak and Average limit line.												

Band 1 5150~5250MHz

WIFI 802.11ac VHT40 (Band Edge @ 3m)

WIFI Ant. 1	Note	Frequency (MHz)	Level (dBμV/m)	Over Limit (dB)	Limit Line (dBμV/m)	Read Level (dBμV)	Antenna Factor (dB/m)	Path Loss (dB)	Preamp Factor (dB)	Ant Pos (cm)	Table Pos (deg)	Peak Avg. (P/A)	Pol. (H/V)
802.11ac VHT40 CH 38 5190MHz		5148.46	57.62	-16.38	74	49.34	31.69	6.08	29.49	108	26	P	H
		5150	51.58	-2.42	54	43.3	31.69	6.08	29.49	108	26	A	H
	*	5190	106.49	-	-	98.17	31.71	6.1	29.49	108	26	P	H
	*	5190	99.32	-	-	91	31.71	6.1	29.49	108	26	A	H
		5406.52	48.64	-25.36	74	40.2	31.84	6.13	29.53	108	26	P	H
		5452.72	41.41	-12.59	54	32.91	31.87	6.17	29.54	108	26	A	H
		5149.24	53.59	-20.41	74	45.31	31.69	6.08	29.49	100	241	P	V
		5150	47.42	-6.58	54	39.14	31.69	6.08	29.49	100	241	A	V
	*	5190	102.64	-	-	94.32	31.71	6.1	29.49	100	241	P	V
	*	5190	95.33	-	-	87.01	31.71	6.1	29.49	100	241	A	V
		5386.64	48.96	-25.04	74	40.54	31.83	6.12	29.53	100	241	P	V
		5452.72	40.29	-13.71	54	31.79	31.87	6.17	29.54	100	241	A	V
802.11ac VHT40 CH 46 5230MHz		5142.22	50.4	-23.6	74	42.12	31.69	6.08	29.49	107	25	P	H
		5147.16	43.17	-10.83	54	34.89	31.69	6.08	29.49	107	25	A	H
	*	5230	109.08	-	-	100.73	31.74	6.11	29.5	107	25	P	H
	*	5230	101.49	-	-	93.14	31.74	6.11	29.5	107	25	A	H
		5365.92	49.88	-24.12	74	41.47	31.82	6.12	29.53	107	25	P	H
		5352.48	43.08	-10.92	54	34.67	31.81	6.12	29.52	107	25	A	H
		5144.04	49.78	-24.22	74	41.5	31.69	6.08	29.49	100	244	P	V
		5144.56	41.56	-12.44	54	33.28	31.69	6.08	29.49	100	244	A	V
	*	5230	104.69	-	-	96.34	31.74	6.11	29.5	100	244	P	V
	*	5230	97.56	-	-	89.21	31.74	6.11	29.5	100	244	A	V
		5439.56	49.54	-24.46	74	41.06	31.86	6.16	29.54	100	244	P	V
		5351.36	41.19	-12.81	54	32.78	31.81	6.12	29.52	100	244	A	V
Remark	1. No other spurious found. 2. All results are PASS against Peak and Average limit line.												

Band 1 5150~5250MHz

WIFI 802.11ac VHT40 (Harmonic @ 3m)

WIFI Ant. 1	Note	Frequency (MHz)	Level (dBμV/m)	Over Limit (dB)	Limit Line (dBμV/m)	Read Level (dBμV)	Antenna Factor (dB/m)	Path Loss (dB)	Preamp Factor (dB)	Ant Pos (cm)	Table Pos (deg)	Peak Avg. (P/A)	Pol. (H/V)
802.11ac VHT40 CH 38 5190MHz		10380	46.35	-21.85	68.2	53.59	39.79	9.92	56.95	100	0	P	H
		15570	45.04	-28.96	74	50.47	38.53	12.66	56.62	100	0	P	H
													H
													H
		10380	47.48	-20.72	68.2	54.72	39.79	9.92	56.95	100	0	P	V
		15570	45.79	-28.21	74	51.22	38.53	12.66	56.62	100	0	P	V
													V
													V
802.11ac VHT40 CH 46 5230MHz		10460	47.68	-20.52	68.2	54.73	39.91	9.96	56.92	100	0	P	H
		15690	44.45	-29.55	74	49.96	38.24	12.72	56.47	100	0	P	H
													H
													H
		10460	48.16	-20.04	68.2	55.21	39.91	9.96	56.92	100	0	P	V
		15690	44.72	-29.28	74	50.23	38.24	12.72	56.47	100	0	P	V
													V
													V
Remark	1. No other spurious found. 2. All results are PASS against Peak and Average limit line.												

Band 1 5150~5250MHz

WIFI 802.11ac VHT80 (Band Edge @ 3m)

WIFI Ant. 1	Note	Frequency (MHz)	Level (dBμV/m)	Over Limit (dB)	Limit Line (dBμV/m)	Read Level (dBμV)	Antenna Factor (dB/m)	Path Loss (dB)	Preamp Factor (dB)	Ant Pos (cm)	Table Pos (deg)	Peak Avg. (P/A)	Pol. (H/V)
802.11ac VHT80 CH 42 5210MHz		5147.68	55.62	-18.38	74	47.34	31.69	6.08	29.49	100	22	P	H
		5149.76	49.9	-4.1	54	41.62	31.69	6.08	29.49	100	22	A	H
	*	5210	103.18	-	-	94.84	31.73	6.11	29.5	100	22	P	H
	*	5210	96.02	-	-	87.68	31.73	6.11	29.5	100	22	A	H
		5412.4	48.58	-25.42	74	40.13	31.85	6.13	29.53	100	22	P	H
		5452.72	41.41	-12.59	54	32.91	31.87	6.17	29.54	100	22	A	H
		5144.04	51.93	-22.07	74	43.65	31.69	6.08	29.49	100	250	P	V
		5149.76	46	-8	54	37.72	31.69	6.08	29.49	100	250	A	V
	*	5210	98.95	-	-	90.61	31.73	6.11	29.5	100	250	P	V
	*	5210	91.81	-	-	83.47	31.73	6.11	29.5	100	250	A	V
		5362.84	48.18	-25.82	74	39.77	31.82	6.12	29.53	100	250	P	V
		5452.72	40.29	-13.71	54	31.79	31.87	6.17	29.54	100	250	A	V
Remark	1. No other spurious found. 2. All results are PASS against Peak and Average limit line.												

Band 1 5150~5250MHz

WIFI 802.11ac VHT80 (Harmonic @ 3m)

WIFI Ant. 1	Note	Frequency (MHz)	Level (dBμV/m)	Over Limit (dB)	Limit Line (dBμV/m)	Read Level (dBμV)	Antenna Factor (dB/m)	Path Loss (dB)	Preamp Factor (dB)	Ant Pos (cm)	Table Pos (deg)	Peak Avg. (P/A)	Pol. (H/V)
802.11ac VHT80 CH 42 5210MHz		10420	46.28	-21.92	68.2	53.42	39.85	9.94	56.93	100	0	P	H
		15630	44.52	-29.48	74	49.99	38.37	12.7	56.54	100	0	P	H
													H
													H
		10420	46.58	-21.62	68.2	53.72	39.85	9.94	56.93	100	0	P	V
		15630	45.05	-28.95	74	50.52	38.37	12.7	56.54	100	0	P	V
													V
													V
Remark	1. No other spurious found. 2. All results are PASS against Peak and Average limit line.												

Band 2 - 5250~5350MHz

WIFI 802.11a (Band Edge @ 3m)

WIFI Ant. 1	Note	Frequency (MHz)	Level (dBμV/m)	Over Limit (dB)	Limit Line (dBμV/m)	Read Level (dBμV)	Antenna Factor (dB/m)	Path Loss (dB)	Preamp Factor (dB)	Ant Pos (cm)	Table Pos (deg)	Peak Avg. (P/A)	Pol. (H/V)
802.11a CH 52 5260MHz		5036.04	49.1	-24.9	74	40.93	31.62	6.02	29.47	100	26	P	H
		5101.32	40.24	-13.76	54	32	31.66	6.06	29.48	100	26	A	H
	*	5260	111.83	-	-	103.47	31.76	6.11	29.51	100	26	P	H
	*	5260	104.31	-	-	95.95	31.76	6.11	29.51	100	26	A	H
		5355.84	50.96	-23.04	74	42.55	31.81	6.12	29.52	100	26	P	H
		5351.04	41.64	-12.36	54	33.23	31.81	6.12	29.52	100	26	A	H
		5011.56	49.44	-24.56	74	41.28	31.61	6.01	29.46	101	238	P	V
		5090.44	40.16	-13.84	54	31.93	31.66	6.05	29.48	101	238	A	V
	*	5260	108.31	-	-	99.95	31.76	6.11	29.51	101	238	P	V
	*	5260	101.03	-	-	92.67	31.76	6.11	29.51	101	238	A	V
		5398.08	48.73	-25.27	74	40.3	31.84	6.12	29.53	101	238	P	V
		5355.84	40.26	-13.74	54	31.85	31.81	6.12	29.52	101	238	A	V
802.11a CH 60 5300MHz		5000.68	50.07	-23.93	74	41.93	31.6	6	29.46	100	23	P	H
		5059.5	40.39	-13.61	54	32.19	31.64	6.03	29.47	100	23	A	H
	*	5300	112.72	-	-	104.34	31.78	6.11	29.51	100	23	P	H
	*	5300	105.32	-	-	96.94	31.78	6.11	29.51	100	23	A	H
		5350.08	53.91	-20.09	74	45.5	31.81	6.12	29.52	100	23	P	H
		5350.8	45.88	-8.12	54	37.47	31.81	6.12	29.52	100	23	A	H
		5069.7	49.17	-24.83	74	40.96	31.64	6.04	29.47	100	245	P	V
		5072.76	40.35	-13.65	54	32.13	31.65	6.04	29.47	100	245	A	V
	*	5300	109.58	-	-	101.2	31.78	6.11	29.51	100	245	P	V
	*	5300	102.23	-	-	93.85	31.78	6.11	29.51	100	245	A	V
		5357.76	52.5	-21.5	74	44.09	31.81	6.12	29.52	100	245	P	V
		5354.4	43.72	-10.28	54	35.31	31.81	6.12	29.52	100	245	A	V

802.11a CH 64 5320MHz	*	5320	112.89	-	-	104.5	31.79	6.12	29.52	100	22	P	H
	*	5320	105.26	-	-	96.87	31.79	6.12	29.52	100	22	A	H
		5359.68	55.3	-18.7	74	46.89	31.81	6.12	29.52	100	22	P	H
		5350.08	47.19	-6.81	54	38.78	31.81	6.12	29.52	100	22	A	H
													H
													H
	*	5320	109.47	-	-	101.08	31.79	6.12	29.52	100	246	P	V
	*	5320	102.06	-	-	93.67	31.79	6.12	29.52	100	246	A	V
		5351.36	52.93	-21.07	74	44.52	31.81	6.12	29.52	100	246	P	V
		5350.08	45.02	-8.98	54	36.61	31.81	6.12	29.52	100	246	A	V
													V
													V
Remark	1. No other spurious found. 2. All results are PASS against Peak and Average limit line.												

Band 2 5250~5350MHz

WIFI 802.11a (Harmonic @ 3m)

WIFI Ant. 1	Note	Frequency (MHz)	Level (dBμV/m)	Over Limit (dB)	Limit Line (dBμV/m)	Read Level (dBμV)	Antenna Factor (dB/m)	Path Loss (dB)	Preamp Factor (dB)	Ant Pos (cm)	Table Pos (deg)	Peak Avg. (P/A)	Pol. (H/V)
802.11a CH 52 5260MHz		10520	48.81	-19.39	68.2	55.67	40.02	10	56.88	100	0	P	H
		15780	46.29	-27.71	74	51.83	38.04	12.78	56.36	100	0	P	H
													H
													H
		10520	49.92	-18.28	68.2	56.78	40.02	10	56.88	100	0	P	V
		15780	45.18	-28.82	74	50.72	38.04	12.78	56.36	100	0	P	V
													V
													V
802.11a CH 60 5300MHz		10600	46.94	-27.06	74	53.62	40.1	10.04	56.82	100	0	P	H
		15900	45.77	-28.23	74	51.4	37.75	12.84	56.22	100	0	P	H
													H
													H
		10600	47.93	-26.07	74	54.61	40.1	10.04	56.82	100	0	P	V
		15900	46.44	-27.56	74	52.07	37.75	12.84	56.22	100	0	P	V
													V
													V
802.11a CH 64 5320MHz		10640	48.55	-25.45	74	55.15	40.14	10.05	56.79	100	0	P	H
		15960	44.01	-29.99	74	49.71	37.58	12.87	56.15	100	0	P	H
													H
													H
		10640	48.81	-25.19	74	55.41	40.14	10.05	56.79	100	0	P	V
		15960	44.18	-29.82	74	49.88	37.58	12.87	56.15	100	0	P	V
													V
													V
Remark	1. No other spurious found. 2. All results are PASS against Peak and Average limit line.												

Band 2 5250~5350MHz

WIFI 802.11ac VHT20 (Band Edge @ 3m)

WIFI Ant. 1	Note	Frequency (MHz)	Level (dBμV/m)	Over Limit (dB)	Limit Line (dBμV/m)	Read Level (dBμV)	Antenna Factor (dB/m)	Path Loss (dB)	Preamp Factor (dB)	Ant Pos (cm)	Table Pos (deg)	Peak Avg. (P/A)	Pol. (H/V)
802.11ac VHT20 CH 52 5260MHz		5071.06	49.28	-24.72	74	41.07	31.64	6.04	29.47	102	24	P	H
		5115.94	40.48	-13.52	54	32.23	31.67	6.06	29.48	102	24	A	H
	*	5260	112.47	-	-	104.11	31.76	6.11	29.51	102	24	P	H
	*	5260	104.72	-	-	96.36	31.76	6.11	29.51	102	24	A	H
		5350.08	50.25	-23.75	74	41.84	31.81	6.12	29.52	102	24	P	H
		5351.04	42.17	-11.83	54	33.76	31.81	6.12	29.52	102	24	A	H
		5014.62	49.38	-24.62	74	41.22	31.61	6.01	29.46	101	244	P	V
		5073.44	40.34	-13.66	54	32.12	31.65	6.04	29.47	101	244	A	V
	*	5260	109.11	-	-	100.75	31.76	6.11	29.51	101	244	P	V
	*	5260	101.53	-	-	93.17	31.76	6.11	29.51	101	244	A	V
		5375.04	48.83	-25.17	74	40.42	31.82	6.12	29.53	101	244	P	V
		5356.08	40.73	-13.27	54	32.32	31.81	6.12	29.52	101	244	A	V
802.11ac VHT20 CH 60 5300MHz		5127.16	49.23	-24.77	74	40.96	31.68	6.07	29.48	100	23	P	H
		5008.5	40.33	-13.67	54	32.18	31.61	6	29.46	100	23	A	H
	*	5300	112.22	-	-	103.84	31.78	6.11	29.51	100	23	P	H
	*	5300	104.4	-	-	96.02	31.78	6.11	29.51	100	23	A	H
		5358.48	53.15	-20.85	74	44.74	31.81	6.12	29.52	100	23	P	H
		5351.04	44.64	-9.36	54	36.23	31.81	6.12	29.52	100	23	A	H
		5119	49.22	-24.78	74	40.96	31.67	6.07	29.48	100	245	P	V
		5034.34	40.49	-13.51	54	32.32	31.62	6.02	29.47	100	245	A	V
	*	5300	108.81	-	-	100.43	31.78	6.11	29.51	100	245	P	V
	*	5300	101.09	-	-	92.71	31.78	6.11	29.51	100	245	A	V
		5373.84	50.69	-23.31	74	42.28	31.82	6.12	29.53	100	245	P	V
		5351.76	42.68	-11.32	54	34.27	31.81	6.12	29.52	100	245	A	V

	*	5320	111.95	-	-	103.56	31.79	6.12	29.52	100	23	P	H
	*	5320	104.6	-	-	96.21	31.79	6.12	29.52	100	23	A	H
		5352.96	55.34	-18.66	74	46.93	31.81	6.12	29.52	100	23	P	H
		5350.08	46.97	-7.03	54	38.56	31.81	6.12	29.52	100	23	A	H
802.11ac													H
VHT20													H
CH 64	*	5320	109.13	-	-	100.74	31.79	6.12	29.52	100	246	P	V
5320MHz	*	5320	101.3	-	-	92.91	31.79	6.12	29.52	100	246	A	V
		5356.32	55.37	-18.63	74	46.96	31.81	6.12	29.52	100	246	P	V
		5350.24	44.63	-9.37	54	36.22	31.81	6.12	29.52	100	246	A	V
													V
													V
Remark	1. No other spurious found. 2. All results are PASS against Peak and Average limit line.												

Band 2 5250~5350MHz

WIFI 802.11ac VHT20 (Harmonic @ 3m)

WIFI Ant. 1	Note	Frequency (MHz)	Level (dBμV/m)	Over Limit (dB)	Limit Line (dBμV/m)	Read Level (dBμV)	Antenna Factor (dB/m)	Path Loss (dB)	Preamp Factor (dB)	Ant Pos (cm)	Table Pos (deg)	Peak Avg. (P/A)	Pol. (H/V)
802.11ac VHT20 CH 52 5260MHz		10520	50.57	-17.63	68.2	57.43	40.02	10	56.88	100	0	P	H
		15780	45.11	-28.89	74	50.65	38.04	12.78	56.36	100	0	P	H
													H
													H
		10520	50.16	-18.04	68.2	57.02	40.02	10	56.88	100	0	P	V
		15780	45.38	-28.62	74	50.92	38.04	12.78	56.36	100	0	P	V
													V
													V
802.11ac VHT20 CH 60 5300MHz		10600	49.52	-24.48	74	56.2	40.1	10.04	56.82	100	0	P	H
		15900	45.95	-28.05	74	51.58	37.75	12.84	56.22	100	0	P	H
													H
													H
		10600	49.46	-24.54	74	56.14	40.1	10.04	56.82	100	0	P	V
		15900	46.45	-27.55	74	52.08	37.75	12.84	56.22	100	0	P	V
													V
													V
802.11ac VHT20 CH 64 5320MHz		10640	48.67	-25.33	74	55.27	40.14	10.05	56.79	100	0	P	H
		15960	44.87	-29.13	74	50.57	37.58	12.87	56.15	100	0	P	H
													H
													H
		10640	53.29	-20.71	74	59.89	40.14	10.05	56.79	100	230	P	V
		10640	42.97	-11.03	54	49.57	40.14	10.05	56.79	100	230	A	V
		15960	45.33	-28.67	74	51.03	37.58	12.87	56.15	100	0	P	V
													V
Remark	1. No other spurious found. 2. All results are PASS against Peak and Average limit line.												

Band 2 5250~5350MHz

WIFI 802.11ac VHT40 (Band Edge @ 3m)

WIFI Ant. 1	Note	Frequency (MHz)	Level (dBμV/m)	Over Limit (dB)	Limit Line (dBμV/m)	Read Level (dBμV)	Antenna Factor (dB/m)	Path Loss (dB)	Preamp Factor (dB)	Ant Pos (cm)	Table Pos (deg)	Peak Avg. (P/A)	Pol. (H/V)
802.11ac VHT40 CH 54 5270MHz		5064.94	48.9	-25.1	74	40.69	31.64	6.04	29.47	106	26	P	H
		5105.74	41.07	-12.93	54	32.82	31.67	6.06	29.48	106	26	A	H
	*	5270	108.74	-	-	100.38	31.76	6.11	29.51	106	26	P	H
	*	5270	101.59	-	-	93.23	31.76	6.11	29.51	106	26	A	H
		5374.08	52.48	-21.52	74	44.07	31.82	6.12	29.53	106	26	P	H
		5350.08	45.74	-8.26	54	37.33	31.81	6.12	29.52	106	26	A	H
		5048.62	48.77	-25.23	74	40.58	31.63	6.03	29.47	101	236	P	V
		5134.3	40.93	-13.07	54	32.66	31.68	6.07	29.48	101	236	A	V
	*	5270	105.84	-	-	97.48	31.76	6.11	29.51	101	236	P	V
	*	5270	98.08	-	-	89.72	31.76	6.11	29.51	101	236	A	V
		5350.8	50.98	-23.02	74	42.57	31.81	6.12	29.52	101	236	P	V
		5351.76	43.43	-10.57	54	35.02	31.81	6.12	29.52	101	236	A	V
802.11ac VHT40 CH 62 5310MHz		5103.7	49.58	-24.42	74	41.34	31.66	6.06	29.48	100	25	P	H
		5031.28	41.08	-12.92	54	32.91	31.62	6.02	29.47	100	25	A	H
	*	5310	106.39	-	-	98	31.79	6.12	29.52	100	25	P	H
	*	5310	98.7	-	-	90.31	31.79	6.12	29.52	100	25	A	H
		5350.08	56.92	-17.08	74	48.51	31.81	6.12	29.52	100	25	P	H
		5350.08	50.7	-3.3	54	42.29	31.81	6.12	29.52	100	25	A	H
		5106.76	49.53	-24.47	74	41.28	31.67	6.06	29.48	103	241	P	V
		5041.82	40.84	-13.16	54	32.66	31.63	6.02	29.47	103	241	A	V
	*	5310	103.09	-	-	94.7	31.79	6.12	29.52	103	241	P	V
	*	5310	95.28	-	-	86.89	31.79	6.12	29.52	103	241	A	V
		5350.56	54.07	-19.93	74	45.66	31.81	6.12	29.52	103	241	P	V
		5350.08	47.21	-6.79	54	38.8	31.81	6.12	29.52	103	241	A	V
Remark	1. No other spurious found. 2. All results are PASS against Peak and Average limit line.												

Band 2 5250~5350MHz

WIFI 802.11ac VHT40 (Harmonic @ 3m)

WIFI Ant. 1	Note	Frequency (MHz)	Level (dBμV/m)	Over Limit (dB)	Limit Line (dBμV/m)	Read Level (dBμV)	Antenna Factor (dB/m)	Path Loss (dB)	Preamp Factor (dB)	Ant Pos (cm)	Table Pos (deg)	Peak Avg. (P/A)	Pol. (H/V)
802.11ac VHT40 CH 54 5270MHz		10540	46.92	-21.28	68.2	53.75	40.03	10.01	56.87	100	0	P	H
		15810	44.68	-29.32	74	50.25	37.96	12.8	56.33	100	0	P	H
													H
													H
		10540	48.83	-19.37	68.2	55.66	40.03	10.01	56.87	100	0	P	V
		15810	44.32	-29.68	74	49.89	37.96	12.8	56.33	100	0	P	V
													V
													V
802.11ac VHT40 CH 62 5310MHz		10620	46.97	-27.03	74	53.61	40.12	10.04	56.8	100	0	P	H
		15930	44.89	-29.11	74	50.54	37.67	12.86	56.18	100	0	P	H
													H
													H
		10620	46.92	-27.08	74	53.56	40.12	10.04	56.8	100	0	P	V
		15930	45.47	-28.53	74	51.12	37.67	12.86	56.18	100	0	P	V
													V
													V
Remark	1. No other spurious found. 2. All results are PASS against Peak and Average limit line.												

Band 2 5250~5350MHz

WIFI 802.11ac VHT80 (Band Edge @ 3m)

WIFI Ant. 1	Note	Frequency (MHz)	Level (dBμV/m)	Over Limit (dB)	Limit Line (dBμV/m)	Read Level (dBμV)	Antenna Factor (dB/m)	Path Loss (dB)	Preamp Factor (dB)	Ant Pos (cm)	Table Pos (deg)	Peak Avg. (P/A)	Pol. (H/V)
802.11ac VHT80 CH 58 5290MHz		5109.48	48.73	-25.27	74	40.48	31.67	6.06	29.48	100	20	P	H
		5055.76	41.28	-12.72	54	33.08	31.64	6.03	29.47	100	20	A	H
	*	5290	102.47	-	-	94.1	31.77	6.11	29.51	100	20	P	H
	*	5290	95.51	-	-	87.14	31.77	6.11	29.51	100	20	A	H
		5351.28	59.33	-14.67	74	50.92	31.81	6.12	29.52	100	20	P	H
		5350.32	52.62	-1.38	54	44.21	31.81	6.12	29.52	100	20	A	H
		5074.8	49.61	-24.39	74	41.39	31.65	6.04	29.47	100	231	P	V
		5078.54	41.06	-12.94	54	32.84	31.65	6.04	29.47	100	231	A	V
	*	5290	98.73	-	-	90.36	31.77	6.11	29.51	100	231	P	V
	*	5290	91.44	-	-	83.07	31.77	6.11	29.51	100	231	A	V
		5350.56	55.99	-18.01	74	47.58	31.81	6.12	29.52	100	231	P	V
		5350.32	48.83	-5.17	54	40.42	31.81	6.12	29.52	100	231	A	V
Remark	1. No other spurious found. 2. All results are PASS against Peak and Average limit line.												

Band 2 5250~5350MHz

WIFI 802.11ac VHT80 (Harmonic @ 3m)

WIFI Ant. 1	Note	Frequency (MHz)	Level (dBμV/m)	Over Limit (dB)	Limit Line (dBμV/m)	Read Level (dBμV)	Antenna Factor (dB/m)	Path Loss (dB)	Preamp Factor (dB)	Ant Pos (cm)	Table Pos (deg)	Peak Avg. (P/A)	Pol. (H/V)
802.11ac VHT80 CH 58 5290MHz		10580	46.53	-21.67	68.2	53.25	40.09	10.03	56.84	100	0	P	H
		15870	45.95	-28.05	74	51.6	37.79	12.82	56.26	100	0	P	H
													H
													H
		10580	46.4	-21.8	68.2	53.12	40.09	10.03	56.84	100	0	P	V
		15870	45.33	-28.67	74	50.98	37.79	12.82	56.26	100	0	P	V
													V
													V
Remark	1. No other spurious found. 2. All results are PASS against Peak and Average limit line.												

Band 3 - 5470~5725MHz

WIFI 802.11a (Band Edge @ 3m)

WIFI Ant. 1	Note	Frequency (MHz)	Level (dBμV/m)	Over Limit (dB)	Limit Line (dBμV/m)	Read Level (dBμV)	Antenna Factor (dB/m)	Path Loss (dB)	Preamp Factor (dB)	Ant Pos (cm)	Table Pos (deg)	Peak Avg. (P/A)	Pol. (H/V)
802.11a CH 100 5500MHz		5454.8	53.89	-20.11	74	45.39	31.87	6.17	29.54	108	21	P	H
		5468.4	58.04	-10.16	68.2	49.51	31.88	6.19	29.54	108	21	P	H
		5459.6	44.06	-9.94	54	35.55	31.87	6.18	29.54	108	21	A	H
	*	5500	111.93	-	-	103.36	31.9	6.22	29.55	108	21	P	H
	*	5500	104.31	-	-	95.74	31.9	6.22	29.55	108	21	A	H
													H
		5452.56	50.51	-23.49	74	42.01	31.87	6.17	29.54	100	233	P	V
		5460.4	53.06	-15.14	68.2	44.55	31.87	6.18	29.54	100	233	P	V
		5457.36	42.26	-11.74	54	33.75	31.87	6.18	29.54	100	233	A	V
	*	5500	109.24	-	-	100.67	31.9	6.22	29.55	100	233	P	V
	*	5500	101.95	-	-	93.38	31.9	6.22	29.55	100	233	A	V
													V
802.11a CH 116 5580MHz		5450.08	49.15	-24.85	74	40.65	31.87	6.17	29.54	113	21	P	H
		5461.36	47.32	-20.88	68.2	38.81	31.87	6.18	29.54	113	21	P	H
		5452.72	40.59	-13.41	54	32.09	31.87	6.17	29.54	113	21	A	H
	*	5580	111.12	-	-	102.37	32	6.3	29.55	113	21	P	H
	*	5580	103.72	-	-	94.97	32	6.3	29.55	113	21	A	H
		5742.005	49.53	-18.67	68.2	40.46	32.24	6.38	29.55	113	21	P	H
		5395.84	48.44	-25.56	74	40.01	31.84	6.12	29.53	100	235	P	V
		5464.72	47.03	-21.17	68.2	38.51	31.88	6.18	29.54	100	235	P	V
		5452.72	39.51	-14.49	54	31.01	31.87	6.17	29.54	100	235	A	V
	*	5580	109.54	-	-	100.79	32	6.3	29.55	100	235	P	V
	*	5580	102.01	-	-	93.26	32	6.3	29.55	100	235	A	V
		5733.185	49.32	-18.88	68.2	40.29	32.21	6.37	29.55	100	235	P	V

802.11a CH 140 5700MHz	*	5700	110.14	-	-	101.16	32.17	6.36	29.55	108	17	P	H
	*	5700	102.7	-	-	93.72	32.17	6.36	29.55	108	17	A	H
		5728.6	57.28	-10.92	68.2	48.25	32.21	6.37	29.55	108	17	P	H
													H
													H
													H
	*	5700	110.06	-	-	101.08	32.17	6.36	29.55	100	241	P	V
	*	5700	102.45	-	-	93.47	32.17	6.36	29.55	100	241	A	V
		5735.72	55.91	-12.29	68.2	46.85	32.24	6.37	29.55	100	241	P	V
													V
													V
													V
Remark	1. No other spurious found. 2. All results are PASS against Peak and Average limit line.												

Band 3 - 5470~5725MHz

WIFI 802.11a (Harmonic @ 3m)

WIFI Ant. 1	Note	Frequency (MHz)	Level (dBμV/m)	Over Limit (dB)	Limit Line (dBμV/m)	Read Level (dBμV)	Antenna Factor (dB/m)	Path Loss (dB)	Preamp Factor (dB)	Ant Pos (cm)	Table Pos (deg)	Peak Avg. (P/A)	Pol. (H/V)
802.11a CH 100 5500MHz		11000	47.33	-26.67	74	53.11	40.5	10.22	56.5	100	0	P	H
		16500	46.18	-22.02	68.2	49.69	39.4	12.79	55.7	100	0	P	H
													H
													H
		11000	49.57	-24.43	74	55.35	40.5	10.22	56.5	100	0	P	V
		16500	46.73	-21.47	68.2	50.24	39.4	12.79	55.7	100	0	P	V
													V
													V
802.11a CH 116 5580MHz		11160	49.12	-24.88	74	54.96	40.3	10.3	56.44	100	0	P	H
		16740	47.38	-20.82	68.2	50.84	39.69	12.74	55.89	100	0	P	H
													H
													H
		11160	50.34	-23.66	74	56.18	40.3	10.3	56.44	100	0	P	V
		16740	46.91	-21.29	68.2	50.37	39.69	12.74	55.89	100	0	P	V
													V
													V
802.11a CH 140 5700MHz		11400	48.18	-25.82	74	54.08	40.02	10.42	56.34	100	0	P	H
		17100	47.34	-20.86	68.2	50.48	40.36	12.8	56.3	100	0	P	H
													H
													H
		11400	51.63	-22.37	74	57.53	40.02	10.42	56.34	100	0	P	V
		17100	47.78	-20.42	68.2	50.92	40.36	12.8	56.3	100	0	P	V
													V
													V
Remark	1. No other spurious found. 2. All results are PASS against Peak and Average limit line.												

Band 3 - 5470~5725MHz

WIFI 802.11ac VHT20 (Band Edge @ 3m)

WIFI Ant. 1	Note	Frequency (MHz)	Level (dBμV/m)	Over Limit (dB)	Limit Line (dBμV/m)	Read Level (dBμV)	Antenna Factor (dB/m)	Path Loss (dB)	Preamp Factor (dB)	Ant Pos (cm)	Table Pos (deg)	Peak Avg. (P/A)	Pol. (H/V)
802.11ac VHT20 CH 100 5500MHz		5444.24	52.59	-21.41	74	44.11	31.86	6.16	29.54	100	60	P	H
		5469.68	55.37	-12.83	68.2	46.84	31.88	6.19	29.54	100	60	P	H
		5459.6	43.53	-10.47	54	35.02	31.87	6.18	29.54	100	60	A	H
	*	5500	111.32	-	-	102.75	31.9	6.22	29.55	100	60	P	H
	*	5500	103.68	-	-	95.11	31.9	6.22	29.55	100	60	A	H
													H
		5458	51.66	-22.34	74	43.15	31.87	6.18	29.54	100	238	P	V
		5469.84	53.45	-14.75	68.2	44.92	31.88	6.19	29.54	100	238	P	V
		5457.68	42.49	-11.51	54	33.98	31.87	6.18	29.54	100	238	A	V
	*	5500	110.53	-	-	101.96	31.9	6.22	29.55	100	238	P	V
	*	5500	102.56	-	-	93.99	31.9	6.22	29.55	100	238	A	V
													V
802.11ac VHT20 CH 116 5580MHz		5378.32	49.37	-24.63	74	40.95	31.83	6.12	29.53	115	19	P	H
		5463.04	49.49	-18.71	68.2	40.97	31.88	6.18	29.54	115	19	P	H
		5452.72	40.97	-13.03	54	32.47	31.87	6.17	29.54	115	19	A	H
	*	5580	111.6	-	-	102.85	32	6.3	29.55	115	19	P	H
	*	5580	103.93	-	-	95.18	32	6.3	29.55	115	19	A	H
		5735.075	50.52	-17.68	68.2	41.46	32.24	6.37	29.55	115	19	P	H
		5435.68	48.44	-25.56	74	39.96	31.86	6.16	29.54	100	239	P	V
		5465.92	48.84	-19.36	68.2	40.31	31.88	6.19	29.54	100	239	P	V
		5452.72	40.27	-13.73	54	31.77	31.87	6.17	29.54	100	239	A	V
	*	5580	110.12	-	-	101.37	32	6.3	29.55	100	239	P	V
	*	5580	102.29	-	-	93.54	32	6.3	29.55	100	239	A	V
		5761.22	49.7	-18.5	68.2	40.62	32.26	6.38	29.56	100	239	P	V

	*	5700	110.82	-	-	101.84	32.17	6.36	29.55	100	23	P	H
	*	5700	102.83	-	-	93.85	32.17	6.36	29.55	100	23	A	H
		5725.08	64.2	-4	68.2	55.17	32.21	6.37	29.55	100	23	P	H
													H
802.11ac													H
VHT20													H
CH 140	*	5700	109.96	-	-	100.98	32.17	6.36	29.55	100	242	P	V
5700MHz	*	5700	102.65	-	-	93.67	32.17	6.36	29.55	100	242	A	V
		5725.08	63.46	-4.74	68.2	54.43	32.21	6.37	29.55	100	242	P	V
													V
													V
													V
Remark	1. No other spurious found. 2. All results are PASS against Peak and Average limit line.												

Band 3 - 5470~5725MHz

WIFI 802.11ac VHT20 (Harmonic @ 3m)

WIFI Ant. 1	Note	Frequency (MHz)	Level (dBμV/m)	Over Limit (dB)	Limit Line (dBμV/m)	Read Level (dBμV)	Antenna Factor (dB/m)	Path Loss (dB)	Preamp Factor (dB)	Ant Pos (cm)	Table Pos (deg)	Peak Avg. (P/A)	Pol. (H/V)
802.11ac VHT20 CH 100 5500MHz		11000	46.97	-27.03	74	52.75	40.5	10.22	56.5	100	0	P	H
		16500	46.38	-21.82	68.2	49.89	39.4	12.79	55.7	100	0	P	H
													H
													H
		11000	49.42	-24.58	74	55.2	40.5	10.22	56.5	100	0	P	V
		16500	46.78	-21.42	68.2	50.29	39.4	12.79	55.7	100	0	P	V
													V
													V
802.11ac VHT20 CH 116 5580MHz		11160	49	-25	74	54.84	40.3	10.3	56.44	100	0	P	H
		16740	47.1	-21.1	68.2	50.56	39.69	12.74	55.89	100	0	P	H
													H
													H
		11160	56.5	-17.5	74	62.34	40.3	10.3	56.44	100	195	P	V
		11160	44.65	-9.35	54	50.49	40.3	10.3	56.44	100	195	A	V
		16740	47.5	-20.7	68.2	50.96	39.69	12.74	55.89	100	0	P	V
													V
802.11ac VHT20 CH 140 5700MHz		11400	48.88	-25.12	74	54.78	40.02	10.42	56.34	100	0	P	H
		17100	49.06	-19.14	68.2	52.2	40.36	12.8	56.3	100	0	P	H
													H
													H
		11400	57.7	-16.3	74	63.6	40.02	10.42	56.34	100	158	P	V
		11400	45.8	-8.2	54	51.7	40.02	10.42	56.34	100	158	A	V
		17100	48.48	-19.72	68.2	51.62	40.36	12.8	56.3	100	0	P	V
													V
Remark	1. No other spurious found. 2. All results are PASS against Peak and Average limit line.												

Band 3 - 5470~5725MHz

WIFI 802.11ac VHT40 (Band Edge @ 3m)

WIFI Ant. 1	Note	Frequency (MHz)	Level (dBμV/m)	Over Limit (dB)	Limit Line (dBμV/m)	Read Level (dBμV)	Antenna Factor (dB/m)	Path Loss (dB)	Preamp Factor (dB)	Ant Pos (cm)	Table Pos (deg)	Peak Avg. (P/A)	Pol. (H/V)
802.11ac VHT40 CH 102 5510MHz		5459.2	60.35	-13.65	74	51.84	31.87	6.18	29.54	118	20	P	H
		5469.76	67.13	-1.07	68.2	58.6	31.88	6.19	29.54	118	20	P	H
		5459.92	52.62	-1.38	54	44.11	31.87	6.18	29.54	118	20	A	H
	*	5510	109.95	-	-	101.37	31.9	6.23	29.55	118	20	P	H
	*	5510	101.4	-	-	92.82	31.9	6.23	29.55	118	20	A	H
		5730.98	51.01	-17.19	68.2	41.98	32.21	6.37	29.55	118	20	P	H
		5459.68	59.86	-14.14	74	51.35	31.87	6.18	29.54	100	239	P	V
		5469.28	65.85	-2.35	68.2	57.32	31.88	6.19	29.54	100	239	P	V
		5459.92	50.57	-3.43	54	42.06	31.87	6.18	29.54	100	239	A	V
	*	5510	108.35	-	-	99.77	31.9	6.23	29.55	100	239	P	V
	*	5510	99.8	-	-	91.22	31.9	6.23	29.55	100	239	A	V
		5739.8	50.04	-18.16	68.2	40.97	32.24	6.38	29.55	100	239	P	V
802.11ac VHT40 CH 110 5550MHz		5458	50.77	-23.23	74	42.26	31.87	6.18	29.54	111	59	P	H
		5467.36	51.81	-16.39	68.2	43.28	31.88	6.19	29.54	111	59	P	H
		5459.92	43.27	-10.73	54	34.76	31.87	6.18	29.54	111	59	A	H
	*	5550	110.4	-	-	101.71	31.97	6.27	29.55	111	59	P	H
	*	5550	101.53	-	-	92.84	31.97	6.27	29.55	111	59	A	H
		5746.1	49.55	-18.65	68.2	40.48	32.24	6.38	29.55	111	59	P	H
		5454.16	50.31	-23.69	74	41.81	31.87	6.17	29.54	103	244	P	V
		5460.4	50.89	-17.31	68.2	42.38	31.87	6.18	29.54	103	244	P	V
		5458.72	42.57	-11.43	54	34.06	31.87	6.18	29.54	103	244	A	V
	*	5550	109.82	-	-	101.13	31.97	6.27	29.55	103	244	P	V
	*	5550	101.06	-	-	92.37	31.97	6.27	29.55	103	244	A	V
		5752.4	49.88	-18.32	68.2	40.8	32.26	6.38	29.56	103	244	P	V

802.11ac VHT40 CH 134 5670MHz		5430.5	48.32	-25.68	74	39.85	31.86	6.15	29.54	100	18	P	H
		5466.2	47.65	-20.55	68.2	39.12	31.88	6.19	29.54	100	18	P	H
		5452.9	41.02	-12.98	54	32.52	31.87	6.17	29.54	100	18	A	H
	*	5670	110.01	-	-	101.07	32.14	6.35	29.55	100	18	P	H
	*	5670	101.5	-	-	92.56	32.14	6.35	29.55	100	18	A	H
		5727.83	56.45	-11.75	68.2	47.42	32.21	6.37	29.55	100	18	P	H
		5445.9	47.93	-26.07	74	39.43	31.87	6.17	29.54	102	241	P	V
		5464.1	48.42	-19.78	68.2	39.9	31.88	6.18	29.54	102	241	P	V
		5453.25	40.01	-13.99	54	31.51	31.87	6.17	29.54	102	241	A	V
	*	5670	108.95	-	-	100.01	32.14	6.35	29.55	102	241	P	V
	*	5670	100.87	-	-	91.93	32.14	6.35	29.55	102	241	A	V
		5726.885	56.42	-11.78	68.2	47.39	32.21	6.37	29.55	102	241	P	V
Remark	1. No other spurious found. 2. All results are PASS against Peak and Average limit line.												

Band 3 - 5470~5725MHz

WIFI 802.11ac VHT40 (Harmonic @ 3m)

WIFI Ant. 1	Note	Frequency (MHz)	Level (dBμV/m)	Over Limit (dB)	Limit Line (dBμV/m)	Read Level (dBμV)	Antenna Factor (dB/m)	Path Loss (dB)	Preamp Factor (dB)	Ant Pos (cm)	Table Pos (deg)	Peak Avg. (P/A)	Pol. (H/V)
802.11ac VHT40 CH 102 5510MHz		11020	47.25	-26.75	74	53.03	40.48	10.23	56.49	100	0	P	H
		16530	46.94	-21.26	68.2	50.43	39.44	12.79	55.72	100	0	P	H
													H
													H
		11020	47.9	-26.1	74	53.68	40.48	10.23	56.49	100	0	P	V
		16530	46.54	-21.66	68.2	50.03	39.44	12.79	55.72	100	0	P	V
													V
													V
802.11ac VHT40 CH 110 5550MHz		11100	49.06	-24.94	74	54.87	40.38	10.27	56.46	100	0	P	H
		16650	47.04	-21.16	68.2	50.5	39.59	12.77	55.82	100	0	P	H
													H
													H
		11100	49.19	-24.81	74	55	40.38	10.27	56.46	100	0	P	V
		16650	47.46	-20.74	68.2	50.92	39.59	12.77	55.82	100	0	P	V
													V
													V
802.11ac VHT40 CH 134 5670MHz		11340	47.39	-26.61	74	53.26	40.1	10.39	56.36	100	0	P	H
		17010	47.49	-20.71	68.2	50.85	40.06	12.7	56.12	100	0	P	H
													H
													H
		11340	47.56	-26.44	74	53.43	40.1	10.39	56.36	100	0	P	V
		17010	48.65	-19.55	68.2	52.01	40.06	12.7	56.12	100	0	P	V
													V
													V
Remark	1. No other spurious found. 2. All results are PASS against Peak and Average limit line.												

Band 3 5470~5725MHz

WIFI 802.11ac VHT80 (Band Edge @ 3m)

WIFI Ant. 1	Note	Frequency (MHz)	Level (dBμV/m)	Over Limit (dB)	Limit Line (dBμV/m)	Read Level (dBμV)	Antenna Factor (dB/m)	Path Loss (dB)	Preamp Factor (dB)	Ant Pos (cm)	Table Pos (deg)	Peak Avg. (P/A)	Pol. (H/V)
802.11ac VHT80 CH 106 5530MHz		5456.05	57.42	-16.58	74	48.91	31.87	6.18	29.54	100	20	P	H
		5469.7	60.25	-7.95	68.2	51.72	31.88	6.19	29.54	100	20	P	H
		5459.55	50.59	-3.41	54	42.08	31.87	6.18	29.54	100	20	A	H
	*	5530	105.23	-	-	96.61	31.92	6.25	29.55	100	20	P	H
	*	5530	96.7	-	-	88.08	31.92	6.25	29.55	100	20	A	H
		5741.06	50.1	-18.1	68.2	41.03	32.24	6.38	29.55	100	20	P	H
		5452.2	56.74	-17.26	74	48.24	31.87	6.17	29.54	100	237	P	V
		5467.6	57.87	-10.33	68.2	49.34	31.88	6.19	29.54	100	237	P	V
		5457.8	48.15	-5.85	54	39.64	31.87	6.18	29.54	100	237	A	V
	*	5530	102.83	-	-	94.21	31.92	6.25	29.55	100	237	P	V
	*	5530	94.38	-	-	85.76	31.92	6.25	29.55	100	237	A	V
		5739.17	51.2	-17	68.2	42.13	32.24	6.38	29.55	100	237	P	V
802.11ac VHT80 CH 122 5610MHz		5448.35	52.72	-21.28	74	44.22	31.87	6.17	29.54	100	18	P	H
		5468.3	53.76	-14.44	68.2	45.23	31.88	6.19	29.54	100	18	P	H
		5458.15	43.8	-10.2	54	35.29	31.87	6.18	29.54	100	18	A	H
	*	5610	107.92	-	-	99.11	32.04	6.32	29.55	100	18	P	H
	*	5610	99.24	-	-	90.43	32.04	6.32	29.55	100	18	A	H
		5725.94	56.04	-12.16	68.2	47.01	32.21	6.37	29.55	100	18	P	H
		5459.2	50.61	-23.39	74	42.1	31.87	6.18	29.54	100	238	P	V
		5464.8	51.25	-16.95	68.2	42.73	31.88	6.18	29.54	100	238	P	V
		5459.55	42.76	-11.24	54	34.25	31.87	6.18	29.54	100	238	A	V
	*	5610	105.86	-	-	97.05	32.04	6.32	29.55	100	238	P	V
	*	5610	97.46	-	-	88.65	32.04	6.32	29.55	100	238	A	V
		5725.625	55.89	-12.31	68.2	46.86	32.21	6.37	29.55	100	238	P	V
Remark	1. No other spurious found. 2. All results are PASS against Peak and Average limit line.												

Band 3 5470~5725MHz

WIFI 802.11ac VHT80 (Harmonic @ 3m)

WIFI Ant. 1	Note	Frequency (MHz)	Level (dBμV/m)	Over Limit (dB)	Limit Line (dBμV/m)	Read Level (dBμV)	Antenna Factor (dB/m)	Path Loss (dB)	Preamp Factor (dB)	Ant Pos (cm)	Table Pos (deg)	Peak Avg. (P/A)	Pol. (H/V)
802.11ac VHT80 CH 106 5530MHz		11060	47.51	-26.49	74	53.32	40.42	10.25	56.48	100	0	P	H
		16590	47.31	-20.89	68.2	50.81	39.5	12.77	55.77	100	0	P	H
													H
													H
		11060	47.86	-26.14	74	53.67	40.42	10.25	56.48	100	0	P	V
		16590	47.45	-20.75	68.2	50.95	39.5	12.77	55.77	100	0	P	V
													V
													V
802.11ac VHT80 CH 122 5610MHz		11220	47.38	-26.62	74	53.22	40.24	10.33	56.41	100	0	P	H
		16830	47.44	-20.76	68.2	50.88	39.79	12.73	55.96	100	0	P	H
													H
													H
		11220	47.85	-26.15	74	53.69	40.24	10.33	56.41	100	0	P	V
		16830	46.99	-21.21	68.2	50.43	39.79	12.73	55.96	100	0	P	V
													V
													V
Remark	1. No other spurious found. 2. All results are PASS against Peak and Average limit line.												

Band 3 - Straddle Channel

WIFI 802.11a (Band Edge @ 3m)

WIFI Ant.	Note	Frequency	Level	Over Limit	Limit Line	Read Level	Antenna Factor	Path Loss	Preamp Factor	Ant Pos	Table Pos	Peak Avg.	Pol.
1		(MHz)	(dBμV/m)	(dB)	(dBμV/m)	(dBμV)	(dB/m)	(dB)	(dB)	(cm)	(deg)	(P/A)	(H/V)
802.11a CH 144 5720MHz		5435.02	47.46	-26.54	74	38.98	31.86	6.16	29.54	100	19	P	H
		5464.66	47.18	-21.02	68.2	38.66	31.88	6.18	29.54	100	19	P	H
		5452.57	39.47	-14.53	54	30.97	31.87	6.17	29.54	100	19	A	H
	*	5720	109.66	-	-	100.63	32.21	6.37	29.55	100	19	P	H
	*	5720	102.22	-	-	93.19	32.21	6.37	29.55	100	19	A	H
		5860.5	49.46	-18.74	68.2	40.16	32.41	6.45	29.56	100	19	P	H
		5447.11	47.76	-26.24	74	39.26	31.87	6.17	29.54	100	236	P	V
		5466.22	47.22	-20.98	68.2	38.69	31.88	6.19	29.54	100	236	P	V
		5452.96	39.27	-14.73	54	30.77	31.87	6.17	29.54	100	236	A	V
	*	5720	109.73	-	-	100.7	32.21	6.37	29.55	100	236	P	V
	*	5720	102.26	-	-	93.23	32.21	6.37	29.55	100	236	A	V
		5873.5	49.04	-19.16	68.2	39.71	32.43	6.46	29.56	100	236	P	V
Remark	1. No other spurious found. 2. All results are PASS against Peak and Average limit line.												

Band 3 - Straddle Channel

WIFI 802.11a (Harmonic @ 3m)

WIFI Ant. 1	Note	Frequency (MHz)	Level (dBμV/m)	Over Limit (dB)	Limit Line (dBμV/m)	Read Level (dBμV)	Antenna Factor (dB/m)	Path Loss (dB)	Preamp Factor (dB)	Ant Pos (cm)	Table Pos (deg)	Peak Avg. (P/A)	Pol. (H/V)
802.11a CH 144 5720MHz		11440	49.22	-24.78	74	55.13	39.98	10.43	56.32	100	0	P	H
		17160	48.3	-19.9	68.2	51.26	40.6	12.86	56.42	100	0	P	H
													H
													H
		11440	52.2	-21.8	74	58.11	39.98	10.43	56.32	100	0	P	V
		17160	48.28	-19.92	68.2	51.24	40.6	12.86	56.42	100	0	P	V
													V
													V
Remark	1. No other spurious found. 2. All results are PASS against Peak and Average limit line.												

Band 3 - Straddle Channel

WIFI 802.11ac VHT20 (Band Edge @ 3m)

WIFI Ant. 1	Note	Frequency (MHz)	Level (dBμV/m)	Over Limit (dB)	Limit Line (dBμV/m)	Read Level (dBμV)	Antenna Factor (dB/m)	Path Loss (dB)	Preamp Factor (dB)	Ant Pos (cm)	Table Pos (deg)	Peak Avg. (P/A)	Pol. (H/V)
802.11ac VHT20 CH 144 5720MHz		5383.15	49.86	-24.14	74	41.44	31.83	6.12	29.53	106	18	P	H
		5463.49	48.13	-20.07	68.2	39.61	31.88	6.18	29.54	106	18	P	H
		5452.57	39.76	-14.24	54	31.26	31.87	6.17	29.54	106	18	A	H
	*	5720	110.13	-	-	101.1	32.21	6.37	29.55	106	18	P	H
	*	5720	102.52	-	-	93.49	32.21	6.37	29.55	106	18	A	H
		5905.75	49.4	-18.8	68.2	40	32.48	6.48	29.56	106	18	P	H
		5442.04	48.43	-25.57	74	39.95	31.86	6.16	29.54	100	236	P	V
		5465.44	47.87	-20.33	68.2	39.34	31.88	6.19	29.54	100	236	P	V
		5452.96	39.61	-14.39	54	31.11	31.87	6.17	29.54	100	236	A	V
	*	5720	110.1	-	-	101.07	32.21	6.37	29.55	100	236	P	V
	*	5720	102.4	-	-	93.37	32.21	6.37	29.55	100	236	A	V
		5866.5	50.81	-17.39	68.2	41.51	32.41	6.45	29.56	100	236	P	V
Remark	1. No other spurious found. 2. All results are PASS against Peak and Average limit line.												

Band 3 - Straddle Channel

WIFI 802.11ac VHT20 (Harmonic @ 3m)

WIFI Ant. 1	Note	Frequency (MHz)	Level (dBμV/m)	Over Limit (dB)	Limit Line (dBμV/m)	Read Level (dBμV)	Antenna Factor (dB/m)	Path Loss (dB)	Preamp Factor (dB)	Ant Pos (cm)	Table Pos (deg)	Peak Avg. (P/A)	Pol. (H/V)
802.11ac VHT20 CH 144 5720MHz		11440	48.97	-25.03	74	54.88	39.98	10.43	56.32	100	0	P	H
		17160	48.37	-19.83	68.2	51.33	40.6	12.86	56.42	100	0	P	H
													H
													H
		11440	56.64	-17.36	74	62.55	39.98	10.43	56.32	100	157	P	V
		11440	46.16	-7.84	54	52.07	39.98	10.43	56.32	100	157	A	V
		17160	48.92	-19.28	68.2	51.88	40.6	12.86	56.42	100	0	P	V
													V
Remark	1. No other spurious found. 2. All results are PASS against Peak and Average limit line.												

Band 3 - Straddle Channel

WIFI 802.11ac VHT40 (Band Edge @ 3m)

WIFI Ant. 1	Note	Frequency (MHz)	Level (dBμV/m)	Over Limit (dB)	Limit Line (dBμV/m)	Read Level (dBμV)	Antenna Factor (dB/m)	Path Loss (dB)	Preamp Factor (dB)	Ant Pos (cm)	Table Pos (deg)	Peak Avg. (P/A)	Pol. (H/V)
802.11ac VHT40 CH 142 5710MHz		5371.84	48.6	-25.4	74	40.19	31.82	6.12	29.53	106	18	P	H
		5463.88	47.84	-20.36	68.2	39.32	31.88	6.18	29.54	106	18	P	H
		5452.57	40.7	-13.3	54	32.2	31.87	6.17	29.54	106	18	A	H
	*	5710	109.37	-	-	100.37	32.19	6.36	29.55	106	18	P	H
	*	5710	101.08	-	-	92.08	32.19	6.36	29.55	106	18	A	H
		5907.75	50.35	-17.85	68.2	40.94	32.48	6.49	29.56	106	18	P	H
		5439.7	48.73	-25.27	74	40.25	31.86	6.16	29.54	100	235	P	V
		5467.78	47.9	-20.3	68.2	39.37	31.88	6.19	29.54	100	235	P	V
		5427.61	40.27	-13.73	54	31.81	31.85	6.15	29.54	100	235	A	V
	*	5710	109.1	-	-	100.1	32.19	6.36	29.55	100	235	P	V
	*	5710	100.68	-	-	91.68	32.19	6.36	29.55	100	235	A	V
		5884.25	50.81	-17.39	68.2	41.47	32.43	6.47	29.56	100	235	P	V
Remark	1. No other spurious found. 2. All results are PASS against Peak and Average limit line.												

Band 3 - Straddle Channel

WIFI 802.11ac VHT40 (Harmonic @ 3m)

WIFI Ant. 1	Note	Frequency (MHz)	Level (dBμV/m)	Over Limit (dB)	Limit Line (dBμV/m)	Read Level (dBμV)	Antenna Factor (dB/m)	Path Loss (dB)	Preamp Factor (dB)	Ant Pos (cm)	Table Pos (deg)	Peak Avg. (P/A)	Pol. (H/V)
802.11ac VHT40 CH 142 5710MHz		11420	48.08	-25.92	74	53.99	40	10.42	56.33	100	0	P	H
		17130	48.77	-19.43	68.2	51.81	40.48	12.84	56.36	100	0	P	H
													H
													H
		11420	53.74	-20.26	74	59.65	40	10.42	56.33	100	156	P	V
		11420	45.62	-8.38	54	51.53	40	10.42	56.33	100	156	A	V
		17130	48.5	-19.7	68.2	51.54	40.48	12.84	56.36	100	0	P	V
													V
Remark	1. No other spurious found. 2. All results are PASS against Peak and Average limit line.												

Band 3 - Straddle Channel

WIFI 802.11ac VHT80 (Band Edge @ 3m)

WIFI Ant. 1	Note	Frequency (MHz)	Level (dBμV/m)	Over Limit (dB)	Limit Line (dBμV/m)	Read Level (dBμV)	Antenna Factor (dB/m)	Path Loss (dB)	Preamp Factor (dB)	Ant Pos (cm)	Table Pos (deg)	Peak Avg. (P/A)	Pol. (H/V)
802.11ac VHT80 CH 138 5690MHz		5452.57	49.66	-24.34	74	41.16	31.87	6.17	29.54	110	18	P	H
		5463.88	48.16	-20.04	68.2	39.64	31.88	6.18	29.54	110	18	P	H
		5452.57	40.38	-13.62	54	31.88	31.87	6.17	29.54	110	18	A	H
	*	5690	106.31	-	-	97.33	32.17	6.36	29.55	110	18	P	H
	*	5690	98.3	-	-	89.32	32.17	6.36	29.55	110	18	A	H
		5896.3	50.81	-17.39	68.2	41.43	32.46	6.48	29.56	110	18	P	H
		5459.98	49.87	-24.13	74	41.36	31.87	6.18	29.54	100	237	P	V
		5460.37	49.89	-18.31	68.2	41.38	31.87	6.18	29.54	100	237	P	V
		5457.25	40.2	-13.8	54	31.69	31.87	6.18	29.54	100	237	A	V
	*	5690	105.52	-	-	96.54	32.17	6.36	29.55	100	237	P	V
	*	5690	97.71	-	-	88.73	32.17	6.36	29.55	100	237	A	V
		5852.8	50.99	-17.21	68.2	41.73	32.38	6.44	29.56	100	237	P	V
Remark	1. No other spurious found. 2. All results are PASS against Peak and Average limit line.												

Band 3 - Straddle Channel

WIFI 802.11ac VHT80 (Harmonic @ 3m)

WIFI Ant. 1	Note	Frequency (MHz)	Level (dBμV/m)	Over Limit (dB)	Limit Line (dBμV/m)	Read Level (dBμV)	Antenna Factor (dB/m)	Path Loss (dB)	Preamp Factor (dB)	Ant Pos (cm)	Table Pos (deg)	Peak Avg. (P/A)	Pol. (H/V)
802.11ac VHT80 CH 138 5690MHz		11380	47.68	-26.32	74	53.58	40.04	10.41	56.35	100	0	P	H
		17070	48.58	-19.62	68.2	51.81	40.24	12.77	56.24	100	0	P	H
													H
													H
		11380	48.61	-25.39	74	54.51	40.04	10.41	56.35	100	0	P	V
		17070	48.24	-19.96	68.2	51.47	40.24	12.77	56.24	100	0	P	V
													V
													V
Remark	1. No other spurious found. 2. All results are PASS against Peak and Average limit line.												

Emission below 1GHz

WIFI 802.11ac VHT40 (LF @ 3m)

WIFI Ant. 1	Note	Frequency (MHz)	Level (dBμV/m)	Over Limit (dB)	Limit Line (dBμV/m)	Read Level (dBμV)	Antenna Factor (dB/m)	Path Loss (dB)	Preamp Factor (dB)	Ant Pos (cm)	Table Pos (deg)	Peak Avg. (P/A)	Pol. (H/V)
802.11ac VHT40 LF		30	22.8	-17.2	40	29.93	24.7	0.46	32.29			P	H
		109.54	27.74	-15.76	43.5	42.5	16.55	0.89	32.2			P	H
		122.15	33.03	-10.47	43.5	47.07	17.19	0.96	32.19			P	H
		134.76	29.41	-14.09	43.5	43.3	17.3	1	32.19			P	H
		746.83	36.05	-9.95	46	37.92	27.8	2.33	32	100	0	P	H
		946.65	34.15	-11.85	46	32.2	30.3	2.66	31.01			P	H
													H
													H
													H
													H
													H
													H
		33.88	33.68	-6.32	40	42.58	22.92	0.47	32.29	100	0	P	V
		45.52	32.73	-7.27	40	48.16	16.34	0.52	32.29			P	V
		97.9	27.84	-15.66	43.5	43.84	15.4	0.81	32.21			P	V
		120.21	30.08	-13.42	43.5	44.23	17.1	0.95	32.2			P	V
		689.6	30.07	-15.93	46	33.94	26	2.24	32.11			P	V
		952.47	34.14	-11.86	46	31.89	30.55	2.66	30.96			P	V
													V
													V
													V
													V
													V
													V
Remark	1. No other spurious found. 2. All results are PASS against limit line.												

Band 1 - 5150~5250MHz

WIFI 802.11a (Band Edge @ 3m)

WIFI Ant. 2	Note	Frequency (MHz)	Level (dBμV/m)	Over Limit (dB)	Limit Line (dBμV/m)	Read Level (dBμV)	Antenna Factor (dB/m)	Path Loss (dB)	Preamp Factor (dB)	Ant Pos (cm)	Table Pos (deg)	Peak Avg. (P/A)	Pol. (H/V)
802.11a CH 36 5180MHz		5141.96	52.53	-21.47	74	44.25	31.69	6.08	29.49	100	86	P	H
		5150	45.8	-8.2	54	37.52	31.69	6.08	29.49	100	86	A	H
	*	5180	113.15	-	-	104.83	31.71	6.1	29.49	100	86	P	H
	*	5180	105.95	-	-	97.63	31.71	6.1	29.49	100	86	A	H
													H
													H
		5054.34	50.09	-23.91	74	41.9	31.63	6.03	29.47	380	56	P	V
		5149.24	40.51	-13.49	54	32.23	31.69	6.08	29.49	380	56	A	V
	*	5180	104.09	-	-	95.77	31.71	6.1	29.49	380	56	P	V
	*	5180	97.01	-	-	88.69	31.71	6.1	29.49	380	56	A	V
													V
													V
802.11a CH 44 5220MHz		5128.44	50.02	-23.98	74	41.75	31.68	6.07	29.48	100	86	P	H
		5145.6	41.3	-12.7	54	33.02	31.69	6.08	29.49	100	86	A	H
	*	5220	113.5	-	-	105.16	31.73	6.11	29.5	100	86	P	H
	*	5220	105.99	-	-	97.65	31.73	6.11	29.5	100	86	A	H
		5356.4	49.68	-24.32	74	41.27	31.81	6.12	29.52	100	86	P	H
		5374.32	40.66	-13.34	54	32.25	31.82	6.12	29.53	100	86	A	H
		5078	49.57	-24.43	74	41.35	31.65	6.04	29.47	400	35	P	V
		5059.8	40.27	-13.73	54	32.07	31.64	6.03	29.47	400	35	A	V
	*	5220	106.23	-	-	97.89	31.73	6.11	29.5	400	35	P	V
	*	5220	98.83	-	-	90.49	31.73	6.11	29.5	400	35	A	V
		5403.72	49.33	-24.67	74	40.9	31.84	6.12	29.53	400	35	P	V
		5459.16	39.4	-14.6	54	30.89	31.87	6.18	29.54	400	35	A	V

802.11a CH 48 5240MHz		5111.8	50	-24	74	41.75	31.67	6.06	29.48	100	93	P	H
		5141.7	40.57	-13.43	54	32.29	31.69	6.08	29.49	100	93	A	H
	*	5240	113.57	-	-	105.22	31.74	6.11	29.5	100	93	P	H
	*	5240	105.97	-	-	97.62	31.74	6.11	29.5	100	93	A	H
		5350.24	49.58	-24.42	74	41.17	31.81	6.12	29.52	100	93	P	H
		5351.36	40.93	-13.07	54	32.52	31.81	6.12	29.52	100	93	A	H
		5061.62	50.42	-23.58	74	42.22	31.64	6.03	29.47	399	34	P	V
		5067.6	40.45	-13.55	54	32.24	31.64	6.04	29.47	399	34	A	V
	*	5240	105.92	-	-	97.57	31.74	6.11	29.5	399	34	P	V
	*	5240	98.62	-	-	90.27	31.74	6.11	29.5	399	34	A	V
		5428.08	48.34	-25.66	74	39.88	31.85	6.15	29.54	399	34	P	V
		5452.72	39.25	-14.75	54	30.75	31.87	6.17	29.54	399	34	A	V
Remark	3. No other spurious found. 4. All results are PASS against Peak and Average limit line.												

Band 1 5150~5250MHz

WIFI 802.11a (Harmonic @ 3m)

WIFI Ant. 2	Note	Frequency (MHz)	Level (dBμV/m)	Over Limit (dB)	Limit Line (dBμV/m)	Read Level (dBμV)	Antenna Factor (dB/m)	Path Loss (dB)	Preamp Factor (dB)	Ant Pos (cm)	Table Pos (deg)	Peak Avg. (P/A)	Pol. (H/V)
802.11a CH 36 5180MHz		10360	47.7	-20.5	68.2	54.99	39.76	9.91	56.96	100	0	P	H
		15540	45.32	-28.68	74	50.7	38.62	12.65	56.65	100	0	P	H
													H
													H
		10360	48.22	-19.98	68.2	55.51	39.76	9.91	56.96	100	0	P	V
		15540	45.84	-28.16	74	51.22	38.62	12.65	56.65	100	0	P	V
													V
													V
802.11a CH 44 5220MHz		10440	47.9	-20.3	68.2	54.99	39.88	9.95	56.92	100	0	P	H
		15660	47.3	-26.7	74	52.76	38.33	12.72	56.51	100	0	P	H
													H
													H
		10440	49.09	-19.11	68.2	56.18	39.88	9.95	56.92	100	0	P	V
		15660	45.2	-28.8	74	50.66	38.33	12.72	56.51	100	0	P	V
													V
													V
802.11a CH 48 5240MHz		10480	48.15	-20.05	68.2	55.12	39.97	9.97	56.91	100	0	P	H
		15720	45.93	-28.07	74	51.47	38.16	12.74	56.44	100	0	P	H
													H
													H
		10480	47.4	-20.8	68.2	54.37	39.97	9.97	56.91	100	0	P	V
		15720	44.97	-29.03	74	50.51	38.16	12.74	56.44	100	0	P	V
													V
													V
Remark	3. No other spurious found. 4. All results are PASS against Peak and Average limit line.												

Band 1 5150~5250MHz

WIFI 802.11ac VHT20 (Band Edge @ 3m)

WIFI Ant. 2	Note	Frequency (MHz)	Level (dBμV/m)	Over Limit (dB)	Limit Line (dBμV/m)	Read Level (dBμV)	Antenna Factor (dB/m)	Path Loss (dB)	Preamp Factor (dB)	Ant Pos (cm)	Table Pos (deg)	Peak Avg. (P/A)	Pol. (H/V)
802.11ac VHT20 CH 36 5180MHz		5148.72	53.2	-20.8	74	44.92	31.69	6.08	29.49	100	87	P	H
		5150	46.08	-7.92	54	37.8	31.69	6.08	29.49	100	87	A	H
	*	5180	112.9	-	-	104.58	31.71	6.1	29.49	100	87	P	H
	*	5180	105.45	-	-	97.13	31.71	6.1	29.49	100	87	A	H
													H
													H
		5015.86	48.94	-25.06	74	40.78	31.61	6.01	29.46	384	36	P	V
		5148.98	40.88	-13.12	54	32.6	31.69	6.08	29.49	384	36	A	V
	*	5180	104.96	-	-	96.64	31.71	6.1	29.49	384	36	P	V
	*	5180	97.46	-	-	89.14	31.71	6.1	29.49	384	36	A	V
													V
													V
802.11ac VHT20 CH 44 5220MHz		5128.7	50.58	-23.42	74	42.31	31.68	6.07	29.48	100	86	P	H
		5149.5	41.36	-12.64	54	33.08	31.69	6.08	29.49	100	86	A	H
	*	5220	113.1	-	-	104.76	31.73	6.11	29.5	100	86	P	H
	*	5220	105.43	-	-	97.09	31.73	6.11	29.5	100	86	A	H
		5432.84	50.5	-23.5	74	42.03	31.86	6.15	29.54	100	86	P	H
		5350	40.85	-13.15	54	32.44	31.81	6.12	29.52	100	86	A	H
		5021.84	50.03	-23.97	74	41.86	31.62	6.01	29.46	400	36	P	V
		5064.22	40.31	-13.69	54	32.1	31.64	6.04	29.47	400	36	A	V
	*	5220	105.87	-	-	97.53	31.73	6.11	29.5	400	36	P	V
	*	5220	98.44	-	-	90.1	31.73	6.11	29.5	400	36	A	V
		5452.16	48.55	-25.45	74	40.05	31.87	6.17	29.54	400	36	P	V
		5453	39.33	-14.67	54	30.83	31.87	6.17	29.54	400	36	A	V

802.11ac VHT20 CH 48 5240MHz		5116.48	49.91	-24.09	74	41.66	31.67	6.06	29.48	100	90	P	H
		5149.5	40.51	-13.49	54	32.23	31.69	6.08	29.49	100	90	A	H
	*	5240	113.09	-	-	104.74	31.74	6.11	29.5	100	90	P	H
	*	5240	105.46	-	-	97.11	31.74	6.11	29.5	100	90	A	H
		5376.84	49.38	-24.62	74	40.97	31.82	6.12	29.53	100	90	P	H
		5351.08	41.1	-12.9	54	32.69	31.81	6.12	29.52	100	90	A	H
		5008.84	49.33	-24.67	74	41.18	31.61	6	29.46	399	35	P	V
		5108.16	40.35	-13.65	54	32.1	31.67	6.06	29.48	399	35	A	V
	*	5240	105.53	-	-	97.18	31.74	6.11	29.5	399	35	P	V
	*	5240	98.16	-	-	89.81	31.74	6.11	29.5	399	35	A	V
		5438.44	48.65	-25.35	74	40.17	31.86	6.16	29.54	399	35	P	V
		5379.36	39.23	-14.77	54	30.81	31.83	6.12	29.53	399	35	A	V
Remark	3. No other spurious found. 4. All results are PASS against Peak and Average limit line.												

Band 1 5150~5250MHz

WIFI 802.11ac VHT20 (Harmonic @ 3m)

WIFI Ant. 2	Note	Frequency (MHz)	Level (dBμV/m)	Over Limit (dB)	Limit Line (dBμV/m)	Read Level (dBμV)	Antenna Factor (dB/m)	Path Loss (dB)	Preamp Factor (dB)	Ant Pos (cm)	Table Pos (deg)	Peak Avg. (P/A)	Pol. (H/V)
802.11ac VHT20 CH 36 5180MHz		10360	46.64	-21.56	68.2	53.93	39.76	9.91	56.96	100	0	P	H
		15540	47.33	-26.67	74	52.71	38.62	12.65	56.65	100	0	P	H
													H
													H
		10360	46.82	-21.38	68.2	54.11	39.76	9.91	56.96	100	0	P	V
		15540	46.54	-27.46	74	51.92	38.62	12.65	56.65	100	0	P	V
													V
													V
802.11ac VHT20 CH 44 5220MHz		10440	47.6	-20.6	68.2	54.69	39.88	9.95	56.92	100	0	P	H
		15660	45.05	-28.95	74	50.51	38.33	12.72	56.51	100	0	P	H
													H
													H
		10440	47.53	-20.67	68.2	54.62	39.88	9.95	56.92	100	0	P	V
		15660	45.22	-28.78	74	50.68	38.33	12.72	56.51	100	0	P	V
													V
													V
802.11ac VHT20 CH 48 5240MHz		10480	48.47	-19.73	68.2	55.44	39.97	9.97	56.91	100	0	P	H
		15720	45.86	-28.14	74	51.4	38.16	12.74	56.44	100	0	P	H
													H
													H
		10480	48.2	-20	68.2	55.17	39.97	9.97	56.91	100	0	P	V
		15720	45.35	-28.65	74	50.89	38.16	12.74	56.44	100	0	P	V
													V
													V
Remark	3. No other spurious found. 4. All results are PASS against Peak and Average limit line.												

Band 1 5150~5250MHz

WIFI 802.11ac VHT40 (Band Edge @ 3m)

WIFI Ant. 2	Note	Frequency (MHz)	Level (dBμV/m)	Over Limit (dB)	Limit Line (dBμV/m)	Read Level (dBμV)	Antenna Factor (dB/m)	Path Loss (dB)	Preamp Factor (dB)	Ant Pos (cm)	Table Pos (deg)	Peak Avg. (P/A)	Pol. (H/V)
802.11ac VHT40 CH 38 5190MHz		5150	59.5	-14.5	74	51.22	31.69	6.08	29.49	108	93	P	H
		5150	51.29	-2.71	54	43.01	31.69	6.08	29.49	108	93	A	H
	*	5190	107.47	-	-	99.15	31.71	6.1	29.49	108	93	P	H
	*	5190	99.91	-	-	91.59	31.71	6.1	29.49	108	93	A	H
		5416.32	49.58	-24.42	74	41.12	31.85	6.14	29.53	108	93	P	H
		5359.2	41.79	-12.21	54	33.38	31.81	6.12	29.52	108	93	A	H
		5146.9	50.33	-23.67	74	42.05	31.69	6.08	29.49	381	36	P	V
		5150	42.55	-11.45	54	34.27	31.69	6.08	29.49	381	36	A	V
	*	5190	100.37	-	-	92.05	31.71	6.1	29.49	381	36	P	V
	*	5190	92.53	-	-	84.21	31.71	6.1	29.49	381	36	A	V
		5351.64	48.92	-25.08	74	40.51	31.81	6.12	29.52	381	36	P	V
		5458.6	40.35	-13.65	54	31.84	31.87	6.18	29.54	381	36	A	V
802.11ac VHT40 CH 46 5230MHz		5138.58	51.31	-22.69	74	43.03	31.68	6.08	29.48	100	94	P	H
		5150	45.42	-8.58	54	37.14	31.69	6.08	29.49	100	94	A	H
	*	5230	111.49	-	-	103.14	31.74	6.11	29.5	100	94	P	H
	*	5230	103.79	-	-	95.44	31.74	6.11	29.5	100	94	A	H
		5355	50.96	-23.04	74	42.55	31.81	6.12	29.52	100	94	P	H
		5352.76	43.33	-10.67	54	34.92	31.81	6.12	29.52	100	94	A	H
		5070.98	50.36	-23.64	74	42.15	31.64	6.04	29.47	400	35	P	V
		5134.16	40.91	-13.09	54	32.64	31.68	6.07	29.48	400	35	A	V
	*	5230	104.92	-	-	96.57	31.74	6.11	29.5	400	35	P	V
	*	5230	97.17	-	-	88.82	31.74	6.11	29.5	400	35	A	V
		5458.04	49.15	-24.85	74	40.64	31.87	6.18	29.54	400	35	P	V
		5365.92	40.37	-13.63	54	31.96	31.82	6.12	29.53	400	35	A	V
Remark	3. No other spurious found. 4. All results are PASS against Peak and Average limit line.												

Band 1 5150~5250MHz

WIFI 802.11ac VHT40 (Harmonic @ 3m)

WIFI Ant. 2	Note	Frequency (MHz)	Level (dBμV/m)	Over Limit (dB)	Limit Line (dBμV/m)	Read Level (dBμV)	Antenna Factor (dB/m)	Path Loss (dB)	Preamp Factor (dB)	Ant Pos (cm)	Table Pos (deg)	Peak Avg. (P/A)	Pol. (H/V)
802.11ac VHT40 CH 38 5190MHz		10380	47.08	-21.12	68.2	54.32	39.79	9.92	56.95	100	0	P	H
		15570	45.87	-28.13	74	51.3	38.53	12.66	56.62	100	0	P	H
													H
													H
		10380	47.11	-21.09	68.2	54.35	39.79	9.92	56.95	100	0	P	V
		15570	45.65	-28.35	74	51.08	38.53	12.66	56.62	100	0	P	V
													V
													V
802.11ac VHT40 CH 46 5230MHz		10460	46.94	-21.26	68.2	53.99	39.91	9.96	56.92	100	0	P	H
		15690	44.95	-29.05	74	50.46	38.24	12.72	56.47	100	0	P	H
													H
													H
		10460	47.36	-20.84	68.2	54.41	39.91	9.96	56.92	100	0	P	V
		15690	44.44	-29.56	74	49.95	38.24	12.72	56.47	100	0	P	V
													V
													V
Remark	3. No other spurious found. 4. All results are PASS against Peak and Average limit line.												

Band 1 5150~5250MHz

WIFI 802.11ac VHT80 (Band Edge @ 3m)

WIFI Ant. 2	Note	Frequency (MHz)	Level (dBμV/m)	Over Limit (dB)	Limit Line (dBμV/m)	Read Level (dBμV)	Antenna Factor (dB/m)	Path Loss (dB)	Preamp Factor (dB)	Ant Pos (cm)	Table Pos (deg)	Peak Avg. (P/A)	Pol. (H/V)
802.11ac VHT80 CH 42 5210MHz		5146.9	66.26	-7.74	74	57.98	31.69	6.08	29.49	100	93	P	H
		5147.42	52.35	-1.65	54	44.07	31.69	6.08	29.49	100	93	A	H
	*	5210	104.8	-	-	96.46	31.73	6.11	29.5	100	93	P	H
	*	5210	97.41	-	-	89.07	31.73	6.11	29.5	100	93	A	H
		5351.92	51.4	-22.6	74	42.99	31.81	6.12	29.52	100	93	P	H
		5350.24	42.57	-11.43	54	34.16	31.81	6.12	29.52	100	93	A	H
		5142.48	56.13	-17.87	74	47.85	31.69	6.08	29.49	400	36	P	V
		5137.8	42.91	-11.09	54	34.63	31.68	6.08	29.48	400	36	A	V
	*	5210	97.76	-	-	89.42	31.73	6.11	29.5	400	36	P	V
	*	5210	90.49	-	-	82.15	31.73	6.11	29.5	400	36	A	V
		5444.88	49.34	-24.66	74	40.86	31.86	6.16	29.54	400	36	P	V
		5350.24	40.25	-13.75	54	31.84	31.81	6.12	29.52	400	36	A	V
Remark	3. No other spurious found. 4. All results are PASS against Peak and Average limit line.												

Band 1 5150~5250MHz

WIFI 802.11ac VHT80 (Harmonic @ 3m)

WIFI Ant. 2	Note	Frequency (MHz)	Level (dBμV/m)	Over Limit (dB)	Limit Line (dBμV/m)	Read Level (dBμV)	Antenna Factor (dB/m)	Path Loss (dB)	Preamp Factor (dB)	Ant Pos (cm)	Table Pos (deg)	Peak Avg. (P/A)	Pol. (H/V)
802.11ac VHT80 CH 42 5210MHz		10420	45.79	-22.41	68.2	52.93	39.85	9.94	56.93	100	0	P	H
		15630	46.13	-27.87	74	51.6	38.37	12.7	56.54	100	0	P	H
													H
													H
		10420	45.95	-22.25	68.2	53.09	39.85	9.94	56.93	100	0	P	V
		15630	45.48	-28.52	74	50.95	38.37	12.7	56.54	100	0	P	V
													V
													V
Remark	3. No other spurious found. 4. All results are PASS against Peak and Average limit line.												

Band 2 - 5250~5350MHz

WIFI 802.11a (Band Edge @ 3m)

WIFI Ant. 2	Note	Frequency (MHz)	Level (dBμV/m)	Over Limit (dB)	Limit Line (dBμV/m)	Read Level (dBμV)	Antenna Factor (dB/m)	Path Loss (dB)	Preamp Factor (dB)	Ant Pos (cm)	Table Pos (deg)	Peak Avg. (P/A)	Pol. (H/V)
802.11a CH 52 5260MHz		5110.5	49.37	-24.63	74	41.12	31.67	6.06	29.48	106	92	P	H
		5112.54	40.49	-13.51	54	32.24	31.67	6.06	29.48	106	92	A	H
	*	5260	113.46	-	-	105.1	31.76	6.11	29.51	106	92	P	H
	*	5260	106.18	-	-	97.82	31.76	6.11	29.51	106	92	A	H
		5371.2	50.47	-23.53	74	42.06	31.82	6.12	29.53	106	92	P	H
		5350.56	42.11	-11.89	54	33.7	31.81	6.12	29.52	106	92	A	H
		5083.98	49.15	-24.85	74	40.93	31.65	6.05	29.48	395	34	P	V
		5108.8	40.59	-13.41	54	32.34	31.67	6.06	29.48	395	34	A	V
	*	5260	105.91	-	-	97.55	31.76	6.11	29.51	395	34	P	V
	*	5260	98.41	-	-	90.05	31.76	6.11	29.51	395	34	A	V
		5438.64	48.14	-25.86	74	39.66	31.86	6.16	29.54	395	34	P	V
		5448.96	39.27	-14.73	54	30.77	31.87	6.17	29.54	395	34	A	V
802.11a CH 60 5300MHz		5093.5	49.41	-24.59	74	41.18	31.66	6.05	29.48	100	92	P	H
		5094.86	40.44	-13.56	54	32.21	31.66	6.05	29.48	100	92	A	H
	*	5300	113.26	-	-	104.88	31.78	6.11	29.51	100	92	P	H
	*	5300	106.04	-	-	97.66	31.78	6.11	29.51	100	92	A	H
		5370.24	53	-21	74	44.59	31.82	6.12	29.53	100	92	P	H
		5352.24	45.45	-8.55	54	37.04	31.81	6.12	29.52	100	92	A	H
		5109.14	48.89	-25.11	74	40.64	31.67	6.06	29.48	389	35	P	V
		5070.72	40.4	-13.6	54	32.19	31.64	6.04	29.47	389	35	A	V
	*	5300	106.04	-	-	97.66	31.78	6.11	29.51	389	35	P	V
	*	5300	98.6	-	-	90.22	31.78	6.11	29.51	389	35	A	V
		5391.84	48.66	-25.34	74	40.24	31.83	6.12	29.53	389	35	P	V
		5352.72	39.59	-14.41	54	31.18	31.81	6.12	29.52	389	35	A	V

802.11a CH 64 5320MHz	*	5320	113.7	-	-	105.31	31.79	6.12	29.52	100	90	P	H
	*	5320	106.43	-	-	98.04	31.79	6.12	29.52	100	90	A	H
		5360.48	56.43	-17.57	74	48.02	31.81	6.12	29.52	100	90	P	H
		5350.08	48.37	-5.63	54	39.96	31.81	6.12	29.52	100	90	A	H
													H
													H
	*	5320	106.69	-	-	98.3	31.79	6.12	29.52	385	35	P	V
	*	5320	99.24	-	-	90.85	31.79	6.12	29.52	385	35	A	V
		5382.72	49.6	-24.4	74	41.18	31.83	6.12	29.53	385	35	P	V
		5350.24	41.56	-12.44	54	33.15	31.81	6.12	29.52	385	35	A	V
													V
													V
Remark	3. No other spurious found. 4. All results are PASS against Peak and Average limit line.												

Band 2 5250~5350MHz

WIFI 802.11a (Harmonic @ 3m)

WIFI Ant. 2	Note	Frequency (MHz)	Level (dBμV/m)	Over Limit (dB)	Limit Line (dBμV/m)	Read Level (dBμV)	Antenna Factor (dB/m)	Path Loss (dB)	Preamp Factor (dB)	Ant Pos (cm)	Table Pos (deg)	Peak Avg. (P/A)	Pol. (H/V)
802.11a CH 52 5260MHz		10520	47.11	-21.09	68.2	53.97	40.02	10	56.88	100	0	P	H
		15780	46.67	-27.33	74	52.21	38.04	12.78	56.36	100	0	P	H
													H
													H
		10520	48.16	-20.04	68.2	55.02	40.02	10	56.88	100	0	P	V
		15780	45.53	-28.47	74	51.07	38.04	12.78	56.36	100	0	P	V
													V
													V
802.11a CH 60 5300MHz		10600	47.24	-26.76	74	53.92	40.1	10.04	56.82	100	0	P	H
		15900	45.52	-28.48	74	51.15	37.75	12.84	56.22	100	0	P	H
													H
													H
		10600	47.04	-26.96	74	53.72	40.1	10.04	56.82	100	0	P	V
		15900	45.22	-28.78	74	50.85	37.75	12.84	56.22	100	0	P	V
													V
													V
802.11a CH 64 5320MHz		10640	47.34	-26.66	74	53.94	40.14	10.05	56.79	100	0	P	H
		15960	44.28	-29.72	74	49.98	37.58	12.87	56.15	100	0	P	H
													H
													H
		10640	48.79	-25.21	74	55.39	40.14	10.05	56.79	100	0	P	V
		15960	44.71	-29.29	74	50.41	37.58	12.87	56.15	100	0	P	V
													V
													V
Remark	3. No other spurious found. 4. All results are PASS against Peak and Average limit line.												

Band 2 5250~5350MHz

WIFI 802.11ac VHT20 (Band Edge @ 3m)

WIFI Ant. 2	Note	Frequency (MHz)	Level (dBμV/m)	Over Limit (dB)	Limit Line (dBμV/m)	Read Level (dBμV)	Antenna Factor (dB/m)	Path Loss (dB)	Preamp Factor (dB)	Ant Pos (cm)	Table Pos (deg)	Peak Avg. (P/A)	Pol. (H/V)
802.11ac VHT20 CH 52 5260MHz		5126.14	49.67	-24.33	74	41.4	31.68	6.07	29.48	109	91	P	H
		5063.24	40.21	-13.79	54	32.01	31.64	6.03	29.47	109	91	A	H
	*	5260	114.03	-	-	105.67	31.76	6.11	29.51	109	91	P	H
	*	5260	106.37	-	-	98.01	31.76	6.11	29.51	109	91	A	H
		5369.52	50.91	-23.09	74	42.5	31.82	6.12	29.53	109	91	P	H
		5351.04	42.48	-11.52	54	34.07	31.81	6.12	29.52	109	91	A	H
		5011.9	50.29	-23.71	74	42.13	31.61	6.01	29.46	399	3	P	V
		5055.76	40.14	-13.86	54	31.94	31.64	6.03	29.47	399	3	A	V
	*	5260	105.61	-	-	97.25	31.76	6.11	29.51	399	3	P	V
	*	5260	98.07	-	-	89.71	31.76	6.11	29.51	399	3	A	V
		5446.08	47.99	-26.01	74	39.49	31.87	6.17	29.54	399	3	P	V
		5456.64	39.23	-14.77	54	30.72	31.87	6.18	29.54	399	3	A	V
802.11ac VHT20 CH 60 5300MHz		5141.78	49.28	-24.72	74	41	31.69	6.08	29.49	100	87	P	H
		5038.42	40.22	-13.78	54	32.04	31.63	6.02	29.47	100	87	A	H
	*	5300	114.47	-	-	106.09	31.78	6.11	29.51	100	87	P	H
	*	5300	106.32	-	-	97.94	31.78	6.11	29.51	100	87	A	H
		5356.08	54.14	-19.86	74	45.73	31.81	6.12	29.52	100	87	P	H
		5350.8	45.78	-8.22	54	37.37	31.81	6.12	29.52	100	87	A	H
		5031.62	49.92	-24.08	74	41.75	31.62	6.02	29.47	337	67	P	V
		5047.6	40.18	-13.82	54	31.99	31.63	6.03	29.47	337	67	A	V
	*	5300	104.84	-	-	96.46	31.78	6.11	29.51	337	67	P	V
	*	5300	97.13	-	-	88.75	31.78	6.11	29.51	337	67	A	V
		5395.68	48.91	-25.09	74	40.48	31.84	6.12	29.53	337	67	P	V
		5350.8	39.85	-14.15	54	31.44	31.81	6.12	29.52	337	67	A	V

802.11ac VHT20 CH 64 5320MHz		5105.74	49.84	-24.16	74	41.59	31.67	6.06	29.48	101	87	P	H
		5000.34	40.15	-13.85	54	32.01	31.6	6	29.46	101	87	A	H
	*	5320	113.86	-	-	105.47	31.79	6.12	29.52	101	87	P	H
	*	5320	106.23	-	-	97.84	31.79	6.12	29.52	101	87	A	H
		5350.8	60.06	-13.94	74	51.65	31.81	6.12	29.52	101	87	P	H
		5350.08	50.33	-3.67	54	41.92	31.81	6.12	29.52	101	87	A	H
		5095.2	50	-24	74	41.77	31.66	6.05	29.48	385	34	P	V
		5013.94	40.19	-13.81	54	32.03	31.61	6.01	29.46	385	34	A	V
	*	5320	106.87	-	-	98.48	31.79	6.12	29.52	385	34	P	V
	*	5320	99.23	-	-	90.84	31.79	6.12	29.52	385	34	A	V
		5351.76	51.44	-22.56	74	43.03	31.81	6.12	29.52	385	34	P	V
		5350.08	42.98	-11.02	54	34.57	31.81	6.12	29.52	385	34	A	V
Remark	3. No other spurious found. 4. All results are PASS against Peak and Average limit line.												

Band 2 5250~5350MHz

WIFI 802.11ac VHT20 (Harmonic @ 3m)

WIFI Ant. 2	Note	Frequency (MHz)	Level (dBμV/m)	Over Limit (dB)	Limit Line (dBμV/m)	Read Level (dBμV)	Antenna Factor (dB/m)	Path Loss (dB)	Preamp Factor (dB)	Ant Pos (cm)	Table Pos (deg)	Peak Avg. (P/A)	Pol. (H/V)
802.11ac VHT20 CH 52 5260MHz		10520	46.99	-21.21	68.2	53.85	40.02	10	56.88	100	0	P	H
		15780	48	-26	74	53.54	38.04	12.78	56.36	100	0	P	H
													H
													H
		10520	48.16	-20.04	68.2	55.02	40.02	10	56.88	100	0	P	V
		15780	45.05	-28.95	74	50.59	38.04	12.78	56.36	100	0	P	V
													V
													V
802.11ac VHT20 CH 60 5300MHz		10600	48.16	-25.84	74	54.84	40.1	10.04	56.82	100	0	P	H
		15900	45.42	-28.58	74	51.05	37.75	12.84	56.22	100	0	P	H
													H
													H
		10600	48.6	-25.4	74	55.28	40.1	10.04	56.82	100	0	P	V
		15900	45.77	-28.23	74	51.4	37.75	12.84	56.22	100	0	P	V
													V
													V
802.11ac VHT20 CH 64 5320MHz		10640	47.99	-26.01	74	54.59	40.14	10.05	56.79	100	0	P	H
		15960	44.11	-29.89	74	49.81	37.58	12.87	56.15	100	0	P	H
													H
													H
		10640	49.2	-24.8	74	55.8	40.14	10.05	56.79	100	0	P	V
		15960	46.4	-27.6	74	52.1	37.58	12.87	56.15	100	0	P	V
													V
													V
Remark	3. No other spurious found. 4. All results are PASS against Peak and Average limit line.												

Band 2 5250~5350MHz

WIFI 802.11ac VHT40 (Band Edge @ 3m)

WIFI Ant. 2	Note	Frequency (MHz)	Level (dBμV/m)	Over Limit (dB)	Limit Line (dBμV/m)	Read Level (dBμV)	Antenna Factor (dB/m)	Path Loss (dB)	Preamp Factor (dB)	Ant Pos (cm)	Table Pos (deg)	Peak Avg. (P/A)	Pol. (H/V)
802.11ac VHT40 CH 54 5270MHz		5052.36	49.71	-24.29	74	41.52	31.63	6.03	29.47	107	86	P	H
		5081.6	41.2	-12.8	54	32.98	31.65	6.04	29.47	107	86	A	H
	*	5270	112.41	-	-	104.05	31.76	6.11	29.51	107	86	P	H
	*	5270	104.54	-	-	96.18	31.76	6.11	29.51	107	86	A	H
		5350.08	54.48	-19.52	74	46.07	31.81	6.12	29.52	107	86	P	H
		5350.8	46.99	-7.01	54	38.58	31.81	6.12	29.52	107	86	A	H
		5086.7	50.1	-23.9	74	41.88	31.65	6.05	29.48	394	34	P	V
		5050.32	40.83	-13.17	54	32.64	31.63	6.03	29.47	394	34	A	V
	*	5270	105.3	-	-	96.94	31.76	6.11	29.51	394	34	P	V
	*	5270	97.19	-	-	88.83	31.76	6.11	29.51	394	34	A	V
		5359.68	48.64	-25.36	74	40.23	31.81	6.12	29.52	394	34	P	V
		5352.48	40.41	-13.59	54	32	31.81	6.12	29.52	394	34	A	V
802.11ac VHT40 CH 62 5310MHz		5062.9	49.18	-24.82	74	40.98	31.64	6.03	29.47	100	92	P	H
		5072.08	40.77	-13.23	54	32.55	31.65	6.04	29.47	100	92	P	H
	*	5310	106.76	-	-	98.37	31.79	6.12	29.52	100	92	P	H
	*	5310	98.78	-	-	90.39	31.79	6.12	29.52	100	92	A	H
		5350.08	59.04	-14.96	74	50.63	31.81	6.12	29.52	100	92	P	H
		5350.32	52.02	-1.98	54	43.61	31.81	6.12	29.52	100	92	A	H
		5141.1	49.76	-24.24	74	41.48	31.69	6.08	29.49	400	58	P	V
		5122.06	40.89	-13.11	54	32.63	31.67	6.07	29.48	400	58	A	V
	*	5310	97.52	-	-	89.13	31.79	6.12	29.52	400	58	P	V
	*	5310	89.51	-	-	81.12	31.79	6.12	29.52	400	58	A	V
		5350.8	50.4	-23.6	74	41.99	31.81	6.12	29.52	400	58	P	V
		5350.08	42.61	-11.39	54	34.2	31.81	6.12	29.52	400	58	A	V
Remark	3. No other spurious found. 4. All results are PASS against Peak and Average limit line.												

Band 2 5250~5350MHz

WIFI 802.11ac VHT40 (Harmonic @ 3m)

WIFI Ant. 2	Note	Frequency (MHz)	Level (dBμV/m)	Over Limit (dB)	Limit Line (dBμV/m)	Read Level (dBμV)	Antenna Factor (dB/m)	Path Loss (dB)	Preamp Factor (dB)	Ant Pos (cm)	Table Pos (deg)	Peak Avg. (P/A)	Pol. (H/V)
802.11ac VHT40 CH 54 5270MHz		10540	47.09	-21.11	68.2	53.92	40.03	10.01	56.87	100	0	P	H
		15810	45.5	-28.5	74	51.07	37.96	12.8	56.33	100	0	P	H
													H
													H
		10540	46.45	-21.75	68.2	53.28	40.03	10.01	56.87	100	0	P	V
		15810	44.87	-29.13	74	50.44	37.96	12.8	56.33	100	0	P	V
													V
													V
802.11ac VHT40 CH 62 5310MHz		10620	47.85	-26.15	74	54.49	40.12	10.04	56.8	100	0	P	H
		15930	45.89	-28.11	74	51.54	37.67	12.86	56.18	100	0	P	H
													H
													H
		10620	47.95	-26.05	74	54.59	40.12	10.04	56.8	100	0	P	V
		15930	46.79	-27.21	74	52.44	37.67	12.86	56.18	100	0	P	V
													V
													V
Remark	3. No other spurious found. 4. All results are PASS against Peak and Average limit line.												

Band 2 5250~5350MHz

WIFI 802.11ac VHT80 (Band Edge @ 3m)

WIFI Ant. 2	Note	Frequency (MHz)	Level (dBμV/m)	Over Limit (dB)	Limit Line (dBμV/m)	Read Level (dBμV)	Antenna Factor (dB/m)	Path Loss (dB)	Preamp Factor (dB)	Ant Pos (cm)	Table Pos (deg)	Peak Avg. (P/A)	Pol. (H/V)
802.11ac VHT80 CH 58 5290MHz		5083.98	48.82	-25.18	74	40.6	31.65	6.05	29.48	100	89	P	H
		5115.6	41.19	-12.81	54	32.94	31.67	6.06	29.48	100	89	A	H
	*	5290	101.41	-	-	93.04	31.77	6.11	29.51	100	89	P	H
	*	5290	94.42	-	-	86.05	31.77	6.11	29.51	100	89	A	H
		5354.4	59.81	-14.19	74	51.4	31.81	6.12	29.52	100	89	P	H
		5350.56	52.27	-1.73	54	43.86	31.81	6.12	29.52	100	89	A	H
		5099.62	49.9	-24.1	74	41.67	31.66	6.05	29.48	400	23	P	V
		5038.76	41.06	-12.94	54	32.88	31.63	6.02	29.47	400	23	A	V
	*	5290	95.83	-	-	87.46	31.77	6.11	29.51	400	23	P	V
	*	5290	88.5	-	-	80.13	31.77	6.11	29.51	400	23	A	V
		5351.28	51.23	-22.77	74	42.82	31.81	6.12	29.52	400	23	P	V
		5350.56	43.67	-10.33	54	35.26	31.81	6.12	29.52	400	23	A	V
Remark	3. No other spurious found. 4. All results are PASS against Peak and Average limit line.												

Band 2 5250~5350MHz

WIFI 802.11ac VHT80 (Harmonic @ 3m)

WIFI Ant. 2	Note	Frequency (MHz)	Level (dBμV/m)	Over Limit (dB)	Limit Line (dBμV/m)	Read Level (dBμV)	Antenna Factor (dB/m)	Path Loss (dB)	Preamp Factor (dB)	Ant Pos (cm)	Table Pos (deg)	Peak Avg. (P/A)	Pol. (H/V)
802.11ac VHT80 CH 58 5290MHz		10580	46.29	-21.91	68.2	53.01	40.09	10.03	56.84	100	0	P	H
		15870	45.43	-28.57	74	51.08	37.79	12.82	56.26	100	0	P	H
													H
													H
		10580	48.15	-20.05	68.2	54.87	40.09	10.03	56.84	100	0	P	V
		15870	44.54	-29.46	74	50.19	37.79	12.82	56.26	100	0	P	V
													V
													V
Remark	3. No other spurious found. 4. All results are PASS against Peak and Average limit line.												

Band 3 - 5470~5725MHz

WIFI 802.11a (Band Edge @ 3m)

WIFI Ant. 2	Note	Frequency (MHz)	Level (dBμV/m)	Over Limit (dB)	Limit Line (dBμV/m)	Read Level (dBμV)	Antenna Factor (dB/m)	Path Loss (dB)	Preamp Factor (dB)	Ant Pos (cm)	Table Pos (deg)	Peak Avg. (P/A)	Pol. (H/V)
802.11a CH 100 5500MHz		5458.8	53.75	-20.25	74	45.24	31.87	6.18	29.54	100	80	P	H
		5469.84	58.06	-10.14	68.2	49.53	31.88	6.19	29.54	100	80	P	H
		5460	45.55	-8.45	54	37.04	31.87	6.18	29.54	100	80	A	H
	*	5500	114.55	-	-	105.98	31.9	6.22	29.55	100	80	P	H
	*	5500	106.96	-	-	98.39	31.9	6.22	29.55	100	80	A	H
													H
		5455.44	48.93	-25.07	74	40.42	31.87	6.18	29.54	381	30	P	V
		5464.72	50.45	-17.75	68.2	41.93	31.88	6.18	29.54	381	30	P	V
		5459.76	40.4	-13.6	54	31.89	31.87	6.18	29.54	381	30	A	V
	*	5500	109.4	-	-	100.83	31.9	6.22	29.55	381	30	P	V
	*	5500	102.15	-	-	93.58	31.9	6.22	29.55	381	30	A	V
													V
802.11a CH 116 5580MHz		5449.84	49.51	-24.49	74	41.01	31.87	6.17	29.54	100	72	P	H
		5464.72	50.05	-18.15	68.2	41.53	31.88	6.18	29.54	100	72	P	H
		5458.72	40.02	-13.98	54	31.51	31.87	6.18	29.54	100	72	A	H
	*	5580	114.66	-	-	105.91	32	6.3	29.55	100	72	P	H
	*	5580	107.07	-	-	98.32	32	6.3	29.55	100	72	A	H
		5729.72	51.32	-16.88	68.2	42.29	32.21	6.37	29.55	100	72	P	H
		5404.48	48.62	-25.38	74	40.19	31.84	6.12	29.53	390	29	P	V
		5463.76	47.52	-20.68	68.2	39	31.88	6.18	29.54	390	29	P	V
		5457.28	39.39	-14.61	54	30.88	31.87	6.18	29.54	390	29	A	V
	*	5580	110.12	-	-	101.37	32	6.3	29.55	390	29	P	V
	*	5580	102.54	-	-	93.79	32	6.3	29.55	390	29	A	V
		5729.72	49.92	-18.28	68.2	40.89	32.21	6.37	29.55	390	29	P	V

802.11a CH 140 5700MHz	*	5700	114.8	-	-	105.82	32.17	6.36	29.55	100	65	P	H
	*	5700	106.75	-	-	97.77	32.17	6.36	29.55	100	65	A	H
		5725.48	66.87	-1.33	68.2	57.84	32.21	6.37	29.55	100	65	P	H
													H
													H
													H
	*	5700	109.83	-	-	100.85	32.17	6.36	29.55	393	22	P	V
	*	5700	102.44	-	-	93.46	32.17	6.36	29.55	393	22	A	V
		5725.56	61.42	-6.78	68.2	52.39	32.21	6.37	29.55	393	22	P	V
													V
													V
													V
Remark	3. No other spurious found. 4. All results are PASS against Peak and Average limit line.												

Band 3 - 5470~5725MHz

WIFI 802.11a (Harmonic @ 3m)

WIFI Ant. 2	Note	Frequency (MHz)	Level (dBμV/m)	Over Limit (dB)	Limit Line (dBμV/m)	Read Level (dBμV)	Antenna Factor (dB/m)	Path Loss (dB)	Preamp Factor (dB)	Ant Pos (cm)	Table Pos (deg)	Peak Avg. (P/A)	Pol. (H/V)
802.11a CH 100 5500MHz		11000	48.88	-25.12	74	54.66	40.5	10.22	56.5	100	0	P	H
		16500	46.26	-21.94	68.2	49.77	39.4	12.79	55.7	100	0	P	H
													H
													H
		11000	56.1	-17.9	74	61.88	40.5	10.22	56.5	100	122	P	V
		11000	45.81	-8.19	54	51.59	40.5	10.22	56.5	100	122	A	V
		16500	47.46	-20.74	68.2	50.97	39.4	12.79	55.7	100	0	P	V
													V
802.11a CH 116 5580MHz		11160	48.24	-25.76	74	54.08	40.3	10.3	56.44	100	0	P	H
		16740	47.47	-20.73	68.2	50.93	39.69	12.74	55.89	100	0	P	H
													H
													H
		11160	52.15	-21.85	74	57.99	40.3	10.3	56.44	100	159	P	V
		11160	43.38	-10.62	54	49.22	40.3	10.3	56.44	100	159	A	V
		16740	48.13	-20.07	68.2	51.59	39.69	12.74	55.89	100	0	P	V
													V
802.11a CH 140 5700MHz		11400	47.51	-26.49	74	53.41	40.02	10.42	56.34	100	0	P	V
		17100	51.23	-16.97	68.2	54.37	40.36	12.8	56.3	100	0	P	V
													H
													H
		11400	53.78	-20.22	74	59.68	40.02	10.42	56.34	100	114	P	V
		11400	43.46	-10.54	54	49.36	40.02	10.42	56.34	100	114	A	V
		17100	49.69	-18.51	68.2	52.83	40.36	12.8	56.3	100	0	P	V
													V
Remark	3. No other spurious found. 4. All results are PASS against Peak and Average limit line.												

Band 3 - 5470~5725MHz

WIFI 802.11ac VHT20 (Band Edge @ 3m)

WIFI Ant. 2	Note	Frequency (MHz)	Level (dBμV/m)	Over Limit (dB)	Limit Line (dBμV/m)	Read Level (dBμV)	Antenna Factor (dB/m)	Path Loss (dB)	Preamp Factor (dB)	Ant Pos (cm)	Table Pos (deg)	Peak Avg. (P/A)	Pol. (H/V)
802.11ac VHT20 CH 100 5500MHz		5442.16	51.42	-22.58	74	42.94	31.86	6.16	29.54	100	77	P	H
		5470	55.76	-12.44	68.2	47.23	31.88	6.19	29.54	100	77	P	H
		5460	44.42	-9.58	54	35.91	31.87	6.18	29.54	100	77	A	H
	*	5500	111.73	-	-	103.16	31.9	6.22	29.55	100	77	P	H
	*	5500	104.06	-	-	95.49	31.9	6.22	29.55	100	77	A	H
													H
		5434.16	49.25	-24.75	74	40.78	31.86	6.15	29.54	400	28	P	V
		5466	49.7	-18.5	68.2	41.17	31.88	6.19	29.54	400	28	P	V
		5459.76	40.67	-13.33	54	32.16	31.87	6.18	29.54	400	28	A	V
	*	5500	106.89	-	-	98.32	31.9	6.22	29.55	400	28	P	V
	*	5500	99.4	-	-	90.83	31.9	6.22	29.55	400	28	A	V
													V
802.11ac VHT20 CH 116 5580MHz		5428.96	49.69	-24.31	74	41.22	31.86	6.15	29.54	100	76	P	H
		5465.2	47.96	-20.24	68.2	39.43	31.88	6.19	29.54	100	76	P	H
		5457.76	40.12	-13.88	54	31.61	31.87	6.18	29.54	100	76	A	H
	*	5580	111.62	-	-	102.87	32	6.3	29.55	100	76	P	H
	*	5580	103.81	-	-	95.06	32	6.3	29.55	100	76	A	H
		5749.565	49	-19.2	68.2	39.93	32.24	6.38	29.55	100	76	P	H
		5433.04	47.14	-26.86	74	38.67	31.86	6.15	29.54	387	19	P	V
		5464.96	47.49	-20.71	68.2	38.97	31.88	6.18	29.54	387	19	P	V
		5456.8	39.3	-14.7	54	30.79	31.87	6.18	29.54	387	19	A	V
	*	5580	107.05	-	-	98.3	32	6.3	29.55	387	19	P	V
	*	5580	99.25	-	-	90.5	32	6.3	29.55	387	19	A	V
		5736.335	48.39	-19.81	68.2	39.33	32.24	6.37	29.55	387	19	P	V

802.11ac VHT20 CH 140 5700MHz	*	5700	112.17	-	-	103.19	32.17	6.36	29.55	100	73	P	H
	*	5700	104.41	-	-	95.43	32.17	6.36	29.55	100	73	A	H
		5725.16	65.78	-2.42	68.2	56.75	32.21	6.37	29.55	100	73	P	H
													H
													H
													H
	*	5700	108.16	-	-	99.18	32.17	6.36	29.55	400	17	P	V
	*	5700	100.38	-	-	91.4	32.17	6.36	29.55	400	17	A	V
		5725.24	61.94	-6.26	68.2	52.91	32.21	6.37	29.55	400	17	P	V
													V
													V
													V
Remark	3. No other spurious found. 4. All results are PASS against Peak and Average limit line.												

Band 3 - 5470~5725MHz

WIFI 802.11ac VHT20 (Harmonic @ 3m)

WIFI Ant. 2	Note	Frequency (MHz)	Level (dBμV/m)	Over Limit (dB)	Limit Line (dBμV/m)	Read Level (dBμV)	Antenna Factor (dB/m)	Path Loss (dB)	Preamp Factor (dB)	Ant Pos (cm)	Table Pos (deg)	Peak Avg. (P/A)	Pol. (H/V)
802.11ac VHT20 CH 100 5500MHz		11000	47.69	-26.31	74	53.47	40.5	10.22	56.5	100	0	P	H
		16500	48.52	-19.68	68.2	52.03	39.4	12.79	55.7	100	0	P	H
													H
													H
		11000	49.02	-24.98	74	54.8	40.5	10.22	56.5	100	0	P	V
		16500	47.56	-20.64	68.2	51.07	39.4	12.79	55.7	100	0	P	V
													V
													V
802.11ac VHT20 CH 116 5580MHz		11160	47.81	-26.19	74	53.65	40.3	10.3	56.44	100	0	P	H
		16740	48.31	-19.89	68.2	51.77	39.69	12.74	55.89	100	0	P	H
													H
													H
		11160	49.68	-24.32	74	55.52	40.3	10.3	56.44	100	0	P	V
		16740	48.36	-19.84	68.2	51.82	39.69	12.74	55.89	100	0	P	V
													V
													V
802.11ac VHT20 CH 140 5700MHz		11400	47.64	-26.36	74	53.54	40.02	10.42	56.34	100	0	P	H
		17100	48.72	-19.48	68.2	51.86	40.36	12.8	56.3	100	0	P	H
													H
													H
		11400	48.18	-25.82	74	54.08	40.02	10.42	56.34	100	0	P	V
		17100	48.85	-19.35	68.2	51.99	40.36	12.8	56.3	100	0	P	V
													V
													V
Remark	3. No other spurious found. 4. All results are PASS against Peak and Average limit line.												

Band 3 - 5470~5725MHz

WIFI 802.11ac VHT40 (Band Edge @ 3m)

WIFI Ant. 2	Note	Frequency (MHz)	Level (dBμV/m)	Over Limit (dB)	Limit Line (dBμV/m)	Read Level (dBμV)	Antenna Factor (dB/m)	Path Loss (dB)	Preamp Factor (dB)	Ant Pos (cm)	Table Pos (deg)	Peak Avg. (P/A)	Pol. (H/V)
802.11ac VHT40 CH 102 5510MHz		5458.72	59.71	-14.29	74	51.2	31.87	6.18	29.54	100	80	P	H
		5470	66.42	-1.78	68.2	57.89	31.88	6.19	29.54	100	80	P	H
		5459.92	50.72	-3.28	54	42.21	31.87	6.18	29.54	100	80	A	H
	*	5510	109.61	-	-	101.03	31.9	6.23	29.55	100	80	P	H
	*	5510	101.13	-	-	92.55	31.9	6.23	29.55	100	80	A	H
		5754.29	50.3	-17.9	68.2	41.22	32.26	6.38	29.56	100	80	P	H
		5458.24	49.87	-24.13	74	41.36	31.87	6.18	29.54	383	28	P	V
		5470	55.42	-12.78	68.2	46.89	31.88	6.19	29.54	383	28	P	V
		5459.44	42.17	-11.83	54	33.66	31.87	6.18	29.54	383	28	A	V
	*	5510	103.67	-	-	95.09	31.9	6.23	29.55	383	28	P	V
	*	5510	94.77	-	-	86.19	31.9	6.23	29.55	383	28	A	V
		5745.47	48.07	-20.13	68.2	39	32.24	6.38	29.55	383	28	P	V
802.11ac VHT40 CH 110 5550MHz		5457.28	50.65	-23.35	74	42.14	31.87	6.18	29.54	100	71	P	H
		5461.36	51.52	-16.68	68.2	43.01	31.87	6.18	29.54	100	71	P	H
		5459.68	42.45	-11.55	54	33.94	31.87	6.18	29.54	100	71	A	H
	*	5550	109.83	-	-	101.14	31.97	6.27	29.55	100	71	P	H
	*	5550	101.5	-	-	92.81	31.97	6.27	29.55	100	71	A	H
		5748.62	49.95	-18.25	68.2	40.88	32.24	6.38	29.55	100	71	P	H
		5436.64	48.1	-25.9	74	39.62	31.86	6.16	29.54	400	19	P	V
		5460.88	48.17	-20.03	68.2	39.66	31.87	6.18	29.54	400	19	P	V
		5458.96	40	-14	54	31.49	31.87	6.18	29.54	400	19	A	V
	*	5550	105.49	-	-	96.8	31.97	6.27	29.55	400	19	P	V
	*	5550	96.92	-	-	88.23	31.97	6.27	29.55	400	19	A	V
		5728.145	49.98	-18.22	68.2	40.95	32.21	6.37	29.55	400	19	P	V

802.11ac VHT40 CH 134 5670MHz		5439.95	47.15	-26.85	74	38.67	31.86	6.16	29.54	100	74	P	H
		5462.7	47.27	-20.93	68.2	38.75	31.88	6.18	29.54	100	74	P	H
		5458.85	40	-14	54	31.49	31.87	6.18	29.54	100	74	A	H
	*	5670	110.43	-	-	101.49	32.14	6.35	29.55	100	74	P	H
	*	5670	102.1	-	-	93.16	32.14	6.35	29.55	100	74	A	H
		5727.2	60.63	-7.57	68.2	51.6	32.21	6.37	29.55	100	74	P	H
		5455	47.71	-26.29	74	39.2	31.87	6.18	29.54	383	17	P	V
		5470	46.75	-21.45	68.2	38.22	31.88	6.19	29.54	383	17	P	V
		5443.45	39.53	-14.47	54	31.05	31.86	6.16	29.54	383	17	A	V
	*	5670	105.87	-	-	96.93	32.14	6.35	29.55	383	17	P	V
	*	5670	97.79	-	-	88.85	32.14	6.35	29.55	383	17	A	V
		5725.94	50.01	-18.19	68.2	40.98	32.21	6.37	29.55	383	17	P	V
Remark	3. No other spurious found. 4. All results are PASS against Peak and Average limit line.												

Band 3 - 5470~5725MHz

WIFI 802.11ac VHT40 (Harmonic @ 3m)

WIFI Ant. 2	Note	Frequency (MHz)	Level (dBμV/m)	Over Limit (dB)	Limit Line (dBμV/m)	Read Level (dBμV)	Antenna Factor (dB/m)	Path Loss (dB)	Preamp Factor (dB)	Ant Pos (cm)	Table Pos (deg)	Peak Avg. (P/A)	Pol. (H/V)
802.11ac VHT40 CH 102 5510MHz		11020	48.89	-25.11	74	54.67	40.48	10.23	56.49	100	0	P	H
		16530	46.74	-21.46	68.2	50.23	39.44	12.79	55.72	100	0	P	H
													H
													H
		11020	48.04	-25.96	74	53.82	40.48	10.23	56.49	100	0	P	V
		16530	47.1	-21.1	68.2	50.59	39.44	12.79	55.72	100	0	P	V
													V
													V
802.11ac VHT40 CH 110 5550MHz		11100	47.62	-26.38	74	53.43	40.38	10.27	56.46	100	0	P	H
		16650	47.79	-20.41	68.2	51.25	39.59	12.77	55.82	100	0	P	H
													H
													H
		11100	47.66	-26.34	74	53.47	40.38	10.27	56.46	100	0	P	V
		16650	46.9	-21.3	68.2	50.36	39.59	12.77	55.82	100	0	P	V
													V
													V
802.11ac VHT40 CH 134 5670MHz		11340	47.18	-26.82	74	53.05	40.1	10.39	56.36	100	0	P	H
		17010	47.92	-20.28	68.2	51.28	40.06	12.7	56.12	100	0	P	H
													H
													H
		11340	48.55	-25.45	74	54.42	40.1	10.39	56.36	100	0	P	V
		17010	49.63	-18.57	68.2	52.99	40.06	12.7	56.12	100	0	P	V
													V
													V
Remark	3. No other spurious found. 4. All results are PASS against Peak and Average limit line.												

Band 3 5470~5725MHz

WIFI 802.11ac VHT80 (Band Edge @ 3m)

WIFI Ant. 2	Note	Frequency (MHz)	Level (dBμV/m)	Over Limit (dB)	Limit Line (dBμV/m)	Read Level (dBμV)	Antenna Factor (dB/m)	Path Loss (dB)	Preamp Factor (dB)	Ant Pos (cm)	Table Pos (deg)	Peak Avg. (P/A)	Pol. (H/V)
802.11ac VHT80 CH 106 5530MHz		5459.68	55.7	-18.3	74	47.19	31.87	6.18	29.54	100	81	P	H
		5466.16	56.04	-12.16	68.2	47.51	31.88	6.19	29.54	100	81	P	H
		5458.48	46.1	-7.9	54	37.59	31.87	6.18	29.54	100	81	A	H
	*	5530	103.36	-	-	94.74	31.92	6.25	29.55	100	81	P	H
	*	5530	95.14	-	-	86.52	31.92	6.25	29.55	100	81	A	H
		5738.225	48.97	-19.23	68.2	39.9	32.24	6.38	29.55	100	81	P	H
		5456.08	49.19	-24.81	74	40.68	31.87	6.18	29.54	379	33	P	V
		5464.24	48.09	-20.11	68.2	39.57	31.88	6.18	29.54	379	33	P	V
		5456.08	40.6	-13.4	54	32.09	31.87	6.18	29.54	379	33	A	V
	*	5530	97.84	-	-	89.22	31.92	6.25	29.55	379	33	P	V
	*	5530	89.55	-	-	80.93	31.92	6.25	29.55	379	33	A	V
		5749.88	49.36	-18.84	68.2	40.29	32.24	6.38	29.55	379	33	P	V
802.11ac VHT80 CH 122 5610MHz		5441.68	51.35	-22.65	74	42.87	31.86	6.16	29.54	100	81	P	H
		5465.2	52.77	-15.43	68.2	44.24	31.88	6.19	29.54	100	81	P	H
		5458.48	43.83	-10.17	54	35.32	31.87	6.18	29.54	100	81	A	H
	*	5610	107.28	-	-	98.47	32.04	6.32	29.55	100	81	P	H
	*	5610	98.64	-	-	89.83	32.04	6.32	29.55	100	81	A	H
		5728.46	54.64	-13.56	68.2	45.61	32.21	6.37	29.55	100	81	P	H
		5452.48	48.21	-25.79	74	39.71	31.87	6.17	29.54	393	20	P	V
		5468.32	48.5	-19.7	68.2	39.97	31.88	6.19	29.54	393	20	P	V
		5458.72	41.19	-12.81	54	32.68	31.87	6.18	29.54	393	20	A	V
	*	5610	102.51	-	-	93.7	32.04	6.32	29.55	393	20	P	V
	*	5610	94.22	-	-	85.41	32.04	6.32	29.55	393	20	A	V
		5736.965	52.32	-15.88	68.2	43.26	32.24	6.37	29.55	393	20	P	V
Remark	3. No other spurious found. 4. All results are PASS against Peak and Average limit line.												

Band 3 5470~5725MHz

WIFI 802.11ac VHT80 (Harmonic @ 3m)

WIFI Ant. 2	Note	Frequency (MHz)	Level (dBμV/m)	Over Limit (dB)	Limit Line (dBμV/m)	Read Level (dBμV)	Antenna Factor (dB/m)	Path Loss (dB)	Preamp Factor (dB)	Ant Pos (cm)	Table Pos (deg)	Peak Avg. (P/A)	Pol. (H/V)
802.11ac VHT80 CH 106 5530MHz		11060	47.11	-26.89	74	52.92	40.42	10.25	56.48	100	0	P	H
		16590	47.48	-20.72	68.2	50.98	39.5	12.77	55.77	100	0	P	H
													H
													H
		11060	46.82	-27.18	74	52.63	40.42	10.25	56.48	100	0	P	V
		16590	47.17	-21.03	68.2	50.67	39.5	12.77	55.77	100	0	P	V
													V
													V
802.11ac VHT80 CH 122 5610MHz		11220	46.37	-27.63	74	52.21	40.24	10.33	56.41	100	0	P	H
		16830	46.19	-22.01	68.2	49.63	39.79	12.73	55.96	100	0	P	H
													H
													H
		11220	47.14	-26.86	74	52.98	40.24	10.33	56.41	100	0	P	V
		16830	47.35	-20.85	68.2	50.79	39.79	12.73	55.96	100	0	P	V
													V
													V
Remark	3. No other spurious found. 4. All results are PASS against Peak and Average limit line.												

Band 3 - Straddle Channel

WIFI 802.11a (Band Edge @ 3m)

WIFI Ant. 2	Note	Frequency (MHz)	Level (dBμV/m)	Over Limit (dB)	Limit Line (dBμV/m)	Read Level (dBμV)	Antenna Factor (dB/m)	Path Loss (dB)	Preamp Factor (dB)	Ant Pos (cm)	Table Pos (deg)	Peak Avg. (P/A)	Pol. (H/V)
802.11a CH 144 5720MHz		5445.16	48.26	-25.74	74	39.77	31.86	6.17	29.54	100	79	P	H
		5468.95	48.31	-19.89	68.2	39.78	31.88	6.19	29.54	100	79	P	H
		5458.81	39.66	-14.34	54	31.15	31.87	6.18	29.54	100	79	A	H
	*	5720	112.91	-	-	103.88	32.21	6.37	29.55	100	79	P	H
	*	5720	105.29	-	-	96.26	32.21	6.37	29.55	100	79	A	H
		5904.5	50.97	-17.23	68.2	41.59	32.46	6.48	29.56	100	79	P	H
		5445.94	47.94	-26.06	74	39.44	31.87	6.17	29.54	382	52	P	V
		5461.93	47.17	-21.03	68.2	38.66	31.87	6.18	29.54	382	52	P	V
		5459.98	39.29	-14.71	54	30.78	31.87	6.18	29.54	382	52	A	V
	*	5720	106.15	-	-	97.12	32.21	6.37	29.55	382	52	P	V
	*	5720	98.63	-	-	89.6	32.21	6.37	29.55	382	52	A	V
		5907.25	50.9	-17.3	68.2	41.49	32.48	6.49	29.56	382	52	P	V
Remark	3. No other spurious found. 4. All results are PASS against Peak and Average limit line.												

Band 3 - Straddle Channel

WIFI 802.11a (Harmonic @ 3m)

WIFI Ant. 2	Note	Frequency (MHz)	Level (dBμV/m)	Over Limit (dB)	Limit Line (dBμV/m)	Read Level (dBμV)	Antenna Factor (dB/m)	Path Loss (dB)	Preamp Factor (dB)	Ant Pos (cm)	Table Pos (deg)	Peak Avg. (P/A)	Pol. (H/V)
802.11a CH 144 5720MHz		11440	47.23	-26.77	74	53.14	39.98	10.43	56.32	100	0	P	H
		17160	49.08	-19.12	68.2	52.04	40.6	12.86	56.42	100	0	P	H
													H
													H
		11440	52.85	-21.15	74	58.76	39.98	10.43	56.32	100	196	P	V
		11440	43.09	-10.91	54	49	39.98	10.43	56.32	100	196	A	V
		17160	48.93	-19.27	68.2	51.89	40.6	12.86	56.42	100	0	P	V
													V
Remark	3. No other spurious found. 4. All results are PASS against Peak and Average limit line.												

Band 3 - Straddle Channel

WIFI 802.11ac VHT20 (Band Edge @ 3m)

WIFI Ant. 2	Note	Frequency (MHz)	Level (dBμV/m)	Over Limit (dB)	Limit Line (dBμV/m)	Read Level (dBμV)	Antenna Factor (dB/m)	Path Loss (dB)	Preamp Factor (dB)	Ant Pos (cm)	Table Pos (deg)	Peak Avg. (P/A)	Pol. (H/V)
802.11ac VHT20 CH 144 5720MHz		5440.48	48.28	-25.72	74	39.8	31.86	6.16	29.54	100	73	P	H
		5469.73	47.03	-21.17	68.2	38.5	31.88	6.19	29.54	100	73	P	H
		5457.64	39.51	-14.49	54	31	31.87	6.18	29.54	100	73	A	H
	*	5720	111.93	-	-	102.9	32.21	6.37	29.55	100	73	P	H
	*	5720	104.31	-	-	95.28	32.21	6.37	29.55	100	73	A	H
		5912.25	50	-18.2	68.2	40.59	32.48	6.49	29.56	100	73	P	H
		5402.65	47.83	-26.17	74	39.4	31.84	6.12	29.53	398	16	P	V
		5467.78	46.32	-21.88	68.2	37.79	31.88	6.19	29.54	398	16	P	V
		5455.69	39.23	-14.77	54	30.72	31.87	6.18	29.54	398	16	A	V
	*	5720	108.2	-	-	99.17	32.21	6.37	29.55	398	16	P	V
	*	5720	100.67	-	-	91.64	32.21	6.37	29.55	398	16	A	V
		5884.25	51	-17.2	68.2	41.66	32.43	6.47	29.56	398	16	P	V
Remark	3. No other spurious found. 4. All results are PASS against Peak and Average limit line.												

Band 3 - Straddle Channel

WIFI 802.11ac VHT20 (Harmonic @ 3m)

WIFI Ant. 2	Note	Frequency (MHz)	Level (dBμV/m)	Over Limit (dB)	Limit Line (dBμV/m)	Read Level (dBμV)	Antenna Factor (dB/m)	Path Loss (dB)	Preamp Factor (dB)	Ant Pos (cm)	Table Pos (deg)	Peak Avg. (P/A)	Pol. (H/V)
802.11ac VHT20 CH 144 5720MHz		11440	48.06	-25.94	74	53.97	39.98	10.43	56.32	100	0	P	H
		17160	49.24	-18.96	68.2	52.2	40.6	12.86	56.42	100	0	P	H
													H
													H
		11440	48.99	-25.01	74	54.9	39.98	10.43	56.32	100	0	P	V
		17160	49.84	-18.36	68.2	52.8	40.6	12.86	56.42	100	0	P	V
													V
													V
Remark	3. No other spurious found. 4. All results are PASS against Peak and Average limit line.												

Band 3 - Straddle Channel

WIFI 802.11ac VHT40 (Band Edge @ 3m)

WIFI Ant. 2	Note	Frequency (MHz)	Level (dBμV/m)	Over Limit (dB)	Limit Line (dBμV/m)	Read Level (dBμV)	Antenna Factor (dB/m)	Path Loss (dB)	Preamp Factor (dB)	Ant Pos (cm)	Table Pos (deg)	Peak Avg. (P/A)	Pol. (H/V)
802.11ac VHT40 CH 142 5710MHz		5443.21	48.66	-25.34	74	40.18	31.86	6.16	29.54	104	72	P	H
		5468.56	46.45	-21.75	68.2	37.92	31.88	6.19	29.54	104	72	P	H
		5445.55	39.76	-14.24	54	31.26	31.87	6.17	29.54	104	72	A	H
	*	5710	110.12	-	-	101.12	32.19	6.36	29.55	104	72	P	H
	*	5710	102.24	-	-	93.24	32.19	6.36	29.55	104	72	A	H
		5910.5	50.39	-17.81	68.2	40.98	32.48	6.49	29.56	104	72	P	H
		5458.42	48.08	-25.92	74	39.57	31.87	6.18	29.54	398	16	P	V
		5465.05	46.29	-21.91	68.2	37.76	31.88	6.19	29.54	398	16	P	V
		5426.44	39.54	-14.46	54	31.08	31.85	6.15	29.54	398	16	A	V
	*	5710	106.45	-	-	97.45	32.19	6.36	29.55	398	16	P	V
	*	5710	98.14	-	-	89.14	32.19	6.36	29.55	398	16	A	V
		5888.5	50.01	-18.19	68.2	40.64	32.46	6.47	29.56	398	16	P	V
Remark	3. No other spurious found. 4. All results are PASS against Peak and Average limit line.												

Band 3 - Straddle Channel

WIFI 802.11ac VHT40 (Harmonic @ 3m)

WIFI Ant. 2	Note	Frequency (MHz)	Level (dBμV/m)	Over Limit (dB)	Limit Line (dBμV/m)	Read Level (dBμV)	Antenna Factor (dB/m)	Path Loss (dB)	Preamp Factor (dB)	Ant Pos (cm)	Table Pos (deg)	Peak Avg. (P/A)	Pol. (H/V)
802.11ac VHT40 CH 142 5710MHz		11420	47.34	-26.66	74	53.25	40	10.42	56.33	100	0	P	H
		17130	48.33	-19.87	68.2	51.37	40.48	12.84	56.36	100	0	P	H
													H
													H
		11420	49.76	-24.24	74	55.67	40	10.42	56.33	100	0	P	V
		17130	49.56	-18.64	68.2	52.6	40.48	12.84	56.36	100	0	P	V
													V
													V
Remark	3. No other spurious found. 4. All results are PASS against Peak and Average limit line.												

Band 3 - Straddle Channel

WIFI 802.11ac VHT80 (Band Edge @ 3m)

WIFI Ant. 2	Note	Frequency (MHz)	Level (dBμV/m)	Over Limit (dB)	Limit Line (dBμV/m)	Read Level (dBμV)	Antenna Factor (dB/m)	Path Loss (dB)	Preamp Factor (dB)	Ant Pos (cm)	Table Pos (deg)	Peak Avg. (P/A)	Pol. (H/V)
802.11ac VHT80 CH 138 5690MHz		5451.4	48.95	-25.05	74	40.45	31.87	6.17	29.54	100	68	P	H
		5462.71	47.49	-20.71	68.2	38.97	31.88	6.18	29.54	100	68	P	H
		5456.47	39.94	-14.06	54	31.43	31.87	6.18	29.54	100	68	A	H
	*	5690	107.94	-	-	98.96	32.17	6.36	29.55	100	68	P	H
	*	5690	99.62	-	-	90.64	32.17	6.36	29.55	100	68	A	H
		5852.2	51.9	-16.3	68.2	42.64	32.38	6.44	29.56	100	68	P	H
		5378.86	47.61	-26.39	74	39.19	31.83	6.12	29.53	400	19	P	V
		5467.39	46.46	-21.74	68.2	37.93	31.88	6.19	29.54	400	19	P	V
		5452.18	40.07	-13.93	54	31.57	31.87	6.17	29.54	400	19	A	V
	*	5690	103.54	-	-	94.56	32.17	6.36	29.55	400	19	P	V
	*	5690	95.45	-	-	86.47	32.17	6.36	29.55	400	19	A	V
		5854.3	49.23	-18.97	68.2	39.94	32.41	6.44	29.56	400	19	P	V
Remark	3. No other spurious found. 4. All results are PASS against Peak and Average limit line.												

Band 3 - Straddle Channel

WIFI 802.11ac VHT80 (Harmonic @ 3m)

WIFI Ant. 2	Note	Frequency (MHz)	Level (dBμV/m)	Over Limit (dB)	Limit Line (dBμV/m)	Read Level (dBμV)	Antenna Factor (dB/m)	Path Loss (dB)	Preamp Factor (dB)	Ant Pos (cm)	Table Pos (deg)	Peak Avg. (P/A)	Pol. (H/V)
802.11ac VHT80 CH 138 5690MHz		11380	47.01	-26.99	74	52.91	40.04	10.41	56.35	100	0	P	H
		17070	48.84	-19.36	68.2	52.07	40.24	12.77	56.24	100	0	P	H
													H
													H
		11380	47.32	-26.68	74	53.22	40.04	10.41	56.35	100	0	P	V
		17070	47.91	-20.29	68.2	51.14	40.24	12.77	56.24	100	0	P	V
													V
													V
Remark	3. No other spurious found. 4. All results are PASS against Peak and Average limit line.												

Emission below 1GHz

WIFI 802.11a (LF @ 3m)

WIFI Ant. 2	Note	Frequency (MHz)	Level (dBμV/m)	Over Limit (dB)	Limit Line (dBμV/m)	Read Level (dBμV)	Antenna Factor (dB/m)	Path Loss (dB)	Preamp Factor (dB)	Ant Pos (cm)	Table Pos (deg)	Peak Avg. (P/A)	Pol. (H/V)
		30	22.95	-17.05	40	30.08	24.7	0.46	32.29			P	H
		76.56	21.76	-18.24	40	40.58	12.74	0.69	32.25			P	H
		107.6	27.16	-16.34	43.5	42.18	16.3	0.88	32.2			P	H
		124.09	32.8	-10.7	43.5	46.83	17.2	0.96	32.19	100	0	P	H
		133.79	29.19	-14.31	43.5	43.1	17.28	1	32.19			P	H
		955.38	33.52	-12.48	46	31.18	30.61	2.67	30.94			P	H
													H
													H
													H
													H
													H
802.11a LF													H
		31.94	33.66	-6.34	40	41.85	23.64	0.46	32.29	100	0	P	V
		45.52	32.9	-7.1	40	48.33	16.34	0.52	32.29			P	V
		99.84	28.72	-14.78	43.5	44.44	15.65	0.84	32.21			P	V
		120.21	28.77	-14.73	43.5	42.92	17.1	0.95	32.2			P	V
		745.86	33.8	-12.2	46	35.67	27.8	2.33	32			P	V
		953.44	33.81	-12.19	46	31.54	30.57	2.66	30.96			P	V
													V
													V
													V
													V
													V
													V
Remark	1. No other spurious found. 2. All results are PASS against limit line.												

Band 1 - 5150~5250MHz

WIFI 802.11a (Band Edge @ 3m)

WIFI Ant. 1+2	Note	Frequency (MHz)	Level (dBμV/m)	Over Limit (dB)	Limit Line (dBμV/m)	Read Level (dBμV)	Antenna Factor (dB/m)	Path Loss (dB)	Preamp Factor (dB)	Ant Pos (cm)	Table Pos (deg)	Peak Avg. (P/A)	Pol. (H/V)
802.11a CH 36 5180MHz		5149.76	56.57	-17.43	74	48.29	31.69	6.08	29.49	103	83	P	H
		5149.24	49.33	-4.67	54	41.05	31.69	6.08	29.49	103	83	A	H
	*	5180	116.61	-	-	108.29	31.71	6.1	29.49	103	83	P	H
	*	5180	108.53	-	-	100.21	31.71	6.1	29.49	103	83	A	H
													H
													H
		5150	51.1	-22.9	74	42.82	31.69	6.08	29.49	100	230	P	V
		5148.72	42.57	-11.43	54	34.29	31.69	6.08	29.49	100	230	A	V
	*	5180	109.64	-	-	101.32	31.71	6.1	29.49	100	230	P	V
	*	5180	101.12	-	-	92.8	31.71	6.1	29.49	100	230	A	V
													V
													V
802.11a CH 44 5220MHz		5140.92	51.72	-22.28	74	43.44	31.69	6.08	29.49	100	83	P	H
		5150	41.93	-12.07	54	33.65	31.69	6.08	29.49	100	83	A	H
	*	5220	116.45	-	-	108.11	31.73	6.11	29.5	100	83	P	H
	*	5220	109.2	-	-	100.86	31.73	6.11	29.5	100	83	A	H
		5365.36	50.91	-23.09	74	42.5	31.82	6.12	29.53	100	83	P	H
		5351.64	41.77	-12.23	54	33.36	31.81	6.12	29.52	100	83	A	H
		5028.08	49.91	-24.09	74	41.74	31.62	6.02	29.47	380	240	P	V
		5062.4	40.05	-13.95	54	31.85	31.64	6.03	29.47	380	240	A	V
	*	5220	109.82	-	-	101.48	31.73	6.11	29.5	380	240	P	V
	*	5220	102.66	-	-	94.32	31.73	6.11	29.5	380	240	A	V
		5414.36	48.9	-25.1	74	40.45	31.85	6.13	29.53	380	240	P	V
		5350	39.49	-14.51	54	31.08	31.81	6.12	29.52	380	240	A	V

802.11a CH 48 5240MHz		5129.74	50.72	-23.28	74	42.45	31.68	6.07	29.48	100	87	P	H
		5147.42	40.6	-13.4	54	32.32	31.69	6.08	29.49	100	87	A	H
	*	5240	116.03	-	-	107.68	31.74	6.11	29.5	100	87	P	H
	*	5240	109.03	-	-	100.68	31.74	6.11	29.5	100	87	A	H
		5397.84	51.38	-22.62	74	42.95	31.84	6.12	29.53	100	87	P	H
		5350.24	41.85	-12.15	54	33.44	31.81	6.12	29.52	100	87	A	H
		5059.28	49.83	-24.17	74	41.63	31.64	6.03	29.47	400	248	P	V
		5019.76	39.99	-14.01	54	31.83	31.61	6.01	29.46	400	248	A	V
	*	5240	108.8	-	-	100.45	31.74	6.11	29.5	400	248	P	V
	*	5240	101.68	-	-	93.33	31.74	6.11	29.5	400	248	A	V
		5430.04	48.58	-25.42	74	40.11	31.86	6.15	29.54	400	248	P	V
		5458.04	39.61	-14.39	54	31.1	31.87	6.18	29.54	400	248	A	V
Remark	5. No other spurious found. 6. All results are PASS against Peak and Average limit line.												

Band 1 5150~5250MHz

WIFI 802.11a (Harmonic @ 3m)

WIFI Ant. 1+2	Note	Frequency (MHz)	Level (dBμV/m)	Over Limit (dB)	Limit Line (dBμV/m)	Read Level (dBμV)	Antenna Factor (dB/m)	Path Loss (dB)	Preamp Factor (dB)	Ant Pos (cm)	Table Pos (deg)	Peak Avg. (P/A)	Pol. (H/V)
802.11a CH 36 5180MHz		10360	48.93	-19.27	68.2	56.22	39.76	9.91	56.96	100	0	P	H
		15540	47.11	-26.89	74	52.49	38.62	12.65	56.65	100	0	P	H
													H
													H
		10360	55.86	-12.34	68.2	63.15	39.76	9.91	56.96	100	230	P	V
		10360	48.01	-5.99	54	55.3	39.76	9.91	56.96	100	230	A	V
		15540	45.79	-28.21	74	51.17	38.62	12.65	56.65	100	0	P	V
													V
802.11a CH 44 5220MHz		10440	49.13	-19.07	68.2	56.22	39.88	9.95	56.92	100	0	P	H
		15660	45.44	-28.56	74	50.9	38.33	12.72	56.51	100	0	P	H
													H
													H
		10440	55.71	-12.49	68.2	62.8	39.88	9.95	56.92	100	230	P	V
		10440	45.29	-8.71	54	52.38	39.88	9.95	56.92	100	230	A	V
		15660	46.82	-27.18	74	52.28	38.33	12.72	56.51	100	0	P	V
													V
802.11a CH 48 5240MHz		10480	49.2	-19	68.2	56.17	39.97	9.97	56.91	100	0	P	H
		15720	45.23	-28.77	74	50.77	38.16	12.74	56.44	100	0	P	H
													H
													H
		10480	54.11	-14.09	68.2	61.08	39.97	9.97	56.91	100	230	P	V
		10480	46.26	-7.74	54	53.23	39.97	9.97	56.91	100	230	A	V
		15720	48.22	-25.78	74	53.76	38.16	12.74	56.44	100	0	P	V
													V
Remark	5. No other spurious found. 6. All results are PASS against Peak and Average limit line.												

Band 1 5150~5250MHz

WIFI 802.11ac VHT20 (Band Edge @ 3m)

WIFI Ant. 1+2	Note	Frequency (MHz)	Level (dBμV/m)	Over Limit (dB)	Limit Line (dBμV/m)	Read Level (dBμV)	Antenna Factor (dB/m)	Path Loss (dB)	Preamp Factor (dB)	Ant Pos (cm)	Table Pos (deg)	Peak Avg. (P/A)	Pol. (H/V)
802.11ac VHT20 CH 36 5180MHz		5148.46	56.07	-17.93	74	47.79	31.69	6.08	29.49	100	97	P	H
		5147.16	47.45	-6.55	54	39.17	31.69	6.08	29.49	100	97	A	H
	*	5180	116.21	-	-	107.89	31.71	6.1	29.49	100	97	P	H
	*	5180	108.54	-	-	100.22	31.71	6.1	29.49	100	97	A	H
													H
													H
		5120.64	50.34	-23.66	74	42.08	31.67	6.07	29.48	100	230	P	V
		5147.42	42.11	-11.89	54	33.83	31.69	6.08	29.49	100	230	A	V
	*	5180	108.19	-	-	99.87	31.71	6.1	29.49	100	230	P	V
	*	5180	100.88	-	-	92.56	31.71	6.1	29.49	100	230	A	V
													V
													V
802.11ac VHT20 CH 44 5220MHz		5147.16	50.81	-23.19	74	42.53	31.69	6.08	29.49	103	102	P	H
		5149.76	41.82	-12.18	54	33.54	31.69	6.08	29.49	103	102	A	H
	*	5220	115.78	-	-	107.44	31.73	6.11	29.5	103	102	P	H
	*	5220	108.2	-	-	99.86	31.73	6.11	29.5	103	102	A	H
		5369	51.41	-22.59	74	43	31.82	6.12	29.53	103	102	P	H
		5372.92	41.75	-12.25	54	33.34	31.82	6.12	29.53	103	102	A	H
		5080.08	49.75	-24.25	74	41.53	31.65	6.04	29.47	101	236	P	V
		5145.86	40.25	-13.75	54	31.97	31.69	6.08	29.49	101	236	A	V
	*	5220	107.9	-	-	99.56	31.73	6.11	29.5	101	236	P	V
	*	5220	100.3	-	-	91.96	31.73	6.11	29.5	101	236	A	V
		5372.64	48.57	-25.43	74	40.16	31.82	6.12	29.53	101	236	P	V
		5452.44	40.12	-13.88	54	31.62	31.87	6.17	29.54	101	236	A	V

802.11ac VHT20 CH 48 5240MHz		5068.64	50.09	-23.91	74	41.88	31.64	6.04	29.47	101	96	P	H
		5150	40.56	-13.44	54	32.28	31.69	6.08	29.49	101	96	A	H
	*	5240	116.77	-	-	108.42	31.74	6.11	29.5	101	96	P	H
	*	5240	109.2	-	-	100.85	31.74	6.11	29.5	101	96	A	H
		5360.32	50.04	-23.96	74	41.63	31.81	6.12	29.52	101	96	P	H
		5352.2	42.13	-11.87	54	33.72	31.81	6.12	29.52	101	96	A	H
		5055.9	50.1	-23.9	74	41.9	31.64	6.03	29.47	101	237	P	V
		5031.46	40.03	-13.97	54	31.86	31.62	6.02	29.47	101	237	A	V
	*	5240	108.26	-	-	99.91	31.74	6.11	29.5	101	237	P	V
	*	5240	100.81	-	-	92.46	31.74	6.11	29.5	101	237	A	V
		5355.84	49.44	-24.56	74	41.03	31.81	6.12	29.52	101	237	P	V
		5453	40.29	-13.71	54	31.79	31.87	6.17	29.54	101	237	A	V
Remark	5. No other spurious found. 6. All results are PASS against Peak and Average limit line.												

Band 1 5150~5250MHz

WIFI 802.11ac VHT20 (Harmonic @ 3m)

WIFI Ant. 1+2	Note	Frequency (MHz)	Level (dBμV/m)	Over Limit (dB)	Limit Line (dBμV/m)	Read Level (dBμV)	Antenna Factor (dB/m)	Path Loss (dB)	Preamp Factor (dB)	Ant Pos (cm)	Table Pos (deg)	Peak Avg. (P/A)	Pol. (H/V)
802.11ac VHT20 CH 36 5180MHz		10360	48.33	-19.87	68.2	55.62	39.76	9.91	56.96	100	0	P	H
		15540	45.3	-28.7	74	50.68	38.62	12.65	56.65	100	0	P	H
													H
													H
		10360	56.39	-11.81	68.2	63.68	39.76	9.91	56.96	100	229	P	V
		10360	46.3	-7.7	54	53.59	39.76	9.91	56.96	100	229	A	V
		15540	45.74	-28.26	74	51.12	38.62	12.65	56.65	100	0	P	V
													V
802.11ac VHT20 CH 44 5220MHz		10440	48.23	-19.97	68.2	55.32	39.88	9.95	56.92	100	0	P	H
		15660	45.49	-28.51	74	50.95	38.33	12.72	56.51	100	0	P	H
													H
													H
		10440	53.89	-14.31	68.2	60.98	39.88	9.95	56.92	100	123	P	V
		10440	45.1	-8.9	54	52.19	39.88	9.95	56.92	100	123	A	V
		15660	45.23	-28.77	74	50.69	38.33	12.72	56.51	100	0	P	V
													V
802.11ac VHT20 CH 48 5240MHz		10480	49.71	-18.49	68.2	56.68	39.97	9.97	56.91	100	0	P	H
		15720	45.06	-28.94	74	50.6	38.16	12.74	56.44	100	0	P	H
													H
													H
		10480	53.71	-14.49	68.2	60.68	39.97	9.97	56.91	100	230	P	V
		10480	45.04	-8.96	54	52.01	39.97	9.97	56.91	100	230	A	V
		15720	46.73	-27.27	74	52.27	38.16	12.74	56.44	100	0	P	V
													V
Remark	5. No other spurious found. 6. All results are PASS against Peak and Average limit line.												

Band 1 5150~5250MHz

WIFI 802.11ac VHT40 (Band Edge @ 3m)

WIFI Ant. 1+2	Note	Frequency (MHz)	Level (dBμV/m)	Over Limit (dB)	Limit Line (dBμV/m)	Read Level (dBμV)	Antenna Factor (dB/m)	Path Loss (dB)	Preamp Factor (dB)	Ant Pos (cm)	Table Pos (deg)	Peak Avg. (P/A)	Pol. (H/V)
802.11ac VHT40 CH 38 5190MHz		5147.16	54.53	-19.47	74	46.25	31.69	6.08	29.49	104	78	P	H
		5149.5	46.5	-7.5	54	38.22	31.69	6.08	29.49	104	78	A	H
	*	5190	109.44	-	-	101.12	31.71	6.1	29.49	104	78	P	H
	*	5190	102.33	-	-	94.01	31.71	6.1	29.49	104	78	A	H
		5374.6	48.5	-25.5	74	40.09	31.82	6.12	29.53	104	78	P	H
		5452.72	41.44	-12.56	54	32.94	31.87	6.17	29.54	104	78	A	H
		5125.06	49.42	-24.58	74	41.15	31.68	6.07	29.48	101	122	P	V
		5144.82	41.17	-12.83	54	32.89	31.69	6.08	29.49	101	122	A	V
	*	5190	101.1	-	-	92.78	31.71	6.1	29.49	101	122	P	V
	*	5190	93.57	-	-	85.25	31.71	6.1	29.49	101	122	A	V
		5444.6	47.41	-26.59	74	38.93	31.86	6.16	29.54	101	122	P	V
		5456.64	40.09	-13.91	54	31.58	31.87	6.18	29.54	101	122	A	V
802.11ac VHT40 CH 46 5230MHz		5144.82	52.37	-21.63	74	44.09	31.69	6.08	29.49	100	82	P	H
		5149.5	46.83	-7.17	54	38.55	31.69	6.08	29.49	100	82	A	H
	*	5230	114.42	-	-	106.07	31.74	6.11	29.5	100	82	P	H
	*	5230	107.05	-	-	98.7	31.74	6.11	29.5	100	82	A	H
		5353.6	51	-23	74	42.59	31.81	6.12	29.52	100	82	P	H
		5352.2	43.89	-10.11	54	35.48	31.81	6.12	29.52	100	82	A	H
		5092.82	49.85	-24.15	74	41.62	31.66	6.05	29.48	377	241	P	V
		5146.9	42.05	-11.95	54	33.77	31.69	6.08	29.49	377	241	A	V
	*	5230	107.91	-	-	99.56	31.74	6.11	29.5	377	241	P	V
	*	5230	100.88	-	-	92.53	31.74	6.11	29.5	377	241	A	V
		5393.36	48.45	-25.55	74	40.03	31.83	6.12	29.53	377	241	P	V
		5354.72	40.44	-13.56	54	32.03	31.81	6.12	29.52	377	241	A	V
Remark	5. No other spurious found. 6. All results are PASS against Peak and Average limit line.												

Band 1 5150~5250MHz

WIFI 802.11ac VHT40 (Harmonic @ 3m)

WIFI Ant. 1+2	Note	Frequency (MHz)	Level (dBμV/m)	Over Limit (dB)	Limit Line (dBμV/m)	Read Level (dBμV)	Antenna Factor (dB/m)	Path Loss (dB)	Preamp Factor (dB)	Ant Pos (cm)	Table Pos (deg)	Peak Avg. (P/A)	Pol. (H/V)
802.11ac VHT40 CH 38 5190MHz		10380	46.42	-21.78	68.2	53.66	39.79	9.92	56.95	100	0	P	H
		15570	45.19	-28.81	74	50.62	38.53	12.66	56.62	100	0	P	H
													H
													H
		10380	46.57	-21.63	68.2	53.81	39.79	9.92	56.95	100	0	P	V
		15570	45.85	-28.15	74	51.28	38.53	12.66	56.62	100	0	P	V
													V
													V
802.11ac VHT40 CH 46 5230MHz		10460	49.16	-19.04	68.2	56.21	39.91	9.96	56.92	100	0	P	H
		15690	45.32	-28.68	74	50.83	38.24	12.72	56.47	100	0	P	H
													H
													H
		10460	53.43	-14.77	68.2	60.48	39.91	9.96	56.92	100	119	P	V
		10460	45.15	-8.85	54	52.2	39.91	9.96	56.92	100	119	A	V
		15690	46.4	-27.6	74	51.91	38.24	12.72	56.47	100	0	P	V
													V
Remark	5. No other spurious found. 6. All results are PASS against Peak and Average limit line.												

Band 1 5150~5250MHz

WIFI 802.11ac VHT80 (Band Edge @ 3m)

WIFI Ant. 1+2	Note	Frequency (MHz)	Level (dBμV/m)	Over Limit (dB)	Limit Line (dBμV/m)	Read Level (dBμV)	Antenna Factor (dB/m)	Path Loss (dB)	Preamp Factor (dB)	Ant Pos (cm)	Table Pos (deg)	Peak Avg. (P/A)	Pol. (H/V)
802.11ac VHT80 CH 42 5210MHz		5146.9	57.83	-16.17	74	49.55	31.69	6.08	29.49	100	82	P	H
		5145.34	52	-2	54	43.72	31.69	6.08	29.49	100	82	A	H
	*	5210	103.12	-	-	94.78	31.73	6.11	29.5	100	82	P	H
	*	5210	96.21	-	-	87.87	31.73	6.11	29.5	100	82	A	H
		5353.04	49	-25	74	40.59	31.81	6.12	29.52	100	82	P	H
		5350.24	41.41	-12.59	54	33	31.81	6.12	29.52	100	82	A	H
		5144.82	51.41	-22.59	74	43.13	31.69	6.08	29.49	380	240	P	V
		5145.6	43.9	-10.1	54	35.62	31.69	6.08	29.49	380	240	A	V
	*	5210	96.76	-	-	88.42	31.73	6.11	29.5	380	240	P	V
	*	5210	89.65	-	-	81.31	31.73	6.11	29.5	380	240	A	V
		5409.04	47.86	-26.14	74	39.42	31.84	6.13	29.53	380	240	P	V
		5459.72	39.94	-14.06	54	31.43	31.87	6.18	29.54	380	240	A	V
Remark	5. No other spurious found. 6. All results are PASS against Peak and Average limit line.												

Band 1 5150~5250MHz

WIFI 802.11ac VHT80 (Harmonic @ 3m)

WIFI Ant. 1+2	Note	Frequency (MHz)	Level (dBμV/m)	Over Limit (dB)	Limit Line (dBμV/m)	Read Level (dBμV)	Antenna Factor (dB/m)	Path Loss (dB)	Preamp Factor (dB)	Ant Pos (cm)	Table Pos (deg)	Peak Avg. (P/A)	Pol. (H/V)
802.11ac VHT80 CH 42 5210MHz		10420	46.44	-21.76	68.2	53.58	39.85	9.94	56.93	100	0	P	H
		15630	45.95	-28.05	74	51.42	38.37	12.7	56.54	100	0	P	H
													H
													H
		10420	45.82	-22.38	68.2	52.96	39.85	9.94	56.93	100	0	P	V
		15630	45.73	-28.27	74	51.2	38.37	12.7	56.54	100	0	P	V
													V
													V
Remark	5. No other spurious found. 6. All results are PASS against Peak and Average limit line.												

Band 2 - 5250~5350MHz

WIFI 802.11a (Band Edge @ 3m)

WIFI Ant. 1+2	Note	Frequency (MHz)	Level (dBμV/m)	Over Limit (dB)	Limit Line (dBμV/m)	Read Level (dBμV)	Antenna Factor (dB/m)	Path Loss (dB)	Preamp Factor (dB)	Ant Pos (cm)	Table Pos (deg)	Peak Avg. (P/A)	Pol. (H/V)
802.11a CH 52 5260MHz		5121.72	49.38	-24.62	74	41.12	31.67	6.07	29.48	100	82	P	H
		5146.88	40.6	-13.4	54	32.32	31.69	6.08	29.49	100	82	A	H
	*	5260	116.95	-	-	108.59	31.76	6.11	29.51	100	82	P	H
	*	5260	109.83	-	-	101.47	31.76	6.11	29.51	100	82	A	H
		5354.88	50.83	-23.17	74	42.42	31.81	6.12	29.52	100	82	P	H
		5352.96	43.49	-10.51	54	35.08	31.81	6.12	29.52	100	82	A	H
		5042.84	49.5	-24.5	74	41.32	31.63	6.02	29.47	396	244	P	V
		5072.08	40.42	-13.58	54	32.2	31.65	6.04	29.47	396	244	A	V
	*	5260	110.02	-	-	101.66	31.76	6.11	29.51	396	244	P	V
	*	5260	102.57	-	-	94.21	31.76	6.11	29.51	396	244	A	V
		5403.6	48.65	-25.35	74	40.22	31.84	6.12	29.53	396	244	P	V
		5460	39.54	-14.46	54	31.03	31.87	6.18	29.54	396	244	A	V
802.11a CH 60 5300MHz		5075.82	49.96	-24.04	74	41.74	31.65	6.04	29.47	100	81	P	H
		5099.28	40.42	-13.58	54	32.19	31.66	6.05	29.48	100	81	A	H
	*	5300	117	-	-	108.62	31.78	6.11	29.51	100	81	P	H
	*	5300	109.81	-	-	101.43	31.78	6.11	29.51	100	81	A	H
		5355.84	54.77	-19.23	74	46.36	31.81	6.12	29.52	100	81	P	H
		5350.08	47.06	-6.94	54	38.65	31.81	6.12	29.52	100	81	A	H
		5088.4	49.22	-24.78	74	41	31.65	6.05	29.48	388	246	P	V
		5056.78	40.27	-13.73	54	32.07	31.64	6.03	29.47	388	246	A	V
	*	5300	109.66	-	-	101.28	31.78	6.11	29.51	388	246	P	V
	*	5300	102.42	-	-	94.04	31.78	6.11	29.51	388	246	A	V
		5357.04	50.97	-23.03	74	42.56	31.81	6.12	29.52	388	246	P	V
		5350.32	41.47	-12.53	54	33.06	31.81	6.12	29.52	388	246	A	V

802.11a CH 64 5320MHz	*	5320	117.21	-	-	108.82	31.79	6.12	29.52	100	81	P	H
	*	5320	109.91	-	-	101.52	31.79	6.12	29.52	100	81	A	H
		5350.4	58.24	-15.76	74	49.83	31.81	6.12	29.52	100	81	P	H
		5350.08	52.17	-1.83	54	43.76	31.81	6.12	29.52	100	81	A	H
													H
													H
	*	5320	109.98	-	-	101.59	31.79	6.12	29.52	390	246	P	V
	*	5320	102.61	-	-	94.22	31.79	6.12	29.52	390	246	A	V
		5350.56	51.28	-22.72	74	42.87	31.81	6.12	29.52	390	246	P	V
		5350.08	44.22	-9.78	54	35.81	31.81	6.12	29.52	390	246	A	V
													V
													V
Remark	5. No other spurious found. 6. All results are PASS against Peak and Average limit line.												

Band 2 5250~5350MHz

WIFI 802.11a (Harmonic @ 3m)

WIFI Ant. 1+2	Note	Frequency (MHz)	Level (dBμV/m)	Over Limit (dB)	Limit Line (dBμV/m)	Read Level (dBμV)	Antenna Factor (dB/m)	Path Loss (dB)	Preamp Factor (dB)	Ant Pos (cm)	Table Pos (deg)	Peak Avg. (P/A)	Pol. (H/V)
802.11a CH 52 5260MHz		10520	48.27	-19.93	68.2	55.13	40.02	10	56.88	100	0	P	H
		15780	45.67	-28.33	74	51.21	38.04	12.78	56.36	100	0	P	H
													H
													H
		10520	53.66	-14.54	68.2	60.52	40.02	10	56.88	100	122	P	V
		10520	45.8	-8.2	54	52.66	40.02	10	56.88	100	122	A	V
		15780	46.16	-27.84	74	51.7	38.04	12.78	56.36	100	0	P	V
													V
802.11a CH 60 5300MHz		10600	48.21	-25.79	74	54.89	40.1	10.04	56.82	100	0	P	H
		15900	45.86	-28.14	74	51.49	37.75	12.84	56.22	100	0	P	H
													H
													H
		10600	54.34	-19.66	74	61.02	40.1	10.04	56.82	100	230	P	V
		10600	45.22	-8.78	54	51.9	40.1	10.04	56.82	100	230	A	V
		15900	45.71	-28.29	74	51.34	37.75	12.84	56.22	100	0	P	V
													V
802.11a CH 64 5320MHz		10640	48.29	-25.71	74	54.89	40.14	10.05	56.79	100	0	P	H
		15960	44.23	-29.77	74	49.93	37.58	12.87	56.15	100	0	P	H
													H
													H
		10640	49.37	-24.63	74	55.97	40.14	10.05	56.79	100	0	P	V
		15960	44.05	-29.95	74	49.75	37.58	12.87	56.15	100	0	P	V
													V
													V
Remark	5. No other spurious found. 6. All results are PASS against Peak and Average limit line.												

Band 2 5250~5350MHz

WIFI 802.11ac VHT20 (Band Edge @ 3m)

WIFI Ant. 1+2	Note	Frequency (MHz)	Level (dBμV/m)	Over Limit (dB)	Limit Line (dBμV/m)	Read Level (dBμV)	Antenna Factor (dB/m)	Path Loss (dB)	Preamp Factor (dB)	Ant Pos (cm)	Table Pos (deg)	Peak Avg. (P/A)	Pol. (H/V)
802.11ac VHT20 CH 52 5260MHz		5027.2	49.21	-24.79	74	41.04	31.62	6.01	29.46	102	103	P	H
		5110.16	40.35	-13.65	54	32.1	31.67	6.06	29.48	102	103	A	H
	*	5260	116.42	-	-	108.06	31.76	6.11	29.51	102	103	P	H
	*	5260	109.42	-	-	101.06	31.76	6.11	29.51	102	103	A	H
		5350.56	50.52	-23.48	74	42.11	31.81	6.12	29.52	102	103	P	H
		5352.24	42.64	-11.36	54	34.23	31.81	6.12	29.52	102	103	A	H
		5068.68	49.14	-24.86	74	40.93	31.64	6.04	29.47	394	247	P	V
		5059.84	40.47	-13.53	54	32.27	31.64	6.03	29.47	394	247	A	V
	*	5260	108.76	-	-	100.4	31.76	6.11	29.51	394	247	P	V
	*	5260	101.32	-	-	92.96	31.76	6.11	29.51	394	247	A	V
		5427.36	49.09	-24.91	74	40.63	31.85	6.15	29.54	394	247	P	V
		5452.8	39.8	-14.2	54	31.3	31.87	6.17	29.54	394	247	A	V
802.11ac VHT20 CH 60 5300MHz		5055.08	48.92	-25.08	74	40.72	31.64	6.03	29.47	112	82	P	H
		5084.66	40.39	-13.61	54	32.17	31.65	6.05	29.48	112	82	A	H
	*	5300	116.57	-	-	108.19	31.78	6.11	29.51	112	82	P	H
	*	5300	108.9	-	-	100.52	31.78	6.11	29.51	112	82	A	H
		5352	55.96	-18.04	74	47.55	31.81	6.12	29.52	112	82	P	H
		5350.8	46.94	-7.06	54	38.53	31.81	6.12	29.52	112	82	A	H
		5047.26	50.48	-23.52	74	42.29	31.63	6.03	29.47	388	246	P	V
		5044.2	40.49	-13.51	54	32.31	31.63	6.02	29.47	388	246	A	V
	*	5300	109.03	-	-	100.65	31.78	6.11	29.51	388	246	P	V
	*	5300	101.22	-	-	92.84	31.78	6.11	29.51	388	246	A	V
		5350.56	50.77	-23.23	74	42.36	31.81	6.12	29.52	388	246	P	V
		5354.16	41.91	-12.09	54	33.5	31.81	6.12	29.52	388	246	A	V

	*	5320	115.21	-	-	106.82	31.79	6.12	29.52	100	87	P	H
	*	5320	107.35	-	-	98.96	31.79	6.12	29.52	100	87	A	H
		5351.68	58.28	-15.72	74	49.87	31.81	6.12	29.52	100	87	P	H
		5350.08	50.63	-3.37	54	42.22	31.81	6.12	29.52	100	87	A	H
802.11ac													H
VHT20													H
CH 64	*	5320	109.44	-	-	101.05	31.79	6.12	29.52	389	247	P	V
5320MHz	*	5320	102.27	-	-	93.88	31.79	6.12	29.52	389	247	A	V
		5379.68	50.18	-23.82	74	41.76	31.83	6.12	29.53	389	247	P	V
		5350.24	42.43	-11.57	54	34.02	31.81	6.12	29.52	389	247	A	V
													V
													V
Remark	5. No other spurious found. 6. All results are PASS against Peak and Average limit line.												

Band 2 5250~5350MHz

WIFI 802.11ac VHT20 (Harmonic @ 3m)

WIFI Ant. 1+2	Note	Frequency (MHz)	Level (dBμV/m)	Over Limit (dB)	Limit Line (dBμV/m)	Read Level (dBμV)	Antenna Factor (dB/m)	Path Loss (dB)	Preamp Factor (dB)	Ant Pos (cm)	Table Pos (deg)	Peak Avg. (P/A)	Pol. (H/V)
802.11ac VHT20 CH 52 5260MHz		10520	49.72	-18.48	68.2	56.58	40.02	10	56.88	100	0	P	H
		15780	45.28	-28.72	74	50.82	38.04	12.78	56.36	100	0	P	H
													H
													H
		10520	56.71	-11.49	68.2	63.57	40.02	10	56.88	100	221	P	V
		10520	44.09	-9.91	54	50.95	40.02	10	56.88	100	221	A	V
		15780	45.67	-28.33	74	51.21	38.04	12.78	56.36	100	0	P	V
													V
802.11ac VHT20 CH 60 5300MHz		10600	49.3	-24.7	74	55.98	40.1	10.04	56.82	100	0	P	H
		15900	47.71	-26.29	74	53.34	37.75	12.84	56.22	100	0	P	H
													H
													H
		10600	58.99	-15.01	74	65.67	40.1	10.04	56.82	102	230	P	V
		10600	45.69	-8.31	54	52.37	40.1	10.04	56.82	102	230	A	V
		15900	47.85	-26.15	74	53.48	37.75	12.84	56.22	100	0	P	V
													V
802.11ac VHT20 CH 64 5320MHz		10640	49.15	-24.85	74	55.75	40.14	10.05	56.79	100	0	P	H
		15960	46.18	-27.82	74	51.88	37.58	12.87	56.15	100	0	P	H
													H
													H
		10640	56.89	-17.11	74	63.49	40.14	10.05	56.79	104	229	P	V
		10640	44.35	-9.65	54	50.95	40.14	10.05	56.79	104	229	A	V
		15960	46.32	-27.68	74	52.02	37.58	12.87	56.15	100	0	P	V
													V
Remark	5. No other spurious found. 6. All results are PASS against Peak and Average limit line.												

Band 2 5250~5350MHz

WIFI 802.11ac VHT40 (Band Edge @ 3m)

WIFI Ant. 1+2	Note	Frequency (MHz)	Level (dBμV/m)	Over Limit (dB)	Limit Line (dBμV/m)	Read Level (dBμV)	Antenna Factor (dB/m)	Path Loss (dB)	Preamp Factor (dB)	Ant Pos (cm)	Table Pos (deg)	Peak Avg. (P/A)	Pol. (H/V)
802.11ac VHT40 CH 54 5270MHz		5073.1	49.95	-24.05	74	41.73	31.65	6.04	29.47	103	80	P	H
		5137.7	41.94	-12.06	54	33.66	31.68	6.08	29.48	103	80	A	H
	*	5270	114.27	-	-	105.91	31.76	6.11	29.51	103	80	P	H
	*	5270	107.44	-	-	99.08	31.76	6.11	29.51	103	80	A	H
		5350.08	57.28	-16.72	74	48.87	31.81	6.12	29.52	103	80	P	H
		5351.04	50.06	-3.94	54	41.65	31.81	6.12	29.52	103	80	A	H
		5078.54	49.53	-24.47	74	41.31	31.65	6.04	29.47	396	246	P	V
		5051	41.22	-12.78	54	33.03	31.63	6.03	29.47	396	246	A	V
	*	5270	107.62	-	-	99.26	31.76	6.11	29.51	396	246	P	V
	*	5270	100.56	-	-	92.2	31.76	6.11	29.51	396	246	A	V
		5351.52	51.34	-22.66	74	42.93	31.81	6.12	29.52	396	246	P	V
		5350.32	43.12	-10.88	54	34.71	31.81	6.12	29.52	396	246	A	V
802.11ac VHT40 CH 62 5310MHz		5075.14	49.52	-24.48	74	41.3	31.65	6.04	29.47	100	81	P	H
		5073.78	41.25	-12.75	54	33.03	31.65	6.04	29.47	100	81	A	H
	*	5310	107.81	-	-	99.42	31.79	6.12	29.52	100	81	P	H
	*	5310	100.86	-	-	92.47	31.79	6.12	29.52	100	81	A	H
		5350.08	57.58	-16.42	74	49.17	31.81	6.12	29.52	100	81	P	H
		5350.08	52.29	-1.71	54	43.88	31.81	6.12	29.52	100	81	A	H
		5067.66	49.6	-24.4	74	41.39	31.64	6.04	29.47	389	246	P	V
		5111.18	41.15	-12.85	54	32.9	31.67	6.06	29.48	389	246	A	V
	*	5310	101.88	-	-	93.49	31.79	6.12	29.52	389	246	P	V
	*	5310	93.84	-	-	85.45	31.79	6.12	29.52	389	246	A	V
		5350.8	51.31	-22.69	74	42.9	31.81	6.12	29.52	389	246	P	V
		5350.56	44.92	-9.08	54	36.51	31.81	6.12	29.52	389	246	A	V
Remark	5. No other spurious found. 6. All results are PASS against Peak and Average limit line.												

Band 2 5250~5350MHz

WIFI 802.11ac VHT40 (Harmonic @ 3m)

WIFI Ant. 1+2	Note	Frequency (MHz)	Level (dBμV/m)	Over Limit (dB)	Limit Line (dBμV/m)	Read Level (dBμV)	Antenna Factor (dB/m)	Path Loss (dB)	Preamp Factor (dB)	Ant Pos (cm)	Table Pos (deg)	Peak Avg. (P/A)	Pol. (H/V)
802.11ac VHT40 CH 54 5270MHz		10540	48.64	-19.56	68.2	55.47	40.03	10.01	56.87	100	0	P	H
		15810	45.37	-28.63	74	50.94	37.96	12.8	56.33	100	0	P	H
													H
													H
		10540	55.14	-13.06	68.2	61.97	40.03	10.01	56.87	100	229	P	V
		10540	44.93	-9.07	54	51.76	40.03	10.01	56.87	100	229	A	V
		15810	45.79	-28.21	74	51.36	37.96	12.8	56.33	100	0	P	V
													V
802.11ac VHT40 CH 62 5310MHz		10620	48.54	-25.46	74	55.18	40.12	10.04	56.8	100	0	P	H
		15930	46.35	-27.65	74	52	37.67	12.86	56.18	100	0	P	H
													H
													H
		10620	47.74	-26.26	74	54.38	40.12	10.04	56.8	100	0	P	V
		15930	45.87	-28.13	74	51.52	37.67	12.86	56.18	100	0	P	V
													V
													V
Remark	5. No other spurious found. 6. All results are PASS against Peak and Average limit line.												

Band 2 5250~5350MHz

WIFI 802.11ac VHT80 (Band Edge @ 3m)

WIFI Ant. 1+2	Note	Frequency (MHz)	Level (dBμV/m)	Over Limit (dB)	Limit Line (dBμV/m)	Read Level (dBμV)	Antenna Factor (dB/m)	Path Loss (dB)	Preamp Factor (dB)	Ant Pos (cm)	Table Pos (deg)	Peak Avg. (P/A)	Pol. (H/V)
802.11ac VHT80 CH 58 5290MHz		5069.36	49.02	-24.98	74	40.81	31.64	6.04	29.47	100	89	P	H
		5085	40.89	-13.11	54	32.67	31.65	6.05	29.48	100	89	A	H
	*	5290	104.08	-	-	95.71	31.77	6.11	29.51	100	89	P	H
	*	5290	97.18	-	-	88.81	31.77	6.11	29.51	100	89	A	H
		5353.68	58	-16	74	49.59	31.81	6.12	29.52	100	89	P	H
		5353.2	52.65	-1.35	54	44.24	31.81	6.12	29.52	100	89	A	H
		5036.72	49.27	-24.73	74	41.1	31.62	6.02	29.47	400	28	P	V
		5045.9	40.97	-13.03	54	32.78	31.63	6.03	29.47	400	28	A	V
	*	5290	98.89	-	-	90.52	31.77	6.11	29.51	400	28	P	V
	*	5290	91	-	-	82.63	31.77	6.11	29.51	400	28	A	V
		5350.08	52.03	-21.97	74	43.62	31.81	6.12	29.52	400	28	P	V
		5350.32	46.07	-7.93	54	37.66	31.81	6.12	29.52	400	28	A	V
Remark	5. No other spurious found. 6. All results are PASS against Peak and Average limit line.												

Band 2 5250~5350MHz

WIFI 802.11ac VHT80 (Harmonic @ 3m)

WIFI Ant. 1+2	Note	Frequency (MHz)	Level (dBμV/m)	Over Limit (dB)	Limit Line (dBμV/m)	Read Level (dBμV)	Antenna Factor (dB/m)	Path Loss (dB)	Preamp Factor (dB)	Ant Pos (cm)	Table Pos (deg)	Peak Avg. (P/A)	Pol. (H/V)
802.11ac VHT80 CH 58 5290MHz		10580	46.89	-21.31	68.2	53.61	40.09	10.03	56.84	100	0	P	H
		15870	45.8	-28.2	74	51.45	37.79	12.82	56.26	100	0	P	H
													H
													H
		10580	47.75	-20.45	68.2	54.47	40.09	10.03	56.84	100	0	P	V
		15870	45.11	-28.89	74	50.76	37.79	12.82	56.26	100	0	P	V
													V
													V
Remark	5. No other spurious found. 6. All results are PASS against Peak and Average limit line.												

Band 3 - 5470~5725MHz

WIFI 802.11a (Band Edge @ 3m)

WIFI Ant. 1+2	Note	Frequency (MHz)	Level (dBμV/m)	Over Limit (dB)	Limit Line (dBμV/m)	Read Level (dBμV)	Antenna Factor (dB/m)	Path Loss (dB)	Preamp Factor (dB)	Ant Pos (cm)	Table Pos (deg)	Peak Avg. (P/A)	Pol. (H/V)
802.11a CH 100 5500MHz		5455.44	56.33	-17.67	74	47.82	31.87	6.18	29.54	100	72	P	H
		5469.36	59.18	-9.02	68.2	50.65	31.88	6.19	29.54	100	72	P	H
		5459.6	46.6	-7.4	54	38.09	31.87	6.18	29.54	100	72	A	H
	*	5500	117.47	-	-	108.9	31.9	6.22	29.55	100	72	P	H
	*	5500	109.9	-	-	101.33	31.9	6.22	29.55	100	72	A	H
													H
		5450.32	51.45	-22.55	74	42.95	31.87	6.17	29.54	400	28	P	V
		5466.8	50.67	-17.53	68.2	42.14	31.88	6.19	29.54	400	28	P	V
		5459.76	41.59	-12.41	54	33.08	31.87	6.18	29.54	400	28	A	V
	*	5500	111.47	-	-	102.9	31.9	6.22	29.55	400	28	P	V
	*	5500	104.36	-	-	95.79	31.9	6.22	29.55	400	28	A	V
													V
802.11a CH 116 5580MHz		5440.72	50.18	-23.82	74	41.7	31.86	6.16	29.54	100	76	P	H
		5460.64	50.37	-17.83	68.2	41.86	31.87	6.18	29.54	100	76	P	H
		5452.48	41.71	-12.29	54	33.21	31.87	6.17	29.54	100	76	A	H
	*	5580	117.7	-	-	108.95	32	6.3	29.55	100	76	P	H
	*	5580	110.41	-	-	101.66	32	6.3	29.55	100	76	A	H
		5764.685	51.59	-16.61	68.2	42.5	32.26	6.39	29.56	100	76	P	H
		5443.84	48.86	-25.14	74	40.38	31.86	6.16	29.54	393	28	P	V
		5461.36	48.5	-19.7	68.2	39.99	31.87	6.18	29.54	393	28	P	V
		5456.8	40.01	-13.99	54	31.5	31.87	6.18	29.54	393	28	A	V
	*	5580	111.84	-	-	103.09	32	6.3	29.55	393	28	P	V
	*	5580	104.66	-	-	95.91	32	6.3	29.55	393	28	A	V
		5728.775	50.94	-17.26	68.2	41.91	32.21	6.37	29.55	393	28	P	V

802.11a CH 140 5700MHz	*	5700	117.08	-	-	108.1	32.17	6.36	29.55	100	60	P	H
	*	5700	109.72	-	-	100.74	32.17	6.36	29.55	100	60	A	H
		5726.52	64.38	-3.82	68.2	55.35	32.21	6.37	29.55	100	60	P	H
													H
													H
													H
	*	5700	112.18	-	-	103.2	32.17	6.36	29.55	396	24	P	V
	*	5700	104.75	-	-	95.77	32.17	6.36	29.55	396	24	A	V
		5725.08	56.19	-12.01	68.2	47.16	32.21	6.37	29.55	396	24	P	V
													V
													V
													V
Remark	5. No other spurious found. 6. All results are PASS against Peak and Average limit line.												

Band 3 - 5470~5725MHz

WIFI 802.11a (Harmonic @ 3m)

WIFI Ant. 1+2	Note	Frequency (MHz)	Level (dBµV/m)	Over Limit (dB)	Limit Line (dBµV/m)	Read Level (dBµV)	Antenna Factor (dB/m)	Path Loss (dB)	Preamp Factor (dB)	Ant Pos (cm)	Table Pos (deg)	Peak Avg. (P/A)	Pol. (H/V)
802.11a CH 100 5500MHz		11000	48.35	-25.65	74	54.13	40.5	10.22	56.5	100	0	P	H
		16500	46.18	-22.02	68.2	49.69	39.4	12.79	55.7	100	0	P	H
													H
													H
		11000	56.19	-17.81	74	61.97	40.5	10.22	56.5	100	195	P	V
		11000	46.26	-7.74	54	52.04	40.5	10.22	56.5	100	195	A	V
		16500	47.67	-20.53	68.2	51.18	39.4	12.79	55.7	100	0	P	V
													V
802.11a CH 116 5580MHz		11160	49.3	-24.7	74	55.14	40.3	10.3	56.44	100	0	P	H
		16740	48.02	-20.18	68.2	51.48	39.69	12.74	55.89	100	0	P	H
													H
													H
		11160	57.79	-16.21	74	63.63	40.3	10.3	56.44	100	196	P	V
		11160	47.82	-6.18	54	53.66	40.3	10.3	56.44	100	196	A	V
		16740	47.34	-20.86	68.2	50.8	39.69	12.74	55.89	100	0	P	V
													V
802.11a CH 140 5700MHz		11400	55.19	-18.81	74	61.09	40.02	10.42	56.34	100	128	P	H
		11400	44.93	-9.07	54	50.83	40.02	10.42	56.34	100	128	A	H
		17100	49.69	-18.51	68.2	52.83	40.36	12.8	56.3	100	0	P	H
													H
		11400	57.81	-16.19	74	63.71	40.02	10.42	56.34	100	157	P	V
		11400	47.67	-6.33	54	53.57	40.02	10.42	56.34	100	157	A	V
		17100	50.99	-17.21	68.2	54.13	40.36	12.8	56.3	100	0	P	V
													V
Remark	5. No other spurious found. 6. All results are PASS against Peak and Average limit line.												

Band 3 - 5470~5725MHz

WIFI 802.11ac VHT20 (Band Edge @ 3m)

WIFI Ant. 1+2	Note	Frequency (MHz)	Level (dBμV/m)	Over Limit (dB)	Limit Line (dBμV/m)	Read Level (dBμV)	Antenna Factor (dB/m)	Path Loss (dB)	Preamp Factor (dB)	Ant Pos (cm)	Table Pos (deg)	Peak Avg. (P/A)	Pol. (H/V)
802.11ac VHT20 CH 100 5500MHz		5453.68	55.59	-18.41	74	47.09	31.87	6.17	29.54	100	62	P	H
		5463.92	55.69	-12.51	68.2	47.17	31.88	6.18	29.54	100	62	P	H
		5460	46.72	-7.28	54	38.21	31.87	6.18	29.54	100	62	A	H
	*	5500	117.06	-	-	108.49	31.9	6.22	29.55	100	62	P	H
	*	5500	109.55	-	-	100.98	31.9	6.22	29.55	100	62	A	H
													H
		5453.2	51.24	-22.76	74	42.74	31.87	6.17	29.54	381	31	P	V
		5469.2	52.94	-15.26	68.2	44.41	31.88	6.19	29.54	381	31	P	V
		5459.76	41.22	-12.78	54	32.71	31.87	6.18	29.54	381	31	A	V
	*	5500	110.99	-	-	102.42	31.9	6.22	29.55	381	31	P	V
	*	5500	102.59	-	-	94.02	31.9	6.22	29.55	381	31	A	V
													V
802.11ac VHT20 CH 116 5580MHz		5452.72	49.32	-24.68	74	40.82	31.87	6.17	29.54	100	72	P	H
		5468.32	49.31	-18.89	68.2	40.78	31.88	6.19	29.54	100	72	P	H
		5452.48	41.32	-12.68	54	32.82	31.87	6.17	29.54	100	72	P	H
	*	5580	116.77	-	-	108.02	32	6.3	29.55	100	72	P	H
	*	5580	109.33	-	-	100.58	32	6.3	29.55	100	72	A	H
		5761.22	50.21	-17.99	68.2	41.13	32.26	6.38	29.56	100	72	P	H
		5449.84	48.32	-25.68	74	39.82	31.87	6.17	29.54	390	252	P	V
		5462.08	48.72	-19.48	68.2	40.21	31.87	6.18	29.54	390	252	P	V
		5452.72	40.05	-13.95	54	31.55	31.87	6.17	29.54	390	252	A	V
	*	5580	112.26	-	-	103.51	32	6.3	29.55	390	252	P	V
	*	5580	104.91	-	-	96.16	32	6.3	29.55	390	252	A	V
		5729.09	50.33	-17.87	68.2	41.3	32.21	6.37	29.55	390	252	P	V

	*	5700	116.68	-	-	107.7	32.17	6.36	29.55	100	62	P	H
	*	5700	109.74	-	-	100.76	32.17	6.36	29.55	100	62	A	H
		5725	62.45	-5.75	68.2	53.42	32.21	6.37	29.55	100	62	P	H
													H
802.11ac													H
VHT20													H
CH 140	*	5700	112.63	-	-	103.65	32.17	6.36	29.55	393	252	P	V
5700MHz	*	5700	104.91	-	-	95.93	32.17	6.36	29.55	393	252	A	V
		5725.24	56.96	-11.24	68.2	47.93	32.21	6.37	29.55	393	252	P	V
													V
													V
													V
Remark	5. No other spurious found. 6. All results are PASS against Peak and Average limit line.												

Band 3 - 5470~5725MHz

WIFI 802.11ac VHT20 (Harmonic @ 3m)

WIFI Ant. 1+2	Note	Frequency (MHz)	Level (dBμV/m)	Over Limit (dB)	Limit Line (dBμV/m)	Read Level (dBμV)	Antenna Factor (dB/m)	Path Loss (dB)	Preamp Factor (dB)	Ant Pos (cm)	Table Pos (deg)	Peak Avg. (P/A)	Pol. (H/V)
802.11ac VHT20 CH 100 5500MHz		11000	49	-25	74	54.78	40.5	10.22	56.5	100	0	P	H
		16500	46.83	-21.37	68.2	50.34	39.4	12.79	55.7	100	0	P	H
													H
													H
		11000	57.98	-16.02	74	63.76	40.5	10.22	56.5	100	196	P	V
		11000	44.94	-9.06	54	50.72	40.5	10.22	56.5	100	196	A	V
		16500	47.33	-20.87	68.2	50.84	39.4	12.79	55.7	100	0	P	V
													V
802.11ac VHT20 CH 116 5580MHz		11160	55.77	-18.23	74	61.61	40.3	10.3	56.44	100	130	P	H
		11160	43.37	-10.63	54	49.21	40.3	10.3	56.44	100	130	A	H
		16740	47.3	-20.9	68.2	50.76	39.69	12.74	55.89	100	0	P	H
													H
		11160	58.47	-15.53	74	64.31	40.3	10.3	56.44	100	196	P	V
		11160	45.77	-8.23	54	51.61	40.3	10.3	56.44	100	196	A	V
		16740	49.99	-18.21	68.2	53.45	39.69	12.74	55.89	100	0	P	V
													V
802.11ac VHT20 CH 140 5700MHz		11400	49	-25	74	54.9	40.02	10.42	56.34	100	0	P	H
		17100	48.49	-19.71	68.2	51.63	40.36	12.8	56.3	100	0	P	H
													H
													H
		11400	61.13	-12.87	74	67.03	40.02	10.42	56.34	101	158	P	V
		11400	47.64	-6.36	54	53.54	40.02	10.42	56.34	101	158	A	V
		17100	48.13	-20.07	68.2	51.27	40.36	12.8	56.3	100	0	P	V
													V
Remark	5. No other spurious found. 6. All results are PASS against Peak and Average limit line.												

Band 3 - 5470~5725MHz

WIFI 802.11ac VHT40 (Band Edge @ 3m)

WIFI Ant. 1+2	Note	Frequency (MHz)	Level (dBμV/m)	Over Limit (dB)	Limit Line (dBμV/m)	Read Level (dBμV)	Antenna Factor (dB/m)	Path Loss (dB)	Preamp Factor (dB)	Ant Pos (cm)	Table Pos (deg)	Peak Avg. (P/A)	Pol. (H/V)
802.11ac VHT40 CH 102 5510MHz		5454.16	57.38	-16.62	74	48.88	31.87	6.17	29.54	100	72	P	H
		5466.4	65.51	-2.69	68.2	56.98	31.88	6.19	29.54	100	72	P	H
		5458.96	49.1	-4.9	54	40.59	31.87	6.18	29.54	100	72	A	H
	*	5510	113.43	-	-	104.85	31.9	6.23	29.55	100	72	P	H
	*	5510	105.31	-	-	96.73	31.9	6.23	29.55	100	72	A	H
		5745.155	50.91	-17.29	68.2	41.84	32.24	6.38	29.55	100	72	P	H
		5448.88	52.74	-21.26	74	44.24	31.87	6.17	29.54	400	250	P	V
		5470	56.89	-11.31	68.2	48.36	31.88	6.19	29.54	400	250	P	V
		5458.96	43.75	-10.25	54	35.24	31.87	6.18	29.54	400	250	A	V
	*	5510	108.41	-	-	99.83	31.9	6.23	29.55	400	250	P	V
	*	5510	100.33	-	-	91.75	31.9	6.23	29.55	400	250	A	V
		5728.775	49.63	-18.57	68.2	40.6	32.21	6.37	29.55	400	250	P	V
802.11ac VHT40 CH 110 5550MHz		5453.2	50.59	-23.41	74	42.09	31.87	6.17	29.54	100	63	P	H
		5468.56	53.38	-14.82	68.2	44.85	31.88	6.19	29.54	100	63	P	H
		5459.68	43.61	-10.39	54	35.1	31.87	6.18	29.54	100	63	A	H
	*	5550	115.19	-	-	106.5	31.97	6.27	29.55	100	63	P	H
	*	5550	106.34	-	-	97.65	31.97	6.27	29.55	100	63	A	H
		5730.035	50.16	-18.04	68.2	41.13	32.21	6.37	29.55	100	63	P	H
		5459.44	50.35	-23.65	74	41.84	31.87	6.18	29.54	100	236	P	V
		5466.4	51.16	-17.04	68.2	42.63	31.88	6.19	29.54	100	236	P	V
		5459.2	42.76	-11.24	54	34.25	31.87	6.18	29.54	100	236	A	V
	*	5550	110.17	-	-	101.48	31.97	6.27	29.55	100	236	P	V
	*	5550	101.42	-	-	92.73	31.97	6.27	29.55	100	236	A	V
		5741.69	49.81	-18.39	68.2	40.74	32.24	6.38	29.55	100	236	P	V

802.11ac VHT40 CH 134 5670MHz		5390.95	48.57	-25.43	74	40.15	31.83	6.12	29.53	100	73	P	H
		5464.45	47.21	-20.99	68.2	38.69	31.88	6.18	29.54	100	73	P	H
		5452.9	40.44	-13.56	54	31.94	31.87	6.17	29.54	100	73	A	H
	*	5670	115.12	-	-	106.18	32.14	6.35	29.55	100	73	P	H
	*	5670	106.72	-	-	97.78	32.14	6.35	29.55	100	73	A	H
		5734.445	59.74	-8.46	68.2	50.71	32.21	6.37	29.55	100	73	P	H
		5394.1	47.27	-26.73	74	38.85	31.83	6.12	29.53	100	233	P	V
		5467.25	47.53	-20.67	68.2	39	31.88	6.19	29.54	100	233	P	V
		5452.9	39.93	-14.07	54	31.43	31.87	6.17	29.54	100	233	A	V
	*	5670	110.35	-	-	101.41	32.14	6.35	29.55	100	233	P	V
	*	5670	102.29	-	-	93.35	32.14	6.35	29.55	100	233	A	V
		5727.2	57.17	-11.03	68.2	48.14	32.21	6.37	29.55	100	233	P	V
Remark	5. No other spurious found. 6. All results are PASS against Peak and Average limit line.												

Band 3 - 5470~5725MHz

WIFI 802.11ac VHT40 (Harmonic @ 3m)

WIFI Ant. 1+2	Note	Frequency (MHz)	Level (dBμV/m)	Over Limit (dB)	Limit Line (dBμV/m)	Read Level (dBμV)	Antenna Factor (dB/m)	Path Loss (dB)	Preamp Factor (dB)	Ant Pos (cm)	Table Pos (deg)	Peak Avg. (P/A)	Pol. (H/V)
802.11ac VHT40 CH 102 5510MHz		11020	47.44	-26.56	74	53.22	40.48	10.23	56.49	100	0	P	H
		16530	45.99	-22.21	68.2	49.48	39.44	12.79	55.72	100	0	P	H
													H
													H
		11020	47.27	-26.73	74	53.05	40.48	10.23	56.49	100	0	P	V
		16530	45.68	-22.52	68.2	49.17	39.44	12.79	55.72	100	0	P	V
													V
													V
802.11ac VHT40 CH 110 5550MHz		11100	48.01	-25.99	74	53.82	40.38	10.27	56.46	100	0	P	H
		16650	47.08	-21.12	68.2	50.54	39.59	12.77	55.82	100	0	P	H
													H
													H
		11100	49.1	-24.9	74	54.91	40.38	10.27	56.46	100	0	P	V
		16650	48.15	-20.05	68.2	51.61	39.59	12.77	55.82	100	0	P	V
													V
													V
802.11ac VHT40 CH 134 5670MHz		11340	46.93	-27.07	74	52.8	40.1	10.39	56.36	100	0	P	H
		17010	47.45	-20.75	68.2	50.81	40.06	12.7	56.12	100	0	P	H
													H
													H
		11340	48.73	-25.27	74	54.6	40.1	10.39	56.36	100	0	P	V
		17010	48.49	-19.71	68.2	51.85	40.06	12.7	56.12	100	0	P	V
													V
													V
Remark	5. No other spurious found. 6. All results are PASS against Peak and Average limit line.												

Band 3 5470~5725MHz

WIFI 802.11ac VHT80 (Band Edge @ 3m)

WIFI Ant. 1+2	Note	Frequency (MHz)	Level (dBμV/m)	Over Limit (dB)	Limit Line (dBμV/m)	Read Level (dBμV)	Antenna Factor (dB/m)	Path Loss (dB)	Preamp Factor (dB)	Ant Pos (cm)	Table Pos (deg)	Peak Avg. (P/A)	Pol. (H/V)
802.11ac VHT80 CH 106 5530MHz		5450.8	59.36	-14.64	74	50.86	31.87	6.17	29.54	100	70	P	H
		5467.36	61.84	-6.36	68.2	53.31	31.88	6.19	29.54	100	70	P	H
		5449.36	50.69	-3.31	54	42.19	31.87	6.17	29.54	100	70	A	H
	*	5530	106.44	-	-	97.82	31.92	6.25	29.55	100	70	P	H
	*	5530	99.93	-	-	91.31	31.92	6.25	29.55	100	70	A	H
		5732.24	49.9	-18.3	68.2	40.87	32.21	6.37	29.55	100	70	P	H
		5459.92	52.08	-21.92	74	43.57	31.87	6.18	29.54	114	248	P	V
		5463.28	50.92	-17.28	68.2	42.4	31.88	6.18	29.54	114	248	P	V
		5459.44	44.78	-9.22	54	36.27	31.87	6.18	29.54	114	248	A	V
	*	5530	101.95	-	-	93.33	31.92	6.25	29.55	114	248	P	V
	*	5530	93.85	-	-	85.23	31.92	6.25	29.55	114	248	A	V
		5754.92	48.94	-19.26	68.2	39.86	32.26	6.38	29.56	114	248	P	V
802.11ac VHT80 CH 122 5610MHz		5457.04	53.56	-20.44	74	45.05	31.87	6.18	29.54	100	74	P	H
		5469.76	54.15	-14.05	68.2	45.62	31.88	6.19	29.54	100	74	P	H
		5458.48	45.56	-8.44	54	37.05	31.87	6.18	29.54	100	74	A	H
	*	5610	112.51	-	-	103.7	32.04	6.32	29.55	100	74	P	H
	*	5610	103.84	-	-	95.03	32.04	6.32	29.55	100	74	A	H
		5729.405	58.22	-9.98	68.2	49.19	32.21	6.37	29.55	100	74	P	H
		5448.4	50.05	-23.95	74	41.55	31.87	6.17	29.54	100	248	P	V
		5468.56	49.76	-18.44	68.2	41.23	31.88	6.19	29.54	100	248	P	V
		5448.64	41.74	-12.26	54	33.24	31.87	6.17	29.54	100	248	A	V
	*	5610	107.48	-	-	98.67	32.04	6.32	29.55	100	248	P	V
	*	5610	98.73	-	-	89.92	32.04	6.32	29.55	100	248	A	V
		5728.46	54.15	-14.05	68.2	45.12	32.21	6.37	29.55	100	248	P	V
Remark	5. No other spurious found. 6. All results are PASS against Peak and Average limit line.												

Band 3 5470~5725MHz

WIFI 802.11ac VHT80 (Harmonic @ 3m)

WIFI Ant. 1+2	Note	Frequency (MHz)	Level (dBμV/m)	Over Limit (dB)	Limit Line (dBμV/m)	Read Level (dBμV)	Antenna Factor (dB/m)	Path Loss (dB)	Preamp Factor (dB)	Ant Pos (cm)	Table Pos (deg)	Peak Avg. (P/A)	Pol. (H/V)
802.11ac VHT80 CH 106 5530MHz		11060	46.7	-27.3	74	52.51	40.42	10.25	56.48	100	0	P	H
		16590	47.33	-20.87	68.2	50.83	39.5	12.77	55.77	100	0	P	H
													H
													H
		11060	49.09	-24.91	74	54.9	40.42	10.25	56.48	100	0	P	V
		16590	46.7	-21.5	68.2	50.2	39.5	12.77	55.77	100	0	P	V
													V
													V
802.11ac VHT80 CH 122 5610MHz		11220	46.18	-27.82	74	52.02	40.24	10.33	56.41	100	0	P	H
		16830	47.01	-21.19	68.2	50.45	39.79	12.73	55.96	100	0	P	H
													H
													H
		11220	46.24	-27.76	74	52.08	40.24	10.33	56.41	100	0	P	V
		16830	46.91	-21.29	68.2	50.35	39.79	12.73	55.96	100	0	P	V
													V
													V
Remark	5. No other spurious found. 6. All results are PASS against Peak and Average limit line.												

Band 3 - Straddle Channel

WIFI 802.11a (Band Edge @ 3m)

WIFI Ant. 1+2	Note	Frequency (MHz)	Level (dBμV/m)	Over Limit (dB)	Limit Line (dBμV/m)	Read Level (dBμV)	Antenna Factor (dB/m)	Path Loss (dB)	Preamp Factor (dB)	Ant Pos (cm)	Table Pos (deg)	Peak Avg. (P/A)	Pol. (H/V)
802.11a CH 144 5720MHz		5430.34	49.19	-24.81	74	40.72	31.86	6.15	29.54	100	60	P	H
		5460.37	48.05	-20.15	68.2	39.54	31.87	6.18	29.54	100	60	P	H
		5452.96	40.3	-13.7	54	31.8	31.87	6.17	29.54	100	60	A	H
	*	5720	116.48	-	-	107.45	32.21	6.37	29.55	100	60	P	H
	*	5720	109.08	-	-	100.05	32.21	6.37	29.55	100	60	A	H
		5932	51.57	-16.63	68.2	42.12	32.5	6.51	29.56	100	60	P	H
		5383.15	48.14	-25.86	74	39.72	31.83	6.12	29.53	395	22	P	V
		5468.17	50.01	-18.19	68.2	41.48	31.88	6.19	29.54	395	22	P	V
		5458.42	39.36	-14.64	54	30.85	31.87	6.18	29.54	395	22	A	V
	*	5720	112.04	-	-	103.01	32.21	6.37	29.55	395	22	P	V
	*	5720	104.59	-	-	95.56	32.21	6.37	29.55	395	22	A	V
		5857.25	50.08	-18.12	68.2	40.78	32.41	6.45	29.56	395	22	P	V
Remark	5. No other spurious found. 6. All results are PASS against Peak and Average limit line.												

Band 3 - Straddle Channel

WIFI 802.11a (Harmonic @ 3m)

WIFI Ant. 1+2	Note	Frequency (MHz)	Level (dBμV/m)	Over Limit (dB)	Limit Line (dBμV/m)	Read Level (dBμV)	Antenna Factor (dB/m)	Path Loss (dB)	Preamp Factor (dB)	Ant Pos (cm)	Table Pos (deg)	Peak Avg. (P/A)	Pol. (H/V)
802.11a CH 144 5720MHz		11440	44.58	-29.42	74	50.49	39.98	10.43	56.32	100	129	P	H
		11440	44.65	-9.35	54	50.56	39.98	10.43	56.32	100	129	A	H
		17160	48.9	-19.3	68.2	51.86	40.6	12.86	56.42	100	0	P	H
													H
		11440	58.22	-15.78	74	64.13	39.98	10.43	56.32	100	195	P	V
		11440	48.05	-5.95	54	53.96	39.98	10.43	56.32	100	195	A	V
		17160	49.69	-18.51	68.2	52.65	40.6	12.86	56.42	100	0	P	V
													V
Remark	5. No other spurious found. 6. All results are PASS against Peak and Average limit line.												

Band 3 - Straddle Channel

WIFI 802.11ac VHT20 (Band Edge @ 3m)

WIFI Ant. 1+2	Note	Frequency (MHz)	Level (dBμV/m)	Over Limit (dB)	Limit Line (dBμV/m)	Read Level (dBμV)	Antenna Factor (dB/m)	Path Loss (dB)	Preamp Factor (dB)	Ant Pos (cm)	Table Pos (deg)	Peak Avg. (P/A)	Pol. (H/V)
802.11ac VHT20 CH 144 5720MHz		5413.57	48.92	-25.08	74	40.47	31.85	6.13	29.53	104	60	P	H
		5468.95	47.91	-20.29	68.2	39.38	31.88	6.19	29.54	104	60	P	H
		5452.96	40.49	-13.51	54	31.99	31.87	6.17	29.54	104	60	A	H
	*	5720	117.35	-	-	108.32	32.21	6.37	29.55	104	60	P	H
	*	5720	109.83	-	-	100.8	32.21	6.37	29.55	104	60	A	H
		5903.5	52.41	-15.79	68.2	43.03	32.46	6.48	29.56	104	60	P	H
		5427.22	49.37	-24.63	74	40.91	31.85	6.15	29.54	390	252	P	V
		5464.27	48.19	-20.01	68.2	39.67	31.88	6.18	29.54	390	252	P	V
		5452.96	39.94	-14.06	54	31.44	31.87	6.17	29.54	390	252	A	V
	*	5720	112.62	-	-	103.59	32.21	6.37	29.55	390	252	P	V
	*	5720	105.13	-	-	96.1	32.21	6.37	29.55	390	252	A	V
		5897	50.43	-17.77	68.2	41.05	32.46	6.48	29.56	390	252	P	V
Remark	5. No other spurious found. 6. All results are PASS against Peak and Average limit line.												

Band 3 - Straddle Channel

WIFI 802.11ac VHT20 (Harmonic @ 3m)

WIFI Ant. 1+2	Note	Frequency (MHz)	Level (dBμV/m)	Over Limit (dB)	Limit Line (dBμV/m)	Read Level (dBμV)	Antenna Factor (dB/m)	Path Loss (dB)	Preamp Factor (dB)	Ant Pos (cm)	Table Pos (deg)	Peak Avg. (P/A)	Pol. (H/V)
802.11ac VHT20 CH 144 5720MHz		11440	48.73	-25.27	74	54.64	39.98	10.43	56.32	100	0	P	H
		17160	48.35	-19.85	68.2	51.31	40.6	12.86	56.42	100	0	P	H
													H
													H
		11440	61.89	-12.11	74	67.8	39.98	10.43	56.32	100	158	P	V
		11440	48.8	-5.2	54	54.71	39.98	10.43	56.32	100	158	A	V
		17160	48.02	-20.18	68.2	50.98	40.6	12.86	56.42	100	0	P	V
													V
Remark	5. No other spurious found. 6. All results are PASS against Peak and Average limit line.												

Band 3 - Straddle Channel

WIFI 802.11ac VHT40 (Band Edge @ 3m)

WIFI Ant. 1+2	Note	Frequency (MHz)	Level (dBμV/m)	Over Limit (dB)	Limit Line (dBμV/m)	Read Level (dBμV)	Antenna Factor (dB/m)	Path Loss (dB)	Preamp Factor (dB)	Ant Pos (cm)	Table Pos (deg)	Peak Avg. (P/A)	Pol. (H/V)
802.11ac VHT40 CH 142 5710MHz		5389.39	47.73	-26.27	74	39.31	31.83	6.12	29.53	101	63	P	H
		5466.61	47.8	-20.4	68.2	39.27	31.88	6.19	29.54	101	63	P	H
		5452.96	40.46	-13.54	54	31.96	31.87	6.17	29.54	101	63	A	H
	*	5710	114.55	-	-	105.55	32.19	6.36	29.55	101	63	P	H
	*	5710	107.14	-	-	98.14	32.19	6.36	29.55	101	63	A	H
		5859.5	50.32	-17.88	68.2	41.02	32.41	6.45	29.56	101	63	P	H
		5434.24	47.6	-26.4	74	39.13	31.86	6.15	29.54	100	236	P	V
		5470	46.51	-21.69	68.2	37.98	31.88	6.19	29.54	100	236	P	V
		5455.3	39.94	-14.06	54	31.43	31.87	6.18	29.54	100	236	A	V
	*	5710	109.78	-	-	100.78	32.19	6.36	29.55	100	236	P	V
	*	5710	102.07	-	-	93.07	32.19	6.36	29.55	100	236	A	V
		5850.25	50.4	-17.8	68.2	41.14	32.38	6.44	29.56	100	236	P	V
Remark	5. No other spurious found. 6. All results are PASS against Peak and Average limit line.												

Band 3 - Straddle Channel

WIFI 802.11ac VHT40 (Harmonic @ 3m)

WIFI Ant. 1+2	Note	Frequency (MHz)	Level (dBμV/m)	Over Limit (dB)	Limit Line (dBμV/m)	Read Level (dBμV)	Antenna Factor (dB/m)	Path Loss (dB)	Preamp Factor (dB)	Ant Pos (cm)	Table Pos (deg)	Peak Avg. (P/A)	Pol. (H/V)
802.11ac VHT40 CH 142 5710MHz		11420	47.01	-26.99	74	52.92	40	10.42	56.33	100	0	P	H
		17130	48.23	-19.97	68.2	51.27	40.48	12.84	56.36	100	0	P	H
													H
													H
		11420	47.67	-26.33	74	53.58	40	10.42	56.33	100	0	P	V
		17130	47.74	-20.46	68.2	50.78	40.48	12.84	56.36	100	0	P	V
													V
													V
Remark	5. No other spurious found. 6. All results are PASS against Peak and Average limit line.												

Band 3 - Straddle Channel

WIFI 802.11ac VHT80 (Band Edge @ 3m)

WIFI Ant. 1+2	Note	Frequency (MHz)	Level (dBμV/m)	Over Limit (dB)	Limit Line (dBμV/m)	Read Level (dBμV)	Antenna Factor (dB/m)	Path Loss (dB)	Preamp Factor (dB)	Ant Pos (cm)	Table Pos (deg)	Peak Avg. (P/A)	Pol. (H/V)
802.11ac VHT80 CH 138 5690MHz		5435.41	48.4	-25.6	74	39.92	31.86	6.16	29.54	100	62	P	H
		5468.56	47.96	-20.24	68.2	39.43	31.88	6.19	29.54	100	62	P	H
		5452.57	40.66	-13.34	54	32.16	31.87	6.17	29.54	100	62	A	H
	*	5690	111.38	-	-	102.4	32.17	6.36	29.55	100	62	P	H
	*	5690	103.95	-	-	94.97	32.17	6.36	29.55	100	62	A	H
		5859.1	51.79	-16.41	68.2	42.49	32.41	6.45	29.56	100	62	P	H
		5457.25	48.85	-25.15	74	40.34	31.87	6.18	29.54	100	239	P	V
		5459.98	46.94	-27.06	74	38.43	31.87	6.18	29.54	100	239	P	V
		5452.96	39.88	-14.12	54	31.38	31.87	6.17	29.54	100	239	A	V
	*	5690	106.13	-	-	97.15	32.17	6.36	29.55	100	239	P	V
	*	5690	98.76	-	-	89.78	32.17	6.36	29.55	100	239	A	V
		5902.3	48.89	-19.31	68.2	39.51	32.46	6.48	29.56	100	239	P	V
Remark	5. No other spurious found. 6. All results are PASS against Peak and Average limit line.												

Band 3 - Straddle Channel

WIFI 802.11ac VHT80 (Harmonic @ 3m)

WIFI Ant. 1+2	Note	Frequency (MHz)	Level (dBμV/m)	Over Limit (dB)	Limit Line (dBμV/m)	Read Level (dBμV)	Antenna Factor (dB/m)	Path Loss (dB)	Preamp Factor (dB)	Ant Pos (cm)	Table Pos (deg)	Peak Avg. (P/A)	Pol. (H/V)
802.11ac VHT80 CH 138 5690MHz		11380	47.16	-26.84	74	53.06	40.04	10.41	56.35	100	0	P	H
		17070	47.12	-21.08	68.2	50.35	40.24	12.77	56.24	100	0	P	H
													H
													H
		11380	46.27	-27.73	74	52.17	40.04	10.41	56.35	100	0	P	V
		17070	48.21	-19.99	68.2	51.44	40.24	12.77	56.24	100	0	P	V
													V
													V
Remark	5. No other spurious found. 6. All results are PASS against Peak and Average limit line.												

Emission below 1GHz

WIFI 802.11ac VHT80 (LF @ 3m)

WIFI Ant. 1+2	Note	Frequency (MHz)	Level (dBμV/m)	Over Limit (dB)	Limit Line (dBμV/m)	Read Level (dBμV)	Antenna Factor (dB/m)	Path Loss (dB)	Preamp Factor (dB)	Ant Pos (cm)	Table Pos (deg)	Peak Avg. (P/A)	Pol. (H/V)
802.11ac VHT80 LF		30.97	23.42	-16.58	40	30.94	24.31	0.46	32.29			P	H
		108.57	27.71	-15.79	43.5	42.62	16.41	0.88	32.2			P	H
		124.09	32.88	-10.62	43.5	46.91	17.2	0.96	32.19			P	H
		134.76	29.69	-13.81	43.5	43.58	17.3	1	32.19			P	H
		745.86	38.88	-7.12	46	40.75	27.8	2.33	32	100	0	P	H
		959.26	33.77	-12.23	46	31.31	30.69	2.68	30.91			P	H
													H
													H
													H
													H
													H
													H
		30.97	33.91	-6.09	40	41.43	24.31	0.46	32.29	100	0	P	V
		46.49	33.5	-6.5	40	49.45	15.81	0.53	32.29			P	V
		125.06	29.19	-14.31	43.5	43.21	17.2	0.97	32.19			P	V
		730.34	37.22	-8.78	46	39.64	27.31	2.3	32.03			P	V
		741.01	34.87	-11.13	46	36.84	27.72	2.32	32.01			P	V
		745.86	35.63	-10.37	46	37.5	27.8	2.33	32			P	V
													V
													V
													V
													V
													V
													V
Remark	3. No other spurious found. 4. All results are PASS against limit line.												

<TXBF Mode>

Band 1 - 5150~5250MHz

WIFI 802.11ac VHT20 (Band Edge @ 3m)

WIFI Ant.	Note	Frequency	Level	Over Limit	Limit Line	Read Level	Antenna Factor	Path Loss	Preamp Factor	Ant Pos	Table Pos	Peak Avg.	Pol.
1+2		(MHz)	(dBμV/m)	(dB)	(dBμV/m)	(dBμV)	(dB/m)	(dB)	(dB)	(cm)	(deg)	(P/A)	(H/V)
802.11ac VHT20 CH 36 5180MHz		5147.16	65.13	-8.87	74	56.85	31.69	6.08	29.49	100	266	P	H
		5150	47.73	-6.27	54	39.45	31.69	6.08	29.49	100	266	A	H
	*	5180	115.03	-	-	106.71	31.71	6.1	29.49	100	266	P	H
	*	5180	105.96	-	-	97.64	31.71	6.1	29.49	100	266	A	H
													H
													H
		5149.24	59.28	-14.72	74	51	31.69	6.08	29.49	395	240	P	V
		5150	43.25	-10.75	54	34.97	31.69	6.08	29.49	395	240	A	V
	*	5180	109.03	-	-	100.71	31.71	6.1	29.49	395	240	P	V
	*	5180	100.85	-	-	92.53	31.71	6.1	29.49	395	240	A	V
													V
													V
802.11ac VHT20 CH 44 5220MHz		5146.12	55.22	-18.78	74	46.94	31.69	6.08	29.49	100	265	P	H
		5149.5	41.56	-12.44	54	33.28	31.69	6.08	29.49	100	265	A	H
	*	5220	115.23	-	-	106.89	31.73	6.11	29.5	100	265	P	H
	*	5220	105.75	-	-	97.41	31.73	6.11	29.5	100	265	A	H
		5393.64	51.79	-22.21	74	43.37	31.83	6.12	29.53	100	265	P	H
		5452.72	40.85	-13.15	54	32.35	31.87	6.17	29.54	100	265	A	H
		5147.94	49.69	-24.31	74	41.41	31.69	6.08	29.49	100	343	P	V
		5149.5	39.39	-14.61	54	31.11	31.69	6.08	29.49	100	343	A	V
	*	5220	107.69	-	-	99.35	31.73	6.11	29.5	100	343	P	V
	*	5220	99.25	-	-	90.91	31.73	6.11	29.5	100	343	A	V
		5459.72	48.86	-25.14	74	40.35	31.87	6.18	29.54	100	343	P	V
		5459.16	38.74	-15.26	54	30.23	31.87	6.18	29.54	100	343	A	V

802.11ac VHT20 CH 48 5240MHz		5093.6	50.61	-23.39	74	42.38	31.66	6.05	29.48	100	260	P	H
		5145.6	40.32	-13.68	54	32.04	31.69	6.08	29.49	100	260	A	H
	*	5240	115.41	-	-	107.06	31.74	6.11	29.5	100	260	P	H
	*	5240	98.01	-	-	89.66	31.74	6.11	29.5	100	260	A	H
		5360.04	55.02	-18.98	74	46.61	31.81	6.12	29.52	100	260	P	H
		5350	40.87	-13.13	54	32.46	31.81	6.12	29.52	100	260	A	H
		5068.12	49.94	-24.06	74	41.73	31.64	6.04	29.47	378	243	P	V
		5088.4	39.29	-14.71	54	31.07	31.65	6.05	29.48	378	243	A	V
	*	5240	110.7	-	-	102.35	31.74	6.11	29.5	378	243	P	V
	*	5240	101.45	-	-	93.1	31.74	6.11	29.5	378	243	A	V
		5458.04	48.86	-25.14	74	40.35	31.87	6.18	29.54	378	243	P	V
		5453	38.93	-15.07	54	30.43	31.87	6.17	29.54	378	243	A	V
Remark	7. No other spurious found. 8. All results are PASS against Peak and Average limit line.												

Band 1 5150~5250MHz

WIFI 802.11ac VHT20 (Harmonic @ 3m)

WIFI Ant. 1+2	Note	Frequency (MHz)	Level (dBμV/m)	Over Limit (dB)	Limit Line (dBμV/m)	Read Level (dBμV)	Antenna Factor (dB/m)	Path Loss (dB)	Preamp Factor (dB)	Ant Pos (cm)	Table Pos (deg)	Peak Avg. (P/A)	Pol. (H/V)
802.11ac VHT20 CH 36 5180MHz		10360	49.34	-18.86	68.2	56.63	39.76	9.91	56.96	100	0	P	H
		15540	44.85	-29.15	74	50.23	38.62	12.65	56.65	100	0	P	H
													H
													H
		10360	49.94	-18.26	68.2	57.23	39.76	9.91	56.96	100	0	P	V
		15540	44.96	-29.04	74	50.34	38.62	12.65	56.65	100	0	P	V
													V
													V
802.11ac VHT20 CH 44 5220MHz		10440	46.97	-21.23	68.2	54.06	39.88	9.95	56.92	100	0	P	H
		15660	45.35	-28.65	74	50.81	38.33	12.72	56.51	100	0	P	H
													H
													H
		10440	47.92	-20.28	68.2	55.01	39.88	9.95	56.92	100	0	P	V
		15660	44.27	-29.73	74	49.73	38.33	12.72	56.51	100	0	P	V
													V
													V
802.11ac VHT20 CH 48 5240MHz		10480	48.71	-19.49	68.2	55.68	39.97	9.97	56.91	100	0	P	H
		15720	45.5	-28.5	74	51.04	38.16	12.74	56.44	100	0	P	H
													H
													H
		10480	47.44	-20.76	68.2	54.41	39.97	9.97	56.91	100	0	P	V
		15720	45.08	-28.92	74	50.62	38.16	12.74	56.44	100	0	P	V
													V
													V
Remark	7. No other spurious found. 8. All results are PASS against Peak and Average limit line.												

Band 1 5150~5250MHz

WIFI 802.11ac VHT40 (Band Edge @ 3m)

WIFI Ant. 1+2	Note	Frequency (MHz)	Level (dBμV/m)	Over Limit (dB)	Limit Line (dBμV/m)	Read Level (dBμV)	Antenna Factor (dB/m)	Path Loss (dB)	Preamp Factor (dB)	Ant Pos (cm)	Table Pos (deg)	Peak Avg. (P/A)	Pol. (H/V)
802.11ac VHT40 CH 38 5190MHz		5149.76	64.72	-9.28	74	56.44	31.69	6.08	29.49	100	256	P	H
		5150	52.43	-1.57	54	44.15	31.69	6.08	29.49	100	256	A	H
	*	5190	109.63	-	-	101.31	31.71	6.1	29.49	100	256	P	H
	*	5190	100.96	-	-	92.64	31.71	6.1	29.49	100	256	A	H
		5355.56	50.15	-23.85	74	41.74	31.81	6.12	29.52	100	256	P	H
		5453	39.75	-14.25	54	31.25	31.87	6.17	29.54	100	256	A	H
		5146.9	61.23	-12.77	74	52.95	31.69	6.08	29.49	100	235	P	V
		5150	48.46	-5.54	54	40.18	31.69	6.08	29.49	100	235	A	V
	*	5190	103.17	-	-	94.85	31.71	6.1	29.49	100	235	P	V
	*	5190	93.54	-	-	85.22	31.71	6.1	29.49	100	235	A	V
		5383.28	49.21	-24.79	74	40.79	31.83	6.12	29.53	100	235	P	V
		5452.72	39.04	-14.96	54	30.54	31.87	6.17	29.54	100	235	A	V
802.11ac VHT40 CH 46 5230MHz		5150	56.54	-17.46	74	48.26	31.69	6.08	29.49	100	84	P	H
		5150	45.09	-8.91	54	36.81	31.69	6.08	29.49	100	84	A	H
	*	5230	112.31	-	-	103.96	31.74	6.11	29.5	100	84	P	H
	*	5230	103.29	-	-	94.94	31.74	6.11	29.5	100	84	A	H
		5350.24	54.67	-19.33	74	46.26	31.81	6.12	29.52	100	84	P	H
		5350.24	40.93	-13.07	54	32.52	31.81	6.12	29.52	100	84	A	H
		5138.58	51.82	-22.18	74	43.54	31.68	6.08	29.48	400	250	P	V
		5150	41.06	-12.94	54	32.78	31.69	6.08	29.49	400	250	A	V
	*	5230	108.4	-	-	100.05	31.74	6.11	29.5	400	250	P	V
	*	5230	99.5	-	-	91.15	31.74	6.11	29.5	400	250	A	V
		5352.2	50.63	-23.37	74	42.22	31.81	6.12	29.52	400	250	P	V
		5350	39.13	-14.87	54	30.72	31.81	6.12	29.52	400	250	A	V
Remark	7. No other spurious found. 8. All results are PASS against Peak and Average limit line.												

Band 1 5150~5250MHz

WIFI 802.11ac VHT40 (Harmonic @ 3m)

WIFI Ant. 1+2	Note	Frequency (MHz)	Level (dBμV/m)	Over Limit (dB)	Limit Line (dBμV/m)	Read Level (dBμV)	Antenna Factor (dB/m)	Path Loss (dB)	Preamp Factor (dB)	Ant Pos (cm)	Table Pos (deg)	Peak Avg. (P/A)	Pol. (H/V)
802.11ac VHT40 CH 38 5190MHz		10380	45.9	-22.3	68.2	53.14	39.79	9.92	56.95	100	0	P	H
		15570	45.52	-28.48	74	50.95	38.53	12.66	56.62	100	0	P	H
													H
													H
		10380	46.8	-21.4	68.2	54.04	39.79	9.92	56.95	100	0	P	V
		15570	44.35	-29.65	74	49.78	38.53	12.66	56.62	100	0	P	V
													V
													V
802.11ac VHT40 CH 46 5230MHz		10460	46.91	-21.29	68.2	53.96	39.91	9.96	56.92	100	0	P	H
		15690	44.07	-29.93	74	49.58	38.24	12.72	56.47	100	0	P	H
													H
													H
		10460	46.6	-21.6	68.2	53.65	39.91	9.96	56.92	100	0	P	V
		15690	43.48	-30.52	74	48.99	38.24	12.72	56.47	100	0	P	V
													V
													V
Remark	7. No other spurious found. 8. All results are PASS against Peak and Average limit line.												

Band 1 5150~5250MHz

WIFI 802.11ac VHT80 (Band Edge @ 3m)

WIFI Ant. 1+2	Note	Frequency (MHz)	Level (dBμV/m)	Over Limit (dB)	Limit Line (dBμV/m)	Read Level (dBμV)	Antenna Factor (dB/m)	Path Loss (dB)	Preamp Factor (dB)	Ant Pos (cm)	Table Pos (deg)	Peak Avg. (P/A)	Pol. (H/V)
802.11ac VHT80 CH 42 5210MHz		5148.72	62.51	-11.49	74	54.23	31.69	6.08	29.49	100	257	P	H
		5149.24	52.46	-1.54	54	44.18	31.69	6.08	29.49	100	257	A	H
	*	5210	107.11	-	-	98.77	31.73	6.11	29.5	100	257	P	H
	*	5210	97.65	-	-	89.31	31.73	6.11	29.5	100	257	A	H
		5359.48	51.38	-22.62	74	42.97	31.81	6.12	29.52	100	257	P	H
		5350	41.73	-12.27	54	33.32	31.81	6.12	29.52	100	257	A	H
		5147.94	57.59	-16.41	74	49.31	31.69	6.08	29.49	389	241	P	V
		5148.98	47.67	-6.33	54	39.39	31.69	6.08	29.49	389	241	A	V
	*	5210	102.34	-	-	94	31.73	6.11	29.5	389	241	P	V
	*	5210	94.04	-	-	85.7	31.73	6.11	29.5	389	241	A	V
		5456.64	48.73	-25.27	74	40.22	31.87	6.18	29.54	389	241	P	V
		5350	39.58	-14.42	54	31.17	31.81	6.12	29.52	389	241	A	V
Remark	7. No other spurious found. 8. All results are PASS against Peak and Average limit line.												

Band 1 5150~5250MHz

WIFI 802.11ac VHT80 (Harmonic @ 3m)

WIFI Ant. 1+2	Note	Frequency (MHz)	Level (dBμV/m)	Over Limit (dB)	Limit Line (dBμV/m)	Read Level (dBμV)	Antenna Factor (dB/m)	Path Loss (dB)	Preamp Factor (dB)	Ant Pos (cm)	Table Pos (deg)	Peak Avg. (P/A)	Pol. (H/V)
802.11ac VHT80 CH 42 5210MHz		10420	46.33	-21.87	68.2	53.47	39.85	9.94	56.93	100	0	P	H
		15630	45.75	-28.25	74	51.22	38.37	12.7	56.54	100	0	P	H
													H
													H
		10420	47.04	-21.16	68.2	54.18	39.85	9.94	56.93	100	0	P	V
		15630	46.4	-27.6	74	51.87	38.37	12.7	56.54	100	0	P	V
													V
													V
Remark	7. No other spurious found. 8. All results are PASS against Peak and Average limit line.												

Band 2 - 5250~5350MHz

WIFI 802.11ac VHT20 (Band Edge @ 3m)

WIFI Ant. 1+2	Note	Frequency (MHz)	Level (dBμV/m)	Over Limit (dB)	Limit Line (dBμV/m)	Read Level (dBμV)	Antenna Factor (dB/m)	Path Loss (dB)	Preamp Factor (dB)	Ant Pos (cm)	Table Pos (deg)	Peak Avg. (P/A)	Pol. (H/V)
802.11ac VHT20 CH 52 5260MHz		5111.52	50.18	-23.82	74	41.93	31.67	6.06	29.48	104	268	P	H
		5145.52	39.53	-14.47	54	31.25	31.69	6.08	29.49	104	268	A	H
	*	5260	114.26	-	-	105.9	31.76	6.11	29.51	104	268	P	H
	*	5260	104.69	-	-	96.33	31.76	6.11	29.51	104	268	A	H
		5354.88	56.31	-17.69	74	47.9	31.81	6.12	29.52	104	268	P	H
		5350.8	40.95	-13.05	54	32.54	31.81	6.12	29.52	104	268	A	H
		5140.76	49.8	-24.2	74	41.52	31.69	6.08	29.49	400	248	P	V
		5070.38	39.17	-14.83	54	30.96	31.64	6.04	29.47	400	248	A	V
	*	5260	108.5	-	-	100.14	31.76	6.11	29.51	400	248	P	V
	*	5260	99.38	-	-	91.02	31.76	6.11	29.51	400	248	A	V
		5414.88	49.56	-24.44	74	41.11	31.85	6.13	29.53	400	248	P	V
		5452.8	39.41	-14.59	54	30.91	31.87	6.17	29.54	400	248	A	V
802.11ac VHT20 CH 60 5300MHz		5077.86	49.93	-24.07	74	41.71	31.65	6.04	29.47	100	267	P	H
		5145.52	39.45	-14.55	54	31.17	31.69	6.08	29.49	100	267	A	H
	*	5300	112.57	-	-	104.19	31.78	6.11	29.51	100	267	P	H
	*	5300	103.7	-	-	95.32	31.78	6.11	29.51	100	267	A	H
		5358	61.82	-12.18	74	53.41	31.81	6.12	29.52	100	267	P	H
		5350.56	45.32	-8.68	54	36.91	31.81	6.12	29.52	100	267	A	H
		5006.8	50.94	-23.06	74	42.79	31.61	6	29.46	397	247	P	V
		5042.5	39.17	-14.83	54	30.99	31.63	6.02	29.47	397	247	A	V
	*	5300	108.33	-	-	99.95	31.78	6.11	29.51	397	247	P	V
	*	5300	99.53	-	-	91.15	31.78	6.11	29.51	397	247	A	V
		5351.28	57.92	-16.08	74	49.51	31.81	6.12	29.52	397	247	P	V
		5350.8	41.26	-12.74	54	32.85	31.81	6.12	29.52	397	247	A	V

802.11ac VHT20 CH 64 5320MHz	*	5320	114.76	-	-	106.37	31.79	6.12	29.52	126	265	P	H
	*	5320	105.91	-	-	97.52	31.79	6.12	29.52	126	265	A	H
		5361.12	64.48	-9.52	74	56.07	31.82	6.12	29.53	126	265	P	H
		5350.08	47.22	-6.78	54	38.81	31.81	6.12	29.52	126	265	A	H
		5060.52	49.86	-24.14	74	41.66	31.64	6.03	29.47	374	248	P	V
													H
		5071.74	39.16	-14.84	54	30.94	31.65	6.04	29.47	374	248	A	V
	*	5320	109.59	-	-	101.2	31.79	6.12	29.52	374	248	P	V
	*	5320	101.3	-	-	92.91	31.79	6.12	29.52	374	248	A	V
		5350.8	60.4	-13.6	74	51.99	31.81	6.12	29.52	374	248	P	V
		5350.08	42.51	-11.49	54	34.1	31.81	6.12	29.52	374	248	A	V
													V
Remark	7. No other spurious found. 8. All results are PASS against Peak and Average limit line.												

Band 2 5250~5350MHz

WIFI 802.11ac VHT20 (Harmonic @ 3m)

WIFI Ant. 1+2	Note	Frequency (MHz)	Level (dBμV/m)	Over Limit (dB)	Limit Line (dBμV/m)	Read Level (dBμV)	Antenna Factor (dB/m)	Path Loss (dB)	Preamp Factor (dB)	Ant Pos (cm)	Table Pos (deg)	Peak Avg. (P/A)	Pol. (H/V)
802.11ac VHT20 CH 52 5260MHz		10520	47.93	-20.27	68.2	54.79	40.02	10	56.88	100	0	P	H
		15780	44.44	-29.56	74	49.98	38.04	12.78	56.36	100	0	P	H
													H
													H
		10520	47.13	-21.07	68.2	53.99	40.02	10	56.88	100	0	P	V
		15780	44.79	-29.21	74	50.33	38.04	12.78	56.36	100	0	P	V
													V
													V
802.11ac VHT20 CH 60 5300MHz		10600	46.93	-27.07	74	53.61	40.1	10.04	56.82	100	0	P	H
		15900	45.01	-28.99	74	50.64	37.75	12.84	56.22	100	0	P	H
													H
													H
		10600	46.91	-27.09	74	53.59	40.1	10.04	56.82	100	0	P	V
		15900	45.69	-28.31	74	51.32	37.75	12.84	56.22	100	0	P	V
													V
													V
802.11ac VHT20 CH 64 5320MHz		10640	47.68	-26.32	74	54.28	40.14	10.05	56.79	100	0	P	H
		15960	44.34	-29.66	74	50.04	37.58	12.87	56.15	100	0	P	H
													H
													H
		10640	47.41	-26.59	74	54.01	40.14	10.05	56.79	100	0	P	V
		15960	45.08	-28.92	74	50.78	37.58	12.87	56.15	100	0	P	V
													V
													V
Remark	7. No other spurious found. 8. All results are PASS against Peak and Average limit line.												

Band 2 5250~5350MHz

WIFI 802.11ac VHT40 (Band Edge @ 3m)

WIFI Ant. 1+2	Note	Frequency (MHz)	Level (dBμV/m)	Over Limit (dB)	Limit Line (dBμV/m)	Read Level (dBμV)	Antenna Factor (dB/m)	Path Loss (dB)	Preamp Factor (dB)	Ant Pos (cm)	Table Pos (deg)	Peak Avg. (P/A)	Pol. (H/V)
802.11ac VHT40 CH 54 5270MHz		5091.12	49.54	-24.46	74	41.31	31.66	6.05	29.48	118	263	P	H
		5145.86	39.56	-14.44	54	31.28	31.69	6.08	29.49	118	263	A	H
	*	5270	110.62	-	-	102.26	31.76	6.11	29.51	118	263	P	H
	*	5270	102.33	-	-	93.97	31.76	6.11	29.51	118	263	A	H
		5350.8	57.49	-16.51	74	49.08	31.81	6.12	29.52	118	263	P	H
		5350.32	43.45	-10.55	54	35.04	31.81	6.12	29.52	118	263	A	H
		5122.4	49.87	-24.13	74	41.61	31.67	6.07	29.48	400	248	P	V
		5049.3	39.18	-14.82	54	30.99	31.63	6.03	29.47	400	248	A	V
	*	5270	105.56	-	-	97.2	31.76	6.11	29.51	400	248	P	V
	*	5270	96.78	-	-	88.42	31.76	6.11	29.51	400	248	A	V
		5355.84	55.19	-18.81	74	46.78	31.81	6.12	29.52	400	248	P	V
		5350.32	40.13	-13.87	54	31.72	31.81	6.12	29.52	400	248	A	V
802.11ac VHT40 CH 62 5310MHz		5071.74	50.46	-23.54	74	42.24	31.65	6.04	29.47	100	259	P	H
		5145.52	39.6	-14.4	54	31.32	31.69	6.08	29.49	100	259	A	H
	*	5310	109.16	-	-	100.77	31.79	6.12	29.52	100	259	P	H
	*	5310	100.86	-	-	92.47	31.79	6.12	29.52	100	259	A	H
		5351.52	62.96	-11.04	74	54.55	31.81	6.12	29.52	100	259	P	H
		5350.08	52.21	-1.79	54	43.8	31.81	6.12	29.52	100	259	A	H
		5096.56	50.43	-23.57	74	42.2	31.66	6.05	29.48	352	244	P	V
		5057.12	39.25	-14.75	54	31.05	31.64	6.03	29.47	352	244	A	V
	*	5310	103.77	-	-	95.38	31.79	6.12	29.52	352	244	P	V
	*	5310	95	-	-	86.61	31.79	6.12	29.52	352	244	A	V
		5356.32	59.7	-14.3	74	51.29	31.81	6.12	29.52	352	244	P	V
		5350.08	46.44	-7.56	54	38.03	31.81	6.12	29.52	352	244	A	V
Remark	7. No other spurious found. 8. All results are PASS against Peak and Average limit line.												

Band 2 5250~5350MHz

WIFI 802.11ac VHT40 (Harmonic @ 3m)

WIFI Ant. 1+2	Note	Frequency (MHz)	Level (dBμV/m)	Over Limit (dB)	Limit Line (dBμV/m)	Read Level (dBμV)	Antenna Factor (dB/m)	Path Loss (dB)	Preamp Factor (dB)	Ant Pos (cm)	Table Pos (deg)	Peak Avg. (P/A)	Pol. (H/V)
802.11ac VHT40 CH 54 5270MHz		10540	46.05	-22.15	68.2	52.88	40.03	10.01	56.87	100	0	P	H
		15810	46.1	-27.9	74	51.67	37.96	12.8	56.33	100	0	P	H
													H
													H
		10540	47.15	-21.05	68.2	53.98	40.03	10.01	56.87	100	0	P	V
		15810	43.82	-30.18	74	49.39	37.96	12.8	56.33	100	0	P	V
													V
													V
802.11ac VHT40 CH 62 5310MHz		10620	46.54	-27.46	74	53.18	40.12	10.04	56.8	100	0	P	H
		15930	45.36	-28.64	74	51.01	37.67	12.86	56.18	100	0	P	H
													H
													H
		10620	46.53	-27.47	74	53.17	40.12	10.04	56.8	100	0	P	V
		15930	45.5	-28.5	74	51.15	37.67	12.86	56.18	100	0	P	V
													V
													V
Remark	7. No other spurious found. 8. All results are PASS against Peak and Average limit line.												

Band 2 5250~5350MHz

WIFI 802.11ac VHT80 (Band Edge @ 3m)

WIFI Ant. 1+2	Note	Frequency (MHz)	Level (dBμV/m)	Over Limit (dB)	Limit Line (dBμV/m)	Read Level (dBμV)	Antenna Factor (dB/m)	Path Loss (dB)	Preamp Factor (dB)	Ant Pos (cm)	Table Pos (deg)	Peak Avg. (P/A)	Pol. (H/V)
802.11ac VHT80 CH 58 5290MHz		5095.2	49.24	-24.76	74	41.01	31.66	6.05	29.48	100	266	P	H
		5145.52	39.36	-14.64	54	31.08	31.69	6.08	29.49	100	266	A	H
	*	5290	104.89	-	-	96.52	31.77	6.11	29.51	100	266	P	H
	*	5290	95.97	-	-	87.6	31.77	6.11	29.51	100	266	A	H
		5353.44	63.86	-10.14	74	55.45	31.81	6.12	29.52	100	266	P	H
		5350.08	52.51	-1.49	54	44.1	31.81	6.12	29.52	100	266	A	H
		5028.9	49.64	-24.36	74	41.47	31.62	6.02	29.47	393	241	P	V
		5032.64	39.03	-14.97	54	30.86	31.62	6.02	29.47	393	241	A	V
	*	5290	100.89	-	-	92.52	31.77	6.11	29.51	393	241	P	V
	*	5290	91.85	-	-	83.48	31.77	6.11	29.51	393	241	A	V
		5351.52	56.69	-17.31	74	48.28	31.81	6.12	29.52	393	241	P	V
		5350.08	46.97	-7.03	54	38.56	31.81	6.12	29.52	393	241	A	V
Remark	7. No other spurious found. 8. All results are PASS against Peak and Average limit line.												

Band 2 5250~5350MHz

WIFI 802.11ac VHT80 (Harmonic @ 3m)

WIFI Ant. 1+2	Note	Frequency (MHz)	Level (dBμV/m)	Over Limit (dB)	Limit Line (dBμV/m)	Read Level (dBμV)	Antenna Factor (dB/m)	Path Loss (dB)	Preamp Factor (dB)	Ant Pos (cm)	Table Pos (deg)	Peak Avg. (P/A)	Pol. (H/V)
802.11ac VHT80 CH 58 5290MHz		10580	47.43	-20.77	68.2	54.15	40.09	10.03	56.84	100	0	P	H
		15870	45.38	-28.62	74	51.03	37.79	12.82	56.26	100	0	P	H
													H
													H
		10580	48.13	-20.07	68.2	54.85	40.09	10.03	56.84	100	0	P	V
		15870	45.98	-28.02	74	51.63	37.79	12.82	56.26	100	0	P	V
													V
													V
Remark	7. No other spurious found. 8. All results are PASS against Peak and Average limit line.												

Band 3 - 5470~5725MHz

WIFI 802.11ac VHT20 (Band Edge @ 3m)

WIFI Ant. 1+2	Note	Frequency (MHz)	Level (dBμV/m)	Over Limit (dB)	Limit Line (dBμV/m)	Read Level (dBμV)	Antenna Factor (dB/m)	Path Loss (dB)	Preamp Factor (dB)	Ant Pos (cm)	Table Pos (deg)	Peak Avg. (P/A)	Pol. (H/V)
802.11ac VHT20 CH 100 5500MHz		5458.8	62.9	-11.1	74	54.39	31.87	6.18	29.54	100	266	P	H
		5467.12	63.96	-4.24	68.2	55.43	31.88	6.19	29.54	100	266	P	H
		5459.76	43.67	-10.33	54	35.16	31.87	6.18	29.54	10	266	A	H
	*	5500	114.75	-	-	106.18	31.9	6.22	29.55	100	266	P	H
	*	5500	105.8	-	-	97.23	31.9	6.22	29.55	100	266	A	H
													H
		5459.76	63.24	-10.76	74	54.73	31.87	6.18	29.54	387	240	P	V
		5469.84	64.47	-3.73	68.2	55.94	31.88	6.19	29.54	387	240	P	V
		5460	42.09	-11.91	54	33.58	31.87	6.18	29.54	387	240	A	V
	*	5500	111.53	-	-	102.96	31.9	6.22	29.55	387	240	P	V
	*	5500	101.57	-	-	93	31.9	6.22	29.55	387	240	A	V
													V
802.11ac VHT20 CH 116 5580MHz		5435.44	50.74	-23.26	74	42.26	31.86	6.16	29.54	100	266	P	H
		5468.8	50.51	-17.69	68.2	41.98	31.88	6.19	29.54	100	266	P	H
		5452.72	40.89	-13.11	54	32.39	31.87	6.17	29.54	100	266	A	H
	*	5580	115.51	-	-	106.76	32	6.3	29.55	100	266	P	H
	*	5580	106.76	-	-	98.01	32	6.3	29.55	100	266	A	H
		5748.305	52.12	-16.08	68.2	43.05	32.24	6.38	29.55	100	266	P	H
		5456.8	50.32	-23.68	74	41.81	31.87	6.18	29.54	395	241	P	V
		5468.32	50.31	-17.89	68.2	41.78	31.88	6.19	29.54	395	241	P	V
		5452.96	39.78	-14.22	54	31.28	31.87	6.17	29.54	395	241	A	V
	*	5580	112.22	-	-	103.47	32	6.3	29.55	395	241	P	V
	*	5580	103.69	-	-	94.94	32	6.3	29.55	395	241	A	V
		5764.37	51.26	-16.94	68.2	42.17	32.26	6.39	29.56	395	241	P	V

802.11ac VHT20 CH 140 5700MHz	*	5700	113.25	-	-	104.27	32.17	6.36	29.55	104	266	P	H
	*	5700	104.46	-	-	95.48	32.17	6.36	29.55	104	266	A	H
		5730.52	66.25	-1.95	68.2	57.22	32.21	6.37	29.55	104	266	P	H
													H
													H
													H
	*	5700	110.95	-	-	101.97	32.17	6.36	29.55	400	247	P	V
	*	5700	102.04	-	-	93.06	32.17	6.36	29.55	400	247	A	V
		5727.48	63.47	-4.73	68.2	54.44	32.21	6.37	29.55	400	247	P	V
													V
													V
													V
Remark	7. No other spurious found. 8. All results are PASS against Peak and Average limit line.												

Band 3 - 5470~5725MHz

WIFI 802.11ac VHT20 (Harmonic @ 3m)

WIFI Ant. 1+2	Note	Frequency (MHz)	Level (dBμV/m)	Over Limit (dB)	Limit Line (dBμV/m)	Read Level (dBμV)	Antenna Factor (dB/m)	Path Loss (dB)	Preamp Factor (dB)	Ant Pos (cm)	Table Pos (deg)	Peak Avg. (P/A)	Pol. (H/V)
802.11ac VHT20 CH 100 5500MHz		11000	46.94	-27.06	74	52.72	40.5	10.22	56.5	100	0	P	H
		16500	46.61	-21.59	68.2	50.12	39.4	12.79	55.7	100	0	P	H
													H
													H
		11000	47.47	-26.53	74	53.25	40.5	10.22	56.5	100	0	P	V
		16500	47.2	-21	68.2	50.71	39.4	12.79	55.7	100	0	P	V
													V
													V
802.11ac VHT20 CH 116 5580MHz		11160	48.6	-25.4	74	54.44	40.3	10.3	56.44	100	0	P	H
		16740	47.09	-21.11	68.2	50.55	39.69	12.74	55.89	100	0	P	H
													H
													H
		11160	47.17	-26.83	74	53.01	40.3	10.3	56.44	100	0	P	V
		16740	47.52	-20.68	68.2	50.98	39.69	12.74	55.89	100	0	P	V
													V
													V
802.11ac VHT20 CH 140 5700MHz		11400	47.32	-26.68	74	53.22	40.02	10.42	56.34	100	0	P	H
		17100	49.08	-19.12	68.2	52.22	40.36	12.8	56.3	100	0	P	H
													H
													H
		11400	49.37	-24.63	74	55.27	40.02	10.42	56.34	100	0	P	V
		17100	47.95	-20.25	68.2	51.09	40.36	12.8	56.3	100	0	P	V
													V
													V
Remark	7. No other spurious found. 8. All results are PASS against Peak and Average limit line.												

Band 3 - 5470~5725MHz

WIFI 802.11ac VHT40 (Band Edge @ 3m)

WIFI Ant. 1+2	Note	Frequency (MHz)	Level (dBμV/m)	Over Limit (dB)	Limit Line (dBμV/m)	Read Level (dBμV)	Antenna Factor (dB/m)	Path Loss (dB)	Preamp Factor (dB)	Ant Pos (cm)	Table Pos (deg)	Peak Avg. (P/A)	Pol. (H/V)
802.11ac VHT40 CH 102 5510MHz		5458	60.77	-13.23	74	52.26	31.87	6.18	29.54	105	265	P	H
		5466.16	64.21	-3.99	68.2	55.68	31.88	6.19	29.54	105	265	P	H
		5459.68	45.98	-8.02	54	37.47	31.87	6.18	29.54	105	265	A	H
	*	5510	110.69	-	-	102.11	31.9	6.23	29.55	105	265	P	H
	*	5510	101.54	-	-	92.96	31.9	6.23	29.55	105	265	A	H
		5758.07	52.17	-16.03	68.2	43.09	32.26	6.38	29.56	105	265	P	H
		5459.44	61.61	-12.39	74	53.1	31.87	6.18	29.54	385	248	P	V
		5468.8	62.36	-5.84	68.2	53.83	31.88	6.19	29.54	385	248	P	V
		5459.68	42.3	-11.7	54	33.79	31.87	6.18	29.54	385	248	A	V
	*	5510	106.89	-	-	98.31	31.9	6.23	29.55	385	248	P	V
	*	5510	97.05	-	-	88.47	31.9	6.23	29.55	385	248	A	V
		5725.31	50.42	-17.78	68.2	41.39	32.21	6.37	29.55	385	248	P	V
802.11ac VHT40 CH 110 5550MHz		5455.36	54.77	-19.23	74	46.26	31.87	6.18	29.54	100	260	P	H
		5469.04	54.65	-13.55	68.2	46.12	31.88	6.19	29.54	100	260	P	H
		5459.92	43.02	-10.98	54	34.51	31.87	6.18	29.54	100	260	A	H
	*	5550	114.09	-	-	105.4	31.97	6.27	29.55	100	260	P	H
	*	5550	104.21	-	-	95.52	31.97	6.27	29.55	100	260	A	H
		5759.96	51.81	-16.39	68.2	42.73	32.26	6.38	29.56	100	260	P	H
		5457.76	54.32	-19.68	74	45.81	31.87	6.18	29.54	400	250	P	V
		5469.04	56.19	-12.01	68.2	47.66	31.88	6.19	29.54	400	250	P	V
		5459.92	40.4	-13.6	54	31.89	31.87	6.18	29.54	400	250	A	V
	*	5550	110.26	-	-	101.57	31.97	6.27	29.55	400	250	P	V
	*	5550	100.47	-	-	91.78	31.97	6.27	29.55	400	250	A	V
		5749.565	50.77	-17.43	68.2	41.7	32.24	6.38	29.55	400	250	P	V

802.11ac VHT40 CH 134 5670MHz		5458.15	48.69	-25.31	74	40.18	31.87	6.18	29.54	110	267	P	H
		5469.35	48.76	-19.44	68.2	40.23	31.88	6.19	29.54	110	267	P	H
		5452.9	39.12	-14.88	54	30.62	31.87	6.17	29.54	110	267	A	H
	*	5670	110.39	-	-	101.45	32.14	6.35	29.55	110	267	P	H
	*	5670	100.16	-	-	91.22	32.14	6.35	29.55	110	267	A	H
		5727.2	65.9	-2.3	68.2	56.87	32.21	6.37	29.55	110	267	P	H
		5459.2	49.42	-24.58	74	40.91	31.87	6.18	29.54	342	239	P	V
		5463.4	47.94	-20.26	68.2	39.42	31.88	6.18	29.54	342	239	P	V
		5452.9	38.54	-15.46	54	30.04	31.87	6.17	29.54	342	239	A	V
	*	5670	108.13	-	-	99.19	32.14	6.35	29.55	342	239	P	V
	*	5670	98.21	-	-	89.27	32.14	6.35	29.55	342	239	A	V
		5729.72	63.49	-4.71	68.2	54.46	32.21	6.37	29.55	342	239	P	V
Remark	7. No other spurious found. 8. All results are PASS against Peak and Average limit line.												

Band 3 - 5470~5725MHz

WIFI 802.11ac VHT40 (Harmonic @ 3m)

WIFI Ant. 1+2	Note	Frequency (MHz)	Level (dBμV/m)	Over Limit (dB)	Limit Line (dBμV/m)	Read Level (dBμV)	Antenna Factor (dB/m)	Path Loss (dB)	Preamp Factor (dB)	Ant Pos (cm)	Table Pos (deg)	Peak Avg. (P/A)	Pol. (H/V)
802.11ac VHT40 CH 102 5510MHz		11020	47.44	-26.56	74	53.22	40.48	10.23	56.49	100	0	P	H
		16530	46.25	-21.95	68.2	49.74	39.44	12.79	55.72	100	0	P	H
													H
													H
		11020	47.64	-26.36	74	53.42	40.48	10.23	56.49	100	0	P	V
		16530	46.42	-21.78	68.2	49.91	39.44	12.79	55.72	100	0	P	V
													V
													V
802.11ac VHT40 CH 110 5550MHz		11440	47.03	-26.97	74	52.94	39.98	10.43	56.32	100	0	P	H
		17160	49.36	-18.84	68.2	52.32	40.6	12.86	56.42	100	0	P	H
													H
													H
		11440	46.8	-27.2	74	52.71	39.98	10.43	56.32	100	0	P	V
		17160	48.18	-20.02	68.2	51.14	40.6	12.86	56.42	100	0	P	V
													V
													V
802.11ac VHT40 CH 134 5670MHz		11340	47.97	-26.03	74	53.84	40.1	10.39	56.36	100	0	P	H
		17010	47.54	-20.66	68.2	50.9	40.06	12.7	56.12	100	0	P	H
													H
													H
		11340	48.89	-25.11	74	54.76	40.1	10.39	56.36	100	0	P	V
		17010	47.53	-20.67	68.2	50.89	40.06	12.7	56.12	100	0	P	V
													V
													V
Remark	7. No other spurious found. 8. All results are PASS against Peak and Average limit line.												

Band 3 5470~5725MHz

WIFI 802.11ac VHT80 (Band Edge @ 3m)

WIFI Ant. 1+2	Note	Frequency (MHz)	Level (dBμV/m)	Over Limit (dB)	Limit Line (dBμV/m)	Read Level (dBμV)	Antenna Factor (dB/m)	Path Loss (dB)	Preamp Factor (dB)	Ant Pos (cm)	Table Pos (deg)	Peak Avg. (P/A)	Pol. (H/V)
802.11ac VHT80 CH 106 5530MHz		5458.48	64.8	-9.2	74	56.29	31.87	6.18	29.54	100	267	P	H
		5467.36	65.34	-2.86	68.2	56.81	31.88	6.19	29.54	100	267	P	H
		5458.48	45.48	-8.52	54	36.97	31.87	6.18	29.54	100	267	A	H
	*	5530	105.04	-	-	96.42	31.92	6.25	29.55	100	267	P	H
	*	5530	93.32	-	-	84.7	31.92	6.25	29.55	100	267	A	H
		5753.345	50.39	-17.81	68.2	41.31	32.26	6.38	29.56	100	267	P	H
		5455.84	56.76	-17.24	74	48.25	31.87	6.18	29.54	363	251	P	V
		5466.16	59.1	-9.1	68.2	50.57	31.88	6.19	29.54	363	251	P	V
		5459.92	43.06	-10.94	54	34.55	31.87	6.18	29.54	363	251	A	V
	*	5530	101.98	-	-	93.36	31.92	6.25	29.55	363	251	P	V
	*	5530	90.05	-	-	81.43	31.92	6.25	29.55	363	251	A	V
		5763.74	49.3	-18.9	68.2	40.21	32.26	6.39	29.56	363	251	P	V
802.11ac VHT80 CH 122 5610MHz		5454.16	54.12	-19.88	74	45.62	31.87	6.17	29.54	100	267	P	H
		5470	56.82	-11.38	68.2	48.29	31.88	6.19	29.54	100	267	P	H
		5458.24	43.75	-10.25	54	35.24	31.87	6.18	29.54	100	267	A	H
	*	5610	109.33	-	-	100.52	32.04	6.32	29.55	100	267	P	H
	*	5610	99.88	-	-	91.07	32.04	6.32	29.55	100	267	A	H
		5739.8	59.58	-8.62	68.2	50.51	32.24	6.38	29.55	100	267	P	H
		5453.68	50.37	-23.63	74	41.87	31.87	6.17	29.54	394	249	P	V
		5464.72	51.66	-16.54	68.2	43.14	31.88	6.18	29.54	394	249	P	V
		5459.92	41.87	-12.13	54	33.36	31.87	6.18	29.54	394	249	A	V
	*	5610	107.53	-	-	98.72	32.04	6.32	29.55	394	249	P	V
	*	5610	97.02	-	-	88.21	32.04	6.32	29.55	394	249	A	V
		5739.8	56.57	-11.63	68.2	47.5	32.24	6.38	29.55	394	249	P	V
Remark	7. No other spurious found. 8. All results are PASS against Peak and Average limit line.												

Band 3 5470~5725MHz

WIFI 802.11ac VHT80 (Harmonic @ 3m)

WIFI Ant. 1+2	Note	Frequency (MHz)	Level (dBμV/m)	Over Limit (dB)	Limit Line (dBμV/m)	Read Level (dBμV)	Antenna Factor (dB/m)	Path Loss (dB)	Preamp Factor (dB)	Ant Pos (cm)	Table Pos (deg)	Peak Avg. (P/A)	Pol. (H/V)
802.11ac VHT80 CH 106 5530MHz		11220	48.24	-25.76	74	54.08	40.24	10.33	56.41	100	0	P	H
		16830	47.97	-20.23	68.2	51.41	39.79	12.73	55.96	100	0	P	H
													H
													H
		11220	48.25	-25.75	74	54.09	40.24	10.33	56.41	100	0	P	V
		16830	47.21	-20.99	68.2	50.65	39.79	12.73	55.96	100	0	P	V
													V
													V
802.11ac VHT80 CH 122 5610MHz		11220	47.21	-26.79	74	53.05	40.24	10.33	56.41	100	0	P	H
		16830	47.48	-20.72	68.2	50.92	39.79	12.73	55.96	100	0	P	H
													H
													H
		11220	48.04	-25.96	74	53.88	40.24	10.33	56.41	100	0	P	V
		16830	46.97	-21.23	68.2	50.41	39.79	12.73	55.96	100	0	P	V
													V
													V
Remark	7. No other spurious found. 8. All results are PASS against Peak and Average limit line.												

Band 3 - Straddle Channel

WIFI 802.11ac VHT20 (Band Edge @ 3m)

WIFI Ant. 1+2	Note	Frequency (MHz)	Level (dBμV/m)	Over Limit (dB)	Limit Line (dBμV/m)	Read Level (dBμV)	Antenna Factor (dB/m)	Path Loss (dB)	Preamp Factor (dB)	Ant Pos (cm)	Table Pos (deg)	Peak Avg. (P/A)	Pol. (H/V)
802.11ac VHT20 CH 144 5720MHz		5454.13	49.34	-24.66	74	40.84	31.87	6.17	29.54	100	267	P	H
		5463.1	49.51	-18.69	68.2	40.99	31.88	6.18	29.54	100	267	P	H
		5452.57	39.61	-14.39	54	31.11	31.87	6.17	29.54	100	267	A	H
	*	5720	115.36	-	-	106.33	32.21	6.37	29.55	100	267	P	H
	*	5720	106.64	-	-	97.61	32.21	6.37	29.55	100	267	A	H
		5901	53.53	-14.67	68.2	44.15	32.46	6.48	29.56	100	267	P	H
		5388.22	49.22	-24.78	74	40.8	31.83	6.12	29.53	398	253	P	V
		5465.83	49.56	-18.64	68.2	41.03	31.88	6.19	29.54	398	253	P	V
		5452.96	38.85	-15.15	54	30.35	31.87	6.17	29.54	398	253	A	V
	*	5720	110.42	-	-	101.39	32.21	6.37	29.55	398	253	P	V
	*	5720	102.18	-	-	93.15	32.21	6.37	29.55	398	253	A	V
		5874.75	51.05	-17.15	68.2	41.72	32.43	6.46	29.56	398	253	P	V
Remark	7. No other spurious found. 8. All results are PASS against Peak and Average limit line.												

Band 3 - Straddle Channel

WIFI 802.11ac VHT20 (Harmonic @ 3m)

WIFI Ant. 1+2	Note	Frequency (MHz)	Level (dBμV/m)	Over Limit (dB)	Limit Line (dBμV/m)	Read Level (dBμV)	Antenna Factor (dB/m)	Path Loss (dB)	Preamp Factor (dB)	Ant Pos (cm)	Table Pos (deg)	Peak Avg. (P/A)	Pol. (H/V)
802.11ac VHT20 CH 144 5720MHz		11440	48.8	-25.2	74	54.71	39.98	10.43	56.32	100	0	P	H
		17160	48.35	-19.85	68.2	51.31	40.6	12.86	56.42	100	0	P	H
													H
													H
		11440	49.98	-24.02	74	55.89	39.98	10.43	56.32	100	0	P	V
		17160	48.93	-19.27	68.2	51.89	40.6	12.86	56.42	100	0	P	V
													V
													V
Remark	7. No other spurious found. 8. All results are PASS against Peak and Average limit line.												

Band 3 - Straddle Channel

WIFI 802.11ac VHT40 (Band Edge @ 3m)

WIFI Ant. 1+2	Note	Frequency (MHz)	Level (dBµV/m)	Over Limit (dB)	Limit Line (dBµV/m)	Read Level (dBµV)	Antenna Factor (dB/m)	Path Loss (dB)	Preamp Factor (dB)	Ant Pos (cm)	Table Pos (deg)	Peak Avg. (P/A)	Pol. (H/V)
802.11ac VHT40 CH 142 5710MHz		5453.35	48.77	-25.23	74	40.27	31.87	6.17	29.54	100	265	P	H
		5467	48.42	-19.78	68.2	39.89	31.88	6.19	29.54	100	265	P	H
		5452.96	39.41	-14.59	54	30.91	31.87	6.17	29.54	100	265	A	H
	*	5710	112.98	-	-	103.98	32.19	6.36	29.55	100	265	P	H
	*	5710	104.34	-	-	95.34	32.19	6.36	29.55	100	265	A	H
		5856.5	52.43	-15.77	68.2	43.13	32.41	6.45	29.56	100	265	P	H
		5458.42	49.98	-24.02	74	41.47	31.87	6.18	29.54	376	242	P	V
		5464.27	48.87	-19.33	68.2	40.35	31.88	6.18	29.54	376	242	P	V
		5452.96	38.65	-15.35	54	30.15	31.87	6.17	29.54	376	242	A	V
	*	5710	109.46	-	-	100.46	32.19	6.36	29.55	376	242	P	V
	*	5710	100.94	-	-	91.94	32.19	6.36	29.55	376	242	A	V
		5856.25	50.85	-17.35	68.2	41.55	32.41	6.45	29.56	376	242	P	V
Remark	7. No other spurious found. 8. All results are PASS against Peak and Average limit line.												

Band 3 - Straddle Channel

WIFI 802.11ac VHT40 (Harmonic @ 3m)

WIFI Ant. 1+2	Note	Frequency (MHz)	Level (dBμV/m)	Over Limit (dB)	Limit Line (dBμV/m)	Read Level (dBμV)	Antenna Factor (dB/m)	Path Loss (dB)	Preamp Factor (dB)	Ant Pos (cm)	Table Pos (deg)	Peak Avg. (P/A)	Pol. (H/V)
802.11ac VHT40 CH 142 5710MHz		11420	48.03	-25.97	74	53.94	40	10.42	56.33	100	0	P	H
		17130	49.21	-18.99	68.2	52.25	40.48	12.84	56.36	100	0	P	H
													H
													H
		11420	48.67	-25.33	74	54.58	40	10.42	56.33	100	0	P	V
		17130	49.25	-18.95	68.2	52.29	40.48	12.84	56.36	100	0	P	V
													V
													V
Remark	7. No other spurious found. 8. All results are PASS against Peak and Average limit line.												

Band 3 - Straddle Channel

WIFI 802.11ac VHT80 (Band Edge @ 3m)

WIFI Ant. 1+2	Note	Frequency (MHz)	Level (dBμV/m)	Over Limit (dB)	Limit Line (dBμV/m)	Read Level (dBμV)	Antenna Factor (dB/m)	Path Loss (dB)	Preamp Factor (dB)	Ant Pos (cm)	Table Pos (deg)	Peak Avg. (P/A)	Pol. (H/V)
802.11ac VHT80 CH 138 5690MHz		5445.55	50.52	-23.48	74	42.02	31.87	6.17	29.54	100	271	P	H
		5463.49	50.41	-17.79	68.2	41.89	31.88	6.18	29.54	100	271	P	H
		5456.86	39.97	-14.03	54	31.46	31.87	6.18	29.54	100	271	A	H
	*	5690	107.95	-	-	98.97	32.17	6.36	29.55	100	271	P	H
	*	5690	97.4	-	-	88.42	32.17	6.36	29.55	100	271	A	H
		5851	58.06	-10.14	68.2	48.8	32.38	6.44	29.56	100	271	P	H
		5420.59	48.14	-25.86	74	39.69	31.85	6.14	29.54	355	241	P	V
		5461.15	48.06	-20.14	68.2	39.55	31.87	6.18	29.54	355	241	P	V
		5452.96	38.68	-15.32	54	30.18	31.87	6.17	29.54	355	241	A	V
	*	5690	105	-	-	96.02	32.17	6.36	29.55	355	241	P	V
	*	5690	95.03	-	-	86.05	32.17	6.36	29.55	355	241	A	V
		5856.7	53.25	-14.95	68.2	43.95	32.41	6.45	29.56	355	241	P	V
Remark	7. No other spurious found. 8. All results are PASS against Peak and Average limit line.												

Band 3 - Straddle Channel

WIFI 802.11ac VHT80 (Harmonic @ 3m)

WIFI Ant. 1+2	Note	Frequency (MHz)	Level (dBμV/m)	Over Limit (dB)	Limit Line (dBμV/m)	Read Level (dBμV)	Antenna Factor (dB/m)	Path Loss (dB)	Preamp Factor (dB)	Ant Pos (cm)	Table Pos (deg)	Peak Avg. (P/A)	Pol. (H/V)
802.11ac VHT80 CH 138 5690MHz		11380	47.25	-26.75	74	53.15	40.04	10.41	56.35	100	0	P	H
		17070	48.16	-20.04	68.2	51.39	40.24	12.77	56.24	100	0	P	H
													H
													H
		11380	48.87	-25.13	74	54.77	40.04	10.41	56.35	100	0	P	V
		17070	48.2	-20	68.2	51.43	40.24	12.77	56.24	100	0	P	V
													V
													V
Remark	7. No other spurious found. 8. All results are PASS against Peak and Average limit line.												

Emission below 1GHz

WIFI 802.11ac VHT80 (LF @ 3m)

WIFI Ant. 1+2	Note	Frequency (MHz)	Level (dBμV/m)	Over Limit (dB)	Limit Line (dBμV/m)	Read Level (dBμV)	Antenna Factor (dB/m)	Path Loss (dB)	Preamp Factor (dB)	Ant Pos (cm)	Table Pos (deg)	Peak Avg. (P/A)	Pol. (H/V)
802.11ac VHT80 LF		108.57	32.57	-10.93	43.5	47.48	16.41	0.88	32.2			P	H
		144.46	31.9	-11.6	43.5	46	17.05	1.03	32.18			P	H
		165.8	31.75	-11.75	43.5	47.19	15.62	1.1	32.16			P	H
		209.45	32	-11.5	43.5	48.08	14.8	1.26	32.14			P	H
		827.34	36	-10	46	37.08	28.14	2.54	31.76			P	H
		852.56	36.08	-9.92	46	36.3	28.8	2.62	31.64	100	0	P	H
													H
													H
													H
													H
													H
													H
		39.7	34.45	-5.55	40	46.61	19.61	0.52	32.29	100	2	P	V
		44.55	33.56	-6.44	40	48.55	16.78	0.52	32.29			P	V
		110.51	33.18	-10.32	43.5	47.93	16.55	0.9	32.2			P	V
		364.65	29.14	-16.86	46	39.4	20.3	1.6	32.16			P	V
		830.25	38.98	-7.02	46	39.87	28.3	2.55	31.74			P	V
		853.53	38.66	-7.34	46	38.87	28.8	2.62	31.63			P	V
													V
													V
													V
													V
													V
													V
Remark	5. No other spurious found. 6. All results are PASS against limit line.												

Note symbol

*	**Fundamental Frequency** which can be ignored. However, the level of any unwanted emissions shall not exceed the level of the fundamental frequency.
!	Test result is **over limit** line.
P/A	**P**eak or **A**verage
H/V	**H**orizontal or **V**ertical

A calculation example for radiated spurious emission is shown as below:

WIFI	Note	Frequency	Level	Over	Limit	Read	Antenna	Path	Preamp	Ant	Table	Peak	Pol.
Ant.				Limit	Line	Level	Factor	Loss	Factor	Pos	Pos	Avg.	
1		(MHz)	(dBμV/m)	(dB)	(dBμV/m)	(dBμV)	(dB/m)	(dB)	(dB)	(cm)	(deg)	(P/A)	(H/V)
802.11b CH 01 2412MHz		2390	55.45	-18.55	74	54.51	32.22	4.58	35.86	103	308	P	H
		2390	43.54	-10.46	54	42.6	32.22	4.58	35.86	103	308	A	H

1. Path Loss(dB) = Cable loss(dB) + Filter loss(dB) + Attenuator loss(dB)
2. Level(dBμV/m) = Antenna Factor(dB/m) + Path Loss(dB) + Read Level(dBμV) - Preamp Factor(dB)
3. Over Limit(dB) = Level(dBμV/m) – Limit Line(dBμV/m)

For Peak Limit @ 2390MHz:

1. Level(dBμV/m)

= Antenna Factor(dB/m) + Path Loss(dB) + Read Level(dBμV) - Preamp Factor(dB)

= 32.22(dB/m) + 4.58(dB) + 54.51(dBμV) – 35.86 (dB)

= 55.45 (dBμV/m)

2. Over Limit(dB)

= Level(dBμV/m) – Limit Line(dBμV/m)

= 55.45(dBμV/m) – 74(dBμV/m)

= -18.55(dB)

For Average Limit @ 2390MHz:

1. Level(dBμV/m)

= Antenna Factor(dB/m) + Path Loss(dB) + Read Level(dBμV) - Preamp Factor(dB)

= 32.22(dB/m) + 4.58(dB) + 42.6(dBμV) – 35.86 (dB)

= 43.54 (dBμV/m)

2. Over Limit(dB) = Level(dBμV/m) – Limit Line(dBμV/m)

= 43.54(dBμV/m) – 54(dBμV/m)

= -10.46(dB)

Both peak and average measured complies with the limit line, so test result is “PASS”.

Appendix C. Radiated Spurious Emission

Test Engineer :	Andy Yang, JC Liang and Wilson Wu	**Temperature :**	24.5~25.0°C
		Relative Humidity :	50~51%

Note symbol

-L	**Low channel location**
-R	**High channel location**

<CDD Mode>

Band 1 - 5150~5250MHz

WIFI 802.11a (Band Edge @ 3m)

WIFI	Band 1 5150~5250MHz Band Edge @ 3m	
ANT	802.11a CH36 5180MHz	
1	Horizontal	Fundamental
Peak	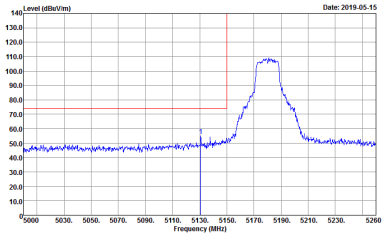 Site : 03CH13-HY Condition : PEAK_BE_74 3m HORN_9120D_1241 HORIZONTAL : RBW:1000.000KHz VBW:3000.000KHz SWT:Auto Detector : Peak Project : 930401 Mode : 1 Power : 20	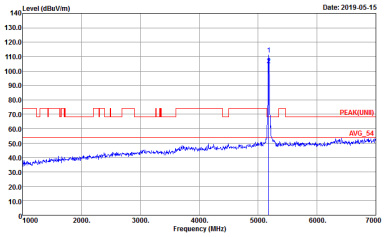 Site : 03CH13-HY Condition : PEAK(UNII) 3m HORN_9120D_1241 HORIZONTAL : RBW:1000.000KHz VBW:3000.000KHz SWT:Auto Detector : Peak Project : 930401 Mode : 1 Power : 20
Avg.	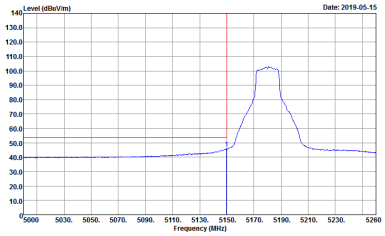 Site : 03CH13-HY Condition : AVG_BE_54 3m HORN_9120D_1241 HORIZONTAL : RBW:1000.000KHz VBW:1.000KHz SWT:Auto Detector : Peak Project : 930401 Mode : 1 Power : 20	Left blank

WIFI	Band 1 5150~5250MHz Band Edge @ 3m	
ANT	802.11a CH36 5180MHz	
1	Vertical	Fundamental
Peak	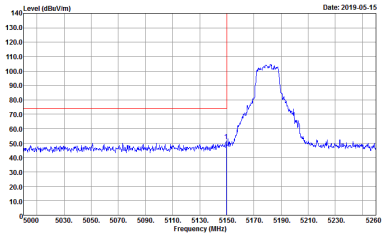 Site : 03CH13-HY Condition : PEAK_BE_74 3m HORN_9120D_1241 VERTICAL : RBW:1000.000KHz VBW:3000.000KHz SWT:Auto Detector : Peak Project : 930401 Mode : 1 Power : 20	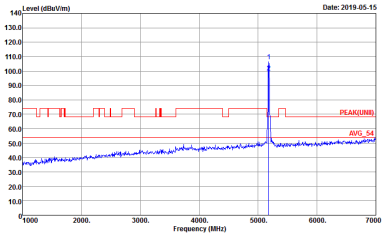 Site : 03CH13-HY Condition : PEAK(UNII) 3m HORN_9120D_1241 VERTICAL : RBW:1000.000KHz VBW:3000.000KHz SWT:Auto Detector : Peak Project : 930401 Mode : 1 Power : 20
Avg.	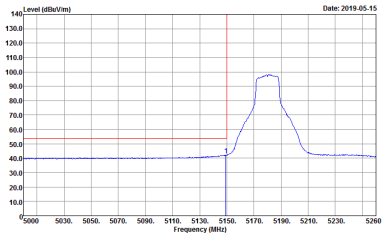 Site : 03CH13-HY Condition : AVG_BE_54 3m HORN_9120D_1241 VERTICAL : RBW:1000.000KHz VBW:1.000KHz SWT:Auto Detector : Peak Project : 930401 Mode : 1 Power : 20	Left blank

WIFI	Band 1 5150~5250MHz Band Edge @ 3m	
ANT	802.11a CH44 5220MHz - L	
1	Horizontal	Fundamental
Peak	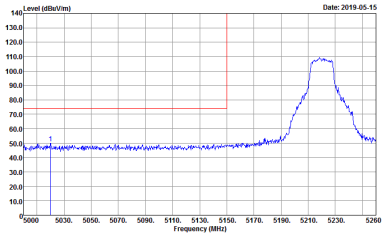 Site : 03CH13-HY Condition : PEAK_BE_74 3m HORN_9120D_1241 HORIZONTAL : RBW:1000.000KHz VBW:3000.000KHz SWT:Auto Detector : Peak Project : 930401 Mode : 2 Power : 20	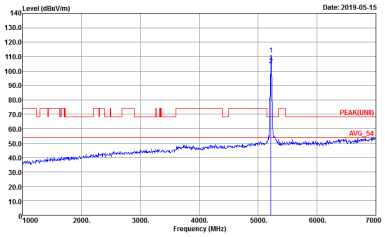 Site : 03CH13-HY Condition : PEAK(UNII) 3m HORN_9120D_1241 HORIZONTAL : RBW:1000.000KHz VBW:3000.000KHz SWT:Auto Detector : Peak Project : 930401 Mode : 2 Power : 20
Avg.	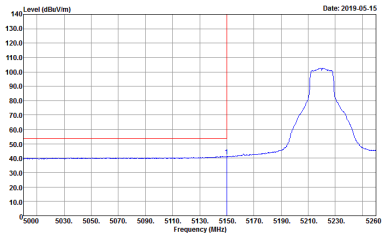 Site : 03CH13-HY Condition : AVG_BE_54 3m HORN_9120D_1241 HORIZONTAL : RBW:1000.000KHz VBW:1.000KHz SWT:Auto Detector : Peak Project : 930401 Mode : 2 Power : 20	Left blank

WIFI	Band 1 5150~5250MHz Band Edge @ 3m	
ANT	802.11a CH44 5220MHz - R	
1	Horizontal	Fundamental
Peak	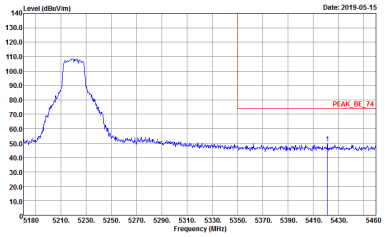	Left blank
Avg.	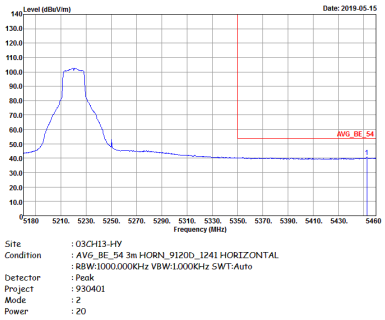	Left blank

WIFI	Band 1 5150~5250MHz Band Edge @ 3m	
ANT	802.11a CH44 5220MHz - L	
1	Vertical	Fundamental
Peak	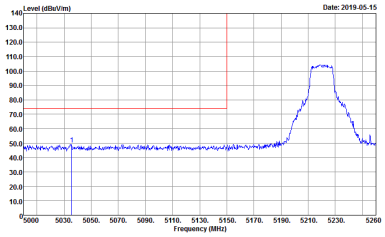 Site : 03CH13-HY Condition : PEAK_BE_74 3m HORN_9120D_1241 VERTICAL : RBW:1000.000KHz VBW:3000.000KHz SWT:Auto Detector : Peak Project : 930401 Mode : 2 Power : 20	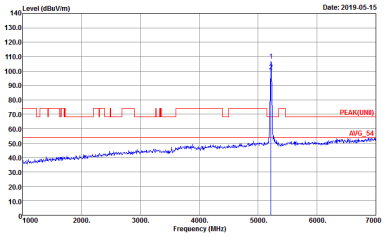 Site : 03CH13-HY Condition : PEAK(UNII) 3m HORN_9120D_1241 VERTICAL : RBW:1000.000KHz VBW:3000.000KHz SWT:Auto Detector : Peak Project : 930401 Mode : 2 Power : 20
Avg.	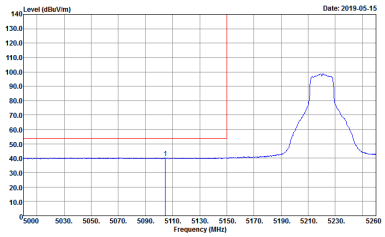 Site : 03CH13-HY Condition : AVG_BE_54 3m HORN_9120D_1241 VERTICAL : RBW:1000.000KHz VBW:1.000KHz SWT:Auto Detector : Peak Project : 930401 Mode : 2 Power : 20	Left blank

WIFI	Band 1 5150~5250MHz Band Edge @ 3m	
ANT	802.11a CH44 5220MHz - R	
1	Vertical	Fundamental
Peak	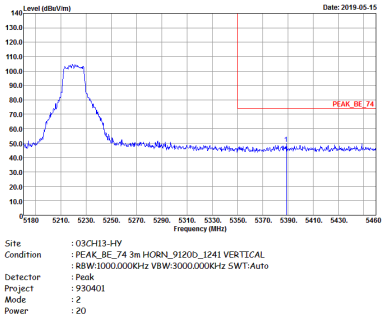	Left blank
Avg.	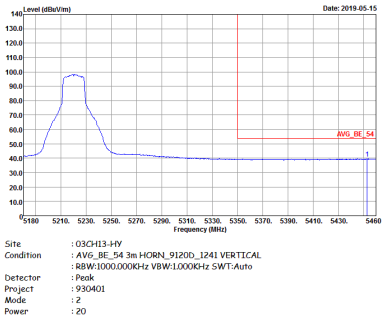	Left blank

WIFI	Band 1 5150~5250MHz Band Edge @ 3m	
ANT	802.11a CH48 5240MHz - L	
1	Horizontal	Fundamental
Peak	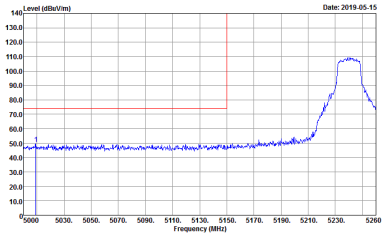 Site : 03CH13-HY Condition : PEAK_BE_74 3m HORN_9120D_1241 HORIZONTAL : RBW:1000.000KHz VBW:3000.000KHz SWT:Auto Detector : Peak Project : 930401 Mode : 3 Power : 20	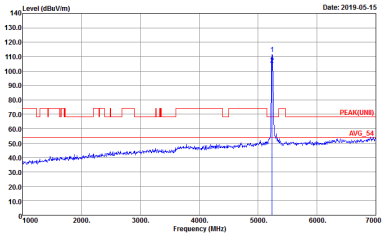 Site : 03CH13-HY Condition : PEAK(UNII) 3m HORN_9120D_1241 HORIZONTAL : RBW:1000.000KHz VBW:3000.000KHz SWT:Auto Detector : Peak Project : 930401 Mode : 3 Power : 20
Avg.	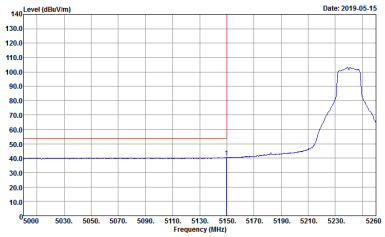 Site : 03CH13-HY Condition : AVG_BE_54 3m HORN_9120D_1241 HORIZONTAL : RBW:1000.000KHz VBW:1.000KHz SWT:Auto Detector : Peak Project : 930401 Mode : 3 Power : 20	Left blank

WIFI	Band 1 5150~5250MHz Band Edge @ 3m	
ANT	802.11a CH48 5240MHz - R	
1	Horizontal	Fundamental
Peak	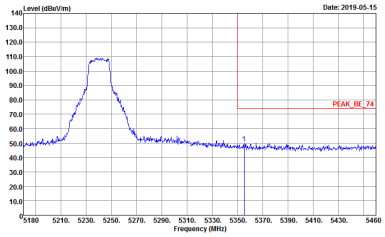 Site : 03CH13-HY Condition : PEAK_BE_74 3m HORN_9120D_1241 HORIZONTAL : RBW:1000.000KHz VBW:3000.000KHz SWT:Auto Detector : Peak Project : 930401 Mode : 3 Power : 20	Left blank
Avg.	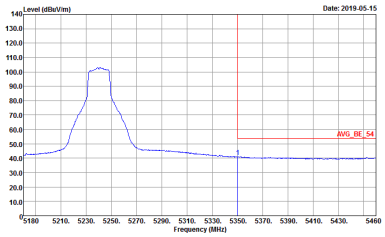 Site : 03CH13-HY Condition : AVG_BE_54 3m HORN_9120D_1241 HORIZONTAL : RBW:1000.000KHz VBW:1.000KHz SWT:Auto Detector : Peak Project : 930401 Mode : 3 Power : 20	Left blank

WIFI	Band 1 5150~5250MHz Band Edge @ 3m	
ANT	802.11a CH48 5240MHz - L	
1	Vertical	Fundamental
Peak	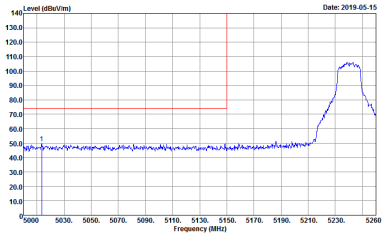 Site : 03CH13-HY Condition : PEAK_BE_74 3m HORN_9120D_1241 VERTICAL : RBW:1000.000KHz VBW:3000.000KHz SWT:Auto Detector : Peak Project : 930401 Mode : 3 Power : 20	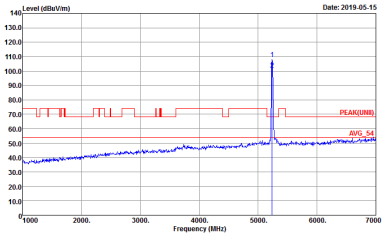 Site : 03CH13-HY Condition : PEAK(UNII) 3m HORN_9120D_1241 VERTICAL : RBW:1000.000KHz VBW:3000.000KHz SWT:Auto Detector : Peak Project : 930401 Mode : 3 Power : 20
Avg.	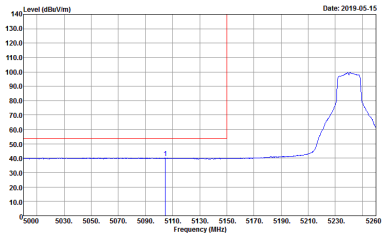 Site : 03CH13-HY Condition : AVG_BE_54 3m HORN_9120D_1241 VERTICAL : RBW:1000.000KHz VBW:1.000KHz SWT:Auto Detector : Peak Project : 930401 Mode : 3 Power : 20	Left blank

WIFI	Band 1 5150~5250MHz Band Edge @ 3m	
ANT	802.11a CH48 5240MHz - R	
1	Vertical	Fundamental
Peak	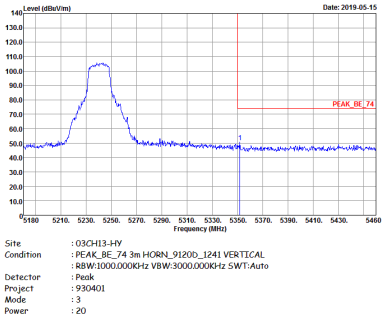	Left blank
Avg.	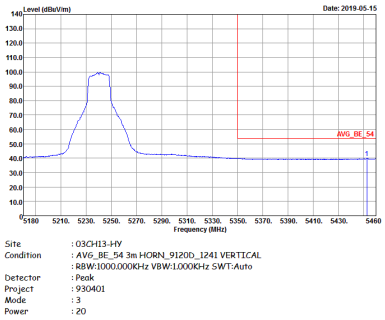	Left blank

Band 1 5150~5250MHz

WIFI 802.11ac VHT20 (Band Edge @ 3m)

WIFI	Band 1 5150~5250MHz Band Edge @ 3m	
ANT	802.11ac VHT20 CH36 5180MHz	
1	Horizontal	Fundamental
Peak	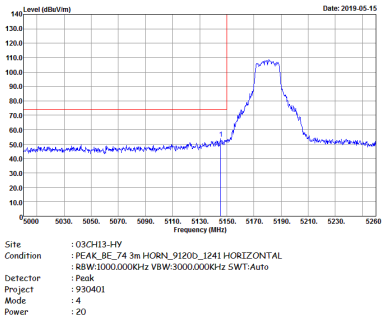	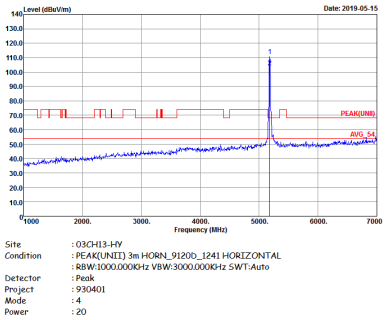
Avg.	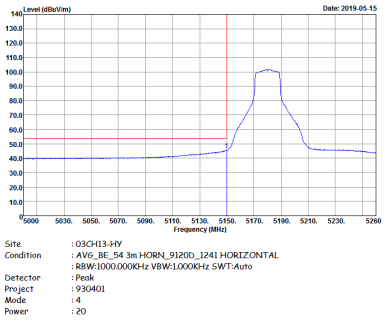	Left blank

WIFI	Band 1 5150~5250MHz Band Edge @ 3m	
ANT	802.11ac VHT20 CH36 5180MHz	
1	Vertical	Fundamental
Peak	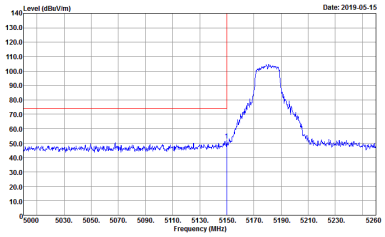 Site : 03CH13-HY Condition : PEAK_BE_74 3m HORN_9120D_1241 VERTICAL : RBW:1000.000KHz VBW:3000.000KHz SWT:Auto Detector : Peak Project : 930401 Mode : 4 Power : 20	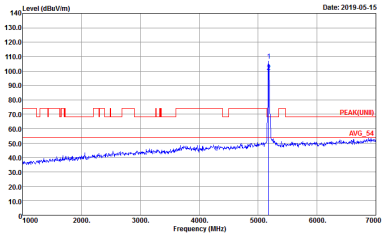 Site : 03CH13-HY Condition : PEAK(UNII) 3m HORN_9120D_1241 VERTICAL : RBW:1000.000KHz VBW:3000.000KHz SWT:Auto Detector : Peak Project : 930401 Mode : 4 Power : 20
Avg.	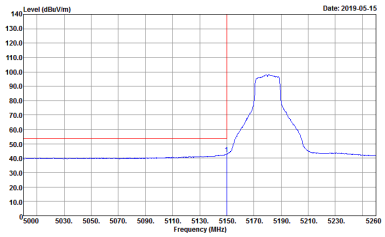 Site : 03CH13-HY Condition : AVG_BE_54 3m HORN_9120D_1241 VERTICAL : RBW:1000.000KHz VBW:1.000KHz SWT:Auto Detector : Peak Project : 930401 Mode : 4 Power : 20	Left blank

WIFI	Band 1 5150~5250MHz Band Edge @ 3m	
ANT	802.11ac VHT20 CH44 5220MHz - L	
1	Horizontal	Fundamental
Peak	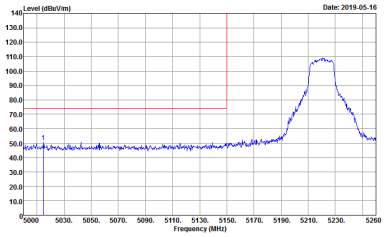	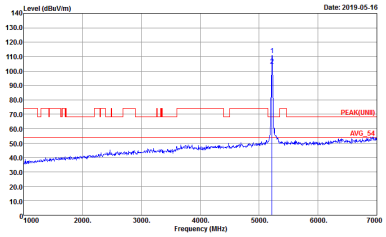
Avg.	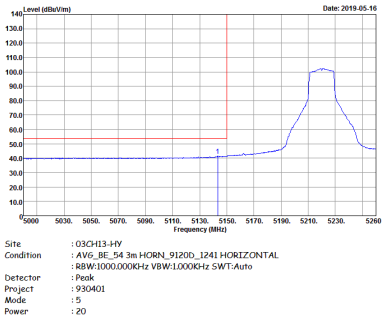	Left blank

WIFI	Band 1 5150~5250MHz Band Edge @ 3m	
ANT	802.11ac VHT20 CH44 5220MHz - R	
1	Horizontal	Fundamental
Peak	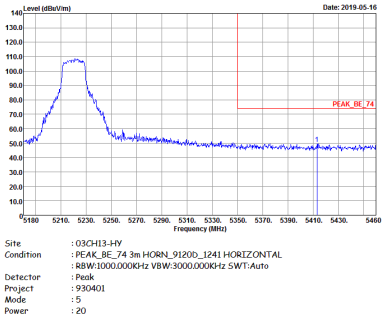	Left blank
Avg.	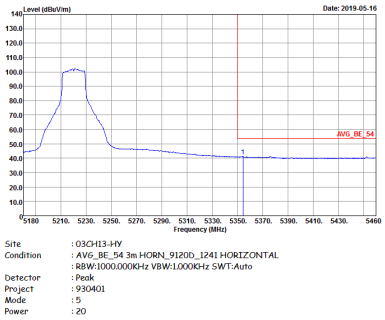	Left blank

WIFI	Band 1 5150~5250MHz Band Edge @ 3m	
ANT	802.11ac VHT20 CH44 5220MHz - L	
1	Vertical	Fundamental
Peak	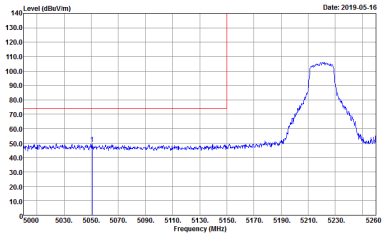 Site : 03CH13-HY Condition : PEAK_BE_74 3m HORN_9120D_1241 VERTICAL : RBW:1000.000KHz VBW:3000.000KHz SWT:Auto Detector : Peak Project : 930401 Mode : 5 Power : 20	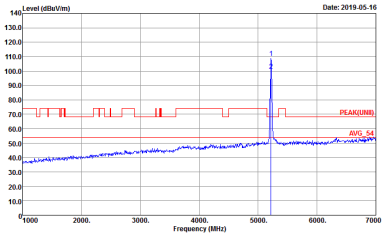 Site : 03CH13-HY Condition : PEAK(UNII) 3m HORN_9120D_1241 VERTICAL : RBW:1000.000KHz VBW:3000.000KHz SWT:Auto Detector : Peak Project : 930401 Mode : 5 Power : 20
Avg.	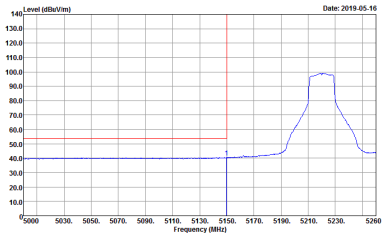 Site : 03CH13-HY Condition : AVG_BE_54 3m HORN_9120D_1241 VERTICAL : RBW:1000.000KHz VBW:1.000KHz SWT:Auto Detector : Peak Project : 930401 Mode : 5 Power : 20	Left blank

WIFI	Band 1 5150~5250MHz Band Edge @ 3m	
ANT	802.11ac VHT20 CH44 5220MHz - R	
1	Vertical	Fundamental
Peak	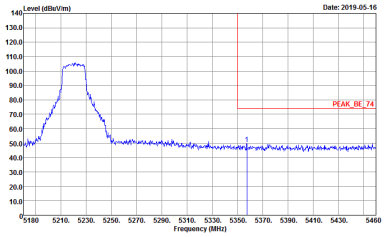 Site : 03CH13-HY Condition : PEAK_BE_74 3m HORN_9120D_1241 VERTICAL : RBW:1000.000KHz VBW:3000.000KHz SWT:Auto Detector : Peak Project : 930401 Mode : 5 Power : 20	Left blank
Avg.	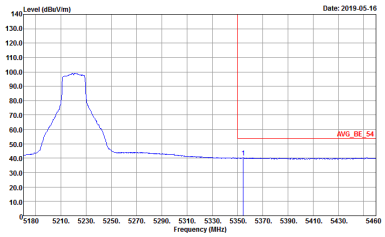 Site : 03CH13-HY Condition : AVG_BE_54 3m HORN_9120D_1241 VERTICAL : RBW:1000.000KHz VBW:1.000KHz SWT:Auto Detector : Peak Project : 930401 Mode : 5 Power : 20	Left blank

WIFI	Band 1 5150~5250MHz Band Edge @ 3m	
ANT	802.11ac VHT20 CH48 5240MHz - L	
1	Horizontal	Fundamental
Peak	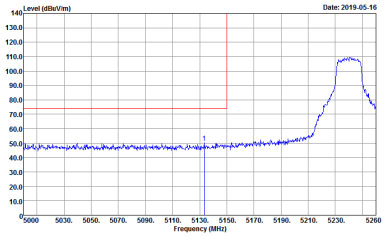 Site : 03CH13-HY Condition : PEAK_BE_74 3m HORN_9120D_1241 HORIZONTAL : RBW:1000.000KHz VBW:3000.000KHz SWT:Auto Detector : Peak Project : 930401 Mode : 6 Power : 20	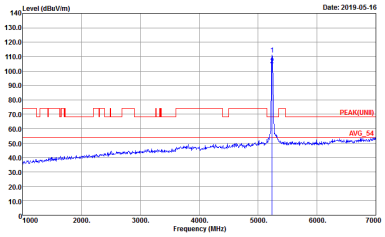 Site : 03CH13-HY Condition : PEAK(UNII) 3m HORN_9120D_1241 HORIZONTAL : RBW:1000.000KHz VBW:3000.000KHz SWT:Auto Detector : Peak Project : 930401 Mode : 6 Power : 20
Avg.	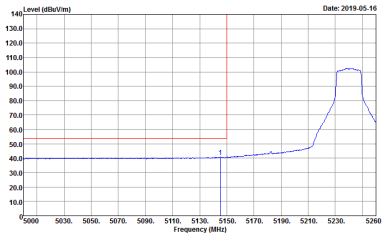 Site : 03CH13-HY Condition : AVG_BE_54 3m HORN_9120D_1241 HORIZONTAL : RBW:1000.000KHz VBW:1.000KHz SWT:Auto Detector : Peak Project : 930401 Mode : 6 Power : 20	Left blank

WIFI	Band 1 5150~5250MHz Band Edge @ 3m	
ANT	802.11ac VHT20 CH48 5240MHz - R	
1	Horizontal	Fundamental
Peak	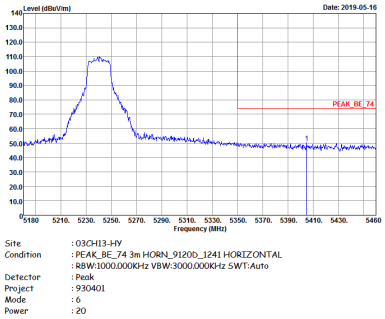	Left blank
Avg.	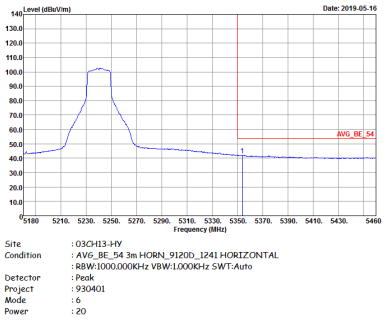	Left blank

WIFI	Band 1 5150~5250MHz Band Edge @ 3m	
ANT	802.11ac VHT20 CH48 5240MHz - L	
1	Vertical	Fundamental
Peak	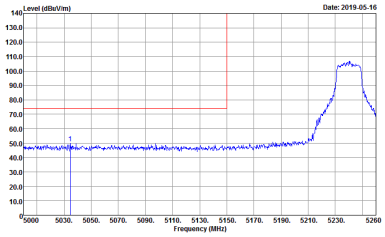	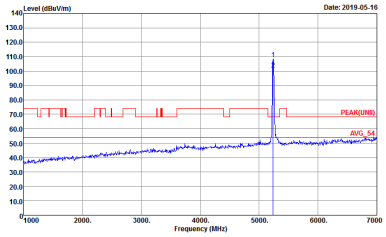
Avg.	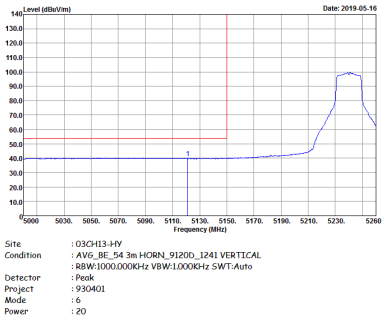	Left blank

WIFI	Band 1 5150~5250MHz Band Edge @ 3m	
ANT	802.11ac VHT20 CH48 5240MHz - R	
1	Vertical	Fundamental
Peak	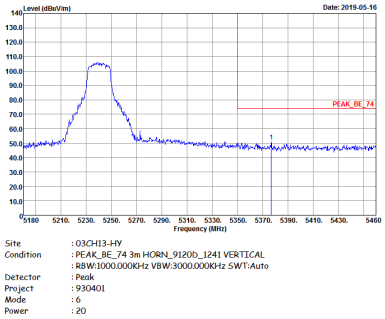	Left blank
Avg.	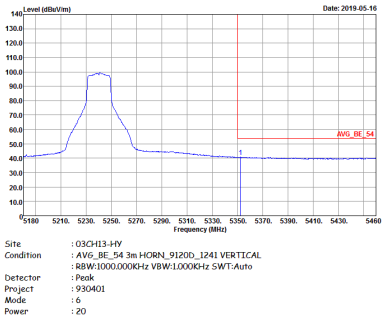	Left blank

Band 1 5150~5250MHz
WIFI 802.11ac VHT40 (Band Edge @ 3m)

WIFI	Band 1 5150~5250MHz Band Edge @ 3m	
ANT	802.11ac VHT40 CH38 5190MHz - L	
1	Horizontal	Fundamental
Peak	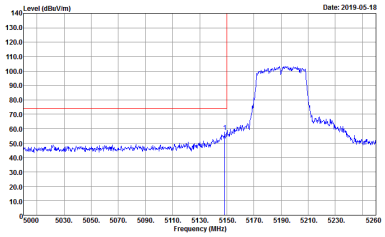 Site : 03CH13-HY Condition : PEAK_BE_74 3m HORN_9120D_1241 HORIZONTAL : RBW:1000.000KHz VBW:3000.000KHz SWT:Auto Detector : Peak Project : 930401 Mode : 7 Power : 17	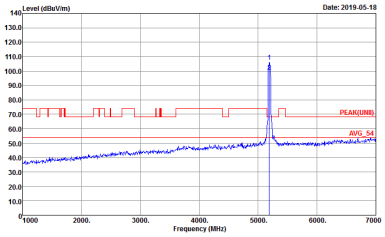 Site : 03CH13-HY Condition : PEAK(UNII) 3m HORN_9120D_1241 HORIZONTAL : RBW:1000.000KHz VBW:3000.000KHz SWT:Auto Detector : Peak Project : 930401 Mode : 7 Power : 17
Avg.	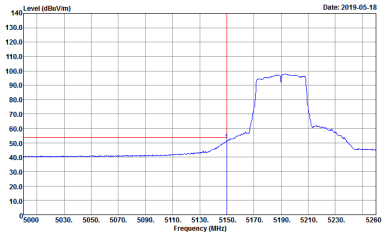 Site : 03CH13-HY Condition : AVG_BE_54 3m HORN_9120D_1241 HORIZONTAL : RBW:1000.000KHz VBW:3.000KHz SWT:Auto Detector : Peak Project : 930401 Mode : 7 Power : 17	Left blank

WIFI	Band 1 5150~5250MHz Band Edge @ 3m	
ANT	802.11ac VHT40 CH38 5190MHz - R	
1	Horizontal	Fundamental
Peak	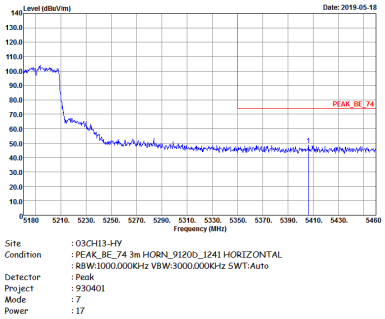	Left blank
Avg.	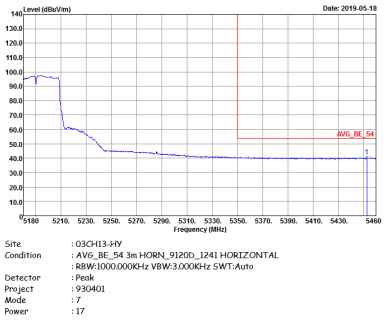	Left blank

WIFI	Band 1 5150~5250MHz Band Edge @ 3m	
ANT	802.11ac VHT40 CH38 5190MHz - L	
1	Vertical	Fundamental
Peak	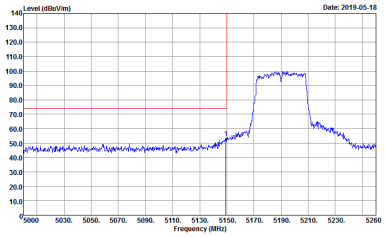 Site : 03CH13-HY Condition : PEAK_BE_74 3m HORN_9120D_1241 VERTICAL : RBW:1000.000KHz VBW:3000.000KHz SWT:Auto Detector : Peak Project : 930401 Mode : 7 Power : 17	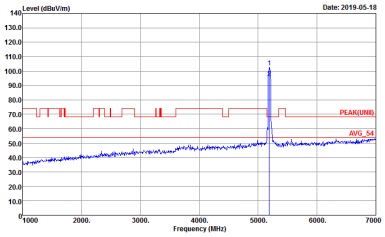 Site : 03CH13-HY Condition : PEAK(UNII) 3m HORN_9120D_1241 VERTICAL : RBW:1000.000KHz VBW:3000.000KHz SWT:Auto Detector : Peak Project : 930401 Mode : 7 Power : 17
Avg.	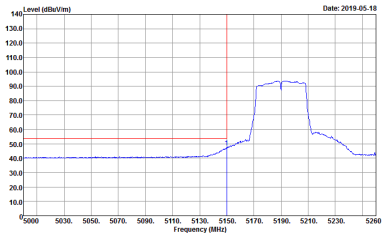 Site : 03CH13-HY Condition : AVG_BE_54 3m HORN_9120D_1241 VERTICAL : RBW:1000.000KHz VBW:3.000KHz SWT:Auto Detector : Peak Project : 930401 Mode : 7 Power : 17	Left blank

WIFI	Band 1 5150~5250MHz Band Edge @ 3m	
ANT	802.11ac VHT40 CH38 5190MHz - R	
1	Vertical	Fundamental
Peak	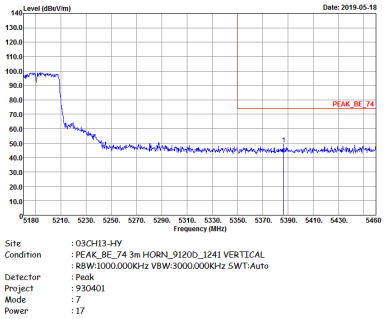	Left blank
Avg.	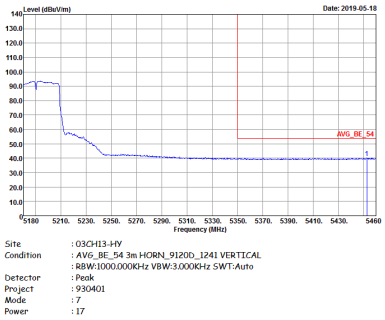	Left blank

WIFI	Band 1 5150~5250MHz Band Edge @ 3m	
ANT	802.11ac VHT40 CH46 5230MHz - L	
1	Horizontal	Fundamental
Peak	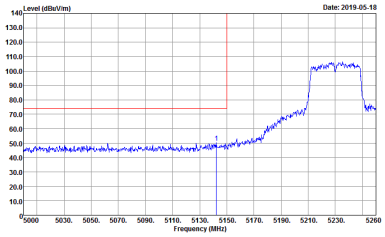	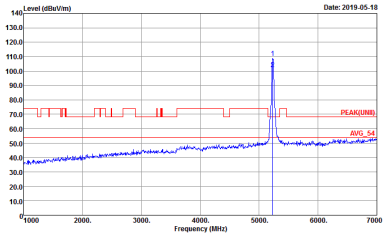
Avg.	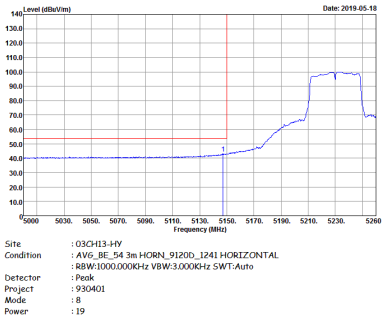	Left blank

WIFI	Band 1 5150~5250MHz Band Edge @ 3m	
ANT	802.11ac VHT40 CH46 5230MHz - R	
1	Horizontal	Fundamental
Peak	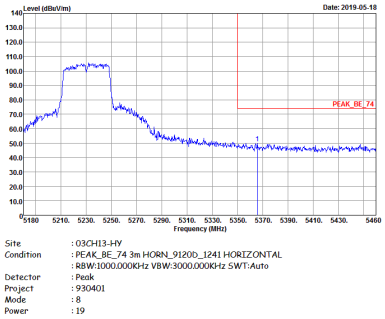	Left blank
Avg.	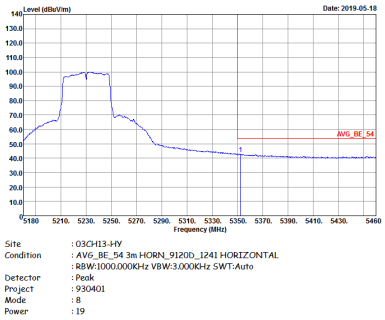	Left blank

WIFI	Band 1 5150~5250MHz Band Edge @ 3m	
ANT	802.11ac VHT40 CH46 5230MHz - L	
1	Vertical	Fundamental
Peak	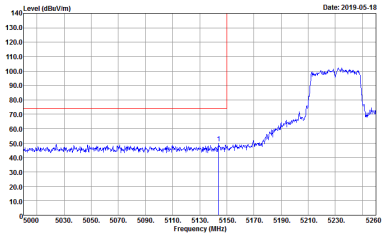 Site : 03CH13-HY Condition : PEAK_BE_74 3m HORN_9120D_1241 VERTICAL : RBW:1000.000KHz VBW:3000.000KHz SWT:Auto Detector : Peak Project : 930401 Mode : 8 Power : 19	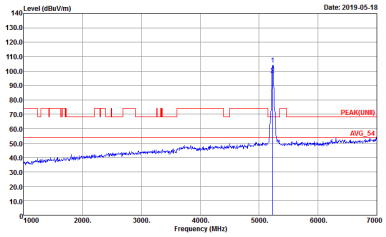 Site : 03CH13-HY Condition : PEAK(UNII) 3m HORN_9120D_1241 VERTICAL : RBW:1000.000KHz VBW:3000.000KHz SWT:Auto Detector : Peak Project : 930401 Mode : 8 Power : 19
Avg.	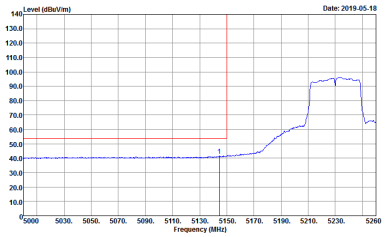 Site : 03CH13-HY Condition : AVG_BE_54 3m HORN_9120D_1241 VERTICAL : RBW:1000.000KHz VBW:3.000KHz SWT:Auto Detector : Peak Project : 930401 Mode : 8 Power : 19	Left blank

WIFI	Band 1 5150~5250MHz Band Edge @ 3m	
ANT	802.11ac VHT40 CH46 5230MHz - R	
1	Vertical	Fundamental
Peak	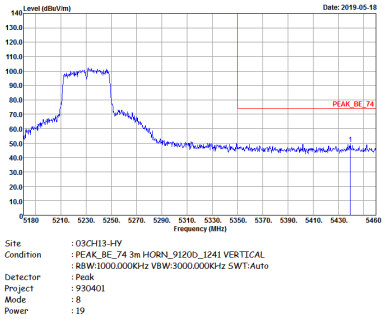	Left blank
Avg.	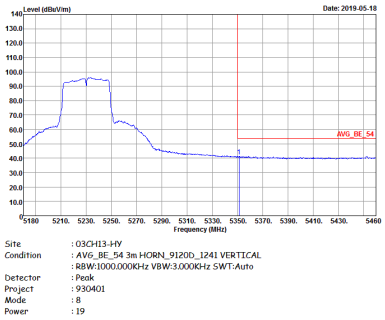	Left blank

Band 1 5150~5250MHz
WIFI 802.11ac VHT80 (Band Edge @ 3m)

WIFI	Band 1 5150~5250MHz Band Edge @ 3m	
ANT	802.11ac VHT80 CH42 5210MHz - L	
1	Horizontal	Fundamental
Peak	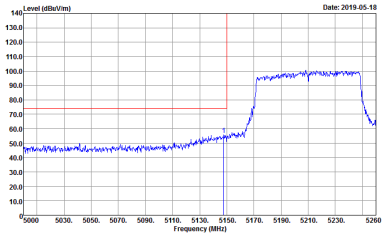 Site : 03CH13-HY Condition : PEAK_BE_74 3m HORN_9120D_1241 HORIZONTAL : RBW:1000.000KHz VBW:3000.000KHz SWT:Auto Detector : Peak Project : 930401 Mode : 9 Power : 17	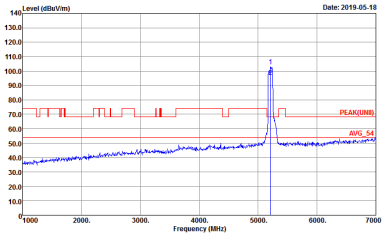 Site : 03CH13-HY Condition : PEAK(UNII) 3m HORN_9120D_1241 HORIZONTAL : RBW:1000.000KHz VBW:3000.000KHz SWT:Auto Detector : Peak Project : 930401 Mode : 9 Power : 17
Avg.	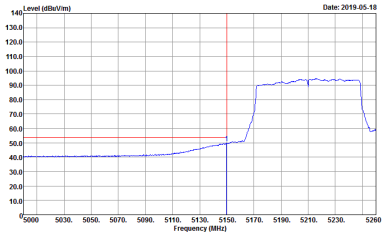 Site : 03CH13-HY Condition : AVG_BE_54 3m HORN_9120D_1241 HORIZONTAL : RBW:1000.000KHz VBW:3.000KHz SWT:Auto Detector : Peak Project : 930401 Mode : 9 Power : 17	Left blank

WIFI	Band 1 5150~5250MHz Band Edge @ 3m	
ANT	802.11ac VHT80 CH42 5210MHz - R	
1	Horizontal	Fundamental
Peak	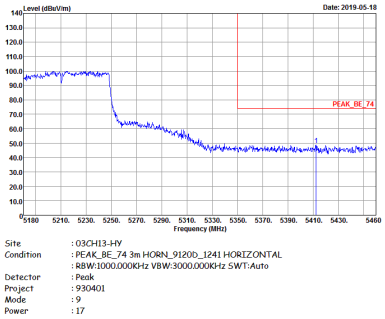	Left blank
Avg.	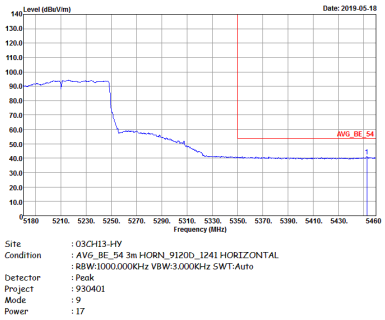	Left blank

WIFI	Band 1 5150~5250MHz Band Edge @ 3m	
ANT	802.11ac VHT80 CH42 5210MHz - L	
1	Vertical	Fundamental
Peak	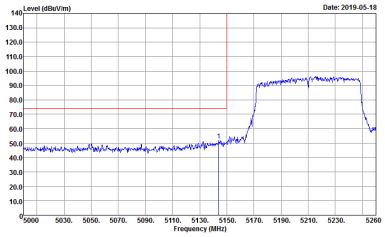	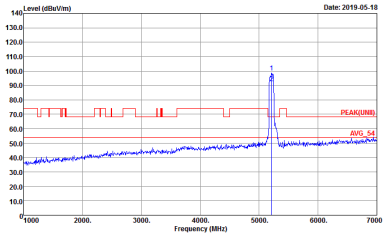
Avg.	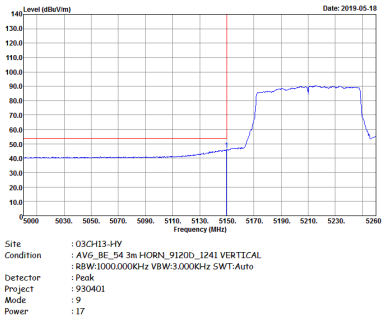	Left blank

WIFI	Band 1 5150~5250MHz Band Edge @ 3m	
ANT	802.11ac VHT80 CH42 5210MHz - R	
1	Vertical	Fundamental
Peak	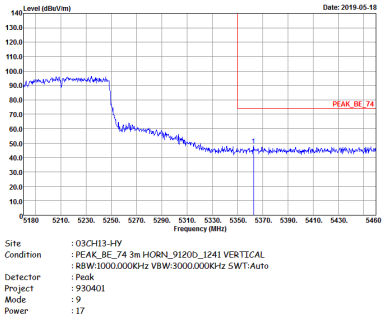	Left blank
Avg.	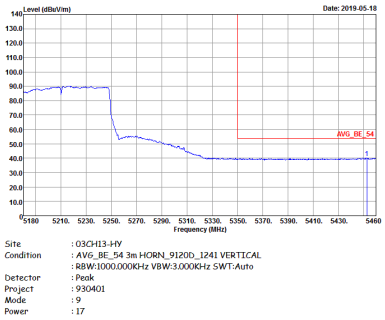	Left blank

Band 1 - 5150~5250MHz

WIFI 802.11a (Harmonic @ 3m)

WIFI	Band 1 5150~5250MHz Harmonic @ 3m	
ANT	802.11a CH36 5180MHz	
1	Horizontal	Vertical
Peak Avg.	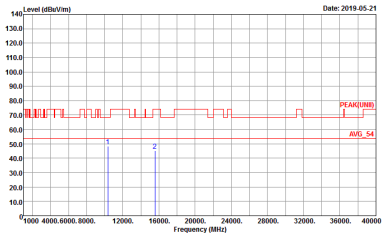 Site : 03CH13-HY Condition : PEAK(UNII) 3m HORN_9120D_1241 HORIZONTAL Detector : Peak Project : 930401 Mode : 1 Power : 20	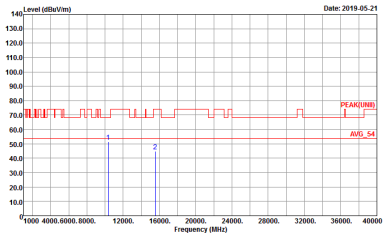 Site : 03CH13-HY Condition : PEAK(UNII) 3m HORN_9120D_1241 VERTICAL Detector : Peak Project : 930401 Mode : 1 Power : 20

WIFI	Band 1 5150~5250MHz Harmonic @ 3m	
ANT	802.11a CH44 5220MHz	
1	Horizontal	Vertical
Peak Avg.	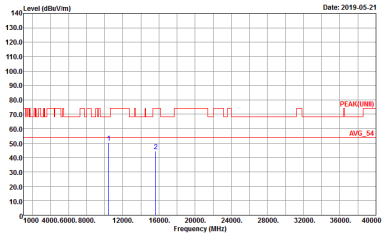 Site : 03CH13-HY Condition : PEAK(UNII) 3m HORN_9120D_1241 HORIZONTAL Detector : Peak Project : 930401 Mode : 2 Power : 20	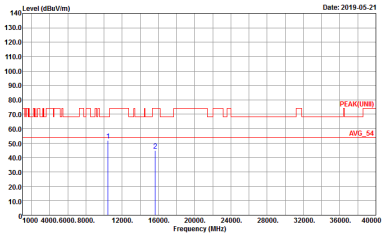 Site : 03CH13-HY Condition : PEAK(UNII) 3m HORN_9120D_1241 VERTICAL Detector : Peak Project : 930401 Mode : 2 Power : 20

WIFI	Band 1 5150~5250MHz Harmonic @ 3m	
ANT	802.11a CH48 5240MHz	
1	Horizontal	Vertical
Peak Avg.	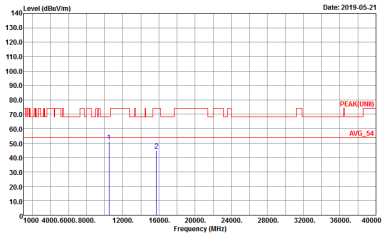 Site : 03CH13-HY Condition : PEAK(UNII) 3m HORN_9120D_1241 HORIZONTAL Detector : Peak Project : 930401 Mode : 3 Power : 20	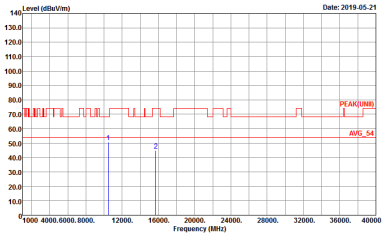 Site : 03CH13-HY Condition : PEAK(UNII) 3m HORN_9120D_1241 VERTICAL Detector : Peak Project : 930401 Mode : 3 Power : 20

Band 1 5150~5250MHz

WIFI 802.11ac VHT20 (Harmonic @ 3m)

WIFI	Band 1 5150~5250MHz Harmonic @ 3m	
ANT	802.11ac VHT20 CH36 5180MHz	
1	Horizontal	Vertical
Peak Avg.	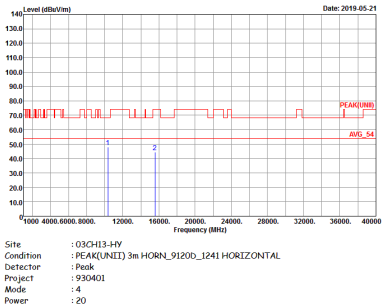 	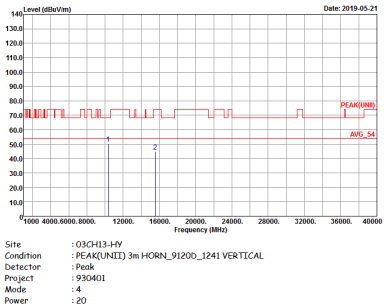

WIFI	Band 1 5150~5250MHz Harmonic @ 3m	
ANT	802.11ac VHT20 CH44 5220MHz	
1	Horizontal	Vertical
Peak Avg.	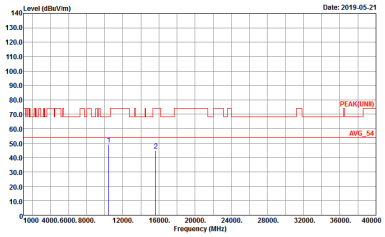 Site : 03CH13-HY Condition : PEAK(UNII) 3m HORN_9120D_1241 HORIZONTAL Detector : Peak Project : 930401 Mode : 5 Power : 20	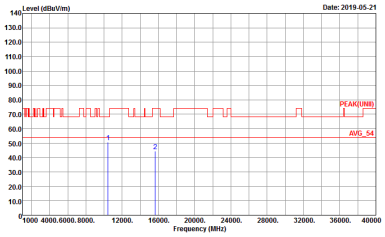 Site : 03CH13-HY Condition : PEAK(UNII) 3m HORN_9120D_1241 VERTICAL Detector : Peak Project : 930401 Mode : 5 Power : 20

WIFI	Band 1 5150~5250MHz Harmonic @ 3m	
ANT	802.11ac VHT20 CH48 5240MHz	
1	Horizontal	Vertical
Peak Avg.	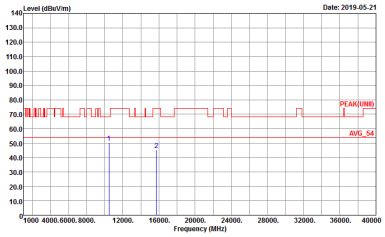 Site : 03CH13-HY Condition : PEAK(UNII) 3m HORN_9120D_1241 HORIZONTAL Detector : Peak Project : 930401 Mode : 6 Power : 20	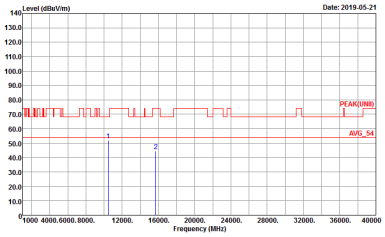 Site : 03CH13-HY Condition : PEAK(UNII) 3m HORN_9120D_1241 VERTICAL Detector : Peak Project : 930401 Mode : 6 Power : 20

Band 1 5150~5250MHz

WIFI 802.11ac VHT40 (Harmonic @ 3m)

WIFI	Band 1 5150~5250MHz Harmonic @ 3m	
ANT	802.11ac VHT40 CH38 5190MHz	
1	Horizontal	Vertical
Peak Avg.	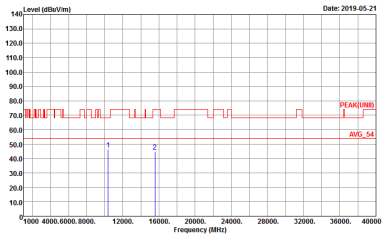 Site : 03CH13-HY Condition : PEAK(UNII) 3m HORN_9120D_1241 HORIZONTAL Detector : Peak Project : 930401 Mode : 7 Power : 20	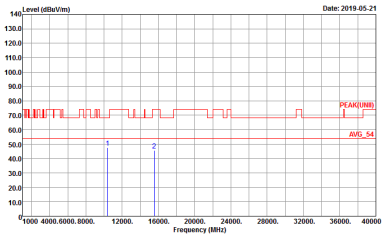 Site : 03CH13-HY Condition : PEAK(UNII) 3m HORN_9120D_1241 VERTICAL Detector : Peak Project : 930401 Mode : 7 Power : 20

WIFI	Band 1 5150~5250MHz Harmonic @ 3m	
ANT	802.11ac VHT40 CH46 5230MHz	
1	Horizontal	Vertical
Peak Avg.	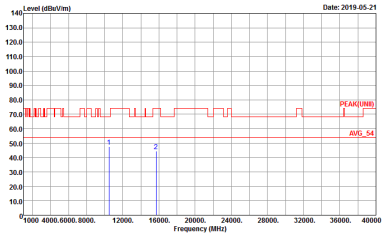 Site : 03CH13-HY Condition : PEAK(UNII) 3m HORN_9120D_1241 HORIZONTAL Detector : Peak Project : 930401 Mode : 8 Power : 20	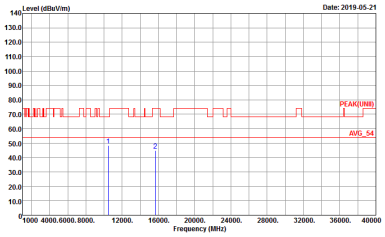 Site : 03CH13-HY Condition : PEAK(UNII) 3m HORN_9120D_1241 VERTICAL Detector : Peak Project : 930401 Mode : 8 Power : 20

Band 1 5150~5250MHz

WIFI 802.11ac VHT80 (Harmonic @ 3m)

WIFI	Band 1 5150~5250MHz Harmonic @ 3m	
ANT	802.11ac VHT80 CH42 5210MHz	
1	Horizontal	Vertical
Peak Avg.	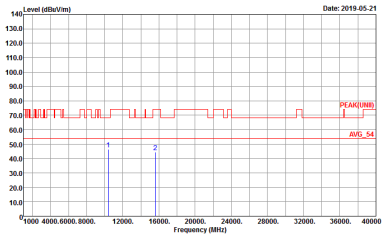 Site : 03CH13-HY Condition : PEAK(UNII) 3m HORN_9120D_1241 HORIZONTAL Detector : Peak Project : 930401 Mode : 9 Power : 17	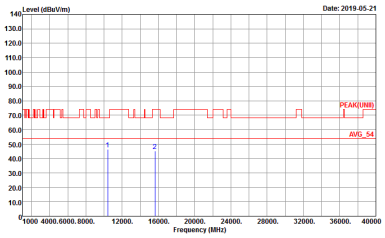 Site : 03CH13-HY Condition : PEAK(UNII) 3m HORN_9120D_1241 VERTICAL Detector : Peak Project : 930401 Mode : 9 Power : 17

Band 2 - 5250~5350MHz

WIFI 802.11a (Band Edge @ 3m)

WIFI	Band 2 5250~5350MHz Band Edge @ 3m	
ANT	802.11a CH52 5260MHz - L	
1	Horizontal	Fundamental
Peak	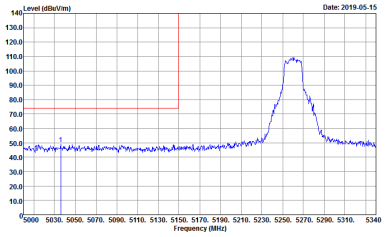 Site : 03CH13-HY Condition : PEAK_BE_74 3m HORN_9120D_1241 HORIZONTAL : RBW:1000.000KHz VBW:3000.000KHz SWT:Auto Detector : Peak Project : 930401 Mode : 10 Power : 20	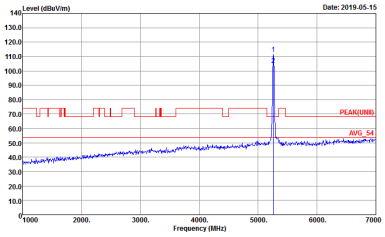 Site : 03CH13-HY Condition : PEAK(UNII) 3m HORN_9120D_1241 HORIZONTAL : RBW:1000.000KHz VBW:3000.000KHz SWT:Auto Detector : Peak Project : 930401 Mode : 10 Power : 20
Avg.	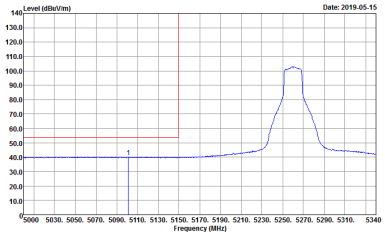 Site : 03CH13-HY Condition : AVG_BE_54 3m HORN_9120D_1241 HORIZONTAL : RBW:1000.000KHz VBW:1.000KHz SWT:Auto Detector : Peak Project : 930401 Mode : 10 Power : 20	Left blank

WIFI	Band 2 5250~5350MHz Band Edge @ 3m	
ANT	802.11a CH52 5260MHz - R	
1	Horizontal	Fundamental
Peak	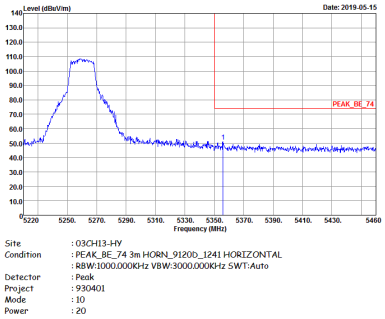	Left blank
Avg.	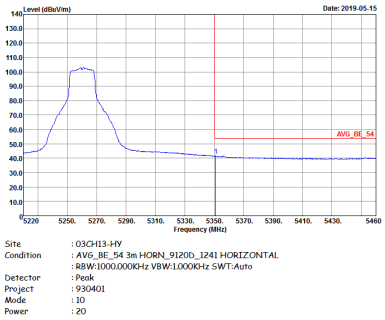	Left blank

WIFI	Band 2 5250~5350MHz Band Edge @ 3m	
ANT	802.11a CH52 5260MHz - L	
1	Vertical	Fundamental
Peak	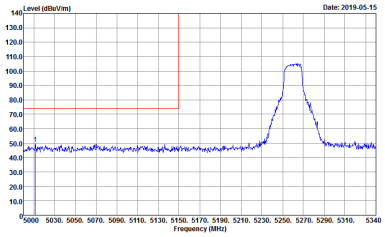 Site : 03CH13-HY Condition : PEAK_BE_74 3m HORN_9120D_1241 VERTICAL : RBW:1000.000KHz VBW:3000.000KHz SWT:Auto Detector : Peak Project : 930401 Mode : 10 Power : 20	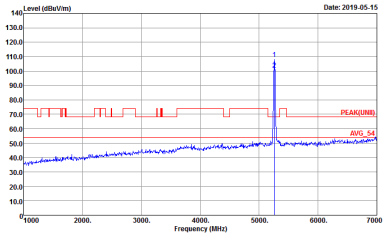 Site : 03CH13-HY Condition : PEAK(UNII) 3m HORN_9120D_1241 VERTICAL : RBW:1000.000KHz VBW:3000.000KHz SWT:Auto Detector : Peak Project : 930401 Mode : 10 Power : 20
Avg.	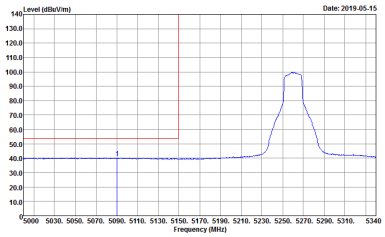 Site : 03CH13-HY Condition : AVG_BE_54 3m HORN_9120D_1241 VERTICAL : RBW:1000.000KHz VBW:1.000KHz SWT:Auto Detector : Peak Project : 930401 Mode : 10 Power : 20	Left blank

WIFI	Band 2 5250~5350MHz Band Edge @ 3m	
ANT	802.11a CH52 5260MHz - R	
1	Vertical	Fundamental
Peak	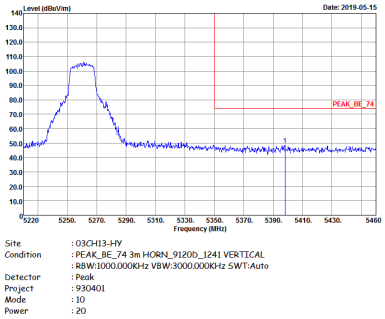	Left blank
Avg.	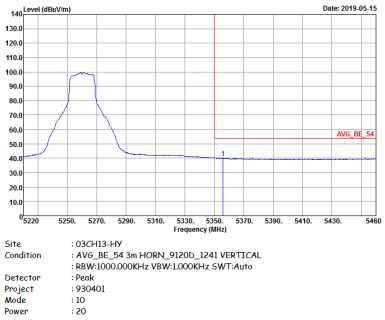	Left blank

WIFI	Band 2 5250~5350MHz Band Edge @ 3m	
ANT	802.11a CH60 5300MHz - L	
1	Horizontal	Fundamental
Peak	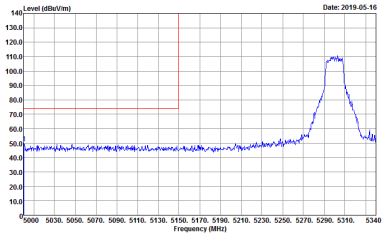 Site : 03CH13-HY Condition : PEAK_BE_74 3m HORN_9120D_1241 HORIZONTAL : RBW:1000.000KHz VBW:3000.000KHz SWT:Auto Detector : Peak Project : 930401 Mode : 11 Power : 20	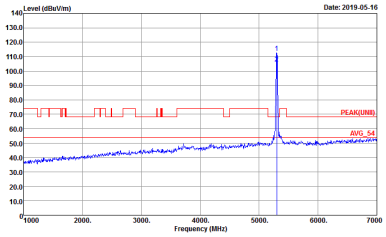 Site : 03CH13-HY Condition : PEAK(UNII) 3m HORN_9120D_1241 HORIZONTAL : RBW:1000.000KHz VBW:3000.000KHz SWT:Auto Detector : Peak Project : 930401 Mode : 11 Power : 20
Avg.	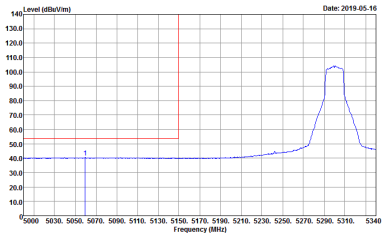 Site : 03CH13-HY Condition : AVG_BE_54 3m HORN_9120D_1241 HORIZONTAL : RBW:1000.000KHz VBW:1.000KHz SWT:Auto Detector : Peak Project : 930401 Mode : 11 Power : 20	Left blank

WIFI	Band 2 5250~5350MHz Band Edge @ 3m	
ANT	802.11a CH60 5300MHz - R	
1	Horizontal	Fundamental
Peak	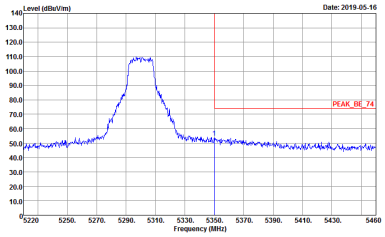 Site : 03CH13-HY Condition : PEAK_BE_74 3m HORN_9120D_1241 HORIZONTAL : RBW:1000.000KHz VBW:3000.000KHz SWT:Auto Detector : Peak Project : 930401 Mode : 11 Power : 20	Left blank
Avg.	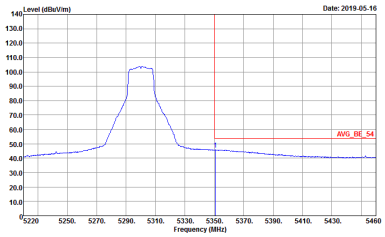 Site : 03CH13-HY Condition : AVG_BE_54 3m HORN_9120D_1241 HORIZONTAL : RBW:1000.000KHz VBW:1.000KHz SWT:Auto Detector : Peak Project : 930401 Mode : 11 Power : 20	Left blank

WIFI	Band 2 5250~5350MHz Band Edge @ 3m	
ANT	802.11a CH60 5300MHz - L	
1	Vertical	Fundamental
Peak	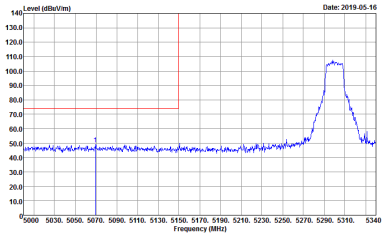 Site : 03CH13-HY Condition : PEAK_BE_74 3m HORN_9120D_1241 VERTICAL : RBW:1000.000KHz VBW:3000.000KHz SWT:Auto Detector : Peak Project : 930401 Mode : 11 Power : 20	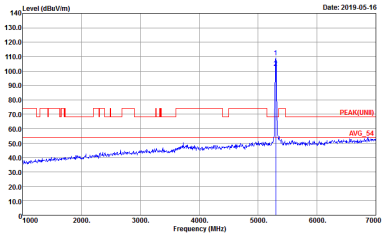 Site : 03CH13-HY Condition : PEAK(UNII) 3m HORN_9120D_1241 VERTICAL : RBW:1000.000KHz VBW:3000.000KHz SWT:Auto Detector : Peak Project : 930401 Mode : 11 Power : 20
Avg.	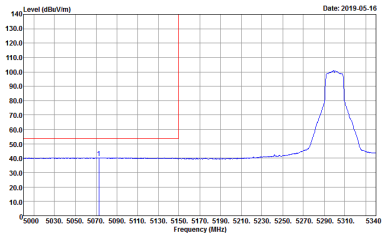 Site : 03CH13-HY Condition : AVG_BE_54 3m HORN_9120D_1241 VERTICAL : RBW:1000.000KHz VBW:1.000KHz SWT:Auto Detector : Peak Project : 930401 Mode : 11 Power : 20	Left blank

WIFI	Band 2 5250~5350MHz Band Edge @ 3m	
ANT	802.11a CH60 5300MHz - R	
1	Vertical	Fundamental
Peak	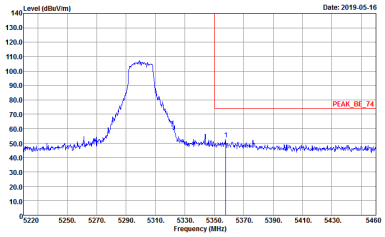	Left blank
Avg.	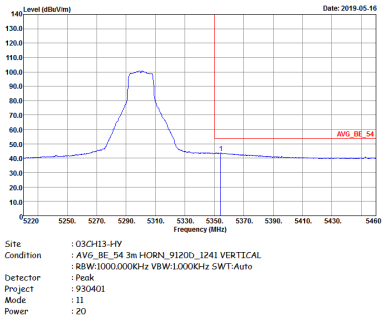	Left blank

WIFI	Band 2 5250~5350MHz Band Edge @ 3m	
ANT	802.11a CH64 5320MHz	
1	Horizontal	Fundamental
Peak	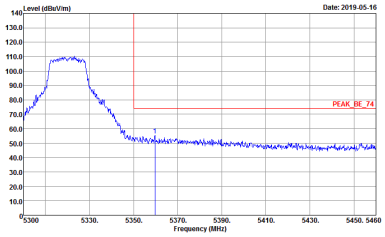 Site : 03CH13-HY Condition : PEAK_BE_74 3m HORN_9120D_1241 HORIZONTAL : RBW:1000.000KHz VBW:3000.000KHz SWT:Auto Detector : Peak Project : 930401 Mode : 12 Power : 20	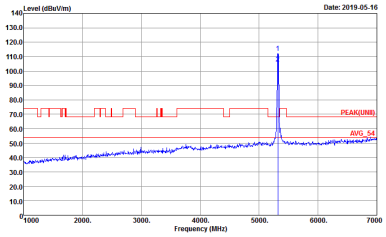 Site : 03CH13-HY Condition : PEAK(UNII) 3m HORN_9120D_1241 HORIZONTAL : RBW:1000.000KHz VBW:3000.000KHz SWT:Auto Detector : Peak Project : 930401 Mode : 12 Power : 20
Avg.	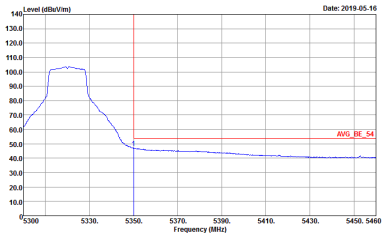 Site : 03CH13-HY Condition : AVG_BE_54 3m HORN_9120D_1241 HORIZONTAL : RBW:1000.000KHz VBW:1.000KHz SWT:Auto Detector : Peak Project : 930401 Mode : 12 Power : 20	Left blank

WIFI	Band 2 5250~5350MHz Band Edge @ 3m	
ANT	802.11a CH64 5320MHz	
1	Vertical	Fundamental
Peak	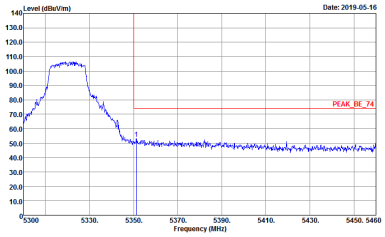 Site : 03CH13-HY Condition : PEAK_BE_74 3m HORN_9120D_1241 VERTICAL : RBW:1000.000KHz VBW:3000.000KHz SWT:Auto Detector : Peak Project : 930401 Mode : 12 Power : 20	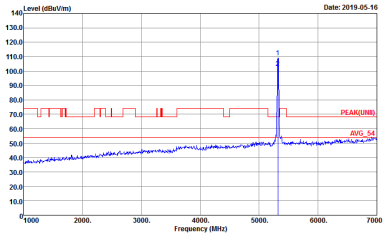 Site : 03CH13-HY Condition : PEAK(UNII) 3m HORN_9120D_1241 VERTICAL : RBW:1000.000KHz VBW:3000.000KHz SWT:Auto Detector : Peak Project : 930401 Mode : 12 Power : 20
Avg.	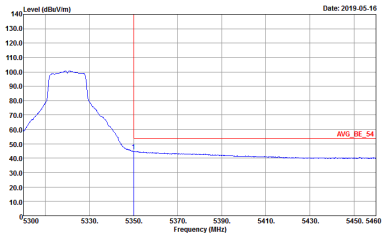 Site : 03CH13-HY Condition : AVG_BE_54 3m HORN_9120D_1241 VERTICAL : RBW:1000.000KHz VBW:1.000KHz SWT:Auto Detector : Peak Project : 930401 Mode : 12 Power : 20	Left blank

Band 2 5250~5350MHz

WIFI 802.11ac VHT20 (Band Edge @ 3m)

WIFI	Band 2 5250~5350MHz Band Edge @ 3m	
ANT	802.11ac VHT20 CH52 5260MHz - L	
1	Horizontal	Fundamental
Peak	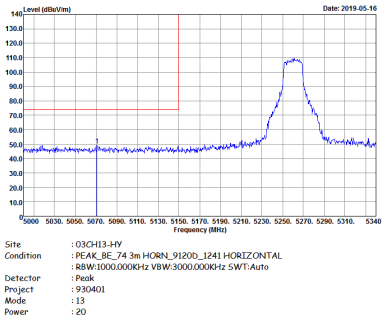	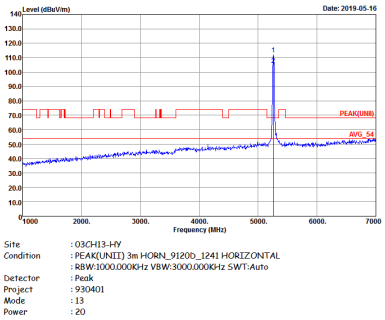
Avg.	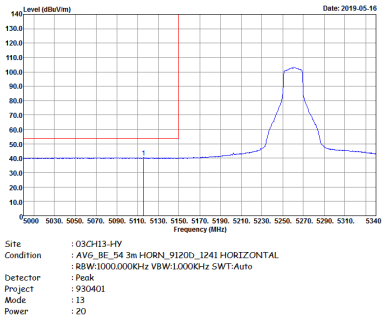	Left blank