FCC RADIO TEST REPORT

FCC ID	:	**UZ7EC55BK**
Equipment	:	**Enterprise Computer**
Brand Name	:	**Zebra**
Model Name	:	**EC55BK**
Applicant	:	**Zebra Technologies Corporation** **1 Zebra Plaza, Holtsville, NY 11742**
Manufacturer	:	**Zebra Technologies Corporation** **1 Zebra Plaza, Holtsville, NY 11742**
Standard	:	**FCC Part 15 Subpart E §15.407**

The product was received on Jul. 22, 2020 and testing was started from Oct. 07, 2020 and completed on Oct. 20, 2020. We, SPORTON INTERNATIONAL INC., EMC & Wireless Communications Laboratory, would like to declare that the tested sample has been evaluated in accordance with the test procedures and has been in compliance with the applicable technical standards.

The test results in this variant report apply exclusively to the tested model / sample. Without written approval of SPORTON INTERNATIONAL INC. EMC & Wireless Communications Laboratory, the test report shall not be reproduced except in full.

Louis Wu

Approved by: Louis Wu

SPORTON INTERNATIONAL INC. EMC & Wireless Communications Laboratory
No. 52, Huaya 1st Rd., Guishan Dist., Taoyuan City, Taiwan (R.O.C.)

Table of Contents

History of this test report **3**
Summary of Test Result **4**
1 General Description **5**
1.1 Product Feature of Equipment Under Test 5
1.2 Product Specification of Equipment Under Test 7
1.3 Modification of EUT 9
1.4 Testing Location 10
1.5 Applicable Standards 10
2 Test Configuration of Equipment Under Test **11**
2.1 Carrier Frequency and Channel 11
2.2 Test Mode 13
2.3 Connection Diagram of Test System 25
2.4 Support Unit used in test configuration and system 26
2.5 EUT Operation Test Setup 26
3 Test Result **27**
3.1 Maximum Conducted Output Power Measurement 27
3.2 Unwanted Emissions Measurement 35
3.3 Antenna Requirements 39
4 List of Measuring Equipment **40**
5 Uncertainty of Evaluation **42**
Appendix A. Radiated Spurious Emission
Appendix B. Radiated Spurious Emission Plots
Appendix C. Duty Cycle Plots
Appendix D. Setup Photographs
Appendix E. Original Report

History of this test report

Report No.	Version	Description	Issued Date
FR070405E	01	Initial issue of report	Nov. 05, 2020

Summary of Test Result

Report Clause	Ref Std. Clause	Test Items	Result (PASS/FAIL)	Remark
-	15.403(i)	26dB Bandwidth	Not Required	-
-	2.1049	99% Occupied Bandwidth	Reporting only	-
3.1	15.407(a)	Maximum Conducted Output Power	Pass	-
-	15.407(a)	Power Spectral Density	Not Required	-
3.2	15.407(b)	Unwanted Emissions	Pass	Under limit 2.97 dB at 5463.600 MHz
-	15.207	AC Conducted Emission	Not Required	-
-	15.407(c)	Automatically Discontinue Transmission	Not Required	-
3.3	15.203 15.407(a)	Antenna Requirement	Pass	-

Note:

1. Not required means after assessing, test items are not necessary to carry out.
2. This is a variant report. The difference between EC55AK and EC55BK is the performance for cellular bands. The detail of similarity and difference can be found in Operation Description. All the test cases were performed on original report which can be referred to Sporton Report Number FR070401E as appendix E. Based on the original report, the test cases were verified.

Declaration of Conformity:
The test results with all measurement uncertainty excluded are presented in accordance with the regulation limits or requirements declared by manufacturers.
Comments and Explanations:
The declared of product specification for EUT presented in the report are provided by the manufacturer, and the manufacturer takes all the responsibilities for the accuracy of product specification.

Reviewed by: Wii Chang

Report Producer: Amy Chen

1 General Description

1.1 Product Feature of Equipment Under Test

Product Feature	
Equipment	Enterprise Computer
Brand Name	Zebra
Model Name	EC55BK
FCC ID	UZ7EC55AK
EUT supports Radios application	WCDMA/HSPA/LTE/NFC/GNSS WLAN 11a/b/g/n HT20/HT40 WLAN 11ac VHT20/VHT40/VHT80 Bluetooth BR/EDR/LE
HW Version	EV2
SW Version	Android version 10
FW Version	10-13-12.00-QG-U00-PRD-HEL-04
MFD	02JUL20
EUT Stage	Engineering Sample

Remark: The above EUT's information was declared by manufacturer.

Specification of Accessories				
AC Adapter	**Brand Name**	Zebra	**Part Number**	PWR-WUA5V15W0US
USB TYPE-C to TYPE-C cable	**Brand Name**	Zebra	**Part Number**	CBL-EC5X-USBC3A-01
Battery 1	**Brand Name**	Zebra	**Part Number**	BT-000424-00
Battery 2	**Brand Name**	Zebra	**Part Number**	BT-000424-08
Earphone 1	**Brand Name**	Zebra	**Part Number**	HDST-35MM-PTVP-01
Earphone 2	**Brand Name**	Zebra	**Part Number**	HS2100-OTH
USB TYPE C to 3.5mm audio connector	**Brand Name**	Symbol	**Part Number**	ADP-USBC-35MM1-01
3.5mm Jack 43"(1.1m) Standard Cable	**Brand Name**	Zebra	**Part Number**	CBL-HS2100-3MS1-01
Trigger Handle	**Brand Name**	Zebra	**Part Number**	TRG-EC5X-SNP1-01
Soft Holster	**Brand Name**	Zebra	**Part Number**	SG-EC5X-HLSTR1-01
Protective Boot	**Brand Name**	Zebra	**Part Number**	SG-EC5X-BOOT1-01

Sample List				
	Sample 1	**Sample 2**	**Sample 3**	**Sample 4**
Operating System	ANDROID	ANDROID	ANDROID	ANDROID
RAM	3GB	3GB	4GB	4GB
FLASH	32GB	32GB	64GB	64GB
Scanner	NO	SE4100	SE4100	SE4100
Front Camera	5MP	NO	5MP	5MP
Rear Camera	13MP	13MP	13MP	13MP
	MICRO SD	MICRO SD	MICRO SD	MICRO SD
	GMS	GMS	GMS	GMS
Back connector	NO I/O CONNECTOR	2-PIN	2-PIN	8-PIN
	ROW - Excludes China	ROW - Excludes China	ROW - Excludes China	ROW - Excludes China

1.2 Product Specification of Equipment Under Test

Product Specification subjective to this standard	
Tx/Rx Frequency Range	5180 MHz ~ 5240 MHz 5260 MHz ~ 5320 MHz 5500 MHz ~ 5720 MHz
Maximum Output Power to Antenna <CDD Mode>	**<5180 MHz ~ 5240 MHz>** **<Ant. 0>** 802.11a : 17.30 dBm / 0.537 W 802.11n HT20 : 17.20 dBm / 0.0525 W 802.11n HT40 : 17.10 dBm / 0.0513 W 802.11ac VHT20: 17.30 dBm / 0.0537 W 802.11ac VHT40: 17.20 dBm / 0.0525 W 802.11ac VHT80: 16.60 dBm / 0.0457 W **<Ant. 1>** 802.11a : 17.40 dBm / 0.0550 W 802.11n HT20 : 17.10 dBm / 0.0513 W 802.11n HT40 : 17.20 dBm / 0.0525 W 802.11ac VHT20: 17.20 dBm / 0.0525 W 802.11ac VHT40: 17.30 dBm / 0.0537 W 802.11ac VHT80: 16.60 dBm / 0.0457 W **MIMO <Ant. 0+1>** 802.11a : 19.36 dBm / 0.0863 W 802.11n HT20 : 19.16 dBm / 0.0824 W 802.11n HT40 : 19.16 dBm / 0.0824 W 802.11ac VHT20: 19.26 dBm / 0.0843 W 802.11ac VHT40: 19.26 dBm / 0.0843 W 802.11ac VHT80: 18.97 dBm / 0.0789 W **<5260 MHz ~ 5320 MHz>** **<Ant. 0>** 802.11a : 17.30 dBm / 0.0537 W 802.11n HT20 : 17.30 dBm / 0.0537 W 802.11n HT40 : 17.10 dBm / 0.0513 W 802.11ac VHT20: 17.40 dBm / 0.0550 W 802.11ac VHT40: 17.20 dBm / 0.0525 W 802.11ac VHT80: 15.30 dBm / 0.0339 W **<Ant. 1>** 802.11a : 17.40 dBm / 0.0550 W 802.11n HT20 : 17.20 dBm / 0.0525 W 802.11n HT40 : 17.10 dBm / 0.0513 W 802.11ac VHT20: 17.30 dBm / 0.0537 W 802.11ac VHT40: 17.20 dBm / 0.0525 W 802.11ac VHT80: 15.20 dBm / 0.0331 W **MIMO <Ant. 0+1>** 802.11a : 19.26 dBm / 0.0843 W 802.11n HT20 : 19.11 dBm / 0.0815 W 802.11n HT40 : 18.92 dBm / 0.0780 W 802.11ac VHT20: 19.21 dBm / 0.0834 W 802.11ac VHT40: 19.02 dBm / 0.0798 W 802.11ac VHT80: 15.57 dBm / 0.0361 W

Product Specification subjective to this standard	
Maximum Output Power to Antenna <CDD Mode>	**<5500 MHz ~ 5720 MHz>** **<Ant. 0>** 802.11a : 17.30 dBm / 0.0537 W 802.11n HT20 : 17.30 dBm / 0.0537 W 802.11n HT40 : 17.20 dBm / 0.0525 W 802.11ac VHT20: 17.40 dBm / 0.0550 W 802.11ac VHT40: 17.30 dBm / 0.0537 W 802.11ac VHT80: 17.40 dBm / 0.0550 W **<Ant. 1>** 802.11a : 17.40 dBm / 0.0550 W 802.11n HT20 : 17.30 dBm / 0.0537 W 802.11n HT40 : 17.20 dBm / 0.0525 W 802.11ac VHT20: 17.40 dBm / 0.0550 W 802.11ac VHT40: 17.30 dBm / 0.0537 W 802.11ac VHT80: 17.30 dBm / 0.0537 W **MIMO <Ant. 0+1>** 802.11a : 19.81 dBm / 0.0957 W 802.11n HT20 : 19.76 dBm / 0.0946 W 802.11n HT40 : 19.71 dBm / 0.0935 W 802.11ac VHT20: 19.86 dBm / 0.0968 W 802.11ac VHT40: 19.81 dBm / 0.0957 W 802.11ac VHT80: 19.86 dBm / 0.0968 W
Maximum Output Power to Antenna <TXBF Mode>	**MIMO <Ant. 0+1>** **<5180 MHz ~ 5240 MHz>** 802.11ac VHT20: 18.97 dBm / 0.0789 W 802.11ac VHT40: 19.16 dBm / 0.0824 W 802.11ac VHT80: 18.68 dBm / 0.0738 W **<5260 MHz ~ 5320 MHz>** 802.11ac VHT20: 19.16 dBm / 0.0824 W 802.11ac VHT40: 18.97 dBm / 0.0789 W 802.11ac VHT80: 16.21 dBm / 0.0418 W **<5500 MHz ~ 5720 MHz>** 802.11ac VHT20: 19.51 dBm / 0.0893 W 802.11ac VHT40: 19.43 dBm / 0.0877 W 802.11ac VHT80: 19.43 dBm / 0.0877 W

<table>
<tr><th colspan="2">Product Specification subjective to this standard</th></tr>
<tr><td>Antenna Type / Gain</td><td><5180 MHz ~ 5240 MHz>
Ant. 0: PIFA Antenna with gain 0.80 dBi
Ant. 1: PIFA Antenna with gain 2.60 dBi
<5260 MHz ~ 5320 MHz>
Ant. 0 : PIFA Antenna with gain 1.10 dBi
Ant. 1 : PIFA Antenna with gain 2.30 dBi
<5500 MHz ~ 5720 MHz>
Ant. 0 : PIFA Antenna with gain 1.40 dBi
Ant. 1 : PIFA Antenna with gain 3.00 dBi</td></tr>
<tr><td>Type of Modulation</td><td>802.11a/n : OFDM (BPSK/QPSK/16QAM/64QAM)
802.11ac : OFDM (BPSK/QPSK/16QAM/64QAM/256QAM)</td></tr>
<tr><td>Antenna Function Description</td><td><table>
<tr><th></th><th>Ant. 0</th><th>Ant. 1</th></tr>
<tr><td>802.11 a/n/ac</td><td>V</td><td>V</td></tr>
<tr><td>802.11 a/n/ac MIMO</td><td>V</td><td>V</td></tr>
<tr><td>802.11 ac TXBF</td><td>V</td><td>V</td></tr>
</table></td></tr>
</table>

Note: MIMO Ant. 0+1 is a calculated result from sum of the power MIMO Ant. 0 and MIMO Ant. 1.

1.3 Modification of EUT

No modifications are made to the EUT during all test items.

1.4 Testing Location

Test Site	SPORTON INTERNATIONAL INC. EMC & Wireless Communications Laboratory
Test Site Location	No.52, Huaya 1st Rd., Guishan Dist., Taoyuan City, Taiwan (R.O.C.) TEL: +886-3-327-3456 FAX: +886-3-328-4978
Test Site No.	**Sporton Site No.**
	TH05-HY

Test Site	SPORTON INTERNATIONAL INC. EMC & Wireless Communications Laboratory
Test Site Location	No.58, Aly. 75, Ln. 564, Wenhua 3rd, Rd., Guishan Dist., Taoyuan City, Taiwan (R.O.C.) TEL: +886-3-327-0868 FAX: +886-3-327-0855
Test Site No.	**Sporton Site No.**
	03CH11-HY

Note: The test site complies with ANSI C63.4 2014 requirement.

FCC designation No.: TW1190 and TW0007

1.5 Applicable Standards

According to the specifications of the manufacturer, the EUT must comply with the requirements of the following standards:

- FCC Part 15 Subpart E
- FCC KDB 789033 D02 General UNII Test Procedures New Rules v02r01.
- FCC KDB 662911 D01 Multiple Transmitter Output v02r01.
- ANSI C63.10-2013

Remark:

1. All test items were verified and recorded according to the standards and without any deviation during the test.
2. The TAF code is not including all the FCC KDB listed without accreditation.
3. This EUT has also been tested and complied with the requirements of FCC Part 15, Subpart B, recorded in a separate test report.

2 Test Configuration of Equipment Under Test

a. The EUT has been associated with peripherals and configuration operated in a manner tended to maximize its emission characteristics in a typical application. Frequency range investigated: radiation emission (1 GHz to the 10th harmonic of the highest fundamental frequency or to 40 GHz, whichever is lower). For radiated measurement, pre-scanned in three orthogonal panels, X, Y, Z. The worst cases (CDD Mode: X Plane with Adapter for Ant. 0 and MIMO Ant. 0+1, Z Plane with Adapter for Ant. 1; TXBF Mode: X Plane with Notebook) were recorded in this report.

2.1 Carrier Frequency and Channel

Frequency Band	Channel	Freq. (MHz)	Channel	Freq. (MHz)
5150-5250 MHz Band 1 (U-NII-1)	36	5180	44	5220
	38*	5190	46*	5230
	40	5200	48	5240
	42#	5210		

Frequency Band	Channel	Freq. (MHz)	Channel	Freq. (MHz)
5250-5350 MHz Band 2 (U-NII-2A)	52	5260	60	5300
	54*	5270	62*	5310
	56	5280	64	5320
	58#	5290		

Frequency Band	Channel	Freq. (MHz)	Channel	Freq. (MHz)
5470-5725 MHz Band 3 (U-NII-2C)	100	5500	112	5560
	102*	5510	116	5580
	104	5520	132	5660
	106#	5530	134*	5670
	108	5540	136	5680
	110*	5550	140	5700

Frequency Band	Channel	Freq. (MHz)	Channel	Freq. (MHz)
TDWR Channel	118*	5590	124	5620
	120	5600	126*	5630
	122#	5610	128	5640

Frequency Band	Channel	Freq. (MHz)	Channel	Freq. (MHz)
Straddle Channel	138#	5690	144	5720
	142*	5710		

Note:

1. The above Frequency and Channel in "*" were 802.11n HT40 and 802.11ac VHT40.
2. The above Frequency and Channel in "#" were 802.11ac VHT80.

2.2 Test Mode

Final test modes are considering the modulation and worse data rates as below table.

CDD Mode

Modulation	Data Rate
802.11a	6 Mbps
802.11n HT20	MCS0
802.11n HT40	MCS0
802.11ac VHT20	MCS0
802.11ac VHT40	MCS0
802.11ac VHT80	MCS0

TXBF Mode

Modulation	Data Rate
802.11ac VHT20	MCS0
802.11ac VHT40	MCS0
802.11ac VHT80	MCS0

Remark: For Radiated Test Cases, the tests were performed with Battery 1 and Sample 1

<CDD Mode>

Ch. #		Band I：5150-5250 MHz	Band II：5250-5350 MHz	Band III：5470-5725MHz
		802.11a	802.11a	802.11a
L	Low	36	-	100
M	Middle	-	-	-
H	High	-	64	140

Ch. #		Band I：5150-5250 MHz	Band II：5250-5350 MHz
		802.11ac VHT20	802.11ac VHT20
L	Low	36	-
M	Middle	-	-
H	High	-	64

Ch. #		Band I：5150-5250 MHz	Band II：5250-5350 MHz	Band III：5470-5725MHz
		802.11ac VHT40	802.11ac VHT40	802.11ac VHT40
L	Low	38	-	102
M	Middle	-	-	-
H	High	46	62	-
Straddle		-	-	142

Ch. #		Band I：5150-5250 MHz	Band II：5250-5350 MHz	Band III：5470-5725MHz
		802.11ac VHT80	802.11ac VHT80	802.11ac VHT80
L	Low	-	-	106
M	Middle	42	58	-
H	High	-	-	122

<TXBF Mode>

Ch. #		Band III：5470-5725MHz	Band I：5150-5250 MHz	Band II：5250-5350 MHz
		802.11ac VHT20	802.11ac VHT40	802.11ac VHT40
L	Low	-	38	-
M	Middle	-	-	-
H	High	140	-	62
Straddle		-	-	-

Remark: For radiation spurious emission, the final modulation and the worst data rate was reference the max RF conducted power.

<CDD Mode>

<Ant. 0>

802.11a RF Output Power (dBm)		
Power vs. Channel		
Channel	Frequency (MHz)	Data Rate (bps)
		6M
CH 036	5180	17.20
CH 044	5220	**17.30**
CH 048	5240	**17.30**
CH 052	5260	**17.30**
CH 060	5300	**17.30**
CH 064	5320	17.20
CH 100	5500	17.20
CH 116	5580	**17.30**
CH 140	5700	**17.30**
CH 144*	5720	**17.30**

Note: The above Frequency and Channel in "*" were straddle Channel.

802.11n HT20 RF Output Power (dBm)		
Power vs. Channel		
Channel	Frequency (MHz)	MCS Index
		MCS0
CH 036	5180	**17.20**
CH 044	5220	**17.20**
CH 048	5240	**17.20**
CH 052	5260	**17.30**
CH 060	5300	17.10
CH 064	5320	17.20
CH 100	5500	**17.30**
CH 116	5580	17.10
CH 140	5700	17.00
CH 144*	5720	17.10

Note: The above Frequency and Channel in "*" were straddle Channel.

802.11n HT40 RF Output Power (dBm)		
Power vs. Channel		
Channel	Frequency (MHz)	MCS Index
		MCS0
CH 038	5190	17.00
CH 046	5230	**17.10**
CH 054	5270	**17.10**
CH 062	5310	16.20
CH 102	5510	**17.20**
CH 110	5550	17.10
CH 134	5670	17.10
CH 142*	5710	17.10

Note: The above Frequency and Channel in "*" were straddle Channel

802.11ac VHT20 RF Output Power (dBm)		
Power vs. Channel		
Channel	Frequency (MHz)	MCS Index
		MCS0
CH 036	5180	**17.30**
CH 044	5220	**17.30**
CH 048	5240	**17.30**
CH 052	5260	**17.40**
CH 060	5300	17.20
CH 064	5320	17.30
CH 100	5500	**17.40**
CH 116	5580	17.20
CH 140	5700	17.10
CH 144*	5720	17.20

Note: The above Frequency and Channel in "*" were straddle Channel

802.11ac VHT40 RF Output Power (dBm)		
Power vs. Channel		
Channel	Frequency (MHz)	MCS Index
		MCS0
CH 038	5190	17.10
CH 046	5230	**17.20**
CH 054	5270	**17.20**
CH 062	5310	16.30
CH 102	5510	**17.30**
CH 110	5550	17.20
CH 134	5670	17.20
CH 142*	5710	17.20

Note: The above Frequency and Channel in "*" were straddle Channel.

802.11ac VHT80 RF Output Power (dBm)		
Power vs. Channel		
Channel	Frequency (MHz)	MCS Index
		MCS0
CH 042	5210	**16.60**
CH 058	5290	**15.30**
CH 106	5530	**17.40**
CH 122	5610	17.20
CH 138*	5690	17.30

<Ant. 1>

802.11a RF Output Power (dBm)		
Power vs. Channel		
Channel	Frequency (MHz)	Data Rate (bps)
		6M
CH 036	5180	17.30
CH 044	5220	**17.40**
CH 048	5240	17.30
CH 052	5260	17.20
CH 060	5300	17.30
CH 064	5320	**17.40**
CH 100	5500	17.20
CH 116	5580	**17.40**
CH 140	5700	17.30
CH 144*	5720	17.30

Note: The above Frequency and Channel in "*" were straddle Channel.

802.11n HT20 RF Output Power (dBm)		
Power vs. Channel		
Channel	Frequency (MHz)	MCS Index
		MCS0
CH 036	5180	**17.10**
CH 044	5220	**17.10**
CH 048	5240	**17.10**
CH 052	5260	**17.20**
CH 060	5300	17.10
CH 064	5320	**17.20**
CH 100	5500	**17.30**
CH 116	5580	17.10
CH 140	5700	17.10
CH 144*	5720	17.10

Note: The above Frequency and Channel in "*" were straddle Channel.

802.11n HT40 RF Output Power (dBm)		
Power vs. Channel		
Channel	Frequency (MHz)	MCS Index
		MCS0
CH 038	5190	**17.20**
CH 046	5230	17.00
CH 054	5270	**17.10**
CH 062	5310	15.60
CH 102	5510	16.10
CH 110	5550	**17.20**
CH 134	5670	17.10
CH 142*	5710	17.10

Note: The above Frequency and Channel in "*" were straddle Channel

802.11ac VHT20 RF Output Power (dBm)		
Power vs. Channel		
Channel	Frequency (MHz)	MCS Index
		MCS0
CH 036	5180	**17.20**
CH 044	5220	**17.20**
CH 048	5240	**17.20**
CH 052	5260	**17.30**
CH 060	5300	17.20
CH 064	5320	**17.30**
CH 100	5500	**17.40**
CH 116	5580	17.20
CH 140	5700	17.20
CH 144*	5720	17.20

Note: The above Frequency and Channel in "*" were straddle Channel

802.11ac VHT40 RF Output Power (dBm)		
Power vs. Channel		
Channel	Frequency (MHz)	MCS Index
		MCS0
CH 038	5190	**17.30**
CH 046	5230	17.10
CH 054	5270	**17.20**
CH 062	5310	15.70
CH 102	5510	16.20
CH 110	5550	**17.30**
CH 134	5670	17.20
CH 142*	5710	17.20

Note: The above Frequency and Channel in "*" were straddle Channel.

802.11ac VHT80 RF Output Power (dBm)		
Power vs. Channel		
Channel	Frequency (MHz)	MCS Index
		MCS0
CH 042	5210	**16.60**
CH 058	5290	**15.20**
CH 106	5530	15.40
CH 122	5610	17.20
CH 138*	5690	**17.30**

MIMO <Ant. 0+1>

802.11a RF Output Power (dBm)		
Power vs. Channel		
Channel	Frequency (MHz)	Data Rate (bps)
		6M
CH 036	5180	19.31
CH 044	5220	**19.36**
CH 048	5240	**19.36**
CH 052	5260	19.16
CH 060	5300	19.21
CH 064	5320	**19.26**
CH 100	5500	**19.81**
CH 116	5580	**19.81**
CH 140	5700	17.96
CH 144*	5720	19.56

Note: The above Frequency and Channel in "*" were straddle Channel.

802.11n HT20 RF Output Power (dBm)		
Power vs. Channel		
Channel	Frequency (MHz)	MCS Index
		MCS0
CH 036	5180	**19.16**
CH 044	5220	19.11
CH 048	5240	**19.16**
CH 052	5260	19.06
CH 060	5300	**19.11**
CH 064	5320	19.11
CH 100	5500	19.61
CH 116	5580	19.66
CH 140	5700	19.71
CH 144*	5720	**19.76**

Note: The above Frequency and Channel in "*" were straddle Channel.

802.11n HT40 RF Output Power (dBm)		
Power vs. Channel		
Channel	Frequency (MHz)	MCS Index
		MCS0
CH 038	5190	19.11
CH 046	5230	**19.16**
CH 054	5270	**18.92**
CH 062	5310	17.41
CH 102	5510	19.46
CH 110	5550	**19.71**
CH 134	5670	19.66
CH 142*	5710	19.66

Note: The above Frequency and Channel in "*" were straddle Channel

802.11ac VHT20 RF Output Power (dBm)		
Power vs. Channel		
Channel	Frequency (MHz)	MCS Index
		MCS0
CH 036	5180	**19.26**
CH 044	5220	19.21
CH 048	5240	**19.26**
CH 052	5260	19.16
CH 060	5300	**19.21**
CH 064	5320	**19.21**
CH 100	5500	19.71
CH 116	5580	19.76
CH 140	5700	19.81
CH 144*	5720	**19.86**

Note: The above Frequency and Channel in "*" were straddle Channel

802.11ac VHT40 RF Output Power (dBm)		
Power vs. Channel		
Channel	Frequency (MHz)	MCS Index
		MCS0
CH 038	5190	19.21
CH 046	5230	**19.26**
CH 054	5270	**19.02**
CH 062	5310	17.51
CH 102	5510	19.56
CH 110	5550	**19.81**
CH 134	5670	19.76
CH 142*	5710	19.76

Note: The above Frequency and Channel in "*" were straddle Channel.

802.11ac VHT80 RF Output Power (dBm)		
Power vs. Channel		
Channel	Frequency (MHz)	MCS Index
		MCS0
CH 042	5210	**18.97**
CH 058	5290	**15.57**
CH 106	5530	18.16
CH 122	5610	19.81
CH 138*	5690	**19.86**

<TXBF Mode>

802.11ac VHT20 RF Output Power (dBm)		
Power vs. Channel		
Channel	Frequency (MHz)	MCS Index
		MCS0
CH 036	5180	18.92
CH 044	5220	**18.97**
CH 048	5240	18.91
CH 052	5260	18.97
CH 060	5300	19.11
CH 064	5320	**19.16**
CH 100	5500	19.41
CH 116	5580	**19.51**
CH 140	5700	19.47
CH 144*	5720	19.47

Note: The above Frequency and Channel in "*" were straddle Channel

802.11ac VHT40 RF Output Power (dBm)		
Power vs. Channel		
Channel	Frequency (MHz)	MCS Index
		MCS0
CH 038	5190	19.07
CH 046	5230	**19.16**
CH 054	5270	**18.97**
CH 062	5310	17.47
CH 102	5510	19.07
CH 110	5550	19.37
CH 134	5670	**19.43**
CH 142*	5710	19.24

Note: The above Frequency and Channel in "*" were straddle Channel.

802.11ac VHT80 RF Output Power (dBm)		
Power vs. Channel		
Channel	Frequency (MHz)	MCS Index
		MCS0
CH 042	5210	**18.68**
CH 058	5290	**16.21**
CH 106	5530	16.92
CH 122	5610	19.24
CH 138*	5690	**19.43**

2.3 Connection Diagram of Test System

<CDD Mode>

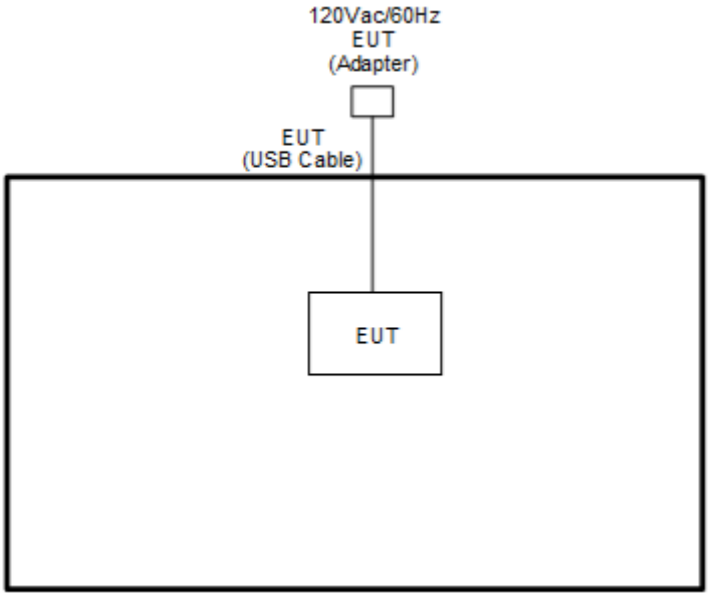

<TXBF Mode>

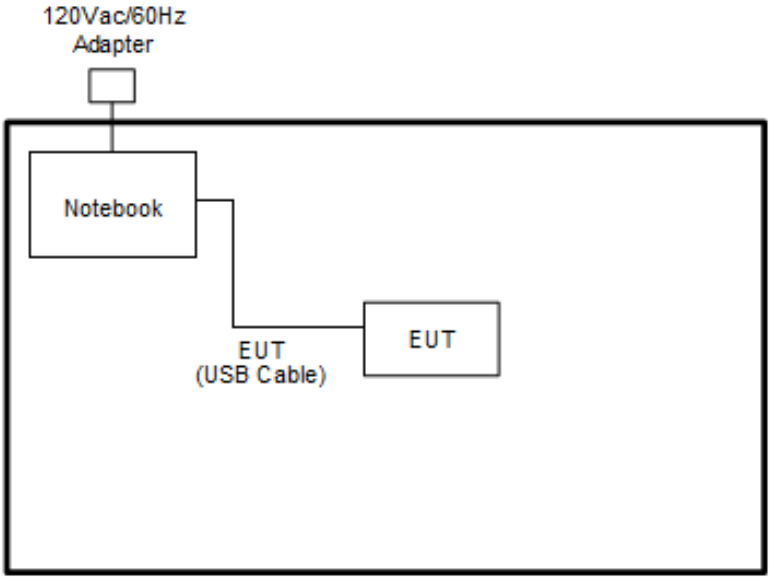

2.4 Support Unit used in test configuration and system

Item	Equipment	Brand Name	Model Name	FCC ID	Data Cable	Power Cord
1.	Test Notebook	DELL	Notebook-64	PP42L	N/A	N/A
2.	Latitude 3400	DELL	NB-05	93S2KW2	N/A	N/A

2.5 EUT Operation Test Setup

The RF test items, utility “QRCT4.0” was installed in Notebook which was programmed in order to make the EUT get into the engineering modes to provide channel selection, power level, data rate and the application type and for continuous transmitting signals.

For TXBF mode, the modulation modes and data rates manipulated by the command lines in the engineering program made the EUT link to another EUT by power under the normal operation. The “adb” software tool was used to enable the EUT to transmit signals continuously.

3 Test Result

3.1 Maximum Conducted Output Power Measurement

3.1.1 Limit of Maximum Conducted Output Power

<FCC 14-30 CFR 15.407>

For the 5.15–5.25 GHz bands:

- For mobile and portable client devices in the 5.15–5.25 GHz band, the maximum conducted output power over the frequency band of operation shall not exceed 250 mW. For an indoor access point operating in the band 5.15-5.25 GHz, the maximum conducted output power over the frequency band of operation shall not exceed 1 W.

For the 5.25–5.725 GHz bands:

- The maximum conducted output power over the frequency bands of operation shall not exceed the lesser of 250 mW or 11 dBm 10 log B, where B is the 26 dB emission bandwidth in megahertz.

For Straddle Channel, according to KDB 789033 D02 General UNII Test Procedures New Rules v02r01, if the power and PSD of the devices are uniform and comply with the lower limits specified for the U-NII-2 bands, a single measurement over the entire emission bandwidth can be performed to show compliance.

If transmitting antennas of directional gain greater than 6 dBi are used, the peak output power shall be reduced by the amount in dB that the directional gain of the antenna exceeds 6 dBi.

Note that U-NII-2 band, devices with a maximum e.i.r.p. greater than 500 mW shall implement TPC in order to have the capability to operate at least 6 dB below the maximum permitted e.i.r.p. of 1 W.

3.1.2 Measuring Instruments

See list of measuring equipment of this test report.

3.1.3 Test Procedures

The testing follows Method PM-G of FCC KDB 789033 D02 General UNII Test Procedures New Rules v02r01.

Method PM-G (Measurement using an RF average power meter):

1. Measurement is performed using a wideband RF power meter.
2. The EUT is configured to transmit at its maximum power control level.
3. Measure the average power of the transmitter
4. Since the measurement is made only during the ON time of the transmitter, no duty cycle correction factor is required.

For Straddle Channel, according to KDB 789033 D02 General UNII Test Procedures New Rules v02r01, if the power and PSD of the devices are uniform and comply with the lower limits specified for the U-NII-2 bands, a single measurement over the entire emission bandwidth can be performed to show compliance.

3.1.4 Test Setup

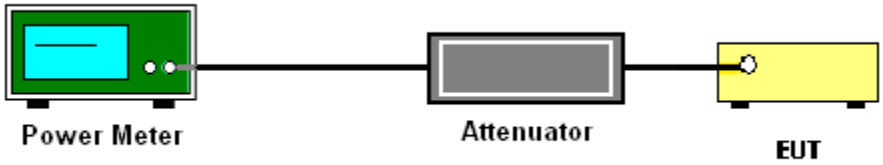

3.1.5 Test Result of Maximum Conducted Output Power

<CDD Mode>

Test Engineer :	Kathy Chen	Temperature :	23.2℃
		Relative Humidity :	54.3%

Band I												
Mod.	Data Rate	NTX	CH.	Freq. (MHz)	Average Conducted Power (dBm)			Conducted Power Limit (dBm)		DG (dBi)		Pass/Fail
					Ant 0	Ant 1	SUM	Ant 0	Ant 1	Ant 0	Ant 1	
11a	6Mbps	1	36	5180	17.20	17.30		24.00	24.00	0.80	2.60	Pass
11a	6Mbps	1	44	5220	17.30	**17.40**		24.00	24.00	0.80	2.60	Pass
11a	6Mbps	1	48	5240	17.30	17.30		24.00	24.00	0.80	2.60	Pass
HT20	MCS0	1	36	5180	17.20	17.10		24.00	24.00	0.80	2.60	Pass
HT20	MCS0	1	44	5220	17.20	17.10		24.00	24.00	0.80	2.60	Pass
HT20	MCS0	1	48	5240	17.20	17.10		24.00	24.00	0.80	2.60	Pass
HT40	MCS0	1	38	5190	17.00	17.20		24.00	24.00	0.80	2.60	Pass
HT40	MCS0	1	46	5230	17.10	17.00		24.00	24.00	0.80	2.60	Pass
VHT20	MCS0	1	36	5180	17.30	17.20		24.00	24.00	0.80	2.60	Pass
VHT20	MCS0	1	44	5220	17.30	17.20		24.00	24.00	0.80	2.60	Pass
VHT20	MCS0	1	48	5240	17.30	17.20		24.00	24.00	0.80	2.60	Pass
VHT40	MCS0	1	38	5190	17.10	17.30		24.00	24.00	0.80	2.60	Pass
VHT40	MCS0	1	46	5230	17.20	17.10		24.00	24.00	0.80	2.60	Pass
VHT80	MCS0	1	42	5210	16.60	16.60		24.00	24.00	0.80	2.60	Pass
11a	6Mbps	2	36	5180	16.30	16.30	19.31	24.00		2.60		Pass
11a	6Mbps	2	44	5220	16.30	16.40	**19.36**	24.00		2.60		Pass
11a	6Mbps	2	48	5240	16.30	16.40	**19.36**	24.00		2.60		Pass
HT20	MCS0	2	36	5180	16.00	16.30	19.16	24.00		2.60		Pass
HT20	MCS0	2	44	5220	16.00	16.20	19.11	24.00		2.60		Pass
HT20	MCS0	2	48	5240	16.00	16.30	19.16	24.00		2.60		Pass
HT40	MCS0	2	38	5190	16.00	16.20	19.11	24.00		2.60		Pass
HT40	MCS0	2	46	5230	16.00	16.30	19.16	24.00		2.60		Pass
VHT20	MCS0	2	36	5180	16.10	16.40	19.26	24.00		2.60		Pass
VHT20	MCS0	2	44	5220	16.10	16.30	19.21	24.00		2.60		Pass
VHT20	MCS0	2	48	5240	16.10	16.40	19.26	24.00		2.60		Pass
VHT40	MCS0	2	38	5190	16.10	16.30	19.21	24.00		2.60		Pass
VHT40	MCS0	2	46	5230	16.10	16.40	19.26	24.00		2.60		Pass
VHT80	MCS0	2	42	5210	15.70	16.20	18.97	24.00		2.60		Pass

Band II													
Mod.	Data Rate	NTX	CH.	Freq. (MHz)	Average Conducted Power (dBm)			Conducted Power Limit (dBm)		DG (dBi)		EIRP Power Limit (dBm)	Pass/Fail
					Ant 0	Ant 1	SUM	Ant 0	Ant 1	Ant 0	Ant 1		
11a	6Mbps	1	52	5260	17.30	17.20		23.98	23.98	1.10	2.30	30	Pass
11a	6Mbps	1	60	5300	17.30	17.30		23.98	23.98	1.10	2.30	30	Pass
11a	6Mbps	1	64	5320	17.20	17.40		23.98	23.98	1.10	2.30	30	Pass
HT20	MCS0	1	52	5260	17.30	17.20		23.98	23.98	1.10	2.30	30	Pass
HT20	MCS0	1	60	5300	17.10	17.10		23.98	23.98	1.10	2.30	30	Pass
HT20	MCS0	1	64	5320	17.20	17.20		23.98	23.98	1.10	2.30	30	Pass
HT40	MCS0	1	54	5270	17.10	17.10		23.98	23.98	1.10	2.30	30	Pass
HT40	MCS0	1	62	5310	16.20	15.60		23.98	23.98	1.10	2.30	30	Pass
VHT20	MCS0	1	52	5260	17.40	17.30		23.98	23.98	1.10	2.30	30	Pass
VHT20	MCS0	1	60	5300	17.20	17.20		23.98	23.98	1.10	2.30	30	Pass
VHT20	MCS0	1	64	5320	17.30	17.30		23.98	23.98	1.10	2.30	30	Pass
VHT40	MCS0	1	54	5270	17.20	17.20		23.98	23.98	1.10	2.30	30	Pass
VHT40	MCS0	1	62	5310	16.30	15.70		23.98	23.98	1.10	2.30	30	Pass
VHT80	MCS0	1	58	5290	15.30	15.20		23.98	23.98	1.10	2.30	30	Pass
11a	6Mbps	2	52	5260	16.00	16.30	19.16	23.98		2.30		30	Pass
11a	6Mbps	2	60	5300	16.10	16.30	19.21	23.98		2.30		30	Pass
11a	6Mbps	2	64	5320	16.10	16.40	**19.26**	23.98		2.30		30	Pass
HT20	MCS0	2	52	5260	15.90	16.20	19.06	23.98		2.30		30	Pass
HT20	MCS0	2	60	5300	15.90	16.30	19.11	23.98		2.30		30	Pass
HT20	MCS0	2	64	5320	16.00	16.20	19.11	23.98		2.30		30	Pass
HT40	MCS0	2	54	5270	15.60	16.20	18.92	23.98		2.30		30	Pass
HT40	MCS0	2	62	5310	14.20	14.60	17.41	23.98		2.30		30	Pass
VHT20	MCS0	2	52	5260	16.00	16.30	19.16	23.98		2.30		30	Pass
VHT20	MCS0	2	60	5300	16.00	16.40	19.21	23.98		2.30		30	Pass
VHT20	MCS0	2	64	5320	16.10	16.30	19.21	23.98		2.30		30	Pass
VHT40	MCS0	2	54	5270	15.70	16.30	19.02	23.98		2.30		30	Pass
VHT40	MCS0	2	62	5310	14.30	14.70	17.51	23.98		2.30		30	Pass
VHT80	MCS0	2	58	5290	12.30	12.80	15.57	23.98		2.30		30	Pass

Band III													
Mod.	Data Rate	NTX	CH.	Freq. (MHz)	Average Conducted Power (dBm)			Conducted Power Limit (dBm)		DG (dBi)		EIRP Power Limit (dBm)	Pass/Fail
					Ant 0	Ant 1	SUM	Ant 0	Ant 1	Ant 0	Ant 1		
11a	6Mbps	1	100	5500	17.20	17.20		23.98	23.98	1.40	3.00	30	Pass
11a	6Mbps	1	116	5580	17.30	17.40		23.98	23.98	1.40	3.00	30	Pass
11a	6Mbps	1	140	5700	17.30	17.30		23.98	23.98	1.40	3.00	30	Pass
HT20	MCS0	1	100	5500	17.30	17.30		23.98	23.98	1.40	3.00	30	Pass
HT20	MCS0	1	116	5580	17.10	17.10		23.98	23.98	1.40	3.00	30	Pass
HT20	MCS0	1	140	5700	17.00	17.10		23.98	23.98	1.40	3.00	30	Pass
HT40	MCS0	1	102	5510	17.20	16.10		23.98	23.98	1.40	3.00	30	Pass
HT40	MCS0	1	110	5550	17.10	17.20		23.98	23.98	1.40	3.00	30	Pass
HT40	MCS0	1	134	5670	17.10	17.10		23.98	23.98	1.40	3.00	30	Pass
VHT20	MCS0	1	100	5500	17.40	17.40		23.98	23.98	1.40	3.00	30	Pass
VHT20	MCS0	1	116	5580	17.20	17.20		23.98	23.98	1.40	3.00	30	Pass
VHT20	MCS0	1	140	5700	17.10	17.20		23.98	23.98	1.40	3.00	30	Pass
VHT40	MCS0	1	102	5510	17.30	16.20		23.98	23.98	1.40	3.00	30	Pass
VHT40	MCS0	1	110	5550	17.20	17.30		23.98	23.98	1.40	3.00	30	Pass
VHT40	MCS0	1	134	5670	17.20	17.20		23.98	23.98	1.40	3.00	30	Pass
VHT80	MCS0	1	106	5530	17.40	15.40		23.98	23.98	1.40	3.00	30	Pass
VHT80	MCS0	1	122	5610	17.20	17.20		23.98	23.98	1.40	3.00	30	Pass
11a	6Mbps	2	100	5500	16.80	16.80	19.81	23.98		3.00		30	Pass
11a	6Mbps	2	116	5580	16.80	16.80	19.81	23.98		3.00		30	Pass
11a	6Mbps	2	140	5700	15.00	14.90	17.96	23.98		3.00		30	Pass
HT20	MCS0	2	100	5500	16.60	16.60	19.61	23.98		3.00		30	Pass
HT20	MCS0	2	116	5580	16.70	16.60	19.66	23.98		3.00		30	Pass
HT20	MCS0	2	140	5700	16.70	16.70	19.71	23.98		3.00		30	Pass
HT40	MCS0	2	102	5510	16.40	16.50	19.46	23.98		3.00		30	Pass
HT40	MCS0	2	110	5550	16.60	16.80	19.71	23.98		3.00		30	Pass
HT40	MCS0	2	134	5670	16.70	16.60	19.66	23.98		3.00		30	Pass
VHT20	MCS0	2	100	5500	16.70	16.70	19.71	23.98		3.00		30	Pass
VHT20	MCS0	2	116	5580	16.80	16.70	19.76	23.98		3.00		30	Pass
VHT20	MCS0	2	140	5700	16.80	16.80	19.81	23.98		3.00		30	Pass
VHT40	MCS0	2	102	5510	16.50	16.60	19.56	23.98		3.00		30	Pass
VHT40	MCS0	2	110	5550	16.70	16.90	19.81	23.98		3.00		30	Pass
VHT40	MCS0	2	134	5670	16.80	16.70	19.76	23.98		3.00		30	Pass
VHT80	MCS0	2	106	5530	15.10	15.20	18.16	23.98		3.00		30	Pass
VHT80	MCS0	2	122	5610	16.80	16.80	19.81	23.98		3.00		30	Pass

Band III straddle channel													
Mod.	Data Rate	NTX	CH.	Freq. (MHz)	Average Conducted Power (dBm)			FCC Conducted Power Limit (dBm)		DG (dBi)		EIRP Power Limit (dBm)	Pass/Fail
					Ant 0	Ant 1	SUM	Ant 0	Ant 1	Ant 0	Ant 1		
11a	6Mbps	1	144	5720	17.30	17.30		23.29	23.29	1.40	3.00	30	Pass
HT20	MCS0	1	144	5720	17.10	17.10		23.98	23.98	1.40	3.00	30	Pass
HT40	MCS0	1	142	5710	17.10	17.10		23.98	23.98	1.40	3.00	30	Pass
VHT20	MCS0	1	144	5720	17.20	17.20		23.46	23.42	1.40	3.00	30	Pass
VHT40	MCS0	1	142	5710	17.20	17.20		23.98	23.98	1.40	3.00	30	Pass
VHT80	MCS0	1	138	5690	17.30	17.30		23.98	23.98	1.40	3.00	30	Pass
11a	6Mbps	2	144	5720	16.50	16.60	19.56	23.29		3.00		30	Pass
HT20	MCS0	2	144	5720	16.70	16.80	19.76	23.98		3.00		30	Pass
HT40	MCS0	2	142	5710	16.60	16.70	19.66	23.98		3.00		30	Pass
VHT20	MCS0	2	144	5720	16.80	16.90	**19.86**	23.42		3.00		30	Pass
VHT40	MCS0	2	142	5710	16.70	16.80	19.76	23.98		3.00		30	Pass
VHT80	MCS0	2	138	5690	16.90	16.80	**19.86**	23.98		3.00		30	Pass

<TXBF Mode>

Test Engineer :	Shiming Liu	Temperature :	23.2℃
		Relative Humidity :	54.3%

Band I													
Mod.	Data Rate	NTX	CH.	Freq. (MHz)	Average Conducted Power (dBm)			Conducted Power Limit (dBm)		DG (dBi)		Pass/Fail
					Ant 0	Ant 1	SUM	Ant 0	Ant 1	Ant 0	Ant 1	
VHT20	MCS0	2	36	5180	16.20	15.60	18.92	24.00		4.76		Pass
VHT20	MCS0	2	44	5220	16.20	15.70	18.97	24.00		4.76		Pass
VHT20	MCS0	2	48	5240	16.10	15.70	18.91	24.00		4.76		Pass
VHT40	MCS0	2	38	5190	16.30	15.80	19.07	24.00		4.76		Pass
VHT40	MCS0	2	46	5230	16.30	16.00	**19.16**	24.00		4.76		Pass
VHT80	MCS0	2	42	5210	16.10	15.20	18.68	24.00		4.76		Pass

Band II													
Mod.	Data Rate	NTX	CH.	Freq. (MHz)	Average Conducted Power (dBm)			Conducted Power Limit (dBm)		DG (dBi)		EIRP Power Limit (dBm)	Pass/Fail
					Ant 0	Ant 1	SUM	Ant 0	Ant 1	Ant 0	Ant 1		
VHT20	MCS0	2	52	5260	16.20	15.70	18.97	23.98		4.73		30	Pass
VHT20	MCS0	2	60	5300	16.30	15.90	19.11	23.98		4.73		30	Pass
VHT20	MCS0	2	64	5320	16.20	16.10	**19.16**	23.98		4.73		30	Pass
VHT40	MCS0	2	54	5270	16.30	15.60	18.97	23.98		4.73		30	Pass
VHT40	MCS0	2	62	5310	14.70	14.20	17.47	23.98		4.73		30	Pass
VHT80	MCS0	2	58	5290	13.40	13.00	16.21	23.98		4.73		30	Pass

Band III													
Mod.	Data Rate	NTX	CH.	Freq. (MHz)	Average Conducted Power (dBm)			Conducted Power Limit (dBm)		DG (dBi)		EIRP Power Limit (dBm)	Pass/Fail
					Ant 0	Ant 1	SUM	Ant 0	Ant 1	Ant 0	Ant 1		
VHT20	MCS0	2	100	5500	16.60	16.20	19.41	23.98		5.25		30	Pass
VHT20	MCS0	2	116	5580	16.70	16.30	**19.51**	23.98		5.25		30	Pass
VHT20	MCS0	2	140	5700	16.80	16.10	19.47	23.98		5.25		30	Pass
VHT40	MCS0	2	102	5510	16.30	15.80	19.07	23.98		5.25		30	Pass
VHT40	MCS0	2	110	5550	16.70	16.00	19.37	23.98		5.25		30	Pass
VHT40	MCS0	2	134	5670	16.80	16.00	19.43	23.98		5.25		30	Pass
VHT80	MCS0	2	106	5530	14.20	13.60	16.92	23.98		5.25		30	Pass
VHT80	MCS0	2	122	5610	16.70	15.70	19.239	23.98		5.25		30	Pass

Band III straddle channel													
Mod.	Data Rate	NTX	CH.	Freq. (MHz)	Average Conducted Power (dBm)			Conducted Power Limit (dBm)		DG (dBi)		EIRP Power Limit (dBm)	Pass/Fail
					Ant 0	Ant 1	SUM	Ant 0	Ant 1	Ant 0	Ant 1		
VHT20	MCS0	2	144	5720	16.70	16.20	19.47	23.53		5.25		30	Pass
VHT40	MCS0	2	142	5710	16.70	15.70	19.24	23.98		5.25		30	Pass
VHT80	MCS0	2	138	5690	16.80	16.00	19.43	23.98		5.25		30	Pass

3.2 Unwanted Emissions Measurement

This section is to measure unwanted emissions through radiated measurement for band edge spurious emissions and out of band emissions measurement.

3.2.1 Limit of Unwanted Emissions

(1) For transmitters operating in the 5150-5250 MHz band: all emissions outside of the 5150-5350 MHz band shall not exceed an EIRP of –27dBm/MHz.

For transmitters operating in the 5250-5350 MHz band: all emissions outside of the 5150-5350 MHz band shall not exceed an EIRP of -27 dBm/MHz. Devices operating in the 5250-5350 MHz band that generate emissions in the 5150-5250 MHz band must meet all applicable technical requirements for operation in the 5150-5250 MHz band (including indoor use) or alternatively meet an out-of-band emission EIRP limit of -27 dBm/MHz in the 5150-5250 MHz band.

For transmitters operating in the 5470-5600 MHz and 5650-5725MHz band: all emissions outside of the 5470-5600 MHz and 5650-5725MHz band shall not exceed an EIRP of -27 dBm/MHz.

(2) Unwanted spurious emissions fallen in restricted bands shall comply with the general field strength limits as below table:

Frequency (MHz)	Field Strength (microvolts/meter)	Measurement Distance (meters)
0.009 – 0.490	2400/F(kHz)	300
0.490 – 1.705	24000/F(kHz)	30
1.705 – 30.0	30	30
30 – 88	100	3
88 – 216	150	3
216 - 960	200	3
Above 960	500	3

Note: The following formula is used to convert the EIRP to field strength.

$$E=\frac{1000000\sqrt{30P}}{3}$$ μV/m, where P is the eirp (Watts)

EIRP (dBm)	Field Strength at 3m (dBµV/m)
- 27	68.3

(3) KDB789033 D02 v02r01 G)2)c)

(i) Sections 15.407(b)(1-3) specifies the unwanted emissions limit for the U-NII-1 and U-NII-2 bands. As specified, emissions above 1000 MHz that are outside of the restricted bands are subject to a peak emission limit of −27 dBm/MHz.

(ii) Section 15.407(b)(4) specifies the unwanted emissions limit for the U-NII-3 band. A band emissions mask is specified in Section 15.407(b)(4)(i). The emission limits are based on the use of a peak detector.

3.2.2 Measuring Instruments

See list of measuring equipment of this test report.

3.2.3 Test Procedures

1. The testing follows FCC KDB 789033 D02 General UNII Test Procedures New Rules v02r01. Section G) Unwanted emissions measurement.

(1) Procedure for Peak Unwanted Emissions Measurements Above 1000 MHz

- RBW = 1 MHz
- VBW ≥ 3 MHz
- Detector = Peak
- Sweep time = auto
- Trace mode = max hold

(2) Procedures for Average Unwanted Emissions Measurements Above 1000MHz

- RBW = 1 MHz
- VBW = 10 Hz, when duty cycle is no less than 98 percent.
- VBW ≥ 1/T, when duty cycle is less than 98 percent where T is the minimum transmission duration over which the transmitter is on and is transmitting at its maximum power control level for the tested mode of operation.

2. The EUT was placed on a turntable with 0.8 meter for frequency below 1GHz and 1.5 meter for frequency above 1GHz respectively above ground.
3. The EUT was set 3 meters from the interference receiving antenna which was mounted on the top of a variable height antenna tower.
4. The antenna is a broadband antenna and its height is adjusted between one meter and four meters above ground to find the maximum value of the field strength for both horizontal polarization and vertical polarization of the antenna.
5. For each suspected emission, the EUT was arranged to its worst case and then adjust the antenna tower (from 1 m to 4 m) and turntable (from 0 degree to 360 degrees) to find the maximum reading.
6. For testing above 1GHz, the emission level of the EUT in peak mode was 20dB lower than average limit (that means the emission level in average mode also complies with the limit in average mode), then peak values of EUT will be reported, otherwise, the emissions will be measured in average mode again and reported.

3.2.4 Test Setup

For radiated emissions above 1GHz

<CDD Mode>

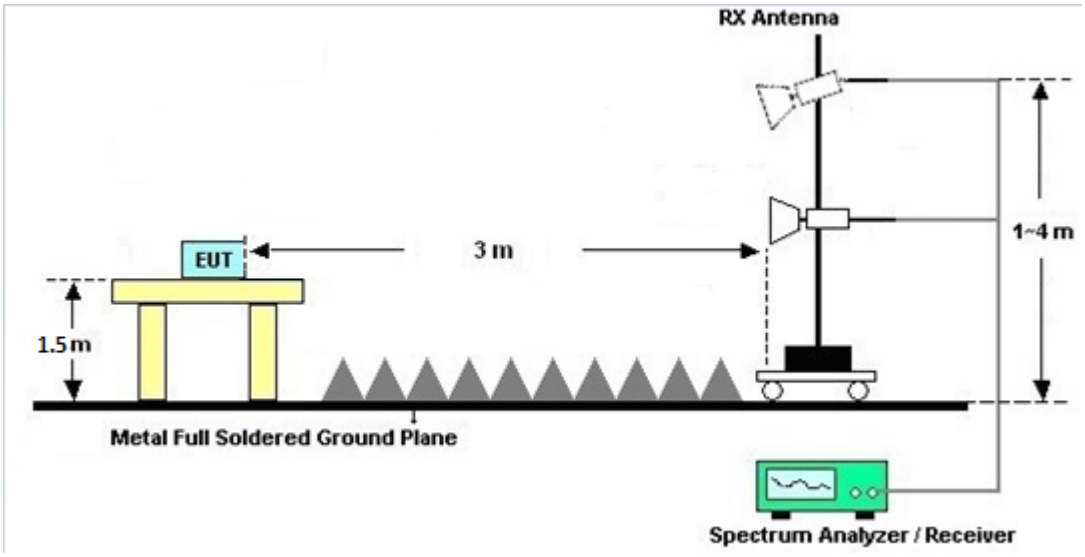

<TXBF Modes>

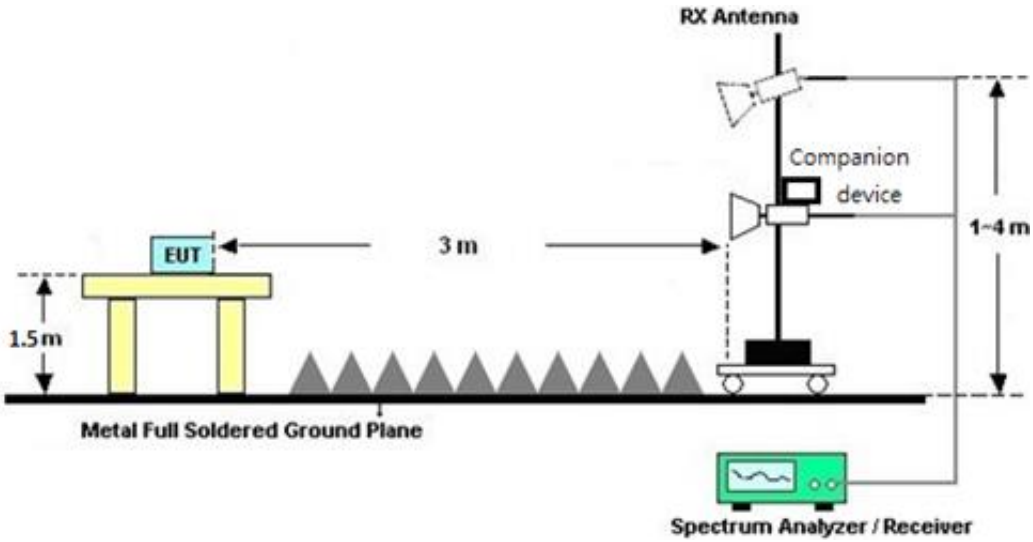

3.2.5 Test Result of Radiated Spurious at Band Edges

Please refer to Appendix A and B.

3.2.6 Duty Cycle

Please refer to Appendix C.

3.2.7 Test Result of Radiated Spurious Emissions

Please refer to Appendix A and B.

3.3 Antenna Requirements

3.3.1 Standard Applicable

If transmitting antenna directional gain is greater than 6 dBi, both the peak transmit power and the peak power spectral density shall be reduced by the amount in dB that the directional gain of the antenna exceeds 6 dBi.

3.3.2 Antenna Anti-Replacement Construction

An embedded-in antenna design is used.

3.3.3 Antenna Gain

The antenna peak gain of EUT is less than 6 dBi. Therefore, it is not necessary to reduce maximum peak output power limit.

4 List of Measuring Equipment

Instrument	Brand Name	Model No.	Serial No.	Characteristics	Calibration Date	Test Date	Due Date	Remark
Horn Antenna	SCHWARZBECK	BBHA 9120 D	9120D-1326	1GHz ~ 18GHz	Nov. 04, 2019	Oct. 07, 2020~ Oct. 16, 2020	Nov. 03, 2020	Radiation (03CH11-HY)
Preamplifier	Keysight	83017A	MY53270080	1GHz~26.5GHz	Nov. 13, 2019	Oct. 07, 2020~ Oct. 16, 2020	Nov. 12, 2020	Radiation (03CH11-HY)
Spectrum Analyzer	Keysight	N9010A	MY54200486	10Hz ~ 44GHz	Oct. 28, 2019	Oct. 07, 2020~ Oct. 16, 2020	Oct. 27, 2020	Radiation (03CH11-HY)
Controller	EMEC	EM 1000	N/A	Control Turn table & Ant Mast	N/A	Oct. 07, 2020~ Oct. 16, 2020	N/A	Radiation (03CH11-HY)
Antenna Mast	EMEC	AM-BS-4500-B	N/A	1~4m	N/A	Oct. 07, 2020~ Oct. 16, 2020	N/A	Radiation (03CH11-HY)
Turn Table	EMEC	TT 2000	N/A	0~360 Degree	N/A	Oct. 07, 2020~ Oct. 16, 2020	N/A	Radiation (03CH11-HY)
Preamplifier	Jet-Power	JPA0118-55-303	1710001800055007	1GHz~18GHz	Mar. 31, 2020	Oct. 07, 2020~ Oct. 16, 2020	Mar. 30, 2021	Radiation (03CH11-HY)
SHF-EHF Horn Antenna	SCHWARZBECK	BBHA 9170	BBHA9170576	18GHz- 40GHz	May 22, 2020	Oct. 07, 2020~ Oct. 16, 2020	May 21, 2021	Radiation (03CH11-HY)
Spectrum Analyzer	Keysight	N9010A	MY54200486	10Hz~44GHz	Oct. 28, 2019	Oct. 07, 2020~ Oct. 16, 2020	Oct. 27, 2020	Radiation (03CH11-HY)
Software	Audix	E3 6.2009-8-24	RK-001053	N/A	N/A	Oct. 07, 2020~ Oct. 16, 2020	N/A	Radiation (03CH11-HY)
RF Cable	HUBER + SUHNER	SUCOFLEX 102	MY2859/2	30MHz-40GHz	Mar. 12, 2020	Oct. 07, 2020~ Oct. 16, 2020	Mar. 11, 2021	Radiation (03CH11-HY)
RF Cable	HUBER + SUHNER	SUCOFLEX 104	MY9837/4PE	30M-18G	Mar. 12, 2020	Oct. 07, 2020~ Oct. 16, 2020	Mar. 11, 2021	Radiation (03CH11-HY)
RF Cable	HUBER + SUHNER	SUCOFLEX 102	MY4274/2	30MHz-40GHz	Mar. 12, 2020	Oct. 07, 2020~ Oct. 16, 2020	Mar. 11, 2021	Radiation (03CH11-HY)
Filter	Wainwright	WLK4-1000-1530-8000-40SS	SN11	1.53G Low Pass	Sep. 14, 2020	Oct. 07, 2020~ Oct. 16, 2020	Sep. 13, 2021	Radiation (03CH11-HY)
Filter	Wainwright	WHKX8-5872.5-6750-18000-40SS	SN3	6.75GHz High Pass Filter	Sep. 14, 2020	Oct. 07, 2020~ Oct. 16, 2020	Sep. 13, 2021	Radiation (03CH11-HY)
Hygrometer	TECPEL	DTN-303B	TP140325	N/A	Nov. 07, 2019	Oct. 07, 2020~ Oct. 16, 2020	Nov. 06, 2020	Radiation (03CH11-HY)
Hygrometer	TECPEL	DTN-303B	TP161237	N/A	Oct. 25, 2019	Oct. 07, 2020~ Oct. 16, 2020	Oct. 24, 2020	Radiation (03CH11-HY)

Instrument	Brand Name	Model No.	Serial No.	Characteristics	Calibration Date	Test Date	Due Date	Remark
Hygrometer	Testo	608-H1	34893241	N/A	Mar. 02, 2020	Oct. 20, 2020	Mar. 01, 2021	Conducted (TH05-HY)
Power Sensor	DARE	RPR3006W	16I00054SNO10	10MHz~6GHz	Dec. 23, 2019	Oct. 20, 2020	Dec. 22, 2020	Conducted (TH05-HY)
Spectrum Analyzer	Rohde & Schwarz	FSP40	100055	9kHz-40GHz	Dec. 30, 2019	Oct. 20, 2020	Dec. 29, 2020	Conducted (TH05-HY)
Switch Box & RF Cable	EM Electronics	EMSW18SE	SW200302	N/A	Mar. 17, 2020	Oct. 20, 2020	Mar. 16, 2021	Conducted (TH05-HY)

5 Uncertainty of Evaluation

Uncertainty of Radiated Emission Measurement (1000 MHz ~ 18000 MHz)

Measuring Uncertainty for a Level of Confidence of 95% (U = 2Uc(y))	**5.2**

Uncertainty of Radiated Emission Measurement (18000 MHz ~ 40000 MHz)

Measuring Uncertainty for a Level of Confidence of 95% (U = 2Uc(y))	**5.1**

Appendix A. Radiated Spurious Emission

Test Engineer :	Bill Chang, Fu Chen, and Troye Hsieh	Temperature :	19.8~234°C
		Relative Humidity :	55.9~69.5%

<CDD Mode>

Band 1 - 5150~5250MHz

WIFI 802.11ac VHT20 (Band Edge @ 3m)

WIFI Ant. 0	Note	Frequency (MHz)	Level (dBμV/m)	Over Limit (dB)	Limit Line (dBμV/m)	Read Level (dBμV)	Antenna Factor (dB/m)	Path Loss (dB)	Preamp Factor (dB)	Ant Pos (cm)	Table Pos (deg)	Peak Avg. (P/A)	Pol. (H/V)
802.11ac VHT20 CH 36 5180MHz		5145.34	51.87	-22.13	74	42.93	31.8	9.96	32.82	102	119	P	H
		5150	42.87	-11.13	54	33.91	31.8	9.97	32.81	102	119	A	H
	*	5180	109.31	-	-	100.47	31.62	10.01	32.79	102	119	P	H
	*	5180	101.43	-	-	92.59	31.62	10.01	32.79	102	119	A	H
													H
													H
		5137.28	51.39	-22.61	74	42.46	31.8	9.95	32.82	378	67	P	V
		5150	42.7	-11.3	54	33.74	31.8	9.97	32.81	378	67	A	V
	*	5180	109.02	-	-	100.18	31.62	10.01	32.79	378	67	P	V
	*	5180	101.16	-	-	92.32	31.62	10.01	32.79	378	67	A	V
													V
													V
Remark	1. No other spurious found. 2. All results are PASS against Peak and Average limit line.												

Band 1 5150~5250MHz

WIFI 802.11ac VHT20 (Harmonic @ 3m)

WIFI Ant. 0	Note	Frequency (MHz)	Level (dBμV/m)	Over Limit (dB)	Limit Line (dBμV/m)	Read Level (dBμV)	Antenna Factor (dB/m)	Path Loss (dB)	Preamp Factor (dB)	Ant Pos (cm)	Table Pos (deg)	Peak Avg. (P/A)	Pol. (H/V)
802.11ac VHT20 CH 36 5180MHz		10360	43.62	-24.58	68.2	48.67	39.8	17.3	62.15	100	0	P	H
		15540	46.51	-27.49	74	47.99	37.84	21.32	60.64	100	0	P	H
													H
													H
		10360	44.57	-23.63	68.2	49.62	39.8	17.3	62.15	100	0	P	V
		15540	46.75	-27.25	74	48.23	37.84	21.32	60.64	100	0	P	V
													V
													V
Remark	1. No other spurious found. 2. All results are PASS against Peak and Average limit line.												

Band 1 5150~5250MHz

WIFI 802.11ac VHT40 (Band Edge @ 3m)

WIFI Ant. 0	Note	Frequency (MHz)	Level (dBμV/m)	Over Limit (dB)	Limit Line (dBμV/m)	Read Level (dBμV)	Antenna Factor (dB/m)	Path Loss (dB)	Preamp Factor (dB)	Ant Pos (cm)	Table Pos (deg)	Peak Avg. (P/A)	Pol. (H/V)
802.11ac VHT40 CH 38 5190MHz		5138.84	52.54	-21.46	74	43.61	31.8	9.95	32.82	100	114	P	H
		5150	45.12	-8.88	54	36.16	31.8	9.97	32.81	100	114	A	H
	*	5190	105.42	-	-	96.62	31.56	10.03	32.79	100	114	P	H
	*	5190	97.47	-	-	88.67	31.56	10.03	32.79	100	114	A	H
		5417.72	50.23	-23.77	74	41.03	31.64	10.2	32.64	100	114	P	H
		5412.4	42.94	-11.06	54	33.77	31.62	10.2	32.65	100	114	A	H
		5146.12	52.44	-21.56	74	43.5	31.8	9.96	32.82	356	70	P	V
		5148.46	44.66	-9.34	54	35.7	31.8	9.97	32.81	356	70	A	V
	*	5190	105.22	-	-	96.42	31.56	10.03	32.79	356	70	P	V
	*	5190	97.57	-	-	88.77	31.56	10.03	32.79	356	70	A	V
		5412.4	50.71	-23.29	74	41.54	31.62	10.2	32.65	356	70	P	V
		5412.12	42.86	-11.14	54	33.69	31.62	10.2	32.65	356	70	A	V
Remark	1. No other spurious found. 2. All results are PASS against Peak and Average limit line.												

Band 1 5150~5250MHz

WIFI 802.11ac VHT40 (Harmonic @ 3m)

WIFI Ant. 0	Note	Frequency (MHz)	Level (dBμV/m)	Over Limit (dB)	Limit Line (dBμV/m)	Read Level (dBμV)	Antenna Factor (dB/m)	Path Loss (dB)	Preamp Factor (dB)	Ant Pos (cm)	Table Pos (deg)	Peak Avg. (P/A)	Pol. (H/V)
802.11ac VHT40 CH 38 5190MHz		10380	43.89	-24.31	68.2	48.87	39.9	17.3	62.18	100	0	P	H
		15570	46.74	-27.26	74	48.29	37.72	21.32	60.59	100	0	P	H
													H
													H
		10380	44.11	-24.09	68.2	49.09	39.9	17.3	62.18	100	0	P	V
		15570	46.1	-27.9	74	47.65	37.72	21.32	60.59	100	0	P	V
													V
													V
Remark	1. No other spurious found. 2. All results are PASS against Peak and Average limit line.												

Band 1 5150~5250MHz

WIFI 802.11ac VHT80 (Band Edge @ 3m)

WIFI Ant. 0	Note	Frequency (MHz)	Level (dBμV/m)	Over Limit (dB)	Limit Line (dBμV/m)	Read Level (dBμV)	Antenna Factor (dB/m)	Path Loss (dB)	Preamp Factor (dB)	Ant Pos (cm)	Table Pos (deg)	Peak Avg. (P/A)	Pol. (H/V)
802.11ac VHT80 CH 42 5210MHz		5141.44	53.27	-20.73	74	44.33	31.8	9.96	32.82	103	114	P	H
		5149.26	45.81	-8.19	54	36.85	31.8	9.97	32.81	103	114	A	H
	*	5210	101.91	-	-	93.16	31.48	10.05	32.78	103	114	P	H
	*	5210	94.02	-	-	85.27	31.48	10.05	32.78	103	114	A	H
		5375.76	49.01	-24.99	74	40.06	31.45	10.17	32.67	103	114	P	H
		5452.72	41.71	-12.29	54	32.39	31.71	10.23	32.62	103	114	A	H
		5133.96	51.67	-22.33	74	42.75	31.8	9.94	32.82	352	69	P	V
		5149.6	45.14	-8.86	54	36.18	31.8	9.97	32.81	352	69	A	V
	*	5210	101.49	-	-	92.74	31.48	10.05	32.78	352	69	P	V
	*	5210	93.98	-	-	85.23	31.48	10.05	32.78	352	69	A	V
		5388.5	50.63	-23.37	74	41.58	31.53	10.18	32.66	352	69	P	V
		5452.72	41.38	-12.62	54	32.06	31.71	10.23	32.62	352	69	A	V
Remark	1. No other spurious found. 2. All results are PASS against Peak and Average limit line.												

Band 1 5150~5250MHz

WIFI 802.11ac VHT80 (Harmonic @ 3m)

WIFI Ant. 0	Note	Frequency (MHz)	Level (dBμV/m)	Over Limit (dB)	Limit Line (dBμV/m)	Read Level (dBμV)	Antenna Factor (dB/m)	Path Loss (dB)	Preamp Factor (dB)	Ant Pos (cm)	Table Pos (deg)	Peak Avg. (P/A)	Pol. (H/V)
802.11ac VHT80 CH 42 5210MHz		10420	44.26	-23.94	68.2	47.51	39.98	17.3	60.53	100	0	P	H
		15630	45.98	-28.02	74	48.22	37.51	21.32	61.07	100	0	P	H
													H
													H
		10420	44.15	-24.05	68.2	47.4	39.98	17.3	60.53	100	0	P	V
		15630	46.23	-27.77	74	48.47	37.51	21.32	61.07	100	0	P	V
													V
													V
Remark	1. No other spurious found. 2. All results are PASS against Peak and Average limit line.												

Band 2 - 5250~5350MHz

WIFI 802.11a (Band Edge @ 3m)

WIFI Ant. 0	Note	Frequency (MHz)	Level (dBμV/m)	Over Limit (dB)	Limit Line (dBμV/m)	Read Level (dBμV)	Antenna Factor (dB/m)	Path Loss (dB)	Preamp Factor (dB)	Ant Pos (cm)	Table Pos (deg)	Peak Avg. (P/A)	Pol. (H/V)
802.11a CH 64 5320MHz	*	5320	108.19	-	-	99.41	31.36	10.13	32.71	103	119	P	H
	*	5320	100.68	-	-	91.9	31.36	10.13	32.71	103	119	A	H
		5369.28	49.92	-24.08	74	41	31.42	10.17	32.67	103	119	P	H
		5350.08	41.88	-12.12	54	33.12	31.3	10.15	32.69	103	119	A	H
													H
													H
	*	5320	107.94	-	-	99.16	31.36	10.13	32.71	359	63	P	V
	*	5320	100.68	-	-	91.9	31.36	10.13	32.71	359	63	A	V
		5357.6	50.78	-23.22	74	41.95	31.35	10.16	32.68	359	63	P	V
		5350.08	41.35	-12.65	54	32.59	31.3	10.15	32.69	359	63	A	V
													V
													V
Remark	1. No other spurious found. 2. All results are PASS against Peak and Average limit line.												

Band 2 5250~5350MHz

WIFI 802.11a (Harmonic @ 3m)

WIFI Ant. 0	Note	Frequency (MHz)	Level (dBμV/m)	Over Limit (dB)	Limit Line (dBμV/m)	Read Level (dBμV)	Antenna Factor (dB/m)	Path Loss (dB)	Preamp Factor (dB)	Ant Pos (cm)	Table Pos (deg)	Peak Avg. (P/A)	Pol. (H/V)
802.11a CH 64 5320MHz		10640	43.55	-30.45	74	48.87	39.82	17.32	62.46	100	0	P	H
		15960	44.78	-29.22	74	46.65	36.78	21.31	59.96	100	0	P	H
													H
													H
		10640	42.83	-31.17	74	48.15	39.82	17.32	62.46	100	0	P	V
		15960	44.02	-29.98	74	45.89	36.78	21.31	59.96	100	0	P	V
													V
													V
Remark	1. No other spurious found. 2. All results are PASS against Peak and Average limit line.												

Band 2 5250~5350MHz

WIFI 802.11ac VHT40 (Band Edge @ 3m)

WIFI Ant. 0	Note	Frequency (MHz)	Level (dBμV/m)	Over Limit (dB)	Limit Line (dBμV/m)	Read Level (dBμV)	Antenna Factor (dB/m)	Path Loss (dB)	Preamp Factor (dB)	Ant Pos (cm)	Table Pos (deg)	Peak Avg. (P/A)	Pol. (H/V)
802.11ac VHT40 CH 62 5310MHz		5113.9	50.86	-23.14	74	41.98	31.8	9.92	32.84	100	113	P	H
		5087.38	42.88	-11.12	54	34.13	31.72	9.88	32.85	100	113	A	H
	*	5310	103.7	-	-	94.91	31.38	10.12	32.71	100	113	P	H
	*	5310	95.7	-	-	86.91	31.38	10.12	32.71	100	113	A	H
		5352.24	51.9	-22.1	74	43.12	31.31	10.15	32.68	100	113	P	H
		5350.08	45.88	-8.12	54	37.12	31.3	10.15	32.69	100	113	A	H
		5067.32	51.1	-22.9	74	42.52	31.6	9.85	32.87	381	71	P	V
		5087.38	43.11	-10.89	54	34.36	31.72	9.88	32.85	381	71	A	V
	*	5310	103.01	-	-	94.22	31.38	10.12	32.71	381	71	P	V
	*	5310	95.13	-	-	86.34	31.38	10.12	32.71	381	71	A	V
		5357.04	50.85	-23.15	74	42.03	31.34	10.16	32.68	381	71	P	V
		5350.56	43.98	-10.02	54	35.22	31.3	10.15	32.69	381	71	A	V
Remark	1. No other spurious found. 2. All results are PASS against Peak and Average limit line.												

Band 2 5250~5350MHz

WIFI 802.11ac VHT40 (Harmonic @ 3m)

WIFI Ant. 0	Note	Frequency (MHz)	Level (dBμV/m)	Over Limit (dB)	Limit Line (dBμV/m)	Read Level (dBμV)	Antenna Factor (dB/m)	Path Loss (dB)	Preamp Factor (dB)	Ant Pos (cm)	Table Pos (deg)	Peak Avg. (P/A)	Pol. (H/V)
802.11ac VHT40 CH 62 5310MHz		10620	42.56	-31.44	74	47.83	39.86	17.32	62.45	100	0	P	H
		15930	45.1	-28.9	74	46.96	36.84	21.31	60.01	100	0	P	H
													H
													H
		10620	43.16	-30.84	74	48.43	39.86	17.32	62.45	100	0	P	V
		15930	44.63	-29.37	74	46.49	36.84	21.31	60.01	100	0	P	V
													V
													V
Remark	1. No other spurious found. 2. All results are PASS against Peak and Average limit line.												

Band 2 5250~5350MHz

WIFI 802.11ac VHT80 (Band Edge @ 3m)

WIFI Ant. 0	Note	Frequency (MHz)	Level (dBμV/m)	Over Limit (dB)	Limit Line (dBμV/m)	Read Level (dBμV)	Antenna Factor (dB/m)	Path Loss (dB)	Preamp Factor (dB)	Ant Pos (cm)	Table Pos (deg)	Peak Avg. (P/A)	Pol. (H/V)
802.11ac VHT80 CH 58 5290MHz		5002.7	50.29	-23.71	74	42.14	31.31	9.75	32.91	100	94	P	H
		5095.7	42.01	-11.99	54	33.2	31.77	9.89	32.85	100	94	A	H
	*	5290	99.4	-	-	90.61	31.4	10.11	32.72	100	94	P	H
	*	5290	91.98	-	-	83.19	31.4	10.11	32.72	100	94	A	H
		5352.24	56.38	-17.62	74	47.6	31.31	10.15	32.68	100	94	P	H
		5350.08	47.72	-6.28	54	38.96	31.3	10.15	32.69	100	94	A	H
		5005.4	51.38	-22.62	74	43.21	31.32	9.76	32.91	361	70	P	V
		5108.6	42.2	-11.8	54	33.33	31.8	9.91	32.84	361	70	A	V
	*	5290	99.26	-	-	90.47	31.4	10.11	32.72	361	70	P	V
	*	5290	91.86	-	-	83.07	31.4	10.11	32.72	361	70	A	V
		5358.24	54.44	-19.56	74	45.61	31.35	10.16	32.68	361	70	P	V
		5350.08	46.5	-7.5	54	37.74	31.3	10.15	32.69	361	70	A	V
Remark	1. No other spurious found. 2. All results are PASS against Peak and Average limit line.												

Band 2 5250~5350MHz

WIFI 802.11ac VHT80 (Harmonic @ 3m)

WIFI Ant. 0	Note	Frequency (MHz)	Level (dBμV/m)	Over Limit (dB)	Limit Line (dBμV/m)	Read Level (dBμV)	Antenna Factor (dB/m)	Path Loss (dB)	Preamp Factor (dB)	Ant Pos (cm)	Table Pos (deg)	Peak Avg. (P/A)	Pol. (H/V)
802.11ac VHT80 CH 58 5290MHz		10580	43.03	-25.17	68.2	48.25	39.9	17.31	62.43	100	0	P	H
		15870	45.37	-28.63	74	47.17	36.99	21.32	60.11	100	0	P	H
													H
													H
		10580	43.57	-24.63	68.2	48.79	39.9	17.31	62.43	100	0	P	V
		15870	45.44	-28.56	74	47.24	36.99	21.32	60.11	100	0	P	V
													V
													V
Remark	1. No other spurious found. 2. All results are PASS against Peak and Average limit line.												

Band 3 - 5470~5725MHz

WIFI 802.11a (Band Edge @ 3m)

WIFI Ant. 0	Note	Frequency (MHz)	Level (dBµV/m)	Over Limit (dB)	Limit Line (dBµV/m)	Read Level (dBµV)	Antenna Factor (dB/m)	Path Loss (dB)	Preamp Factor (dB)	Ant Pos (cm)	Table Pos (deg)	Peak Avg. (P/A)	Pol. (H/V)
802.11a CH 100 5500MHz		5456.24	51.72	-22.28	74	42.39	31.72	10.23	32.62	103	236	P	H
		5469.68	60.06	-8.14	68.2	50.65	31.78	10.24	32.61	103	236	P	H
		5460	43.08	-10.92	54	33.73	31.74	10.23	32.62	103	236	A	H
	*	5500	109.53	-	-	99.96	31.9	10.26	32.59	103	236	P	H
	*	5500	101.91	-	-	92.34	31.9	10.26	32.59	103	236	A	H
													H
		5454.8	50.52	-23.48	74	41.19	31.72	10.23	32.62	355	67	P	V
		5466.64	57.37	-10.83	68.2	47.97	31.77	10.24	32.61	355	67	P	V
		5460.08	42.44	-107.56	150	33.08	31.74	10.24	32.62	355	67	A	V
	*	5500	109.24	-	-	99.67	31.9	10.26	32.59	355	67	P	V
	*	5500	101.64	-	-	92.07	31.9	10.26	32.59	355	67	A	V
													V

Remark

1. No other spurious found.
2. All results are PASS against Peak and Average limit line.

Band 3 - 5470~5725MHz

WIFI 802.11a (Harmonic @ 3m)

WIFI Ant. 0	Note	Frequency (MHz)	Level (dBμV/m)	Over Limit (dB)	Limit Line (dBμV/m)	Read Level (dBμV)	Antenna Factor (dB/m)	Path Loss (dB)	Preamp Factor (dB)	Ant Pos (cm)	Table Pos (deg)	Peak Avg. (P/A)	Pol. (H/V)
802.11a CH 100 5500MHz		11000	45.26	-28.74	74	50.51	40	17.35	62.6	100	0	P	H
		16500	45.79	-22.41	68.2	44.78	38.4	21.81	59.2	100	0	P	H
													H
													H
		11000	44.82	-29.18	74	50.07	40	17.35	62.6	100	0	P	V
		16500	46.55	-21.65	68.2	45.54	38.4	21.81	59.2	100	0	P	V
													V
													V
Remark	1. No other spurious found. 2. All results are PASS against Peak and Average limit line.												

Band 3 - 5470~5725MHz

WIFI 802.11ac VHT40 (Band Edge @ 3m)

WIFI Ant. 0	Note	Frequency (MHz)	Level (dBμV/m)	Over Limit (dB)	Limit Line (dBμV/m)	Read Level (dBμV)	Antenna Factor (dB/m)	Path Loss (dB)	Preamp Factor (dB)	Ant Pos (cm)	Table Pos (deg)	Peak Avg. (P/A)	Pol. (H/V)
802.11ac VHT40 CH 102 5510MHz		5454.88	53.41	-20.59	74	44.08	31.72	10.23	32.62	100	227	P	H
		5470	54.37	-13.83	68.2	44.96	31.78	10.24	32.61	100	227	P	H
		5458.96	45.56	-8.44	54	36.21	31.74	10.23	32.62	100	227	A	H
	*	5510	105.51	-	-	95.95	31.88	10.27	32.59	100	227	P	H
	*	5510	97.42	-	-	87.86	31.88	10.27	32.59	100	227	A	H
		5732.87	52.91	-15.29	68.2	42.77	32.17	10.49	32.52	100	227	P	H
		5459.44	53.27	-20.73	74	43.92	31.74	10.23	32.62	355	63	P	V
		5469.28	55.46	-12.74	68.2	46.05	31.78	10.24	32.61	355	63	P	V
		5458	45.05	-8.95	54	35.71	31.73	10.23	32.62	355	63	A	V
	*	5510	104.08	-	-	94.52	31.88	10.27	32.59	355	63	P	V
	*	5510	96.49	-	-	86.93	31.88	10.27	32.59	355	63	A	V
		5731.925	51.03	-17.17	68.2	40.91	32.16	10.49	32.53	355	63	P	V
Remark	1. No other spurious found. 2. All results are PASS against Peak and Average limit line.												

Band 3 - 5470~5725MHz

WIFI 802.11ac VHT40 (Harmonic @ 3m)

WIFI Ant. 0	Note	Frequency (MHz)	Level (dBμV/m)	Over Limit (dB)	Limit Line (dBμV/m)	Read Level (dBμV)	Antenna Factor (dB/m)	Path Loss (dB)	Preamp Factor (dB)	Ant Pos (cm)	Table Pos (deg)	Peak Avg. (P/A)	Pol. (H/V)
802.11ac VHT40 CH 102 5510MHz		11020	47.15	-26.85	74	51.04	39.92	17.37	61.18	100	0	P	H
		16530	47.19	-21.01	68.2	45.92	38.52	21.84	59.09	100	0	P	H
													H
													H
		11020	46.55	-27.45	74	50.44	39.92	17.37	61.18	100	0	P	V
		16530	47.08	-21.12	68.2	45.81	38.52	21.84	59.09	100	0	P	V
													V
													V
Remark	1. No other spurious found. 2. All results are PASS against Peak and Average limit line.												

Band 3 5470~5725MHz

WIFI 802.11ac VHT80 (Band Edge @ 3m)

WIFI Ant. 0	Note	Frequency (MHz)	Level (dBμV/m)	Over Limit (dB)	Limit Line (dBμV/m)	Read Level (dBμV)	Antenna Factor (dB/m)	Path Loss (dB)	Preamp Factor (dB)	Ant Pos (cm)	Table Pos (deg)	Peak Avg. (P/A)	Pol. (H/V)
802.11ac VHT80 CH 106 5530MHz		5459.2	53.1	-20.9	74	43.75	31.74	10.23	32.62	116	228	P	H
		5465.2	53.49	-14.71	68.2	44.1	31.76	10.24	32.61	116	228	P	H
		5458.96	44.77	-9.23	54	35.42	31.74	10.23	32.62	116	228	A	H
	*	5530	101.44	-	-	91.89	31.84	10.29	32.58	116	228	P	H
	*	5530	93.34	-	-	83.79	31.84	10.29	32.58	116	228	A	H
		5755.235	50.11	-18.09	68.2	39.91	32.21	10.51	32.52	116	228	P	H
		5453.2	52.75	-21.25	74	43.43	31.71	10.23	32.62	348	55	P	V
		5464	52.89	-15.31	68.2	43.5	31.76	10.24	32.61	348	55	P	V
		5457.76	44.09	-9.91	54	34.75	31.73	10.23	32.62	348	55	A	V
	*	5530	101.03	-	-	91.48	31.84	10.29	32.58	348	55	P	V
	*	5530	92.84	-	-	83.29	31.84	10.29	32.58	348	55	A	V
		5743.265	50.87	-17.33	68.2	40.7	32.19	10.5	32.52	348	55	P	V
Remark	1. No other spurious found. 2. All results are PASS against Peak and Average limit line.												

Band 3 5470~5725MHz

WIFI 802.11ac VHT80 (Harmonic @ 3m)

WIFI Ant. 0	Note	Frequency (MHz)	Level (dBμV/m)	Over Limit (dB)	Limit Line (dBμV/m)	Read Level (dBμV)	Antenna Factor (dB/m)	Path Loss (dB)	Preamp Factor (dB)	Ant Pos (cm)	Table Pos (deg)	Peak Avg. (P/A)	Pol. (H/V)
802.11ac VHT80 CH 106 5530MHz		11060	46.27	-27.73	74	50.3	39.76	17.42	61.21	100	0	P	H
		16590	47.49	-20.71	68.2	45.96	38.76	21.9	59.13	100	0	P	H
													H
													H
		11060	46.8	-27.2	74	50.83	39.76	17.42	61.21	100	0	P	V
		16590	47.16	-21.04	68.2	45.63	38.76	21.9	59.13	100	0	P	V
													V
													V
Remark	1. No other spurious found. 2. All results are PASS against Peak and Average limit line.												

Band 3 5470~5725MHz

WIFI 802.11ac VHT40 (Band Edge @ 3m)

WIFI Ant. 0	Note	Frequency (MHz)	Level (dBμV/m)	Over Limit (dB)	Limit Line (dBμV/m)	Read Level (dBμV)	Antenna Factor (dB/m)	Path Loss (dB)	Preamp Factor (dB)	Ant Pos (cm)	Table Pos (deg)	Peak Avg. (P/A)	Pol. (H/V)
802.11ac VHT40 CH 142 5710MHz		5457.64	48.77	-25.23	74	39.43	31.73	10.23	32.62	100	223	P	H
		5467.78	48.74	-19.46	68.2	39.34	31.77	10.24	32.61	100	223	P	H
		5453.74	41.69	-12.31	54	32.37	31.71	10.23	32.62	100	223	A	H
	*	5710	107.37	-	-	97.32	32.12	10.46	32.53	100	223	P	H
	*	5710	99.27	-	-	89.22	32.12	10.46	32.53	100	223	A	H
		5945	51.47	-16.73	68.2	40.5	32.68	10.76	32.47	100	223	P	H
		5400.31	48.73	-25.27	74	39.59	31.6	10.19	32.65	365	57	P	V
		5465.05	47.71	-20.49	68.2	38.32	31.76	10.24	32.61	365	57	P	V
		5453.74	41.2	-12.8	54	31.88	31.71	10.23	32.62	365	57	A	V
	*	5710	103	-	-	92.95	32.12	10.46	32.53	365	57	P	V
	*	5710	95.91	-	-	85.86	32.12	10.46	32.53	365	57	A	V
		5933.5	52.4	-15.8	68.2	41.49	32.63	10.75	32.47	365	57	P	V
Remark	1. No other spurious found. 2. All results are PASS against Peak and Average limit line.												

Band 3 - Straddle Channel

WIFI 802.11ac VHT40 (Harmonic @ 3m)

WIFI Ant. 0	Note	Frequency (MHz)	Level (dBμV/m)	Over Limit (dB)	Limit Line (dBμV/m)	Read Level (dBμV)	Antenna Factor (dB/m)	Path Loss (dB)	Preamp Factor (dB)	Ant Pos (cm)	Table Pos (deg)	Peak Avg. (P/A)	Pol. (H/V)
802.11ac VHT40 CH 142 5710MHz		11420	47.48	-26.52	74	51.5	39.68	17.83	61.53	100	0	P	H
		17130	46.95	-21.25	68.2	43.67	39.85	22.51	59.08	100	0	P	H
													H
													H
		10420	47.71	-20.49	68.2	50.96	39.98	17.3	60.53	100	0	P	V
		17130	46.39	-21.81	68.2	43.11	39.85	22.51	59.08	100	0	P	V
													V
													V
Remark	1. No other spurious found. 2. All results are PASS against Peak and Average limit line.												

Band 1 - 5150~5250MHz

WIFI 802.11ac VHT20 (Band Edge @ 3m)

WIFI Ant. 1	Note	Frequency (MHz)	Level (dBμV/m)	Over Limit (dB)	Limit Line (dBμV/m)	Read Level (dBμV)	Antenna Factor (dB/m)	Path Loss (dB)	Preamp Factor (dB)	Ant Pos (cm)	Table Pos (deg)	Peak Avg. (P/A)	Pol. (H/V)
802.11ac VHT20 CH 36 5180MHz		5150	59.34	-14.66	74	50.38	31.8	9.97	32.81	219	61	P	H
		5150	47.99	-6.01	54	39.03	31.8	9.97	32.81	219	61	A	H
	*	5180	102.64	-	-	93.8	31.62	10.01	32.79	219	61	P	H
	*	5180	110.6	-	-	101.76	31.62	10.01	32.79	219	61	P	H
													H
													H
		5150	57.2	-16.8	74	48.24	31.8	9.97	32.81	100	121	P	V
		5150	46.7	-7.3	54	37.74	31.8	9.97	32.81	100	121	A	V
	*	5180	109	-	-	100.16	31.62	10.01	32.79	100	121	P	V
	*	5180	101.25	-	-	92.41	31.62	10.01	32.79	100	121	A	V
													V
													V
Remark	1. No other spurious found. 2. All results are PASS against Peak and Average limit line.												

Band 1 5150~5250MHz

WIFI 802.11ac VHT20 (Harmonic @ 3m)

WIFI Ant. 1	Note	Frequency (MHz)	Level (dBμV/m)	Over Limit (dB)	Limit Line (dBμV/m)	Read Level (dBμV)	Antenna Factor (dB/m)	Path Loss (dB)	Preamp Factor (dB)	Ant Pos (cm)	Table Pos (deg)	Peak Avg. (P/A)	Pol. (H/V)
802.11ac VHT20 CH 36 5180MHz		10360	48.2	-20	68.2	51.49	39.8	17.3	60.39	100	0	P	H
		15540	50.17	-23.83	74	52.28	37.84	21.32	61.27	100	0	P	H
													H
													H
		10360	46.19	-22.01	68.2	49.48	39.8	17.3	60.39	100	0	P	V
		15540	47.94	-26.06	74	50.05	37.84	21.32	61.27	100	0	P	V
													V
													V
Remark	1. No other spurious found. 2. All results are PASS against Peak and Average limit line.												

Band 1 5150~5250MHz

WIFI 802.11ac VHT40 (Band Edge @ 3m)

WIFI Ant. 1	Note	Frequency (MHz)	Level (dBμV/m)	Over Limit (dB)	Limit Line (dBμV/m)	Read Level (dBμV)	Antenna Factor (dB/m)	Path Loss (dB)	Preamp Factor (dB)	Ant Pos (cm)	Table Pos (deg)	Peak Avg. (P/A)	Pol. (H/V)
802.11ac VHT40 CH 38 5190MHz		5147.42	55.49	-18.51	74	46.55	31.8	9.96	32.82	214	60	P	H
		5147.94	47.15	-6.85	54	38.21	31.8	9.96	32.82	214	60	A	H
	*	5190	105.55	-	-	96.75	31.56	10.03	32.79	214	60	P	H
	*	5190	97.65	-	-	88.85	31.56	10.03	32.79	214	60	A	H
		5412.4	53.08	-20.92	74	43.91	31.62	10.2	32.65	214	60	P	H
		5413.24	45.56	-8.44	54	36.38	31.63	10.2	32.65	214	60	A	H
		5148.46	55.12	-18.88	74	46.16	31.8	9.97	32.81	100	120	P	V
		5146.38	46.08	-7.92	54	37.14	31.8	9.96	32.82	100	120	A	V
	*	5190	105.15	-	-	96.35	31.56	10.03	32.79	100	120	P	V
	*	5190	97.19	-	-	88.39	31.56	10.03	32.79	100	120	A	V
		5413.52	51.44	-22.56	74	42.26	31.63	10.2	32.65	100	120	P	V
		5412.4	45.59	-8.41	54	36.42	31.62	10.2	32.65	100	120	A	V
802.11ac VHT40 CH 46 5230MHz		5149.5	52.36	-21.64	74	43.4	31.8	9.97	32.81	217	62	P	H
		5149.76	43.31	-10.69	54	34.35	31.8	9.97	32.81	217	62	A	H
	*	5230	106.7	-	-	97.96	31.44	10.06	32.76	217	62	P	H
	*	5230	98.73	-	-	89.99	31.44	10.06	32.76	217	62	A	H
		5453.84	54.77	-19.23	74	45.44	31.72	10.23	32.62	217	62	P	H
		5453	47.38	-6.62	54	38.06	31.71	10.23	32.62	217	62	A	H
		5148.2	51.04	-22.96	74	42.1	31.8	9.96	32.82	100	121	P	V
		5149.5	43.1	-10.9	54	34.14	31.8	9.97	32.81	100	121	A	V
	*	5230	105.38	-	-	96.64	31.44	10.06	32.76	100	121	P	V
	*	5230	97.75	-	-	89.01	31.44	10.06	32.76	100	121	A	V
		5453	52.24	-21.76	74	42.92	31.71	10.23	32.62	100	121	P	V
		5452.44	47.04	-6.96	54	37.72	31.71	10.23	32.62	100	121	A	V
Remark	1. No other spurious found. 2. All results are PASS against Peak and Average limit line.												

Band 1 5150~5250MHz

WIFI 802.11ac VHT40 (Harmonic @ 3m)

WIFI Ant. 1	Note	Frequency (MHz)	Level (dBμV/m)	Over Limit (dB)	Limit Line (dBμV/m)	Read Level (dBμV)	Antenna Factor (dB/m)	Path Loss (dB)	Preamp Factor (dB)	Ant Pos (cm)	Table Pos (deg)	Peak Avg. (P/A)	Pol. (H/V)
802.11ac VHT40 CH 38 5190MHz		10380	46.32	-21.88	68.2	49.55	39.9	17.3	60.43	100	0	P	H
		15570	47.5	-26.5	74	49.66	37.72	21.32	61.2	100	0	P	H
													H
													H
		10380	47.04	-21.16	68.2	50.27	39.9	17.3	60.43	100	0	P	V
		15570	46.25	-27.75	74	48.41	37.72	21.32	61.2	100	0	P	V
													V
													V
802.11ac VHT40 CH 46 5230MHz		10460	45.64	-22.56	68.2	49.03	39.94	17.3	60.63	100	0	P	H
		15690	46.25	-27.75	74	48.54	37.33	21.33	60.95	100	0	P	H
													H
													H
		10460	45.71	-22.49	68.2	49.1	39.94	17.3	60.63	100	0	P	V
		15690	46.08	-27.92	74	48.37	37.33	21.33	60.95	100	0	P	V
													V
													V
Remark	1. No other spurious found. 2. All results are PASS against Peak and Average limit line.												

Band 1 5150~5250MHz

WIFI 802.11ac VHT80 (Band Edge @ 3m)

WIFI Ant. 1	Note	Frequency (MHz)	Level (dBμV/m)	Over Limit (dB)	Limit Line (dBμV/m)	Read Level (dBμV)	Antenna Factor (dB/m)	Path Loss (dB)	Preamp Factor (dB)	Ant Pos (cm)	Table Pos (deg)	Peak Avg. (P/A)	Pol. (H/V)
802.11ac VHT80 CH 42 5210MHz		5144.84	53.38	-20.62	74	44.44	31.8	9.96	32.82	218	70	P	H
		5145.86	46.23	-7.77	54	37.29	31.8	9.96	32.82	218	70	A	H
	*	5210	103.96	-	-	95.21	31.48	10.05	32.78	218	70	P	H
	*	5210	96.24	-	-	87.49	31.48	10.05	32.78	218	70	A	H
		5408.26	50.32	-23.68	74	41.15	31.62	10.2	32.65	218	70	P	H
		5355.48	42.06	-11.94	54	33.25	31.33	10.16	32.68	218	70	A	H
		5141.1	52.04	-21.96	74	43.11	31.8	9.95	32.82	101	113	P	V
		5144.84	44.56	-9.44	54	35.62	31.8	9.96	32.82	101	113	A	V
	*	5210	100.45	-	-	91.7	31.48	10.05	32.78	101	113	P	V
	*	5210	92.67	-	-	83.92	31.48	10.05	32.78	101	113	A	V
		5374.2	49.48	-24.52	74	40.53	31.45	10.17	32.67	101	113	P	V
		5453.5	41.48	-12.52	54	32.16	31.71	10.23	32.62	101	113	A	V
Remark	1. No other spurious found. 2. All results are PASS against Peak and Average limit line.												

Band 1 5150~5250MHz

WIFI 802.11ac VHT80 (Harmonic @ 3m)

WIFI Ant. 1	Note	Frequency (MHz)	Level (dBμV/m)	Over Limit (dB)	Limit Line (dBμV/m)	Read Level (dBμV)	Antenna Factor (dB/m)	Path Loss (dB)	Preamp Factor (dB)	Ant Pos (cm)	Table Pos (deg)	Peak Avg. (P/A)	Pol. (H/V)
802.11ac VHT80 CH 42 5210MHz		10420	47.55	-20.65	68.2	50.8	39.98	17.3	60.53	100	0	P	H
		15630	46.6	-27.4	74	48.84	37.51	21.32	61.07	100	0	P	H
													H
													H
		10420	46.97	-21.23	68.2	50.22	39.98	17.3	60.53	100	0	P	V
		15630	47.16	-26.84	74	49.4	37.51	21.32	61.07	100	0	P	V
													V
													V
Remark	1. No other spurious found. 2. All results are PASS against Peak and Average limit line.												

Band 2 - 5250~5350MHz

WIFI 802.11ac VHT20 (Band Edge @ 3m)

WIFI Ant. 1	Note	Frequency (MHz)	Level (dBμV/m)	Over Limit (dB)	Limit Line (dBμV/m)	Read Level (dBμV)	Antenna Factor (dB/m)	Path Loss (dB)	Preamp Factor (dB)	Ant Pos (cm)	Table Pos (deg)	Peak Avg. (P/A)	Pol. (H/V)
802.11ac VHT20 CH 64 5320MHz	*	5320	109.97	-	-	101.19	31.36	10.13	32.71	225	67	P	H
	*	5320	102.49	-	-	93.71	31.36	10.13	32.71	225	67	A	H
		5350.24	60.46	-13.54	74	51.7	31.3	10.15	32.69	225	67	P	H
		5350.08	49.33	-4.67	54	40.57	31.3	10.15	32.69	225	67	A	H
													H
													H
	*	5320	109.25	-	-	100.47	31.36	10.13	32.71	100	120	P	V
	*	5320	101.62	-	-	92.84	31.36	10.13	32.71	100	120	A	V
		5350.4	58.9	-15.1	74	50.14	31.3	10.15	32.69	100	120	P	V
		5350.08	48.86	-5.14	54	40.1	31.3	10.15	32.69	100	120	A	V
													V
													V
Remark	1. No other spurious found. 2. All results are PASS against Peak and Average limit line.												

Band 2 5250~5350MHz

WIFI 802.11ac VHT20 (Harmonic @ 3m)

WIFI Ant. 1	Note	Frequency (MHz)	Level (dBμV/m)	Over Limit (dB)	Limit Line (dBμV/m)	Read Level (dBμV)	Antenna Factor (dB/m)	Path Loss (dB)	Preamp Factor (dB)	Ant Pos (cm)	Table Pos (deg)	Peak Avg. (P/A)	Pol. (H/V)
802.11ac VHT20 CH 64 5320MHz		10640	45.24	-28.76	74	48.95	39.82	17.32	60.85	100	0	P	H
		15960	45.18	-28.82	74	47.46	36.78	21.31	60.37	100	0	P	H
													H
													H
		10640	44.66	-29.34	74	48.37	39.82	17.32	60.85	100	0	P	V
		15960	45.78	-28.22	74	48.06	36.78	21.31	60.37	100	0	P	V
													V
													V
Remark	1. No other spurious found. 2. All results are PASS against Peak and Average limit line.												

Band 2 5250~5350MHz

WIFI 802.11ac VHT40 (Band Edge @ 3m)

WIFI Ant. 1	Note	Frequency (MHz)	Level (dBμV/m)	Over Limit (dB)	Limit Line (dBμV/m)	Read Level (dBμV)	Antenna Factor (dB/m)	Path Loss (dB)	Preamp Factor (dB)	Ant Pos (cm)	Table Pos (deg)	Peak Avg. (P/A)	Pol. (H/V)
802.11ac VHT40 CH 62 5310MHz		5126.48	50.48	-23.52	74	41.58	31.8	9.93	32.83	216	64	P	H
		5085	42.46	-11.54	54	33.74	31.71	9.87	32.86	216	64	A	H
	*	5310	104.55	-	-	95.76	31.38	10.12	32.71	216	64	P	H
	*	5310	96.38	-	-	87.59	31.38	10.12	32.71	216	64	A	H
		5355.12	54.99	-19.01	74	46.18	31.33	10.16	32.68	216	64	P	H
		5350.08	46.97	-7.03	54	38.21	31.3	10.15	32.69	216	64	A	H
		5048.62	51.86	-22.14	74	43.43	31.49	9.82	32.88	100	121	P	V
		5086.02	42.42	-11.58	54	33.68	31.72	9.87	32.85	100	121	A	V
	*	5310	103.44	-	-	94.65	31.38	10.12	32.71	100	121	P	V
	*	5310	95.54	-	-	86.75	31.38	10.12	32.71	100	121	A	V
		5352.24	54.97	-19.03	74	46.19	31.31	10.15	32.68	100	121	P	V
		5351.04	46.86	-7.14	54	38.09	31.31	10.15	32.69	100	121	A	V
Remark	1. No other spurious found. 2. All results are PASS against Peak and Average limit line.												

Band 2 5250~5350MHz

WIFI 802.11ac VHT40 (Harmonic @ 3m)

WIFI Ant. 1	Note	Frequency (MHz)	Level (dBμV/m)	Over Limit (dB)	Limit Line (dBμV/m)	Read Level (dBμV)	Antenna Factor (dB/m)	Path Loss (dB)	Preamp Factor (dB)	Ant Pos (cm)	Table Pos (deg)	Peak Avg. (P/A)	Pol. (H/V)
802.11ac VHT40 CH 62 5310MHz		10620	45.19	-28.81	74	48.84	39.86	17.32	60.83	100	0	P	H
		15930	45.63	-28.37	74	47.92	36.84	21.31	60.44	100	0	P	H
													H
													H
		10620	45.54	-28.46	74	49.19	39.86	17.32	60.83	100	0	P	V
		15930	44.22	-29.78	74	46.51	36.84	21.31	60.44	100	0	P	V
													V
													V
Remark	1. No other spurious found. 2. All results are PASS against Peak and Average limit line.												

Band 2 5250~5350MHz

WIFI 802.11ac VHT80 (Band Edge @ 3m)

WIFI Ant. 1	Note	Frequency (MHz)	Level (dBμV/m)	Over Limit (dB)	Limit Line (dBμV/m)	Read Level (dBμV)	Antenna Factor (dB/m)	Path Loss (dB)	Preamp Factor (dB)	Ant Pos (cm)	Table Pos (deg)	Peak Avg. (P/A)	Pol. (H/V)
802.11ac VHT80 CH 58 5290MHz		5099	51.34	-22.66	74	42.51	31.79	9.89	32.85	200	66	P	H
		5093.3	42.16	-11.84	54	33.36	31.76	9.89	32.85	200	66	A	H
	*	5290	100.67	-	-	91.88	31.4	10.11	32.72	200	66	P	H
	*	5290	92.46	-	-	83.67	31.4	10.11	32.72	200	66	A	H
		5352.72	59.08	-14.92	74	50.29	31.32	10.15	32.68	200	66	P	H
		5350.56	49.98	-4.02	54	41.22	31.3	10.15	32.69	200	66	A	H
		5081.3	51.17	-22.83	74	42.47	31.69	9.87	32.86	100	121	P	V
		5051.3	42.29	-11.71	54	33.84	31.51	9.82	32.88	100	121	A	V
	*	5290	99.87	-	-	91.08	31.4	10.11	32.72	100	121	P	V
	*	5290	91.85	-	-	83.06	31.4	10.11	32.72	100	121	A	V
		5361.6	57.78	-16.22	74	48.93	31.37	10.16	32.68	100	121	P	V
		5350.08	50.05	-3.95	54	41.29	31.3	10.15	32.69	100	121	A	V
Remark	1. No other spurious found. 2. All results are PASS against Peak and Average limit line.												

Band 2 5250~5350MHz

WIFI 802.11ac VHT80 (Harmonic @ 3m)

WIFI Ant. 1	Note	Frequency (MHz)	Level (dBμV/m)	Over Limit (dB)	Limit Line (dBμV/m)	Read Level (dBμV)	Antenna Factor (dB/m)	Path Loss (dB)	Preamp Factor (dB)	Ant Pos (cm)	Table Pos (deg)	Peak Avg. (P/A)	Pol. (H/V)
802.11ac VHT80 CH 58 5290MHz		10580	45.82	-22.38	68.2	49.41	39.9	17.31	60.8	100	0	P	H
		15870	46.19	-27.81	74	48.45	36.99	21.32	60.57	100	0	P	H
													H
													H
		10580	45.7	-22.5	68.2	49.29	39.9	17.31	60.8	100	0	P	V
		15870	45.86	-28.14	74	48.12	36.99	21.32	60.57	100	0	P	V
													V
													V
Remark	1. No other spurious found. 2. All results are PASS against Peak and Average limit line.												

Band 3 - 5470~5725MHz

WIFI 802.11a (Band Edge @ 3m)

WIFI Ant. 1	Note	Frequency (MHz)	Level (dBμV/m)	Over Limit (dB)	Limit Line (dBμV/m)	Read Level (dBμV)	Antenna Factor (dB/m)	Path Loss (dB)	Preamp Factor (dB)	Ant Pos (cm)	Table Pos (deg)	Peak Avg. (P/A)	Pol. (H/V)
802.11a CH 100 5500MHz		5456.88	64.66	-9.34	74	55.32	31.73	10.23	32.62	217	70	P	H
		5463.6	65.23	-2.97	68.2	55.85	31.75	10.24	32.61	217	70	P	H
		5460	46.25	-7.75	54	36.9	31.74	10.23	32.62	217	70	A	H
	*	5500	112.95	-	-	103.38	31.9	10.26	32.59	217	70	P	H
	*	5500	105.47	-	-	95.9	31.9	10.26	32.59	217	70	A	H
													H
		5458.8	60.96	-13.04	74	51.61	31.74	10.23	32.62	312	93	P	V
		5460.24	61.6	-6.6	68.2	52.24	31.74	10.24	32.62	312	93	P	V
		5460	44.22	-9.78	54	34.87	31.74	10.23	32.62	312	93	A	V
	*	5500	110.86	-	-	101.29	31.9	10.26	32.59	312	93	P	V
	*	5500	103.35	-	-	93.78	31.9	10.26	32.59	312	93	A	V
													V
Remark	1. No other spurious found. 2. All results are PASS against Peak and Average limit line.												

Band 3 - 5470~5725MHz

WIFI 802.11a (Harmonic @ 3m)

WIFI Ant. 1	Note	Frequency (MHz)	Level (dBμV/m)	Over Limit (dB)	Limit Line (dBμV/m)	Read Level (dBμV)	Antenna Factor (dB/m)	Path Loss (dB)	Preamp Factor (dB)	Ant Pos (cm)	Table Pos (deg)	Peak Avg. (P/A)	Pol. (H/V)
802.11a CH 100 5500MHz		11000	48.24	-25.76	74	52.05	40	17.35	61.16	100	0	P	H
		16500	47.76	-20.44	68.2	46.62	38.4	21.81	59.07	100	0	P	H
													H
													H
		11000	46.92	-27.08	74	50.73	40	17.35	61.16	100	0	P	V
		16500	47.04	-21.16	68.2	45.9	38.4	21.81	59.07	100	0	P	V
													V
													V
Remark	1. No other spurious found. 2. All results are PASS against Peak and Average limit line.												

Band 3 - 5470~5725MHz

WIFI 802.11ac VHT40 (Band Edge @ 3m)

WIFI Ant. 1	Note	Frequency (MHz)	Level (dBμV/m)	Over Limit (dB)	Limit Line (dBμV/m)	Read Level (dBμV)	Antenna Factor (dB/m)	Path Loss (dB)	Preamp Factor (dB)	Ant Pos (cm)	Table Pos (deg)	Peak Avg. (P/A)	Pol. (H/V)
802.11ac VHT40 CH 102 5510MHz		5444.56	53.32	-20.68	74	44.04	31.69	10.22	32.63	219	71	P	H
		5469.76	57.34	-10.86	68.2	47.93	31.78	10.24	32.61	219	71	P	H
		5459.2	45.67	-8.33	54	36.32	31.74	10.23	32.62	219	71	A	H
	*	5510	106.2	-	-	96.64	31.88	10.27	32.59	219	71	P	H
	*	5510	98.27	-	-	88.71	31.88	10.27	32.59	219	71	A	H
		5732.555	54.19	-14.01	68.2	44.05	32.17	10.49	32.52	219	71	P	H
		5458.72	54.79	-19.21	74	45.45	31.73	10.23	32.62	100	119	P	V
		5465.68	56.77	-11.43	68.2	47.38	31.76	10.24	32.61	100	119	P	V
		5458.96	45.28	-8.72	54	35.93	31.74	10.23	32.62	100	119	A	V
	*	5510	105.41	-	-	95.85	31.88	10.27	32.59	100	119	P	V
	*	5510	97.14	-	-	87.58	31.88	10.27	32.59	100	119	A	V
		5732.555	53.3	-14.9	68.2	43.16	32.17	10.49	32.52	100	119	P	V
Remark	1. No other spurious found. 2. All results are PASS against Peak and Average limit line.												

Band 3 - 5470~5725MHz

WIFI 802.11ac VHT40 (Harmonic @ 3m)

WIFI Ant. 1	Note	Frequency (MHz)	Level (dBμV/m)	Over Limit (dB)	Limit Line (dBμV/m)	Read Level (dBμV)	Antenna Factor (dB/m)	Path Loss (dB)	Preamp Factor (dB)	Ant Pos (cm)	Table Pos (deg)	Peak Avg. (P/A)	Pol. (H/V)
802.11ac VHT40 CH 102 5510MHz		11020	47.16	-26.84	74	51.05	39.92	17.37	61.18	100	0	P	H
		16530	47.87	-20.33	68.2	46.6	38.52	21.84	59.09	100	0	P	H
													H
													H
		11020	47.17	-26.83	74	51.06	39.92	17.37	61.18	100	0	P	V
		16530	47.57	-20.63	68.2	46.3	38.52	21.84	59.09	100	0	P	V
													V
													V
Remark	1. No other spurious found. 2. All results are PASS against Peak and Average limit line.												

Band 3 5470~5725MHz

WIFI 802.11ac VHT80 (Band Edge @ 3m)

WIFI Ant. 1	Note	Frequency (MHz)	Level (dBμV/m)	Over Limit (dB)	Limit Line (dBμV/m)	Read Level (dBμV)	Antenna Factor (dB/m)	Path Loss (dB)	Preamp Factor (dB)	Ant Pos (cm)	Table Pos (deg)	Peak Avg. (P/A)	Pol. (H/V)
802.11ac VHT80 CH 106 5530MHz		5459.68	54.74	-19.26	74	45.39	31.74	10.23	32.62	223	71	P	H
		5463.76	55.4	-12.8	68.2	46.01	31.76	10.24	32.61	223	71	P	H
		5459.92	45.9	-8.1	54	36.55	31.74	10.23	32.62	223	71	A	H
	*	5530	102.38	-	-	92.83	31.84	10.29	32.58	223	71	P	H
	*	5530	94.42	-	-	84.87	31.84	10.29	32.58	223	71	A	H
		5746.1	51.86	-16.34	68.2	41.69	32.19	10.5	32.52	223	71	P	H
		5451.52	54	-20	74	44.68	31.71	10.23	32.62	100	120	P	V
		5464.72	55.8	-12.4	68.2	46.41	31.76	10.24	32.61	100	120	P	V
		5459.92	45.67	-8.33	54	36.32	31.74	10.23	32.62	100	120	A	V
	*	5530	101.38	-	-	91.83	31.84	10.29	32.58	100	120	P	V
	*	5530	93.43	-	-	83.88	31.84	10.29	32.58	100	120	A	V
		5758.7	50.88	-17.32	68.2	40.67	32.22	10.51	32.52	100	120	P	V
Remark	1. No other spurious found. 2. All results are PASS against Peak and Average limit line.												

Band 3 5470~5725MHz

WIFI 802.11ac VHT80 (Harmonic @ 3m)

WIFI Ant. 1	Note	Frequency (MHz)	Level (dBμV/m)	Over Limit (dB)	Limit Line (dBμV/m)	Read Level (dBμV)	Antenna Factor (dB/m)	Path Loss (dB)	Preamp Factor (dB)	Ant Pos (cm)	Table Pos (deg)	Peak Avg. (P/A)	Pol. (H/V)
802.11ac VHT80 CH 106 5530MHz		11060	47.52	-26.48	74	51.55	39.76	17.42	61.21	100	0	P	H
		16590	47.48	-20.72	68.2	45.95	38.76	21.9	59.13	100	0	P	H
													H
													H
		11060	47.03	-26.97	74	51.06	39.76	17.42	61.21	100	0	P	V
		16590	46.99	-21.21	68.2	45.46	38.76	21.9	59.13	100	0	P	V
													V
													V
Remark	1. No other spurious found. 2. All results are PASS against Peak and Average limit line.												

Band 3 - Straddle Channel

WIFI 802.11ac VHT40 (Band Edge @ 3m)

WIFI Ant.	Note	Frequency	Level	Over Limit	Limit Line	Read Level	Antenna Factor	Path Loss	Preamp Factor	Ant Pos	Table Pos	Peak Avg.	Pol.
1		(MHz)	(dBμV/m)	(dB)	(dBμV/m)	(dBμV)	(dB/m)	(dB)	(dB)	(cm)	(deg)	(P/A)	(H/V)
802.11ac VHT40 CH 142 5710MHz		5459.2	49.44	-24.56	74	40.09	31.74	10.23	32.62	100	76	P	H
		5460.37	50.6	-17.6	68.2	41.24	31.74	10.24	32.62	100	76	P	H
		5452.96	41.34	-12.66	54	32.02	31.71	10.23	32.62	100	76	A	H
	*	5710	107.37	-	-	97.32	32.12	10.46	32.53	100	76	P	H
	*	5710	99.37	-	-	89.32	32.12	10.46	32.53	100	76	A	H
		5932.75	55	-13.2	68.2	44.09	32.63	10.75	32.47	100	76	P	H
		5458.81	50.66	-23.34	74	41.31	31.74	10.23	32.62	211	352	P	V
		5465.44	50.51	-17.69	68.2	41.12	31.76	10.24	32.61	211	352	P	V
		5452.57	41.08	-12.92	54	31.76	31.71	10.23	32.62	211	352	A	V
	*	5710	108.13	-	-	98.08	32.12	10.46	32.53	211	352	P	V
	*	5710	100.12	-	-	90.07	32.12	10.46	32.53	211	352	A	V
		5934	57.36	-10.84	68.2	46.44	32.64	10.75	32.47	211	352	P	V
Remark	1. No other spurious found. 2. All results are PASS against Peak and Average limit line.												

Band 3 - Straddle Channel

WIFI 802.11ac VHT40 (Harmonic @ 3m)

WIFI Ant. 1	Note	Frequency (MHz)	Level (dBμV/m)	Over Limit (dB)	Limit Line (dBμV/m)	Read Level (dBμV)	Antenna Factor (dB/m)	Path Loss (dB)	Preamp Factor (dB)	Ant Pos (cm)	Table Pos (deg)	Peak Avg. (P/A)	Pol. (H/V)
802.11ac VHT40 CH 142 5710MHz		11420	47.75	-26.25	74	51.77	39.68	17.83	61.53	100	0	P	H
		17130	47.35	-20.85	68.2	44.07	39.85	22.51	59.08	100	0	P	H
													H
													H
		11420	47.5	-26.5	74	51.52	39.68	17.83	61.53	100	0	P	V
		17130	47.84	-20.36	68.2	44.56	39.85	22.51	59.08	100	0	P	V
													V
													V
Remark	1. No other spurious found. 2. All results are PASS against Peak and Average limit line.												

Band 1 - 5150~5250MHz

WIFI 802.11a (Band Edge @ 3m)

WIFI Ant. 0+1	Note	Frequency (MHz)	Level (dBμV/m)	Over Limit (dB)	Limit Line (dBμV/m)	Read Level (dBμV)	Antenna Factor (dB/m)	Path Loss (dB)	Preamp Factor (dB)	Ant Pos (cm)	Table Pos (deg)	Peak Avg. (P/A)	Pol. (H/V)
802.11a CH 36 5180MHz		5148.46	66.34	-7.66	74	57.38	31.8	9.97	32.81	100	94	P	H
		5150	47.73	-6.27	54	38.77	31.8	9.97	32.81	100	94	A	H
	*	5180	112.49	-	-	103.65	31.62	10.01	32.79	100	94	P	H
	*	5180	105.28	-	-	96.44	31.62	10.01	32.79	100	94	A	H
													H
													H
		5145.34	65.99	-8.01	74	57.05	31.8	9.96	32.82	102	111	P	V
		5150	48.86	-5.14	54	39.9	31.8	9.97	32.81	102	111	A	V
	*	5180	111.3	-	-	102.46	31.62	10.01	32.79	102	111	P	V
	*	5180	104.08	-	-	95.24	31.62	10.01	32.79	102	111	A	V
													V
													V
Remark	1. No other spurious found. 2. All results are PASS against Peak and Average limit line.												

Band 1 5150~5250MHz

WIFI 802.11a (Harmonic @ 3m)

WIFI Ant. 0+1	Note	Frequency (MHz)	Level (dBμV/m)	Over Limit (dB)	Limit Line (dBμV/m)	Read Level (dBμV)	Antenna Factor (dB/m)	Path Loss (dB)	Preamp Factor (dB)	Ant Pos (cm)	Table Pos (deg)	Peak Avg. (P/A)	Pol. (H/V)
802.11a CH 36 5180MHz		10360	45.2	-23	68.2	50.25	39.8	17.3	62.15	100	0	P	H
		15540	46.86	-27.14	74	48.34	37.84	21.32	60.64	100	0	P	H
													H
													H
		10360	44.32	-23.88	68.2	49.37	39.8	17.3	62.15	100	0	P	V
		15540	46.91	-27.09	74	48.39	37.84	21.32	60.64	100	0	P	V
													V
													V
Remark	1. No other spurious found. 2. All results are PASS against Peak and Average limit line.												

Band 1 5150~5250MHz

WIFI 802.11ac VHT40 (Band Edge @ 3m)

WIFI Ant. 0+1	Note	Frequency (MHz)	Level (dBμV/m)	Over Limit (dB)	Limit Line (dBμV/m)	Read Level (dBμV)	Antenna Factor (dB/m)	Path Loss (dB)	Preamp Factor (dB)	Ant Pos (cm)	Table Pos (deg)	Peak Avg. (P/A)	Pol. (H/V)
802.11ac VHT40 CH 38 5190MHz		5148.72	55.54	-18.46	74	46.58	31.8	9.97	32.81	100	96	P	H
		5149.76	46.75	-7.25	54	37.79	31.8	9.97	32.81	100	96	A	H
	*	5190	108.62	-	-	99.82	31.56	10.03	32.79	100	96	P	H
	*	5190	100.41	-	-	91.61	31.56	10.03	32.79	100	96	A	H
		5412.4	54.23	-19.77	74	45.06	31.62	10.2	32.65	100	96	P	H
		5412.4	45.74	-8.26	54	36.57	31.62	10.2	32.65	100	96	A	H
		5147.68	55.34	-18.66	74	46.4	31.8	9.96	32.82	100	112	P	V
		5149.5	46.31	-7.69	54	37.35	31.8	9.97	32.81	100	112	A	V
	*	5190	106.45	-	-	97.65	31.56	10.03	32.79	100	112	P	V
	*	5190	99.23	-	-	90.43	31.56	10.03	32.79	100	112	A	V
		5412.4	52.22	-21.78	74	43.05	31.62	10.2	32.65	100	112	P	V
		5412.4	43.23	-10.77	54	34.06	31.62	10.2	32.65	100	112	A	V
Remark	1. No other spurious found. 2. All results are PASS against Peak and Average limit line.												

Band 1 5150~5250MHz

WIFI 802.11ac VHT40 (Harmonic @ 3m)

WIFI Ant. 0+1	Note	Frequency (MHz)	Level (dBμV/m)	Over Limit (dB)	Limit Line (dBμV/m)	Read Level (dBμV)	Antenna Factor (dB/m)	Path Loss (dB)	Preamp Factor (dB)	Ant Pos (cm)	Table Pos (deg)	Peak Avg. (P/A)	Pol. (H/V)
802.11ac VHT40 CH 38 5190MHz		10380	43.71	-24.49	68.2	48.69	39.9	17.3	62.18	100	0	P	H
		15570	46.56	-27.44	74	48.11	37.72	21.32	60.59	100	0	P	H
													H
													H
		10380	43.72	-24.48	68.2	48.7	39.9	17.3	62.18	100	0	P	V
		15570	47.17	-26.83	74	48.72	37.72	21.32	60.59	100	0	P	V
													V
													V
Remark	1. No other spurious found. 2. All results are PASS against Peak and Average limit line.												

Band 1 5150~5250MHz

WIFI 802.11ac VHT80 (Band Edge @ 3m)

WIFI Ant. 0+1	Note	Frequency (MHz)	Level (dBμV/m)	Over Limit (dB)	Limit Line (dBμV/m)	Read Level (dBμV)	Antenna Factor (dB/m)	Path Loss (dB)	Preamp Factor (dB)	Ant Pos (cm)	Table Pos (deg)	Peak Avg. (P/A)	Pol. (H/V)
802.11ac VHT80 CH 42 5210MHz		5147.22	56.21	-17.79	74	47.27	31.8	9.96	32.82	107	93	P	H
		5147.56	46.98	-7.02	54	38.04	31.8	9.96	32.82	107	93	A	H
	*	5210	104.85	-	-	96.1	31.48	10.05	32.78	107	93	P	H
	*	5210	97.02	-	-	88.27	31.48	10.05	32.78	107	93	A	H
		5354.7	51.07	-22.93	74	42.26	31.33	10.16	32.68	107	93	P	H
		5350.8	41.01	-12.99	54	32.25	31.3	10.15	32.69	107	93	A	H
		5145.18	57.11	-16.89	74	48.17	31.8	9.96	32.82	100	112	P	V
		5145.18	47.12	-6.88	54	38.18	31.8	9.96	32.82	100	112	A	V
	*	5210	103.83	-	-	95.08	31.48	10.05	32.78	100	112	P	V
	*	5210	95.84	-	-	87.09	31.48	10.05	32.78	100	112	A	V
		5437.9	50.21	-23.79	74	40.94	31.68	10.22	32.63	100	112	P	V
		5448.3	40.91	-13.09	54	31.6	31.7	10.23	32.62	100	112	A	V
Remark	1. No other spurious found. 2. All results are PASS against Peak and Average limit line.												

Band 1 5150~5250MHz

WIFI 802.11ac VHT80 (Harmonic @ 3m)

WIFI Ant. 0+1	Note	Frequency (MHz)	Level (dBμV/m)	Over Limit (dB)	Limit Line (dBμV/m)	Read Level (dBμV)	Antenna Factor (dB/m)	Path Loss (dB)	Preamp Factor (dB)	Ant Pos (cm)	Table Pos (deg)	Peak Avg. (P/A)	Pol. (H/V)
802.11ac VHT80 CH 42 5210MHz		10420	44.54	-23.66	68.2	49.52	39.98	17.3	62.26	100	0	P	H
		15630	47.88	-26.12	74	49.54	37.51	21.32	60.49	100	0	P	H
													H
													H
		10420	43.94	-24.26	68.2	48.92	39.98	17.3	62.26	100	0	P	V
		15630	47.59	-26.41	74	49.25	37.51	21.32	60.49	100	0	P	V
													V
													V
Remark	1. No other spurious found. 2. All results are PASS against Peak and Average limit line.												

Band 2 - 5250~5350MHz

WIFI 802.11ac VHT20 (Band Edge @ 3m)

WIFI Ant. 0+1	Note	Frequency (MHz)	Level (dBµV/m)	Over Limit (dB)	Limit Line (dBµV/m)	Read Level (dBµV)	Antenna Factor (dB/m)	Path Loss (dB)	Preamp Factor (dB)	Ant Pos (cm)	Table Pos (deg)	Peak Avg. (P/A)	Pol. (H/V)
802.11ac VHT20 CH 64 5320MHz	*	5320	113.09	-	-	104.31	31.36	10.13	32.71	123	88	P	H
	*	5320	105.2	-	-	96.42	31.36	10.13	32.71	123	88	A	H
		5354.4	53.94	-20.06	74	45.13	31.33	10.16	32.68	123	88	P	H
		5350.08	43.79	-10.21	54	35.03	31.3	10.15	32.69	123	88	A	H
													H
													H
	*	5320	110.3	-	-	101.52	31.36	10.13	32.71	100	110	P	V
	*	5320	102.51	-	-	93.73	31.36	10.13	32.71	100	110	A	V
		5350.08	56.28	-17.72	74	47.52	31.3	10.15	32.69	100	110	P	V
		5350.08	45.37	-8.63	54	36.61	31.3	10.15	32.69	100	110	A	V
													V
													V
Remark	1. No other spurious found. 2. All results are PASS against Peak and Average limit line.												

Band 2 5250~5350MHz

WIFI 802.11ac VHT20 (Harmonic @ 3m)

WIFI Ant. 0+1	Note	Frequency (MHz)	Level (dBμV/m)	Over Limit (dB)	Limit Line (dBμV/m)	Read Level (dBμV)	Antenna Factor (dB/m)	Path Loss (dB)	Preamp Factor (dB)	Ant Pos (cm)	Table Pos (deg)	Peak Avg. (P/A)	Pol. (H/V)
802.11ac VHT20 CH 64 5320MHz		10640	42.29	-31.71	74	47.61	39.82	17.32	62.46	100	0	P	H
		15960	44.68	-29.32	74	46.55	36.78	21.31	59.96	100	0	P	H
													H
													H
		10640	42.37	-31.63	74	47.69	39.82	17.32	62.46	100	0	P	V
		15960	44.55	-29.45	74	46.42	36.78	21.31	59.96	100	0	P	V
													V
													V
Remark	1. No other spurious found. 2. All results are PASS against Peak and Average limit line.												

Band 2 5250~5350MHz

WIFI 802.11ac VHT40 (Band Edge @ 3m)

WIFI Ant. 0+1	Note	Frequency (MHz)	Level (dBμV/m)	Over Limit (dB)	Limit Line (dBμV/m)	Read Level (dBμV)	Antenna Factor (dB/m)	Path Loss (dB)	Preamp Factor (dB)	Ant Pos (cm)	Table Pos (deg)	Peak Avg. (P/A)	Pol. (H/V)
802.11ac VHT40 CH 62 5310MHz		5100.64	51.82	-22.18	74	42.97	31.8	9.9	32.85	103	89	P	H
		5088.06	43.27	-10.73	54	34.51	31.73	9.88	32.85	103	89	A	H
	*	5310	106.83	-	-	98.04	31.38	10.12	32.71	103	89	P	H
	*	5310	98.61	-	-	89.82	31.38	10.12	32.71	103	89	A	H
		5351.04	56.99	-17.01	74	48.22	31.31	10.15	32.69	103	89	P	H
		5350.08	48.76	-5.24	54	40	31.3	10.15	32.69	103	89	A	H
		5082.28	51.31	-22.69	74	42.61	31.69	9.87	32.86	100	108	P	V
		5087.38	42.84	-11.16	54	34.09	31.72	9.88	32.85	100	108	A	V
	*	5310	103.52	-	-	94.73	31.38	10.12	32.71	100	108	P	V
	*	5310	96	-	-	87.21	31.38	10.12	32.71	100	108	A	V
		5350.32	56.66	-17.34	74	47.9	31.3	10.15	32.69	100	108	P	V
		5350.32	47.97	-6.03	54	39.21	31.3	10.15	32.69	100	108	A	V
Remark	1. No other spurious found. 2. All results are PASS against Peak and Average limit line.												

Band 2 5250~5350MHz

WIFI 802.11ac VHT40 (Harmonic @ 3m)

WIFI Ant. 0+1	Note	Frequency (MHz)	Level (dBμV/m)	Over Limit (dB)	Limit Line (dBμV/m)	Read Level (dBμV)	Antenna Factor (dB/m)	Path Loss (dB)	Preamp Factor (dB)	Ant Pos (cm)	Table Pos (deg)	Peak Avg. (P/A)	Pol. (H/V)
802.11ac VHT40 CH 62 5310MHz		10620	43.19	-30.81	74	46.84	39.86	17.32	60.83	100	0	P	H
		15930	44.6	-29.4	74	46.89	36.84	21.31	60.44	100	0	P	H
													H
													H
		10620	43.65	-30.35	74	47.3	39.86	17.32	60.83	100	0	P	V
		15930	44.78	-29.22	74	47.07	36.84	21.31	60.44	100	0	P	V
													V
													V
Remark	1. No other spurious found. 2. All results are PASS against Peak and Average limit line.												

Band 2 5250~5350MHz

WIFI 802.11ac VHT80 (Band Edge @ 3m)

WIFI Ant. 0+1	Note	Frequency (MHz)	Level (dBμV/m)	Over Limit (dB)	Limit Line (dBμV/m)	Read Level (dBμV)	Antenna Factor (dB/m)	Path Loss (dB)	Preamp Factor (dB)	Ant Pos (cm)	Table Pos (deg)	Peak Avg. (P/A)	Pol. (H/V)
802.11ac VHT80 CH 58 5290MHz		5131.7	50.76	-23.24	74	41.85	31.8	9.94	32.83	100	89	P	H
		5097.5	42.31	-11.69	54	33.49	31.78	9.89	32.85	100	89	A	H
	*	5290	101.74	-	-	92.95	31.4	10.11	32.72	100	89	P	H
	*	5290	93.64	-	-	84.85	31.4	10.11	32.72	100	89	A	H
		5369.28	56.56	-17.44	74	47.64	31.42	10.17	32.67	100	89	P	H
		5350.08	48.64	-5.36	54	39.88	31.3	10.15	32.69	100	89	A	H
		5039.9	51.01	-22.99	74	42.62	31.46	9.81	32.88	100	110	P	V
		5106.2	42.11	-11.89	54	33.25	31.8	9.9	32.84	100	110	A	V
	*	5290	99.48	-	-	90.69	31.4	10.11	32.72	100	110	P	V
	*	5290	91.15	-	-	82.36	31.4	10.11	32.72	100	110	A	V
		5366.64	56.53	-17.47	74	47.65	31.4	10.16	32.68	100	110	P	V
		5350.32	47.99	-6.01	54	39.23	31.3	10.15	32.69	100	110	A	V
Remark	1. No other spurious found. 2. All results are PASS against Peak and Average limit line.												

Band 2 5250~5350MHz

WIFI 802.11ac VHT80 (Harmonic @ 3m)

WIFI Ant. 0+1	Note	Frequency (MHz)	Level (dBμV/m)	Over Limit (dB)	Limit Line (dBμV/m)	Read Level (dBμV)	Antenna Factor (dB/m)	Path Loss (dB)	Preamp Factor (dB)	Ant Pos (cm)	Table Pos (deg)	Peak Avg. (P/A)	Pol. (H/V)
802.11ac VHT80 CH 58 5290MHz		10580	42.31	-25.89	68.2	47.53	39.9	17.31	62.43	100	0	P	H
		15870	44.7	-29.3	74	46.5	36.99	21.32	60.11	100	0	P	H
													H
													H
		10580	44.06	-24.14	68.2	49.28	39.9	17.31	62.43	100	0	P	V
		15870	45.63	-28.37	74	47.43	36.99	21.32	60.11	100	0	P	V
													V
													V
Remark	1. No other spurious found. 2. All results are PASS against Peak and Average limit line.												

Band 3 - 5470~5725MHz

WIFI 802.11a (Band Edge @ 3m)

WIFI Ant. 0+1	Note	Frequency (MHz)	Level (dBµV/m)	Over Limit (dB)	Limit Line (dBµV/m)	Read Level (dBµV)	Antenna Factor (dB/m)	Path Loss (dB)	Preamp Factor (dB)	Ant Pos (cm)	Table Pos (deg)	Peak Avg. (P/A)	Pol. (H/V)
802.11a CH 140 5700MHz	*	5700	111.14	-	-	101.12	32.1	10.45	32.53	100	72	P	H
	*	5700	103.56	-	-	93.54	32.1	10.45	32.53	100	72	A	H
		5725.8	62.1	-6.1	68.2	52	32.15	10.48	32.53	100	72	P	H
													H
													H
													H
	*	5700	109.75	-	-	99.73	32.1	10.45	32.53	100	105	P	V
	*	5700	102.17	-	-	92.15	32.1	10.45	32.53	100	105	A	V
		5729.72	64.92	-3.28	68.2	54.81	32.16	10.48	32.53	100	105	P	V
													V
													V
													V
Remark	1. No other spurious found. 2. All results are PASS against Peak and Average limit line.												

Band 3 - 5470~5725MHz

WIFI 802.11a (Harmonic @ 3m)

WIFI Ant. 0+1	Note	Frequency (MHz)	Level (dBμV/m)	Over Limit (dB)	Limit Line (dBμV/m)	Read Level (dBμV)	Antenna Factor (dB/m)	Path Loss (dB)	Preamp Factor (dB)	Ant Pos (cm)	Table Pos (deg)	Peak Avg. (P/A)	Pol. (H/V)
802.11a CH 140 5700MHz		11400	44.89	-29.11	74	49.75	39.7	17.8	62.36	100	0	P	H
		17100	46.61	-21.59	68.2	43.17	39.7	22.46	58.72	100	0	P	H
													H
													H
		11400	45.8	-28.2	74	50.66	39.7	17.8	62.36	100	0	P	V
		17100	46.34	-21.86	68.2	42.9	39.7	22.46	58.72	100	0	P	V
													V
													V
Remark	1. No other spurious found. 2. All results are PASS against Peak and Average limit line.												

Band 3 - 5470~5725MHz

WIFI 802.11ac VHT40 (Band Edge @ 3m)

WIFI Ant. 0+1	Note	Frequency (MHz)	Level (dBμV/m)	Over Limit (dB)	Limit Line (dBμV/m)	Read Level (dBμV)	Antenna Factor (dB/m)	Path Loss (dB)	Preamp Factor (dB)	Ant Pos (cm)	Table Pos (deg)	Peak Avg. (P/A)	Pol. (H/V)
802.11ac VHT40 CH 102 5510MHz		5458.24	56.53	-17.47	74	47.19	31.73	10.23	32.62	104	106	P	H
		5469.76	64.31	-3.89	68.2	54.9	31.78	10.24	32.61	104	106	P	H
		5459.68	48.28	-5.72	54	38.93	31.74	10.23	32.62	104	106	A	H
	*	5510	109.64	-	-	100.08	31.88	10.27	32.59	104	106	P	H
	*	5510	101.93	-	-	92.37	31.88	10.27	32.59	104	106	A	H
		5732.24	53.77	-14.43	68.2	43.64	32.16	10.49	32.52	104	106	P	H
		5459.44	58.02	-15.98	74	48.67	31.74	10.23	32.62	100	103	P	V
		5470	61.59	-6.61	68.2	52.18	31.78	10.24	32.61	100	103	P	V
		5459.44	47.51	-6.49	54	38.16	31.74	10.23	32.62	100	103	A	V
	*	5510	106.29	-	-	96.73	31.88	10.27	32.59	100	103	P	V
	*	5510	98.33	-	-	88.77	31.88	10.27	32.59	100	103	A	V
		5732.87	57.42	-10.78	68.2	47.28	32.17	10.49	32.52	100	103	P	V
Remark	1. No other spurious found. 2. All results are PASS against Peak and Average limit line.												

Band 3 - 5470~5725MHz

WIFI 802.11ac VHT40 (Harmonic @ 3m)

WIFI Ant. 0+1	Note	Frequency (MHz)	Level (dBμV/m)	Over Limit (dB)	Limit Line (dBμV/m)	Read Level (dBμV)	Antenna Factor (dB/m)	Path Loss (dB)	Preamp Factor (dB)	Ant Pos (cm)	Table Pos (deg)	Peak Avg. (P/A)	Pol. (H/V)
802.11ac VHT40 CH 102 5510MHz		11020	45.04	-28.96	74	50.34	39.92	17.37	62.59	100	0	P	H
		16530	46.31	-21.89	68.2	45.13	38.52	21.84	59.18	100	0	P	H
													H
													H
		11020	44.45	-29.55	74	49.75	39.92	17.37	62.59	100	0	P	V
		16530	45.91	-22.29	68.2	44.73	38.52	21.84	59.18	100	0	P	V
													V
													V
Remark	1. No other spurious found. 2. All results are PASS against Peak and Average limit line.												

Band 3 5470~5725MHz

WIFI 802.11ac VHT80 (Band Edge @ 3m)

WIFI Ant. 0+1	Note	Frequency (MHz)	Level (dBμV/m)	Over Limit (dB)	Limit Line (dBμV/m)	Read Level (dBμV)	Antenna Factor (dB/m)	Path Loss (dB)	Preamp Factor (dB)	Ant Pos (cm)	Table Pos (deg)	Peak Avg. (P/A)	Pol. (H/V)
802.11ac VHT80 CH 122 5610MHz		5459.2	57.45	-16.55	74	48.1	31.74	10.23	32.62	100	103	P	H
		5466.9	58.2	-10	68.2	48.8	31.77	10.24	32.61	100	103	P	H
		5459.2	48.29	-5.71	54	38.94	31.74	10.23	32.62	100	103	A	H
	*	5610	108.87	-	-	99.2	31.88	10.35	32.56	100	103	P	H
	*	5610	100.88	-	-	91.21	31.88	10.35	32.56	100	103	A	H
		5738.575	62.33	-5.87	68.2	52.18	32.18	10.49	32.52	100	103	P	H
		5456.4	56.13	-17.87	74	46.79	31.73	10.23	32.62	104	141	P	V
		5465.85	58.32	-9.88	68.2	48.93	31.76	10.24	32.61	104	141	P	V
		5459.55	47.32	-6.68	54	37.97	31.74	10.23	32.62	104	141	A	V
	*	5610	107.87	-	-	98.2	31.88	10.35	32.56	104	141	P	V
	*	5610	99.86	-	-	90.19	31.88	10.35	32.56	104	141	A	V
		5725.1	63.4	-4.8	68.2	53.3	32.15	10.48	32.53	104	141	P	V
Remark	1. No other spurious found. 2. All results are PASS against Peak and Average limit line.												

Band 3 5470~5725MHz

WIFI 802.11ac VHT80 (Harmonic @ 3m)

WIFI Ant. 0+1	Note	Frequency (MHz)	Level (dBμV/m)	Over Limit (dB)	Limit Line (dBμV/m)	Read Level (dBμV)	Antenna Factor (dB/m)	Path Loss (dB)	Preamp Factor (dB)	Ant Pos (cm)	Table Pos (deg)	Peak Avg. (P/A)	Pol. (H/V)
802.11ac VHT80 CH 122 5610MHz		11220	45.72	-28.28	74	51.19	39.4	17.6	62.47	100	0	P	H
		16830	47.32	-20.88	68.2	44.36	39.83	22.13	59	100	0	P	H
													H
													H
		11220	45.53	-28.47	74	51	39.4	17.6	62.47	100	0	P	V
		16830	47.77	-20.43	68.2	44.81	39.83	22.13	59	100	0	P	V
													V
													V
Remark	1. No other spurious found. 2. All results are PASS against Peak and Average limit line.												

Band 3 - Straddle Channel

WIFI 802.11ac VHT40 (Band Edge @ 3m)

WIFI Ant. 0+1	Note	Frequency (MHz)	Level (dBµV/m)	Over Limit (dB)	Limit Line (dBµV/m)	Read Level (dBµV)	Antenna Factor (dB/m)	Path Loss (dB)	Preamp Factor (dB)	Ant Pos (cm)	Table Pos (deg)	Peak Avg. (P/A)	Pol. (H/V)
802.11ac VHT40 CH 142 5710MHz		5433.07	50.1	-23.9	74	40.85	31.67	10.21	32.63	100	104	P	H
		5461.54	50.58	-17.62	68.2	41.2	31.75	10.24	32.61	100	104	P	H
		5458.03	41.42	-12.58	54	32.08	31.73	10.23	32.62	100	104	A	H
	*	5710	113.13	-	-	103.08	32.12	10.46	32.53	100	104	P	H
	*	5710	105.23	-	-	95.18	32.12	10.46	32.53	100	104	A	H
		5932	56.03	-12.17	68.2	45.13	32.63	10.74	32.47	100	104	P	H
		5449.06	49.96	-24.04	74	40.65	31.7	10.23	32.62	100	101	P	V
		5465.83	50.4	-17.8	68.2	41.01	31.76	10.24	32.61	100	101	P	V
		5456.86	41.29	-12.71	54	31.95	31.73	10.23	32.62	100	101	A	V
	*	5710	112.74	-	-	102.69	32.12	10.46	32.53	100	101	P	V
	*	5710	104.76	-	-	94.71	32.12	10.46	32.53	100	101	A	V
		5935.5	56.04	-12.16	68.2	45.12	32.64	10.75	32.47	100	101	P	V
Remark	1. No other spurious found. 2. All results are PASS against Peak and Average limit line.												

Band 3 - Straddle Channel

WIFI 802.11ac VHT40 (Harmonic @ 3m)

WIFI Ant. 0+1	Note	Frequency (MHz)	Level (dBμV/m)	Over Limit (dB)	Limit Line (dBμV/m)	Read Level (dBμV)	Antenna Factor (dB/m)	Path Loss (dB)	Preamp Factor (dB)	Ant Pos (cm)	Table Pos (deg)	Peak Avg. (P/A)	Pol. (H/V)
802.11ac VHT40 CH 142 5710MHz		11420	47.03	-26.97	74	51.87	39.68	17.83	62.35	100	0	P	H
		17130	45.54	-22.66	68.2	41.85	39.85	22.51	58.67	100	0	P	H
													H
													H
		11420	45.84	-28.16	74	50.68	39.68	17.83	62.35	100	0	P	V
		17130	45.87	-22.33	68.2	42.18	39.85	22.51	58.67	100	0	P	V
													V
													V
Remark	1. No other spurious found. 2. All results are PASS against Peak and Average limit line.												

<TXBF Mode>

Band 1 - 5150~5250MHz

WIFI 802.11ac VHT40 (Band Edge @ 3m)

WIFI Ant.	Note	Frequency	Level	Over Limit	Limit Line	Read Level	Antenna Factor	Path Loss	Preamp Factor	Ant Pos	Table Pos	Peak Avg.	Pol.
0+1		(MHz)	(dBµV/m)	(dB)	(dBµV/m)	(dBµV)	(dB/m)	(dB)	(dB)	(cm)	(deg)	(P/A)	(H/V)
802.11ac VHT40 CH 38 5190MHz		5150	57.52	-16.48	74	48.56	31.8	9.97	32.81	112	94	P	H
		5149.76	49.92	-4.08	54	40.96	31.8	9.97	32.81	112	94	A	H
	*	5190	105.7	-	-	96.9	31.56	10.03	32.79	112	94	P	H
	*	5190	98.52	-	-	89.72	31.56	10.03	32.79	112	94	A	H
		5413.24	51.55	-22.45	74	42.37	31.63	10.2	32.65	112	94	P	H
		5412.96	44.73	-9.27	54	35.55	31.63	10.2	32.65	112	94	A	H
		5150	55.48	-18.52	74	46.52	31.8	9.97	32.81	108	112	P	V
		5149.5	47.35	-6.65	54	38.39	31.8	9.97	32.81	108	112	A	V
	*	5190	105.15	-	-	96.35	31.56	10.03	32.79	108	112	P	V
	*	5190	97.21	-	-	88.41	31.56	10.03	32.79	108	112	A	V
		5412.96	51.37	-22.63	74	42.19	31.63	10.2	32.65	108	112	P	V
		5412.4	43.54	-10.46	54	34.37	31.62	10.2	32.65	108	112	A	V
Remark	1. No other spurious found. 2. All results are PASS against Peak and Average limit line.												

Band 1 5150~5250MHz

WIFI 802.11ac VHT40 (Harmonic @ 3m)

WIFI Ant. 0+1	Note	Frequency (MHz)	Level (dBμV/m)	Over Limit (dB)	Limit Line (dBμV/m)	Read Level (dBμV)	Antenna Factor (dB/m)	Path Loss (dB)	Preamp Factor (dB)	Ant Pos (cm)	Table Pos (deg)	Peak Avg. (P/A)	Pol. (H/V)
802.11ac VHT40 CH 38 5190MHz		10380	47.29	-20.91	68.2	50.52	39.9	17.3	60.43	100	0	P	H
		15570	46.7	-27.3	74	48.86	37.72	21.32	61.2	100	0	P	H
													H
													H
		10380	47.81	-20.39	68.2	51.04	39.9	17.3	60.43	100	0	P	V
		15570	46.64	-27.36	74	48.8	37.72	21.32	61.2	100	0	P	V
													V
													V
Remark	1. No other spurious found. 2. All results are PASS against Peak and Average limit line.												

Band 2 - 5250~5350MHz

WIFI 802.11ac VHT40 (Band Edge @ 3m)

WIFI Ant. 0+1	Note	Frequency (MHz)	Level (dBμV/m)	Over Limit (dB)	Limit Line (dBμV/m)	Read Level (dBμV)	Antenna Factor (dB/m)	Path Loss (dB)	Preamp Factor (dB)	Ant Pos (cm)	Table Pos (deg)	Peak Avg. (P/A)	Pol. (H/V)
802.11ac VHT40 CH 62 5310MHz		5086.36	51.3	-22.7	74	42.55	31.72	9.88	32.85	110	94	P	H
		5086.36	43.42	-10.58	54	34.67	31.72	9.88	32.85	110	94	A	H
	*	5310	105.2	-	-	96.41	31.38	10.12	32.71	110	94	P	H
	*	5310	97.51	-	-	88.72	31.38	10.12	32.71	110	94	A	H
		5350.32	55.48	-18.52	74	46.72	31.3	10.15	32.69	110	94	P	H
		5353.44	49.62	-4.38	54	40.82	31.32	10.16	32.68	110	94	A	H
		5085.34	51.33	-22.67	74	42.61	31.71	9.87	32.86	100	112	P	V
		5085.68	42.68	-11.32	54	33.96	31.71	9.87	32.86	100	112	A	V
	*	5310	104.46	-	-	95.67	31.38	10.12	32.71	100	112	P	V
	*	5310	95.6	-	-	86.81	31.38	10.12	32.71	100	112	A	V
		5352.48	58.09	-15.91	74	49.31	31.31	10.15	32.68	100	112	P	V
		5356.08	49.08	-4.92	54	40.26	31.34	10.16	32.68	100	112	A	V
Remark	1. No other spurious found. 2. All results are PASS against Peak and Average limit line.												

Band 2 5250~5350MHz

WIFI 802.11ac VHT40 (Harmonic @ 3m)

WIFI Ant. 0+1	Note	Frequency (MHz)	Level (dBμV/m)	Over Limit (dB)	Limit Line (dBμV/m)	Read Level (dBμV)	Antenna Factor (dB/m)	Path Loss (dB)	Preamp Factor (dB)	Ant Pos (cm)	Table Pos (deg)	Peak Avg. (P/A)	Pol. (H/V)
802.11ac VHT40 CH 62 5310MHz		10620	45.94	-28.06	74	49.59	39.86	17.32	60.83	100	0	P	H
		15930	46.6	-27.4	74	48.89	36.84	21.31	60.44	100	0	P	H
													H
													H
		10620	45.76	-28.24	74	49.41	39.86	17.32	60.83	100	0	P	V
		15930	46.22	-27.78	74	48.51	36.84	21.31	60.44	100	0	P	V
													V
													V
Remark	1. No other spurious found. 2. All results are PASS against Peak and Average limit line.												

Band 3 - 5470~5725MHz

WIFI 802.11ac VHT20 (Band Edge @ 3m)

WIFI Ant. 0+1	Note	Frequency (MHz)	Level (dBµV/m)	Over Limit (dB)	Limit Line (dBµV/m)	Read Level (dBµV)	Antenna Factor (dB/m)	Path Loss (dB)	Preamp Factor (dB)	Ant Pos (cm)	Table Pos (deg)	Peak Avg. (P/A)	Pol. (H/V)
802.11ac VHT20 CH 140 5700MHz	*	5700	114.15	-	-	104.13	32.1	10.45	32.53	105	88	P	H
	*	5700	105.34	-	-	95.32	32.1	10.45	32.53	105	88	A	H
		5725	60.2	-8	68.2	50.1	32.15	10.48	32.53	105	88	P	H
													H
													H
													H
	*	5700	111.39	-	-	101.37	32.1	10.45	32.53	100	110	P	V
	*	5700	102.42	-	-	92.4	32.1	10.45	32.53	100	110	A	V
		5725.64	56.78	-11.42	68.2	46.68	32.15	10.48	32.53	100	110	P	V
													V
													V
													V
Remark	1. No other spurious found. 2. All results are PASS against Peak and Average limit line.												

Band 3 - 5470~5725MHz

WIFI 802.11ac VHT20 (Harmonic @ 3m)

WIFI Ant. 0+1	Note	Frequency (MHz)	Level (dBμV/m)	Over Limit (dB)	Limit Line (dBμV/m)	Read Level (dBμV)	Antenna Factor (dB/m)	Path Loss (dB)	Preamp Factor (dB)	Ant Pos (cm)	Table Pos (deg)	Peak Avg. (P/A)	Pol. (H/V)
802.11ac VHT20 CH 140 5700MHz		11400	47.39	-26.61	74	51.4	39.7	17.8	61.51	100	0	P	H
		17100	48.23	-19.97	68.2	45.22	39.7	22.46	59.15	100	0	P	H
													H
													H
		11400	47.65	-26.35	74	51.66	39.7	17.8	61.51	100	0	P	V
		17100	48.19	-20.01	68.2	45.18	39.7	22.46	59.15	100	0	P	V
													V
													V
Remark	1. No other spurious found. 2. All results are PASS against Peak and Average limit line.												

Note symbol

*	**Fundamental Frequency** which can be ignored. However, the level of any unwanted emissions shall not exceed the level of the fundamental frequency.
!	Test result is **over limit** line.
P/A	**P**eak or **A**verage
H/V	**H**orizontal or **V**ertical

A calculation example for radiated spurious emission is shown as below:

WIFI	Note	Frequency	Level	Over	Limit	Read	Antenna	Path	Preamp	Ant	Table	Peak	Pol.
Ant.				Limit	Line	Level	Factor	Loss	Factor	Pos	Pos	Avg.	
1+2		(MHz)	(dBμV/m)	(dB)	(dBμV/m)	(dBμV)	(dB/m)	(dB)	(dB)	(cm)	(deg)	(P/A)	(H/V)
802.11b CH 01 2412MHz		2390	55.45	-18.55	74	54.51	32.22	4.58	35.86	103	308	P	H
		2390	43.54	-10.46	54	42.6	32.22	4.58	35.86	103	308	A	H

1. Path Loss(dB) = Cable loss(dB) + Filter loss(dB) + Attenuator loss(dB)
2. Level(dBμV/m) = Antenna Factor(dB/m) + Path Loss(dB) + Read Level(dBμV) - Preamp Factor(dB)
3. Over Limit(dB) = Level(dBμV/m) – Limit Line(dBμV/m)

For Peak Limit @ 2390MHz:

1. Level(dBμV/m)

= Antenna Factor(dB/m) + Path Loss(dB) + Read Level(dBμV) - Preamp Factor(dB)

= 32.22(dB/m) + 4.58(dB) + 54.51(dBμV) – 35.86 (dB)

= 55.45 (dBμV/m)

2. Over Limit(dB)

= Level(dBμV/m) – Limit Line(dBμV/m)

= 55.45(dBμV/m) – 74(dBμV/m)

= -18.55(dB)

For Average Limit @ 2390MHz:

1. Level(dBμV/m)

= Antenna Factor(dB/m) + Path Loss(dB) + Read Level(dBμV) - Preamp Factor(dB)

= 32.22(dB/m) + 4.58(dB) + 42.6(dBμV) – 35.86 (dB)

= 43.54 (dBμV/m)

2. Over Limit(dB) = Level(dBμV/m) – Limit Line(dBμV/m)

= 43.54(dBμV/m) – 54(dBμV/m)

= -10.46(dB)

Both peak and average measured complies with the limit line, so test result is “PASS”.

Appendix B. Radiated Spurious Emission

Test Engineer :	Bill Chang, Fu Chen, and Troye Hsieh	**Temperature :**	19.8~234°C
		Relative Humidity :	55.9~69.5%

Note symbol

-L	**Low channel location**
-R	**High channel location**

<CDD Mode>

Band 1 - 5150~5250MHz

WIFI 802.11ac VHT20 (Band Edge @ 3m)

WIFI	Band 1 5150~5250MHz Band Edge @ 3m	
ANT	802.11ac VHT20 CH36 5180MHz	
0	Horizontal	Fundamental
Peak	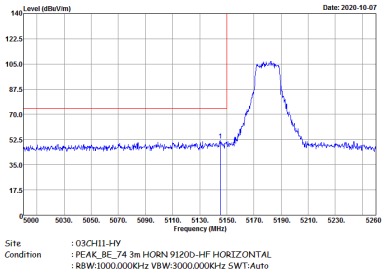	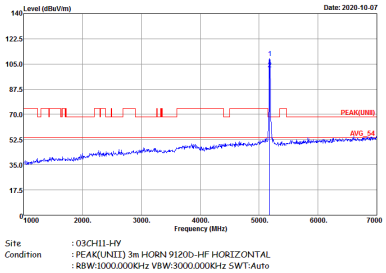
Avg.	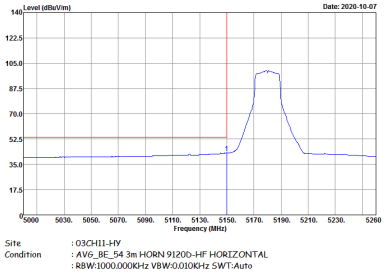	Left blank

WIFI	Band 1 5150~5250MHz Band Edge @ 3m	
ANT	802.11ac VHT20 CH36 5180MHz	
0	Vertical	Fundamental
Peak	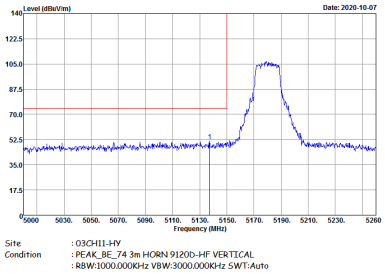	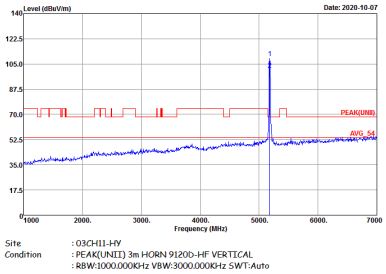
Avg.	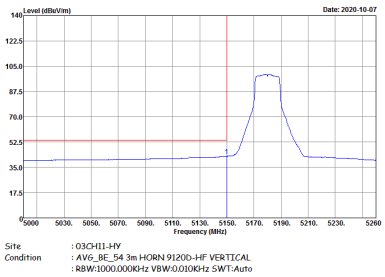	Left blank

Band 1 5150~5250MHz

WIFI 802.11ac VHT40 (Band Edge @ 3m)

WIFI	Band 1 5150~5250MHz Band Edge @ 3m	
ANT	802.11ac VHT40 CH38 5190MHz - L	
0	Horizontal	Fundamental
Peak	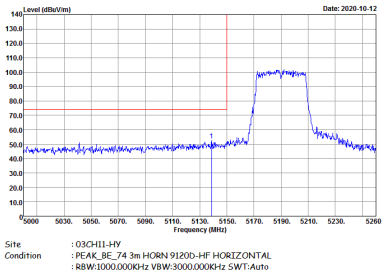	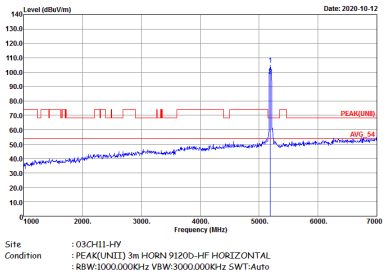
Avg.	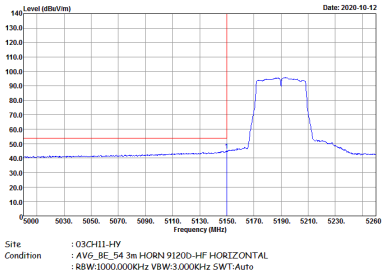	Left blank

WIFI	Band 1 5150~5250MHz Band Edge @ 3m	
ANT	802.11ac VHT40 CH38 5190MHz - R	
0	Horizontal	Fundamental
Peak	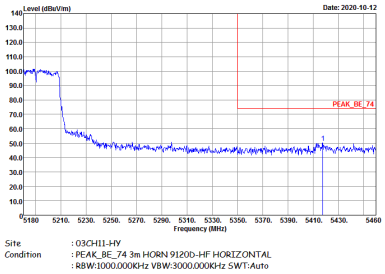	Left blank
Avg.	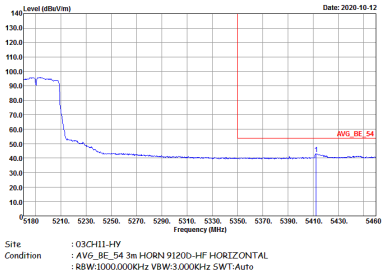	Left blank

WIFI	Band 1 5150~5250MHz Band Edge @ 3m	
ANT	802.11ac VHT40 CH38 5190MHz - L	
0	Vertical	Fundamental
Peak	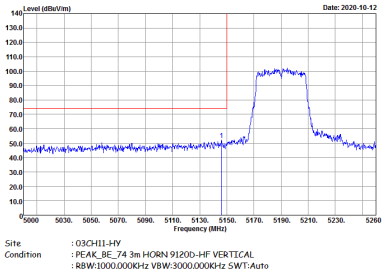	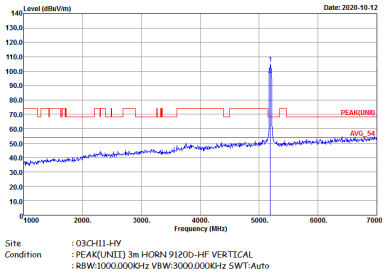
Avg.	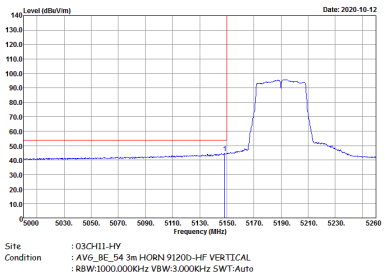	Left blank

WIFI	Band 1 5150~5250MHz Band Edge @ 3m	
ANT	802.11ac VHT40 CH38 5190MHz - R	
0	Vertical	Fundamental
Peak	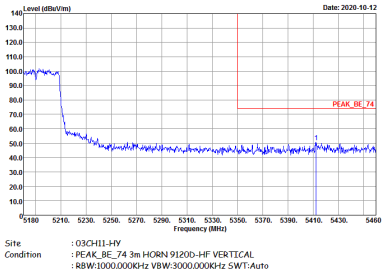	Left blank
Avg.	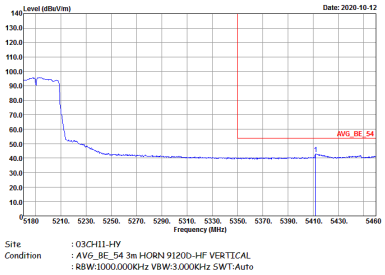	Left blank

Band 1 5150~5250MHz
WIFI 802.11ac VHT80 (Band Edge @ 3m)

WIFI	Band 1 5150~5250MHz Band Edge @ 3m	
ANT	802.11ac VHT80 CH42 5210MHz - L	
0	Horizontal	Fundamental
Peak	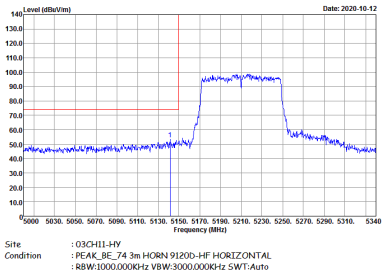	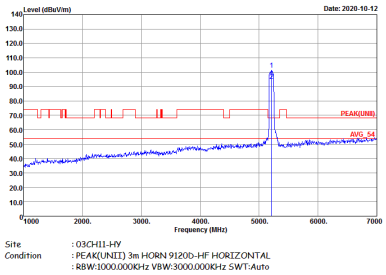
Avg.	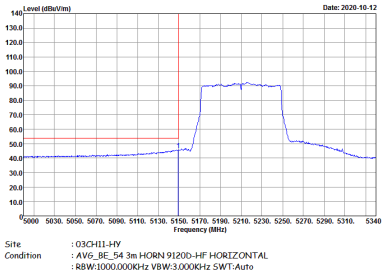	Left blank

WIFI	Band 1 5150~5250MHz Band Edge @ 3m	
ANT	802.11ac VHT80 CH42 5210MHz - R	
0	Horizontal	Fundamental
Peak	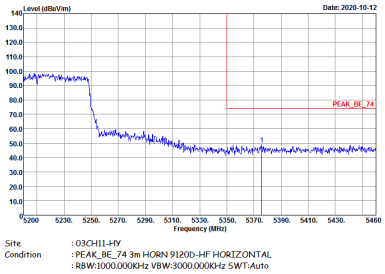	Left blank
Avg.	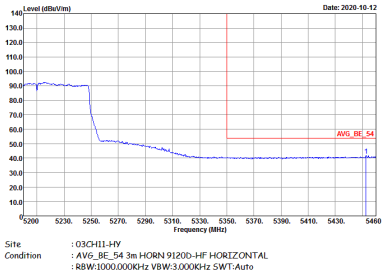	Left blank

WIFI	Band 1 5150~5250MHz Band Edge @ 3m	
ANT	802.11ac VHT80 CH42 5210MHz - L	
0	Vertical	Fundamental
Peak	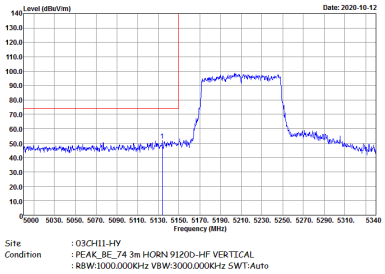	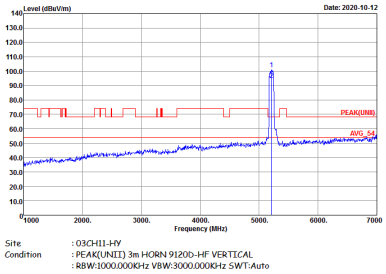
Avg.	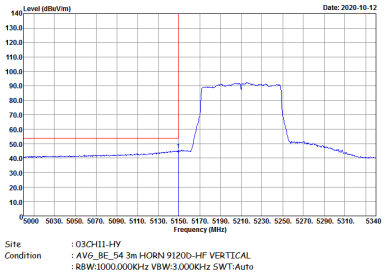	Left blank

WIFI	Band 1 5150~5250MHz Band Edge @ 3m	
ANT	802.11ac VHT80 CH42 5210MHz - R	
0	Vertical	Fundamental
Peak	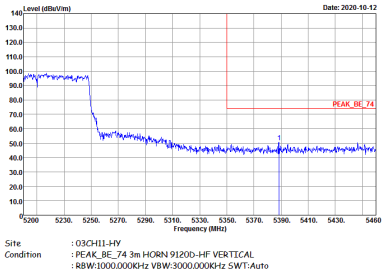	Left blank
Avg.	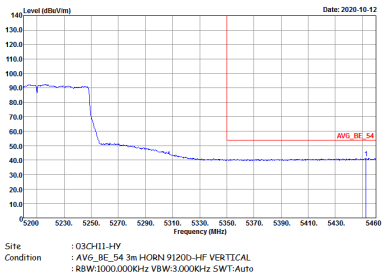	Left blank

Band 1 - 5150~5250MHz

WIFI 802.11ac VHT20 (Harmonic @ 3m)

WIFI	Band 1 5150~5250MHz Harmonic @ 3m	
ANT	802.11ac VHT20 CH36 5180MHz	
0	Horizontal	Vertical
Peak Avg.	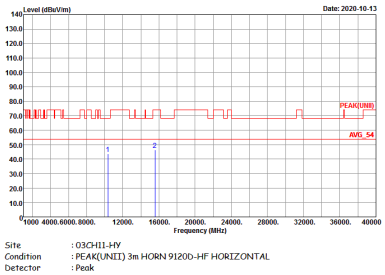	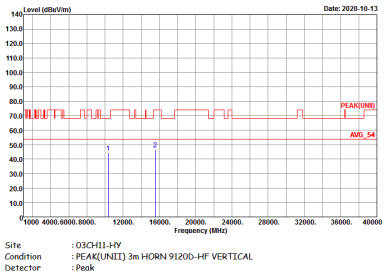

Band 1 5150~5250MHz

WIFI 802.11ac VHT40 (Harmonic @ 3m)

WIFI	Band 1 5150~5250MHz Harmonic @ 3m	
ANT	802.11ac VHT40 CH38 5190MHz	
0	Horizontal	Vertical
Peak Avg.	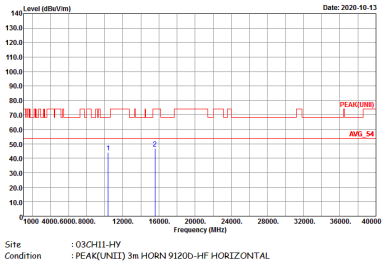 	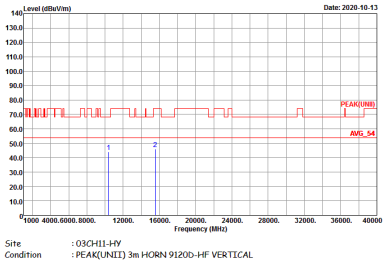

Band 1 5150~5250MHz

WIFI 802.11ac VHT80 (Harmonic @ 3m)

WIFI	Band 1 5150~5250MHz Harmonic @ 3m	
ANT	802.11ac VHT80 CH42 5210MHz	
0	Horizontal	Vertical
Peak Avg.	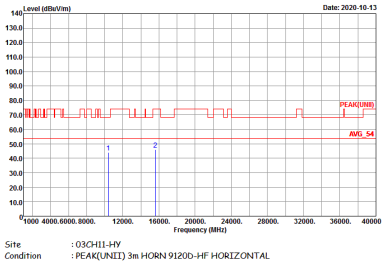	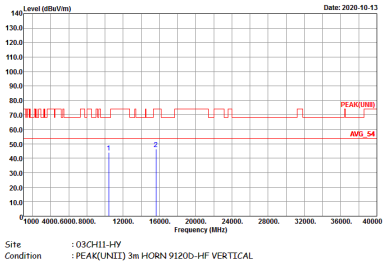

Band 2 - 5250~5350MHz

WIFI 802.11a (Band Edge @ 3m)

WIFI	Band 2 5250~5350MHz Band Edge @ 3m	
ANT	802.11a CH64 5320MHz	
0	Horizontal	Fundamental
Peak	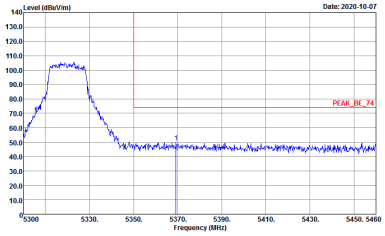	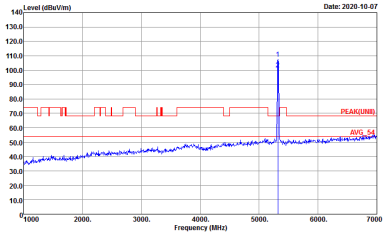
Avg.	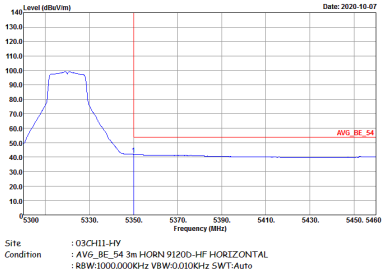	Left blank

WIFI	Band 2 5250~5350MHz Band Edge @ 3m	
ANT	802.11a CH64 5320MHz	
0	Vertical	Fundamental
Peak	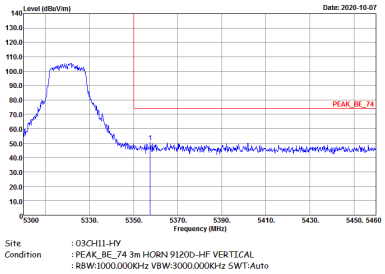	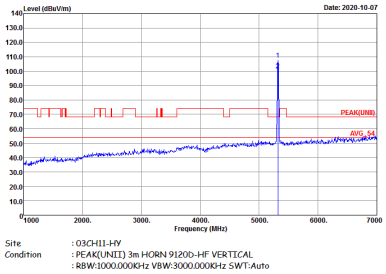
Avg.	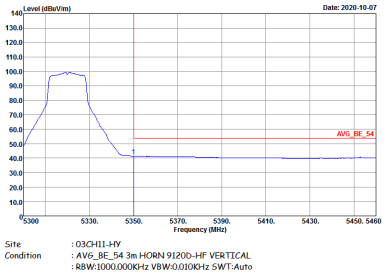	Left blank

Band 2 5250~5350MHz
WIFI 802.11ac VHT40 (Band Edge @ 3m)

WIFI	Band 2 5250~5350MHz Band Edge @ 3m	
ANT	802.11ac VHT40 CH62 5310 - L	
0	Horizontal	Fundamental
Peak	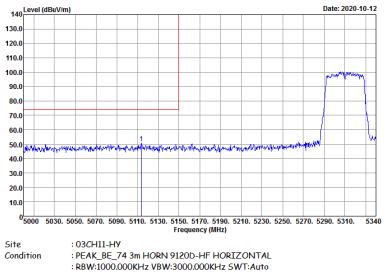	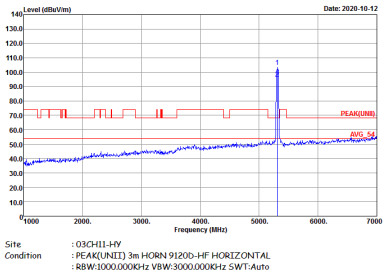
Avg.	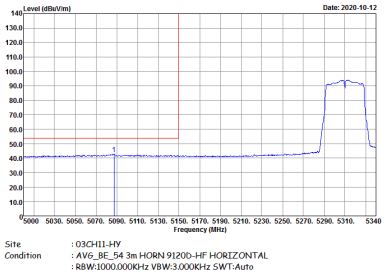	Left blank

WIFI	Band 2 5250~5350MHz Band Edge @ 3m	
ANT	802.11ac VHT40 CH62 5310 - R	
0	Horizontal	Fundamental
Peak	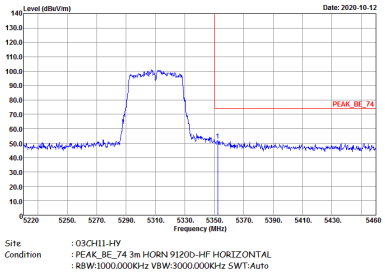	Left blank
Avg.	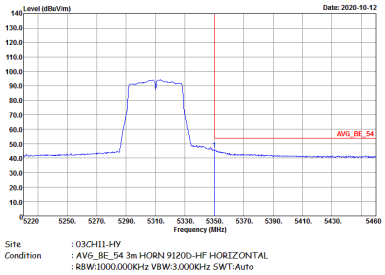	Left blank

WIFI	Band 2 5250~5350MHz Band Edge @ 3m	
ANT	802.11ac VHT40 CH62 5310 - L	
0	Vertical	Fundamental
Peak	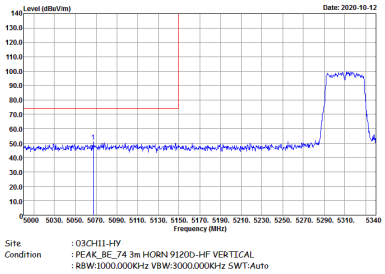	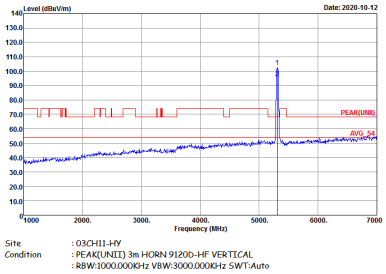
Avg.	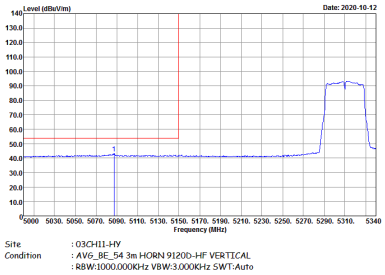	Left blank

WIFI	Band 2 5250~5350MHz Band Edge @ 3m	
ANT	802.11ac VHT40 CH62 5310 - R	
0	Vertical	Fundamental
Peak	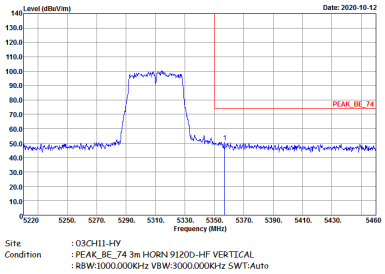	Left blank
Avg.	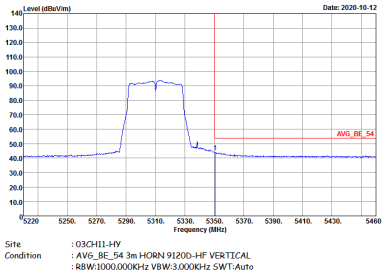	Left blank

Band 2 5250~5350MHz

WIFI 802.11ac VHT80 (Band Edge @ 3m)

WIFI	Band 2 5250~5350MHz Band Edge @ 3m	
ANT	802.11ac VHT80 CH58 5290MHz - L	
0	Horizontal	Fundamental
Peak	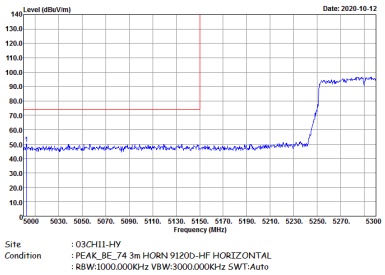	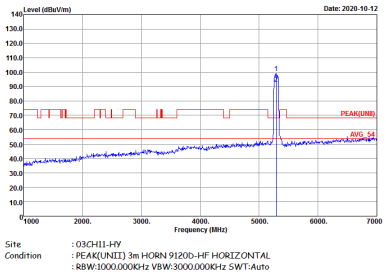
Avg.	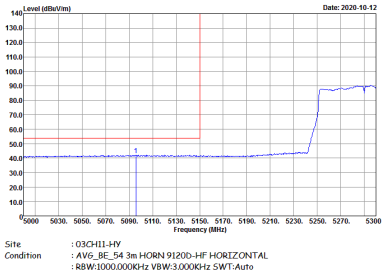	Left blank

WIFI	Band 2 5250~5350MHz Band Edge @ 3m	
ANT	802.11ac VHT80 CH58 5290MHz - R	
0	Horizontal	Fundamental
Peak	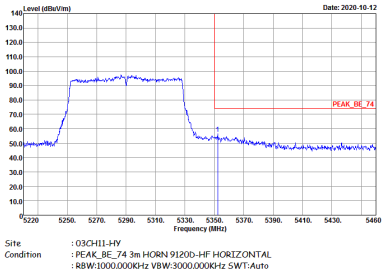	Left blank
Avg.	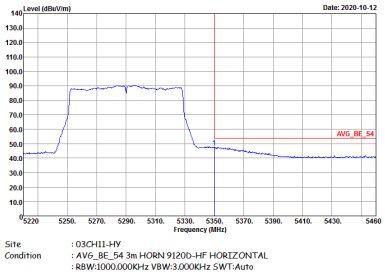	Left blank

WIFI	Band 2 5250~5350MHz Band Edge @ 3m	
ANT	802.11ac VHT80 CH58 5290MHz - L	
0	Vertical	Fundamental
Peak	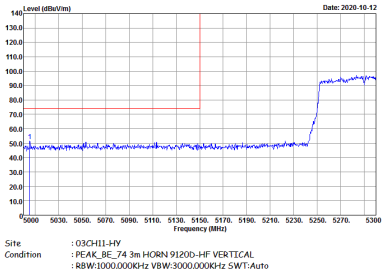	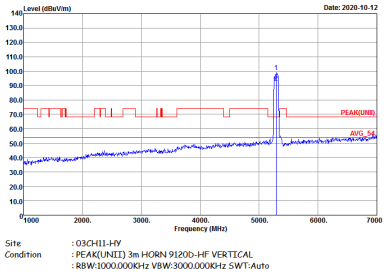
Avg.	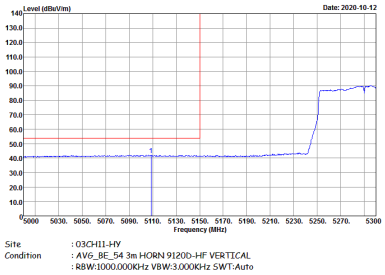	Left blank

WIFI	Band 2 5250~5350MHz Band Edge @ 3m	
ANT	802.11ac VHT80 CH58 5290MHz - R	
0	Vertical	Fundamental
Peak	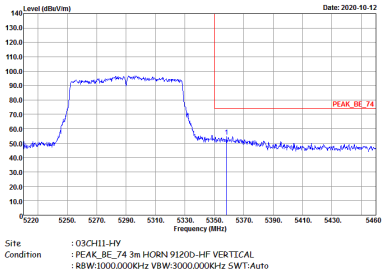	Left blank
Avg.	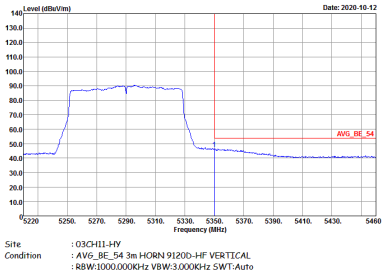	Left blank

Band 2 - 5250~5350MHz

WIFI 802.11a (Harmonic @ 3m)

WIFI	Band 2 5250~5350MHz Harmonic @ 3m	
ANT	802.11a CH64 5320MHz	
0	Horizontal	Vertical
Peak Avg.	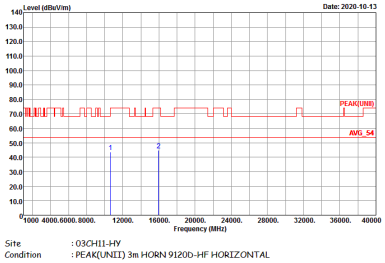	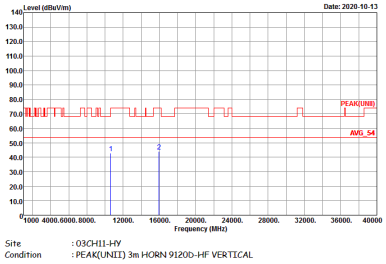

Band 2 5250~5350MHz

WIFI 802.11ac VHT40 (Harmonic @ 3m)

WIFI	Band 2 5250~5350MHz Harmonic @ 3m	
ANT	802.11ac VHT40 CH62 5310	
0	Horizontal	Vertical
Peak Avg.	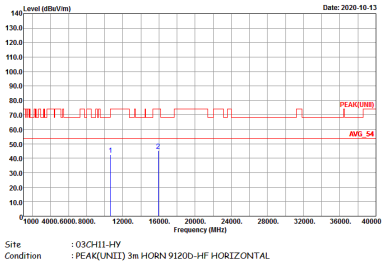	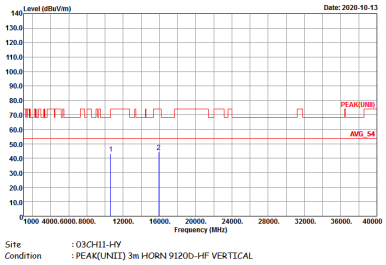

Band 2 5250~5350MHz

WIFI 802.11ac VHT80 (Harmonic @ 3m)

WIFI	Band 2 5250~5350MHz Harmonic @ 3m	
ANT	802.11ac VHT80 CH58 5290MHz	
0	Horizontal	Vertical
Peak Avg.	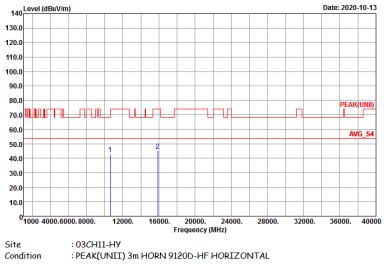	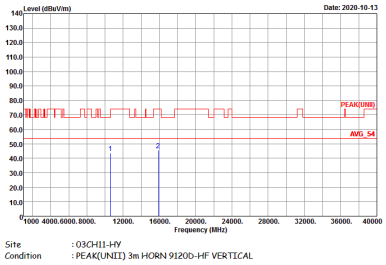

Band 3 - 5470~5725MHz

WIFI 802.11a (Band Edge @ 3m)

WIFI	Band 3 5470~5725MHz Band Edge @ 3m	
ANT	802.11a CH100 5500MHz	
0	Horizontal	Fundamental
Peak	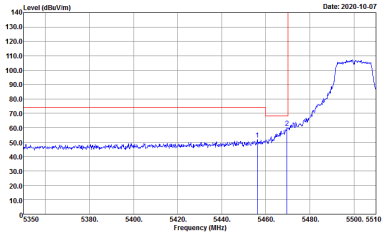	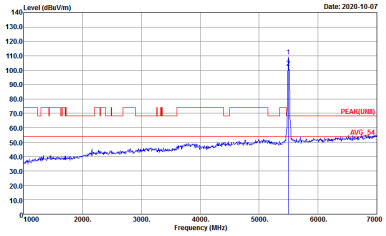
Avg.	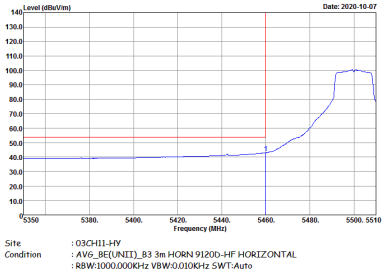	Left blank

WIFI	Band 3 5470~5725MHz Band Edge @ 3m	
ANT	802.11a CH100 5500MHz	
0	Vertical	Fundamental
Peak	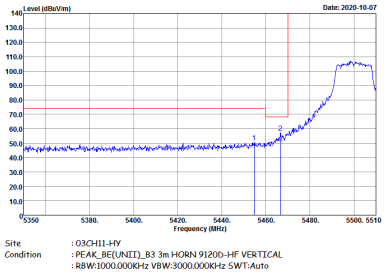	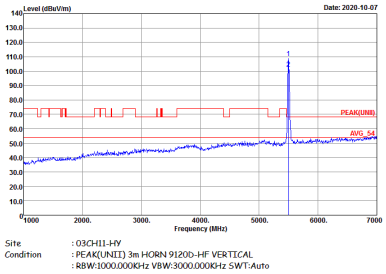
Avg.	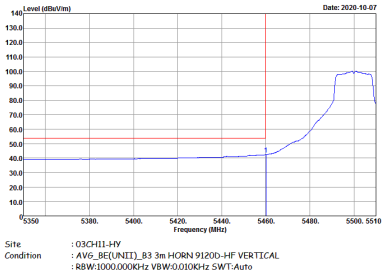	Left blank

Band 3 5470~5725MHz
WIFI 802.11ac VHT40 (Band Edge @ 3m)

WIFI	Band 3 5470~5725MHz Band Edge @ 3m	
ANT	802.11ac VHT40 CH102 5510MHz - L	
0	Horizontal	Fundamental
Peak	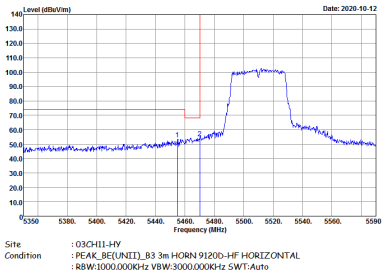	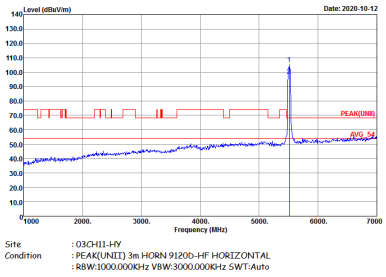
Avg.	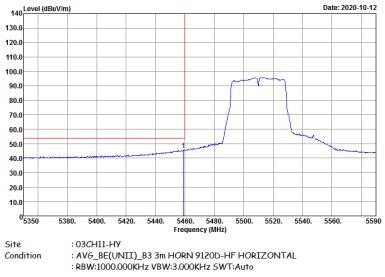	Left blank

WIFI	Band 3 5470~5725MHz Band Edge @ 3m	
ANT	802.11ac VHT40 CH102 5510MHz - R	
0	Horizontal	Fundamental
Peak	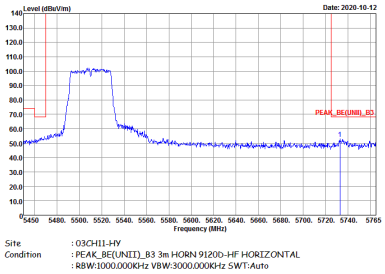	Left blank

WIFI	Band 3 5470~5725MHz Band Edge @ 3m	
ANT	802.11ac VHT40 CH102 5510MHz - L	
0	Vertical	Fundamental
Peak	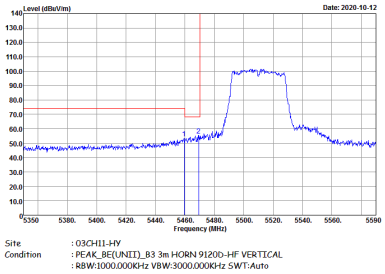	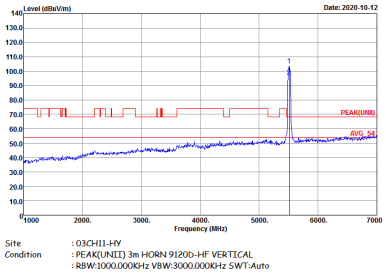
Avg.	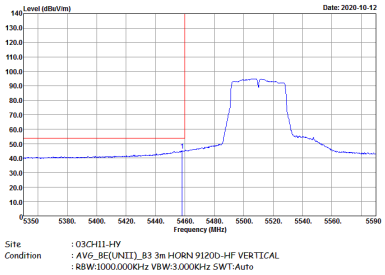	Left blank

WIFI	Band 3 5470~5725MHz Band Edge @ 3m	
ANT	802.11ac VHT40 CH102 5510MHz - R	
0	Vertical	Fundamental
Peak	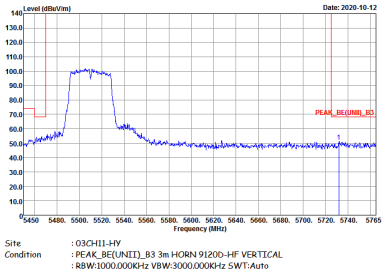	Left blank

Band 3 5470~5725MHz
WIFI 802.11ac VHT80 (Band Edge @ 3m)

WIFI	Band 3 5470~5725MHz Band Edge @ 3m	
ANT	802.11ac VHT80 CH106 5530MHz - L	
0	Horizontal	Fundamental
Peak	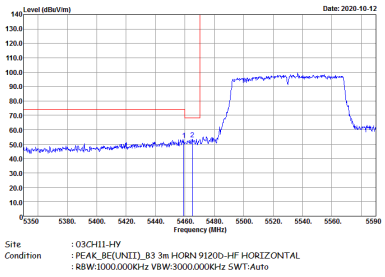	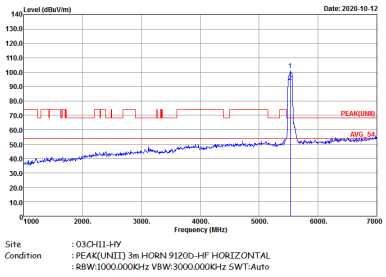
Avg.	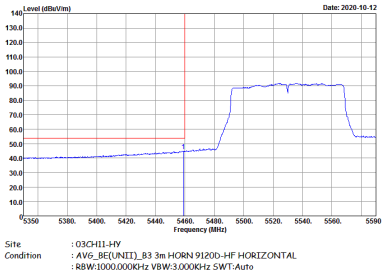	Left blank

WIFI	Band 3 5470~5725MHz Band Edge @ 3m	
ANT	802.11ac VHT80 CH106 5530MHz - R	
0	Horizontal	Fundamental
Peak	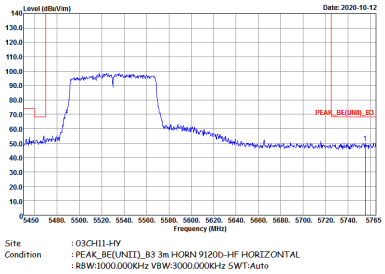	Left blank

WIFI	Band 3 5470~5725MHz Band Edge @ 3m	
ANT	802.11ac VHT80 CH106 5530MHz - L	
0	Vertical	Fundamental
Peak	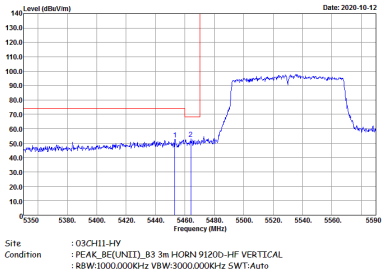	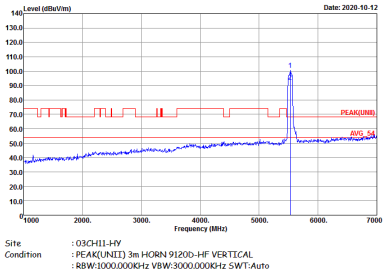
Avg.	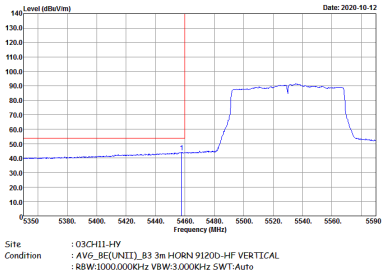	Left blank

WIFI	Band 3 5470~5725MHz Band Edge @ 3m	
ANT	802.11ac VHT80 CH106 5530MHz - R	
0	Vertical	Fundamental
Peak	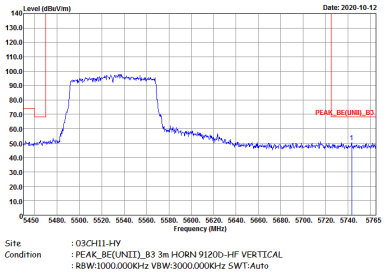	Left blank

Band 3 - 5470~5725MHz

WIFI 802.11a (Harmonic @ 3m)

WIFI	Band 3 5470~5725MHz Harmonic @ 3m	
ANT	802.11a CH100 5500MHz	
0	Horizontal	Vertical
Peak Avg.	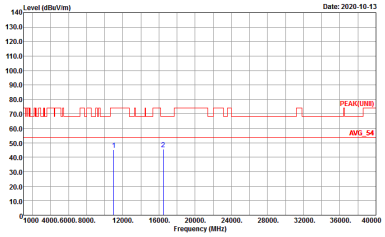 Site : 03CH11-HY Condition : PEAK(UNII) 3m HORN 9120D-HF HORIZONTAL	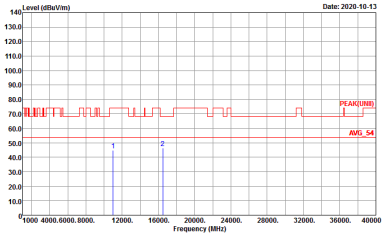 Site : 03CH11-HY Condition : PEAK(UNII) 3m HORN 9120D-HF VERTICAL

Band 3 5470~5725MHz

WIFI 802.11ac VHT40 (Harmonic @ 3m)

WIFI	Band 3 5470~5725MHz Harmonic @ 3m	
ANT	802.11ac VHT40 CH102 5510MHz	
0	Horizontal	Vertical
Peak Avg.	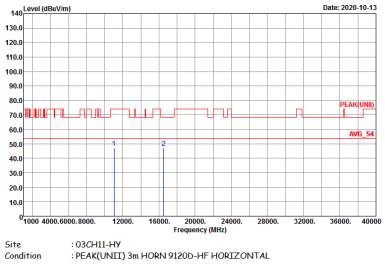	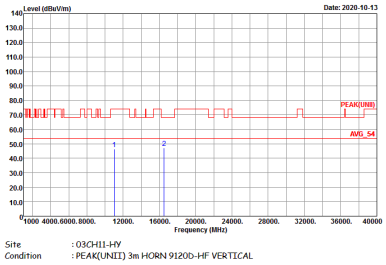

Band 3 5470~5725MHz

WIFI 802.11ac VHT80 (Harmonic @ 3m)

WIFI	Band 3 5470~5725MHz Harmonic @ 3m	
ANT	802.11ac VHT80 CH106 5530MHz	
0	Horizontal	Vertical
Peak Avg.	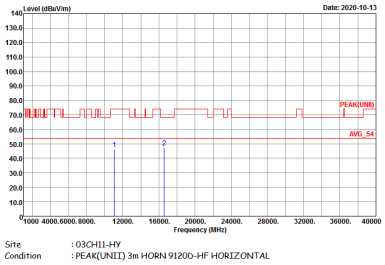	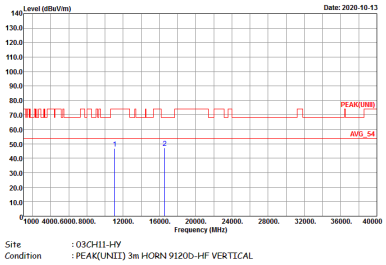

Band 3 - Straddle Channel

WIFI 802.11ac VHT40 (Band Edge @ 3m)

WIFI	Band 3 Straddle Channel Band Edge @ 3m	
ANT	802.11ac VHT40 CH142 5710MHz - L	
0	Horizontal	Fundamental
Peak	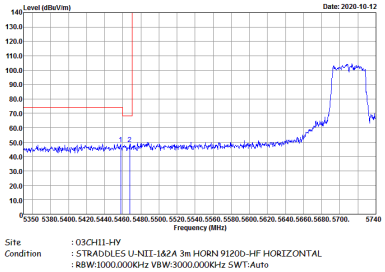	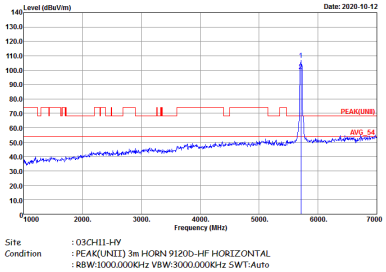
Avg.	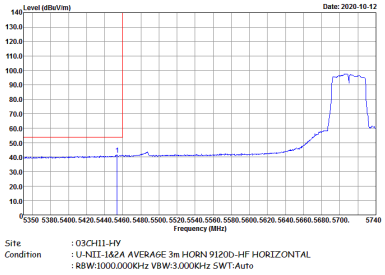	Left blank

WIFI	Band 3 Straddle Channel Band Edge @ 3m	
ANT	802.11ac VHT40 CH142 5710MHz - R	
0	Horizontal	Fundamental
Peak	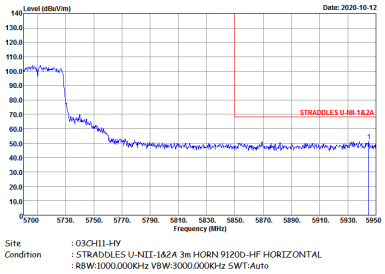	Left blank
Avg.	Left blank	Left blank

WIFI	Band 3 Straddle Channel Band Edge @ 3m	
ANT	802.11ac VHT40 CH142 5710MHz - L	
0	Vertical	Fundamental
Peak	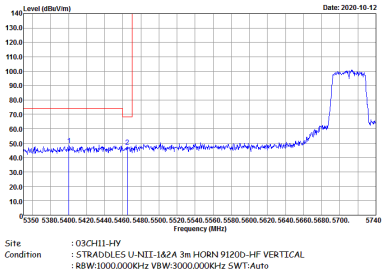	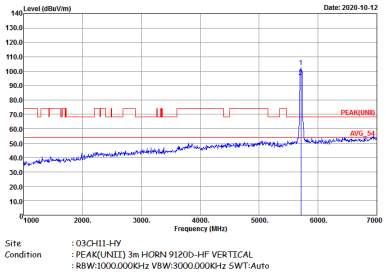
Avg.	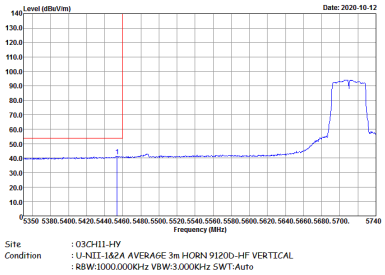	Left blank

WIFI	Band 3 Straddle Channel Band Edge @ 3m	
ANT	802.11ac VHT40 CH142 5710MHz - R	
0	Vertical	Fundamental
Peak	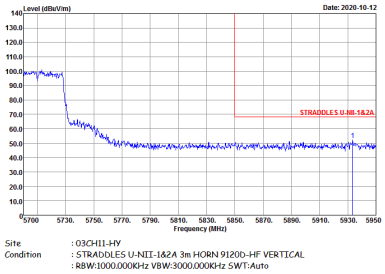	Left blank
Avg.	Left blank	Left blank

Band 3 - Straddle Channel

WIFI 802.11ac VHT40 (Harmonic @ 3m)

WIFI	Band 3 Straddle Channel Harmonic @ 3m	
ANT	802.11ac VHT40 CH142 5710MHz	
0	Horizontal	Vertical
Peak Avg.	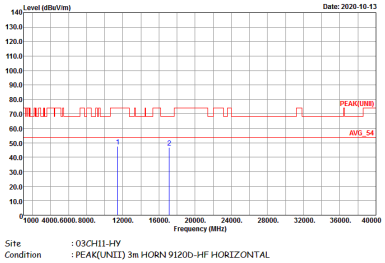	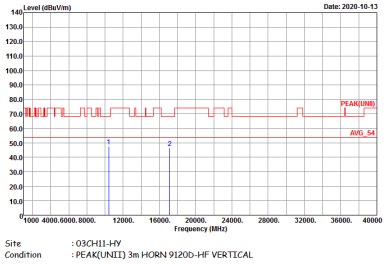

Band 1 - 5150~5250MHz

WIFI 802.11ac VHT20 (Band Edge @ 3m)

WIFI	Band 1 5150~5250MHz Band Edge @ 3m	
ANT	802.11ac VHT20 CH36 5180MHz	
1	Horizontal	Fundamental
Peak	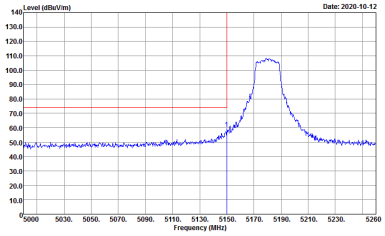	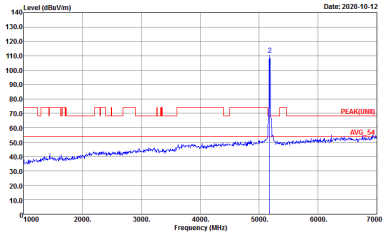
Avg.	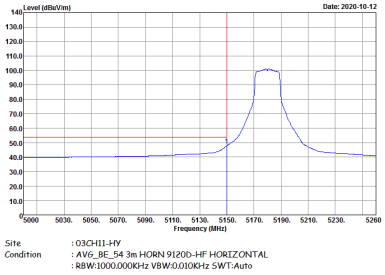	Left blank

WIFI	Band 1 5150~5250MHz Band Edge @ 3m	
ANT	802.11ac VHT20 CH36 5180MHz	
1	Vertical	Fundamental
Peak	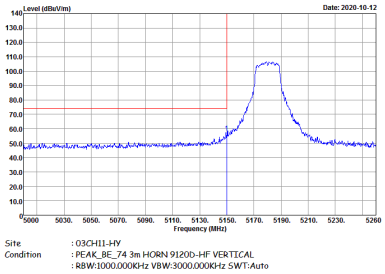	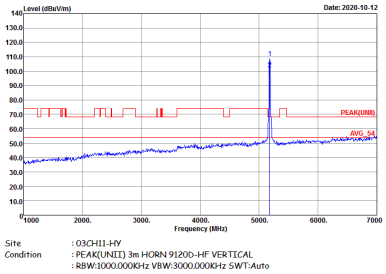
Avg.	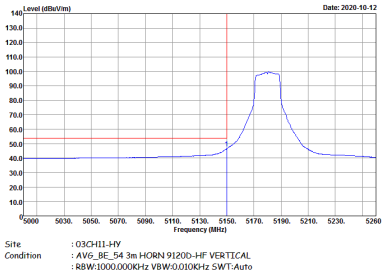	Left blank

Band 1 5150~5250MHz
WIFI 802.11ac VHT40 (Band Edge @ 3m)

WIFI	Band 1 5150~5250MHz Band Edge @ 3m	
ANT	802.11ac VHT40 CH38 5190MHz - L	
1	Horizontal	Fundamental
Peak	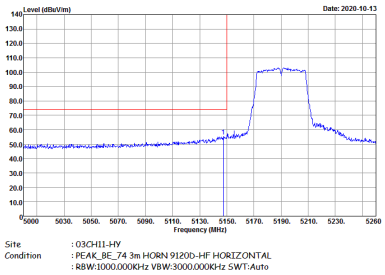	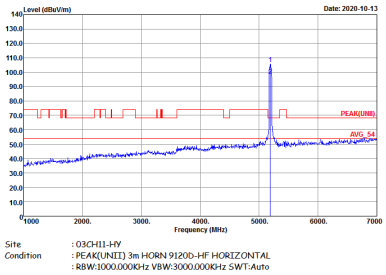
Avg.	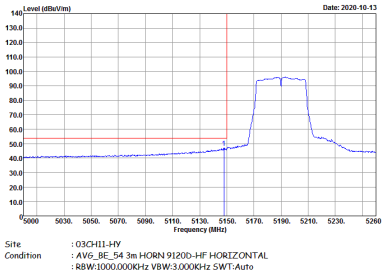	Left blank

WIFI	Band 1 5150~5250MHz Band Edge @ 3m	
ANT	802.11ac VHT40 CH38 5190MHz - R	
1	Horizontal	Fundamental
Peak	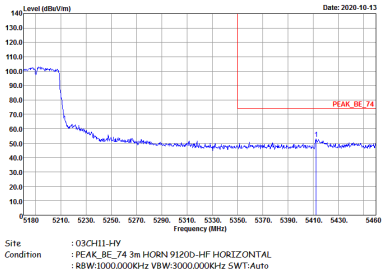	Left blank
Avg.	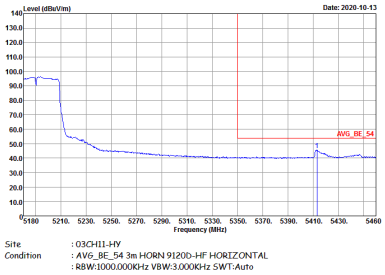	Left blank

WIFI	Band 1 5150~5250MHz Band Edge @ 3m	
ANT	802.11ac VHT40 CH38 5190MHz - L	
1	Vertical	Fundamental
Peak	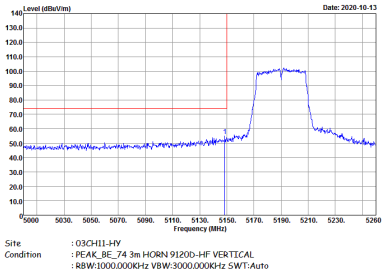	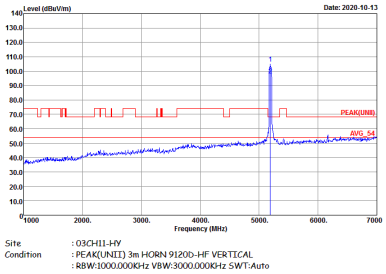
Avg.	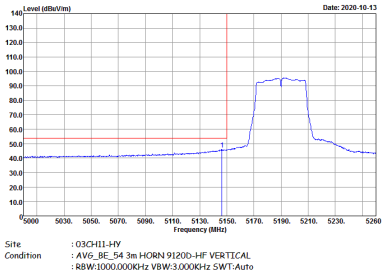	Left blank

WIFI	Band 1 5150~5250MHz Band Edge @ 3m	
ANT	802.11ac VHT40 CH38 5190MHz - R	
1	Vertical	Fundamental
Peak	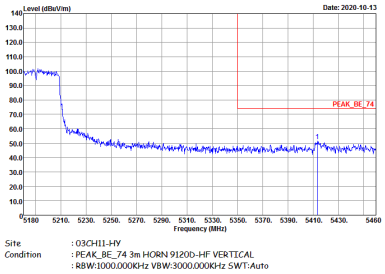	Left blank
Avg.	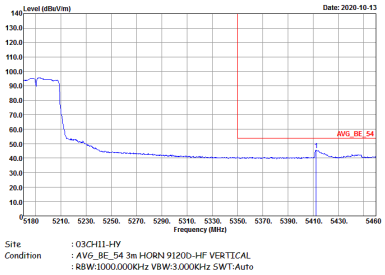	Left blank

WIFI	Band 1 5150~5250MHz Band Edge @ 3m	
ANT	802.11ac VHT40 CH46 5230MHz - L	
1	Horizontal	Fundamental
Peak	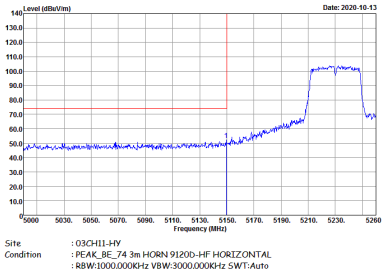	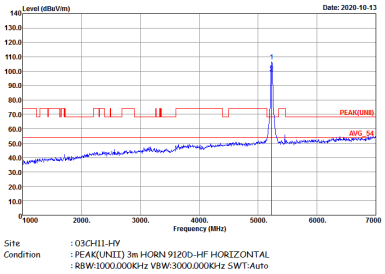
Avg.	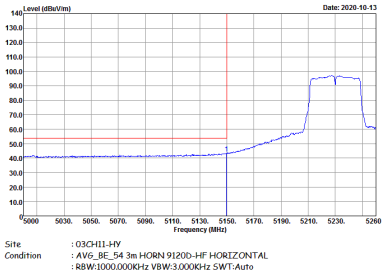	Left blank

WIFI	Band 1 5150~5250MHz Band Edge @ 3m	
ANT	802.11ac VHT40 CH46 5230MHz - R	
1	Horizontal	Fundamental
Peak	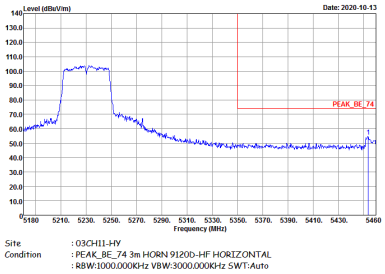	Left blank
Avg.	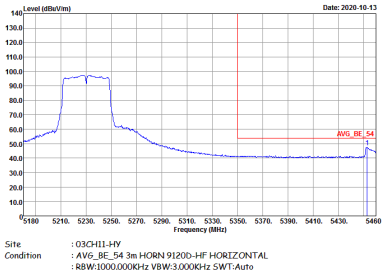	Left blank

WIFI	Band 1 5150~5250MHz Band Edge @ 3m	
ANT	802.11ac VHT40 CH46 5230MHz - L	
1	Vertical	Fundamental
Peak	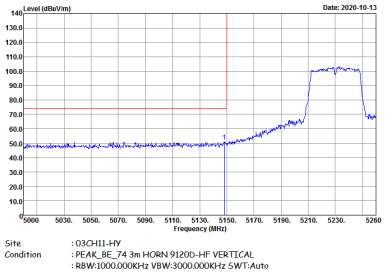	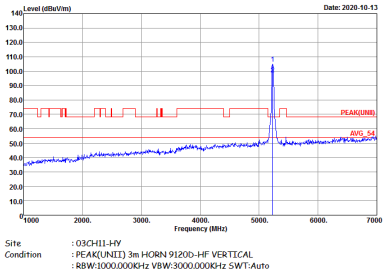
Avg.	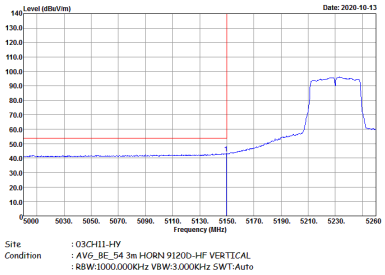	Left blank

WIFI	Band 1 5150~5250MHz Band Edge @ 3m	
ANT	802.11ac VHT40 CH46 5230MHz - R	
1	Vertical	Fundamental
Peak	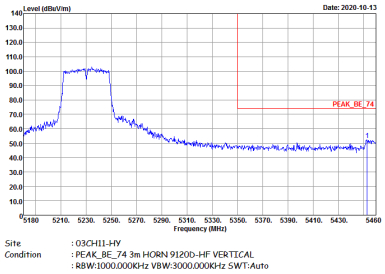	Left blank
Avg.	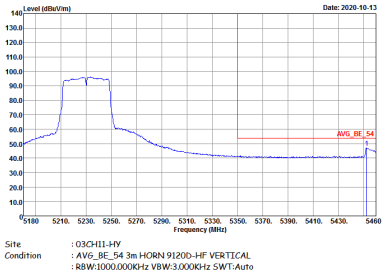	Left blank

Band 1 5150~5250MHz
WIFI 802.11ac VHT80 (Band Edge @ 3m)

WIFI	Band 1 5150~5250MHz Band Edge @ 3m	
ANT	802.11ac VHT80 CH42 5210MHz - L	
1	Horizontal	Fundamental
Peak	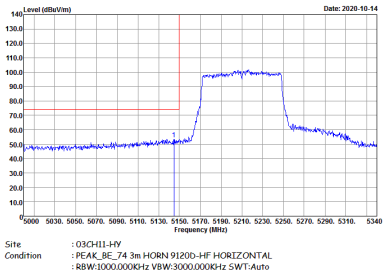	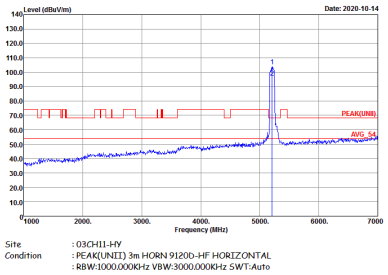
Avg.	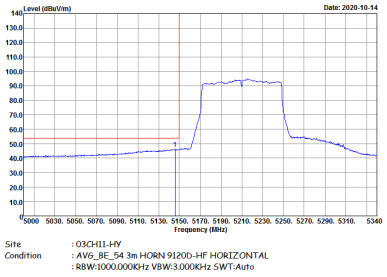	Left blank

WIFI	Band 1 5150~5250MHz Band Edge @ 3m	
ANT	802.11ac VHT80 CH42 5210MHz - R	
1	Horizontal	Fundamental
Peak	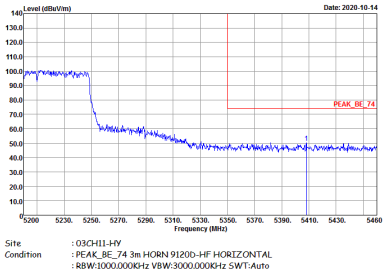	Left blank
Avg.	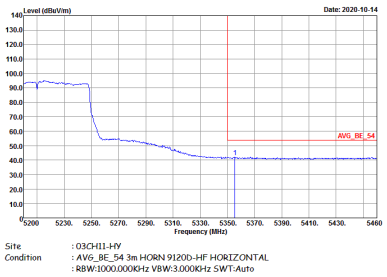	Left blank

WIFI	Band 1 5150~5250MHz Band Edge @ 3m	
ANT	802.11ac VHT80 CH42 5210MHz - L	
1	Vertical	Fundamental
Peak	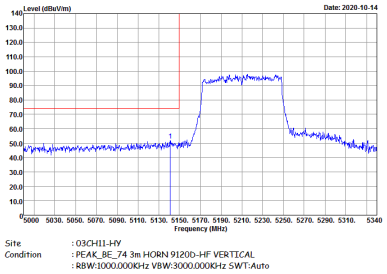	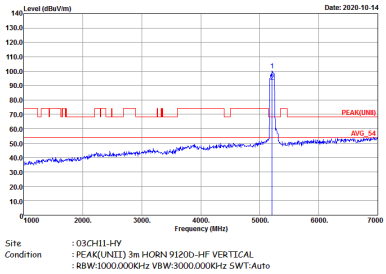
Avg.	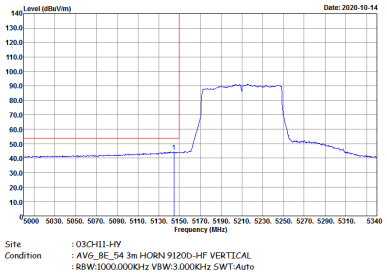	Left blank

WIFI	Band 1 5150~5250MHz Band Edge @ 3m	
ANT	802.11ac VHT80 CH42 5210MHz - R	
1	Vertical	Fundamental
Peak	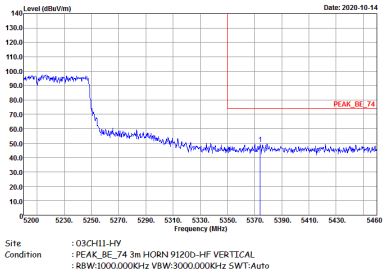	Left blank
Avg.	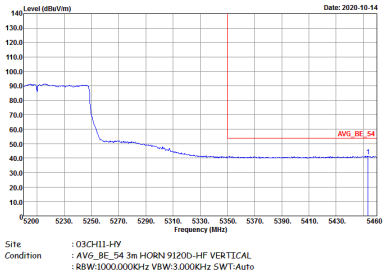	Left blank

Band 1 - 5150~5250MHz

WIFI 802.11ac VHT20 (Harmonic @ 3m)

WIFI	Band 1 5150~5250MHz Harmonic @ 3m	
ANT	802.11ac VHT20 CH36 5180MHz	
1	Horizontal	Vertical
Peak Avg.	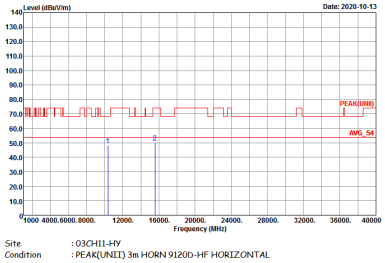	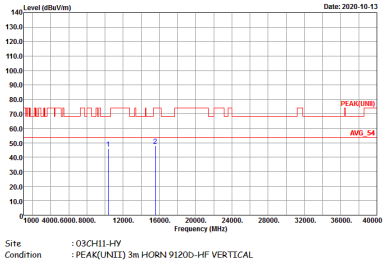

Band 1 5150~5250MHz

WIFI 802.11ac VHT40 (Harmonic @ 3m)

WIFI	Band 1 5150~5250MHz Harmonic @ 3m	
ANT	802.11ac VHT40 CH38 5190MHz	
1	Horizontal	Vertical
Peak Avg.	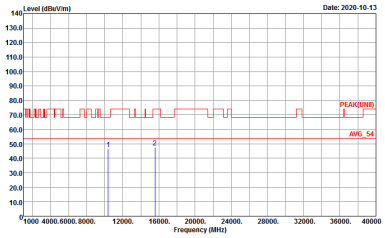 Site : 03CH11-HY Condition : PEAK(UNII) 3m HORN 9120D-HF HORIZONTAL	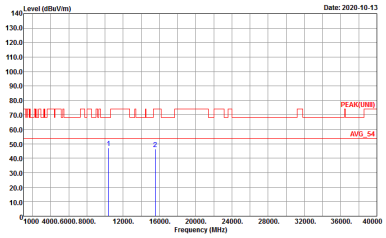 Site : 03CH11-HY Condition : PEAK(UNII) 3m HORN 9120D-HF VERTICAL

WIFI	Band 1 5150~5250MHz Harmonic @ 3m	
ANT	802.11ac VHT40 CH46 5230MHz	
1	Horizontal	Vertical
Peak Avg.	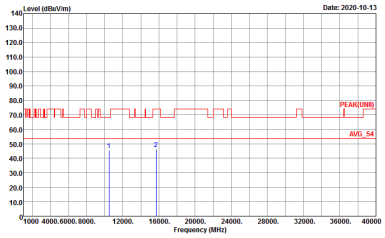	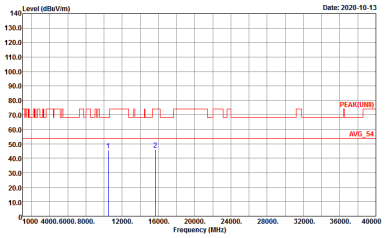

Band 1 5150~5250MHz

WIFI 802.11ac VHT80 (Harmonic @ 3m)

WIFI	Band 1 5150~5250MHz Harmonic @ 3m	
ANT	802.11ac VHT80 CH42 5210MHz	
1	Horizontal	Vertical
Peak Avg.	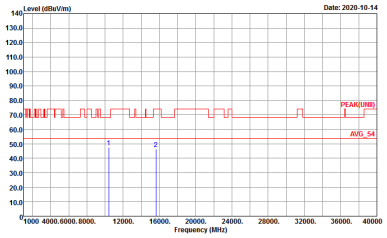 Site : 03CH11-HY Condition : PEAK(UNII) 3m HORN 9120D-HF HORIZONTAL	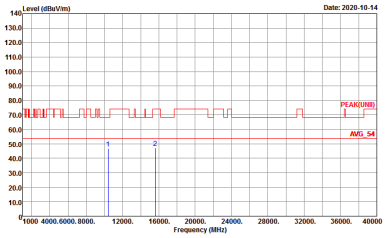 Site : 03CH11-HY Condition : PEAK(UNII) 3m HORN 9120D-HF VERTICAL

Band 2 - 5250~5350MHz

WIFI 802.11ac VHT20 (Band Edge @ 3m)

WIFI	Band 2 5250~5350MHz Band Edge @ 3m	
ANT	802.11ac VHT20 CH64 5320MHz	
1	Horizontal	Fundamental
Peak	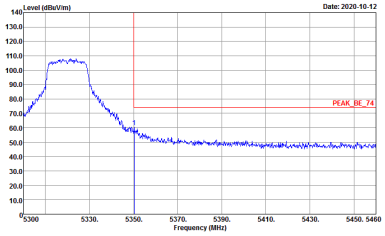	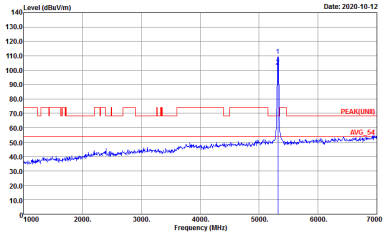
Avg.	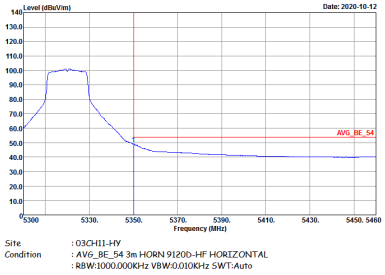	Left blank

WIFI	Band 2 5250~5350MHz Band Edge @ 3m	
ANT	802.11ac VHT20 CH64 5320MHz	
1	Vertical	Fundamental
Peak	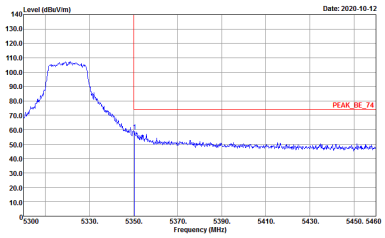	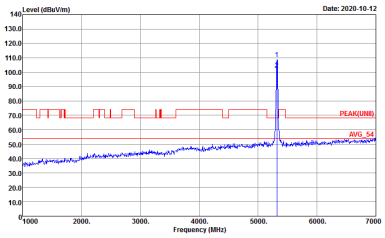
Avg.	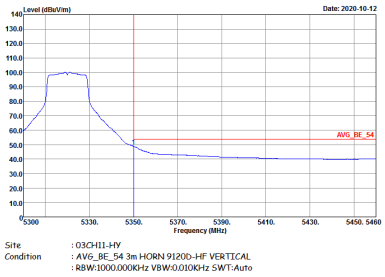	Left blank

Band 2 5250~5350MHz

WIFI 802.11ac VHT40 (Band Edge @ 3m)

WIFI	Band 2 5250~5350MHz Band Edge @ 3m	
ANT	802.11ac VHT40 CH62 5310 - L	
1	Horizontal	Fundamental
Peak	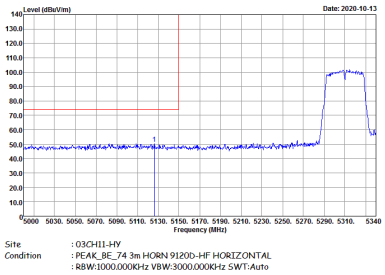	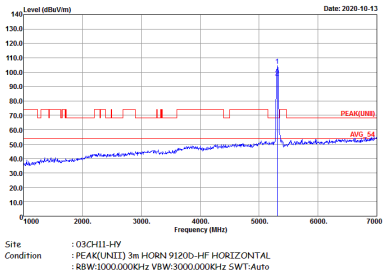
Avg.	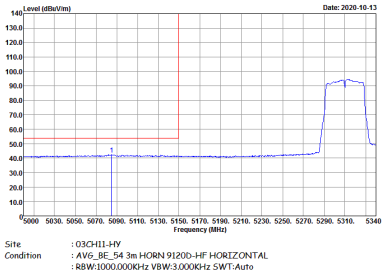	Left blank

WIFI	Band 2 5250~5350MHz Band Edge @ 3m	
ANT	802.11ac VHT40 CH62 5310 - R	
1	Horizontal	Fundamental
Peak	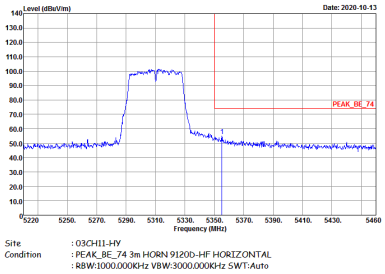	Left blank
Avg.	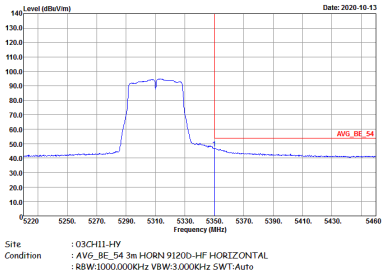	Left blank

WIFI	Band 2 5250~5350MHz Band Edge @ 3m	
ANT	802.11ac VHT40 CH62 5310 - L	
1	Vertical	Fundamental
Peak	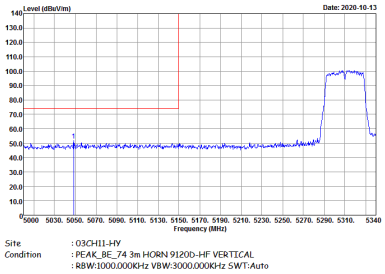	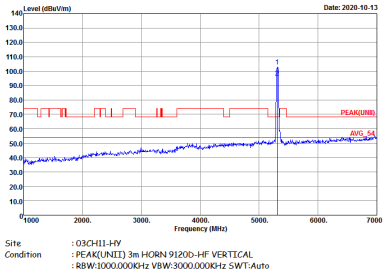
Avg.	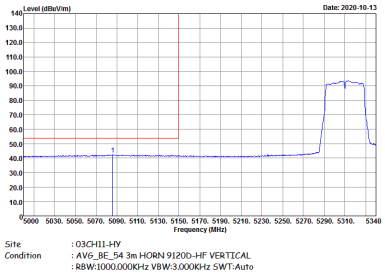	Left blank

WIFI	Band 2 5250~5350MHz Band Edge @ 3m	
ANT	802.11ac VHT40 CH62 5310 - R	
1	Vertical	Fundamental
Peak	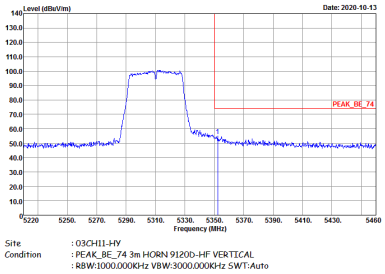	Left blank
Avg.	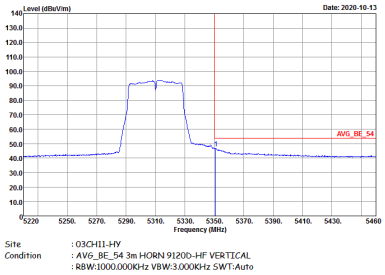	Left blank

Band 2 5250~5350MHz

WIFI 802.11ac VHT80 (Band Edge @ 3m)

WIFI	Band 2 5250~5350MHz Band Edge @ 3m	
ANT	802.11ac VHT80 CH58 5290MHz - L	
1	Horizontal	Fundamental
Peak	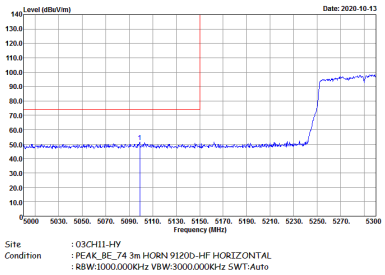	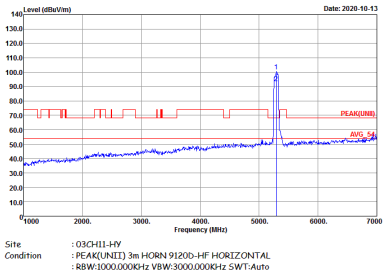
Avg.	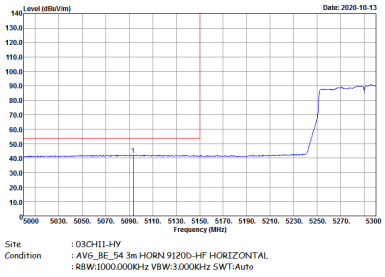	Left blank

WIFI	Band 2 5250~5350MHz Band Edge @ 3m	
ANT	802.11ac VHT80 CH58 5290MHz - R	
1	Horizontal	Fundamental
Peak	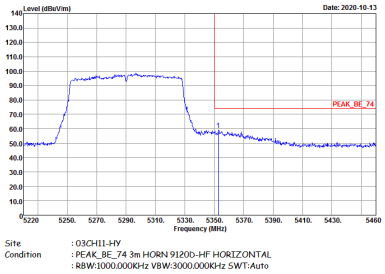	Left blank
Avg.	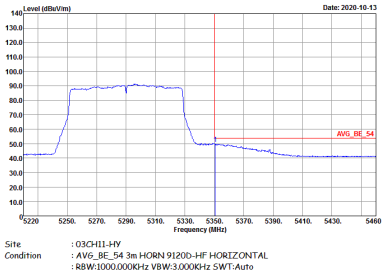	Left blank

WIFI	Band 2 5250~5350MHz Band Edge @ 3m	
ANT	802.11ac VHT80 CH58 5290MHz - L	
1	Vertical	Fundamental
Peak	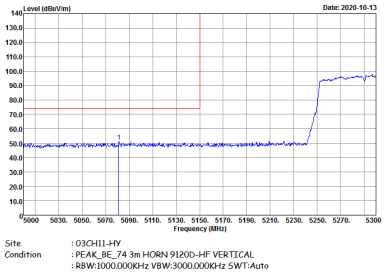	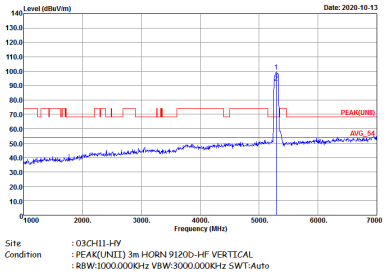
Avg.	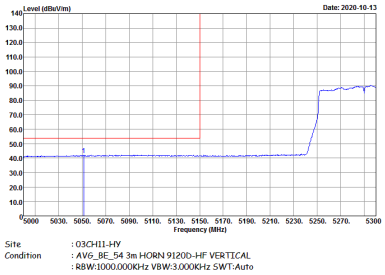	Left blank

WIFI	Band 2 5250~5350MHz Band Edge @ 3m	
ANT	802.11ac VHT80 CH58 5290MHz - R	
1	Vertical	Fundamental
Peak	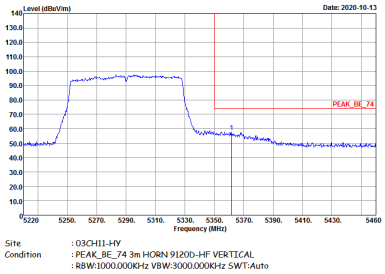	Left blank
Avg.	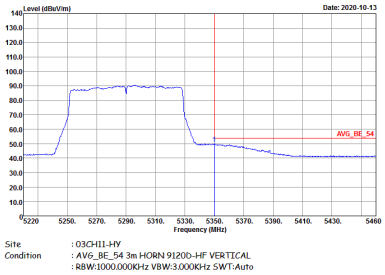	Left blank

Band 2 - 5250~5350MHz

WIFI 802.11ac VHT20 (Harmonic @ 3m)

WIFI	Band 2 5250~5350MHz Harmonic @ 3m	
ANT	802.11ac VHT20 CH64 5320MHz	
1	Horizontal	Vertical
Peak Avg.	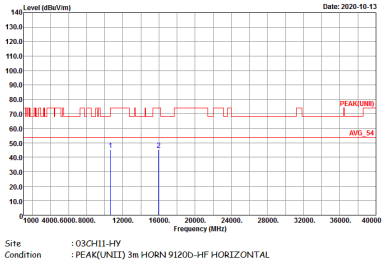	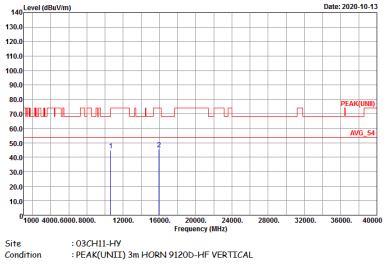

Band 2 5250~5350MHz

WIFI 802.11ac VHT40 (Harmonic @ 3m)

WIFI	Band 2 5250~5350MHz Harmonic @ 3m	
ANT	802.11ac VHT40 CH62 5310	
1	Horizontal	Vertical
Peak Avg.	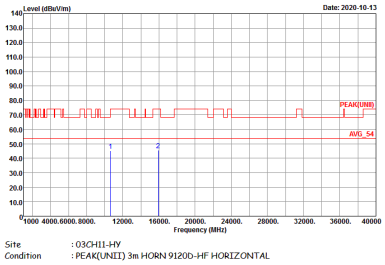	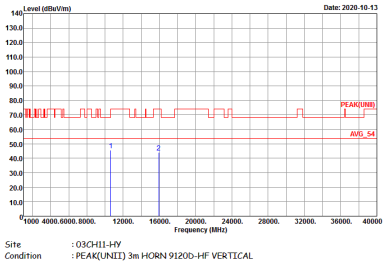

Band 2 5250~5350MHz

WIFI 802.11ac VHT80 (Harmonic @ 3m)

WIFI	Band 2 5250~5350MHz Harmonic @ 3m	
ANT	802.11ac VHT80 CH58 5290MHz	
1	Horizontal	Vertical
Peak Avg.	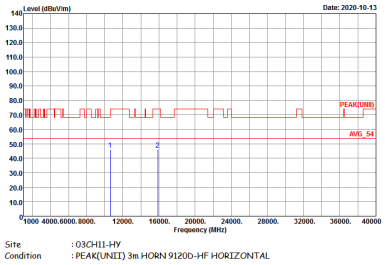	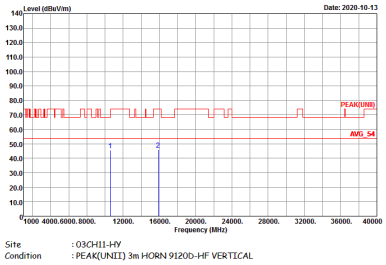

Band 3 - 5470~5725MHz

WIFI 802.11a (Band Edge @ 3m)

WIFI	Band 3 5470~5725MHz Band Edge @ 3m	
ANT	802.11a CH100 5500MHz	
1	Horizontal	Fundamental
Peak	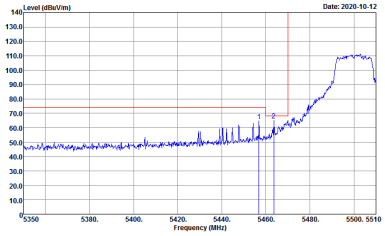	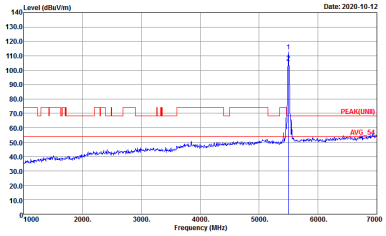
Avg.	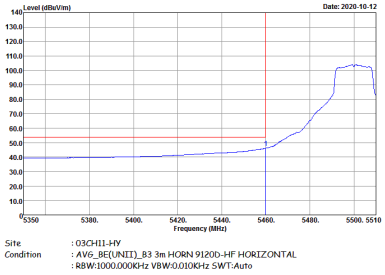	Left blank

WIFI	Band 3 5470~5725MHz Band Edge @ 3m	
ANT	802.11a CH100 5500MHz	
1	Vertical	Fundamental
Peak	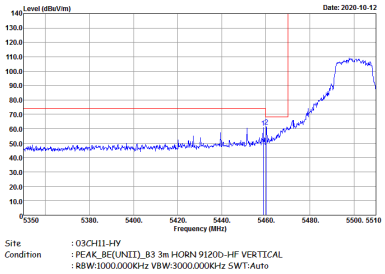	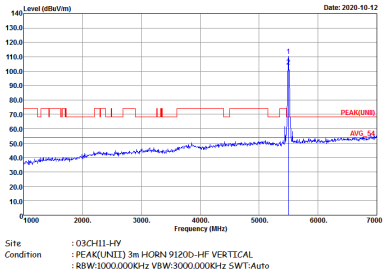
Avg.	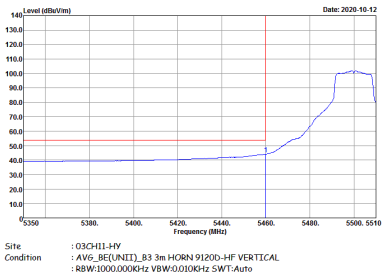	Left blank

Band 3 5470~5725MHz
WIFI 802.11ac VHT40 (Band Edge @ 3m)

WIFI	Band 3 5470~5725MHz Band Edge @ 3m	
ANT	802.11ac VHT40 CH102 5510MHz - L	
1	Horizontal	Fundamental
Peak	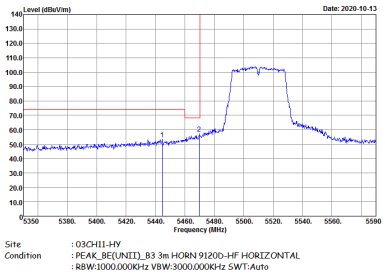	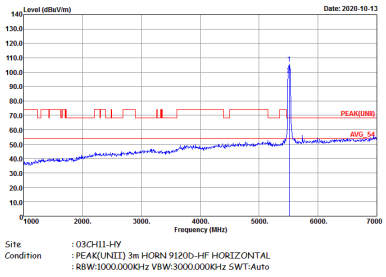
Avg.	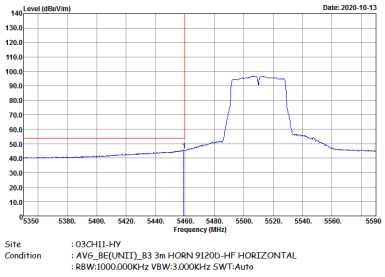	Left blank

WIFI	Band 3 5470~5725MHz Band Edge @ 3m	
ANT	802.11ac VHT40 CH102 5510MHz - R	
1	Horizontal	Fundamental
Peak	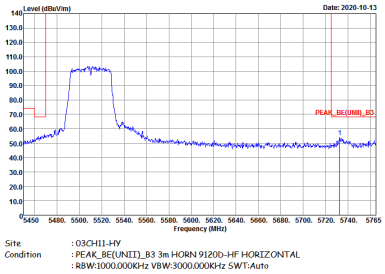	Left blank

WIFI	Band 3 5470~5725MHz Band Edge @ 3m	
ANT	802.11ac VHT40 CH102 5510MHz - L	
1	Vertical	Fundamental
Peak	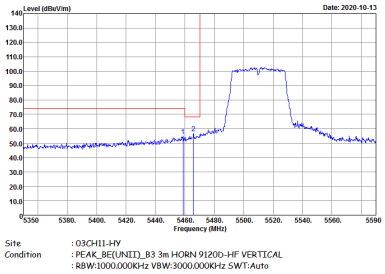	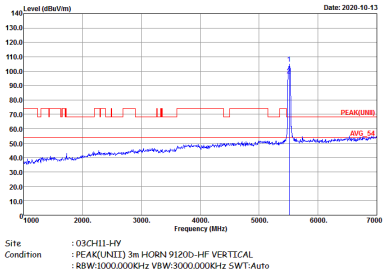
Avg.	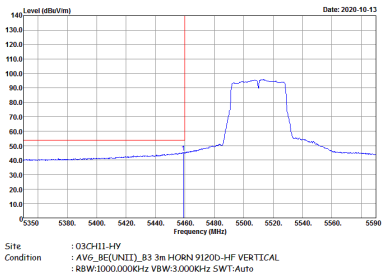	Left blank

WIFI	Band 3 5470~5725MHz Band Edge @ 3m	
ANT	802.11ac VHT40 CH102 5510MHz - R	
1	Vertical	Fundamental
Peak	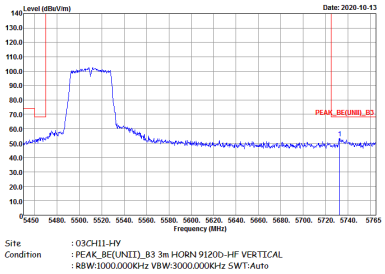	Left blank

Band 3 5470~5725MHz
WIFI 802.11ac VHT80 (Band Edge @ 3m)

WIFI	Band 3 5470~5725MHz Band Edge @ 3m	
ANT	802.11ac VHT80 CH106 5530MHz - L	
1	Horizontal	Fundamental
Peak	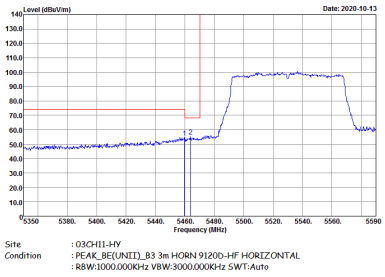	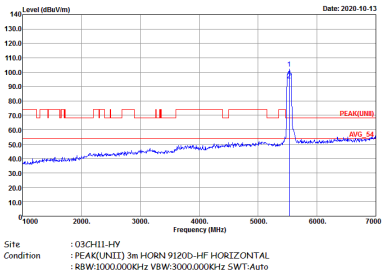
Avg.	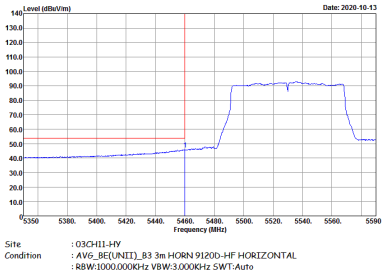	Left blank

WIFI	Band 3 5470~5725MHz Band Edge @ 3m	
ANT	802.11ac VHT80 CH106 5530MHz - R	
1	Horizontal	Fundamental
Peak	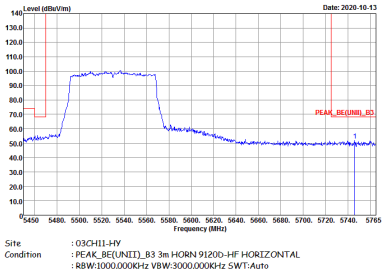	Left blank

WIFI	Band 3 5470~5725MHz Band Edge @ 3m	
ANT	802.11ac VHT80 CH106 5530MHz - L	
1	Vertical	Fundamental
Peak	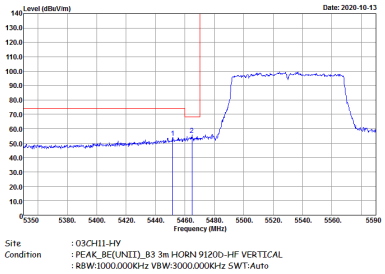	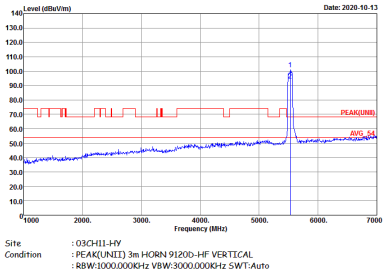
Avg.	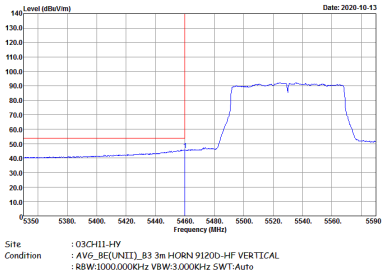	Left blank

WIFI	Band 3 5470~5725MHz Band Edge @ 3m	
ANT	802.11ac VHT80 CH106 5530MHz - R	
1	Vertical	Fundamental
Peak	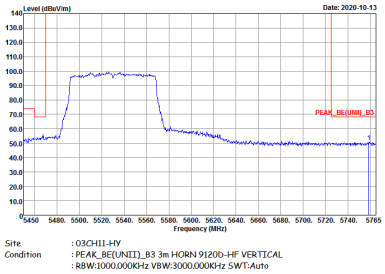	Left blank

Band 3 - 5470~5725MHz

WIFI 802.11a (Harmonic @ 3m)

WIFI	Band 3 5470~5725MHz Harmonic @ 3m	
ANT	802.11a CH100 5500MHz	
1	Horizontal	Vertical
Peak Avg.	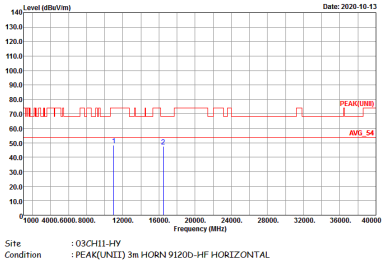	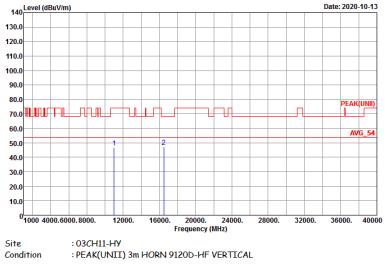

Band 3 5470~5725MHz

WIFI 802.11ac VHT40 (Harmonic @ 3m)

WIFI	Band 3 5470~5725MHz Harmonic @ 3m	
ANT	802.11ac VHT40 CH102 5510MHz	
1	Horizontal	Vertical
Peak Avg.	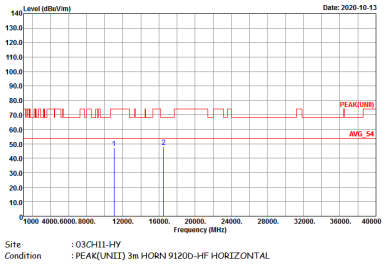	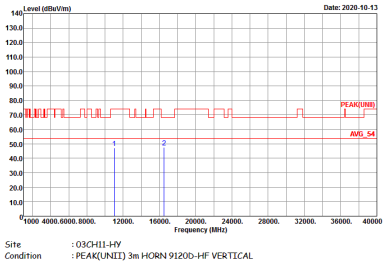

Band 3 5470~5725MHz

WIFI 802.11ac VHT80 (Harmonic @ 3m)

WIFI	Band 3 5470~5725MHz Harmonic @ 3m	
ANT	802.11ac VHT80 CH106 5530MHz	
1	Horizontal	Vertical
Peak Avg.	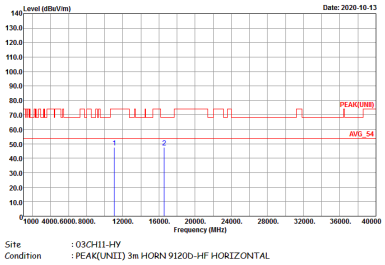	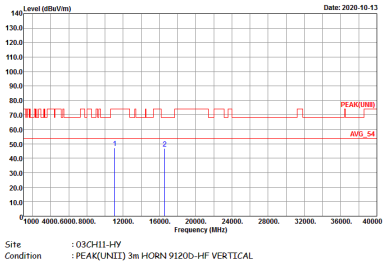

Band 3 - Straddle Channel

WIFI 802.11ac VHT40 (Band Edge @ 3m)

WIFI	Band 3 Straddle Channel Band Edge @ 3m	
ANT	802.11ac VHT40 CH142 5710MHz - L	
1	Horizontal	Fundamental
Peak	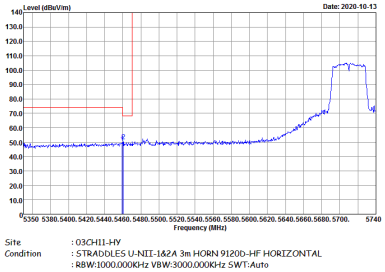	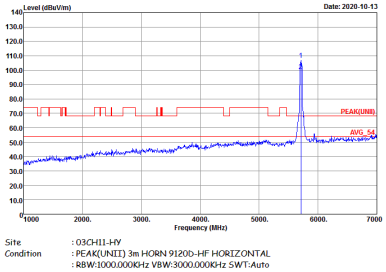
Avg.	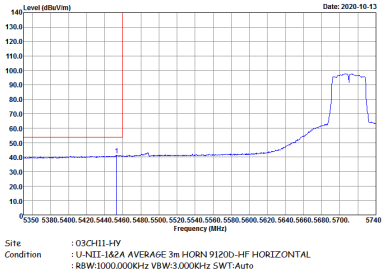	Left blank

WIFI	Band 3 Straddle Channel Band Edge @ 3m	
ANT	802.11ac VHT40 CH142 5710MHz - R	
1	Horizontal	Fundamental
Peak	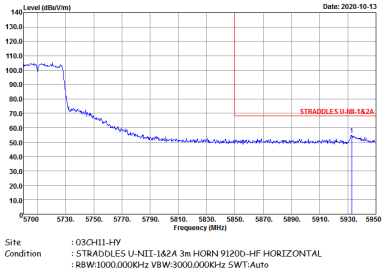	Left blank
Avg.	Left blank	Left blank

WIFI	Band 3 Straddle Channel Band Edge @ 3m	
ANT	802.11ac VHT40 CH142 5710MHz - L	
1	Vertical	Fundamental
Peak	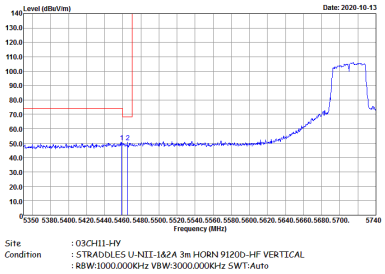	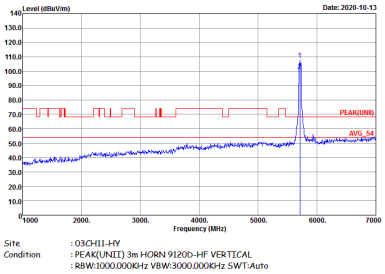
Avg.	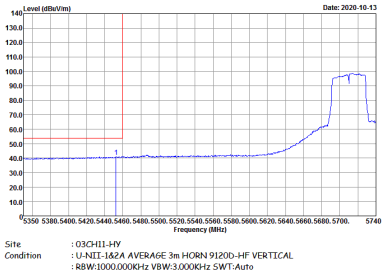	Left blank

WIFI	Band 3 Straddle Channel Band Edge @ 3m	
ANT	802.11ac VHT40 CH142 5710MHz - R	
1	Vertical	Fundamental
Peak	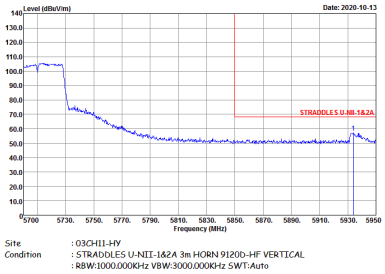	Left blank
Avg.	Left blank	Left blank

Band 3 - Straddle Channel

WIFI 802.11ac VHT40 (Harmonic @ 3m)

WIFI	Band 3 Straddle Channel Harmonic @ 3m	
ANT	802.11ac VHT40 CH142 5710MHz	
1	Horizontal	Vertical
Peak Avg.	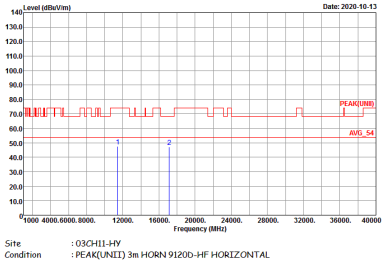	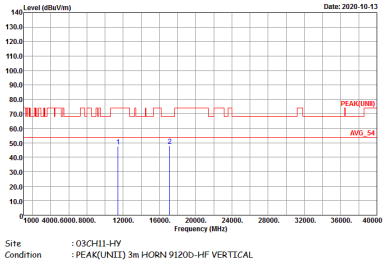

Band 1 - 5150~5250MHz

WIFI 802.11a (Band Edge @ 3m)

WIFI	Band 1 5150~5250MHz Band Edge @ 3m	
ANT	802.11a CH36 5180MHz	
0+1	Horizontal	Fundamental
Peak	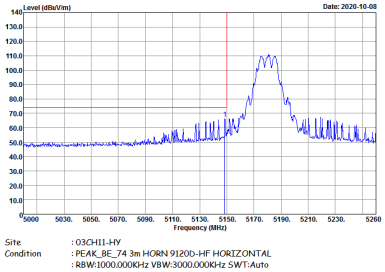	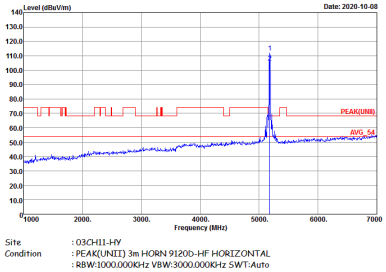
Avg.	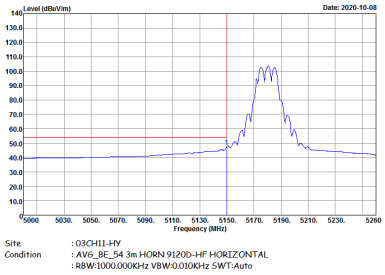	Left blank

WIFI	Band 1 5150~5250MHz Band Edge @ 3m	
ANT	802.11a CH36 5180MHz	
0+1	Vertical	Fundamental
Peak	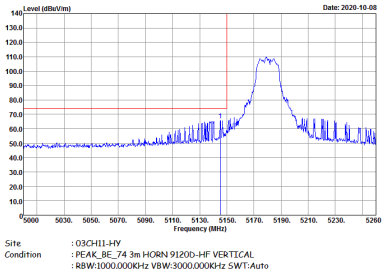	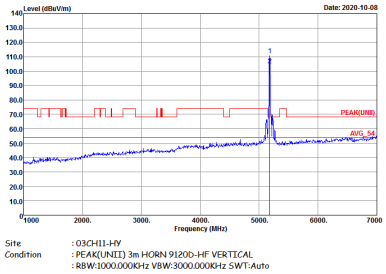
Avg.	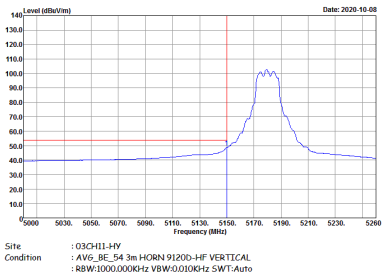	Left blank

Band 1 5150~5250MHz

WIFI 802.11ac VHT40 (Band Edge @ 3m)

WIFI	Band 1 5150~5250MHz Band Edge @ 3m	
ANT	802.11ac VHT40 CH38 5190MHz - L	
0+1	Horizontal	Fundamental
Peak	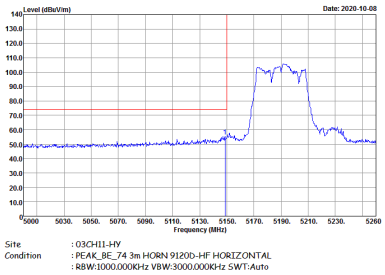	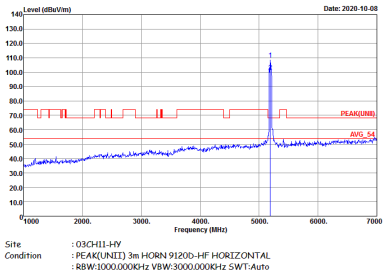
Avg.	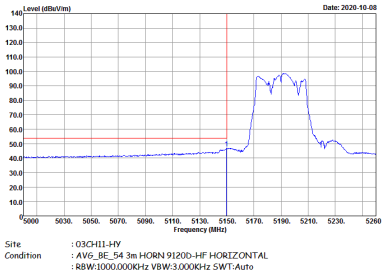	Left blank

WIFI	Band 1 5150~5250MHz Band Edge @ 3m	
ANT	802.11ac VHT40 CH38 5190MHz - R	
0+1	Horizontal	Fundamental
Peak	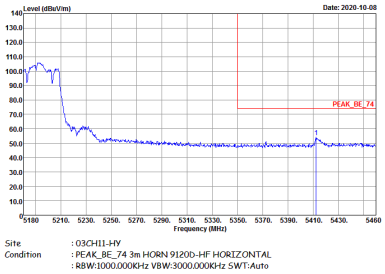	Left blank
Avg.	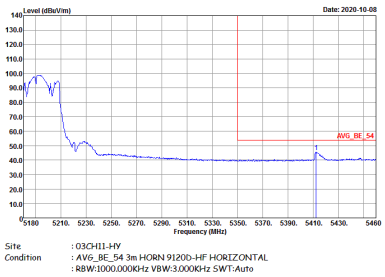	Left blank

WIFI	Band 1 5150~5250MHz Band Edge @ 3m	
ANT	802.11ac VHT40 CH38 5190MHz - L	
0+1	Vertical	Fundamental
Peak	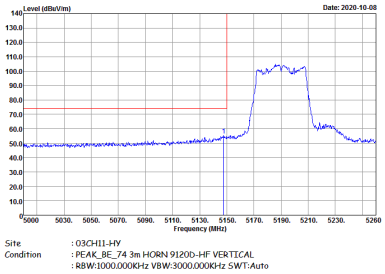	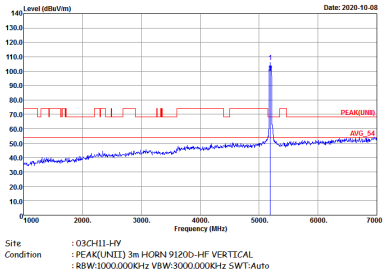
Avg.	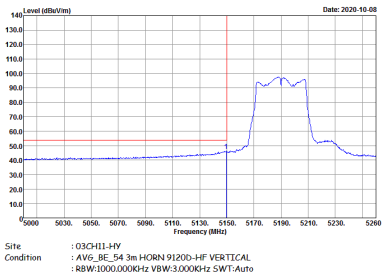	Left blank

WIFI	Band 1 5150~5250MHz Band Edge @ 3m	
ANT	802.11ac VHT40 CH38 5190MHz - R	
0+1	Vertical	Fundamental
Peak	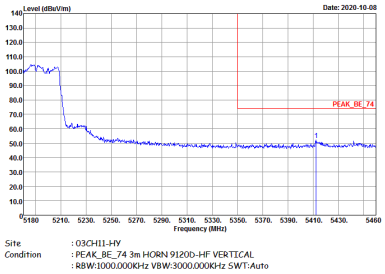	Left blank
Avg.	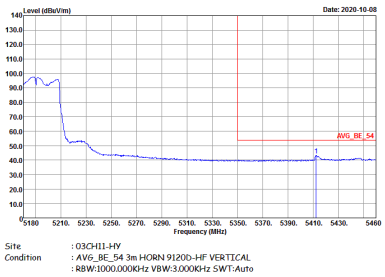	Left blank

Band 1 5150~5250MHz
WIFI 802.11ac VHT80 (Band Edge @ 3m)

WIFI	Band 1 5150~5250MHz Band Edge @ 3m	
ANT	802.11ac VHT80 CH42 5210MHz - L	
0+1	Horizontal	Fundamental
Peak	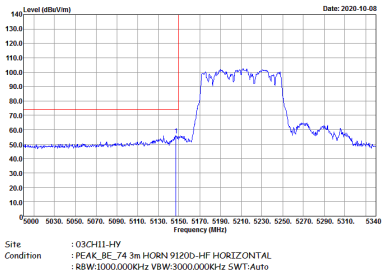	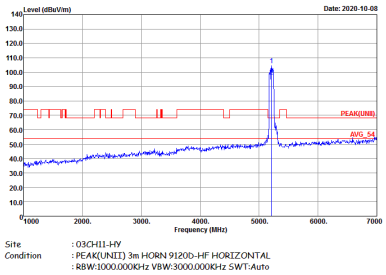
Avg.	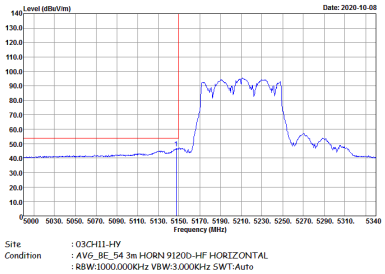	Left blank

WIFI	Band 1 5150~5250MHz Band Edge @ 3m	
ANT	802.11ac VHT80 CH42 5210MHz - R	
0+1	Horizontal	Fundamental
Peak	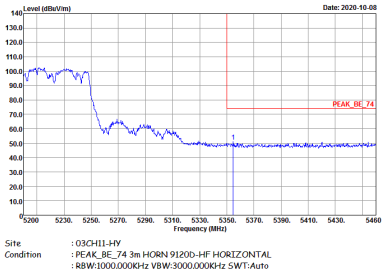	Left blank
Avg.	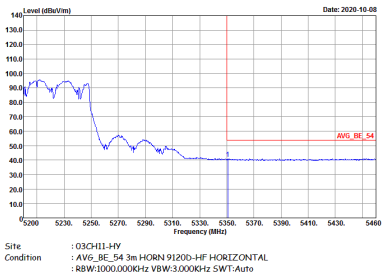	Left blank

WIFI	Band 1 5150~5250MHz Band Edge @ 3m	
ANT	802.11ac VHT80 CH42 5210MHz - L	
0+1	Vertical	Fundamental
Peak	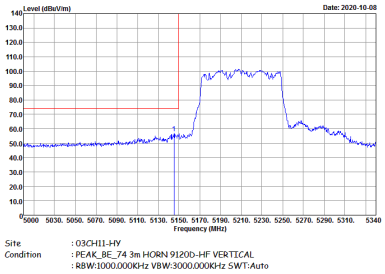	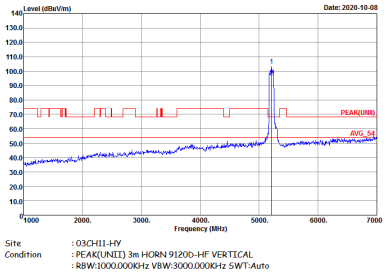
Avg.	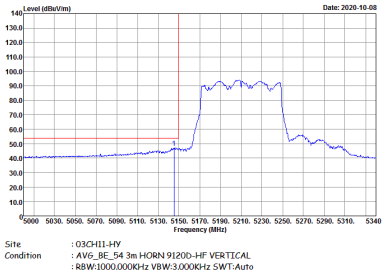	Left blank

WIFI	Band 1 5150~5250MHz Band Edge @ 3m	
ANT	802.11ac VHT80 CH42 5210MHz - R	
0+1	Vertical	Fundamental
Peak	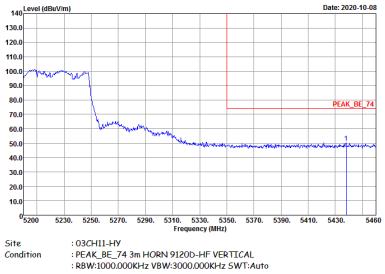	Left blank
Avg.	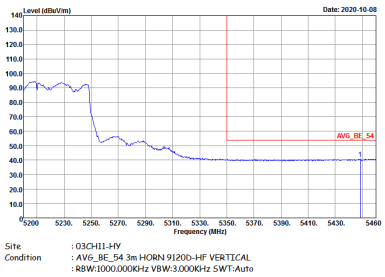	Left blank

Band 1 - 5150~5250MHz

WIFI 802.11a (Harmonic @ 3m)

WIFI	Band 1 5150~5250MHz Harmonic @ 3m	
ANT	802.11a CH36 5180MHz	
0+1	Horizontal	Vertical
Peak Avg.	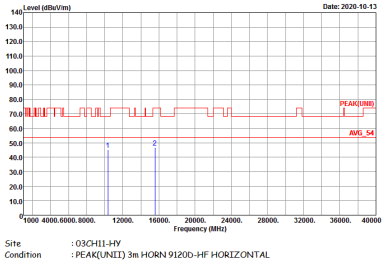	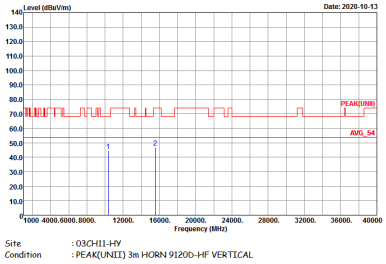

Band 1 5150~5250MHz

WIFI 802.11ac VHT40 (Harmonic @ 3m)

WIFI	Band 1 5150~5250MHz Harmonic @ 3m	
ANT	802.11ac VHT40 CH38 5190MHz	
0+1	Horizontal	Vertical
Peak Avg.	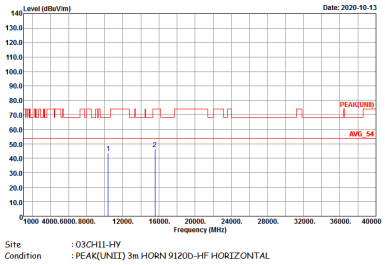	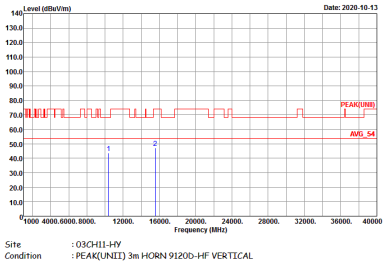

Band 1 5150~5250MHz

WIFI 802.11ac VHT80 (Harmonic @ 3m)

WIFI	Band 1 5150~5250MHz Harmonic @ 3m	
ANT	802.11ac VHT80 CH42 5210MHz	
0+1	Horizontal	Vertical
Peak Avg.	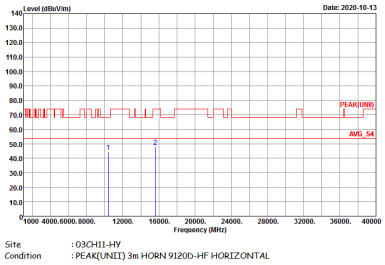	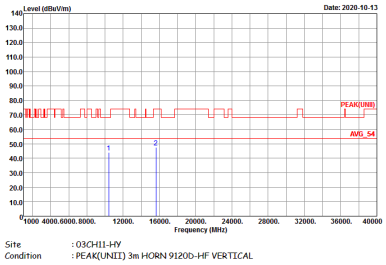

Band 2 - 5250~5350MHz

WIFI 802.11ac VHT20 (Band Edge @ 3m)

WIFI	Band 2 5250~5350MHz Band Edge @ 3m	
ANT	802.11ac VHT20 CH64 5320MHz	
0+1	Horizontal	Fundamental
Peak	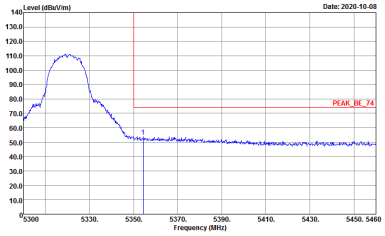	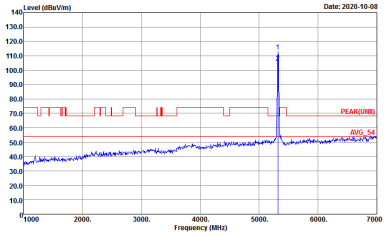
Avg.	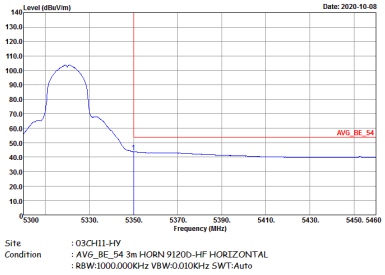	Left blank

WIFI	Band 2 5250~5350MHz Band Edge @ 3m	
ANT	802.11ac VHT20 CH64 5320MHz	
0+1	Vertical	Fundamental
Peak	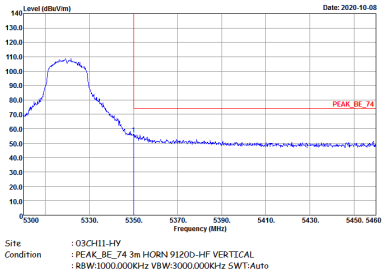	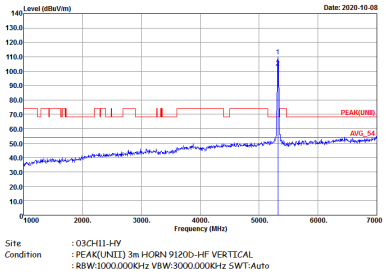
Avg.	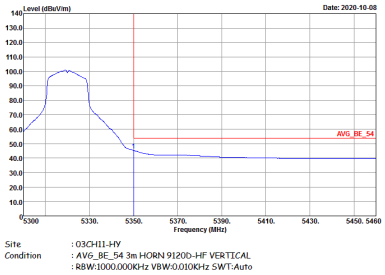	Left blank

Band 2 5250~5350MHz

WIFI 802.11ac VHT40 (Band Edge @ 3m)

WIFI	Band 2 5250~5350MHz Band Edge @ 3m	
ANT	802.11ac VHT40 CH62 5310 - L	
0+1	Horizontal	Fundamental
Peak	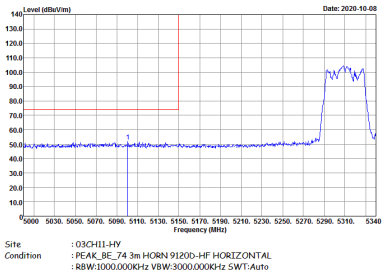	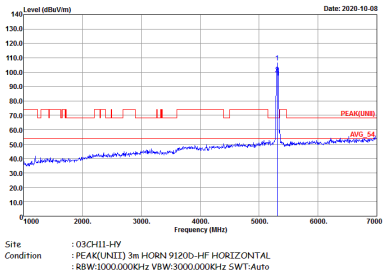
Avg.	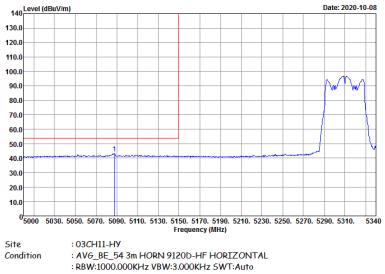	Left blank

WIFI	Band 2 5250~5350MHz Band Edge @ 3m	
ANT	802.11ac VHT40 CH62 5310 - R	
0+1	Horizontal	Fundamental
Peak	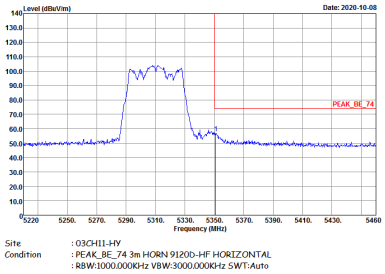	Left blank
Avg.	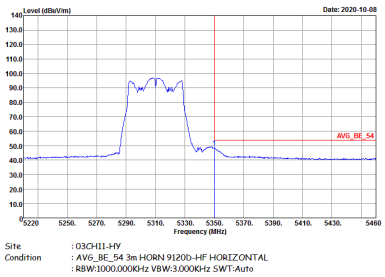	Left blank

WIFI	Band 2 5250~5350MHz Band Edge @ 3m	
ANT	802.11ac VHT40 CH62 5310 - L	
0+1	Vertical	Fundamental
Peak	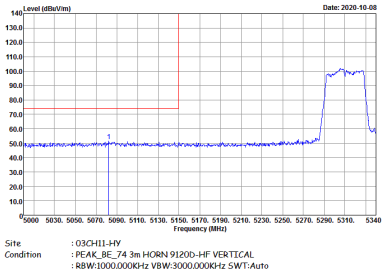	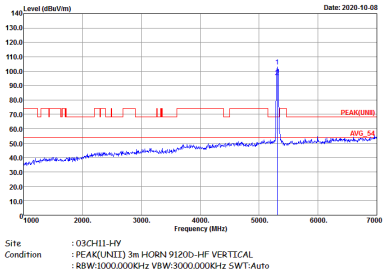
Avg.	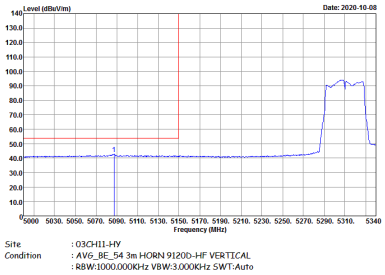	Left blank

WIFI	Band 2 5250~5350MHz Band Edge @ 3m	
ANT	802.11ac VHT40 CH62 5310 - R	
0+1	Vertical	Fundamental
Peak	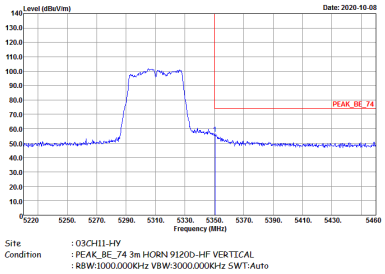	Left blank
Avg.	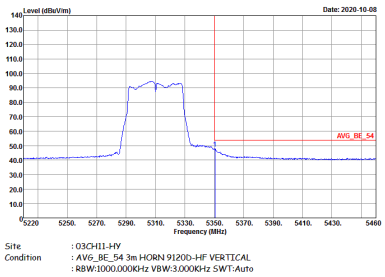	Left blank

Band 2 5250~5350MHz
WIFI 802.11ac VHT80 (Band Edge @ 3m)

WIFI	Band 2 5250~5350MHz Band Edge @ 3m	
ANT	802.11ac VHT80 CH58 5290MHz - L	
0+1	Horizontal	Fundamental
Peak	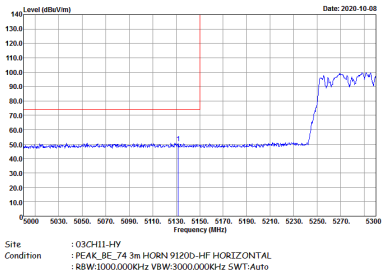	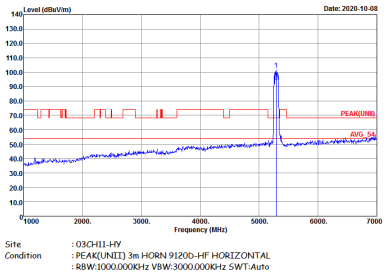
Avg.	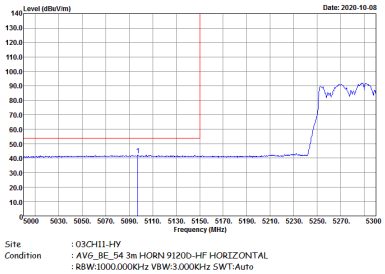	Left blank

WIFI	Band 2 5250~5350MHz Band Edge @ 3m	
ANT	802.11ac VHT80 CH58 5290MHz - R	
0+1	Horizontal	Fundamental
Peak	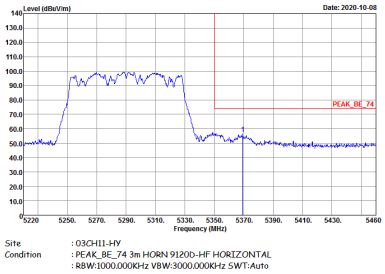	Left blank
Avg.	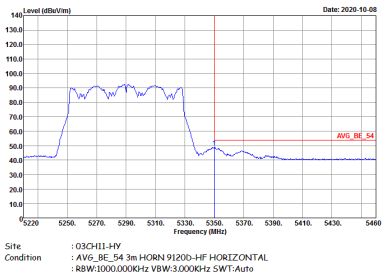	Left blank

WIFI	Band 2 5250~5350MHz Band Edge @ 3m	
ANT	802.11ac VHT80 CH58 5290MHz - L	
0+1	Vertical	Fundamental
Peak	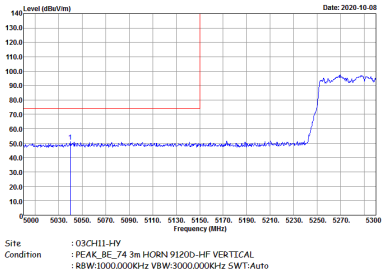	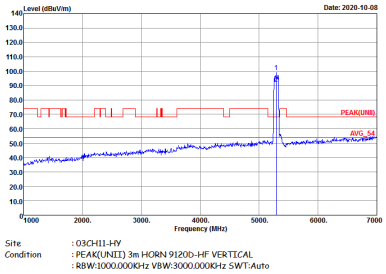
Avg.	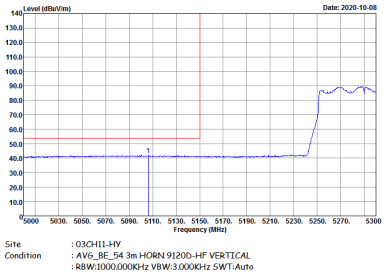	Left blank

WIFI	Band 2 5250~5350MHz Band Edge @ 3m	
ANT	802.11ac VHT80 CH58 5290MHz - R	
0+1	Vertical	Fundamental
Peak	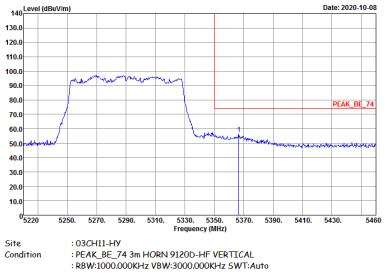	Left blank
Avg.	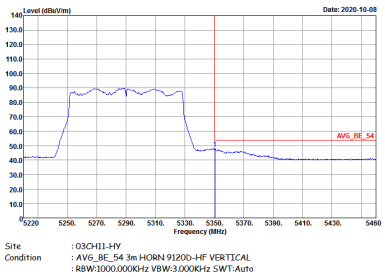	Left blank

Band 2 - 5250~5350MHz

WIFI 802.11ac VHT20 (Harmonic @ 3m)

WIFI	Band 2 5250~5350MHz Harmonic @ 3m	
ANT	802.11ac VHT20 CH64 5320MHz	
0+1	Horizontal	Vertical
Peak Avg.	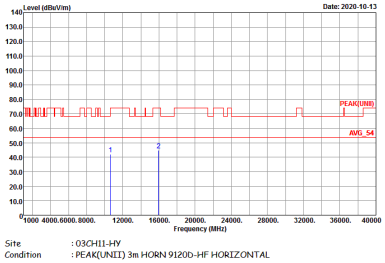	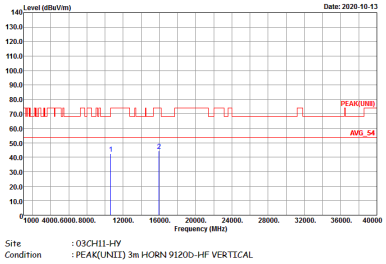

Band 2 5250~5350MHz

WIFI 802.11ac VHT40 (Harmonic @ 3m)

WIFI	Band 2 5250~5350MHz Harmonic @ 3m	
ANT	802.11ac VHT40 CH62 5310	
0+1	Horizontal	Vertical
Peak Avg.	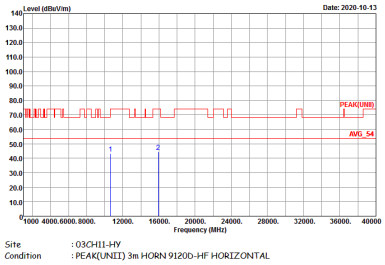	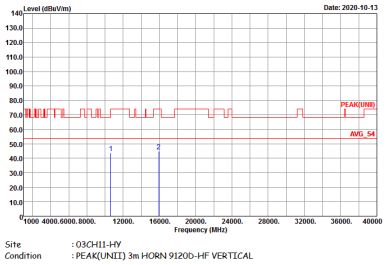

Band 2 5250~5350MHz

WIFI 802.11ac VHT80 (Harmonic @ 3m)

WIFI	Band 2 5250~5350MHz Harmonic @ 3m	
ANT	802.11ac VHT80 CH58 5290MHz	
0+1	Horizontal	Vertical
Peak Avg.	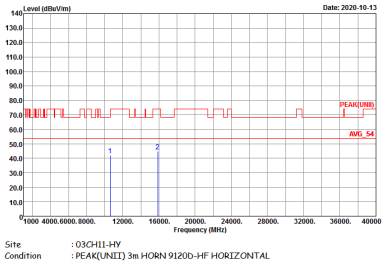	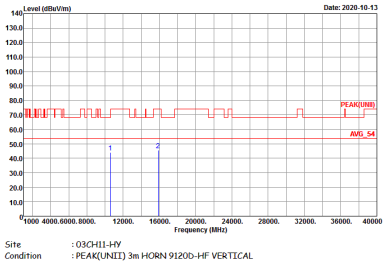

Band 3 - 5470~5725MHz
WIFI 802.11a (Band Edge @ 3m)

WIFI	Band 3 5470~5725MHz Band Edge @ 3m	
ANT	802.11a CH140 5700MHz	
0+1	Horizontal	Fundamental
Peak	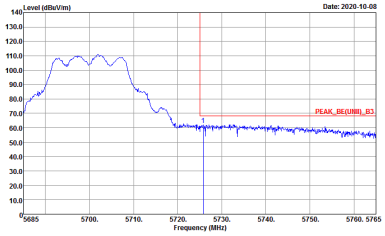 Site : 03CH11-HY Condition : PEAK_BE(UNII)_B3 3m HORN 9120D-HF HORIZONTAL : RBW:1000.000KHz VBW:3000.000KHz SWT:Auto	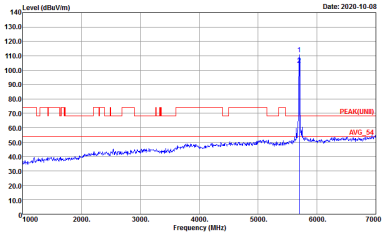 Site : 03CH11-HY Condition : PEAK(UNII) 3m HORN 9120D-HF HORIZONTAL : RBW:1000.000KHz VBW:3000.000KHz SWT:Auto

WIFI	Band 3 5470~5725MHz Band Edge @ 3m	
ANT	802.11a CH140 5700MHz	
0+1	Vertical	Fundamental
Peak	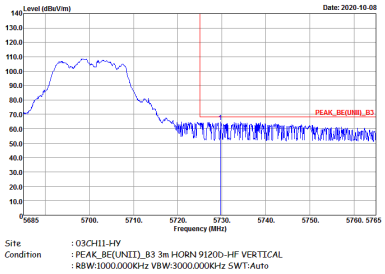	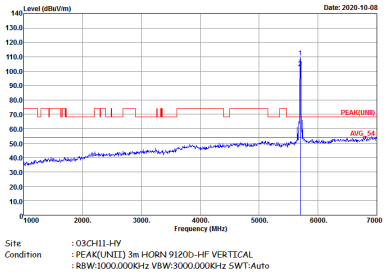

Band 3 5470~5725MHz
WIFI 802.11ac VHT40 (Band Edge @ 3m)

WIFI	Band 3 5470~5725MHz Band Edge @ 3m	
ANT	802.11ac VHT40 CH102 5510MHz - L	
0+1	Horizontal	Fundamental
Peak	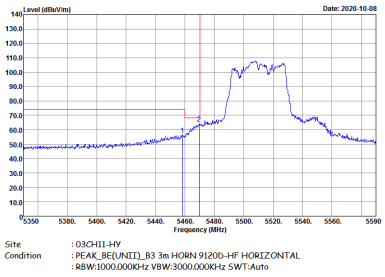	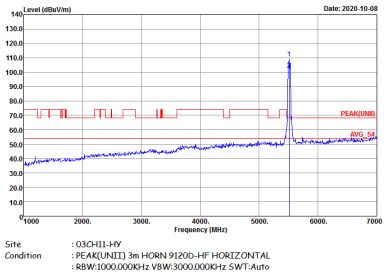
Avg.	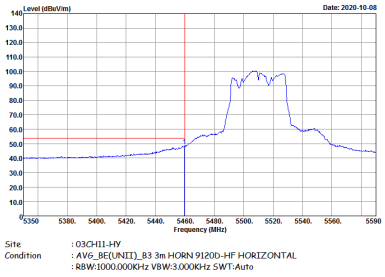	Left blank

WIFI	Band 3 5470~5725MHz Band Edge @ 3m	
ANT	802.11ac VHT40 CH102 5510MHz - R	
0+1	Horizontal	Fundamental
Peak	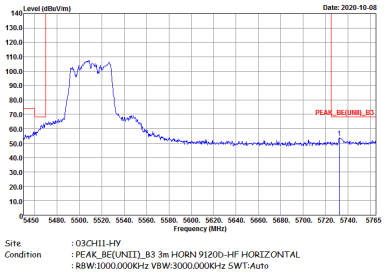	Left blank

WIFI	Band 3 5470~5725MHz Band Edge @ 3m	
ANT	802.11ac VHT40 CH102 5510MHz - L	
0+1	Vertical	Fundamental
Peak	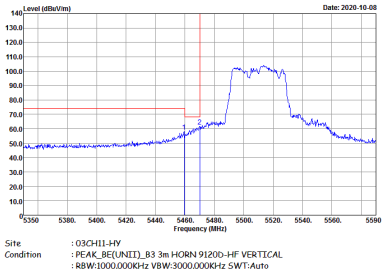	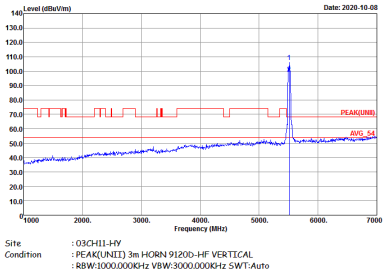
Avg.	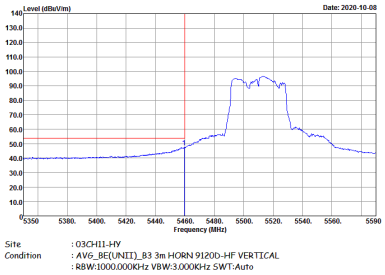	Left blank

WIFI	Band 3 5470~5725MHz Band Edge @ 3m	
ANT	802.11ac VHT40 CH102 5510MHz - R	
0+1	Vertical	Fundamental
Peak	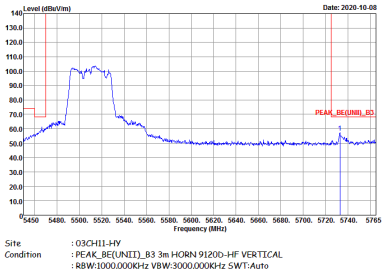	Left blank

Band 3 5470~5725MHz
WIFI 802.11ac VHT80 (Band Edge @ 3m)

WIFI	Band 3 5470~5725MHz Band Edge @ 3m	
ANT	802.11ac VHT80 CH122 5610MHz - L	
0+1	Horizontal	Fundamental
Peak	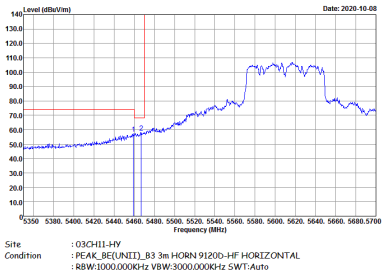	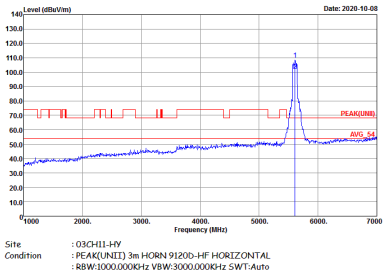
Avg.	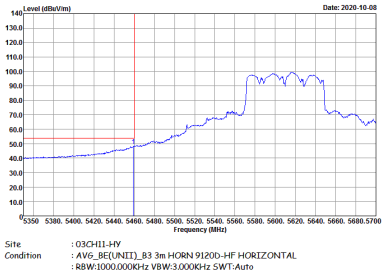	Left blank

WIFI	Band 3 5470~5725MHz Band Edge @ 3m	
ANT	802.11ac VHT80 CH122 5610MHz - R	
0+1	Horizontal	Fundamental
Peak	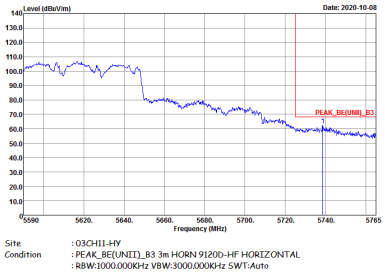	Left blank

WIFI	Band 3 5470~5725MHz Band Edge @ 3m	
ANT	802.11ac VHT80 CH122 5610MHz - L	
0+1	Vertical	Fundamental
Peak	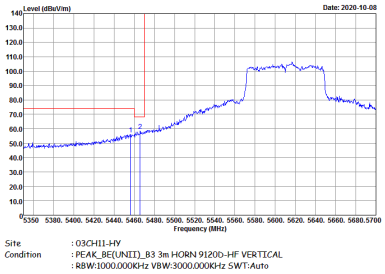	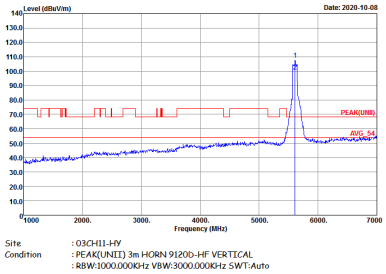
Avg.	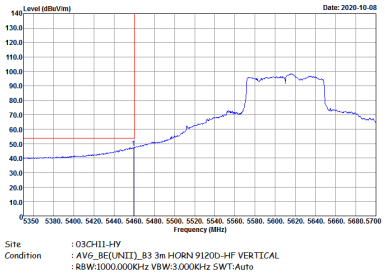	Left blank

WIFI	Band 3 5470~5725MHz Band Edge @ 3m	
ANT	802.11ac VHT80 CH122 5610MHz - R	
0+1	Vertical	Fundamental
Peak	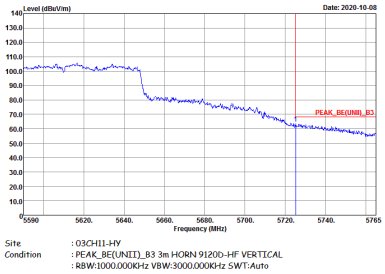	Left blank

Band 3 - 5470~5725MHz

WIFI 802.11a (Harmonic @ 3m)

WIFI	Band 3 5470~5725MHz Harmonic @ 3m	
ANT	802.11a CH140 5700MHz	
0+1	Horizontal	Vertical
Peak Avg.	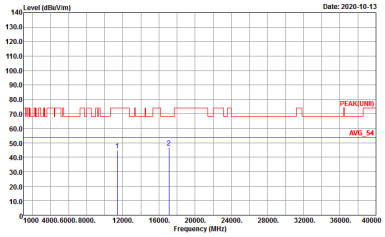 Site : 03CH11-HY Condition : PEAK(UNII) 3m HORN 9120D-HF HORIZONTAL	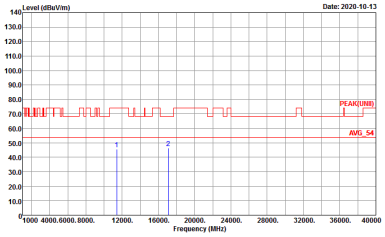 Site : 03CH11-HY Condition : PEAK(UNII) 3m HORN 9120D-HF VERTICAL

Band 3 5470~5725MHz

WIFI 802.11ac VHT40 (Harmonic @ 3m)

WIFI	Band 3 5470~5725MHz Harmonic @ 3m	
ANT	802.11ac VHT40 CH102 5510MHz	
0+1	Horizontal	Vertical
Peak Avg.	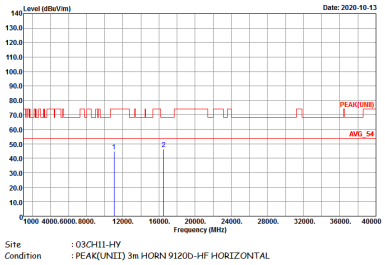	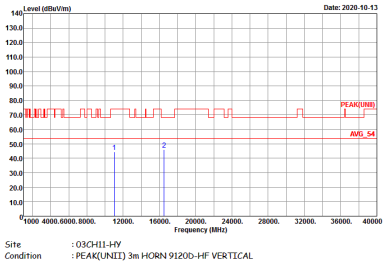

Band 3 5470~5725MHz

WIFI 802.11ac VHT80 (Harmonic @ 3m)

WIFI	Band 3 5470~5725MHz Harmonic @ 3m	
ANT	802.11ac VHT80 CH122 5610MHz	
0+1	Horizontal	Vertical
Peak Avg.	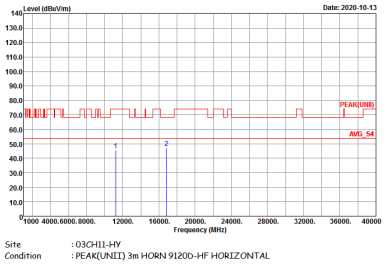	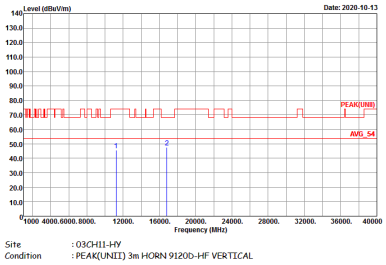

Band 3 - Straddle Channel

WIFI 802.11ac VHT40 (Band Edge @ 3m)

WIFI	Band 3 Straddle Channel Band Edge @ 3m	
ANT	802.11ac VHT40 CH142 5710MHz - L	
0+1	Horizontal	Fundamental
Peak	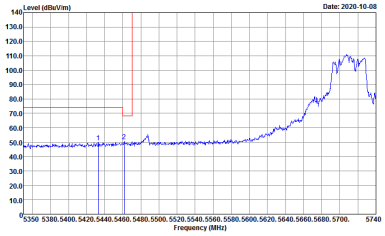	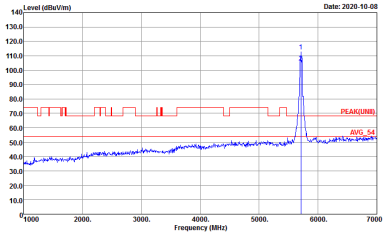
Avg.	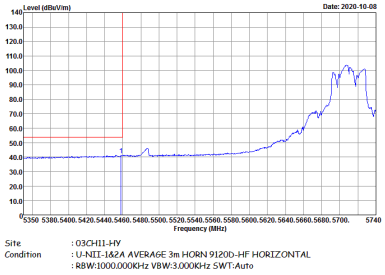	Left blank

WIFI	Band 3 Straddle Channel Band Edge @ 3m	
ANT	802.11ac VHT40 CH142 5710MHz - R	
0+1	Horizontal	Fundamental
Peak	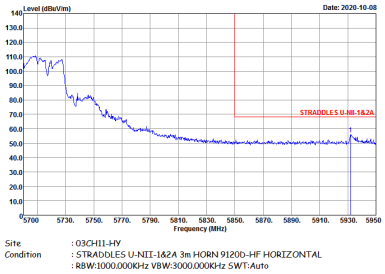	Left blank
Avg.	Left blank	Left blank

WIFI	Band 3 Straddle Channel Band Edge @ 3m	
ANT	802.11ac VHT40 CH142 5710MHz - L	
0+1	Vertical	Fundamental
Peak	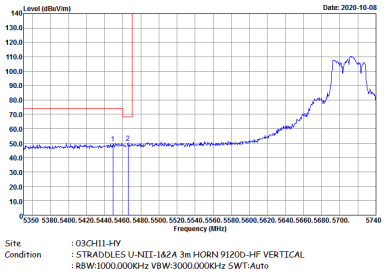	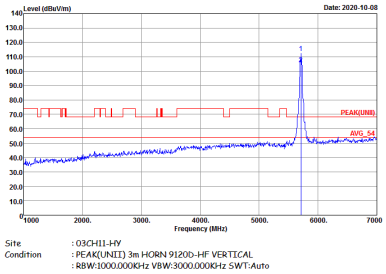
Avg.	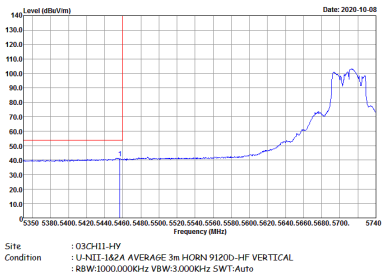	Left blank

WIFI	Band 3 Straddle Channel Band Edge @ 3m	
ANT	802.11ac VHT40 CH142 5710MHz - R	
0+1	Vertical	Fundamental
Peak	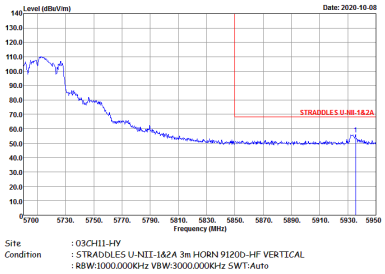	Left blank
Avg.	Left blank	Left blank

Band 3 - Straddle Channel

WIFI 802.11ac VHT40 (Harmonic @ 3m)

WIFI	Band 3 Straddle Channel Harmonic @ 3m	
ANT	802.11ac VHT40 CH142 5710MHz	
0+1	Horizontal	Vertical
Peak Avg.	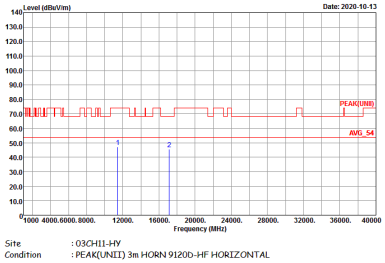	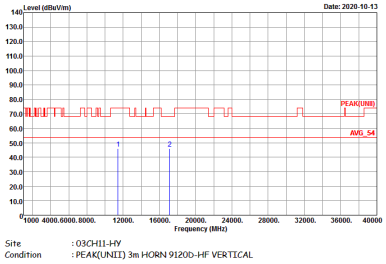

<TXBF Mode>

Band 1 - 5150~5250MHz

WIFI 802.11ac VHT40 (Band Edge @ 3m)

WIFI	Band 1 5150~5250MHz Band Edge @ 3m	
ANT	802.11ac VHT40 CH38 5190MHz - L	
0+1	Horizontal	Fundamental
Peak	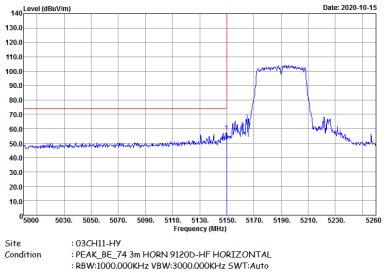	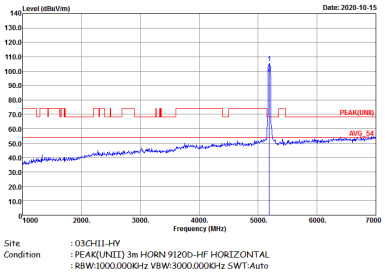
Avg.	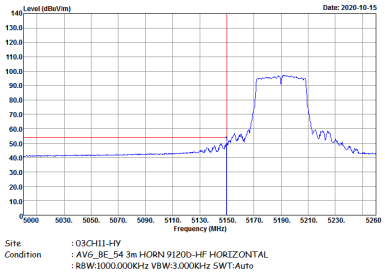	Left blank

WIFI	Band 1 5150~5250MHz Band Edge @ 3m	
ANT	802.11ac VHT40 CH38 5190MHz - R	
0+1	Horizontal	Fundamental
Peak	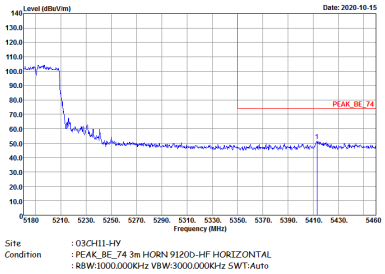	Left blank
Avg.	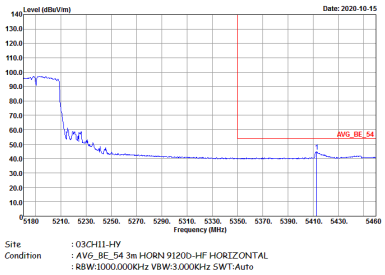	Left blank