Test Laboratory: Sporton International Inc. SAR/HAC Testing Lab Date: 2024/8/16

68_LTE Band 14_10M_QPSK_1RB_0Offset_Back_15mm_Ch23330

Communication System: UID 0, LTE-FDD (0); Frequency: 793 MHz;Duty Cycle: 1:1
Medium: HSL_750 Medium parameters used: f = 793 MHz; σ = 0.895 S/m; ε_r = 42.417; ρ = 1000 kg/m^3
Ambient Temperature：23.3 ℃; Liquid Temperature：22.6 ℃

DASY5 Configuration:
- Probe: EX3DV4 - SN3857; ConvF(9.21, 8.75, 9.15); Calibrated: 2024/1/22
- Sensor-Surface: 1.4mm (Mechanical Surface Detection)
- Electronics: DAE4 Sn1650; Calibrated: 2023/9/13
- Phantom: Twin-SAM V5.0 (30deg probe tilt); Type:QD 000 P40 CD; Serial: 1842
- Measurement SW: DASY52, Version 52.10 (4); SEMCAD X Version 14.6.14 (7501)

Area Scan (71x151x1): Interpolated grid: dx=1.500 mm, dy=1.500 mm
Maximum value of SAR (interpolated) = 0.343 W/kg

Zoom Scan (5x5x7)/Cube 0: Measurement grid: dx=8mm, dy=8mm, dz=5mm
Reference Value = 17.48 V/m; Power Drift = -0.01 dB
Peak SAR (extrapolated) = 0.484 W/kg
SAR(1 g) = 0.304 W/kg; SAR(10 g) = 0.187 W/kg
Smallest distance from peaks to all points 3 dB below = 14.4 mm
Ratio of SAR at M2 to SAR at M1 = 63.9%
Maximum value of SAR (measured) = 0.364 W/kg

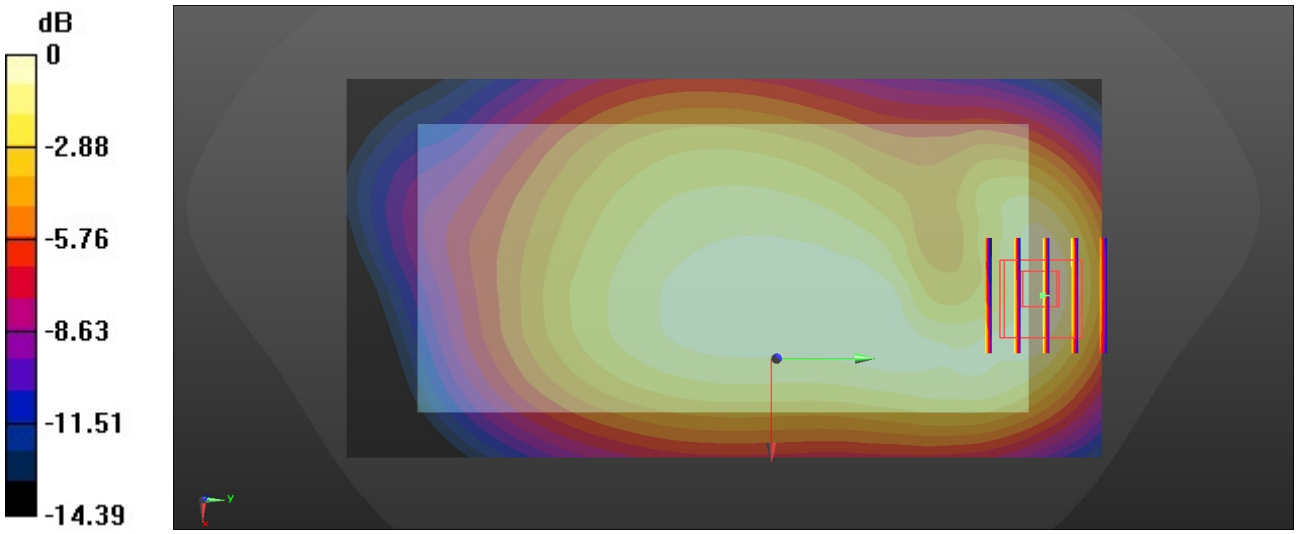

0 dB = 0.364 W/kg = -4.39 dBW/kg

Test Laboratory: Sporton International Inc. SAR/HAC Testing Lab Date: 2024/8/16

69_FR1 n71_20M_QPSK_50RB_28Offset_Back_15mm_Ch136100

Communication System: UID 0, 5G NR (0); Frequency: 680.5 MHz;Duty Cycle: 1:1
Medium: HSL_750 Medium parameters used: f = 680.5 MHz; σ = 0.862 S/m; ε_r = 42.796; ρ = 1000 kg/m^3
Ambient Temperature：23.3 °C; Liquid Temperature：22.6 °C

DASY5 Configuration:
- Probe: EX3DV4 - SN3857; ConvF(9.21, 8.75, 9.15); Calibrated: 2024/1/22
- Sensor-Surface: 1.4mm (Mechanical Surface Detection)
- Electronics: DAE4 Sn1650; Calibrated: 2023/9/13
- Phantom: Twin-SAM V5.0 (30deg probe tilt); Type:QD 000 P40 CD; Serial: 1842
- Measurement SW: DASY52, Version 52.10 (4); SEMCAD X Version 14.6.14 (7501)

Area Scan (71x141x1): Interpolated grid: dx=1.500 mm, dy=1.500 mm
Maximum value of SAR (interpolated) = 0.249 W/kg

Zoom Scan (5x6x7)/Cube 0: Measurement grid: dx=8mm, dy=8mm, dz=5mm
Reference Value = 15.19 V/m; Power Drift = -0.01 dB
Peak SAR (extrapolated) = 0.285 W/kg
SAR(1 g) = 0.223 W/kg; SAR(10 g) = 0.170 W/kg
Smallest distance from peaks to all points 3 dB below: Larger than measurement grid (> 16 mm)
Ratio of SAR at M2 to SAR at M1 = 78%
Maximum value of SAR (measured) = 0.246 W/kg

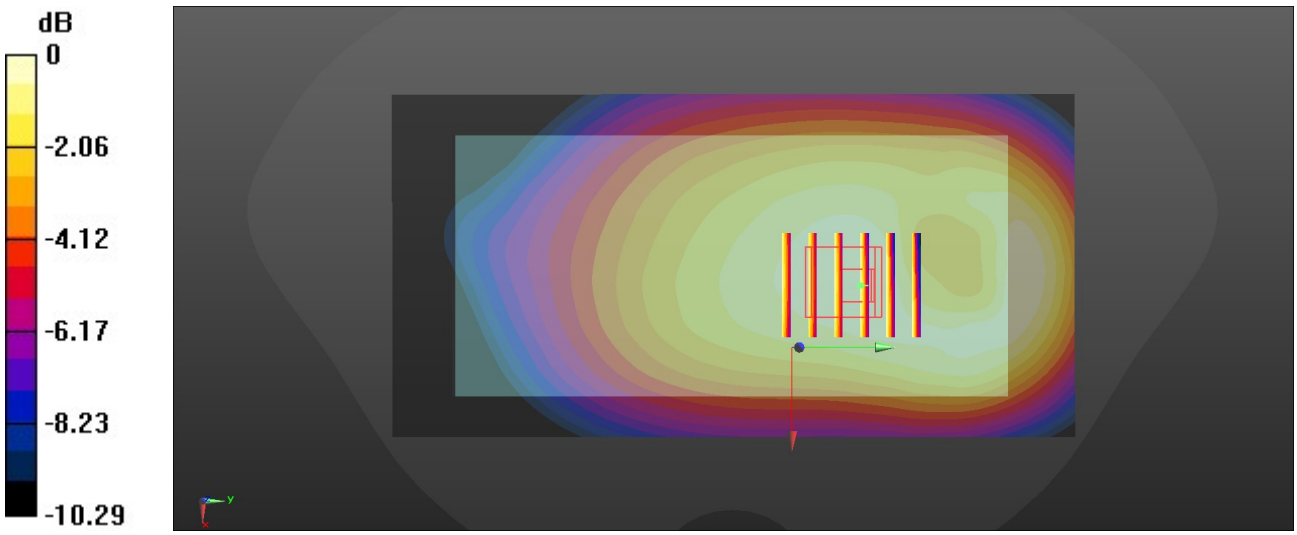

0 dB = 0.246 W/kg = -6.09 dBW/kg

Test Laboratory: Sporton International Inc. SAR/HAC Testing Lab Date: 2024/8/16

70_FR1 n12_15M_QPSK_36RB_22Offset_Back_15mm_Ch141500

Communication System: UID 0, 5G NR (0); Frequency: 707.5 MHz;Duty Cycle: 1:1
Medium: HSL_750 Medium parameters used: f = 707.5 MHz; σ = 0.863 S/m; ε_r = 42.575; ρ = 1000 kg/m^3
Ambient Temperature：23.3 ℃; Liquid Temperature：22.6 ℃

DASY5 Configuration:
- Probe: EX3DV4 - SN3857; ConvF(9.21, 8.75, 9.15); Calibrated: 2024/1/22
- Sensor-Surface: 1.4mm (Mechanical Surface Detection)
- Electronics: DAE4 Sn1650; Calibrated: 2023/9/13
- Phantom: Twin-SAM V5.0 (30deg probe tilt); Type:QD 000 P40 CD; Serial: 1842
- Measurement SW: DASY52, Version 52.10 (4); SEMCAD X Version 14.6.14 (7501)

Area Scan (71x141x1): Interpolated grid: dx=1.500 mm, dy=1.500 mm
Maximum value of SAR (interpolated) = 0.314 W/kg

Zoom Scan (5x5x7)/Cube 0: Measurement grid: dx=8mm, dy=8mm, dz=5mm
Reference Value = 16.43 V/m; Power Drift = -0.01 dB
Peak SAR (extrapolated) = 0.418 W/kg
SAR(1 g) = 0.266 W/kg; SAR(10 g) = 0.166 W/kg
Smallest distance from peaks to all points 3 dB below = 14.4 mm
Ratio of SAR at M2 to SAR at M1 = 64.8%
Maximum value of SAR (measured) = 0.315 W/kg

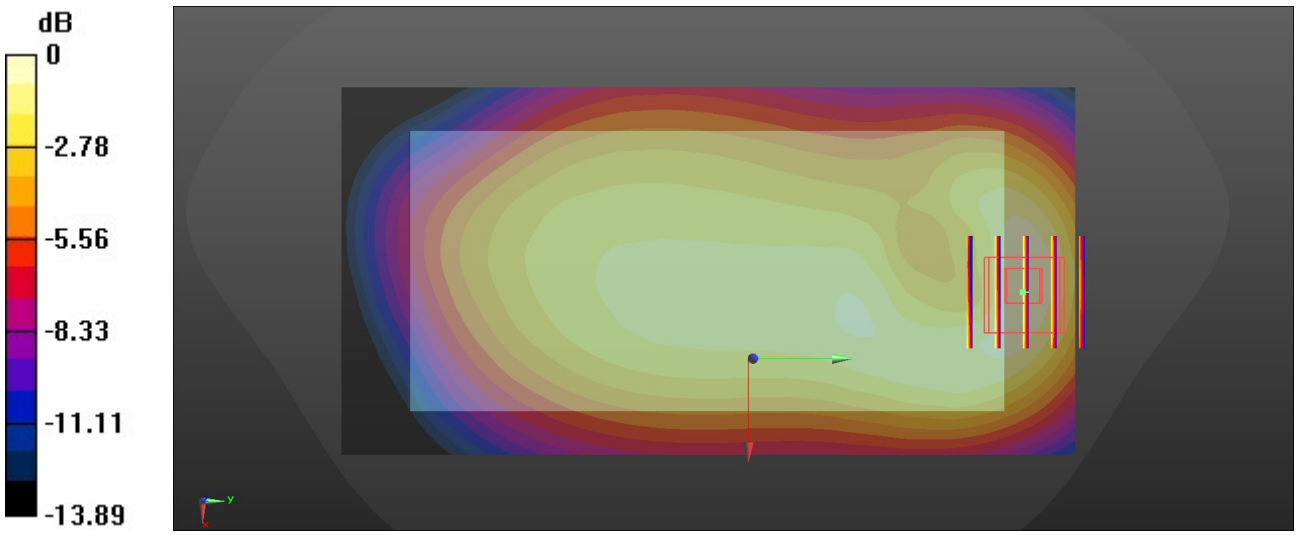

0 dB = 0.315 W/kg = -5.02 dBW/kg

Test Laboratory: Sporton International Inc. SAR/HAC Testing Lab Date: 2024/8/16

71_FR1 n13_10M_QPSK_25RB_14Offset_Back_15mm_Ch156400

Communication System: UID 0, 5G NR (0); Frequency: 782 MHz;Duty Cycle: 1:1
Medium: HSL_750 Medium parameters used: f = 782 MHz; σ = 0.895 S/m; ε_r = 42.455; ρ = 1000 kg/m^3
Ambient Temperature：23.3 ℃; Liquid Temperature：22.6 ℃

DASY5 Configuration:
- Probe: EX3DV4 - SN3857; ConvF(9.21, 8.75, 9.15); Calibrated: 2024/1/22
- Sensor-Surface: 1.4mm (Mechanical Surface Detection)
- Electronics: DAE4 Sn1650; Calibrated: 2023/9/13
- Phantom: Twin-SAM V5.0 (30deg probe tilt); Type:QD 000 P40 CD; Serial: 1842
- Measurement SW: DASY52, Version 52.10 (4); SEMCAD X Version 14.6.14 (7501)

Area Scan (71x141x1): Interpolated grid: dx=1.500 mm, dy=1.500 mm
Maximum value of SAR (interpolated) = 0.303 W/kg

Zoom Scan (5x5x7)/Cube 0: Measurement grid: dx=8mm, dy=8mm, dz=5mm
Reference Value = 17.69 V/m; Power Drift = 0.01 dB
Peak SAR (extrapolated) = 0.403 W/kg
SAR(1 g) = 0.260 W/kg; SAR(10 g) = 0.163 W/kg
Smallest distance from peaks to all points 3 dB below = 14.4 mm
Ratio of SAR at M2 to SAR at M1 = 66.2%
Maximum value of SAR (measured) = 0.306 W/kg

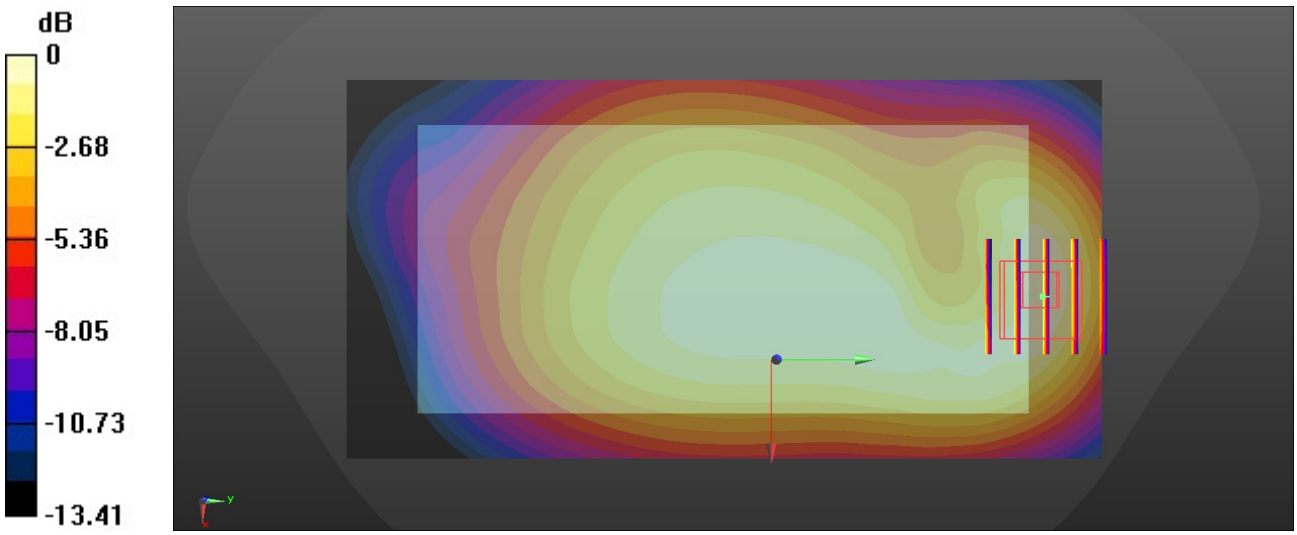

0 dB = 0.306 W/kg = -5.14 dBW/kg

Test Laboratory: Sporton International Inc. SAR/HAC Testing Lab Date: 2024/8/16

72_FR1 n14_10M_QPSK_25RB_14Offset_Back_15mm_Ch158600

Communication System: UID 0, 5G NR (0); Frequency: 793 MHz;Duty Cycle: 1:1
Medium: HSL_750 Medium parameters used: f = 793 MHz; σ = 0.895 S/m; ε_r = 42.417; ρ = 1000 kg/m^3
Ambient Temperature：23.3 °C; Liquid Temperature：22.6 °C

DASY5 Configuration:
- Probe: EX3DV4 - SN3857; ConvF(9.21, 8.75, 9.15); Calibrated: 2024/1/22
- Sensor-Surface: 1.4mm (Mechanical Surface Detection)
- Electronics: DAE4 Sn1650; Calibrated: 2023/9/13
- Phantom: Twin-SAM V5.0 (30deg probe tilt); Type:QD 000 P40 CD; Serial: 1842
- Measurement SW: DASY52, Version 52.10 (4); SEMCAD X Version 14.6.14 (7501)

Area Scan (71x141x1): Interpolated grid: dx=1.500 mm, dy=1.500 mm
Maximum value of SAR (interpolated) = 0.359 W/kg

Zoom Scan (5x5x7)/Cube 0: Measurement grid: dx=8mm, dy=8mm, dz=5mm
Reference Value = 19.25 V/m; Power Drift = 0.01 dB
Peak SAR (extrapolated) = 0.476 W/kg
SAR(1 g) = 0.304 W/kg; SAR(10 g) = 0.189 W/kg
Smallest distance from peaks to all points 3 dB below = 14.4 mm
Ratio of SAR at M2 to SAR at M1 = 64.7%
Maximum value of SAR (measured) = 0.359 W/kg

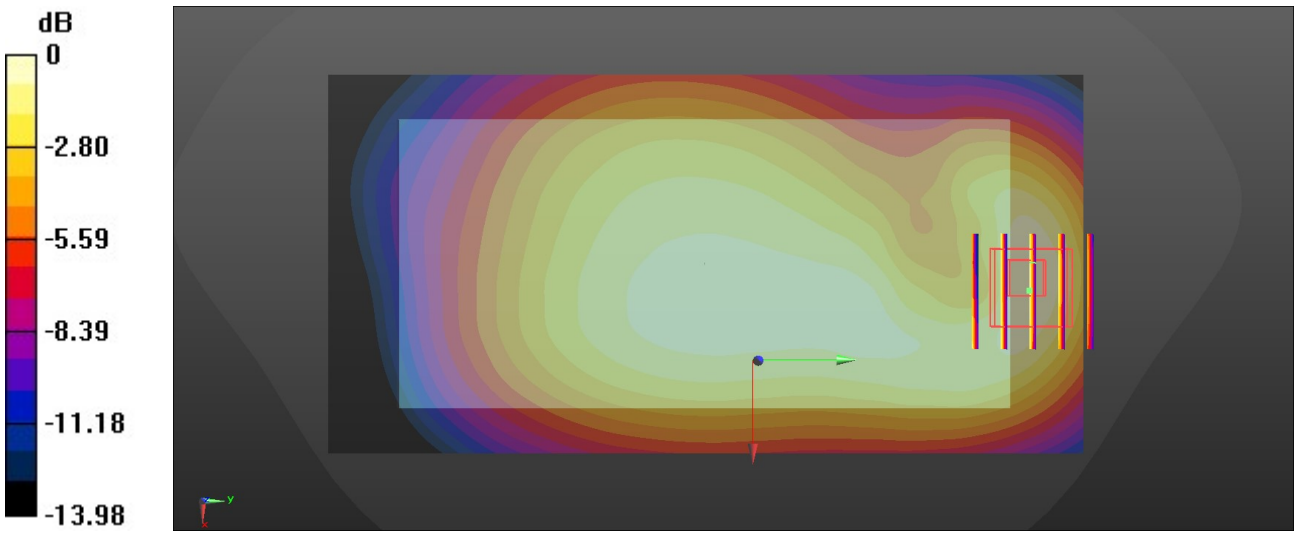

0 dB = 0.359 W/kg = -4.45 dBW/kg

Test Laboratory: Sporton International Inc. SAR/HAC Testing Lab Date: 2024/8/17

73_WCDMA V_RMC 12.2Kbps_Back_15mm_Ch4182

Communication System: UID 0, WCDMA (0); Frequency: 836.4 MHz;Duty Cycle: 1:1
Medium: HSL_835 Medium parameters used: f = 836.4 MHz; σ = 0.913 S/m; ε_r = 41.948; ρ = 1000 kg/m^3
Ambient Temperature：23.3 ℃; Liquid Temperature：22.6 ℃

DASY5 Configuration:
- Probe: EX3DV4 - SN3857; ConvF(9.29, 8.23, 9.75); Calibrated: 2024/1/22
- Sensor-Surface: 1.4mm (Mechanical Surface Detection)
- Electronics: DAE4 Sn1650; Calibrated: 2023/9/13
- Phantom: Twin-SAM V5.0 (30deg probe tilt); Type:QD 000 P40 CD; Serial: 1842
- Measurement SW: DASY52, Version 52.10 (4); SEMCAD X Version 14.6.14 (7501)

Area Scan (71x151x1): Interpolated grid: dx=1.500 mm, dy=1.500 mm
Maximum value of SAR (interpolated) = 0.500 W/kg

Zoom Scan (5x5x7)/Cube 0: Measurement grid: dx=8mm, dy=8mm, dz=5mm
Reference Value = 16.94 V/m; Power Drift = -0.02 dB
Peak SAR (extrapolated) = 0.688 W/kg
SAR(1 g) = 0.440 W/kg; SAR(10 g) = 0.269 W/kg
Smallest distance from peaks to all points 3 dB below = 11.3 mm
Ratio of SAR at M2 to SAR at M1 = 65.8%
Maximum value of SAR (measured) = 0.518 W/kg

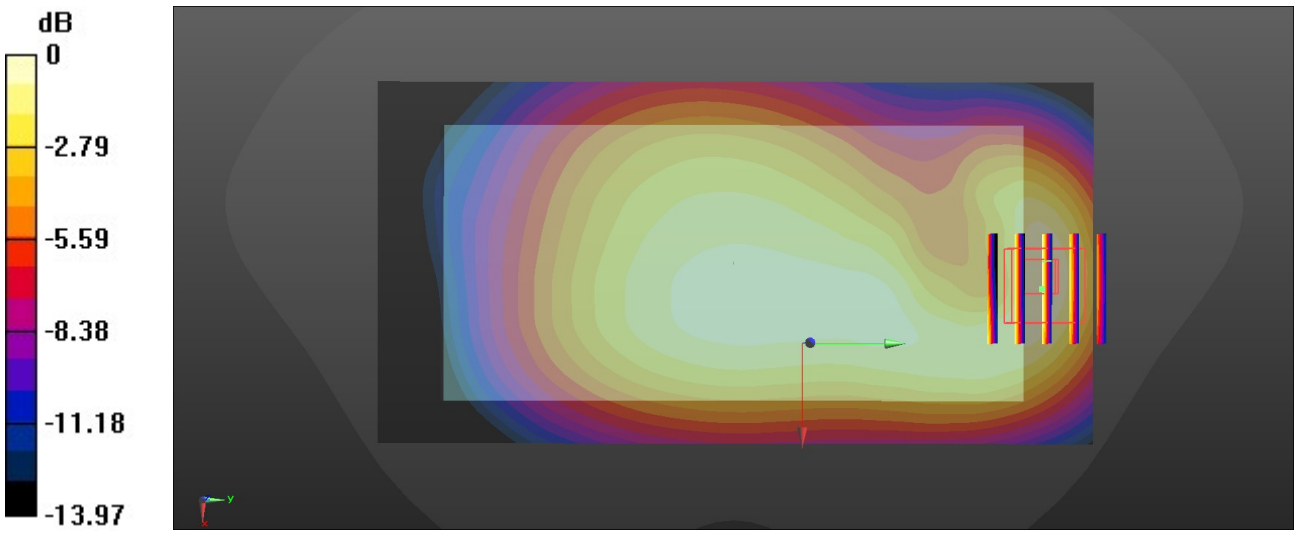

0 dB = 0.518 W/kg = -2.86 dBW/kg

Test Laboratory: Sporton International Inc. SAR/HAC Testing Lab Date: 2024/8/17

74_LTE Band 26_15M_QPSK_1RB_0Offset_Back_15mm_Ch26865

Communication System: UID 0, LTE-FDD (0); Frequency: 831.5 MHz;Duty Cycle: 1:1
Medium: HSL_835 Medium parameters used: f = 831.5 MHz; σ = 0.909 S/m; ε_r = 41.973; ρ = 1000 kg/m^3
Ambient Temperature：23.3 ℃; Liquid Temperature：22.6 ℃

DASY5 Configuration:
- Probe: EX3DV4 - SN3857; ConvF(9.29, 8.23, 9.75); Calibrated: 2024/1/22
- Sensor-Surface: 1.4mm (Mechanical Surface Detection)
- Electronics: DAE4 Sn1650; Calibrated: 2023/9/13
- Phantom: Twin-SAM V5.0 (30deg probe tilt); Type:QD 000 P40 CD; Serial: 1842
- Measurement SW: DASY52, Version 52.10 (4); SEMCAD X Version 14.6.14 (7501)

Area Scan (71x151x1): Interpolated grid: dx=1.500 mm, dy=1.500 mm
Maximum value of SAR (interpolated) = 0.404 W/kg

Zoom Scan (5x5x7)/Cube 0: Measurement grid: dx=8mm, dy=8mm, dz=5mm
Reference Value = 14.83 V/m; Power Drift = -0.05 dB
Peak SAR (extrapolated) = 0.578 W/kg
SAR(1 g) = 0.342 W/kg; SAR(10 g) = 0.205 W/kg
Smallest distance from peaks to all points 3 dB below = 12.2 mm
Ratio of SAR at M2 to SAR at M1 = 65.5%
Maximum value of SAR (measured) = 0.400 W/kg

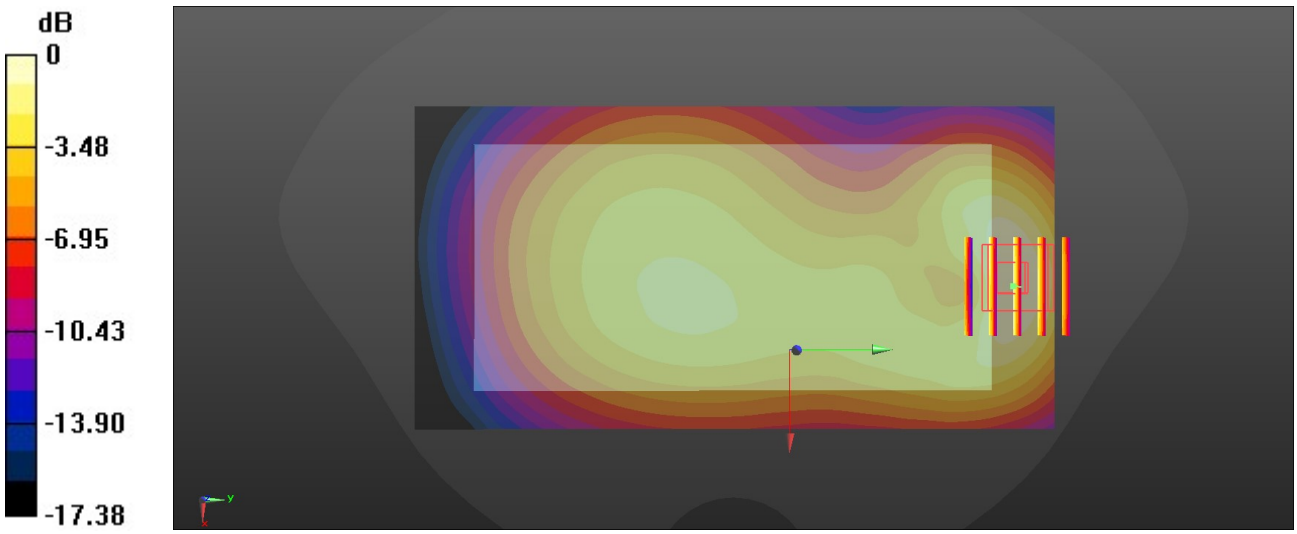

0 dB = 0.400 W/kg = -3.98 dBW/kg

Test Laboratory: Sporton International Inc. SAR/HAC Testing Lab Date: 2024/8/17

75_FR1 n26_20M_QPSK_50RB_28Offset_Back_15mm_Ch166300

Communication System: UID 0, 5G NR (0); Frequency: 831.5 MHz;Duty Cycle: 1:1
Medium: HSL_835 Medium parameters used: f = 831.5 MHz; σ = 0.909 S/m; ε_r = 41.973; ρ = 1000 kg/m^3
Ambient Temperature：23.3 ℃; Liquid Temperature：22.6 ℃

DASY5 Configuration:
- Probe: EX3DV4 - SN3857; ConvF(9.29, 8.23, 9.75); Calibrated: 2024/1/22
- Sensor-Surface: 1.4mm (Mechanical Surface Detection)
- Electronics: DAE4 Sn1650; Calibrated: 2023/9/13
- Phantom: Twin-SAM V5.0 (30deg probe tilt); Type:QD 000 P40 CD; Serial: 1842
- Measurement SW: DASY52, Version 52.10 (4); SEMCAD X Version 14.6.14 (7501)

Area Scan (71x141x1): Interpolated grid: dx=1.500 mm, dy=1.500 mm
Maximum value of SAR (interpolated) = 0.417 W/kg

Zoom Scan (5x5x7)/Cube 0: Measurement grid: dx=8mm, dy=8mm, dz=5mm
Reference Value = 16.29 V/m; Power Drift = -0.09 dB
Peak SAR (extrapolated) = 0.541 W/kg
SAR(1 g) = 0.350 W/kg; SAR(10 g) = 0.216 W/kg
Smallest distance from peaks to all points 3 dB below = 12.2 mm
Ratio of SAR at M2 to SAR at M1 = 65.9%
Maximum value of SAR (measured) = 0.411 W/kg

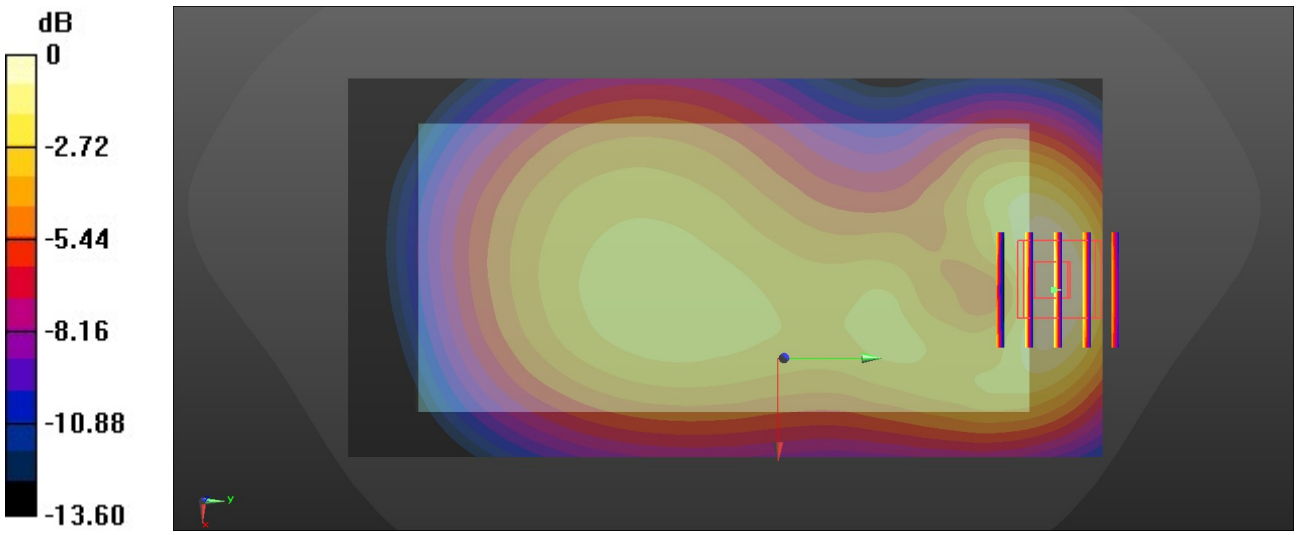

0 dB = 0.411 W/kg = -3.86 dBW/kg

Test Laboratory: Sporton International Inc. SAR/HAC Testing Lab Date: 2024/8/23

76_RFID_Front_15mm

Communication System: UID 0, RFID (0); Frequency: 914.75 MHz;Duty Cycle: 1:0.345
Medium: HSL_900 Medium parameters used: f = 915 MHz; σ = 0.933 S/m; ε_r = 41.939; ρ = 1000 kg/m^3
Ambient Temperature：23.3 °C; Liquid Temperature：22.7 °C

DASY5 Configuration:
- Probe: EX3DV4 - SN3857; ConvF(9.29, 8.23, 9.75); Calibrated: 2024/1/22
- Sensor-Surface: 1.4mm (Mechanical Surface Detection)
- Electronics: DAE4 Sn1650; Calibrated: 2023/9/13
- Phantom: Twin-SAM V5.0 (30deg probe tilt); Type:QD 000 P40 CD; Serial: 1842
- Measurement SW: DASY52, Version 52.10 (4); SEMCAD X Version 14.6.14 (7501)

Area Scan (81x141x1): Interpolated grid: dx=1.500 mm, dy=1.500 mm
Maximum value of SAR (interpolated) = 0.378 W/kg

Zoom Scan (5x5x7)/Cube 0: Measurement grid: dx=8mm, dy=8mm, dz=5mm
Reference Value = 11.83 V/m; Power Drift = 0.01 dB
Peak SAR (extrapolated) = 0.524 W/kg
SAR(1 g) = 0.328 W/kg; SAR(10 g) = 0.199 W/kg
Smallest distance from peaks to all points 3 dB below = 12.9 mm
Ratio of SAR at M2 to SAR at M1 = 65.2%
Maximum value of SAR (measured) = 0.381 W/kg

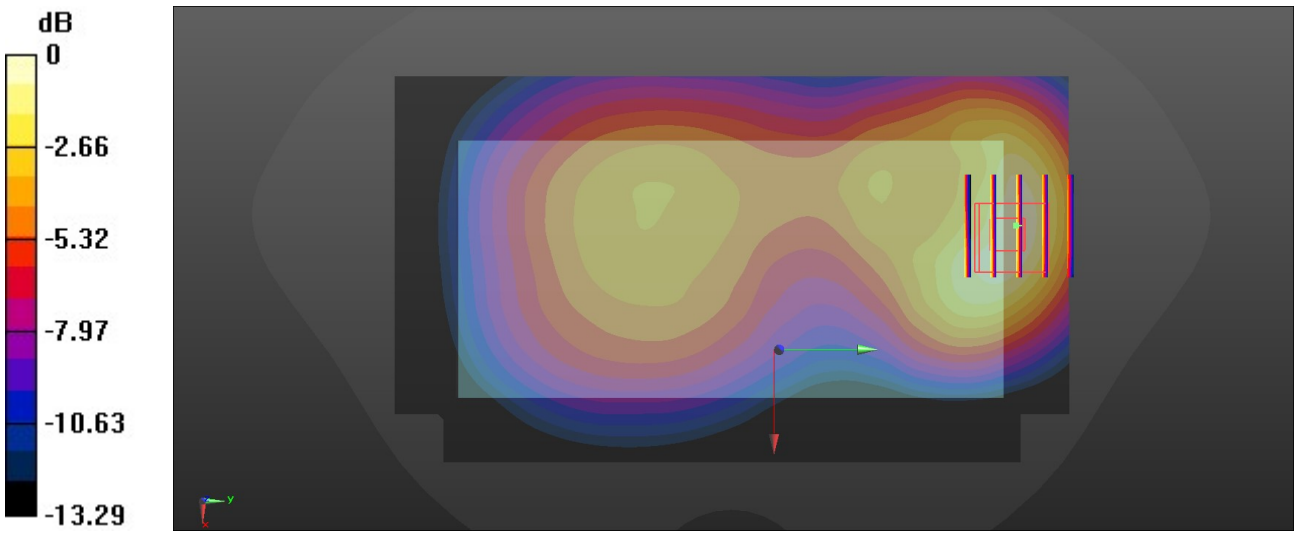

0 dB = 0.381 W/kg = -4.19 dBW/kg

Test Laboratory: Sporton International Inc. SAR/HAC Testing Lab Date: 2024/7/14

77_WCDMA IV_RMC 12.2Kbps_Back_15mm_Ch1413

Communication System: UID 0, WCDMA (0); Frequency: 1732.6 MHz;Duty Cycle: 1:1
Medium: HSL_1750 Medium parameters used: f = 1732.6 MHz; σ = 1.301 S/m; ε_r = 40.299; ρ = 1000 kg/m^3
Ambient Temperature：23.2 ℃; Liquid Temperature：22.5 ℃

DASY5 Configuration:
- Probe: EX3DV4 - SN3857; ConvF(7.78, 7.1, 7.9); Calibrated: 2024/1/22
- Sensor-Surface: 1.4mm (Mechanical Surface Detection)
- Electronics: DAE4 Sn1650; Calibrated: 2023/9/13
- Phantom: Twin-SAM V5.0 (30deg probe tilt); Type:QD 000 P40 CD; Serial: 1842
- Measurement SW: DASY52, Version 52.10 (4); SEMCAD X Version 14.6.14 (7501)

Area Scan (71x141x1): Interpolated grid: dx=1.500 mm, dy=1.500 mm
Maximum value of SAR (interpolated) = 0.640 W/kg

Zoom Scan (5x5x7)/Cube 0: Measurement grid: dx=8mm, dy=8mm, dz=5mm
Reference Value = 10.16 V/m; Power Drift = -0.05 dB
Peak SAR (extrapolated) = 0.875 W/kg
SAR(1 g) = 0.434 W/kg; SAR(10 g) = 0.267 W/kg
Smallest distance from peaks to all points 3 dB below = 14.8 mm
Ratio of SAR at M2 to SAR at M1 = 63.3%
Maximum value of SAR (measured) = 0.657 W/kg

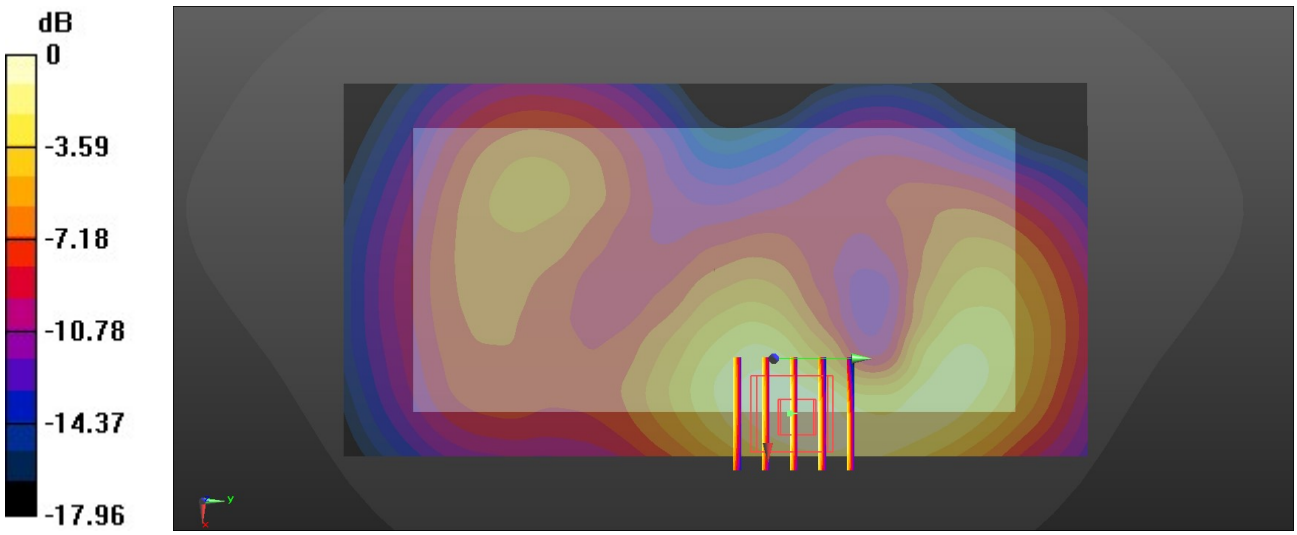

0 dB = 0.657 W/kg = -1.82 dBW/kg

Test Laboratory: Sporton International Inc. SAR/HAC Testing Lab Date: 2024/7/14

78_LTE Band 66_20M_QPSK_1RB_0Offset_Back_15mm_Ch132322

Communication System: UID 0, LTE-FDD (0); Frequency: 1745 MHz;Duty Cycle: 1:1
Medium: HSL_1750 Medium parameters used: f = 1745 MHz; σ = 1.311 S/m; ε_r = 40.238; ρ = 1000 kg/m^3
Ambient Temperature：23.2 ℃; Liquid Temperature：22.5 ℃

DASY5 Configuration:
- Probe: EX3DV4 - SN3857; ConvF(7.78, 7.1, 7.9); Calibrated: 2024/1/22
- Sensor-Surface: 1.4mm (Mechanical Surface Detection)
- Electronics: DAE4 Sn1650; Calibrated: 2023/9/13
- Phantom: Twin-SAM V5.0 (30deg probe tilt); Type:QD 000 P40 CD; Serial: 1842
- Measurement SW: DASY52, Version 52.10 (4); SEMCAD X Version 14.6.14 (7501)

Area Scan (91x171x1): Interpolated grid: dx=1.200 mm, dy=1.200 mm
Maximum value of SAR (interpolated) = 0.728 W/kg

Zoom Scan (8x7x7)/Cube 0: Measurement grid: dx=5mm, dy=5mm, dz=5mm
Reference Value = 8.199 V/m; Power Drift = -0.02 dB
Peak SAR (extrapolated) = 1.04 W/kg
SAR(1 g) = 0.434 W/kg; SAR(10 g) = 0.268 W/kg
Smallest distance from peaks to all points 3 dB below = 12 mm
Ratio of SAR at M2 to SAR at M1 = 61%
Maximum value of SAR (measured) = 0.761 W/kg

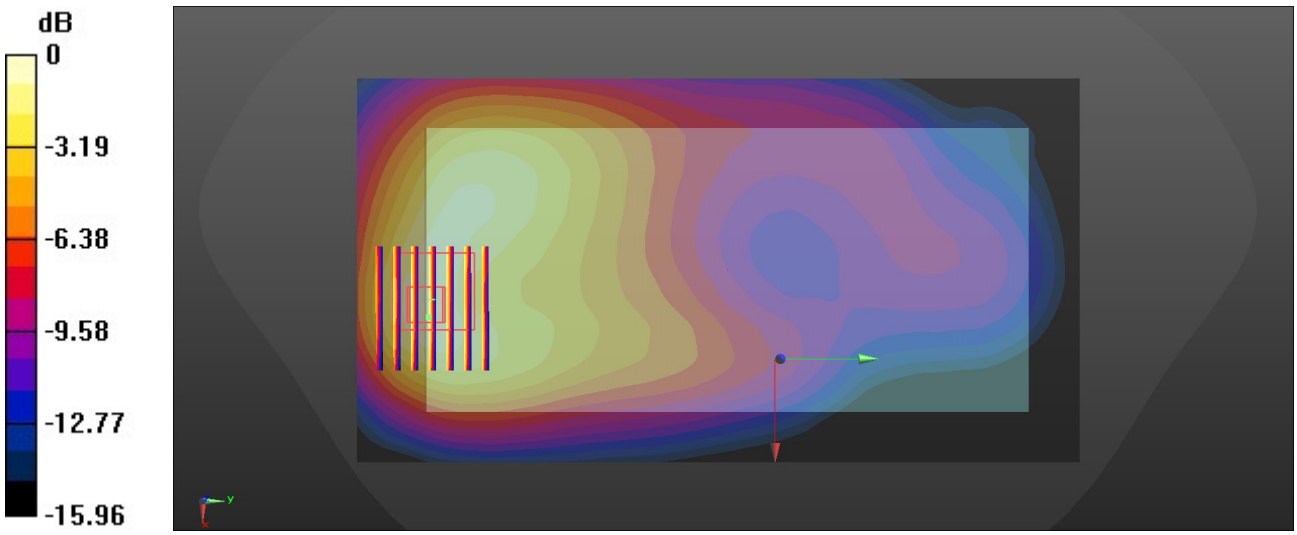

0 dB = 0.761 W/kg = -1.19 dBW/kg

Test Laboratory: Sporton International Inc. SAR/HAC Testing Lab Date: 2024/7/14

79_FR1 n66_40M_QPSK_108RB_54Offset_Back_15mm_Ch349000

Communication System: UID 0, 5G NR (0); Frequency: 1745 MHz;Duty Cycle: 1:1
Medium: HSL_1750 Medium parameters used: f = 1745 MHz; σ = 1.311 S/m; ε_r = 40.238; ρ = 1000 kg/m^3
Ambient Temperature：23.2 ℃; Liquid Temperature：22.5 ℃

DASY5 Configuration:
- Probe: EX3DV4 - SN3857; ConvF(7.78, 7.1, 7.9); Calibrated: 2024/1/22
- Sensor-Surface: 1.4mm (Mechanical Surface Detection)
- Electronics: DAE4 Sn1650; Calibrated: 2023/9/13
- Phantom: Twin-SAM V5.0 (30deg probe tilt); Type:QD 000 P40 CD; Serial: 1842
- Measurement SW: DASY52, Version 52.10 (4); SEMCAD X Version 14.6.14 (7501)

Area Scan (71x141x1): Interpolated grid: dx=1.500 mm, dy=1.500 mm
Maximum value of SAR (interpolated) = 0.681 W/kg

Zoom Scan (5x5x7)/Cube 0: Measurement grid: dx=8mm, dy=8mm, dz=5mm
Reference Value = 12.53 V/m; Power Drift = -0.06 dB
Peak SAR (extrapolated) = 0.896 W/kg
SAR(1 g) = 0.442 W/kg; SAR(10 g) = 0.310 W/kg
Smallest distance from peaks to all points 3 dB below = 13.6 mm
Ratio of SAR at M2 to SAR at M1 = 62.8%
Maximum value of SAR (measured) = 0.669 W/kg

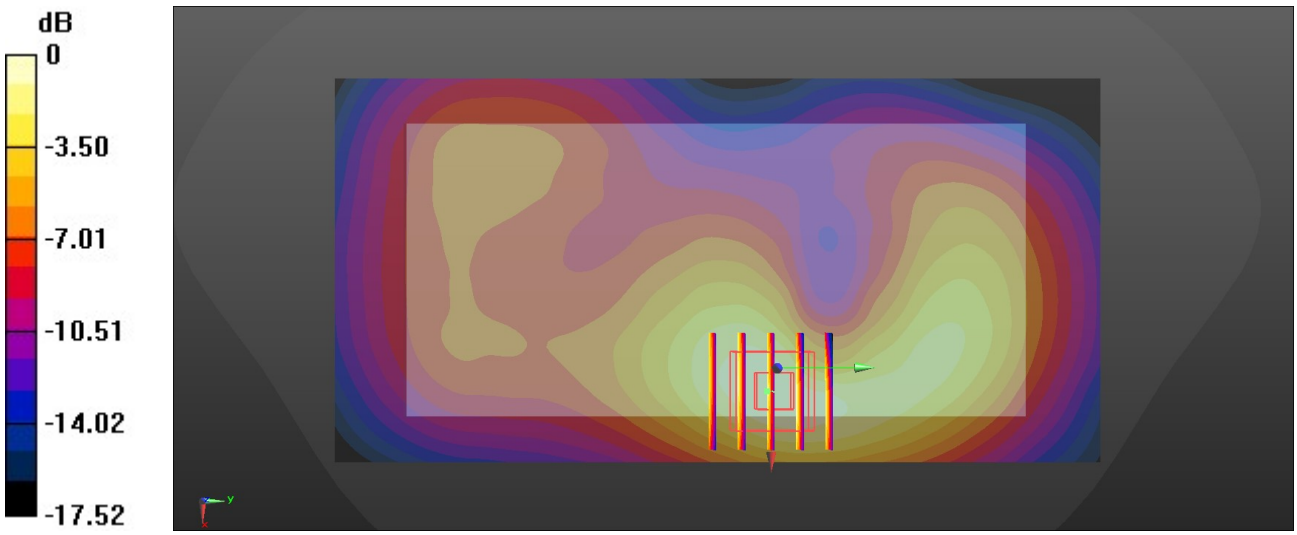

0 dB = 0.669 W/kg = -1.75 dBW/kg

Test Laboratory: Sporton International Inc. SAR/HAC Testing Lab Date: 2024/7/15

80_WCDMA II_RMC 12.2Kbps_Back_15mm_Ch9400

Communication System: UID 0, WCDMA (0); Frequency: 1880 MHz;Duty Cycle: 1:1
Medium: HSL_1900 Medium parameters used: f = 1880 MHz; σ = 1.406 S/m; ε_r = 40.168; ρ = 1000 kg/m^3
Ambient Temperature：23.4 ℃; Liquid Temperature：22.8 ℃

DASY5 Configuration:
- Probe: EX3DV4 - SN3857; ConvF(7.93, 7.26, 8.03); Calibrated: 2024/1/22
- Sensor-Surface: 1.4mm (Mechanical Surface Detection)
- Electronics: DAE4 Sn1650; Calibrated: 2023/9/13
- Phantom: Twin-SAM V5.0 (30deg probe tilt); Type:QD 000 P40 CD; Serial: 1842
- Measurement SW: DASY52, Version 52.10 (4); SEMCAD X Version 14.6.14 (7501)

Area Scan (71x141x1): Interpolated grid: dx=1.500 mm, dy=1.500 mm
Maximum value of SAR (interpolated) = 0.469 W/kg

Zoom Scan (5x5x7)/Cube 0: Measurement grid: dx=8mm, dy=8mm, dz=5mm
Reference Value = 11.86 V/m; Power Drift = -0.05 dB
Peak SAR (extrapolated) = 0.648 W/kg
SAR(1 g) = 0.389 W/kg; SAR(10 g) = 0.224 W/kg
Smallest distance from peaks to all points 3 dB below = 12.9 mm
Ratio of SAR at M2 to SAR at M1 = 60.7%
Maximum value of SAR (measured) = 0.476 W/kg

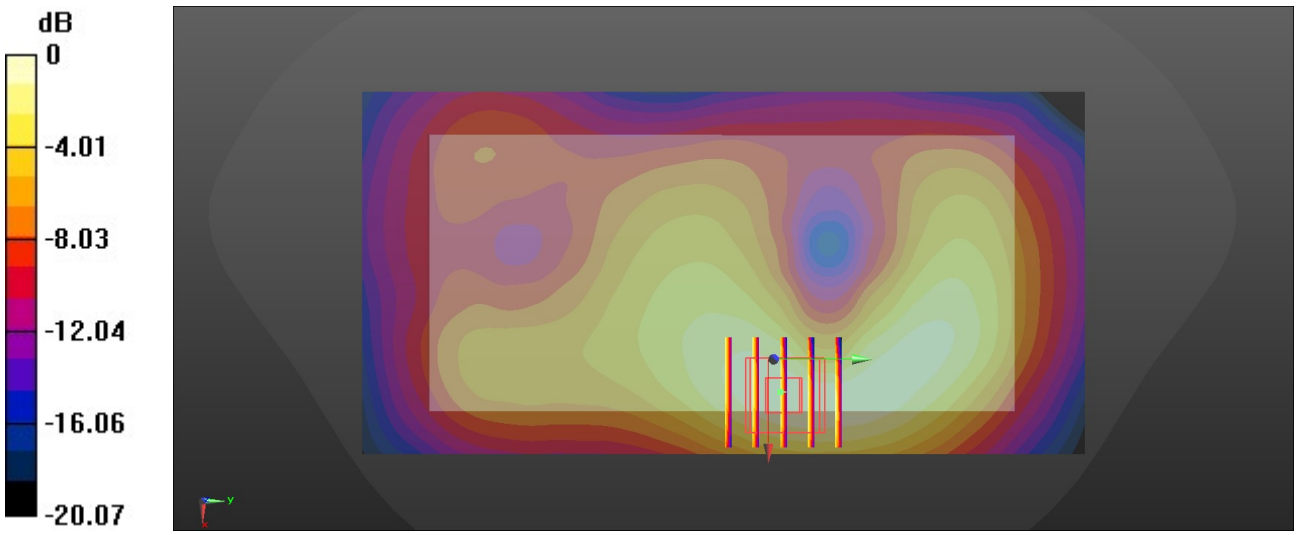

0 dB = 0.476 W/kg = -3.22 dBW/kg

Test Laboratory: Sporton International Inc. SAR/HAC Testing Lab Date: 2024/7/15

81_LTE Band 2_20M_QPSK_1RB_0Offset_Back_15mm_Ch18900

Communication System: UID 0, LTE-FDD (0); Frequency: 1880 MHz;Duty Cycle: 1:1
Medium: HSL_1900 Medium parameters used: f = 1880 MHz; σ = 1.406 S/m; ε_r = 40.168; ρ = 1000 kg/m^3
Ambient Temperature：23.4 ℃; Liquid Temperature：22.8 ℃

DASY5 Configuration:
- Probe: EX3DV4 - SN3857; ConvF(7.93, 7.26, 8.03); Calibrated: 2024/1/22
- Sensor-Surface: 1.4mm (Mechanical Surface Detection)
- Electronics: DAE4 Sn1650; Calibrated: 2023/9/13
- Phantom: Twin-SAM V5.0 (30deg probe tilt); Type:QD 000 P40 CD; Serial: 1842
- Measurement SW: DASY52, Version 52.10 (4); SEMCAD X Version 14.6.14 (7501)

Area Scan (91x171x1): Interpolated grid: dx=1.200 mm, dy=1.200 mm
Maximum value of SAR (interpolated) = 0.453 W/kg

Zoom Scan (7x7x7)/Cube 0: Measurement grid: dx=5mm, dy=5mm, dz=5mm
Reference Value = 11.03 V/m; Power Drift = -0.07 dB
Peak SAR (extrapolated) = 0.632 W/kg
SAR(1 g) = 0.476 W/kg; SAR(10 g) = 0.222 W/kg
Smallest distance from peaks to all points 3 dB below = 12.8 mm
Ratio of SAR at M2 to SAR at M1 = 60.9%
Maximum value of SAR (measured) = 0.463 W/kg

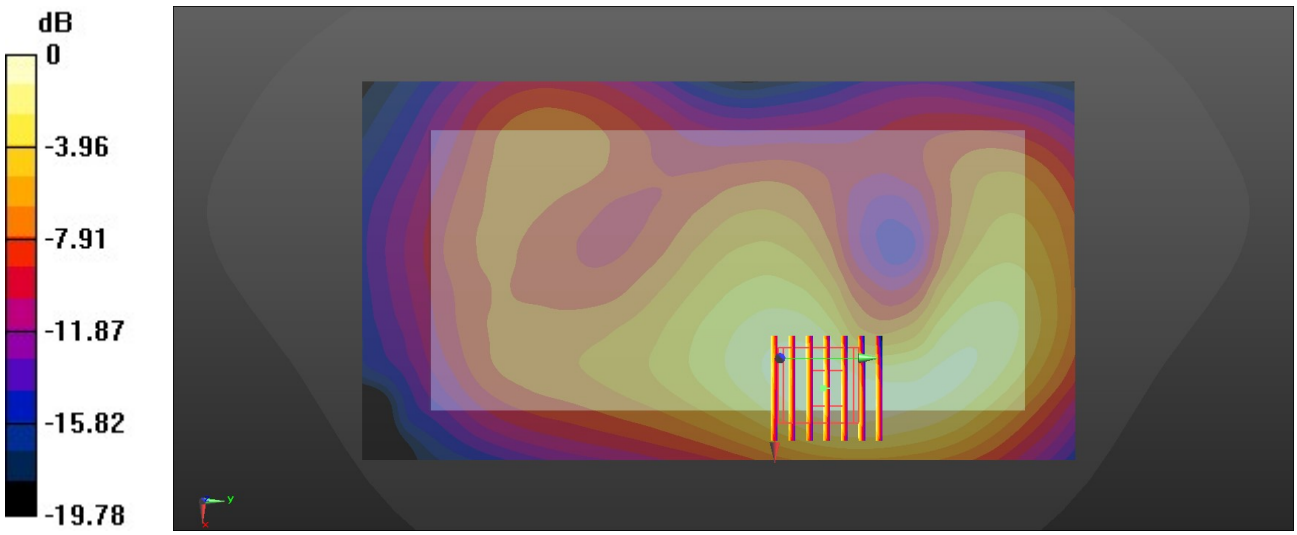

0 dB = 0.463 W/kg = -3.34 dBW/kg

Test Laboratory: Sporton International Inc. SAR/HAC Testing Lab Date: 2024/7/15

82_LTE Band 25_20M_QPSK_1RB_0Offset_Back_15mm_Ch26340

Communication System: UID 0, LTE-FDD (0); Frequency: 1880 MHz;Duty Cycle: 1:1
Medium: HSL_1900 Medium parameters used: f = 1880 MHz; σ = 1.406 S/m; ε_r = 40.168; ρ = 1000 kg/m^3
Ambient Temperature：23.4 ℃; Liquid Temperature：22.8 ℃

DASY5 Configuration:
- Probe: EX3DV4 - SN3857; ConvF(7.93, 7.26, 8.03); Calibrated: 2024/1/22
- Sensor-Surface: 1.4mm (Mechanical Surface Detection)
- Electronics: DAE4 Sn1650; Calibrated: 2023/9/13
- Phantom: Twin-SAM V5.0 (30deg probe tilt); Type:QD 000 P40 CD; Serial: 1842
- Measurement SW: DASY52, Version 52.10 (4); SEMCAD X Version 14.6.14 (7501)

Area Scan (91x171x1): Interpolated grid: dx=1.200 mm, dy=1.200 mm
Maximum value of SAR (interpolated) = 0.453 W/kg

Zoom Scan (7x7x7)/Cube 0: Measurement grid: dx=5mm, dy=5mm, dz=5mm
Reference Value = 11.01 V/m; Power Drift = -0.02 dB
Peak SAR (extrapolated) = 0.619 W/kg
SAR(1 g) = 0.375 W/kg; SAR(10 g) = 0.219 W/kg
Smallest distance from peaks to all points 3 dB below = 12.8 mm
Ratio of SAR at M2 to SAR at M1 = 61.1%
Maximum value of SAR (measured) = 0.455 W/kg

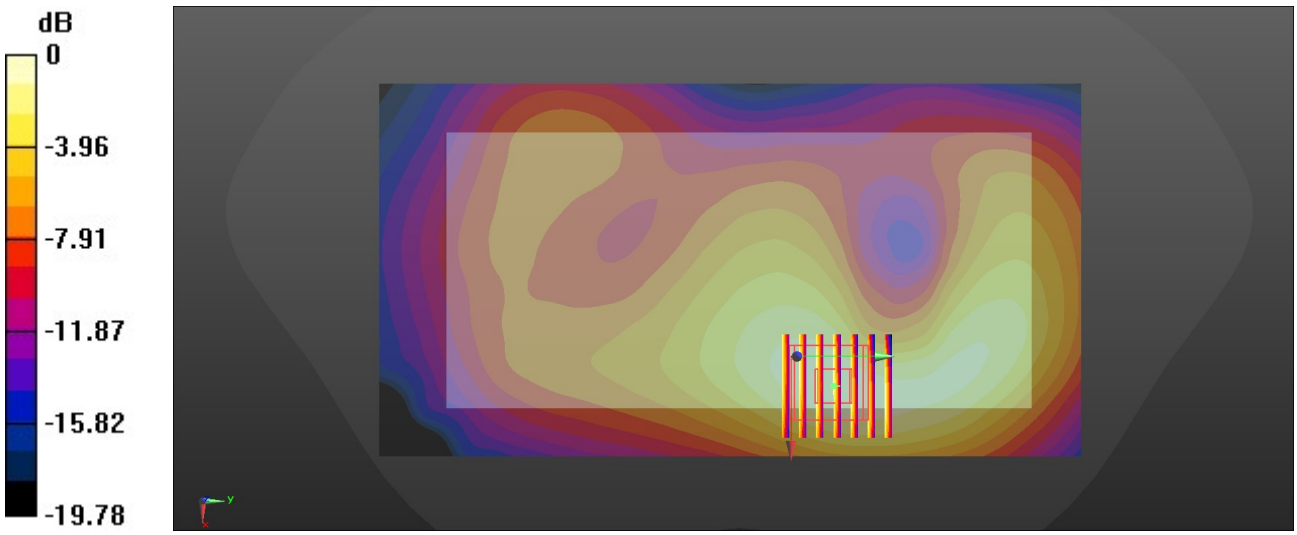

0 dB = 0.455 W/kg = -3.42 dBW/kg

Test Laboratory: Sporton International Inc. SAR/HAC Testing Lab Date: 2024/7/15

83_FR1 n25_40M_QPSK_1RB_1Offset_Back_15mm_Ch376500

Communication System: UID 0, 5G NR (0); Frequency: 1882.5 MHz;Duty Cycle: 1:1
Medium: HSL_1900 Medium parameters used: f = 1882.5 MHz; σ = 1.407 S/m; ε_r = 40.181; ρ = 1000 kg/m^3
Ambient Temperature：23.4 ℃; Liquid Temperature：22.5 ℃

DASY5 Configuration:
- Probe: EX3DV4 - SN3857; ConvF(7.93, 7.26, 8.03); Calibrated: 2024/1/22
- Sensor-Surface: 1.4mm (Mechanical Surface Detection)
- Electronics: DAE4 Sn1650; Calibrated: 2023/9/13
- Phantom: Twin-SAM V5.0 (30deg probe tilt); Type:QD 000 P40 CD; Serial: 1842
- Measurement SW: DASY52, Version 52.10 (4); SEMCAD X Version 14.6.14 (7501)

Area Scan (71x141x1): Interpolated grid: dx=1.500 mm, dy=1.500 mm
Maximum value of SAR (interpolated) = 0.543 W/kg

Zoom Scan (5x5x7)/Cube 0: Measurement grid: dx=8mm, dy=8mm, dz=5mm
Reference Value = 9.529 V/m; Power Drift = 0.03 dB
Peak SAR (extrapolated) = 0.727 W/kg
SAR(1 g) = 0.365 W/kg; SAR(10 g) = 0.287 W/kg
Smallest distance from peaks to all points 3 dB below = 15.8 mm
Ratio of SAR at M2 to SAR at M1 = 62.9%
Maximum value of SAR (measured) = 0.545 W/kg

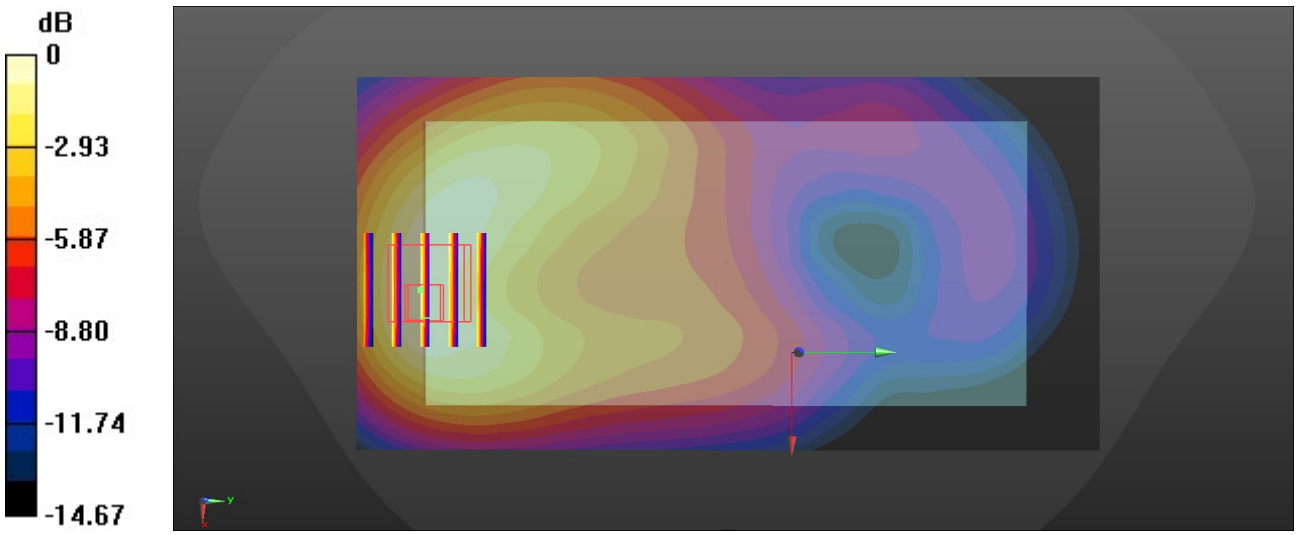

0 dB = 0.545 W/kg = -2.64 dBW/kg

Test Laboratory: Sporton International Inc. SAR/HAC Testing Lab Date: 2024/7/16

84_LTE Band 30_10M_QPSK_1RB_0Offset_Back_15mm_Ch27710

Communication System: UID 0, LTE-FDD (0); Frequency: 2310 MHz;Duty Cycle: 1:1
Medium: HSL_2300 Medium parameters used: f = 2310 MHz; σ = 1.651 S/m; ε_r = 39.636; ρ = 1000 kg/m^3
Ambient Temperature：23.4 ℃; Liquid Temperature：22.9 ℃

DASY5 Configuration:
- Probe: EX3DV4 - SN3857; ConvF(7.77, 7.09, 7.82); Calibrated: 2024/1/22
- Sensor-Surface: 1.4mm (Mechanical Surface Detection)
- Electronics: DAE4 Sn1650; Calibrated: 2023/9/13
- Phantom: Twin-SAM V5.0 (30deg probe tilt); Type:QD 000 P40 CD; Serial: 1842
- Measurement SW: DASY52, Version 52.10 (4); SEMCAD X Version 14.6.14 (7501)

Area Scan (91x171x1): Interpolated grid: dx=1.200 mm, dy=1.200 mm
Maximum value of SAR (interpolated) = 0.287 W/kg

Zoom Scan (7x7x7)/Cube 0: Measurement grid: dx=5mm, dy=5mm, dz=5mm
Reference Value = 6.587 V/m; Power Drift = -0.14 dB
Peak SAR (extrapolated) = 0.414 W/kg
SAR(1 g) = 0.210 W/kg; SAR(10 g) = 0.119 W/kg
Smallest distance from peaks to all points 3 dB below = 14 mm
Ratio of SAR at M2 to SAR at M1 = 57.4%
Maximum value of SAR (measured) = 0.291 W/kg

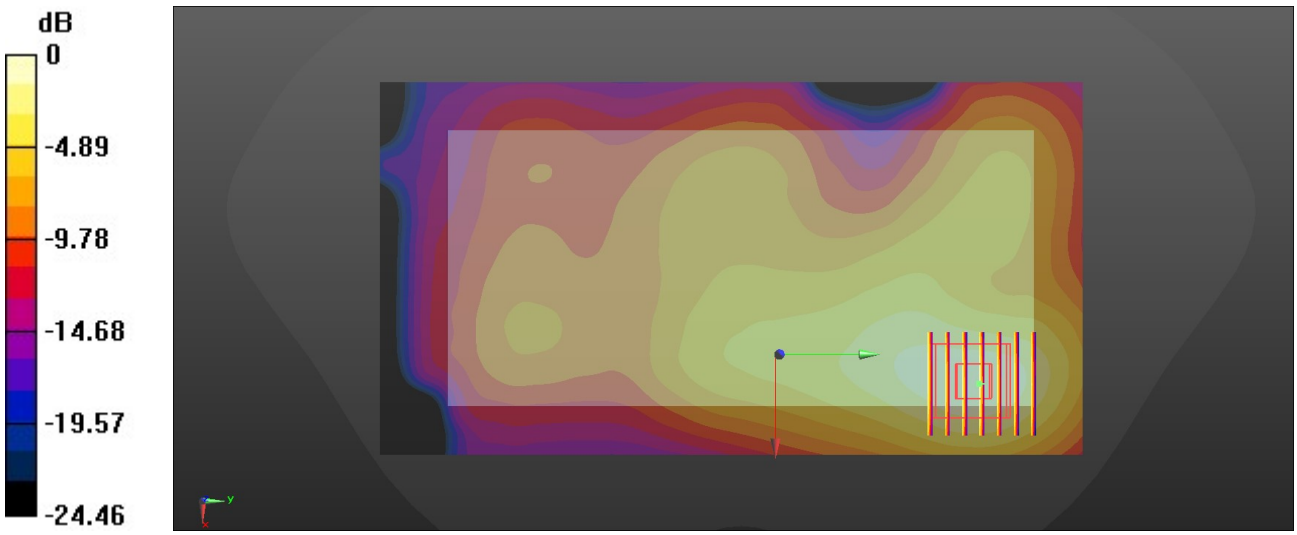

0 dB = 0.291 W/kg = -5.36 dBW/kg

Test Laboratory: Sporton International Inc. SAR/HAC Testing Lab Date: 2024/7/16

85_FR1 n30_10M_QPSK_1RB_1Offset_Front_15mm_Ch462000

Communication System: UID 0, 5G NR (0); Frequency: 2310 MHz;Duty Cycle: 1:1
Medium: HSL_2300 Medium parameters used: f = 2310 MHz; σ = 1.651 S/m; ε_r = 39.636; ρ = 1000 kg/m^3
Ambient Temperature：23.4 ℃; Liquid Temperature：22.9 ℃

DASY5 Configuration:
- Probe: EX3DV4 - SN3857; ConvF(7.77, 7.09, 7.82); Calibrated: 2024/1/22
- Sensor-Surface: 1.4mm (Mechanical Surface Detection)
- Electronics: DAE4 Sn1650; Calibrated: 2023/9/13
- Phantom: Twin-SAM V5.0 (30deg probe tilt); Type:QD 000 P40 CD; Serial: 1842
- Measurement SW: DASY52, Version 52.10 (4); SEMCAD X Version 14.6.14 (7501)

Area Scan (111x171x1): Interpolated grid: dx=1.200 mm, dy=1.200 mm
Maximum value of SAR (interpolated) = 0.298 W/kg

Zoom Scan (7x7x7)/Cube 0: Measurement grid: dx=5mm, dy=5mm, dz=5mm
Reference Value = 5.179 V/m; Power Drift = 0.09 dB
Peak SAR (extrapolated) = 0.525 W/kg
SAR(1 g) = 0.195 W/kg; SAR(10 g) = 0.110 W/kg
Smallest distance from peaks to all points 3 dB below = 9.6 mm
Ratio of SAR at M2 to SAR at M1 = 56.6%
Maximum value of SAR (measured) = 0.364 W/kg

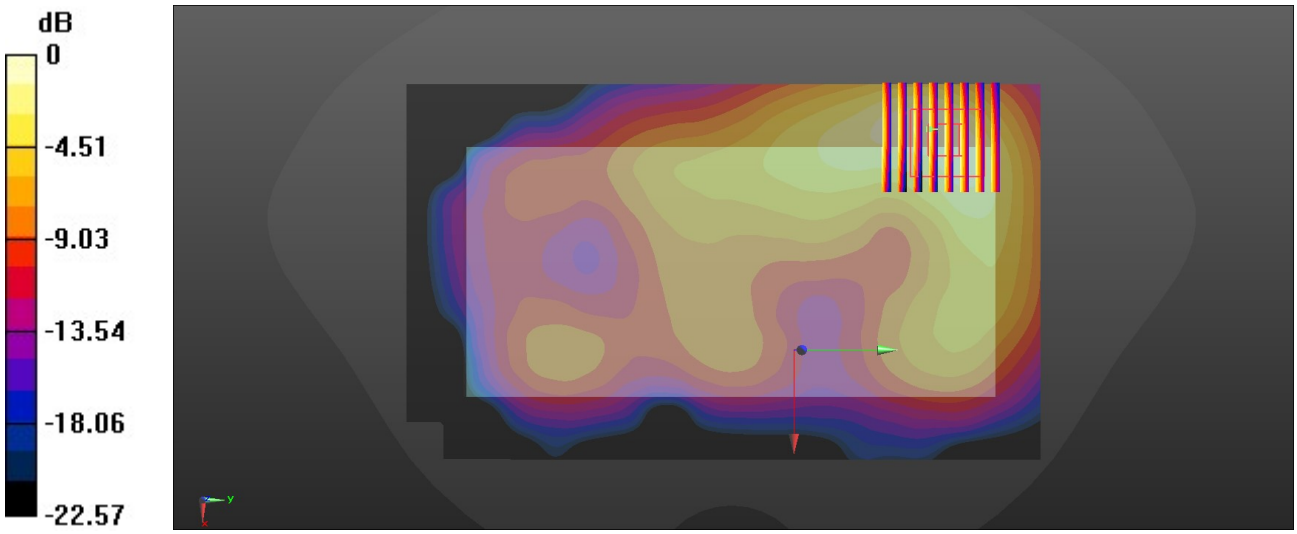

0 dB = 0.364 W/kg = -4.39 dBW/kg

Test Laboratory: Sporton International Inc. SAR/HAC Testing Lab Date: 2024/7/17

86_LTE Band 7_20M_QPSK_1RB_0Offset_Back_15mm_Ch20850

Communication System: UID 0, LTE-FDD (0); Frequency: 2510 MHz;Duty Cycle: 1:1
Medium: HSL_2600 Medium parameters used: f = 2510 MHz; σ = 1.946 S/m; ε_r = 40.507; ρ = 1000 kg/m^3
Ambient Temperature：23.3 °C; Liquid Temperature：22.8 °C

DASY5 Configuration:
- Probe: EX3DV4 - SN3857; ConvF(7.36, 6.7, 7.41); Calibrated: 2024/1/22
- Sensor-Surface: 1.4mm (Mechanical Surface Detection)
- Electronics: DAE4 Sn1650; Calibrated: 2023/9/13
- Phantom: Twin-SAM V5.0 (30deg probe tilt); Type:QD 000 P40 CD; Serial: 1842
- Measurement SW: DASY52, Version 52.10 (4); SEMCAD X Version 14.6.14 (7501)

Area Scan (91x171x1): Interpolated grid: dx=1.200 mm, dy=1.200 mm
Maximum value of SAR (interpolated) = 0.669 W/kg

Zoom Scan (7x7x7)/Cube 0: Measurement grid: dx=5mm, dy=5mm, dz=5mm
Reference Value = 5.083 V/m; Power Drift = -0.05 dB
Peak SAR (extrapolated) = 0.941 W/kg
SAR(1 g) = 0.535 W/kg; SAR(10 g) = 0.293 W/kg
Smallest distance from peaks to all points 3 dB below = 15 mm
Ratio of SAR at M2 to SAR at M1 = 57%
Maximum value of SAR (measured) = 0.656 W/kg

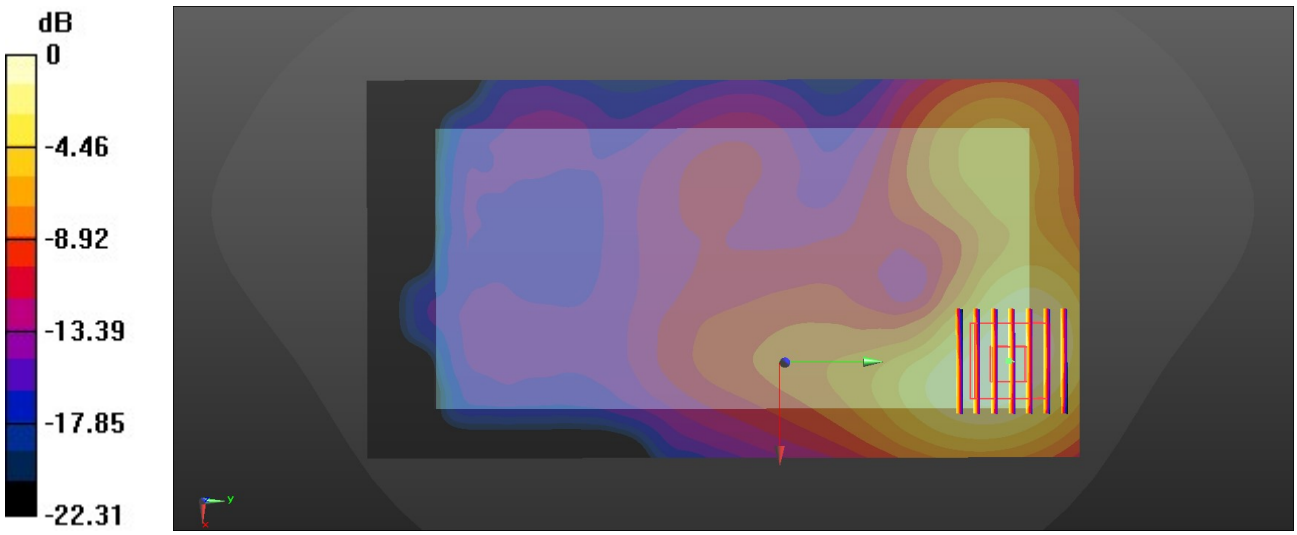

0 dB = 0.656 W/kg = -1.83 dBW/kg

Test Laboratory: Sporton International Inc. SAR/HAC Testing Lab Date: 2024/7/17

87_LTE Band 41_20M_QPSK_1RB_0Offset_Back_15mm_Ch40620

Communication System: UID 0, LTE-TDD (0); Frequency: 2593 MHz;Duty Cycle: 1:1.59
Medium: HSL_2600 Medium parameters used: f = 2593 MHz; σ = 2.032 S/m; ε_r = 40.339; ρ = 1000 kg/m^3
Ambient Temperature：23.3 ℃; Liquid Temperature：22.8 ℃

DASY5 Configuration:
- Probe: EX3DV4 - SN3857; ConvF(7.36, 6.7, 7.41); Calibrated: 2024/1/22
- Sensor-Surface: 1.4mm (Mechanical Surface Detection)
- Electronics: DAE4 Sn1650; Calibrated: 2023/9/13
- Phantom: Twin-SAM V5.0 (30deg probe tilt); Type:QD 000 P40 CD; Serial: 1842
- Measurement SW: DASY52, Version 52.10 (4); SEMCAD X Version 14.6.14 (7501)

Area Scan (91x171x1): Interpolated grid: dx=1.200 mm, dy=1.200 mm
Maximum value of SAR (interpolated) = 0.396 W/kg

Zoom Scan (7x7x7)/Cube 0: Measurement grid: dx=5mm, dy=5mm, dz=5mm
Reference Value = 6.621 V/m; Power Drift = -0.06 dB
Peak SAR (extrapolated) = 0.548 W/kg
SAR(1 g) = 0.313 W/kg; SAR(10 g) = 0.170 W/kg
Smallest distance from peaks to all points 3 dB below = 15 mm
Ratio of SAR at M2 to SAR at M1 = 54.1%
Maximum value of SAR (measured) = 0.379 W/kg

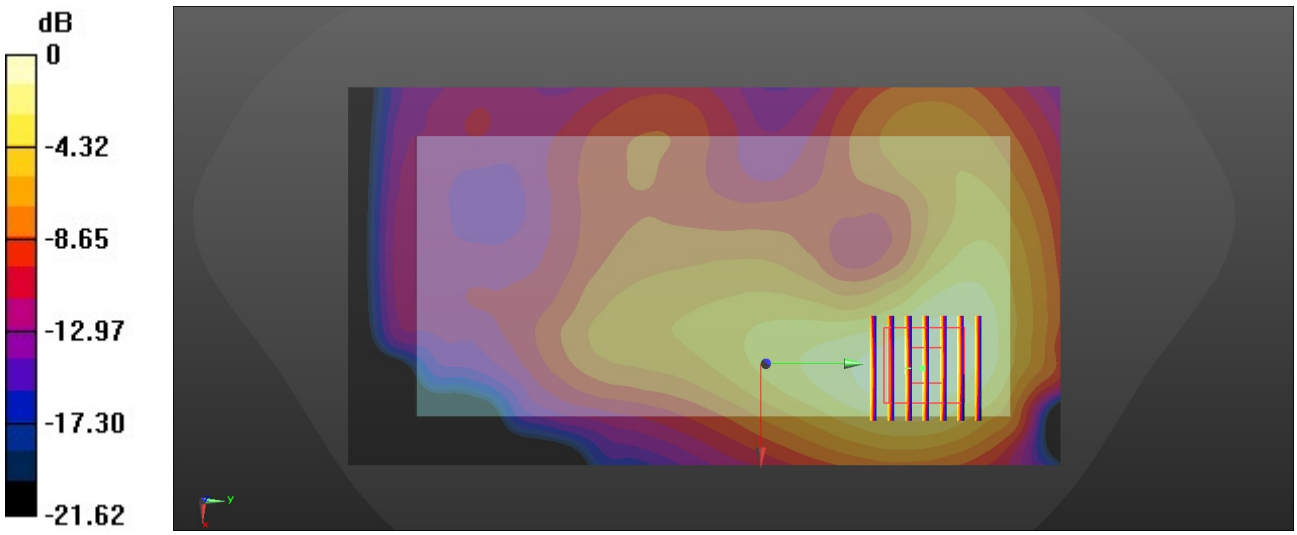

0 dB = 0.379 W/kg = -4.21 dBW/kg

Test Laboratory: Sporton International Inc. SAR/HAC Testing Lab Date: 2024/7/17

88_FR1 n7_40M_QPSK_1RB_1Offset_Back_15mm_Ch507000

Communication System: UID 0, 5G NR (0); Frequency: 2535 MHz;Duty Cycle: 1:1
Medium: HSL_2600 Medium parameters used: f = 2535 MHz; σ = 1.954 S/m; ε_r = 40.37; ρ = 1000 kg/m^3
Ambient Temperature：23.3 ℃; Liquid Temperature：22.8 ℃

DASY5 Configuration:
- Probe: EX3DV4 - SN3857; ConvF(7.36, 6.7, 7.41); Calibrated: 2024/1/22
- Sensor-Surface: 1.4mm (Mechanical Surface Detection)
- Electronics: DAE4 Sn1650; Calibrated: 2023/9/13
- Phantom: Twin-SAM V5.0 (30deg probe tilt); Type:QD 000 P40 CD; Serial: 1842
- Measurement SW: DASY52, Version 52.10 (4); SEMCAD X Version 14.6.14 (7501)

Area Scan (91x171x1): Interpolated grid: dx=1.200 mm, dy=1.200 mm
Maximum value of SAR (interpolated) = 0.565 W/kg

Zoom Scan (7x7x7)/Cube 0: Measurement grid: dx=5mm, dy=5mm, dz=5mm
Reference Value = 6.233 V/m; Power Drift = -0.05 dB
Peak SAR (extrapolated) = 0.813 W/kg
SAR(1 g) = 0.461 W/kg; SAR(10 g) = 0.256 W/kg
Smallest distance from peaks to all points 3 dB below = 15.6 mm
Ratio of SAR at M2 to SAR at M1 = 56.5%
Maximum value of SAR (measured) = 0.566 W/kg

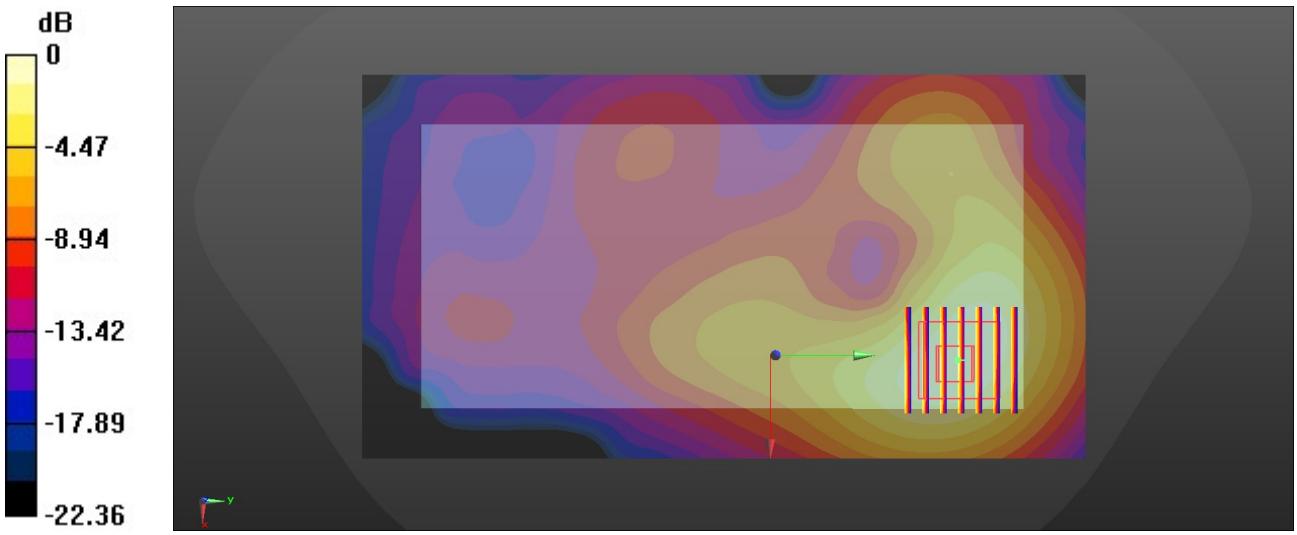

0 dB = 0.566 W/kg = -2.47 dBW/kg

Test Laboratory: Sporton International Inc. SAR/HAC Testing Lab Date: 2024/7/17

89_FR1 n41_100M_QPSK_1RB_1Offset_Back_15mm_Ch518598

Communication System: UID 0, 5G NR (0); Frequency: 2592.99 MHz;Duty Cycle: 1:1
Medium: HSL_2600 Medium parameters used: f = 2592.99 MHz; σ = 2.032 S/m; ε_r = 40.339; ρ = 1000 kg/m^3
Ambient Temperature：23.3 ℃; Liquid Temperature：22.8 ℃

DASY5 Configuration:
- Probe: EX3DV4 - SN3857; ConvF(7.36, 6.7, 7.41); Calibrated: 2024/1/22
- Sensor-Surface: 1.4mm (Mechanical Surface Detection)
- Electronics: DAE4 Sn1650; Calibrated: 2023/9/13
- Phantom: Twin-SAM V5.0 (30deg probe tilt); Type:QD 000 P40 CD; Serial: 1842
- Measurement SW: DASY52, Version 52.10 (4); SEMCAD X Version 14.6.14 (7501)

Area Scan (91x171x1): Interpolated grid: dx=1.200 mm, dy=1.200 mm
Maximum value of SAR (interpolated) = 0.478 W/kg

Zoom Scan (7x7x7)/Cube 0: Measurement grid: dx=5mm, dy=5mm, dz=5mm
Reference Value = 6.322 V/m; Power Drift = -0.09 dB
Peak SAR (extrapolated) = 0.690 W/kg
SAR(1 g) = 0.381 W/kg; SAR(10 g) = 0.207 W/kg
Smallest distance from peaks to all points 3 dB below = 15.2 mm
Ratio of SAR at M2 to SAR at M1 = 54.8%
Maximum value of SAR (measured) = 0.472 W/kg

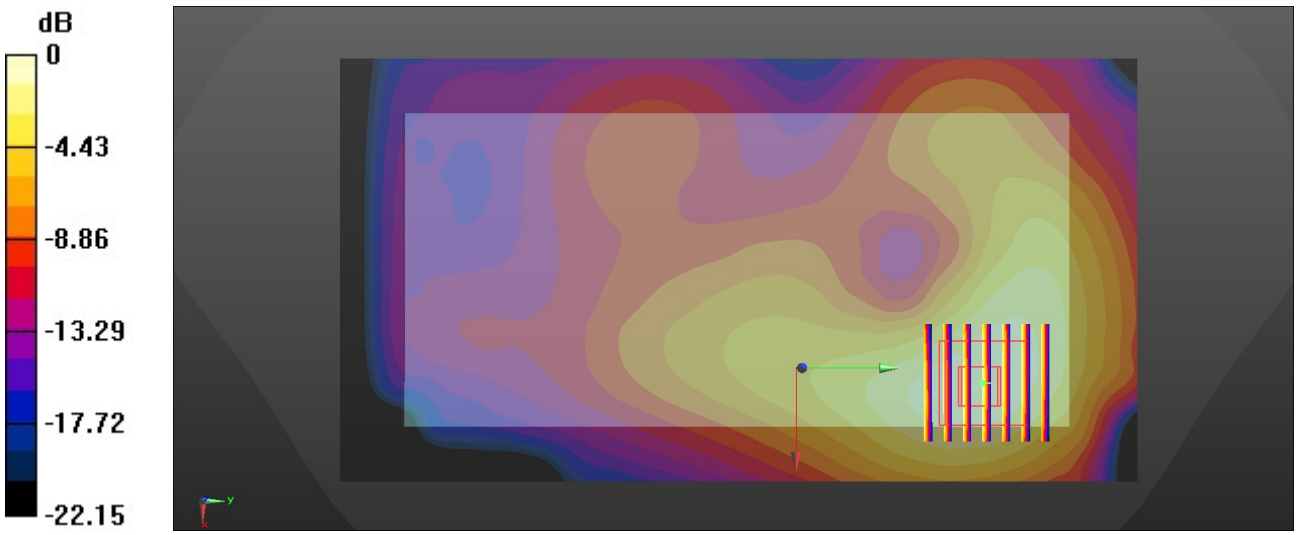

0 dB = 0.472 W/kg = -3.26 dBW/kg

Test Laboratory: Sporton International Inc. SAR/HAC Testing Lab Date: 2024/7/19

90_LTE Band 48_20M_QPSK_1RB_0Offset_Front _15mm_Ch55830

Communication System: UID 0, LTE-TDD (0); Frequency: 3609 MHz;Duty Cycle: 1:1.59
Medium: HSL_3700 Medium parameters used: f = 3609 MHz; σ = 2.911 S/m; ε_r = 38.554; ρ = 1000 kg/m^3
Ambient Temperature：23.3 ℃; Liquid Temperature：22.9 ℃

DASY5 Configuration:
- Probe: EX3DV4 - SN3857; ConvF(7.06, 6.33, 6.89); Calibrated: 2024/1/22
- Sensor-Surface: 1.4mm (Mechanical Surface Detection)
- Electronics: DAE4 Sn1650; Calibrated: 2023/9/13
- Phantom: Twin-SAM V5.0 (30deg probe tilt); Type:QD 000 P40 CD; Serial: 1842
- Measurement SW: DASY52, Version 52.10 (4); SEMCAD X Version 14.6.14 (7501)

Area Scan (121x211x1): Interpolated grid: dx=1.000 mm, dy=1.000 mm
Maximum value of SAR (interpolated) = 0.712 W/kg

Zoom Scan (9x9x7)/Cube 0: Measurement grid: dx=4mm, dy=4mm, dz=1.4mm
Reference Value = 5.739 V/m; Power Drift = -0.08 dB
Peak SAR (extrapolated) = 0.905 W/kg
SAR(1 g) = 0.434 W/kg; SAR(10 g) = 0.215 W/kg
Smallest distance from peaks to all points 3 dB below = 14 mm
Ratio of SAR at M2 to SAR at M1 = 80.1%
Maximum value of SAR (measured) = 0.720 W/kg

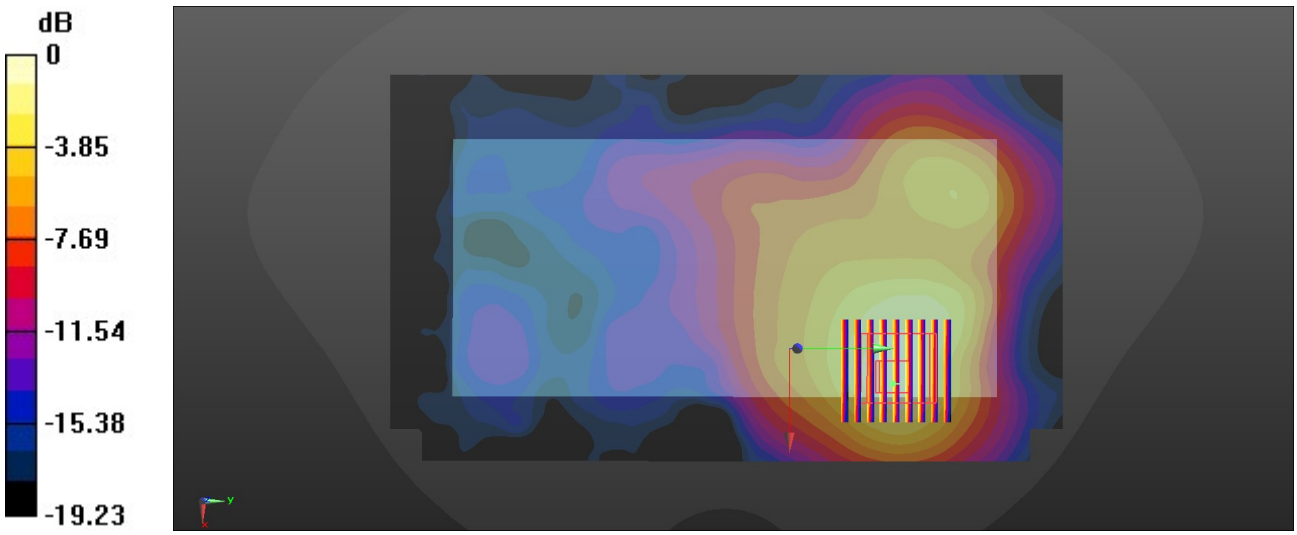

0 dB = 0.720 W/kg = -1.43 dBW/kg

Test Laboratory: Sporton International Inc. SAR/HAC Testing Lab Date: 2024/7/19

91_FR1 n48_40M_QPSK_1RB_1Offset_Front_15mm_Ch641666

Communication System: UID 0, 5G NR (0); Frequency: 3624.99 MHz;Duty Cycle: 1:1
Medium: HSL_3700 Medium parameters used: f = 3624.99 MHz; σ = 2.921 S/m; ε_r = 38.536; ρ = 1000 kg/m^3
Ambient Temperature：23.3 ℃; Liquid Temperature：22.9 ℃

DASY5 Configuration:
- Probe: EX3DV4 - SN3857; ConvF(7.06, 6.33, 6.89); Calibrated: 2024/1/22
- Sensor-Surface: 1.4mm (Mechanical Surface Detection)
- Electronics: DAE4 Sn1650; Calibrated: 2023/9/13
- Phantom: Twin-SAM V5.0 (30deg probe tilt); Type:QD 000 P40 CD; Serial: 1842
- Measurement SW: DASY52, Version 52.10 (4); SEMCAD X Version 14.6.14 (7501)

Area Scan (111x201x1): Interpolated grid: dx=1.000 mm, dy=1.000 mm
Maximum value of SAR (interpolated) = 0.744 W/kg

Zoom Scan (8x8x7)/Cube 0: Measurement grid: dx=4mm, dy=4mm, dz=1.4mm
Reference Value = 4.156 V/m; Power Drift = 0.07 dB
Peak SAR (extrapolated) = 1.04 W/kg
SAR(1 g) = 0.393 W/kg; SAR(10 g) = 0.194 W/kg
Smallest distance from peaks to all points 3 dB below = 13.6 mm
Ratio of SAR at M2 to SAR at M1 = 75.6%
Maximum value of SAR (measured) = 0.762 W/kg

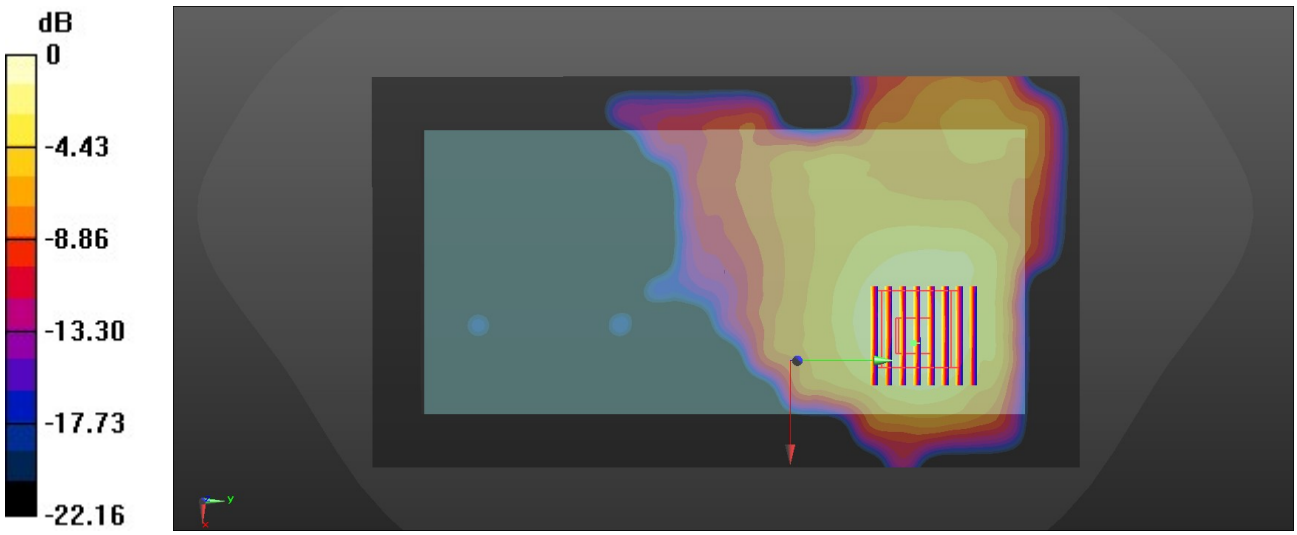

0 dB = 0.762 W/kg = -1.18 dBW/kg

Test Laboratory: Sporton International Inc. SAR/HAC Testing Lab Date: 2024/7/19

92_FR1 n77 Part 96 PC3_100M_QPSK_1RB_1Offset_Front_15mm_Ch641666

Communication System: UID 0, 5G NR (0); Frequency: 3624.99 MHz;Duty Cycle: 1:1
Medium: HSL_3700 Medium parameters used: f = 3624.99 MHz; σ = 2.921 S/m; ε_r = 38.536; ρ = 1000 kg/m^3
Ambient Temperature：23.3 °C; Liquid Temperature：22.9 °C

DASY5 Configuration:
- Probe: EX3DV4 - SN3857; ConvF(7.06, 6.33, 6.89); Calibrated: 2024/1/22
- Sensor-Surface: 1.4mm (Mechanical Surface Detection)
- Electronics: DAE4 Sn1650; Calibrated: 2023/9/13
- Phantom: Twin-SAM V5.0 (30deg probe tilt); Type: QD 000 P40 CD; Serial: 1842
- Measurement SW: DASY52, Version 52.10 (4); SEMCAD X Version 14.6.14 (7501)

Area Scan (111x201x1): Interpolated grid: dx=1.000 mm, dy=1.000 mm
Maximum value of SAR (interpolated) = 0.990 W/kg

Zoom Scan (8x8x7)/Cube 0: Measurement grid: dx=4mm, dy=4mm, dz=1.4mm
Reference Value = 4.573 V/m; Power Drift = 0.07 dB
Peak SAR (extrapolated) = 1.35 W/kg
SAR(1 g) = 0.464 W/kg; SAR(10 g) = 0.224 W/kg
Smallest distance from peaks to all points 3 dB below = 14.8 mm
Ratio of SAR at M2 to SAR at M1 = 76.9%
Maximum value of SAR (measured) = 1.00 W/kg

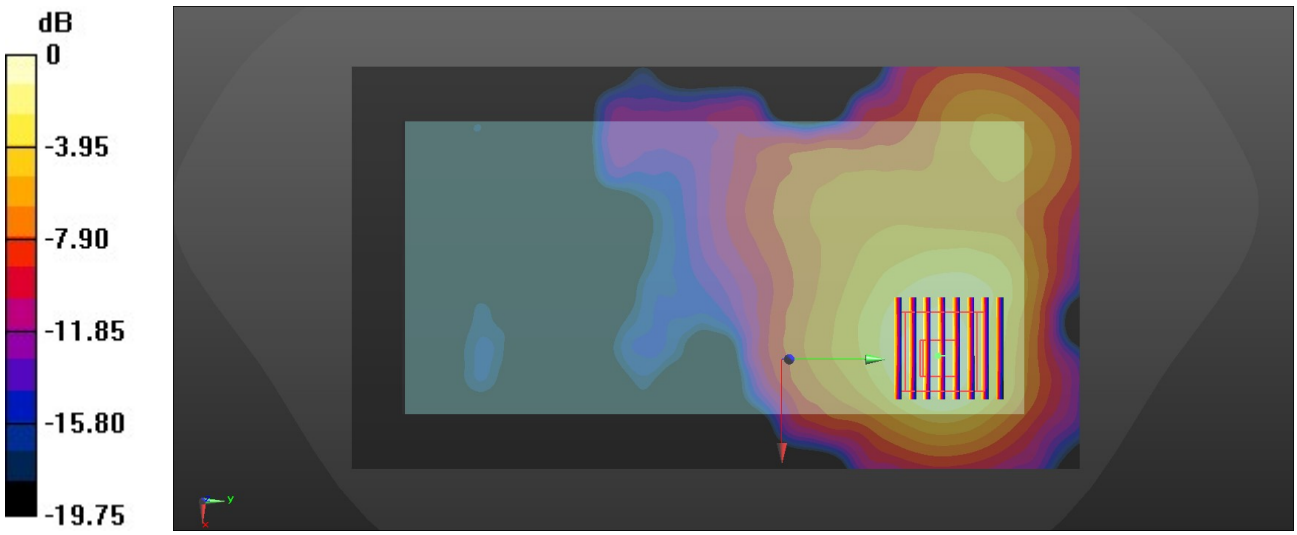

0 dB = 1.00 W/kg = 0.00 dBW/kg

Test Laboratory: Sporton International Inc. SAR/HAC Testing Lab Date: 2024/7/21

93_WLAN2.4GHz_802.11b 1Mbps_Back_15mm_Ch11

Communication System: UID 0, WLAN2.4GHz (0); Frequency: 2462 MHz;Duty Cycle: 1:1.017
Medium: HSL_2450 Medium parameters used: f = 2462 MHz; σ = 1.764 S/m; ε_r = 39.229; ρ = 1000 kg/m^3
Ambient Temperature：23.3 ℃; Liquid Temperature：22.8 ℃

DASY5 Configuration:
- Probe: EX3DV4 - SN3857; ConvF(7.44, 6.79, 7.48); Calibrated: 2024/1/22
- Sensor-Surface: 1.4mm (Mechanical Surface Detection)
- Electronics: DAE4 Sn1650; Calibrated: 2023/9/13
- Phantom: Twin-SAM V5.0 (30deg probe tilt); Type:QD 000 P40 CD; Serial: 1842
- Measurement SW: DASY52, Version 52.10 (4); SEMCAD X Version 14.6.14 (7501)

Area Scan (101x171x1): Interpolated grid: dx=1.200 mm, dy=1.200 mm
Maximum value of SAR (interpolated) = 0.379 W/kg

Zoom Scan (7x7x7)/Cube 0: Measurement grid: dx=5mm, dy=5mm, dz=5mm
Reference Value = 8.154 V/m; Power Drift = -0.16 dB
Peak SAR (extrapolated) = 0.554 W/kg
SAR(1 g) = 0.299 W/kg; SAR(10 g) = 0.174 W/kg
Smallest distance from peaks to all points 3 dB below = 16.3 mm
Ratio of SAR at M2 to SAR at M1 = 55.9%
Maximum value of SAR (measured) = 0.378 W/kg

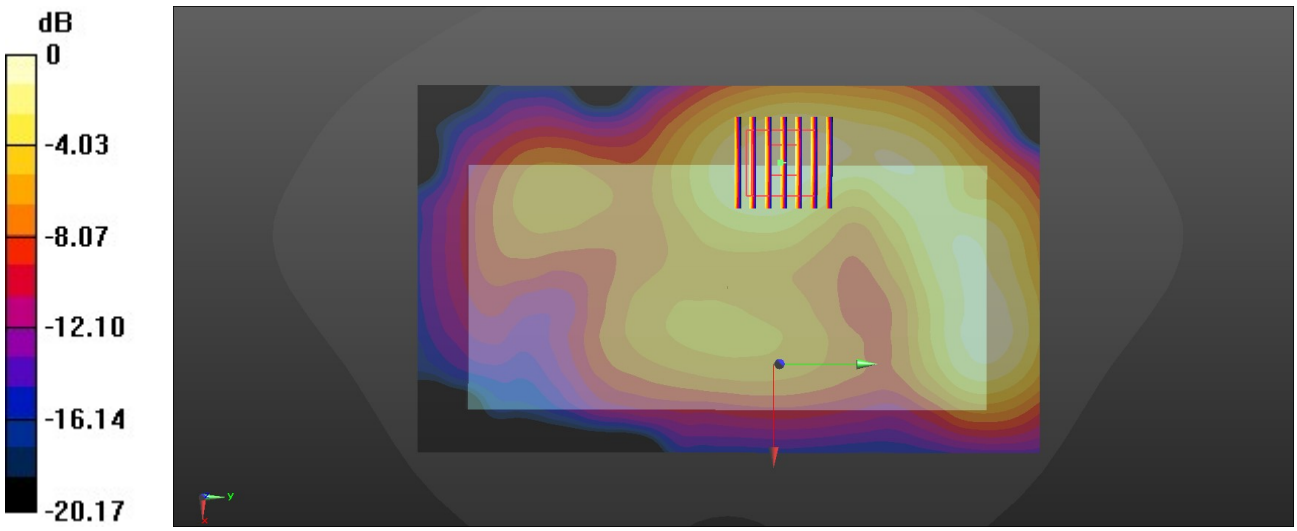

0 dB = 0.378 W/kg = -4.23 dBW/kg

Test Laboratory: Sporton International Inc. SAR/HAC Testing Lab Date: 2024/7/21

94_Bluetooth_1Mbps_Back_15mm_Ch39

Communication System: UID 0, Bluetooth (0); Frequency: 2441 MHz;Duty Cycle: 1:1.302
Medium: HSL_2450 Medium parameters used: f = 2441 MHz; σ = 1.734 S/m; ε_r = 39.317; ρ = 1000 kg/m^3
Ambient Temperature：23.3 ℃; Liquid Temperature：22.8 ℃

DASY5 Configuration:
- Probe: EX3DV4 - SN3857; ConvF(7.44, 6.79, 7.48); Calibrated: 2024/1/22
- Sensor-Surface: 1.4mm (Mechanical Surface Detection)
- Electronics: DAE4 Sn1650; Calibrated: 2023/9/13
- Phantom: Twin-SAM V5.0 (30deg probe tilt); Type:QD 000 P40 CD; Serial: 1842
- Measurement SW: DASY52, Version 52.10 (4); SEMCAD X Version 14.6.14 (7501)

Area Scan (101x171x1): Interpolated grid: dx=1.200 mm, dy=1.200 mm
Maximum value of SAR (interpolated) = 0.0111 W/kg

Zoom Scan (9x9x7)/Cube 0: Measurement grid: dx=5mm, dy=5mm, dz=5mm
Reference Value = 0.4130 V/m; Power Drift = -0.06 dB
Peak SAR (extrapolated) = 0.0110 W/kg
SAR(1 g) = 0.007 W/kg; SAR(10 g) = 0.0039 W/kg
Smallest distance from peaks to all points 3 dB below: Larger than measurement grid (> 20 mm)
Ratio of SAR at M2 to SAR at M1 = 65.2%
Maximum value of SAR (measured) = 0.00807 W/kg

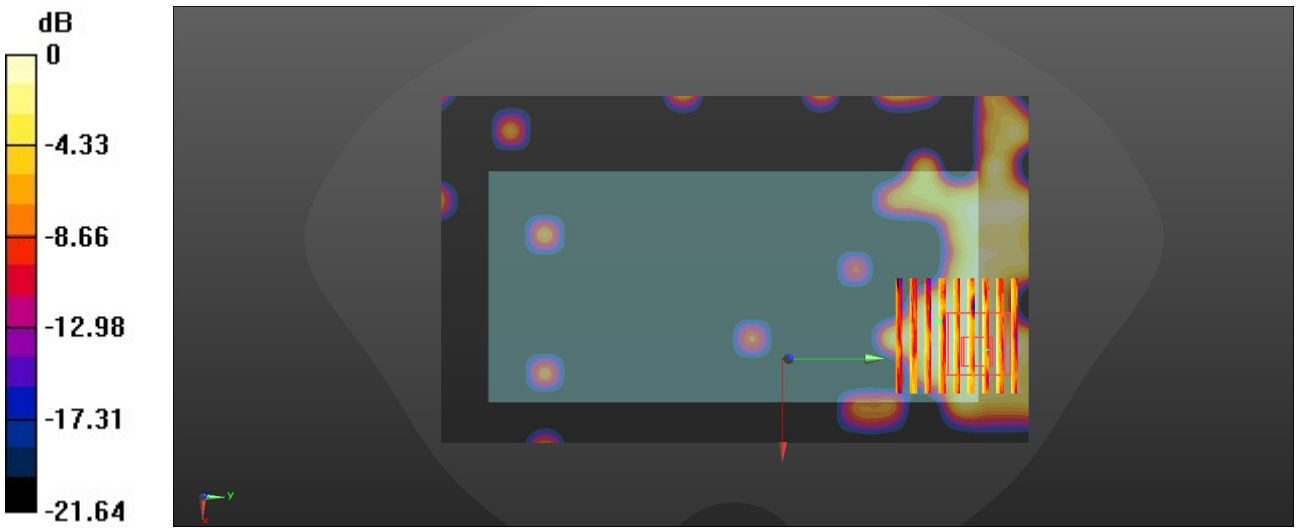

0 dB = 0.00807 W/kg = -20.93 dBW/kg

Test Laboratory: Sporton International Inc. SAR/HAC Testing Lab Date: 2024/8/20

95_WLAN5GHz_802.11a 6Mbps_Back_15mm_Ch64

Communication System: UID 0, WLAN5GHz (0); Frequency: 5320 MHz;Duty Cycle: 1:1.007
Medium: HSL_5000 Medium parameters used: f = 5320 MHz; σ = 4.654 S/m; ε_r = 35.607; ρ = 1000 kg/m^3
Ambient Temperature：23.3 ℃; Liquid Temperature：22.7 ℃

DASY5 Configuration:
- Probe: EX3DV4 - SN3857; ConvF(5.34, 4.76, 5.24); Calibrated: 2024/1/22
- Sensor-Surface: 1.4mm (Mechanical Surface Detection)
- Electronics: DAE4 Sn1650; Calibrated: 2023/9/13
- Phantom: Twin-SAM V5.0 (30deg probe tilt); Type:QD 000 P40 CD; Serial: 1842
- Measurement SW: DASY52, Version 52.10 (4); SEMCAD X Version 14.6.14 (7501)

Area Scan (111x211x1): Interpolated grid: dx=1.000 mm, dy=1.000 mm
Maximum value of SAR (interpolated) = 1.06 W/kg

Zoom Scan (8x8x7)/Cube 0: Measurement grid: dx=4mm, dy=4mm, dz=1.4mm
Reference Value = 1.891 V/m; Power Drift = 0.01 dB
Peak SAR (extrapolated) = 1.71 W/kg
SAR(1 g) = 0.692 W/kg; SAR(10 g) = 0.284 W/kg
Smallest distance from peaks to all points 3 dB below = 11.1 mm
Ratio of SAR at M2 to SAR at M1 = 64.5%
Maximum value of SAR (measured) = 1.05 W/kg



0 dB = 1.05 W/kg = 0.21 dBW/kg

Test Laboratory: Sporton International Inc. SAR/HAC Testing Lab Date: 2024/8/21

96_WLAN5GHz_802.11a 6Mbps_Back_15mm_Ch144

Communication System: UID 0, WLAN5GHz (0); Frequency: 5720 MHz;Duty Cycle: 1:1.007
Medium: HSL_5000 Medium parameters used: f = 5720 MHz; σ = 5.082 S/m; ε_r = 34.925; ρ = 1000 kg/m^3
Ambient Temperature：23.3 ℃; Liquid Temperature：22.8 ℃

DASY5 Configuration:
- Probe: EX3DV4 - SN3857; ConvF(4.9, 4.3, 4.75); Calibrated: 2024/1/22
- Sensor-Surface: 1.4mm (Mechanical Surface Detection)
- Electronics: DAE4 Sn1650; Calibrated: 2023/9/13
- Phantom: Twin-SAM V5.0 (30deg probe tilt); Type:QD 000 P40 CD; Serial: 1842
- Measurement SW: DASY52, Version 52.10 (4); SEMCAD X Version 14.6.14 (7501)

Area Scan (111x211x1): Interpolated grid: dx=1.000 mm, dy=1.000 mm
Maximum value of SAR (interpolated) = 0.936 W/kg

Zoom Scan (9x9x7)/Cube 0: Measurement grid: dx=4mm, dy=4mm, dz=1.4mm
Reference Value = 2.329 V/m; Power Drift = -0.06 dB
Peak SAR (extrapolated) = 1.68 W/kg
SAR(1 g) = 0.694 W/kg; SAR(10 g) = 0.281 W/kg
Smallest distance from peaks to all points 3 dB below = 8.7 mm
Ratio of SAR at M2 to SAR at M1 = 60.7%
Maximum value of SAR (measured) = 0.931 W/kg

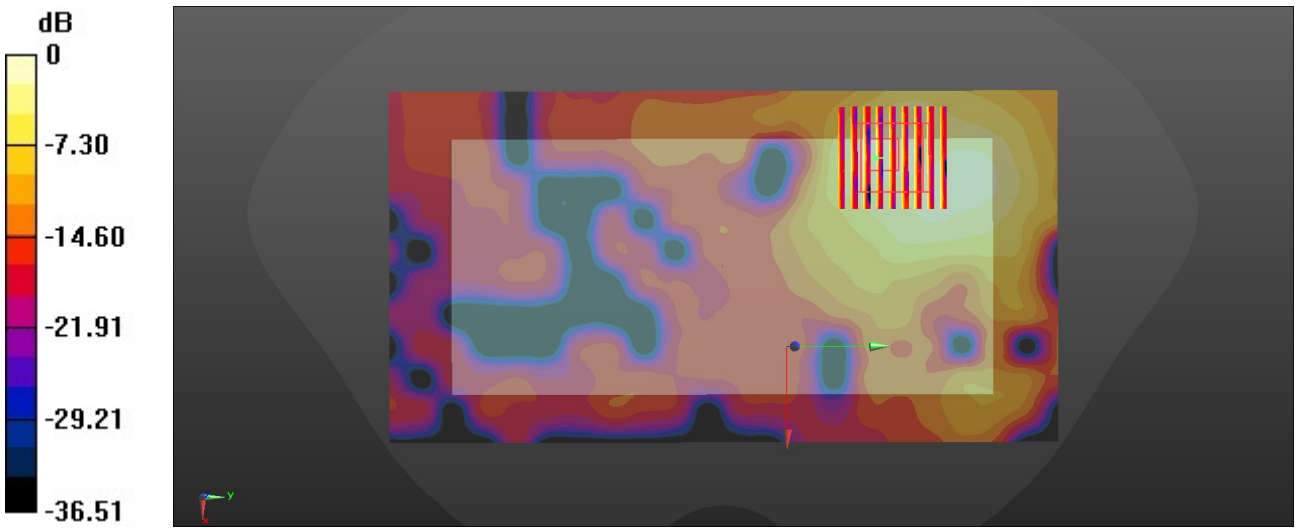

0 dB = 0.931 W/kg = -0.31 dBW/kg

Test Laboratory: Sporton International Inc. SAR/HAC Testing Lab Date: 2024/8/22

97_WLAN5GHz_802.11a 6Mbps_Back_15mm_Ch149

Communication System: UID 0, WLAN5GHz (0); Frequency: 5745 MHz;Duty Cycle: 1:1.007
Medium: HSL_5000 Medium parameters used: f = 5745 MHz; σ = 5.1 S/m; ε_r = 34.883; ρ = 1000 kg/m^3
Ambient Temperature：23.2 ℃; Liquid Temperature：22.9 ℃

DASY5 Configuration:
- Probe: EX3DV4 - SN3857; ConvF(5.19, 4.53, 5.01); Calibrated: 2024/1/22
- Sensor-Surface: 1.4mm (Mechanical Surface Detection)
- Electronics: DAE4 Sn1650; Calibrated: 2023/9/13
- Phantom: Twin-SAM V5.0 (30deg probe tilt); Type:QD 000 P40 CD; Serial: 1842
- Measurement SW: DASY52, Version 52.10 (4); SEMCAD X Version 14.6.14 (7501)

Area Scan (111x211x1): Interpolated grid: dx=1.000 mm, dy=1.000 mm
Maximum value of SAR (interpolated) = 1.20 W/kg

Zoom Scan (9x9x7)/Cube 0: Measurement grid: dx=4mm, dy=4mm, dz=1.4mm
Reference Value = 3.294 V/m; Power Drift = -0.05 dB
Peak SAR (extrapolated) = 2.01 W/kg
SAR(1 g) = 0.742 W/kg; SAR(10 g) = 0.323 W/kg
Smallest distance from peaks to all points 3 dB below = 13.6 mm
Ratio of SAR at M2 to SAR at M1 = 63.8%
Maximum value of SAR (measured) = 1.21 W/kg

Zoom Scan (9x9x7)/Cube 1: Measurement grid: dx=4mm, dy=4mm, dz=1.4mm
Reference Value = 3.294 V/m; Power Drift = -0.05 dB
Peak SAR (extrapolated) = 1.75 W/kg
SAR(1 g) = 0.530 W/kg; SAR(10 g) = 0.283 W/kg
Smallest distance from peaks to all points 3 dB below = 15.5 mm
Ratio of SAR at M2 to SAR at M1 = 63.2%
Maximum value of SAR (measured) = 1.06 W/kg



0 dB = 1.06 W/kg = 0.25 dBW/kg

Test Laboratory: Sporton International Inc. SAR/HAC Testing Lab Date: 2024/8/23

98_RFID_Front_0mm

Communication System: UID 0, RFID (0); Frequency: 902.75 MHz;Duty Cycle: 1:0.345
Medium: HSL_900 Medium parameters used: f = 902.75 MHz; σ = 0.93 S/m; ε_r = 42.082; ρ = 1000 kg/m^3
Ambient Temperature：23.3 °C; Liquid Temperature：22.7 °C

DASY5 Configuration:
- Probe: EX3DV4 - SN3857; ConvF(9.29, 8.23, 9.75); Calibrated: 2024/1/22
- Sensor-Surface: 1.4mm (Mechanical Surface Detection)
- Electronics: DAE4 Sn1650; Calibrated: 2023/9/13
- Phantom: Twin-SAM V5.0 (30deg probe tilt); Type:QD 000 P40 CD; Serial: 1842
- Measurement SW: DASY52, Version 52.10 (4); SEMCAD X Version 14.6.14 (7501)

Area Scan (81x141x1): Interpolated grid: dx=1.500 mm, dy=1.500 mm
Maximum value of SAR (interpolated) = 3.37 W/kg

Zoom Scan (6x6x7)/Cube 0: Measurement grid: dx=8mm, dy=8mm, dz=5mm
Reference Value = 9.078 V/m; Power Drift = 0.04 dB
Peak SAR (extrapolated) = 6.76 W/kg
SAR(1 g) = 2.51 W/kg; SAR(10 g) = 1.22 W/kg
Smallest distance from peaks to all points 3 dB below = 7.2 mm
Ratio of SAR at M2 to SAR at M1 = 38.6%
Maximum value of SAR (measured) = 3.59 W/kg

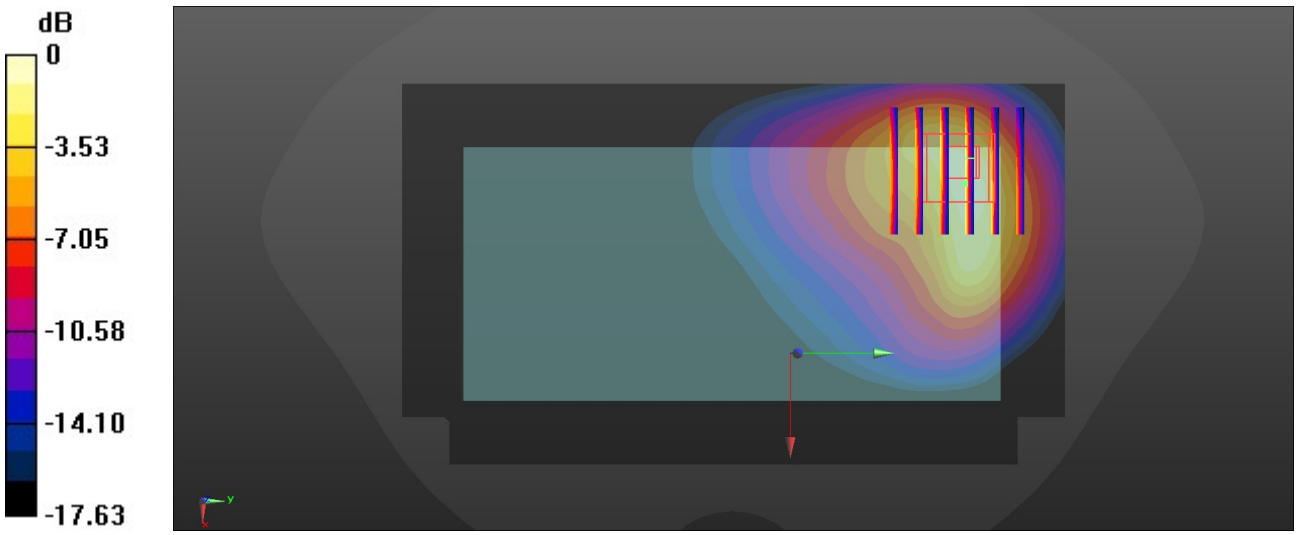

0 dB = 3.59 W/kg = 5.55 dBW/kg

Test Laboratory: Sporton International Inc. SAR/HAC Testing Lab Date: 2024/7/14

99_WCDMA IV_RMC 12.2Kbps_Left Side_0mm_Ch1413

Communication System: UID 0, WCDMA (0); Frequency: 1732.6 MHz;Duty Cycle: 1:1
Medium: HSL_1750 Medium parameters used: f = 1732.6 MHz; σ = 1.32 S/m; ε_r = 40.222; ρ = 1000 kg/m^3
Ambient Temperature：23.2 ℃; Liquid Temperature：22.5 ℃

DASY5 Configuration:
- Probe: EX3DV4 - SN3857; ConvF(7.78, 7.1, 7.9); Calibrated: 2024/1/22
- Sensor-Surface: 1.4mm (Mechanical Surface Detection)
- Electronics: DAE4 Sn1650; Calibrated: 2023/9/13
- Phantom: Twin-SAM V5.0 (30deg probe tilt); Type:QD 000 P40 CD; Serial: 1842
- Measurement SW: DASY52, Version 52.10 (4); SEMCAD X Version 14.6.14 (7501)

Area Scan (51x171x1): Interpolated grid: dx=1.200 mm, dy=1.200 mm
Maximum value of SAR (interpolated) = 7.84 W/kg

Zoom Scan (7x9x7)/Cube 0: Measurement grid: dx=5mm, dy=5mm, dz=5mm
Reference Value = 27.09 V/m; Power Drift = 0.06 dB
Peak SAR (extrapolated) = 17.7 W/kg
SAR(1 g) = 5.45 W/kg; SAR(10 g) = 2.19 W/kg
Smallest distance from peaks to all points 3 dB below = 6 mm
Ratio of SAR at M2 to SAR at M1 = 34.3%
Maximum value of SAR (measured) = 8.07 W/kg

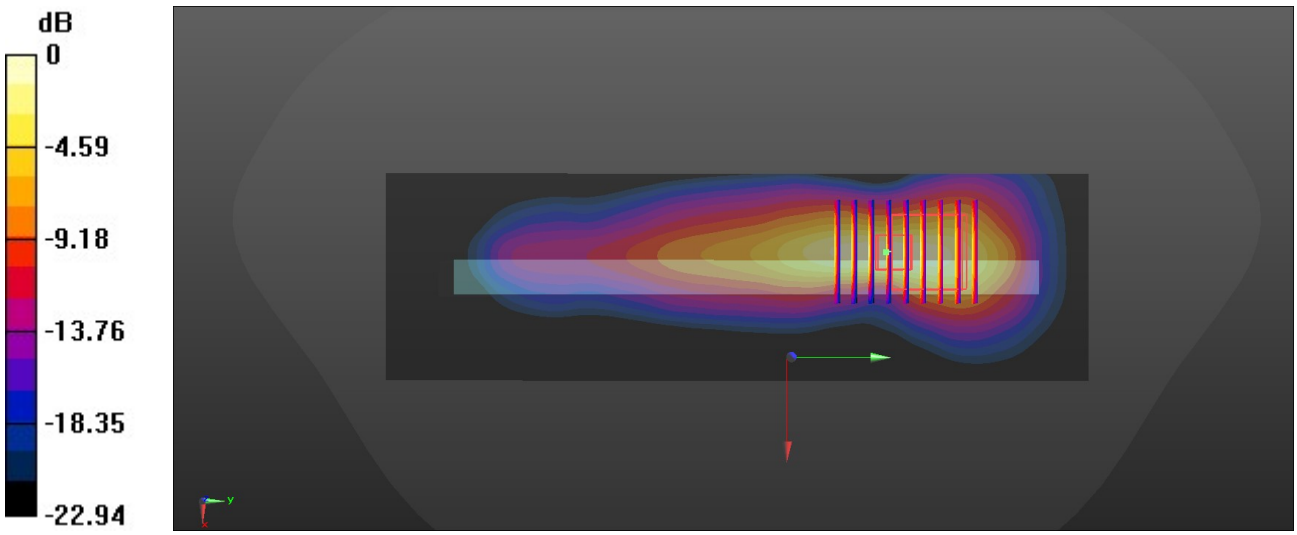

0 dB = 8.07 W/kg = 9.07 dBW/kg

Test Laboratory: Sporton International Inc. SAR/HAC Testing Lab Date: 2024/7/14

100_LTE Band 66_20M_QPSK_1RB_0Offset_Bottom Side_0mm_Ch132072

Communication System: UID 0, LTE-FDD (0); Frequency: 1720 MHz;Duty Cycle: 1:1
Medium: HSL_1750 Medium parameters used: f = 1720 MHz; σ = 1.292 S/m; ε_r = 40.425; ρ = 1000 kg/m^3
Ambient Temperature：23.2 ℃; Liquid Temperature：22.5 ℃

DASY5 Configuration:
- Probe: EX3DV4 - SN3857; ConvF(7.78, 7.1, 7.9); Calibrated: 2024/1/22
- Sensor-Surface: 1.4mm (Mechanical Surface Detection)
- Electronics: DAE4 Sn1650; Calibrated: 2023/9/13
- Phantom: Twin-SAM V5.0 (30deg probe tilt); Type:QD 000 P40 CD; Serial: 1842
- Measurement SW: DASY52, Version 52.10 (4); SEMCAD X Version 14.6.14 (7501)

Area Scan (41x81x1): Interpolated grid: dx=1.500 mm, dy=1.500 mm
Maximum value of SAR (interpolated) = 6.08 W/kg

Zoom Scan (5x6x7)/Cube 0: Measurement grid: dx=8mm, dy=8mm, dz=5mm
Reference Value = 18.13 V/m; Power Drift = 0.08 dB
Peak SAR (extrapolated) = 11.1 W/kg
SAR(1 g) = 4.2 W/kg; SAR(10 g) = 1.9 W/kg
Smallest distance from peaks to all points 3 dB below = 8.8 mm
Ratio of SAR at M2 to SAR at M1 = 55.4%
Maximum value of SAR (measured) = 6.46 W/kg

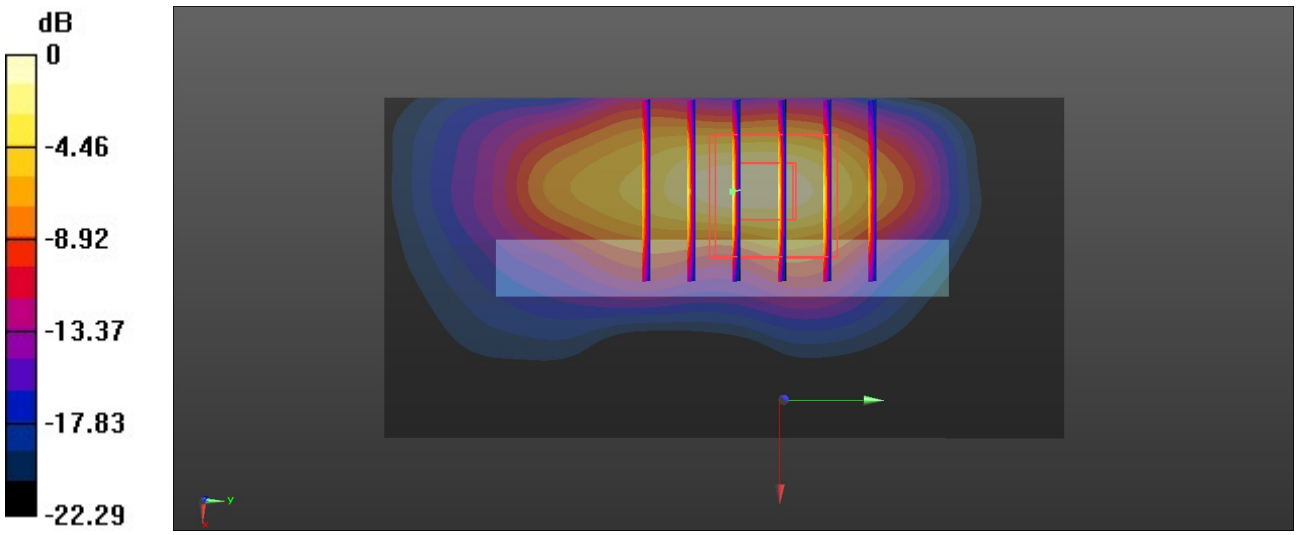

0 dB = 6.46 W/kg = 8.10 dBW/kg

Test Laboratory: Sporton International Inc. SAR/HAC Testing Lab Date: 2024/7/14

101_FR1 n66_40M_QPSK_108RB_54Offset_Front_0mm_Ch349000

Communication System: UID 0, 5G NR (0); Frequency: 1745 MHz;Duty Cycle: 1:1
Medium: HSL_1750 Medium parameters used: f = 1745 MHz; σ = 1.311 S/m; ε_r = 40.238; ρ = 1000 kg/m^3
Ambient Temperature：23.2 ℃; Liquid Temperature：22.5 ℃

DASY5 Configuration:
- Probe: EX3DV4 - SN3857; ConvF(7.78, 7.1, 7.9); Calibrated: 2024/1/22
- Sensor-Surface: 1.4mm (Mechanical Surface Detection)
- Electronics: DAE4 Sn1650; Calibrated: 2023/9/13
- Phantom: Twin-SAM V5.0 (30deg probe tilt); Type:QD 000 P40 CD; Serial: 1842
- Measurement SW: DASY52, Version 52.10 (4); SEMCAD X Version 14.6.14 (7501)

Area Scan (91x141x1): Interpolated grid: dx=1.500 mm, dy=1.500 mm
Maximum value of SAR (interpolated) = 4.89 W/kg

Zoom Scan (5x5x7)/Cube 0: Measurement grid: dx=8mm, dy=8mm, dz=5mm
Reference Value = 7.527 V/m; Power Drift = 0.09 dB
Peak SAR (extrapolated) = 10.2 W/kg
SAR(1 g) = 5.53 W/kg; SAR(10 g) = 2.28 W/kg
Smallest distance from peaks to all points 3 dB below = 8 mm
Ratio of SAR at M2 to SAR at M1 = 49%
Maximum value of SAR (measured) = 6.25 W/kg

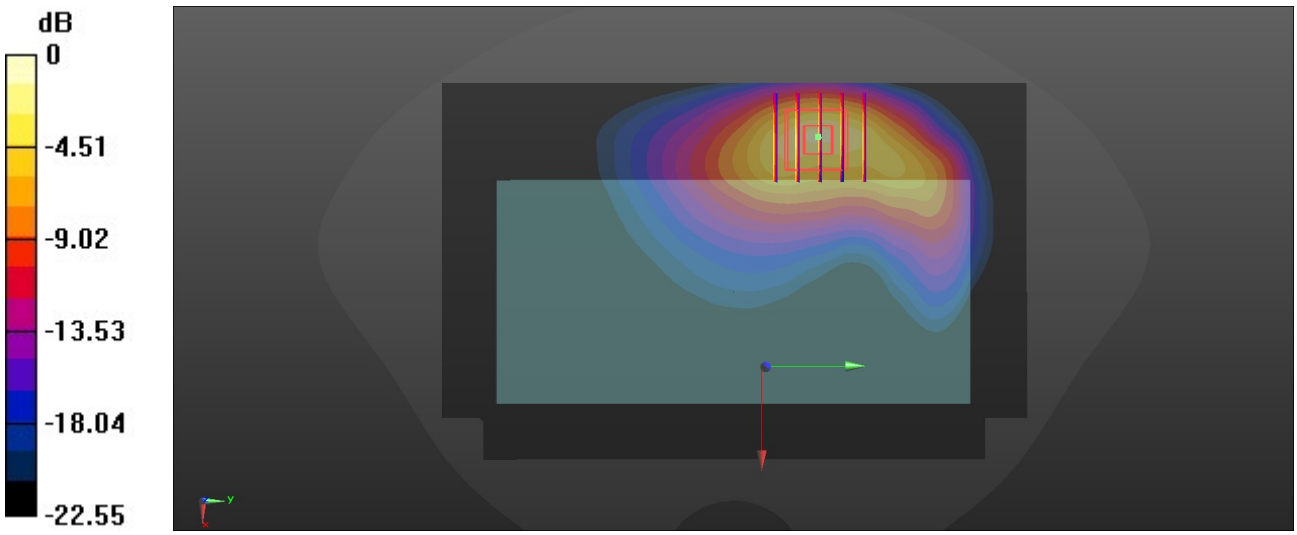

0 dB = 6.25 W/kg = 7.96 dBW/kg

Test Laboratory: Sporton International Inc. SAR/HAC Testing Lab Date: 2024/7/15

102_WCDMA II_RMC 12.2Kbps_Left Side_0mm_Ch9538

Communication System: UID 0, WCDMA (0); Frequency: 1907.6 MHz;Duty Cycle: 1:1
Medium: HSL_1900 Medium parameters used: f = 1907.6 MHz; σ = 1.406 S/m; ε_r = 40.181; ρ = 1000 kg/m^3
Ambient Temperature：23.4 ℃; Liquid Temperature：22.8 ℃

DASY5 Configuration:
- Probe: EX3DV4 - SN3857; ConvF(7.93, 7.26, 8.03); Calibrated: 2024/1/22
- Sensor-Surface: 1.4mm (Mechanical Surface Detection)
- Electronics: DAE4 Sn1650; Calibrated: 2023/9/13
- Phantom: Twin-SAM V5.0 (30deg probe tilt); Type:QD 000 P40 CD; Serial: 1842
- Measurement SW: DASY52, Version 52.10 (4); SEMCAD X Version 14.6.14 (7501)

Area Scan (41x141x1): Interpolated grid: dx=1.500 mm, dy=1.500 mm
Maximum value of SAR (interpolated) = 6.95 W/kg

Zoom Scan (5x5x7)/Cube 0: Measurement grid: dx=8mm, dy=8mm, dz=5mm
Reference Value = 32.08 V/m; Power Drift = 0.07 dB
Peak SAR (extrapolated) = 14.2 W/kg
SAR(1 g) = 5.96 W/kg; SAR(10 g) = 2.5 W/kg
Smallest distance from peaks to all points 3 dB below = 8.4 mm
Ratio of SAR at M2 to SAR at M1 = 52.5%
Maximum value of SAR (measured) = 8.85 W/kg

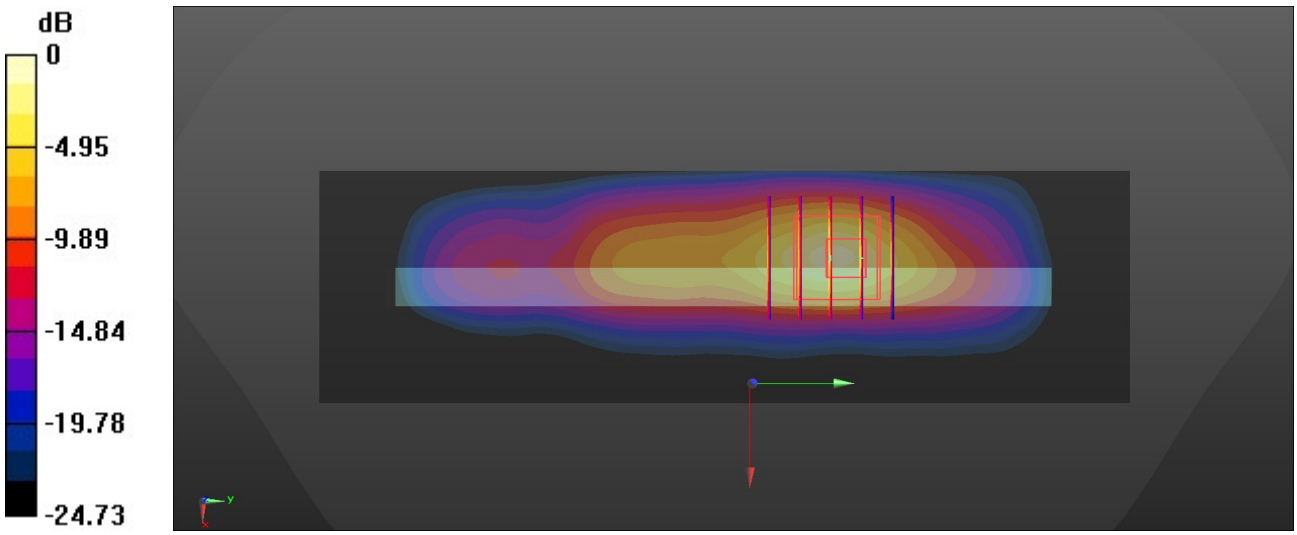

0 dB = 8.85 W/kg = 9.47 dBW/kg

Test Laboratory: Sporton International Inc. SAR/HAC Testing Lab Date: 2024/7/15

103_LTE Band 2_20M_QPSK_1RB_0Offset_Bottom Side_0mm_Ch19100

Communication System: UID 0, LTE-FDD (0); Frequency: 1900 MHz;Duty Cycle: 1:1
Medium: HSL_1900 Medium parameters used: f = 1900 MHz; σ = 1.407 S/m; ε_r = 40.215; ρ = 1000 kg/m^3
Ambient Temperature：23.4 ℃; Liquid Temperature：22.8 ℃

DASY5 Configuration:
- Probe: EX3DV4 - SN3857; ConvF(7.93, 7.26, 8.03); Calibrated: 2024/1/22
- Sensor-Surface: 1.4mm (Mechanical Surface Detection)
- Electronics: DAE4 Sn1650; Calibrated: 2023/9/13
- Phantom: Twin-SAM V5.0 (30deg probe tilt); Type:QD 000 P40 CD; Serial: 1842
- Measurement SW: DASY52, Version 52.10 (4); SEMCAD X Version 14.6.14 (7501)

Area Scan (51x101x1): Interpolated grid: dx=1.200 mm, dy=1.200 mm
Maximum value of SAR (interpolated) = 7.31 W/kg

Zoom Scan (7x7x7)/Cube 0: Measurement grid: dx=5mm, dy=5mm, dz=5mm
Reference Value = 26.29 V/m; Power Drift = 0.06 dB
Peak SAR (extrapolated) = 14.8 W/kg
SAR(1 g) = 5.53 W/kg; SAR(10 g) = 2.21 W/kg
Smallest distance from peaks to all points 3 dB below = 6 mm
Ratio of SAR at M2 to SAR at M1 = 40.1%
Maximum value of SAR (measured) = 7.82 W/kg

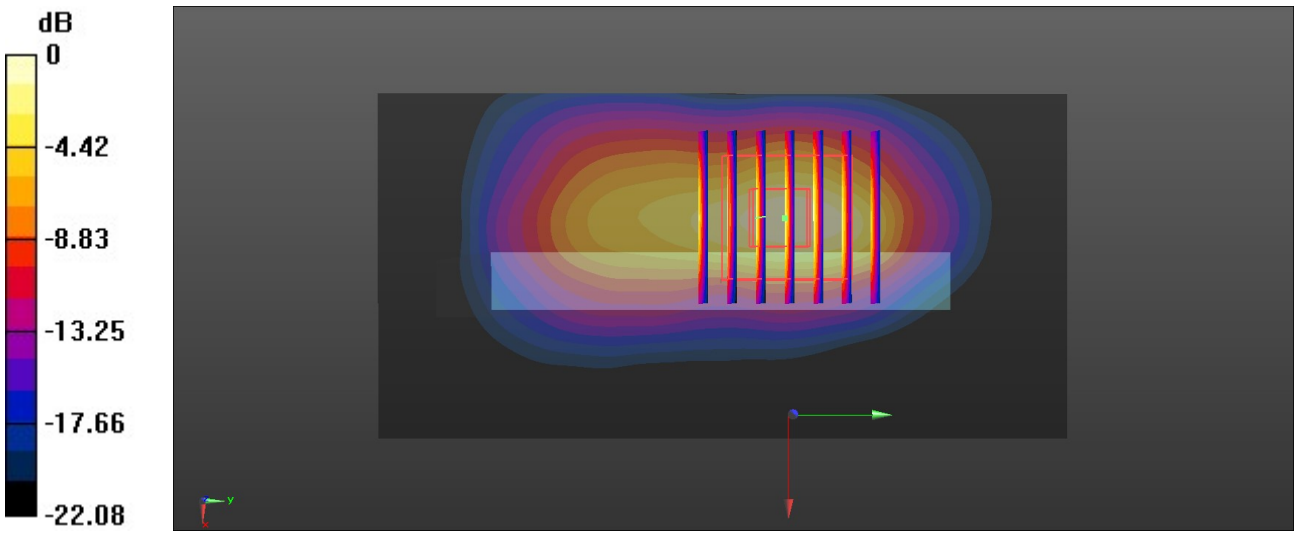

0 dB = 7.82 W/kg = 8.93 dBW/kg

Test Laboratory: Sporton International Inc. SAR/HAC Testing Lab Date: 2024/7/15

104_LTE Band 25_20M_QPSK_1RB_0Offset_Left Side_0mm_Ch26590

Communication System: UID 0, LTE-FDD (0); Frequency: 1905 MHz;Duty Cycle: 1:1
Medium: HSL_1900 Medium parameters used: f = 1905 MHz; σ = 1.406 S/m; ε_r = 40.196; ρ = 1000 kg/m^3
Ambient Temperature：23.4 ℃; Liquid Temperature：22.8 ℃

DASY5 Configuration:
- Probe: EX3DV4 - SN3857; ConvF(7.93, 7.26, 8.03); Calibrated: 2024/1/22
- Sensor-Surface: 1.4mm (Mechanical Surface Detection)
- Electronics: DAE4 Sn1650; Calibrated: 2023/9/13
- Phantom: Twin-SAM V5.0 (30deg probe tilt); Type:QD 000 P40 CD; Serial: 1842
- Measurement SW: DASY52, Version 52.10 (4); SEMCAD X Version 14.6.14 (7501)

Area Scan (41x141x1): Interpolated grid: dx=1.500 mm, dy=1.500 mm
Maximum value of SAR (interpolated) = 6.56 W/kg

Zoom Scan (5x5x7)/Cube 0: Measurement grid: dx=8mm, dy=8mm, dz=5mm
Reference Value = 25.97 V/m; Power Drift = 0.08 dB
Peak SAR (extrapolated) = 11.8 W/kg
SAR(1 g) = 5.59 W/kg; SAR(10 g) = 2.36 W/kg
Smallest distance from peaks to all points 3 dB below = 8.4 mm
Ratio of SAR at M2 to SAR at M1 = 58.3%
Maximum value of SAR (measured) = 7.24 W/kg

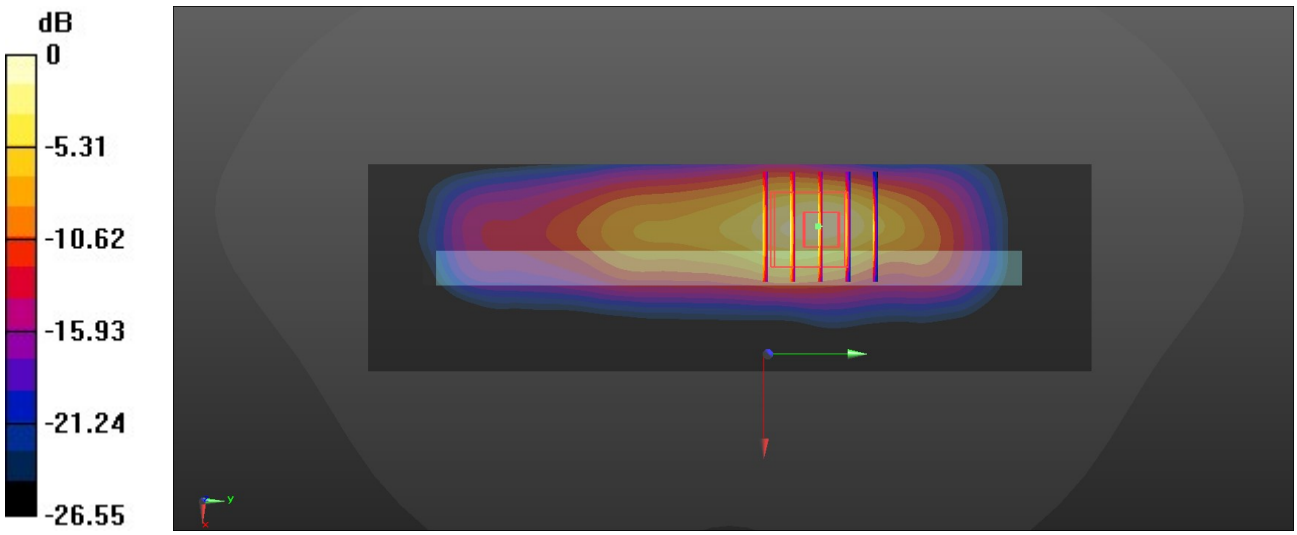

0 dB = 7.24 W/kg = 8.60 dBW/kg

Test Laboratory: Sporton International Inc. SAR/HAC Testing Lab Date: 2024/7/15

105_FR1 n25_40M_QPSK_108RB_54Offset_Left Side_0mm_Ch376500

Communication System: UID 0, 5G NR (0); Frequency: 1882.5 MHz;Duty Cycle: 1:1
Medium: HSL_1900 Medium parameters used: f = 1882.5 MHz; σ = 1.407 S/m; ε_r = 40.181; ρ = 1000 kg/m^3
Ambient Temperature：23.4 ℃; Liquid Temperature：22.8 ℃

DASY5 Configuration:
- Probe: EX3DV4 - SN3857; ConvF(7.93, 7.26, 8.03); Calibrated: 2024/1/22
- Sensor-Surface: 1.4mm (Mechanical Surface Detection)
- Electronics: DAE4 Sn1650; Calibrated: 2023/9/13
- Phantom: Twin-SAM V5.0 (30deg probe tilt); Type:QD 000 P40 CD; Serial: 1842
- Measurement SW: DASY52, Version 52.10 (4); SEMCAD X Version 14.6.14 (7501)

Area Scan (41x141x1): Interpolated grid: dx=1.500 mm, dy=1.500 mm
Maximum value of SAR (interpolated) = 6.71 W/kg

Zoom Scan (5x5x7)/Cube 0: Measurement grid: dx=8mm, dy=8mm, dz=5mm
Reference Value = 22.21 V/m; Power Drift = 0.06 dB
Peak SAR (extrapolated) = 13.0 W/kg
SAR(1 g) = 5.71 W/kg; SAR(10 g) = 2.37 W/kg
Smallest distance from peaks to all points 3 dB below = 8.4 mm
Ratio of SAR at M2 to SAR at M1 = 54.4%
Maximum value of SAR (measured) = 7.70 W/kg

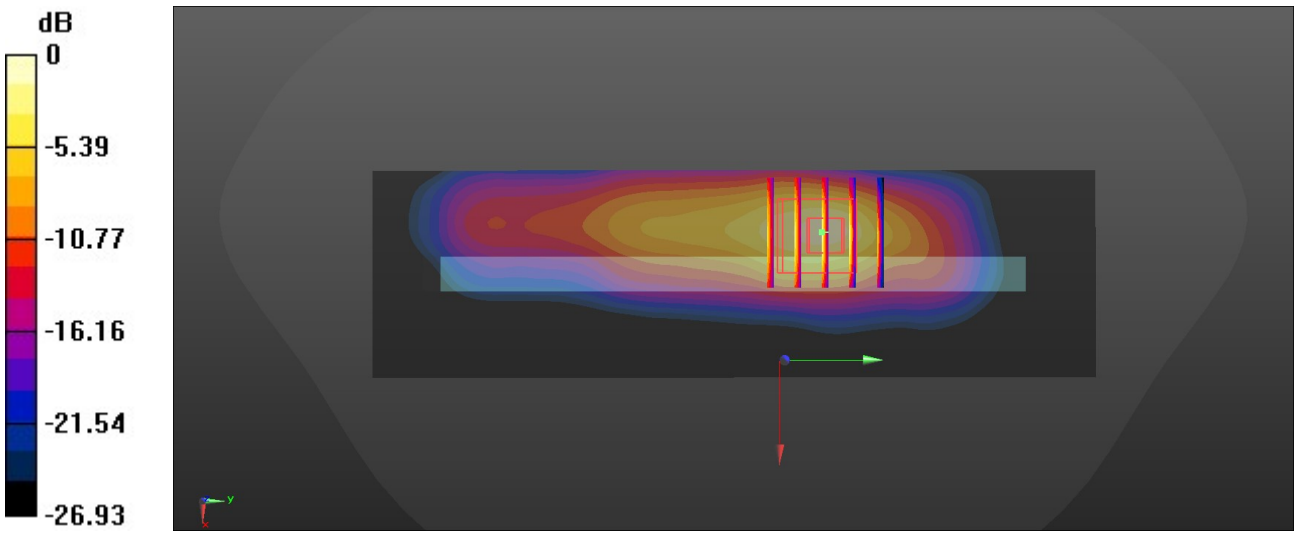

0 dB = 7.70 W/kg = 8.86 dBW/kg

Test Laboratory: Sporton International Inc. SAR/HAC Testing Lab Date: 2024/7/16

106_LTE Band 30_10M_QPSK_1RB_0Offset_Left Side_0mm_Ch27710

Communication System: UID 0, LTE-FDD (0); Frequency: 2310 MHz;Duty Cycle: 1:1
Medium: HSL_2300 Medium parameters used: f = 2310 MHz; σ = 1.651 S/m; ε_r = 39.636; ρ = 1000 kg/m^3
Ambient Temperature：23.4 ℃; Liquid Temperature：22.9 ℃

DASY5 Configuration:
- Probe: EX3DV4 - SN3857; ConvF(7.77, 7.09, 7.82); Calibrated: 2024/1/22
- Sensor-Surface: 1.4mm (Mechanical Surface Detection)
- Electronics: DAE4 Sn1650; Calibrated: 2023/9/13
- Phantom: Twin-SAM V5.0 (30deg probe tilt); Type:QD 000 P40 CD; Serial: 1842
- Measurement SW: DASY52, Version 52.10 (4); SEMCAD X Version 14.6.14 (7501)

Area Scan (41x141x1): Interpolated grid: dx=1.200 mm, dy=1.200 mm
Maximum value of SAR (interpolated) = 10.4 W/kg

Zoom Scan (7x7x7)/Cube 0: Measurement grid: dx=5mm, dy=5mm, dz=5mm
Reference Value = 6.576 V/m; Power Drift = 0.01 dB
Peak SAR (extrapolated) = 17.4 W/kg
SAR(1 g) = 6.88 W/kg; SAR(10 g) = 2.49 W/kg
Smallest distance from peaks to all points 3 dB below = 6.4 mm
Ratio of SAR at M2 to SAR at M1 = 45.5%
Maximum value of SAR (measured) = 9.90 W/kg

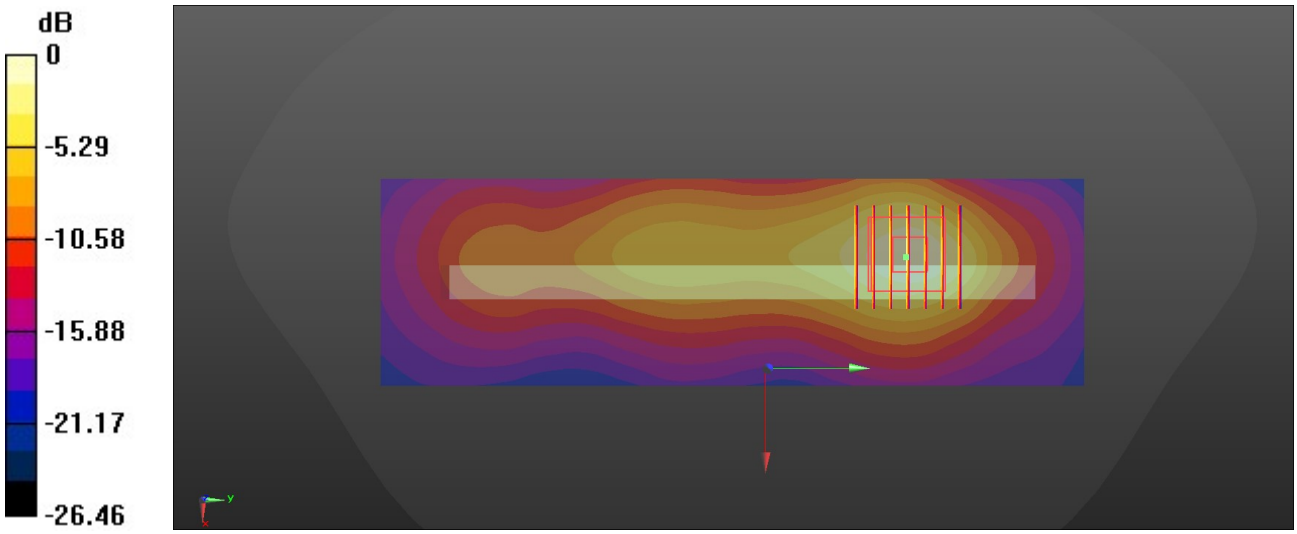

0 dB = 9.90 W/kg = 9.96 dBW/kg

Test Laboratory: Sporton International Inc. SAR/HAC Testing Lab Date: 2024/7/16

107_FR1 n30_10M_QPSK_1RB_1Offset_Left Side_0mm_Ch462000

Communication System: UID 0, 5G NR (0); Frequency: 2310 MHz;Duty Cycle: 1:1
Medium: HSL_2300 Medium parameters used: f = 2310 MHz; σ = 1.651 S/m; ε_r = 39.636; ρ = 1000 kg/m^3
Ambient Temperature：23.4 °C; Liquid Temperature：22.9 °C

DASY5 Configuration:
- Probe: EX3DV4 - SN3857; ConvF(7.77, 7.09, 7.82); Calibrated: 2024/1/22
- Sensor-Surface: 1.4mm (Mechanical Surface Detection)
- Electronics: DAE4 Sn1650; Calibrated: 2023/9/13
- Phantom: Twin-SAM V5.0 (30deg probe tilt); Type:QD 000 P40 CD; Serial: 1842
- Measurement SW: DASY52, Version 52.10 (4); SEMCAD X Version 14.6.14 (7501)

Area Scan (41x141x1): Interpolated grid: dx=1.200 mm, dy=1.200 mm
Maximum value of SAR (interpolated) = 6.67 W/kg

Zoom Scan (7x7x7)/Cube 0: Measurement grid: dx=5mm, dy=5mm, dz=5mm
Reference Value = 11.65 V/m; Power Drift = 0.14 dB
Peak SAR (extrapolated) = 16.5 W/kg
SAR(1 g) = 6.5 W/kg; SAR(10 g) = 2.34 W/kg
Smallest distance from peaks to all points 3 dB below = 5.5 mm
Ratio of SAR at M2 to SAR at M1 = 56.7%
Maximum value of SAR (measured) = 8.29 W/kg

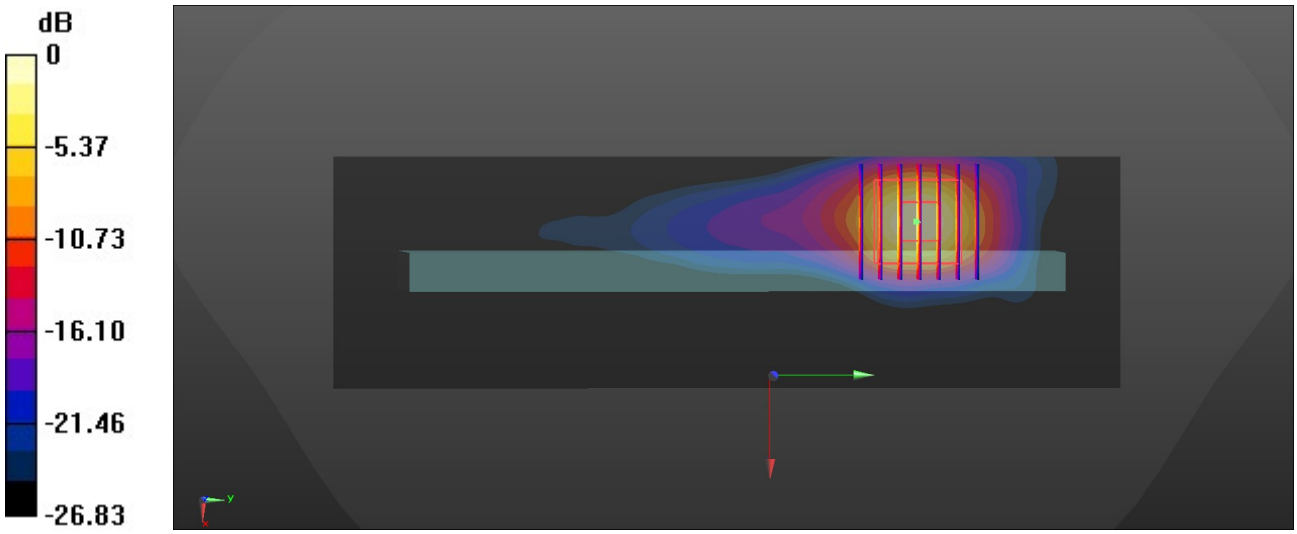

0 dB = 8.29 W/kg = 9.19 dBW/kg

Test Laboratory: Sporton International Inc. SAR/HAC Testing Lab Date: 2024/7/17

108_LTE Band 7_20M_QPSK_1RB_0Offset_Left Side_0mm_Ch21100

Communication System: UID 0, LTE-FDD (0); Frequency: 2535 MHz;Duty Cycle: 1:1
Medium: HSL_2600 Medium parameters used: f = 2535 MHz; σ = 1.954 S/m; ε_r = 40.37; ρ = 1000 kg/m^3
Ambient Temperature：23.3 °C; Liquid Temperature：22.8 °C

DASY5 Configuration:
- Probe: EX3DV4 - SN3857; ConvF(7.36, 6.7, 7.41); Calibrated: 2024/1/22
- Sensor-Surface: 1.4mm (Mechanical Surface Detection)
- Electronics: DAE4 Sn1650; Calibrated: 2023/9/13
- Phantom: Twin-SAM V5.0 (30deg probe tilt); Type:QD 000 P40 CD; Serial: 1842
- Measurement SW: DASY52, Version 52.10 (4); SEMCAD X Version 14.6.14 (7501)

Area Scan (51x141x1): Interpolated grid: dx=1.200 mm, dy=1.200 mm
Maximum value of SAR (interpolated) = 10.0 W/kg

Zoom Scan (7x7x7)/Cube 0: Measurement grid: dx=5mm, dy=5mm, dz=5mm
Reference Value = 4.346 V/m; Power Drift = 0.01 dB
Peak SAR (extrapolated) = 17.7 W/kg
SAR(1 g) = 7.21 W/kg; SAR(10 g) = 2.59 W/kg
Smallest distance from peaks to all points 3 dB below = 6.4 mm
Ratio of SAR at M2 to SAR at M1 = 46.2%
Maximum value of SAR (measured) = 10.3 W/kg

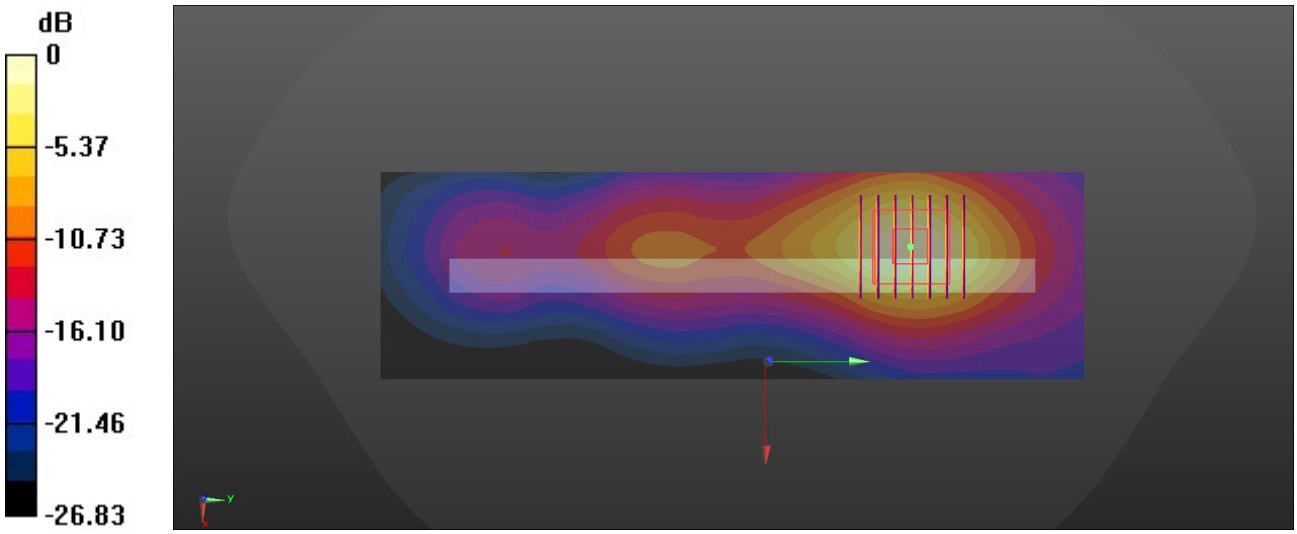

0 dB = 10.3 W/kg = 10.13 dBW/kg

Test Laboratory: Sporton International Inc. SAR/HAC Testing Lab Date: 2024/7/17

109_LTE Band 41_20M_QPSK_1RB_0Offset_Left Side_0mm_Ch41490

Communication System: UID 0, LTE-HPUE (0); Frequency: 2680 MHz;Duty Cycle: 1:1.59
Medium: HSL_2600 Medium parameters used: f = 2680 MHz; σ = 2.105 S/m; ε_r = 40.081; ρ = 1000 kg/m^3
Ambient Temperature：23.3 ℃; Liquid Temperature：22.8 ℃

DASY5 Configuration:
- Probe: EX3DV4 - SN3857; ConvF(7.36, 6.7, 7.41); Calibrated: 2024/1/22
- Sensor-Surface: 1.4mm (Mechanical Surface Detection)
- Electronics: DAE4 Sn1650; Calibrated: 2023/9/13
- Phantom: Twin-SAM V5.0 (30deg probe tilt); Type:QD 000 P40 CD; Serial: 1842
- Measurement SW: DASY52, Version 52.10 (4); SEMCAD X Version 14.6.14 (7501)

Area Scan (51x171x1): Interpolated grid: dx=1.200 mm, dy=1.200 mm
Maximum value of SAR (interpolated) = 10.6 W/kg

Zoom Scan (7x7x7)/Cube 0: Measurement grid: dx=5mm, dy=5mm, dz=5mm
Reference Value = 7.363 V/m; Power Drift = 0.01 dB
Peak SAR (extrapolated) = 19.1 W/kg
SAR(1 g) = 7.2 W/kg; SAR(10 g) = 2.63 W/kg
Smallest distance from peaks to all points 3 dB below = 6 mm
Ratio of SAR at M2 to SAR at M1 = 43.6%
Maximum value of SAR (measured) = 10.6 W/kg

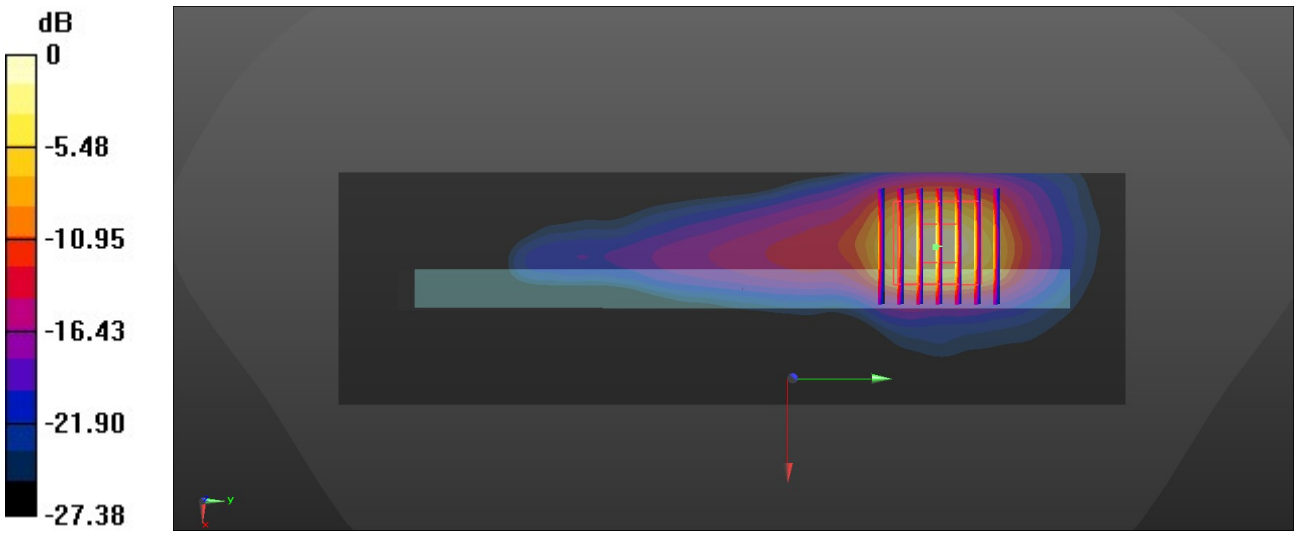

0 dB = 10.6 W/kg = 10.25 dBW/kg

Test Laboratory: Sporton International Inc. SAR/HAC Testing Lab Date: 2024/7/17

110_FR1 n7_40M_QPSK_1RB_1Offset_Left Side_0mm_Ch507000

Communication System: UID 0, 5G NR (0); Frequency: 2535 MHz;Duty Cycle: 1:1
Medium: HSL_2600 Medium parameters used: f = 2535 MHz; σ = 1.954 S/m; ε_r = 40.37; ρ = 1000 kg/m^3
Ambient Temperature：23.3 ℃; Liquid Temperature：22.8 ℃

DASY5 Configuration:
- Probe: EX3DV4 - SN3857; ConvF(7.36, 6.7, 7.41); Calibrated: 2024/1/22
- Sensor-Surface: 1.4mm (Mechanical Surface Detection)
- Electronics: DAE4 Sn1650; Calibrated: 2023/9/13
- Phantom: Twin-SAM V5.0 (30deg probe tilt); Type:QD 000 P40 CD; Serial: 1842
- Measurement SW: DASY52, Version 52.10 (4); SEMCAD X Version 14.6.14 (7501)

Area Scan (41x141x1): Interpolated grid: dx=1.200 mm, dy=1.200 mm
Maximum value of SAR (interpolated) = 9.47 W/kg

Zoom Scan (7x7x7)/Cube 0: Measurement grid: dx=5mm, dy=5mm, dz=5mm
Reference Value = 4.767 V/m; Power Drift = 0.08 dB
Peak SAR (extrapolated) = 16.7 W/kg
SAR(1 g) = 6.74 W/kg; SAR(10 g) = 2.4 W/kg
Smallest distance from peaks to all points 3 dB below = 6.4 mm
Ratio of SAR at M2 to SAR at M1 = 45.2%
Maximum value of SAR (measured) = 9.91 W/kg

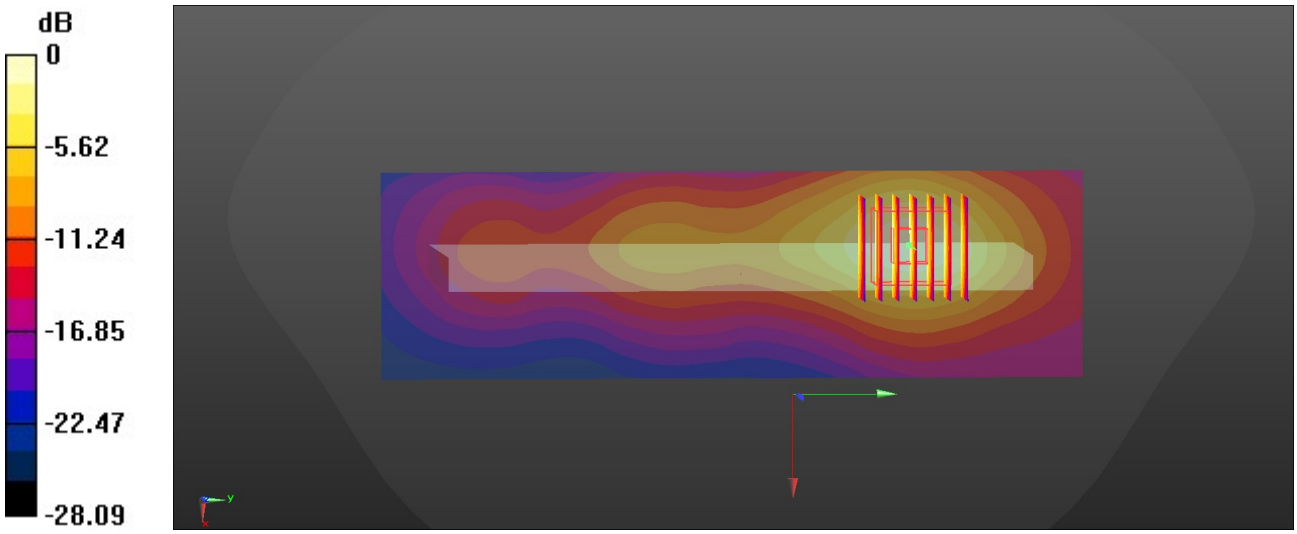

0 dB = 9.91 W/kg = 9.96 dBW/kg

Test Laboratory: Sporton International Inc. SAR/HAC Testing Lab Date: 2024/7/17

111_FR1 n41_100M_QPSK_1RB_1Offset_Left Side_0mm_Ch518598

Communication System: UID 0, 5G NR (0); Frequency: 2592.99 MHz;Duty Cycle: 1:1
Medium: HSL_2600 Medium parameters used: f = 2592.99 MHz; σ = 2.032 S/m; ε_r = 40.339; ρ = 1000 kg/m^3
Ambient Temperature：23.3 °C; Liquid Temperature：22.8 °C

DASY5 Configuration:
- Probe: EX3DV4 - SN3857; ConvF(7.36, 6.7, 7.41); Calibrated: 2024/1/22
- Sensor-Surface: 1.4mm (Mechanical Surface Detection)
- Electronics: DAE4 Sn1650; Calibrated: 2023/9/13
- Phantom: Twin-SAM V5.0 (30deg probe tilt); Type:QD 000 P40 CD; Serial: 1842
- Measurement SW: DASY52, Version 52.10 (4); SEMCAD X Version 14.6.14 (7501)

Area Scan (51x171x1): Interpolated grid: dx=1.200 mm, dy=1.200 mm
Maximum value of SAR (interpolated) = 9.65 W/kg

Zoom Scan (7x7x7)/Cube 0: Measurement grid: dx=5mm, dy=5mm, dz=5mm
Reference Value = 15.21 V/m; Power Drift = 0.01 dB
Peak SAR (extrapolated) = 21.5 W/kg
SAR(1 g) = 6.9 W/kg; SAR(10 g) = 2.4 W/kg
Smallest distance from peaks to all points 3 dB below = 5.8 mm
Ratio of SAR at M2 to SAR at M1 = 36.6%
Maximum value of SAR (measured) = 10.5 W/kg

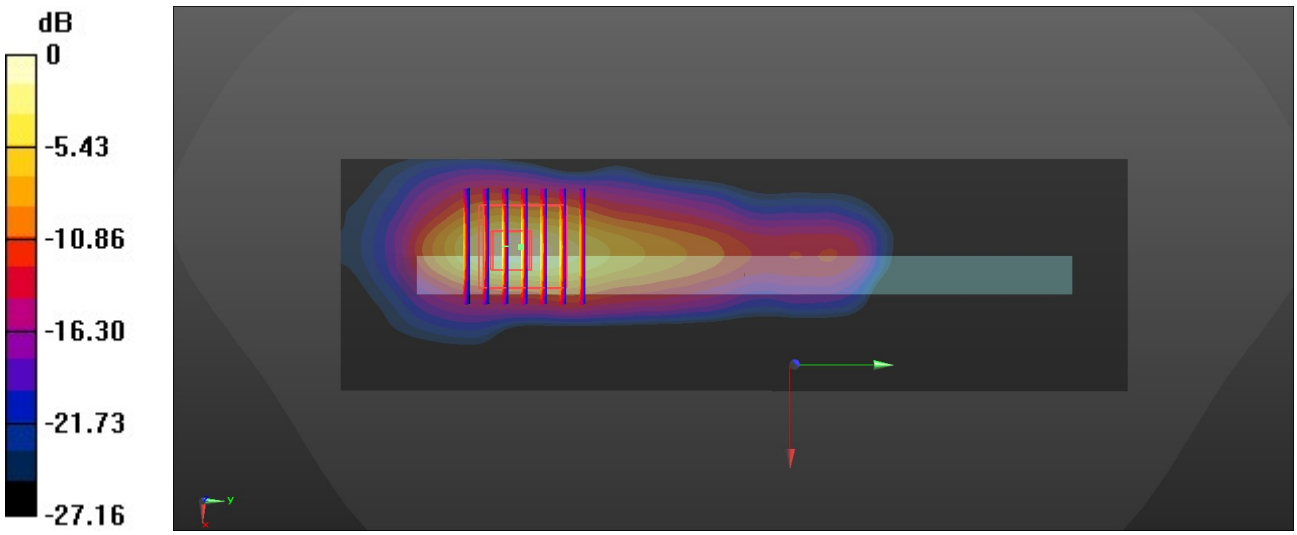

0 dB = 10.5 W/kg = 10.21 dBW/kg

Test Laboratory: Sporton International Inc. SAR/HAC Testing Lab Date: 2024/7/19

112_FR1 n48_40M_QPSK_1RB_1Offset_Front_0mm_Ch641666

Communication System: UID 0, 5G NR (0); Frequency: 3624.99 MHz;Duty Cycle: 1:1
Medium: HSL_3700 Medium parameters used: f = 3624.99 MHz; σ = 2.921 S/m; ε_r = 38.536; ρ = 1000 kg/m^3
Ambient Temperature：23.3 °C; Liquid Temperature：22.9 °C

DASY5 Configuration:
- Probe: EX3DV4 - SN3857; ConvF(7.06, 6.33, 6.89); Calibrated: 2024/1/22
- Sensor-Surface: 1.4mm (Mechanical Surface Detection)
- Electronics: DAE4 Sn1650; Calibrated: 2023/9/13
- Phantom: Twin-SAM V5.0 (30deg probe tilt); Type: QD 000 P40 CD; Serial: 1842
- Measurement SW: DASY52, Version 52.10 (4); SEMCAD X Version 14.6.14 (7501)

Area Scan (111x201x1): Interpolated grid: dx=1.000 mm, dy=1.000 mm
Maximum value of SAR (interpolated) = 14.8 W/kg

Zoom Scan (8x8x7)/Cube 0: Measurement grid: dx=4mm, dy=4mm, dz=1.4mm
Reference Value = 6.529 V/m; Power Drift = -0.01 dB
Peak SAR (extrapolated) = 19.5 W/kg
SAR(1 g) = 5.38 W/kg; SAR(10 g) = 2.05 W/kg
Smallest distance from peaks to all points 3 dB below = 4 mm
Ratio of SAR at M2 to SAR at M1 = 76.1%
Maximum value of SAR (measured) = 11.9 W/kg

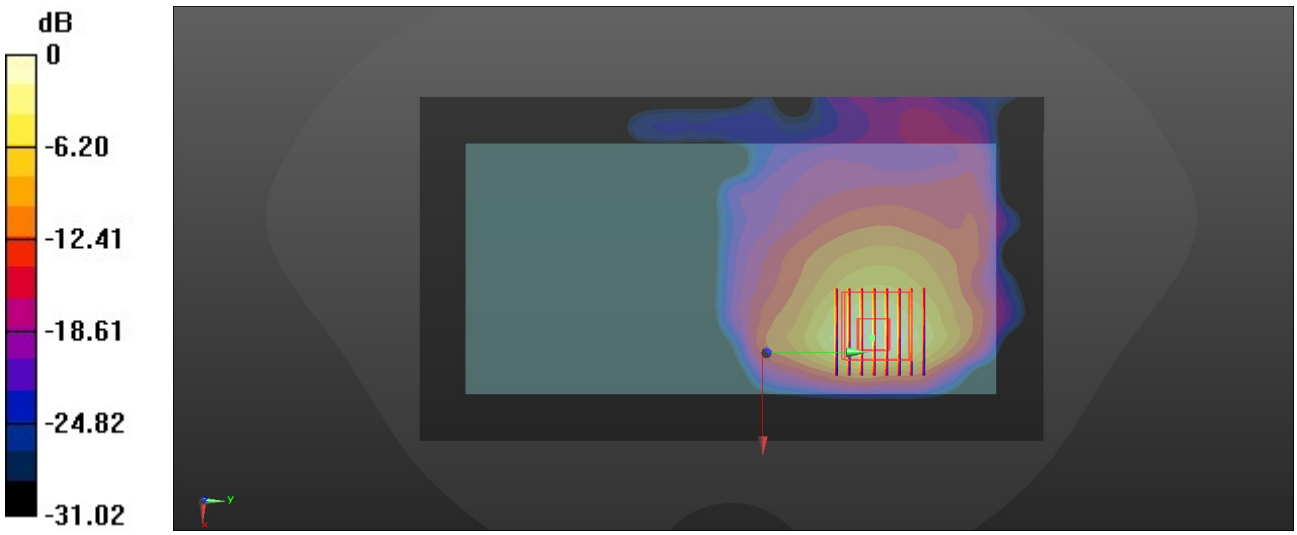

0 dB = 11.9 W/kg = 10.76 dBW/kg