01_HAC T-coil_WCDMA II_Voice_Ch9400

Measurement performed on October 18, 2024 at 04:19

Device Under Test

Manufacturer	Model	Dimensions [mm]	Speaker Position [mm]
		146.2 x 71.8 x 7.5	144.3

Hardware Setup

Probe Name	Probe Calibration Date	DAE Name	DAE Calibration Date
AM1DV3 - 3093	June 05, 2024	DAE4 Sn1691	April 19, 2024

Communication Systems

Band Name	Communication Systems Name	Channel	Frequency [MHz]
Band 2	UMTS-FDD (WCDMA, AMR)	9400	1880.0

Grid Settings

Extent X [mm]	Extent Y [mm]	Step X [mm]	Step Y [mm]	Distance [mm]
52.0	52.0	4.0	4.0	10.0

Results

Audio File	Measurement Duration [s]	Margin Upper Bound [dB]	Margin Lower Bound [dB]
48k_voice_300-3000_2s.wav	2.0	2.0	1.86

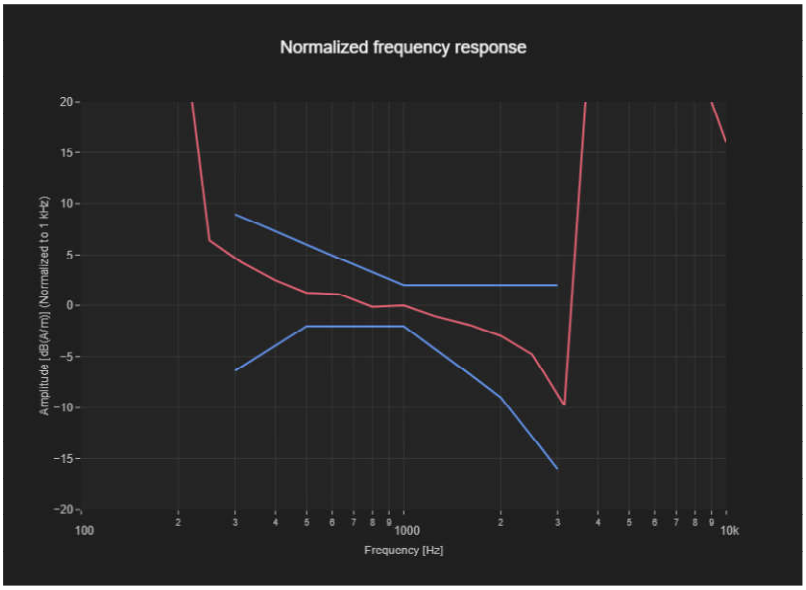

T-Coil Coupling Mode Test Report

Results

Primary Group Contiguous Point Count	Secondary Group Point Count	Secondary Group Max Longitudinal	Secondary Group Max Transverse
421	676	26	26

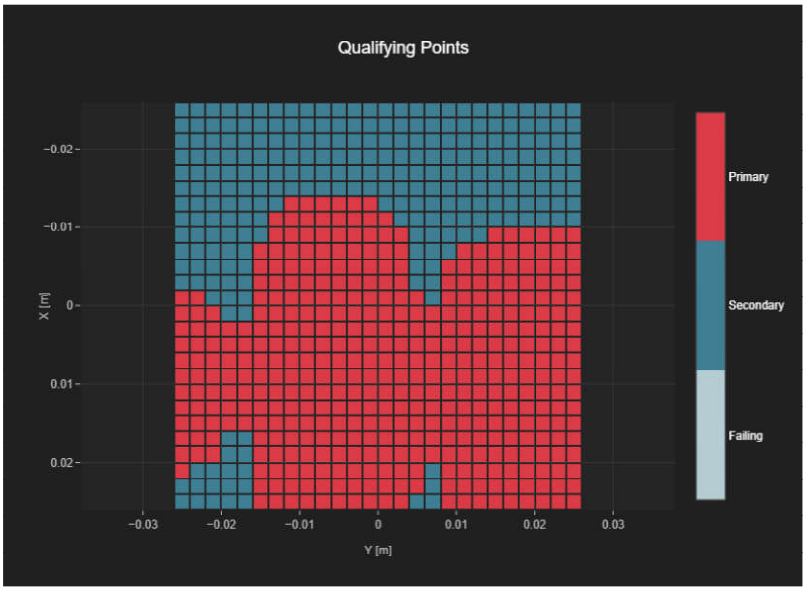

02_HAC T-coil_WCDMA IV_Voice_Ch1413

Measurement performed on October 18, 2024 at 06:29

Device Under Test

Manufacturer	Model	Dimensions [mm]	Speaker Position [mm]
		146.2 x 71.8 x 7.5	144.3

Hardware Setup

Probe Name	Probe Calibration Date	DAE Name	DAE Calibration Date
AM1DV3 - 3093	June 05, 2024	DAE4 Sn1691	April 19, 2024

Communication Systems

Band Name	Communication Systems Name	Channel	Frequency [MHz]
Band 4	UMTS-FDD (WCDMA, AMR)	1413	1732.6

Grid Settings

Extent X [mm]	Extent Y [mm]	Step X [mm]	Step Y [mm]	Distance [mm]
52.0	52.0	4.0	4.0	10.0

Results

Audio File	Measurement Duration [s]	Margin Upper Bound [dB]	Margin Lower Bound [dB]
48k_voice_300-3000_2s.wav	2.0	2.0	1.95

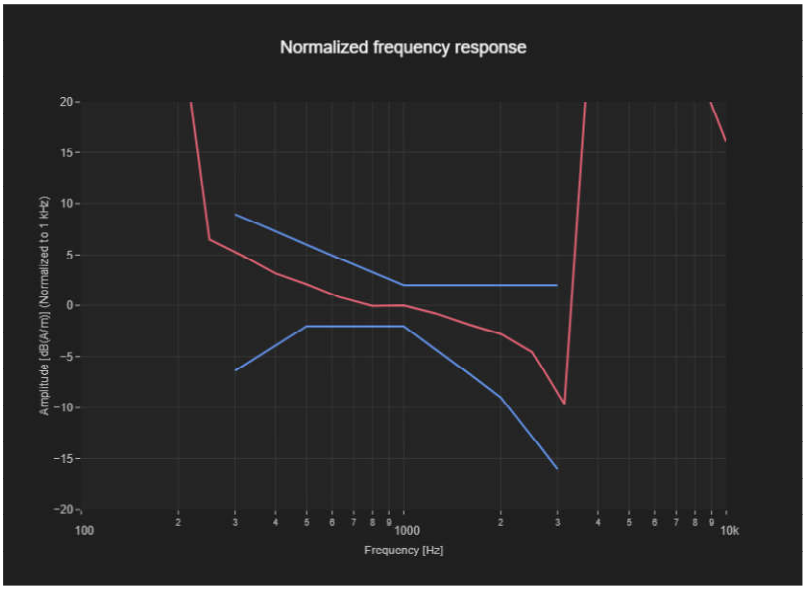

T-Coil Coupling Mode Test Report

Results

Primary Group Contiguous Point Count	Secondary Group Point Count	Secondary Group Max Longitudinal	Secondary Group Max Transverse
424	676	26	26

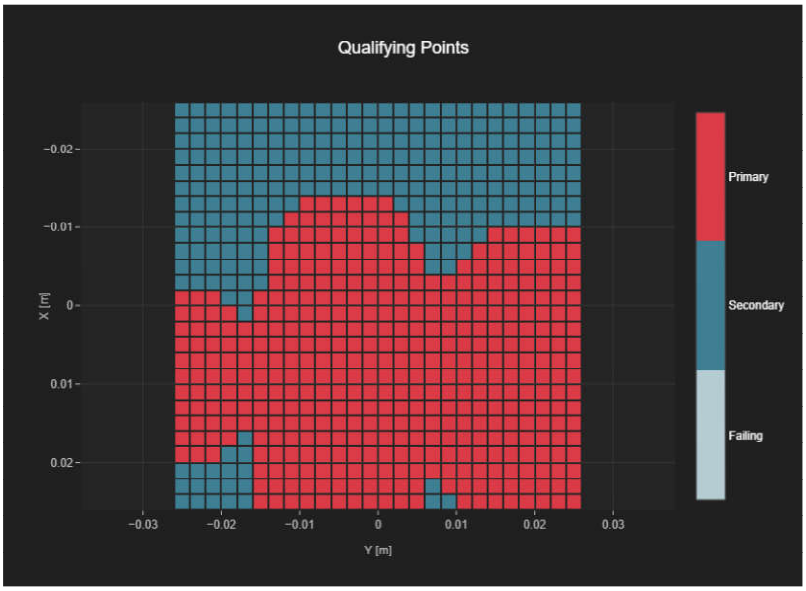

03_HAC T-coil_WCDMA V_Voice_Ch4182

Measurement performed on October 08, 2024 at 14:05

Device Under Test

Manufacturer	Model	Dimensions [mm]	Speaker Position [mm]
		146.2 x 71.8 x 7.5	144.3

Hardware Setup

Probe Name	Probe Calibration Date	DAE Name	DAE Calibration Date
AM1DV3 - 3093	June 05, 2024	DAE4 Sn1691	April 19, 2024

Communication Systems

Band Name	Communication Systems Name	Channel	Frequency [MHz]
Band 5	UMTS-FDD (WCDMA, AMR)	4182	836.4

Grid Settings

Extent X [mm]	Extent Y [mm]	Step X [mm]	Step Y [mm]	Distance [mm]
52.0	52.0	4.0	4.0	10.0

Results

Audio File	Measurement Duration [s]	Margin Upper Bound [dB]	Margin Lower Bound [dB]
48k_voice_300-3000_2s.wav	2.0	2.0	2.0

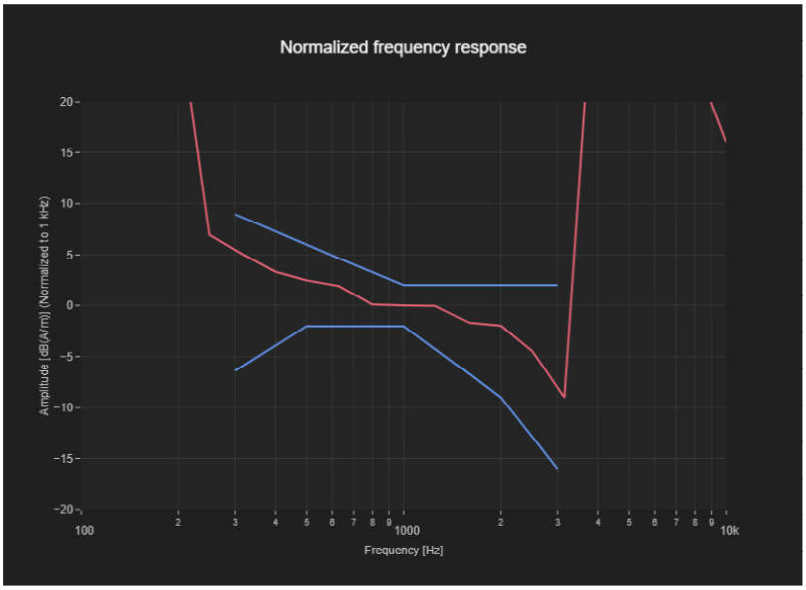

T-Coil Coupling Mode Test Report

Results

Primary Group Contiguous Point Count	Secondary Group Point Count	Secondary Group Max Longitudinal	Secondary Group Max Transverse
427	676	26	26

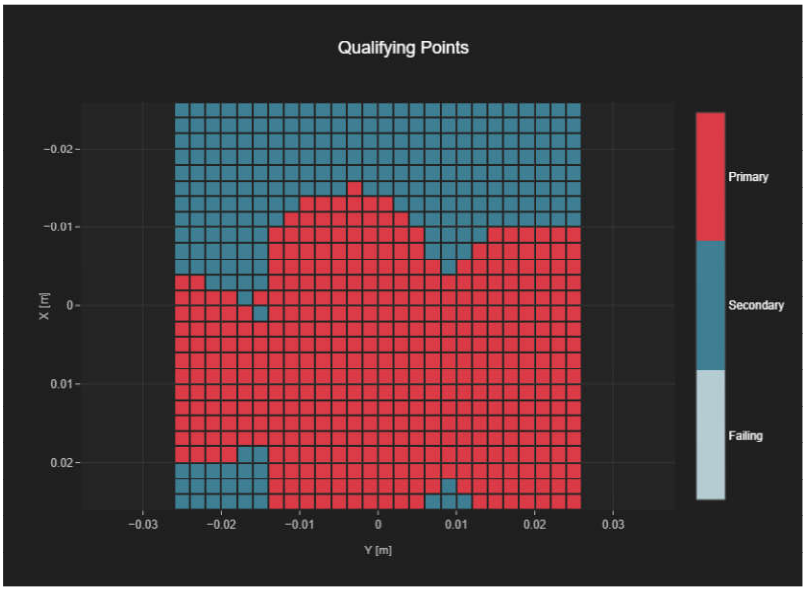

04_HAC T-coil_LTE Band 7_20M_QPSK_100RB_0Offset_Ch21100

Measurement performed on October 18, 2024 at 06:45

Device Under Test

Manufacturer	Model	Dimensions [mm]	Speaker Position [mm]
		146.2 x 71.8 x 7.5	144.3

Hardware Setup

Probe Name	Probe Calibration Date	DAE Name	DAE Calibration Date
AM1DV3 - 3093	June 05, 2024	DAE4 Sn1691	April 19, 2024

Communication Systems

Band Name	Communication Systems Name	Channel	Frequency [MHz]
Band 7	LTE-FDD (SC-FDMA, 100% RB, 20 MHz, QPSK)	21100	2535.0

Grid Settings

Extent X [mm]	Extent Y [mm]	Step X [mm]	Step Y [mm]	Distance [mm]
52.0	52.0	4.0	4.0	10.0

Results

Audio File	Measurement Duration [s]	Margin Upper Bound [dB]	Margin Lower Bound [dB]
48k_voice_300-3000_2s.wav	2.0	1.6	1.97

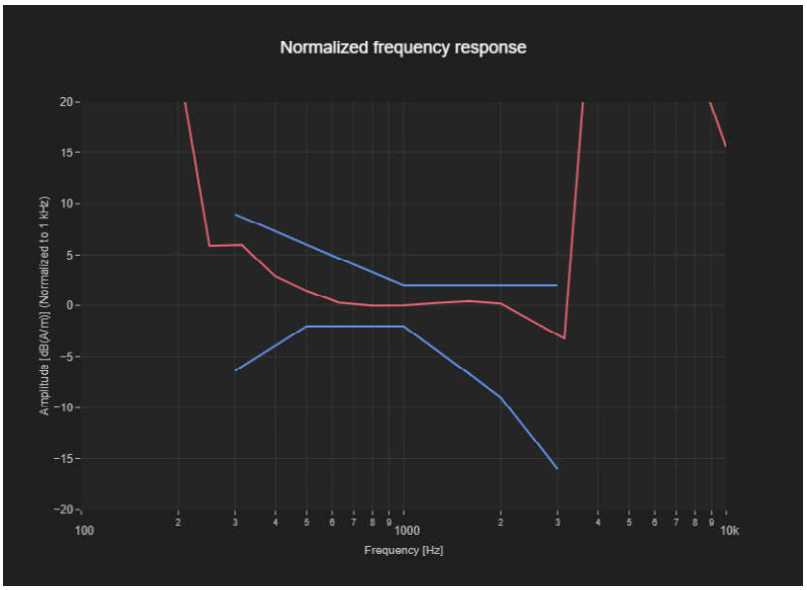

T-Coil Coupling Mode Test Report

Results

Primary Group Contiguous Point Count	Secondary Group Point Count	Secondary Group Max Longitudinal	Secondary Group Max Transverse
313	596	26	26

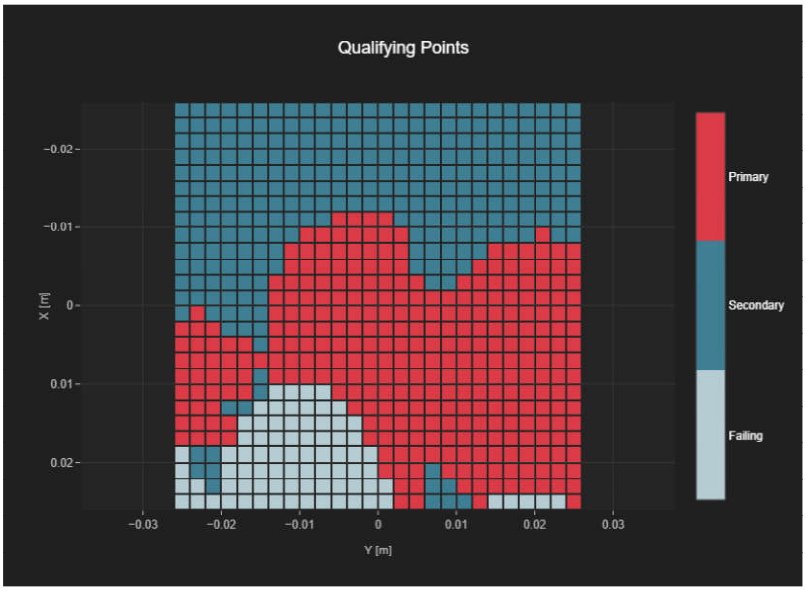

05_HAC T-coil_LTE Band 7_20M_QPSK_100RB_0Offset_Ch21100

Measurement performed on October 21, 2024 at 12:02

Device Under Test

Manufacturer	Model	Dimensions [mm]	Speaker Position [mm]
		146.2 x 71.8 x 7.5	144.3

Hardware Setup

Probe Name	Probe Calibration Date	DAE Name	DAE Calibration Date
AM1DV3 - 3093	June 05, 2024	DAE4 Sn1691	April 19, 2024

Communication Systems

Band Name	Communication Systems Name	Channel	Frequency [MHz]
Band 7	LTE-FDD (SC-FDMA, 100% RB, 20 MHz, QPSK)	21100	2535.0

Grid Settings

Extent X [mm]	Extent Y [mm]	Step X [mm]	Step Y [mm]	Distance [mm]
52.0	52.0	4.0	4.0	10.0

Results

Audio File	Measurement Duration [s]	Margin Upper Bound [dB]	Margin Lower Bound [dB]
48k_voice_300-3000_2s.wav	2.0	2.0	1.55

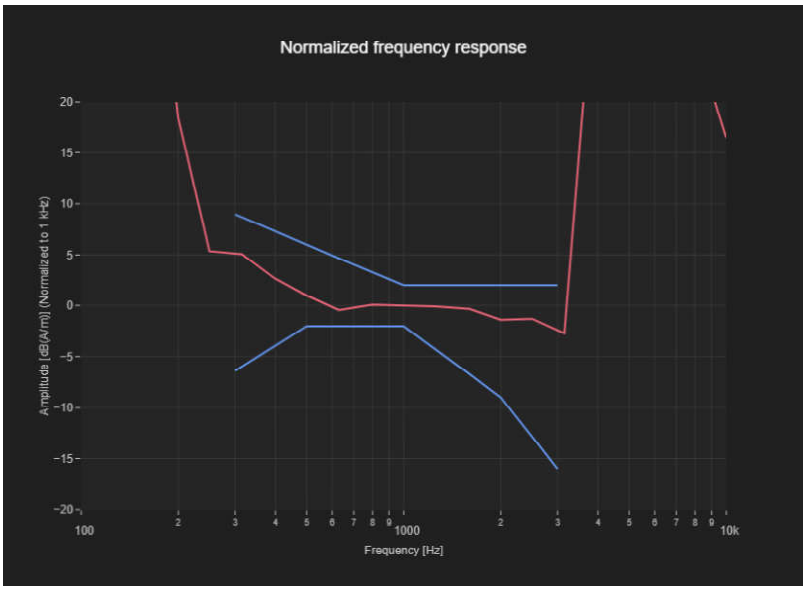

T-Coil Coupling Mode Test Report

Results

Primary Group Contiguous Point Count	Secondary Group Point Count	Secondary Group Max Longitudinal	Secondary Group Max Transverse
269	561	25	26

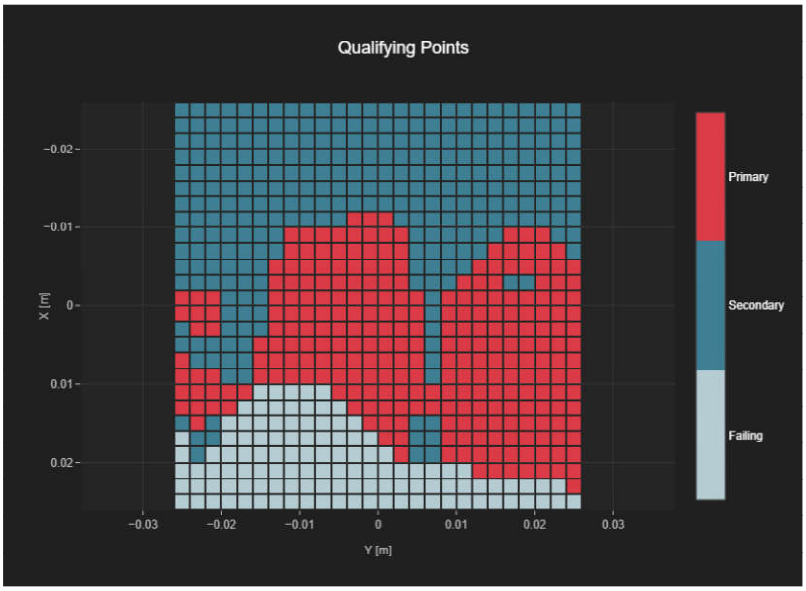

06_HAC T-coil_LTE Band 12_10M_QPSK_50RB_0Offset_Ch23095

Measurement performed on October 18, 2024 at 07:51

Device Under Test

Manufacturer	Model	Dimensions [mm]	Speaker Position [mm]
		146.2 x 71.8 x 7.5	144.3

Hardware Setup

Probe Name	Probe Calibration Date	DAE Name	DAE Calibration Date
AM1DV3 - 3093	June 05, 2024	DAE4 Sn1691	April 19, 2024

Communication Systems

Band Name	Communication Systems Name	Channel	Frequency [MHz]
Band 12	LTE-FDD (SC-FDMA, 100% RB, 10 MHz, QPSK)	23095	707.5

Grid Settings

Extent X [mm]	Extent Y [mm]	Step X [mm]	Step Y [mm]	Distance [mm]
52.0	52.0	4.0	4.0	10.0

Results

Audio File	Measurement Duration [s]	Margin Upper Bound [dB]	Margin Lower Bound [dB]
48k_voice_300-3000_2s.wav	2.0	0.85	2.0

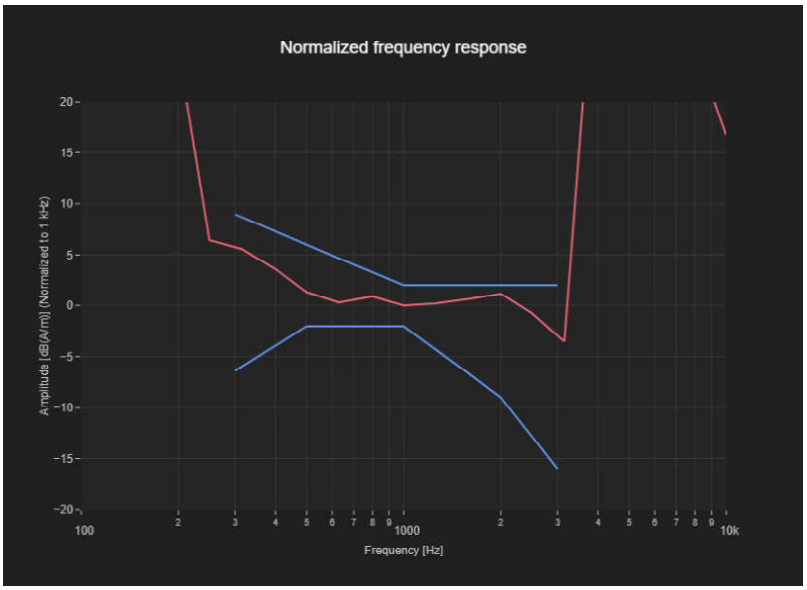

T-Coil Coupling Mode Test Report

Results

Primary Group Contiguous Point Count	Secondary Group Point Count	Secondary Group Max Longitudinal	Secondary Group Max Transverse
318	646	26	26

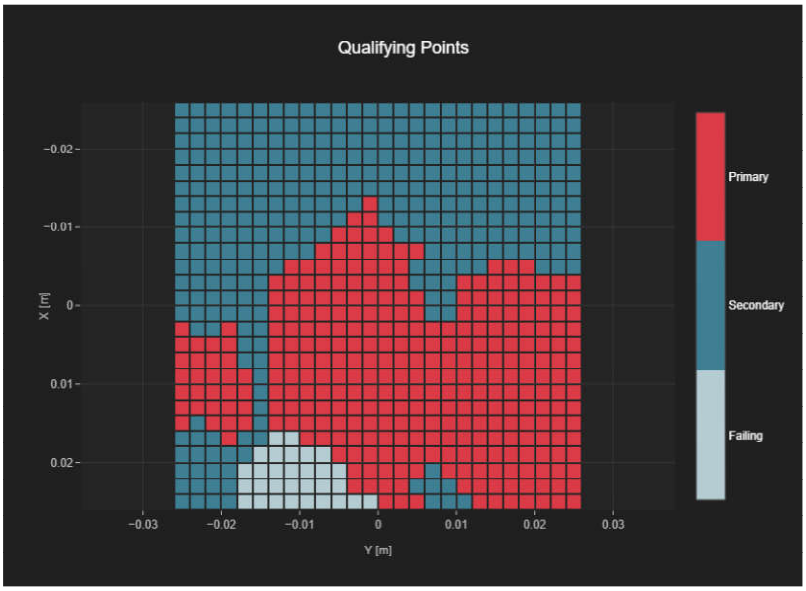

07_HAC T-coil_LTE Band 13_10M_QPSK_50RB_0Offset_Ch23230

Measurement performed on October 18, 2024 at 08:30

Device Under Test

Manufacturer	Model	Dimensions [mm]	Speaker Position [mm]
		146.2 x 71.8 x 7.5	144.3

Hardware Setup

Probe Name	Probe Calibration Date	DAE Name	DAE Calibration Date
AM1DV3 - 3093	June 05, 2024	DAE4 Sn1691	April 19, 2024

Communication Systems

Band Name	Communication Systems Name	Channel	Frequency [MHz]
Band 13	LTE-FDD (SC-FDMA, 100% RB, 10 MHz, QPSK)	23230	782.0

Grid Settings

Extent X [mm]	Extent Y [mm]	Step X [mm]	Step Y [mm]	Distance [mm]
52.0	52.0	4.0	4.0	10.0

Results

Audio File	Measurement Duration [s]	Margin Upper Bound [dB]	Margin Lower Bound [dB]
48k_voice_300-3000_2s.wav	2.0	1.34	2.0

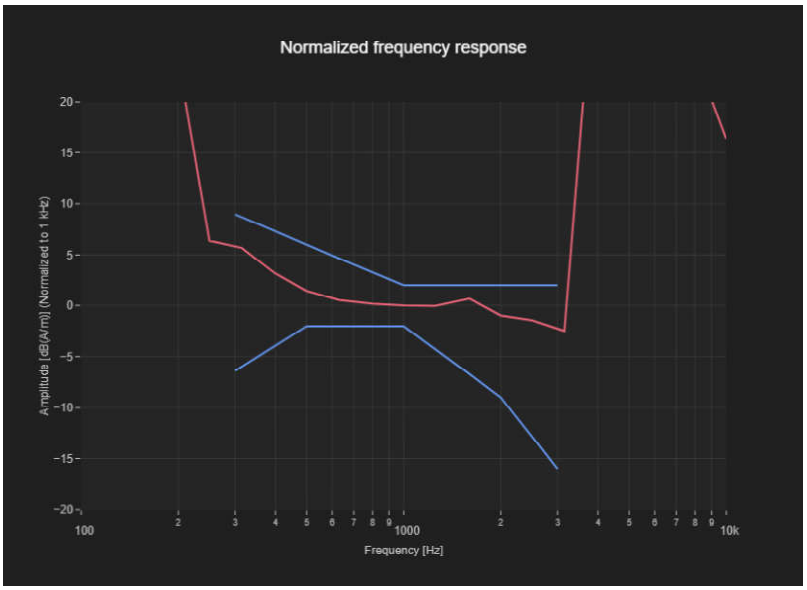

T-Coil Coupling Mode Test Report

Results

Primary Group Contiguous Point Count	Secondary Group Point Count	Secondary Group Max Longitudinal	Secondary Group Max Transverse
342	652	26	26

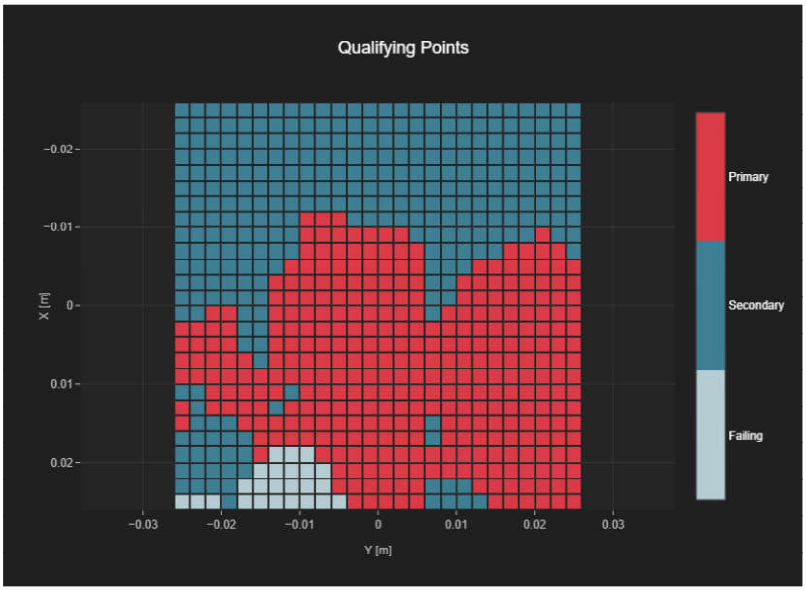

08_HAC T-coil_LTE Band 14_10M_QPSK_50RB_0Offset_Ch23330

Measurement performed on October 21, 2024 at 18:49

Device Under Test

Manufacturer	Model	Dimensions [mm]	Speaker Position [mm]
		146.2 x 71.8 x 7.5	144.3

Hardware Setup

Probe Name	Probe Calibration Date	DAE Name	DAE Calibration Date
AM1DV3 - 3093	June 05, 2024	DAE4 Sn1691	April 19, 2024

Communication Systems

Band Name	Communication Systems Name	Channel	Frequency [MHz]
Band 14	LTE-FDD (SC-FDMA, 100% RB, 10 MHz, QPSK)	23330	793.0

Grid Settings

Extent X [mm]	Extent Y [mm]	Step X [mm]	Step Y [mm]	Distance [mm]
52.0	52.0	4.0	4.0	10.0

Results

Audio File	Measurement Duration [s]	Margin Upper Bound [dB]	Margin Lower Bound [dB]
48k_voice_300-3000_2s.wav	2.0	1.38	2.0

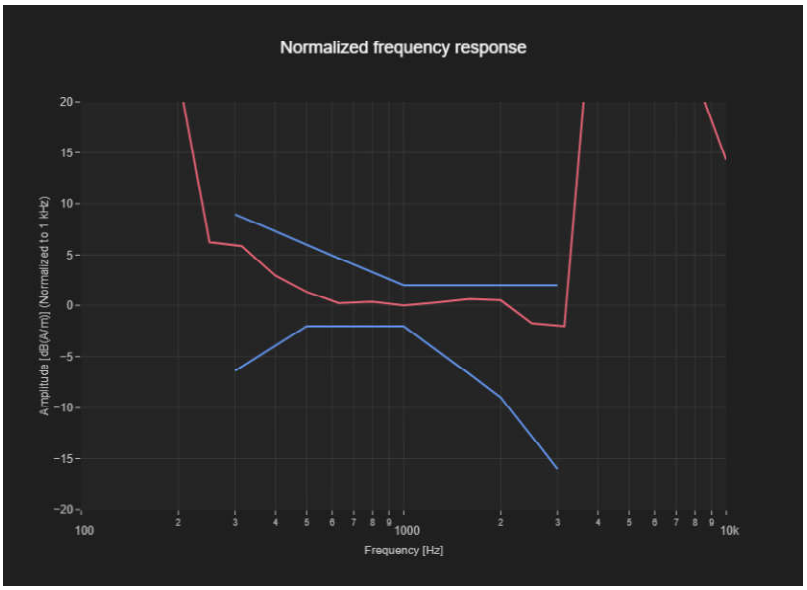

T-Coil Coupling Mode Test Report

Results

Primary Group Contiguous Point Count	Secondary Group Point Count	Secondary Group Max Longitudinal	Secondary Group Max Transverse
312	648	26	26

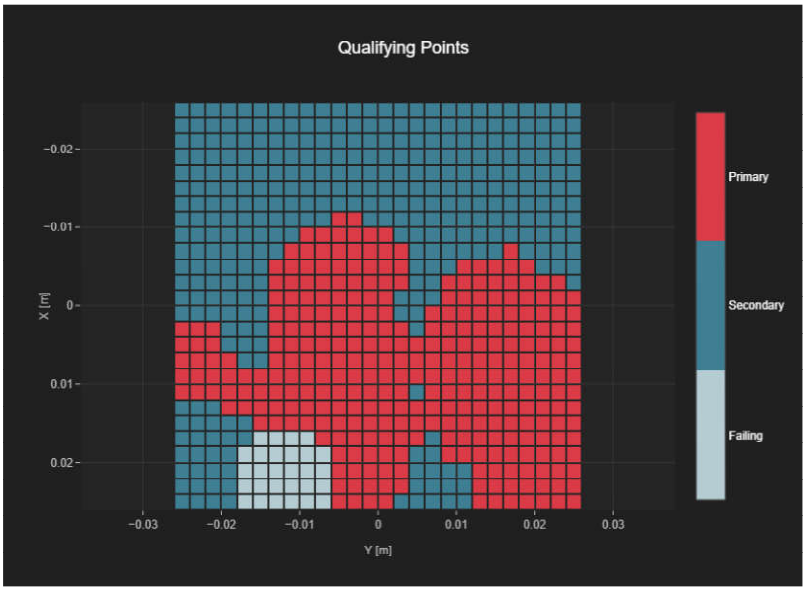

09_HAC T-coil_LTE Band 25_20M_QPSK_100RB_0Offset_Ch26340

Measurement performed on October 16, 2024 at 17:05

Device Under Test

Manufacturer	Model	Dimensions [mm]	Speaker Position [mm]
		146.2 x 71.8 x 7.5	144.3

Hardware Setup

Probe Name	Probe Calibration Date	DAE Name	DAE Calibration Date
AM1DV3 - 3093	June 05, 2024	DAE4 Sn1691	April 19, 2024

Communication Systems

Band Name	Communication Systems Name	Channel	Frequency [MHz]
Band 25	LTE-FDD (SC-FDMA, 100% RB, 20 MHz, QPSK)	26340	1880.0

Grid Settings

Extent X [mm]	Extent Y [mm]	Step X [mm]	Step Y [mm]	Distance [mm]
52.0	52.0	4.0	4.0	10.0

Results

Audio File	Measurement Duration [s]	Margin Upper Bound [dB]	Margin Lower Bound [dB]
48k_voice_300-3000_2s.wav	2.0	1.94	2.0

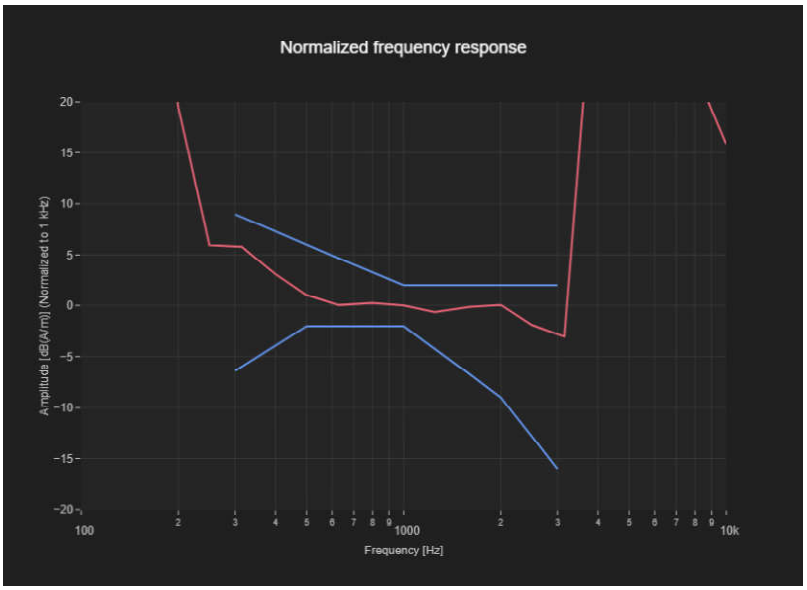

T-Coil Coupling Mode Test Report

Results

Primary Group Contiguous Point Count	Secondary Group Point Count	Secondary Group Max Longitudinal	Secondary Group Max Transverse
308	597	26	26

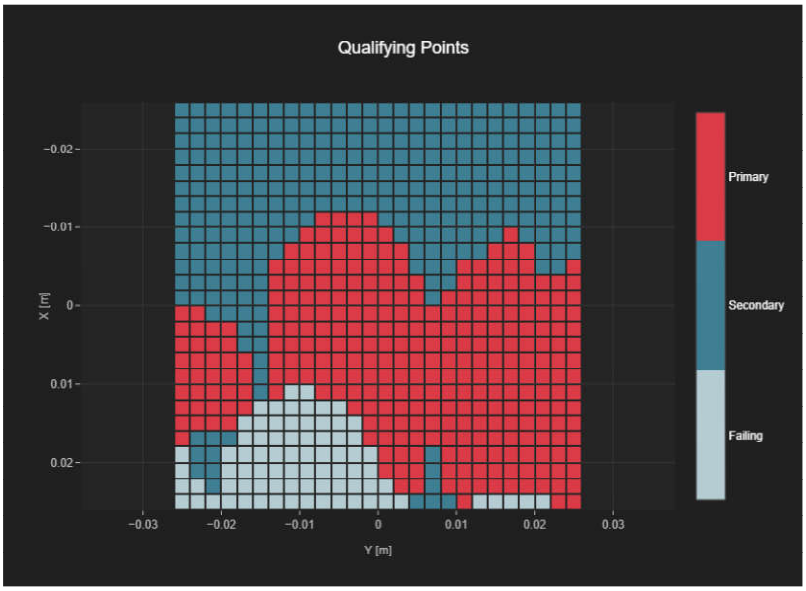

10_HAC T-coil_LTE Band 2_20M_QPSK_100RB_0Offset_Ch18900

Measurement performed on October 21, 2024 at 14:38

Device Under Test

Manufacturer	Model	Dimensions [mm]	Speaker Position [mm]
		146.2 x 71.8 x 7.5	144.3

Hardware Setup

Probe Name	Probe Calibration Date	DAE Name	DAE Calibration Date
AM1DV3 - 3093	June 05, 2024	DAE4 Sn1691	April 19, 2024

Communication Systems

Band Name	Communication Systems Name	Channel	Frequency [MHz]
Band 2	LTE-FDD (SC-FDMA, 100% RB, 20 MHz, QPSK)	18900	1880.0

Grid Settings

Extent X [mm]	Extent Y [mm]	Step X [mm]	Step Y [mm]	Distance [mm]
52.0	52.0	4.0	4.0	10.0

Results

Audio File	Measurement Duration [s]	Margin Upper Bound [dB]	Margin Lower Bound [dB]
48k_voice_300-3000_2s.wav	2.0	1.28	1.72

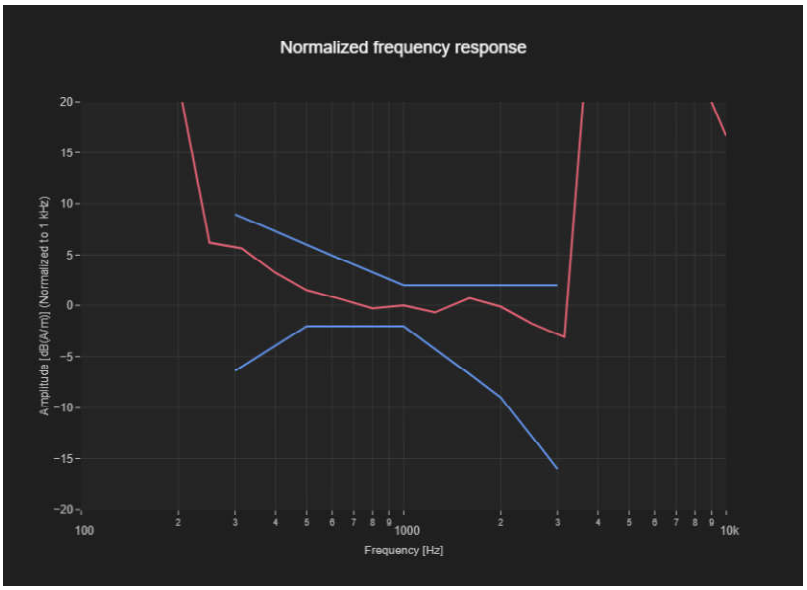

T-Coil Coupling Mode Test Report

Results

Primary Group Contiguous Point Count	Secondary Group Point Count	Secondary Group Max Longitudinal	Secondary Group Max Transverse
233	519	24	26

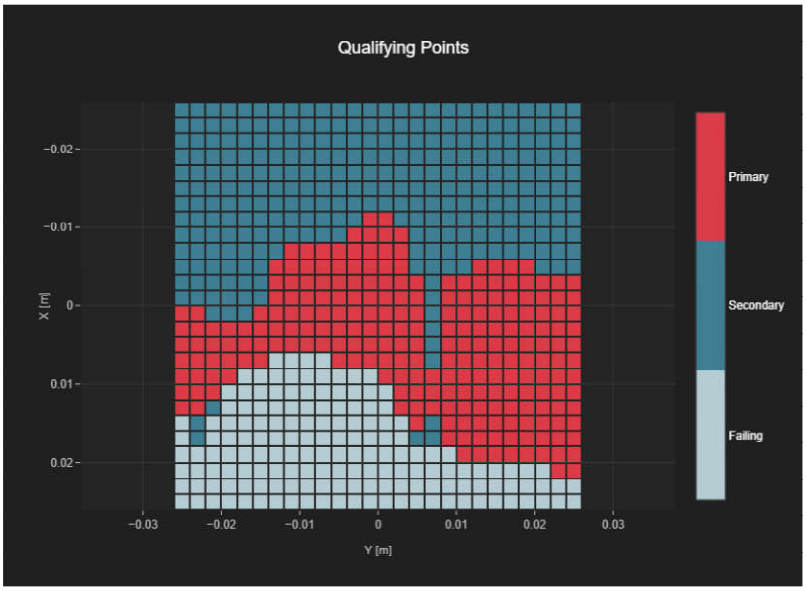

11_HAC T-coil_LTE Band 26_15M_QPSK_75RB_0Offset_Ch26865

Measurement performed on October 21, 2024 at 18:12

Device Under Test

Manufacturer	Model	Dimensions [mm]	Speaker Position [mm]
		146.2 x 71.8 x 7.5	144.3

Hardware Setup

Probe Name	Probe Calibration Date	DAE Name	DAE Calibration Date
AM1DV3 - 3093	June 05, 2024	DAE4 Sn1691	April 19, 2024

Communication Systems

Band Name	Communication Systems Name	Channel	Frequency [MHz]
Band 26	LTE-FDD (SC-FDMA, 100% RB, 15 MHz, QPSK)	26865	831.5

Grid Settings

Extent X [mm]	Extent Y [mm]	Step X [mm]	Step Y [mm]	Distance [mm]
52.0	52.0	4.0	4.0	10.0

Results

Audio File	Measurement Duration [s]	Margin Upper Bound [dB]	Margin Lower Bound [dB]
48k_voice_300-3000_2s.wav	2.0	0.97	2.0

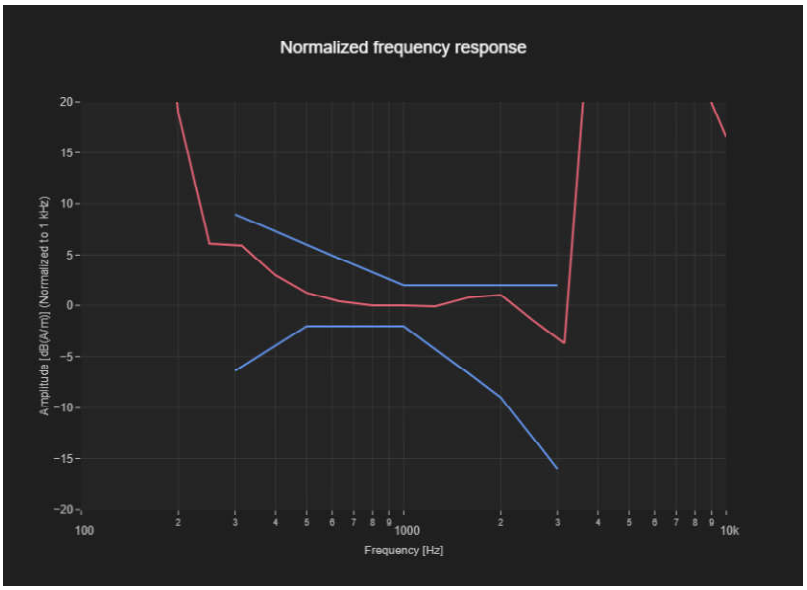

T-Coil Coupling Mode Test Report

Results

Primary Group Contiguous Point Count	Secondary Group Point Count	Secondary Group Max Longitudinal	Secondary Group Max Transverse
322	650	26	26

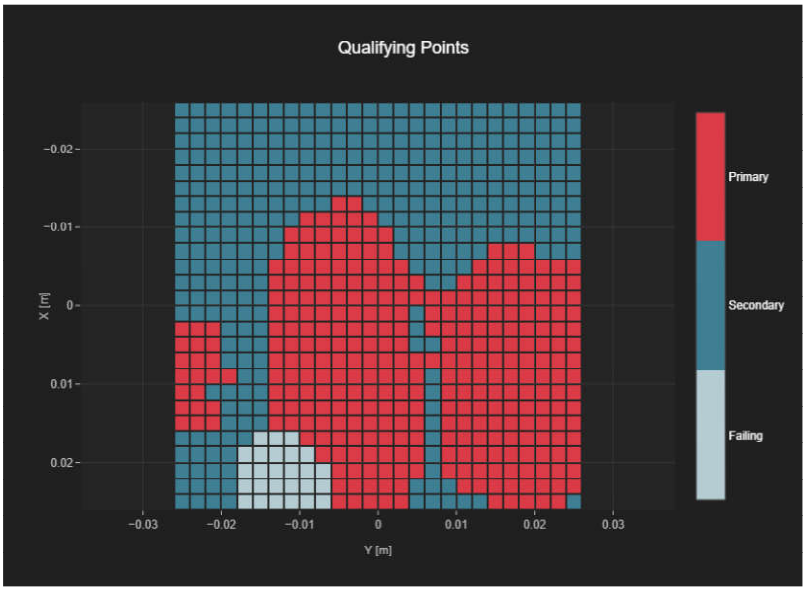

12_HAC T-coil_LTE Band 30_10M_QPSK_50RB_0Offset_Ch27710

Measurement performed on October 21, 2024 at 20:00

Device Under Test

Manufacturer	Model	Dimensions [mm]	Speaker Position [mm]
		146.2 x 71.8 x 7.5	144.3

Hardware Setup

Probe Name	Probe Calibration Date	DAE Name	DAE Calibration Date
AM1DV3 - 3093	June 05, 2024	DAE4 Sn1691	April 19, 2024

Communication Systems

Band Name	Communication Systems Name	Channel	Frequency [MHz]
Band 30	LTE-FDD (SC-FDMA, 100% RB, 10 MHz, QPSK)	27710	2310.0

Grid Settings

Extent X [mm]	Extent Y [mm]	Step X [mm]	Step Y [mm]	Distance [mm]
52.0	52.0	4.0	4.0	10.0

Results

Audio File	Measurement Duration [s]	Margin Upper Bound [dB]	Margin Lower Bound [dB]
48k_voice_300-3000_2s.wav	2.0	1.05	2.0

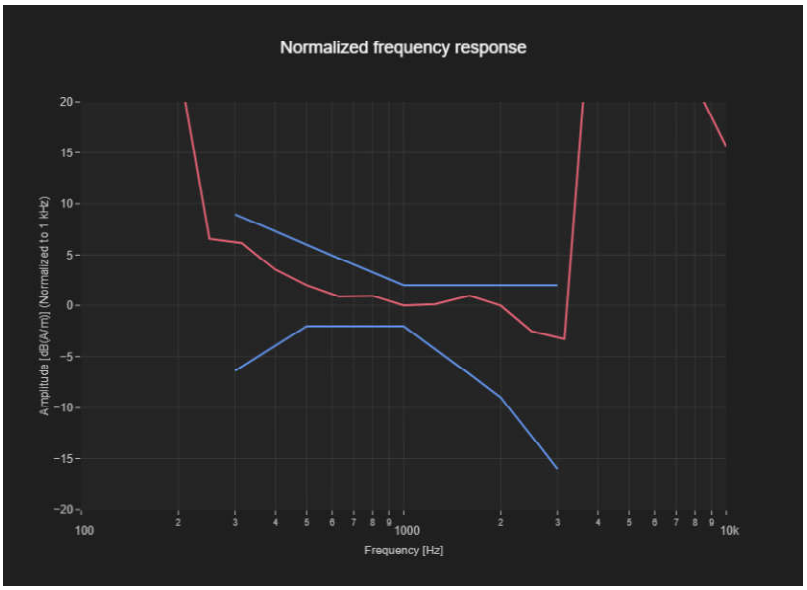

T-Coil Coupling Mode Test Report

Results

Primary Group Contiguous Point Count	Secondary Group Point Count	Secondary Group Max Longitudinal	Secondary Group Max Transverse
274	610	26	26

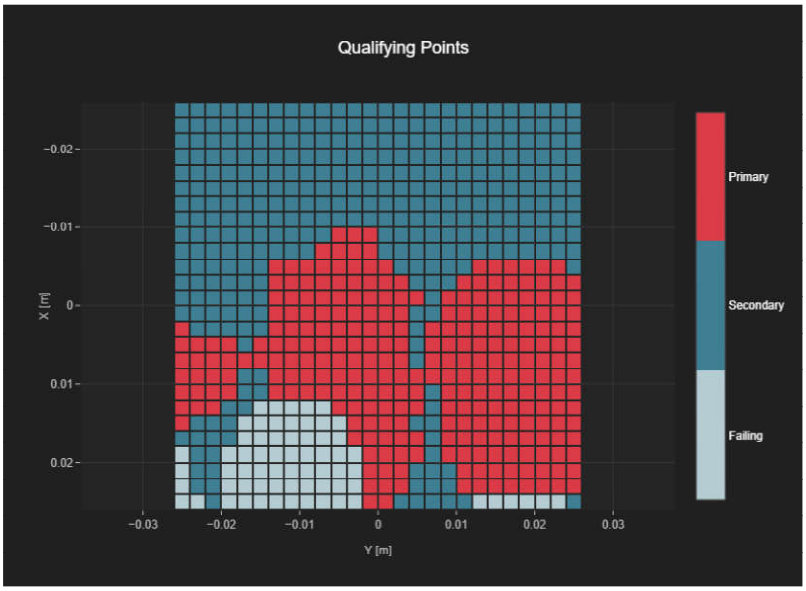

13_HAC T-coil_LTE Band 30_10M_QPSK_50RB_0Offset_Ch27710

Measurement performed on October 21, 2024 at 16:22

Device Under Test

Manufacturer	Model	Dimensions [mm]	Speaker Position [mm]
		146.2 x 71.8 x 7.5	144.3

Hardware Setup

Probe Name	Probe Calibration Date	DAE Name	DAE Calibration Date
AM1DV3 - 3093	June 05, 2024	DAE4 Sn1691	April 19, 2024

Communication Systems

Band Name	Communication Systems Name	Channel	Frequency [MHz]
Band 30	LTE-FDD (SC-FDMA, 100% RB, 10 MHz, QPSK)	27710	2310.0

Grid Settings

Extent X [mm]	Extent Y [mm]	Step X [mm]	Step Y [mm]	Distance [mm]
52.0	52.0	4.0	4.0	10.0

Results

Audio File	Measurement Duration [s]	Margin Upper Bound [dB]	Margin Lower Bound [dB]
48k_voice_300-3000_2s.wav	2.0	1.26	2.0

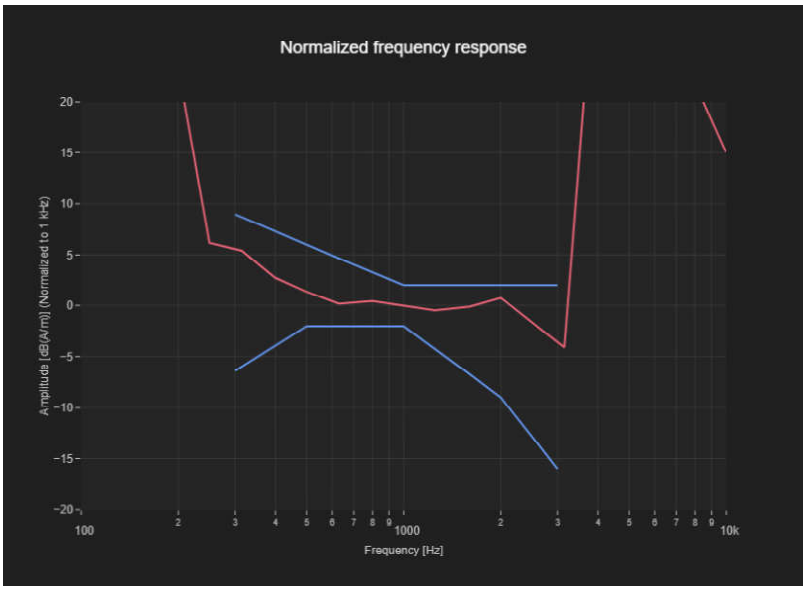

T-Coil Coupling Mode Test Report

Results

Primary Group Contiguous Point Count	Secondary Group Point Count	Secondary Group Max Longitudinal	Secondary Group Max Transverse
225	517	24	26

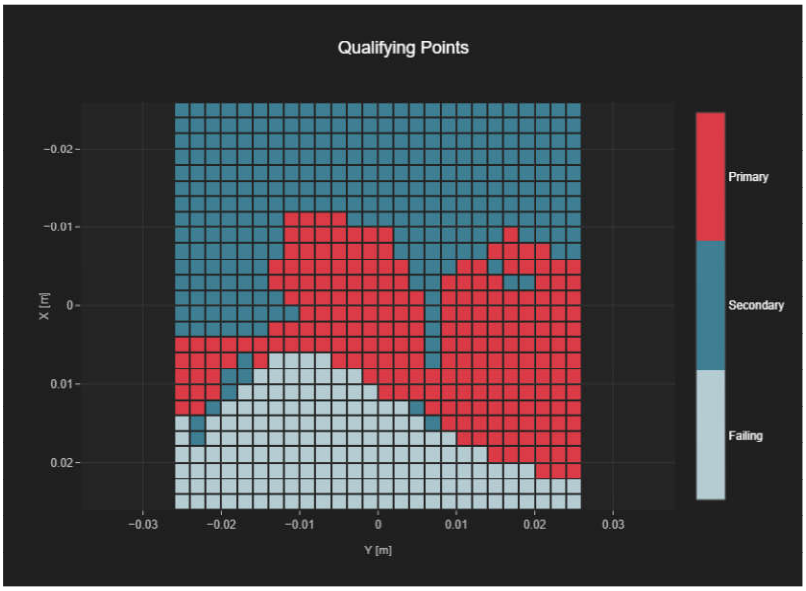

14_HAC T-coil_LTE Band 66_20M_QPSK_100RB_0Offset_Ch132322

Measurement performed on October 21, 2024 at 19:42

Device Under Test

Manufacturer	Model	Dimensions [mm]	Speaker Position [mm]
		146.2 x 71.8 x 7.5	144.3

Hardware Setup

Probe Name	Probe Calibration Date	DAE Name	DAE Calibration Date
AM1DV3 - 3093	June 05, 2024	DAE4 Sn1691	April 19, 2024

Communication Systems

Band Name	Communication Systems Name	Channel	Frequency [MHz]
Band 66	LTE-FDD (SC-FDMA, 100% RB, 20 MHz, QPSK)	132322	1745.0

Grid Settings

Extent X [mm]	Extent Y [mm]	Step X [mm]	Step Y [mm]	Distance [mm]
52.0	52.0	4.0	4.0	10.0

Results

Audio File	Measurement Duration [s]	Margin Upper Bound [dB]	Margin Lower Bound [dB]
48k_voice_300-3000_2s.wav	2.0	1.33	2.0

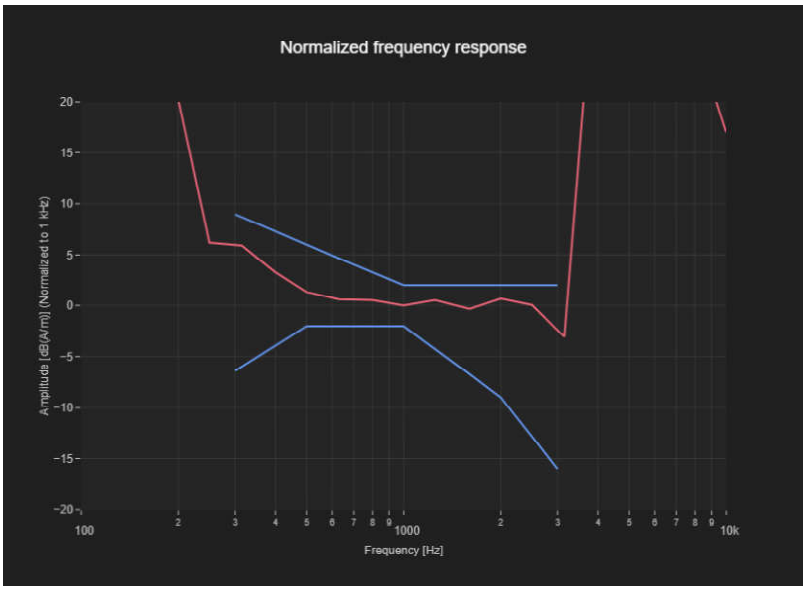

T-Coil Coupling Mode Test Report

Results

Primary Group Contiguous Point Count	Secondary Group Point Count	Secondary Group Max Longitudinal	Secondary Group Max Transverse
282	596	26	26

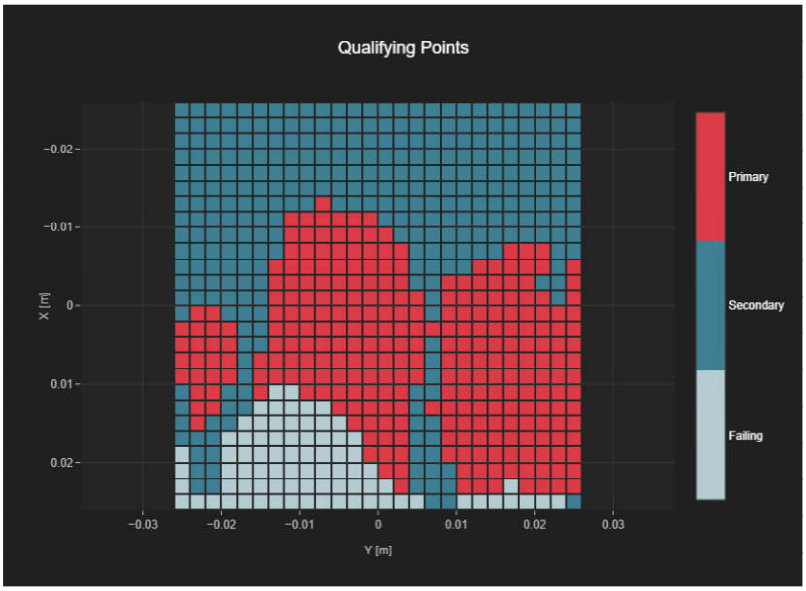

15_HAC T-coil_LTE Band 66_20M_QPSK_100RB_0Offset_Ch132322

Measurement performed on October 21, 2024 at 15:41

Device Under Test

Manufacturer	Model	Dimensions [mm]	Speaker Position [mm]
		146.2 x 71.8 x 7.5	144.3

Hardware Setup

Probe Name	Probe Calibration Date	DAE Name	DAE Calibration Date
AM1DV3 - 3093	June 05, 2024	DAE4 Sn1691	April 19, 2024

Communication Systems

Band Name	Communication Systems Name	Channel	Frequency [MHz]
Band 66	LTE-FDD (SC-FDMA, 100% RB, 20 MHz, QPSK)	132322	1745.0

Grid Settings

Extent X [mm]	Extent Y [mm]	Step X [mm]	Step Y [mm]	Distance [mm]
52.0	52.0	4.0	4.0	10.0

Results

Audio File	Measurement Duration [s]	Margin Upper Bound [dB]	Margin Lower Bound [dB]
48k_voice_300-3000_2s.wav	2.0	1.3	1.97

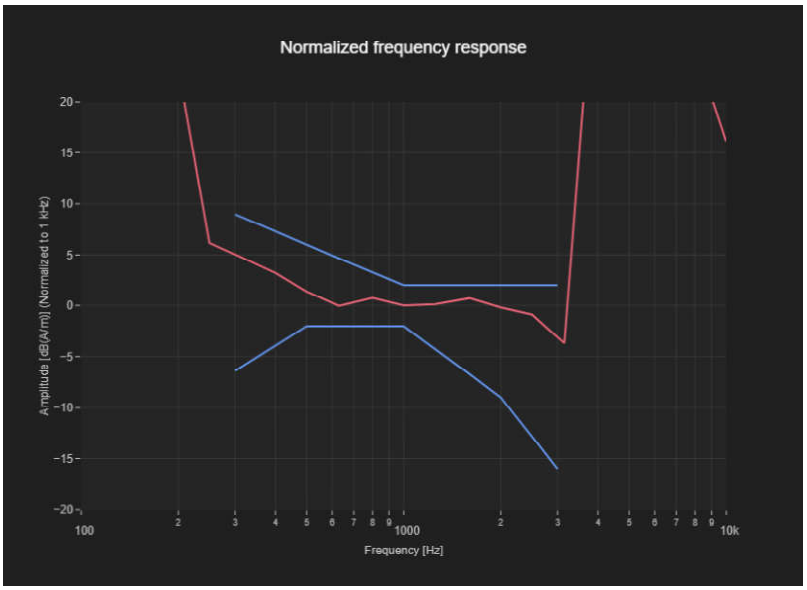

T-Coil Coupling Mode Test Report

Results

Primary Group Contiguous Point Count	Secondary Group Point Count	Secondary Group Max Longitudinal	Secondary Group Max Transverse
248	532	24	26

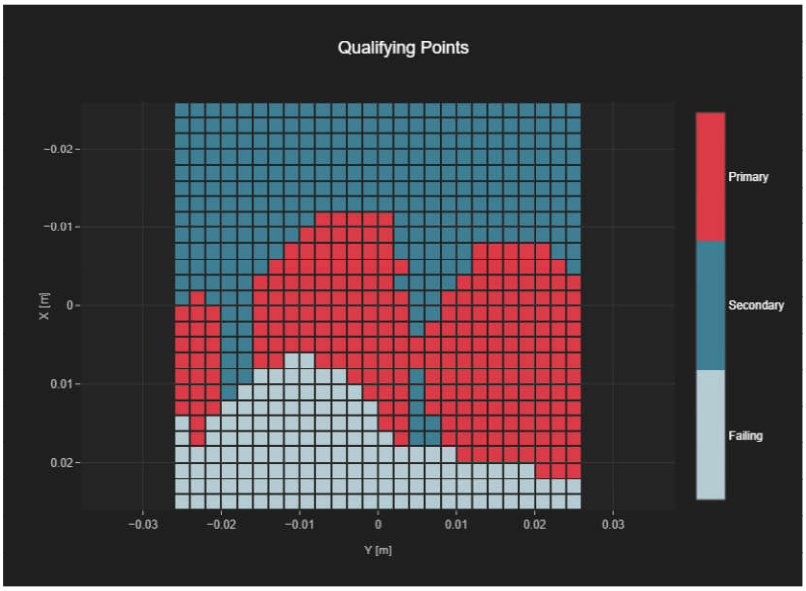

16_HAC T-coil_LTE Band 71_20M_QPSK_100RB_0Offset_Ch133297

Measurement performed on October 21, 2024 at 18:34

Device Under Test

Manufacturer	Model	Dimensions [mm]	Speaker Position [mm]
		146.2 x 71.8 x 7.5	144.3

Hardware Setup

Probe Name	Probe Calibration Date	DAE Name	DAE Calibration Date
AM1DV3 - 3093	June 05, 2024	DAE4 Sn1691	April 19, 2024

Communication Systems

Band Name	Communication Systems Name	Channel	Frequency [MHz]
Band 71	LTE-FDD (SC-FDMA, 100% RB, 20 MHz, QPSK)	133297	680.5

Grid Settings

Extent X [mm]	Extent Y [mm]	Step X [mm]	Step Y [mm]	Distance [mm]
52.0	52.0	4.0	4.0	10.0

Results

Audio File	Measurement Duration [s]	Margin Upper Bound [dB]	Margin Lower Bound [dB]
48k_voice_300-3000_2s.wav	2.0	0.34	1.95

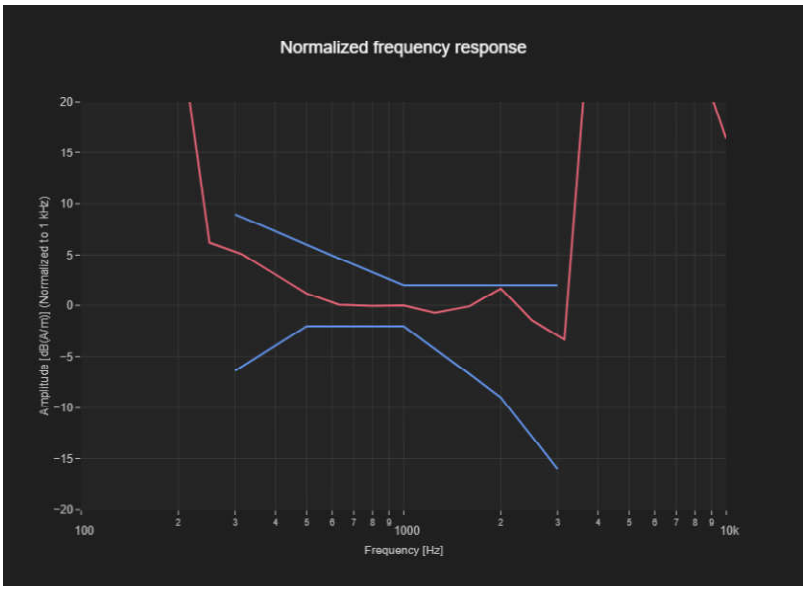

T-Coil Coupling Mode Test Report

Results

Primary Group Contiguous Point Count	Secondary Group Point Count	Secondary Group Max Longitudinal	Secondary Group Max Transverse
311	638	26	26

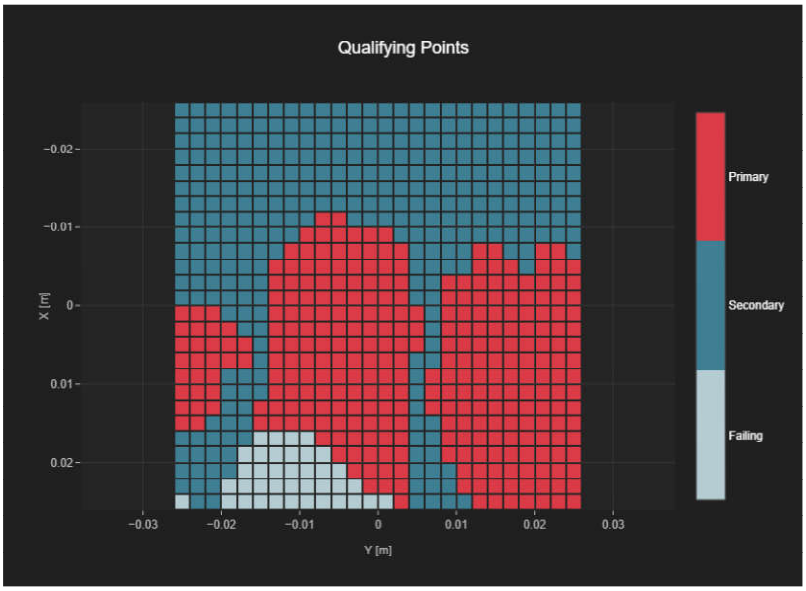

17_HAC T-coil_FR1 n7_40M_QPSK_1RB_1Offset_Ch507000

Measurement performed on October 16, 2024 at 23:56

Device Under Test

Manufacturer	Model	Dimensions [mm]	Speaker Position [mm]
		146.2 x 71.8 x 7.5	144.3

Hardware Setup

Probe Name	Probe Calibration Date	DAE Name	DAE Calibration Date
AM1DV3 - 3093	June 05, 2024	DAE4 Sn1691	April 19, 2024

Communication Systems

Band Name	Communication Systems Name	Channel	Frequency [MHz]
Band n7	5G NR (DFT-s-OFDM, 1 RB, 40 MHz, QPSK, 15 kHz)	507000	2535.0

Grid Settings

Extent X [mm]	Extent Y [mm]	Step X [mm]	Step Y [mm]	Distance [mm]
52.0	52.0	4.0	4.0	10.0

Results

Audio File	Measurement Duration [s]	Margin Upper Bound [dB]	Margin Lower Bound [dB]
48k_voice_300-3000_2s.wav	2.0	1.58	2.0

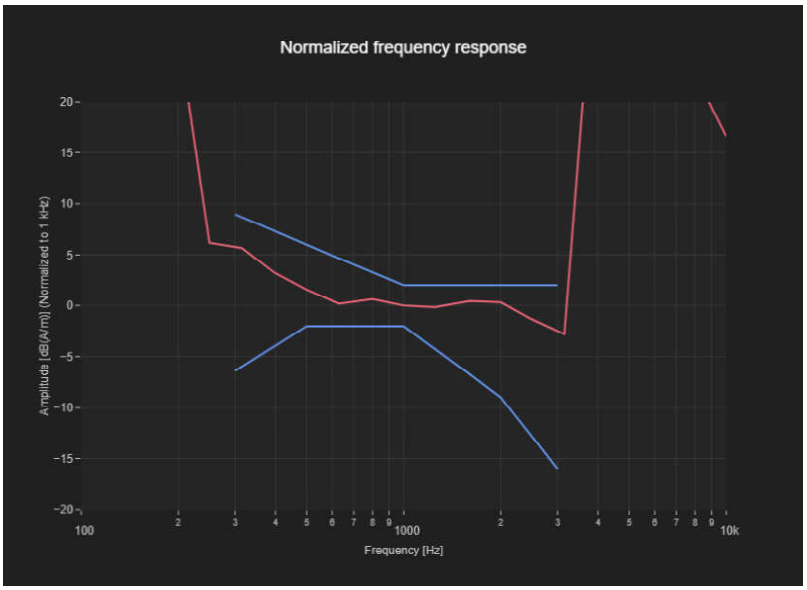

T-Coil Coupling Mode Test Report

Results

Primary Group Contiguous Point Count	Secondary Group Point Count	Secondary Group Max Longitudinal	Secondary Group Max Transverse
237	539	26	26

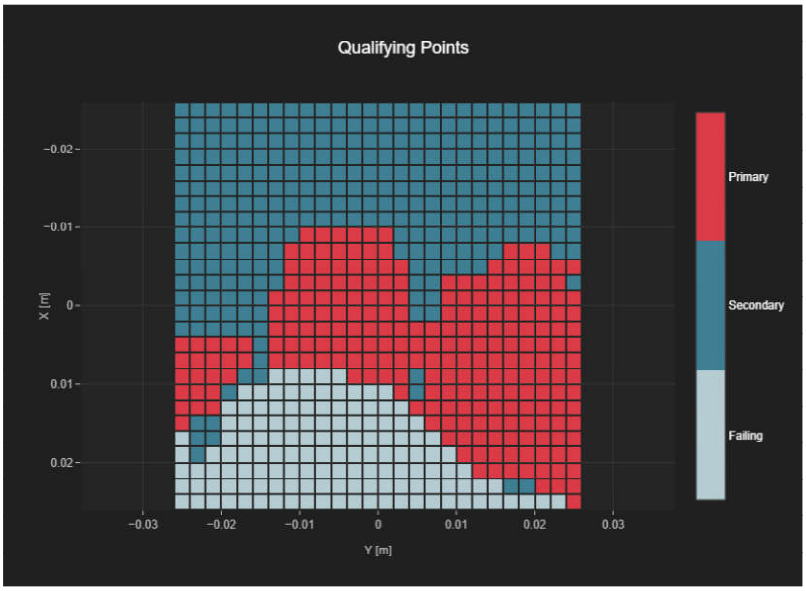

18_HAC T-coil_FR1 n7_40M_QPSK_1RB_1Offset_Ch507000

Measurement performed on October 18, 2024 at 10:05

Device Under Test

Manufacturer	Model	Dimensions [mm]	Speaker Position [mm]
		146.2 x 71.8 x 7.5	144.3

Hardware Setup

Probe Name	Probe Calibration Date	DAE Name	DAE Calibration Date
AM1DV3 - 3093	June 05, 2024	DAE4 Sn1691	April 19, 2024

Communication Systems

Band Name	Communication Systems Name	Channel	Frequency [MHz]
Band n7	5G NR (DFT-s-OFDM, 1 RB, 40 MHz, QPSK, 15 kHz)	507000	2535.0

Grid Settings

Extent X [mm]	Extent Y [mm]	Step X [mm]	Step Y [mm]	Distance [mm]
52.0	52.0	4.0	4.0	10.0

Results

Audio File	Measurement Duration [s]	Margin Upper Bound [dB]	Margin Lower Bound [dB]
48k_voice_300-3000_2s.wav	2.0	1.1	2.0

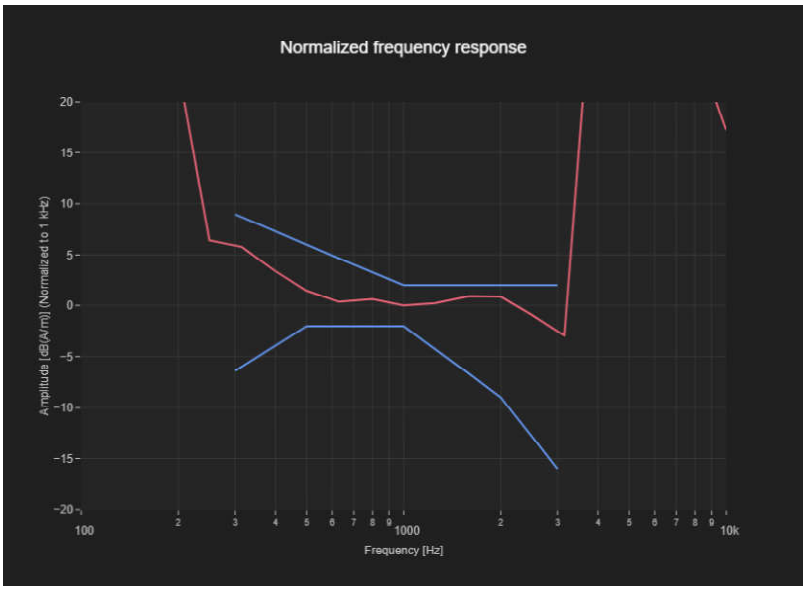

T-Coil Coupling Mode Test Report

Results
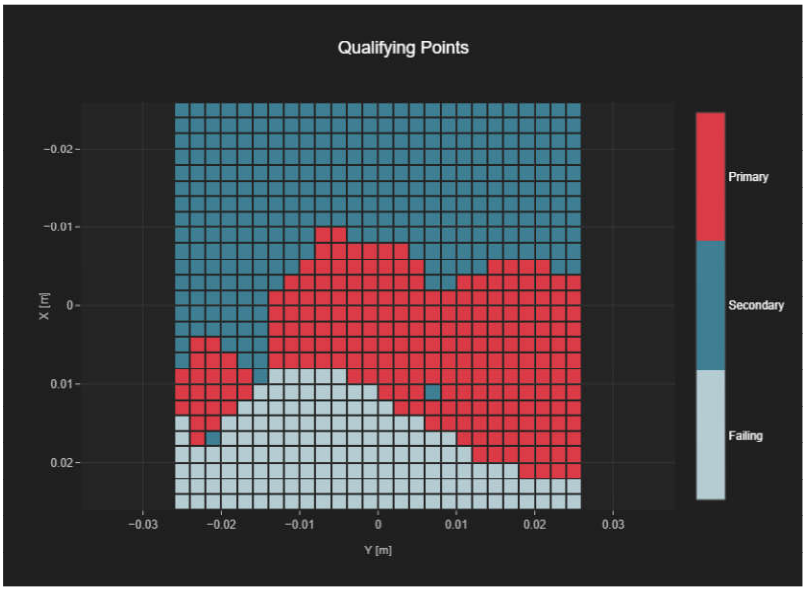
Primary Group Contiguous Point Count	Secondary Group Point Count	Secondary Group Max Longitudinal	Secondary Group Max Transverse
227	530	24	26