# Spot Check Evaluation

| | | |
|---|---|---|
| FCC ID | : | UZ7EM45A1 |
| EQUIPMENT | : | Enterprise Mobile |
| BRAND NAME | : | Zebra |
| MODEL NAME | : | EM45A1 |
| APPLICANT | : | Zebra Technologies Corporation<br>3 Overlook Point, Lincolnshire, IL 60069 USA |
| MANUFACTURER | : | Zebra Technologies Corporation<br>3 Overlook Point, Lincolnshire, IL 60069 USA |
| STANDARD | : | 47 CFR Part 22(H), 24(E), 27(L), 27(D), 27(H), 27(F), 27(M), 27(N), 27(O), 27(Q), 90(S), 90(R), 96<br>47 CFR Part 15 Subpart C §15.247<br>47 CFR Part 15 Subpart C §15.225<br>47 CFR Part 15 Subpart E §15.407 |

**We, Sporton International Inc. (Kunshan), would like to declare that the tested sample has been evaluated in accordance with the procedures given in ANSI C63.26-2015 and shown compliance with the applicable technical standards.**

**The test results in this report apply exclusively to the tested model / sample. Without written approval of Sporton International Inc. (Kunshan), the test report shall not be reproduced except in full.**

Jason Jia

**Approved by: Jason Jia**

ACCREDITED
Cert #5145.02

***Sporton International Inc. (Kunshan)***
***No. 1098, Pengxi North Road, Kunshan Economic Development Zone Jiangsu Province 215300 People's Republic of China***

# TABLE OF CONTENTS

**REVISION HISTORY** ..... **3**

**1 GENERAL DESCRIPTION** ..... **4**

1.1 Product Feature of Equipment Under Test ..... 4
1.2 Modification of EUT ..... 5
1.3 Testing Site ..... 5
1.4 Test Software ..... 5
1.5 Applicable Standards ..... 6

**2 RE-USE OF MEASURED DATA** ..... **7**

2.1 Introduction Section ..... 7
2.2 Model Difference Information ..... 7
2.3 Reference detail Section: ..... 8
2.4 Spot Check Verification Data Section ..... 9

**3 LIST OF MEASURING EQUIPMENT** ..... **20**

**4 MEASUREMENT UNCERTAINTY** ..... **23**

**APPENDIX A. TEST SETUP PHOTOGRAPHS**

**APPENDIX B. REFERENCE REPORT**

# REVISION HISTORY

| REPORT NO. | VERSION | DESCRIPTION | ISSUED DATE |
|---|---|---|---|
| FR460505-02G | Rev. 01 | Initial issue of report | Feb. 12, 2025 |
| | | | |
| | | | |
| | | | |
| | | | |
| | | | |
| | | | |
| | | | |
| | | | |
| | | | |
| | | | |
| | | | |
| | | | |
| | | | |
| | | | |

# 1 General Description

## 1.1 Product Feature of Equipment Under Test

| Product Feature | |
|---|---|
| **Equipment** | Enterprise Mobile |
| **Brand Name** | Zebra |
| **Model Name** | EM45A1 |
| **FCC ID** | UZ7EM45A1 |
| **IMEI Code** | Conducted: 354708620060822/354708620063123<br>Conduction: 354708620060426/354708620064352<br>Radiation: 354708620060269/ 354708620064113<br>DFS/CBP: 354708620060657/354708620063206 |
| **HW Version** | DV |
| **SW Version** | 14-24-09.00-UG-U00-PRD-ATH-04 |
| **MFD** | 09DEC24 |
| **EUT Stage** | Identical Prototype |

| Specification of Accessory | | | | |
|---|---|---|---|---|
| **Battery** | **Brand Name** | Zebra | **Model** | BT-000501 |
| | | | **Part Number** | BT-000501-2000 |

| Supported Unit used in test configuration and system | | | | |
|---|---|---|---|---|
| **AC Adapter 1 (Type C Wall Charger 1)** | **Brand Name** | Zebra | **Model** | SAWA-102-22520A |
| | | | **Part Number** | PWR-WUA5V45W1US |
| **AC Adapter 2 (Type A Wall Charger 2)** | **Brand Name** | Zebra | **Model** | SAWA-65-20005A |
| | | | **Part Number** | PWR-WUA5V12W0US |
| **Earphone 1 (Wired headset USB-C)** | **Brand Name** | Zebra | **Part Number** | HDST-USBC-PTT1-01 |
| **Earphone 2 (Rugged Bluetooth Headset)** | **Brand Name** | Zebra | **Part Number** | HS3100-OTH |
| **Earphone 3 (3.5mm PTT Headset)** | **Brand Name** | Zebra | **Part Number** | HDST-35MM-PTT1-02 |
| **Earphone 4 (Rugged Headset)** | **Brand Name** | Zebra | **Part Number** | HS2100-OTH |
| **3.5mm to 3.5mm audio connector** | **Brand Name** | Zebra | **Part Number** | CBL-HS2100-3MS1-01 |
| **Type C-Audio Cable (Type C to 3.5mm)** | **Brand Name** | Zebra | **Part Number** | ADP-USBC-35MM1-01 |
| **USB Cable 1 (USB-C to C Cable)** | **Brand Name** | Zebra | **Part Number** | CBL-EC5X-USBC3A-01 |
| **USB Cable 2 (USB-A to C Cable)** | **Brand Name** | Zebra | **Part Number** | CBL-TC5X-USBC2A-01 |
| **EM45 Protective Case** | **Brand Name** | Zebra | **Part Number** | SG-EM45EXO2-01 |

## 1.2 Modification of EUT

No modifications are made to the EUT during all test items.

## 1.3 Testing Site

Sporton International Inc. (Kunshan) is accredited to ISO/IEC 17025:2017 by American Association for Laboratory Accreditation with Certificate Number 5145.02.

| | | | |
|---|---|---|---|
| **Test Firm** | Sporton International Inc. (Kunshan) | | |
| **Test Site Location** | No. 1098, Pengxi North Road, Kunshan Economic Development Zone<br>Jiangsu Province 215300 People's Republic of China<br>TEL : +86-512-57900158 | | |
| **Test Site No.** | **Sporton Site No.** | **FCC Designation No.** | **FCC Test Firm Registration No.** |
| | TH01-KS<br>CO01-KS<br>DFS01-KS<br>03CH02-KS<br>03CH04-KS<br>03CH06-KS | CN1257 | 314309 |

## 1.4 Test Software

| Item | Site | Manufacturer | Name | Version |
|---|---|---|---|---|
| 1. | TH01-KS | Tonscend | JS1120-3 test system China_210602 | 3.3.10 |
| 2. | 03CH02-KS | AUDIX | E3 | 6.2009-8-24al |
| 3. | 03CH04-KS | AUDIX | E3 | 210616 |
| 4. | 03CH06-KS | AUDIX | E3 | 210616 |
| 5. | DFS01-KS | Sporton | Test Tools | 1.0 |
| 6. | CO01-KS | AUDIX | E3 | 6.2009-8-24 |

## 1.5 Applicable Standards

According to the specifications of the manufacturer, the EUT must comply with the requirements of the following standards:

- FCC KDB 484596 D01 Referencing Test Data v02r03
- 47 CFR Part 22(H), 24(E), 27(L), 27(D), 27(H), 27(F), 27(M), 27(N), 27(O), 27(Q), 90(S), 90(R), 96
- ANSI C63.10-2013
- ANSI C63.26-2015
- 47 CFR Part 15 Subpart C §15.225
- 47 CFR Part 15 Subpart C §15.247
- 47 CFR Part 15 Subpart E §15.407

# 2 Re-use of Measured Data

## 2.1 Introduction Section

This application re-uses data collected on a similar device. The subject device of this application (Model: EM45A1, FCC ID: UZ7EM45A1) is electrically identical to the reference device (Model: EM45A2, FCC ID: UZ7EM45A2) for the portions of the circuitry corresponding to the data being re-used, following the FCC KDB 484596 D01 Referencing Test Data v02r03.

ECR Data Referencing Inquiry has been approved by FCC, and the data referencing and spot check test plan includes RF/EMC, the details are presented in section 2.3 of this report, and for SAR Reference detail, please refer to FCC SAR report FA460505-02.

The criteria set in section 3 of KDB 484596 D01 v02r03 is followed to determine whether the data referencing is justified. For SAR, the higher between the referenced value and the spot check value is used to determine compliance in both standalone and simultaneous transmission conditions.

The applicant takes full responsibility that the test data as referenced in this report represent compliance for this FCC ID: UZ7EM45A1.

## 2.2 Model Difference Information

The **main** difference between FCC ID: UZ7EM45A2 and FCC ID: UZ7EM45A1 is as below:

- Removed RFID function.
- Antenna 1 removed WWAN TX function，keep supported Low bands and Middle bands RX function.

Other differences and all the details of similarity and difference can be found in the confidential documents (UZ7EM45A1 Operational Description of Product Equality Declaration).

## 2.3 Reference detail Section:

| Rule Part | Equipment Class | Frequency Band (MHz) | Reference FCC ID (Parent) | Reference on test | Reference Title | FCC ID Filling (Variant) | Test on the variant | Data Referencing (Y/N) |
|---|---|---|---|---|---|---|---|---|
| 15C | DSS (BR/EDR) | 2400~2483.5 | UZ7EM45A2 | Full test | FR460505A | UZ7EM45A1 | Spot check | Y, All test items |
| | DTS (BLE) | 2400~2483.5 | UZ7EM45A2 | Full test | FR460505B | UZ7EM45A1 | Spot check | Y, All test items |
| | DTS (WLAN) | 2400~2483.5 | UZ7EM45A2 | Full test | FR460505C | UZ7EM45A1 | Spot check | Y, All test items |
| | DXX (NFC) | 13.56 | UZ7EM45A2 | Full test | FR460505D | UZ7EM45A1 | Spot check | Y, All test items |
| 15E | U-NII | 5180~5240 | UZ7EM45A2 | Full test | FR460505E | UZ7EM45A1 | Spot check | Y, All test items |
| | | 5260~5320 | UZ7EM45A2 | Full test | FR460505E | UZ7EM45A1 | Spot check | Y, All test items |
| | | 5500~5720 | UZ7EM45A2 | Full test | FR460505E | UZ7EM45A1 | Spot check | Y, All test items |
| | | 5745~5825 | UZ7EM45A2 | Full test | FR460505E | UZ7EM45A1 | Spot check | Y, All test items |
| | | 5260~5320<br>5500~5720 | UZ7EM45A2 | Full test | FZ460505 | UZ7EM45A1 | Spot check | Y, All test items |
| | 6CD | 5925~7125 | UZ7EM45A2 | Full test | FR460505G<br>FR460505H | UZ7EM45A1 | Spot check | Y, All test items |
| 22, 24, 27, 90, 96, | PCE (WCDMA) | Band II, IV, V | UZ7EM45A2 | Full test | FG460505A | UZ7EM45A1 | Spot check | Y, All test items |
| | PCE (LTE) | B2/4/5/7/12/13/17/25/ 26/30/38/41/66/71 ULCA 5B/7C/38C 41C/66B/66C | UZ7EM45A2 | Full test | FG460505B<br>FG460505C<br>FG460505D<br>FG460505G<br>FG460505J | UZ7EM45A1 | Spot check | Y, All test items |
| | PCE (LTE) | B14 (90R) | UZ7EM45A2 | Full test | FG460505E | UZ7EM45A1 | Spot check | Y, All test items |
| | PCE (LTE) | B26 (90S) | UZ7EM45A2 | Full test | FG460505F | UZ7EM45A1 | Spot check | Y, All test items |
| | CBE (LTE) | B48/48C (Part96) | UZ7EM45A2 | Full test | FG460505H<br>FG460505I | UZ7EM45A1 | Spot check | Y, All test items |
| | PCE (NR) | n2/n5/n7/n12/n13/n25/ n26/n30/n38/n41/n66/ n71/n77/n78 | UZ7EM45A2 | Full test | FG460505K<br>FG460505L<br>FG460505O<br>FG460505R<br>FG460505S | UZ7EM45A1 | Spot check | Y, All test items |
| | PCE (NR) | n14 (90R) | UZ7EM45A2 | Full test | FG460505M | UZ7EM45A1 | Spot check | Y, All test items |
| | PCE (NR) | n26 (90S) | UZ7EM45A2 | Full test | FG460505N | UZ7EM45A1 | Spot check | Y, All test items |
| | CBE (NR) | n48/n77/n78 (Part96) | UZ7EM45A2 | Full test | FG460505P<br>FG460505Q | UZ7EM45A1 | Spot check | Y, All test items |

Y: Pointer to spot-check exhibit; N: Pointer to full test exhibit

## 2.4 Spot Check Verification Data Section

All test items test against the variant model based on the worst-case condition from the original model was performed in this filing to demonstrate the test data from original model remains representative for the variant model.
All test procedures follow the related section of parent report.

Spot-check measurements, while being always compliant with the applicable rule part(s) for the test under consideration, show a deviation $d_{dB}$ from the reference data no larger than 3 dB:

$$d_{dB} = | V_{dB} – R_{dB} | \leq 3 \text{ dB} \quad (1)$$

$V_{dB}$, the variant spot-check level
$R_{dB}$, the corresponding measurement level for the reference model

An alternative to the limit of eq. (1) is available, and is based on considering how far the reference data $R_{dB}$ is from the compliance threshold $C_{dB}$ (also expressed in dB), for the particular test under consideration. In this case, if $M_{dB} =|C_{dB} – R_{dB}|$ is the margin in dB from the compliance limit, a spot check may be considered acceptable when the deviation ddB from the reference data satisfies the following condition:

$$d_{dB} = | V_{dB} – R_{dB} | \leq (3 + M_{dB} /20) \text{ dB , for } 0 \leq M_{dB} \leq 60 \text{ dB}$$

$$d_{dB} = | V_{dB} – R_{dB} | = 6 \text{ dB} \quad \text{, for } M_{dB} > 60 \text{ dB} \quad (2)$$

where “| |” is the absolute value of the measured quantity.
When using the option in eq. (2), $d_{dB}$ increases linearly from 3 dB to 6 dB.

Summary for spot check for each rule entry and technology is listed as below:

| Mode | Test Item | UZ7EM45A2 Parent Worst mode Test Result | UZ7EM45A1 Variant Check Test Result | Deviation (dB) | Deviation Limit (dB) |
|---|---|---|---|---|---|
| BT 1Mbps (CH78) | Number of Channels | 79 | 79 | 0 | 3 |
| | Hopping Channel Separation | 0.996 | 1.004 | 0.008 | 3 |
| | Dwell Time of Each Channel | 0.31 | 0.31 | 0 | 3 |
| | 20dB Bandwidth | 0.94 | 0.94 | 0 | 3 |
| | 99% Bandwidth | 0.836 | 0.845 | 0.009 | 3 |
| | Conducted Band Edges | -41.83 | -44.27 | 2.44 | 3 |
| | Conducted Spurious Emission | -45.65 | -48 | 2.35 | 3 |
| BT 1Mbps (CH39) | Radiated Band Edges and Radiated Spurious Emission | 55.68 | 56.85 | 1.17 | 3 |
| BT | AC Conducted Emission | 11.93 | 10.83 | 1.1 | 3 |
| BLE 1Mbps (CH39) | 6dB Bandwidth | 1.15 | 1.15 | 0 | 3 |
| | 99% Bandwidth | 2.01 | 2.014 | 0.004 | 3 |
| | Power Spectral Density | -9.33 | -9.34 | 0.01 | 3 |
| | Conducted Band Edges | -33.74 | -33.98 | 0.24 | 3 |
| | Conducted Spurious Emission | -51.53 | -52.95 | 1.42 | 3 |
| BLE 2Mbps (CH39) | Radiated Band Edges and Spurious Emission | 47.73 | 46.09 | 1.46 | 3 |
| BLE | AC Conducted Emission | 11.93 | 10.83 | 1.1 | 3 |
| WIFI 2.4G (802.11b CH11) | 6dB Bandwidth | 8.08 | 8.08 | 0 | 3 |
| | 99% Bandwidth | 13.467 | 13.387 | 0.08 | 3 |
| | Power Spectral Density | -1.15 | -1.27 | 0.12 | 3 |
| | Conducted Band Edges | -47.96 | -48.2 | 0.24 | 3 |
| | Conducted Spurious Emission | -43.67 | -45.68 | 2.01 | 3 |
| WIFI 2.4G (802.11ax HE20 CH11) | Radiated Band Edges and Spurious Emission | 52.29 | 49.61 | 2.68 | 3 |
| WIFI 2.4G | AC Conducted Emission | 11.93 | 10.83 | 1.1 | 3 |
| WIFI 5G (802.11a CH149) | 26dB Bandwidth | 19.29 | 19.2 | 0.09 | 3 |
| WIFI 5G (802.11a CH149) | 99% Bandwidth | 16.705 | 16.705 | 0 | 3 |
| WIFI 5G (802.11a CH149) | Power Spectral Density | 8.3 | 7.99 | 0.31 | 3 |
| WIFI 5G (802.11a CH149) | Unwanted Emissions | 16.31 | 16.31 | 0 | 3 |
| WIFI 5G (11ax HE80 Ch42) | Radiated Band Edges and Spurious Emission | 50.86 | 50.93 | 0.07 | 3 |
| WIFI 5G | AC Conducted Emission | 12.50 | 11.33 | 1.17 | 3 |
| WIFI 5G (802.11a CH116) | DFS | 0.851628 | 0.87852 | 0.026 | 3 |
| FCC-WIFI 6G UNII-5 (802.11ax HE80 CH47 6185MHz)-6XD | 26dB Emission Bandwidth | 165.79 | 165.41 | 0.38 | 3 |
| | 99% Occupied Bandwidth | 157.105 | 157.257 | 0.152 | 3 |
| | Fundamental Maximum EIRP | 17.30 | 17.00 | 0.30 | 3 |
| | Fundamental Power Spectral Density | -3.33 | -5.16 | 1.83 | 3 |
| | In-Band Emissions | -12.47 | -11.09 | 1.38 | 3 |

| | | | | | |
|---|---|---|---|---|---|
| FCC-WIFI 6G UNII-5 (802.11ax HE80 CH47 6185MHz)-6CD | 26dB Emission Bandwidth | 165.79 | 165.41 | 0.38 | 3 |
| | 99% Occupied Bandwidth | 157.105 | 157.257 | 0.152 | 3 |
| | Fundamental Maximum EIRP | 17.30 | 17.04 | 0.26 | 3 |
| | Fundamental Power Spectral Density | -3.33 | -5.16 | 1.83 | 3 |
| | In-Band Emissions | -12.47 | -11.09 | 1.38 | 3 |
| WIFI 6G UNII-5 (802.11ax HE160 CH47 6185MHz) | Contention Based Protocol | -65.36 | -65.88 | 0.52 | 3 |
| 6E (802.11ax HE20_Ch233) | Radiated Band Edges and Spurious Emission | 66.93 | 67.17 | 0.24 | 3 |
| WIFI 6G | AC Conducted Emission | 11.52 | 12.62 | 1.1 | 3 |
| Part 15C NFC | 20dB Spectrum Bandwidth | 2.48 | 2.48 | 0 | 3 |
| | 99% OBW Spectrum Bandwidth | 2.10 | 2.11 | 0.01 | 3 |
| | Frequency Stability | -22.9351 | -20.8333 | 2.1018 | 3 |
| | Field Strength of Fundamental Emissions | 58.04 | 58.19 | 0.15 | 3 |
| | Radiated Spurious Emissions | 33.28 | 35.09 | 1.81 | 3 |
| | AC Conducted Emissions | 11.94 | 11.86 | 0.06 | 3 |

| Mode | Test Item | UZ7EM45A2 Parent Worst mode Test Result | UZ7EM45A1 Variant Check Test Result | Deviation (dB) | Deviation Limit (dB) |
|---|---|---|---|---|---|
| Part 96 SA_n77 | Radiated Spurious Emission | -43.4 | -43.69 | 0.29 | 3 |
| Part 96 SA_n48 | End User Device additional requirement | Pass | Pass | - | - |
| Part96 Band48CA | Equivalent Isotropic Radiated Power | 20.99 | 20.96 | 0.203 | 3 |
| | Peak-to-Average Ratio | 6.43 | 6.22 | 0.21 | 3 |
| | Occupied Bandwidth | 32.80 | 32.80 | 0.00 | 3 |
| | Conducted Band Edge | -40.19 | -40.98 | 0.79 | 3 |
| | Conducted Spurious Emission | -48.81 | -47.65 | 1.16 | 3 |
| | Frequency Stability | 0.0005 | 0.0011 | 0.0006 | 3 |

Conducted power for Unlicensed bands

| Test Item | Mode | UZ7EM45A2 Parent Worst mode Test Result | UZ7EM45A1 Variant Check Test Result | Deviation (dB) | Deviation Limit (dB) |
|---|---|---|---|---|---|
| Conducted Power (dBm) | BT BR/EDR | 9.32 | 8.85 | 0.47 | 3 |
| | BLE 1Mbps | 9.12 | 8.87 | 0.25 | 3 |
| | BLE 2Mbps | 9.33 | 9.00 | 0.33 | 3 |
| | 11b, 2.4GHz | 22.51 | 22.46 | 0.05 | 3 |
| | 11g, 2.4GHz | 21.97 | 21.92 | 0.05 | 3 |
| | 11n HT20, 2.4GHz | 21.27 | 21.20 | 0.07 | 3 |
| | 11ac VHT20, 2.4GHz | 21.31 | 21.25 | 0.06 | 3 |
| | 11ax HE20, 2.4GHz | 21.33 | 21.31 | 0.02 | 3 |
| | 11a, 5.2GHz | 22.28 | 22.15 | 0.13 | 3 |
| | 11a, 5.3GHz | 22.27 | 22.08 | 0.19 | 3 |
| | 11a, 5.5GHz | 22.41 | 22.22 | 0.19 | 3 |
| | 11a, 5.8GHz | 22.45 | 22.39 | 0.06 | 3 |
| | 11n HT20, 5.2GHz | 21.20 | 21.11 | 0.09 | 3 |
| | 11n HT20, 5.3GHz | 20.56 | 20.27 | 0.29 | 3 |
| | 11n HT20, 5.5GHz | 21.42 | 21.01 | 0.41 | 3 |
| | 11n HT20, 5.8GHz | 21.51 | 21.14 | 0.37 | 3 |
| | 11ac VHT20, 5.2GHz | 21.25 | 21.16 | 0.09 | 3 |
| | 11ac VHT20, 5.3GHz | 20.62 | 20.31 | 0.31 | 3 |
| | 11ac VHT20, 5.5GHz | 21.46 | 21.04 | 0.42 | 3 |
| | 11ac VHT20, 5.8GHz | 21.56 | 21.17 | 0.39 | 3 |
| | 11ax HE20, 5.2GHz | 21.29 | 21.20 | 0.09 | 3 |
| | 11ax HE20, 5.3GHz | 20.68 | 20.38 | 0.30 | 3 |
| | 11ax HE20, 5.5GHz | 21.41 | 21.09 | 0.32 | 3 |
| | 11ax HE20, 5.8GHz | 21.41 | 21.06 | 0.35 | 3 |
| | 11n HT40, 5.2GHz | 20.45 | 20.03 | 0.42 | 3 |
| | 11n HT40, 5.3GHz | 20.22 | 19.85 | 0.37 | 3 |
| | 11n HT40, 5.5GHz | 20.52 | 20.33 | 0.19 | 3 |
| | 11n HT40, 5.8GHz | 20.30 | 20.24 | 0.06 | 3 |
| | 11ac VHT40, 5.2GHz | 20.51 | 20.08 | 0.43 | 3 |
| | 11ac VHT40, 5.3GHz | 20.27 | 19.89 | 0.38 | 3 |
| | 11ac VHT40, 5.5GHz | 20.55 | 20.39 | 0.16 | 3 |
| | 11ac VHT40, 5.8GHz | 20.36 | 20.32 | 0.04 | 3 |
| | 11ax HE40, 5.2GHz | 20.56 | 20.14 | 0.42 | 3 |
| | 11ax HE40, 5.3GHz | 20.30 | 19.94 | 0.36 | 3 |
| | 11ax HE40, 5.5GHz | 20.60 | 20.44 | 0.16 | 3 |
| | 11ax HE40, 5.8GHz | 20.42 | 20.35 | 0.07 | 3 |
| | 11ac VHT80, 5.2GHz | 20.25 | 20.02 | 0.23 | 3 |
| | 11ac VHT80, 5.3GHz | 20.03 | 19.77 | 0.26 | 3 |
| | 11ac VHT80, 5.5GHz | 20.18 | 20.01 | 0.17 | 3 |
| | 11ac VHT80, 5.8GHz | 19.83 | 19.79 | 0.04 | 3 |
| | 11ax HE80, 5.2GHz | 20.31 | 20.05 | 0.26 | 3 |
| | 11ax HE80, 5.3GHz | 20.07 | 19.79 | 0.28 | 3 |
| | 11ax HE80, 5.5GHz | 20.21 | 20.03 | 0.18 | 3 |
| | 11ax HE80, 5.8GHz | 19.85 | 19.82 | 0.03 | 3 |
| | 11ac VHT160, 5.3GHz | 19.21 | 19.11 | 0.10 | 3 |
| | 11ac VHT160, 5.5GHz | 19.48 | 19.24 | 0.24 | 3 |
| | 11ax HE160, 5.3GHz | 19.23 | 19.14 | 0.09 | 3 |
| | 11ax HE160, 5.5GHz | 19.52 | 19.28 | 0.24 | 3 |
| | 6CD Indoor 11a, U-NII-5 | 7.13 | 7.06 | 0.07 | 3 |
| | 6CD Indoor 11a, U-NII-6 | 7.63 | 7.61 | 0.02 | 3 |
| | 6CD Indoor 11a, U-NII-7 | 6.43 | 6.38 | 0.05 | 3 |
| | 6CD Indoor 11a, U-NII-8 | 5.80 | 5.71 | 0.09 | 3 |
| | 6CD Indoor 11ax HE20, U-NII-5 | 10.68 | 10.47 | 0.21 | 3 |
| | 6CD Indoor 11ax HE20, U-NII-6 | 11.19 | 11.12 | 0.07 | 3 |

| | | | | | |
|---|---|---|---|---|---|
| | 6CD Indoor 11ax HE20, U-NII-7 | 9.90 | 9.86 | 0.04 | 3 |
| | 6CD Indoor 11ax HE20, U-NII-8 | 9.18 | 8.91 | 0.27 | 3 |
| | 6CD Indoor 11ax HE40, U-NII-5 | 13.56 | 13.40 | 0.16 | 3 |
| | 6CD Indoor 11ax HE40, U-NII-6 | 14.02 | 13.89 | 0.13 | 3 |
| | 6CD Indoor 11ax HE40, U-NII-7 | 12.74 | 12.65 | 0.09 | 3 |
| | 6CD Indoor 11ax HE40, U-NII-8 | 12.41 | 12.34 | 0.07 | 3 |
| | 6CD Indoor 11ax HE80, U-NII-5 | 16.49 | 16.28 | 0.21 | 3 |
| | 6CD Indoor 11ax HE80, U-NII-6 | 16.36 | 16.34 | 0.02 | 3 |
| | 6CD Indoor 11ax HE80, U-NII-7 | 16.05 | 15.96 | 0.09 | 3 |
| | 6CD Indoor 11ax HE80, U-NII-8 | 15.84 | 15.78 | 0.06 | 3 |
| | 6CD Indoor 11ax HE160, U-NII-5 | 16.95 | 16.65 | 0.30 | 3 |
| | 6CD Indoor 11ax HE160, U-NII-6 | 16.48 | 16.09 | 0.39 | 3 |
| | 6CD Indoor 11ax HE160, U-NII-7 | 16.71 | 16.43 | 0.28 | 3 |
| | 6CD Indoor 11ax HE160, U-NII-8 | 16.80 | 16.50 | 0.30 | 3 |
| | 6CD Outdoor 11a, U-NII-5 | 17.02 | 16.53 | 0.49 | 3 |
| | 6CD Outdoor 11a, U-NII-7 | 16.69 | 16.62 | 0.07 | 3 |
| | 6CD Outdoor 11ax HE20, U-NII-5 | 16.95 | 16.55 | 0.40 | 3 |
| | 6CD Outdoor 11ax HE20, U-NII-7 | 16.61 | 16.26 | 0.35 | 3 |
| | 6CD Outdoor 11ax HE40, U-NII-5 | 16.90 | 16.60 | 0.30 | 3 |
| | 6CD Outdoor 11ax HE40, U-NII-7 | 16.52 | 16.22 | 0.30 | 3 |
| | 6CD Outdoor 11ax HE80, U-NII-5 | 16.85 | 16.52 | 0.33 | 3 |
| | 6CD Outdoor 11ax HE80, U-NII-7 | 16.43 | 16.13 | 0.30 | 3 |
| | 6CD Outdoor 11ax HE160, U-NII-5 | 16.95 | 16.65 | 0.30 | 3 |
| | 6CD Outdoor 11ax HE160, U-NII-7 | 16.42 | 16.20 | 0.22 | 3 |

Conducted power for Licensed bands

| Test Item | Mode | UZ7EM45A2 Parent Worst mode Test Result | UZ7EM45A1 Variant Check Test Result | Deviation (dB) | Deviation Limit (dB) |
|---|---|---|---|---|---|
| Conducted Power (dBm) | WCDMA II | 23.97 | 23.79 | 0.18 | 3 |
| | WCDMA IV | 23.92 | 23.88 | 0.04 | 3 |
| | WCDMA V | 23.98 | 23.66 | 0.32 | 3 |
| | LTE B2 | 23.66 | 23.24 | 0.42 | 3 |
| | LTE B4 | 23.56 | 23.32 | 0.24 | 3 |
| | LTE B5 | 23.69 | 23.35 | 0.34 | 3 |
| | LTE B5B | 23.65 | 23.52 | 0.13 | 3 |
| | LTE B7 | 22.8 | 22.61 | 0.19 | 3 |
| | LTE B7C | 22.79 | 22.75 | 0.04 | 3 |
| | LTE B12 | 23.89 | 23.65 | 0.24 | 3 |
| | LTE B13 | 23.71 | 23.31 | 0.4 | 3 |
| | LTE B14 | 23.83 | 23.38 | 0.45 | 3 |
| | LTE B17 | 23.82 | 23.43 | 0.39 | 3 |
| | LTE B25 | 23.68 | 23.19 | 0.49 | 3 |
| | LTE B26L | 23.47 | 23.26 | 0.21 | 3 |
| | LTE B26H | 23.71 | 23.26 | 0.45 | 3 |
| | LTE B30 | 23.69 | 23.57 | 0.12 | 3 |
| | LTE B66 | 23.60 | 23.28 | 0.32 | 3 |
| | LTE B71 | 22.76 | 22.72 | 0.04 | 3 |
| | LTE B38 | 22.77 | 22.70 | 0.07 | 3 |
| | LTE B41 | 26.01 | 26.00 | 0.01 | 3 |
| | LTE B38C | 22.63 | 22.59 | 0.04 | 3 |
| | LTE B41C | 25.73 | 25.62 | 0.11 | 3 |
| | LTE B48 part96 | 21.85 | 21.82 | 0.03 | 3 |
| | LTE B48C part96 | 21.55 | 21.52 | 0.03 | 3 |
| | LTE B66B | 23.49 | 23.27 | 0.22 | 3 |
| | LTE B66C | 23.32 | 23.21 | 0.11 | 3 |

| | | | | | |
|---|---|---|---|---|---|
| | N13 | 24.27 | 23.96 | 0.31 | 3 |
| | N14 | 24.26 | 23.98 | 0.28 | 3 |
| | N26 L | 24.45 | 24.06 | 0.39 | 3 |
| | N26 H | 24.49 | 24.02 | 0.47 | 3 |
| | ENDC_48A_n66A | 24.22 | 24.18 | 0.04 | 3 |
| | N77 27O MIMO | 24.70 | 24.36 | 0.34 | 3 |
| | N78 27O MIMO | 24.61 | 24.32 | 0.29 | 3 |
| | N77 part96 MIMO | 22.31 | 22.25 | 0.06 | 3 |
| | N78 part96 MIMO | 22.26 | 22.19 | 0.07 | 3 |
| | N77 27Q MIMO | 24.45 | 24.12 | 0.33 | 3 |
| | N78 27Q MIMO | 24.11 | 23.86 | 0.25 | 3 |
| | ENDC_5A_n2A | 24.72 | 24.27 | 0.45 | 3 |
| | ENDC_12A_n25A | 24.74 | 24.29 | 0.45 | 3 |
| | ENDC_2A_n5A | 24.39 | 24.31 | 0.08 | 3 |
| | ENDC_2A_n7A | 23.85 | 23.51 | 0.34 | 3 |
| | ENDC_2A_n12A | 24.52 | 24.25 | 0.27 | 3 |
| | ENDC_2A_n30A | 23.65 | 23.58 | 0.07 | 3 |
| | ENDC_2A_n38A | 23.59 | 23.45 | 0.14 | 3 |
| | ENDC_2A_n41A | 26.56 | 26.45 | 0.11 | 3 |
| | ENDC_2A_n71A | 23.39 | 23.31 | 0.08 | 3 |
| | ENDC_2A_N77A 27O | 26.23 | 26.17 | 0.06 | 3 |
| | ENDC_2A_N78A 27O | 26.01 | 25.94 | 0.07 | 3 |
| | ENDC_2A_N77A 27Q | 25.99 | 25.75 | 0.24 | 3 |
| | ENDC_2A_N78A 27Q | 25.81 | 25.47 | 0.34 | 3 |
| | ENDC_2A_N77A part96 | 22.85 | 22.62 | 0.23 | 3 |
| | ENDC_2A_N78A part96 | 22.76 | 22.58 | 0.18 | 3 |
| | ENDC_2A_N48A part96 | 22.04 | 22.01 | 0.03 | 3 |

**6CD- < indoor client>**

**<SISO mode>**

| U-NII-5 SISO | | | | | | | | | | | | | | | | |
|---|---|---|---|---|---|---|---|---|---|---|---|---|---|---|---|---|
| Mod. | Data Rate | NTX | CH. | Freq. (MHz) | Duty Factor (dB) | | Conducted Power with duty factor (dBm) | | DG (dBi) | | EIRP Power (dBm) | | EIRP Power Limit (dBm) | Pass /Fail | Power Setting | |
| | | | | | Ant 8 | Ant 10 | Ant 8 | Ant 10 | Ant 8 | Ant 10 | Ant 8 | Ant 10 | | | Ant 8 | Ant 10 |
| 11a | 6Mbps | 1 | 001 | 5955 | 0.03 | 0.03 | 4.55 | 3.39 | 0.35 | -0.85 | 4.90 | 2.54 | 24.00 | Pass | 4.5 | |

| U-NII-5 SISO | | | | | | | | | | | | | | | | | |
|---|---|---|---|---|---|---|---|---|---|---|---|---|---|---|---|---|---|
| Mod. | Data Rate | NTX | CH. | Freq. (MHz) | RU Config. | Duty Factor (dB) | | Conducted Power with duty factor (dBm) | | DG (dBi) | | EIRP Power (dBm) | | EIRP Power Limit (dBm) | Pass /Fail | Power Setting | |
| | | | | | | Ant 8 | Ant 10 | Ant 8 | Ant 10 | Ant 8 | Ant 10 | Ant 8 | Ant 10 | | | Ant 8 | Ant 10 |
| HE20 | MCS0 | 1 | 049 | 6195 | Full | 0.00 | 0.00 | 7.91 | 6.82 | 0.35 | -0.85 | 8.26 | 5.97 | 24.00 | Pass | 8 | 8 |
| HE40 | MCS0 | 1 | 003 | 5965 | Full | 0.00 | 0.00 | 10.63 | 10.08 | 0.35 | -0.85 | 10.98 | 9.23 | 24.00 | Pass | 11 | 11 |
| HE80 | MCS0 | 1 | 007 | 5985 | Full | 0.00 | 0.00 | 13.43 | 13.02 | 0.35 | -0.85 | 13.78 | 12.17 | 24.00 | Pass | 14 | 14 |
| HE160 | MCS0 | 1 | 047 | 6185 | Full | 0.00 | 0.00 | 14.01 | 13.13 | 0.35 | -0.85 | 14.36 | 12.28 | 24.00 | Pass | 14 | 14 |

| U-NII-6 SISO | | | | | | | | | | | | | | | |
|---|---|---|---|---|---|---|---|---|---|---|---|---|---|---|---|
| Mod. | Data Rate | NTX | Freq. (MHz) | Duty Factor (dB) | | Conducted Power with duty factor (dBm) | | DG (dBi) | | EIRP Power (dBm) | | EIRP Power Limit (dBm) | Pass /Fail | Power Setting | |
| | | | | Ant 8 | Ant 10 | Ant 8 | Ant 10 | Ant 8 | Ant 10 | Ant 8 | Ant 10 | | | Ant 8 | Ant 10 |
| 11a | 6Mbps | 1 | 6515 | 0.03 | 0.04 | 4.81 | 4.31 | 0.75 | -2.44 | 5.56 | 1.87 | 24.00 | Pass | 5.5 | 5.5 |

| U-NII-6 SISO | | | | | | | | | | | | | | | | | |
|---|---|---|---|---|---|---|---|---|---|---|---|---|---|---|---|---|---|
| Mod. | Data Rate | NTX | CH. | Freq. (MHz) | RU Config. | Duty Factor (dB) | | Conducted Power with duty factor (dBm) | | DG (dBi) | | EIRP Power (dBm) | | EIRP Power Limit (dBm) | Pass /Fail | Power Setting | |
| | | | | | | Ant 8 | Ant 10 | Ant 8 | Ant 10 | Ant 8 | Ant 10 | Ant 8 | Ant 10 | | | Ant 8 | Ant 10 |
| HE20 | MCS0 | 1 | 105 | 6475 | Full | 0.00 | 0.00 | 8.41 | 7.67 | 0.75 | -2.44 | 9.16 | 5.23 | 24.00 | Pass | 9 | 9 |
| HE40 | MCS0 | 1 | 107 | 6485 | Full | 0.00 | 0.00 | 11.21 | 10.45 | 0.75 | -2.44 | 11.96 | 8.01 | 24.00 | Pass | 12 | 12 |
| HE80 | MCS0 | 1 | 103 | 6465 | Full | 0.00 | 0.00 | 13.63 | 12.91 | 0.75 | -2.44 | 14.38 | 10.47 | 24.00 | Pass | 14 | 14 |
| HE160 | MCS0 | 1 | 111 | 6505 | Full | 0.00 | 0.00 | 13.37 | 12.72 | 0.75 | -2.44 | 14.12 | 10.28 | 24.00 | Pass | 14 | 14 |

| U-NII-7 SISO | | | | | | | | | | | | | | | | |
|---|---|---|---|---|---|---|---|---|---|---|---|---|---|---|---|---|
| Mod. | Data Rate | NTX | CH. | Freq. (MHz) | Duty Factor (dB) | | Conducted Power with duty factor (dBm) | | DG (dBi) | | EIRP Power (dBm) | | EIRP Power Limit (dBm) | Pass /Fail | Power Setting | |
| | | | | | Ant 8 | Ant 10 | Ant 8 | Ant 10 | Ant 8 | Ant 10 | Ant 8 | Ant 10 | | | Ant 8 | Ant 10 |
| 11a | 6Mbps | 1 | 117 | 6535 | 0.03 | 0.04 | 3.54 | 3.14 | 1.02 | 0.16 | 4.56 | 3.30 | 24.00 | Pass | 4 | 4 |

| U-NII-7 SISO | | | | | | | | | | | | | | | | | |
|---|---|---|---|---|---|---|---|---|---|---|---|---|---|---|---|---|---|
| Mod. | Data Rate | NTX | CH. | Freq. (MHz) | RU Config. | Duty Factor (dB) | | Conducted Power with duty factor (dBm) | | DG (dBi) | | EIRP Power (dBm) | | EIRP Power Limit (dBm) | Pass /Fail | Power Setting | |
| | | | | | | Ant 8 | Ant 10 | Ant 8 | Ant 10 | Ant 8 | Ant 10 | Ant 8 | Ant 10 | | | Ant 8 | Ant 10 |
| HE20 | MCS0 | 1 | 117 | 6535 | Full | 0.00 | 0.00 | 7.19 | 6.43 | 1.02 | 0.16 | 8.21 | 6.59 | 24.00 | Pass | 7.5 | 7.5 |
| HE40 | MCS0 | 1 | 123 | 6565 | Full | 0.00 | 0.00 | 9.97 | 9.19 | 1.02 | 0.16 | 10.99 | 9.35 | 24.00 | Pass | 10.5 | 10.5 |
| HE80 | MCS0 | 1 | 135 | 6625 | Full | 0.00 | 0.00 | 13.33 | 12.45 | 1.02 | 0.16 | 14.35 | 12.61 | 24.00 | Pass | 14 | 14 |
| HE160 | MCS0 | 1 | 175 | 6825 | Full | 0.00 | 0.00 | 13.25 | 13.51 | 1.02 | 0.16 | 14.27 | 13.67 | 24.00 | Pass | 14 | 14 |

| U-NII-8 SISO | | | | | | | | | | | | | | | |
|---|---|---|---|---|---|---|---|---|---|---|---|---|---|---|---|
| Mod. | Data Rate | NTX | Freq. (MHz) | Duty Factor (dB) | | Conducted Power with duty factor (dBm) | | DG (dBi) | | EIRP Power (dBm) | | EIRP Power Limit (dBm) | Pass /Fail | Power Setting | |
| | | | | Ant 8 | Ant 10 | Ant 8 | Ant 10 | Ant 8 | Ant 10 | Ant 8 | Ant 10 | | | Ant 8 | Ant 10 |
| 11a | 6Mbps | 1 | 7095 | 0.03 | 0.04 | 2.72 | 2.58 | 0.70 | 1.66 | 3.42 | 4.24 | 24.00 | Pass | 3.5 | 3.5 |

| U-NII-8 SISO | | | | | | | | | | | | | | | | | |
|---|---|---|---|---|---|---|---|---|---|---|---|---|---|---|---|---|---|
| Mod. | Data Rate | NTX | CH. | Freq. (MHz) | RU Config. | Duty Factor (dB) | | Conducted Power with duty factor (dBm) | | DG (dBi) | | EIRP Power (dBm) | | EIRP Power Limit (dBm) | Pass /Fail | Power Setting | |
| | | | | | | Ant 8 | Ant 10 | Ant 8 | Ant 10 | Ant 8 | Ant 10 | Ant 8 | Ant 10 | | | Ant 8 | Ant 10 |
| HE20 | MCS0 | 1 | 229 | 7095 | Full | 0.00 | 0.00 | 5.85 | 5.76 | 0.70 | 1.66 | 6.55 | 7.42 | 24.00 | Pass | 6.5 | 6.5 |
| HE40 | MCS0 | 1 | 227 | 7085 | Full | 0.00 | 0.00 | 9.27 | 9.26 | 0.70 | 1.66 | 9.97 | 10.92 | 24.00 | Pass | 10 | 10 |
| HE80 | MCS0 | 1 | 199 | 6945 | Full | 0.00 | 0.00 | 12.98 | 12.45 | 0.70 | 1.66 | 13.68 | 14.11 | 24.00 | Pass | 13.5 | 13.5 |
| HE160 | MCS0 | 1 | 207 | 6985 | Full | 0.00 | 0.00 | 13.22 | 13.58 | 0.70 | 1.66 | 13.92 | 15.24 | 24.00 | Pass | 14 | 14 |

## <CDD mode>

| U-NII-5 MIMO | | | | | | | | | | | | | | | | |
|---|---|---|---|---|---|---|---|---|---|---|---|---|---|---|---|---|
| Mod. | Data Rate | NTX | CH. | Freq. (MHz) | Duty Factor (dB) | | Conducted Power with duty factor (dBm) | | | DG (dBi) | | EIRP Power (dBm) | EIRP Power Limit (dBm) | Pass /Fail | Power Setting | |
| | | | | | Ant 8 | Ant 10 | Ant 8 | Ant 10 | SUM | Ant 8 | Ant 10 | SUM | | | Ant 8 | Ant 10 |
| 11a | 6Mbps | 2 | 001 | 5955 | 0.03 | 0.04 | 4.60 | 3.43 | 7.06 | 0.35 | | 7.41 | 24.00 | Pass | 4.5 | |

| U-NII-6 MIMO | | | | | | | | | | | | | | | |
|---|---|---|---|---|---|---|---|---|---|---|---|---|---|---|---|
| Mod. | Data Rate | NTX | Freq. (MHz) | Duty Factor (dB) | | Conducted Power with duty factor (dBm) | | | DG (dBi) | | EIRP Power (dBm) | EIRP Power Limit (dBm) | Pass /Fail | Power Setting | |
| | | | | Ant 8 | Ant 10 | Ant 8 | Ant 10 | SUM | Ant 8 | Ant 10 | SUM | | | Ant 8 | Ant 10 |
| 11a | 6Mbps | 2 | 6515 | 0.03 | 0.04 | 4.84 | 4.35 | 7.61 | 0.75 | | 8.36 | 24.00 | Pass | 5.5 | |

| U-NII-7 MIMO | | | | | | | | | | | | | | | | |
|---|---|---|---|---|---|---|---|---|---|---|---|---|---|---|---|---|
| Mod. | Data Rate | NTX | CH. | Freq. (MHz) | Duty Factor (dB) | | Conducted Power with duty factor (dBm) | | | DG (dBi) | | EIRP Power (dBm) | EIRP Power Limit (dBm) | Pass /Fail | Power Setting | |
| | | | | | Ant 8 | Ant 10 | Ant 8 | Ant 10 | SUM | Ant 8 | Ant 10 | SUM | | | Ant 8 | Ant 10 |
| 11a | 6Mbps | 2 | 117 | 6535 | 0.03 | 0.04 | 3.57 | 3.17 | 6.38 | 1.02 | | 7.40 | 24.00 | Pass | 4 | |

| U-NII-8 MIMO | | | | | | | | | | | | | | | |
|---|---|---|---|---|---|---|---|---|---|---|---|---|---|---|---|
| Mod. | Data Rate | NTX | Freq. (MHz) | Duty Factor (dB) | | Conducted Power with duty factor (dBm) | | | DG (dBi) | | EIRP Power (dBm) | EIRP Power Limit (dBm) | Pass /Fail | Power Setting | |
| | | | | Ant 8 | Ant 10 | Ant 8 | Ant 10 | SUM | Ant 8 | Ant 10 | SUM | | | Ant 8 | Ant 10 |
| 11a | 6Mbps | 2 | 7095 | 0.03 | 0.04 | 2.74 | 2.65 | 5.71 | 1.66 | | 7.37 | 24.00 | Pass | 3.5 | |

## <SDM mode>

| U-NII-5 MIMO | | | | | | | | | | | | | | | | | |
|---|---|---|---|---|---|---|---|---|---|---|---|---|---|---|---|---|---|
| Mod. | Data Rate | NTX | CH. | Freq. (MHz) | RU Config. | Duty Factor (dB) | | Conducted Power with duty factor (dBm) | | | DG (dBi) | | EIRP Power (dBm) | EIRP Power Limit (dBm) | Pass /Fail | Power Setting | |
| | | | | | | Ant 8 | Ant 10 | Ant 8 | Ant 10 | SUM | Ant 8 | Ant 10 | SUM | | | Ant 8 | Ant 10 |
| HE20 | MCS0 | 2 | 049 | 6195 | Full | 0.00 | 0.00 | 7.96 | 6.89 | 10.47 | 0.35 | | 10.82 | 24.00 | Pass | 8 | |
| HE40 | MCS0 | 2 | 003 | 5965 | Full | 0.00 | 0.00 | 10.67 | 10.10 | 13.40 | 0.35 | | 13.75 | 24.00 | Pass | 11 | |
| HE80 | MCS0 | 2 | 007 | 5985 | Full | 0.00 | 0.00 | 13.49 | 13.04 | 16.28 | 0.35 | | 16.63 | 24.00 | Pass | 14 | |
| HE160 | MCS0 | 2 | 047 | 6185 | Full | 0.00 | 0.00 | 14.06 | 13.17 | 16.65 | 0.35 | | 17.00 | 24.00 | Pass | 14 | |

| U-NII-6 MIMO | | | | | | | | | | | | | | | | | |
|---|---|---|---|---|---|---|---|---|---|---|---|---|---|---|---|---|---|
| Mod. | Data Rate | NTX | CH. | Freq. (MHz) | RU Config. | Duty Factor (dB) | | Conducted Power with duty factor (dBm) | | | DG (dBi) | | EIRP Power (dBm) | EIRP Power Limit (dBm) | Pass /Fail | Power Setting | |
| | | | | | | Ant 8 | Ant 10 | Ant 8 | Ant 10 | SUM | Ant 8 | Ant 10 | SUM | | | Ant 8 | Ant 10 |
| HE20 | MCS0 | 2 | 105 | 6475 | Full | 0.00 | 0.00 | 8.44 | 7.76 | 11.12 | 0.75 | | 11.87 | 24.00 | Pass | 9 | |
| HE40 | MCS0 | 2 | 107 | 6485 | Full | 0.00 | 0.00 | 11.24 | 10.48 | 13.89 | 0.75 | | 14.64 | 24.00 | Pass | 12 | |
| HE80 | MCS0 | 2 | 103 | 6465 | Full | 0.00 | 0.00 | 13.68 | 12.95 | 16.34 | 0.75 | | 17.09 | 24.00 | Pass | 14 | |
| HE160 | MCS0 | 2 | 111 | 6505 | Full | 0.00 | 0.00 | 13.40 | 12.74 | 16.09 | 0.75 | | 16.84 | 24.00 | Pass | 14 | |

| U-NII-7 MIMO | | | | | | | | | | | | | | | | | |
|---|---|---|---|---|---|---|---|---|---|---|---|---|---|---|---|---|---|
| Mod. | Data Rate | NTX | CH. | Freq. (MHz) | RU Config. | Duty Factor (dB) | | Conducted Power with duty factor (dBm) | | | DG (dBi) | | EIRP Power (dBm) | EIRP Power Limit (dBm) | Pass /Fail | Power Setting | |
| | | | | | | Ant 8 | Ant 10 | Ant 8 | Ant 10 | SUM | Ant 8 | Ant 10 | SUM | | | Ant 8 | Ant 10 |
| HE20 | MCS0 | 2 | 117 | 6535 | Full | 0.00 | 0.00 | 7.22 | 6.44 | 9.86 | 1.02 | | 10.88 | 24.00 | Pass | 7.5 | |
| HE40 | MCS0 | 2 | 123 | 6565 | Full | 0.00 | 0.00 | 10.02 | 9.22 | 12.65 | 1.02 | | 13.67 | 24.00 | Pass | 10.5 | |
| HE80 | MCS0 | 2 | 135 | 6625 | Full | 0.00 | 0.00 | 13.35 | 12.51 | 15.96 | 1.02 | | 16.98 | 24.00 | Pass | 14 | |
| HE160 | MCS0 | 2 | 175 | 6825 | Full | 0.00 | 0.00 | 13.29 | 13.55 | 16.43 | 1.02 | | 17.45 | 24.00 | Pass | 14 | |

| U-NII-8 MIMO | | | | | | | | | | | | | | | | | |
|---|---|---|---|---|---|---|---|---|---|---|---|---|---|---|---|---|---|
| Mod. | Data Rate | NTX | CH. | Freq. (MHz) | RU Config. | Duty Factor (dB) | | Conducted Power with duty factor (dBm) | | | DG (dBi) | | EIRP Power (dBm) | EIRP Power Limit (dBm) | Pass /Fail | Power Setting | |
| | | | | | | Ant 8 | Ant 10 | Ant 8 | Ant 10 | SUM | Ant 8 | Ant 10 | SUM | | | Ant 8 | Ant 10 |
| HE20 | MCS0 | 2 | 229 | 7095 | Full | 0.00 | 0.00 | 5.88 | 5.91 | 8.91 | 1.66 | | 10.57 | 24.00 | Pass | 6.5 | |
| HE40 | MCS0 | 2 | 227 | 7085 | Full | 0.00 | 0.00 | 9.33 | 9.32 | 12.34 | 1.66 | | 14.00 | 24.00 | Pass | 10 | |
| HE80 | MCS0 | 2 | 199 | 6945 | Full | 0.00 | 0.00 | 13.02 | 12.50 | 15.78 | 1.66 | | 17.44 | 24.00 | Pass | 13.5 | |
| HE160 | MCS0 | 2 | 207 | 6985 | Full | 0.00 | 0.00 | 13.36 | 13.62 | 16.50 | 1.66 | | 18.16 | 24.00 | Pass | 14 | |

**<standard client >**

**<SISO mode>**

| U-NII-5 SISO | | | | | | | | | | | | | | | | |
|---|---|---|---|---|---|---|---|---|---|---|---|---|---|---|---|---|
| Mod. | Data Rate | NTX | CH. | Freq. (MHz) | Duty Factor (dB) | | Conducted Power with duty factor (dBm) | | DG (dBi) | | EIRP Power (dBm) | | EIRP Power Limit (dBm) | Pass /Fail | Power Setting | |
| | | | | | Ant 8 | Ant 10 | Ant 8 | Ant 10 | Ant 8 | Ant 10 | Ant 8 | Ant 10 | | | Ant 8 | Ant 10 |
| 11a | 6Mbps | 1 | 049 | 6195 | 0.03 | 0.04 | 14.00 | 12.85 | 0.35 | -0.85 | 14.35 | 12.00 | 30.00 | Pass | 14 | |

| U-NII-5 SISO | | | | | | | | | | | | | | | | | |
|---|---|---|---|---|---|---|---|---|---|---|---|---|---|---|---|---|---|
| Mod. | Data Rate | NTX | CH. | Freq. (MHz) | RU Config. | Duty Factor (dB) | | Conducted Power with duty factor (dBm) | | DG (dBi) | | EIRP Power (dBm) | | EIRP Power Limit (dBm) | Pass /Fail | Power Setting | |
| | | | | | | Ant 8 | Ant 10 | Ant 8 | Ant 10 | Ant 8 | Ant 10 | Ant 8 | Ant 10 | | | Ant 8 | Ant 10 |
| HE20 | MCS0 | 1 | 049 | 6195 | Full | 0.00 | 0.00 | 13.99 | 12.97 | 0.35 | -0.85 | 14.34 | 12.12 | 30.00 | Pass | 14 | 14 |
| HE40 | MCS0 | 1 | 051 | 6205 | Full | 0.00 | 0.00 | 14.02 | 13.03 | 0.35 | -0.85 | 14.37 | 12.18 | 30.00 | Pass | 14 | 14 |
| HE80 | MCS0 | 1 | 055 | 6225 | Full | 0.00 | 0.00 | 13.88 | 13.01 | 0.35 | -0.85 | 14.23 | 12.16 | 30.00 | Pass | 14 | 14 |
| HE160 | MCS0 | 1 | 047 | 6185 | Full | 0.00 | 0.00 | 14.01 | 13.13 | 0.35 | -0.85 | 14.36 | 12.28 | 30.00 | Pass | 14 | 14 |

| U-NII-7 SISO | | | | | | | | | | | | | | | | |
|---|---|---|---|---|---|---|---|---|---|---|---|---|---|---|---|---|
| Mod. | Data Rate | NTX | CH. | Freq. (MHz) | Duty Factor (dB) | | Conducted Power with duty factor (dBm) | | DG (dBi) | | EIRP Power (dBm) | | EIRP Power Limit (dBm) | Pass /Fail | Power Setting | |
| | | | | | Ant 8 | Ant 10 | Ant 8 | Ant 10 | Ant 8 | Ant 10 | Ant 8 | Ant 10 | | | Ant 8 | Ant 10 |
| 11a | 6Mbps | 1 | 181 | 6855 | 0.03 | 0.04 | 13.58 | 13.45 | 1.02 | 0.16 | 14.60 | 13.61 | 30.00 | Pass | 14 | 14 |

| U-NII-7 SISO | | | | | | | | | | | | | | | | | |
|---|---|---|---|---|---|---|---|---|---|---|---|---|---|---|---|---|---|
| Mod. | Data Rate | NTX | CH. | Freq. (MHz) | RU Config. | Duty Factor (dB) | | Conducted Power with duty factor (dBm) | | DG (dBi) | | EIRP Power (dBm) | | EIRP Power Limit (dBm) | Pass /Fail | Power Setting | |
| | | | | | | Ant 8 | Ant 10 | Ant 8 | Ant 10 | Ant 8 | Ant 10 | Ant 8 | Ant 10 | | | Ant 8 | Ant 10 |
| HE20 | MCS0 | 1 | 117 | 6535 | Full | 0.00 | 0.00 | 13.63 | 12.76 | 1.02 | 0.16 | 14.65 | 12.92 | 30.00 | Pass | 14 | 14 |
| HE40 | MCS0 | 1 | 123 | 6565 | Full | 0.00 | 0.00 | 13.57 | 12.76 | 1.02 | 0.16 | 14.59 | 12.92 | 30.00 | Pass | 14 | 14 |
| HE80 | MCS0 | 1 | 167 | 6785 | Full | 0.00 | 0.00 | 13.37 | 12.76 | 1.02 | 0.16 | 14.39 | 12.92 | 30.00 | Pass | 14 | 14 |
| HE160 | MCS0 | 1 | 143 | 6665 | Full | 0.00 | 0.00 | 13.37 | 12.91 | 1.02 | 0.16 | 14.39 | 13.07 | 30.00 | Pass | 14 | 14 |

**<CDD mode>**

| U-NII-5 MIMO | | | | | | | | | | | | | | | | |
|---|---|---|---|---|---|---|---|---|---|---|---|---|---|---|---|---|
| Mod. | Data Rate | NTX | CH. | Freq. (MHz) | Duty Factor (dB) | | Conducted Power with duty factor (dBm) | | | DG (dBi) | | EIRP Power (dBm) | EIRP Power Limit (dBm) | Pass /Fail | Power Setting | |
| | | | | | Ant 8 | Ant 10 | Ant 8 | Ant 10 | SUM | Ant 8 | Ant 10 | SUM | | | Ant 8 | Ant 10 |
| 11a | 6Mbps | 2 | 049 | 6195 | 0.03 | 0.04 | 14.05 | 12.92 | 16.53 | 0.35 | | 16.88 | 30.00 | Pass | 14 | |

| U-NII-5 MIMO | | | | | | | | | | | | | | | | | |
|---|---|---|---|---|---|---|---|---|---|---|---|---|---|---|---|---|---|
| Mod. | Data Rate | NTX | CH. | Freq. (MHz) | RU Config. | Duty Factor (dB) | | Conducted Power with duty factor (dBm) | | | DG (dBi) | | EIRP Power (dBm) | EIRP Power Limit (dBm) | Pass /Fail | Power Setting | |
| | | | | | | Ant 8 | Ant 10 | Ant 8 | Ant 10 | SUM | Ant 8 | Ant 10 | SUM | | | Ant 8 | Ant 10 |
| HE20 | MCS0 | 2 | 049 | 6195 | Full | 0.00 | 0.00 | 14.02 | 13.00 | 16.55 | 0.35 | | 16.90 | 30.00 | Pass | 14 | |
| HE40 | MCS0 | 2 | 051 | 6205 | Full | 0.00 | 0.00 | 14.06 | 13.07 | 16.60 | 0.35 | | 16.95 | 30.00 | Pass | 14 | |
| HE80 | MCS0 | 2 | 055 | 6225 | Full | 0.00 | 0.00 | 13.92 | 13.05 | 16.52 | 0.35 | | 16.87 | 30.00 | Pass | 14 | |
| HE160 | MCS0 | 2 | 047 | 6185 | Full | 0.00 | 0.00 | 14.06 | 13.17 | 16.65 | 0.35 | | 17.00 | 30.00 | Pass | 14 | |

| U-NII-7 MIMO | | | | | | | | | | | | | | | | | |
|---|---|---|---|---|---|---|---|---|---|---|---|---|---|---|---|---|---|
| Mod. | Data Rate | NTX | CH. | Freq. (MHz) | Duty Factor (dB) | | Conducted Power with duty factor (dBm) | | | DG (dBi) | | EIRP Power (dBm) | EIRP Power Limit (dBm) | Pass /Fail | Power Setting | |
| | | | | | Ant 8 | Ant 10 | Ant 8 | Ant 10 | SUM | Ant 8 | Ant 10 | SUM | | | Ant 8 | Ant 10 |
| 11a | 6Mbps | 2 | 181 | 6855 | 0.03 | 0.04 | 13.63 | 13.60 | 16.62 | 1.02 | | 17.64 | 30.00 | Pass | 14 | |

| U-NII-7 MIMO | | | | | | | | | | | | | | | | | |
|---|---|---|---|---|---|---|---|---|---|---|---|---|---|---|---|---|---|
| Mod. | Data Rate | NTX | CH. | Freq. (MHz) | RU Config. | Duty Factor (dB) | | Conducted Power with duty factor (dBm) | | | DG (dBi) | | EIRP Power (dBm) | EIRP Power Limit (dBm) | Pass /Fail | Power Setting | |
| | | | | | | Ant 8 | Ant 10 | Ant 8 | Ant 10 | SUM | Ant 8 | Ant 10 | SUM | | | Ant 8 | Ant 10 |
| HE20 | MCS0 | 2 | 117 | 6535 | Full | 0.00 | 0.00 | 13.68 | 12.78 | 16.26 | 1.02 | | 17.28 | 30.00 | Pass | 14 | |
| HE40 | MCS0 | 2 | 123 | 6565 | Full | 0.00 | 0.00 | 13.59 | 12.79 | 16.22 | 1.02 | | 17.24 | 30.00 | Pass | 14 | |
| HE80 | MCS0 | 2 | 167 | 6785 | Full | 0.00 | 0.00 | 13.40 | 12.83 | 16.13 | 1.02 | | 17.15 | 30.00 | Pass | 14 | |
| HE160 | MCS0 | 2 | 143 | 6665 | Full | 0.00 | 0.00 | 13.42 | 12.95 | 16.20 | 1.02 | | 17.22 | 30.00 | Pass | 14 | |

Conclusion:
All test items test against the variant model based on the worst-case condition from the original model was performed in this filing to demonstrate the test data from original model remains representative for the variant model.

Based on the spot check test result, the test data from the original model is representative for the variant model. All spot check test data are shown within expected level compliant to limit line.

We are using power and ERP/EIRP measurements from the original parent model reports to list on the grant.

The same detection mechanism/software/antenna gain is used in the variant of DFS. Hence, all test cases refer to parent report.

We confirm that the test data referencing policy of FCC KDB 484596 D01 Referencing Test Data v02r03 has been followed and the test data as referenced from the parent model report represents compliance with new FCC ID.

# 3 List of Measuring Equipment

**For BT/WIFI:**

| Instrument | Manufacturer | Model No. | Serial No. | Characteristics | Calibration Date | Test Date | Due Date | Remark |
|---|---|---|---|---|---|---|---|---|
| EMI Test Receiver | Keysight | N9038A | MY56400023 | 3Hz~8.5GHz;Max 30dBm | Jan. 02, 2024 | Nov. 05, 2024 | Jan. 01, 2025 | Radiation (03CH06-KS) |
| EXA Spectrum Analyzer | Keysight | N9010B | MY57471084 | 10Hz-44GHz | Jul. 04, 2024 | Nov. 05, 2024 | Jul. 03, 2025 | Radiation (03CH06-KS) |
| Loop Antenna | R&S | HFH2-Z2E | 101125 | 9kHz~30MHz | Sep. 08, 2024 | Nov. 05, 2024 | Sep. 07, 2025 | Radiation (03CH06-KS) |
| Bilog Antenna | TeseQ | CBL6111D | 59913 | 30MHz-1GHz | Sep. 03, 2024 | Nov. 05, 2024 | Sep. 02, 2025 | Radiation (03CH06-KS) |
| Double Ridge Horn Antenna | ETS-Lindgren | 3117 | 00218652 | 1GHz~18GHz | Apr. 11, 2024 | Nov. 05, 2024 | Apr. 10, 2025 | Radiation (03CH06-KS) |
| SHF-EHF Horn | Com-power | AH-840 | 101093 | 18GHz~40GHz | Jan. 06, 2024 | Nov. 05, 2024 | Jan. 05, 2025 | Radiation (03CH06-KS) |
| Amplifier | SONOMA | 310N | 372171 | 9KHz ~1GHZ | Jan. 02, 2024 | Nov. 05, 2024 | Jan. 01, 2025 | Radiation (03CH06-KS) |
| Amplifier | EM | EM18G40GA | 060728 | 18~40GHz | Jan. 02, 2024 | Nov. 05, 2024 | Jan. 01, 2025 | Radiation (03CH06-KS) |
| high gain Amplifier | MITEQ | AMF-7D-00101800-30-10P | 2082395 | 1Ghz-18Ghz | Jan. 02, 2024 | Nov. 05, 2024 | Jan. 01, 2025 | Radiation (03CH06-KS) |
| Amplifier | Keysight | 83017A | MY57280119 | 500MHz~26.5GHz | Oct. 09, 2024 | Nov. 05, 2024 | Oct. 08, 2025 | Radiation (03CH06-KS) |
| AC Power Source | Chroma | 61601 | F104090004 | N/A | NCR | Nov. 05, 2024 | NCR | Radiation (03CH06-KS) |
| Turn Table | ChamPro | EM 1000-T | 060762-T | 0~360 degree | NCR | Nov. 05, 2024 | NCR | Radiation (03CH06-KS) |
| Antenna Mast | ChamPro | EM 1000-A | 060762-A | 1 m~4 m | NCR | Nov. 05, 2024 | NCR | Radiation (03CH06-KS) |
| EMI Receiver | R&S | ESCI7 | 100768 | 9kHz~7GHz; | Apr. 18, 2024 | Oct. 26, 2024 | Apr. 17, 2025 | Conduction (CO01-KS) |
| AC LISN (for auxiliary equipment) | MessTec | AN3016 | 060103 | 9kHz~30MHz | Aug. 20, 2024 | Oct. 26, 2024 | Aug. 19, 2025 | Conduction (CO01-KS) |
| AC LISN | MessTec | AN3016 | 060105 | 9kHz~30MHz | Apr. 18, 2024 | Oct. 26, 2024 | Apr. 17, 2025 | Conduction (CO01-KS) |
| AC Power Source | Chroma | 61602 | ABP000000811 | AC 0V~300V, 45Hz~1000Hz | Oct. 09, 2024 | Oct. 26, 2024 | Oct. 08, 2025 | Conduction (CO01-KS) |
| Spectrum Analyzer | R&S | FSV40 | 101040 | 10Hz~40GHz | Oct. 10, 2024 | Nov. 07, 2024~ Feb. 11, 2025 | Oct. 09, 2025 | Conducted (TH01-KS) |
| Pulse Power Senor | Anritsu | MA2411B | 0917070 | 300MHz~40GHz | Jan. 02, 2024 | Nov. 07, 2024~ Feb. 11, 2025 | Jan. 01, 2025 | Conducted (TH01-KS) |
| Pulse Power Senor | Anritsu | MA2411B | 0917070 | 300MHz~40GHz | Jan. 02, 2025 | | Jan. 01, 2026 | Conducted (TH01-KS) |
| Power Meter | Anritsu | ML2495A | 1005002 | 50MHz Bandwidth | Jan. 02, 2024 | Nov. 07, 2024~ Feb. 11, 2025 | Jan. 01, 2025 | Conducted (TH01-KS) |
| Power Meter | Anritsu | ML2495A | 1005002 | 50MHz Bandwidth | Jan. 02, 2025 | | Jan. 01, 2026 | Conducted (TH01-KS) |
| Spectrum Analyzer | R&S | FSV40 | 101040 | 10Hz~40GHz | Oct. 10, 2024 | Nov. 05, 2024 | Oct. 09, 2025 | CBP (DFS01-KS) |
| MXG-B RF Vector Signal Genertor | Keysight | 5182B /5182BX07 | MY56200417 /MY59360210 | 9kHz~7.2GHz | Apr. 17, 2024 | Nov. 05, 2024 | Apr. 16, 2025 | CBP (DFS01-KS) |
| Vector Signal Generator | R&S | SMBV100A | 258305 | 9kHz~6GHz | Jan. 02, 2024 | Nov. 05, 2024 | Jan. 01, 2025 | CBP (DFS01-KS) |
| Combiner | MTJ Cooperation | MTJ7112 | N/A | 0.4-6GHz | NCR | Nov. 05, 2024 | NCR | CBP (DFS01-KS) |
| Signal Analyzer | R&S | FSV7 | 101632 | 10Hz~7GHz | Jan. 02, 2024 | Nov. 05, 2024 | Jan. 01, 2025 | Conducted (DFS01-KS) |
| Vector Signal Generator | R&S | SMJ100A | 101908 | 100kHz~6GHz | Jan. 02, 2024 | Nov. 05, 2024 | Jan. 01, 2025 | Conducted (DFS01-KS) |

| | | | | | | | | |
|---|---|---|---|---|---|---|---|---|
| MXG-B RF Vector Signal Genertor | Keysight | 5182B /5182BX07 | MY56200417 /MY59360210 | 9kHz~7.2GHz | Apr 17, 2024 | Nov. 05, 2024 | Apr 16, 2025 | Conducted (DFS01-KS) |
| Combiner | MTJ Cooperation | MTJ7114-M | N/A | 0.5GHz~18GHz | NCR | Nov. 05, 2024 | NCR | Conducted (DFS01-KS) |

NCR: No Calibration Required

**For NFC:**

| Instrument | Manufacturer | Model No. | Serial No. | Characteristics | Calibration Date | Test Date | Due Date | Remark |
|---|---|---|---|---|---|---|---|---|
| EMI Test Receiver | R&S | ESR7 | 101403 | 9kHz~7GHz;Max 30dBm | Oct. 11, 2024 | Oct. 24, 2024 | Oct. 10, 2025 | Radiation (03CH02-KS) |
| Loop Antenna | R&S | HFH2-Z2E | 101125 | 9kHz~30MHz | Sep. 08, 2024 | Oct. 24, 2024 | Sep. 07, 2025 | Radiation (03CH02-KS) |
| Bilog Antenna | TeseQ | CBL6111D | 59915 | 30MHz-1GHz | Aug. 18, 2024 | Oct. 24, 2024 | Aug. 17, 2025 | Radiation (03CH02-KS) |
| AC Power Source | Chroma | 61601 | 616010002473 | N/A | NCR | Oct. 24, 2024 | NCR | Radiation (03CH02-KS) |
| Turn Table | MF | MF7802 | N/A | 0~360 degree | NCR | Oct. 24, 2024 | NCR | Radiation (03CH02-KS) |
| Antenna Mast | MF | MF7802 | N/A | 1 m~4 m | NCR | Oct. 24, 2024 | NCR | Radiation (03CH02-KS) |
| Amplifier | SONOMA | 310N | 413740 | 9KHz-1GHz | Jan. 03, 2024 | Oct. 24, 2024 | Jan. 02, 2025 | Radiation (03CH02-KS) |
| EMI Receiver | R&S | ESCI7 | 100768 | 9kHz~7GHz; | Apr. 18, 2024 | Oct. 26, 2024 | Apr. 17, 2025 | Conduction (CO01-KS) |
| AC LISN (for auxiliary equipment) | MessTec | AN3016 | 060103 | 9kHz~30MHz | Aug. 20, 2024 | Oct. 26, 2024 | Aug. 19, 2025 | Conduction (CO01-KS) |
| AC LISN | MessTec | AN3016 | 060105 | 9kHz~30MHz | Apr. 18, 2024 | Oct. 26, 2024 | Apr. 17, 2025 | Conduction (CO01-KS) |
| AC Power Source | Chroma | 61602 | ABP000000811 | AC 0V~300V, 45Hz~1000Hz | Oct. 09, 2024 | Oct. 26, 2024 | Oct. 08, 2025 | Conduction (CO01-KS) |
| Spectrum Analyzer | R&S | FSV40 | 101040 | 10Hz~40GHz | Oct. 10, 2024 | Nov. 07, 2024 | Oct. 09, 2025 | Conducted (TH01-KS) |
| Pulse Power Senor | Anritsu | MA2411B | 0917070 | 300MHz~40GHz | Jan. 02, 2024 | Nov. 07, 2024 | Jan. 01, 2025 | Conducted (TH01-KS) |
| Power Meter | Anritsu | ML2495A | 1005002 | 50MHz Bandwidth | Jan. 02, 2024 | Nov. 07, 2024 | Jan. 01, 2025 | Conducted (TH01-KS) |

NCR: No Calibration Required

**For WWAN Bands:**

| Instrument | Manufacturer | Model No. | Serial No. | Characteristics | Calibration Date | Test Date | Due Date | Remark |
|---|---|---|---|---|---|---|---|---|
| Spectrum Analyzer | R&S | FSV40 | 101040 | 10Hz~40GHz | Oct. 10, 2024 | Nov. 02, 2024 | Oct. 09, 2025 | Conducted (TH01-KS) |
| Power divider | STI | STI08-0055 | - | 0.5~40GHz | NCR | Nov. 02, 2024 | NCR | Conducted (TH01-KS) |
| Temperature &humidity chamber | Hongzhan | LP-150U | H2014011440 | -40~+150°C 20%~95%RH | Jul. 04, 2024 | Nov. 02, 2024 | Jul. 03, 2025 | Conducted (TH01-KS) |
| EXA Spectrum Analyzer | Keysight | N9010A | MY55370528 | 10Hz-44G,MAX 30dB | Oct. 11, 2024 | Oct. 20, 2024 | Oct. 10, 2025 | Radiation (03CH04-KS) |
| Loop Antenna | R&S | HFH2-Z2E | 101125 | 9kHz~30MHz | Sep. 10, 2024 | Oct. 20, 2024 | Sep. 09, 2025 | Radiation (03CH04-KS) |
| Bilog Antenna | TeseQ | CBL6111D | 44483 | 30MHz-1GHz | Dec. 06, 2023 | Oct. 20, 2024 | Dec. 05, 2024 | Radiation (03CH04-KS) |
| Double Ridge Horn Antenna | ETS-Lindgren | 3117 | 00227860 | 1GHz~18GHz | Aug. 16, 2024 | Oct. 20, 2024 | Aug. 15, 2025 | Radiation (03CH04-KS) |
| SHF-EHF Horn | Com-power | AH-840 | 101070 | 18GHz~40GHz | Jan. 27, 2024 | Oct. 20, 2024 | Jan. 26, 2025 | Radiation (03CH04-KS) |
| Amplifier | SONOMA | 310N | 413740 | 9KHz-1GHz | Jan. 03, 2024 | Oct. 20, 2024 | Jan. 02, 2025 | Radiation (03CH04-KS) |
| Amplifier | EM | EM18G40GA | 060728 | 18~40GHz | Jan. 02, 2024 | Oct. 20, 2024 | Jan. 01, 2025 | Radiation (03CH04-KS) |
| high gain Amplifier | EM | EM01G18GA | 060840 | 1Ghz-18Ghz | Oct. 09, 2024 | Oct. 20, 2024 | Oct. 08, 2025 | Radiation (03CH04-KS) |
| Amplifier | EM | EM01G18GA | 060892 | 1Ghz-18Ghz | Oct. 09, 2024 | Oct. 20, 2024 | Oct. 08, 2025 | Radiation (03CH04-KS) |
| AC Power Source | Chroma | 61601 | F104090004 | N/A | NCR | Oct. 20, 2024 | NCR | Radiation (03CH04-KS) |
| Turn Table | ChamPro | EM 1000-T | 060762-T | 0~360 degree | NCR | Oct. 20, 2024 | NCR | Radiation (03CH04-KS) |
| Antenna Mast | ChamPro | EM 1000-A | 060762-A | 1 m~4 m | NCR | Oct. 20, 2024 | NCR | Radiation (03CH04-KS) |
| Signal Analyzer | R&S | FSV7 | 101472 | 10Hz~7GHz | Jan. 05, 2024 | Nov. 12, 2024 | Jan. 04, 2025 | Conducted (DFS01-KS) |
| Combiner | MTJ Cooperation | MTJ7112 | N/A | 0.4-6GHz | NCR | Nov. 12, 2024 | NCR | Conducted (DFS01-KS) |

NCR: No Calibration Required

# 4 Measurement Uncertainty

The measurement uncertainties shown below were calculated in accordance with the requirements of ANSI 63.26-2015. All the measurement uncertainty value were shown with a coverage K=2 to indicate 95% level of confidence. The measurement data show herein meets or exceeds the CISPR measurement uncertainty values specified in CISPR 16-4-2 and can be compared directly to specified limit to determine compliance.

**Uncertainty of Conducted Measurement (BT/WIFI2.4G/5G)**

| Test Item | Uncertainty |
|---|---|
| Conducted Spurious Emission & Bandedge | ±2.22 dB |
| Occupied Channel Bandwidth | ±0.1% |
| Conducted Power | ±0.50 dB |
| Conducted Power Spectral Density | ±0.90 dB |
| Frequency | ±0.04 ppm |

**Uncertainty of Conducted Measurement(WIFI 6G)**

| Test Item | Uncertainty |
|---|---|
| Conducted Spurious Emission & Bandedge | ±2.22 dB |
| Occupied Channel Bandwidth | ±0.1% |
| Conducted Power | ±0.50 dB |
| Conducted Power Spectral Density | ±0.90 dB |
| Frequency | 0.04ppm |
| Conducted Generated signal Levels | ±0.56 dB |
| Conducted Time | 0.54% |

**Uncertainty of Conducted Measurement(NFC)**

| Test Item | Uncertainty |
|---|---|
| Occupied Channel Bandwidth | ±0.1% |
| Frequency | 0.04ppm |

**Uncertainty of Conducted Measurement (DFS)**

| Test Item | Uncertainty |
|---|---|
| Conducted Generated signal Levels | ±0.56 dB |
| Conducted Time | 0.38% |

**Uncertainty of Conducted Measurement (WWAN)**

| Test Item | Uncertainty |
|---|---|
| Conducted Spurious Emission & Bandedge | ±2.22 dB |
| Occupied Channel Bandwidth | ±0.1% |
| Conducted Power | ±0.50 dB |
| Peak to Average Ratio | ±0.46 dB |
| Frequency Stability | ±0.04 ppm |

**Uncertainty of AC Conducted Emission Measurement (0.15 MHz ~ 30 MHz)**

| | |
|---|---|
| Measuring Uncertainty for a Level of Confidence of 95% (U = 2Uc(y)) | 2.84 dB |

**03CH06-KS(BT/WIF):**

**Uncertainty of Radiated Emission Measurement (9 KHz ~ 30 MHz)**

| | |
|---|---|
| Measuring Uncertainty for a Level of Confidence of 95% (U = 2Uc(y)) | 3.30dB |

**Uncertainty of Radiated Emission Measurement (30 MHz ~ 1000 MHz)**

| | |
|---|---|
| Measuring Uncertainty for a Level of Confidence of 95% (U = 2Uc(y)) | 6.08dB |

**Uncertainty of Radiated Emission Measurement (1 GHz ~ 18 GHz)**

| | |
|---|---|
| Measuring Uncertainty for a Level of Confidence of 95% (U = 2Uc(y)) | 5.18dB |

**Uncertainty of Radiated Emission Measurement (18 GHz ~ 40 GHz)**

| | |
|---|---|
| Measuring Uncertainty for a Level of Confidence of 95% (U = 2Uc(y)) | 5.22dB |

**03CH02-KS(NFC):**

**Uncertainty of Radiated Emission Measurement (9 KHz ~ 30 MHz)**

| | |
|---|---|
| Measuring Uncertainty for a Level of Confidence of 95% (U = 2Uc(y)) | 3.30dB |

**Uncertainty of Radiated Emission Measurement (30 MHz ~ 1000 MHz)**

| | |
|---|---|
| Measuring Uncertainty for a Level of Confidence of 95% (U = 2Uc(y)) | 6.04dB |

**03CH04-KS(WWAN):**

**Uncertainty of Radiated Emission Measurement (30 MHz ~ 1000 MHz)**

| | |
|---|---|
| Measuring Uncertainty for a Level of Confidence of 95% (U = 2Uc(y)) | 2.83 dB |

**Uncertainty of Radiated Emission Measurement (1 GHz ~ 18 GHz)**

| | |
|---|---|
| Measuring Uncertainty for a Level of Confidence of 95% (U = 2Uc(y)) | 2.83 dB |

**Uncertainty of Radiated Emission Measurement (18 GHz ~ 40 GHz)**

| | |
|---|---|
| Measuring Uncertainty for a Level of Confidence of 95% (U = 2Uc(y)) | 2.82 dB |

**---------- THE END ----------**

# Appendix B. Reference Report

# FCC RF Test Report

| | | |
|---|---|---|
| FCC ID | : | UZ7EM45A2 |
| EQUIPMENT | : | Enterprise Mobile |
| BRAND NAME | : | Zebra |
| MODEL NAME | : | EM45A2 |
| APPLICANT | : | Zebra Technologies Corporation<br>3 Overlook Point, Lincolnshire, IL 60069 USA |
| MANUFACTURER | : | Zebra Technologies Corporation<br>3 Overlook Point, Lincolnshire, IL 60069 USA |
| STANDARD | : | FCC Part 15 Subpart E §15.407 |
| CLASSIFICATION | : | 15E 6 GHz Low Power Dual Client (6CD) |
| TEST DATE(S) | : | Jun. 16, 2024 ~ Aug. 22, 2024 |

**We, Sporton International Inc. (Kunshan), would like to declare that the tested sample has been evaluated in accordance with the test procedures and has been in compliance with the applicable technical standards.**

**The test results in this report apply exclusively to the tested model / sample. Without written approval of Sporton International Inc. (Kunshan), the test report shall not be reproduced except in full.**

Jason Jia

**Approved by: Jason Jia**

ACCREDITED
Cert #5145.02

***Sporton International Inc. (Kunshan)***
***No. 1098, Pengxi North Road, Kunshan Economic Development Zone Jiangsu Province 215300 People's Republic of China***

# Table of Contents


**1 General Description ..... 5**
- 1.1 Product Feature of Equipment Under Test ..... 5
- 1.2 Product Specification of Equipment Under Test ..... 6
- 1.3 Modification of EUT ..... 7
- 1.4 Testing Location ..... 7
- 1.5 Test Software ..... 7
- 1.6 Applicable Standards ..... 8

**2 Test Configuration of Equipment Under Test ..... 9**
- 2.1 Carrier Frequency and Channel ..... 9
- 2.2 Test Mode ..... 11
- 2.3 Connection Diagram of Test System ..... 12
- 2.4 Support Unit used in test configuration and system ..... 13
- 2.5 EUT Operation Test Setup ..... 13
- 2.6 Measurement Results Explanation Example ..... 13

**3 Test Result ..... 14**
- 3.1 26dB & 99% Occupied Bandwidth Measurement ..... 14
- 3.2 Maximum conducted Output Power and Fundamental Maximum EIRP Measurement ..... 15
- 3.3 Fundamental Power Spectral Density Measurement ..... 16
- 3.4 In-Band Emissions (Channel Mask) ..... 18
- 3.5 Unwanted Emissions Measurement ..... 20
- 3.6 AC Conducted Emission Measurement ..... 24
- 3.7 Antenna Requirements ..... 26

**4 List of Measuring Equipment ..... 28**

**5 Uncertainty of Evaluation ..... 29**

**Appendix A. Conducted Test Results**

**Appendix B. AC Conducted Emission Test Result**

**Appendix C. Radiated Spurious Emission**

**Appendix D. Duty Cycle Plots**

**Appendix E. Setup Photographs**

# History of this test report

| Report No. | Version | Description | Issued Date |
|---|---|---|---|
| FR460505G | 01 | Initial issue of report | Sep. 05, 2024 |
| | | | |
| | | | |
| | | | |
| | | | |
| | | | |
| | | | |
| | | | |
| | | | |
| | | | |
| | | | |
| | | | |
| | | | |
| | | | |
| | | | |

# Summary of Test Result

| Report Clause | Ref Std. Clause | Test Items | Result (PASS/FAIL) | Remark |
|---|---|---|---|---|
| 3.1 | 15.403(i)<br>15.407(a)(10) | 26dB Emission Bandwidth | Pass | - |
| 3.1 | 2.1049 | 99% Occupied Bandwidth | Reporting only | - |
| 3.2 | 15.407(a)(7) | Maximum Conducted Output Power | Reporting only | - |
| 3.2 | 15.407(a)(7) | Fundamental Maximum EIRP | Pass | - |
| 3.3 | 15.407(a)(7) | Fundamental Power Spectral Density | Pass | - |
| 3.4 | 15.407(b)(6) | In-Band Emissions (Channel Mask) | Pass | - |
| - | 15.407(d)(6) | Contention Based Protocol | Pass | 1 |
| 3.5 | 15.407(b) | Unwanted Emissions | Pass | Under limit 19.53 dB at 5922.44 MHz |
| 3.6 | 15.207 | AC Conducted Emission | Pass | Under limit 11.52 dB at 2.371 MHz |
| 3.7 | 15.203<br>15.407(a) | Antenna Requirement | Pass | - |

**Remark 1**: The device is dual client, the standard power client and low power client share the same RF Path, the Contention Based Protocol have been demonstrated compliance in the Indoor low power test report which is issued separately (Report No. FR460505H).

| **Declaration of Conformity:** |
|---|
| The test results with all measurement uncertainty excluded are presented in accordance with the regulation limits or requirements declared by manufacturers. |
| **Comments and Explanations:** |
| The declared of product specification for EUT presented in the report are provided by the manufacturer, and the manufacturer takes all the responsibilities for the accuracy of product specification. |

# 1 General Description

## 1.1 Product Feature of Equipment Under Test

| Product Feature | |
|---|---|
| **Equipment** | Enterprise Mobile |
| **Brand Name** | Zebra |
| **Model Name** | EM45A2 |
| **FCC ID** | UZ7EM45A2 |
| **SN/IMEI Code** | Conducted: 24128000613410<br>Conduction: 352991990029245/352991990029427<br>Radiation: 352991990055026 |
| **HW Version** | EV2.5 |
| **SW Version** | 13-32-08.00-TG-U06-STD-ATH-04 |
| **MFD** | 08AUG24 |
| **EUT Stage** | Identical Prototype |

**Remark:** The above EUT's information was declared by manufacturer. Please refer to the specifications or user's manual for more detailed description.

| Specification of Accessory | | | | |
|---|---|---|---|---|
| **Battery** | **Brand Name** | Zebra | **Model** | BT-000501 |
| | | | **Part Number** | BT-000501-2000 |

| Supported Unit used in test configuration and system | | | | |
|---|---|---|---|---|
| **AC Adapter 1 (Type C Wall Charger 1)** | **Brand Name** | Zebra | **Model** | SAWA-102-22520A |
| | | | **Part Number** | PWR-WUA5V45W1US |
| **AC Adapter 2 (Type A Wall Charger 2)** | **Brand Name** | Zebra | **Model** | SAWA-65-20005A |
| | | | **Part Number** | PWR-WUA5V12W0US |
| **Earphone 1 (Wired headset USB-C)** | **Brand Name** | Zebra | **Part Number** | HDST-USBC-PTT1-01 |
| **Earphone 2 (Rugged Bluetooth Headset)** | **Brand Name** | Zebra | **Part Number** | HS3100-OTH |
| **Earphone 3 (3.5mm PTT Headset)** | **Brand Name** | Zebra | **Part Number** | HDST-35MM-PTT1-02 |
| **Earphone 4 (Rugged Headset)** | **Brand Name** | Zebra | **Part Number** | HS2100-OTH |
| **3.5mm to 3.5mm audio connector** | **Brand Name** | Zebra | **Part Number** | CBL-HS2100-3MS1-01 |
| **Type C-Audio Cable (Type C to 3.5mm)** | **Brand Name** | Zebra | **Part Number** | ADP-USBC-35MM1-01 |
| **USB Cable 1 (USB-C to C Cable)** | **Brand Name** | Zebra | **Part Number** | CBL-EC5X-USBC3A-01 |
| **USB Cable 2 (USB-A to C Cable)** | **Brand Name** | Zebra | **Part Number** | CBL-TC5X-USBC2A-01 |
| **EM45 Protective Case** | **Brand Name** | Zebra | **Part Number** | SG-EM45EXO1-01 |

## 1.2 Product Specification of Equipment Under Test

<table>
<tr><th colspan="2">Standards-related Product Specification</th></tr>
<tr><td>Tx/Rx Frequency Range</td><td>U-NII-5: 5925 MHz ~ 6425 MHz<br>U-NII-7: 6525 MHz ~ 6875 MHz</td></tr>
<tr><td>Maximum EIRP</td><td><MIMO Ant.8+10><br><U-NII-5><br>802.11a : 17.37 dBm / 0.0546 W<br>802.11ax HE20 : 17.30 dBm / 0.0537 W<br>802.11ax HE40 : 17.25 dBm / 0.0531 W<br>802.11ax HE80 : 17.20 dBm / 0.0525 W<br>802.11ax HE160 : 17.30 dBm / 0.0537 W<br><U-NII-7><br>802.11a : 17.71 dBm / 0.0590 W<br>802.11ax HE20 : 17.63 dBm / 0.0579 W<br>802.11ax HE40 : 17.54 dBm / 0.0568 W<br>802.11ax HE80 : 17.45 dBm / 0.0556 W<br>802.11ax HE160 : 17.44 dBm / 0.0555 W</td></tr>
<tr><td>99% Occupied Bandwidth</td><td><U-NII-5><br>802.11a : 16.743 MHz<br>802.11ax HE20 : 19.067 MHz<br>802.11ax HE40 : 37.943 MHz<br>802.11ax HE80 : 77.562 MHz<br>802.11ax HE160 : 157.105 MHz<br><U-NII-7><br>802.11a : 16.724 MHz<br>802.11ax HE20 : 19.048 MHz<br>802.11ax HE40 : 37.981 MHz<br>802.11ax HE80 : 77.486 MHz<br>802.11ax HE160 : 157.105 MHz</td></tr>
<tr><td>Antenna Type / Gain</td><td><5925 MHz ~ 6425 MHz ><br><Ant. 8>: Monopole Antenna with gain 0.35 dBi<br><Ant. 10>: Monopole Antenna with gain -0.85 dBi<br><6525 MHz ~ 6875 MHz ><br><Ant. 8>: Monopole Antenna with gain 1.02 dBi<br><Ant. 10>: Monopole Antenna with gain 0.16 dBi</td></tr>
<tr><td>Type of Modulation</td><td>802.11a : OFDM (BPSK / QPSK / 16QAM / 64QAM)<br>802.11ax : OFDM (BPSK / QPSK / 16QAM / 64QAM / 256QAM / 1024QAM)</td></tr>
<tr><td>Antenna Function Description</td><td><table>
<tr><td></td><td>Ant. 8</td><td>Ant. 10</td></tr>
<tr><td>802.11 a/ax SISO</td><td>V</td><td>V</td></tr>
<tr><td>802.11 a/ax CDD</td><td colspan="2">V</td></tr>
<tr><td>802.11 ax SDM</td><td colspan="2">V</td></tr>
</table></td></tr>
</table>

**Remark:**

1. 802.11ax support full RU tone and partial RU tone(26/52/242/484/996-tone), both full RU and partial RU-left (for low CH) and partial RU-right (for high CH) are tested for conducted power/PSD/Channel Mask in appendix A, all the other test case were performed with full RU with its maximum power/PSD.
2. The EUT does not support 802.11ax channel puncturing mode.

3. The device does not support UNII-5 CH 2.
4. WIFI MIMO support CDD mode for 802.11a, and support CDD & SDM mode for 802.11ax.
5. For WLAN SISO & MIMO(CDD) mode of 802.11a, the whole testing has assessed CDD mode by referring to the higher normal conducted power.
6. For WLAN SISO & MIMO(CDD) & MIMO(SDM) mode of 802.11ax, the whole testing has assessed CDD mode by referring to the higher output power.
7. The device supports 1S2T (CDD) and 2S2T (SDM) mode; 1S2T: Nss=1, MIMO 2Tx; 2S2T: Nss=2, MIMO 2Tx.

## 1.3 Modification of EUT

No modifications are made to the EUT during all test items.

## 1.4 Testing Location

Sporton International Inc. (Kunshan) is accredited to ISO/IEC 17025:2017 by American Association for Laboratory Accreditation with Certificate Number 5145.02.

| | | | |
|---|---|---|---|
| **Test Firm** | Sporton International Inc. (Kunshan) | | |
| **Test Site Location** | No. 1098, Pengxi North Road, Kunshan Economic Development Zone<br>Jiangsu Province 215300 People's Republic of China<br>TEL : +86-512-57900158 | | |
| **Test Site No.** | **Sporton Site No.** | **FCC Designation No.** | **FCC Test Firm Registration No.** |
| | CO01-KS<br>03CH06-KS<br>TH01-KS | CN1257 | 314309 |

## 1.5 Test Software

| Item | Site | Manufacture | Name | Version |
|---|---|---|---|---|
| 1. | TH01-KS | Tonscend | JS1120-3 test system China_210602 | 3.3.10 |
| 2. | 03CH06-KS | AUDIX | E3 | 210616 |
| 3. | CO01-KS | AUDIX | E3 | 6.2009-8-24 |

## 1.6 Applicable Standards

According to the specifications of the manufacturer, the EUT must comply with the requirements of the following standards:

- FCC Part 15 Subpart E
- FCC KDB 789033 D02 General UNII Test Procedures New Rules v02r01.
- FCC KDB 987594 D02 U-NII 6 GHz EMC Measurement v01r01
- FCC KDB 414788 D01 Radiated Test Site v01r01.
- FCC KDB 662911 D01 Multiple Transmitter Output v02r01.
- ANSI C63.10-2013

**Remark:**

1. All test items were verified and recorded according to the standards and without any deviation during the test.
2. This EUT has also been tested and complied with the requirements of FCC Part 15, Subpart B, recorded in a separate test report.

# 2 Test Configuration of Equipment Under Test

a. The EUT has been associated with peripherals and configuration operated in a manner tended to maximize its emission characteristics in a typical application. Frequency range investigated: conduction emission (150 kHz to 30 MHz), radiation emission (9 kHz to the 10th harmonic of the highest fundamental frequency or to 40 GHz, whichever is lower). For radiated measurement, pre-scanned in three orthogonal panels, X, Y, Z. The worst cases (X plane) were recorded in this report.

b. AC power line Conducted Emission was tested under maximum output power.

## 2.1 Carrier Frequency and Channel

**<U-NII-5>**

| | | | | | | | | | |
|---|---|---|---|---|---|---|---|---|---|
| **BW 20M** | **Channel** | 1 | 5 | 9 | 13 | 17 | 21 | 25 | 29 |
| | **Freq. (MHz)** | 5955 | 5975 | 5995 | 6015 | 6035 | 6055 | 6075 | 6095 |
| **BW 40M** | **Channel** | 3 | | 11 | | 19 | | 27 | |
| | **Freq. (MHz)** | 5965 | | 6005 | | 6045 | | 6085 | |
| **BW 80M** | **Channel** | 7 | | | | 23 | | | |
| | **Freq. (MHz)** | 5985 | | | | 6065 | | | |
| **BW 160M** | **Channel** | 15 | | | | | | | |
| | **Freq. (MHz)** | 6025 | | | | | | | |

| | | | | | | | | | |
|---|---|---|---|---|---|---|---|---|---|
| **BW 20M** | **Channel** | 33 | 37 | 41 | 45 | 49 | 53 | 57 | 61 |
| | **Freq. (MHz)** | 6115 | 6135 | 6155 | 6175 | 6195 | 6215 | 6235 | 6255 |
| **BW 40M** | **Channel** | 35 | | 43 | | 51 | | 59 | |
| | **Freq. (MHz)** | 6125 | | 6165 | | 6205 | | 6245 | |
| **BW 80M** | **Channel** | 39 | | | | 55 | | | |
| | **Freq. (MHz)** | 6145 | | | | 6225 | | | |
| **BW 160M** | **Channel** | 47 | | | | | | | |
| | **Freq. (MHz)** | 6185 | | | | | | | |

| | | | | | | | | | |
|---|---|---|---|---|---|---|---|---|---|
| **BW 20M** | **Channel** | 65 | 69 | 73 | 77 | 81 | 85 | 89 | 93 |
| | **Freq. (MHz)** | 6275 | 6295 | 6315 | 6335 | 6355 | 6375 | 6395 | 6415 |
| **BW 40M** | **Channel** | 67 | | 75 | | 83 | | 91 | |
| | **Freq. (MHz)** | 6285 | | 6325 | | 6365 | | 6405 | |
| **BW 80M** | **Channel** | 71 | | | | 87 | | | |
| | **Freq. (MHz)** | 6305 | | | | 6385 | | | |
| **BW 160M** | **Channel** | 79 | | | | | | | |
| | **Freq. (MHz)** | 6345 | | | | | | | |

**<U-NII-7>**

| | | | | | | | | | |
|---|---|---|---|---|---|---|---|---|---|
| **BW 20M** | **Channel** | - | - | - | - | - | 117 | 121 | 125 |
| | **Freq. (MHz)** | - | - | - | - | - | 6535 | 6555 | 6575 |
| **BW 40M** | **Channel** | - | | - | | - | | 123 | |
| | **Freq. (MHz)** | - | | - | | - | | 6565 | |

| | | | | | | | | | |
|---|---|---|---|---|---|---|---|---|---|
| **BW 20M** | **Channel** | 129 | 133 | 137 | 141 | 145 | 149 | 153 | 157 |
| | **Freq. (MHz)** | 6595 | 6615 | 6635 | 6655 | 6675 | 6695 | 6715 | 6735 |
| **BW 40M** | **Channel** | 131 | | 139 | | 147 | | 155 | |
| | **Freq. (MHz)** | 6605 | | 6645 | | 6685 | | 6725 | |
| **BW 80M** | **Channel** | 135 | | | | 151 | | | |
| | **Freq. (MHz)** | 6625 | | | | 6705 | | | |
| **BW 160M** | **Channel** | 143 | | | | | | | |
| | **Freq. (MHz)** | 6665 | | | | | | | |

| | | | | | | | | | |
|---|---|---|---|---|---|---|---|---|---|
| **BW 20M** | **Channel** | 161 | 165 | 169 | 173 | 177 | 181 | - | - |
| | **Freq. (MHz)** | 6755 | 6775 | 6795 | 6815 | 6835 | 6855 | - | - |
| **BW 40M** | **Channel** | 163 | | 171 | | 179 | | - | |
| | **Freq. (MHz)** | 6765 | | 6805 | | 6845 | | - | |
| **BW 80M** | **Channel** | 167 | | | | - | | | |
| | **Freq. (MHz)** | 6785 | | | | - | | | |

## 2.2 Test Mode

**Radiated Spurious Emission Test Modes**

For Radiated Test Cases, The tests were performed with Adapter. All radiated test mode refer to Appendix C of this report.

| Test Cases | |
|---|---|
| **AC Conducted Emission** | Mode 1 : WLAN 6G Link + BT LInk + USB Cable1(Charging from AC Adapter 1) + Battery |

| Ch. # | | 5925-6425 MHz UNII-5 | 6525-6875 MHz UNII-7 | 5925-6425 MHz UNII-5 | 6525-6875 MHz UNII-7 |
|---|---|---|---|---|---|
| | | 802.11a/ax HE20 | 802.11a/ax HE20 | 802.11ax HE40 | 802.11ax HE40 |
| L | Low | 001 | 117 | 003 | 123 |
| M | Middle | 049 | 149 | 051 | 147 |
| H | High | 093 | 181 | 091 | 179 |

| Ch. # | | 5925-6425 MHz UNII-5 | 6525-6875 MHz UNII-7 | 5925-6425 MHz UNII-5 | 6525-6875 MHz UNII-7 |
|---|---|---|---|---|---|
| | | 802.11ax HE80 | 802.11ax HE80 | 802.11ax HE160 | 802.11ax HE160 |
| L | Low | 007 | 135 | 015 | 143 |
| M | Middle | 055 | 151 | 047 | - |
| H | High | 087 | 167 | 079 | - |

**Remark:** For radiation spurious emission, the final modulation and the worst data rate was reference the max RF conducted power.

## 2.3 Connection Diagram of Test System

For Conducted Emission:

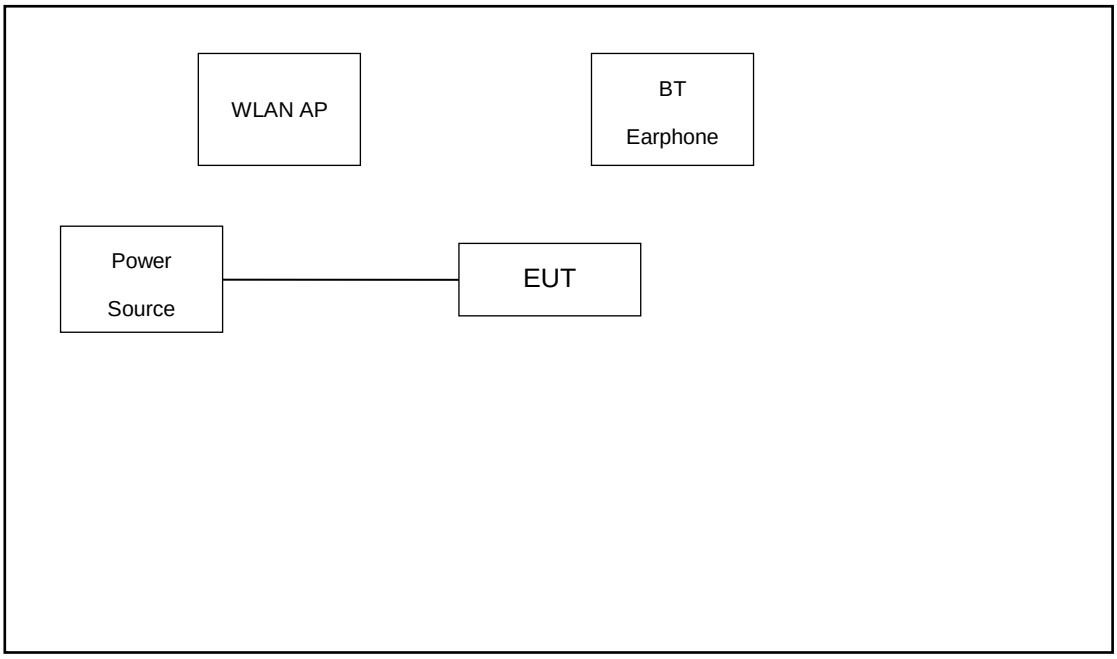


For Radiated Emission:

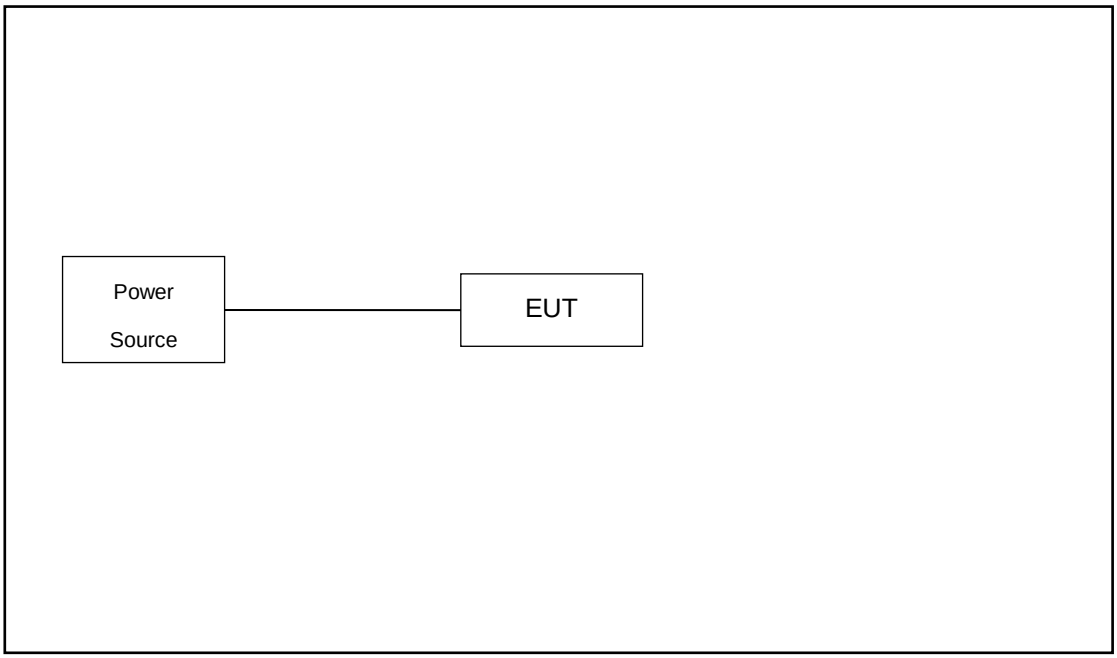

## 2.4 Support Unit used in test configuration and system

| Item | Equipment | Brand Name | Model Name | FCC ID | Data Cable | Power Cord |
|---|---|---|---|---|---|---|
| 1. | WLAN AP | D-link | DIR-655 | KA21R655B1 | N/A | Unshielded, 1.8m |
| 2. | SD Card | Kingston | 8GB | N/A | N/A | N/A |

## 2.5 EUT Operation Test Setup

For WLAN RF test items, an engineering test program (QRCT TX Tool) was provided and enabled to make EUT continuously transmit.

For AC power line conducted emissions, the EUT was set to connect with the WLAN AP under large package sizes transmission.

## 2.6 Measurement Results Explanation Example

**For all conducted test items:**

The offset level is set in the spectrum analyzer to compensate the RF cable loss and attenuator factor between EUT conducted output port and spectrum analyzer. With the offset compensation, the spectrum analyzer reading level is exactly the EUT RF output level.

Example :

The spectrum analyzer offset is derived from RF cable loss and attenuator factor.

*Offset = RF cable loss + attenuator factor.*

Following shows an offset computation example with cable loss 5.07 dB and 20dB attenuator.

*Offset(dB) = RF cable loss(dB) + attenuator factor(dB).*

= 5.07 + 20 = 25.07(dB)

# 3 Test Result

## 3.1 26dB & 99% Occupied Bandwidth Measurement

### 3.1.1 Limit of 26dB & 99% Occupied Bandwidth

**<FCC 14-30 CFR 15.407>**

(a)(10) The maximum transmitter channel bandwidth for U-NII devices in the 5.925-7.125 GHz band is 320 megahertz.

### 3.1.2 Measuring Instruments

See list of measuring equipment of this test report.

### 3.1.3 Test Procedures

1. The testing follows FCC KDB 789033 D02 General UNII Test Procedures New Rules v02r01. Section C) Emission bandwidth
2. Set RBW = approximately 1% of the emission bandwidth.
3. Set the VBW > RBW.
4. Detector = Peak.
5. Trace mode = max hold
6. Measure the maximum width of the emission that is 26 dB down from the peak of the emission. Compare this with the RBW setting of the analyzer. Readjust RBW and repeat measurement as needed until the RBW/EBW ratio is approximately 1%.
7. For 99% Bandwidth Measurement, the spectrum analyzer's resolution bandwidth (RBW) is set 1-5% of the emission bandwidth and set the Video bandwidth (VBW) ≥ 3 * RBW.
8. Measure and record the results in the test report.

### 3.1.4 Test Setup

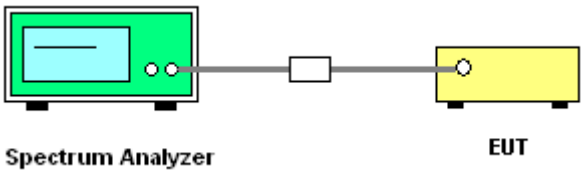


### 3.1.5 Test Result of 26dB & 99% Occupied Bandwidth

Please refer to Appendix A.

## 3.2 Maximum conducted Output Power and Fundamental Maximum EIRP Measurement

### 3.2.1 Limit of Fundamental Maximum EIRP

**<FCC 14-30 CFR 15.407>**

(a)(7) For client devices, except for fixed client devices as defined in this subpart, operating under the control of a standard power access point in 5.925-6.425 GHz and 6.525-6.875 GHz bands, the maximum e.i.r.p. over the frequency band of operation must not exceed 30 dBm and the device must limit its power to no more than 6 dB below its associated standard power access point's authorized transmit power.

### 3.2.2 Measuring Instruments

See list of measuring equipment of this test report.

### 3.2.3 Test Procedures

The testing follows Method PM of FCC KDB 789033 D02 General UNII Test Procedures New Rules v02r01.

Method PM (Measurement using an RF average power meter):

1. Measurement is performed using a wideband RF power meter.
2. The EUT is configured to transmit continuously with a consistent duty cycle at its maximum power control level.
3. Measure the average power of the transmitter, and the average power is corrected with duty factor, 10 log(1/x), where x is the duty cycle.
4. For MIMO mode, the measure-and-sum technique should be used for measuring the in-band transmit power of a device.

### 3.2.4 Test Setup

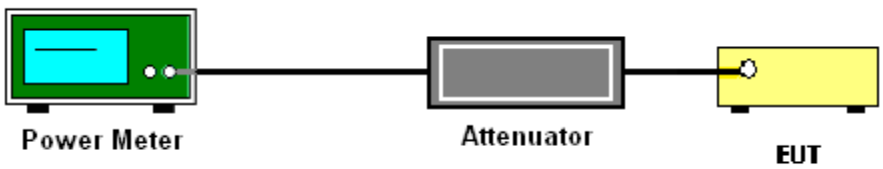


### 3.2.5 Test Result of Fundamental Maximum EIRP

Please refer to Appendix A.

## 3.3 Fundamental Power Spectral Density Measurement

### 3.3.1 Limit of Fundamental Power Spectral Density

**<FCC 14-30 CFR 15.407>**

(a)(7) For client devices, except for fixed client devices as defined in this subpart, operating under the control of a standard power access point in 5.925-6.425 GHz and 6.525-6.875 GHz bands, the maximum power spectral density must not exceed 17 dBm e.i.r.p. in any 1-megahertz band.

### 3.3.2 Measuring Instruments

See list of measuring equipment of this test report.

### 3.3.3 Test Procedures

The testing follows FCC KDB 789033 D02 General UNII Test Procedures New Rules v02r01.
Section F) Maximum power spectral density.

**# Method SA-2 #**

(trace averaging across on and off times of the EUT transmissions, followed by duty cycle correction).

- Measure the duty cycle.
- Set span to encompass the entire emission bandwidth (EBW) of the signal.
- Set RBW = 1 MHz.
- Set VBW ≥ 3 MHz.
- Number of points in sweep ≥ 2 Span / RBW.
- Sweep time = auto.
- Detector = RMS
- Trace average at least 100 traces in power averaging mode.
- Add 10 log(1/x), where x is the duty cycle, to the measured power in order to compute the average power during the actual transmission times. For example, add 10 log(1/0.25) = 6 dB if the duty cycle is 25 percent.

1. The RF output of EUT was connected to the spectrum analyzer by a low loss cable.
2. Each plot has already offset with cable loss, attenuator loss and duty factor. Measure the PPSD and record it.
3. For MIMO mode, calculation method follows FCC KDB 662911 D01 Multiple Transmitter Output v02r01.

   Method (b): Measure and sum spectral maxima across the outputs.

   The measurement on each individual output were performed with the same span and number on each individual output. The maximum value (peak) of each spectrum is determined. These maximum values are then summed mathematically in linear power units across the outputs.

### 3.3.4 Test Setup

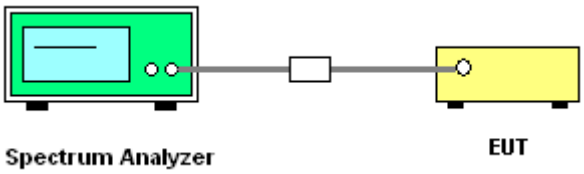


### 3.3.5 Test Result of Power Spectral Density

Please refer to Appendix A.

## 3.4 In-Band Emissions (Channel Mask)

### 3.4.1 Limit of Unwanted Emissions

**<FCC 14-30 CFR 15.407>**

(b)(6) For transmitters operating within the 5.925-7.125 GHz bands: Power spectral density must be suppressed by 20 dB at 1 MHz outside of channel edge, by 28 dB at one channel bandwidth from the channel center, and by 40 dB at one- and one-half times the channel bandwidth away from channel center. At frequencies between one megahertz outside an unlicensed device's channel edge and one channel bandwidth from the center of the channel, the limits must be linearly interpolated between 20 dB and 28 dB suppression, and at frequencies between one and one- and one-half times an unlicensed device's channel bandwidth, the limits must be linearly interpolated between 28 dB and 40 dB suppression. Emissions removed from the channel center by more than one- and one-half times the channel bandwidth must be suppressed by at least 40 dB.

### 3.4.2 Measuring Instruments

See list of measuring equipment of this test report.

### 3.4.3 Test Procedures

The testing follows FCC KDB 987594 D02 U-NII 6GHz EMC Measurement v01r01.

Section J) In-Band Emissions.

1. Take nominal bandwidth as reference channel bandwidth provided that 26 dB emission bandwidth is always larger than nominal bandwidth
2. Measure the power spectral density (which will be used for emissions mask reference) using the following procedure:

   a) Set the span to encompass the entire 26 dB EBW of the signal.

   b) Set RBW = same RBW used for 26 dB EBW measurement.

   c) Set VBW ≥ 3 X RBW

   d) Number of points in sweep ≥ [2 X span / RBW].

   e) Sweep time = auto.

   f) Detector = RMS (i.e., power averaging)

   g) Trace average at least 100 traces in power averaging (rms) mode.

   h) Use the peak search function on the instrument to find the peak of the spectrum.
3. Using the measuring equipment limit line function, develop the emissions mask based on the following requirements. The emissions power spectral density must be reduced below the peak power spectral density (in dB) as follows:

   a. Suppressed by 20 dB at 1 MHz outside of the channel edge.

   b. Suppressed by 28 dB at one channel bandwidth from the channel center.

c. Suppressed by 40 dB at one- and one-half times the channel bandwidth from the channel center.

4. Adjust the span to encompass the entire mask as necessary.
5. Clear trace.
6. Trace average at least 100 traces in power averaging (rms) mode.
7. Adjust the reference level as necessary so that the crest of the channel touches the top of the emission mask.

### 3.4.4 Test Setup

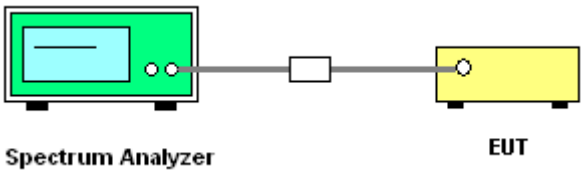


### 3.4.5 Test Result

Please refer to Appendix A.

## 3.5 Unwanted Emissions Measurement

This section is to measure unwanted emissions through radiated measurement for band edge spurious emissions and out of band emissions measurement.

### 3.5.1 Limit of Unwanted Emissions

(1) For transmitters operating within the 5.925-7.125 GHz band: Any emissions outside of the 5.925-7.125 GHz band must not exceed an e.i.r.p. of −27 dBm/MHz.

| EIRP (dBm) | Field Strength at 3m (dBµV/m) |
|---|---|
| - 27 (RMS) | 68.3 |
| - 7 (Peak) | 88.3 |

According 987594 D02 U-NII 6GHz EMC Measurement v01r01 section G:
Unwanted emissions outside of restricted bands are measured with a RMS detector.
In addition, 15.35(b) applies where the peak emissions must be limited to no more than 20 dB above the average limit

(2) Unwanted spurious emissions fallen in restricted bands shall comply with the general field strength limits as below table:

| Frequency (MHz) | Field Strength (microvolts/meter) | Measurement Distance (meters) |
|---|---|---|
| 0.009 – 0.490 | 2400/F(kHz) | 300 |
| 0.490 – 1.705 | 24000/F(kHz) | 30 |
| 1.705 – 30.0 | 30 | 30 |
| 30 – 88 | 100 | 3 |
| 88 – 216 | 150 | 3 |
| 216 - 960 | 200 | 3 |
| Above 960 | 500 | 3 |

**Note:** The following formula is used to convert the EIRP to field strength.

$$E=\frac{1000000\sqrt{30P}}{3}$$ µV/m, where P is the eirp (Watts)

### 3.5.2 Measuring Instruments

See list of measuring equipment of this test report.

### 3.5.3 Test Procedures

1. The testing follows FCC KDB 789033 D02 General UNII Test Procedures New Rules v02r01. Section G) Unwanted emissions measurement.

   (1) Procedure for Unwanted Emissions Measurements Below 1000MHz

   - RBW = 120 kHz
   - VBW = 300 kHz
   - Detector = Peak
   - Trace mode = max hold

   (2) Procedure for Peak Unwanted Emissions Measurements Above 1000 MHz

   - RBW = 1 MHz
   - VBW ≥ 3 MHz
   - Detector = Peak
   - Sweep time = auto
   - Trace mode = max hold

   (3) Procedures for Average Unwanted Emissions Measurements Above 1000MHz

   - RBW = 1 MHz
   - VBW = 10 Hz, when duty cycle is no less than 98 percent.
   - VBW ≥ 1/T, when duty cycle is less than 98 percent where T is the minimum transmission duration over which the transmitter is on and is transmitting at its maximum power control level for the tested mode of operation.

2. The EUT was placed on a turntable with 0.8 meter for frequency below 1GHz and 1.5 meter for frequency above 1GHz respectively above ground.
3. The EUT was set 3 meters from the interference receiving antenna which was mounted on the top of a variable height antenna tower.
4. The antenna is a broadband antenna and its height is adjusted between one meter and four meters above ground to find the maximum value of the field strength for both horizontal polarization and vertical polarization of the antenna.
5. For each suspected emission, the EUT was arranged to its worst case and then adjust the antenna tower (from 1 m to 4 m) and turntable (from 0 degree to 360 degrees) to find the maximum reading.
6. For testing below 1GHz, if the emission level of the EUT in peak mode was 3 dB lower than the limit specified, then peak values of EUT will be reported, otherwise, the emissions will be repeated one by one using the CISPR quasi-peak method and reported.
7. For testing above 1GHz, the emission level of the EUT in peak mode was 20dB lower than average limit (that means the emission level in average mode also complies with the limit in average mode), then peak values of EUT will be reported, otherwise, the emissions will be measured in average mode again and reported.

### 3.5.4 Test Setup

**For radiated emissions below 30MHz**

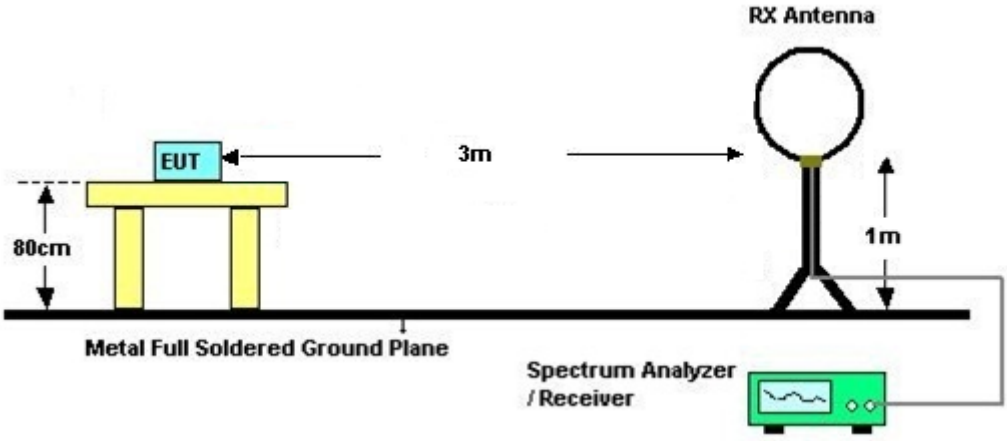


**For radiated emissions from 30MHz to 1GHz**

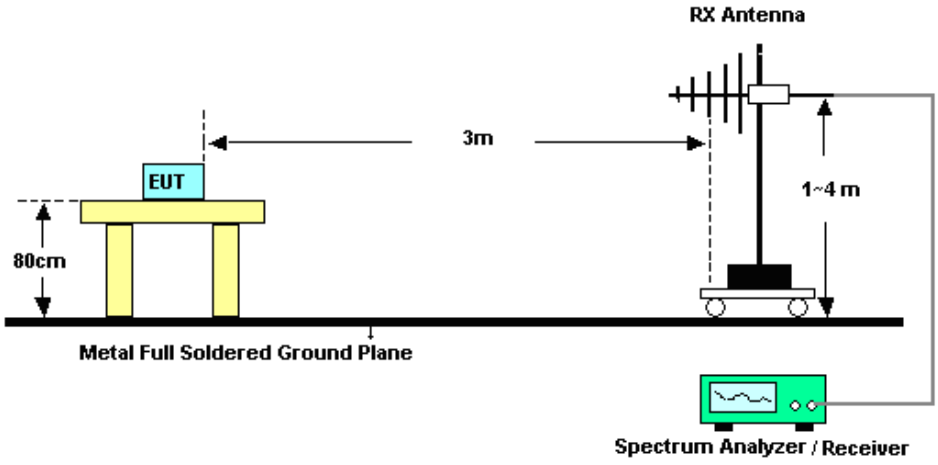


**For radiated emissions above 1GHz**

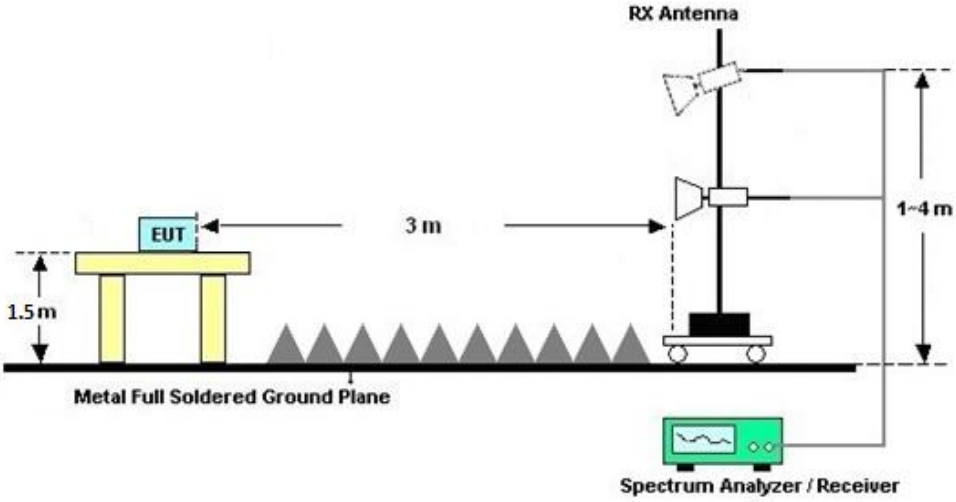

### 3.5.5 Test Results of Radiated Spurious Emissions (9 kHz ~ 30 MHz)

The low frequency, which started from 9 kHz to 30MHz, was pre-scanned and the result which was 20dB lower than the limit line was not reported.

There is adequate comparison measurement of both open-field test site and alternative test site - semi-Anechoic chamber according to 414788 D01 Radiated Test Site v01r01, and the result came out very similar.

### 3.5.6 Test Result of Radiated Spurious at Band Edges

Please refer to Appendix C

### 3.5.7 Duty Cycle

Please refer to Appendix D.

### 3.5.8 Test Result of Radiated Spurious Emissions (30MHz ~ 10th Harmonic)

Please refer to Appendix C.

The emission level above 18GHz is checked that the emission level is noise floor only, so it is not reflected in the report.

## 3.6 AC Conducted Emission Measurement

### 3.6.1 Limit of AC Conducted Emission

For equipment that is designed to be connected to the public utility (AC) power line, the radio frequency voltage that is conducted back onto the AC power line on any frequency or frequencies within the band 150 kHz to 30 MHz shall not exceed the limits in the following table.

| Frequency of emission (MHz) | Conducted limit (dBµV) | |
|---|---|---|
| | Quasi-peak | Average |
| 0.15-0.5 | 66 to 56* | 56 to 46* |
| 0.5-5 | 56 | 46 |
| 5-30 | 60 | 50 |

*Decreases with the logarithm of the frequency.

### 3.6.2 Measuring Instruments

See list of measuring equipment of this test report.

### 3.6.3 Test Procedures

1. The EUT was placed 0.4 meter from the conducting wall of the shielding room was kept at least 80 centimeters from any other grounded conducting surface.
2. Connect EUT to the power mains through a line impedance stabilization network (LISN).
3. All the support units are connecting to the other LISN.
4. The LISN provides 50 ohm coupling impedance for the measuring instrument.
5. The FCC states that a 50 ohm, 50 microhenry LISN should be used.
6. Both sides of AC line were checked for maximum conducted interference.
7. The frequency range from 150 kHz to 30 MHz was searched.
8. Set the test-receiver system to Peak Detect Function and specified bandwidth with Maximum Hold Mode.

### 3.6.4 Test Setup

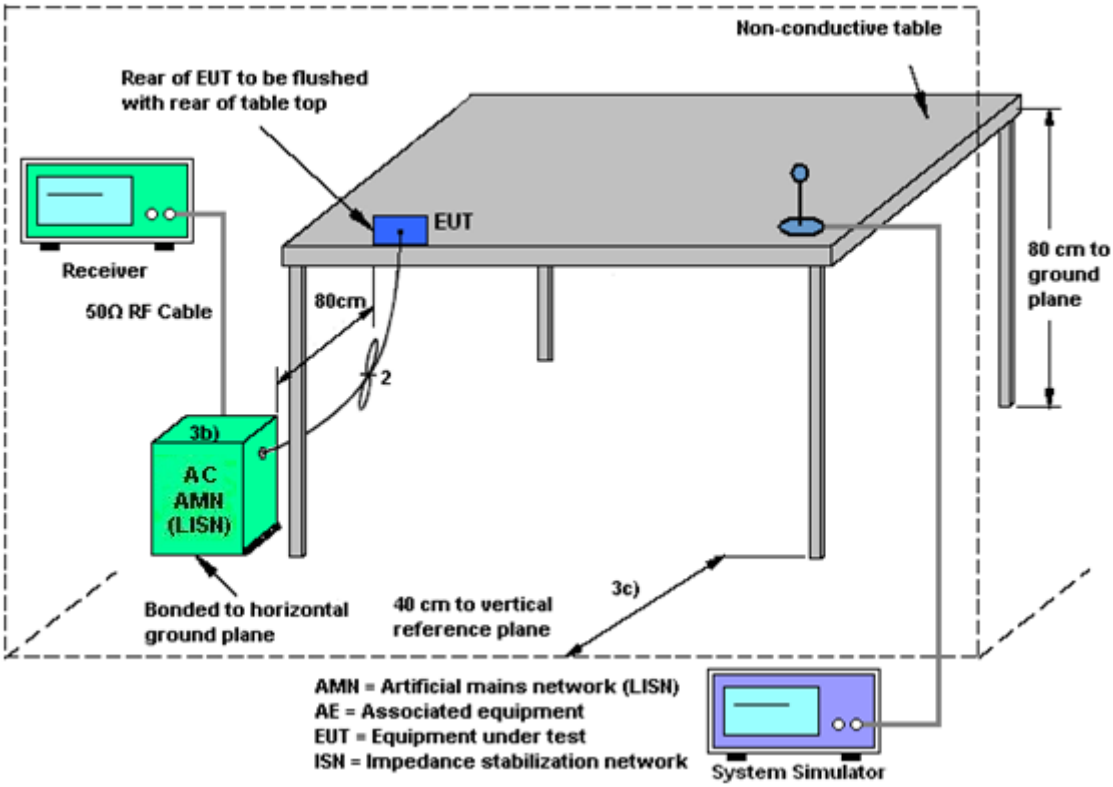


### 3.6.5 Test Result of AC Conducted Emission

Please refer to Appendix B.

## 3.7 Antenna Requirements

### 3.7.1 Standard Applicable

§15.203: An intentional radiator shall be designed to ensure that no antenna other than that furnished by the responsible party shall be used with the device. The use of a permanently attached antenna or of an antenna that uses a unique coupling to the intentional radiator shall be considered sufficient to comply with the provisions of this section.

### 3.7.2 Antenna Anti-Replacement Construction

An embedded-in antenna design is used. The EUT complies with the requirement of 15.203.

### 3.7.3 Antenna Gain

**<CDD Modes >**

FCC KDB 662911 D01 Multiple Transmitter Output v02r01

For 802.11a/ax mode, directional gain is calculated as

For power, the directional gain GANT is set equal to the antenna having the highest gain, i.e.,

Directional gain = $G_{ANT\ MAX}$(Ant.1 Gain, Ant.2 Gain,…) + Array Gain, as following table for Power,

where Array Gain = 0 dB (i.e., no array gain) for NANT ≤ 4;

For PSD, the directional gain calculation is following,

Directional gain = $10 \log[(10^{G1/20} + 10^{G2/20} + \ldots + 10^{Gn/20})^2 / N_{ANT}]$ dBi, as following table for PSD.

$N_{ANT}$ = number of transmit antennas

$N_{SS}$ = number of spatial streams. (The worst case directional gain will occur when NSS = 1)

| <CDD Modes> | | | | |
|---|---|---|---|---|
| | Ant. 8 (dBi) | Ant. 10 (dBi) | DG for Power (dBi) | DG for PSD (dBi) |
| **UNII-5** | 0.35 | -0.85 | 0.35 | 2.78 |
| **UNII-7** | 1.02 | 0.16 | 1.02 | 3.61 |

**<SDM Modes>**

FCC KDB 662911 D01 Multiple Transmitter Output v02r01

For 802.11ax mode, directional gain is calculated as

For power, the directional gain GANT is set equal to the antenna having the highest gain, i.e.,

Directional gain = $G_{ANT\ MAX}$(Ant.1 Gain, Ant.2 Gain,…) + Array Gain, as following table for Power,

where Array Gain = 0 dB (i.e., no array gain) for NANT ≤ 4;

For PSD, the directional gain calculation is following,

Directional gain = 10 log[($10^{G1/10}$ + $10^{G2/10}$ + … + $10^{Gn/10}$)/$N_{ANT}$] dBi, as following table for PSD.

$N_{ANT}$ = number of transmit antennas

| | Ant. 8 (dBi) | Ant. 10 (dBi) | DG for Power (dBi) | DG for PSD (dBi) |
|---|---|---|---|---|
| **U-NII-5** | 0.35 | -0.85 | 0.35 | -0.21 |
| **U-NII-7** | 1.02 | 0.16 | 1.02 | 0.61 |
| | | | | |

# 4 List of Measuring Equipment

| Instrument | Manufacturer | Model No. | Serial No. | Characteristics | Calibration Date | Test Date | Due Date | Remark |
|---|---|---|---|---|---|---|---|---|
| Spectrum Analyzer | R&S | FSV40 | 101040 | 10Hz~40GHz | Oct. 11, 2023 | Aug. 10, 2024~ Aug. 22, 2024 | Oct. 10, 2024 | Conducted (TH01-KS) |
| Pulse Power Senor | Anritsu | MA2411B | 0917070 | 300MHz~40GHz | Jan. 02, 2024 | Aug. 10, 2024~ Aug. 22, 2024 | Jan. 01, 2025 | Conducted (TH01-KS) |
| Power Meter | Anritsu | ML2495A | 1005002 | 50MHz Bandwidth | Jan. 02, 2024 | Aug. 10, 2024~ Aug. 22, 2024 | Jan. 01, 2025 | Conducted (TH01-KS) |
| EMI Test Receiver | Keysight | N9038A | MY56400023 | 3Hz~8.5GHz;Max 30dBm | Jan. 02, 2024 | Aug. 17, 2024 | Jan. 01, 2025 | Radiation (03CH06-KS) |
| EXA Spectrum Analyzer | Keysight | N9010B | MY60242126 | 10Hz-44GHz | Oct. 11, 2023 | Aug. 17, 2024 | Oct. 10, 2024 | Radiation (03CH06-KS) |
| Loop Antenna | R&S | HFH2-Z2E | 101125 | 9kHz~30MHz | Sep. 11, 2023 | Aug. 17, 2024 | Sep. 10, 2024 | Radiation (03CH06-KS) |
| Bilog Antenna | TeseQ | CBL6111D | 59915 | 30MHz-1GHz | Aug. 19, 2023 | Aug. 17, 2024 | Aug. 18, 2024 | Radiation (03CH06-KS) |
| Double Ridge Horn Antenna | ETS-Lindgren | 3117 | 00218652 | 1GHz~18GHz | Apr. 11, 2024 | Aug. 17, 2024 | Apr. 10, 2025 | Radiation (03CH06-KS) |
| SHF-EHF Horn | Com-power | AH-840 | 101093 | 18GHz~40GHz | Jan. 06, 2024 | Aug. 17, 2024 | Jan. 05, 2025 | Radiation (03CH06-KS) |
| Amplifier | SONOMA | 310N | 372171 | 9KHz ~1GHZ | Jan. 02, 2024 | Aug. 17, 2024 | Jan. 01, 2025 | Radiation (03CH06-KS) |
| Amplifier | EM | EM18G40GA | 060728 | 18~40GHz | Jan. 02, 2024 | Aug. 17, 2024 | Jan. 01, 2025 | Radiation (03CH06-KS) |
| high gain Amplifier | MITEQ | AMF-7D-00101800-30-10P | 2082395 | 1Ghz-18Ghz | Jan. 02, 2024 | Aug. 17, 2024 | Jan. 01, 2025 | Radiation (03CH06-KS) |
| Amplifier | Keysight | 83017A | MY53270319 | 500MHz~26.5GHz | Oct. 11, 2023 | Aug. 17, 2024 | Oct. 10, 2024 | Radiation (03CH06-KS) |
| AC Power Source | Chroma | 61601 | F104090004 | N/A | NCR | Aug. 17, 2024 | NCR | Radiation (03CH06-KS) |
| Turn Table | ChamPro | EM 1000-T | 060762-T | 0~360 degree | NCR | Aug. 17, 2024 | NCR | Radiation (03CH06-KS) |
| Antenna Mast | ChamPro | EM 1000-A | 060762-A | 1 m~4 m | NCR | Aug. 17, 2024 | NCR | Radiation (03CH06-KS) |
| EMI Receiver | R&S | ESCI7 | 100768 | 9kHz~7GHz; | Apr. 18, 2024 | Jun. 16, 2024 | Apr. 17, 2025 | Conduction (CO01-KS) |
| AC LISN (for auxiliary equipment) | MessTec | AN3016 | 060103 | 9kHz~30MHz | Oct. 11, 2023 | Jun. 16, 2024 | Oct. 10, 2024 | Conduction (CO01-KS) |
| AC LISN | MessTec | AN3016 | 060105 | 9kHz~30MHz | Apr. 18, 2024 | Jun. 16, 2024 | Apr. 17, 2025 | Conduction (CO01-KS) |
| AC Power Source | Chroma | 61602 | ABP000000811 | AC 0V~300V, 45Hz~1000Hz | Oct. 11, 2023 | Jun. 16, 2024 | Oct. 10, 2024 | Conduction (CO01-KS) |

NCR: No Calibration Required

# 5 Uncertainty of Evaluation

**Uncertainty of Conducted Measurement**

| | |
|---|---|
| Conducted Spurious Emission & Bandedge | ±2.22 dB |
| Occupied Channel Bandwidth | ±0.1% |
| Conducted Power | ±0.50 dB |
| Conducted Power Spectral Density | ±0.90 dB |
| Frequency | 0.04ppm |
| Conducted Generated signal Levels | ±0.56 dB |
| Conducted Time | 0.54% |

**Uncertainty of AC Conducted Emission Measurement (0.15 MHz ~ 30 MHz)**

| | |
|---|---|
| Measuring Uncertainty for a Level of Confidence of 95% (U = 2Uc(y)) | 2.84 dB |

**Uncertainty of Radiated Emission Measurement (9 KHz ~ 30 MHz)**

| | |
|---|---|
| Measuring Uncertainty for a Level of Confidence of 95% (U = 2Uc(y)) | 3.30 dB |

**Uncertainty of Radiated Emission Measurement (30 MHz ~ 1000 MHz)**

| | |
|---|---|
| Measuring Uncertainty for a Level of Confidence of 95% (U = 2Uc(y)) | 6.06 dB |

**Uncertainty of Radiated Emission Measurement (1 GHz ~ 18 GHz)**

| | |
|---|---|
| Measuring Uncertainty for a Level of Confidence of 95% (U = 2Uc(y)) | 5.18 dB |

**Uncertainty of Radiated Emission Measurement (18 GHz ~ 40 GHz)**

| | |
|---|---|
| Measuring Uncertainty for a Level of Confidence of 95% (U = 2Uc(y)) | 5.38 dB |

---------- THE END ----------

# Appendix A. Conducted Test Results

# A1. Conducted Test Results

| | | | | |
|---|---|---|---|---|
| Test Engineer: | Jiang Jun | Temperature: | 21~25 | °C |
| Test Date: | 2024.08.10~2024.08.22 | Relative Humidity: | 51~54 | % |

**<CDD Mode>**

Report Number : FR460505G

***TEST RESULTS DATA***
***EIRP Power Table***

| U-NII-5 MIMO | | | | | | | | | | | | | | | | |
|---|---|---|---|---|---|---|---|---|---|---|---|---|---|---|---|---|
| Mod. | Data Rate | NTX | CH. | Freq. (MHz) | Duty Factor (dB) | | Conducted Power with duty factor (dBm) | | | DG (dBi) | | EIRP Power (dBm) | EIRP Power Limit (dBm) | Pass /Fail | Power Setting | |
| | | | | | Ant 8 | Ant 10 | Ant 8 | Ant 10 | SUM | Ant 8 | Ant 10 | SUM | | | Ant 8 | Ant 10 |
| 11a | 6Mbps | 2 | 001 | 5955 | 0.03 | 0.04 | 14.01 | 13.62 | 16.83 | 0.35 | | 17.18 | 30.00 | Pass | 14 | |
| 11a | 6Mbps | 2 | 049 | 6195 | 0.03 | 0.04 | 14.29 | 13.70 | 17.02 | 0.35 | | 17.37 | 30.00 | Pass | 14 | |
| 11a | 6Mbps | 2 | 093 | 6415 | 0.03 | 0.04 | 13.80 | 13.19 | 16.52 | 0.35 | | 16.87 | 30.00 | Pass | 14 | |

Report Number : FR460505G

***TEST RESULTS DATA***
***EIRP Power Table***

| U-NII-7 MIMO | | | | | | | | | | | | | | | | |
|---|---|---|---|---|---|---|---|---|---|---|---|---|---|---|---|---|
| Mod. | Data Rate | NTX | CH. | Freq. (MHz) | Duty Factor (dB) | | Conducted Power with duty factor (dBm) | | | DG (dBi) | | EIRP Power (dBm) | EIRP Power Limit (dBm) | Pass /Fail | Power Setting | |
| | | | | | Ant 8 | Ant 10 | Ant 8 | Ant 10 | SUM | Ant 8 | Ant 10 | SUM | | | Ant 8 | Ant 10 |
| 11a | 6Mbps | 2 | 117 | 6535 | 0.03 | 0.04 | 13.80 | 13.27 | 16.56 | 1.02 | | 17.58 | 30.00 | Pass | 14 | |
| 11a | 6Mbps | 2 | 149 | 6695 | 0.03 | 0.04 | 13.56 | 13.49 | 16.54 | 1.02 | | 17.56 | 30.00 | Pass | 14 | |
| 11a | 6Mbps | 2 | 181 | 6855 | 0.03 | 0.04 | 13.70 | 13.65 | 16.69 | 1.02 | | 17.71 | 30.00 | Pass | 14 | |

Report Number : FR460505G

***TEST RESULTS DATA***
***EIRP Power Table***

| U-NII-5 MIMO | | | | | | | | | | | | | | | | | |
|---|---|---|---|---|---|---|---|---|---|---|---|---|---|---|---|---|---|
| Mod. | Data Rate | NTX | CH. | Freq. (MHz) | RU Config. | Duty Factor (dB) | | Conducted Power with duty factor (dBm) | | | DG (dBi) | | EIRP Power (dBm) | EIRP Power Limit (dBm) | Pass /Fail | Power Setting | |
| | | | | | | Ant 8 | Ant 10 | Ant 8 | Ant 10 | SUM | Ant 8 | Ant 10 | SUM | | | Ant 8 | Ant 10 |
| HE20 | MCS0 | 2 | 001 | 5955 | Full | 0.00 | 0.00 | 13.97 | 13.58 | 16.79 | 0.35 | | 17.14 | 30.00 | Pass | 14 | |
| HE20 | MCS0 | 2 | 001 | 5955 | 26/0 | 0.00 | 0.00 | 4.76 | 4.12 | 7.46 | 0.35 | | 7.81 | 30.00 | Pass | 4 | |
| HE20 | MCS0 | 2 | 001 | 5955 | 52/37 | 0.00 | 0.00 | 7.39 | 6.42 | 9.94 | 0.35 | | 10.29 | 30.00 | Pass | 6.5 | |
| HE20 | MCS0 | 2 | 001 | 5955 | 106/53 | 0.00 | 0.00 | 10.73 | 10.35 | 13.55 | 0.35 | | 13.90 | 30.00 | Pass | 10 | |
| HE20 | MCS0 | 2 | 049 | 6195 | Full | 0.00 | 0.00 | 14.23 | 13.62 | 16.95 | 0.35 | | 17.30 | 30.00 | Pass | 14 | |
| HE20 | MCS0 | 2 | 049 | 6195 | 26/0 | 0.00 | 0.00 | 4.69 | 4.32 | 7.52 | 0.35 | | 7.87 | 30.00 | Pass | 4.5 | |
| HE20 | MCS0 | 2 | 049 | 6195 | 52/37 | 0.00 | 0.00 | 7.51 | 6.96 | 10.25 | 0.35 | | 10.60 | 30.00 | Pass | 6.5 | |
| HE20 | MCS0 | 2 | 049 | 6195 | 106/53 | 0.00 | 0.00 | 10.78 | 10.33 | 13.57 | 0.35 | | 13.92 | 30.00 | Pass | 10 | |
| HE20 | MCS0 | 2 | 093 | 6415 | Full | 0.00 | 0.00 | 13.71 | 13.22 | 16.48 | 0.35 | | 16.83 | 30.00 | Pass | 14 | |
| HE20 | MCS0 | 2 | 093 | 6415 | 26/8 | 0.00 | 0.00 | 3.62 | 3.13 | 6.39 | 0.35 | | 6.74 | 30.00 | Pass | 5.5 | |
| HE20 | MCS0 | 2 | 093 | 6415 | 52/40 | 0.00 | 0.00 | 7.41 | 6.78 | 10.12 | 0.35 | | 10.47 | 30.00 | Pass | 7 | |
| HE20 | MCS0 | 2 | 093 | 6415 | 106/54 | 0.00 | 0.00 | 10.27 | 9.74 | 13.02 | 0.35 | | 13.37 | 30.00 | Pass | 10 | |
| HE40 | MCS0 | 2 | 003 | 5965 | Full | 0.00 | 0.00 | 13.91 | 13.38 | 16.66 | 0.35 | | 17.01 | 30.00 | Pass | 14 | |
| HE40 | MCS0 | 2 | 003 | 5965 | 242/61 | 0.00 | 0.00 | 11.48 | 11.23 | 14.37 | 0.35 | | 14.72 | 30.00 | Pass | 11 | |
| HE40 | MCS0 | 2 | 051 | 6205 | Full | 0.00 | 0.00 | 14.23 | 13.52 | 16.90 | 0.35 | | 17.25 | 30.00 | Pass | 14 | |
| HE40 | MCS0 | 2 | 051 | 6205 | 242/61 | 0.00 | 0.00 | 11.29 | 10.77 | 14.05 | 0.35 | | 14.40 | 30.00 | Pass | 10.5 | |
| HE40 | MCS0 | 2 | 091 | 6405 | Full | 0.00 | 0.00 | 13.77 | 12.99 | 16.41 | 0.35 | | 16.76 | 30.00 | Pass | 14 | |
| HE40 | MCS0 | 2 | 091 | 6405 | 242/62 | 0.00 | 0.00 | 10.77 | 10.19 | 13.50 | 0.35 | | 13.85 | 30.00 | Pass | 10.5 | |
| HE80 | MCS0 | 2 | 007 | 5985 | Full | 0.00 | 0.00 | 13.86 | 13.06 | 16.49 | 0.35 | | 16.84 | 30.00 | Pass | 14 | |
| HE80 | MCS0 | 2 | 007 | 5985 | 484/65 | 0.07 | 0.04 | 11.69 | 11.12 | 14.42 | 0.35 | | 14.77 | 30.00 | Pass | 11 | |
| HE80 | MCS0 | 2 | 055 | 6225 | Full | 0.00 | 0.00 | 14.16 | 13.49 | 16.85 | 0.35 | | 17.20 | 30.00 | Pass | 14 | |
| HE80 | MCS0 | 2 | 055 | 6225 | 484/65 | 0.07 | 0.04 | 11.41 | 10.76 | 14.11 | 0.35 | | 14.46 | 30.00 | Pass | 10.5 | |
| HE80 | MCS0 | 2 | 087 | 6385 | Full | 0.00 | 0.00 | 13.62 | 12.63 | 16.16 | 0.35 | | 16.51 | 30.00 | Pass | 14 | |
| HE80 | MCS0 | 2 | 087 | 6385 | 484/66 | 0.07 | 0.04 | 11.20 | 10.68 | 13.96 | 0.35 | | 14.31 | 30.00 | Pass | 11 | |
| HE160 | MCS0 | 2 | 015 | 6025 | Full | 0.00 | 0.00 | 13.78 | 13.67 | 16.74 | 0.35 | | 17.09 | 30.00 | Pass | 14 | |
| HE160 | MCS0 | 2 | 015 | 6025 | 996/67 | 0.05 | 0.05 | 11.53 | 10.93 | 14.25 | 0.35 | | 14.60 | 30.00 | Pass | 11 | |
| HE160 | MCS0 | 2 | 047 | 6185 | Full | 0.00 | 0.00 | 14.22 | 13.65 | 16.95 | 0.35 | | 17.30 | 30.00 | Pass | 14 | |
| HE160 | MCS0 | 2 | 047 | 6185 | 996/67 | 0.05 | 0.05 | 11.68 | 10.90 | 14.31 | 0.35 | | 14.66 | 30.00 | Pass | 10.5 | |
| HE160 | MCS0 | 2 | 079 | 6345 | Full | 0.00 | 0.00 | 13.45 | 13.77 | 16.62 | 0.35 | | 16.97 | 30.00 | Pass | 14 | |
| HE160 | MCS0 | 2 | 079 | 6345 | 996/68 | 0.05 | 0.05 | 11.10 | 11.31 | 14.21 | 0.35 | | 14.56 | 30.00 | Pass | 11.5 | |

Report Number : FR460505G

***TEST RESULTS DATA***
***EIRP Power Table***

| U-NII-7 MIMO | | | | | | | | | | | | | | | | | |
|---|---|---|---|---|---|---|---|---|---|---|---|---|---|---|---|---|---|
| Mod. | Data Rate | NTX | CH. | Freq. (MHz) | RU Config. | Duty Factor (dB) | | Conducted Power with duty factor (dBm) | | | DG (dBi) | | EIRP Power (dBm) | EIRP Power Limit (dBm) | Pass /Fail | Power Setting | |
| | | | | | | Ant 8 | Ant 10 | Ant 8 | Ant 10 | SUM | Ant 8 | Ant 10 | SUM | | | Ant 8 | Ant 10 |
| HE20 | MCS0 | 2 | 117 | 6535 | Full | 0.00 | 0.00 | 13.82 | 13.37 | 16.61 | 1.02 | | 17.63 | 30.00 | Pass | 14 | |
| HE20 | MCS0 | 2 | 117 | 6535 | 26/0 | 0.00 | 0.00 | 4.57 | 3.69 | 7.16 | 1.02 | | 8.18 | 30.00 | Pass | 4 | |
| HE20 | MCS0 | 2 | 117 | 6535 | 52/37 | 0.00 | 0.00 | 7.28 | 6.41 | 9.88 | 1.02 | | 10.90 | 30.00 | Pass | 6.5 | |
| HE20 | MCS0 | 2 | 117 | 6535 | 106/53 | 0.00 | 0.00 | 10.61 | 9.77 | 13.22 | 1.02 | | 14.24 | 30.00 | Pass | 10 | |
| HE20 | MCS0 | 2 | 149 | 6695 | Full | 0.00 | 0.00 | 13.58 | 13.45 | 16.53 | 1.02 | | 17.55 | 30.00 | Pass | 14 | |
| HE20 | MCS0 | 2 | 149 | 6695 | 26/0 | 0.00 | 0.00 | 4.12 | 3.83 | 6.99 | 1.02 | | 8.01 | 30.00 | Pass | 4 | |
| HE20 | MCS0 | 2 | 149 | 6695 | 52/37 | 0.00 | 0.00 | 6.66 | 6.39 | 9.54 | 1.02 | | 10.56 | 30.00 | Pass | 6.5 | |
| HE20 | MCS0 | 2 | 149 | 6695 | 106/53 | 0.00 | 0.00 | 10.33 | 9.85 | 13.11 | 1.02 | | 14.13 | 30.00 | Pass | 10 | |
| HE20 | MCS0 | 2 | 181 | 6855 | Full | 0.00 | 0.00 | 13.62 | 13.54 | 16.59 | 1.02 | | 17.61 | 30.00 | Pass | 14 | |
| HE20 | MCS0 | 2 | 181 | 6855 | 26/8 | 0.00 | 0.00 | 4.13 | 4.19 | 7.17 | 1.02 | | 8.19 | 30.00 | Pass | 4 | |
| HE20 | MCS0 | 2 | 181 | 6855 | 52/40 | 0.00 | 0.00 | 6.65 | 6.63 | 9.65 | 1.02 | | 10.67 | 30.00 | Pass | 6.5 | |
| HE20 | MCS0 | 2 | 181 | 6855 | 106/54 | 0.00 | 0.00 | 10.39 | 10.11 | 13.26 | 1.02 | | 14.28 | 30.00 | Pass | 10 | |
| HE40 | MCS0 | 2 | 123 | 6565 | Full | 0.00 | 0.00 | 13.74 | 13.27 | 16.52 | 1.02 | | 17.54 | 30.00 | Pass | 14 | |
| HE40 | MCS0 | 2 | 123 | 6565 | 242/61 | 0.00 | 0.00 | 10.93 | 10.24 | 13.61 | 1.02 | | 14.63 | 30.00 | Pass | 10.5 | |
| HE40 | MCS0 | 2 | 147 | 6685 | Full | 0.00 | 0.00 | 13.65 | 13.22 | 16.45 | 1.02 | | 17.47 | 30.00 | Pass | 14 | |
| HE40 | MCS0 | 2 | 147 | 6685 | 242/61 | 0.00 | 0.00 | 10.77 | 10.35 | 13.58 | 1.02 | | 14.60 | 30.00 | Pass | 10.5 | |
| HE40 | MCS0 | 2 | 179 | 6845 | Full | 0.00 | 0.00 | 13.64 | 13.26 | 16.46 | 1.02 | | 17.48 | 30.00 | Pass | 14 | |
| HE40 | MCS0 | 2 | 179 | 6845 | 242/62 | 0.00 | 0.00 | 10.75 | 10.63 | 13.70 | 1.02 | | 14.72 | 30.00 | Pass | 10.5 | |
| HE80 | MCS0 | 2 | 135 | 6625 | Full | 0.00 | 0.00 | 13.39 | 12.66 | 16.05 | 1.02 | | 17.07 | 30.00 | Pass | 14 | |
| HE80 | MCS0 | 2 | 135 | 6625 | 484/65 | 0.07 | 0.04 | 11.34 | 10.65 | 14.02 | 1.02 | | 15.04 | 30.00 | Pass | 11 | |
| HE80 | MCS0 | 2 | 151 | 6705 | Full | 0.00 | 0.00 | 13.28 | 12.63 | 15.98 | 1.02 | | 17.00 | 30.00 | Pass | 14 | |
| HE80 | MCS0 | 2 | 151 | 6705 | 484/65 | 0.07 | 0.04 | 10.98 | 10.20 | 13.62 | 1.02 | | 14.64 | 30.00 | Pass | 10.5 | |
| HE80 | MCS0 | 2 | 167 | 6785 | Full | 0.00 | 0.00 | 13.62 | 13.21 | 16.43 | 1.02 | | 17.45 | 30.00 | Pass | 14 | |
| HE80 | MCS0 | 2 | 167 | 6785 | 484/66 | 0.07 | 0.04 | 11.68 | 10.87 | 14.30 | 1.02 | | 15.32 | 30.00 | Pass | 11 | |
| HE160 | MCS0 | 2 | 143 | 6665 | Full | 0.00 | 0.00 | 13.68 | 13.12 | 16.42 | 1.02 | | 17.44 | 30.00 | Pass | 14 | |
| HE160 | MCS0 | 2 | 143 | 6665 | 996/68 | 0.05 | 0.05 | 11.40 | 10.27 | 13.88 | 1.02 | | 14.90 | 30.00 | Pass | 11 | |

**<SDM Mode>**

Report Number : FR460505G

## *TEST RESULTS DATA*
## *EIRP Power Table*

| U-NII-5 MIMO | | | | | | | | | | | | | | | | | |
|---|---|---|---|---|---|---|---|---|---|---|---|---|---|---|---|---|---|
| Mod. | Data Rate | NTX | CH. | Freq. (MHz) | RU Config. | Duty Factor (dB) | | Conducted Power with duty factor (dBm) | | | DG (dBi) | | EIRP Power (dBm) | EIRP Power Limit (dBm) | Pass /Fail | Power Setting | |
| | | | | | | Ant 8 | Ant 10 | Ant 8 | Ant 10 | SUM | Ant 8 | Ant 10 | SUM | | | Ant 8 | Ant 10 |
| HE20 | MCS0 | 2 | 001 | 5955 | Full | 0.00 | 0.00 | 13.95 | 13.55 | 16.76 | 0.35 | | 17.11 | 30.00 | Pass | 14 | |
| HE20 | MCS0 | 2 | 001 | 5955 | 26/0 | 0.00 | 0.00 | 4.73 | 4.07 | 7.42 | 0.35 | | 7.77 | 30.00 | Pass | 4 | |
| HE20 | MCS0 | 2 | 001 | 5955 | 52/37 | 0.00 | 0.00 | 7.34 | 6.38 | 9.90 | 0.35 | | 10.25 | 30.00 | Pass | 6.5 | |
| HE20 | MCS0 | 2 | 001 | 5955 | 106/53 | 0.00 | 0.00 | 10.71 | 10.32 | 13.53 | 0.35 | | 13.88 | 30.00 | Pass | 10 | |
| HE20 | MCS0 | 2 | 049 | 6195 | Full | 0.00 | 0.00 | 14.20 | 13.57 | 16.91 | 0.35 | | 17.26 | 30.00 | Pass | 14 | |
| HE20 | MCS0 | 2 | 049 | 6195 | 26/0 | 0.00 | 0.00 | 4.66 | 4.25 | 7.47 | 0.35 | | 7.82 | 30.00 | Pass | 4.5 | |
| HE20 | MCS0 | 2 | 049 | 6195 | 52/37 | 0.00 | 0.00 | 7.42 | 6.93 | 10.19 | 0.35 | | 10.54 | 30.00 | Pass | 6.5 | |
| HE20 | MCS0 | 2 | 049 | 6195 | 106/53 | 0.00 | 0.00 | 10.75 | 10.29 | 13.54 | 0.35 | | 13.89 | 30.00 | Pass | 10 | |
| HE20 | MCS0 | 2 | 093 | 6415 | Full | 0.00 | 0.00 | 13.64 | 13.19 | 16.43 | 0.35 | | 16.78 | 30.00 | Pass | 14 | |
| HE20 | MCS0 | 2 | 093 | 6415 | 26/8 | 0.00 | 0.00 | 3.57 | 3.11 | 6.36 | 0.35 | | 6.71 | 30.00 | Pass | 5.5 | |
| HE20 | MCS0 | 2 | 093 | 6415 | 52/40 | 0.00 | 0.00 | 7.33 | 6.69 | 10.03 | 0.35 | | 10.38 | 30.00 | Pass | 7 | |
| HE20 | MCS0 | 2 | 093 | 6415 | 106/54 | 0.00 | 0.00 | 10.22 | 9.68 | 12.97 | 0.35 | | 13.32 | 30.00 | Pass | 10 | |
| HE40 | MCS0 | 2 | 003 | 5965 | Full | 0.00 | 0.00 | 13.88 | 13.34 | 16.63 | 0.35 | | 16.98 | 30.00 | Pass | 14 | |
| HE40 | MCS0 | 2 | 003 | 5965 | 242/61 | 0.00 | 0.00 | 11.44 | 11.18 | 14.32 | 0.35 | | 14.67 | 30.00 | Pass | 11 | |
| HE40 | MCS0 | 2 | 051 | 6205 | Full | 0.00 | 0.00 | 14.18 | 13.47 | 16.85 | 0.35 | | 17.20 | 30.00 | Pass | 14 | |
| HE40 | MCS0 | 2 | 051 | 6205 | 242/61 | 0.00 | 0.00 | 11.22 | 10.71 | 13.98 | 0.35 | | 14.33 | 30.00 | Pass | 10.5 | |
| HE40 | MCS0 | 2 | 091 | 6405 | Full | 0.00 | 0.00 | 13.71 | 12.91 | 16.34 | 0.35 | | 16.69 | 30.00 | Pass | 14 | |
| HE40 | MCS0 | 2 | 091 | 6405 | 242/62 | 0.00 | 0.00 | 10.71 | 10.14 | 13.44 | 0.35 | | 13.79 | 30.00 | Pass | 10.5 | |
| HE80 | MCS0 | 2 | 007 | 5985 | Full | 0.00 | 0.00 | 13.82 | 13.00 | 16.44 | 0.35 | | 16.79 | 30.00 | Pass | 14 | |
| HE80 | MCS0 | 2 | 007 | 5985 | 484/65 | 0.07 | 0.04 | 11.61 | 11.05 | 14.35 | 0.35 | | 14.70 | 30.00 | Pass | 11 | |
| HE80 | MCS0 | 2 | 055 | 6225 | Full | 0.00 | 0.00 | 14.10 | 13.41 | 16.78 | 0.35 | | 17.13 | 30.00 | Pass | 14 | |
| HE80 | MCS0 | 2 | 055 | 6225 | 484/65 | 0.07 | 0.04 | 11.37 | 10.68 | 14.05 | 0.35 | | 14.40 | 30.00 | Pass | 10.5 | |
| HE80 | MCS0 | 2 | 087 | 6385 | Full | 0.00 | 0.00 | 13.55 | 12.59 | 16.11 | 0.35 | | 16.46 | 30.00 | Pass | 14 | |
| HE80 | MCS0 | 2 | 087 | 6385 | 484/66 | 0.07 | 0.04 | 11.16 | 10.65 | 13.92 | 0.35 | | 14.27 | 30.00 | Pass | 11 | |
| HE160 | MCS0 | 2 | 015 | 6025 | Full | 0.00 | 0.00 | 13.71 | 13.63 | 16.68 | 0.35 | | 17.03 | 30.00 | Pass | 14 | |
| HE160 | MCS0 | 2 | 015 | 6025 | 996/67 | 0.05 | 0.05 | 11.46 | 10.87 | 14.18 | 0.35 | | 14.53 | 30.00 | Pass | 11 | |
| HE160 | MCS0 | 2 | 047 | 6185 | Full | 0.00 | 0.00 | 14.16 | 13.62 | 16.91 | 0.35 | | 17.26 | 30.00 | Pass | 14 | |
| HE160 | MCS0 | 2 | 047 | 6185 | 996/67 | 0.05 | 0.05 | 11.62 | 10.86 | 14.26 | 0.35 | | 14.61 | 30.00 | Pass | 10.5 | |
| HE160 | MCS0 | 2 | 079 | 6345 | Full | 0.00 | 0.00 | 13.41 | 13.72 | 16.58 | 0.35 | | 16.93 | 30.00 | Pass | 14 | |
| HE160 | MCS0 | 2 | 079 | 6345 | 996/68 | 0.05 | 0.05 | 11.06 | 11.26 | 14.17 | 0.35 | | 14.52 | 30.00 | Pass | 11.5 | |

Report Number : FR460505G

## ***TEST RESULTS DATA***
## ***EIRP Power Table***

| U-NII-7 MIMO | | | | | | | | | | | | | | | | | |
|---|---|---|---|---|---|---|---|---|---|---|---|---|---|---|---|---|---|
| Mod. | Data Rate | NTX | CH. | Freq. (MHz) | RU Config. | Duty Factor (dB) | | Conducted Power with duty factor (dBm) | | | DG (dBi) | | EIRP Power (dBm) | EIRP Power Limit (dBm) | Pass /Fail | Power Setting | |
| | | | | | | Ant 8 | Ant 10 | Ant 8 | Ant 10 | SUM | Ant 8 | Ant 10 | SUM | | | Ant 8 | Ant 10 |
| HE20 | MCS0 | 2 | 117 | 6535 | Full | 0.00 | 0.00 | 13.80 | 13.31 | 16.57 | 1.02 | | 17.59 | 30.00 | Pass | 14 | |
| HE20 | MCS0 | 2 | 117 | 6535 | 26/0 | 0.00 | 0.00 | 4.51 | 3.66 | 7.12 | 1.02 | | 8.14 | 30.00 | Pass | 4 | |
| HE20 | MCS0 | 2 | 117 | 6535 | 52/37 | 0.00 | 0.00 | 7.24 | 6.34 | 9.82 | 1.02 | | 10.84 | 30.00 | Pass | 6.5 | |
| HE20 | MCS0 | 2 | 117 | 6535 | 106/53 | 0.00 | 0.00 | 10.56 | 9.71 | 13.17 | 1.02 | | 14.19 | 30.00 | Pass | 10 | |
| HE20 | MCS0 | 2 | 149 | 6695 | Full | 0.00 | 0.00 | 13.55 | 13.38 | 16.48 | 1.02 | | 17.50 | 30.00 | Pass | 14 | |
| HE20 | MCS0 | 2 | 149 | 6695 | 26/0 | 0.00 | 0.00 | 4.07 | 3.74 | 6.92 | 1.02 | | 7.94 | 30.00 | Pass | 4 | |
| HE20 | MCS0 | 2 | 149 | 6695 | 52/37 | 0.00 | 0.00 | 6.64 | 6.36 | 9.51 | 1.02 | | 10.53 | 30.00 | Pass | 6.5 | |
| HE20 | MCS0 | 2 | 149 | 6695 | 106/53 | 0.00 | 0.00 | 10.28 | 9.76 | 13.04 | 1.02 | | 14.06 | 30.00 | Pass | 10 | |
| HE20 | MCS0 | 2 | 181 | 6855 | Full | 0.00 | 0.00 | 13.60 | 13.47 | 16.55 | 1.02 | | 17.57 | 30.00 | Pass | 14 | |
| HE20 | MCS0 | 2 | 181 | 6855 | 26/8 | 0.00 | 0.00 | 4.05 | 4.17 | 7.12 | 1.02 | | 8.14 | 30.00 | Pass | 4 | |
| HE20 | MCS0 | 2 | 181 | 6855 | 52/40 | 0.00 | 0.00 | 6.56 | 6.59 | 9.59 | 1.02 | | 10.61 | 30.00 | Pass | 6.5 | |
| HE20 | MCS0 | 2 | 181 | 6855 | 106/54 | 0.00 | 0.00 | 10.30 | 10.05 | 13.19 | 1.02 | | 14.21 | 30.00 | Pass | 10 | |
| HE40 | MCS0 | 2 | 123 | 6565 | Full | 0.00 | 0.00 | 13.68 | 13.19 | 16.45 | 1.02 | | 17.47 | 30.00 | Pass | 14 | |
| HE40 | MCS0 | 2 | 123 | 6565 | 242/61 | 0.00 | 0.00 | 10.85 | 10.21 | 13.55 | 1.02 | | 14.57 | 30.00 | Pass | 10.5 | |
| HE40 | MCS0 | 2 | 147 | 6685 | Full | 0.00 | 0.00 | 13.61 | 13.14 | 16.39 | 1.02 | | 17.41 | 30.00 | Pass | 14 | |
| HE40 | MCS0 | 2 | 147 | 6685 | 242/61 | 0.00 | 0.00 | 10.71 | 10.31 | 13.52 | 1.02 | | 14.54 | 30.00 | Pass | 10.5 | |
| HE40 | MCS0 | 2 | 179 | 6845 | Full | 0.00 | 0.00 | 13.57 | 13.18 | 16.39 | 1.02 | | 17.41 | 30.00 | Pass | 14 | |
| HE40 | MCS0 | 2 | 179 | 6845 | 242/62 | 0.00 | 0.00 | 10.72 | 10.60 | 13.67 | 1.02 | | 14.69 | 30.00 | Pass | 10.5 | |
| HE80 | MCS0 | 2 | 135 | 6625 | Full | 0.00 | 0.00 | 13.32 | 12.60 | 15.99 | 1.02 | | 17.01 | 30.00 | Pass | 14 | |
| HE80 | MCS0 | 2 | 135 | 6625 | 484/65 | 0.07 | 0.04 | 11.31 | 10.57 | 13.97 | 1.02 | | 14.99 | 30.00 | Pass | 11 | |
| HE80 | MCS0 | 2 | 151 | 6705 | Full | 0.00 | 0.00 | 13.23 | 12.57 | 15.92 | 1.02 | | 16.94 | 30.00 | Pass | 14 | |
| HE80 | MCS0 | 2 | 151 | 6705 | 484/65 | 0.07 | 0.04 | 10.95 | 10.12 | 13.57 | 1.02 | | 14.59 | 30.00 | Pass | 10.5 | |
| HE80 | MCS0 | 2 | 167 | 6785 | Full | 0.00 | 0.00 | 13.57 | 13.14 | 16.37 | 1.02 | | 17.39 | 30.00 | Pass | 14 | |
| HE80 | MCS0 | 2 | 167 | 6785 | 484/66 | 0.07 | 0.04 | 11.62 | 10.80 | 14.24 | 1.02 | | 15.26 | 30.00 | Pass | 11 | |
| HE160 | MCS0 | 2 | 143 | 6665 | Full | 0.00 | 0.00 | 13.63 | 13.05 | 16.36 | 1.02 | | 17.38 | 30.00 | Pass | 14 | |
| HE160 | MCS0 | 2 | 143 | 6665 | 996/68 | 0.05 | 0.05 | 11.35 | 10.20 | 13.82 | 1.02 | | 14.84 | 30.00 | Pass | 11 | |

# Emission Bandwidth

## Test Result

| TestMode | Antenna | Freq(MHz) | 26dB EBW [MHz] | FL[MHz] | FH[MHz] | Limit[MHz] | Verdict |
|---|---|---|---|---|---|---|---|
| 11A-CDD | Ant8 | 5955 | 18.91 | 5945.35 | 5964.27 | ≤ 320 | PASS |
| | Ant10 | 5955 | 19.25 | 5945.35 | 5964.60 | ≤ 320 | PASS |
| | Ant8 | 6195 | 19.06 | 6185.30 | 6204.36 | ≤ 320 | PASS |
| | Ant10 | 6195 | 19.25 | 6185.40 | 6204.65 | ≤ 320 | PASS |
| | Ant8 | 6415 | 18.96 | 6405.35 | 6424.31 | ≤ 320 | PASS |
| | Ant10 | 6415 | 19.25 | 6405.35 | 6424.60 | ≤ 320 | PASS |
| | Ant8 | 6535 | 18.96 | 6525.40 | 6544.36 | ≤ 320 | PASS |
| | Ant10 | 6535 | 19.25 | 6525.35 | 6544.60 | ≤ 320 | PASS |
| | Ant8 | 6695 | 19.06 | 6685.30 | 6704.36 | ≤ 320 | PASS |
| | Ant10 | 6695 | 19.34 | 6685.30 | 6704.65 | ≤ 320 | PASS |
| | Ant8 | 6855 | 18.96 | 6845.35 | 6864.31 | ≤ 320 | PASS |
| | Ant10 | 6855 | 19.20 | 6845.30 | 6864.50 | ≤ 320 | PASS |
| 11AX20MIMO -CDD | Ant8 | 5955 | 20.91 | 5944.49 | 5965.41 | ≤ 320 | PASS |
| | Ant10 | 5955 | 21.25 | 5944.26 | 5965.51 | ≤ 320 | PASS |
| | Ant8 | 6195 | 21.15 | 6184.30 | 6205.46 | ≤ 320 | PASS |
| | Ant10 | 6195 | 21.01 | 6184.45 | 6205.46 | ≤ 320 | PASS |
| | Ant8 | 6415 | 21.15 | 6404.40 | 6425.55 | ≤ 320 | PASS |
| | Ant10 | 6415 | 21.11 | 6404.30 | 6425.41 | ≤ 320 | PASS |
| | Ant8 | 6535 | 20.96 | 6524.45 | 6545.41 | ≤ 320 | PASS |
| | Ant10 | 6535 | 21.01 | 6524.40 | 6545.41 | ≤ 320 | PASS |
| | Ant8 | 6695 | 21.44 | 6684.40 | 6705.84 | ≤ 320 | PASS |
| | Ant10 | 6695 | 20.96 | 6684.54 | 6705.51 | ≤ 320 | PASS |
| | Ant8 | 6855 | 21.25 | 6844.40 | 6865.65 | ≤ 320 | PASS |
| | Ant10 | 6855 | 20.87 | 6844.59 | 6865.46 | ≤ 320 | PASS |
| 11AX40MIMO -CDD | Ant8 | 5965 | 40.59 | 5944.66 | 5985.25 | ≤ 320 | PASS |
| | Ant10 | 5965 | 40.69 | 5944.47 | 5985.15 | ≤ 320 | PASS |
| | Ant8 | 6205 | 40.69 | 6184.66 | 6225.34 | ≤ 320 | PASS |
| | Ant10 | 6205 | 40.59 | 6184.66 | 6225.25 | ≤ 320 | PASS |
| | Ant8 | 6405 | 40.50 | 6384.66 | 6425.15 | ≤ 320 | PASS |
| | Ant10 | 6405 | 40.59 | 6384.66 | 6425.25 | ≤ 320 | PASS |
| | Ant8 | 6565 | 40.50 | 6544.75 | 6585.25 | ≤ 320 | PASS |
| | Ant10 | 6565 | 40.59 | 6544.75 | 6585.34 | ≤ 320 | PASS |
| | Ant8 | 6685 | 40.50 | 6664.85 | 6705.34 | ≤ 320 | PASS |

| | | | | | | | |
|---|---|---|---|---|---|---|---|
| | Ant10 | 6685 | 40.88 | 6664.75 | 6705.63 | ≤ 320 | PASS |
| | Ant8 | 6845 | 40.78 | 6824.66 | 6865.44 | ≤ 320 | PASS |
| | Ant10 | 6845 | 40.78 | 6824.47 | 6865.25 | ≤ 320 | PASS |
| 11AX80MIMO -CDD | Ant8 | 5985 | 82.71 | 5943.36 | 6026.07 | ≤ 320 | PASS |
| | Ant10 | 5985 | 83.09 | 5943.17 | 6026.26 | ≤ 320 | PASS |
| | Ant8 | 6225 | 82.52 | 6183.55 | 6266.07 | ≤ 320 | PASS |
| | Ant10 | 6225 | 82.52 | 6183.55 | 6266.07 | ≤ 320 | PASS |
| | Ant8 | 6385 | 82.13 | 6343.74 | 6425.88 | ≤ 320 | PASS |
| | Ant10 | 6385 | 82.13 | 6343.93 | 6426.07 | ≤ 320 | PASS |
| | Ant8 | 6625 | 81.94 | 6584.12 | 6666.07 | ≤ 320 | PASS |
| | Ant10 | 6625 | 82.32 | 6583.74 | 6666.07 | ≤ 320 | PASS |
| | Ant8 | 6705 | 82.52 | 6663.74 | 6746.26 | ≤ 320 | PASS |
| | Ant10 | 6705 | 82.32 | 6663.93 | 6746.26 | ≤ 320 | PASS |
| | Ant8 | 6785 | 82.13 | 6744.12 | 6826.26 | ≤ 320 | PASS |
| | Ant10 | 6785 | 81.94 | 6743.93 | 6825.88 | ≤ 320 | PASS |
| 11AX160MIMO -CDD | Ant8 | 6025 | 165.03 | 5942.48 | 6107.52 | ≤ 320 | PASS |
| | Ant10 | 6025 | 165.03 | 5942.87 | 6107.90 | ≤ 320 | PASS |
| | Ant8 | 6185 | 165.79 | 6101.34 | 6267.13 | ≤ 320 | PASS |
| | Ant10 | 6185 | 165.79 | 6102.10 | 6267.90 | ≤ 320 | PASS |
| | Ant8 | 6345 | 164.27 | 6262.48 | 6426.75 | ≤ 320 | PASS |
| | Ant10 | 6345 | 165.41 | 6261.72 | 6427.13 | ≤ 320 | PASS |
| | Ant8 | 6665 | 165.79 | 6582.48 | 6748.28 | ≤ 320 | PASS |
| | Ant10 | 6665 | 165.41 | 6582.10 | 6747.52 | ≤ 320 | PASS |

## Test Graphs

### 11A-CDD_Ant8_5955

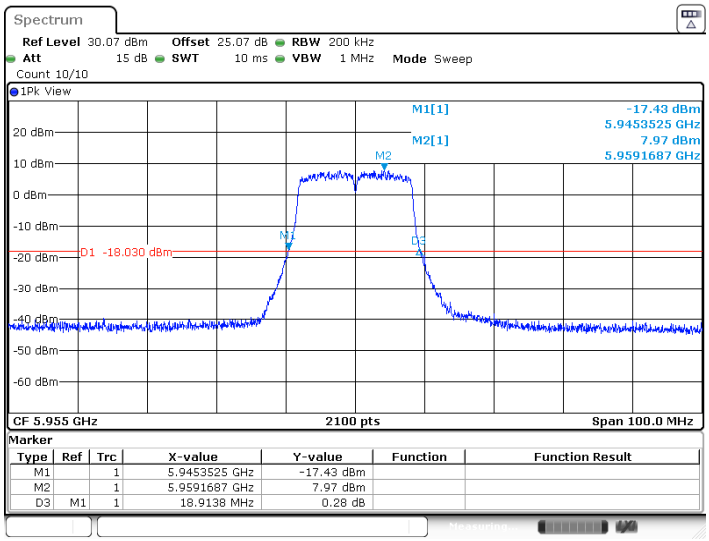


Date: 10.AUG.2024 15:14:24

### 11A-CDD_Ant10_5955

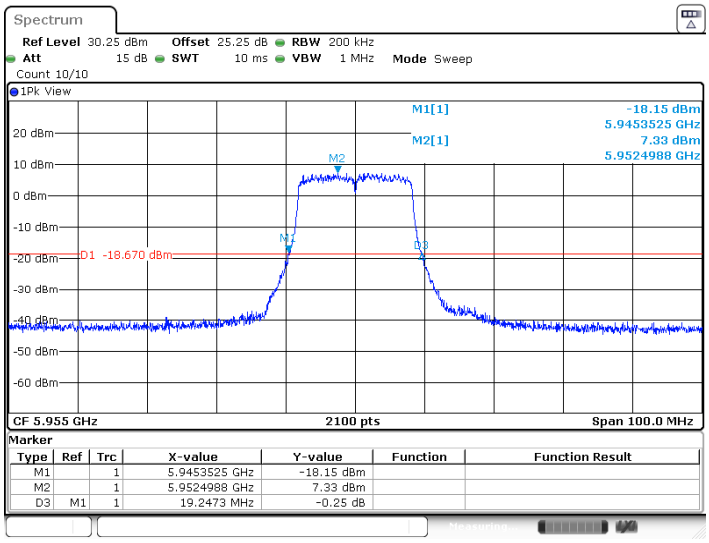


Date: 10.AUG.2024 15:15:20

## 11A-CDD_Ant8_6195

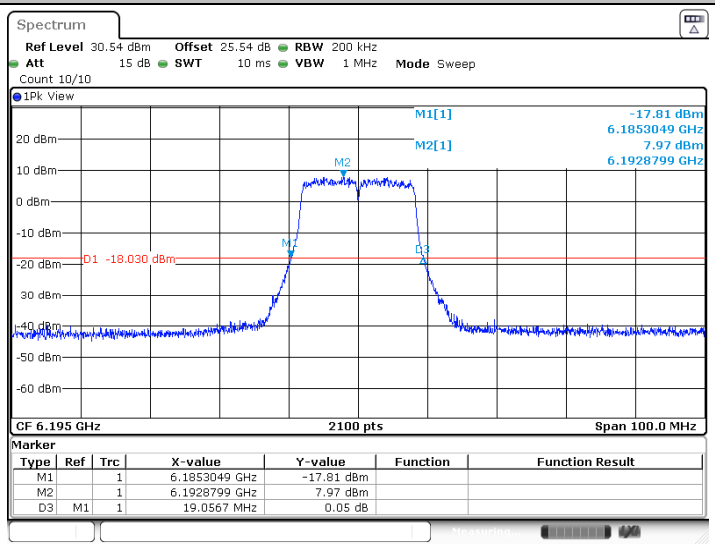


Date: 10.AUG.2024 15:17:04

## 11A-CDD_Ant10_6195

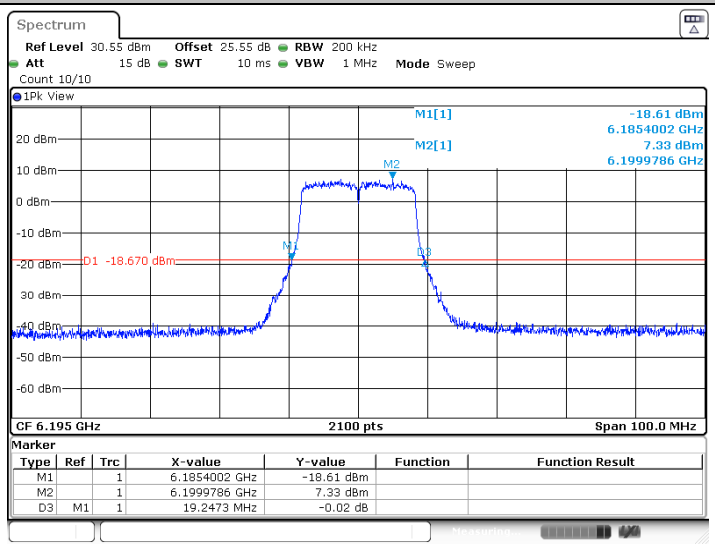


Date: 10.AUG.2024 15:17:48

## 11A-CDD_Ant8_6415

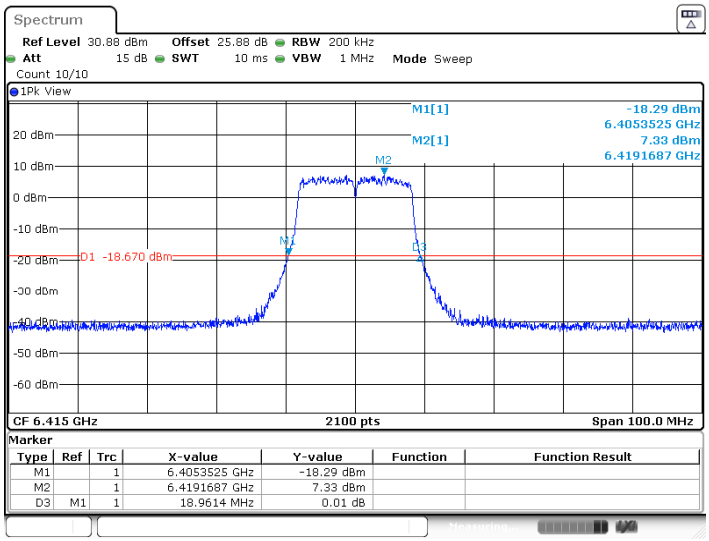


Date: 10.AUG.2024 15:18:42

## 11A-CDD_Ant10_6415

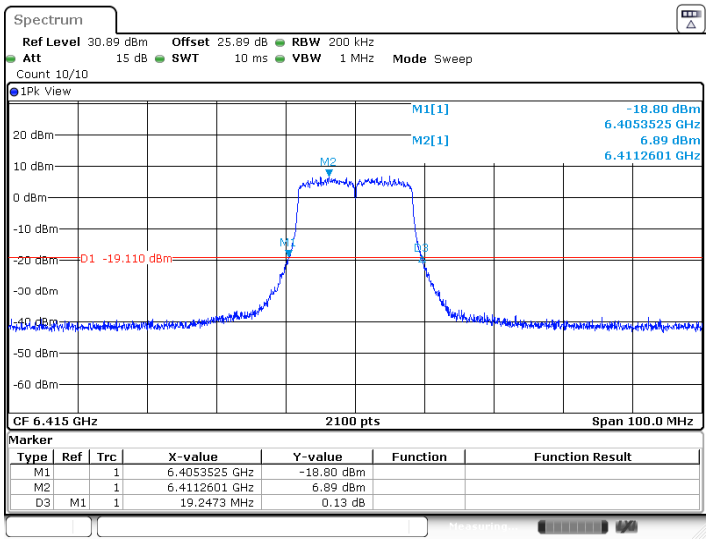


Date: 10.AUG.2024 15:19:25

## 11A-CDD_Ant8_6535

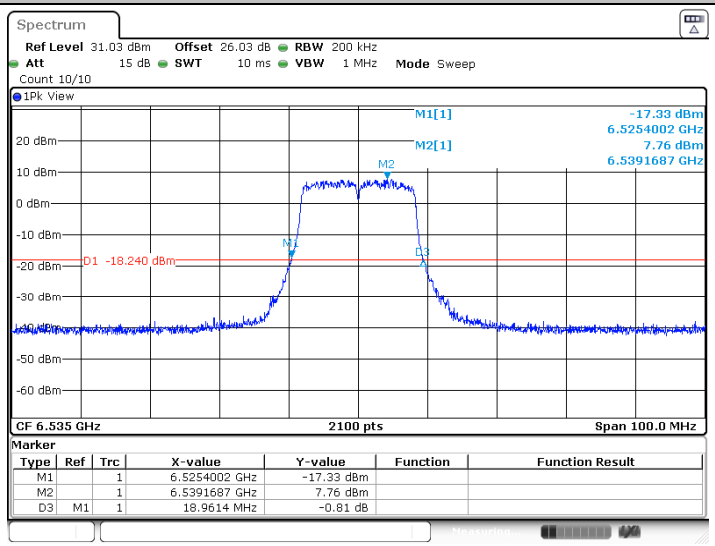


Date: 10.AUG.2024 15:20:38

## 11A-CDD_Ant10_6535

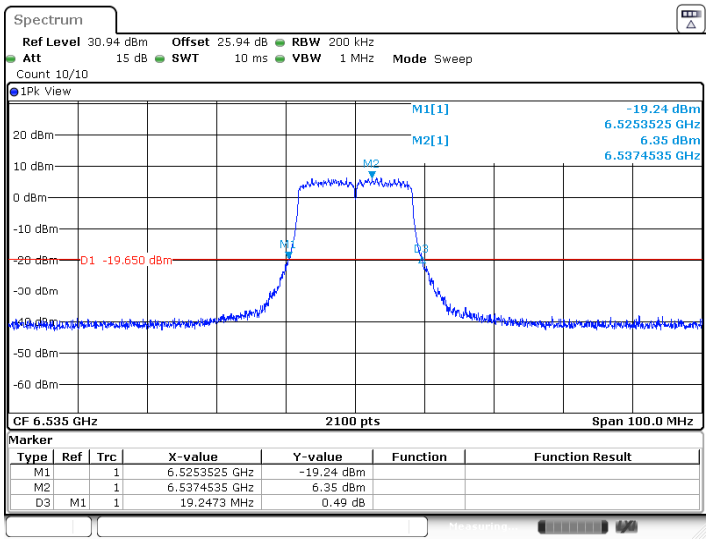


Date: 10.AUG.2024 15:21:21

## 11A-CDD_Ant8_6695

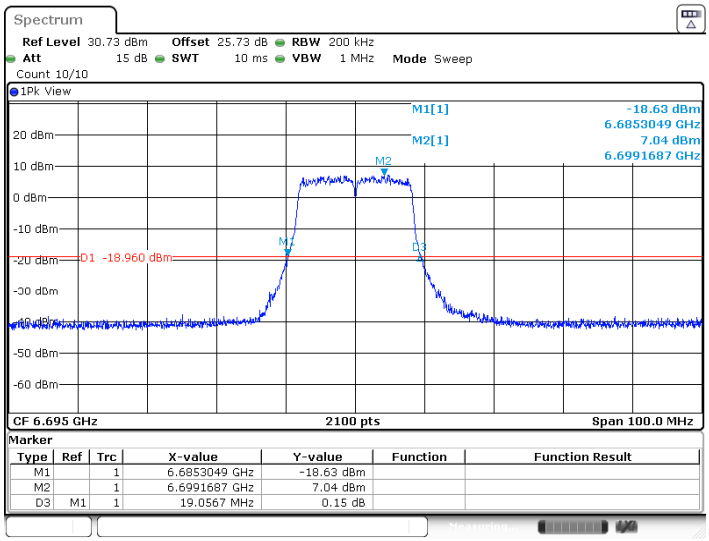


Date: 10.AUG.2024 15:22:17

## 11A-CDD_Ant10_6695

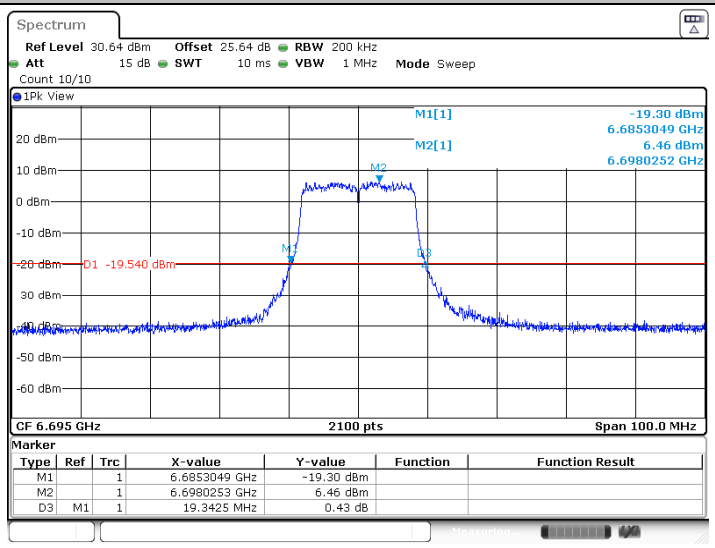


Date: 10.AUG.2024 15:23:01

## 11A-CDD_Ant8_6855

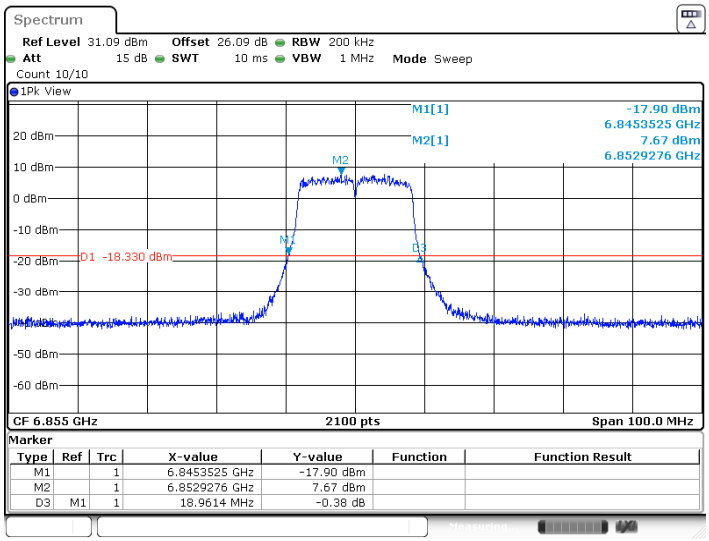


Date: 10.AUG.2024 15:23:55

## 11A-CDD_Ant10_6855

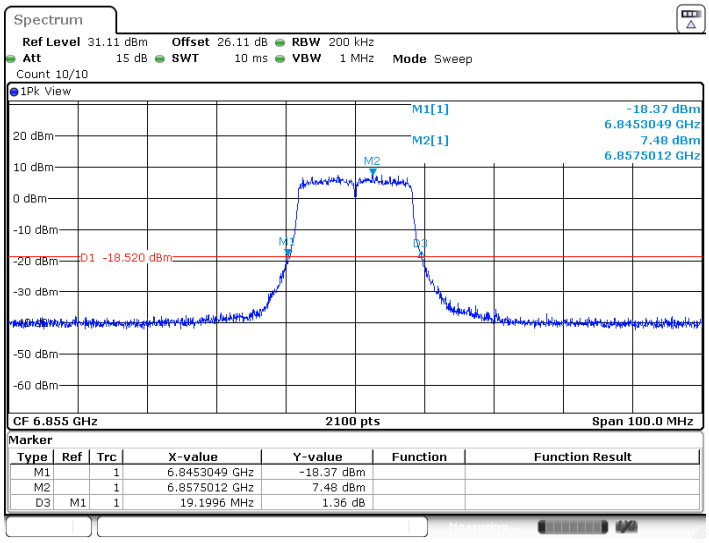


Date: 10.AUG.2024 15:24:38

11AX20MIMO_Ant8_5955

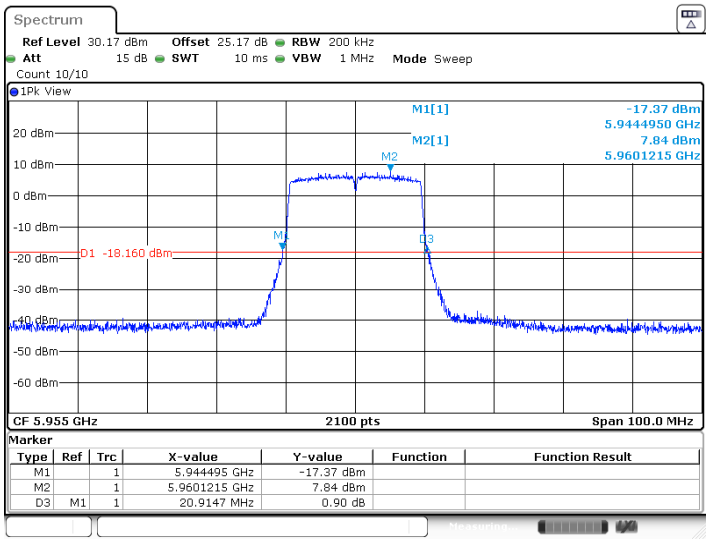


Date: 10.AUG.2024 15:28:01

11AX20MIMO_Ant10_5955

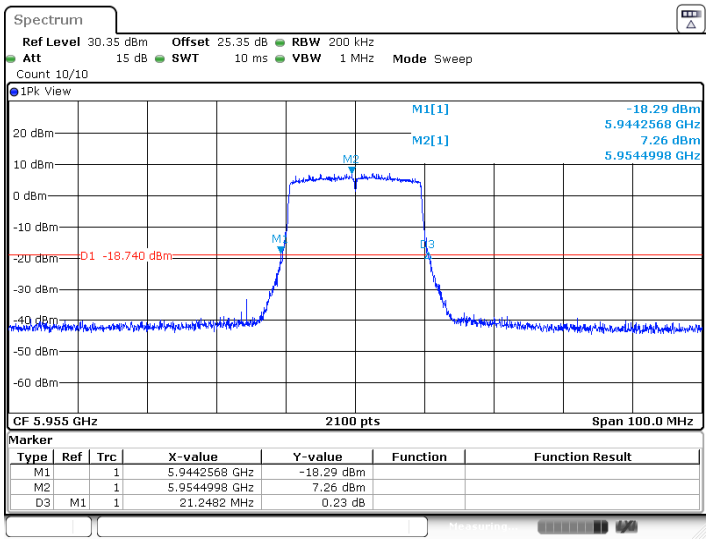


Date: 10.AUG.2024 15:28:52

## 11AX20MIMO_Ant8_6195

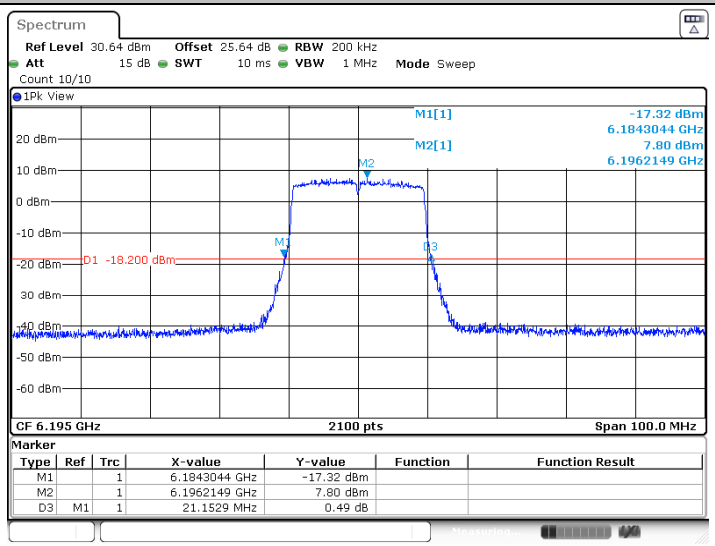


Date: 10.AUG.2024 15:33:10

## 11AX20MIMO_Ant10_6195

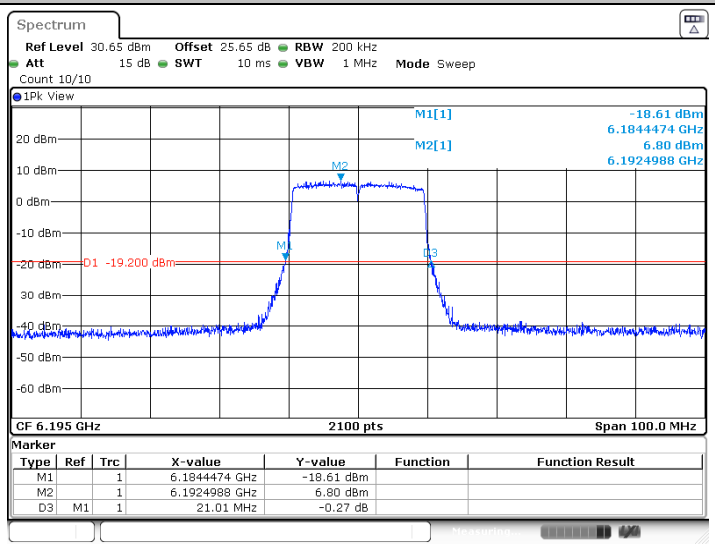


Date: 10.AUG.2024 15:33:53

## 11AX20MIMO_Ant8_6415

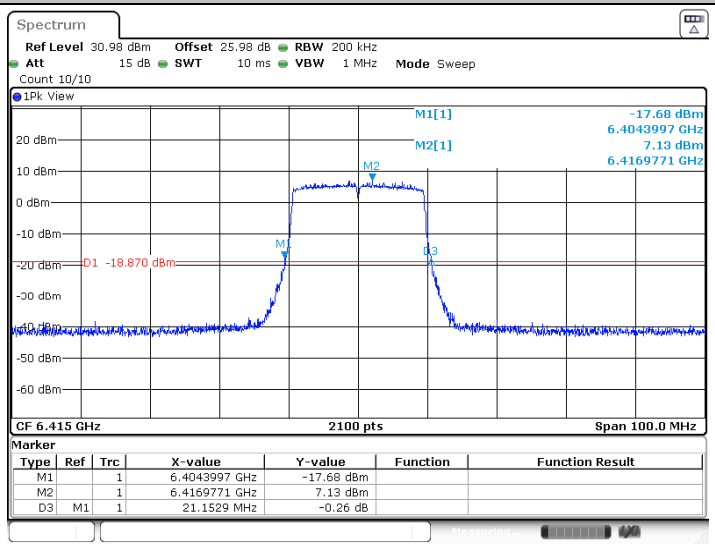


Date: 10.AUG.2024 15:34:51

## 11AX20MIMO_Ant10_6415

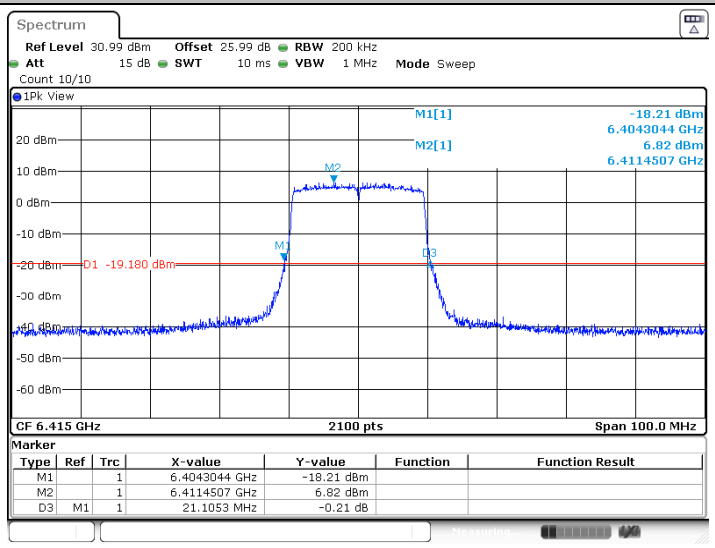


Date: 10.AUG.2024 15:35:33

## 11AX20MIMO_Ant8_6535

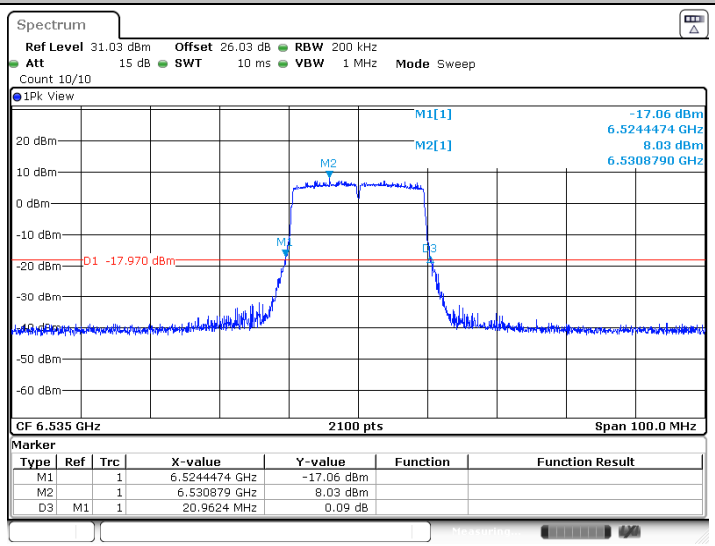


Date: 10.AUG.2024 15:39:11

## 11AX20MIMO_Ant10_6535

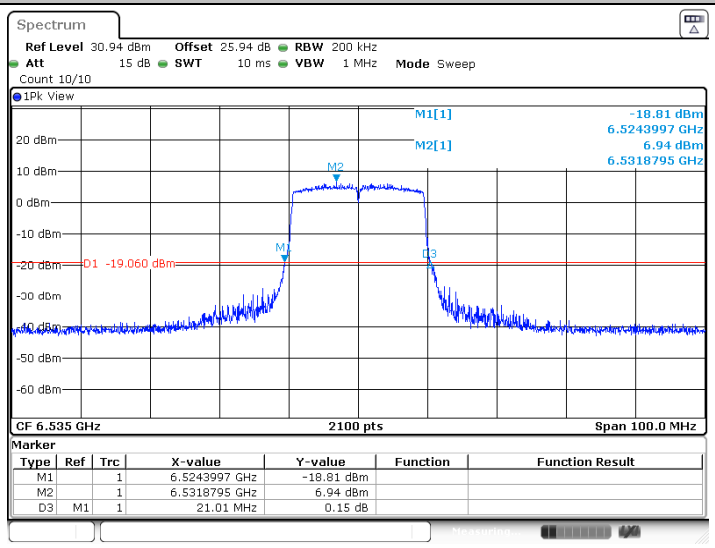


Date: 10.AUG.2024 15:39:55

11AX20MIMO_Ant8_6695

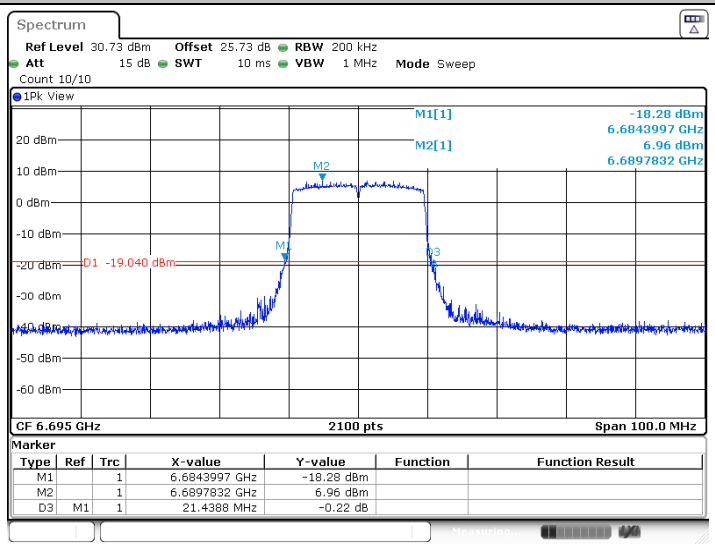


Date: 10.AUG.2024 15:40:55

11AX20MIMO_Ant10_6695

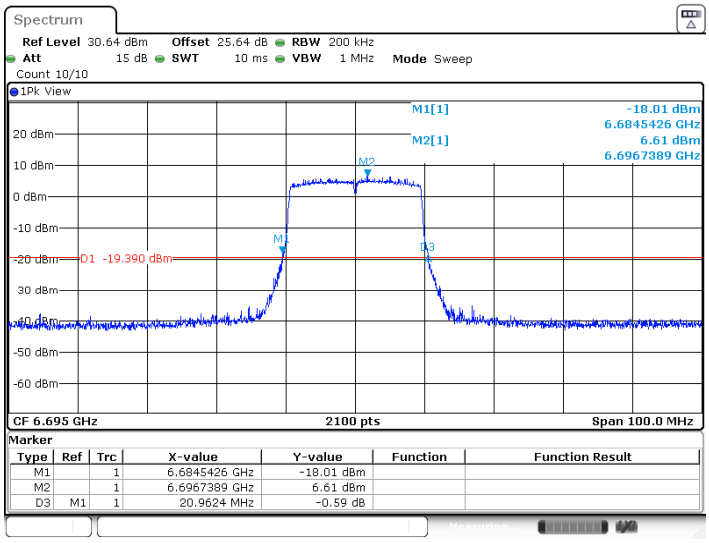


Date: 10.AUG.2024 15:41:38

## 11AX20MIMO_Ant8_6855

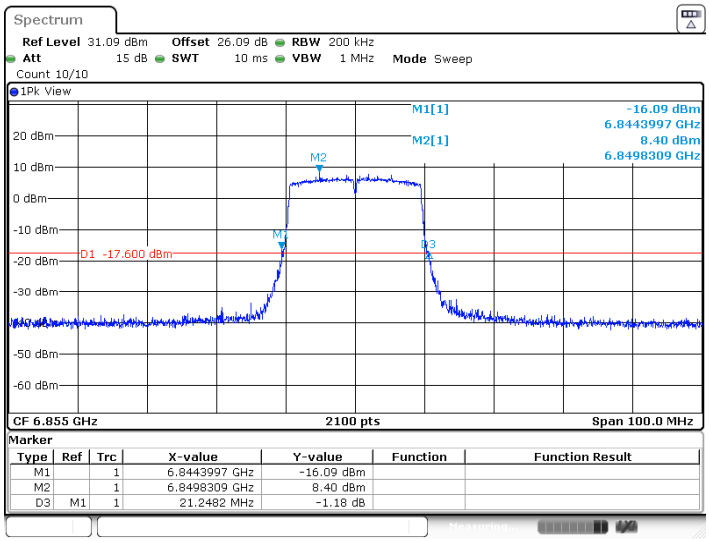


Date: 10.AUG.2024 15:43:27

## 11AX20MIMO_Ant10_6855

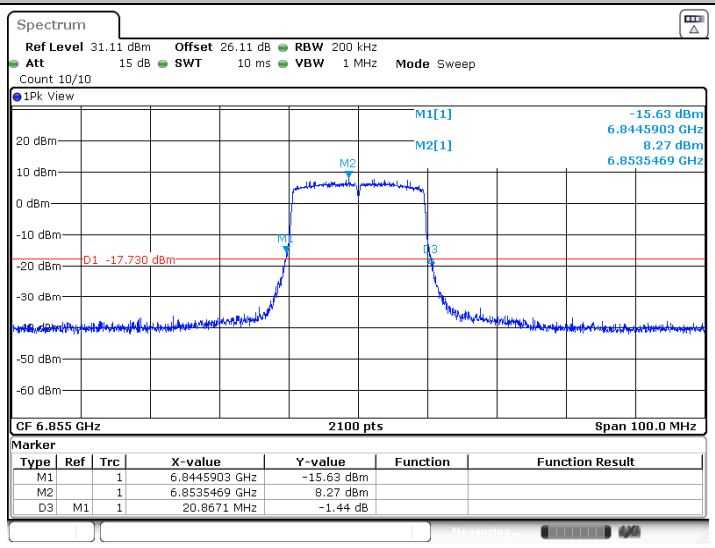


Date: 10.AUG.2024 15:44:10

## 11AX40MIMO_Ant8_5965

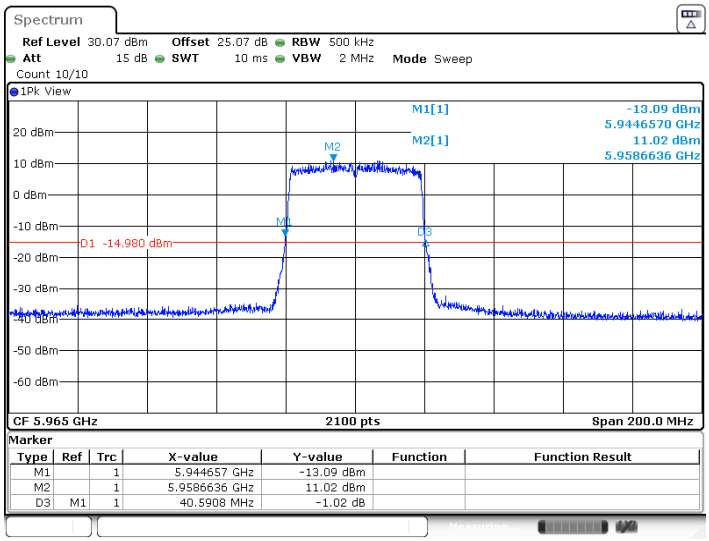


Date: 10.AUG.2024 15:45:40

## 11AX40MIMO_Ant10_5965

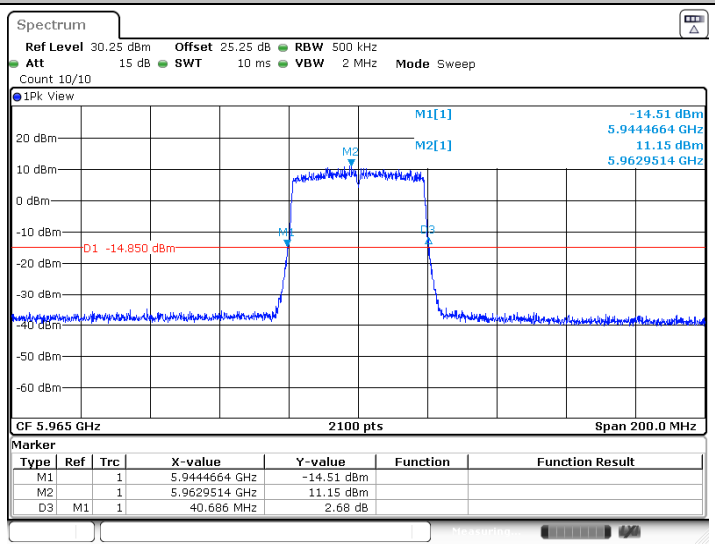


Date: 10.AUG.2024 15:46:31

11AX40MIMO_Ant8_6205

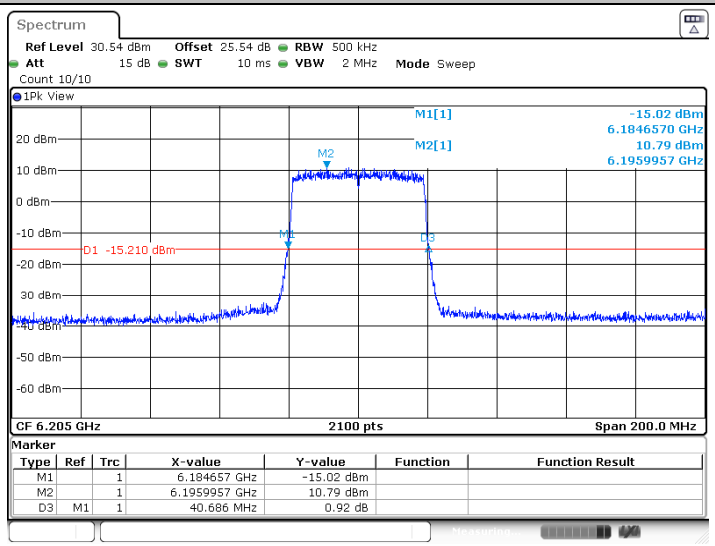


Date: 10.AUG.2024 15:48:11

11AX40MIMO_Ant10_6205

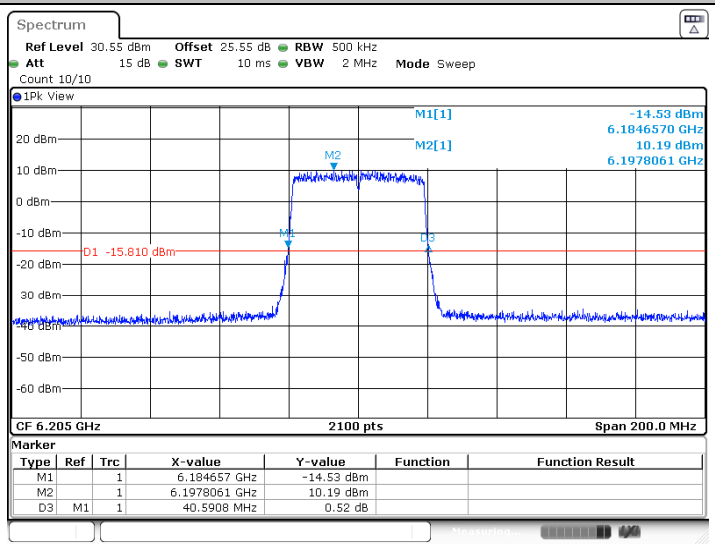


Date: 10.AUG.2024 15:48:54

## 11AX40MIMO_Ant8_6405

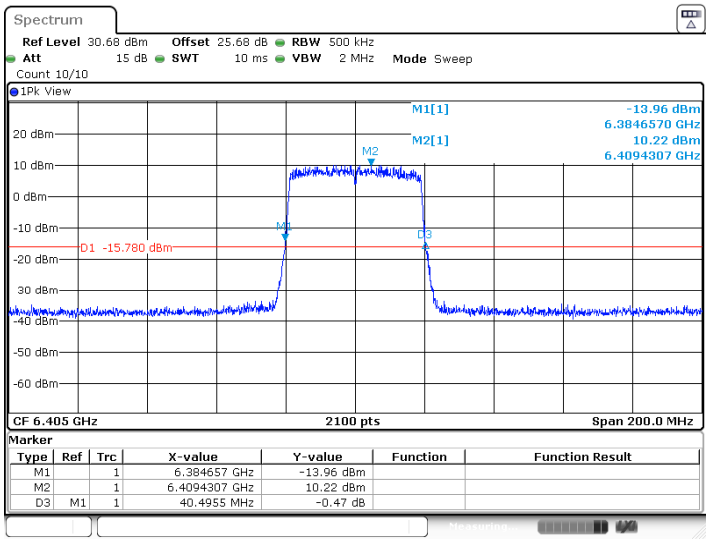


Date: 10.AUG.2024 15:50:00

## 11AX40MIMO_Ant10_6405

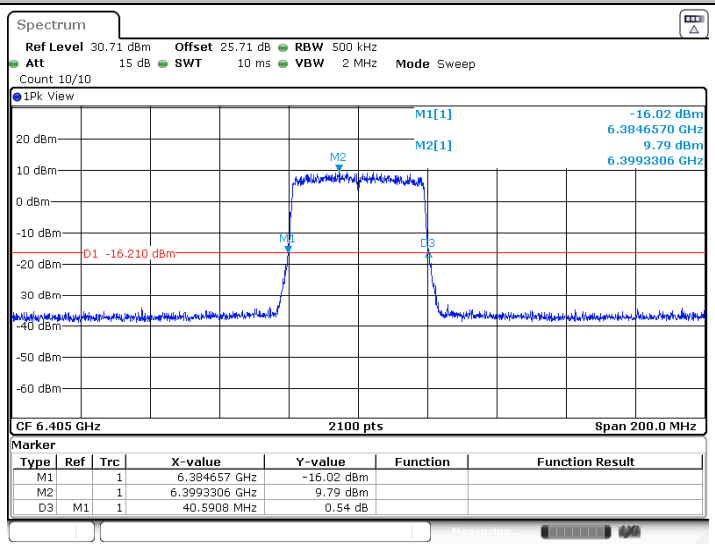


Date: 10.AUG.2024 15:50:43

## 11AX40MIMO_Ant8_6565

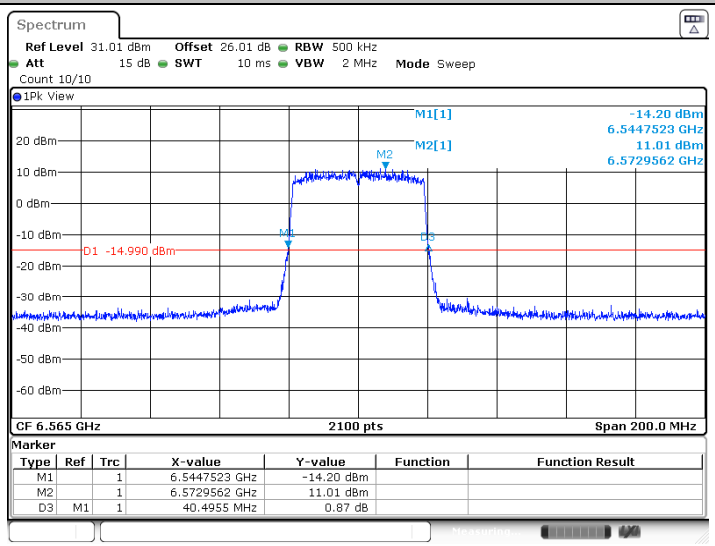


Date: 10.AUG.2024 15:52:27

## 11AX40MIMO_Ant10_6565

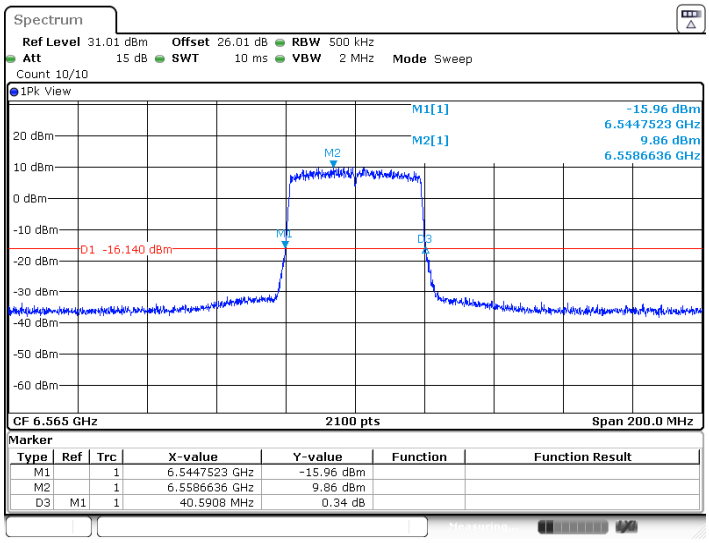


Date: 10.AUG.2024 15:53:12

## 11AX40MIMO_Ant8_6685

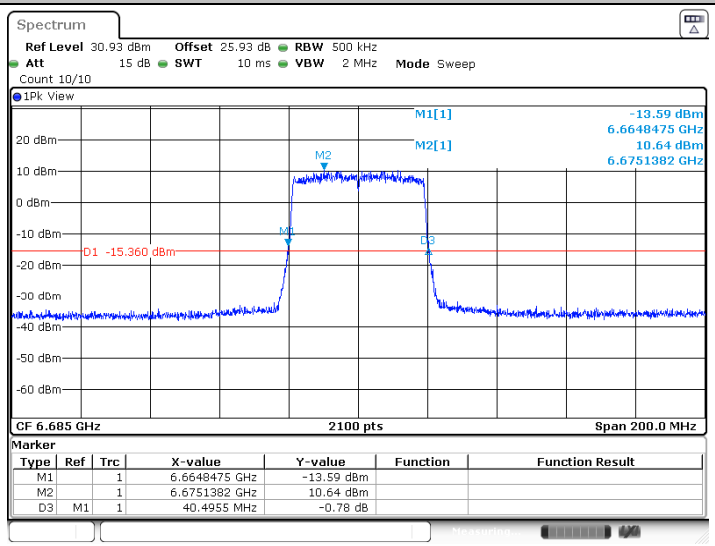


Date: 10.AUG.2024 15:54:08

## 11AX40MIMO_Ant10_6685

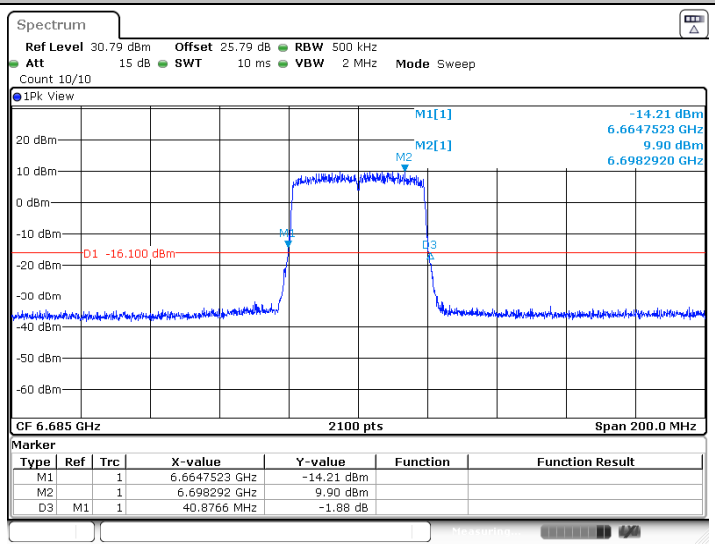


Date: 10.AUG.2024 15:54:51

## 11AX40MIMO_Ant8_6845

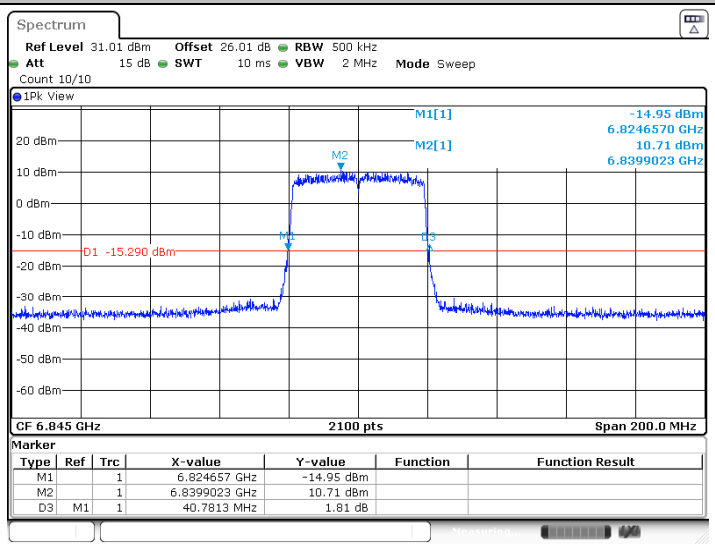


Date: 10.AUG.2024 15:57:55

## 11AX40MIMO_Ant10_6845

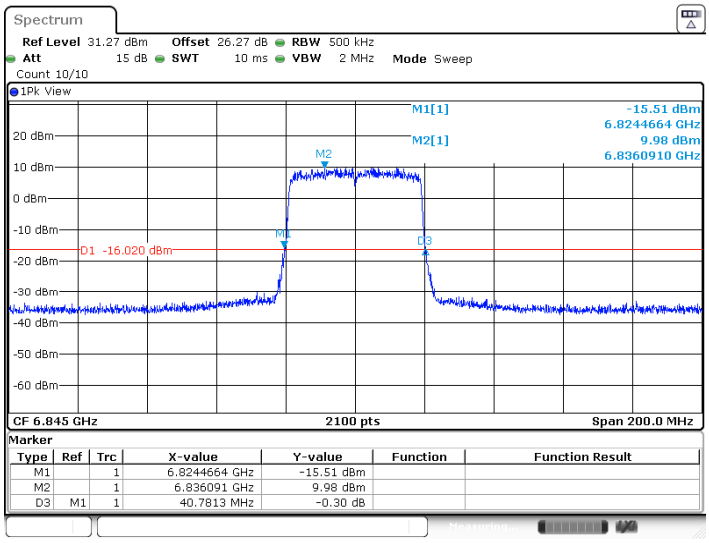


Date: 10.AUG.2024 15:58:38

## 11AX80MIMO_Ant8_5985

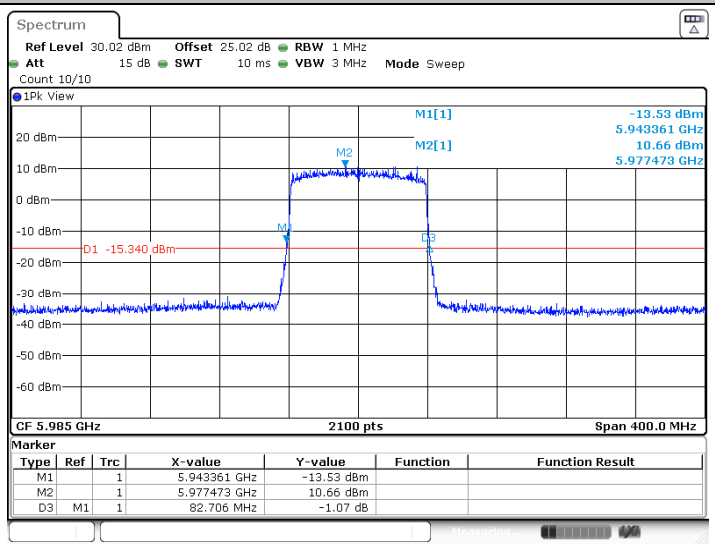


Date: 10.AUG.2024 16:00:40

## 11AX80MIMO_Ant10_5985

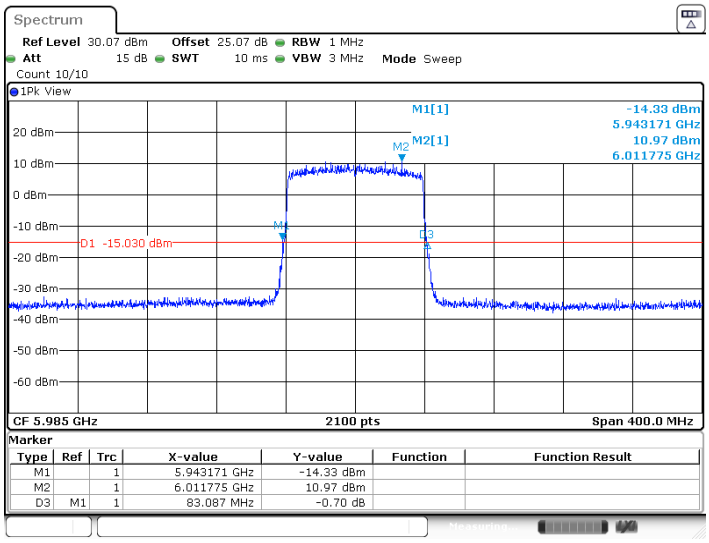


Date: 10.AUG.2024 16:01:31

## 11AX80MIMO_Ant8_6225

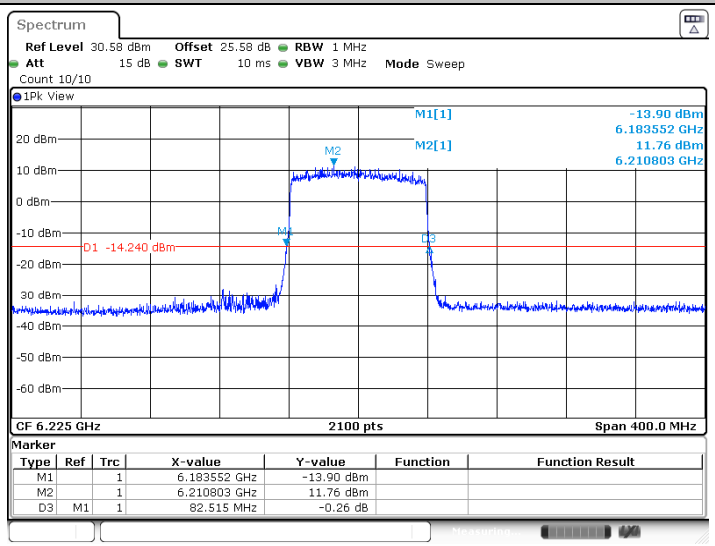


Date: 10.AUG.2024 16:02:41

## 11AX80MIMO_Ant10_6225

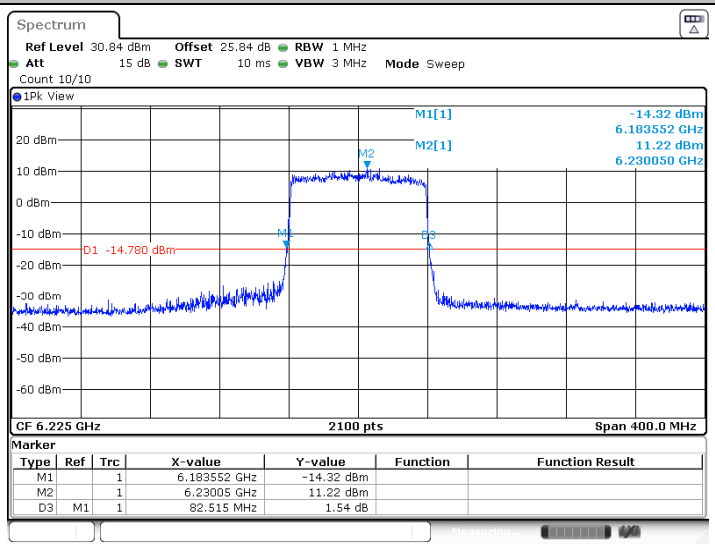


Date: 10.AUG.2024 16:03:24

## 11AX80MIMO_Ant8_6385

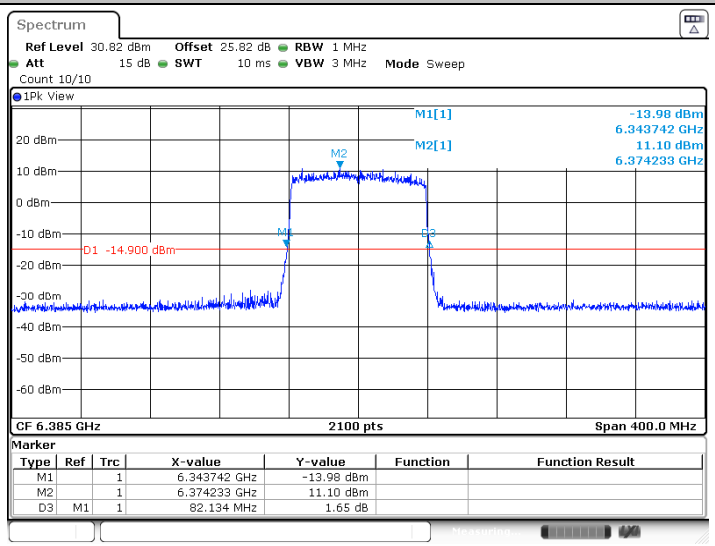


Date: 10.AUG.2024 16:04:29

## 11AX80MIMO_Ant10_6385

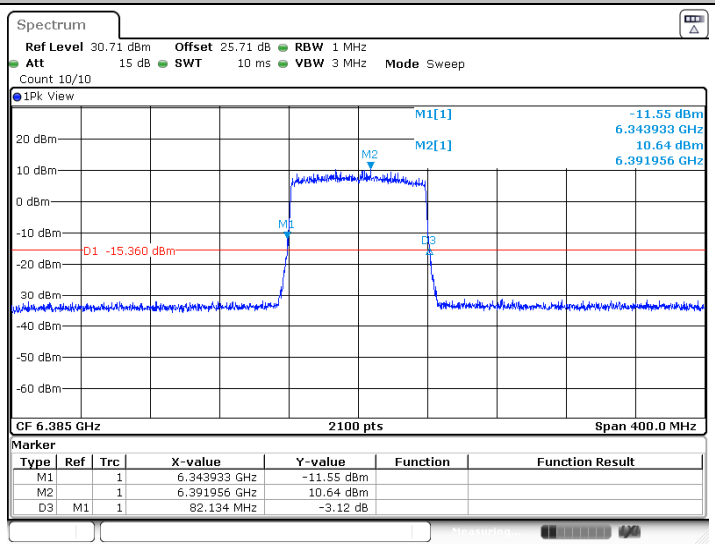


Date: 10.AUG.2024 16:05:14

## 11AX80MIMO_Ant8_6625

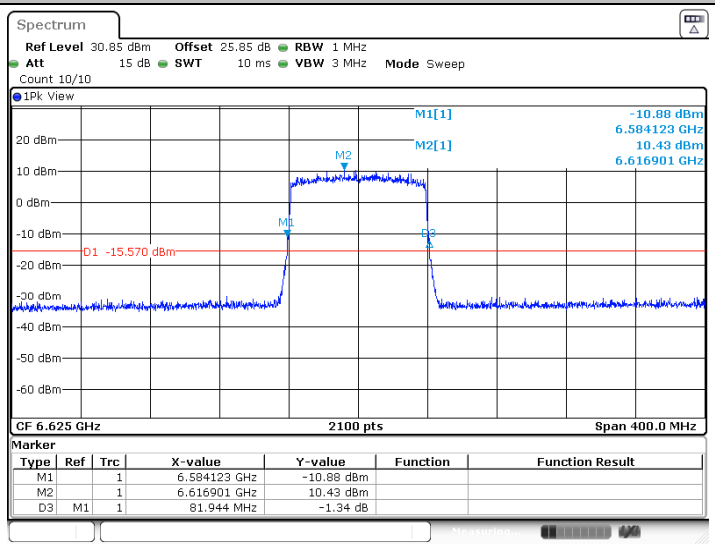


Date: 10.AUG.2024 16:06:42

## 11AX80MIMO_Ant10_6625

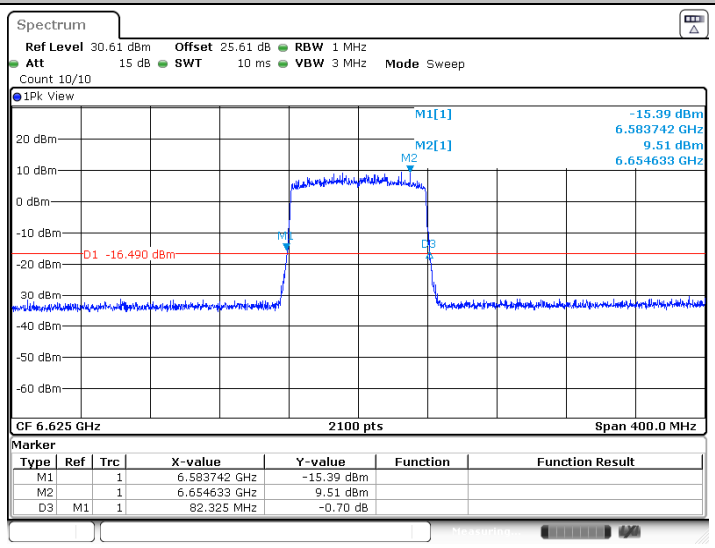


Date: 10.AUG.2024 16:07:25

## 11AX80MIMO_Ant8_6705

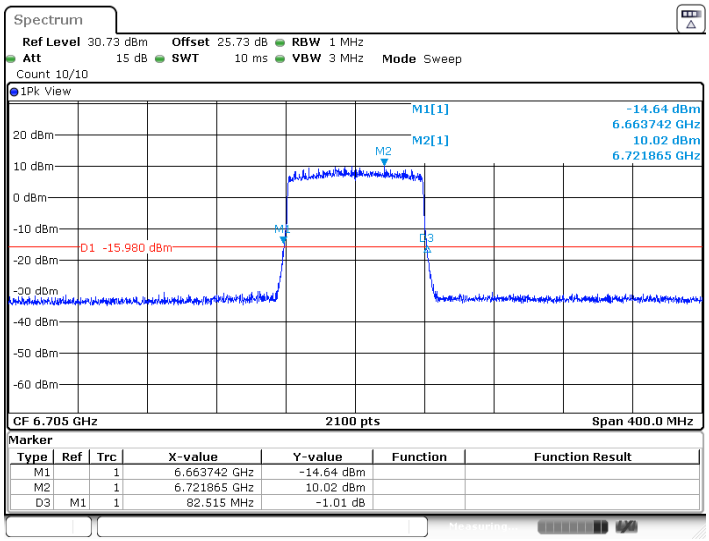


Date: 10.AUG.2024 16:08:25

## 11AX80MIMO_Ant10_6705

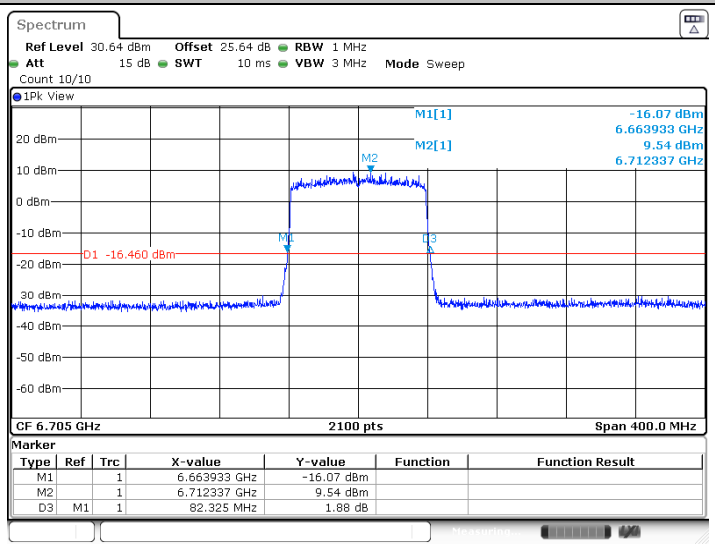


Date: 10.AUG.2024 16:09:08

## 11AX80MIMO_Ant8_6785

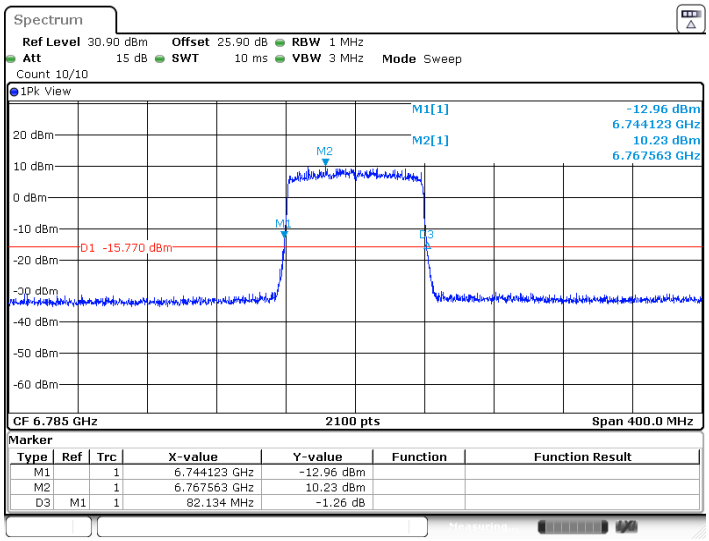


Date: 10.AUG.2024 16:12:45

## 11AX80MIMO_Ant10_6785

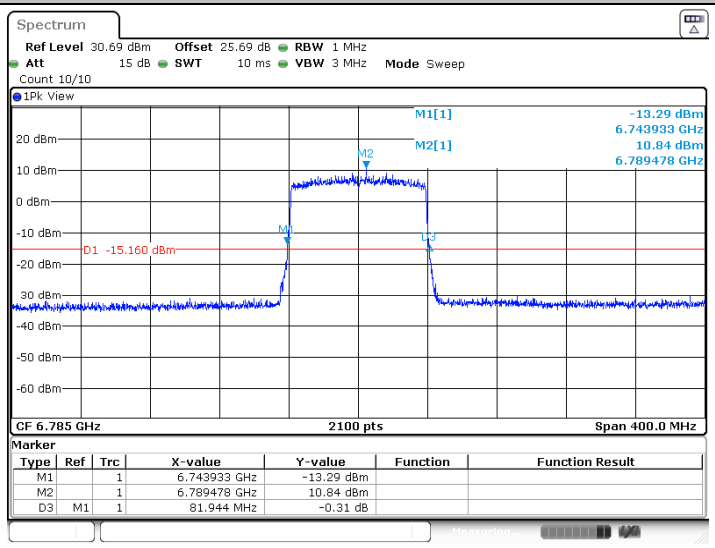


Date: 10.AUG.2024 16:13:27

## 11AX160MIMO_Ant8_6025

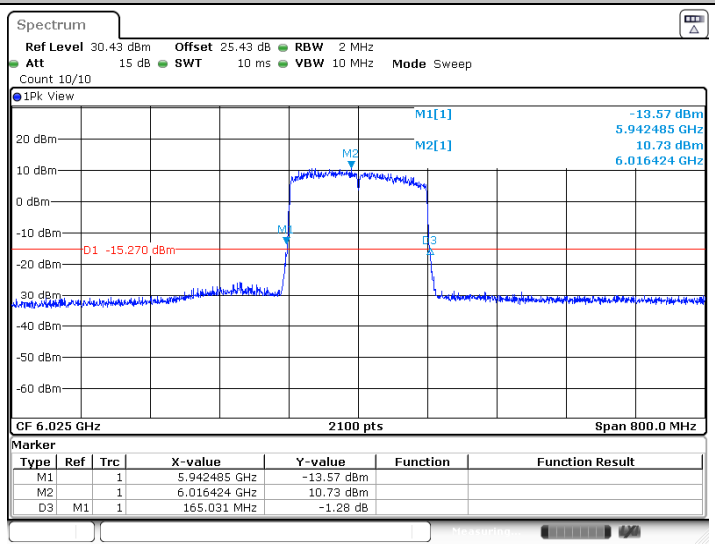


Date: 10.AUG.2024 16:16:34

## 11AX160MIMO_Ant10_6025

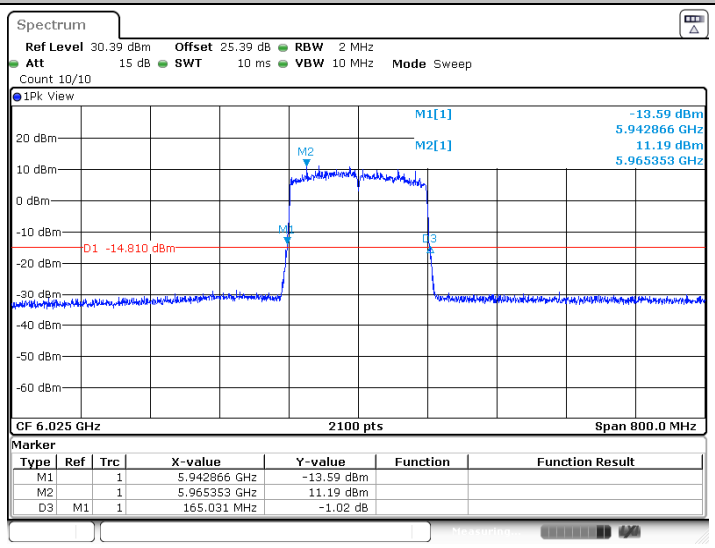


Date: 10.AUG.2024 16:17:27

## 11AX160MIMO_Ant8_6185

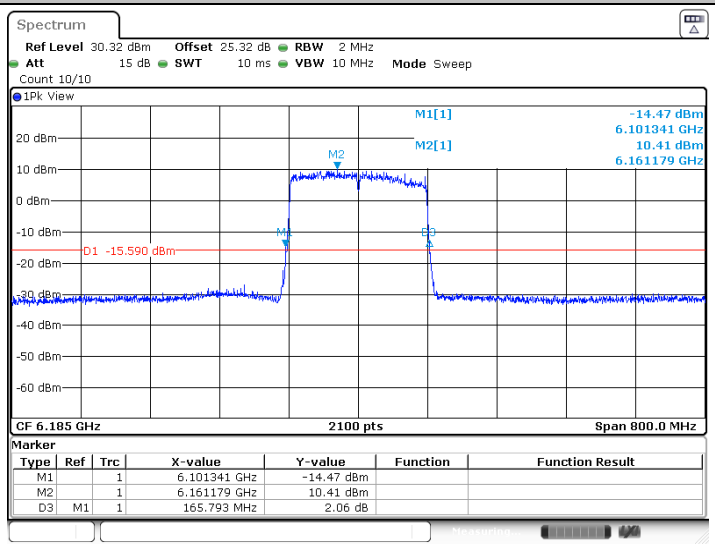


Date: 10.AUG.2024 16:23:29

## 11AX160MIMO_Ant10_6185

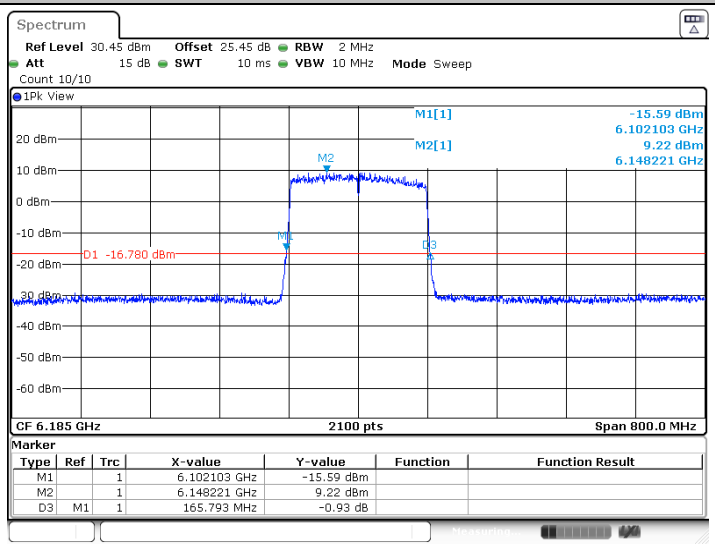


Date: 10.AUG.2024 16:24:12

## 11AX160MIMO_Ant8_6345

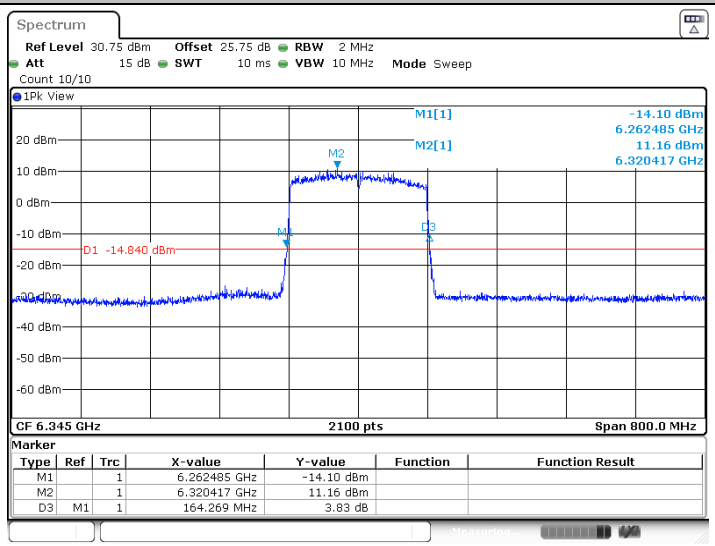


Date: 10.AUG.2024 16:25:14

## 11AX160MIMO_Ant10_6345

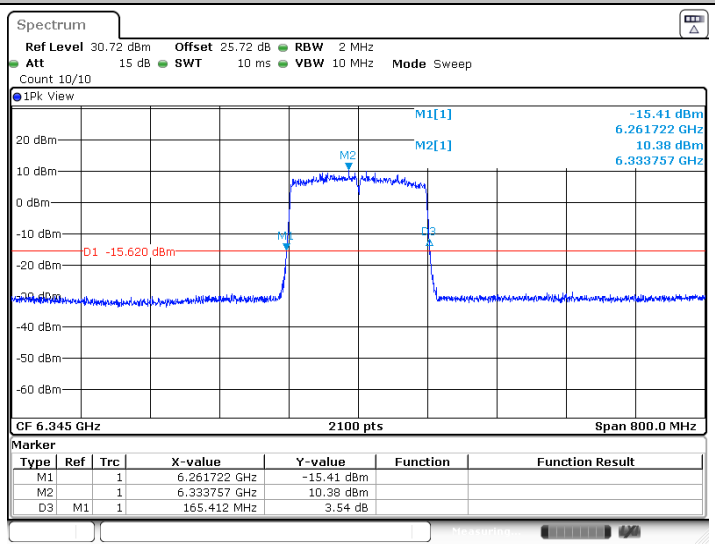


Date: 10.AUG.2024 16:25:57

## 11AX160MIMO_Ant8_6665

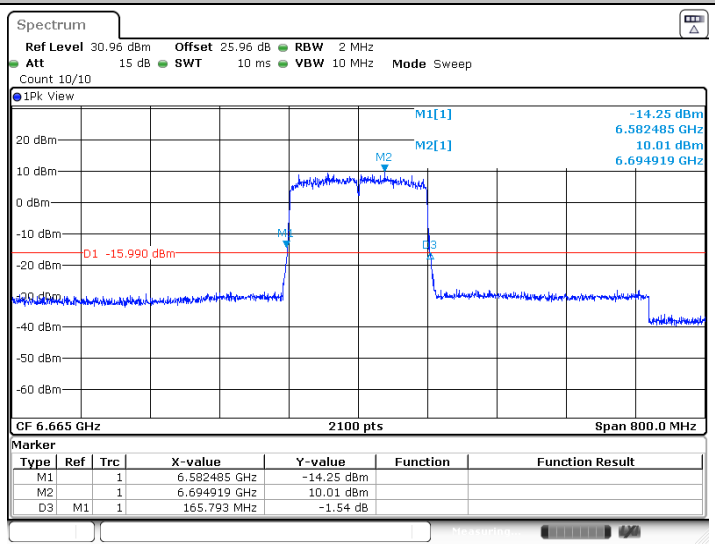


Date: 10.AUG.2024 16:27:29

## 11AX160MIMO_Ant10_6665

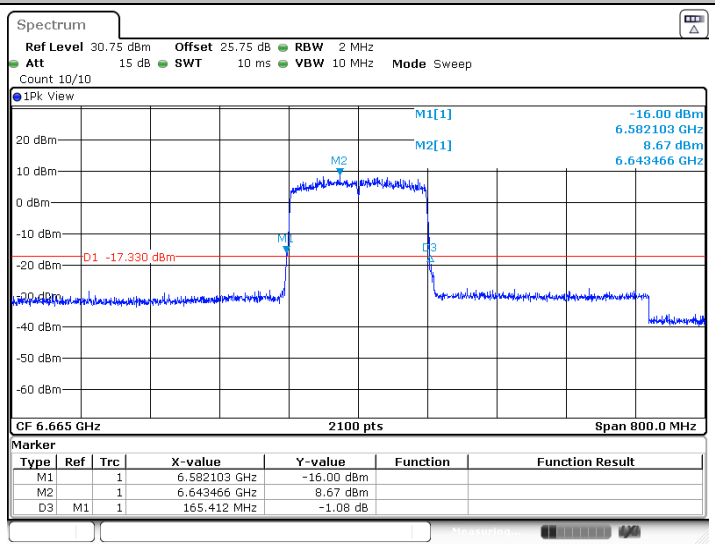


Date: 10.AUG.2024 16:28:12

# Occupied channel bandwidth

## Test Result

| TestMode | Antenna | Freq(MHz) | OCB [MHz] | FL[MHz] | FH[MHz] |
|---|---|---|---|---|---|
| 11A-CDD | Ant8 | 5955 | 16.705 | 5946.5905 | 5963.2952 |
| | Ant10 | 5955 | 16.610 | 5946.6857 | 5963.2952 |
| | Ant8 | 6195 | 16.743 | 6186.5333 | 6203.2762 |
| | Ant10 | 6195 | 16.629 | 6186.6476 | 6203.2762 |
| | Ant8 | 6415 | 16.724 | 6406.5524 | 6423.2762 |
| | Ant10 | 6415 | 16.610 | 6406.6667 | 6423.2762 |
| | Ant8 | 6535 | 16.724 | 6526.5524 | 6543.2762 |
| | Ant10 | 6535 | 16.629 | 6526.6667 | 6543.2952 |
| | Ant8 | 6695 | 16.705 | 6686.5714 | 6703.2762 |
| | Ant10 | 6695 | 16.629 | 6686.6667 | 6703.2952 |
| | Ant8 | 6855 | 16.705 | 6846.5714 | 6863.2762 |
| | Ant10 | 6855 | 16.610 | 6846.6667 | 6863.2762 |
| 11AX20MIMO -CDD | Ant8 | 5955 | 19.029 | 5945.4667 | 5964.4952 |
| | Ant10 | 5955 | 19.029 | 5945.4667 | 5964.4952 |
| | Ant8 | 6195 | 19.067 | 6185.4286 | 6204.4952 |
| | Ant10 | 6195 | 19.067 | 6185.4286 | 6204.4952 |
| | Ant8 | 6415 | 19.048 | 6405.4476 | 6424.4952 |
| | Ant10 | 6415 | 19.048 | 6405.4476 | 6424.4952 |
| | Ant8 | 6535 | 19.048 | 6525.4476 | 6544.4952 |
| | Ant10 | 6535 | 19.048 | 6525.4476 | 6544.4952 |
| | Ant8 | 6695 | 19.029 | 6685.4667 | 6704.4952 |
| | Ant10 | 6695 | 19.048 | 6685.4476 | 6704.4952 |
| | Ant8 | 6855 | 19.029 | 6845.4667 | 6864.4952 |
| | Ant10 | 6855 | 19.048 | 6845.4476 | 6864.4952 |
| 11AX40MIMO -CDD | Ant8 | 5965 | 37.867 | 5946.0476 | 5983.9143 |
| | Ant10 | 5965 | 37.905 | 5946.0476 | 5983.9524 |
| | Ant8 | 6205 | 37.943 | 6186.0095 | 6223.9524 |
| | Ant10 | 6205 | 37.943 | 6185.9714 | 6223.9143 |
| | Ant8 | 6405 | 37.943 | 6385.9714 | 6423.9143 |
| | Ant10 | 6405 | 37.905 | 6386.0095 | 6423.9143 |
| | Ant8 | 6565 | 37.943 | 6546.0095 | 6583.9524 |
| | Ant10 | 6565 | 37.943 | 6546.0095 | 6583.9524 |
| | Ant8 | 6685 | 37.867 | 6666.0476 | 6703.9143 |
| | Ant10 | 6685 | 37.981 | 6665.9714 | 6703.9524 |

| | | | | | |
|---|---|---|---|---|---|
| | Ant8 | 6845 | 37.943 | 6826.0095 | 6863.9524 |
| | Ant10 | 6845 | 37.905 | 6826.0095 | 6863.9143 |
| 11AX80MIMO -CDD | Ant8 | 5985 | 77.410 | 5946.2571 | 6023.6667 |
| | Ant10 | 5985 | 77.410 | 5946.2571 | 6023.6667 |
| | Ant8 | 6225 | 77.562 | 6186.1048 | 6263.6667 |
| | Ant10 | 6225 | 77.562 | 6186.1810 | 6263.7429 |
| | Ant8 | 6385 | 77.562 | 6346.1048 | 6423.6667 |
| | Ant10 | 6385 | 77.410 | 6346.1810 | 6423.5905 |
| | Ant8 | 6625 | 77.410 | 6586.2571 | 6663.6667 |
| | Ant10 | 6625 | 77.333 | 6586.3333 | 6663.6667 |
| | Ant8 | 6705 | 77.410 | 6666.2571 | 6743.6667 |
| | Ant10 | 6705 | 77.486 | 6666.2571 | 6743.7429 |
| | Ant8 | 6785 | 77.486 | 6746.1810 | 6823.6667 |
| | Ant10 | 6785 | 77.486 | 6746.2571 | 6823.7429 |
| 11AX160MIMO -CDD | Ant8 | 6025 | 156.495 | 5946.2952 | 6102.7905 |
| | Ant10 | 6025 | 156.648 | 5946.2952 | 6102.9429 |
| | Ant8 | 6185 | 157.105 | 6105.9905 | 6263.0952 |
| | Ant10 | 6185 | 157.105 | 6106.1429 | 6263.2476 |
| | Ant8 | 6345 | 156.952 | 6266.1429 | 6423.0952 |
| | Ant10 | 6345 | 156.952 | 6266.2952 | 6423.2476 |
| | Ant8 | 6665 | 157.105 | 6586.6000 | 6743.7048 |
| | Ant10 | 6665 | 156.800 | 6586.7524 | 6743.5524 |

## Test Graphs

### 11A-CDD_Ant8_5955

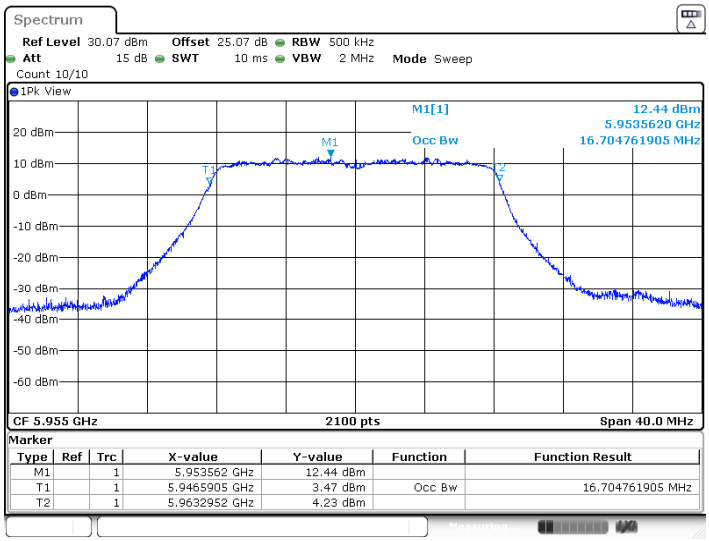


Date: 10.AUG.2024 15:14:29

### 11A-CDD_Ant10_5955

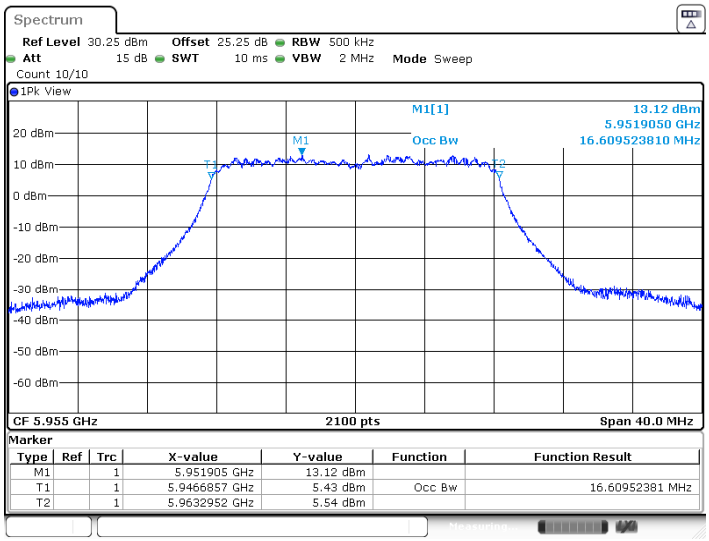


Date: 10.AUG.2024 15:15:25

## 11A-CDD_Ant8_6195

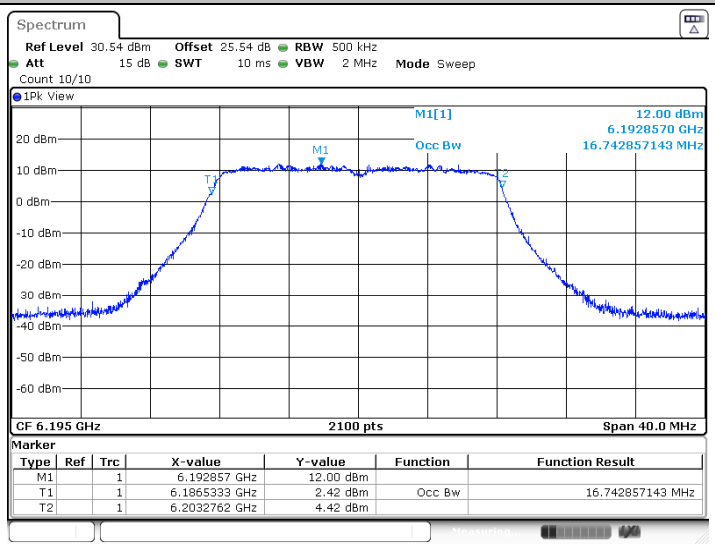


Date: 10.AUG.2024 15:17:09

## 11A-CDD_Ant10_6195

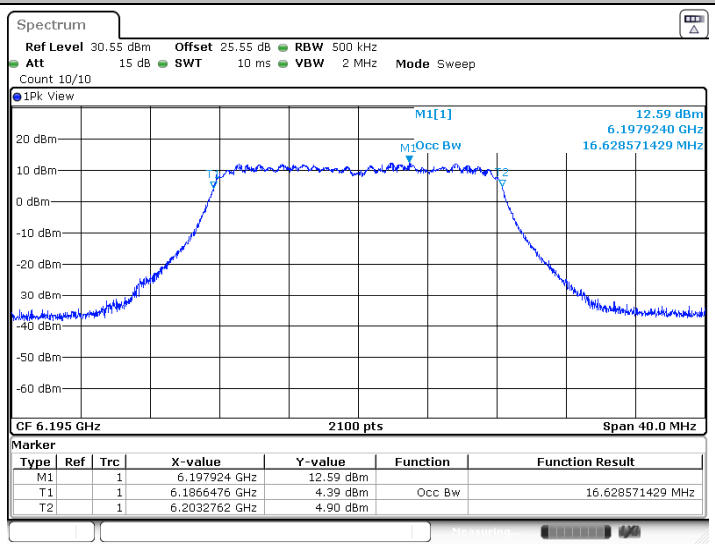


Date: 10.AUG.2024 15:17:53

## 11A-CDD_Ant8_6415

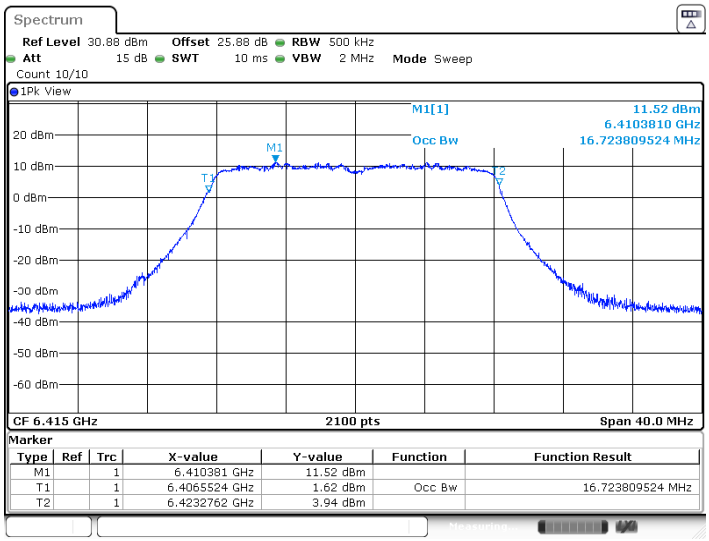


Date: 10.AUG.2024 15:18:48

## 11A-CDD_Ant10_6415

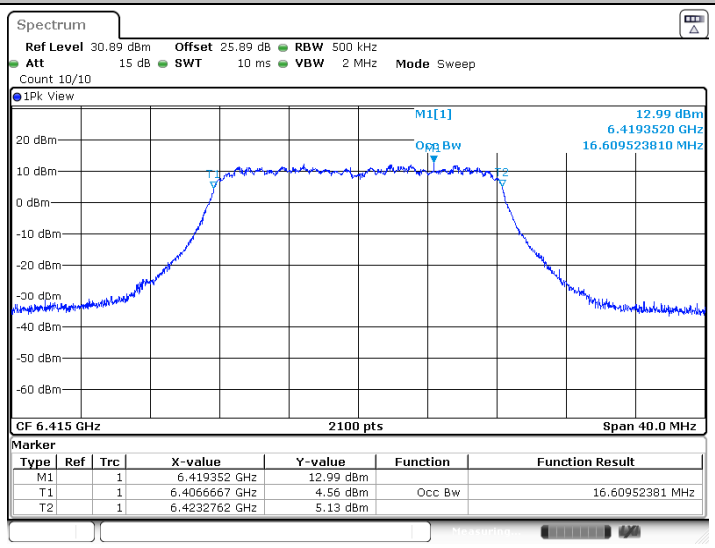


Date: 10.AUG.2024 15:19:30

## 11A-CDD_Ant8_6535

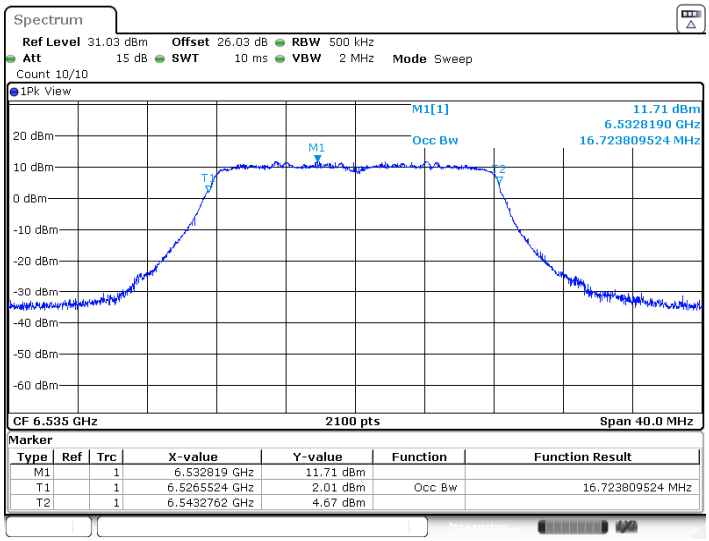


Date: 10.AUG.2024 15:20:43

## 11A-CDD_Ant10_6535

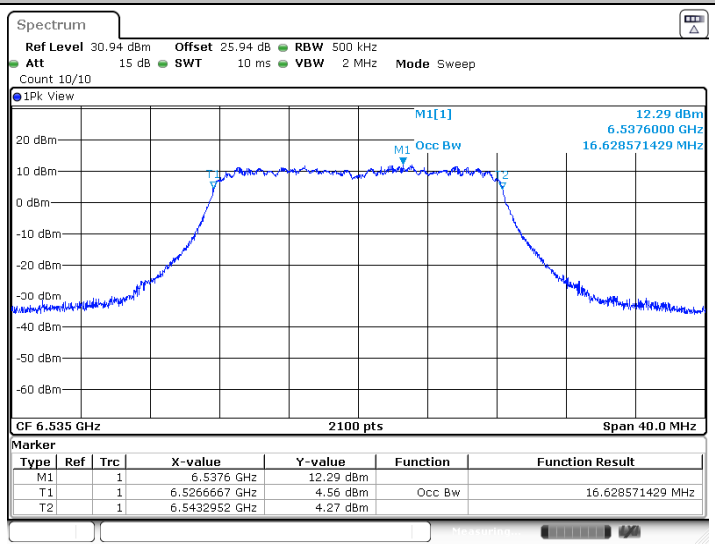


Date: 10.AUG.2024 15:21:26

## 11A-CDD_Ant8_6695

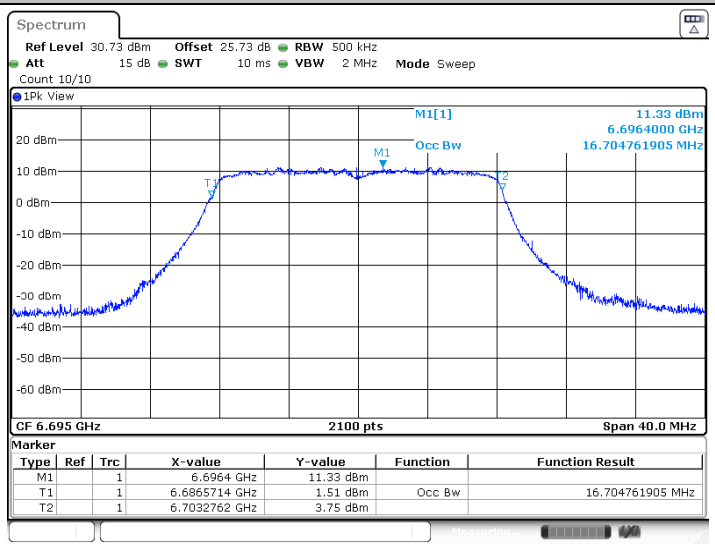


Date: 10.AUG.2024 15:22:23

## 11A-CDD_Ant10_6695

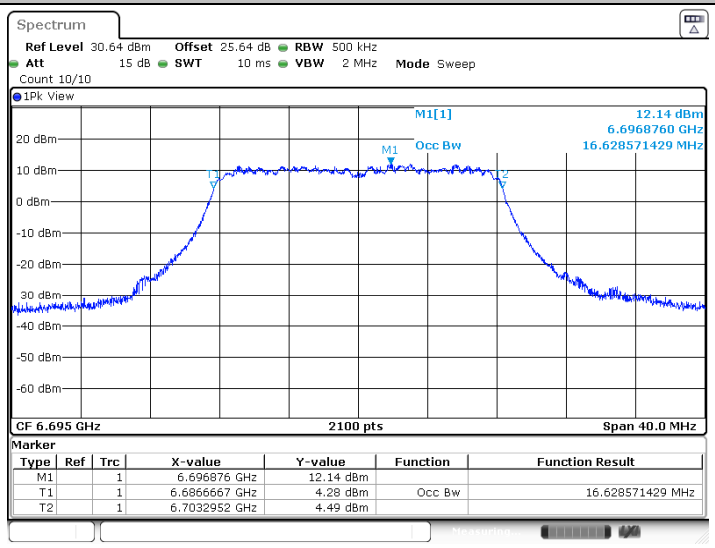


Date: 10.AUG.2024 15:23:06

## 11A-CDD_Ant8_6855

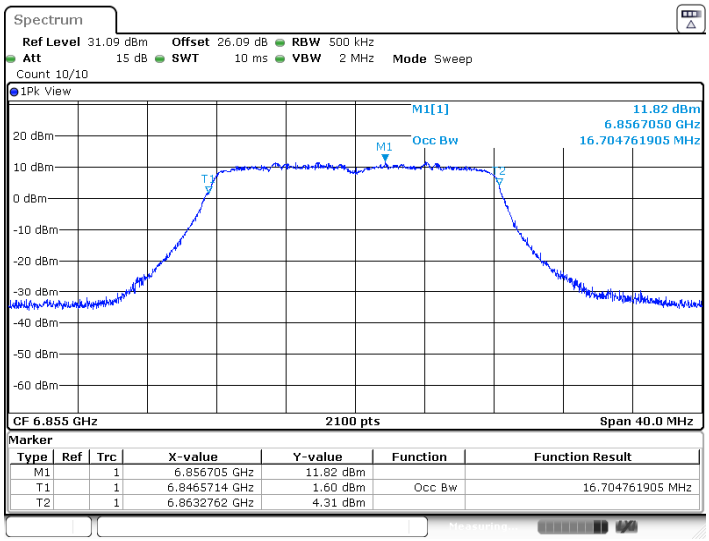


Date: 10.AUG.2024 15:24:00

## 11A-CDD_Ant10_6855

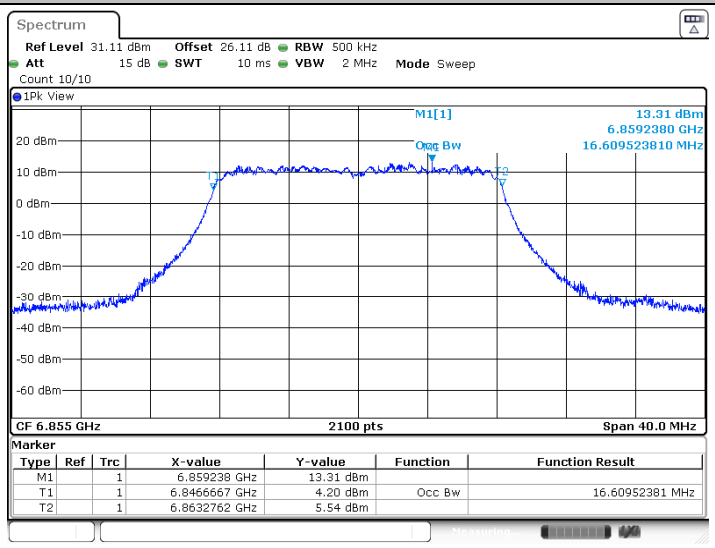


Date: 10.AUG.2024 15:24:43

## 11AX20MIMO_Ant8_5955

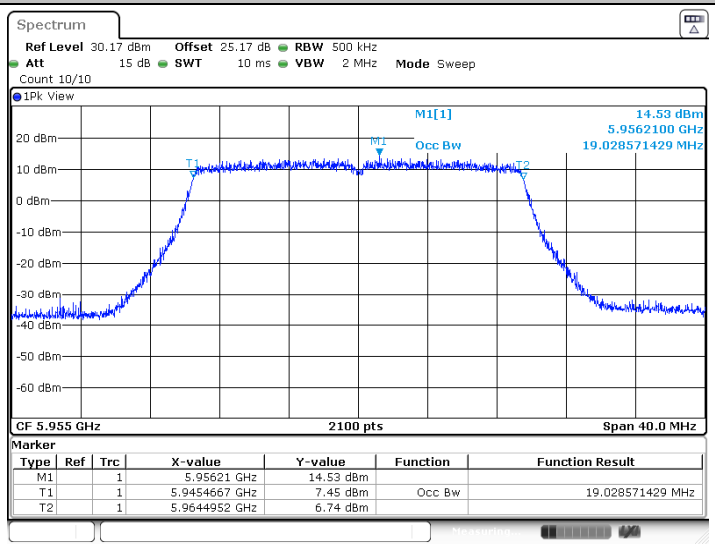


Date: 10.AUG.2024 15:28:06

## 11AX20MIMO_Ant10_5955

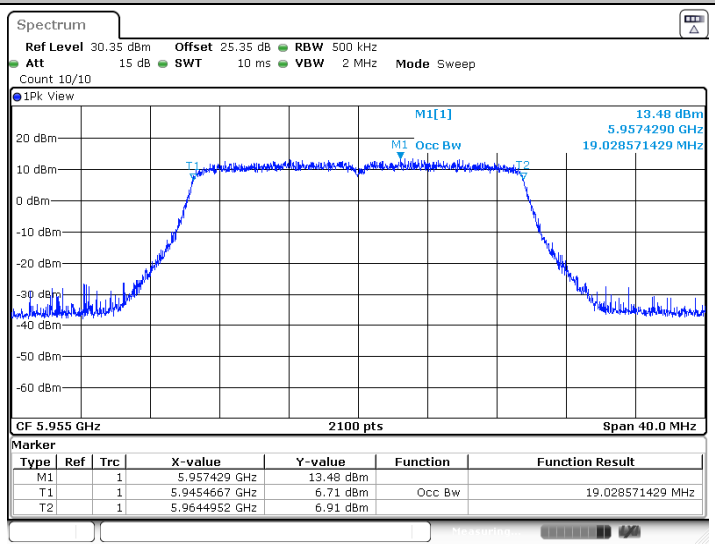


Date: 10.AUG.2024 15:28:57

## 11AX20MIMO_Ant8_6195

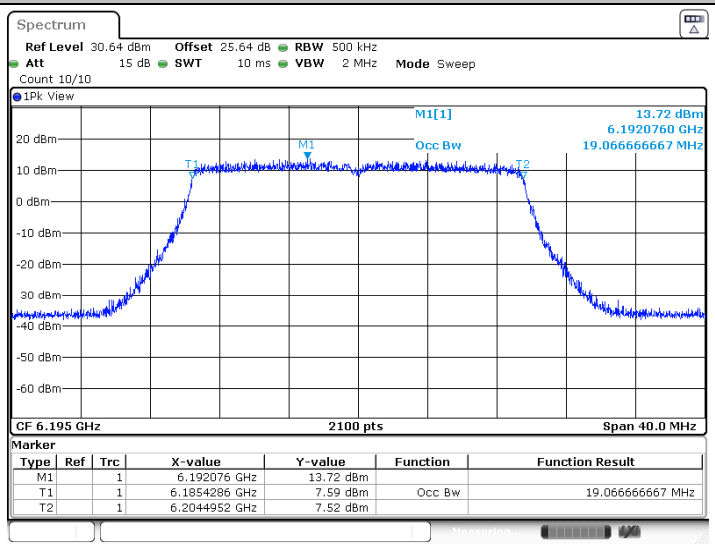


Date: 10.AUG.2024 15:33:15

## 11AX20MIMO_Ant10_6195

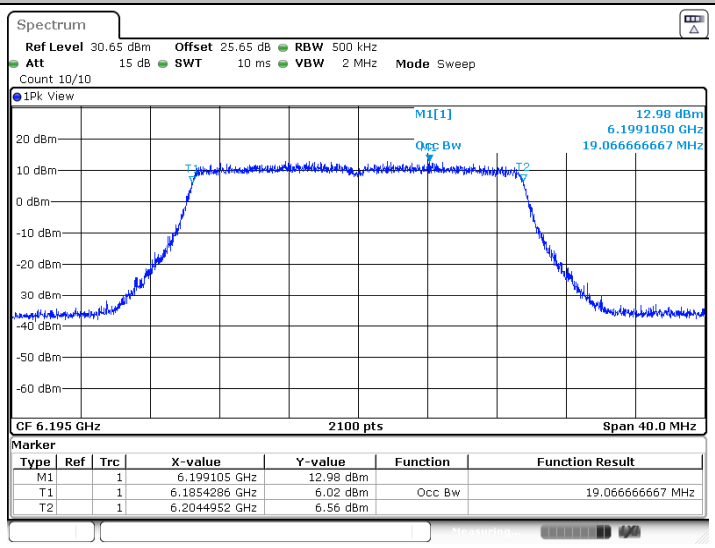


Date: 10.AUG.2024 15:33:58

## 11AX20MIMO_Ant8_6415

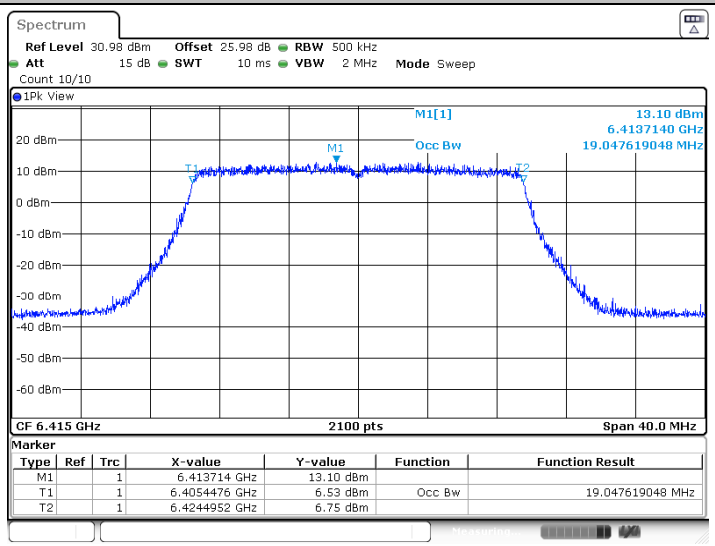


Date: 10.AUG.2024 15:34:56

## 11AX20MIMO_Ant10_6415

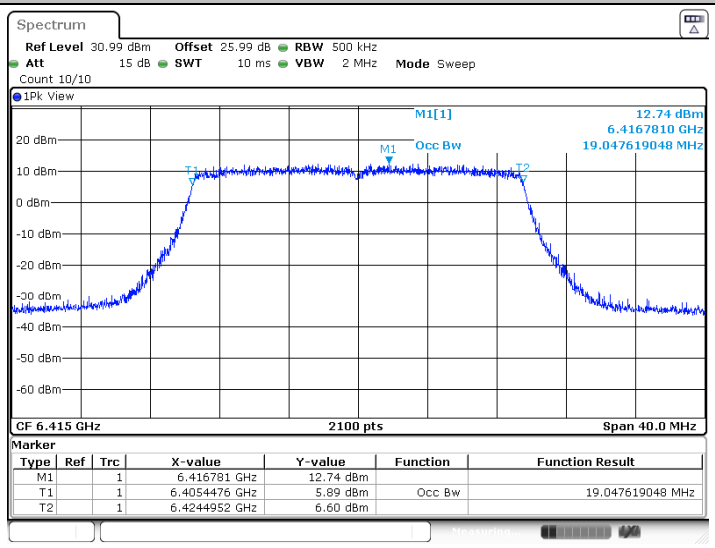


Date: 10.AUG.2024 15:35:38

11AX20MIMO_Ant8_6535

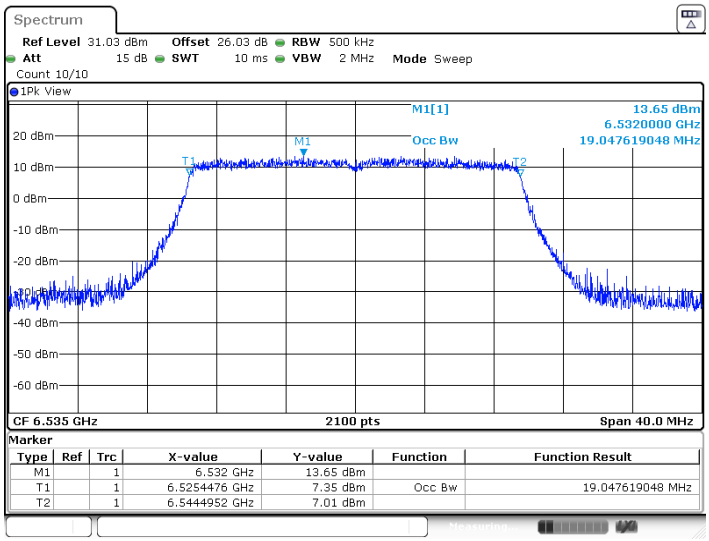


Date: 10.AUG.2024 15:39:16

11AX20MIMO_Ant10_6535

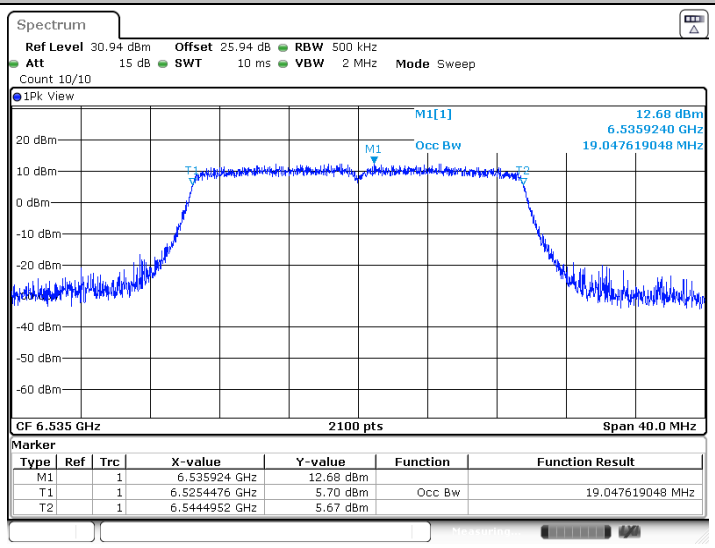


Date: 10.AUG.2024 15:40:01

## 11AX20MIMO_Ant8_6695

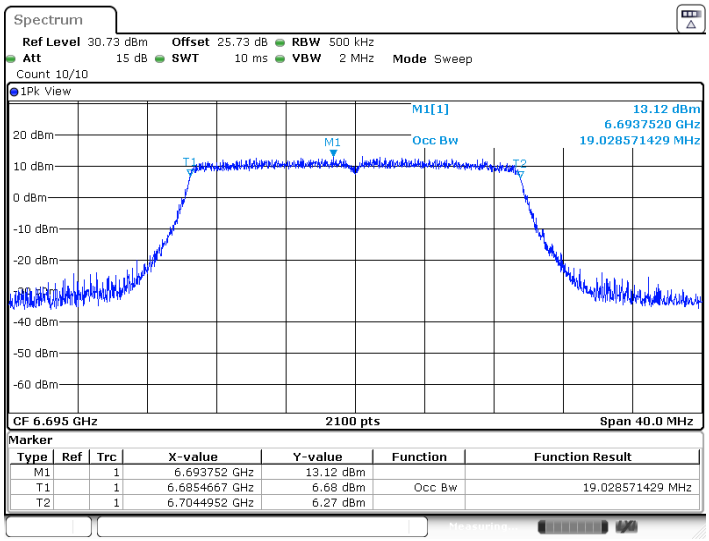


Date: 10.AUG.2024 15:41:01

## 11AX20MIMO_Ant10_6695

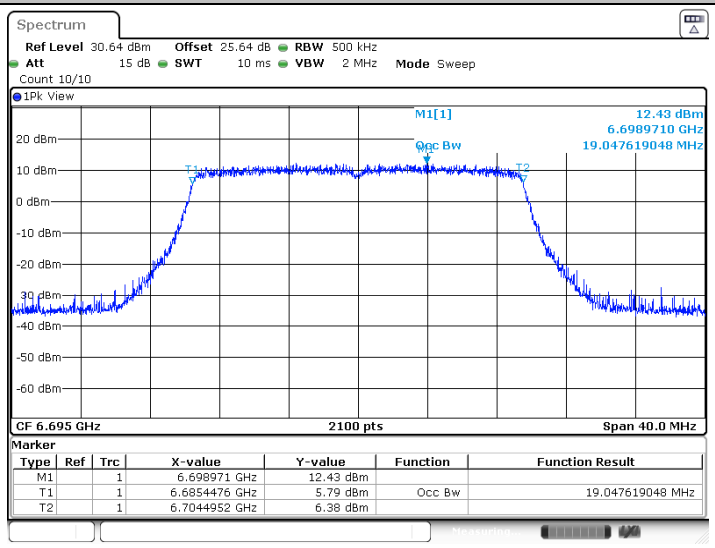


Date: 10.AUG.2024 15:41:43

## 11AX20MIMO_Ant8_6855

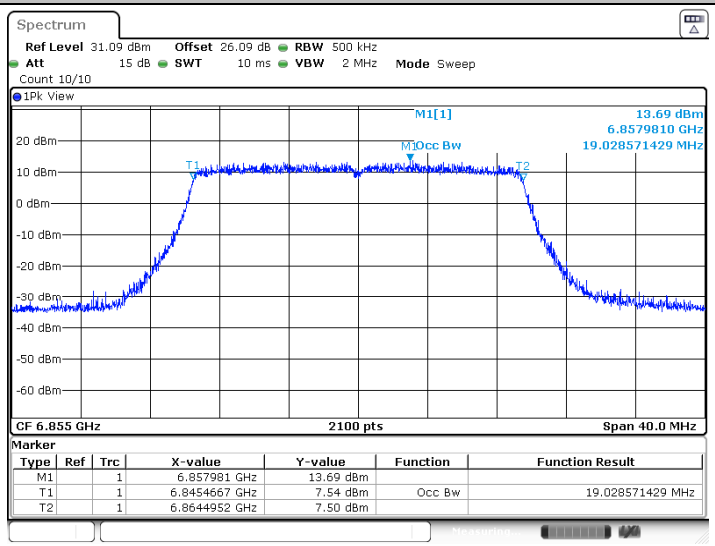


Date: 10.AUG.2024 15:43:33

## 11AX20MIMO_Ant10_6855

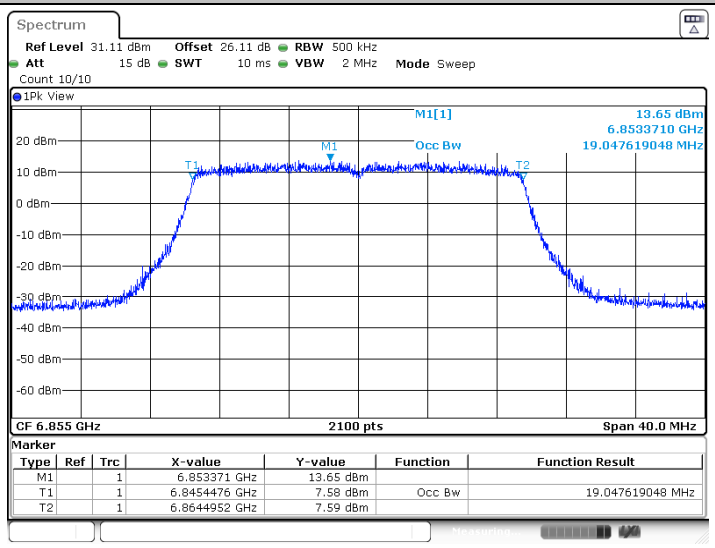


Date: 10.AUG.2024 15:44:16

## 11AX40MIMO_Ant8_5965

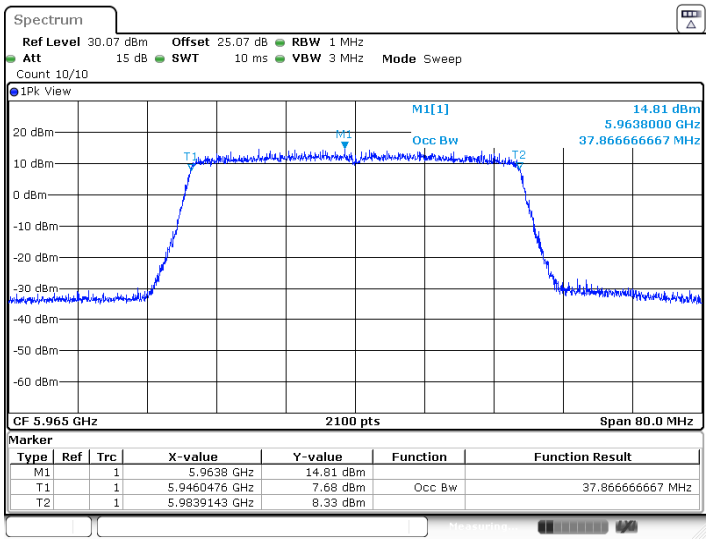


Date: 10.AUG.2024 15:45:45

## 11AX40MIMO_Ant10_5965

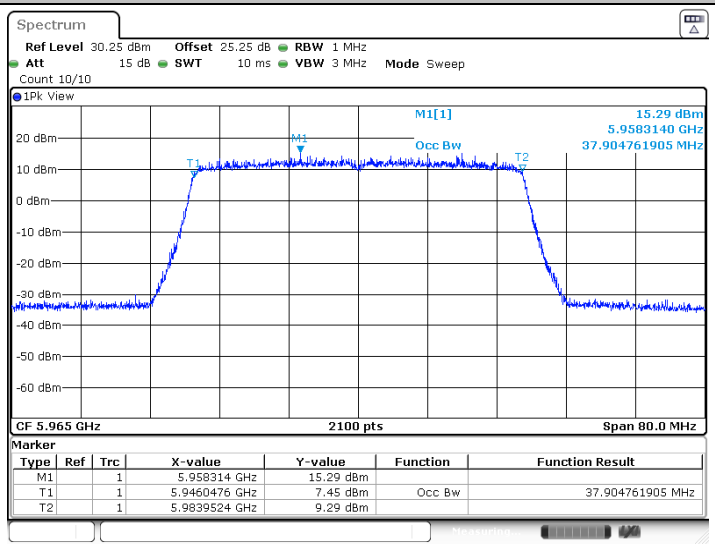


Date: 10.AUG.2024 15:46:36

## 11AX40MIMO_Ant8_6205

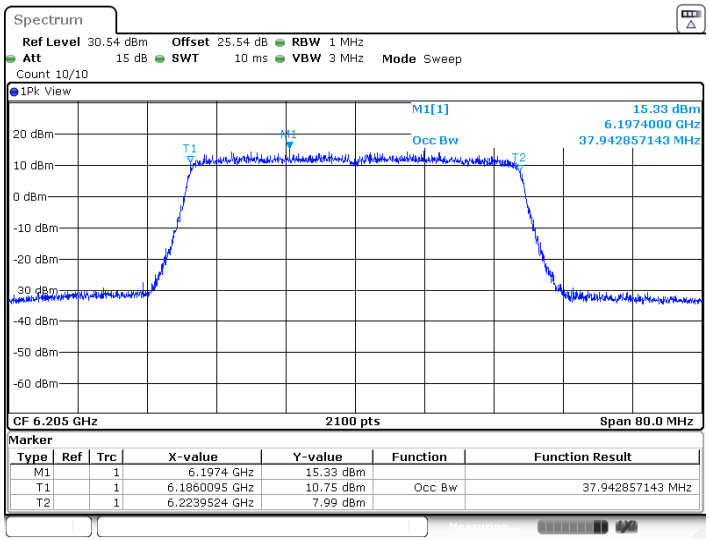


Date: 10.AUG.2024 15:48:17

## 11AX40MIMO_Ant10_6205

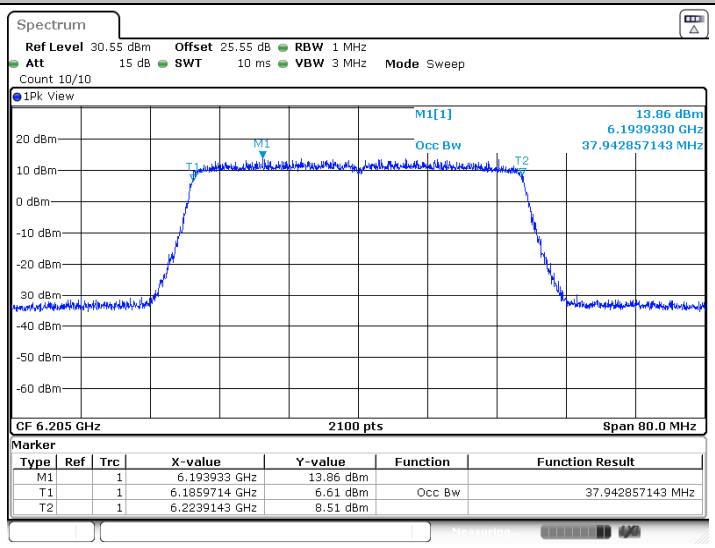


Date: 10.AUG.2024 15:48:59

## 11AX40MIMO_Ant8_6405

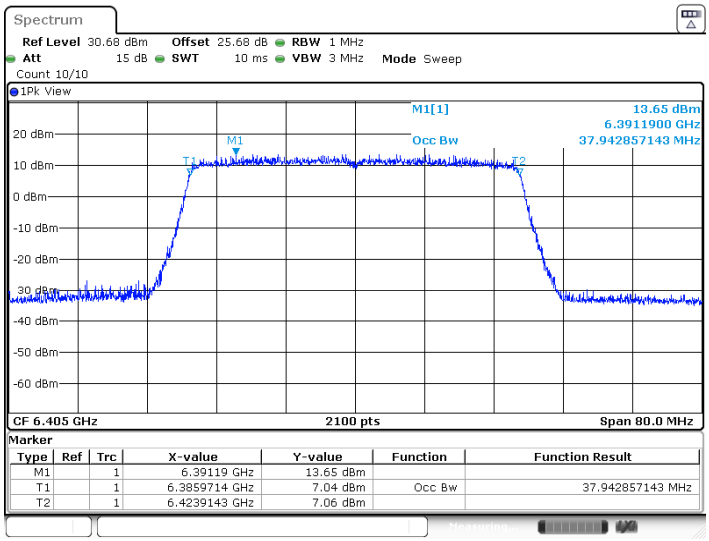


Date: 10.AUG.2024 15:50:05

## 11AX40MIMO_Ant10_6405

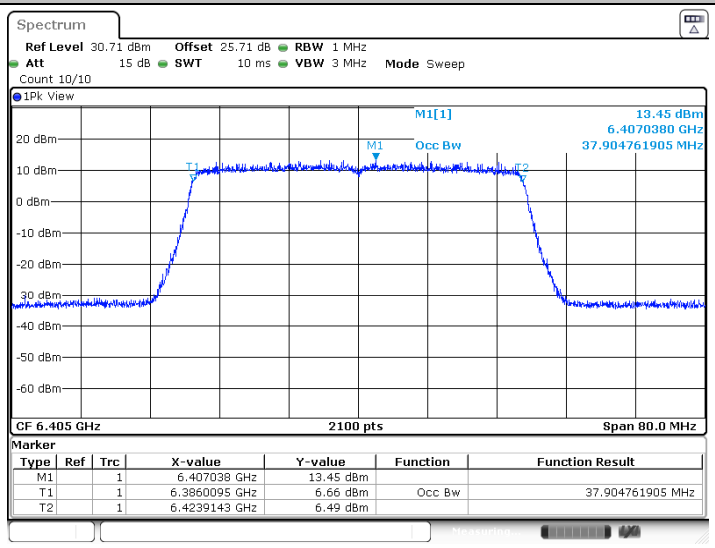


Date: 10.AUG.2024 15:50:48

## 11AX40MIMO_Ant8_6565

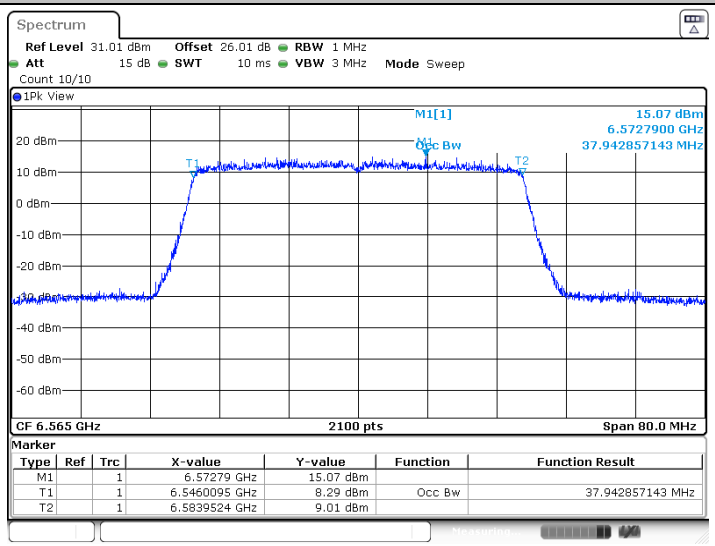


Date: 10.AUG.2024 15:52:32

## 11AX40MIMO_Ant10_6565

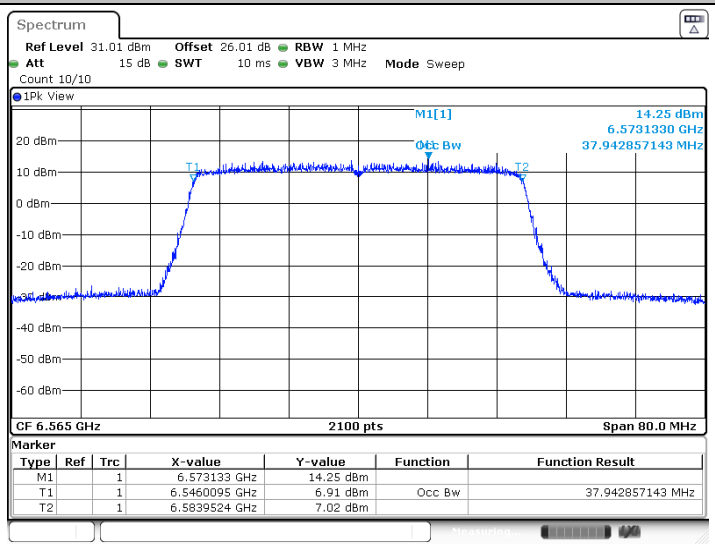


Date: 10.AUG.2024 15:53:17

## 11AX40MIMO_Ant8_6685

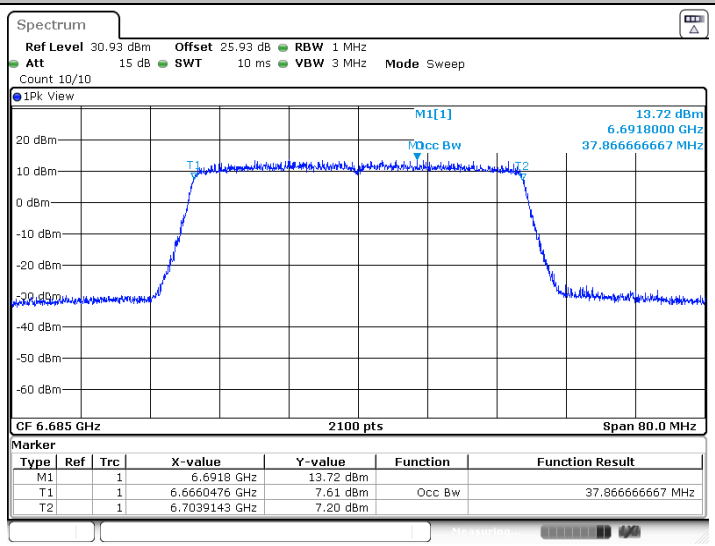


Date: 10.AUG.2024 15:54:13

## 11AX40MIMO_Ant10_6685

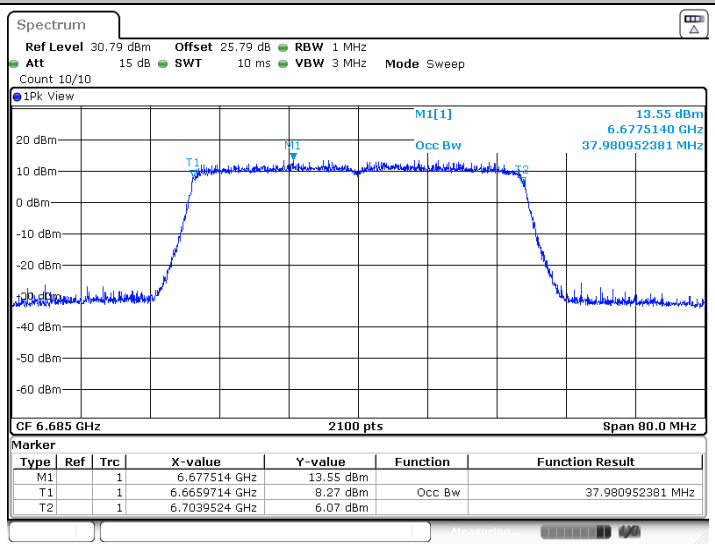


Date: 10.AUG.2024 15:54:56

## 11AX40MIMO_Ant8_6845

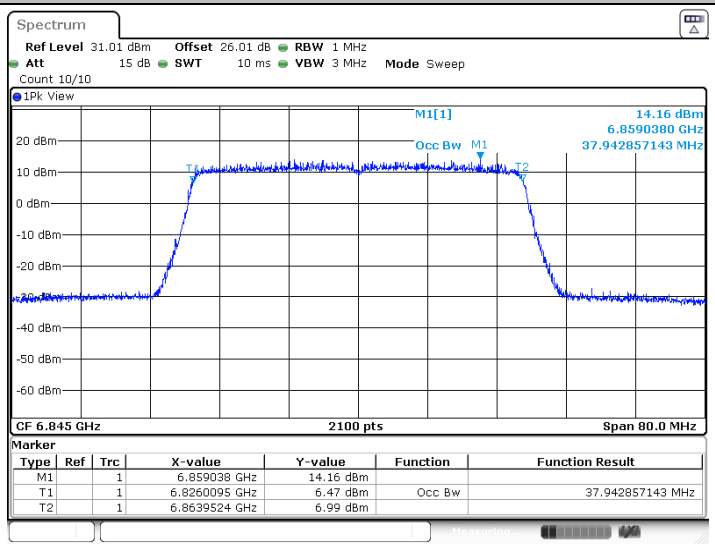


Date: 10.AUG.2024 15:58:00

## 11AX40MIMO_Ant10_6845

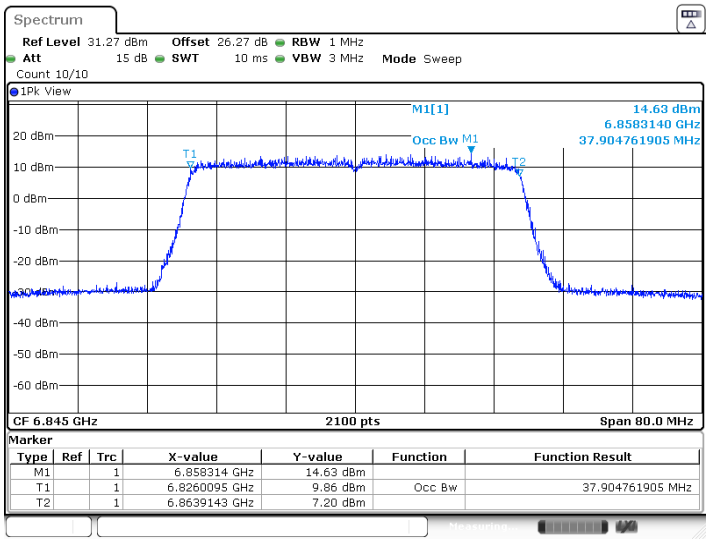


Date: 10.AUG.2024 15:58:43

## 11AX80MIMO_Ant8_5985

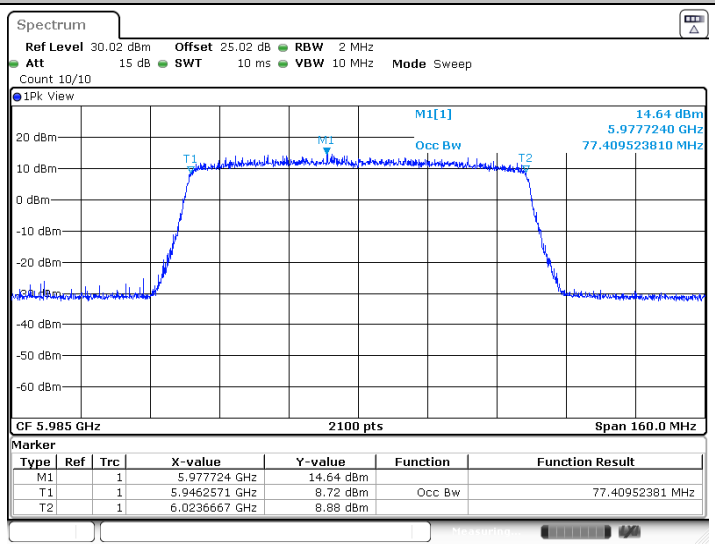


## 11AX80MIMO_Ant10_5985

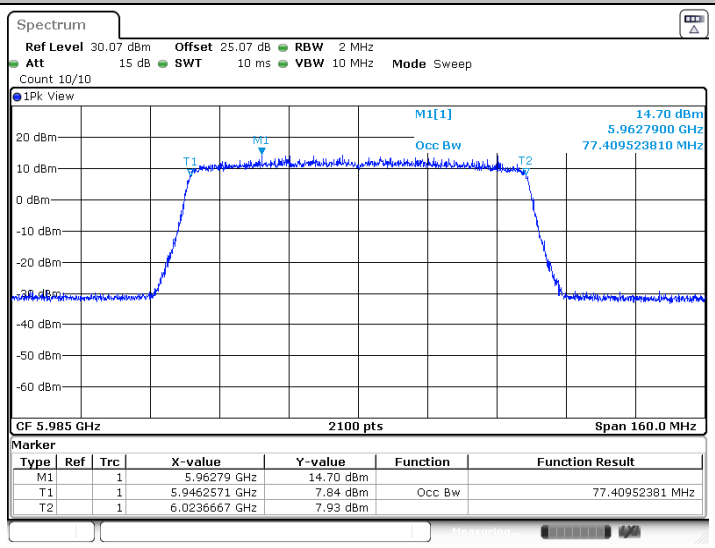

## 11AX80MIMO_Ant8_6225

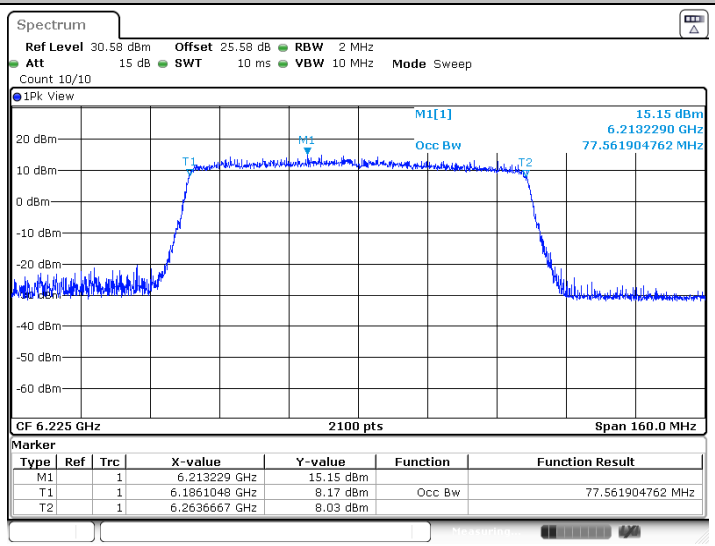


Date: 10.AUG.2024 16:02:47

## 11AX80MIMO_Ant10_6225

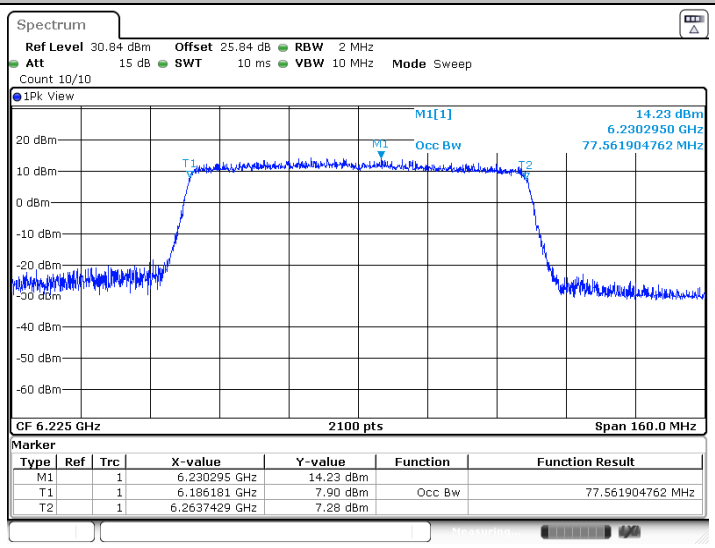


Date: 10.AUG.2024 16:03:29

11AX80MIMO_Ant8_6385

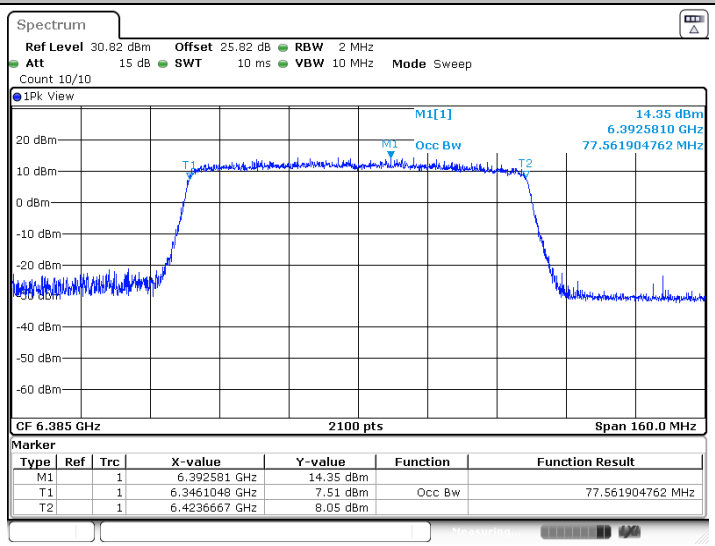


Date: 10.AUG.2024 16:04:34

11AX80MIMO_Ant10_6385

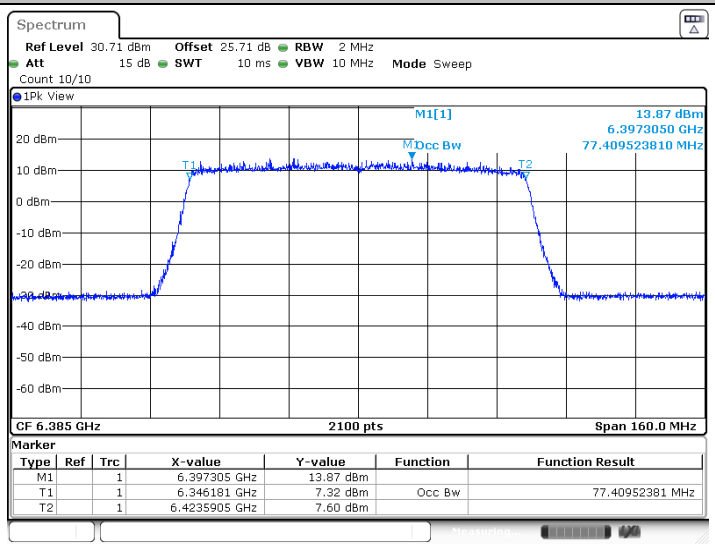


Date: 10.AUG.2024 16:05:19

## 11AX80MIMO_Ant8_6625

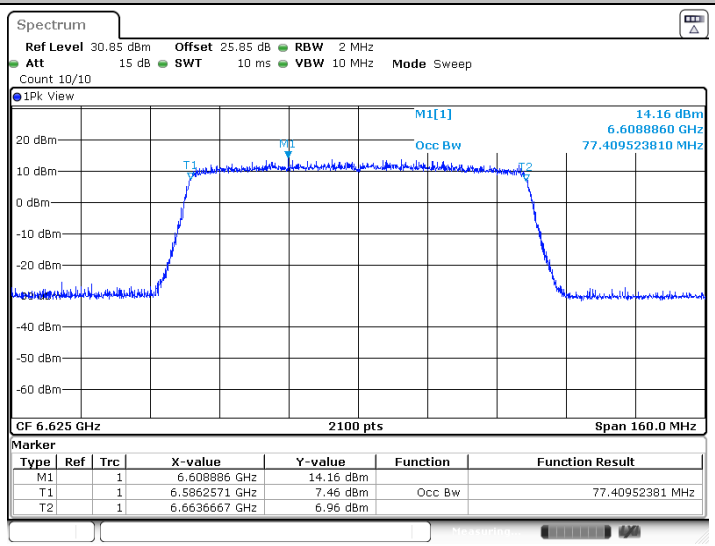


Date: 10.AUG.2024 16:06:47

## 11AX80MIMO_Ant10_6625

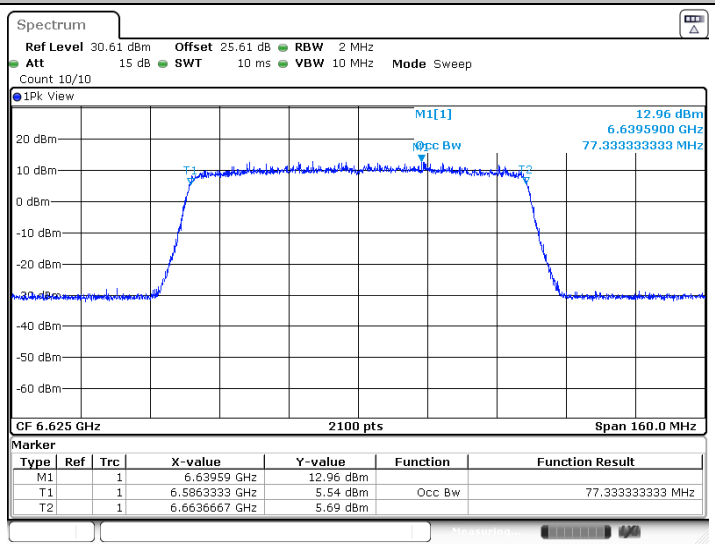


Date: 10.AUG.2024 16:07:30

## 11AX80MIMO_Ant8_6705

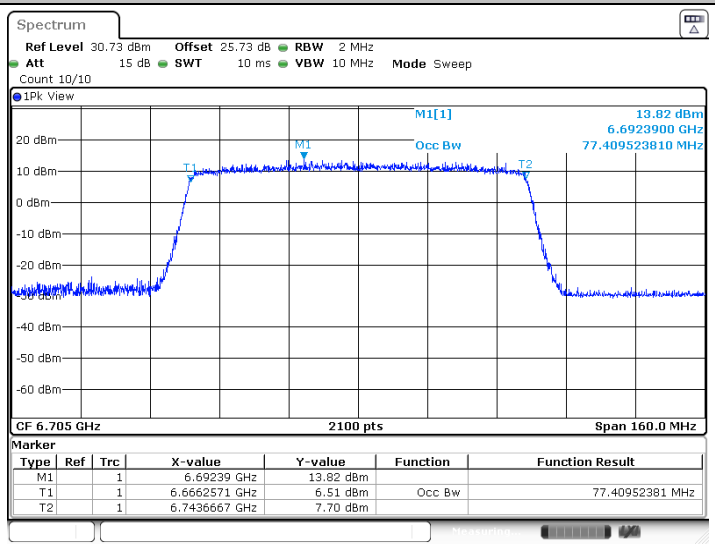


Date: 10.AUG.2024 16:08:31

## 11AX80MIMO_Ant10_6705

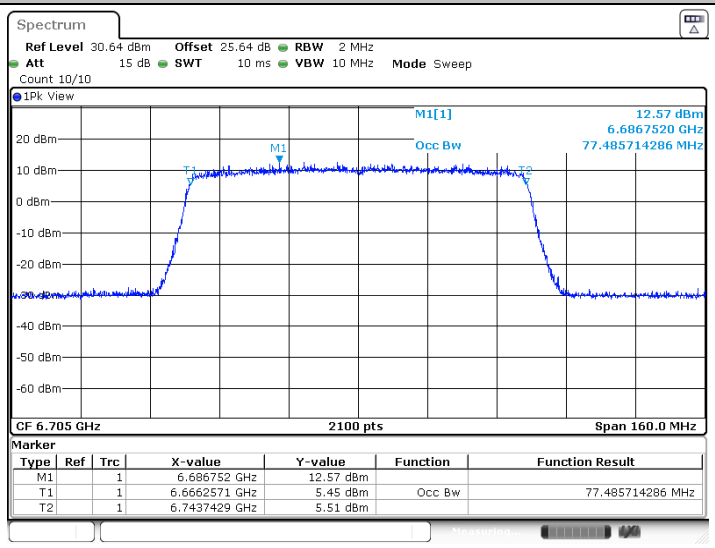


Date: 10.AUG.2024 16:09:13

## 11AX80MIMO_Ant8_6785

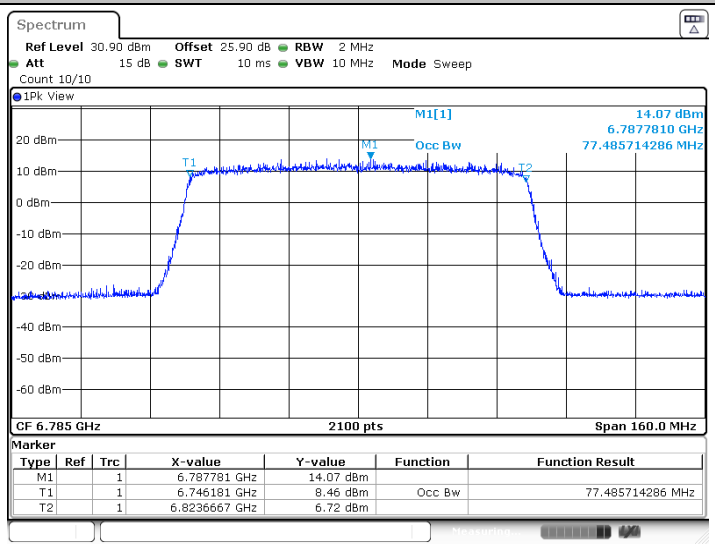


Date: 10.AUG.2024 16:12:50

## 11AX80MIMO_Ant10_6785

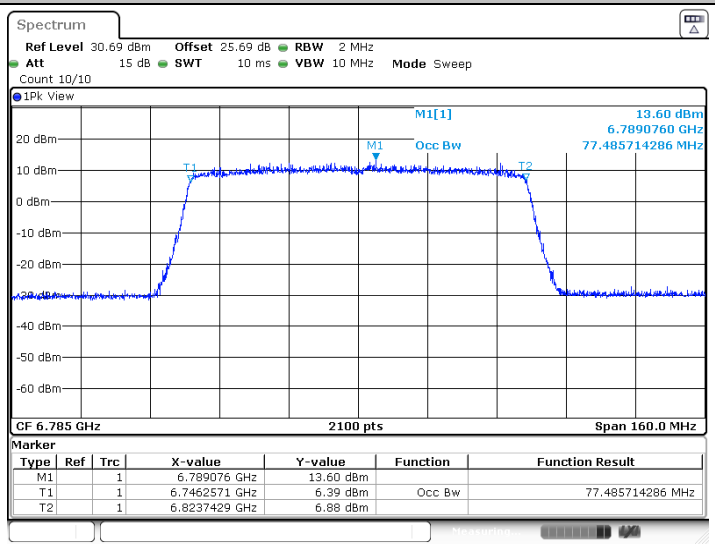


Date: 10.AUG.2024 16:13:32

## 11AX160MIMO_Ant8_6025

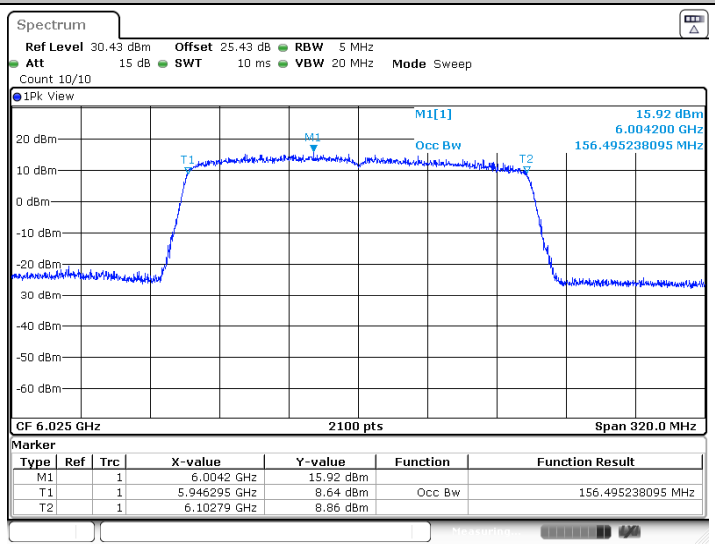


Date: 10.AUG.2024 16:16:39

## 11AX160MIMO_Ant10_6025

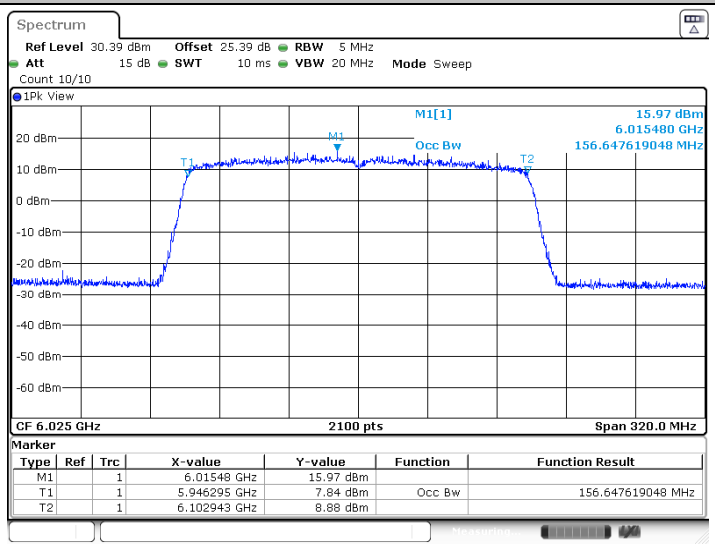


Date: 10.AUG.2024 16:17:32

## 11AX160MIMO_Ant8_6185

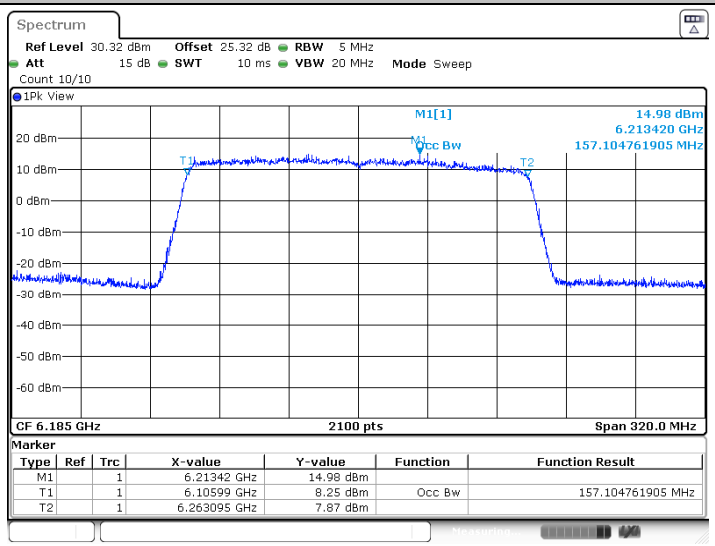


## 11AX160MIMO_Ant10_6185

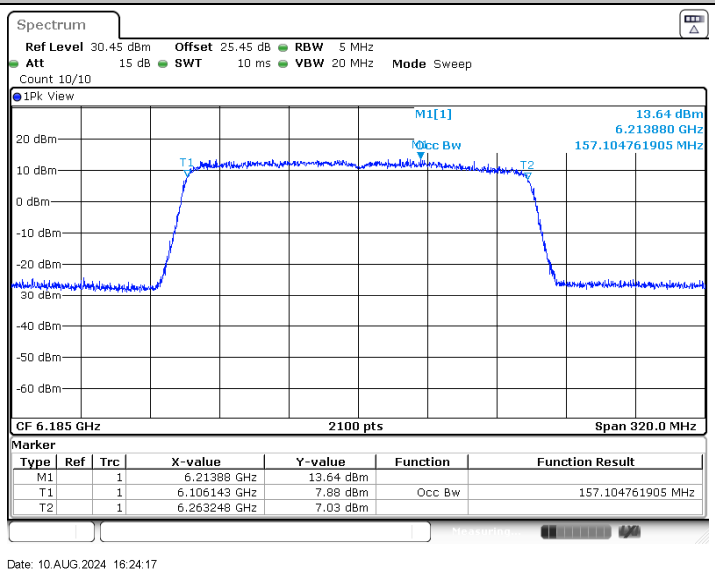

## 11AX160MIMO_Ant8_6345

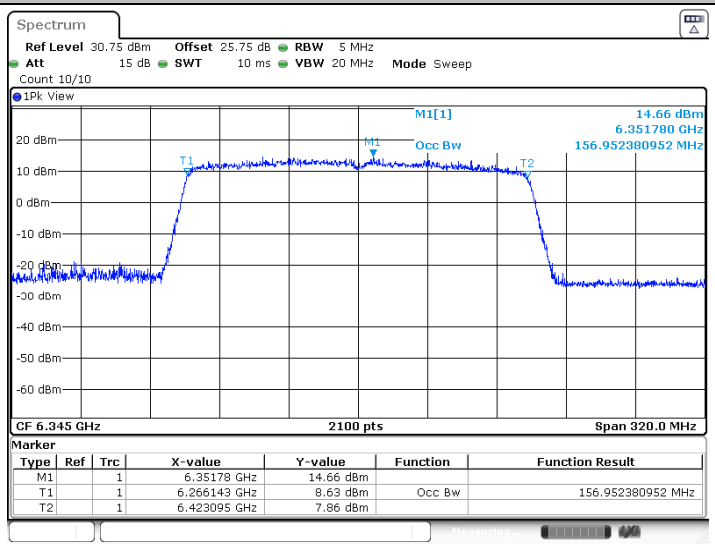


Date: 10.AUG.2024 16:25:19

## 11AX160MIMO_Ant10_6345

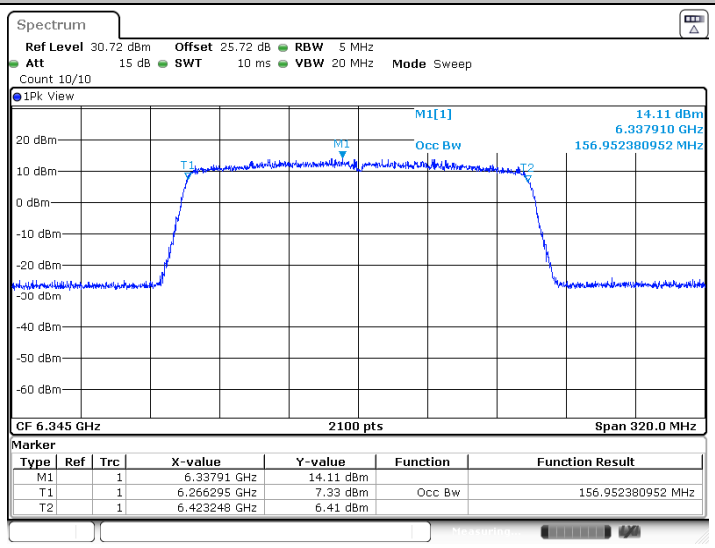


Date: 10.AUG.2024 16:26:02

## 11AX160MIMO_Ant8_6665

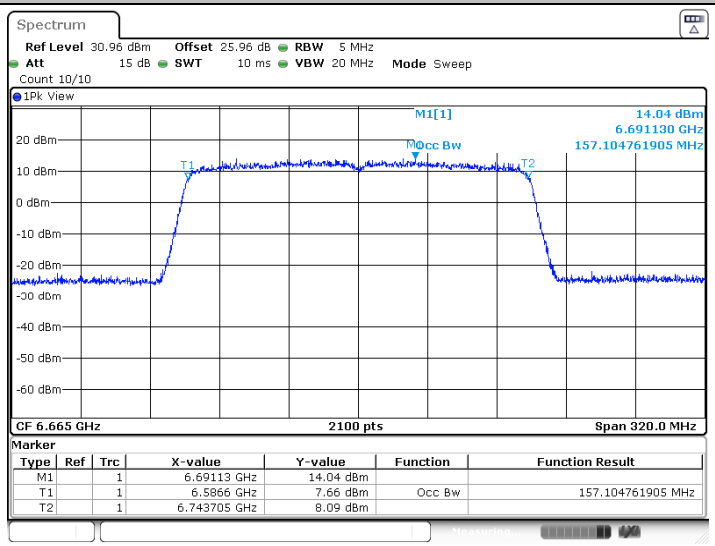


Date: 10.AUG.2024 16:27:35

## 11AX160MIMO_Ant10_6665

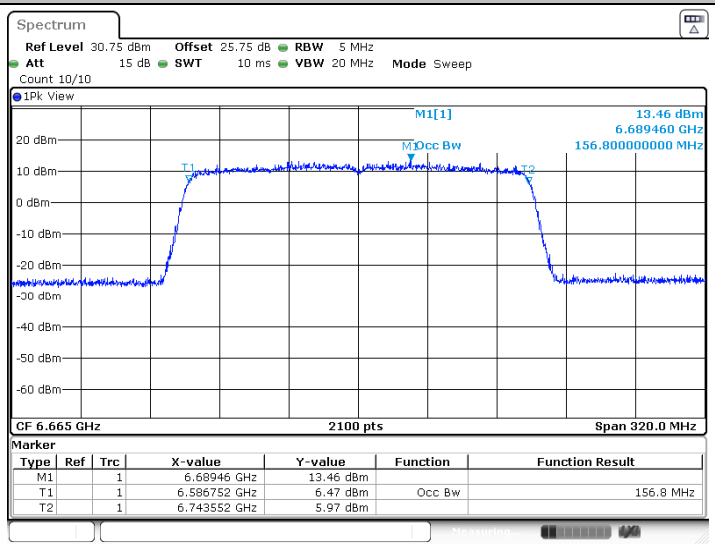


Date: 10.AUG.2024 16:28:17

# Maximum power spectral density

## Test Result

| TestMode | Antenna | Freq(MHz) | Result [dBm/MHz] | Gain [dBi] | EIRP [dBm/MHz] | Limit [dBm/MHz] | Verdict |
|---|---|---|---|---|---|---|---|
| 11A-CDD | Ant8 | 5955 | 2.69 | 0.35 | 3.04 | ≤17.00 | PASS |
| | Ant10 | 5955 | 2.11 | -0.85 | 1.26 | ≤17.00 | PASS |
| | total | 5955 | 5.42 | 2.78 | 8.20 | ≤17.00 | PASS |
| | Ant8 | 6195 | 2.91 | 0.35 | 3.26 | ≤17.00 | PASS |
| | Ant10 | 6195 | 2.14 | -0.85 | 1.29 | ≤17.00 | PASS |
| | total | 6195 | 5.55 | 2.78 | 8.33 | ≤17.00 | PASS |
| | Ant8 | 6415 | 2.23 | 0.35 | 2.58 | ≤17.00 | PASS |
| | Ant10 | 6415 | 1.58 | -0.85 | 0.73 | ≤17.00 | PASS |
| | total | 6415 | 4.93 | 2.78 | 7.71 | ≤17.00 | PASS |
| | Ant8 | 6535 | 2.53 | 1.02 | 3.55 | ≤17.00 | PASS |
| | Ant10 | 6535 | 1.69 | 0.16 | 1.85 | ≤17.00 | PASS |
| | total | 6535 | 5.14 | 3.61 | 8.75 | ≤17.00 | PASS |
| | Ant8 | 6695 | 2.08 | 1.02 | 3.10 | ≤17.00 | PASS |
| | Ant10 | 6695 | 1.65 | 0.16 | 1.81 | ≤17.00 | PASS |
| | total | 6695 | 4.88 | 3.61 | 8.49 | ≤17.00 | PASS |
| | Ant8 | 6855 | 2.53 | 1.02 | 3.55 | ≤17.00 | PASS |
| | Ant10 | 6855 | 2.23 | 0.16 | 2.39 | ≤17.00 | PASS |
| | total | 6855 | 5.39 | 3.61 | 9.00 | ≤17.00 | PASS |
| 11AX20MIMO -CDD | Ant8 | 5955 | 2.05 | 0.35 | 2.40 | ≤17.00 | PASS |
| | Ant10 | 5955 | 1.54 | -0.85 | 0.69 | ≤17.00 | PASS |
| | total | 5955 | 4.81 | 2.78 | 7.59 | ≤17.00 | PASS |
| | Ant8 | 6195 | 2.39 | 0.35 | 2.74 | ≤17.00 | PASS |
| | Ant10 | 6195 | 1.63 | -0.85 | 0.78 | ≤17.00 | PASS |
| | total | 6195 | 5.04 | 2.78 | 7.82 | ≤17.00 | PASS |
| | Ant8 | 6415 | 1.68 | 0.35 | 2.03 | ≤17.00 | PASS |
| | Ant10 | 6415 | 0.96 | -0.85 | 0.11 | ≤17.00 | PASS |
| | total | 6415 | 4.35 | 2.78 | 7.13 | ≤17.00 | PASS |
| | Ant8 | 6535 | 1.93 | 1.02 | 2.95 | ≤17.00 | PASS |
| | Ant10 | 6535 | 1.09 | 0.16 | 1.25 | ≤17.00 | PASS |
| | total | 6535 | 4.54 | 3.61 | 8.15 | ≤17.00 | PASS |
| | Ant8 | 6695 | 1.49 | 1.02 | 2.51 | ≤17.00 | PASS |
| | Ant10 | 6695 | 0.99 | 0.16 | 1.15 | ≤17.00 | PASS |
| | total | 6695 | 4.26 | 3.61 | 7.87 | ≤17.00 | PASS |

| | | | | | | | |
|---|---|---|---|---|---|---|---|
| | Ant8 | 6855 | 1.96 | 1.02 | 2.98 | ≤17.00 | PASS |
| | Ant10 | 6855 | 1.63 | 0.16 | 1.79 | ≤17.00 | PASS |
| | total | 6855 | 4.81 | 3.61 | 8.42 | ≤17.00 | PASS |
| 11AX40MIMO -CDD | Ant8 | 5965 | -0.78 | 0.35 | -0.43 | ≤17.00 | PASS |
| | Ant10 | 5965 | -1.35 | -0.85 | -2.20 | ≤17.00 | PASS |
| | total | 5965 | 1.95 | 2.78 | 4.73 | ≤17.00 | PASS |
| | Ant8 | 6205 | -0.64 | 0.35 | -0.29 | ≤17.00 | PASS |
| | Ant10 | 6205 | -1.49 | -0.85 | -2.34 | ≤17.00 | PASS |
| | total | 6205 | 1.97 | 2.78 | 4.75 | ≤17.00 | PASS |
| | Ant8 | 6405 | -1.23 | 0.35 | -0.88 | ≤17.00 | PASS |
| | Ant10 | 6405 | -2.14 | -0.85 | -2.99 | ≤17.00 | PASS |
| | total | 6405 | 1.35 | 2.78 | 4.13 | ≤17.00 | PASS |
| | Ant8 | 6565 | -0.83 | 1.02 | 0.19 | ≤17.00 | PASS |
| | Ant10 | 6565 | -1.64 | 0.16 | -1.48 | ≤17.00 | PASS |
| | total | 6565 | 1.79 | 3.61 | 5.40 | ≤17.00 | PASS |
| | Ant8 | 6685 | -1.28 | 1.02 | -0.26 | ≤17.00 | PASS |
| | Ant10 | 6685 | -2.12 | 0.16 | -1.96 | ≤17.00 | PASS |
| | total | 6685 | 1.33 | 3.61 | 4.94 | ≤17.00 | PASS |
| | Ant8 | 6845 | -1.15 | 1.02 | -0.13 | ≤17.00 | PASS |
| | Ant10 | 6845 | -1.58 | 0.16 | -1.42 | ≤17.00 | PASS |
| | total | 6845 | 1.65 | 3.61 | 5.26 | ≤17.00 | PASS |
| 11AX80MIMO -CDD | Ant8 | 5985 | -3.77 | 0.35 | -3.42 | ≤17.00 | PASS |
| | Ant10 | 5985 | -4.45 | -0.85 | -5.30 | ≤17.00 | PASS |
| | total | 5985 | -1.09 | 2.78 | 1.69 | ≤17.00 | PASS |
| | Ant8 | 6225 | -3.42 | 0.35 | -3.07 | ≤17.00 | PASS |
| | Ant10 | 6225 | -3.93 | -0.85 | -4.78 | ≤17.00 | PASS |
| | total | 6225 | -0.66 | 2.78 | 2.12 | ≤17.00 | PASS |
| | Ant8 | 6385 | -3.86 | 0.35 | -3.51 | ≤17.00 | PASS |
| | Ant10 | 6385 | -4.83 | -0.85 | -5.68 | ≤17.00 | PASS |
| | total | 6385 | -1.31 | 2.78 | 1.47 | ≤17.00 | PASS |
| | Ant8 | 6625 | -4.08 | 1.02 | -3.06 | ≤17.00 | PASS |
| | Ant10 | 6625 | -5.15 | 0.16 | -4.99 | ≤17.00 | PASS |
| | total | 6625 | -1.57 | 3.61 | 2.04 | ≤17.00 | PASS |
| | Ant8 | 6705 | -4.24 | 1.02 | -3.22 | ≤17.00 | PASS |
| | Ant10 | 6705 | -5.3 | 0.16 | -5.14 | ≤17.00 | PASS |
| | total | 6705 | -1.73 | 3.61 | 1.88 | ≤17.00 | PASS |
| | Ant8 | 6785 | -3.94 | 1.02 | -2.92 | ≤17.00 | PASS |
| | Ant10 | 6785 | -4.92 | 0.16 | -4.76 | ≤17.00 | PASS |
| | total | 6785 | -1.39 | 3.61 | 2.22 | ≤17.00 | PASS |

| | | | | | | | |
|---|---|---|---|---|---|---|---|
| 11AX160MIMO -CDD | Ant8 | 6025 | -5.96 | 0.35 | -5.61 | ≤17.00 | PASS |
| | Ant10 | 6025 | -6.49 | -0.85 | -7.34 | ≤17.00 | PASS |
| | total | 6025 | -3.21 | 2.78 | -0.43 | ≤17.00 | PASS |
| | Ant8 | 6185 | -6.25 | 0.35 | -5.90 | ≤17.00 | PASS |
| | Ant10 | 6185 | -6.9 | -0.85 | -7.75 | ≤17.00 | PASS |
| | total | 6185 | -3.55 | 2.78 | -0.77 | ≤17.00 | PASS |
| | Ant8 | 6345 | -6.88 | 0.35 | -6.53 | ≤17.00 | PASS |
| | Ant10 | 6345 | -6.9 | -0.85 | -7.75 | ≤17.00 | PASS |
| | total | 6345 | -3.88 | 2.78 | -1.10 | ≤17.00 | PASS |
| | Ant8 | 6665 | -6.86 | 1.02 | -5.84 | ≤17.00 | PASS |
| | Ant10 | 6665 | -8 | 0.16 | -7.84 | ≤17.00 | PASS |
| | total | 6665 | -4.38 | 3.61 | -0.77 | ≤17.00 | PASS |

Note：The Duty Cycle Factor is compensated in the graph.