Test Laboratory: Sporton International Inc. SAR/HAC Testing Lab Date: 2024/8/16

**System Check_Head_750MHz**

**DUT: D750V3 - SN:1087**

Communication System: UID 0, CW (0); Frequency: 750 MHz;Duty Cycle: 1:1
Medium: HSL_750 Medium parameters used: f = 750 MHz; σ = 0.9 S/m; $\varepsilon_r$ = 41.192; ρ = 1000 kg/m$^3$
Ambient Temperature：23.3 °C; Liquid Temperature：22.6 °C

DASY5 Configuration:
- Probe: EX3DV4 - SN3857; ConvF(9.21, 8.75, 9.15); Calibrated: 2024/1/22
- Sensor-Surface: 1.4mm (Mechanical Surface Detection)
- Electronics: DAE4 Sn1650; Calibrated: 2023/9/13
- Phantom: SAM Twin Phantom; Type: SAM Twin; Serial: TP-1697
- Measurement SW: DASY52, Version 52.10 (4); SEMCAD X Version 14.6.14 (7501)

**Pin=50mW/Area Scan (61x61x1):** Interpolated grid: dx=1.500 mm, dy=1.500 mm
Maximum value of SAR (interpolated) = 0.567 W/kg

**Pin=50mW/Zoom Scan (5x5x7)/Cube 0:** Measurement grid: dx=8mm, dy=8mm, dz=5mm
Reference Value = 26.61 V/m; Power Drift = 0.03 dB
Peak SAR (extrapolated) = 0.617 W/kg
**SAR(1 g) = 0.436 W/kg; SAR(10 g) = 0.293 W/kg**
Smallest distance from peaks to all points 3 dB below = 16.7 mm
Ratio of SAR at M2 to SAR at M1 = 70.3%
Maximum value of SAR (measured) = 0.563 W/kg

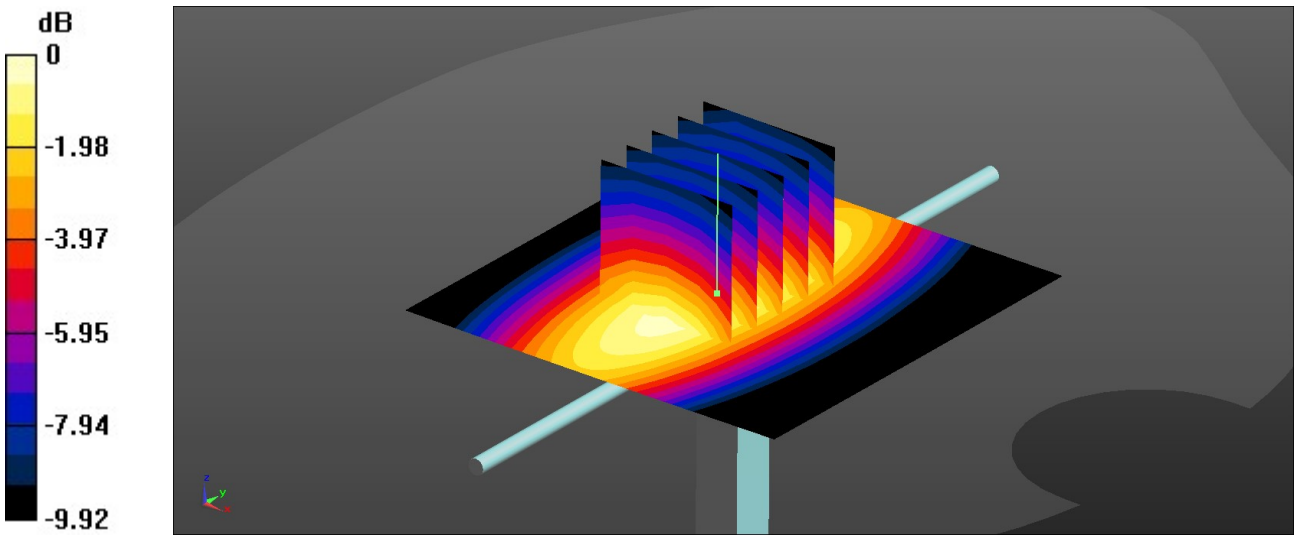


0 dB = 0.563 W/kg = -2.49 dBW/kg

Test Laboratory: Sporton International Inc. SAR/HAC Testing Lab Date: 2024/8/17

**System Check_Head_835MHz**

**DUT: D835V2 - SN:4d091**

Communication System: UID 0, CW (0); Frequency: 835 MHz;Duty Cycle: 1:1
Medium: HSL_835 Medium parameters used: f = 835 MHz; $\sigma$ = 0.902 S/m; $\varepsilon_r$ = 41.24; $\rho$ = 1000 kg/m$^3$
Ambient Temperature：23.3 ℃; Liquid Temperature：22.9 ℃

DASY5 Configuration:
- Probe: EX3DV4 - SN3857; ConvF(9.29, 8.23, 9.75); Calibrated: 2024/1/22
- Sensor-Surface: 1.4mm (Mechanical Surface Detection)
- Electronics: DAE4 Sn1650; Calibrated: 2023/9/13
- Phantom: SAM Twin Phantom; Type: SAM Twin; Serial: TP-1697
- Measurement SW: DASY52, Version 52.10 (4); SEMCAD X Version 14.6.14 (7501)

**Pin=50mW/Area Scan (61x61x1):** Interpolated grid: dx=1.500 mm, dy=1.500 mm
Maximum value of SAR (interpolated) = 0.596 W/kg

**Pin=50mW/Zoom Scan (5x5x7)/Cube 0:** Measurement grid: dx=8mm, dy=8mm, dz=5mm
Reference Value = 27.46 V/m; Power Drift = -0.01 dB
Peak SAR (extrapolated) = 0.658 W/kg
**SAR(1 g) = 0.461 W/kg; SAR(10 g) = 0.307 W/kg**
Smallest distance from peaks to all points 3 dB below = 16.3 mm
Ratio of SAR at M2 to SAR at M1 = 69.8%
Maximum value of SAR (measured) = 0.597 W/kg

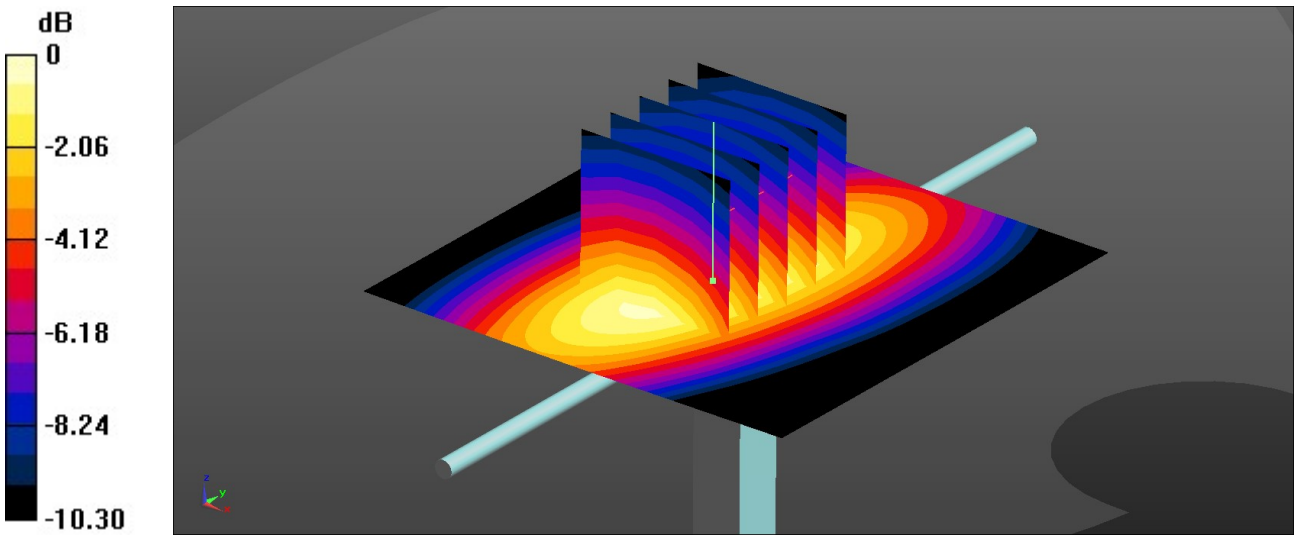


0 dB = 0.597 W/kg = -2.24 dBW/kg

Test Laboratory: Sporton International Inc. SAR/HAC Testing Lab Date: 2024/7/6

**System Check_Head_1750MHz**

**DUT: D1750V2 - SN:1090**

Communication System: UID 0, CW (0); Frequency: 1750 MHz;Duty Cycle: 1:1
Medium: HSL_1750 Medium parameters used: f = 1750 MHz; $\sigma$ = 1.409 S/m; $\varepsilon_r$ = 40.669; $\rho$ = 1000 kg/m$^3$
Ambient Temperature：23.2 ℃; Liquid Temperature：22.8 ℃

DASY5 Configuration:
- Probe: EX3DV4 - SN3857; ConvF(7.78, 7.1, 7.9); Calibrated: 2024/1/22
- Sensor-Surface: 1.4mm (Mechanical Surface Detection)
- Electronics: DAE4 Sn1650; Calibrated: 2023/9/13
- Phantom: SAM Twin Phantom; Type: SAM Twin; Serial: TP-1697
- Measurement SW: DASY52, Version 52.10 (4); SEMCAD X Version 14.6.14 (7501)

**Pin=50mW/Area Scan (61x61x1):** Interpolated grid: dx=1.500 mm, dy=1.500 mm
Maximum value of SAR (interpolated) = 3.02 W/kg

**Pin=50mW/Zoom Scan (5x5x7)/Cube 0:** Measurement grid: dx=8mm, dy=8mm, dz=5mm
Reference Value = 47.95 V/m; Power Drift = 0.02 dB
Peak SAR (extrapolated) = 3.52 W/kg
**SAR(1 g) = 1.91 W/kg; SAR(10 g) = 0.998 W/kg**
Smallest distance from peaks to all points 3 dB below = 9.6 mm
Ratio of SAR at M2 to SAR at M1 = 57.1%
Maximum value of SAR (measured) = 3.01 W/kg

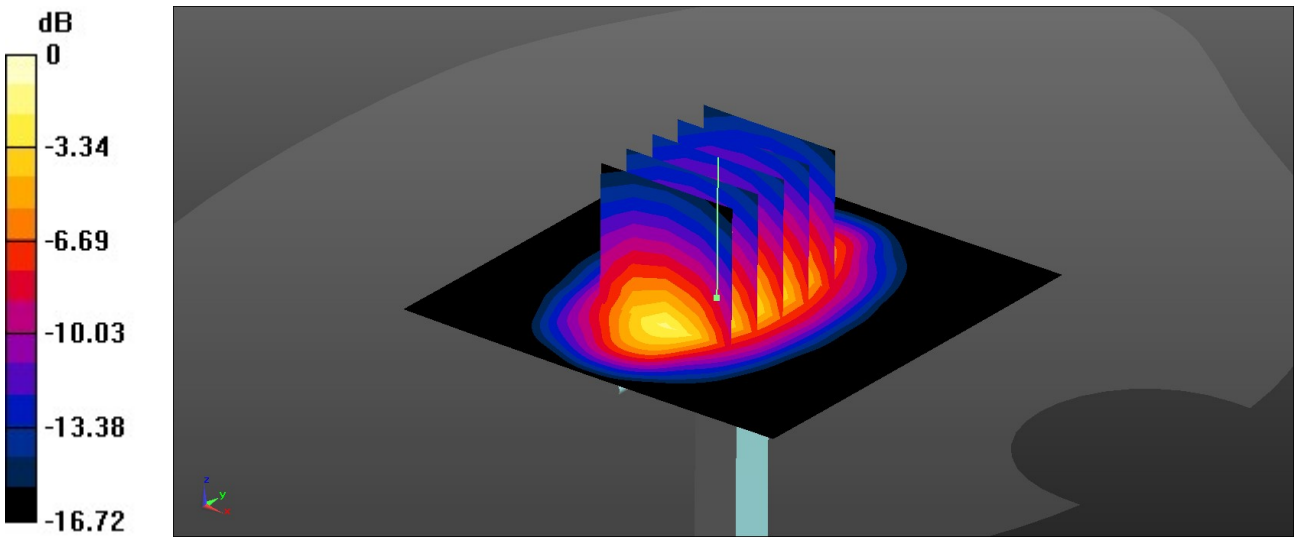


0 dB = 3.01 W/kg = 4.79 dBW/kg

Test Laboratory: Sporton International Inc. SAR/HAC Testing Lab Date: 2024/7/7

**System Check_Head_1900MHz**

**DUT: D1900V2 - SN:5d118**

Communication System: UID 0, CW (0); Frequency: 1900 MHz;Duty Cycle: 1:1
Medium: HSL_1900 Medium parameters used: f = 1900 MHz; $\sigma$ = 1.397 S/m; $\varepsilon_r$ = 39.035; $\rho$ = 1000 kg/m$^3$
Ambient Temperature：23.1 ℃; Liquid Temperature：22.6 ℃

DASY5 Configuration:
- Probe: EX3DV4 - SN3857; ConvF(7.93, 7.26, 8.03); Calibrated: 2024/1/22
- Sensor-Surface: 1.4mm (Mechanical Surface Detection)
- Electronics: DAE4 Sn1650; Calibrated: 2023/9/13
- Phantom: SAM Twin Phantom; Type: SAM Twin; Serial: TP-1697
- Measurement SW: DASY52, Version 52.10 (4); SEMCAD X Version 14.6.14 (7501)

**Pin=50mW/Area Scan (61x61x1):** Interpolated grid: dx=1.500 mm, dy=1.500 mm
Maximum value of SAR (interpolated) = 2.54 W/kg

**Pin=50mW/Zoom Scan (5x5x7)/Cube 0:** Measurement grid: dx=8mm, dy=8mm, dz=5mm
Reference Value = 43.06 V/m; Power Drift = 0.10 dB
Peak SAR (extrapolated) = 3.51 W/kg
**SAR(1 g) = 2.02 W/kg; SAR(10 g) = 1.07 W/kg**
Smallest distance from peaks to all points 3 dB below = 11.2 mm
Ratio of SAR at M2 to SAR at M1 = 57.7%
Maximum value of SAR (measured) = 2.54 W/kg

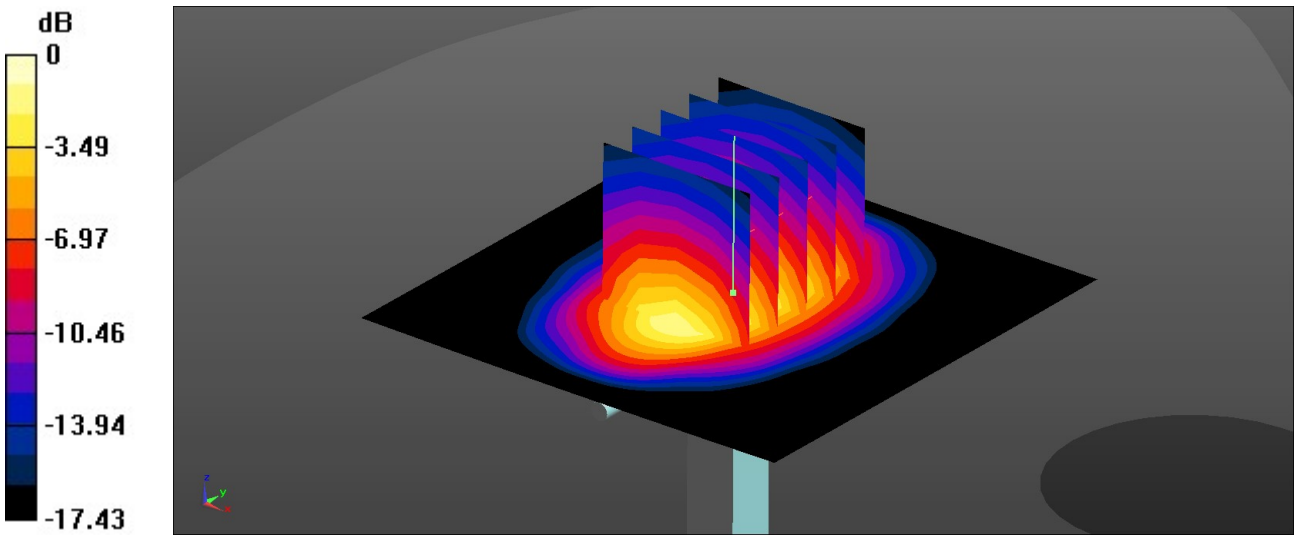


0 dB = 2.54 W/kg = 4.05 dBW/kg

Test Laboratory: Sporton International Inc. SAR/HAC Testing Lab Date: 2024/7/8

**System Check_Head_2300MHz**

**DUT: D2300V2 - SN:1055**

Communication System: UID 0, CW (0); Frequency: 2300 MHz;Duty Cycle: 1:1
Medium: HSL_2300 Medium parameters used: f = 2300 MHz; $\sigma$ = 1.715 S/m; $\varepsilon_r$ = 38.769; $\rho$ = 1000 kg/m$^3$
Ambient Temperature：23.3 ℃; Liquid Temperature：22.8 ℃

DASY5 Configuration:
- Probe: EX3DV4 - SN3857; ConvF(7.77, 7.09, 7.82); Calibrated: 2024/1/22
- Sensor-Surface: 1.4mm (Mechanical Surface Detection)
- Electronics: DAE4 Sn1650; Calibrated: 2023/9/13
- Phantom: SAM Twin Phantom; Type: SAM Twin; Serial: TP-1697
- Measurement SW: DASY52, Version 52.10 (4); SEMCAD X Version 14.6.14 (7501)

**Pin=50mW/Area Scan (71x71x1):** Interpolated grid: dx=1.200 mm, dy=1.200 mm
Maximum value of SAR (interpolated) = 3.56 W/kg

**Pin=50mW/Zoom Scan (7x7x7)/Cube 0:** Measurement grid: dx=5mm, dy=5mm, dz=5mm
Reference Value = 45.87 V/m; Power Drift = 0.04 dB
Peak SAR (extrapolated) = 5.22 W/kg
**SAR(1 g) = 2.53 W/kg; SAR(10 g) = 1.27 W/kg**
Smallest distance from peaks to all points 3 dB below = 9.8 mm
Ratio of SAR at M2 to SAR at M1 = 51.7%
Maximum value of SAR (measured) = 3.43 W/kg

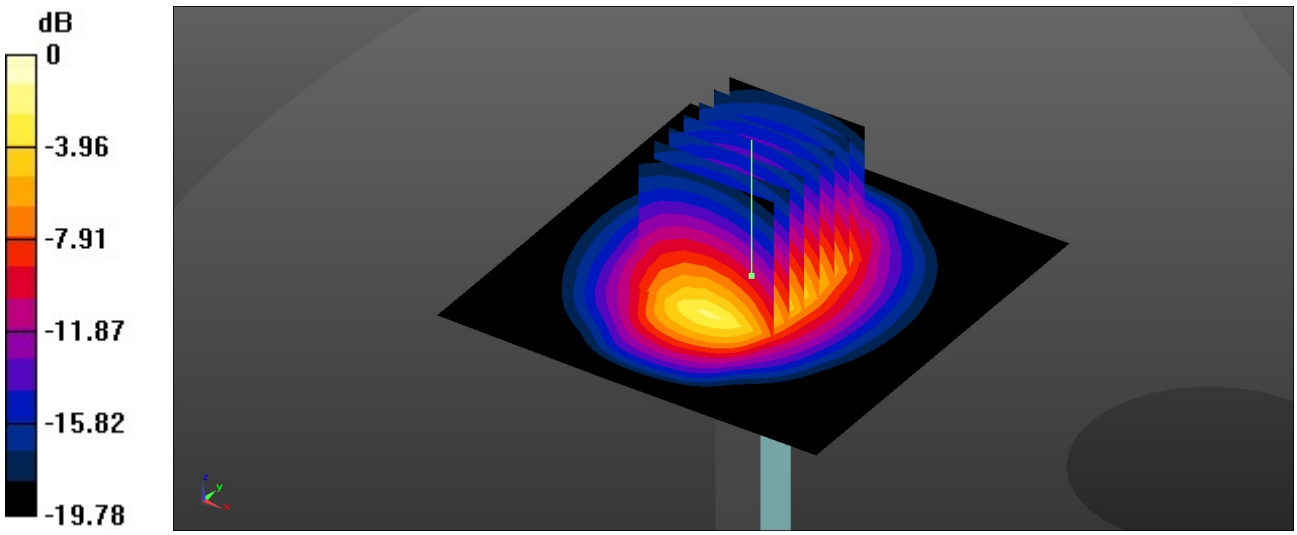


0 dB = 3.43 W/kg = 5.35 dBW/kg

Test Laboratory: Sporton International Inc. SAR/HAC Testing Lab Date: 2024/7/9

**System Check_Head_2600MHz**

**DUT: D2600V2 - SN:1112**

Communication System: UID 0, CW (0); Frequency: 2600 MHz;Duty Cycle: 1:1
Medium: HSL_2600 Medium parameters used: f = 2600 MHz; $\sigma$ = 1.926 S/m; $\varepsilon_r$ = 38.23; $\rho$ = 1000 kg/m$^3$
Ambient Temperature：23.3 ℃; Liquid Temperature：22.7 ℃

DASY5 Configuration:
- Probe: EX3DV4 - SN3857; ConvF(7.36, 6.7, 7.41); Calibrated: 2024/1/22
- Sensor-Surface: 1.4mm (Mechanical Surface Detection)
- Electronics: DAE4 Sn1650; Calibrated: 2023/9/13
- Phantom: SAM Twin Phantom; Type: SAM Twin; Serial: TP-1697
- Measurement SW: DASY52, Version 52.10 (4); SEMCAD X Version 14.6.14 (7501)

**Pin=50mW/Area Scan (71x71x1):** Interpolated grid: dx=1.200 mm, dy=1.200 mm
Maximum value of SAR (interpolated) = 4.34 W/kg

**Pin=50mW/Zoom Scan (7x7x7)/Cube 0:** Measurement grid: dx=5mm, dy=5mm, dz=5mm
Reference Value = 46.55 V/m; Power Drift = 0.01 dB
Peak SAR (extrapolated) = 5.36 W/kg
**SAR(1 g) = 2.63 W/kg; SAR(10 g) = 1.2 W/kg**
Smallest distance from peaks to all points 3 dB below = 8.9 mm
Ratio of SAR at M2 to SAR at M1 = 49.4%
Maximum value of SAR (measured) = 4.38 W/kg

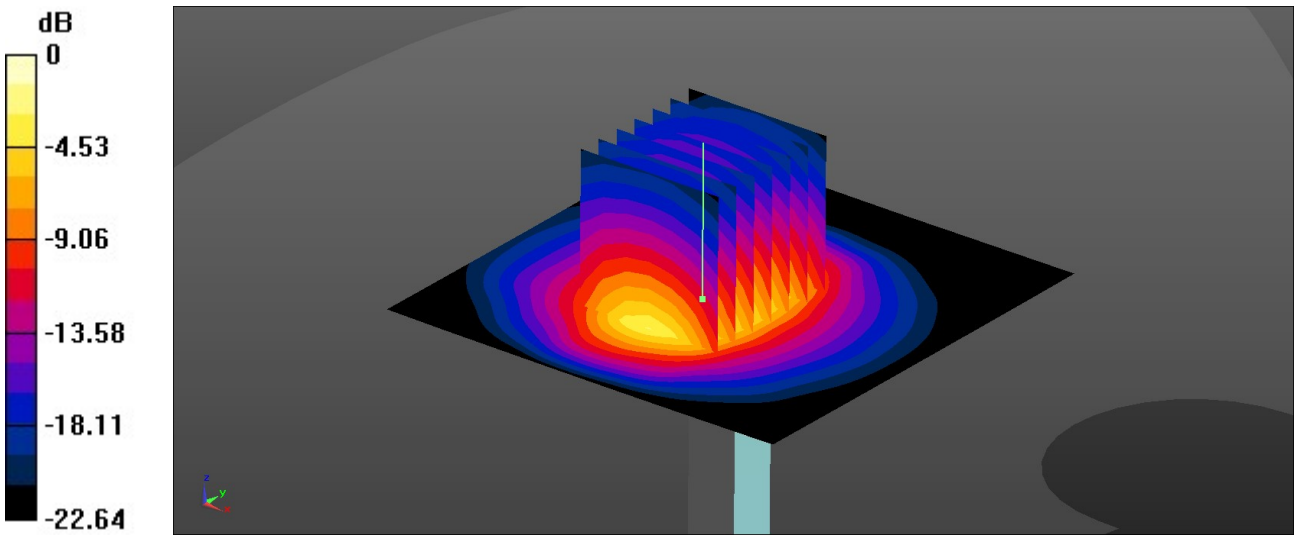


0 dB = 4.38 W/kg = 6.41 dBW/kg

Test Laboratory: Sporton International Inc. SAR/HAC Testing Lab Date: 2024/7/10

**System Check_Head_3500MHz**

**DUT: D3500V2 - SN:1037**

Communication System: UID 0, CW (0); Frequency: 3500 MHz;Duty Cycle: 1:1
Medium: HSL_3500 Medium parameters used: f = 3500 MHz; $\sigma$ = 2.784 S/m; $\varepsilon_r$ = 38.912; $\rho$ = 1000 kg/m$^3$
Ambient Temperature：23.2 ℃; Liquid Temperature：22.9 ℃

DASY5 Configuration:
- Probe: EX3DV4 - SN3857; ConvF(7.08, 6.34, 6.93); Calibrated: 2024/1/22
- Sensor-Surface: 1.4mm (Mechanical Surface Detection)
- Electronics: DAE4 Sn1650; Calibrated: 2023/9/13
- Phantom: SAM Twin Phantom; Type: SAM Twin; Serial: TP-1697
- Measurement SW: DASY52, Version 52.10 (4); SEMCAD X Version 14.6.14 (7501)

**Pin=50mW/Area Scan (91x91x1):** Interpolated grid: dx=1.000 mm, dy=1.000 mm
Maximum value of SAR (interpolated) = 5.71 W/kg

**Pin=50mW/Zoom Scan (7x7x7)/Cube 0:** Measurement grid: dx=4mm, dy=4mm, dz=1.4mm
Reference Value = 45.34 V/m; Power Drift = 0.02 dB
Peak SAR (extrapolated) = 7.28 W/kg
**SAR(1 g) = 3.03 W/kg; SAR(10 g) = 1.18 W/kg**
Smallest distance from peaks to all points 3 dB below = 8.4 mm
Ratio of SAR at M2 to SAR at M1 = 78%
Maximum value of SAR (measured) = 5.68 W/kg

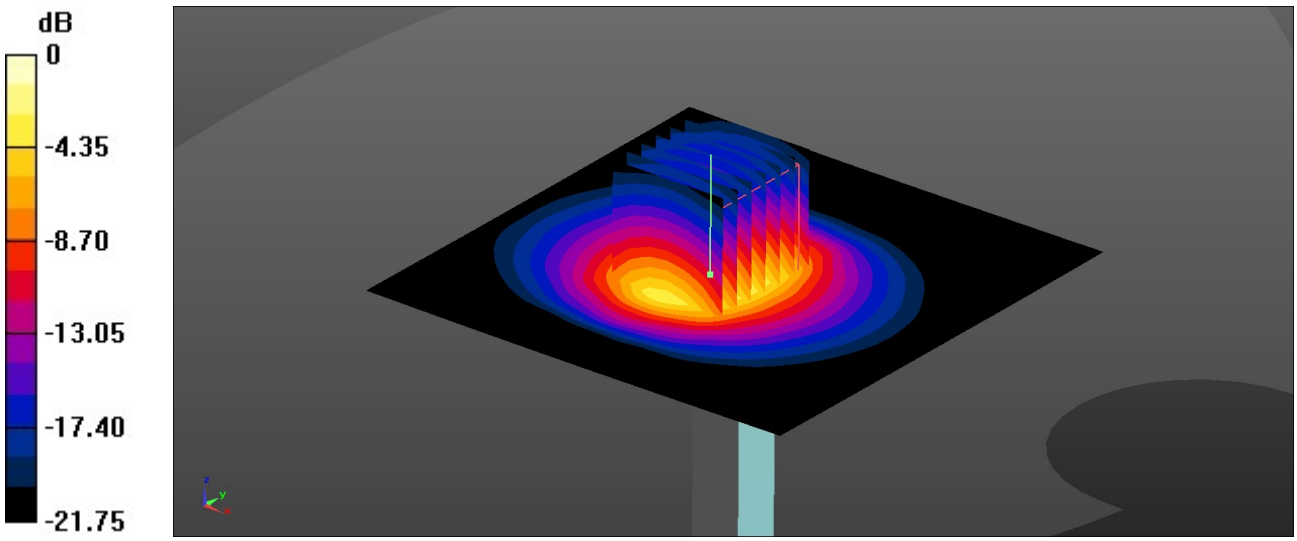


0 dB = 5.68 W/kg = 7.54 dBW/kg

Test Laboratory: Sporton International Inc. SAR/HAC Testing Lab Date: 2024/7/11

**System Check_Head_3700MHz**

**DUT: D3700V2 - SN:1008**

Communication System: UID 0, CW (0); Frequency: 3700 MHz;Duty Cycle: 1:1
Medium: HSL_3700 Medium parameters used: f = 3700 MHz; $\sigma$ = 2.988 S/m; $\varepsilon_r$ = 38.36; $\rho$ = 1000 kg/m$^3$
Ambient Temperature：23.3 ℃; Liquid Temperature：22.6 ℃

DASY5 Configuration:
- Probe: EX3DV4 - SN3857; ConvF(7.06, 6.33, 6.89); Calibrated: 2024/1/22
- Sensor-Surface: 1.4mm (Mechanical Surface Detection)
- Electronics: DAE4 Sn1650; Calibrated: 2023/9/13
- Phantom: SAM Twin Phantom; Type: SAM Twin; Serial: TP-1697
- Measurement SW: DASY52, Version 52.10 (4); SEMCAD X Version 14.6.14 (7501)

**Pin=50mW/Area Scan (91x91x1):** Interpolated grid: dx=1.000 mm, dy=1.000 mm
Maximum value of SAR (interpolated) = 6.35 W/kg

**Pin=50mW/Zoom Scan (8x8x7)/Cube 0:** Measurement grid: dx=4mm, dy=4mm, dz=1.4mm
Reference Value = 48.44 V/m; Power Drift = -0.09 dB
Peak SAR (extrapolated) = 8.80 W/kg
**SAR(1 g) = 3.11 W/kg; SAR(10 g) = 1.13 W/kg**
Smallest distance from peaks to all points 3 dB below = 8 mm
Ratio of SAR at M2 to SAR at M1 = 73.3%
Maximum value of SAR (measured) = 6.31 W/kg

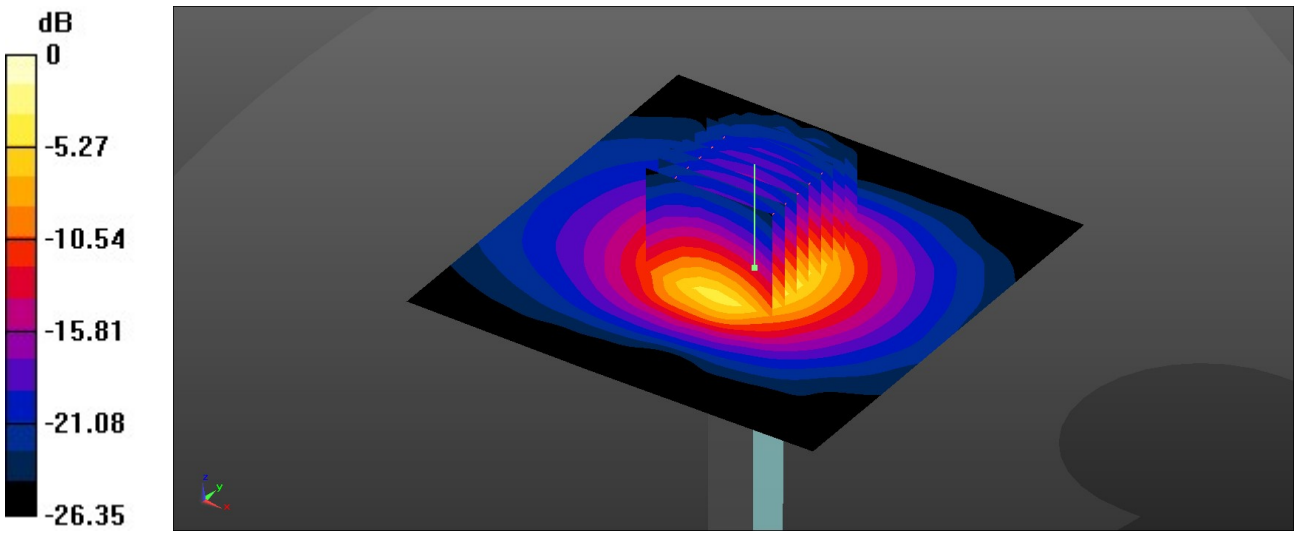


0 dB = 6.31 W/kg = 8.00 dBW/kg

Test Laboratory: Sporton International Inc. SAR/HAC Testing Lab Date: 2024/7/12

**System Check_Head_3900MHz**

**DUT: D3900V2 - SN:1048**

Communication System: UID 0, CW (0); Frequency: 3900 MHz;Duty Cycle: 1:1
Medium: HSL_3900 Medium parameters used: f = 3900 MHz; $\sigma$ = 3.171 S/m; $\varepsilon_r$ = 38.038; $\rho$ = 1000 kg/m$^3$
Ambient Temperature：23.2 ℃; Liquid Temperature：22.7 ℃

DASY5 Configuration:
- Probe: EX3DV4 - SN3857; ConvF(7.38, 6.56, 7.19); Calibrated: 2024/1/22
- Sensor-Surface: 1.4mm (Mechanical Surface Detection)
- Electronics: DAE4 Sn1650; Calibrated: 2023/9/13
- Phantom: SAM Twin Phantom; Type: SAM Twin; Serial: TP-1697
- Measurement SW: DASY52, Version 52.10 (4); SEMCAD X Version 14.6.14 (7501)

**Pin=50mW/Area Scan (91x91x1):** Interpolated grid: dx=1.000 mm, dy=1.000 mm
Maximum value of SAR (interpolated) = 6.49 W/kg

**Pin=50mW/Zoom Scan (8x8x7)/Cube 0:** Measurement grid: dx=4mm, dy=4mm, dz=1.4mm
Reference Value = 47.43 V/m; Power Drift = -0.02 dB
Peak SAR (extrapolated) = 8.82 W/kg
**SAR(1 g) = 3.27 W/kg; SAR(10 g) = 1.15 W/kg**
Smallest distance from peaks to all points 3 dB below = 8 mm
Ratio of SAR at M2 to SAR at M1 = 73.7%
Maximum value of SAR (measured) = 6.38 W/kg

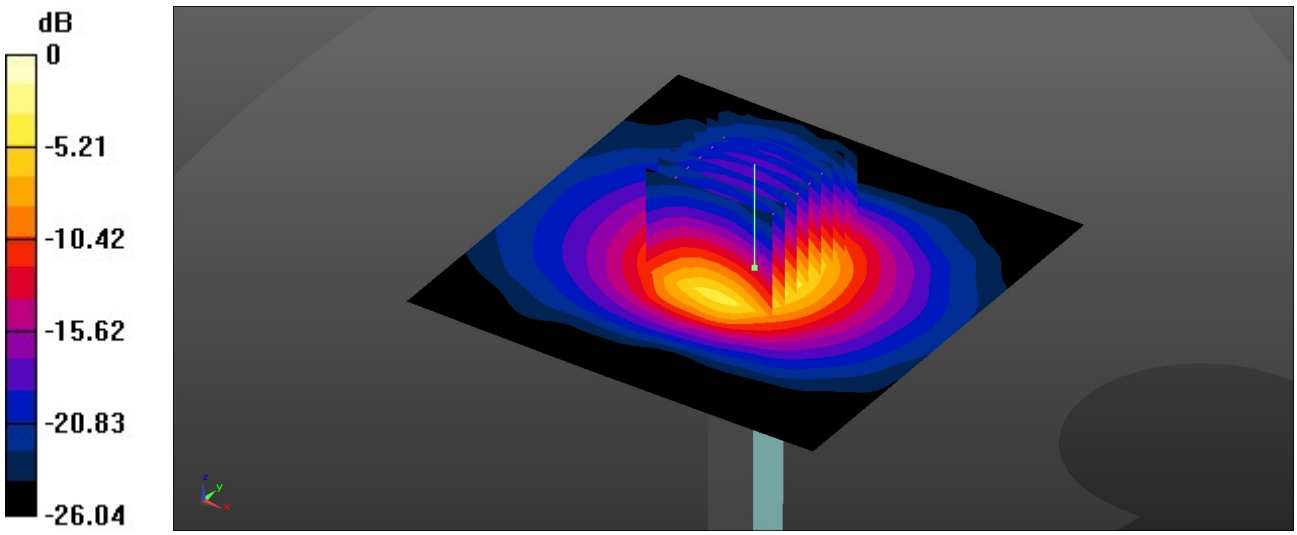


0 dB = 6.38 W/kg = 8.05 dBW/kg

Test Laboratory: Sporton International Inc. SAR/HAC Testing Lab Date: 2024/8/18

**System Check_Head_750MHz**

**DUT: D750V3 - SN:1087**

Communication System: UID 0, CW (0); Frequency: 750 MHz;Duty Cycle: 1:1
Medium: HSL_750 Medium parameters used: f = 750 MHz; σ = 0.888 S/m; $\varepsilon_r$ = 42.26; ρ = 1000 kg/m$^3$
Ambient Temperature：23.3 ℃; Liquid Temperature：22.6 ℃

DASY5 Configuration:
- Probe: EX3DV4 - SN3857; ConvF(9.21, 8.75, 9.15); Calibrated: 2024/1/22
- Sensor-Surface: 1.4mm (Mechanical Surface Detection)
- Electronics: DAE4 Sn1650; Calibrated: 2023/9/13
- Phantom: Twin-SAM V5.0 (30deg probe tilt); Type:QD 000 P40 CD; Serial: 1842
- Measurement SW: DASY52, Version 52.10 (4); SEMCAD X Version 14.6.14 (7501)

**Pin=50mW/Area Scan (61x61x1):** Interpolated grid: dx=1.500 mm, dy=1.500 mm
Maximum value of SAR (interpolated) = 0.493 W/kg

**Pin=50mW/Zoom Scan (5x5x7)/Cube 0:** Measurement grid: dx=8mm, dy=8mm, dz=5mm
Reference Value = 23.97 V/m; Power Drift = 0.03 dB
Peak SAR (extrapolated) = 0.632 W/kg
**SAR(1 g) = 0.419 W/kg; SAR(10 g) = 0.295 W/kg**
Smallest distance from peaks to all points 3 dB below = 19.5 mm
Ratio of SAR at M2 to SAR at M1 = 66.7%
Maximum value of SAR (measured) = 0.494 W/kg

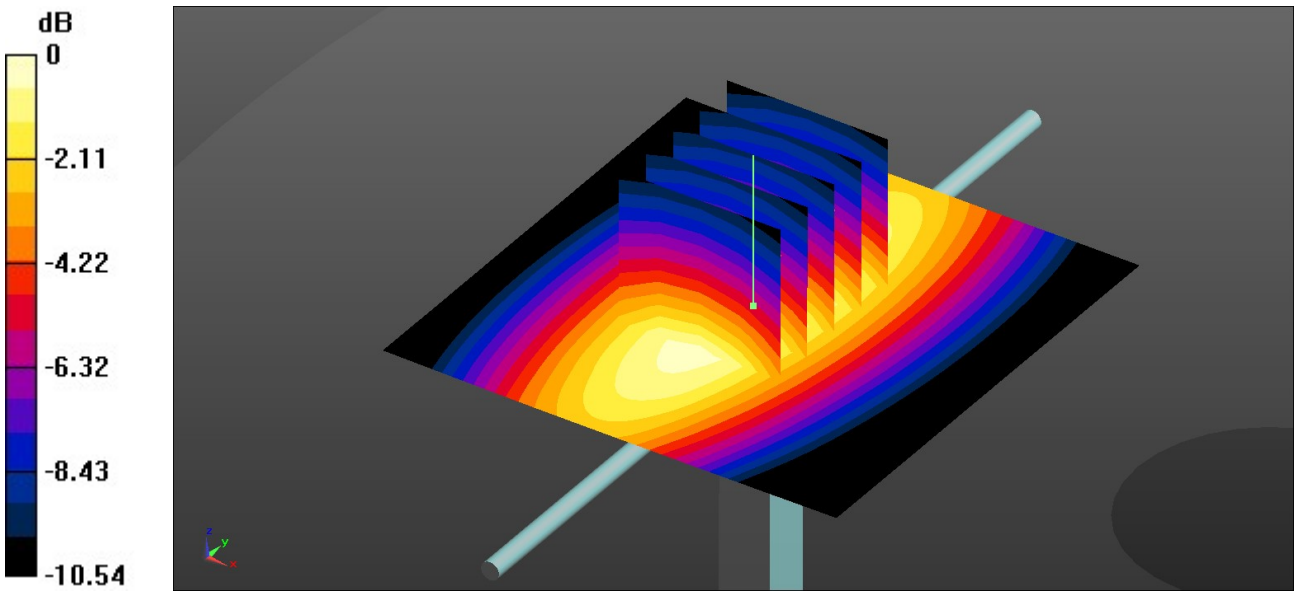


0 dB = 0.494 W/kg = -3.06 dBW/kg

Test Laboratory: Sporton International Inc. SAR/HAC Testing Lab Date: 2024/8/17

**System Check_Head_835MHz**

**DUT: D835V2 - SN:4d091**

Communication System: UID 0, CW (0); Frequency: 835 MHz;Duty Cycle: 1:1
Medium: HSL_835 Medium parameters used: f = 835 MHz; $\sigma$ = 0.912 S/m; $\varepsilon_r$ = 41.936; $\rho$ = 1000 kg/m$^3$
Ambient Temperature：23.3 °C; Liquid Temperature：22.6 °C

DASY5 Configuration:
- Probe: EX3DV4 - SN3857; ConvF(9.29, 8.23, 9.75); Calibrated: 2024/1/22
- Sensor-Surface: 1.4mm (Mechanical Surface Detection)
- Electronics: DAE4 Sn1650; Calibrated: 2023/9/13
- Phantom: Twin-SAM V5.0 (30deg probe tilt); Type:QD 000 P40 CD; Serial: 1842
- Measurement SW: DASY52, Version 52.10 (4); SEMCAD X Version 14.6.14 (7501)

**Pin=50mW/Area Scan (61x61x1):** Interpolated grid: dx=1.500 mm, dy=1.500 mm
Maximum value of SAR (interpolated) = 0.628 W/kg

**Pin=50mW/Zoom Scan (5x5x7)/Cube 0:** Measurement grid: dx=8mm, dy=8mm, dz=5mm
Reference Value = 27.92 V/m; Power Drift = -0.12 dB
Peak SAR (extrapolated) = 0.693 W/kg
**SAR(1 g) = 0.477 W/kg; SAR(10 g) = 0.313 W/kg**
Smallest distance from peaks to all points 3 dB below = 16 mm
Ratio of SAR at M2 to SAR at M1 = 68%
Maximum value of SAR (measured) = 0.630 W/kg

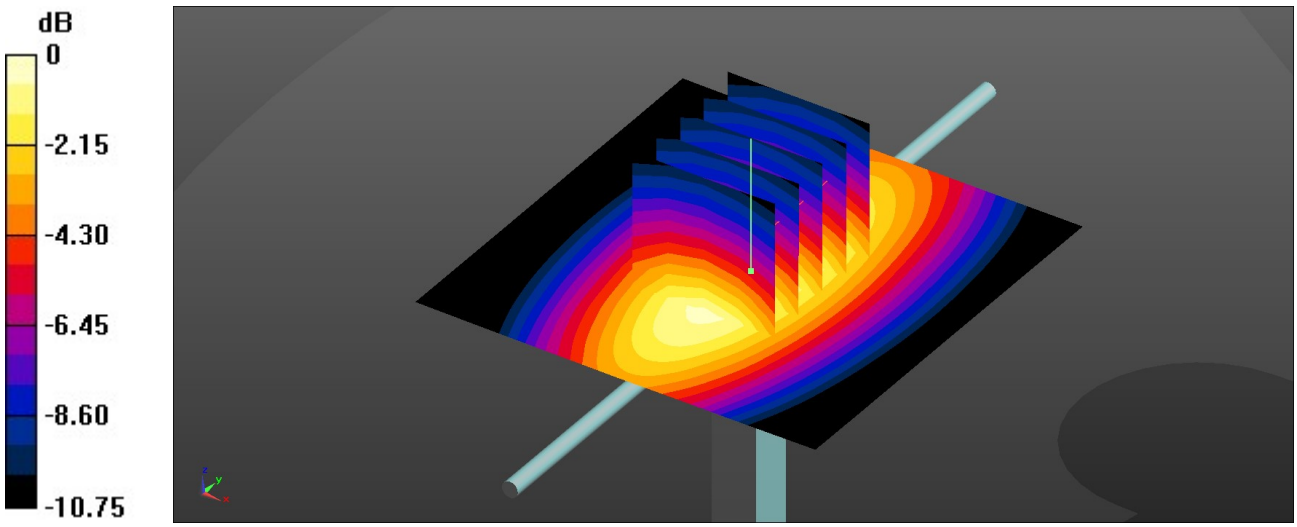


0 dB = 0.630 W/kg = -2.01 dBW/kg

Test Laboratory: Sporton International Inc. SAR/HAC Testing Lab Date: 2024/7/14

**System Check_Head_1750MHz**

**DUT: D1750V2 - SN:1090**

Communication System: UID 0, CW (0); Frequency: 1750 MHz;Duty Cycle: 1:1
Medium: HSL_1750 Medium parameters used: f = 1750 MHz; $\sigma$ = 1.317 S/m; $\varepsilon_r$ = 40.225; $\rho$ = 1000 kg/m$^3$
Ambient Temperature：23.2 ℃; Liquid Temperature：22.5 ℃

DASY5 Configuration:
- Probe: EX3DV4 - SN3857; ConvF(7.78, 7.1, 7.9); Calibrated: 2024/1/22
- Sensor-Surface: 1.4mm (Mechanical Surface Detection)
- Electronics: DAE4 Sn1650; Calibrated: 2023/9/13
- Phantom: Twin-SAM V5.0 (30deg probe tilt); Type:QD 000 P40 CD; Serial: 1842
- Measurement SW: DASY52, Version 52.10 (4); SEMCAD X Version 14.6.14 (7501)

**Pin=50mW/Area Scan (61x61x1):** Interpolated grid: dx=1.500 mm, dy=1.500 mm
Maximum value of SAR (interpolated) = 2.16 W/kg

**Pin=50mW/Zoom Scan (5x5x7)/Cube 0:** Measurement grid: dx=8mm, dy=8mm, dz=5mm
Reference Value = 40.06 V/m; Power Drift = 0.02 dB
Peak SAR (extrapolated) = 3.03 W/kg
**SAR(1 g) = 1.76 W/kg; SAR(10 g) = 0.975 W/kg**
Smallest distance from peaks to all points 3 dB below = 10.1 mm
Ratio of SAR at M2 to SAR at M1 = 55.6%
Maximum value of SAR (measured) = 2.10 W/kg

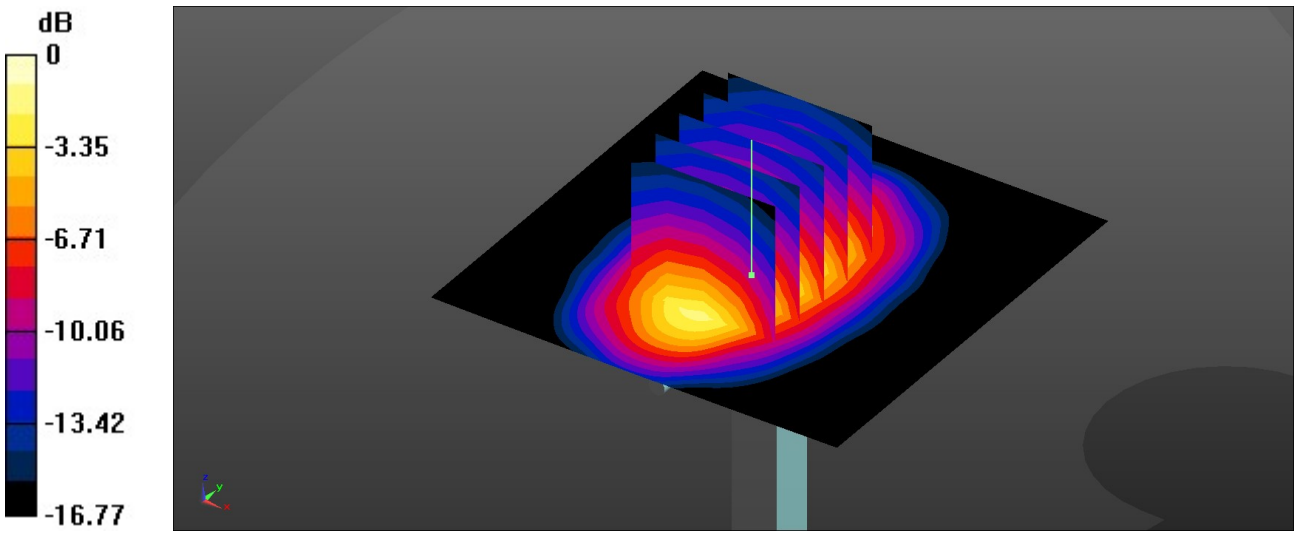


0 dB = 2.10 W/kg = 3.22 dBW/kg

Test Laboratory: Sporton International Inc. SAR/HAC Testing Lab Date: 2024/7/15

**System Check_Head_1900MHz**

**DUT: D1900V2 - SN:5d118**

Communication System: UID 0, CW (0); Frequency: 1900 MHz;Duty Cycle: 1:1
Medium: HSL_1900 Medium parameters used: f = 1900 MHz; $\sigma$ = 1.407 S/m; $\varepsilon_r$ = 40.199; $\rho$ = 1000 kg/m$^3$
Ambient Temperature：23.4 ℃; Liquid Temperature：22.8 ℃

DASY5 Configuration:
- Probe: EX3DV4 - SN3857; ConvF(7.93, 7.26, 8.03); Calibrated: 2024/1/22
- Sensor-Surface: 1.4mm (Mechanical Surface Detection)
- Electronics: DAE4 Sn1650; Calibrated: 2023/9/13
- Phantom: Twin-SAM V5.0 (30deg probe tilt); Type:QD 000 P40 CD; Serial: 1842
- Measurement SW: DASY52, Version 52.10 (4); SEMCAD X Version 14.6.14 (7501)

**Pin=50mW/Area Scan (61x61x1):** Interpolated grid: dx=1.500 mm, dy=1.500 mm
Maximum value of SAR (interpolated) = 3.10 W/kg

**Pin=50mW/Zoom Scan (5x5x7)/Cube 0:** Measurement grid: dx=8mm, dy=8mm, dz=5mm
Reference Value = 44.86 V/m; Power Drift = -0.02 dB
Peak SAR (extrapolated) = 3.16 W/kg
**SAR(1 g) = 1.81 W/kg; SAR(10 g) = 0.958 W/kg**
Smallest distance from peaks to all points 3 dB below = 9.6 mm
Ratio of SAR at M2 to SAR at M1 = 54.7%
Maximum value of SAR (measured) = 2.68 W/kg

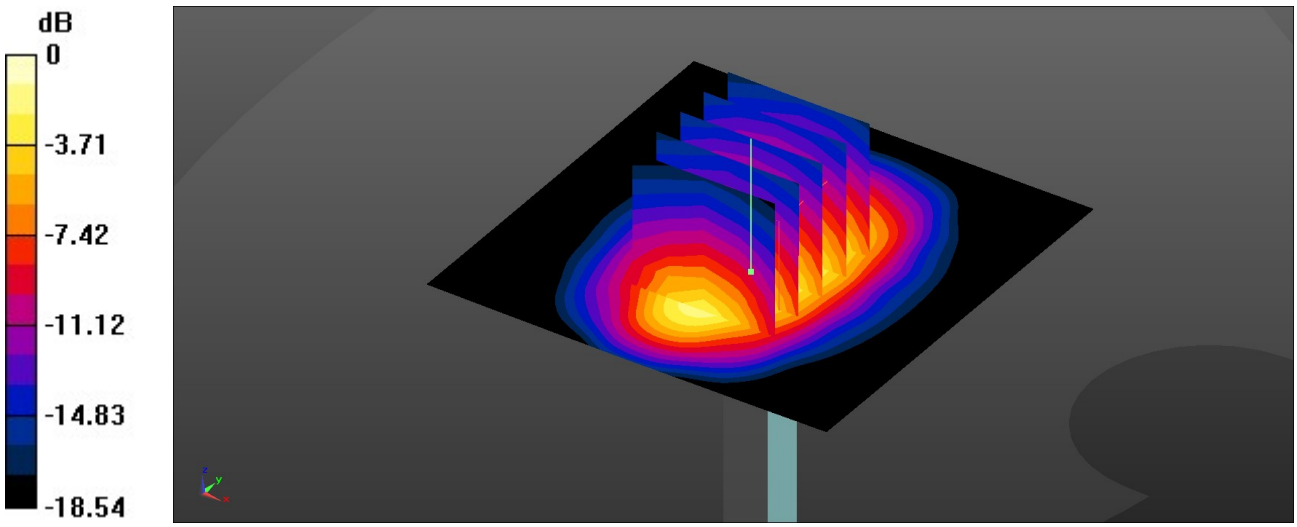


0 dB = 2.68 W/kg = 4.28 dBW/kg

Test Laboratory: Sporton International Inc. SAR/HAC Testing Lab Date: 2024/7/16

**System Check_Head_2300MHz**

**DUT: D2300V2 - SN:1055**

Communication System: UID 0, CW (0); Frequency: 2300 MHz;Duty Cycle: 1:1
Medium: HSL_2300 Medium parameters used: f = 2300 MHz; $\sigma$ = 1.622 S/m; $\varepsilon_r$ = 38.516; $\rho$ = 1000 kg/m$^3$
Ambient Temperature：23.4 ℃; Liquid Temperature：22.9 ℃

DASY5 Configuration:
- Probe: EX3DV4 - SN3857; ConvF(7.77, 7.09, 7.82); Calibrated: 2024/1/22
- Sensor-Surface: 1.4mm (Mechanical Surface Detection)
- Electronics: DAE4 Sn1650; Calibrated: 2023/9/13
- Phantom: Twin-SAM V5.0 (30deg probe tilt); Type:QD 000 P40 CD; Serial: 1842
- Measurement SW: DASY52, Version 52.10 (4); SEMCAD X Version 14.6.14 (7501)

**Pin=50mW/Area Scan (71x71x1):** Interpolated grid: dx=1.200 mm, dy=1.200 mm
Maximum value of SAR (interpolated) = 3.13 W/kg

**Pin=50mW/Zoom Scan (7x7x7)/Cube 0:** Measurement grid: dx=5mm, dy=5mm, dz=5mm
Reference Value = 41.20 V/m; Power Drift = 0.05 dB
Peak SAR (extrapolated) = 4.69 W/kg
**SAR(1 g) = 2.39 W/kg; SAR(10 g) = 1.16 W/kg**
Smallest distance from peaks to all points 3 dB below = 9.5 mm
Ratio of SAR at M2 to SAR at M1 = 52.5%
Maximum value of SAR (measured) = 3.12 W/kg

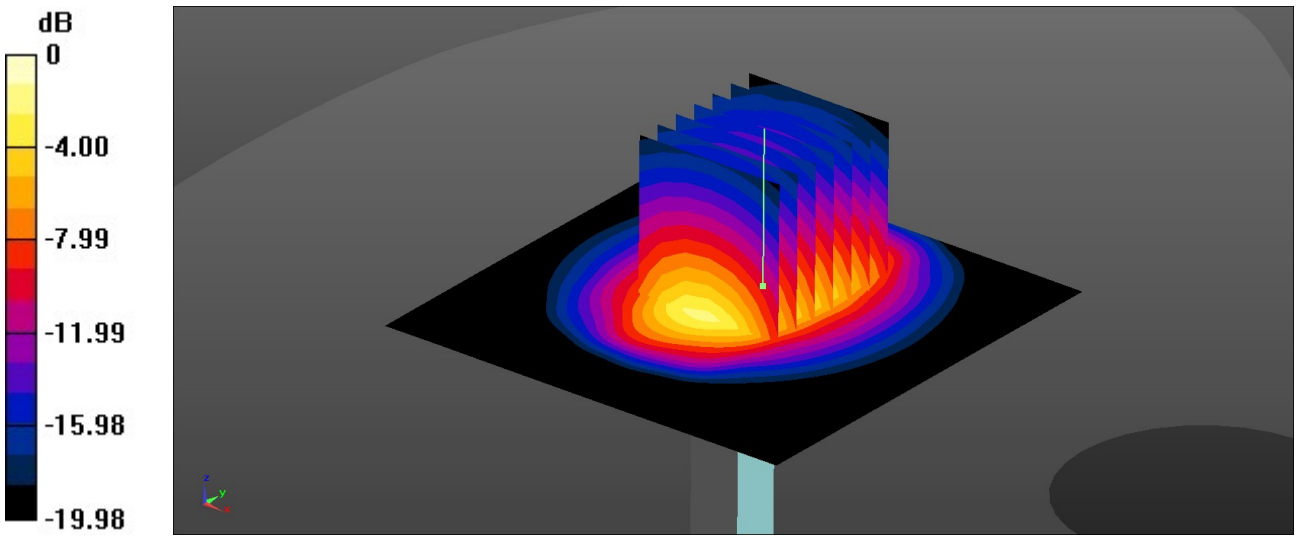


0 dB = 3.12 W/kg = 4.94 dBW/kg

Test Laboratory: Sporton International Inc. SAR/HAC Testing Lab Date: 2024/7/17

**System Check_Head_2600MHz**

**DUT: D2600V2 - SN:1112**

Communication System: UID 0, CW (0); Frequency: 2600 MHz;Duty Cycle: 1:1
Medium: HSL_2600 Medium parameters used: f = 2600 MHz; σ = 2.03 S/m; $\varepsilon_r$ = 40.355; ρ = 1000 kg/m$^3$
Ambient Temperature：23.3 °C; Liquid Temperature：22.8 °C

DASY5 Configuration:
- Probe: EX3DV4 - SN3857; ConvF(7.36, 6.7, 7.41); Calibrated: 2024/1/22
- Sensor-Surface: 1.4mm (Mechanical Surface Detection)
- Electronics: DAE4 Sn1650; Calibrated: 2023/9/13
- Phantom: Twin-SAM V5.0 (30deg probe tilt); Type:QD 000 P40 CD; Serial: 1842
- Measurement SW: DASY52, Version 52.10 (4); SEMCAD X Version 14.6.14 (7501)

**Pin=50mW/Area Scan (71x71x1):** Interpolated grid: dx=1.200 mm, dy=1.200 mm
Maximum value of SAR (interpolated) = 3.80 W/kg

**Pin=50mW/Zoom Scan (7x7x7)/Cube 0:** Measurement grid: dx=5mm, dy=5mm, dz=5mm
Reference Value = 45.85 V/m; Power Drift = -0.14 dB
Peak SAR (extrapolated) = 5.69 W/kg
**SAR(1 g) = 2.69 W/kg; SAR(10 g) = 1.24 W/kg**
Smallest distance from peaks to all points 3 dB below = 9.8 mm
Ratio of SAR at M2 to SAR at M1 = 49.5%
Maximum value of SAR (measured) = 3.64 W/kg

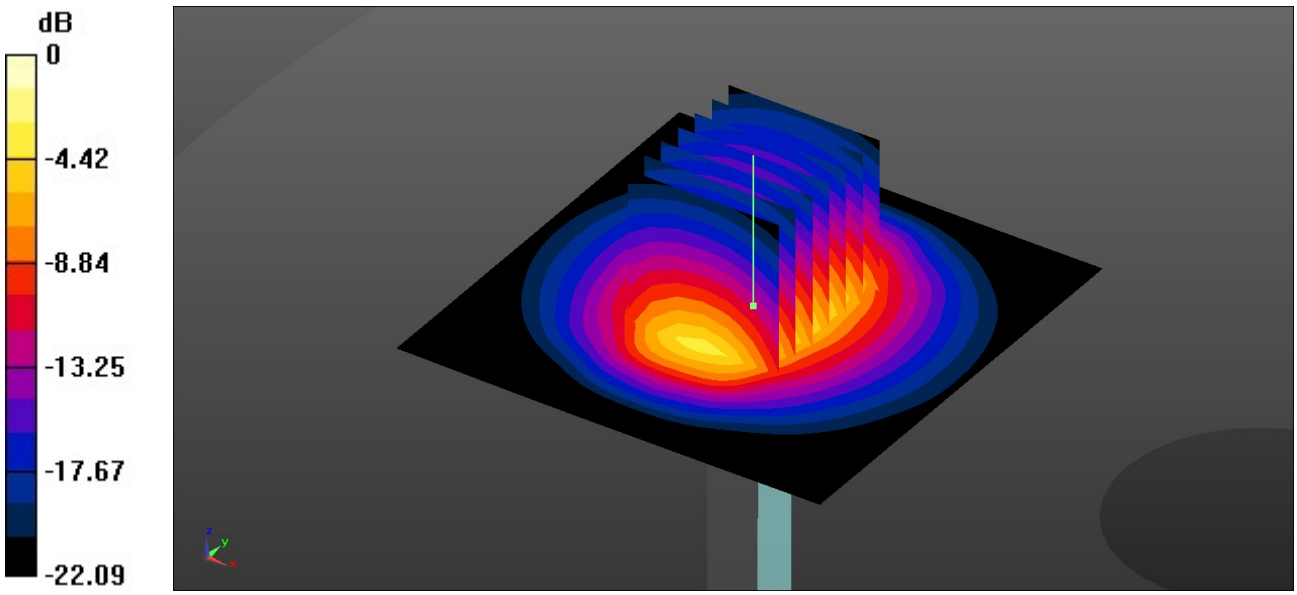


0 dB = 3.64 W/kg = 5.61 dBW/kg

Test Laboratory: Sporton International Inc. SAR/HAC Testing Lab Date: 2024/7/18

**System Check_Head_3500MHz**

**DUT: D3500V2 - SN:1037**

Communication System: UID 0, CW (0); Frequency: 3500 MHz;Duty Cycle: 1:1
Medium: HSL_3500 Medium parameters used: f = 3500 MHz; $\sigma$ = 2.813 S/m; $\varepsilon_r$ = 38.735; $\rho$ = 1000 kg/m$^3$
Ambient Temperature：23.3 ℃; Liquid Temperature：22.7 ℃

DASY5 Configuration:
- Probe: EX3DV4 - SN3857; ConvF(7.08, 6.34, 6.93); Calibrated: 2024/1/22
- Sensor-Surface: 1.4mm (Mechanical Surface Detection)
- Electronics: DAE4 Sn1650; Calibrated: 2023/9/13
- Phantom: Twin-SAM V5.0 (30deg probe tilt); Type:QD 000 P40 CD; Serial: 1842
- Measurement SW: DASY52, Version 52.10 (4); SEMCAD X Version 14.6.14 (7501)

**Pin=50mW/Area Scan (91x91x1):** Interpolated grid: dx=1.000 mm, dy=1.000 mm
Maximum value of SAR (interpolated) = 7.14 W/kg

**Pin=50mW/Zoom Scan (7x7x7)/Cube 0:** Measurement grid: dx=4mm, dy=4mm, dz=1.4mm
Reference Value = 28.14 V/m; Power Drift = 0.06 dB
Peak SAR (extrapolated) = 8.99 W/kg
**SAR(1 g) = 3.12 W/kg; SAR(10 g) = 1.2 W/kg**
Smallest distance from peaks to all points 3 dB below = 8.5 mm
Ratio of SAR at M2 to SAR at M1 = 74.5%
Maximum value of SAR (measured) = 7.07 W/kg

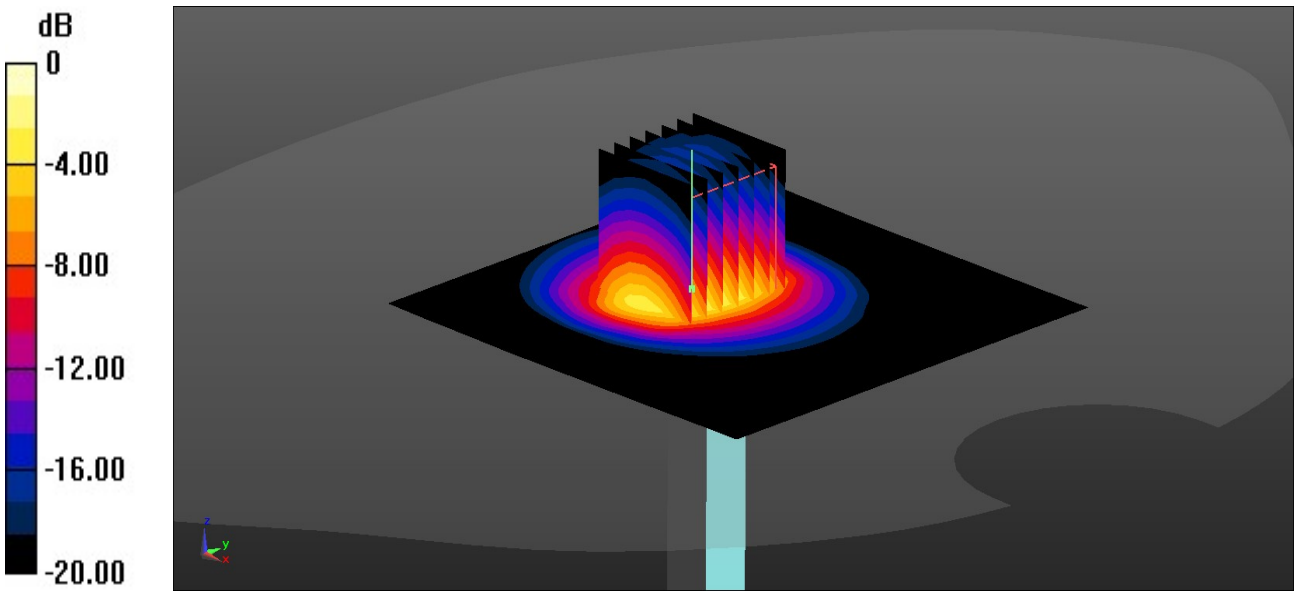


0 dB = 7.07 W/kg = 8.49 dBW/kg

Test Laboratory: Sporton International Inc. SAR/HAC Testing Lab Date: 2024/7/19

**System Check_Head_3700MHz**

**DUT: D3700V2 - SN:1008**

Communication System: UID 0, CW (0); Frequency: 3700 MHz;Duty Cycle: 1:1
Medium: HSL_3700 Medium parameters used: f = 3700 MHz; $\sigma$ = 2.991 S/m; $\varepsilon_r$ = 38.382; $\rho$ = 1000 kg/m$^3$
Ambient Temperature：23.3 ℃; Liquid Temperature：22.9 ℃

DASY5 Configuration:
- Probe: EX3DV4 - SN3857; ConvF(7.06, 6.33, 6.89); Calibrated: 2024/1/22
- Sensor-Surface: 1.4mm (Mechanical Surface Detection)
- Electronics: DAE4 Sn1650; Calibrated: 2023/9/13
- Phantom: Twin-SAM V5.0 (30deg probe tilt); Type:QD 000 P40 CD; Serial: 1842
- Measurement SW: DASY52, Version 52.10 (4); SEMCAD X Version 14.6.14 (7501)

**Pin=50mW/Area Scan (91x91x1):** Interpolated grid: dx=1.000 mm, dy=1.000 mm
Maximum value of SAR (interpolated) = 6.48 W/kg

**Pin=50mW/Zoom Scan (7x7x7)/Cube 0:** Measurement grid: dx=4mm, dy=4mm, dz=1.4mm
Reference Value = 27.74 V/m; Power Drift = 0.03 dB
Peak SAR (extrapolated) = 8.65 W/kg
**SAR(1 g) = 3.35 W/kg; SAR(10 g) = 1.24 W/kg**
Smallest distance from peaks to all points 3 dB below = 8.1 mm
Ratio of SAR at M2 to SAR at M1 = 72.3%
Maximum value of SAR (measured) = 7.07 W/kg

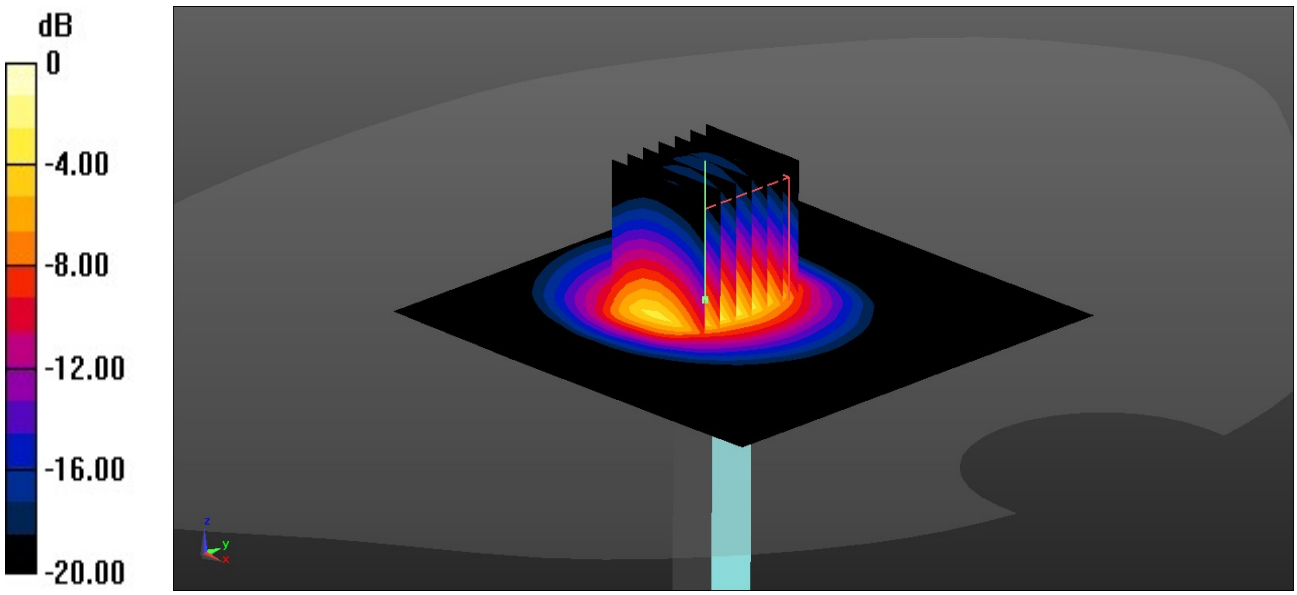


0 dB = 6.55 W/kg = 8.17 dBW/kg

Test Laboratory: Sporton International Inc. SAR/HAC Testing Lab Date: 2024/7/20

**System Check_Head_3900MHz**

**DUT: D3900V2 - SN:1048**

Communication System: UID 0, CW (0); Frequency: 3900 MHz;Duty Cycle: 1:1
Medium: HSL_3900 Medium parameters used: f = 3900 MHz; $\sigma$ = 3.175 S/m; $\varepsilon_r$ = 38.058; $\rho$ = 1000 kg/m$^3$
Ambient Temperature：23.3 ℃; Liquid Temperature：22.8 ℃

DASY5 Configuration:
- Probe: EX3DV4 - SN3857; ConvF(7.38, 6.56, 7.19); Calibrated: 2024/1/22
- Sensor-Surface: 1.4mm (Mechanical Surface Detection)
- Electronics: DAE4 Sn1650; Calibrated: 2023/9/13
- Phantom: Twin-SAM V5.0 (30deg probe tilt); Type:QD 000 P40 CD; Serial: 1842
- Measurement SW: DASY52, Version 52.10 (4); SEMCAD X Version 14.6.14 (7501)

**Pin=50mW/Area Scan (91x91x1):** Interpolated grid: dx=1.000 mm, dy=1.000 mm
Maximum value of SAR (interpolated) = 7.50 W/kg

**Pin=50mW/Zoom Scan (7x7x7)/Cube 0:** Measurement grid: dx=4mm, dy=4mm, dz=1.4mm
Reference Value = 27.69 V/m; Power Drift = 0.08 dB
Peak SAR (extrapolated) = 10.3 W/kg
**SAR(1 g) = 3.65 W/kg; SAR(10 g) = 1.23 W/kg**
Smallest distance from peaks to all points 3 dB below = 8.4 mm
Ratio of SAR at M2 to SAR at M1 = 75.6%
Maximum value of SAR (measured) = 7.07 W/kg

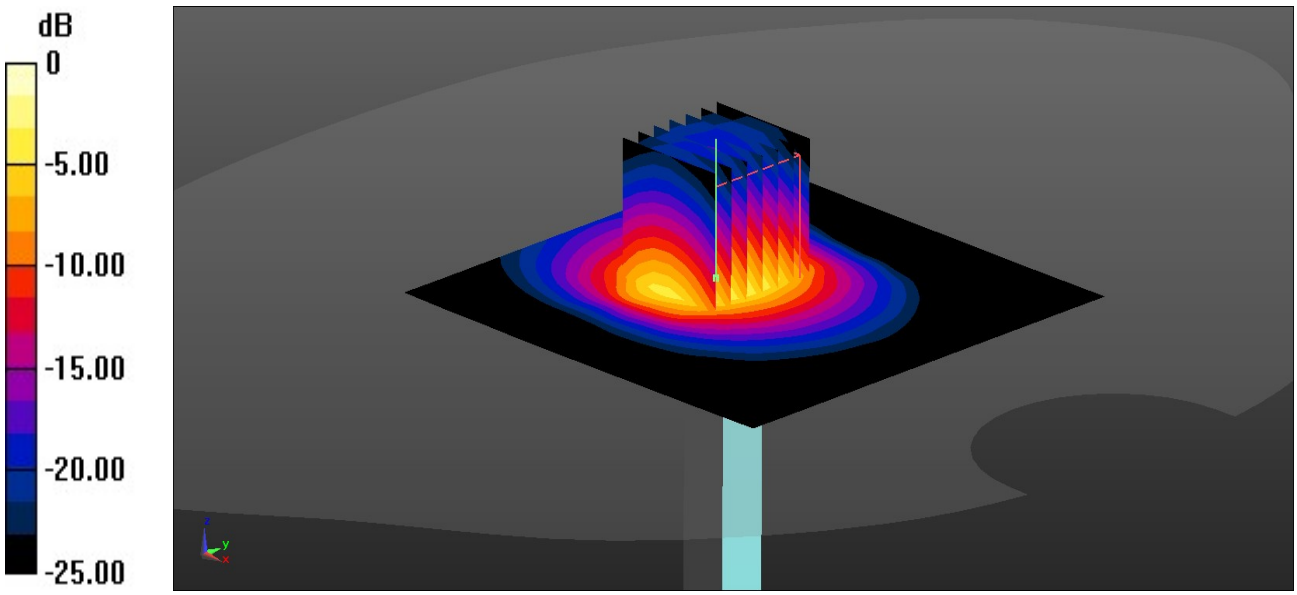


0 dB = 7.63 W/kg = 8.83 dBW/kg

Test Laboratory: Sporton International Inc. SAR/HAC Testing Lab Date: 2024/7/21

**System Check_Head_2450MHz**

**DUT: D2450V2 - SN:1095**

Communication System: UID 0, CW (0); Frequency: 2450 MHz;Duty Cycle: 1:1
Medium: HSL_2450 Medium parameters used: f = 2450 MHz; $\sigma$ = 1.744 S/m; $\varepsilon_r$ = 39.267; $\rho$ = 1000 kg/m$^3$
Ambient Temperature：23.3 ℃; Liquid Temperature：22.8 ℃

DASY5 Configuration:
- Probe: EX3DV4 - SN3857; ConvF(7.44, 6.79, 7.48); Calibrated: 2024/1/22
- Sensor-Surface: 1.4mm (Mechanical Surface Detection)
- Electronics: DAE4 Sn1650; Calibrated: 2023/9/13
- Phantom: Twin-SAM V5.0 (30deg probe tilt); Type:QD 000 P40 CD; Serial: 1842
- Measurement SW: DASY52, Version 52.10 (4); SEMCAD X Version 14.6.14 (7501)

**Pin=50mW/Area Scan (71x71x1):** Interpolated grid: dx=1.200 mm, dy=1.200 mm
Maximum value of SAR (interpolated) = 4.50 W/kg

**Pin=50mW/Zoom Scan (7x7x7)/Cube 0:** Measurement grid: dx=5mm, dy=5mm, dz=5mm
Reference Value = 47.76 V/m; Power Drift = -0.07 dB
Peak SAR (extrapolated) = 5.37 W/kg
**SAR(1 g) = 2.67 W/kg; SAR(10 g) = 1.26 W/kg**
Smallest distance from peaks to all points 3 dB below = 9.2 mm
Ratio of SAR at M2 to SAR at M1 = 49.9%
Maximum value of SAR (measured) = 4.40 W/kg

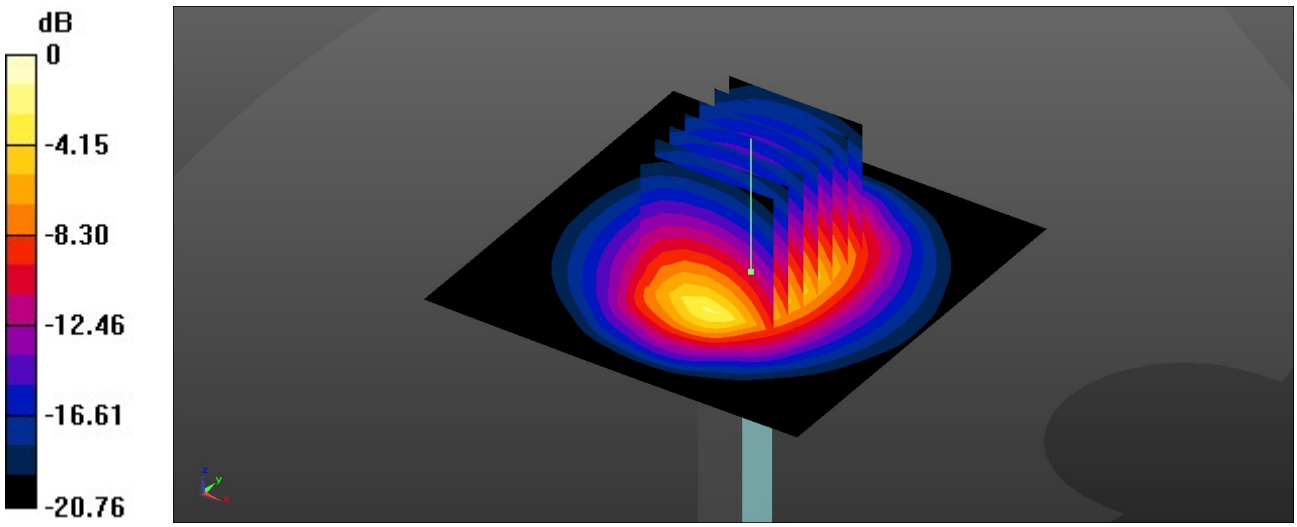


0 dB = 4.40 W/kg = 6.43 dBW/kg

Test Laboratory: Sporton International Inc. SAR/HAC Testing Lab Date: 2024/8/20

**System Check_Head_5250MHz**

**DUT: D5GHzV2 - SN:1113**

Communication System: UID 0, CW (0); Frequency: 5250 MHz;Duty Cycle: 1:1
Medium: HSL_5000 Medium parameters used: f = 5250 MHz; $\sigma$ = 4.573 S/m; $\varepsilon_r$ = 35.72; $\rho$ = 1000 kg/m$^3$
Ambient Temperature：23.3 ℃; Liquid Temperature：22.7 ℃

DASY5 Configuration:
- Probe: EX3DV4 - SN3857; ConvF(5.34, 4.76, 5.24); Calibrated: 2024/1/22
- Sensor-Surface: 1.4mm (Mechanical Surface Detection)
- Electronics: DAE4 Sn1650; Calibrated: 2023/9/13
- Phantom: Twin-SAM V5.0 (30deg probe tilt); Type:QD 000 P40 CD; Serial: 1842
- Measurement SW: DASY52, Version 52.10 (4); SEMCAD X Version 14.6.14 (7501)

**Pin=50mW/Area Scan (91x91x1):** Interpolated grid: dx=1.000 mm, dy=1.000 mm
Maximum value of SAR (interpolated) = 9.86 W/kg

**Pin=50mW/Zoom Scan (7x7x7)/Cube 0:** Measurement grid: dx=4mm, dy=4mm, dz=1.4mm
Reference Value = 48.94 V/m; Power Drift = -0.02 dB
Peak SAR (extrapolated) = 16.3 W/kg
**SAR(1 g) = 4.17 W/kg; SAR(10 g) = 1.22 W/kg**
Smallest distance from peaks to all points 3 dB below = 7.2 mm
Ratio of SAR at M2 to SAR at M1 = 65.5%
Maximum value of SAR (measured) = 10.3 W/kg

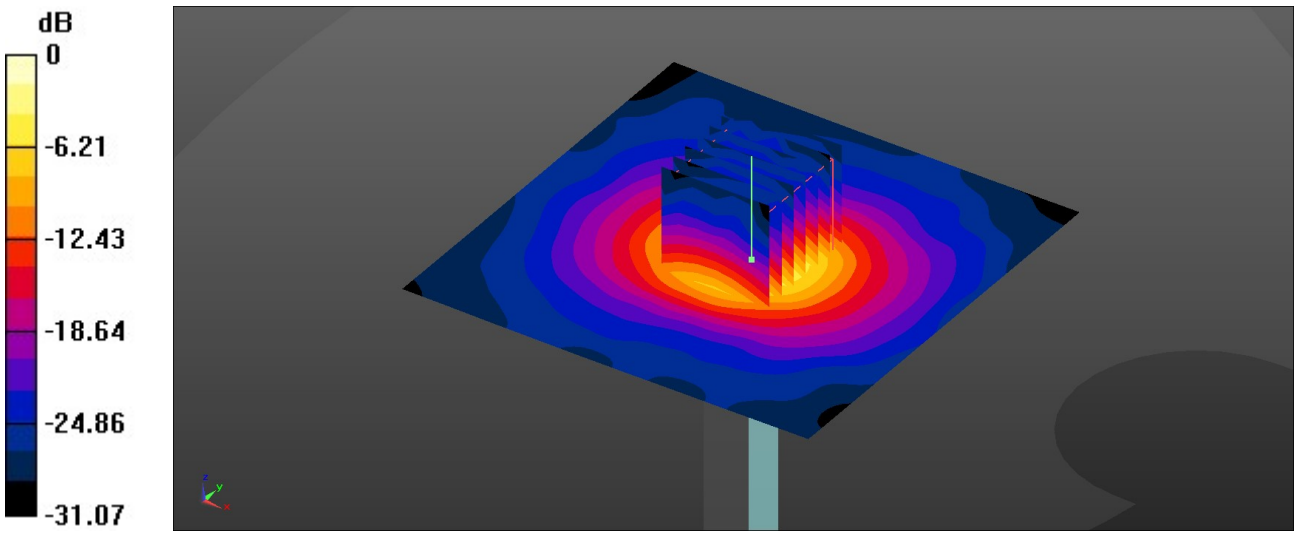


0 dB = 10.3 W/kg = 10.13 dBW/kg

Test Laboratory: Sporton International Inc. SAR/HAC Testing Lab Date: 2024/8/21

**System Check_Head_5600MHz**

**DUT: D5GHzV2 - SN:1113**

Communication System: UID 0, CW (0); Frequency: 5600 MHz;Duty Cycle: 1:1
Medium: HSL_5000 Medium parameters used: f = 5600 MHz; $\sigma$ = 4.997 S/m; $\varepsilon_r$ = 35.371; $\rho$ = 1000 kg/m$^3$
Ambient Temperature：23.3 ℃; Liquid Temperature：22.8 ℃

DASY5 Configuration:
- Probe: EX3DV4 - SN3857; ConvF(4.9, 4.3, 4.75); Calibrated: 2024/1/22
- Sensor-Surface: 1.4mm (Mechanical Surface Detection)
- Electronics: DAE4 Sn1650; Calibrated: 2023/9/13
- Phantom: Twin-SAM V5.0 (30deg probe tilt); Type:QD 000 P40 CD; Serial: 1842
- Measurement SW: DASY52, Version 52.10 (4); SEMCAD X Version 14.6.14 (7501)

**Pin=50mW/Area Scan (91x91x1):** Interpolated grid: dx=1.000 mm, dy=1.000 mm
Maximum value of SAR (interpolated) = 11.4 W/kg

**Pin=50mW/Zoom Scan (7x7x7)/Cube 0:** Measurement grid: dx=4mm, dy=4mm, dz=1.4mm
Reference Value = 51.37 V/m; Power Drift = -0.07 dB
Peak SAR (extrapolated) = 19.1 W/kg
**SAR(1 g) = 4.42 W/kg; SAR(10 g) = 1.2 W/kg**
Smallest distance from peaks to all points 3 dB below = 7.2 mm
Ratio of SAR at M2 to SAR at M1 = 63.7%
Maximum value of SAR (measured) = 11.7 W/kg

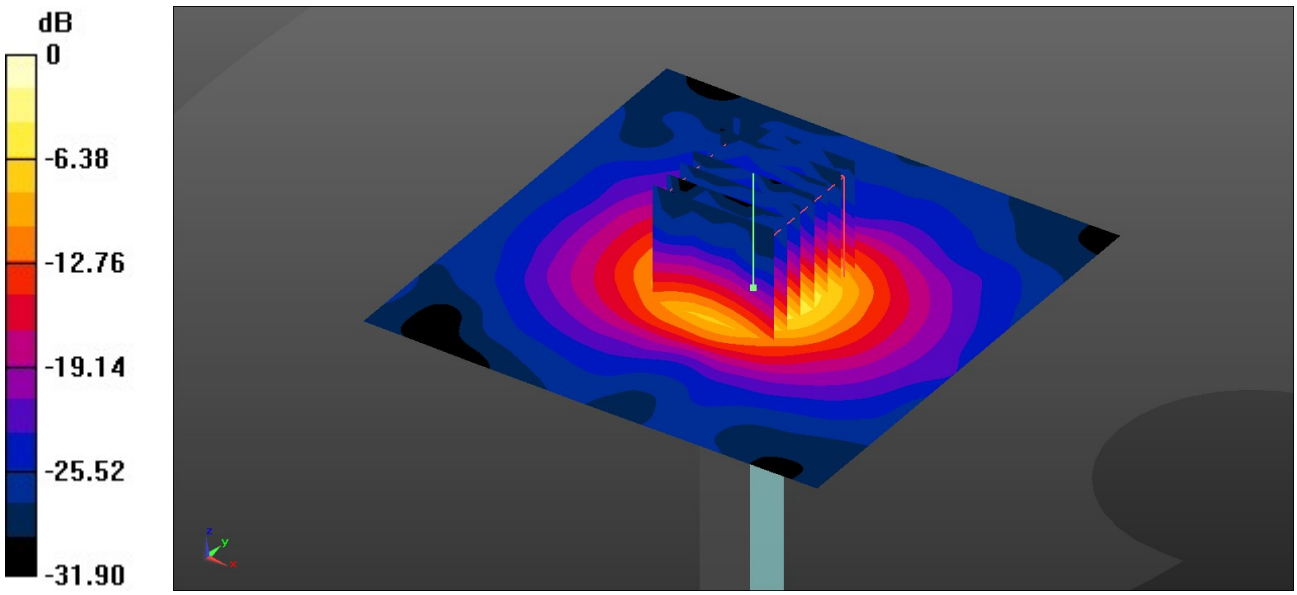


0 dB = 11.7 W/kg = 10.68 dBW/kg

Test Laboratory: Sporton International Inc. SAR/HAC Testing Lab Date: 2024/8/22

**System Check_Head_5750MHz**

**DUT: D5GHzV2 - SN:1113**

Communication System: UID 0, CW (0); Frequency: 5750 MHz;Duty Cycle: 1:1
Medium: HSL_5000 Medium parameters used: f = 5750 MHz; $\sigma$ = 5.105 S/m; $\varepsilon_r$ = 34.869; $\rho$ = 1000 kg/m$^3$
Ambient Temperature：23.2 ℃; Liquid Temperature：22.9 ℃

DASY5 Configuration:
- Probe: EX3DV4 - SN3857; ConvF(5.19, 4.53, 5.01); Calibrated: 2024/1/22
- Sensor-Surface: 1.4mm (Mechanical Surface Detection)
- Electronics: DAE4 Sn1650; Calibrated: 2023/9/13
- Phantom: Twin-SAM V5.0 (30deg probe tilt); Type:QD 000 P40 CD; Serial: 1842
- Measurement SW: DASY52, Version 52.10 (4); SEMCAD X Version 14.6.14 (7501)

**Pin=50mW/Area Scan (91x91x1):** Interpolated grid: dx=1.000 mm, dy=1.000 mm
Maximum value of SAR (interpolated) = 9.89 W/kg

**Pin=50mW/Zoom Scan (7x7x7)/Cube 0:** Measurement grid: dx=4mm, dy=4mm, dz=1.4mm
Reference Value = 47.32 V/m; Power Drift = -0.04 dB
Peak SAR (extrapolated) = 17.8 W/kg
**SAR(1 g) = 4.08 W/kg; SAR(10 g) = 1.18 W/kg**
Smallest distance from peaks to all points 3 dB below = 7.2 mm
Ratio of SAR at M2 to SAR at M1 = 62.1%
Maximum value of SAR (measured) = 10.5 W/kg

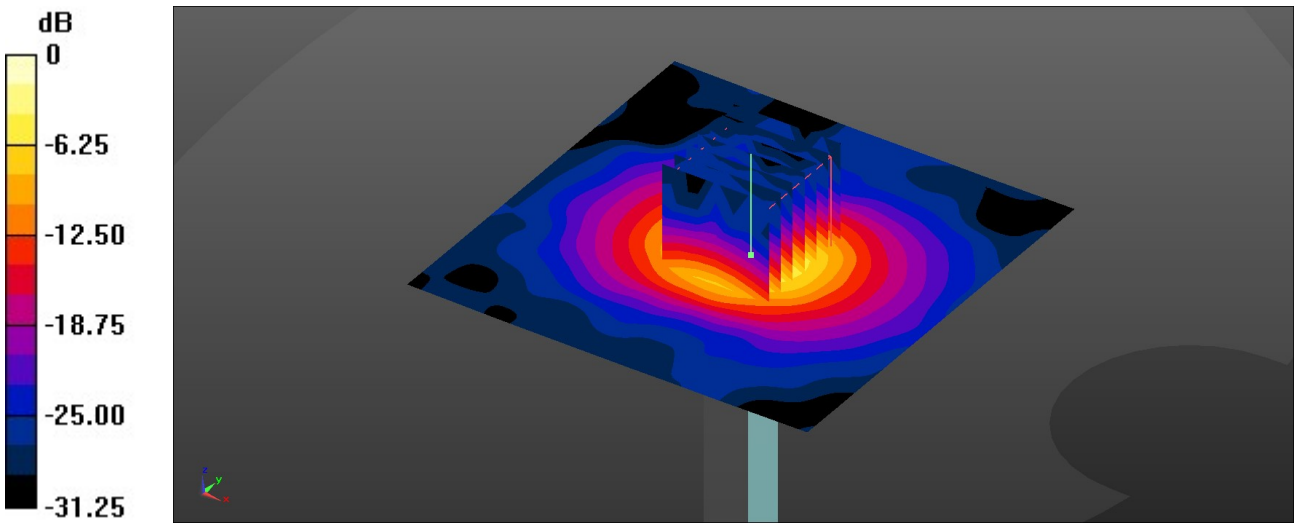


0 dB = 10.5 W/kg = 10.21 dBW/kg

Test Laboratory: Sporton International Inc. SAR/HAC Testing Lab Date: 2024/8/23

**System Check_Head_900MHz**

**DUT: D900V2 - SN: 1d186**

Communication System: UID 0, CW (0); Frequency: 900 MHz;Duty Cycle: 1:1
Medium: HSL_900 Medium parameters used: f = 900 MHz; σ = 0.929 S/m; $\varepsilon_r$ = 42.108; ρ = 1000 kg/m$^3$
Ambient Temperature：23.3 °C; Liquid Temperature：22.7 °C

DASY5 Configuration:
- Probe: EX3DV4 - SN3857; ConvF(9.29, 8.23, 9.75); Calibrated: 2024/1/22
- Sensor-Surface: 1.4mm (Mechanical Surface Detection)
- Electronics: DAE4 Sn1650; Calibrated: 2023/9/13
- Phantom: Twin-SAM V5.0 (30deg probe tilt); Type:QD 000 P40 CD; Serial: 1842
- Measurement SW: DASY52, Version 52.10 (4); SEMCAD X Version 14.6.14 (7501)

**Pin=50mW/Area Scan (61x61x1):** Interpolated grid: dx=1.500 mm, dy=1.500 mm
Maximum value of SAR (interpolated) = 0.593 W/kg

**Pin=50mW/Zoom Scan (5x5x7)/Cube 0:** Measurement grid: dx=8mm, dy=8mm, dz=5mm
Reference Value = 26.01 V/m; Power Drift = 0.02 dB
Peak SAR (extrapolated) = 0.758 W/kg
**SAR(1 g) = 0.508 W/kg; SAR(10 g) = 0.330 W/kg**
Smallest distance from peaks to all points 3 dB below = 16.1 mm
Ratio of SAR at M2 to SAR at M1 = 66.7%
Maximum value of SAR (measured) = 0.597 W/kg

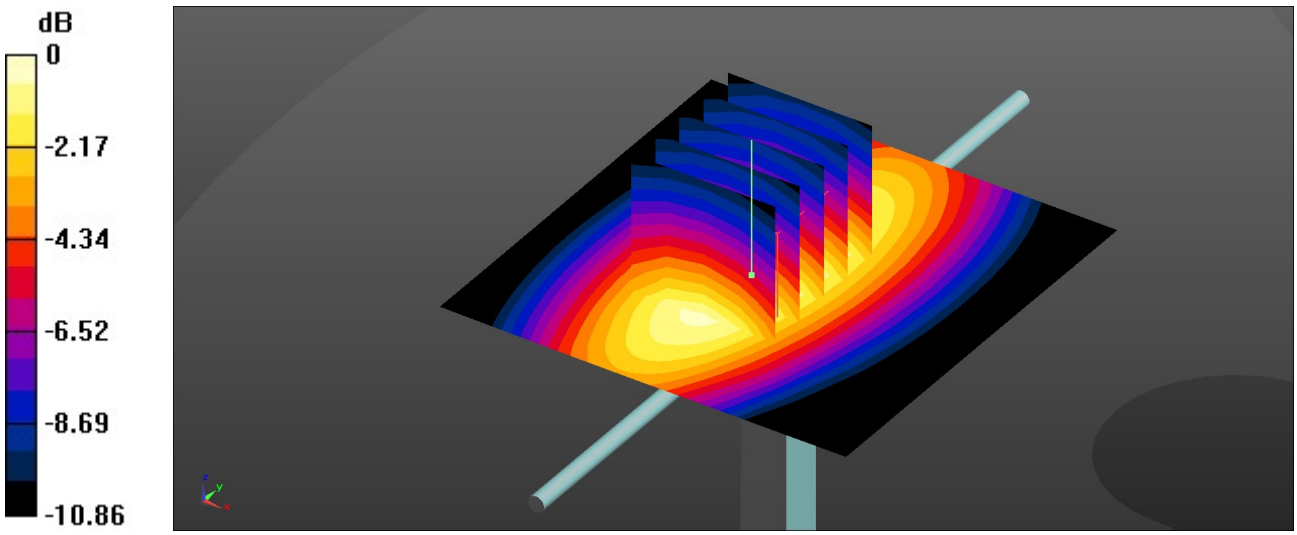


0 dB = 0.597 W/kg = -2.24 dBW/kg